



# 2017-18 @MONMOUTHBBALL GAME NOTES

Monmouth University Athletics Communications // 400 Cedar Ave. West Long Branch, NJ 07764  
Men's Basketball Contact // Gary Kowal // gkowal@monmouth.edu // 732-263-5557 // #FlyHawks

## SCHEDULE & RESULTS

Date	Opponent	Time/Result
<b>November (3-4)</b>		
Fri. 10	BUCKNELL	W, 79-78
Sun. 12	at Seton Hall <sup>^</sup>	L, 65-75
Tue. 14	at Lehigh	W, 80-72
Sun. 19	at Virginia <sup>^</sup>	L, 53-73
Wed. 22	at UNC Asheville <sup>^</sup>	L, 51-62
Sat. 25	PENN	L, 96-101 (4OT)
Mon. 27	ALBANY	W, 81-73
<b>December</b>		
Sat. 2	at UConn	4:00 PM
Wed. 6	HOFSTRA	7:00 PM
Sat. 9	vs. Kentucky	12:00 PM
Tue. 12	at Princeton	7:00 PM
Fri. 22	at Yale	7:00 PM
Thu. 28	at Quinnipiac*	7:30 PM
Sun. 31	at Saint Peter's*	12:00 PM
<b>January</b>		
Fri. 5	MANHATTAN*	7:00 PM
Fri. 12	at Niagara*	7:00 PM
Sun. 14	at Canisius*	2:00 PM
Fri. 19	IONA*	7:00 PM
Thu. 25	SIENA*	7:00 PM
Sat. 27	vs. Marist*	4:00 PM
Mon. 29	at Rider*	7:00 PM
<b>February</b>		
Fri. 2	FAIRFIELD*	7:00 PM
Sun. 4	NIAGARA*	2:00 PM
Thu. 8	at Iona*	7:00 PM
Sat. 10	at Manhattan*	7:00 PM
Tue. 13	SAINT PETER'S*	7:00 PM
Fri. 16	CANISIUS*	7:00 PM
Sun. 18	at Siena*	2:00 PM
Thu. 22	RIDER*	7:00 PM
Sat. 24	at Fairfield*	1:00 PM
<b>March</b>		
<b>2018 MAAC Tournament (1-5)</b>		

Home Games is **BOLD CAPS**

\*-Metro Atlantic Athletic Conference games

<sup>^</sup>-Preseason National Invitation Tournament (NIT)

## ATHLETIC COMMUNICATIONS

Assistant AD/Communications & New Media/  
Men's Basketball Contact: Gary Kowal  
Kowal phone: 732-263-5557  
Kowal email: gkowal@monmouth.edu  
Press Row Phone: 732-571-3677  
Athletics Website: MonmouthHawks.com

## GAME EIGHT



### UConn HUSKIES

Head Coach: Kevin Ollie (6th season at UConn)  
Record at UConn: 118-63 // Career Record: 118-63  
Huskies Record: 5-2 (0-0 American)



### MONMOUTH HAWKS

Head Coach: King Rice (7th season at Monmouth)  
Record at Monmouth: 109-96 // Career Record: 109-96  
Hawks Record: 3-4 (0-0 MAAC)

## MEDIA COVERAGE



TV // SNY // WatchESPN  
PxP // Gary Apple  
Analyst // Tim Welsh  
Sideline: Taylor Rooks



Radio // 1160/1310am  
PxP // Eddy Occhipinti  
Analyst // Steve Bazaz

## HAWKS QUICK NOTES

### LAST GAME: STARTERS

POS.	#	NAME	CLASS	Ht.	Wt.	NOTES
G	23	Austin Tilghman	Sr.	6'1"	230	2 assists shy of triple double vs. Penn
G	3	Deion Hammond	Fr.	6'4"	200	Double figures four times in November
G	0	Ray Salnave	R-Fr.	6'3"	205	Career-high 18 points in win over Albany
F	4	Mustapha Traore	R-So.	6'8"	210	First career-double digit effort vs. Penn
C	32	Diago Quinn	Jr.	6'9"	255	Two of three career double-digit games have come this season

### LAST GAME: OFF THE BENCH

F	1	Pierre Sarr	Jr.	6'5"	195	Started first three games this season
F	2	Melik Martin	Fr.	6'6"	200	Played 50 of 60 minutes vs. Penn
G	5	Nick Rutherford	Jr.	6'3"	185	Transfer from FAU; will redshirt this season
G	10	Micah Seaborn	R-Jr.	6'5"	195	Preseason All-MAAC First Team unanimous selection
G	11	George Papas	Fr.	6'5"	175	Career-high 16 points vs. Penn
G	13	Marcus McClary	Fr.	6'3"	195	Made first career start at UNC Asheville
G	15	Dan Pillari	Sr.	5'10"	170	One of two true seniors on the roster
G	24	Louie Pillari	R-So.	6'6"	200	Three triples, season-high 14 points at UVA
C	33	Zac Tillman	5-Sr.	6'10"	280	Came one shy of a career-best with 16 vs. Albany
C	44	Sam Ibiezugbe	So.	6'11"	255	Career-high 8 points on 4-5 FG at UVA

## FOLLOW MONMOUTH BASKETBALL

FACEBOOK // **MONMOUTH BASKETBALL**  
TWITTER // **@MONMOUTHBBALL**

INSTAGRAM // **@MONMOUTHMENSBBALL**  
SNAPCHAT // **@MUHAWKS**

# MORE ON TONIGHT'S MATCHUP

## SCOUTING THE HUSKIES

Four Huskies average in double digits, led by Jalen Adams' 17.5 points per game. UConn won its first four games before dropping two in a row. They got back in the win column Wednesday with an OT win over Columbia.

## HEAD COACH KEVIN OLLIE

Kevin Ollie is in his sixth season as the head coach at UConn after spending the prior two years on Jim Calhoun's staff. Ollie led the Huskies to the 2014 national title in a 32-8 campaign.

## HAWKS ON THE ROAD

Monmouth goes back to the road for one game after two in a row at home, and have one road win this season at Lehigh.

## UConn AT HOME

UConn is 4-0 at home this season, playing two games apiece both on campus at Gampel Pavilion and off campus at Hartford's XL Center.

## THE XL CENTER

UConn plays select home games at Hartford's XL Center, where today's contest will be played. The arena is also home to UConn's perennial power women's basketball team and the AHL's Hartford Wolf Pack.

## MU VS. THE AAC

-Against current members of the American Athletic Conference, Monmouth is 2-7.

-UConn is the only AAC team Monmouth will play this season.

-King Rice is 1-1 against the American, with a win over Memphis and a loss at SMU.

-The last time MU took on an AAC opponent, the Hawks topped Memphis last December at FedEx Forum.

## MONMOUTH AGAINST UCONN NOTES

-This is the first meeting between the teams in men's basketball competition.

## ALL-TIME SERIES

FIRST MEETING

LAST MEETING: N/A

This is the first time Monmouth and Connecticut will meet in men's basketball competition.

## LAST TIME OUT

Monmouth 81, Albany 73

November 27, 2017

Monmouth outscored Albany by 17 in the second half and were led by 18 points from Ray Salnave to knock off previously unbeaten Albany on Monday night, 81-73. Four Hawks worked into double figures in the game to snap Monmouth's three-game losing streak. Albany's lead grew as large as 10 in the second half, but MU came within four several times, including trimming the deficit to one three times. The Hawks eventually broke through on Micah Seaborn's heavily guarded three to tie the game. The game went back and forth until Zac Tillman scored with under 3:10 left, and MU held the lead by going 10-of-12 from the line in the final three minutes. Monmouth jumped to a 19-13 lead when Pierre Sarr sliced to the rim, but after a timeout, Albany responded with a 9-0 run to take the lead. In his first game back from injury, Seaborn nailed a triple to tie the game at 22. Albany ended the half on a 16-7 push, highlighted by a 9-2 stretch with three baskets from Great Danes guard David Nichols.

### NOTES

- Ray Salnave netted a career-high 18 points, including 13 in the second half.
- Zac Tillman was one point off a career-high, and worked into double-figures for the first time since 2/26.16 against Rider.
- Four Hawks worked into double figures for the second time in a row.
- In his first game after missing two, Micah Seaborn was a perfect 3-for-3.
- The Hawks are now 3-1 all-time against Albany.
- MU handed Albany its first loss of the season after coming in 6-0.
- Monmouth scored 52 points in the second half, their most points in a half this season.
- The Hawks pick up their first win of the season when trailing at halftime.
- Deion Hammond has now scored in double figures in four of his first seven collegiate games.
- MU moves to 18-13 all-time against current members of the America East.
- Monmouth started its sixth different starting lineup in seven games, with Ray Salnave and Austin Tilghman teaming up to start in the backcourt for the first time.

## 17-18 MAAC STANDINGS

Team	Overall	MAAC
1. Rider	5-2	0-0
2. Fairfield	3-3	0-0
3. Canisius	3-4	0-0
4. Monmouth	3-4	0-0
5. Saint Peter's	2-3	0-0
6. Niagara	3-5	0-0
7. Iona	2-4	0-0
8. Manhattan	2-4	0-0
9. Quinnipiac	2-5	0-0
10. Siena	1-5	0-0
11. Marist	0-6	0-0

# 2017-18 MONMOUTH ROSTER

## NUMERICAL

No.	Name	Class	Position	Height	Weight	Hometown/High School [Last School]
0	Ray Salnave	R-Fr.	G	6-3	205	Elmont, NY/Benjamin N. Cardozo
1	Pierre Sarr	Jr.	F	6-8	195	Dakar, Senegal/Roselle Catholic
2	Melik Martin	Fr.	F	6-6	200	York, PA/York Catholic
3	Deion Hammond	Fr.	G	6-4	200	Mitchellville, MD/Riverdale Baptist School
4	Mustapha Traore	R-So.	F	6-8	210	Philadelphia, PA/The Phelps School
5	Nick Rutherford	Jr.	G	6-3	185	Indianapolis, IN/Allen
10	Micah Seaborn	R-Jr.	G	6-5	195	Fort Worth, TX/Prime Prep
11	George Papas	Fr.	G	6-5	175	Jersey City, NJ/Union Catholic
13	Marcus McClary	Fr.	G	6-3	195	Linden, NJ/The Patrick School
15	Daniel Pillari	Sr.	G	5-10	170	Oceanport, NJ/Shore Regional
23	Austin Tilghman	Sr.	G	6-1	230	Wilmington, DE/Archbishop Carroll [PA]
24	Louie Pillari	R-So.	G	6-6	200	Tinton Falls, NJ/Christian Brothers Academy
32	Diago Quinn	Jr.	C	6-10	255	New York, NY/Lake Forest Academy [IL]
33	Zac Tillman	5-Sr.	C	6-10	280	Yeadon, PA/Shipleigh School
44	Sam Ibiezugbe	So.	C	6-10	245	Simsbury, CT/The Masters School

## ALPHABETICAL

No.	Name	Class	Position	Height	Weight	Hometown/High School [Last School]
3	Deion Hammond	Fr.	G	6-4	200	Mitchellville, MD/Riverdale Baptist School
44	Sam Ibiezugbe	So.	C	6-11	245	Simsbury, CT/The Masters School
2	Melik Martin	Fr.	F	6-6	200	York, PA/York Catholic
13	Marcus McClary	Fr.	G	6-3	195	Linden, NJ/The Patrick School
15	Daniel Pillari	Sr.	G	5-10	170	Oceanport, NJ/Shore Regional
24	Louie Pillari	R-So.	G	6-6	200	Tinton Falls, NJ/Christian Brothers Academy
11	George Papas	Fr.	G	6-5	175	Jersey City, NJ/Union Catholic
32	Diago Quinn	Jr.	C	6-10	255	New York, NY/Lake Forest Academy [IL]
5	Nick Rutherford	Jr.	G	6-3	185	Indianapolis, IN/Allen
0	Ray Salnave	R-Fr.	G	6-3	205	Elmont, NY/Benjamin N. Cardozo
1	Pierre Sarr	Jr.	F	6-8	195	Dakar, Senegal/Roselle Catholic
10	Micah Seaborn	R-Jr.	G	6-5	195	Fort Worth, TX/Prime Prep
23	Austin Tilghman	Sr.	G	6-1	225	Wilmington, DE/Archbishop Carroll [PA]
33	Zac Tillman	5-Sr.	C	6-10	280	Yeadon, PA/Shipleigh School
4	Mustapha Traore	R-So.	F	6-8	210	Philadelphia, PA/The Phelps School

## PRONUNCIATION GUIDE

#0 Ray Salnave	Sal-nayve
#4 Mustapha Traore	Tray-or
#11 George Papas	Pap-iss
#15 Daniel Pillari/#24 Louie Pillari	Pill-are-ee
#23 Austin Tilghman	Tillman
#32 Diago Quinn	Said like "Diego"
#44 Sam Ibiezugbe	Ibiza-bay

**Head Coach:** King Rice (North Carolina, 1992) - 7th season at Monmouth

**Assistant Coaches:** Rick Callahan (Salem College, 1980) - 7th season at Monmouth, Duane Woodward (Boston College, 1998) - 4th season at Monmouth, Jamal Meeks (Indiana, 1992) - 3rd season at Monmouth

**Director of Operations:** Anthony Molisso (East Carolina, 2015) - 1st season at Monmouth

**Special Assistant to the Head Coach:** Brian Stafman (Syracuse, 2012) - 1st season at Monmouth

**Athletic Trainer:** Vanessa Sweeney, A.T.C.

## 2017-18 Monmouth Basketball Roster Breakdown

### By Class

**Seniors (3):** D. Pillari, Tilghman, Tillman  
**Juniors (4):** Quinn, Rutherford, Sarr, Seaborn  
**Sophomores (3):** Ibiezugbe, L. Pillari, Traore  
**Freshmen (5):** Hammond, Martin, McClary, Papas, Salnave

### By Location

**New Jersey (4):** McClary, Papas, D. Pillari, L. Pillari  
**Pennsylvania (3):** Martin, Tillman, Traore  
**New York (2):** Quinn, Salnave  
**Delaware (1):** Tilghman  
**Senegal (1):** Sarr  
**Connecticut (1):** Ibiezugbe  
**Texas (1):** Seaborn  
**Maryland (1):** Hammond  
**Indiana (1):** Rutherford

### By Position


**Guard (9):** Hammond, McClary, Papas, D. Pillari, L. Pillari, Rutherford, Salnave, Seaborn, Tilghman  
**Forward (4):** Martin, Quinn, Sarr, Traore  
**Center (2):** Ibiezugbe, Tillman

# 2017-18 BROADCAST SPOT CHART



0

**Ray Salnave**  
R-Fr., G, 6-3, 205  
Elmont, NY



1

**Pierre Sarr Jr.**, F, 6-8, 195  
Dakar, Senegal



2

**Melik Martin**  
Fr., F, 6-6, 200  
York, PA



3

**Deion Hammond**  
Fr., G, 6-4, 200  
Mitchellville, MD



4

**Mustapha Traore**  
R-So., F, 6-8, 210  
Fort Worth, TX



5

**Nick Rutherford Jr.**, G, 6-3, 185  
Indianapolis, IN



10

**Micah Seaborn**  
R-Jr., G, 6-5, 195  
Fort Worth, TX



11

**George Papas**  
Fr., G, 6-5, 175  
Jersey City, NJ



13

**Marcus McClary**  
Fr., G, 6-3, 195  
Linden, NJ



15

**Dan Pillari**  
Sr., G, 5-10, 170  
Oceanport, NJ



23

**Austin Tilghman**  
Sr., G, 6-1, 230  
Tinton Falls, NJ



24

**Louie Pillari**  
R-So., G, 6-6, 200  
Glenville, NY



32

**Diago Quinn Jr.**, C, 6-9, 255  
New York City, NY



33

**Zac Tillman**  
5-Sr., C, 6-10, 280  
Yeadon, PA



44

**Sam Ibiezugbe**  
So., C, 6-11, 245  
Simsbury, CT

## 2017-18 COACHING STAFF



**King Rice**  
Head Coach  
Seventh Season  
North Carolina, 1992




**Rick Callahan**  
Assistant Coach  
Seventh Season  
Salem College, 1980




**Duane Woodward**  
Assistant Coach  
Fourth Season  
Boston College, 1998



**Jamal Meeks**  
Assistant Coach  
Third Season  
Indiana, 1992



**Anthony Molisso**  
Director of Operations  
First Season  
East Carolina, 2015



**Brian Stafman**  
Special Asst. to Head Coach  
First Season  
Syracuse, 2012

# MONMOUTH NOTES

## **SALNAVE BREAKS OUT**

Making his second career start and first since opening night, Ray Salnave had a big role in Monmouth's win over Albany. Not only did he chip in offensively with 18 points, 13 in the second half, but he locked down Albany's David Nichols down the stretch. Nichols was 6-for-11 in the first half for 12 points before Salnave held him to 0-for-7 from the field and two points in the final 20 minutes.

## **SEABORN RETURNS**

Micah Seaborn returned from missing two games with injury on Monday against Albany, finishing with 13 points and connecting on all three of his attempts from deep. Seaborn had not played since Sunday, 11/19 at Virginia.

## **TILGHMAN'S WEEKEND**

Austin Tilghman put together a monster homestand for the Blue and White, averaging 13.5 points, 8.5 rebounds and seven assists in the two games. He posted an assist/turnover ratio of 14/3, and played an average of 40.5 minutes per game.

## **HITTING THE DEFENSIVE GLASS**

MU ranks 25th nationally and leads the MAAC with 30.29 defensive rebounds per game, including a whopping 41 in a win at Lehigh. Austin Tilghman is Monmouth's leader in defensive boards with 29, while Mustapha Traore and Melik Martin each have 24.

## **GET TO THE STRIPE**

Monmouth has taken 189 foul shots to this point, the most in the MAAC and 16th most nationally. Ray Salnave has gone to the line 13 more times than any other Hawk, attempting 43 free throws. Salnave has attempted the fourth most shots from the line in the MAAC.

## **MIXING UP THE STARTING FIVE**

Nine Hawks have made starts through seven games, the most Hawks to start in a game over the course of a season in two years. King Rice has started six different lineups through seven games, with Diago Quinn the only Hawk to start all seven contests to this point.

## **BIG ZAC'S BIG NIGHT**

Zac Tillman, a graduate student who redshirted last season, was one point off a career-high and tied a career best with six made field goals in the win over Albany. He was 6-for-8 with 15 points and seven rebounds in just 15 minutes, also turning in a block and an assist.

## **LONGEST GAME IN MONMOUTH HISTORY**

Monmouth played the longest game in program history on Saturday night against Penn, playing four overtimes in the defeat. MU last played a three overtime contest in 1983 against Massachusetts, falling 87-85 in the program's final season before going to Division I.

## **FOUR OVERTIME FACTS**

- The game was the longest in the MAAC since Siena beat Youngstown State in four overtimes on December 14, 2004.
- It was the first four overtime game in Monmouth history.
- It marked the second four OT game in Penn history and the first since March 13, 1920, a 26-23 win over Princeton.
- The game lasted 2 hours, 32 minutes.
- It marked just the second multi-OT game in King Rice's career at MU (2/16/14 vs. Marist, 2OT).

## **TILGHMAN LOVES THE BUZZER**

MU senior guard Austin Tilghman made two buzzer beaters in the game against Penn, banking in a runner at the regulation horn to force overtime before hitting a long three at the conclusion of the third overtime to extend it to a fourth session. Last season, Tilghman found himself on ESPN SportsCenter's Top 10 plays after hitting a half-court shot to end the first half against Niagara at home.

## **ALMOST A TRIPLE DOUBLE**

Tilghman became the closest Hawk to a triple double against Penn since John Bunch picked up the only triple-double in MU history on 2/3/07 against St. Francis NY. Tilghman finished with 19 points, a career-high 12 rebounds, and eight assists for the second time this season. In '07, Bunch totaled 11 points, 11 rebounds and 10 blocks. Justin Robinson last season put together a game with 21 points, 11 assists and five rebounds at Niagara on 1/14.

## **BIG NIGHT FOR MARTIN**

Melik Martin played 50 of the 60 minutes in Monmouth's game against Penn, becoming the first Hawk to play 50 minutes in a game since Andrew Nicholas on 2/16/14 against Marist, a double overtime affair. The freshman was 5-for-7 from the field and scored a career-best 13 points to go along with five boards and two steals.

## **IT'S BEEN A WHILE**

Saturday night's loss snapped two incredible streaks that both date back to the same game. It had been 1,063 days since Monmouth was two games under .500 and that same amount of time since MU lost a non-conference home game in the regular season. Both remarkable runs date back to a buzzer-beating loss to Rutgers on 12/28/14.

# MONMOUTH NOTES

## PAPAS WORKING RIGHT IN

Monmouth freshman George Papas had his best game yet against Penn, finishing with 16 points in 40 minutes played. He hit a clutch three with 36.8 seconds to go that he was fouled on, and though he missed the foul shot, he made two immediately thereafter to tie the game after a Penn technical foul. Papas has now hit a three in four of seven games.

## TRAORE PLAYING WELL

Mustapha Traore, who made his first career start at Virginia and has now started four in a row, netted a career-high 13 points against Penn in addition to eight rebounds on 5-8 shooting. He played a career-high 33 minutes in the game.

## HAWKS AGAINST RETURNING SCORING DUOS

Monmouth will compete against three of the top 13 returning scoring duos this season, already having played Seton Hall's Khadeen Carrington and Desi Rodriguez. UNC Asheville returns Ahmad Thomas and MaCio Teague, who averaged 33.4 points per game combined last season. In league play, Monmouth will twice see Niagara's pair of Matt Scott and Kahlil Dukes at 32.5 points per contest.

## BENCH SCORING

Monmouth has outscored their opponents off the bench in six of seven games to this point of the season, including a 39-7 count at Seton Hall. MU also has seen a freshmen work into double figures after not starting in five of the first seven games this year, with Deion Hammond doing so twice and Ray Salnave scoring 10 points at Lehigh. George Papas was just shy of that count with nine at UNC Asheville before hitting for 16 against Penn. MU outscored Penn 51-35 off the bench.

## HIGH-MAJORS IN THE EARLY SEASON

For the sixth time in seven seasons since taking over as head coach, King Rice has opened the season with a 1-1 record. In five of those years, including four in a row, the loss has come at the hands of a high-major program: 2017, Seton Hall; 2016, South Carolina; 2015, Southern California; 2014, West Virginia; 2012, Notre Dame.

## SEABORN TAKES OVER

Micah Seaborn claimed his first career double-double in the season opener, going for 21 points and 10 rebounds, a career-high in boards. Seaborn knocked in the game-winning foul shots with five seconds remaining to put MU up to stay, and shot 5-11 on the night while going 10-13 from the foul line with three assists and a steal. He continued with a 16-point effort on Saturday at Seton Hall, one of two Hawks to find double figures in the first two games (Deion Hammond).

## MAAC PRESEASON

Micah Seaborn was Monmouth's lone Preseason All-MAAC selection, and was one of two unanimous choices to the MAAC Preseason First Team. Seaborn was a Preseason Second Team choice last year before ending his redshirt sophomore campaign on the First Team. Monmouth was chosen third in the MAAC Preseason Coaches Poll. The Hawks have never finished lower than projected in the preseason poll, with 2016-17 coming as the only year MU did not finish higher as the Blue and White were selected first in the poll and ended up winning the regular season crown.

## WHAT THE HAWKS BRING BACK

Monmouth returns 1,050 of the 2,761 points the team scored last season, meaning that Monmouth brings back 38.1% of its scoring from 2016-17. The Hawks graduated four of their top six leading scorers from a season ago, and their top four rebounders. Micah Seaborn's 13.2 points per game is the highest returning, while Austin Tilghman's 3.2 rebounds per contest are the top coming back.

## INCREASING CONFERENCE WINS

Monmouth is one of just three teams in the nation to equal or improve its conference win total in five straight seasons. The Hawks won five games two seasons in a row before improving by eight games to 13, and won 17 and 18 MAAC games respectively the last two seasons. Navy has increased in five straight seasons (0-2-4-8-9-10), as has South Carolina (2-4-5-6-11-12). With the MAAC moving to 18 league games this season, it will be impossible for MU to top last year's 18-win total.

## HAWKS IN THE PROS

Several Hawks that played collegiately for King Rice are playing basketball professionally, with three more players joining the pro ranks this offseason. Justin Robinson is playing for Avtodor Saratov in the VTB United League in Russia, while Chris Brady joined Hebeisen White Wings Hanau, a ProA Division Team in Germany. Max DiLeo recently joined Rhein Stars Koeln and was named a team captain. Brady and DiLeo compete in the same league and played against each other this weekend, with DiLeo's team coming out on top. Deon Jones switched teams in Japan over the summer, and now competes for the Fukushima Firebonds after a season with Earthfriends Tokyo Z. Je'lon Hornbeak earned a training camp contract in October for the Fort Wayne Mad Ants, the NBA G-League affiliate of the Indiana Pacers. On Friday, 11/10, Hornbeak netted 18 points to help the Mad Ants over Toronto.

# HEAD COACH KING RICE • North Carolina, 1992 • 7th Season • 109-96 Overall • MAAC: 53-27



King Rice enters his seventh season on the Monmouth sideline in 2017-18, coming off a 55-15 record across the last two seasons and back-to-back MAAC Coach of the Year honors. Rice comes off a MAAC record 18 league triumphs and set school records in regular season wins with 26 and consecutive victories with 17.

With his second straight conference Coach of the Year honor, Rice became just the third coach in MAAC history to repeat and the second to do it outright, joining former Iona coach Tim Welsh and ex-LaSalle head man Speedy Morris. Rice secured a second consecutive regular season title and the top seed in the MAAC Tournament, coaching the Hawks to a National Invitation Tournament for the second time. He also earned his second straight NABC District I Coach of the Year accolade, the first MU coach to do so.

Rice mentored Justin Robinson to a second straight MAAC Player of the Year and third All-MAAC First Team, as well as being named the Lou Henson National Mid-Major Player of the Year. Robinson graduated as the school's all-time leading scorer at the Division I level and became the second 2,000-point scorer in MU history.

He also coached his second MAAC Sixth Man of the Year in three years in guard Austin Tilghman, and a second straight all-league selection for Micah Seaborn, who was named First Team. MU won 17 straight games, including 16 straight to end the regular season, not losing after January 2. He secured a comeback win at Memphis in December, as well as a win over eventual Ivy champion Princeton at home.

In seven years in West Long Branch, Rice has now graduated 21 of 21 seniors after seven completed their degrees in May 2017. Following the season, Monmouth men's basketball was one of 44 programs recognized across the nation in men's hoops for its multiyear Academic Progress Rate (APR) and received the NCAA's APR Public Recognition Award. Monmouth was the only school in the Metro Atlantic Athletic Conference as well as one of just three teams in the state of New Jersey. Rice's team has earned this recognition in back-to-back seasons.

In 2015-16, leading the Hawks to a program best 28 wins and a top seed in the National Invitation Tournament, as well as wins over five high-major programs. He coached the Hawks to the MAAC regular season title with a 17-3 league mark, collecting MAAC Coach of the Year honors in addition to being named John McLendon National Coach of the Year. Rice picked up ECAC and NABC District I Coach of the Year accolades as well, while being named a finalist for the Ben Jobe Award.

Rice posted 17 league victories, including an 11-2 mark at home and a nation-leading 13 road tallies and 17 wins away from home, including neutral site wins. He secured Monmouth's first regular season title in 11 years and the top seed in the conference tournament while knocking off the program's first-ever ranked opponent in No. 17 Notre Dame on Thanksgiving night as well as wins at UCLA, Georgetown and Rutgers and a neutral site victory over Southern California. The Blue and White also notched its first national postseason win since 2006 and the first ever at home, topping Bucknell in the opening round of the NIT.

In his fifth season in West Long Branch, Rice mentored MAAC Player of the Year Justin Robinson and league Rookie of the Year Micah Seaborn, both of whom were all-conference selections along with senior Deon Jones. Robinson earned multiple national awards while setting the single-season scoring record under Rice's tutelage.

Rice, who was named a finalist for the 2015 Ben Jobe National Coach of the Year Award, led the Hawks to an 18-15 overall record in 2014-15 and a 13-7 mark in Metro Atlantic Athletic Conference action, which resulted in the No. 4 seed in the league postseason. The Hawks, who advanced to the conference semifinals in just their second season in the league, put a pair of guards on all-conference teams and held 26 of their opponents to 70 points or less.

Rice was named the head men's basketball coach at Monmouth University on March 30, 2011, and became the fifth head coach in the history of the Monmouth men's basketball program.

A native of Binghamton, N.Y. and a 1992 graduate of North Carolina, Rice had 13 seasons of experience in the collegiate coaching ranks, 10 of which came with current Pittsburgh head coach Kevin Stallings. For the previous five seasons before joining the Hawks, Rice was an assistant coach at Vanderbilt under Stallings, where the Commodores made the NCAA Tournament four of those years out of the Southeastern Conference.

Rice served as an assistant to Stallings for five seasons at Illinois State from 1994-98, helping the Redbirds advance to postseason play four times, including two appearances in the NCAA Tournament. Rice helped spearhead recruiting efforts and was noted for his solid relationships with players.

Prior to his stint in Normal, Ill., Rice began his coaching career as an assistant on Jerry Green's Oregon staff during the 1993 campaign. Following his five seasons with Stallings at Illinois State, Rice was an assistant for two years (1999-2000) at Providence under Tim Welsh.

As a point guard at North Carolina from 1988-91, Rice played for legendary coach Dean Smith, helping the Tar Heels to a 29-6 overall mark and appearance at the 1991 NCAA Final Four. He finished his career ranked third on the Tar Heels' all-time assist list with 629, and that mark ranks 11th all-time in Atlantic Coast Conference annals. Rice, who was a team captain in 1990-91 alongside Pete Chilcutt and Rick Fox, earned North Carolina's Carmichael-Cobb Award (team's outstanding defensive player) as a junior, and as a senior was tabbed the Foy Roberson Award recipient as the team's Most Inspirational Player.

Rice, who played in 140 career games for the Tar Heels and once had 13 assists in a single-game versus Kentucky, earned his bachelor's degree in communications from North Carolina in 1992.

Rice also served as head coach of the Bahamian National team for three seasons from 2001-2004.

## PROFESSIONAL COACHING EXPERIENCE

2011-Present: Head Coach, Monmouth University (West Long Branch, N.J.)

2006-2011: Assistant Coach, Vanderbilt University (Nashville, Tenn.)

2001-2004: Head Coach, Bahamian National Team

1999-2000: Assistant Coach, Providence College (Providence, R.I.)

1993-1998: Assistant Coach, Illinois State University (Normal, Ill.)

1992-1993: Assistant Coach, University of Oregon (Eugene, Ore.)

## NCAA POSTSEASON APPEARANCES

### As an assistant coach (8):

NCAA (Illinois State 1997, 1998, Vanderbilt 2007, 2008, 2010, 2011)

NIT (Illinois State 1995, 1996)

### As a player (4):

NCAA Tournament Sweet 16 (North Carolina 1988, 1989, 1990, 1991 [Final Four])

ACC Tournament Championship Teams (1989, 1991)

### As a head coach (2):

NIT (Monmouth, 2016, 2017)

## Rice Year-by-Year

Year	Overall	Conf.	Notes
2011-12	12-20	10-8	NEC Tournament
2012-13	10-21	5-13	
2013-14	11-21	5-15	MAAC Tournament
2014-15	18-15	13-7	MAAC Tournament semis
2015-16	28-8	17-3	MAAC Reg. Season title
2016-17	27-7	18-2	MAAC Reg. Season title
2017-18	3-4	0-0	
Career Record: 109-96 (7th season)			
Career MAAC Record: 53-27 (4th season)			

## Rice All-Time Opponents

Albany	1-1
Army West Point	1-1
Bethune-Cookman	1-0
Binghamton	2-0
Brown	0-1
Bryant	1-1
Bucknell	2-0
Canisius	7-2
Central Connecticut	2-1
Cornell	2-0
Dayton	0-1
Drexel	2-0
Fairfield	8-1
Fairleigh Dickinson	4-0
Fordham	2-2
George Mason	0-1
George Washington	0-1
Georgetown	1-0
Georgia State	0-1
Harvard	0-1
Hofstra	2-0
Holy Cross	1-0
Iona	4-6
Lafayette	1-1
Lehigh	1-0
LIU Brooklyn	1-3
Manhattan	3-5
Marist	6-2
Maryland	0-2
Memphis	1-0
Mississippi Valley State	1-0
Mount St. Mary's	2-2
Navy	1-1
Niagara	9-0
North Carolina	0-2
North Carolina A&T	1-0
Notre Dame	1-1
Ole Miss	0-1
Penn	1-1
Penn State	0-1
Princeton	1-0
Quinnipiac	4-6
Rider	5-7
Robert Morris	0-5
Rutgers	1-2
Sacred Heart	1-1
Saint Francis	2-2
Saint Peter's	4-4
Seton Hall	0-2
Siena	7-2
SMU	0-1
South Alabama	1-0
South Carolina	0-1
South Carolina State	1-0
St. Francis Brooklyn	4-2
St. John's	0-1
Syracuse	0-2
Tennessee State	1-0
Towson	0-1
UCLA	1-0
UNC Asheville	0-1
USC	1-1
Vanderbilt	0-1
Villanova	0-2
Virginia	0-1
Virginia Tech	0-1
Wagner	3-5
West Virginia	0-1
<b>ALL-TIME</b>	<b>109-96</b>

# MONMOUTH HIGHS AND LOWS

		Monmouth	Opponents
<b>Points 1st Half</b>	High Low	41 vs. Bucknell (11/10/17) 21 at Virginia (11/19/17)	48, Seton Hall (11/12/17) 28, Lehigh (11/14/17)
<b>Points 2nd Half</b>	High Low	52 vs. Albany (11/27/17) 24 at UNC Asheville (11/22/17)	47, Bucknell (11/10/17) 19, Penn (11/25/17)
<b>Total Points</b>	High Low	96 vs. Penn (11/25/17) 51 at UNC Asheville (11/22/17)	101, Penn (11/25/17) 62, UNC Asheville (11/22/17)
<b>FG Made</b>	High Low	32 vs. Penn (11/25/17) 16 at Virginia (11/19/17)	30, twice; last Penn (11/25/17) 21, UNC Asheville (11/22/17)
<b>FG Attempted</b>	High Low	74 vs. Penn (11/25/17) 43 at Seton Hall (11/12/17)	77, Penn (11/25/17) 50, Virginia (11/19/17)
<b>FG Percentage</b>	High Low	51.8 at Lehigh (11/14/17) 32.7 at Virginia (11/22/17)	52.0, Virginia (11/19/17) 35.6, UNC Asheville (11/22/17)
<b>3-Pt. FG Made</b>	High Low	8, three times; last vs. Albany (11/27/17) 5 vs. Bucknell (11/10/17)	13, Bucknell (11/10/17) 3, Albany (11/27/17)
<b>3-Pt. FG Att.</b>	High Low	24 at UNC Asheville (11/22/17) 12 vs. Bucknell (11/10/17)	35, Penn (11/25/17) 11, Albany (11/27/17)
<b>3-Pt. FG Pct.</b>	High Low	44.4 vs. Albany (11/27/17) 28.6 at Lehigh (11/19/17)	44.4, UNC Asheville (11/22/17) 27.3, Albany (11/27/17)
<b>FT Made</b>	High Low	24, twice; last vs. Penn (11/25/17) 10 at UNC Asheville (11/22/17)	30, Penn (11/25/17) 7, Bucknell (11/10/17)
<b>FT Attempted</b>	High Low	51 vs. Penn (11/25/17) 12 at UNC Asheville (11/22/17)	50, Penn (11/25/17) 16, Seton Hall (11/12/17)
<b>FT Percentage</b>	High Low	84.6 at Seton Hall (11/12/17) 47.1 vs. Penn (11/25/17)	81.0, Virginia (11/19/17) 41.2, Bucknell (11/10/17)
<b>Off. Rebounds</b>	High Low	15 vs. Penn (11/25/17) 5, three times; last vs. Albany (11/27/17)	19, twice; last Penn (11/25/17) 6, twice; last Virginia (11/19/17)
<b>Def. Rebounds</b>	High Low	41 at Lehigh (11/14/17) 18 at Virginia (11/19/17)	37, Virginia (11/25/17) 18, Lehigh (11/14/17)
<b>Total Rebounds</b>	High Low	53 Lehigh (11/14/17) 28 at Virginia (11/19/17)	56, Penn (11/25/17) 24, Lehigh (11/14/17)
<b>Assists</b>	High	16 at Lehigh (11/14/17)	17, Bucknell (11/10/17)
<b>Blocked Shots</b>	High	4, four times; last vs. Albany (11/27/17)	5, two times; last UNC Asheville (11/22/17)
<b>Steals</b>	High	7 vs. Albany (11/27/17)	13, UNC Asheville (11/22/17)
<b>Turnovers</b>	High Low	27 at Lehigh (11/14/17) 8 vs. Albany (11/27/17)	19, Penn (11/25/17) 8, two times; last Virginia (11/19/17)

# MONMOUTH INDIVIDUAL HIGHS/LOWS

## Individual Highs

Points  
Points by a Non-Starter  
Field Goals Made  
Field Goals Attempted  
Free Throws Made  
Free Throws Attempted  
Free Throw Pct. (min 6)  
3-Pt. FG Made  
3-Pt. FG Attempted  
Rebounds  
Blocked Shots  
Assists  
Steals

## Monmouth

21, Micah Seaborn vs. Bucknell (11/10/17)  
17, Deion Hammond at Seton Hall (11/12/17)  
7, Diago Quinn at Lehigh (11/14/17)  
15, Austin Tilghman vs. Penn (11/25/17)  
10, Micah Seaborn vs. Bucknell (11/10/17)  
13, Micah Seaborn vs. Bucknell (11/10/17)  
100.0 (6-6), Micah Seaborn at Seton Hall (11/12/17)  
3, five times; last Micah Seaborn vs. Albany (11/27/17)  
7, five times; last Deion Hammond vs. Albany (11/27/17)  
12, Austin Tilghman vs. Penn (11/25/17)  
2, two times; last Diago Quinn vs. Albany (11/27/17)  
8, Austin Tilghman, twice; last vs. Penn (11/25/17)  
3, Ray Salnave vs. Albany (11/27/17)

## Opponents

31, Zach Thomas, Bucknell (11/10/17)  
23, DeAndre Hunter, Virginia (11/19/17)  
12, Zach Thomas, Bucknell (11/10/17)  
23, Zach Thomas, Bucknell (11/10/17)  
10, Antonio Woods, Penn (11/25/17)  
14, Antonio Woods, Penn (11/25/17)  
88.8 (8-9), Travis Charles, Albany (11/27/17)  
6, Ryan Betley, Penn (11/25/17)  
12, Ryan Betley, Penn (11/25/17)  
16, Zach Thomas, Bucknell (11/10/17)  
3, Jay Huff, Virginia (11/19/17)  
6, Stephen Brown, Bucknell (11/10/17)  
6, Kahron Ross, Lehigh (11/14/17)

# MONMOUTH STARTING LINEUPS

DATE	OPPONENT	RESULT	GUARD	GUARD	GUARD	FORWARD	CENTER
11.10	Bucknell	W, 79-78	Salnave	Seaborn	L. Pillari	Sarr	Quinn
11.12	at Seton Hall	L, 65-75	Tilghman	Seaborn	L. Pillari	Sarr	Quinn
11.14	at Lehigh	W, 80-72	Tilghman	Seaborn	L. Pillari	Sarr	Quinn
11.19	at Virginia	L, 53-73	Tilghman	Seaborn	L. Pillari	Traore	Quinn
11.22	at UNC Asheville	L, 51-62	Tilghman	Hammond	McClary	Traore	Quinn
11.25	Penn	L, 96-101 (4OT)	Tilghman	Hammond	L. Pillari	Traore	Quinn
11.27	Albany	W, 81-73	Tilghman	Hammond	Salnave	Traore	Quinn

## Monmouth's 2017-18 Record When...

Plays at home .....	2-1	Plays in November .....	3-4
Plays on the road .....	1-3	Plays in December .....	0-0
Plays at neutral site .....	0-0	Plays in January .....	0-0
Games following win .....	0-2	Plays in February .....	0-0
Games following loss .....	2-2	Plays in March .....	0-0
Leads at half .....	2-0	Plays during the day .....	0-2
Trails at half .....	1-4	Plays at night .....	3-2
Tied at half .....	0-0	Plays on Sunday .....	0-2
Overtime games .....	0-1	Plays on Monday .....	1-0
Shoots 50% or higher .....	2-0	Plays on Tuesday .....	1-0
Shoots less than 50% .....	1-4	Plays on Wednesday .....	0-1
Opp. shoots 50% or less .....	3-3	Plays on Thursday .....	0-0
Shoots better than opp .....	3-1	Plays on Friday .....	1-0
Shoots worse than opp .....	0-3	Plays on Saturday .....	0-1
Outrebounds opponent .....	1-1	Margin is 5 pts or less .....	1-1
Is outrebounded .....	2-3	Margin is 10 pts or less .....	2-1
Has equal rebounds .....	0-0	Margin is between 11-20 .....	0-2
More TOs .....	2-4	Margin is more than 20 .....	0-0
Equal or less TOs than opp .....	1-0	Has a 20+ scorer .....	1-0
Equal or more bench pts .....	3-3	Scores 59 points or less .....	0-2
Less bench pts .....	0-1	Scores 60+ points .....	3-2
Makes 5+ 3-Pt. Shots .....	3-4	Scores 70+ points .....	3-1
No MU player fouls out .....	3-3	Scores 80+ points .....	2-1
1+ MU player fouls out .....	0-1	Scores 90+ points .....	0-1
Has 15+ assists .....	1-1	Scores 100+ points .....	0-0

## Monmouth Media Services

**In-Season Interview Policy:** Requests for Coach Rice and Monmouth players must be made at least 24 hours in advance. All interviews must be coordinated through the Monmouth Office of Athletics Communications.

**Practice:** Practices are open to accredited members of the media with prior arrangements through the Office of Communications. Shooting of video and still photos is limited to the first 20 minutes of each practice unless other arrangements are made through Athletics Communications. Monmouth players are unavailable on gamedays until the post-game press conference.

**Post-Game Press Conference:** Post-game press conferences begin approximately 10 minutes after the conclusion of each game. A member of the Monmouth Athletics Communications staff will escort Monmouth head coach King Rice and requested players to the media room in the OceanFirst Bank Center. The opposing coach and players (if requested) will also be brought to the media room after Coach Rice.

**Media Credentials:** Arrangements for media credentials for Monmouth home basketball games must be made through the Monmouth Athletics Communications office. Requests by accredited media members should be submitted through Gary Kowal. Credentials must be requested at least 48 hours prior to requested game.

**Social Media:** Monmouth Basketball is active on Twitter (@MonmouthBBall), Facebook (Monmouth Basketball), Instagram (@MonmouthMensBball), Snapchat (MUHawks), and YouTube (YouTube.com/MonmouthHawks). Use the hashtag #FlyHawks for social interaction.

**Contact:** Gary Kowal, Monmouth Athletics Communications  
**E-mail:** gkowal@monmouth.edu **Cell:** 732-861-0741

# THE HOME OF THE HAWKS

Prior to the 2016-17 season, the arena formerly known as The MAC was renamed the OceanFirst Bank Center thanks to a naming rights deal with OceanFirst Bank. MU Basketball enters its eighth season in the building after playing previously in Boylan Gymnasium. Monmouth University ushered in a new era in the school's history with the completion and opening of the long anticipated arena in the Fall of 2009. It not only serves the school's 23 Division I Athletics programs, but is also a key asset for the entire University community. The facility features classroom and seminar space and a conference center that can be used for meetings, or be partitioned and used for study hall, clinics or workshops. The gym, which features a state-of-the-art fitness center, is also the location of the Leon Hess Champions' Hall, Monmouth Athletics Hall of Fame and Varsity Club, which will be used for hospitality for Blue/White Club members. Student lounges and study areas with complete wireless Internet access are also available.

The OceanFirst Bank Center, which is connected to Boylan Gym and the Steadman Natatorium, is 153,200 square feet of space for students and the community to utilize in many different capacities. It's most prominent feature is the 4,000 seat arena, which is the nest for the Monmouth men's and women's basketball programs. The arena also features a six-lane, 200-meter indoor track, which can be used for training and competition all year long. A fitness center with state-of-the-art strength and cardiovascular equipment is also housed here.

The arena provides varsity athletes & coaches with meeting facilities, locker rooms, practice and competition facilities & expanded and upgraded amenities. The University Bookstore was also relocated from the Stafford Student Center, which will improve accessibility for commuting students, and the additional square footage will enable the stocking of a greater variety of merchandise.

In the summer of 2011, with funds raised through private donations, Monmouth's varsity athletics weight room was given a \$200,000 overhaul.

Renovations, which began in June and were funded entirely by the generous donations of Monmouth supporters, included a brand new Mondo floor, replaced HVAC system, new lights and a fresh paint job. The aesthetics of the room were improved with MU branded wall decorations.





## RAY SALNAVE

R-Freshman • Guard • 6-3 • 205  
Elmont, NY • Benjamin N. Cardozo

	2017-18	Career
Games Played	7	7
Games Started	2	2
Double-Doubles	0	0
Double-Digit Scoring Games	3	3
20-Point Scoring Games	0	0

### Salnave's Career-Highs

Points	18 vs. Albany, 11/27/17
Rebounds	8 vs. Penn, 11/25/17
Assists	2 at Lehigh, 11/14/17
Blocks	1 • two times • last vs. Albany, 11/27/17
Steals	3 vs. Albany, 11/27/17
Minutes	39 vs. Penn, 11/25/17
FGM	5 vs. Albany, 11/27/17
3FGM	2 • two times • last vs. Albany, 11/27/17
FTs	6 vs. Albany, 11/27/17

### 2017-18 Game-by-Game

	FG	3FG	FT	REB	PF	TP	A	TO	B	S	Min
vs. Bucknell	* 1-4	0-1	4-4	0-1-1	2	6	0	1	1	0	19
at Seton Hall	2-4	0-0	3-3	0-3-3	4	7	0	2	0	1	14
at Lehigh	3-7	0-2	4-6	0-4-4	4	10	2	5	0	0	16
at Virginia	1-2	0-0	5-8	0-0-0	2	7	1	2	0	0	11
at UNC Asheville	1-6	1-3	2-3	0-3-3	4	5	1	2	0	1	15
vs. Penn	4-13	2-5	4-12	3-5-8	5	14	1	1	0	1	39
vs. Albany	* 5-8	2-5	6-7	0-1-1	2	18	1	1	1	3	25

Season-high in ***bold italics***



## PIERRE SARR

Junior • Forward • 6-8 • 195  
Dakar, Senegal • Roselle Catholic

	2017-18	Career
Games Played	7	63
Games Started	3	7
Double-Doubles	0	0
Double-Digit Scoring Games	0	1
20-Point Scoring Games	0	0

### Sarr's Career-Highs

Points	16 at Niagara, 1/14/17
Rebounds	11 vs. Cornell, 11/22/16
Assists	1 • 10 times • last vs. Albany, 11/27/17
Blocks	2 at UNC Asheville, 11/22/17
Steals	2 • three times • last vs. Bucknell, 11/10/17
Minutes	23 vs. Army, 12/10/16
FGM	5 at Niagara, 1/14/17
3FGM	1 • seven times • last at UNC Asheville, 11/22/17
FTs	5 • two times • last at Niagara, 1/14/17

### 2017-18 Game-by-Game

	FG	3FG	FT	REB	PF	TP	A	TO	B	S	Min
vs. Bucknell	* 2-3	1-2	0-0	0-1-1	3	5	0	0	0	2	12
at Seton Hall	* 1-2	0-1	0-0	2-2-4	1	2	0	1	1	0	13
at Lehigh	* 1-3	0-1	2-4	1-4-5	1	4	0	3	0	0	15
at Virginia	0-0	0-0	0-0	0-0-0	1	0	0	0	0	0	0+
at UNC Asheville	2-4	1-2	0-0	0-3-3	1	5	1	2	2	0	12
vs. Penn	0-0	0-0	1-2	0-1-1	1	1	0	1	0	0	5
vs. Albany	1-2	0-0	0-0	0-1-1	1	2	1	0	0	0	4

Season-high in ***bold italics***



## MELIK MARTIN

Freshman • Forward • 6-6 • 200  
York, PA • York Catholic

	2017-18	Career
Games Played	7	7
Games Started	0	0
Double-Doubles	0	0
Double-Digit Scoring Games	1	1
20-Point Scoring Games	0	0

2

### Martin's Career-Highs

Points	13 vs. Penn, 11/25/17
Rebounds	8 vs. Bucknell, 11/10/17
Assists	1 • three times • last vs. Albany, 11/27/17
Blocks	1 • two times • last at Seton Hall, 11/12/17
Steals	2 vs. Penn, 11/25/17
Minutes	50 vs. Penn, 11/25/17
FGM	5 vs. Penn, 11/25/17
3FGM	1 • two times • last vs. Penn, 11/25/17
FTs	2 • three times • last vs. Penn, 11/25/17

### 2017-18 Game-by-Game

	FG	3FG	FT	REB	PF	TP	A	TO	B	S	Min
vs. Bucknell	0-0	0-0	0-0	0-8-8	4	0	0	0	1	0	18
at Seton Hall	1-2	1-2	0-0	0-3-3	1	3	1	1	1	1	19
at Lehigh	2-3	0-0	2-4	1-3-4	4	6	0	2	0	0	16
at Virginia	0-2	0-1	0-0	0-1-1	1	0	0	0	0	0	14
at UNC Asheville	0-1	0-0	2-2	0-4-4	2	2	0	4	0	1	13
vs. Penn	5-7	1-2	2-5	1-4-5	3	13	1	3	0	2	50
vs. Albany	0-0	0-0	0-0	0-1-1	3	0	1	0	0	0	10



## DEION HAMMOND

Freshman • Guard • 6-4 • 200  
Mitchellville, MD • Riverdale Baptist

	2017-18	Career
Games Played	7	7
Games Started	3	3
Double-Doubles	0	0
Double-Digit Scoring Games	4	4
20-Point Scoring Games	0	0

3

### Hammond's Career-Highs

Points	17 at Seton Hall, 11/12/17
Rebounds	4 at UNC Asheville, 11/22/17
Assists	1 • three times • last vs. Albany, 11/27/17
Blocks	1 vs. Penn, 11/25/17
Steals	1 • three times • last vs. Albany, 11/27/17
Minutes	30 vs. Penn, 11/25/17
FGM	5 • two times • last at Seton Hall, 11/12/17
3FGM	3 at Seton Hall, 11/12/17
FTs	4 at Seton Hall, 11/12/17

### 2017-18 Game-by-Game

	FG	3FG	FT	REB	PF	TP	A	TO	B	S	Min
vs. Bucknell	5-8	2-4	1-1	0-1-1	1	13	0	1	0	0	21
at Seton Hall	5-11	3-6	4-5	1-2-3	2	17	0	1	0	1	21
at Lehigh	2-7	2-6	0-2	1-0-1	1	6	0	2	0	0	19
at Virginia	4-9	2-7	2-3	0-3-3	0	12	0	2	0	1	22
at UNC Asheville	* 3-11	2-7	1-2	2-2-4	1	9	1	3	0	0	25
vs. Penn	* 2-6	1-3	0-0	2-1-3	4	5	1	3	1	0	30
vs. Albany	* 4-10	2-7	0-1	0-1-1	4	10	1	0	0	1	21

Season-high in ***bold italics***

Season-high in ***bold italics***



## MUSTAPHA TRAORE

RS-Sophomore • Forward • 6-8 • 210  
Philadelphia, PA • The Phelps School

	2017-18	Career
Games Played	7	37
Games Started	4	4
Double-Doubles	0	0
Double-Digit Scoring Games	1	1
20-Point Scoring Games	0	0

4

### Traore's Career-Highs

Points	13 vs. Penn, 11/25/17
Rebounds	9 vs. Fairfield, 1/22/17
Assists	2 at Lehigh, 11/14/17
Blocks	2 vs. Niagara, 3/3/17
Steals	2 • two times • last vs. Fairfield, 1/22/17
Minutes	33 vs. Penn, 11/25/17
FGM	5 vs. Penn, 11/25/17
3FGM	n/a
FTs	3 vs. Penn, 11/25/17

### 2017-18 Game-by-Game

	FG	3FG	FT	REB	PF	TP	A	TO	B	S	Min
vs. Bucknell	0-3	0-1	2-2	0-3-3	2	2	0	0	0	0	6
at Seton Hall	0-0	0-0	1-2	1-2-3	2	1	1	1	0	0	9
at Lehigh	2-2	0-0	0-0	2-3-5	1	4	2	0	1	0	10
at Virginia	* 0-2	0-0	1-2	3-3-6	3	1	1	0	0	0	17
at UNC Asheville	* 1-3	0-0	0-0	1-5-6	1	2	1	1	0	0	19
vs. Penn	* 5-8	0-0	3-9	4-4-8	4	13	1	1	0	0	33
vs. Albany	* 2-3	0-0	1-2	1-4-5	2	5	0	1	0	1	16



## MICAH SEABORN

RS-Junior • Guard • 6-5 • 195  
Fort Worth, TX • Prime Prep Academy

	2017-18	Career
Games Played	5	73
Games Started	4	69
Double-Doubles	1	1
Double-Digit Scoring Games	4	52
20-Point Scoring Games	1	14

10

### Seaborn's Career-Highs

Points	26 at Saint Peter's, 2/21/16
Rebounds	10 vs. Bucknell, 11/10/17
Assists	6 • three times • last at Fairfield, 2/21/17
Blocks	2 vs. Iona, 2/19/16
Steals	4 at South Carolina, 11/15/16
Minutes	39 • two times • last at South Carolina, 11/15/16
FGM	10 • two times • last vs. Iona, 1/6/17
3FGM	8 vs. South Carolina State, 11/26/16
FTs	10 • two times • last vs. Manhattan, 1/20/17

### 2017-18 Game-by-Game

	FG	3FG	FT	REB	PF	TP	A	TO	B	S	Min
vs. Bucknell	* 5-11	1-3	10-13	0-10-10	1	21	3	5	0	1	34
at Seton Hall	* 4-9	2-4	6-6	0-4-4	1	16	1	6	1	1	31
at Lehigh	* 6-12	3-6	0-0	0-7-7	2	15	3	4	0	1	24
at Virginia	* 1-5	0-4	0-0	0-0-0	2	2	1	1	0	1	17
at UNC Asheville				DNP							
vs. Penn				DNP							
vs. Albany	3-7	3-3	4-4	0-1-1	2	13	1	0	0	0	22

Season-high in ***bold italics***

Season-high in ***bold italics***



## GEORGE PAPAS

Freshman • Guard • 6-5 • 175  
Jersey City, NJ • Union Catholic

	2017-18	Career
Games Played	7	7
Games Started	0	0
Double-Doubles	0	0
Double-Digit Scoring Games	1	1
20-Point Scoring Games	0	0

11

### Papas' Career-Highs

Points	16 vs. Penn, 11/25/17
Rebounds	6 at UNC Asheville, 11/22/17
Assists	2 at UNC Asheville, 11/22/17
Blocks	n/a
Steals	1 • three times • last vs. Penn, 11/25/17
Minutes	40- vs. Penn, 11/25/17
FGM	5 vs. Penn, 11/25/17
3FGM	3 at UNC Asheville, 11/22/17
FTs	4 vs. Penn, 11/25/17

### 2017-18 Game-by-Game

	FG	3FG	FT	REB	PF	TP	A	TO	B	S	Min
vs. Bucknell	0-0	0-0	0-0	0-0-0	0	0	0	1	0	1	4
at Seton Hall	1-1	1-1	0-0	0-1-1	0	3	0	0	0	0	7
at Lehigh	2-3	2-3	2-2	0-0-0	0	8	0	0	0	0	12
at Virginia	0-4	0-3	0-0	0-0-0	0	0	0	0	0	0	14
at UNC Asheville	3-7	3-7	0-0	0-6-6	0	9	2	1	0	1	20
vs. Penn	5-12	2-7	4-5	0-1-1	4	16	1	1	0	1	40-
vs. Albany	0-1	0-0	0-0	0-1-1	0	0	0	0	0	0	6

Season-high in *bold italics*



## MARCUS MCCLARY

Freshman • Guard • 6-3 • 195  
Linden, NJ • The Patrick School

	2017-18	Career
Games Played	7	7
Games Started	1	1
Double-Doubles	0	0
Double-Digit Scoring Games	0	0
20-Point Scoring Games	0	0

13

### McClary's Career-Highs

Points	3 at Seton Hall, 11/12/17
Rebounds	4 at UNC Asheville, 11/22/17
Assists	n/a
Blocks	n/a
Steals	n/a
Minutes	16 • two times • last at UNC Asheville, 11/22/17
FGM	2 at UNC Asheville, 11/22/17
3FGM	n/a
FTs	3 at Seton Hall, 11/12/17

### 2017-18 Game-by-Game

	FG	3FG	FT	REB	PF	TP	A	TO	B	S	Min
vs. Bucknell	0-3	0-0	0-0	0-1-1	1	0	0	0	0	0	11
at Seton Hall	0-1	0-0	3-4	0-2-2	3	3	0	0	0	0	16
at Lehigh	0-0	0-0	0-0	0-1-1	1	0	0	0	0	0	11
at Virginia	0-1	0-0	0-0	0-1-1	2	0	0	0	0	0	13
at UNC Asheville *	2-3	0-0	0-0	2-2-4	3	4	0	1	0	0	16
vs. Penn	0-1	0-0	0-1	1-0-1	2	0	0	0	0	0	7
vs. Albany	0-0	0-0	0-0	0-0-0	0	0	0	1	0	0	10

Season-high in *bold italics*



## DAN PILLARI

Senior • Guard • 5-10 • 170  
Oceanport, NJ • Shore Regional

	2017-18	Career
Games Played	1	51
Games Started	0	0
Double-Doubles	0	0
Double-Digit Scoring Games	0	0
20-Point Scoring Games	0	0

15

### Pillari's Career-Highs

Points	7 vs. Siena, 1/18/16
Rebounds	2 at Syracuse, 11/18/16
Assists	1 • three times • last at Marist, 1/30/17
Blocks	none
Steals	1 • three times • last vs. Cornell, 11/22/16
Minutes	11 vs. Fairfield, 1/22/17
FGM	2 vs. Siena, 1/18/16
3FGM	2 vs. Siena, 1/18/16
FTs	3 vs. South Carolina State, 11/26/16

### 2017-18 Game-by-Game

	FG	3FG	FT	REB	PF	TP	A	TO	B	S	Min
vs. Bucknell				DNP							
at Seton Hall				DNP							
at Lehigh				DNP							
at Virginia	0-0	0-0	0-0	0-0-0	0	0	0	0	0	0	1
at UNC Asheville				DNP							
vs. Penn				DNP							
vs. Albany				DNP							



## AUSTIN TILGHMAN

Senior • Guard • 6-1 • 230  
Wilmington, DE • Archbishop Carroll

	2017-18	Career
Games Played	7	109
Games Started	6	7
Double-Doubles	1	1
Double-Digit Scoring Games	2	20
20-Point Scoring Games	0	1

23

### Tilghman's Career-Highs

Points	21 vs. Marist, 1/8/17
Rebounds	12 vs. Penn, 11/25/17
Assists	8 • two times • last vs. Penn, 11/25/17
Blocks	1 vs. Marist, 2/16/15
Steals	4 at Quinnipiac, 1/28/16
Minutes	48 vs. Penn, 11/25/17
FGM	6 • four times • last vs. Penn, 11/25/17
3FGM	2 at Quinnipiac, 2/5/15
FTs	10 vs. Marist, 1/8/17

### 2017-18 Game-by-Game

	FG	3FG	FT	REB	PF	TP	A	TO	B	S	Min
vs. Bucknell	3-4	0-0	2-4	0-2-2	2	8	1	1	0	0	25
at Seton Hall	* 0-5	0-1	0-0	0-1-1	0	0	3	1	0	0	25
at Lehigh	* 3-4	0-0	3-3	0-5-5	1	9	8	6	0	1	23
at Virginia	* 2-8	1-2	4-6	0-3-3	2	9	2	4	0	0	27
at UNC Asheville	* 3-7	0-3	5-5	0-2-2	2	11	3	5	0	1	31
vs. Penn	* 6-15	1-3	6-10	0-12-12	3	19	8	3	0	1	48
vs. Albany	* 3-9	0-2	2-2	1-4-5	1	8	6	0	0	1	33

Season-high in ***bold italics***

Season-high in ***bold italics***



## LOUIE PILLARI

RS-Sophomore • Guard • 6-6 • 200  
Tinton Falls, NJ • Christian Brothers Academy

	2017-18	Career
Games Played	7	37
Games Started	5	5
Double-Doubles	0	0
Double-Digit Scoring Games	1	3
20-Point Scoring Games	0	0

# 24

### Pillari's Career-Highs

Points	16 vs. Niagara, 3/3/17
Rebounds	5 vs. Fairfield, 1/22/17
Assists	3 • two times • last vs. Ole Miss, 3/14/17
Blocks	1 • seven times • last vs. Penn, 11/25/17
Steals	2 vs. South Carolina State, 11/26/16
Minutes	20 vs. Fairfield, 1/22/17
FGM	4 • three times • last at Virginia, 11/19/17
3FGM	3 at Virginia, 11/19/17
FTs	6 vs. Niagara, 3/3/17

### 2017-18 Game-by-Game

	FG	3FG	FT	REB	PF	TP	A	TO	B	S	Min
vs. Bucknell	* 2-3	1-1	0-0	0-0-0	0	5	1	2	0	0	17
at Seton Hall	* 2-4	0-1	0-0	0-0-0	1	4	0	1	0	0	10
at Lehigh	* 1-5	1-4	0-0	1-2-3	2	3	0	1	0	0	15
at Virginia	* 4-5	3-4	3-3	1-1-2	0	14	0	2	0	0	19
at UNC Asheville	0-3	0-2	0-0	0-1-1	1	0	0	0	0	0	10
vs. Penn	* 1-4	1-2	2-2	0-1-1	1	5	0	1	1	0	10
vs. Albany	1-2	1-1	0-0	0-0-0	0	3	0	0	0	0	13

Season-high in ***bold italics***



## DIAGO QUINN

Junior • Forward • 6-9 • 255  
New York, NY • Lake Forest Academy

	2017-18	Career
Games Played	7	76
Games Started	7	8
Double-Doubles	0	0
Double-Digit Scoring Games	2	3
20-Point Scoring Games	0	0

# 32

### Quinn's Career-Highs

Points	16 vs. Bucknell, 11/10/17
Rebounds	16 vs. Niagara, 2/28/16
Assists	1 • eight times • last at Virginia, 11/19/17
Blocks	3 vs. Army, 12/10/16
Steals	2 • two times • last vs. Fairfield (MAAC SF), 3/7/16
Minutes	29 at Lehigh, 11/14/17
FGM	7 at Lehigh, 11/14/17
3FGM	n/a
FTs	4 • three times • last vs. Bucknell, 11/10/17

### 2017-18 Game-by-Game

	FG	3FG	FT	REB	PF	TP	A	TO	B	S	Min
vs. Bucknell	* 6-10	0-0	4-5	3-4-7	3	16	0	0	1	0	24
at Seton Hall	* 1-3	0-0	2-2	0-1-1	4	4	0	2	0	0	11
at Lehigh	* 7-9	0-0	1-2	2-6-8	1	15	0	2	1	0	29
at Virginia	* 0-4	0-0	0-0	2-4-6	3	0	1	2	0	0	21
at UNC Asheville	* 0-3	0-0	0-0	1-1-2	2	0	0	1	0	0	16
vs. Penn	* 1-3	0-0	1-4	2-5-7	5	3	0	1	1	1	18
vs. Albany	* 3-4	0-0	1-3	0-2-2	4	7	0	4	2	0	19

Season-high in ***bold italics***



## ZAC TILLMAN

5-Senior • Center • 6-10 • 280  
Yeadon, PA • Shipley School

	2017-18	Career
Games Played	7	105
Games Started	0	67
Double-Doubles	0	0
Double-Digit Scoring Games	1	6
20-Point Scoring Games	0	0

### Tillman's Career-Highs

Points	17 vs. Marist, 2/16/14
Rebounds	8 vs. Rider, 2/26/15
Assists	4 at Iona, 2/14/14
Blocks	2 • three times • last vs. Bucknell (NIT 1st), 3/16/16
Steals	2 • three times • last at Quinnipiac, 2/5/15
Minutes	32 at Quinnipiac, 1/16/14
FGM	6 • four times • last vs. Albany, 11/27/17
3FGM	none
FTs	5 • two times • last vs. Marist, 2/16/14

### 2017-18 Game-by-Game

	FG	3FG	FT	REB	PF	TP	A	TO	B	S	Min
vs. Bucknell	1-2	0-0	1-1	1-1-2	3	3	0	2	1	0	9
at Seton Hall	1-1	0-0	3-4	0-4-4	1	5	0	4	1	0	24
at Lehigh	0-1	0-0	0-0	2-3-5	2	0	1	0	0	0	10
at Virginia	0-1	0-0	0-0	0-0-0	1	0	1	1	0	0	11
at UNC Asheville	2-4	0-0	0-0	0-1-1	1	4	0	0	0	0	13
vs. Penn	2-2	0-0	1-1	0-1-1	5	5	2	2	0	0	10
vs. Albany	6-8	0-0	3-5	0-7-7	4	15	1	0	1	0	15

Season-high in *bold italics*



## SAM IBIEZUGBE

Sophomore • Center • 6-11 • 245  
Simsbury, CT • The Masters School

	2017-18	Career
Games Played	4	34
Games Started	0	0
Double-Doubles	0	0
Double-Digit Scoring Games	0	0
20-Point Scoring Games	0	0

### Ibiezugbe's Career-Highs

Points	8 at Virginia, 11/19/16
Rebounds	6 • two times • last vs. Fairfield, 1/22/17
Assists	n/a
Blocks	3 vs. Fairfield, 1/22/17
Steals	1 • four times • last vs. Albany, 11/27/17
Minutes	19 vs. South Carolina State, 11/26/16
FGM	4 at Virginia, 11/19/16
3FGM	n/a
FTs	1 vs. Iona, 1/6/17

### 2017-18 Game-by-Game

	FG	3FG	FT	REB	PF	TP	A	TO	B	S	Min
vs. Bucknell				DNP							
at Seton Hall				DNP							
at Lehigh				DNP							
at Virginia	4-5	0-0	0-1	2-1-3	1	8	0	0	0	0	14
at UNC Asheville	0-0	0-0	0-0	0-2-2	3	0	0	1	1	1	10
vs. Penn	1-3	0-0	0-0	1-0-1	2	2	0	2	1	0	10
vs. Albany	0-2	0-0	0-0	0-1-1	1	0	0	1	0	1	6

Season-high in *bold italics*

# ASSISTANT COACHES



## RICK CALLAHAN

Assistant Coach

7th Season

Salem College, 1980

-Joined Monmouth staff with Rice for 2011-12 season

-Over 30 years in collegiate coaching

-19 postseason appearances



## DUANE WOODWARD

Assistant Coach

4th Season

Boston College, 1998

-Moved to assistant coach three years ago

-13-year professional career overseas



## JAMAL MEEKS

Assistant Coach

3rd Season

Indiana, 1992

-Played guard for four years at Indiana under Bobby Knight

-Moved to assistant coach this past offseason



## ANTHONY MOLISSO

Director of Operations

1st Season

East Carolina, 2015

-Named Director of Operations this offseason after spending time at MU as a graduate assistant



## BRIAN STAFMAN

Special Assistant to the Head Coach

1st Season

Syracuse, 2012

-Named Special Assistant this offseason after spending time as a grad. assistant at MU

# 2017-18 BOX SCORES

## GAME 1: MONMOUTH vs. BUCKNELL

Official Basketball Box Score -- Game Totals -- Final Statistics

Bucknell vs Monmouth

11/10/17 8:30 PM at OceanFirst Bank Center

Bucknell 78 • 0-1

#	Player		Total		3-Ptr		Rebounds			PF	TP	A				Min
			FG-FGA	FG-FGA	FT-FTA	Off	Def	Tot	A			TO	Blk	Stl		
23	Thomas, Zach	f	12-23	5-11	2-8	3	13	16	2	31	0	4	2	1	35	
20	Foulland, Nana	c	6-10	0-0	3-6	2	2	4	3	15	2	1	0	0	31	
01	Mackenzie, Kimbal	g	0-8	0-6	0-0	1	2	3	4	0	2	0	0	0	30	
02	Brown, Stephen	g	4-9	2-5	1-1	0	1	1	4	11	6	2	0	0	29	
15	Jones, Nate	g	1-2	1-1	0-0	0	0	0	2	3	0	0	0	0	9	
03	Sotos, Jimmy	g	1-2	1-1	1-2	0	2	2	1	4	2	0	0	0	16	
04	Sestina, Nate		1-1	1-1	0-0	0	0	0	2	3	0	0	0	0	7	
11	Toomer, Avi		2-5	2-5	0-0	1	0	1	4	6	3	0	0	1	23	
12	Meeks, John		0-2	0-1	0-0	0	1	1	0	0	1	0	0	0	5	
13	Moore, Bruce		2-4	1-2	0-0	0	0	0	2	5	1	1	0	1	13	
22	O'Reilly, Matt		0-0	0-0	0-0	0	0	0	0	0	0	0	0	0	2	
Team						3	1	4								
Totals			29-66	13-33	7-17	10	22	32	24	78	17	8	2	3	200	

FG % 1st Half: 11-31 35.5% 2nd half: 18-35 51.4% Game: 29-66 43.9%  
3FG % 1st Half: 4-15 26.7% 2nd half: 9-18 50.0% Game: 13-33 39.4%  
FT % 1st Half: 5-13 38.5% 2nd half: 2-4 50.0% Game: 7-17 41.2%

Deadball  
Rebounds  
3.1

Monmouth 79 • 1-0

#	Player	Total		3-Ptr		Rebounds			PF	TP	A TO Blk Stl				Min
		FG-FGA	FG-FGA	FT-FTA	Off	Def	Tot	A			TO	Blk	Stl		
01	Sarr, Pierre	f	2-3	1-2	0-0	0	1	1	3	5	0	0	0	2	12
32	Quinn, Diago	c	6-10	0-0	4-5	3	4	7	3	16	0	0	1	0	24
00	Sainave, Ray	g	1-4	0-1	4-4	0	1	1	2	6	0	1	1	0	19
10	Seaborn, Micah	g	5-11	1-3	10-13	0	10	10	1	21	3	5	0	1	34
24	Pillari, Louie	g	2-3	1-1	0-0	0	0	0	0	5	1	2	0	0	17
02	Martin, Melik	g	0-0	0-0	0-0	0	8	8	4	0	0	0	1	0	18
03	Hammond, Deion	g	5-8	2-4	1-1	0	1	1	1	13	0	1	0	0	21
04	Traore, Mustapha	g	0-3	0-1	2-2	0	3	3	2	2	0	0	0	0	6
11	Papas, George	g	0-0	0-0	0-0	0	0	0	0	0	0	1	0	1	4
13	McClary, Marcus	g	0-3	0-0	0-0	0	1	1	1	0	0	0	0	0	11
23	Tilghman, Austin	g	3-4	0-0	2-4	0	2	2	2	8	1	1	0	0	25
33	Tillman, Zac	g	1-2	0-0	1-1	1	1	2	3	3	0	2	1	0	9
Team							1	1	2						
Totals			25-51	5-12	24-30	5	33	38	22	79	5	13	4	4	200

FG % 1st Half: 14-27 51.9% 2nd half: 11-24 45.8% Game: 25-51 49.0%  
3FG % 1st Half: 4-8 50.0% 2nd half: 1-4 25.0% Game: 5-12 41.7%  
FT % 1st Half: 9-13 69.2% 2nd half: 15-17 88.2% Game: 24-30 80.0%

Deadball  
Rebounds  
4.1

Officials: Mel Chettum, King Whetstone, Adam Vandenberg

Technical fouls: Bucknell-None. Monmouth-None.

Attendance: 3159

#RockThePlanet | In Memory of Mike Radomski

Score by periods	1st	2nd	Total
Bucknell	31	47	78
Monmouth	41	38	79

## GAME 2: MONMOUTH at SETON HALL

Official Basketball Box Score -- Game Totals -- Final Statistics

Monmouth vs Seton Hall

11/12/17 1:30 p.m. at Prudential Center (Newark, N.J.)

Monmouth 65 • 1-1

#	Player		Total		3-Ptr		Rebounds			PF	TP	A TO Blk Stl				Min
			FG-FGA	FG-FGA	FT-FTA	Off	Def	Tot	A			TO	Blk	Stl		
01	Sarr, Pierre	r	1-2	0-1	0-0	2	2	4	1	2	0	1	1	0	13	
24	Pillari, Louie	c	2-4	0-1	0-0	0	0	0	1	4	0	1	0	0	10	
32	Quinn, Diago	c	1-3	0-0	2-2	0	1	1	4	4	0	2	0	0	11	
10	Seaborn, Micah	g	4-9	2-4	6-6	0	4	4	1	16	1	6	1	1	31	
23	Tilghman, Austin	g	0-5	0-1	0-0	0	1	1	0	0	3	1	0	0	25	
00	Sainave, Ray		2-4	0-0	3-3	0	3	3	4	7	0	2	0	1	14	
02	Martin, Melik		1-2	1-2	0-0	0	3	3	1	3	1	1	1	1	19	
03	Hammond, Deion		5-11	3-6	4-5	1	2	3	2	17	0	1	0	1	21	
04	Traore, Mustapha		0-0	0-0	1-2	1	2	3	2	1	1	1	0	0	9	
11	Papas, George		1-1	1-1	0-0	0	1	1	0	3	0	0	0	0	7	
13	McClary, Marcus		0-1	0-0	3-4	0	2	2	3	3	0	0	0	0	16	
33	Tillman, Zac		1-1	0-0	3-4	0	4	4	1	5	0	4	1	0	24	
Team						1	2	3				1				
Totals			18-43	7-16	22-26	5	27	32	20	65	6	21	4	4	200	

FG % 1st Half: 12-23 52.2% 2nd half: 6-20 30.0% Game: 18-43 41.9%  
3FG % 1st Half: 6-13 46.2% 2nd half: 1-6 16.7% Game: 7-16 43.8%  
FT % 1st Half: 2-2 100.0 2nd half: 20-24 83.3% Game: 22-26 84.6%

Deadball  
Rebounds  
3

Seton Hall 75 • 2-0

#	Player		Total		3-Ptr		Rebounds			PF	TP	A TO Blk Stl				Min
			FG-FGA	FG-FGA	FT-FTA	Off	Def	Total	A			TO	Blk	Stl		
01	NZEI, Michael	f	4-5	0-0	2-4	5	1	6	2	10	0	2	0	0	0	22
31	DELGADO, Angel	c	7-13	0-0	3-5	4	7	11	1	17	1	0	0	0	1	28
00	CARRINGTON, Khadeen	g	6-16	0-6	2-2	0	1	1	3	14	4	1	0	4	32	
13	POWELL, Myles	g	7-13	4-9	0-0	1	3	4	4	18	3	1	0	1	25	
20	RODRIGUEZ, Desi	g	3-7	2-4	1-2	2	3	5	4	9	3	2	0	0	26	
02	WALKER, Jordan	g	0-1	0-1	0-2	0	0	0	2	0	2	0	0	0	10	
04	GORDON, Eron	g	0-2	0-1	0-0	0	1	1	0	0	1	3	0	0	9	
14	SANOGO, Ismael	g	0-2	0-0	0-0	3	2	5	2	0	2	3	0	2	18	
22	CALE, Myles	g	2-5	1-3	0-0	1	1	2	1	5	0	0	1	1	18	
23	MAMUKELASHVILI, S.	g	1-5	0-1	0-1	1	0	1	2	2	0	1	0	0	11	
25	FLORY, Philip	g	0-0	0-0	0-0	0	1	1	1	0	0	0	0	0	1	
Team						2	1	3								
Totals			30-69	7-25	8-16	19	21	40	22	75	16	13	1	9	200	

FG % 1st Half: 18-34 52.9% 2nd half: 12-35 34.3% Game: 30-69 43.5%  
3FG % 1st Half: 6-13 46.2% 2nd half: 1-12 8.3% Game: 7-25 28.0%  
FT % 1st Half: 6-9 66.7% 2nd half: 2-7 28.6% Game: 8-16 50.0%

Deadball  
Rebounds  
2

Officials: Brian O'Connell, Jeffrey Anderson, Wally Rutetki

Technical fouls: Monmouth-None. Seton Hall-None.

Attendance: 7139

NIT Season Tip-Off Campus Game

Score by periods	1st	2nd	Total
Monmouth	32	33	65
Seton Hall	48	27	75

## GAME 3: MONMOUTH at LEHIGH

Official Basketball Box Score -- Game Totals -- Final Statistics

Monmouth vs Lehigh

11/14/17 7:05 p.m. at Stabler Arena - Bethlehem, Pa.

Monmouth 80 • 2-1

#	Player	Total		3-Ptr		Rebounds			PF	TP	A TO Blk Stl				Min			
		FG	FGA	FG	FGA	FT	FTA	Off Def Tot			A	TO	Blk	Stl				
01	Sarr, Pierre	r	1	3	0	1	2	4	1	4	5	1	4	0	3	0	0	15
32	Quinn, Diago	r	7	9	0	0	1	2	6	8	1	15	0	2	1	0	29	
10	Seaborn, Micah	g	6	12	3	6	0	0	7	7	2	15	3	4	0	1	24	
23	Tilghman, Austin	g	3	4	0	3	3	0	5	5	1	9	8	6	0	1	23	
24	Pillari, Louie	g	1	5	1	4	0	0	1	2	3	2	3	0	1	0	0	15
00	Sainave, Ray	g	3	7	0	2	4	6	0	4	4	10	2	5	0	0	0	16
02	Martin, Melik	g	0	2	0	0	2	4	1	3	4	4	6	0	2	0	0	16
03	Hammond, Deion	g	2	7	2	6	0	2	1	0	1	1	6	0	2	0	0	19
04	Traore, Mustapha	g	2	2	0	0	0	2	3	5	1	4	2	0	1	0	10	
11	Papas, George	g	2	3	2	3	2	2	0	0	0	8	0	0	0	0	12	
13	McClary, Marcus	g	0	0	0	0	0	0	1	1	1	0	0	0	0	0	11	
33	Tillman, Zac	g	0	1	0	0	0	2	3	5	2	0	1	0	0	0	0	10
Team								2	3	5								
Totals			29	56	8	22	14	23	12	41	53	20	80	16	27	2	2	200

FG % 1st Half: 12-29 41.4% 2nd half: 17-27 63.0% Game: 29-56 51.8%  
3FG % 1st Half: 6-15 40.0% 2nd half: 2-7 28.6% Game: 8-22 3

# 2017-18 BOX SCORES

## GAME 5: MONMOUTH AT UNC ASHEVILLE

Official Basketball Box Score -- Game Totals -- Final Statistics  
Monmouth vs UNC Asheville  
11/22/17 7:00 PM at Asheville, NC (Kimmel Arena)

Monmouth 51 • 2-3

#	Player	Total		3-Ptr		Rebounds			PF	TP	A TO Blk Stl			Min
		FG-FGA	FG-FGA	FT-FTA	Off Def Tot	PF	TP	A TO Blk Stl						
04	Traore, Mustapha	f	1-3	0-0	0-0	1 5 6	1 2	1 1 0 0	0	19				
32	Quinn, Diago	f	0-3	0-0	0-0	1 1 2	2 0	0 1 0 0	0	16				
03	Hammond, Deion	g	3-11	2-7	1-2	2 2 4	1 9	1 3 0 0	0	25				
13	McClary, Marcus	g	2-3	0-0	0-0	2 2 4	3 4	0 1 0 0	0	16				
23	Tilghman, Austin	g	3-7	0-3	5-5	0 2 2	2 11	3 5 0 1	1	31				
00	Salnave, Ray		1-6	1-3	2-3	0 3 3	4 5	1 2 0 1	1	15				
01	Sarr, Pierre		2-4	1-2	0-0	0 3 3	1 5	1 2 2 0	0	12				
02	Martin, Melik		0-1	0-0	2-2	0 4 4	2 2	0 4 0 1	1	13				
11	Papas, George		3-7	3-7	0-0	0 6 6	0 9	2 1 0 1	0	20				
24	Pillari, Louie		0-3	0-2	0-0	0 1 1	1 0	0 0 0 0	0	10				
33	Tillman, Zac		2-4	0-0	0-0	0 1 1	1 0	0 0 0 0	0	13				
44	Ibiezugbe, Sam		0-0	0-0	0-0	0 2 2	3 0	0 1 1 1	0	10				
Team						2 1 3		1						
Totals			17-52	7-24	10-12	8 33 41	21 51	9 22 3 5	200					

FG % 1st Half: 10-26 38.5% 2nd half: 7-26 26.9% Game: 17-52 32.7%  
3FG % 1st Half: 5-14 35.7% 2nd half: 2-10 20.0% Game: 7-24 29.2%  
FT % 1st Half: 2-3 66.7% 2nd half: 8-9 88.9% Game: 10-12 83.3%

UNC Asheville 62 • 3-2

#	Player	Total		3-Ptr		Rebounds			PF	TP	A TO Blk Stl			Min
		FG-FGA	FG-FGA	FT-FTA	Off Def Tot	PF	TP	A TO Blk Stl						
02	WNJUK, Alec	f	3-5	1-2	0-1	1 1 2	3 7	1 3 0 0	0	20				
10	VANNATTA, Kevin	g	7-12	5-5	6-8	0 5 5	1 25	1 3 0 0	0	38				
14	THOMAS, Ahmad	g	5-14	1-2	2-4	3 9 12	4 13	5 2 1 4	34					
25	TEAGUE, MaCio	g	1-9	0-2	2-4	0 6 6	1 4	4 2 0 2	35					
33	RACKLEY, Drew	g	1-5	1-2	0-0	1 1 2	1 3	1 1 0 1	16					
00	GILMORE, Donovan		1-1	0-0	0-0	1 1 2	4 2	0 1 1 1	8					
01	BAEHRE, Jonathan		0-5	0-2	0-0	4 2 6	1 0	1 2 2 1	20					
11	SEEGARS, Jalen		1-1	0-0	2-3	0 1 1	0 4	0 0 0 1	8					
12	MILLER, Raekwon		2-7	0-3	0-0	0 0 0	2 4	0 0 1 3	21					
Team						1 2 3		1						
Totals			21-59	8-18	12-20	11 28 39	17 62	13 15 5 13	200					

FG % 1st Half: 11-30 36.7% 2nd half: 10-29 34.5% Game: 21-59 35.6%  
3FG % 1st Half: 4-9 44.4% 2nd half: 4-9 44.4% Game: 8-18 44.4%  
FT % 1st Half: 8-15 53.3% 2nd half: 4-5 80.0% Game: 12-20 60.0%

Officials: Tony Henderson, Steve Anderson and Jemel Spearman  
Technical fouls: Monmouth-None. UNC Asheville-None.  
Attendance: 1008

Score by periods	1st	2nd	Total
Monmouth	27	24	51
UNC Asheville	34	28	62

## GAME 6: MONMOUTH vs PENN

Official Basketball Box Score -- Game Totals -- Final Statistics  
Penn vs Monmouth  
11/25/17 7:04 pm at OceanFirst Bank Center

Penn 101 • 5-3

#	Player	Total		3-Ptr		Rebounds			PF	TP	A TO Blk Stl			Min
		FG-FGA	FG-FGA	FT-FTA	Off Def Tot	PF	TP	A TO Blk Stl						
00	Rothschild, Max	f	2-8	0-0	7-12	3 4 7	5 11	0 2 0 1	32					
25	Brodeur, AJ	f	1-5	0-1	2-4	4 4 8	5 4	1 4 0 1	19					
02	Woods, Antonio	g	6-14	1-4	10-14	1 4 5	4 23	2 3 1 1	50					
04	Foreman, Darnell	g	1-9	0-3	0-0	0 3 3	5 2	4 2 1 0	23					
21	Betley, Ryan	g	7-17	6-12	6-8	1 5 6	4 26	1 4 0 2	55					
05	Donahue, Jackson		3-9	2-8	1-2	2 2 4	5 9	1 2 0 0	29					
10	Wood, Caleb		0-3	0-3	0-0	0 1 1	0 0	0 0 0 0	10					
12	Goodman, Devon		1-2	1-2	0-0	0 1 1	3 3	0 0 0 0	10					
13	Scott, Eddie		8-8	1-1	4-9	5 8 13	3 21	0 2 0 1	36					
14	Jones, Sam		0-1	0-1	0-0	0 0 0	0 0	0 0 0 0	7					
20	MacDonald, Matt		1-1	0-0	0-1	0 0 0	0 0	2 0 0 1	9					
24	Simmons, Jarrod		0-0	0-0	0-0	0 0 0	0 0	0 0 0 0	9					
44	Dwyer, Dan		0-0	0-0	0-0	1 0 1	3 0	1 0 0 0	11					
Team						2 5 7								
Totals			30-77	11-35	30-50	19 37 56	40 101	12 19 2 7	300					

FG % 1st Half: 14-27 51.9% 2nd half: 5-27 18.5% OT: 11-23 47.8% Game: 30-77 39.0%  
3FG % 1st Half: 7-14 50.0% 2nd half: 1-12 8.3% OT: 3-9 33.3% Game: 11-35 31.4%  
FT % 1st Half: 10-17 58.8% 2nd half: 8-15 53.3% OT: 12-18 66.7% Game: 30-50 60.0%  
Rebounds 12.3

Monmouth 96 • 2-4

#	Player	Total		3-Ptr		Rebounds			PF	TP	A TO Blk Stl			Min
		FG-FGA	FG-FGA	FT-FTA	Off Def Tot	PF	TP	A TO Blk Stl						
04	Traore, Mustapha	f	5-8	0-0	3-9	4 4 8	4 13	1 1 0 0	33					
32	Quinn, Diago	f	1-3	0-0	1-4	2 5 7	5 3	0 1 1 1	18					
03	Hammond, Deion	g	2-6	1-3	0-0	2 1 3	4 5	1 3 1 0	30					
23	Tilghman, Austin	g	6-15	1-3	6-10	0 12 12	3 19	8 3 0 1	48					
24	Pillari, Louie	g	1-4	1-2	2-2	0 1 1	1 5	0 1 1 0	10					
00	Salnave, Ray		4-13	2-5	4-12	3 5 8	5 14	1 1 0 1	39					
01	Sarr, Pierre		0-0	0-0	1-2	0 1 1	1 1	1 0 1 0	5					
02	Martin, Melik		5-7	1-2	2-5	1 4 5	3 13	1 3 0 2	50					
11	Papas, George		5-12	2-7	4-5	0 1 1	4 16	1 1 0 1	40-					
13	McClary, Marcus		0-1	0-0	0-1	1 0 1	2 0	0 0 0 0	7					
33	Tillman, Zac		2-2	0-0	1-1	0 1 1	5 5	2 2 0 0	10					
44	Ibiezugbe, Sam		1-3	0-0	0-0	1 0 1	2 2	0 2 1 0	10					
Team						1 1 2		1						
Totals			32-74	8-22	24-51	15 36 51	39 96	15 20 4 6	300					

FG % 1st Half: 11-27 40.7% 2nd half: 10-23 43.5% OT: 11-24 45.8% Game: 32-74 43.2%  
3FG % 1st Half: 3-8 37.5% 2nd half: 3-7 42.9% OT: 2-7 28.6% Game: 8-22 36.4%  
FT % 1st Half: 6-11 54.5% 2nd half: 10-21 47.6% OT: 8-19 42.1% Game: 24-51 47.1%  
Rebounds 14

Officials: Andrew Malra, Andy O'Brien, Anthony Burris  
Technical fouls: Penn-Foreman, Darnell: Donahue, Jackson. Monmouth-None.  
Attendance: 2425

Score by periods	1st	2nd	OT	OT2	OT3	OT4	Total
Penn	45	19	7	7	11	12	101
Monmouth	31	33	7	7	11	7	96

Last FG - PENN OT4-00:36, MON OT4-03:35.  
Largest lead - PENN by 15 2nd-14:47, MON by 8 1st-15:07.  
PENN led for 33:51, MON led for 19:18. Game was tied for 06:40.

Points	In	Off	2nd	Fast	Bench
PENN	36	18	12	5	35
MON	38	22	9	4	51

Score tied - 16 times.  
Lead changed - 15 times.

## GAME 7: MONMOUTH vs ALBANY

Official Basketball Box Score -- Game Totals -- Final Statistics  
Albany vs Monmouth  
11/27/17 7:05 PM at OceanFirst Bank Center

Albany 73 • 6-1

#	Player	Total		3-Ptr		Rebounds			PF	TP	A TO Blk Stl			Min
		FG-FGA	FG-FGA	FT-FTA	Off Def Tot	PF	TP	A TO Blk Stl						
12	CAMPBELL, Devonte	f	5-7	0-2	2-4	0 5 5	1 12	0 1 0 0	30					
30	CHARLES, Travis	f	5-9	0-0	8-9	3 6 9	5 18	0 1 1 0	34					
43	STIRE, Greig	f	1-2	0-0	0-1	1 0 1	5 2	0 1 0 0	8					
13	NICHOLS, David	g	6-18	0-3	2-7	0 3 3	4 14	2 3 0 1	40					
24	CREMO, Joe	g	6-12	2-3	5-5	2 7 9	3 19	2 7 0 1	38					
01	ANDERSON, Costa		1-1	1-1	0-0	0 0 0	0 3	0 1 0 0	9					
02	CLARK, Ahmad		0-0	0-0	0-0	0 0 0	0 0	0 1 0 0	3					
33	CONWAY, Matt		1-3	0-2	1-2	0 4 4	1 3	0 0 0 0	26					
34	FOSTER, Alex		1-2	0-0	0-0	1 2 3	4 2	0 1 2 0	12					
Team						4 3 7								
Totals			26-54	3-11	18-28	11 30 41	23 73	5 15 3 2	200					

FG % 1st Half: 15-30 50.0% 2nd half: 11-24 45.8% Game: 26-54 48.1%  
3FG % 1st Half: 3-6 50.0% 2nd half: 0-5 0.0% Game: 3-11 27.3%  
FT % 1st Half: 5-8 62.5% 2nd half: 13-20 65.0% Game: 18-28 64.3%

Monmouth 81 • 3-4

#	Player		Total		3-Ptr		Rebounds			PF	TP	A TO Blk Stl				Min
			FG-FGA	FG-FGA	FT-FTA	Off	Def	Tot	A			TO	Blk	Stl		
04	Traore, Mustapha	f	2-3	0-0	1-2	1	4	5	2	5	0	1	0	1	16	
32	Quinn, Diago	c	3-4	0-0	1-3	0	2	2	4	7	0	4	2	0	19	
00	Salnave, Ray	g	5-8	2-5	6-7	0	1	1	2	18	1	1	1	3	25	
03	Hammond, Deion	g	4-10	2-7	0-1	0	1	1	4	10	1	0	0	1	21	
23	Tilghman, Austin	g	3-9	0-2	2-2	1	4	5	1	8	6	0	0	1	33	
01	Sarr, Pierre		1-2	0-0	0-0	0	1	1	1	2	1	0	0	0	4	
02	Martin, Melik		0-0	0-0	0-0	0	1	1	3	0	1	0	0	0	10	
10	Seaborn, Micah		3-7	3-3	4-4	0	1	1	2	13	1	0	0	0	22	
11	Papas, George		0-0	0-0	0-0	0	1	1	0	0	0	0	0	0	6	
13	McClary, Marcus		0-0	0-0	0-0	0	0	0	0	0	0	0	0	0	6	
33	Piliari, Louie		1-2	1-1	0-0	0	0	0	3	0	0	0	0	0	13	
33	Tillman, Zac		6-8	0-0	3-5	0	7	7	4	15	1	0	1	0	15	
44	Ibiezugbe, Sam		0-2	0-0	0-0	0	1	1	0	1	0	1	0	1	6	
	Team					3	0	3								
Totals			28-56	8-18	17-24	5	24	29	24	81	12	8	4	7	200	

**Monmouth Combined Team Statistics (as of Nov 29, 2017)**  
**All games**

<b>RECORD:</b>	<b>OVERALL</b>	<b>HOME</b>	<b>AWAY</b>	<b>NEUTRAL</b>
ALL GAMES	3-4	2-1	1-3	0-0
CONFERENCE	0-0	0-0	0-0	0-0
NON-CONFERENCE	3-4	2-1	1-3	0-0

#	Player	gp-gs	min	avg	Total	3-Point	F-Throw	Rebounds	pf	dq	a	to	blk	stl	pts	avg
					fg-fga	fg%	3fg-fga	3fg%	ft-fga	ft%	off	def	tot	avg		
10	Seaborn, Micah	5-4	128	25.6	19-44	.432	9-20	.450	20-23	.870	0	22	22	4.4	8	0
03	Hammond, Deion	7-3	159	22.7	25-62	.403	14-40	.350	8-14	.571	6	10	16	2.3	13	0
00	Salnave, Ray	7-2	139	19.9	17-44	.386	5-16	.313	28-43	.651	3	17	20	2.9	23	1
23	Tilghman, Austin	7-6	212	30.3	20-52	.385	2-11	.182	22-30	.733	1	29	30	4.3	11	0
32	Quinn, Diago	7-7	138	19.7	18-36	.500	0-0	.000	9-16	.563	10	23	33	4.7	22	1
11	Papas, George	7-0	102	14.6	11-28	.393	8-21	.381	6-7	.857	0	9	9	1.3	4	0
24	Pillari, Louie	7-5	94	13.4	11-26	.423	7-15	.467	5-5	1.000	2	5	7	1.0	5	0
33	Tillman, Zac	7-0	92	13.1	12-19	.632	0-0	.000	8-11	.727	3	17	20	2.9	17	1
04	Traore, Mustapha	7-4	110	15.7	10-21	.476	0-1	.000	8-17	.471	12	24	36	5.1	15	0
02	Martin, Melik	7-0	140	20.0	8-15	.533	2-5	.400	6-11	.545	2	24	26	3.7	18	0
01	Sarr, Pierre	7-3	61	8.7	7-14	.500	2-6	.333	3-6	.500	3	12	15	2.1	9	0
44	Ibiezugbe, Sam	4-0	40	10.0	5-10	.500	0-0	.000	0-1	.000	3	4	7	1.8	7	0
13	McClary, Marcus	7-1	84	12.0	2-9	.222	0-0	.000	3-5	.600	3	7	10	1.4	12	0
15	Pillari, Dan	1-0	1	1.0	0-0	.000	0-0	.000	0-0	.000	0	0	0	0.0	0	0
Team											12	9	21			5
Total.....		7	1500		165-380	.434	49-135	.363	126-189	.667	60	212	272	38.9	164	3
Opponents.....		7	1500		188-442	.425	54-165	.327	104-176	.591	82	183	265	37.9	164	-

<b>TEAM STATISTICS</b>	<b>MON</b>	<b>OPP</b>	<b>Date</b>	<b>Opponent</b>	<b>Score</b>	<b>Att.</b>
SCORING	505	534	11/10/17	BUCKNELL	W 79-78	3159
Points per game	72.1	76.3	11/12/17	at Seton Hall	L 65-75	7139
Scoring margin	-4.1	-	11/14/17	at Lehigh	W 80-72	779
FIELD GOALS-ATT	165-380	188-442	11/19/17	at Virginia	L 53-73	13472
Field goal pct	.434	.425	11/22/17	at UNC Asheville	L 51-62	1008
3 POINT FG-ATT	49-135	54-165	11/25/17	PENN	Lo4 96-101	2425
3-point FG pct	.363	.327	11/27/17	ALBANY	W 81-73	1557
3-pt FG made per game	7.0	7.7	* - Conference game			
FREE THROWS-ATT	126-189	104-176				
Free throw pct	.667	.591				
F-Throws made per game	18.0	14.9				
REBOUNDS	272	265				
Rebounds per game	38.9	37.9				
Rebounding margin	+1.0	-				
ASSISTS	70	88				
Assists per game	10.0	12.6				
TURNOVERS	125	87				
Turnovers per game	17.9	12.4				
Turnover margin	-5.4	-				
Assist/turnover ratio	0.6	1.0				
STEALS	30	53				
Steals per game	4.3	7.6				
BLOCKS	21	19				
Blocks per game	3.0	2.7				
ATTENDANCE	7141	22398				
Home games-Avg/Game	3-2380	4-5600				
Neutral site-Avg/Game	-	0-0				

<b>Score by Periods</b>	<b>1st</b>	<b>2nd</b>	<b>OT</b>	<b>OT2</b>	<b>OT3</b>	<b>OT4</b>	<b>Totals</b>
Monmouth	214	259	7	7	11	7	505
Opponents	263	234	7	7	11	12	534

**Monmouth Season Schedule/Results & Leaders (as of Nov 29, 2017)**  
**All games**

<b>RECORD:</b>	<b>OVERALL</b>	<b>HOME</b>	<b>AWAY</b>	<b>NEUTRAL</b>
ALL GAMES	3-4	2-1	1-3	0-0
CONFERENCE	0-0	0-0	0-0	0-0
NON-CONFERENCE	3-4	2-1	1-3	0-0

<b>Date</b>	<b>Opponent</b>		<b>Score</b>		<b>Att.</b>	<b>High Points</b>	<b>High Rebounds</b>
11/10/17	BUCKNELL	W	79-78		3159	(21)Seaborn, Micah	(10)Seaborn, Micah
11/12/17	at Seton Hall		65-75	L	7139	(17)Hammond, Deion	(4)Sarr, Pierre
							(4)Tillman, Zac
							(4)Seaborn, Micah
11/14/17	at Lehigh	W	80-72		779	(15)Quinn, Diago	(8)Quinn, Diago
						(15)Seaborn, Micah	
11/19/17	at Virginia		53-73	L	13472	(14)Pillari, Louie	(6)Quinn, Diago
							(6)Traore, Mustapha
11/22/17	at UNC Asheville		51-62	L	1008	(11)Tilghman, Austin	(6)Traore, Mustapha
							(6)Papaspas, George
11/25/17	PENN		96-101	Lo4	2425	(19)Tilghman, Austin	(12)Tilghman, Austin
11/27/17	ALBANY	W	81-73		1557	(18)Salnave, Ray	(7)Tillman, Zac

\* - Conference game

<b>Attendance Summary</b>	<b>Games</b>	<b>Attend</b>	<b>Avg/Game</b>
Home	3	7141	2380
Away	4	22398	5600
Neutral	0	0	0
Total	7	29539	4220

# **Monmouth Team Game-by-Game (as of Nov 29, 2017)** **All games**

## **TEAM STATISTICS**

Opponent	Date	Score		Total		3-Pointers		Free throws		Rebounds				pf	a	t/o	blk	stl	pts	avg
				fg-fga	pct	3fg-fga	pct	ft-fta	pct	off	def	tot	avg							
BUCKNELL	11/10/17	79-78	W	25-51	.490	5-12	.417	24-30	.800	5	33	38	38.0	22	5	13	4	4	79	79.0
at Seton Hall	11/12/17	65-75	L	18-43	.419	7-16	.438	22-26	.846	5	27	32	35.0	20	6	21	4	4	65	72.0
at Lehigh	11/14/17	80-72	W	29-56	.518	8-22	.364	14-23	.609	12	41	53	41.0	20	16	27	2	2	80	74.7
at Virginia	11/19/17	53-73	L	16-48	.333	6-21	.286	15-23	.652	10	18	28	37.8	18	7	14	0	2	53	69.2
at UNC Asheville	11/22/17	51-62	L	17-52	.327	7-24	.292	10-12	.833	8	33	41	38.4	21	9	22	3	5	51	65.6
PENN	11/25/17	96-101	Lot	32-74	.432	8-22	.364	24-51	.471	15	36	51	40.5	39	15	20	4	6	96	70.7
ALBANY	11/27/17	81-73	W	28-56	.500	8-18	.444	17-24	.708	5	24	29	38.9	24	12	8	4	7	81	72.1
Monmouth		505		165-380	.434	49-135	.363	126-189	.667	60	212	272	38.9	164	70	125	21	30	505	72.1
Opponents		534		188-442	.425	54-165	.327	104-176	.591	82	183	265	37.9	164	88	87	19	53	534	76.3

Games played: 7  
Points/game: 72.1  
FG Pct: 43.4  
3FG Pct: 36.3  
FT Pct: 66.7

Rebounds/game: 38.9  
Assists/game: 10.0  
Turnovers/game: 17.9  
Assist/turnover ratio: 0.6  
Steals/game: 4.3  
Blocks/game: 3.0