



2017-18 @MONMOUTHBBALL GAME NOTES

Monmouth University Athletics Communications // 400 Cedar Ave. West Long Branch, NJ 07764
Men's Basketball Contact // Gary Kowal // gkowal@monmouth.edu // 732-263-5557 // #FlyHawks

SCHEDULE & RESULTS

Date	Opponent	Time/Result
November (2-2)		
Fri. 10	BUCKNELL	W, 79-78
Sun. 12	at Seton Hall [^]	L, 65-75
Tue. 14	at Lehigh	W, 80-72
Sun. 19	at Virginia [^]	L, 53-73
Wed. 22	at UNC Asheville [^]	7:00 PM
Sat. 25	PENN	7:00 PM
Mon. 27	ALBANY	7:00 PM
December		
Sat. 2	at UConn	4:00 PM
Wed. 6	HOFSTRA	7:00 PM
Sat. 9	vs. Kentucky	12:00 PM
Tue. 12	at Princeton	7:00 PM
Fri. 22	at Yale	7:00 PM
Thu. 28	at Quinnipiac*	7:30 PM
Sun. 31	at Saint Peter's*	12:00 PM
January		
Fri. 5	MANHATTAN*	7:00 PM
Fri. 12	at Niagara*	7:00 PM
Sun. 14	at Canisius*	2:00 PM
Fri. 19	IONA*	7:00 PM
Thu. 25	SIENA*	7:00 PM
Sat. 27	vs. Marist*	4:00 PM
Mon. 29	at Rider*	7:00 PM
February		
Fri. 2	FAIRFIELD*	7:00 PM
Sun. 4	NIAGARA*	2:00 PM
Thu. 8	at Iona*	7:00 PM
Sat. 10	at Manhattan*	7:00 PM
Tue. 13	SAINT PETER'S*	7:00 PM
Fri. 16	CANISIUS*	7:00 PM
Sun. 18	at Siena*	2:00 PM
Thu. 22	RIDER*	7:00 PM
Sat. 24	at Fairfield*	1:00 PM
March		
2018 MAAC Tournament (1-5)		

Home Games is **BOLD CAPS**

*-Metro Atlantic Athletic Conference games

[^]-Preseason National Invitation Tournament (NIT)

ATHLETIC COMMUNICATIONS

Assistant AD/Communications & New Media/
Men's Basketball Contact: Gary Kowal
Kowal phone: 732-263-5557
Kowal email: gkowal@monmouth.edu
Press Row Phone: 732-571-3677
Athletics Website: MonmouthHawks.com

GAME FIVE



UNC ASHEVILLE BULLDOGS

Head Coach: Nick McDevitt (5th season at UNC Asheville)
Record at UNC Asheville: 77-53 // Career Record: 77-53
Bulldogs Record: 2-2 (0-0 Big South)

VS



MONMOUTH HAWKS

Head Coach: King Rice (7th season at Monmouth)
Record at Monmouth: 108-94 // Career Record: 108-94
Hawks Record: 2-2 (0-0 MAAC)

MEDIA COVERAGE



PxP // Canio Costanzo
Analyst // Matt Stradley



PxP // Eddy Occhipinti
Analyst // Josh James

HAWKS QUICK NOTES

LAST GAME: STARTERS

POS.	#	NAME	CLASS	Ht.	Wt.	NOTES
G	23	Austin Tilghman	Sr.	6'1"	230	Career-best eight assists in win at Lehigh
G	10	Micah Seaborn	R-Jr.	6'5"	195	Preseason All-MAAC First Team unanimous selection
G	24	Louie Pillari	R-So.	6'6"	200	Three triples, season-high 14 points at UVA
F	4	Mustapha Traore	R-So.	6'8"	210	Made first career start at Virginia
C	32	Diago Quinn	Jr.	6'9"	255	Two of three career double-digit games have come this season

LAST GAME: OFF THE BENCH

G	0	Ray Salnave	R-Fr.	6'3"	205	First double-figure game vs. Lehigh
F	1	Pierre Sarr	Jr.	6'5"	195	Started first three games this season
F	2	Melik Martin	Fr.	6'6"	200	True freshman; 8 rebounds, 7 in 1st half in debut
G	3	Deion Hammond	Fr.	6'4"	200	True freshman; 30 points in opening weekend
G	5	Nick Rutherford	Jr.	6'3"	185	Transfer from FAU; will redshirt this season
G	11	George Papas	Fr.	6'5"	175	True freshman; 3 triples off bench
G	13	Marcus McClary	Fr.	6'3"	195	True freshman; Saw first action vs. Bucknell
G	15	Dan Pillari	Sr.	5'10"	170	One of two true seniors on the roster
C	33	Zac Tillman	5-Sr.	6'10"	280	Redshirted last season as a true senior
C	44	Sam Ibiezugbe	So.	6'11"	255	Career-high 8 points on 4-5 FG at UVA

FOLLOW MONMOUTH BASKETBALL

FACEBOOK // **MONMOUTH BASKETBALL**

TWITTER // **@MONMOUTHBBALL**

INSTAGRAM // **@MONMOUTHMENSBBALL**

SNAPCHAT // **@MUHAWKS**

MORE ON TONIGHT'S MATCHUP

SCOUTING THE BULLDOGS

UNC Asheville enters the game 2-2, with wins over Lees McRae and Austin Peay in overtime. The Bulldogs also fell by three at SEC-member Vanderbilt. They are led by MaCio Teague's 16.3 points per game.

HEAD COACH NICK MCDEVITT

McDevitt is a UNC Asheville graduate and in his fifth season leading his alma mater. He has 77 wins to his credit and was named the 2017 Big South Coach of the Year.

HAWKS ON THE ROAD

Monmouth wraps up a four-game road trip in Asheville, NC. MU has posted a 26-11 mark on the road in the last two seasons, including 12 wins last year. The Hawks are currently 1-2 on this road swing, with a win over Lehigh and two high-major losses at #23 Seton Hall and Virginia.

BULLDOGS AT HOME

UNC Asheville has played just once at home this year, a win over Division II Lees McRae. Last season, the Bulldogs were an impressive 13-1 at Kimmel Arena.

MU VS. THE BIG SOUTH

-Against current members of the Big South, Monmouth is 1-1 all time.

-Monmouth has only ever played Campbell as a Big South member since going DI in 1983-84.

-Both games vs. Campbell came in December 1983.

BIG SOUTH CONNECTION

Monmouth is an associate member of the Big South in football, recently finishing second in the league and earning an at-large bid to the FCS playoffs for the first time in program history. MU will play at Northern Iowa in the first round this Saturday at 5:00 p.m.

ALL-TIME SERIES

FIRST MEETING (DI)

LAST MEETING: N/A

Monmouth and UNC Asheville have never met in men's basketball competition at the Division I level. However, in 1969, Monmouth took on the school, formerly known as Asheville-Biltmore, in the NAIA National Tournament. Monmouth won the game 115-81.

LAST TIME OUT

Virginia 73, Monmouth 53

November 19, 2017

Monmouth men's basketball was defeated by the University of Virginia at John Paul Jones Arena on Sunday afternoon, 73-53.

Louie Pillari led Monmouth with 14 points, while DeAndre Hunter netted a game-high 23 for the Cavaliers. Monmouth was outscored by just two in the second half, and went on an 11-2 run capped by Deion Hammond hitting a wing three to cut the score to 66-50. Virginia's largest lead was 26, which MU trimmed to 10 in the latter stages. The Hawks jumped to a 15-8 lead thanks to five straight points, including a three from Pillari into the under-12 media timeout. DeAndre Hunter led the Cavaliers back, making four consecutive jumpers and five of six shots overall for UVA. Hunter's run ignited a 31-6 stretch to close the half with a 39-21 advantage.

NOTES

- Mustapha Traore made his first career start.
 - Monmouth has now used three different starting lineups in four games.
 - Seven different Hawks have started at least one game to this point.
 - Sam Ibiezugbe checked in at the 6:17 mark of the opening half, his first action of 2017-18.
 - Louie Pillari became the fourth different Hawk to lead the team in scoring, coming two points shy of a career best with 14.
 - For the third time in four career contests, Deion Hammond reached double digits (12 points).
 - The attendance at John Paul Jones Arena was 13,472, the largest crowd MU has seen since last December 28 at North Carolina.
 - King Rice has scheduled an ACC opponent in all but two seasons since taking over at Monmouth.
- ### NUMBERS CRUNCH
- Ibiezugbe netted a career-best eight points on 4-5 shooting, all in the second half.
 - Ray Salnave scored seven points, five from the line, all coming in the second half.
 - MU held UVA to an identical 2-of-7 (28.6%) in each half from three.
 - Traore, making his first start, tied for the team high with six boards.

17-18 MAAC STANDINGS

Team	Overall	MAAC
1. Rider	3-1	0-0
2. Fairfield	2-1	0-0
3. Manhattan	2-1	0-0
4. Monmouth	2-2	0-0
5. Canisius	1-2	0-0
6. Niagara	1-2	0-0
7. Saint Peter's	1-3	0-0
8. Iona	1-4	0-0
9. Quinnipiac	1-4	0-0
10. Marist	0-3	0-0
11. Siena	0-4	0-0

2017-18 MONMOUTH ROSTER

NUMERICAL

No.	Name	Class	Position	Height	Weight	Hometown/High School [Last School]
0	Ray Salnave	R-Fr.	G	6-3	205	Elmont, NY/Benjamin N. Cardozo
1	Pierre Sarr	Jr.	F	6-8	195	Dakar, Senegal/Roselle Catholic
2	Melik Martin	Fr.	F	6-6	200	York, PA/York Catholic
3	Deion Hammond	Fr.	G	6-4	200	Mitchellville, MD/Riverdale Baptist School
4	Mustapha Traore	R-So.	F	6-8	210	Philadelphia, PA/The Phelps School
5	Nick Rutherford	Jr.	G	6-3	185	Indianapolis, IN/Allen
10	Micah Seaborn	R-Jr.	G	6-5	195	Fort Worth, TX/Prime Prep
11	George Papas	Fr.	G	6-5	175	Jersey City, NJ/Union Catholic
13	Marcus McClary	Fr.	G	6-3	195	Linden, NJ/The Patrick School
15	Daniel Pillari	Sr.	G	5-10	170	Oceanport, NJ/Shore Regional
23	Austin Tilghman	Sr.	G	6-1	230	Wilmington, DE/Archbishop Carroll [PA]
24	Louie Pillari	R-So.	G	6-6	200	Tinton Falls, NJ/Christian Brothers Academy
32	Diago Quinn	Jr.	C	6-10	255	New York, NY/Lake Forest Academy [IL]
33	Zac Tillman	5-Sr.	C	6-10	280	Yeadon, PA/Shipleigh School
44	Sam Ibiezugbe	So.	C	6-10	245	Simsbury, CT/The Masters School

ALPHABETICAL

No.	Name	Class	Position	Height	Weight	Hometown/High School [Last School]
3	Deion Hammond	Fr.	G	6-4	200	Mitchellville, MD/Riverdale Baptist School
44	Sam Ibiezugbe	So.	C	6-11	245	Simsbury, CT/The Masters School
2	Melik Martin	Fr.	F	6-6	200	York, PA/York Catholic
13	Marcus McClary	Fr.	G	6-3	195	Linden, NJ/The Patrick School
15	Daniel Pillari	Sr.	G	5-10	170	Oceanport, NJ/Shore Regional
24	Louie Pillari	R-So.	G	6-6	200	Tinton Falls, NJ/Christian Brothers Academy
11	George Papas	Fr.	G	6-5	175	Jersey City, NJ/Union Catholic
32	Diago Quinn	Jr.	C	6-10	255	New York, NY/Lake Forest Academy [IL]
5	Nick Rutherford	Jr.	G	6-3	185	Indianapolis, IN/Allen
0	Ray Salnave	R-Fr.	G	6-3	205	Elmont, NY/Benjamin N. Cardozo
1	Pierre Sarr	Jr.	F	6-8	195	Dakar, Senegal/Roselle Catholic
10	Micah Seaborn	R-Jr.	G	6-5	195	Fort Worth, TX/Prime Prep
23	Austin Tilghman	Sr.	G	6-1	225	Wilmington, DE/Archbishop Carroll [PA]
33	Zac Tillman	5-Sr.	C	6-10	280	Yeadon, PA/Shipleigh School
4	Mustapha Traore	R-So.	F	6-8	210	Philadelphia, PA/The Phelps School

PRONUNCIATION GUIDE

#0 Ray Salnave	Sal-nayve
#4 Mustapha Traore	Tray-or
#11 George Papas	Pap-iss
#15 Daniel Pillari/#24 Louie Pillari	Pill-are-ee
#23 Austin Tilghman	Tillman
#32 Diago Quinn	Said like "Diego"
#44 Sam Ibiezugbe	Ibiza-bay

Head Coach: King Rice (North Carolina, 1992) - 7th season at Monmouth

Assistant Coaches: Rick Callahan (Salem College, 1980) - 7th season at Monmouth, Duane Woodward (Boston College, 1998) - 4th season at Monmouth, Jamal Meeks (Indiana, 1992) - 3rd season at Monmouth

Director of Operations: Anthony Molisso (East Carolina, 2015) - 1st season at Monmouth

Special Assistant to the Head Coach: Brian Stafman (Syracuse, 2012) - 1st season at Monmouth

Athletic Trainer: Vanessa Sweeney, A.T.C.

2017-18 Monmouth Basketball Roster Breakdown

By Class

Seniors (3): D. Pillari, Tilghman, Tillman
Juniors (4): Quinn, Rutherford, Sarr, Seaborn
Sophomores (3): Ibiezugbe, L. Pillari, Traore
Freshmen (5): Hammond, Martin, McClary, Papas, Salnave

By Location

New Jersey (4): McClary, Papas, D. Pillari, L. Pillari
Pennsylvania (3): Martin, Tillman, Traore
New York (2): Quinn, Salnave
Delaware (1): Tilghman
Senegal (1): Sarr
Connecticut (1): Ibiezugbe
Texas (1): Seaborn
Maryland (1): Hammond
Indiana (1): Rutherford

By Position


Guard (9): Hammond, McClary, Papas, D. Pillari, L. Pillari, Rutherford, Salnave, Seaborn, Tilghman
Forward (4): Martin, Quinn, Sarr, Traore
Center (2): Ibiezugbe, Tillman

2017-18 BROADCAST SPOT CHART




0

Ray Salnave
R-Fr., G, 6-3, 205
Elmont, NY



1

Pierre Sarr Jr., F, 6-8, 195
Dakar, Senegal



2

Melik Martin
Fr., F, 6-6, 200
York, PA



3

Deion Hammond
Fr., G, 6-4, 200
Mitchellville, MD



4

Mustapha Traore
R-So., F, 6-8, 210
Fort Worth, TX



5

Nick Rutherford Jr., G, 6-3, 185
Indianapolis, IN



10

Micah Seaborn
R-Jr., G, 6-5, 195
Fort Worth, TX



11

George Papas
Fr., G, 6-5, 175
Jersey City, NJ



13

Marcus McClary
Fr., G, 6-3, 195
Linden, NJ



15

Dan Pillari
Sr., G, 5-10, 170
Oceanport, NJ



23

Austin Tilghman
Sr., G, 6-1, 230
Tinton Falls, NJ



24

Louie Pillari
R-So., G, 6-6, 200
Glenville, NY



32

Diago Quinn Jr., C, 6-9, 255
New York City, NY



33

Zac Tillman
5-Sr., C, 6-10, 280
Yeadon, PA



44

Sam Ibiezugbe
So., C, 6-11, 245
Simsbury, CT

2017-18 COACHING STAFF



King Rice
Head Coach
Seventh Season
North Carolina, 1992




Rick Callahan
Assistant Coach
Seventh Season
Salem College, 1980




Duane Woodward
Assistant Coach
Fourth Season
Boston College, 1998



Jamal Meeks
Assistant Coach
Third Season
Indiana, 1992



Anthony Molisso
Director of Operations
First Season
East Carolina, 2015



Brian Stafman
Special Asst. to Head Coach
First Season
Syracuse, 2012

MONMOUTH NOTES

HAMMOND STAYS HOT

Deion Hammond has gone into double figures in three of the first four games of his collegiate career, finishing with 12 points at Virginia. He became the first Monmouth freshman to score 30 points in his first two games under King Rice, topping Micah Seaborn's 28 points in 2015-16. Ed Waite also scored 28 points in his first two games prior to Rice's tenure in 2009. At Seton Hall, he became the first Hawk to lead Monmouth in scoring in a game as a true freshman since Josh James on February 22, 2014 against Saint Peter's.

GETTING TO THE LINE

Monmouth ranks 36th nationally through four games in free throws made with 75, and 42nd in the country in free throw attempts with 42. MU has opened the season shooting over 73% from the line, led by Micah Seaborn at 84.2% (16-19).

SPREADING THE STARTS

Every Hawk that is older than a true freshman, with the exception of Sam Ibiezugbe and Dan Pillari, has now made a career start after Mustapha Traore was inserted into the starting five for the first time on Sunday. Seven different Hawks have now made starts through four games.

BIG SECOND HALF FOR IBIEZUGBE

After not seeing action through the first three games, Sam Ibiezugbe checked in late in the first half at Virginia and put home a career-high eight points in the second, going 4-for-5 from the floor. The big man also contributed three boards in his 14 minutes.

HAWKS AGAINST RETURNING SCORING DUOS

Monmouth will compete against three of the top 13 returning scoring duos this season, already having played Seton Hall's Khadeen Carrington and Desi Rodriguez. UNC Asheville returns Ahmad Thomas and MaCio Teague, who averaged 33.4 points per game combined last season. In league play, Monmouth will twice see Niagara's pair of Matt Scott and Kahlil Dukes at 32.5 points per contest.

HITTING THE GLASS

Monmouth outrebounded Lehigh by a whopping 53-24 margin, with the +29 being Monmouth's largest rebounding advantage in the King Rice era. The next closest was +26 in Monmouth's win over Fairfield last 1/22, with MU snagging 57 caroms in that contest.

WHAT A START FOR QUINN

Diago Quinn turned in a breakout performance in the inaugural game of his junior year, netting a career-high 16 points including a highlight reel dunk with 4:09 remaining. Quinn followed that up with another double digit game, just the third of his career and second in three games, in the win at Lehigh. He dunked twice and hit a career-best seven field goals, helping MU move to 2-1 on the season.

TRAORE DOING A LOT WITH A LITTLE

Mustapha Traore made an impact in the win over Lehigh despite playing 10 minutes on the night. He scored four points on a perfect 2-2 FG, but more importantly grabbed five rebounds. Four of those boards came in the final two minutes of the first half. He made his first start at Virginia, playing 17 minutes.

BENCH SCORING

Monmouth has outscored their opponents off the bench in three of four games to this point of the season, including a 39-7 count at Seton Hall. MU also has seen a freshmen work into double figures after not starting in each game this year, with Deion Hammond doing so twice and Ray Salnave scoring 10 points at Lehigh.

HIGH-MAJORS IN THE EARLY SEASON

For the sixth time in seven seasons since taking over as head coach, King Rice has opened the season with a 1-1 record. In five of those years, including four in a row, the loss has come at the hands of a high-major program: 2017, Seton Hall; 2016, South Carolina; 2015, Southern California; 2014, West Virginia; 2012, Notre Dame.

SEABORN TAKES OVER

Micah Seaborn claimed his first career double-double in the season opener, going for 21 points and 10 rebounds, a career-high in boards. Seaborn knocked in the game-winning foul shots with five seconds remaining to put MU up to stay, and shot 5-11 on the night while going 10-13 from the foul line with three assists and a steal. He continued with a 16-point effort on Saturday at Seton Hall, one of two Hawks to find double figures in the first two games (Deion Hammond). Seaborn has gone into doubles in all three contests.

TIME FOR THE YOUTH

Freshman Melik Martin, who did not sign with Monmouth until this past August, turned in an eight-rebound game on opening night, playing 18 minutes in the win. He snagged seven caroms in the first half, and his final board came on the final shot of the night, a rebound he grabbed and held as time expired to secure the win. Alongside Deion Hammond's back-to-back double figure efforts, George Papas has knocked down three triples and scored 11 points in the last two games and Martin went for six points and four rebounds at Lehigh.

MONMOUTH NOTES

MAAC PRESEASON

Micah Seaborn was Monmouth's lone Preseason All-MAAC selection, and was one of two unanimous choices to the MAAC Preseason First Team. Seaborn was a Preseason Second Team choice last year before ending his redshirt sophomore campaign on the First Team. Monmouth was chosen third in the MAAC Preseason Coaches Poll. The Hawks have never finished lower than projected in the preseason poll, with 2016-17 coming as the only year MU did not finish higher as the Blue and White were selected first in the poll and ended up winning the regular season crown.

WHAT THE HAWKS LOST

Monmouth graduated 61.9 percent of its scoring from last season with the loss of five seniors. Justin Robinson completed a famed career as the two-time MAAC Player of the Year and finished up as the school's all-time leading Division I scorer, netting 2,003 points. Je'lon Hornbeak graduated after two strong seasons, and Chris Brady closed atop MU's charts in blocks and rebounding. Josh James, a two-year captain and 500+ point scorer, joined Collin Stewart, a 700+ point career scorer, in closing out their time in the Blue and White.

WHAT THE HAWKS BRING BACK

Monmouth returns 1,050 of the 2,761 points the team scored last season, meaning that Monmouth brings back 38.1% of its scoring from 2016-17. The Hawks graduated four of their top six leading scorers from a season ago, and their top four rebounders. Micah Seaborn's 13.2 points per game is the highest returning, while Austin Tilghman's 3.2 rebounds per contest are the top coming back.

INCREASING CONFERENCE WINS

Monmouth is one of just three teams in the nation to equal or improve its conference win total in five straight seasons. The Hawks won five games two seasons in a row before improving by eight games to 13, and won 17 and 18 MAAC games respectively the last two seasons. Navy has increased in five straight seasons (0-2-4-8-9-10), as has South Carolina (2-4-5-6-11-12). With the MAAC moving to 18 league games this season, it will be impossible for MU to top last year's 18-win total.

HAWKS IN THE PROS

Several Hawks that played collegiately for King Rice are playing basketball professionally, with three more players joining the pro ranks this offseason. Justin Robinson is playing for Avtodor Saratov in the VTB United League in Russia, while Chris Brady joined Hebeisen White Wings Hanau, a ProA Division Team in Germany. Max DiLeo recently joined Rhein Stars Koeln and was named a team captain. Brady and DiLeo compete in the same league and will play against each other in Germany on November 26th. Deon Jones switched teams in Japan over the summer, and now competes for the Fukushima Firebonds after a season with Earthfriends Tokyo Z. Je'lon Hornbeak earned a training camp contract in October for the Fort Wayne Mad Ants, the NBA G-League affiliate of the Indiana Pacers. On Friday, 11/10, Hornbeak netted 18 points to help the Mad Ants over Toronto.

RUTTY SIGNS WITH THE HAWKS

On Wednesday, 11/8, Monmouth and King Rice inked 2018 forward Nikkei Ruty to a National Letter of Intent. Ruty is a 6'8" forward from the Trinity-Pawling and played his AAU competition with the PSA Cardinals. He has averaged 14 points, 12 rebounds and three assists per game to this point in his career. The forward has earned All-Tristate Second Team honors in addition to All New England Honorable Mention. As a junior, Ruty posted nine games with double digit rebounds, highlighted by a 19-rebound game against Taft and a 16-rebound night vs. Hotchkiss in the next game. He also posted 11 rebounds and five blocks against Berkshire.

DEPTH FOR THE BLUE AND WHITE

Though Monmouth returns only two players (Seaborn, Tilghman) that played more than 11.5 minutes per game last season, King Rice went to 12 players in the season's opening weekend. That number increased to 14 at Virginia, with Sam Ibiezugbe and Dan Pillari seeing their first minutes of the season.

RICE COACHES WITH THE USA

Over the summer, Monmouth Head Coach King Rice went to Colorado Springs to assist the USA Basketball Men's U19 World Cup Team as a court coach. The training camp took place in June at the United States Olympic Training Center. He joined John Calipari (Kentucky), Tad Boyle (Colorado), Danny Manning (Wake Forest), Matt Painter (Purdue), and Ed Cooley (Providence) on the U19 staff.

STAFF CHANGES

King Rice had a few changes on his coaching staff during the offseason, with former assistant coach Sam Ferry moving on to the University of Pittsburgh. Jamal Meeks was moved from Director of Basketball Operations to assistant coach, while Anthony Molisso went from graduate assistant to Director of Operations. Another former graduate assistant, Brian Stafman, took on the role of Special Assistant to the Head Coach.

HEAD COACH KING RICE • North Carolina, 1992 • 7th Season • 108-94 Overall • MAAC: 53-27



King Rice enters his seventh season on the Monmouth sideline in 2017-18, coming off a 55-15 record across the last two seasons and back-to-back MAAC Coach of the Year honors. Rice comes off a MAAC record 18 league triumphs and set school records in regular season wins with 26 and consecutive victories with 17.

With his second straight conference Coach of the Year honor, Rice became just the third coach in MAAC history to repeat and the second to do it outright, joining former Iona coach Tim Welsh and ex-LaSalle head man Speedy Morris. Rice secured a second consecutive regular season title and the top seed in the MAAC Tournament, coaching the Hawks to a National Invitation Tournament for the second time. He also earned his second straight NABC District I Coach of the Year accolade, the first MU coach to do so.

Rice mentored Justin Robinson to a second straight MAAC Player of the Year and third All-MAAC First Team, as well as being named the Lou Henson National Mid-Major Player of the Year. Robinson graduated as the school's all-time leading scorer at the Division I level and became the second 2,000-point scorer in MU history.

He also coached his second MAAC Sixth Man of the Year in three years in guard Austin Tilghman, and a second straight all-league selection for Micah Seaborn, who was named First Team. MU won 17 straight games, including 16 straight to end the regular season, not losing after January 2. He secured a comeback win at Memphis in December, as well as a win over eventual Ivy champion Princeton at home.

In seven years in West Long Branch, Rice has now graduated 21 of 21 seniors after seven completed their degrees in May 2017. Following the season, Monmouth men's basketball was one of 44 programs recognized across the nation in men's hoops for its multiyear Academic Progress Rate (APR) and received the NCAA's APR Public Recognition Award. Monmouth was the only school in the Metro Atlantic Athletic Conference as well as one of just three teams in the state of New Jersey. Rice's team has earned this recognition in back-to-back seasons.

In 2015-16, leading the Hawks to a program best 28 wins and a top seed in the National Invitation Tournament, as well as wins over five high-major programs. He coached the Hawks to the MAAC regular season title with a 17-3 league mark, collecting MAAC Coach of the Year honors in addition to being named John McLendon National Coach of the Year. Rice picked up ECAC and NABC District I Coach of the Year accolades as well, while being named a finalist for the Ben Jobe Award.

Rice posted 17 league victories, including an 11-2 mark at home and a nation-leading 13 road tallies and 17 wins away from home, including neutral site wins. He secured Monmouth's first regular season title in 11 years and the top seed in the conference tournament while knocking off the program's first-ever ranked opponent in No. 17 Notre Dame on Thanksgiving night as well as wins at UCLA, Georgetown and Rutgers and a neutral site victory over Southern California. The Blue and White also notched its first national postseason win since 2006 and the first ever at home, topping Bucknell in the opening round of the NIT.

In his fifth season in West Long Branch, Rice mentored MAAC Player of the Year Justin Robinson and league Rookie of the Year Micah Seaborn, both of whom were all-conference selections along with senior Deon Jones. Robinson earned multiple national awards while setting the single-season scoring record under Rice's tutelage.

Rice, who was named a finalist for the 2015 Ben Jobe National Coach of the Year Award, led the Hawks to an 18-15 overall record in 2014-15 and a 13-7 mark in Metro Atlantic Athletic Conference action, which resulted in the No. 4 seed in the league postseason. The Hawks, who advanced to the conference semifinals in just their second season in the league, put a pair of guards on all-conference teams and held 26 of their opponents to 70 points or less.

Rice was named the head men's basketball coach at Monmouth University on March 30, 2011, and became the fifth head coach in the history of the Monmouth men's basketball program.

A native of Binghamton, N.Y. and a 1992 graduate of North Carolina, Rice had 13 seasons of experience in the collegiate coaching ranks, 10 of which came with current Pittsburgh head coach Kevin Stallings. For the previous five seasons before joining the Hawks, Rice was an assistant coach at Vanderbilt under Stallings, where the Commodores made the NCAA Tournament four of those years out of the Southeastern Conference.

Rice served as an assistant to Stallings for five seasons at Illinois State from 1994-98, helping the Redbirds advance to postseason play four times, including two appearances in the NCAA Tournament. Rice helped spearhead recruiting efforts and was noted for his solid relationships with players.

Prior to his stint in Normal, Ill., Rice began his coaching career as an assistant on Jerry Green's Oregon staff during the 1993 campaign. Following his five seasons with Stallings at Illinois State, Rice was an assistant for two years (1999-2000) at Providence under Tim Welsh.

As a point guard at North Carolina from 1988-91, Rice played for legendary coach Dean Smith, helping the Tar Heels to a 29-6 overall mark and appearance at the 1991 NCAA Final Four. He finished his career ranked third on the Tar Heels' all-time assist list with 629, and that mark ranks 11th all-time in Atlantic Coast Conference annals. Rice, who was a team captain in 1990-91 alongside Pete Chilcutt and Rick Fox, earned North Carolina's Carmichael-Cobb Award (team's outstanding defensive player) as a junior, and as a senior was tabbed the Foy Roberson Award recipient as the team's Most Inspirational Player.

Rice, who played in 140 career games for the Tar Heels and once had 13 assists in a single-game versus Kentucky, earned his bachelor's degree in communications from North Carolina in 1992.

Rice also served as head coach of the Bahamian National team for three seasons from 2001-2004.

PROFESSIONAL COACHING EXPERIENCE

2011-Present: Head Coach, Monmouth University (West Long Branch, N.J.)

2006-2011: Assistant Coach, Vanderbilt University (Nashville, Tenn.)

2001-2004: Head Coach, Bahamian National Team

1999-2000: Assistant Coach, Providence College (Providence, R.I.)

1993-1998: Assistant Coach, Illinois State University (Normal, Ill.)

1992-1993: Assistant Coach, University of Oregon (Eugene, Ore.)

NCAA POSTSEASON APPEARANCES

As an assistant coach (8):

NCAA (Illinois State 1997, 1998, Vanderbilt 2007, 2008, 2010, 2011)

NIT (Illinois State 1995, 1996)

As a player (4):

NCAA Tournament Sweet 16 (North Carolina 1988, 1989, 1990, 1991 [Final Four])

ACC Tournament Championship Teams (1989, 1991)

As a head coach (2):

NIT (Monmouth, 2016, 2017)

Rice Year-by-Year

Year	Overall	Conf.	Notes
2011-12	12-20	10-8	NEC Tournament
2012-13	10-21	5-13	
2013-14	11-21	5-15	MAAC Tournament
2014-15	18-15	13-7	MAAC Tournament semis
2015-16	28-8	17-3	MAAC Reg. Season title
2016-17	27-7	18-2	MAAC Reg. Season title
2017-18	2-2	0-0	
Career Record: 108-94 (7th season)			
Career MAAC Record: 53-27 (4th season)			

Rice All-Time Opponents

Albany	0-1
Army West Point	1-1
Bethune-Cookman	1-0
Binghamton	2-0
Brown	0-1
Bryant	1-1
Bucknell	2-0
Canisius	7-2
Central Connecticut	2-1
Cornell	2-0
Dayton	0-1
Drexel	2-0
Fairfield	8-1
Fairleigh Dickinson	4-0
Fordham	2-2
George Mason	0-1
George Washington	0-1
Georgetown	1-0
Georgia State	0-1
Harvard	0-1
Hofstra	2-0
Holy Cross	1-0
Iona	4-6
Lafayette	1-1
Lehigh	1-0
LIU Brooklyn	1-3
Manhattan	3-5
Marist	6-2
Maryland	0-2
Memphis	1-0
Mississippi Valley State	1-0
Mount St. Mary's	2-2
Navy	1-1
Niagara	9-0
North Carolina	0-2
North Carolina A&T	1-0
Notre Dame	1-1
Ole Miss	0-1
Penn	1-1
Penn State	0-1
Princeton	1-0
Quinnipiac	4-6
Rider	5-7
Robert Morris	0-5
Rutgers	1-2
Sacred Heart	1-1
Saint Francis	2-2
Saint Peter's	4-4
Seton Hall	0-2
Siena	7-2
SMU	0-1
South Alabama	1-0
South Carolina	0-1
South Carolina State	1-0
St. Francis Brooklyn	4-2
St. John's	0-1
Syracuse	0-2
Tennessee State	1-0
Towson	0-1
UCLA	1-0
USC	1-1
Vanderbilt	0-1
Villanova	0-2
Virginia	0-1
Virginia Tech	0-1
Wagner	3-5
West Virginia	0-1
ALL-TIME	108-94

MONMOUTH HIGHS AND LOWS

		Monmouth	Opponents
Points 1st Half	High Low	41 vs. Bucknell (11/10/17) 21 at Virginia (11/19/17)	48, Seton Hall (11/12/17) 28, Lehigh (11/14/17)
Points 2nd Half	High Low	47 at Lehigh (11/14/17) 32 at Virginia (11/19/17)	47, Bucknell (11/10/17) 27, Seton Hall (11/12/17)
Total Points	High Low	80 at Lehigh (11/14/17) 53 at Virginia (11/19/17)	78, Bucknell (11/10/17) 72, Lehigh (11/14/17)
FG Made	High Low	29 at Lehigh (11/14/17) 16 at Virginia (11/19/17)	30, Seton Hall (11/12/17) 26, Virginia (11/19/17)
FG Attempted	High Low	56 at Lehigh (11/14/17) 43 at Seton Hall (11/12/17)	69, Seton Hall (11/12/17) 50, Virginia (11/19/17)
FG Percentage	High Low	51.8 at Lehigh (11/14/17) 33.3 at Virginia (11/19/17)	52.0, Virginia (11/19/17) 38.8, Lehigh (11/14/17)
3-Pt. FG Made	High Low	8 at Lehigh (11/14/17) 5 vs. Bucknell (11/10/17)	13, Bucknell (11/10/17) 4, Virginia (11/19/17)
3-Pt. FG Att.	High Low	22 at Lehigh (11/14/17) 12 vs. Bucknell (11/10/17)	33, Bucknell (11/10/17) 14, Virginia (11/19/17)
3-Pt. FG Pct.	High Low	43.8 at Seton Hall (11/12/17) 28.6 at Lehigh (11/19/17)	39.4, Bucknell (11/10/17) 27.6, Lehigh (11/14/17)
FT Made	High Low	24 vs. Bucknell (11/10/17) 14 at Lehigh (11/14/17)	17, Virginia (11/19/17) 7, Bucknell (11/10/17)
FT Attempted	High Low	30 vs. Bucknell (11/10/17) 23, two times; last at Virginia (11/19/17)	24, Lehigh (11/14/17) 16, Seton Hall (11/12/17)
FT Percentage	High Low	84.6 at Seton Hall (11/12/17) 60.9 at Lehigh (11/14/17)	81.0, Virginia (11/19/17) 41.2, Bucknell (11/10/17)
Off. Rebounds	High Low	12 at Lehigh (11/14/17) 5, twice; last at Seton Hall (11/12/17)	19, Seton Hall (11/12/17) 6, twice; last Virginia (11/19/17)
Def. Rebounds	High Low	41 at Lehigh (11/14/17) 18 at Virginia (11/19/17)	29, Virginia (11/19/17) 18, Lehigh (11/14/17)
Total Rebounds	High Low	53 Lehigh (11/14/17) 28 at Virginia (11/19/17)	40, Seton Hall (11/12/17) 24, Lehigh (11/14/17)
Assists	High	16 at Lehigh (11/14/17)	17, Bucknell (11/10/17)
Blocked Shots	High	4, twice; last at Seton Hall (11/12/17)	5, Virginia (11/19/17)
Steals	High	4, twice; last at Seton Hall (11/12/17)	10, Lehigh (11/14/17)
Turnovers	High Low	27 at Lehigh (11/14/17) 13 vs. Bucknell (11/10/17)	13, Seton Hall (11/12/17) 8, two times; last Virginia (11/19/17)

MONMOUTH INDIVIDUAL HIGHS/LOWS

Individual Highs

Points
Points by a Non-Starter
Field Goals Made
Field Goals Attempted
Free Throws Made
Free Throws Attempted
Free Throw Pct. (min 6)
3-Pt. FG Made
3-Pt. FG Attempted
Rebounds
Blocked Shots
Assists
Steals

Monmouth

21, Micah Seaborn vs. Bucknell (11/10/17)
17, Deion Hammond at Seton Hall (11/12/17)
7, Diago Quinn at Lehigh (11/14/17)
12, Micah Seaborn at Lehigh (11/14/17)
10, Micah Seaborn vs. Bucknell (11/10/17)
13, Micah Seaborn vs. Bucknell (11/10/17)
100.0 (6-6), Micah Seaborn at Seton Hall (11/12/17)
3, three times; last Louie Pillari at Virginia (11/19/17)
7, Deion Hammond at Virginia (11/19/17)
10, Micah Seaborn vs. Bucknell (11/10/17)
1, four players, twice; last at Seton Hall (11/12/17)
8, Austin Tilghman at Lehigh (11/14/17)
2, Pierre Sarr vs. Bucknell (11/10/17)

Opponents

31, Zach Thomas, Bucknell (11/10/17)
23, DeAndre Hunter, Virginia (11/19/17)
12, Zach Thomas, Bucknell (11/10/17)
23, Zach Thomas, Bucknell (11/10/17)
6, DeAndre Hunter, Virginia (11/19/17)
8, Zach Thomas, Bucknell (11/10/17)
85.7 (6-7), DeAndre Hunter, Virginia (11/19/17)
5, Zach Thomas, Bucknell (11/10/17)
11, Zach Thomas, Bucknell (11/10/17)
16, Zach Thomas, Bucknell (11/10/17)
3, Jay Huff, Virginia (11/19/17)
6, Stephen Brown, Bucknell (11/10/17)
6, Kahron Ross, Lehigh (11/14/17)

MONMOUTH STARTING LINEUPS

DATE	OPPONENT	RESULT	GUARD	GUARD	GUARD	FORWARD	CENTER
11.10	Bucknell	W, 79-78	Salnave	Seaborn	L. Pillari	Sarr	Quinn
11.12	at Seton Hall	L, 65-75	Tilghman	Seaborn	L. Pillari	Sarr	Quinn
11.14	at Lehigh	W, 80-72	Tilghman	Seaborn	L. Pillari	Sarr	Quinn
11.19	at Virginia	L, 53-73	Tilghman	Seaborn	L. Pillari	Traore	Quinn

Monmouth's 2017-18 Record When...

Plays at home	1-0	Plays in November	2-2
Plays on the road	1-2	Plays in December	0-0
Plays at neutral site	0-0	Plays in January	0-0
Games following win	0-2	Plays in February	0-0
Games following loss	1-0	Plays in March	0-0
Leads at half	2-0	Plays during the day	0-2
Trails at half	0-2	Plays at night	2-0
Tied at half	0-0	Plays on Sunday	0-2
Overtime games	0-0	Plays on Monday	0-0
Shoots 50% or higher	1-0	Plays on Tuesday	1-0
Shoots less than 50%	1-2	Plays on Wednesday	0-0
Opp. shoots 50% or less	2-1	Plays on Thursday	0-0
Shoots better than opp	2-0	Plays on Friday	1-0
Shoots worse than opp	0-2	Plays on Saturday	0-0
Outrebounds opponent	1-0	Margin is 5 pts or less	1-0
Is outrebounded	1-2	Margin is 10 pts or less	1-1
Has equal rebounds	0-0	Margin is between 11-20	0-1
More TOs	2-2	Margin is more than 20	0-0
Equal or less TOs than opp	0-0	Has a 20+ scorer	1-0
Equal or more bench pts	2-1	Scores 59 points or less	0-1
Less bench pts	0-1	Scores 60+ points	2-1
Makes 5+ 3-Pt. Shots	2-2	Scores 70+ points	2-0
No MU player fouls out	2-2	Scores 80+ points	1-0
1+ MU player fouls out	0-0	Scores 90+ points	0-0
Has 15+ assists	1-0	Scores 100+ points	0-0

Monmouth Media Services

In-Season Interview Policy: Requests for Coach Rice and Monmouth players must be made at least 24 hours in advance. All interviews must be coordinated through the Monmouth Office of Athletics Communications.

Practice: Practices are open to accredited members of the media with prior arrangements through the Office of Communications. Shooting of video and still photos is limited to the first 20 minutes of each practice unless other arrangements are made through Athletics Communications. Monmouth players are unavailable on gamedays until the post-game press conference.

Post-Game Press Conference: Post-game press conferences begin approximately 10 minutes after the conclusion of each game. A member of the Monmouth Athletics Communications staff will escort Monmouth head coach King Rice and requested players to the media room in the OceanFirst Bank Center. The opposing coach and players (if requested) will also be brought to the media room after Coach Rice.

Media Credentials: Arrangements for media credentials for Monmouth home basketball games must be made through the Monmouth Athletics Communications office. Requests by accredited media members should be submitted through Gary Kowal. Credentials must be requested at least 48 hours prior to requested game.

Social Media: Monmouth Basketball is active on Twitter (@MonmouthBBall), Facebook (Monmouth Basketball), Instagram (@MonmouthMensBball), Snapchat (MUHawks), and YouTube (YouTube.com/MonmouthHawks). Use the hashtag #FlyHawks for social interaction.

Contact: Gary Kowal, Monmouth Athletics Communications
E-mail: gkowal@monmouth.edu **Cell:** 732-861-0741

THE HOME OF THE HAWKS

Prior to the 2016-17 season, the arena formerly known as The MAC was renamed the OceanFirst Bank Center thanks to a naming rights deal with OceanFirst Bank. MU Basketball enters its eighth season in the building after playing previously in Boylan Gymnasium. Monmouth University ushered in a new era in the school's history with the completion and opening of the long anticipated arena in the Fall of 2009. It not only serves the school's 23 Division I Athletics programs, but is also a key asset for the entire University community. The facility features classroom and seminar space and a conference center that can be used for meetings, or be partitioned and used for study hall, clinics or workshops. The gym, which features a state-of-the-art fitness center, is also the location of the Leon Hess Champions' Hall, Monmouth Athletics Hall of Fame and Varsity Club, which will be used for hospitality for Blue/White Club members. Student lounges and study areas with complete wireless Internet access are also available.

The OceanFirst Bank Center, which is connected to Boylan Gym and the Steadman Natatorium, is 153,200 square feet of space for students and the community to utilize in many different capacities. It's most prominent feature is the 4,000 seat arena, which is the nest for the Monmouth men's and women's basketball programs. The arena also features a six-lane, 200-meter indoor track, which can be used for training and competition all year long. A fitness center with state-of-the-art strength and cardiovascular equipment is also housed here.

The arena provides varsity athletes & coaches with meeting facilities, locker rooms, practice and competition facilities & expanded and upgraded amenities. The University Bookstore was also relocated from the Stafford Student Center, which will improve accessibility for commuting students, and the additional square footage will enable the stocking of a greater variety of merchandise.

In the summer of 2011, with funds raised through private donations, Monmouth's varsity athletics weight room was given a \$200,000 overhaul.

Renovations, which began in June and were funded entirely by the generous donations of Monmouth supporters, included a brand new Mondo floor, replaced HVAC system, new lights and a fresh paint job. The aesthetics of the room were improved with MU branded wall decorations.





RAY SALNAVE

R-Freshman • Guard • 6-3 • 205
Elmont, NY • Benjamin N. Cardozo

	2017-18	Career
Games Played	4	4
Games Started	1	1
Double-Doubles	0	0
Double-Digit Scoring Games	1	1
20-Point Scoring Games	0	0

Salnave's Career-Highs

Points	10 at Lehigh, 11/14/17
Rebounds	4 at Lehigh, 11/14/17
Assists	2 at Lehigh, 11/14/17
Blocks	1 vs. Bucknell, 11/10/17
Steals	1 at Seton Hall, 11/12/17
Minutes	19 vs. Bucknell, 11/10/17
FGM	4 at Lehigh, 11/14/17
3FGM	n/a
FTs	5 at Virginia, 11/19/17

2017-18 Game-by-Game

	FG	3FG	FT	REB	PF	TP	A	TO	B	S	Min
vs. Bucknell	* 1-4	0-1	4-4	0-1-1	2	6	0	1	1	0	19
at Seton Hall	2-4	0-0	3-3	0-3-3	4	7	0	2	0	1	14
at Lehigh	3-7	0-2	4-6	0-4-4	4	10	2	5	0	0	16
at Virginia	1-2	0-0	5-8	0-0-0	2	7	1	2	0	0	11

Season-high in ***bold italics***



PIERRE SARR

Junior • Forward • 6-8 • 195
Dakar, Senegal • Roselle Catholic

	2017-18	Career
Games Played	4	60
Games Started	3	7
Double-Doubles	0	0
Double-Digit Scoring Games	0	1
20-Point Scoring Games	0	0

Sarr's Career-Highs

Points	16 at Niagara, 1/14/17
Rebounds	11 vs. Cornell, 11/22/16
Assists	1 • eight times • last vs. Fairfield, 1/22/17
Blocks	1 • six times • last at Seton Hall, 11/12/17
Steals	2 • three times • last vs. Bucknell, 11/10/17
Minutes	23 vs. Army, 12/10/16
FGM	5 at Niagara, 1/14/17
3FGM	1 • six times • last vs. Bucknell, 11/10/17
FTs	5 • two times • last at Niagara, 1/14/17

2017-18 Game-by-Game

	FG	3FG	FT	REB	PF	TP	A	TO	B	S	Min
vs. Bucknell	* 2-3	1-2	0-0	0-1-1	3	5	0	0	0	2	12
at Seton Hall	* 1-2	0-1	0-0	2-2-4	1	2	0	1	1	0	13
at Lehigh	* 1-3	0-1	2-4	1-4-5	1	4	0	3	0	0	15
at Virginia	0-0	0-0	0-0	0-0-0	1	0	0	0	0	0	0+

Season-high in ***bold italics***



MELIK MARTIN

Freshman • Forward • 6-6 • 200
York, PA • York Catholic

	2017-18	Career
Games Played	4	4
Games Started	0	0
Double-Doubles	0	0
Double-Digit Scoring Games	0	0
20-Point Scoring Games	0	0

2

Martin's Career-Highs

Points	6 at Lehigh, 11/14/17
Rebounds	8 vs. Bucknell, 11/10/17
Assists	1 at Seton Hall, 11/12/17
Blocks	1 • two times • last at Seton Hall, 11/12/17
Steals	1 at Seton Hall, 11/12/17
Minutes	19 at Seton Hall, 11/12/17
FGM	2 at Lehigh, 11/14/17
3FGM	1 at Seton Hall, 11/12/17
FTs	2 at Lehigh, 11/14/17

2017-18 Game-by-Game

	FG	3FG	FT	REB	PF	TP	A	TO	B	S	Min
vs. Bucknell	0-0	0-0	0-0	0-8-8	4	0	0	0	1	0	18
at Seton Hall	1-2	1-2	0-0	0-3-3	1	3	1	1	1	1	19
at Lehigh	2-3	0-0	2-4	1-3-4	4	6	0	2	0	0	16
at Virginia	0-2	0-1	0-0	0-1-1	1	0	0	0	0	0	14

Season-high in ***bold italics***



DEION HAMMOND

Freshman • Guard • 6-4 • 200
Mitchellville, MD • Riverdale Baptist

	2017-18	Career
Games Played	4	4
Games Started	0	0
Double-Doubles	0	0
Double-Digit Scoring Games	3	3
20-Point Scoring Games	0	0

3

Hammond's Career-Highs

Points	17 at Seton Hall, 11/12/17
Rebounds	3 • two times • last at Virginia, 11/19/17
Assists	n/a
Blocks	n/a
Steals	1 • two times • last at Virginia, 11/19/17
Minutes	22 at Virginia, 11/19/17
FGM	5 • two times • last at Seton Hall, 11/12/17
3FGM	3 at Seton Hall, 11/12/17
FTs	4 at Seton Hall, 11/12/17

2017-18 Game-by-Game

	FG	3FG	FT	REB	PF	TP	A	TO	B	S	Min
vs. Bucknell	5-8	2-4	1-1	0-1-1	1	13	0	1	0	0	21
at Seton Hall	5-11	3-6	4-5	1-2-3	2	17	0	1	0	1	21
at Lehigh	2-7	2-6	0-2	1-0-1	1	6	0	2	0	0	19
at Virginia	4-9	2-7	2-3	0-3-3	0	12	0	2	0	1	22

Season-high in ***bold italics***



MUSTAPHA TRAORE

RS-Sophomore • Forward • 6-8 • 210
Philadelphia, PA • The Phelps School

	2017-18	Career
Games Played	4	34
Games Started	1	1
Double-Doubles	0	0
Double-Digit Scoring Games	0	0
20-Point Scoring Games	0	0

4

Traore's Career-Highs

Points	6 • three times • last vs. Niagara, 2/16/17
Rebounds	9 vs. Fairfield, 1/22/17
Assists	2 at Lehigh, 11/14/17
Blocks	2 vs. Niagara, 3/3/17
Steals	2 • two times • last vs. Fairfield, 1/22/17
Minutes	18 vs. Fairfield, 1/22/17
FGM	3 vs. Fairfield, 1/22/17
3FGM	n/a
FTs	2 • two times • last vs. Niagara, 2/16/17

2017-18 Game-by-Game

	FG	3FG	FT	REB	PF	TP	A	TO	B	S	Min
vs. Bucknell	0-3	0-1	2-2	0-3-3	2	2	0	0	0	0	6
at Seton Hall	0-0	0-0	1-2	1-2-3	2	1	1	1	0	0	9
at Lehigh	2-2	0-0	0-0	2-3-5	1	4	2	0	1	0	10
at Virginia	0-2	0-0	1-2	3-3-6	3	1	1	0	0	0	17



MICAH SEABORN

RS-Junior • Guard • 6-5 • 195
Fort Worth, TX • Prime Prep Academy

	2017-18	Career
Games Played	4	72
Games Started	4	69
Double-Doubles	1	1
Double-Digit Scoring Games	3	51
20-Point Scoring Games	1	14

10

Seaborn's Career-Highs

Points	26 at Saint Peter's, 2/21/16
Rebounds	10 vs. Bucknell, 11/10/17
Assists	6 • three times • last at Fairfield, 2/21/17
Blocks	2 vs. Iona, 2/19/16
Steals	4 at South Carolina, 11/15/16
Minutes	39 • two times • last at South Carolina, 11/15/16
FGM	10 • two times • last vs. Iona, 1/6/17
3FGM	8 vs. South Carolina State, 11/26/16
FTs	10 • two times • last vs. Manhattan, 1/20/17

2017-18 Game-by-Game

	FG	3FG	FT	REB	PF	TP	A	TO	B	S	Min
vs. Bucknell	* 5-11	1-3	10-13	0-10-10	1	21	3	5	0	1	34
at Seton Hall	* 4-9	2-4	6-6	0-4-4	1	16	1	6	1	1	31
at Lehigh	* 6-12	3-6	0-0	0-7-7	2	15	3	4	0	1	24
at Virginia	* 1-5	0-4	0-0	0-0-0	2	2	1	1	0	1	17

Season-high in ***bold italics***

Season-high in ***bold italics***



GEORGE PAPAS

Freshman • Guard • 6-5 • 175
Jersey City, NJ • Union Catholic

	2017-18	Career
Games Played	4	4
Games Started	0	0
Double-Doubles	0	0
Double-Digit Scoring Games	0	0
20-Point Scoring Games	0	0

11

Papas' Career-Highs

Points	8 vs. Lehigh, 11/14/17
Rebounds	1 at Seton Hall, 11/12/17
Assists	n/a
Blocks	n/a
Steals	1 vs. Bucknell, 11/10/17
Minutes	12 at Lehigh, 11/14/17
FGM	2 at Lehigh, 11/14/17
3FGM	2 at Lehigh, 11/14/17
FTs	2 at Lehigh, 11/14/17

2017-18 Game-by-Game

	FG	3FG	FT	REB	PF	TP	A	TO	B	S	Min
vs. Bucknell	0-0	0-0	0-0	0-0-0	0	0	0	1	0	1	4
at Seton Hall	1-1	1-1	0-0	0-1-1	0	3	0	0	0	0	7
at Lehigh	2-3	2-3	2-2	0-0-0	0	8	0	0	0	0	12
at Virginia	0-4	0-3	0-0	0-0-0	0	0	0	0	0	0	14

Season-high in *bold italics*



MARCUS MCCLARY

Freshman • Guard • 6-3 • 195
Linden, NJ • The Patrick School

	2017-18	Career
Games Played	4	4
Games Started	0	0
Double-Doubles	0	0
Double-Digit Scoring Games	0	0
20-Point Scoring Games	0	0

13

McClary's Career-Highs

Points	3 at Seton Hall, 11/12/17
Rebounds	2 at Seton Hall, 11/12/17
Assists	n/a
Blocks	n/a
Steals	n/a
Minutes	16 at Seton Hall, 11/12/17
FGM	n/a
3FGM	n/a
FTs	3 at Seton Hall, 11/12/17

2017-18 Game-by-Game

	FG	3FG	FT	REB	PF	TP	A	TO	B	S	Min
vs. Bucknell	0-3	0-0	0-0	0-1-1	1	0	0	0	0	0	11
at Seton Hall	0-1	0-0	3-4	0-2-2	3	3	0	0	0	0	16
at Lehigh	0-0	0-0	0-0	0-1-1	1	0	0	0	0	0	11
at Virginia	0-1	0-0	0-0	0-1-1	2	0	0	0	0	0	13

Season-high in *bold italics*



DAN PILLARI

Senior • Guard • 5-10 • 170
Oceanport, NJ • Shore Regional

	2017-18	Career
Games Played	1	51
Games Started	0	0
Double-Doubles	0	0
Double-Digit Scoring Games	0	0
20-Point Scoring Games	0	0

15

Pillari's Career-Highs

Points	7 vs. Siena, 1/18/16
Rebounds	2 at Syracuse, 11/18/16
Assists	1 • three times • last at Marist, 1/30/17
Blocks	none
Steals	1 • three times • last vs. Cornell, 11/22/16
Minutes	11 vs. Fairfield, 1/22/17
FGM	2 vs. Siena, 1/18/16
3FGM	2 vs. Siena, 1/18/16
FTs	3 vs. South Carolina State, 11/26/16

2017-18 Game-by-Game

	FG	3FG	FT	REB	PF	TP	A	TO	B	S	Min
vs. Bucknell				DNP							
at Seton Hall				DNP							
at Lehigh				DNP							
at Virginia	0-0	0-0	0-0	0-0-0	0	0	0	0	0	0	1



AUSTIN TILGHMAN

Senior • Guard • 6-1 • 230
Wilmington, DE • Archbishop Carroll

	2017-18	Career
Games Played	4	106
Games Started	3	4
Double-Doubles	0	0
Double-Digit Scoring Games	0	18
20-Point Scoring Games	0	1

23

Tilghman's Career-Highs

Points	21 vs. Marist, 1/8/17
Rebounds	9 at Iona, 2/26/17
Assists	8 at Lehigh, 11/14/17
Blocks	1 vs. Marist, 2/16/15
Steals	4 at Quinnipiac, 1/28/16
Minutes	29 vs. Marist, 1/8/17
FGM	6 • three times • last vs. Princeton, 12/20/16
3FGM	2 at Quinnipiac, 2/5/15
FTs	10 vs. Marist, 1/8/17

2017-18 Game-by-Game

	FG	3FG	FT	REB	PF	TP	A	TO	B	S	Min
vs. Bucknell	3-4	0-0	2-4	0-2-2	2	8	1	1	0	0	25
at Seton Hall	* 0-5	0-1	0-0	0-1-1	0	0	3	1	0	0	25
at Lehigh	* 3-4	0-0	3-3	0-5-5	1	9	8	6	0	1	23
at Virginia	* 2-8	1-2	4-6	0-3-3	2	9	2	4	0	0	27

Season-high in *bold italics*

Season-high in *bold italics*



LOUIE PILLARI

RS-Sophomore • Guard • 6-6 • 200
Tinton Falls, NJ • Christian Brothers Academy

	2017-18	Career
Games Played	4	34
Games Started	4	4
Double-Doubles	0	0
Double-Digit Scoring Games	1	3
20-Point Scoring Games	0	0

Pillari's Career-Highs

Points	16 vs. Niagara, 3/3/17
Rebounds	5 vs. Fairfield, 1/22/17
Assists	3 • two times • last vs. Ole Miss, 3/14/17
Blocks	1 • five times • last vs. Ole Miss, 3/14/17
Steals	2 vs. South Carolina State, 11/26/16
Minutes	20 vs. Fairfield, 1/22/17
FGM	4 • three times • last at Virginia, 11/19/17
3FGM	3 at Virginia, 11/19/17
FTs	6 vs. Niagara, 3/3/17

2017-18 Game-by-Game

		FG	3FG	FT	REB	PF	TP	A	TO	B	S	Min
vs. Bucknell	*	2-3	1-1	0-0	0-0-0	0	5	1	2	0	0	17
at Seton Hall	*	2-4	0-1	0-0	0-0-0	1	4	0	1	0	0	10
at Lehigh	*	1-5	1-4	0-0	1-2-3	2	3	0	1	0	0	15
at Virginia	*	4-5	3-4	3-3	1-1-2	0	14	0	2	0	0	19



DIAGO QUINN

Junior • Forward • 6-9 • 255
New York, NY • Lake Forest Academy

	2017-18	Career
Games Played	4	73
Games Started	4	5
Double-Doubles	0	0
Double-Digit Scoring Games	2	3
20-Point Scoring Games	0	0

Quinn's Career-Highs

Points	16 vs. Bucknell, 11/10/17
Rebounds	16 vs. Niagara, 2/28/16
Assists	1 • eight times • last at Virginia, 11/19/17
Blocks	3 vs. Army, 12/10/16
Steals	2 • two times • last vs. Fairfield (MAAC SF), 3/7/16
Minutes	29 at Lehigh, 11/14/17
FGM	7 at Lehigh, 11/14/17
3FGM	n/a
FTs	4 • three times • last vs. Bucknell, 11/10/17

2017-18 Game-by-Game

		FG	3FG	FT	REB	PF	TP	A	TO	B	S	Min
vs. Bucknell	*	6-10	0-0	4-5	3-4-7	3	16	0	0	1	0	24
at Seton Hall	*	1-3	0-0	2-2	0-1-1	4	4	0	2	0	0	11
at Lehigh	*	7-9	0-0	1-2	2-6-8	1	15	0	2	1	0	29
at Virginia	*	0-4	0-0	0-0	2-4-6	3	0	1	2	0	0	21

Season-high in ***bold italics***

Season-high in ***bold italics***



ZAC TILLMAN

5-Senior • Center • 6-10 • 280
Yeadon, PA • Shipley School

	2017-18	Career
Games Played	4	102
Games Started	0	67
Double-Doubles	0	0
Double-Digit Scoring Games	0	5
20-Point Scoring Games	0	0

Tillman's Career-Highs

Points	17 vs. Marist, 2/16/14
Rebounds	8 vs. Rider, 2/26/15
Assists	4 at Iona, 2/14/14
Blocks	2 • three times • last vs. Bucknell (NIT 1st), 3/16/16
Steals	2 • three times • last at Quinnipiac, 2/5/15
Minutes	32 at Quinnipiac, 1/16/14
FGM	6 • three times • last vs. Rider, 2/26/16
3FGM	none
FTs	5 • two times • last vs. Marist, 2/16/14

2017-18 Game-by-Game

	FG	3FG	FT	REB	PF	TP	A	TO	B	S	Min
vs. Bucknell	1-2	0-0	1-1	1-1-2	3	3	0	2	1	0	9
at Seton Hall	1-1	0-0	3-4	0-4-4	1	5	0	4	1	0	24
at Lehigh	0-1	0-0	0-0	2-3-5	2	0	1	0	0	0	10
at Virginia	0-1	0-0	0-0	0-0-0	1	0	1	1	0	0	11

Season-high in *bold italics*



SAM IBIEZUGBE

Sophomore • Center • 6-11 • 245
Simsbury, CT • The Masters School

	2017-18	Career
Games Played	1	31
Games Started	0	0
Double-Doubles	0	0
Double-Digit Scoring Games	0	0
20-Point Scoring Games	0	0

Ibiezugbe's Career-Highs

Points	8 at Virginia, 11/19/16
Rebounds	6 • two times • last vs. Fairfield, 1/22/17
Assists	n/a
Blocks	3 vs. Fairfield, 1/22/17
Steals	1 • two times • last vs. Niagara, 3/3/17
Minutes	19 vs. South Carolina State, 11/26/16
FGM	4 at Virginia, 11/19/16
3FGM	n/a
FTs	1 vs. Iona, 1/6/17

2017-18 Game-by-Game

	FG	3FG	FT	REB	PF	TP	A	TO	B	S	Min
vs. Bucknell				DNP							
at Seton Hall				DNP							
at Lehigh				DNP							
at Virginia	4-5	0-0	0-1	2-1-3	1	8	0	0	0	0	14

Season-high in *bold italics*

ASSISTANT COACHES



RICK CALLAHAN

Assistant Coach

7th Season

Salem College, 1980

-Joined Monmouth staff with Rice for 2011-12 season

-Over 30 years in collegiate coaching

-19 postseason appearances



DUANE WOODWARD

Assistant Coach

4th Season

Boston College, 1998

-Moved to assistant coach three years ago

-13-year professional career overseas



JAMAL MEEKS

Assistant Coach

3rd Season

Indiana, 1992

-Played guard for four years at Indiana under Bobby Knight

-Moved to assistant coach this past offseason



ANTHONY MOLISSO

Director of Operations

1st Season

East Carolina, 2015

-Named Director of Operations this offseason after spending time at MU as a graduate assistant



BRIAN STAFMAN

Special Assistant to the Head Coach

1st Season

Syracuse, 2012

-Named Special Assistant this offseason after spending time as a grad. assistant at MU

2017-18 BOX SCORES

GAME 1: MONMOUTH vs. BUCKNELL

Official Basketball Box Score -- Game Totals -- Final Statistics

Bucknell vs Monmouth

11/10/17 8:30 PM at OceanFirst Bank Center

Bucknell 78 • 0-1

#	Player	Total		3-Ptr		Rebounds			PF	TP	A TO Blk Stl				Min
		FG	FGA	FG	FGA	FT	FTA	Off Def Tot			A	TO	Blk	Stl	
23	Thomas, Zach	r	12-23	5-11	2-8	3	13	16	2	31	0	4	2	1	35
20	Foulland, Nana	c	6-10	0-0	3-6	2	2	4	3	15	2	1	0	0	31
01	Mackenzie, Kimbal	g	0-8	0-6	0-0	1	2	3	4	0	2	0	0	0	30
02	Brown, Stephen	g	4-9	2-5	1-1	0	1	1	4	11	6	2	0	0	29
15	Jones, Nate	g	1-2	1-1	0-0	0	0	0	2	3	0	0	0	0	9
03	Sotos, Jimmy	g	1-2	1-1	1-2	0	2	2	1	4	2	0	0	0	16
04	Sestina, Nate	g	1-1	1-1	0-0	0	0	0	2	3	0	0	0	0	7
11	Toomer, Avi	g	2-5	2-5	0-0	1	0	1	4	6	3	0	0	1	23
12	Meeks, John	g	0-2	0-1	0-0	0	1	1	0	0	1	0	0	0	5
13	Moore, Bruce	g	2-4	1-2	0-0	0	0	0	2	5	1	1	0	1	13
22	O'Reilly, Matt	g	0-0	0-0	0-0	0	0	0	0	0	0	0	0	0	2
Team						3	1	4							
Totals			29-66	13-33	7-17	10	22	32	24	78	17	8	2	3	200

FG % 1st Half: 11-31 35.5% 2nd half: 18-35 51.4% Game: 29-66 43.9%
3FG % 1st Half: 4-15 26.7% 2nd half: 9-18 50.0% Game: 13-33 39.4%
FT % 1st Half: 5-13 38.5% 2nd half: 2-4 50.0% Game: 7-17 41.2%

Deadball
Rebounds
3.1

Monmouth 79 • 1-0

#	Player	Total		3-Ptr		Rebounds			PF	TP	A TO Blk Stl				Min
		FG	FGA	FG	FGA	FT	FTA	Off Def Tot			A	TO	Blk	Stl	
01	Sarr, Pierre	r	2-3	1-2	0-0	0	1	1	3	5	0	0	0	2	12
32	Quinn, Diago	c	6-10	0-0	4-5	3	4	7	3	16	0	0	1	0	24
00	Salnave, Ray	g	1-4	0-1	4-4	0	1	1	2	6	0	1	1	0	19
10	Seaborn, Micah	g	5-11	1-3	10-13	0	10	10	1	21	3	5	0	1	34
24	Pillari, Louie	g	2-3	1-1	0-0	0	0	0	0	5	1	2	0	0	17
02	Martin, Melik	g	0-0	0-0	0-0	0	8	8	4	0	0	0	1	0	18
03	Hammond, Deion	g	5-8	2-4	1-1	0	1	1	13	0	1	0	0	0	21
04	Traore, Mustapha	g	0-3	0-1	2-2	0	3	3	2	2	0	0	0	0	6
11	Papas, George	g	0-0	0-0	0-0	0	0	0	0	0	0	1	0	1	4
13	McClary, Marcus	g	0-3	0-0	0-0	0	1	1	1	0	0	0	0	0	11
23	Tilghman, Austin	g	3-4	0-0	2-4	0	2	2	2	8	1	1	0	0	25
33	Tillman, Zac	g	1-2	0-0	1-1	1	1	2	3	3	0	2	1	0	9
Team						1	1	2							
Totals			25-51	5-12	24-30	5	33	38	22	79	5	13	4	4	200

FG % 1st Half: 14-27 51.9% 2nd half: 11-24 45.8% Game: 25-51 49.0%
3FG % 1st Half: 4-8 50.0% 2nd half: 1-4 25.0% Game: 5-12 41.7%
FT % 1st Half: 9-13 69.2% 2nd half: 15-17 88.2% Game: 24-30 80.0%

Deadball
Rebounds
4.1

Officials: Mel Chettum, King Whetstone, Adam Vandenberg

Technical fouls: Bucknell-None. Monmouth-None.

Attendance: 3159

#RockThePlanet | In Memory of Mike Radomski

Score by periods	1st	2nd	Total
Bucknell	31	47	78
Monmouth	41	38	79

GAME 2: MONMOUTH AT SETON HALL

Official Basketball Box Score -- Game Totals -- Final Statistics

Monmouth vs Seton Hall

11/12/17 1:30 p.m. at Prudential Center (Newark, N.J.)

Monmouth 65 • 1-1

#	Player	Total		3-Ptr		Rebounds			PF	TP	A TO Blk Stl				Min
		FG	FGA	FG	FGA	FT	FTA	Off Def Tot			A	TO	Blk	Stl	
01	Sarr, Pierre	r	1-2	0-1	0-0	2	2	4	1	2	0	1	1	0	13
24	Pillari, Louie	c	2-4	0-1	0-0	0	0	0	1	4	0	0	1	0	10
32	Quinn, Diago	c	1-3	0-0	2-2	0	1	1	4	4	0	2	0	0	11
10	Seaborn, Micah	g	4-9	2-4	6-6	0	4	4	1	16	1	6	1	1	31
23	Tilghman, Austin	g	0-5	0-1	0-0	0	1	1	0	0	3	1	0	0	25
00	Salnave, Ray	g	2-4	0-0	3-3	0	3	3	4	7	0	2	0	1	14
02	Martin, Melik	g	1-2	1-2	0-0	0	3	3	1	3	1	1	1	1	19
03	Hammond, Deion	g	5-11	3-6	4-5	1	2	3	2	17	0	1	0	1	21
04	Traore, Mustapha	g	0-0	0-0	1-2	1	2	3	2	1	1	1	0	0	9
11	Papas, George	g	1-1	1-1	0-0	0	1	1	0	3	0	0	0	0	7
13	McClary, Marcus	g	0-1	0-0	3-4	0	2	2	3	3	0	0	0	0	16
33	Tillman, Zac	g	1-1	0-0	3-4	0	4	4	1	5	0	4	1	0	24
Team						1	2	3							
Totals			18-43	7-16	22-26	5	27	32	20	65	6	21	4	4	200

FG % 1st Half: 12-23 52.2% 2nd half: 6-20 30.0% Game: 18-43 41.9%
3FG % 1st Half: 6-13 60.0% 2nd half: 1-6 16.7% Game: 7-16 43.8%
FT % 1st Half: 2-2 100.0 2nd half: 20-24 83.3% Game: 22-26 84.6%

Deadball
Rebounds
3

Seton Hall 75 • 2-0

#	Player	Total		3-Ptr		Rebounds			PF	TP	A TO Blk Stl				Min
		FG	FGA	FG	FGA	FT	FTA	Off Def Tot			A	TO	Blk	Stl	
01	NZEI, Michael	r	4-5	0-0	2-4	5	1	6	2	10	0	2	0	0	22
31	DELGADO, Angel	c	7-13	0-0	3-5	4	7	11	1	17	1	0	0	1	28
00	CARRINGTON, Khadeen	g	6-16	0-6	2-2	0	1	1	3	14	4	1	0	4	32
13	POWELL, Myles	g	7-13	4-9	0-0	1	3	4	4	18	3	1	0	1	25
20	RODRIGUEZ, Desi	g	3-7	2-4	1-2	3	5	4	9	3	2	0	0	0	26
02	WALKER, Jordan	g	0-1	0-1	0-2	0	0	0	2	0	2	0	0	0	10
04	GORDON, Eron	g	0-2	0-1	0-0	0	1	1	0	0	1	3	0	0	9
14	SANOGO, Ismael	g	0-2	0-0	0-0	3	2	5	2	0	2	3	0	2	18
22	CALE, Myles	g	2-5	1-3	0-0	1	1	2	1	5	0	0	1	1	18
23	MAMUKELASHVILI, S.	g	1-5	0-1	0-1	1	0	1	2	2	0	1	0	0	11
25	FLORY, Philip	g	0-0	0-0	0-0	0	1	1	1	0	0	0	0	0	1
Team						2	1	3							
Totals			30-69	7-25	8-16	19	21	40	22	75	16	13	1	9	200

FG % 1st Half: 18-34 52.9% 2nd half: 12-35 34.3% Game: 30-69 43.5%
3FG % 1st Half: 6-13 46.2% 2nd half: 1-12 8.3% Game: 7-25 28.0%
FT % 1st Half: 6-9 66.7% 2nd half: 2-7 28.6% Game: 8-16 50.0%

Deadball
Rebounds
2

Officials: Brian O'Connell, Jeffrey Anderson, Wally Rutetki

Technical fouls: Monmouth-None. Seton Hall-None.

Attendance: 7139

NIT Season Tip-Off Campus Game

Score by periods	1st	2nd	Total
Monmouth	32	33	65
Seton Hall	48	27	75

GAME 3: MONMOUTH AT LEHIGH

Official Basketball Box Score -- Game Totals -- Final Statistics

Monmouth vs Lehigh

11/14/17 7:05 p.m. at Stabler Arena - Bethlehem, Pa.

Monmouth 80 • 2-1

#	Player	Total		3-Ptr		Rebounds			PF	TP	A TO Blk Stl				Min
		FG	FGA	FG	FGA	FT	FTA	Off Def Tot			A	TO	Blk	Stl	
01	Sarr, Pierre	r	1-3	0-1	2-4	1	4	5	1	4	0	3	0	0	15
32	Quinn, Diago	r	7-9	0-0	1-2	2	6	8	1	15	0	2	1	0	29
10	Seaborn, Micah	g	6-12	3-6	0-0	0	7	7	2	15	3	4	0	1	24
23	Tilghman, Austin	g	3-4	0-0	3-3	0	5	5	1	9	8	6	0	1	23
24	Pillari, Louie	g	1-5	1-4	0-0	1	2	3	2	3	0	1	0	0	15
00	Salnave, Ray	g	3-7	0-2	4-6	0	4	4	1	10	2	5	0	0	16
02	Martin, Melik	g	0-0	0-0	2-4	1	3	4	4	6	0	2	0	0	16
03	Hammond, Deion	g	2-7	2-6	0-2	1	0	1	1	6	0	2	0	0	19
04	Traore, Mustapha	g	2-2	0-0	0-0	2	3	5	1	4	2	0	1	0	10
11	Papas, George	g	2-3	2-3	2-2	0	0	0	0	8	0	0	0	0	12
13	McClary, Marcus	g	0-0	0-0	0-0	0	1	1	1	0	0	0	0	0	11
33	Tillman, Zac	g	0-1	0-0	0-0	2	3	5	2	0	1	0	0	0	10
Team						2	3	5							
Totals			29-56	8-22	14-23	12	41	53	20	80	16	27	2	2	200

FG % 1st Half: 12-29 41.4% 2nd half: 17-27 63.0% Game: 29-56 51.8%
3FG % 1st Half: 6-15 40.0% 2nd half: 2-7 28.6% Game: 8-22 36.4%
FT % 1st Half: 3-8 37.5% 2nd half: 11-15 73.3% Game: 14-23 60.9%

Deadball
Rebounds
6

Lehigh 72 • 1-1

#	Player		Total		3-Ptr		Rebounds			PF	TP	A TO Blk Stl				Min
			FG	FGA	FG	FGA	FT	FTA	Off			Def	Tot	A	TO	
31	Andree, Pat	f	3-11	2-6	2-3	0	3	3	1	10	1	1	0	0	21	
31	Karnik, James		2-2	0-0	2-3	3	1	4	6	1	1	0	0	31		
01	Ross, Kahron	g	5-10	1-2	2-5	1	3	4	13	4	1	0	0	33		
02	Leufroy, Kyle		4-12	1-6	2-5	0	5	5	11	2	3	0	0	28		
05	Tejada, Lance		1-9	1-5	0-2	0	2	2	3	0	1	0	1	23		
3	Bennett, Caleb	g	3-7	1-2	0-4	0	1	1	8	0	1	0	0	23		
10	Porter, Ed		1-1	0-0	1-2	0	1	1	3	0	0	1	0	8		
11	Cohen, Jordan		7-11	2-5	2-3	0	1	1	2	18	3	0	0	26		
20	Wilson, Marques		0-4	0-3	0-0	0	0	0	1	0	0	0	0	9		
	Team					2	2	4								
	Totals		26-67	8-29	12-24	6	18	24	20	72	11	9	1	10	200	

Monmouth Combined Team Statistics (as of Nov 19, 2017)
All games

RECORD:	OVERALL	HOME	AWAY	NEUTRAL
ALL GAMES	2-2	1-0	1-2	0-0
CONFERENCE	0-0	0-0	0-0	0-0
NON-CONFERENCE	2-2	1-0	1-2	0-0

#	Player	gp-gs	min	avg	Total		3-Point		F-Throw		Rebounds				pf	dq	a	to	blk	stl	pts	avg
					fg-fga	fg%	3fg-fga	3fg%	ft-fa	ft%	off	def	tot	avg								
10	Seaborn, Micah	4-4	106	26.5	16-37	.432	6-17	.353	16-19	.842	0	21	21	5.3	6	0	8	16	1	4	54	13.5
03	Hammond, Deion	4-0	83	20.8	16-35	.457	9-23	.391	7-11	.636	2	6	8	2.0	4	0	0	6	0	2	48	12.0
32	Quinn, Diago	4-4	85	21.3	14-26	.538	0-0	.000	7-9	.778	7	15	22	5.5	11	0	1	6	2	0	35	8.8
44	Ibiezugbe, Sam	1-0	14	14.0	4-5	.800	0-0	.000	0-1	.000	2	1	3	3.0	1	0	0	0	0	0	8	8.0
00	Salnave, Ray	4-1	60	15.0	7-17	.412	0-3	.000	16-21	.762	0	8	8	2.0	12	0	3	10	1	1	30	7.5
23	Tilghman, Austin	4-3	100	25.0	8-21	.381	1-3	.333	9-13	.692	0	11	11	2.8	5	0	14	12	0	1	26	6.5
24	Pillari, Louie	4-4	61	15.3	9-17	.529	5-10	.500	3-3	1.000	2	3	5	1.3	3	0	1	6	0	0	26	6.5
01	Sarr, Pierre	4-3	40	10.0	4-8	.500	1-4	.250	2-4	.500	3	7	10	2.5	6	0	0	4	1	2	11	2.8
11	Papas, George	4-0	36	9.0	3-8	.375	3-7	.429	2-2	1.000	0	1	1	0.3	0	0	0	1	0	1	11	2.8
02	Martin, Melik	4-0	67	16.8	3-7	.429	1-3	.333	2-4	.500	1	15	16	4.0	10	0	1	3	2	1	9	2.3
33	Tillman, Zac	4-0	54	13.5	2-5	.400	0-0	.000	4-5	.800	3	8	11	2.8	7	0	2	7	2	0	8	2.0
04	Traore, Mustapha	4-1	42	10.5	2-7	.286	0-1	.000	4-6	.667	6	11	17	4.3	8	0	4	1	1	0	8	2.0
13	McClary, Marcus	4-0	51	12.8	0-5	.000	0-0	.000	3-4	.750	0	5	5	1.3	7	0	0	0	0	0	3	0.8
15	Pillari, Dan	1-0	1	1.0	0-0	.000	0-0	.000	0-0	.000	0	0	0	0.0	0	0	0	0	0	0	0	0.0
Team											6	7	13				3					
Total.....		4	800		88-198	.444	26-71	.366	75-102	.735	32	119	151	37.8	80	0	34	75	10	12	277	69.2
Opponents.....		4	800		111-252	.440	32-101	.317	44-78	.564	41	88	129	32.2	84	-	58	38	9	31	298	74.5

TEAM STATISTICS	MON	OPP	Date	Opponent	Score	Att.
SCORING						
Points per game	69.2	74.5	11/10/17	BUCKNELL	w 79-78	3159
Scoring margin	-5.2	-	11/12/17	at Seton Hall	L 65-75	7139
FIELD GOALS-ATT	88-198	111-252	11/14/17	at Lehigh	w 80-72	779
Field goal pct	.444	.440	11/19/17	at Virginia	L 53-73	13472
3 POINT FG-ATT	26-71	32-101	* - Conference game			
3-point FG pct	.366	.317				
3-pt FG made per game	6.5	8.0				
FREE THROWS-ATT	75-102	44-78				
Free throw pct	.735	.564				
F-Throws made per game	18.8	11.0				
REBOUNDS	151	129				
Rebounds per game	37.8	32.2				
Rebounding margin	+5.5	-				
ASSISTS	34	58				
Assists per game	8.5	14.5				
TURNOVERS	75	38				
Turnovers per game	18.8	9.5				
Turnover margin	-9.2	-				
Assist/turnover ratio	0.5	1.5				
STEALS	12	31				
Steals per game	3.0	7.8				
BLOCKS	10	9				
Blocks per game	2.5	2.3				
ATTENDANCE	3159	21390				
Home games-Avg/Game	1-3159	3-7130				
Neutral site-Avg/Game	-	0-0				

Score by Periods	1st	2nd	Totals
Monmouth	127	150	277
Opponents	146	152	298

Monmouth Season Schedule/Results & Leaders (as of Nov 19, 2017)
All games

RECORD:	OVERALL	HOME	AWAY	NEUTRAL
ALL GAMES	2-2	1-0	1-2	0-0
CONFERENCE	0-0	0-0	0-0	0-0
NON-CONFERENCE	2-2	1-0	1-2	0-0

Date	Opponent		Score		Att.	High Points	High Rebounds
11/10/17	BUCKNELL	W	79-78		3159	(21)Seaborn, Micah	(10)Seaborn, Micah
11/12/17	at Seton Hall		65-75	L	7139	(17)Hammond, Deion	(4)Sarr, Pierre
							(4)Tillman, Zac
							(4)Seaborn, Micah
11/14/17	at Lehigh	W	80-72		779	(15)Quinn, Diago	(8)Quinn, Diago
						(15)Seaborn, Micah	
11/19/17	at Virginia		53-73	L	13472	(14)Pillari, Louie	(6)Quinn, Diago
							(6)Traore, Mustapha

* - Conference game

Attendance Summary	Games	Attend	Avg/Game
Home	1	3159	3159
Away	3	21390	7130
Neutral	0	0	0
Total	4	24549	6137

Monmouth Team Game-by-Game (as of Nov 19, 2017)
All games

TEAM STATISTICS

Opponent	Date	Score		Total		3-Pointers		Free throws		Rebounds				pf	a	t/o	blk	stl	pts	avg
				fg-fga	pct	3fg-fga	pct	ft-fta	pct	off	def	tot	avg							
BUCKNELL	11/10/17	79-78	W	25-51	.490	5-12	.417	24-30	.800	5	33	38	38.0	22	5	13	4	4	79	79.0
at Seton Hall	11/12/17	65-75	L	18-43	.419	7-16	.438	22-26	.846	5	27	32	35.0	20	6	21	4	4	65	72.0
at Lehigh	11/14/17	80-72	W	29-56	.518	8-22	.364	14-23	.609	12	41	53	41.0	20	16	27	2	2	80	74.7
at Virginia	11/19/17	53-73	L	16-48	.333	6-21	.286	15-23	.652	10	18	28	37.8	18	7	14	0	2	53	69.2
Monmouth		277		88-198	.444	26-71	.366	75-102	.735	32	119	151	37.8	80	34	75	10	12	277	69.2
Opponents		298		111-252	.440	32-101	.317	44-78	.564	41	88	129	32.2	84	58	38	9	31	298	74.5

Games played: 4
Points/game: 69.2
FG Pct: 44.4
3FG Pct: 36.6
FT Pct: 73.5

Rebounds/game: 37.8
Assists/game: 8.5
Turnovers/game: 18.8
Assist/turnover ratio: 0.5
Steals/game: 3.0
Blocks/game: 2.5