



2017-18 @MONMOUTHBBALL GAME NOTES

Monmouth University Athletics Communications // 400 Cedar Ave. West Long Branch, NJ 07764
Men's Basketball Contact // Gary Kowal // gkowal@monmouth.edu // 732-263-5557 // #FlyHawks

SCHEDULE & RESULTS

| Date | Opponent | Time/Result |
|-----------------------------------|-------------------------------|-------------|
| November (2-1) | | |
| Fri. 10 | BUCKNELL | W, 79-78 |
| Sun. 12 | at Seton Hall [^] | L, 65-75 |
| Tue. 14 | at Lehigh | W, 80-72 |
| Sun. 19 | at Virginia [^] | 1:00 PM |
| Wed. 22 | at UNC Asheville [^] | 7:00 PM |
| Sat. 25 | PENN | 7:00 PM |
| Mon. 27 | ALBANY | 7:00 PM |
| December | | |
| Sat. 2 | at UConn | 4:00 PM |
| Wed. 6 | HOFSTRA | 7:00 PM |
| Sat. 9 | vs. Kentucky | 12:00 PM |
| Tue. 12 | at Princeton | 7:00 PM |
| Fri. 22 | at Yale | 7:00 PM |
| Thu. 28 | at Quinnipiac* | 7:30 PM |
| Sun. 31 | at Saint Peter's* | 12:00 PM |
| January | | |
| Fri. 5 | MANHATTAN* | 7:00 PM |
| Fri. 12 | at Niagara* | 7:00 PM |
| Sun. 14 | at Canisius* | 2:00 PM |
| Fri. 19 | IONA* | 7:00 PM |
| Thu. 25 | SIENA* | 7:00 PM |
| Sat. 27 | vs. Marist* | 4:00 PM |
| Mon. 29 | at Rider* | 7:00 PM |
| February | | |
| Fri. 2 | FAIRFIELD* | 7:00 PM |
| Sun. 4 | NIAGARA* | 2:00 PM |
| Thu. 8 | at Iona* | 7:00 PM |
| Sat. 10 | at Manhattan* | 7:00 PM |
| Tue. 13 | SAINT PETER'S* | 7:00 PM |
| Fri. 16 | CANISIUS* | 7:00 PM |
| Sun. 18 | at Siena* | 2:00 PM |
| Thu. 22 | RIDER* | 7:00 PM |
| Sat. 24 | at Fairfield* | 1:00 PM |
| March | | |
| 2018 MAAC Tournament (1-5) | | |

Home Games is **BOLD CAPS**

*-Metro Atlantic Athletic Conference games

[^]-Preseason National Invitation Tournament (NIT)

ATHLETIC COMMUNICATIONS

Assistant AD/Communications & New Media/
Men's Basketball Contact: Gary Kowal
Kowal phone: 732-263-5557
Kowal email: gkowal@monmouth.edu
Press Row Phone: 732-571-3677
Athletics Website: MonmouthHawks.com

GAME FOUR



VS



RV/RV VIRGINIA CAVALIERS

Head Coach: Tony Bennett (9th season at Virginia)

Record at Virginia: 191-83 // Career Record: 260-116

Cavaliers Record: 3-0 (0-0 ACC)

MONMOUTH HAWKS

Head Coach: King Rice (7th season at Monmouth)

Record at Monmouth: 108-93 // Career Record: 108-93

Hawks Record: 2-1 (0-0 MAAC)

MEDIA COVERAGE



PxP // Tom Werme
Analyst // Dan Bonner



PxP // Eddy Occhipinti
Analyst // Steve Bazaz

HAWKS QUICK NOTES

PROBABLE STARTERS (SUBJECT TO CHANGE)

| POS. | # | NAME | CLASS | Ht. | Wt. | NOTES |
|------|----|-----------------|-------|------|-----|--|
| G | 23 | Austin Tilghman | Sr. | 6'1" | 230 | Career-best eight assists in win at Lehigh |
| G | 10 | Micah Seaborn | R-Jr. | 6'5" | 195 | Preseason All-MAAC First Team unanimous selection |
| G | 24 | Louie Pillari | R-So. | 6'6" | 200 | Career-high 16 points in last year's MAAC QF vs. Niagara |
| F | 1 | Pierre Sarr | Jr. | 6'5" | 195 | Starts in first three games this season |
| C | 32 | Diago Quinn | Jr. | 6'9" | 255 | Two of three career double-digit games have come this season |

OFF THE BENCH

| | | | | | | |
|---|----|-----------------|-------|-------|-----|--|
| G | 0 | Ray Salnave | R-Fr. | 6'3" | 205 | First double-figure game vs. Lehigh |
| F | 2 | Melik Martin | Fr. | 6'6" | 200 | True freshman; 8 rebounds, 7 in 1st half in debut |
| G | 3 | Deion Hammond | Fr. | 6'4" | 200 | True freshman; 30 points in opening weekend |
| F | 4 | Mustapha Traore | R-So. | 6'8" | 210 | Shot 56.1% from the floor in first year in action |
| G | 5 | Nick Rutherford | Jr. | 6'3" | 185 | Transfer from FAU; will redshirt this season |
| G | 11 | George Papas | Fr. | 6'5" | 175 | True freshman; 3 triples in last two games off bench |
| G | 13 | Marcus McClary | Fr. | 6'3" | 195 | True freshman; Saw first action vs. Bucknell |
| G | 15 | Dan Pillari | Sr. | 5'10" | 170 | One of two true seniors on the roster |
| C | 33 | Zac Tillman | 5-Sr. | 6'10" | 280 | Redshirted last season as a true senior |
| C | 44 | Sam Ibiezugbe | So. | 6'11" | 255 | 6 rebounds vs. Fairfield last season, career-best |

FOLLOW MONMOUTH BASKETBALL

FACEBOOK // **MONMOUTH BASKETBALL**

TWITTER // **@MONMOUTHBBALL**

INSTAGRAM // **@MONMOUTHMENSBBALL**

SNAPCHAT // **@MUHAWKS**

MORE ON TONIGHT'S MATCHUP

SCOUTING THE CAVALIERS

Virginia enters today's game 3-0 after an in-state road victory on Friday afternoon at VCU. Last year's group that went to the second round of the NCAA Tournament returned three starters that all are a redshirt junior or older.

HEAD COACH TONY BENNETT

Bennett is in his ninth season on the sidelines in Charlottesville, and has led UVA to four consecutive NCAA Tournaments, including two 30-win seasons. Previously, Bennett spent time as the head coach at Washington State, where he was the 2007 National Coach of the Year.

HAWKS ON THE ROAD

Monmouth hits the road for the third game in a row to take on UVA. MU has posted a 26-10 mark on the road in the last two seasons, including 12 wins last year. The Hawks defeated Lehigh in Bethlehem, PA on Tuesday and are in the midst of a four-game road trip.

CAVALIERS AT HOME

Coming off an impressive 12-4 mark at home last season, the Cavaliers have won their first two road contests this year. In 2015-16, UVA posted a perfect 15-0 mark at John Paul Jones Arena.

MU VS. THE ACC

- Against current members of the ACC, Monmouth is 2-21 all time.
- Monmouth picked up a win over Miami in 1988, 64-62 in overtime.
- Monmouth's first-ever win over a ranked opponent came against #17 Notre Dame on Thanksgiving night, 2015 at the AdvoCare Invitational in Orlando, FL.
- King Rice has scheduled an ACC opponent in five of his seven seasons as Monmouth's head coach.

ALUMNI CONNECTION

This past summer, MU all-time leading DI scorer Justin Robinson & UVA 1,000 point scorer London Perrantes played together with the NBA's Miami Heat in the NBA Summer League.

ALL-TIME SERIES

FIRST MEETING

LAST MEETING: N/A

Monmouth and Virginia have never met in men's basketball competition.

LAST TIME OUT

Monmouth 80, Lehigh 72

November 14, 2017

Monmouth outrebounded Lehigh 53-24 and totaled 47 second-half points to pick up its second win of the season and first on the road Tuesday at Stabler Arena. Three Hawks worked into double figures, and MU got 30 of 80 points from freshmen in the eight-point win. Monmouth widened the second-half lead to as many as 15 on a Melik Martin finish at the rim with 2:04 to go, and Lehigh was never closer than four after Pat Andree hit a three early in the period. The Blue and White used separate runs of 6-0 and 5-0 to keep Lehigh outside of striking distance, with the final margin trimmed to eight in the final seconds. Lehigh jumped to a 19-11 lead, but Monmouth responded with a 12-0 run including three triples and a Diago Quinn tip-slam at the rim. Lehigh bounced back to tie the game for the final time at 3:46 of the opening half before MU ended the half up five, thanks to consecutive long balls from freshman Deion Hammond.

NOTES

- Monmouth is now 2-0 against the Patriot League.
- Ray Salnave worked into double digits for the first time in his career.
- A Monmouth freshman has scored in double figures in every game to this point.
- Monmouth freshmen contributed 30 of MU's 80 points.
- Diago Quinn tied for the team high in scoring with 15 and was Monmouth's leading rebounder for the first time this year.
- 13 of Quinn's 15 points came in the second half.
- Monmouth outrebounded Lehigh 53-24, the most rebounds for MU in a game since 57 on 1/22/17 vs. Fairfield.
- The plus-29 rebounding margin is the most in the King Rice era.
- Micah Seaborn also netted 15, his third game of the year to open up with double figures.
- Austin Tilghman dished out a career-high eight assists.
- Melik Martin hit multiple field goals for the first time, finishing with a career-best eight points.
- The game marked Monmouth's first at Lehigh since November 23, 2009 and first game against the Mountain Hawks since November 19, 2010.
- Monmouth started the same five consecutively for the first time this season.

17-18 MAAC STANDINGS

| Team | Overall | MAAC |
|-------------------|---------|------|
| 1. Fairfield | 2-0 | 0-0 |
| 2. Manhattan | 1-0 | 0-0 |
| 3. Monmouth | 2-1 | 0-0 |
| 4. Rider | 2-1 | 0-0 |
| 5. Niagara | 1-1 | 0-0 |
| 6. Quinnipiac | 1-1 | 0-0 |
| 7. Canisius | 0-2 | 0-0 |
| 8. Iona | 0-2 | 0-0 |
| 9. Marist | 0-2 | 0-0 |
| 10. Saint Peter's | 0-2 | 0-0 |
| 11. Siena | 0-2 | 0-0 |

2017-18 MONMOUTH ROSTER

NUMERICAL

| No. | Name | Class | Position | Height | Weight | Hometown/High School [Last School] |
|-----|-----------------|-------|----------|--------|--------|---|
| 0 | Ray Salnave | R-Fr. | G | 6-3 | 205 | Elmont, NY/Benjamin N. Cardozo |
| 1 | Pierre Sarr | Jr. | F | 6-8 | 195 | Dakar, Senegal/Roselle Catholic |
| 2 | Melik Martin | Fr. | F | 6-6 | 200 | York, PA/York Catholic |
| 3 | Deion Hammond | Fr. | G | 6-4 | 200 | Mitchellville, MD/Riverdale Baptist School |
| 4 | Mustapha Traore | R-So. | F | 6-8 | 210 | Philadelphia, PA/The Phelps School |
| 5 | Nick Rutherford | Jr. | G | 6-3 | 185 | Indianapolis, IN/Allen |
| 10 | Micah Seaborn | R-Jr. | G | 6-5 | 195 | Fort Worth, TX/Prime Prep |
| 11 | George Papas | Fr. | G | 6-5 | 175 | Jersey City, NJ/Union Catholic |
| 13 | Marcus McClary | Fr. | G | 6-3 | 195 | Linden, NJ/The Patrick School |
| 15 | Daniel Pillari | Sr. | G | 5-10 | 170 | Oceanport, NJ/Shore Regional |
| 23 | Austin Tilghman | Sr. | G | 6-1 | 230 | Wilmington, DE/Archbishop Carroll [PA] |
| 24 | Louie Pillari | R-So. | G | 6-6 | 200 | Tinton Falls, NJ/Christian Brothers Academy |
| 32 | Diago Quinn | Jr. | C | 6-10 | 255 | New York, NY/Lake Forest Academy [IL] |
| 33 | Zac Tillman | 5-Sr. | C | 6-10 | 280 | Yeadon, PA/Shipleigh School |
| 44 | Sam Ibiezugbe | So. | C | 6-10 | 245 | Simsbury, CT/The Masters School |

ALPHABETICAL

| No. | Name | Class | Position | Height | Weight | Hometown/High School [Last School] |
|-----|-----------------|-------|----------|--------|--------|---|
| 3 | Deion Hammond | Fr. | G | 6-4 | 200 | Mitchellville, MD/Riverdale Baptist School |
| 44 | Sam Ibiezugbe | So. | C | 6-11 | 245 | Simsbury, CT/The Masters School |
| 2 | Melik Martin | Fr. | F | 6-6 | 200 | York, PA/York Catholic |
| 13 | Marcus McClary | Fr. | G | 6-3 | 195 | Linden, NJ/The Patrick School |
| 15 | Daniel Pillari | Sr. | G | 5-10 | 170 | Oceanport, NJ/Shore Regional |
| 24 | Louie Pillari | R-So. | G | 6-6 | 200 | Tinton Falls, NJ/Christian Brothers Academy |
| 11 | George Papas | Fr. | G | 6-5 | 175 | Jersey City, NJ/Union Catholic |
| 32 | Diago Quinn | Jr. | C | 6-10 | 255 | New York, NY/Lake Forest Academy [IL] |
| 5 | Nick Rutherford | Jr. | G | 6-3 | 185 | Indianapolis, IN/Allen |
| 0 | Ray Salnave | R-Fr. | G | 6-3 | 205 | Elmont, NY/Benjamin N. Cardozo |
| 1 | Pierre Sarr | Jr. | F | 6-8 | 195 | Dakar, Senegal/Roselle Catholic |
| 10 | Micah Seaborn | R-Jr. | G | 6-5 | 195 | Fort Worth, TX/Prime Prep |
| 23 | Austin Tilghman | Sr. | G | 6-1 | 225 | Wilmington, DE/Archbishop Carroll [PA] |
| 33 | Zac Tillman | 5-Sr. | C | 6-10 | 280 | Yeadon, PA/Shipleigh School |
| 4 | Mustapha Traore | R-So. | F | 6-8 | 210 | Philadelphia, PA/The Phelps School |

PRONUNCIATION GUIDE

| | |
|--------------------------------------|-------------------|
| #0 Ray Salnave | Sal-nayve |
| #4 Mustapha Traore | Tray-or |
| #11 George Papas | Pap-iss |
| #15 Daniel Pillari/#24 Louie Pillari | Pill-are-ee |
| #23 Austin Tilghman | Tillman |
| #32 Diago Quinn | Said like "Diego" |
| #44 Sam Ibiezugbe | Ibiza-bay |

Head Coach: King Rice (North Carolina, 1992) - 7th season at Monmouth

Assistant Coaches: Rick Callahan (Salem College, 1980) - 7th season at Monmouth, Duane Woodward (Boston College, 1998) - 4th season at Monmouth, Jamal Meeks (Indiana, 1992) - 3rd season at Monmouth

Director of Operations: Anthony Molisso (East Carolina, 2015) - 1st season at Monmouth

Special Assistant to the Head Coach: Brian Stafman (Syracuse, 2012) - 1st season at Monmouth

Athletic Trainer: Vanessa Sweeney, A.T.C.

2017-18 Monmouth Basketball Roster Breakdown

By Class

Seniors (3): D. Pillari, Tilghman, Tillman
Juniors (4): Quinn, Rutherford, Sarr, Seaborn
Sophomores (3): Ibiezugbe, L. Pillari, Traore
Freshmen (5): Hammond, Martin, McClary, Papas, Salnave

By Location

New Jersey (4): McClary, Papas, D. Pillari, L. Pillari
Pennsylvania (3): Martin, Tillman, Traore
New York (2): Quinn, Salnave
Delaware (1): Tilghman
Senegal (1): Sarr
Connecticut (1): Ibiezugbe
Texas (1): Seaborn
Maryland (1): Hammond
Indiana (1): Rutherford

By Position


Guard (9): Hammond, McClary, Papas, D. Pillari, L. Pillari, Rutherford, Salnave, Seaborn, Tilghman
Forward (4): Martin, Quinn, Sarr, Traore
Center (2): Ibiezugbe, Tillman

2017-18 BROADCAST SPOT CHART




0

Ray Salnave
R-Fr., G, 6-3, 205
Elmont, NY



1

Pierre Sarr
Jr., F, 6-8, 195
Dakar, Senegal



2

Melik Martin
Fr., F, 6-6, 200
York, PA



3

Deion Hammond
Fr., G, 6-4, 200
Mitchellville, MD



4

Mustapha Traore
R-So., F, 6-8, 210
Fort Worth, TX



5

Nick Rutherford
Jr., G, 6-3, 185
Indianapolis, IN



10

Micah Seaborn
R-Jr., G, 6-5, 195
Fort Worth, TX



11

George Papas
Fr., G, 6-5, 175
Jersey City, NJ



13

Marcus McClary
Fr., G, 6-3, 195
Linden, NJ



15

Dan Pillari
Sr., G, 5-10, 170
Oceanport, NJ



23

Austin Tilghman
Sr., G, 6-1, 230
Tinton Falls, NJ



24

Louie Pillari
R-So., G, 6-6, 200
Glenville, NY



32

Diago Quinn
Jr., C, 6-9, 255
New York City, NY



33

Zac Tillman
5-Sr., C, 6-10, 280
Yeadon, PA



44

Sam Ibiezugbe
So., C, 6-11, 245
Simsbury, CT

2017-18 COACHING STAFF



King Rice
Head Coach
Seventh Season
North Carolina, 1992



Rick Callahan
Assistant Coach
Seventh Season
Salem College, 1980




Duane Woodward
Assistant Coach
Fourth Season
Boston College, 1998



Jamal Meeks
Assistant Coach
Third Season
Indiana, 1992



Anthony Molisso
Director of Operations
First Season
East Carolina, 2015



Brian Stafman
Special Asst. to Head Coach
First Season
Syracuse, 2012

MONMOUTH NOTES

HITTING THE GLASS

Monmouth outrebounded Lehigh on Tuesday night by a whopping 53-24 margin, with the +29 being Monmouth's largest rebounding advantage in the King Rice era. The next closest was +26 in Monmouth's win over Fairfield last 1/22, with MU snagging 57 caroms in that contest.

WHAT A START FOR QUINN

Diago Quinn turned in a breakout performance in the inaugural game of his junior year, netting a career-high 16 points including a highlight reel dunk with 4:09 remaining. Quinn followed that up with another double digit game, just the third of his career and second in three games, in the win at Lehigh. He dunked twice and hit a career-best seven field goals, helping MU move to 2-1 on the season.

TRAORE DOING A LOT WITH A LITTLE

Mustapha Traore made an impact in the win over Lehigh despite playing 10 minutes on the night. He scored four points on a perfect 2-2 FG, but more importantly grabbed five rebounds. Four of those boards came in the final two minutes of the first half.

HAMMOND'S OPENING WEEKEND BREAKOUT

Deion Hammond became the first Monmouth freshman to score 30 points in his first two games under King Rice, topping Micah Seaborn's 28 points in 2015-16. Ed Waite also scored 28 points in his first two games prior to Rice's tenure in 2009. Hammond hit three straight triples at Seton Hall in the first half to pull MU within one, finishing with a game high 17 points. He became the first Hawk to lead Monmouth in scoring in a game as a true freshman since Josh James on February 22, 2014 against Saint Peter's.

BENCH SCORING

Monmouth has outscored their opponents off the bench in every game to this point of the season, including a 39-7 count at Seton Hall. MU also has seen a freshmen work into double figures after not starting in each game this year, with Deion Hammond doing so twice and Ray Salnave scoring 10 points at Lehigh.

SALNAVE'S SOLID NIGHT

After sitting out and earning a redshirt last season, Ray Salnave turned in a 10-point night at Lehigh on 3-7 shooting and 4-6 from the foul line. He also grabbed four rebounds and dished out two assists.

HIGH-MAJORS IN THE EARLY SEASON

For the sixth time in seven seasons since taking over as head coach, King Rice has opened the season with a 1-1 record. In five of those years, including four in a row, the loss has come at the hands of a high-major program: 2017, Seton Hall; 2016, South Carolina; 2015, Southern California; 2014, West Virginia; 2012, Notre Dame.

SEABORN TAKES OVER

Micah Seaborn claimed his first career double-double in the season opener, going for 21 points and 10 rebounds, a career-high in boards. Seaborn knocked in the game-winning foul shots with five seconds remaining to put MU up to stay, and shot 5-11 on the night while going 10-13 from the foul line with three assists and a steal. He continued with a 16-point effort on Saturday at Seton Hall, one of two Hawks to find double figures in the first two games (Deion Hammond). Seaborn has gone into doubles in all three contests.

TIME FOR THE YOUTH

Freshman Melik Martin, who did not sign with Monmouth until this past August, turned in an eight-rebound game on opening night, playing 18 minutes in the win. He snagged seven caroms in the first half, and his final board came on the final shot of the night, a rebound he grabbed and held as time expired to secure the win. Alongside Deion Hammond's back-to-back double figure efforts, George Papas has knocked down three triples and scored 11 points in the last two games and Martin went for six points and four rebounds at Lehigh.

MAAC PRESEASON

Micah Seaborn was Monmouth's lone Preseason All-MAAC selection, and was one of two unanimous choices to the MAAC Preseason First Team. Seaborn was a Preseason Second Team choice last year before ending his redshirt sophomore campaign on the First Team. Monmouth was chosen third in the MAAC Preseason Coaches Poll. The Hawks have never finished lower than projected in the preseason poll, with 2016-17 coming as the only year MU did not finish higher as the Blue and White were selected first in the poll and ended up winning the regular season crown.

WHAT THE HAWKS LOST

Monmouth graduated 61.9 percent of its scoring from last season with the loss of five seniors. Justin Robinson completed a famed career as the two-time MAAC Player of the Year and finished up as the school's all-time leading Division I scorer, netting 2,003 points. Je'lon Hornbeak graduated after two strong seasons, and Chris Brady closed atop MU's charts in blocks and rebounding. Josh James, a two-year captain and 500+ point scorer, joined Collin Stewart, a 700+ point career scorer, in closing out their time in the Blue and White.

MONMOUTH NOTES

WHAT THE HAWKS BRING BACK

Monmouth returns 1,050 of the 2,761 points the team scored last season, meaning that Monmouth brings back 38.1% of its scoring from 2016-17. The Hawks graduated four of their top six leading scorers from a season ago, and their top four rebounders. Micah Seaborn's 13.2 points per game is the highest returning, while Austin Tilghman's 3.2 rebounds per contest are the top coming back.

TWO GAMES, TWO STARTERS

After Ray Salnave made his collegiate debut by starting at the point guard spot against Bucknell, Austin Tilghman replaced Salnave in the starting five at Seton Hall. Tilghman, the 2017 MAAC Sixth Man of the Year, made just his second career start after making his first against Ole Miss in last year's NIT.

INCREASING CONFERENCE WINS

Monmouth is one of just three teams in the nation to equal or improve its conference win total in five straight seasons. The Hawks won five games two seasons in a row before improving by eight games to 13, and won 17 and 18 MAAC games respectively the last two seasons. Navy has increased in five straight seasons (0-2-4-8-9-10), as has South Carolina (2-4-5-6-11-12). With the MAAC moving to 18 league games this season, it will be impossible for MU to top last year's 18-win total.

HAWKS IN THE PROS

Several Hawks that played collegiately for King Rice are playing basketball professionally, with three more players joining the pro ranks this offseason. Justin Robinson is playing for Avtodor Saratov in the VTB United League in Russia, while Chris Brady joined Hebeisen White Wings Hanau, a ProA Division Team in Germany. Max DiLeo recently joined Rhein Stars Koeln and was named a team captain. Brady and DiLeo compete in the same league and will play against each other in Germany on November 26th. Deon Jones switched teams in Japan over the summer, and now competes for the Fukushima Firebonds after a season with Earthfriends Tokyo Z. Je'lon Hornbeak earned a training camp contract in October for the Fort Wayne Mad Ants, the NBA G-League affiliate of the Indiana Pacers. On Friday, 11/10, Hornbeak netted 18 points to help the Mad Ants over Toronto.

RUTTY SIGNS WITH THE HAWKS

On Wednesday, 11/8, Monmouth and King Rice inked 2018 forward Nikkei Rutty to a National Letter of Intent. Rutty is a 6'8" forward from the Trinity-Pawling and played his AAU competition with the PSA Cardinals. He has averaged 14 points, 12 rebounds and three assists per game to this point in his career. The forward has earned All-Tristate Second Team honors in addition to All New England Honorable Mention. As a junior, Rutty posted nine games with double digit rebounds, highlighted by a 19-rebound game against Taft and a 16-rebound night vs. Hotchkiss in the next game. He also posted 11 rebounds and five blocks against Berkshire.

DEPTH FOR THE BLUE AND WHITE

Though Monmouth returns only two players (Seaborn, Tilghman) that played more than 11.5 minutes per game last season, King Rice went to 12 players in the season's opening weekend. That number figures to be 13 with the addition of Sam Ibiezugbe, who did not see time against Bucknell or Seton Hall.

ZAC TILLMAN'S RETURN

Fifth year senior center Zac Tillman made his return to the court after sitting out and earning a redshirt a year ago. Tillman, now a graduate student, has seen action in 100 career contests at center, starting 67 of them. He missed just two career games in his first three seasons as a Hawk, and is shooting 47.6% from the floor in his time. Tillman converted a three-point play vs. Bucknell in the first half and totaled five bench points and four rebounds at SHU.

RICE COACHES WITH THE USA

Over the summer, Monmouth Head Coach King Rice went to Colorado Springs to assist the USA Basketball Men's U19 World Cup Team as a court coach. The training camp took place in June at the United States Olympic Training Center. He joined John Calipari (Kentucky), Tad Boyle (Colorado), Danny Manning (Wake Forest), Matt Painter (Purdue), and Ed Cooley (Providence) on the U19 staff.

STAFF CHANGES

King Rice had a few changes on his coaching staff during the offseason, with former assistant coach Sam Ferry moving on to the University of Pittsburgh. Jamal Meeks was moved from Director of Basketball Operations to assistant coach, while Anthony Molisso went from graduate assistant to Director of Operations. Another former graduate assistant, Brian Stafman, took on the role of Special Assistant to the Head Coach.

HEAD COACH KING RICE • North Carolina, 1992 • 7th Season • 108-93 Overall • MAAC: 53-27



King Rice enters his seventh season on the Monmouth sideline in 2017-18, coming off a 55-15 record across the last two seasons and back-to-back MAAC Coach of the Year honors. Rice comes off a MAAC record 18 league triumphs and set school records in regular season wins with 26 and consecutive victories with 17.

With his second straight conference Coach of the Year honor, Rice became just the third coach in MAAC history to repeat and the second to do it outright, joining former Iona coach Tim Welsh and ex-LaSalle head man Speedy Morris. Rice secured a second consecutive regular season title and the top seed in the MAAC Tournament, coaching the Hawks to a National Invitation Tournament for the second time. He also earned his second straight NABC District I Coach of the Year accolade, the first MU coach to do so.

Rice mentored Justin Robinson to a second straight MAAC Player of the Year and third All-MAAC First Team, as well as being named the Lou Henson National Mid-Major Player of the Year. Robinson graduated as the school's all-time leading scorer at the Division I level and became the second 2,000-point scorer in MU history.

He also coached his second MAAC Sixth Man of the Year in three years in guard Austin Tilghman, and a second straight all-league selection for Micah Seaborn, who was named First Team. MU won 17 straight games, including 16 straight to end the regular season, not losing after January 2. He secured a comeback win at Memphis in December, as well as a win over eventual Ivy champion Princeton at home.

In seven years in West Long Branch, Rice has now graduated 21 of 21 seniors after seven completed their degrees in May 2017. Following the season, Monmouth men's basketball was one of 44 programs recognized across the nation in men's hoops for its multiyear Academic Progress Rate (APR) and received the NCAA's APR Public Recognition Award. Monmouth was the only school in the Metro Atlantic Athletic Conference as well as one of just three teams in the state of New Jersey. Rice's team has earned this recognition in back-to-back seasons.

In 2015-16, leading the Hawks to a program best 28 wins and a top seed in the National Invitation Tournament, as well as wins over five high-major programs. He coached the Hawks to the MAAC regular season title with a 17-3 league mark, collecting MAAC Coach of the Year honors in addition to being named John McLendon National Coach of the Year. Rice picked up ECAC and NABC District I Coach of the Year accolades as well, while being named a finalist for the Ben Jobe Award.

Rice posted 17 league victories, including an 11-2 mark at home and a nation-leading 13 road tallies and 17 wins away from home, including neutral site wins. He secured Monmouth's first regular season title in 11 years and the top seed in the conference tournament while knocking off the program's first-ever ranked opponent in No. 17 Notre Dame on Thanksgiving night as well as wins at UCLA, Georgetown and Rutgers and a neutral site victory over Southern California. The Blue and White also notched its first national postseason win since 2006 and the first ever at home, topping Bucknell in the opening round of the NIT.

In his fifth season in West Long Branch, Rice mentored MAAC Player of the Year Justin Robinson and league Rookie of the Year Micah Seaborn, both of whom were all-conference selections along with senior Deon Jones. Robinson earned multiple national awards while setting the single-season scoring record under Rice's tutelage.

Rice, who was named a finalist for the 2015 Ben Jobe National Coach of the Year Award, led the Hawks to an 18-15 overall record in 2014-15 and a 13-7 mark in Metro Atlantic Athletic Conference action, which resulted in the No. 4 seed in the league postseason. The Hawks, who advanced to the conference semifinals in just their second season in the league, put a pair of guards on all-conference teams and held 26 of their opponents to 70 points or less.

Rice was named the head men's basketball coach at Monmouth University on March 30, 2011, and became the fifth head coach in the history of the Monmouth men's basketball program.

A native of Binghamton, N.Y. and a 1992 graduate of North Carolina, Rice had 13 seasons of experience in the collegiate coaching ranks, 10 of which came with current Pittsburgh head coach Kevin Stallings. For the previous five seasons before joining the Hawks, Rice was an assistant coach at Vanderbilt under Stallings, where the Commodores made the NCAA Tournament four of those years out of the Southeastern Conference.

Rice served as an assistant to Stallings for five seasons at Illinois State from 1994-98, helping the Redbirds advance to postseason play four times, including two appearances in the NCAA Tournament. Rice helped spearhead recruiting efforts and was noted for his solid relationships with players.

Prior to his stint in Normal, Ill., Rice began his coaching career as an assistant on Jerry Green's Oregon staff during the 1993 campaign. Following his five seasons with Stallings at Illinois State, Rice was an assistant for two years (1999-2000) at Providence under Tim Welsh.

As a point guard at North Carolina from 1988-91, Rice played for legendary coach Dean Smith, helping the Tar Heels to a 29-6 overall mark and appearance at the 1991 NCAA Final Four. He finished his career ranked third on the Tar Heels' all-time assist list with 629, and that mark ranks 11th all-time in Atlantic Coast Conference annals. Rice, who was a team captain in 1990-91 alongside Pete Chilcutt and Rick Fox, earned North Carolina's Carmichael-Cobb Award (team's outstanding defensive player) as a junior, and as a senior was tabbed the Foy Roberson Award recipient as the team's Most Inspirational Player.

Rice, who played in 140 career games for the Tar Heels and once had 13 assists in a single-game versus Kentucky, earned his bachelor's degree in communications from North Carolina in 1992.

Rice also served as head coach of the Bahamian National team for three seasons from 2001-2004.

PROFESSIONAL COACHING EXPERIENCE

2011-Present: Head Coach, Monmouth University (West Long Branch, N.J.)

2006-2011: Assistant Coach, Vanderbilt University (Nashville, Tenn.)

2001-2004: Head Coach, Bahamian National Team

1999-2000: Assistant Coach, Providence College (Providence, R.I.)

1993-1998: Assistant Coach, Illinois State University (Normal, Ill.)

1992-1993: Assistant Coach, University of Oregon (Eugene, Ore.)

NCAA POSTSEASON APPEARANCES

As an assistant coach (8):

NCAA (Illinois State 1997, 1998, Vanderbilt 2007, 2008, 2010, 2011)

NIT (Illinois State 1995, 1996)

As a player (4):

NCAA Tournament Sweet 16 (North Carolina 1988, 1989, 1990, 1991 [Final Four])

ACC Tournament Championship Teams (1989, 1991)

As a head coach (2):

NIT (Monmouth, 2016, 2017)

Rice Year-by-Year

| Year | Overall | Conf. | Notes |
|--|---------|-------|------------------------|
| 2011-12 | 12-20 | 10-8 | NEC Tournament |
| 2012-13 | 10-21 | 5-13 | |
| 2013-14 | 11-21 | 5-15 | MAAC Tournament |
| 2014-15 | 18-15 | 13-7 | MAAC Tournament semis |
| 2015-16 | 28-8 | 17-3 | MAAC Reg. Season title |
| 2016-17 | 27-7 | 18-2 | MAAC Reg. Season title |
| 2017-18 | 2-1 | 0-0 | |
| Career Record: 108-93 (7th season) | | | |
| Career MAAC Record: 53-27 (4th season) | | | |

Rice All-Time Opponents

| | |
|--------------------------|---------------|
| Albany | 0-1 |
| Army West Point | 1-1 |
| Bethune-Cookman | 1-0 |
| Binghamton | 2-0 |
| Brown | 0-1 |
| Bryant | 1-1 |
| Bucknell | 2-0 |
| Canisius | 7-2 |
| Central Connecticut | 2-1 |
| Cornell | 2-0 |
| Dayton | 0-1 |
| Drexel | 2-0 |
| Fairfield | 8-1 |
| Fairleigh Dickinson | 4-0 |
| Fordham | 2-2 |
| George Mason | 0-1 |
| George Washington | 0-1 |
| Georgetown | 1-0 |
| Georgia State | 0-1 |
| Harvard | 0-1 |
| Hofstra | 2-0 |
| Holy Cross | 1-0 |
| Iona | 4-6 |
| Lafayette | 1-1 |
| Lehigh | 1-0 |
| LIU Brooklyn | 1-3 |
| Manhattan | 3-5 |
| Marist | 6-2 |
| Maryland | 0-2 |
| Memphis | 1-0 |
| Mississippi Valley State | 1-0 |
| Mount St. Mary's | 2-2 |
| Navy | 1-1 |
| Niagara | 9-0 |
| North Carolina | 0-2 |
| North Carolina A&T | 1-0 |
| Notre Dame | 1-1 |
| Ole Miss | 0-1 |
| Penn | 1-1 |
| Penn State | 0-1 |
| Princeton | 1-0 |
| Quinnipiac | 4-6 |
| Rider | 5-7 |
| Robert Morris | 0-5 |
| Rutgers | 1-2 |
| Sacred Heart | 1-1 |
| Saint Francis | 2-2 |
| Saint Peter's | 4-4 |
| Seton Hall | 0-2 |
| Siena | 7-2 |
| SMU | 0-1 |
| South Alabama | 1-0 |
| South Carolina | 0-1 |
| South Carolina State | 1-0 |
| St. Francis Brooklyn | 4-2 |
| St. John's | 0-1 |
| Syracuse | 0-2 |
| Tennessee State | 1-0 |
| Towson | 0-1 |
| UCLA | 1-0 |
| USC | 1-1 |
| Vanderbilt | 0-1 |
| Villanova | 0-2 |
| Virginia Tech | 0-1 |
| Wagner | 3-5 |
| West Virginia | 0-1 |
| ALL-TIME | 108-93 |

MONMOUTH HIGHS AND LOWS

| | | Monmouth | Opponents |
|-----------------|-------------|--|--|
| Points 1st Half | High Low | 41 vs. Bucknell (11/10/17) 32 at Seton Hall (11/12/17) | 48, Seton Hall (11/12/17) 28, Lehigh (11/14/17) |
| Points 2nd Half | High Low | 47 at Lehigh (11/14/17) 33 at Seton Hall (11/12/17) | 47, Bucknell (11/10/17) 27, Seton Hall (11/12/17) |
| Total Points | High Low | 80 at Lehigh (11/14/17) 65 at Seton Hall (11/12/17) | 78, Bucknell (11/10/17) 72, Lehigh (11/14/17) |
| FG Made | High Low | 29 at Lehigh (11/14/17) 18 at Seton Hall (11/12/17) | 30, Seton Hall (11/12/17) 29, twice; last Lehigh (11/14/17) |
| FG Attempted | High Low | 56 at Lehigh (11/14/17) 43 at Seton Hall (11/12/17) | 69, Seton Hall (11/12/17) 66, Bucknell (11/10/17) |
| FG Percentage | High Low | 51.8 at Lehigh (11/14/17) 41.9 at Seton Hall (11/12/17) | 43.9, Bucknell (11/10/17) 38.8, Lehigh (11/14/17) |
| 3-Pt. FG Made | High Low | 8 at Lehigh (11/14/17) 5 vs. Bucknell (11/10/17) | 13, Bucknell (11/10/17) 7, Seton Hall (11/12/17) |
| 3-Pt. FG Att. | High Low | 22 at Lehigh (11/14/17) 12 vs. Bucknell (11/10/17) | 33, Bucknell (11/10/17) 25, Seton Hall (11/12/17) |
| 3-Pt. FG Pct. | High Low | 43.8 at Seton Hall (11/12/17) 36.4 at Lehigh (11/14/17) | 39.4, Bucknell (11/10/17) 27.6, Lehigh (11/14/17) |
| FT Made | High Low | 24 vs. Bucknell (11/10/17) 14 at Lehigh (11/14/17) | 12, Lehigh (11/14/17) 7, Bucknell (11/10/17) |
| FT Attempted | High Low | 30 vs. Bucknell (11/10/17) 23 at Lehigh (11/14/17) | 24, Lehigh (11/14/17) 16, Seton Hall (11/12/17) |
| FT Percentage | High Low | 84.6 at Seton Hall (11/12/17) 60.9 at Lehigh (11/14/17) | 50.0, twice; last Lehigh (11/14/17) 41.2, Bucknell (11/10/17) |
| Off. Rebounds | High Low | 12 at Lehigh (11/14/17) 5, twice; last at Seton Hall (11/12/17) | 19, Seton Hall (11/12/17) 6, Lehigh (11/14/17) |
| Def. Rebounds | High Low | 41 at Lehigh (11/14/17) 27 at Seton Hall (11/12/17) | 22, Bucknell (11/10/17) 18, Lehigh (11/14/17) |
| Total Rebounds | High Low | 53 Lehigh (11/14/17) 32 at Seton Hall (11/12/17) | 40, Seton Hall (11/12/17) 24, Lehigh (11/14/17) |
| Assists | High | 16 at Lehigh (11/14/17) | 17, Bucknell (11/10/17) |
| Blocked Shots | High | 4, twice; last at Seton Hall (11/12/17) | 2, Bucknell (11/10/17) |
| Steals | High | 4, twice; last at Seton Hall (11/12/17) | 10, Lehigh (11/14/17) |
| Turnovers | High Low | 27 at Lehigh (11/14/17) 13 vs. Bucknell (11/10/17) | 13, Seton Hall (11/12/17) 8, Bucknell (11/10/17) |

MONMOUTH INDIVIDUAL HIGHS/LOWS

Individual Highs

Points
Points by a Non-Starter
Field Goals Made
Field Goals Attempted
Free Throws Made
Free Throws Attempted
Free Throw Pct. (min 6)
3-Pt. FG Made
3-Pt. FG Attempted
Rebounds
Blocked Shots
Assists
Steals

Monmouth

21, Micah Seaborn vs. Bucknell (11/10/17)
17, Deion Hammond at Seton Hall (11/12/17)
7, Diago Quinn at Lehigh (11/14/17)
12, Micah Seaborn at Lehigh (11/14/17)
10, Micah Seaborn vs. Bucknell (11/10/17)
13, Micah Seaborn vs. Bucknell (11/10/17)
100.0 (6-6), Micah Seaborn at Seton Hall (11/12/17)
3, twice; last Micah Seaborn at Lehigh (11/14/17)
6, three times; last Seaborn/Hammond at Lehigh (11/14/17)
10, Micah Seaborn vs. Bucknell (11/10/17)
1, four players, twice; last at Seton Hall (11/12/17)
8, Austin Tilghman at Lehigh (11/14/17)
2, Pierre Sarr vs. Bucknell (11/10/17)

Opponents

31, Zach Thomas, Bucknell (11/10/17)
18, Jordan Cohen, Lehigh (11/14/17)
12, Zach Thomas, Bucknell (11/10/17)
23, Zach Thomas, Bucknell (11/10/17)
3, twice; last Angel Delgado, Seton Hall (11/12/17)
8, Zach Thomas, Bucknell (11/10/17)
50.0, Nana Foulland, Bucknell (11/10/17)
5, Zach Thomas, Bucknell (11/10/17)
11, Zach Thomas, Bucknell (11/10/17)
16, Zach Thomas, Bucknell (11/10/17)
2, Zach Thomas, Bucknell (11/10/17)
6, Stephen Brown, Bucknell (11/10/17)
6, Kahron Ross, Lehigh (11/14/17)

MONMOUTH STARTING LINEUPS

| DATE | OPPONENT | RESULT | GUARD | GUARD | GUARD | FORWARD | CENTER |
|-------|---------------|----------|----------|---------|------------|---------|--------|
| 11.10 | Bucknell | W, 79-78 | Salnave | Seaborn | L. Pillari | Sarr | Quinn |
| 11.12 | at Seton Hall | L, 65-75 | Tilghman | Seaborn | L. Pillari | Sarr | Quinn |
| 11.14 | at Lehigh | W, 80-72 | Tilghman | Seaborn | L. Pillari | Sarr | Quinn |

Monmouth's 2017-18 Record When...

| | | | |
|----------------------------------|-----|--------------------------------|-----|
| Plays at home | 1-0 | Plays in November | 2-1 |
| Plays on the road | 1-1 | Plays in December | 0-0 |
| Plays at neutral site | 0-0 | Plays in January | 0-0 |
| Games following win | 0-1 | Plays in February | 0-0 |
| Games following loss | 1-0 | Plays in March | 0-0 |
| Leads at half | 2-0 | Plays during the day | 0-1 |
| Trails at half | 0-1 | Plays at night | 2-0 |
| Tied at half | 0-0 | Plays on Sunday | 0-1 |
| Overtime games | 0-0 | Plays on Monday | 0-0 |
| Shoots 50% or higher | 1-0 | Plays on Tuesday | 1-0 |
| Shoots less than 50% | 1-1 | Plays on Wednesday | 0-0 |
| Opp. shoots 50% or less | 2-1 | Plays on Thursday | 0-0 |
| Shoots better than opp | 2-0 | Plays on Friday | 1-0 |
| Shoots worse than opp | 0-1 | Plays on Saturday | 0-0 |
| Outrebounds opponent | 1-0 | Margin is 5 pts or less | 1-0 |
| Is outrebounded | 1-1 | Margin is 10 pts or less | 1-1 |
| Has equal rebounds | 0-0 | Margin is between 11-20 | 0-0 |
| More TOs | 2-1 | Margin is more than 20 | 0-0 |
| Equal or less TOs than opp | 0-0 | Has a 20+ scorer | 1-0 |
| Equal or more bench pts | 2-1 | Scores 59 points or less | 0-0 |
| Less bench pts | 0-0 | Scores 60+ points | 2-1 |
| Makes 5+ 3-Pt. Shots | 2-1 | Scores 70+ points | 2-0 |
| No MU player fouls out | 2-1 | Scores 80+ points | 1-0 |
| 1+ MU player fouls out | 0-0 | Scores 90+ points | 0-0 |
| Has 15+ assists | 1-0 | Scores 100+ points | 0-0 |

Monmouth Media Services

In-Season Interview Policy: Requests for Coach Rice and Monmouth players must be made at least 24 hours in advance. All interviews must be coordinated through the Monmouth Office of Athletics Communications.

Practice: Practices are open to accredited members of the media with prior arrangements through the Office of Communications. Shooting of video and still photos is limited to the first 20 minutes of each practice unless other arrangements are made through Athletics Communications. Monmouth players are unavailable on gamedays until the post-game press conference.

Post-Game Press Conference: Post-game press conferences begin approximately 10 minutes after the conclusion of each game. A member of the Monmouth Athletics Communications staff will escort Monmouth head coach King Rice and requested players to the media room in the OceanFirst Bank Center. The opposing coach and players (if requested) will also be brought to the media room after Coach Rice.

Media Credentials: Arrangements for media credentials for Monmouth home basketball games must be made through the Monmouth Athletics Communications office. Requests by accredited media members should be submitted through Gary Kowal. Credentials must be requested at least 48 hours prior to requested game.

Social Media: Monmouth Basketball is active on Twitter (@MonmouthBBall), Facebook (Monmouth Basketball), Instagram (@MonmouthMensBball), Snapchat (MUHawks), and YouTube (YouTube.com/MonmouthHawks). Use the hashtag #FlyHawks for social interaction.

Contact: Gary Kowal, Monmouth Athletics Communications
E-mail: gkowal@monmouth.edu **Cell:** 732-861-0741

THE HOME OF THE HAWKS

Prior to the 2016-17 season, the arena formerly known as The MAC was renamed the OceanFirst Bank Center thanks to a naming rights deal with OceanFirst Bank. MU Basketball enters its eighth season in the building after playing previously in Boylan Gymnasium. Monmouth University ushered in a new era in the school's history with the completion and opening of the long anticipated arena in the Fall of 2009. It not only serves the school's 23 Division I Athletics programs, but is also a key asset for the entire University community. The facility features classroom and seminar space and a conference center that can be used for meetings, or be partitioned and used for study hall, clinics or workshops. The gym, which features a state-of-the-art fitness center, is also the location of the Leon Hess Champions' Hall, Monmouth Athletics Hall of Fame and Varsity Club, which will be used for hospitality for Blue/White Club members. Student lounges and study areas with complete wireless Internet access are also available.

The OceanFirst Bank Center, which is connected to Boylan Gym and the Steadman Natatorium, is 153,200 square feet of space for students and the community to utilize in many different capacities. It's most prominent feature is the 4,000 seat arena, which is the nest for the Monmouth men's and women's basketball programs. The arena also features a six-lane, 200-meter indoor track, which can be used for training and competition all year long. A fitness center with state-of-the-art strength and cardiovascular equipment is also housed here.

The arena provides varsity athletes & coaches with meeting facilities, locker rooms, practice and competition facilities & expanded and upgraded amenities. The University Bookstore was also relocated from the Stafford Student Center, which will improve accessibility for commuting students, and the additional square footage will enable the stocking of a greater variety of merchandise.

In the summer of 2011, with funds raised through private donations, Monmouth's varsity athletics weight room was given a \$200,000 overhaul.

Renovations, which began in June and were funded entirely by the generous donations of Monmouth supporters, included a brand new Mondo floor, replaced HVAC system, new lights and a fresh paint job. The aesthetics of the room were improved with MU branded wall decorations.





RAY SALNAVE

R-Freshman • Guard • 6-3 • 205
Elmont, NY • Benjamin N. Cardozo

| | 2017-18 | Career |
|----------------------------|---------|--------|
| Games Played | 3 | 3 |
| Games Started | 1 | 1 |
| Double-Doubles | 0 | 0 |
| Double-Digit Scoring Games | 1 | 1 |
| 20-Point Scoring Games | 0 | 0 |

Salnave's Career-Highs

| | |
|----------|--|
| Points | 10 at Lehigh, 11/14/17 |
| Rebounds | 4 at Lehigh, 11/14/17 |
| Assists | 2 at Lehigh, 11/14/17 |
| Blocks | 1 vs. Bucknell, 11/10/17 |
| Steals | 1 at Seton Hall, 11/12/17 |
| Minutes | 19 vs. Bucknell, 11/10/17 |
| FGM | 4 at Lehigh, 11/14/17 |
| 3FGM | n/a |
| FTs | 4 • two times • last at Lehigh, 11/14/17 |

2017-18 Game-by-Game

| | FG | 3FG | FT | REB | PF | TP | A | TO | B | S | Min |
|---------------|-------|-----|-----|-------|----|----|---|----|---|---|-----|
| vs. Bucknell | * 1-4 | 0-1 | 4-4 | 0-1-1 | 2 | 6 | 0 | 1 | 1 | 0 | 19 |
| at Seton Hall | 2-4 | 0-0 | 3-3 | 0-3-3 | 4 | 7 | 0 | 2 | 0 | 1 | 14 |
| at Lehigh | 3-7 | 0-2 | 4-6 | 0-4-4 | 4 | 10 | 2 | 5 | 0 | 0 | 16 |

Season-high in ***bold italics***



PIERRE SARR

Junior • Forward • 6-8 • 195
Dakar, Senegal • Roselle Catholic

| | 2017-18 | Career |
|----------------------------|---------|--------|
| Games Played | 3 | 59 |
| Games Started | 3 | 7 |
| Double-Doubles | 0 | 0 |
| Double-Digit Scoring Games | 0 | 1 |
| 20-Point Scoring Games | 0 | 0 |

Sarr's Career-Highs

| | |
|----------|---|
| Points | 16 at Niagara, 1/14/17 |
| Rebounds | 11 vs. Cornell, 11/22/16 |
| Assists | 1 • eight times • last vs. Fairfield, 1/22/17 |
| Blocks | 1 • six times • last at Seton Hall, 11/12/17 |
| Steals | 2 • three times • last vs. Bucknell, 11/10/17 |
| Minutes | 23 vs. Army, 12/10/16 |
| FGM | 5 at Niagara, 1/14/17 |
| 3FGM | 1 • six times • last vs. Bucknell, 11/10/17 |
| FTs | 5 • two times • last at Niagara, 1/14/17 |

2017-18 Game-by-Game

| | FG | 3FG | FT | REB | PF | TP | A | TO | B | S | Min |
|---------------|-------|-----|-----|-------|----|----|---|----|---|---|-----|
| vs. Bucknell | * 2-3 | 1-2 | 0-0 | 0-1-1 | 3 | 5 | 0 | 0 | 0 | 2 | 12 |
| at Seton Hall | * 1-2 | 0-1 | 0-0 | 2-2-4 | 1 | 2 | 0 | 1 | 1 | 0 | 13 |
| at Lehigh | * 1-3 | 0-1 | 2-4 | 1-4-5 | 1 | 4 | 0 | 3 | 0 | 0 | 15 |

Season-high in ***bold italics***



MELIK MARTIN

Freshman • Forward • 6-6 • 200
York, PA • York Catholic

| | 2017-18 | Career |
|----------------------------|---------|--------|
| Games Played | 3 | 3 |
| Games Started | 0 | 0 |
| Double-Doubles | 0 | 0 |
| Double-Digit Scoring Games | 0 | 0 |
| 20-Point Scoring Games | 0 | 0 |

2

Martin's Career-Highs

| | |
|----------|--|
| Points | 6 at Lehigh, 11/14/17 |
| Rebounds | 8 vs. Bucknell, 11/10/17 |
| Assists | 1 at Seton Hall, 11/12/17 |
| Blocks | 1 • two times • last at Seton Hall, 11/12/17 |
| Steals | 1 at Seton Hall, 11/12/17 |
| Minutes | 19 at Seton Hall, 11/12/17 |
| FGM | 2 at Lehigh, 11/14/17 |
| 3FGM | 1 at Seton Hall, 11/12/17 |
| FTs | 2 at Lehigh, 11/14/17 |

2017-18 Game-by-Game

| | FG | 3FG | FT | REB | PF | TP | A | TO | B | S | Min |
|---------------|-----|-----|-----|-------|----|----|---|----|---|---|-----|
| vs. Bucknell | 0-0 | 0-0 | 0-0 | 0-8-8 | 4 | 0 | 0 | 0 | 1 | 0 | 18 |
| at Seton Hall | 1-2 | 1-2 | 0-0 | 0-3-3 | 1 | 3 | 1 | 1 | 1 | 1 | 19 |
| at Lehigh | 2-3 | 0-0 | 2-4 | 1-3-4 | 4 | 6 | 0 | 2 | 0 | 0 | 16 |

Season-high in *bold italics*



DEION HAMMOND

Freshman • Guard • 6-4 • 200
Mitchellville, MD • Riverdale Baptist

| | 2017-18 | Career |
|----------------------------|---------|--------|
| Games Played | 3 | 3 |
| Games Started | 0 | 0 |
| Double-Doubles | 0 | 0 |
| Double-Digit Scoring Games | 2 | 2 |
| 20-Point Scoring Games | 0 | 0 |

3

Hammond's Career-Highs

| | |
|----------|--|
| Points | 17 at Seton Hall, 11/12/17 |
| Rebounds | 3 at Seton Hall, 11/12/17 |
| Assists | n/a |
| Blocks | n/a |
| Steals | 1 at Seton Hall, 11/12/17 |
| Minutes | 21 • two times • last at Seton Hall |
| FGM | 5 • two times • last at Seton Hall, 11/12/17 |
| 3FGM | 3 at Seton Hall, 11/12/17 |
| FTs | 4 at Seton Hall, 11/12/17 |

2017-18 Game-by-Game

| | FG | 3FG | FT | REB | PF | TP | A | TO | B | S | Min |
|---------------|------|-----|-----|-------|----|----|---|----|---|---|-----|
| vs. Bucknell | 5-8 | 2-4 | 1-1 | 0-1-1 | 1 | 13 | 0 | 1 | 0 | 0 | 21 |
| at Seton Hall | 5-11 | 3-6 | 4-5 | 1-2-3 | 2 | 17 | 0 | 1 | 0 | 1 | 21 |
| at Lehigh | 2-7 | 2-6 | 0-2 | 1-0-1 | 1 | 6 | 0 | 2 | 0 | 0 | 19 |

Season-high in *bold italics*



MUSTAPHA TRAORE

RS-Sophomore • Forward • 6-8 • 210
Philadelphia, PA • The Phelps School

| | 2017-18 | Career |
|----------------------------|---------|--------|
| Games Played | 3 | 33 |
| Games Started | 0 | 0 |
| Double-Doubles | 0 | 0 |
| Double-Digit Scoring Games | 0 | 0 |
| 20-Point Scoring Games | 0 | 0 |

4

Traore's Career-Highs

| | |
|----------|---|
| Points | 6 • three times • last vs. Niagara, 2/16/17 |
| Rebounds | 9 vs. Fairfield, 1/22/17 |
| Assists | 2 at Lehigh, 11/14/17 |
| Blocks | 2 vs. Niagara, 3/3/17 |
| Steals | 2 • two times • last vs. Fairfield, 1/22/17 |
| Minutes | 18 vs. Fairfield, 1/22/17 |
| FGM | 3 vs. Fairfield, 1/22/17 |
| 3FGM | n/a |
| FTs | 2 • two times • last vs. Niagara, 2/16/17 |

2017-18 Game-by-Game

| | FG | 3FG | FT | REB | PF | TP | A | TO | B | S | Min |
|---------------|-----|-----|-----|-------|----|----|---|----|---|---|-----|
| vs. Bucknell | 0-3 | 0-1 | 2-2 | 0-3-3 | 2 | 2 | 0 | 0 | 0 | 0 | 6 |
| at Seton Hall | 0-0 | 0-0 | 1-2 | 1-2-3 | 2 | 1 | 1 | 1 | 0 | 0 | 9 |
| at Lehigh | 2-2 | 0-0 | 0-0 | 2-3-5 | 1 | 4 | 2 | 0 | 1 | 0 | 10 |



MICAH SEABORN

RS-Junior • Guard • 6-5 • 195
Fort Worth, TX • Prime Prep Academy

| | 2017-18 | Career |
|----------------------------|---------|--------|
| Games Played | 3 | 71 |
| Games Started | 3 | 68 |
| Double-Doubles | 1 | 1 |
| Double-Digit Scoring Games | 3 | 51 |
| 20-Point Scoring Games | 1 | 14 |

10

Seaborn's Career-Highs

| | |
|----------|---|
| Points | 26 at Saint Peter's, 2/21/16 |
| Rebounds | 10 vs. Bucknell, 11/10/17 |
| Assists | 6 • three times • last at Fairfield, 2/21/17 |
| Blocks | 2 vs. Iona, 2/19/16 |
| Steals | 4 at South Carolina, 11/15/16 |
| Minutes | 39 • two times • last at South Carolina, 11/15/16 |
| FGM | 10 • two times • last vs. Iona, 1/6/17 |
| 3FGM | 8 vs. South Carolina State, 11/26/16 |
| FTs | 10 • two times • last vs. Manhattan, 1/20/17 |

2017-18 Game-by-Game

| | FG | 3FG | FT | REB | PF | TP | A | TO | B | S | Min |
|---------------|--------|-----|-------|---------|----|----|---|----|---|---|-----|
| vs. Bucknell | * 5-11 | 1-3 | 10-13 | 0-10-10 | 1 | 21 | 3 | 5 | 0 | 1 | 34 |
| at Seton Hall | * 4-9 | 2-4 | 6-6 | 0-4-4 | 1 | 16 | 1 | 6 | 1 | 1 | 31 |
| at Lehigh | * 6-12 | 3-6 | 0-0 | 0-7-7 | 2 | 15 | 3 | 4 | 0 | 1 | 24 |

Season-high in ***bold italics***

Season-high in ***bold italics***



GEORGE PAPAS

Freshman • Guard • 6-5 • 175
Jersey City, NJ • Union Catholic

| | 2017-18 | Career |
|----------------------------|---------|--------|
| Games Played | 3 | 3 |
| Games Started | 0 | 0 |
| Double-Doubles | 0 | 0 |
| Double-Digit Scoring Games | 0 | 0 |
| 20-Point Scoring Games | 0 | 0 |

11

Papas' Career-Highs

| | |
|----------|---------------------------|
| Points | 8 vs. Lehigh, 11/14/17 |
| Rebounds | 1 at Seton Hall, 11/12/17 |
| Assists | n/a |
| Blocks | n/a |
| Steals | 1 vs. Bucknell, 11/10/17 |
| Minutes | 12 at Lehigh, 11/14/17 |
| FGM | 2 at Lehigh, 11/14/17 |
| 3FGM | 2 at Lehigh, 11/14/17 |
| FTs | 2 at Lehigh, 11/14/17 |

2017-18 Game-by-Game

| | FG | 3FG | FT | REB | PF | TP | A | TO | B | S | Min |
|---------------|-----|-----|-----|-------|----|----|---|----|---|---|-----|
| vs. Bucknell | 0-0 | 0-0 | 0-0 | 0-0-0 | 0 | 0 | 0 | 1 | 0 | 1 | 4 |
| at Seton Hall | 1-1 | 1-1 | 0-0 | 0-1-1 | 0 | 3 | 0 | 0 | 0 | 0 | 7 |
| at Lehigh | 2-3 | 2-3 | 2-2 | 0-0-0 | 0 | 8 | 0 | 0 | 0 | 0 | 12 |

Season-high in *bold italics*



MARCUS MCCLARY

Freshman • Guard • 6-3 • 195
Linden, NJ • The Patrick School

| | 2017-18 | Career |
|----------------------------|---------|--------|
| Games Played | 3 | 3 |
| Games Started | 0 | 0 |
| Double-Doubles | 0 | 0 |
| Double-Digit Scoring Games | 0 | 0 |
| 20-Point Scoring Games | 0 | 0 |

13

McClary's Career-Highs

| | |
|----------|----------------------------|
| Points | 3 at Seton Hall, 11/12/17 |
| Rebounds | 2 at Seton Hall, 11/12/17 |
| Assists | n/a |
| Blocks | n/a |
| Steals | n/a |
| Minutes | 16 at Seton Hall, 11/12/17 |
| FGM | n/a |
| 3FGM | n/a |
| FTs | 3 at Seton Hall, 11/12/17 |

2017-18 Game-by-Game

| | FG | 3FG | FT | REB | PF | TP | A | TO | B | S | Min |
|---------------|-----|-----|-----|-------|----|----|---|----|---|---|-----|
| vs. Bucknell | 0-3 | 0-0 | 0-0 | 0-1-1 | 1 | 0 | 0 | 0 | 0 | 0 | 11 |
| at Seton Hall | 0-1 | 0-0 | 3-4 | 0-2-2 | 3 | 3 | 0 | 0 | 0 | 0 | 16 |
| at Lehigh | 0-0 | 0-0 | 0-0 | 0-1-1 | 1 | 0 | 0 | 0 | 0 | 0 | 11 |

Season-high in *bold italics*



DAN PILLARI

Senior • Guard • 5-10 • 170
Oceanport, NJ • Shore Regional

| | 2017-18 | Career |
|----------------------------|---------|--------|
| Games Played | 0 | 50 |
| Games Started | 0 | 0 |
| Double-Doubles | 0 | 0 |
| Double-Digit Scoring Games | 0 | 0 |
| 20-Point Scoring Games | 0 | 0 |

15

Pillari's Career-Highs

| | |
|----------|--|
| Points | 7 vs. Siena, 1/18/16 |
| Rebounds | 2 at Syracuse, 11/18/16 |
| Assists | 1 • three times • last at Marist, 1/30/17 |
| Blocks | none |
| Steals | 1 • three times • last vs. Cornell, 11/22/16 |
| Minutes | 11 vs. Fairfield, 1/22/17 |
| FGM | 2 vs. Siena, 1/18/16 |
| 3FGM | 2 vs. Siena, 1/18/16 |
| FTs | 3 vs. South Carolina State, 11/26/16 |

2017-18 Game-by-Game

| | FG | 3FG | FT | REB | PF | TP | A | TO | B | S | Min |
|---------------|----|-----|----|-----|----|----|---|----|---|---|-----|
| vs. Bucknell | | | | DNP | | | | | | | |
| at Seton Hall | | | | DNP | | | | | | | |
| at Lehigh | | | | DNP | | | | | | | |



AUSTIN TILGHMAN

Senior • Guard • 6-1 • 230
Wilmington, DE • Archbishop Carroll

| | 2017-18 | Career |
|----------------------------|---------|--------|
| Games Played | 3 | 105 |
| Games Started | 2 | 3 |
| Double-Doubles | 0 | 0 |
| Double-Digit Scoring Games | 0 | 18 |
| 20-Point Scoring Games | 0 | 1 |

23

Tilghman's Career-Highs

| | |
|----------|--|
| Points | 21 vs. Marist, 1/8/17 |
| Rebounds | 9 at Iona, 2/26/17 |
| Assists | 8 at Lehigh, 11/14/17 |
| Blocks | 1 vs. Marist, 2/16/15 |
| Steals | 4 at Quinnipiac, 1/28/16 |
| Minutes | 29 vs. Marist, 1/8/17 |
| FGM | 6 • three times • last vs. Princeton, 12/20/16 |
| 3FGM | 2 at Quinnipiac, 2/5/15 |
| FTs | 10 vs. Marist, 1/8/17 |

2017-18 Game-by-Game

| | FG | 3FG | FT | REB | PF | TP | A | TO | B | S | Min |
|---------------|-------|-----|-----|-------|----|----|---|----|---|---|-----|
| vs. Bucknell | 3-4 | 0-0 | 2-4 | 0-2-2 | 2 | 8 | 1 | 1 | 0 | 0 | 25 |
| at Seton Hall | * 0-5 | 0-1 | 0-0 | 0-1-1 | 0 | 0 | 3 | 1 | 0 | 0 | 25 |
| at Lehigh | * 3-4 | 0-0 | 3-3 | 0-5-5 | 1 | 9 | 8 | 6 | 0 | 1 | 23 |

Season-high in *bold italics*

Season-high in *bold italics*



LOUIE PILLARI

RS-Sophomore • Guard • 6-6 • 200
Tinton Falls, NJ • Christian Brothers Academy

| | 2017-18 | Career |
|----------------------------|---------|--------|
| Games Played | 3 | 33 |
| Games Started | 3 | 3 |
| Double-Doubles | 0 | 0 |
| Double-Digit Scoring Games | 0 | 2 |
| 20-Point Scoring Games | 0 | 0 |

24

Pillari's Career-Highs

| | |
|----------|---|
| Points | 16 vs. Niagara, 3/3/17 |
| Rebounds | 5 vs. Fairfield, 1/22/17 |
| Assists | 3 • two times • last vs. Ole Miss, 3/14/17 |
| Blocks | 1 • five times • last vs. Ole Miss, 3/14/17 |
| Steals | 2 vs. South Carolina State, 11/26/16 |
| Minutes | 20 vs. Fairfield, 1/22/17 |
| FGM | 4 • two times • last vs. Niagara, 3/3/17 |
| 3FGM | 2 • two times • last vs. Niagara, 3/3/17 |
| FTs | 6 vs. Niagara, 3/3/17 |

2017-18 Game-by-Game

| | | FG | 3FG | FT | REB | PF | TP | A | TO | B | S | Min |
|---------------|---|-----|-----|-----|-------|----|----|---|----|---|---|-----|
| vs. Bucknell | * | 2-3 | 1-1 | 0-0 | 0-0-0 | 0 | 5 | 1 | 2 | 0 | 0 | 17 |
| at Seton Hall | * | 2-4 | 0-1 | 0-0 | 0-0-0 | 1 | 4 | 0 | 1 | 0 | 0 | 10 |
| at Lehigh | * | 1-5 | 1-4 | 0-0 | 1-2-3 | 2 | 3 | 0 | 1 | 0 | 0 | 15 |

Season-high in ***bold italics***



DIAGO QUINN

Junior • Forward • 6-9 • 255
New York, NY • Lake Forest Academy

| | 2017-18 | Career |
|----------------------------|---------|--------|
| Games Played | 3 | 72 |
| Games Started | 3 | 4 |
| Double-Doubles | 0 | 0 |
| Double-Digit Scoring Games | 2 | 3 |
| 20-Point Scoring Games | 0 | 0 |

32

Quinn's Career-Highs

| | |
|----------|--|
| Points | 16 vs. Bucknell, 11/10/17 |
| Rebounds | 16 vs. Niagara, 2/28/16 |
| Assists | 1 • seven times • last vs. Fairfield, 1/22/17 |
| Blocks | 3 vs. Army, 12/10/16 |
| Steals | 2 • two times • last vs. Fairfield (MAAC SF), 3/7/16 |
| Minutes | 29 at Lehigh, 11/14/17 |
| FGM | 7 at Lehigh, 11/14/17 |
| 3FGM | n/a |
| FTs | 4 • three times • last vs. Bucknell, 11/10/17 |

2017-18 Game-by-Game

| | | FG | 3FG | FT | REB | PF | TP | A | TO | B | S | Min |
|---------------|---|------|-----|-----|-------|----|----|---|----|---|---|-----|
| vs. Bucknell | * | 6-10 | 0-0 | 4-5 | 3-4-7 | 3 | 16 | 0 | 0 | 1 | 0 | 24 |
| at Seton Hall | * | 1-3 | 0-0 | 2-2 | 0-1-1 | 4 | 4 | 0 | 2 | 0 | 0 | 11 |
| at Lehigh | * | 7-9 | 0-0 | 1-2 | 2-6-8 | 1 | 15 | 0 | 2 | 1 | 0 | 29 |

Season-high in ***bold italics***



ZAC TILLMAN

5-Senior • Center • 6-10 • 280
Yeadon, PA • Shipley School

| | 2017-18 | Career |
|----------------------------|---------|--------|
| Games Played | 3 | 101 |
| Games Started | 0 | 67 |
| Double-Doubles | 0 | 0 |
| Double-Digit Scoring Games | 0 | 5 |
| 20-Point Scoring Games | 0 | 0 |

Tillman's Career-Highs

| | |
|----------|--|
| Points | 17 vs. Marist, 2/16/14 |
| Rebounds | 8 vs. Rider, 2/26/15 |
| Assists | 4 at Iona, 2/14/14 |
| Blocks | 2 • three times • last vs. Bucknell (NIT 1st), 3/16/16 |
| Steals | 2 • three times • last at Quinnipiac, 2/5/15 |
| Minutes | 32 at Quinnipiac, 1/16/14 |
| FGM | 6 • three times • last vs. Rider, 2/26/16 |
| 3FGM | none |
| FTs | 5 • two times • last vs. Marist, 2/16/14 |

2017-18 Game-by-Game

| | FG | 3FG | FT | REB | PF | TP | A | TO | B | S | Min |
|---------------|-----|-----|-----|-------|----|----|---|----|---|---|-----|
| vs. Bucknell | 1-2 | 0-0 | 1-1 | 1-1-2 | 3 | 3 | 0 | 2 | 1 | 0 | 9 |
| at Seton Hall | 1-1 | 0-0 | 3-4 | 0-4-4 | 1 | 5 | 0 | 4 | 1 | 0 | 24 |
| at Lehigh | 0-1 | 0-0 | 0-0 | 2-3-5 | 2 | 0 | 1 | 0 | 0 | 0 | 10 |

Season-high in ***bold italics***



SAM IBIEZUGBE

Sophomore • Center • 6-11 • 245
Simsbury, CT • The Masters School

| | 2017-18 | Career |
|----------------------------|---------|--------|
| Games Played | 0 | 30 |
| Games Started | 0 | 0 |
| Double-Doubles | 0 | 0 |
| Double-Digit Scoring Games | 0 | 0 |
| 20-Point Scoring Games | 0 | 0 |

Ibiezugbe's Career-Highs

| | |
|----------|---|
| Points | 6 vs. Cornell, 11/22/16 |
| Rebounds | 6 • two times • last vs. Fairfield, 1/22/17 |
| Assists | n/a |
| Blocks | 3 vs. Fairfield, 1/22/17 |
| Steals | 1 • two times • last vs. Niagara, 3/3/17 |
| Minutes | 19 vs. South Carolina State, 11/26/16 |
| FGM | 3 vs. Cornell, 11/22/16 |
| 3FGM | n/a |
| FTs | 1 vs. Iona, 1/6/17 |

2017-18 Game-by-Game

| | FG | 3FG | FT | REB | PF | TP | A | TO | B | S | Min |
|---------------|----|-----|----|-----|----|----|---|----|---|---|-----|
| vs. Bucknell | | | | DNP | | | | | | | |
| at Seton Hall | | | | DNP | | | | | | | |
| at Lehigh | | | | DNP | | | | | | | |

Season-high in ***bold italics***

ASSISTANT COACHES



RICK CALLAHAN

Assistant Coach

7th Season

Salem College, 1980

-Joined Monmouth staff with Rice for 2011-12 season

-Over 30 years in collegiate coaching

-19 postseason appearances



DUANE WOODWARD

Assistant Coach

4th Season

Boston College, 1998

-Moved to assistant coach three years ago

-13-year professional career overseas



JAMAL MEEKS

Assistant Coach

3rd Season

Indiana, 1992

-Played guard for four years at Indiana under Bobby Knight

-Moved to assistant coach this past offseason



ANTHONY MOLISSO

Director of Operations

1st Season

East Carolina, 2015

-Named Director of Operations this offseason after spending time at MU as a graduate assistant



BRIAN STAFMAN

Special Assistant to the Head Coach

1st Season

Syracuse, 2012

-Named Special Assistant this offseason after spending time as a grad. assistant at MU

2017-18 BOX SCORES

GAME 1: MONMOUTH vs. BUCKNELL

Official Basketball Box Score -- Game Totals -- Final Statistics

Bucknell vs Monmouth

11/10/17 8:30 PM at OceanFirst Bank Center

Bucknell 78 • 0-1

| # | Player | Total | | 3-Ptr | | Rebounds | | | PF | TP | A TO Blk Stl | | | | Min |
|--------|-------------------|-------|-------|-------|------|----------|-----|-----|----|----|--------------|----|-----|-----|-----|
| | | FG | FGA | FG | FGA | Off | Def | Tot | | | A | TO | Blk | Stl | |
| 23 | Thomas, Zach | f | 12-23 | 5-11 | 2-8 | 3 | 13 | 16 | 2 | 31 | 0 | 4 | 2 | 1 | 35 |
| 20 | Foulland, Nana | c | 6-10 | 0-0 | 3-6 | 2 | 2 | 4 | 3 | 15 | 2 | 1 | 0 | 0 | 31 |
| 01 | Mackenzie, Kimbal | g | 0-8 | 0-6 | 0-0 | 1 | 2 | 3 | 4 | 0 | 2 | 0 | 0 | 0 | 30 |
| 02 | Brown, Stephen | g | 4-9 | 2-5 | 1-1 | 0 | 1 | 1 | 4 | 11 | 6 | 2 | 0 | 0 | 29 |
| 15 | Jones, Nate | g | 1-2 | 1-1 | 0-0 | 0 | 0 | 0 | 2 | 3 | 0 | 0 | 0 | 0 | 9 |
| 03 | Sotos, Jimmy | g | 1-2 | 1-1 | 1-2 | 0 | 2 | 2 | 1 | 4 | 2 | 0 | 0 | 0 | 16 |
| 04 | Sestina, Nate | g | 1-1 | 1-1 | 0-0 | 0 | 0 | 0 | 2 | 3 | 0 | 0 | 0 | 0 | 7 |
| 11 | Toomer, Avi | g | 2-5 | 2-5 | 0-0 | 1 | 0 | 1 | 4 | 6 | 3 | 0 | 0 | 1 | 23 |
| 12 | Meeks, John | g | 0-2 | 0-1 | 0-0 | 0 | 1 | 1 | 0 | 0 | 1 | 0 | 0 | 0 | 5 |
| 13 | Moore, Bruce | g | 2-4 | 1-2 | 0-0 | 0 | 0 | 0 | 2 | 5 | 1 | 1 | 0 | 1 | 13 |
| 22 | O'Reilly, Matt | g | 0-0 | 0-0 | 0-0 | 0 | 0 | 0 | 0 | 0 | 0 | 0 | 0 | 0 | 2 |
| Team | | | | | | 3 | 1 | 4 | | | | | | | |
| Totals | | | 29-66 | 13-33 | 7-17 | 10 | 22 | 32 | 24 | 78 | 17 | 8 | 2 | 3 | 200 |

FG % 1st Half: 11-31 35.5% 2nd half: 18-35 51.4% Game: 29-66 43.9% Deadball Rebounds 3.1
3FG % 1st Half: 4-15 26.7% 2nd half: 9-18 50.0% Game: 13-33 39.4%
FT % 1st Half: 5-13 38.5% 2nd half: 2-4 50.0% Game: 7-17 41.2%

Monmouth 79 • 1-0

| # | Player | Total | | 3-Ptr | | Rebounds | | | PF | TP | A TO Blk Stl | | | | Min |
|--------|------------------|-------|-------|-------|-------|----------|-----|-----|----|----|--------------|----|-----|-----|-----|
| | | FG | FGA | FG | FGA | Off | Def | Tot | | | A | TO | Blk | Stl | |
| 01 | Sarr, Pierre | f | 2-3 | 1-2 | 0-0 | 0 | 1 | 1 | 3 | 5 | 0 | 0 | 0 | 2 | 12 |
| 02 | Quinn, Diago | c | 6-10 | 0-0 | 4-5 | 3 | 4 | 7 | 3 | 16 | 0 | 0 | 1 | 0 | 24 |
| 00 | Salnave, Ray | g | 1-4 | 0-1 | 4-4 | 0 | 1 | 1 | 2 | 6 | 0 | 1 | 1 | 0 | 19 |
| 10 | Seaborn, Micah | g | 5-11 | 1-3 | 10-13 | 0 | 10 | 10 | 1 | 21 | 3 | 5 | 0 | 1 | 34 |
| 24 | Pillari, Louie | g | 2-3 | 1-1 | 0-0 | 0 | 0 | 0 | 0 | 5 | 1 | 2 | 0 | 0 | 17 |
| 02 | Martin, Melik | g | 0-0 | 0-0 | 0-0 | 0 | 8 | 8 | 4 | 0 | 0 | 0 | 1 | 0 | 18 |
| 03 | Hammond, Deion | g | 5-8 | 2-4 | 1-1 | 0 | 1 | 1 | 13 | 0 | 1 | 0 | 0 | 0 | 21 |
| 04 | Traore, Mustapha | g | 0-3 | 0-1 | 2-2 | 0 | 3 | 3 | 2 | 0 | 0 | 0 | 0 | 0 | 6 |
| 11 | Papas, George | g | 0-0 | 0-0 | 0-0 | 0 | 0 | 0 | 0 | 0 | 1 | 0 | 1 | 1 | 4 |
| 13 | McClary, Marcus | g | 0-3 | 0-0 | 0-0 | 0 | 1 | 1 | 0 | 0 | 0 | 0 | 0 | 0 | 11 |
| 23 | Tilghman, Austin | g | 3-4 | 0-0 | 2-4 | 0 | 2 | 2 | 2 | 8 | 1 | 1 | 0 | 0 | 25 |
| 33 | Tillman, Zac | g | 1-2 | 0-0 | 1-1 | 1 | 1 | 2 | 3 | 3 | 0 | 2 | 1 | 0 | 9 |
| Team | | | | | | 1 | 1 | 2 | | | | | | | |
| Totals | | | 25-51 | 5-12 | 24-30 | 5 | 33 | 38 | 22 | 79 | 5 | 13 | 4 | 4 | 200 |

FG % 1st Half: 14-27 51.9% 2nd half: 11-24 45.8% Game: 25-51 49.0% Deadball Rebounds 4.1
3FG % 1st Half: 4-8 50.0% 2nd half: 1-4 25.0% Game: 5-12 41.7%
FT % 1st Half: 9-13 69.2% 2nd half: 15-17 88.2% Game: 24-30 80.0%

Officials: Mel Chettum, King Whetstone, Adam Vandenberg

Technical fouls: Bucknell-None. Monmouth-None.

Attendance: 3159

#RockThePlanet | In Memory of Mike Radomski

| Score by periods | 1st | 2nd | Total |
|------------------|-----|-----|-------|
| Bucknell | 31 | 47 | 78 |
| Monmouth | 41 | 38 | 79 |

GAME 2: MONMOUTH AT SETON HALL

Official Basketball Box Score -- Game Totals -- Final Statistics

Monmouth vs Seton Hall

11/12/17 1:30 p.m. at Prudential Center (Newark, N.J.)

Monmouth 65 • 1-1

| # | Player | Total | | 3-Ptr | | Rebounds | | | PF | TP | A TO Blk Stl | | | | Min |
|--------|------------------|-------|-------|-------|-------|----------|-----|-----|----|----|--------------|----|-----|-----|-----|
| | | FG | FGA | FG | FGA | Off | Def | Tot | | | A | TO | Blk | Stl | |
| 01 | Sarr, Pierre | f | 1-2 | 0-1 | 0-0 | 2 | 2 | 4 | 1 | 2 | 0 | 1 | 1 | 0 | 13 |
| 24 | Pillari, Louie | f | 2-4 | 0-1 | 0-0 | 0 | 0 | 0 | 1 | 4 | 0 | 1 | 0 | 0 | 10 |
| 32 | Quinn, Diago | c | 1-3 | 0-0 | 2-2 | 0 | 1 | 1 | 4 | 4 | 0 | 2 | 0 | 0 | 11 |
| 10 | Seaborn, Micah | g | 4-9 | 2-4 | 6-6 | 0 | 4 | 4 | 1 | 16 | 1 | 6 | 1 | 1 | 31 |
| 23 | Tilghman, Austin | g | 0-5 | 0-1 | 0-0 | 0 | 1 | 1 | 0 | 0 | 3 | 1 | 0 | 0 | 25 |
| 00 | Salnave, Ray | g | 2-4 | 0-0 | 3-3 | 0 | 3 | 3 | 4 | 7 | 0 | 2 | 0 | 1 | 14 |
| 02 | Martin, Melik | g | 1-2 | 1-2 | 0-0 | 0 | 3 | 3 | 1 | 3 | 1 | 1 | 1 | 1 | 19 |
| 03 | Hammond, Deion | g | 5-11 | 3-6 | 4-5 | 1 | 2 | 3 | 2 | 17 | 0 | 1 | 0 | 1 | 21 |
| 04 | Traore, Mustapha | g | 0-0 | 0-0 | 1-2 | 1 | 2 | 3 | 2 | 1 | 1 | 1 | 0 | 0 | 9 |
| 11 | Papas, George | g | 1-1 | 1-1 | 0-0 | 0 | 1 | 1 | 0 | 3 | 0 | 0 | 0 | 0 | 7 |
| 13 | McClary, Marcus | g | 0-1 | 0-0 | 3-4 | 0 | 2 | 2 | 3 | 3 | 0 | 0 | 0 | 0 | 16 |
| 33 | Tillman, Zac | g | 1-1 | 0-0 | 3-4 | 0 | 4 | 4 | 1 | 5 | 0 | 4 | 1 | 0 | 24 |
| Team | | | | | | 1 | 2 | 3 | | | | | | | |
| Totals | | | 18-43 | 7-16 | 22-26 | 5 | 27 | 32 | 20 | 65 | 6 | 21 | 4 | 4 | 200 |

FG % 1st Half: 12-23 52.2% 2nd half: 6-20 30.0% Game: 18-43 41.9% Deadball Rebounds 3
3FG % 1st Half: 6-10 60.0% 2nd half: 1-6 16.7% Game: 7-16 43.8%
FT % 1st Half: 2-2 100.0 2nd half: 20-24 83.3% Game: 22-26 84.6%

Seton Hall 75 • 2-0

| # | Player | Total | | 3-Ptr | | Rebounds | | | PF | TP | A TO Blk Stl | | | | Min |
|--------|---------------------|-------|-------|-------|------|----------|-----|-----|----|----|--------------|----|-----|-----|-----|
| | | FG | FGA | FG | FGA | Off | Def | Tot | | | A | TO | Blk | Stl | |
| 01 | NZEI, Michael | f | 4-5 | 0-0 | 2-4 | 5 | 1 | 6 | 2 | 10 | 0 | 2 | 0 | 0 | 22 |
| 31 | DELGADO, Angel | c | 7-13 | 0-0 | 3-5 | 4 | 7 | 11 | 1 | 17 | 1 | 0 | 0 | 1 | 28 |
| 00 | CARRINGTON, Khadeen | g | 6-16 | 0-6 | 2-2 | 0 | 1 | 1 | 3 | 14 | 4 | 1 | 0 | 4 | 32 |
| 13 | POWELL, Myles | g | 7-13 | 4-9 | 0-0 | 1 | 3 | 4 | 4 | 18 | 3 | 1 | 0 | 1 | 25 |
| 20 | RODRIGUEZ, Desi | g | 3-7 | 2-4 | 1-2 | 2 | 3 | 5 | 4 | 9 | 3 | 2 | 0 | 0 | 26 |
| 02 | WALKER, Jordan | g | 0-1 | 0-1 | 0-2 | 0 | 0 | 0 | 2 | 0 | 2 | 0 | 0 | 0 | 10 |
| 04 | GORDON, Eron | g | 0-2 | 0-1 | 0-0 | 0 | 1 | 1 | 0 | 0 | 1 | 3 | 0 | 0 | 9 |
| 14 | SANOGO, Ismael | g | 0-2 | 0-0 | 0-0 | 3 | 2 | 5 | 2 | 0 | 2 | 3 | 0 | 2 | 18 |
| 22 | CALE, Myles | g | 2-5 | 1-3 | 0-0 | 1 | 1 | 2 | 1 | 5 | 0 | 0 | 1 | 1 | 18 |
| 23 | MAMUKELASHVILI, S. | g | 1-5 | 0-1 | 0-1 | 1 | 0 | 1 | 2 | 2 | 0 | 1 | 0 | 0 | 11 |
| 25 | FLORY, Philip | g | 0-0 | 0-0 | 0-0 | 0 | 1 | 1 | 1 | 0 | 0 | 0 | 0 | 0 | 1 |
| Team | | | | | | 2 | 1 | 3 | | | | | | | |
| Totals | | | 30-69 | 7-25 | 8-16 | 19 | 21 | 40 | 22 | 75 | 16 | 13 | 1 | 9 | 200 |

FG % 1st Half: 18-34 52.9% 2nd half: 12-35 34.3% Game: 30-69 43.5% Deadball Rebounds 2
3FG % 1st Half: 6-13 46.2% 2nd half: 1-12 8.3% Game: 7-25 28.0%
FT % 1st Half: 6-9 66.7% 2nd half: 2-7 28.6% Game: 8-16 50.0%

Officials: Brian O'Connell, Jeffrey Anderson, Wally Rutecki

Technical fouls: Monmouth-None. Seton Hall-None.

Attendance: 7139

NIT Season Tip-Off Campus Game

| Score by periods | 1st | 2nd | Total |
|------------------|-----|-----|-------|
| Monmouth | 32 | 33 | 65 |
| Seton Hall | 48 | 27 | 75 |

GAME 3: MONMOUTH AT LEHIGH

Official Basketball Box Score -- Game Totals -- Final Statistics

Monmouth vs Lehigh

11/14/17 7:05 p.m. at Stabler Arena - Bethlehem, Pa.

Monmouth 80 • 2-1

| # | Player | Total | | 3-Ptr | | Rebounds | | | PF | TP | A TO Blk Stl | | | | Min |
|--------|------------------|-------|-------|-------|-------|----------|-----|-----|----|----|--------------|----|-----|-----|-----|
| | | FG | FGA | FG | FGA | Off | Def | Tot | | | A | TO | Blk | Stl | |
| 01 | Sarr, Pierre | f | 1-3 | 0-1 | 2-4 | 1 | 4 | 5 | 1 | 4 | 0 | 3 | 0 | 0 | 15 |
| 32 | Quinn, Diago | f | 7-9 | 0-0 | 1-2 | 2 | 6 | 8 | 1 | 15 | 0 | 2 | 1 | 0 | 29 |
| 10 | Seaborn, Micah | g | 6-12 | 3-6 | 0-0 | 0 | 7 | 7 | 2 | 15 | 3 | 4 | 0 | 1 | 24 |
| 23 | Tilghman, Austin | g | 3-4 | 0-0 | 3-3 | 0 | 5 | 5 | 1 | 9 | 8 | 6 | 0 | 1 | 23 |
| 24 | Pillari, Louie | g | 1-5 | 1-4 | 0-0 | 1 | 2 | 3 | 2 | 3 | 0 | 1 | 0 | 0 | 15 |
| 00 | Salnave, Ray | g | 3-7 | 0-2 | 4-6 | 0 | 4 | 4 | 4 | 10 | 2 | 5 | 0 | 0 | 16 |
| 02 | Martin, Melik | g | 2-3 | 0-2 | 2-4 | 1 | 3 | 4 | 4 | 6 | 0 | 2 | 0 | 0 | 16 |
| 03 | Hammond, Deion | g | 2-7 | 2-6 | 0-2 | 1 | 0 | 1 | 1 | 6 | 2 | 0 | 0 | 0 | 19 |
| 04 | Traore, Mustapha | g | 2-2 | 0-0 | 0-0 | 2 | 3 | 5 | 1 | 4 | 2 | 0 | 1 | 0 | 10 |
| 11 | Papas, George | g | 2-3 | 2-3 | 2-2 | 0 | 0 | 0 | 0 | 8 | 0 | 0 | 0 | 0 | 12 |
| 13 | McClary, Marcus | g | 0-0 | 0-0 | 0-0 | 0 | 1 | 1 | 1 | 0 | 0 | 0 | 0 | 0 | 11 |
| 33 | Tillman, Zac | g | 0-1 | 0-0 | 0-0 | 2 | 3 | 5 | 2 | 0 | 1 | 0 | 0 | 0 | 10 |
| Team | | | | | | 2 | 3 | 5 | | | | | | | |
| Totals | | | 29-56 | 8-22 | 14-23 | 12 | 41 | 53 | 20 | 80 | 16 | 27 | 2 | 2 | 200 |

FG % 1st Half: 12-29 41.4% 2nd half: 17-27 63.0% Game: 29-56 51.8% Deadball Rebounds 6
3FG % 1st Half: 6-15 40.0% 2nd half: 2-7 28.6% Game: 8-22 36.4%
FT % 1st Half: 3-8 37.5% 2nd half: 11-15 73.3% Game: 14-23 60.9%

Lehigh 72 • 1-1

| # | Player | Total | | 3-Ptr | | Rebounds | | | PF | TP | A TO Blk Stl | | | | Min |
|----------------------------|-----------------|-----------------------|-------|-------------------|-------|----------|-----|-----|----|----|--------------|---|----|-----|-----|
| | | FG | FGA | FG | FGA | FT | FTA | Off | | | Def | A | TO | Blk | |
| 31 | Andree, Pat | f | 3-11 | 2-6 | 2-3 | 0 | 3 | 3 | 1 | 10 | 1 | 1 | 0 | 0 | 31 |
| 13 | Karnik, James | c | 2-2 | 0-0 | 2-3 | 3 | 1 | 4 | 4 | 6 | 1 | 1 | 0 | 0 | 21 |
| 01 | Ross, Kahrone | g | 5-10 | 1-2 | 2-5 | 1 | 3 | 4 | 4 | 13 | 4 | 1 | 0 | 6 | 33 |
| 02 | Leufroy, Kyle | g | 4-12 | 1-6 | 2-2 | 0 | 5 | 2 | 11 | 2 | 3 | 0 | 0 | 0 | 28 |
| 05 | Tejada, Lance | g | 1-9 | 1-5 | 0-2 | 0 | 2 | 2 | 2 | 3 | 0 | 1 | 0 | 1 | 23 |
| 04 | Bennett, Caleb | | 3-7 | 1-2 | 1-4 | 0 | 0 | 0 | 1 | 8 | 0 | 1 | 1 | 1 | 21 |
| 10 | Porter, Ed | | 1-1 | 0-0 | 1-2 | 0 | 1 | 1 | 3 | 3 | 0 | 1 | 0 | 0 | 8 |
| 11 | Cohen, Jordan | | 7-11 | 2-5 | 2-3 | 0 | 1 | 1 | 2 | 18 | 3 | 0 | 0 | 2 | 26 |
| 20 | Wilson, Marques | | 0-4 | 0-3 | 0-0 | 0 | 0 | 0 | 1 | 0 | 0 | 0 | 0 | 0 | 9 |
| Team | | | | | | 2 | 2 | 4 | | | | | | | |
| Totals | | | 26-67 | 8-27 | 12-24 | 6 | 18 | 24 | 20 | 72 | 11 | 9 | 1 | 10 | 200 |
| FG % 1st Half: 11-30 36.7% | | 2nd half: 15-37 40.5% | | Game: 26-67 38.8% | | Deadball | | | | | | | | | |
| 3FG % 1st Half: 4-12 16.7% | | 2nd half: 6-17 35.3% | | Game: 8-29 27.6% | | 6 | | | | | | | | | |
| FT % 1st Half: 4-12 33.3% | | 2nd half: 6-12 50.0% | | Game: 12-24 50.0% | | | | | | | | | | | |

Monmouth Combined Team Statistics (as of Nov 16, 2017)
All games

| RECORD: | OVERALL | HOME | AWAY | NEUTRAL |
|----------------|----------------|-------------|-------------|----------------|
| ALL GAMES | 2-1 | 1-0 | 1-1 | 0-0 |
| CONFERENCE | 0-0 | 0-0 | 0-0 | 0-0 |
| NON-CONFERENCE | 2-1 | 1-0 | 1-1 | 0-0 |

| # | Player | gp-gs | min | avg | Total | | 3-Point | | F-Throw | | Rebounds | | | | pf | dq | a | to | blk | stl | pts | avg |
|----|------------------|-------|-----|------|--------|------|---------|------|---------|-------|----------|-----|-----|------|----|----|----|----|-----|-----|-----|------|
| | | | | | fg-fga | fg% | 3fg-fga | 3fg% | ft-fa | ft% | off | def | tot | avg | | | | | | | | |
| 10 | Seaborn, Micah | 3-3 | 89 | 29.7 | 15-32 | .469 | 6-13 | .462 | 16-19 | .842 | 0 | 21 | 21 | 7.0 | 4 | 0 | 7 | 15 | 1 | 3 | 52 | 17.3 |
| 03 | Hammond, Deion | 3-0 | 61 | 20.3 | 12-26 | .462 | 7-16 | .438 | 5-8 | .625 | 2 | 3 | 5 | 1.7 | 4 | 0 | 0 | 4 | 0 | 1 | 36 | 12.0 |
| 32 | Quinn, Diago | 3-3 | 64 | 21.3 | 14-22 | .636 | 0-0 | .000 | 7-9 | .778 | 5 | 11 | 16 | 5.3 | 8 | 0 | 0 | 4 | 2 | 0 | 35 | 11.7 |
| 00 | Salnave, Ray | 3-1 | 49 | 16.3 | 6-15 | .400 | 0-3 | .000 | 11-13 | .846 | 0 | 8 | 8 | 2.7 | 10 | 0 | 2 | 8 | 1 | 1 | 23 | 7.7 |
| 23 | Tilghman, Austin | 3-2 | 73 | 24.3 | 6-13 | .462 | 0-1 | .000 | 5-7 | .714 | 0 | 8 | 8 | 2.7 | 3 | 0 | 12 | 8 | 0 | 1 | 17 | 5.7 |
| 24 | Pillari, Louie | 3-3 | 42 | 14.0 | 5-12 | .417 | 2-6 | .333 | 0-0 | .000 | 1 | 2 | 3 | 1.0 | 3 | 0 | 1 | 4 | 0 | 0 | 12 | 4.0 |
| 01 | Sarr, Pierre | 3-3 | 40 | 13.3 | 4-8 | .500 | 1-4 | .250 | 2-4 | .500 | 3 | 7 | 10 | 3.3 | 5 | 0 | 0 | 4 | 1 | 2 | 11 | 3.7 |
| 11 | Papas, George | 3-0 | 23 | 7.7 | 3-4 | .750 | 3-4 | .750 | 2-2 | 1.000 | 0 | 1 | 1 | 0.3 | 0 | 0 | 0 | 1 | 0 | 1 | 11 | 3.7 |
| 02 | Martin, Melik | 3-0 | 53 | 17.7 | 3-5 | .600 | 1-2 | .500 | 2-4 | .500 | 1 | 14 | 15 | 5.0 | 9 | 0 | 1 | 3 | 2 | 1 | 9 | 3.0 |
| 33 | Tillman, Zac | 3-0 | 43 | 14.3 | 2-4 | .500 | 0-0 | .000 | 4-5 | .800 | 3 | 8 | 11 | 3.7 | 6 | 0 | 1 | 6 | 2 | 0 | 8 | 2.7 |
| 04 | Traore, Mustapha | 3-0 | 25 | 8.3 | 2-5 | .400 | 0-1 | .000 | 3-4 | .750 | 3 | 8 | 11 | 3.7 | 5 | 0 | 3 | 1 | 1 | 0 | 7 | 2.3 |
| 13 | McClary, Marcus | 3-0 | 38 | 12.7 | 0-4 | .000 | 0-0 | .000 | 3-4 | .750 | 0 | 4 | 4 | 1.3 | 5 | 0 | 0 | 0 | 0 | 0 | 3 | 1.0 |
| | Team | | | | | | | | | | 4 | 6 | 10 | | | | 3 | | | | | |
| | Total..... | 3 | 600 | | 72-150 | .480 | 20-50 | .400 | 60-79 | .759 | 22 | 101 | 123 | 41.0 | 62 | 0 | 27 | 61 | 10 | 10 | 224 | 74.7 |
| | Opponents..... | 3 | 600 | | 85-202 | .421 | 28-87 | .322 | 27-57 | .474 | 35 | 61 | 96 | 32.0 | 66 | - | 44 | 30 | 4 | 22 | 225 | 75.0 |

| TEAM STATISTICS | MON | OPP | Date | Opponent | Score | Att. |
|------------------------|------------|------------|---------------------|-----------------|--------------|-------------|
| SCORING | 224 | 225 | 11/10/17 | BUCKNELL | w 79-78 | 3159 |
| Points per game | 74.7 | 75.0 | 11/12/17 | at Seton Hall | L 65-75 | 7139 |
| Scoring margin | -0.3 | - | 11/14/17 | at Lehigh | w 80-72 | 779 |
| FIELD GOALS-ATT | 72-150 | 85-202 | * - Conference game | | | |
| Field goal pct | .480 | .421 | | | | |
| 3 POINT FG-ATT | 20-50 | 28-87 | | | | |
| 3-point FG pct | .400 | .322 | | | | |
| 3-pt FG made per game | 6.7 | 9.3 | | | | |
| FREE THROWS-ATT | 60-79 | 27-57 | | | | |
| Free throw pct | .759 | .474 | | | | |
| F-Throws made per game | 20.0 | 9.0 | | | | |
| REBOUNDS | 123 | 96 | | | | |
| Rebounds per game | 41.0 | 32.0 | | | | |
| Rebounding margin | +9.0 | - | | | | |
| ASSISTS | 27 | 44 | | | | |
| Assists per game | 9.0 | 14.7 | | | | |
| TURNOVERS | 61 | 30 | | | | |
| Turnovers per game | 20.3 | 10.0 | | | | |
| Turnover margin | -10.3 | - | | | | |
| Assist/turnover ratio | 0.4 | 1.5 | | | | |
| STEALS | 10 | 22 | | | | |
| Steals per game | 3.3 | 7.3 | | | | |
| BLOCKS | 10 | 4 | | | | |
| Blocks per game | 3.3 | 1.3 | | | | |
| ATTENDANCE | 3159 | 7918 | | | | |
| Home games-Avg/Game | 1-3159 | 2-3959 | | | | |
| Neutral site-Avg/Game | - | 0-0 | | | | |

| Score by Periods | 1st | 2nd | Totals |
|-------------------------|------------|------------|---------------|
| Monmouth | 106 | 118 | 224 |
| Opponents | 107 | 118 | 225 |

Monmouth Season Schedule/Results & Leaders (as of Nov 16, 2017)
All games

| RECORD: | OVERALL | HOME | AWAY | NEUTRAL |
|----------------|----------------|-------------|-------------|----------------|
| ALL GAMES | 2-1 | 1-0 | 1-1 | 0-0 |
| CONFERENCE | 0-0 | 0-0 | 0-0 | 0-0 |
| NON-CONFERENCE | 2-1 | 1-0 | 1-1 | 0-0 |

| Date | Opponent | Score | Att. | High Points | High Rebounds |
|-------------|-----------------|--------------|-------------|--------------------|----------------------|
| 11/10/17 | BUCKNELL | W 79-78 | 3159 | (21)Seaborn, Micah | (10)Seaborn, Micah |
| 11/12/17 | at Seton Hall | 65-75 L | 7139 | (17)Hammond, Deion | (4)Sarr, Pierre |
| | | | | | (4)Tillman, Zac |
| | | | | | (4)Seaborn, Micah |
| 11/14/17 | at Lehigh | W 80-72 | 779 | (15)Quinn, Diago | (8)Quinn, Diago |
| | | | | (15)Seaborn, Micah | |

* - Conference game

| Attendance Summary | Games | Attend | Avg/Game |
|---------------------------|--------------|---------------|-----------------|
| Home | 1 | 3159 | 3159 |
| Away | 2 | 7918 | 3959 |
| Neutral | 0 | 0 | 0 |
| Total | 3 | 11077 | 3692 |

Monmouth Team Game-by-Game (as of Nov 16, 2017) **All games**

TEAM STATISTICS

| Opponent | Date | Score | | Total | | 3-Pointers | | Free throws | | Rebounds | | | | pf | a | t/o | blk | stl | pts | avg |
|---------------|----------|-------|---|--------|------|------------|------|-------------|------|----------|-----|-----|------|----|----|-----|-----|-----|-----|------|
| | | | | fg-fga | pct | 3fg-fga | pct | ft-fta | pct | off | def | tot | avg | | | | | | | |
| BUCKNELL | 11/10/17 | 79-78 | W | 25-51 | .490 | 5-12 | .417 | 24-30 | .800 | 5 | 33 | 38 | 38.0 | 22 | 5 | 13 | 4 | 4 | 79 | 79.0 |
| at Seton Hall | 11/12/17 | 65-75 | L | 18-43 | .419 | 7-16 | .438 | 22-26 | .846 | 5 | 27 | 32 | 35.0 | 20 | 6 | 21 | 4 | 4 | 65 | 72.0 |
| at Lehigh | 11/14/17 | 80-72 | W | 29-56 | .518 | 8-22 | .364 | 14-23 | .609 | 12 | 41 | 53 | 41.0 | 20 | 16 | 27 | 2 | 2 | 80 | 74.7 |
| Monmouth | | 224 | | 72-150 | .480 | 20-50 | .400 | 60-79 | .759 | 22 | 101 | 123 | 41.0 | 62 | 27 | 61 | 10 | 10 | 224 | 74.7 |
| Opponents | | 225 | | 85-202 | .421 | 28-87 | .322 | 27-57 | .474 | 35 | 61 | 96 | 32.0 | 66 | 44 | 30 | 4 | 22 | 225 | 75.0 |

Games played: 3
Points/game: 74.7
FG Pct: 48.0
3FG Pct: 40.0
FT Pct: 75.9

Rebounds/game: 41.0
Assists/game: 9.0
Turnovers/game: 20.3
Assist/turnover ratio: 0.4
Steals/game: 3.3
Blocks/game: 3.3