



# MISSOURI STATE BASEBALL



# MEDIA GUIDE

2022 EDITION



# 2022 MISSOURI STATE BASEBALL RECORD BOOK

## TABLE OF CONTENTS

Table of Contents.....	1
Quick Facts.....	1
2022 Roster.....	1
2021 Results and Statistics.....	2-10
Player Bios.....	12-22
Head Coach Keith Guttin.....	23-24
Assistant Coaches and Support Staff.....	25-26
Yearly Summary.....	28
Yearly Results.....	29-43
Conference Championship History.....	44-45
NCAA Championship History.....	46-49
Single Season Records.....	50
Career Records.....	51
Yearly Batting/Fielding Statistics.....	32
Yearly Pitching Statistics.....	33
Yearly Individual Leaders.....	54-57
Single-Game Leaders.....	58-60
Team Single Season Records.....	61
Hammons Field Records.....	62-63
Honors and Awards.....	64-67
Records Summary.....	68
Retired Jerseys.....	69
All-Americans.....	70-81
Professional Players.....	82-86
All-Time Alphabetical Roster.....	87-88
All-Time Numerical Roster.....	89-90
Series Summaries.....	91
Series Results.....	92-105
The Last Time it Happened.....	106

## QUICK FACTS

### Baseball Staff

Head Coach.....	Keith Guttin
.....	(Missouri-St. Louis, '78)
MSU Record.....	1,309-843
.....	(40th year at MSU)
Overall Record.....	1,309-843
.....	(40th year overall)
... Third among active Division I coaches in career wins	
Assistant Coach.....	Paul Evans
.....	(Southern Illinois, '81)
Assistant Coach.....	Joey Hawkins
.....	(Missouri State, '15)
Director of Player Development.....	Nick Petree
Volunteer Assistant.....	Jeremy Cologna
Graduate Manager.....	Trevor Cho
Graduate Manager.....	Cameron Witt
Director of Video Operations.....	Brady Thiesen
Strength & Conditioning.....	Chase Barber
Athletic Trainer.....	Jim Penkalski

### History

First Season of Competition.....	1964
All-Time Record.....	1,703-1,073-1
NCAA Tournament Appearances.....	11
(1987-1995-1996-1997-1999-2002-2003-2012-2015-2017-2018)	
NCAA Division I Tournament Record.....	22-24
Last NCAA Appearance.....	2018
Super Regional Appearances.....	3 (2003, 2015, 2017)
College World Series Appearance.....	1 (2003)

### Team Information

2021 Overall Record.....	21-23
2021 Conference Record.....	11-13
Postseason.....	Opening round, MVC Tournament
Letterwinners Returning/Lost.....	11/15
Starters Returning/Lost.....	7/2
Pitchers Returning/Lost.....	4/13
Newcomers.....	18

## 2022 ROSTER

No.	Player	Yr.	Pos.	B-T	Ht.	Wt.	Hometown (Previous School)
1	Liam Stumpf	Fr.	RHP	R-R	6-0	180	Dodgeville, Wis. (Mineral Point HS)
3	Cam Cratic	RSr.	OF	L-L	6-0	195	Madison, Wis. (Madison East HS/Madison College)
4	Jake Grauberger	Jr.	OF	R-R	5-10	185	Lee's Summit, Mo. (West HS/Johnson County CC)
5	Will Duff	Jr.	IF	R-R	5-11	195	Springfield, Mo. (Springfield Catholic HS/Vanderbilt)
8	Mason Hull*	Sr.	IF	R-R	6-0	195	Effingham, Ill. (Effingham HS)
10	Walker Jenkins	Sr.	IF	L-R	6-0	190	Sun Prairie, Wis. (Sun Prairie HS/Madison College/Virginia)
11	Jake McMahill	Sr.	RHP	R-R	6-2	197	Blue Springs, Mo. (Blue Springs HS/Evansville)
12	Riyan Rodriguez	Sr.	RHP	R-R	6-3	210	Santa Clarita, Calif. (Valencia HS/LA Mission College/Arkansas Tech)
13	Grant Wood	Sr.	IF	R-R	5-11	195	Jefferson City, Mo. (Jefferson City HS/Jefferson College)
14	Hayden Moore	Fr.	OF	S-R	5-11	165	Edwardsville, Ill. (Edwardsville HS)
16	Dakota Kotowski	Sr.	OF	R-R	6-5	245	Channahon, Ill. (Providence Catholic HS)
17	Jared Viertel	Sr.	RHP	R-R	6-4	190	Boonville, Mo. (Boonville HS/Crowder College)
18	Spencer Nivens	RFr.	IF	L-R	5-11	185	Columbia, Mo. (Rock Bridge HS)
19	Reece Lang	Jr.	LHP	R-L	6-3	190	Boonville, Mo. (Boonville HS/Crowder College)
21	Drake Baldwin*	Jr.	C	L-R	6-1	225	Madison, Wis. (Madison West HS)
23	Drew Townsend	Fr.	OF	L-R	6-2	215	Kansas City, Mo. (Park Hill Senior HS)
24	Adam Link	Sr.	RHP	R-R	6-1	200	Springfield, Mo. (Kickapoo HS/Middle Tennessee)
25	Anthony Soggi	Sr.	C	R-R	6-2	205	Norwalk, Conn. (McMahon HS/Lackawanna College/Little Rock)
26	Mason Greer	Jr.	IF	S-R	6-0	205	Colleyville, Texas (Heritage HS/McLennan CC)
27	Caden Wilson	RFr.	RHP	R-R	6-2	205	Kansas City, Mo. (Liberty North HS)
29	Jaden Rolffs	Sr.	C/1B/OF	R-R	6-2	210	Pella, Iowa (Pella Community HS/Iowa Western CC)
31	Forrest Barnes	Sr.	RHP	R-R	6-0	200	Ozark, Mo. (Ozark HS)
32	Kaden Joggerst	Fr.	RHP	R-R	6-3	185	O'Fallon, Ill. (O'Fallon Township HS)
33	Liam Moreno	Fr.	IF	R-R	5-9	195	Sun Prairie, Wis. (Sun Prairie HS)
34	Eric Loomis	So.	RHP	R-R	6-1	195	St. Louis, Mo. (Christian Brothers HS)
35	Dan Merrill	Jr.	RHP	R-R	6-5	215	Tulsa, Okla. (Homeschooled/Northeastern Oklahoma A&M)
36	Ty Buckner	RSr.	RHP	R-R	6-1	190	St. Louis, Mo. (Ladue Horton Watkins HS)
40	Trey Ziegenbein*	RSr.	RHP	R-R	6-3	165	Blue Springs, Mo. (Blue Springs HS/Johnson County CC)
41	Parker Johnson	Fr.	RHP	R-R	6-3	195	Breese, Ill. (Mater Dei Catholic HS)
43	Ty Blecha	Fr.	LHP	L-L	6-4	200	Shawnee, Kan. (Shawnee Mission Northwest HS)
44	Carlos Vasquez	Fr.	IF	S-R	6-1	200	Lawrence, Kan. (Lawrence HS)
50	Mason Roehr	Fr.	C	R-R	6-1	210	Granite City, Ill. (Granite City HS)

\* Captain

Head Coach: (2) Keith Guttin

Assistant Coaches: (28) Paul Evans, (7) Joey Hawkins

Director of Player Development: Nick Petree

Volunteer Assistant Coach: Jeremy Cologna

Graduate Manager: Trevor Cho

Graduate Manager: Cameron Witt

Director of Video Operations: Brady Thiesen

Strength and Conditioning: Chase Barber

Athletic Trainer: Jim Penkalski

### Pronunciation Guide

Ty Blecha.....	Bleck • uh
Cam Cratic.....	rhymes with 'attic'
Jake Grauberger.....	GRAU (like 'wow') • burger
Keith Guttin.....	rhymes with 'button'
Kaden Joggerst.....	JOG • urst
Dakota Kotowski.....	kuh • TOW (like 'ouch') • ski
Jake McMahill.....	Mc • MAY • hill
Riyan Rodriguez.....	Ryan
Mason Roehr.....	Roar
Anthony Soggi.....	.SO • chee
Jared Viertel.....	rhymes with 'turtle'
Trey Ziegenbein.....	ZIG • en • bine

### Roster Breakdown

Sixth-year Seniors (1): Jake McMahill

Fifth-year Seniors (7): Ty Buckner, Cam Cratic, Walker Jenkins, Adam Link, Riyan Rodriguez, Grant Wood, Trey Ziegenbein

Fourth-year Seniors (6): Forrest Barnes, Mason Hull, Dakota Kotowski, Jaden Rolffs, Anthony Soggi, Jared Viertel

Juniors (6): Drake Baldwin, Will Duff, Jake Grauberger, Mason Greer, Reece Lang, Dan Merrill

Sophomore (1): Eric Loomis

Redshirt Freshman (2): Spencer Nivens, Caden Wilson

True Freshmen (9): Ty Blecha, Kaden Joggerst, Parker Johnson, Hayden Moore, Liam Moreno, Mason Roehr, Liam Stumpf, Drew Townsend, Carlos Vasquez

**NOTE:** Based on guidelines from the Missouri Valley Conference and NCAA, Missouri State has advanced the eligibility classifications of its student athletes for the 2021-22 seasons. Student-athletes wishing to take advantage of the extra "COVID" season will be listed as a senior again after their original eligibility would have expired.



21-23 Overall, 11-13 MVC

Date	MSU Totals	Opponent	Opp. Totals	W/L	Record	Winner	Loser	Save	Time	Att.	Highlights
2/23	8-11-0	at Oral Roberts	2-9-2	W	1-0	BUCKNER	Davis	--	3:12	606	Buckner 4 IP, 0 R; Cratic 3-4, 3 RBI
2/24	14-13-0	at Oral Roberts	11-10-4	W	2-0	ZIEGENBEIN	Gaskins	--	3:27	421	Led 13-0 in 4th; Whetstone reached safely 6 times
2/26	6-11-0	Central Arkansas	1-4-0	W	3-0	RUSSELL	Moyer	--	2:52	439	Kotowski 3-r 2B in 5th; UCA strands 12
2/27	2-10-2	Central Arkansas	5-7-0	L	3-1	Janak	VIERTEL	Cleveland	3:03	815	MSU strands 12 runners; Jenkins RBI double
2/28	12-15-0	Central Arkansas	2-4-0	W	4-1	WILEY	Johnston	--	3:18	420	Wiley 6 IP, 3 H; Duffy 4 RBI, 3 R
3/2	0-3-2	#14 Oklahoma State	7-10-0	L	4-2	Campbell	BUCKNER	--	2:45	605	OSU pitchers fan 18; Buckner 6 IP, 7 Ks
3/6	5-6-2	vs. Tarleton State®	7-12-0	L	4-3	Jones	JUENGER	Wood	3:00	155	TSU hits GS in 8th; Duffy 2-for-4, 3 SB
3/7	15-13-1	at Central Arkansas	9-6-2	W	5-3	WILEY	Cleveland	--	3:35	256	Baldwin GS, 6 RBI; Rolffs GS, 4 RBI
3/9	2-8-2	at Arkansas State	10-11-1	L	5-4	Nash	BUCKNER	Jumper	2:40	341	ASU scores 8 in 4th; Cruikshank 2 hitless IP
3/10	3-10-5	at Arkansas State	7-9-2	L	5-5	Bryant	VIERTEL	--	2:56	207	Red Wolves score 4 in 1st; MSU allows 4 UE runs
3/16	5-6-0	Oral Roberts	1-5-1	W	6-5	WILEY	Kowalski	--	2:35	432	Wiley 7 IP, 4 H, 6 K; Rolffs 3-r HR in 7th
3/19	1-6-0	at Southern Miss	2-4-0	L	6-6	Stanley	MINTON	Ramsey	2:48	--	Baldwin 2-for-3, RBI; Bullpen 4 scoreless IP, 2 H
3/20	0-3-1	at Southern Miss	5-7-0	L	6-7	Powell	VIERTEL	--	2:45	--	Viertel 4.1 IP, 3 H; One MSU player reached 2nd
3/21	1-2-1	at Southern Miss	3-4-1	L	6-8	Ethridge	WILEY	Ramsey	2:12	--	Whetstone solo HR; Wiley 7 IP, 4 H
3/23	11-13-1	at #18 Oklahoma State	8-11-0	W	7-8	ZIEGENBEIN	Kelly	JUENGER	4:00	2466	Scored 6 in 7th; 26 total baserunners
3/30	9-11-1	at SEMO (10)	8-13-0	W	8-8	JUENGER	Williams	--	3:35	115	Scored 2 in 9th and 3 in 10th; Rolffs 2-r HR in 10th
4/1	5-11-1	Bradley*	4-7-1	W	9-8, 1-0	ZIEGENBEIN	Catton	--	2:56	355	Cratic walk-off HBP; Whetstone, Rolffs HR in 5th
4/2	1-5-3	Bradley* (7)	10-10-1	L	9-9, 1-1	Hamilton	RUSSELL	--	2:12	601	Russell 10 Ks; MSU two runners after 2nd inning
4/2	4-6-1	Bradley*	3-10-1	W	10-9, 2-1	ZIEGENBEIN	Jausel	--	3:31	601	Hull walk-off single; Rolffs 2-r HR in 7th
4/3	7-10-1	Bradley*	10-6-1	L	10-10, 2-2	Catton	AXMAN	--	3:53	701	MSU pitchers issued 17 BB, 3 HBP
4/6	9-11-1	Drury	8-14-0	W	11-10	JUENGER	Jenkins	--	3:15	881	Baldwin walk-off HR; Whetstone reached 5 times
4/13	7-8-1	at Missouri	5-8-2	W	12-10	WILEY	Robertson	JUENGER	3:37	600	MSU led 6-0, stole 6 bases; Jenkins 2-3, 2 BB, 3 SB
4/16	5-9-0	at Evansville*	3-9-1	W	13-10, 3-2	ZIEGENBEIN	Parks	--	2:40	--	Rolffs, Hull RBI hits in 8th; Ziegenbein 2.2 IP, 1 runner
4/17	3-5-0	at Evansville* (7)	0-4-0	W	14-10, 4-2	RUSSELL	Reinhardt	--	1:42	--	Russell CG, 6Ks; Baldwin 2-r HR in 6th
4/17	2-10-0	at Evansville*	4-5-0	L	14-11, 4-3	McMahill	MINTON	--	2:23	--	Bears strand 11 runners; Cratic 3-for-5
4/18	9-9-2	at Evansville*	5-11-1	W	15-11, 5-3	THOMAZIN	Schultz	JUENGER	2:57	--	Kotowski 3-for-5, 4 RBI; G. Wood 3 RBI
4/30	2-7-0	at Southern Illinois*	3-6-0	L	15-12, 5-4	Lewis	WILEY	McDaniel	2:23	--	Baldwin solo HR; Bears hit into four GDP
5/1	5-10-1	at Southern Illinois* (7)	6-8-1	L	15-13, 5-5	Back	JUENGER	McDaniel	2:17	--	SIU scores 5 in 6th; Kotowski, Hull each reach 3 times
5/1	0-6-0	at Southern Illinois*	4-7-0	L	15-14, 5-6	Harrison	MINTON	--	2:06	--	MSU advanced two runners past 1st; Minton 5.1 IP, 6 Ks
5/2	0-6-0	at Southern Illinois*	5-7-1	L	15-15, 5-7	Chapman	VIERTEL	--	2:13	--	Viertel 7 IP, 3 H, 2 ER, retired final 14; Baldwin 2 2B
5/5	1-8-0	at Kansas	3-9-0	L	15-16	Cyr	CARSON	Ulane	3:02	452	Bullpen 5.2 IP, 5 H, 1 R; Stranded 11 on base
5/7	2-6-0	Indiana State*	7-10-1	L	15-17, 5-8	Guerrero	WILEY	Fenlong	2:41	210	Hull, Rolffs solo HR; Wiley MSU season high 7.1 IP
5/7	4-13-0	Indiana State* (8)	3-9-1	W	16-17, 6-8	ZIEGENBEIN	Frey	--	2:26	210	Hull walk-off 1B, 4-5, 3 RBI; Ziegenbein 3 IP, 1 H
5/8	2-9-0	Indiana State*	13-17-1	L	16-18, 6-9	Weaver	MINTON	--	3:10	388	ISU scores 7 in 4th; Baldwin hit streak to 15 games
5/9	2-5-0	Indiana State*	5-8-1	L	16-19, 6-10	Drake	VIERTEL	--	2:23	263	Whetstone 2-r HR in 9th
5/14	2-7-1	at Illinois State*	4-7-2	L	16-20, 6-11	Johnson	WILEY	Kubiatowicz	2:44	--	Bears strand 12 on base; ISU scores 3 in 6th
5/15	3-5-2	at Illinois State* (8)	4-7-1	L	16-21, 6-12	Wyman	ZIEGENBEIN	--	2:38	--	ISU wins on walk-off error; Whetstone reached 4 times
5/15	1-5-0	at Illinois State*	3-5-0	L	16-22, 6-13	Sinisko	MINTON	--	2:02	--	Minton career highs of 7 IP, 6 Ks
5/16	2-7-1	at Illinois State*	1-6-0	W	17-22, 7-13	VIERTEL	Anderson	JUENGER	2:31	--	Viertel 6.0 IP, 1 R; Mozley go-ahead RBI hit in 7th
5/20	2-8-0	Valparaiso*	1-5-0	W	18-22, 8-13	WILEY	Rhodehouse	JUENGER	2:14	241	Wiley 7 IP, 2 H, 0 R, 7 Ks; Kotowski 2-r HR in 2nd
5/21	7-8-2	Valparaiso* (8)	6-8-0	W	19-22, 9-13	ZIEGENBEIN	Chasey	--	2:41	187	Hull tying 2-r single in 6th, walk-off 2B in 8th
5/21	9-10-0	Valparaiso*	4-5-1	W	20-22, 10-13	BARNES	Rosenkranz	--	2:18	187	Scored 6 in 7th; Barnes 5 IP, 0 R, G. Wood 3 RBI
5/22	2-5-0	Valparaiso*	1-2-1	W	21-22, 11-13	ZIEGENBEIN	Turzenski	JUENGER	2:02	412	Duffy go-ahead 1B in 8th; Pitchers retired final 15
5/25	4-6-0	Valparaiso\$ (10)	6-12-2	L	21-23	Tieman	ZIEGENBEIN	--	3:02	256	Cratic tying RBI in 9th; VU 2-r 2B in 10th

\* Missouri Valley Conference game; ® at Conway, Ark.; \$ MVC Tournament in Carbondale, Ill.

Record Breakdown: 21-23 overall, 11-13 MVC; 10-9 non-conference; 10-14 away; 11-7 home; 0-2 neutral; 4-1 February, 4-7 March, 7-4 April, 6-11 May; 15-19 day games; 6-4 night games; longest winning streak - 5; longest losing streak - 6

Inning-By-Inning Summary

	1	2	3	4	5	6	7	8	9	X	Total
Missouri State	23	24	22	28	20	20	28	13	15	3	196
Opponents	28	18	19	43	29	21	22	22	13	43	219



**Overall Batting/Fielding**

Player	avg	gp-gs	ab	r	h	2b	3b	hr	rbi	tb	slg%	bb	hp	so	gdp	ob%	sf	sh	sb-att	po	a	e	fld%	
Hull,Mason	.313	32-26	99	13	31	3	2	2	14	44	.444	12	0	15	1	.384	1	0	2-2	41	69	2	.982	
Cratic,Cam	.309	37-36	136	19	42	4	1	0	16	48	.353	17	4	20	2	.396	2	2	9-12	51	5	1	.982	
Baldwin,Drake	.291	43-41	148	18	43	7	2	4	23	66	.446	17	14	21	2	.411	1	0	3-3	210	19	1	.996	
Whetstone,Ben	.267	44-44	150	29	40	6	1	5	21	63	.420	40	3	24	4	.421	4	0	2-3	352	31	2	.995	
Duffy,Jack	.261	38-38	153	18	40	7	1	3	23	58	.379	12	4	32	3	.329	1	4	6-6	78	2	2	.976	
Wood,Grant	.243	44-44	148	14	36	7	0	1	14	46	.311	30	4	33	5	.378	3	0	1-1	33	76	5	.956	
Jenkins,Walker	.208	42-42	130	21	27	2	1	1	8	34	.262	14	6	33	4	.313	0	1	11-13	45	89	5	.964	
Rolffs,Jaden	.203	39-35	133	20	27	5	0	10	27	62	.466	8	3	27	4	.262	1	0	0-0	13	0	0	1.000	
Kotowski,Dakota	.199	43-42	156	17	31	8	0	5	23	54	.346	12	5	55	3	.276	1	1	1-1	69	2	2	.973	
-----																								
Mozley,Blake	.286	33-19	77	9	22	2	0	0	8	24	.312	11	0	25	1	.375	0	1	0-0	13	39	2	.963	
Geha,Logan	.235	19-16	51	7	12	2	0	1	3	17	.333	8	3	16	0	.365	1	3	2-4	160	16	0	1.000	
Ziegler,Greg	.150	22-6	20	4	3	1	1	0	1	6	.300	6	0	7	0	.333	1	2	0-0	18	0	1	.947	
Stuckey,Beau	.125	14-4	8	4	1	0	0	0	0	1	.125	0	0	5	0	.125	0	0	0-0	4	6	1	.909	
Hill,Cole	.100	13-2	10	0	1	0	0	0	0	1	.100	1	0	2	0	.182	0	1	0-0	9	11	3	.870	
Wood,Landen	.000	14-1	3	3	0	0	0	0	1	0	.000	2	0	1	0	.400	0	0	0-0	1	0	0	1.000	
Totals	.250	44	1422	196	356	54	9	32	182	524	.368	190	46	316	29	.354	16	15	37-45	1125	414	34	.978	
Opponents	.252	44	1384	219	349	75	10	22	195	510	.368	206	49	356	28	.366	11	32	29-41	1138	381	33	.979	

LOB - Team (359), Opp (342). DPs turned - Team (39), Opp (39). IBB - Team (4), Whetstone,B. 2, Duffy,J. 1, Rolffs,J. 1, Opp (7). Picked off - Mozley,B. 1, Jenkins,W. 1, Wood,L. 1, Cratic,C. 1, Duffy,J. 1, Whetstone,B. 1.

**Overall Pitching**

Player	era	w-l	app	gs	cg	sho	sv	ip	h	r	er	bb	so	2b	3b	hr	b/avg	wp	hp	bk	sfa	sha		
Wiley,Logan	3.47	5-4	13	11	0	0/0	0	72.2	60	30	28	22	58	10	1	5	.234	3	11	0	3	8		
Ziegenbein,Trey	3.77	8-2	29	0	0	0/0	0	57.1	53	30	24	22	56	18	2	2	.250	4	3	0	0	5		
Russell,Matt	4.53	2-1	13	7	1	1/0	0	51.2	57	32	26	22	43	15	1	2	.282	2	2	1	1	5		
-----																								
McMahon,Ian	3.00	0-0	6	0	0	0/0	0	6.0	7	3	2	2	5	2	0	1	.292	0	1	0	0	1		
Viertel,Jared	3.53	1-5	11	9	0	0/0	0	43.1	36	22	17	32	38	5	1	0	.225	8	3	0	1	1		
Juenger,Hayden	3.86	2-2	16	0	0	0/0	6	21.0	20	10	9	6	31	3	0	3	.256	0	1	0	0	2		
Schroeder,Cole	3.86	0-0	3	0	0	0/0	0	2.1	1	1	1	4	2	0	0	0	.125	0	0	0	0	0		
Minton,Hayden	4.19	0-5	9	8	0	0/0	0	43.0	35	20	20	26	38	8	1	2	.235	3	6	0	1	4		
Barnes,Forrest	4.71	1-0	8	1	0	0/0	0	21.0	18	12	11	15	23	4	2	2	.234	2	2	1	0	2		
Thomazin,Logan	5.56	1-0	10	0	0	0/0	0	11.1	8	8	7	9	16	3	0	0	.195	4	6	0	2	0		
Loomis,Eric	6.75	0-0	1	0	0	0/0	0	1.1	2	1	1	4	0	1	0	0	.333	2	0	0	0	0		
Carson,Peyton	6.94	0-1	11	1	0	0/0	0	11.2	15	10	9	6	12	3	0	1	.313	1	0	1	1	0		
Buckner,Ty	7.90	1-2	3	3	0	0/0	0	13.2	17	12	12	6	15	1	1	2	.315	3	3	0	1	2		
Cruikshank,Ben	10.12	0-0	7	2	0	0/0	0	10.2	9	13	12	15	12	0	1	2	.237	1	7	0	0	2		
Axman,Ethan	10.29	0-1	4	2	0	0/0	0	7.0	8	8	8	10	6	2	0	0	.308	2	3	0	1	0		
Schmidt,Nick	54.00	0-0	3	0	0	0/0	0	0.2	1	4	4	3	0	0	0	0	.500	0	1	0	0	0		
Senn,David	81.00	0-0	1	0	0	0/0	0	0.1	2	3	3	2	1	0	0	0	.667	0	0	0	0	0		
Totals	4.66	21-23	44	44	1	1/0	6	375.0	349	219	194	206	356	75	10	22	.252	35	49	3	11	32		
Opponents	4.01	23-21	44	44	5	4/3	11	379.1	356	196	169	190	316	54	9	32	.250	28	46	8	16	15		

PB - Team (3), Baldwin,D. 2, Geha,L. 1, Opp (10). Pickoffs - Team (6), Ziegenbein,T 2, Russell,M. 1, Baldwin,D. 1, Geha,L. 1, Minton,H. 1, Opp (6). SBA/ATT - Baldwin,D. (17-23), Geha,L. (12-18), Wiley,L. (7-10), Thomazin,L. (6-6), Cruikshank,B (5-5), Minton,H. (3-5), Ziegenbein,T (1-4), Viertel,J. (4-4), Barnes,F. (2-3), Axman,E. (0-2), Russell,M. (0-1), Juenger,H. (1-1).

Missouri State Team Game-By-Game Batting Statistics



Date	Opponent	ab	r	h	rbi	2b	3b	hr	tb	bb	ibb	sb	cs	hbp	sac	sf	gdp	k	po	a	e	lob	avg
02-23-21	at Oral Roberts	38	8	11	7	1	1	0	14	4	0	1	0	1	1	1	0	10	27	8	0	10	.289
02-24-21	at Oral Roberts	40	14	13	12	1	1	3	25	10	0	2	0	1	0	0	0	10	27	9	0	10	.308
02-26-21	CENTRAL ARKANSAS	32	6	11	6	2	0	1	16	2	0	0	2	0	0	0	0	7	27	10	0	4	.318
02-27-21	CENTRAL ARKANSAS	35	2	10	1	3	0	0	13	4	0	0	0	1	1	0	1	13	27	13	2	12	.310
02-28-21	CENTRAL ARKANSAS	36	12	15	12	2	0	1	20	9	0	1	1	2	1	0	0	6	27	13	0	12	.331
03-02-21	OKLAHOMA STATE	30	0	3	0	0	0	0	3	4	0	0	0	2	0	0	0	18	27	7	2	9	.299
03-06-21	vs Tarleton State	30	5	6	5	1	0	1	10	4	0	4	0	3	1	1	0	7	27	12	2	7	.286
03-07-21	at Central Arkansas	41	15	13	14	0	1	2	21	4	0	2	0	4	0	0	0	7	27	7	1	7	.291
03-09-21	at Arkansas State	34	2	8	2	0	0	1	11	3	0	0	0	1	0	1	0	5	24	11	2	10	.285
03-10-21	at Arkansas State	37	3	10	3	1	0	0	11	4	0	0	0	0	0	0	1	7	24	10	5	11	.283
03-16-21	ORAL ROBERTS	28	5	6	5	3	0	1	12	6	0	2	1	3	1	1	0	7	27	9	0	10	.278
03-19-21	at Southern Miss	32	1	6	1	1	0	0	7	3	0	1	0	1	0	0	1	10	24	13	0	8	.271
03-20-21	at Southern Miss	29	0	3	0	1	0	0	4	1	0	0	0	0	0	0	1	7	24	6	1	3	.260
03-21-21	at Southern Miss	30	1	2	1	0	0	1	5	0	0	0	0	1	0	0	0	9	24	11	0	3	.248
03-23-21	at Oklahoma State	37	11	13	11	0	0	2	19	10	0	1	0	4	0	0	3	13	27	4	1	13	.255
03-30-21	at Southeast Missouri	38	9	11	8	2	0	2	19	2	0	0	0	1	1	1	0	10	30	13	1	5	.258
*04-01-21	BRADLEY	31	5	11	4	2	0	2	19	5	1	0	0	3	0	0	1	5	27	6	1	10	.263
*04-02-21	BRADLEY	24	1	5	1	0	0	0	5	1	0	0	0	0	0	0	1	3	21	8	3	3	.261
*04-02-21	BRADLEY	29	4	6	4	1	0	1	10	11	0	1	0	1	1	1	0	8	27	5	1	13	.258
*04-03-21	BRADLEY	36	7	10	7	3	1	0	15	7	0	0	0	1	0	0	0	7	27	12	1	10	.259
04-06-21	DRURY	34	9	11	9	3	0	3	23	7	1	0	0	0	0	0	0	9	27	7	1	8	.262
04-13-21	at MIZZOU	32	7	8	5	2	0	1	13	10	0	6	0	1	0	3	0	11	27	9	1	12	.262
*04-16-21	at Evansville	34	5	9	5	1	0	1	13	3	0	1	0	0	0	0	0	8	27	10	0	5	.262
*04-17-21	at Evansville	24	3	5	3	1	1	1	11	5	0	0	0	0	0	0	0	3	21	7	0	5	.260
*04-17-21	at Evansville	34	2	10	1	0	1	0	12	6	0	1	0	0	0	0	0	2	24	11	0	11	.262
*04-18-21	at Evansville	34	9	9	9	2	0	1	14	6	0	1	0	3	0	1	0	5	27	4	2	8	.262
*04-30-21	at Southern Illinois	29	2	7	2	0	0	1	10	3	0	0	0	3	1	0	4	6	24	7	0	7	.261
*05-01-21	at Southern Illinois	30	5	10	5	3	1	1	18	2	0	2	0	0	0	0	2	6	18	14	1	6	.264
*05-01-21	at Southern Illinois	32	0	6	0	1	0	0	7	0	0	1	1	0	0	0	0	10	24	7	0	5	.261
*05-02-21	at Southern Illinois	33	0	6	0	2	0	0	8	0	0	0	0	0	0	0	0	9	24	9	0	6	.258
05-05-21	at Kansas	33	1	8	1	3	0	0	11	5	0	0	0	1	0	0	2	6	24	10	0	11	.258
*05-07-21	INDIANA STATE	32	2	6	2	1	0	2	13	3	0	0	0	1	1	0	1	7	27	16	0	8	.256
*05-07-21	INDIANA STATE	34	4	13	4	1	0	1	17	3	1	0	0	0	0	1	1	6	24	9	0	13	.260
*05-08-21	INDIANA STATE	34	2	9	2	0	0	0	9	4	0	1	0	1	0	1	1	10	27	8	0	11	.260
*05-09-21	INDIANA STATE	32	2	5	2	0	0	1	8	4	0	0	0	0	0	0	1	5	27	9	0	7	.257
*05-14-21	at Illinois State	33	2	7	1	2	0	0	9	6	0	1	0	0	2	0	1	5	24	13	1	12	.256
*05-15-21	at Illinois State	28	3	5	2	0	0	0	5	4	1	1	0	0	0	1	0	5	21	10	2	7	.254
*05-15-21	at Illinois State	30	1	5	1	0	0	0	5	2	0	0	0	0	0	0	2	6	24	9	0	4	.252
*05-16-21	at Illinois State	31	2	7	2	1	0	0	8	2	0	3	1	1	1	0	1	5	27	8	1	6	.251
*05-20-21	VALPARAISO	29	2	8	2	0	0	1	11	3	0	0	1	1	1	0	1	3	27	10	0	8	.252
*05-21-21	VALPARAISO	27	7	8	6	2	1	0	12	8	0	1	0	1	1	1	1	4	24	11	2	10	.253
*05-21-21	VALPARAISO	32	9	10	8	4	0	0	14	2	0	0	0	3	0	2	1	1	27	9	0	6	.254
*05-22-21	VALPARAISO	28	2	5	2	0	0	0	5	4	0	1	1	0	0	0	0	6	27	8	0	6	.253
05-25-21	vs Valparaiso	36	4	6	4	1	1	0	9	4	0	2	0	0	1	0	1	9	30	12	0	7	.250
Totals		1422	196	356	182	54	9	32	524	190	4	37	8	46	15	16	29	316	1125	414	34	359	.250



### Missouri State Team Game-By-Game Pitching Statistics

Date	Opponent	ip	h	r	er	bb	so	2b	3b	hr	wp	bk	hbp	dp	ibb	score	w-l	sv	era
02-23-21	at Oral Roberts	9.0	9	2	2	2	11	2	0	0	1	0	0	2	0	8-2	1-0	0	2.00
02-24-21	at Oral Roberts	9.0	10	11	11	7	9	2	1	1	0	0	1	1	0	14-11	2-0	0	6.50
02-26-21	CENTRAL ARKANSAS	9.0	4	1	1	8	9	2	0	0	0	0	4	0	0	6-1	3-0	0	4.67
02-27-21	CENTRAL ARKANSAS	9.0	7	5	4	7	6	1	0	1	2	0	2	1	0	2-5	3-1	0	4.50
02-28-21	CENTRAL ARKANSAS	9.0	4	2	2	6	9	1	0	0	1	0	0	1	0	12-2	4-1	0	4.00
03-02-21	OKLAHOMA STATE	9.0	10	7	5	1	11	1	1	3	1	0	0	0	0	0-7	4-2	0	4.17
03-06-21	vs Tarleton State	9.0	12	7	7	7	8	4	1	1	0	0	0	0	0	5-7	4-3	0	4.57
03-07-21	at Central Arkansas	9.0	6	9	8	12	10	1	0	1	2	0	4	1	0	15-9	5-3	0	5.00
03-09-21	at Arkansas State	8.0	11	10	10	6	7	2	1	1	2	0	3	2	0	2-10	5-4	0	5.62
03-10-21	at Arkansas State	8.0	9	7	3	8	5	1	0	0	2	0	0	2	0	3-7	5-5	0	5.42
03-16-21	ORAL ROBERTS	9.0	5	1	1	1	11	1	0	1	0	0	1	1	0	5-1	6-5	0	5.01
03-19-21	at Southern Miss	8.0	4	2	2	5	7	2	0	0	1	0	1	2	1	1-2	6-6	0	4.80
03-20-21	at Southern Miss	8.0	7	5	4	7	8	2	0	0	2	0	2	0	0	0-5	6-7	0	4.78
03-21-21	at Southern Miss	8.0	4	3	3	1	6	0	1	0	0	0	3	0	1	1-3	6-8	0	4.69
03-23-21	at Oklahoma State	9.0	11	8	8	3	14	3	0	2	0	2	4	1	0	11-8	7-8	1	4.92
03-30-21	at Southeast Missouri	10.0	13	8	7	7	9	2	1	1	0	0	2	1	1	9-8	8-8	1	5.01
*04-01-21	BRADLEY	9.0	7	4	4	3	7	1	0	1	1	0	1	0	0	5-4	9-8	1	4.95
*04-02-21	BRADLEY	7.0	10	10	8	2	12	1	0	1	1	0	0	0	0	1-10	9-9	1	5.19
*04-02-21	BRADLEY	9.0	10	3	3	7	13	2	0	0	1	0	0	0	0	4-3	10-9	1	5.07
*04-03-21	BRADLEY	9.0	6	10	9	17	8	1	0	0	4	0	3	1	1	7-10	10-10	1	5.28
04-06-21	DRURY	9.0	14	8	6	4	13	1	1	1	1	0	2	0	0	9-8	11-10	1	5.31
04-13-21	at MIZZOU	9.0	8	5	4	6	12	2	0	0	2	0	1	0	0	7-5	12-10	2	5.25
*04-16-21	at Evansville	9.0	9	3	3	1	9	3	0	1	0	0	1	1	0	5-3	13-10	2	5.15
*04-17-21	at Evansville	7.0	4	0	0	1	6	2	0	0	0	0	0	0	0	3-0	14-10	2	4.98
*04-17-21	at Evansville	8.0	5	4	4	5	3	3	0	0	1	0	1	0	0	2-4	14-11	2	4.96
*04-18-21	at Evansville	9.0	11	5	4	2	7	3	0	0	0	0	0	0	0	9-5	15-11	3	4.92
*04-30-21	at Southern Illinois	8.0	6	3	3	5	5	1	1	0	1	0	0	0	0	2-3	15-12	3	4.87
*05-01-21	at Southern Illinois	6.0	8	6	5	3	1	3	0	1	1	0	0	2	0	5-6	15-13	3	4.93
*05-01-21	at Southern Illinois	8.0	7	4	4	4	7	2	0	1	1	1	1	1	0	0-4	15-14	3	4.92
*05-02-21	at Southern Illinois	8.0	7	5	5	4	5	3	0	0	1	0	0	1	0	0-5	15-15	3	4.94
05-05-21	at Kansas	8.0	9	3	3	3	6	5	0	0	1	0	2	1	0	1-3	15-16	3	4.89
*05-07-21	INDIANA STATE	9.0	10	7	7	7	8	1	0	0	0	0	3	1	0	2-7	15-17	3	4.96
*05-07-21	INDIANA STATE	8.0	9	3	3	5	6	1	0	0	0	0	0	4	1	4-3	16-17	3	4.92
*05-08-21	INDIANA STATE	9.0	18	13	13	9	10	0	0	2	0	0	2	2	0	2-13	16-18	3	5.17
*05-09-21	INDIANA STATE	9.0	8	5	5	5	8	1	0	0	1	0	1	2	0	2-5	16-19	3	5.16
*05-14-21	at Illinois State	8.0	7	4	3	5	3	2	0	1	1	0	1	2	1	2-4	16-20	3	5.12
*05-15-21	at Illinois State	7.0	7	4	2	3	4	3	0	0	0	0	0	2	0	3-4	16-21	3	5.06
*05-15-21	at Illinois State	8.0	5	3	3	2	7	0	0	1	1	0	0	0	0	1-3	16-22	3	5.02
*05-16-21	at Illinois State	9.0	6	1	1	5	7	1	1	0	0	0	0	2	1	2-1	17-22	4	4.91
*05-20-21	VALPARAISO	9.0	5	1	1	0	12	2	0	0	0	0	1	1	0	2-1	18-22	5	4.81
*05-21-21	VALPARAISO	8.0	8	6	3	3	8	3	0	0	0	0	0	1	0	7-6	19-22	5	4.77
*05-21-21	VALPARAISO	9.0	5	4	3	5	9	0	1	0	1	0	0	0	0	9-4	20-22	5	4.73
*05-22-21	VALPARAISO	9.0	2	1	1	2	6	0	0	0	0	0	0	0	0	2-1	21-22	6	4.64
05-25-21	vs Valparaiso	10.0	12	6	6	0	14	1	0	0	1	0	2	0	0	4-6	21-23	6	4.66
Totals		375.0	349	219	194	206	356	75	10	22	35	3	49	39	7	196-219	21-23	6	4.66



Individual Batting

Opponent	Date	#21 Baldwin,D	#12 Cratic,C	#23 Duffy,J	#4 Geha,L	#9 Hill,C	#8 Hull,M	#7 Jenkins,W	#16 Kotowski,D	#32 Mozley,B	#24 Rolfs,J	#1 Stuckey,B	#45 Whetstone,	#13 Wood,G	#14 Wood,L	#26 Ziegler,G
Oral Roberts	02-23-21	5-0-2-2	4-2-3-3	4-1-1-0	4-0-0-0	1-0-0-0	.....	4-2-1-0	5-0-0-0	2-0-1-0	1-1-0-0	1-0-0-0	3-2-2-2	4-0-1-0	.....	Def
Oral Roberts	02-24-21	6-0-2-0	4-2-2-2	5-3-2-3	Def	Def	.....	4-2-1-1	6-2-1-2	2-1-1-0	5-1-1-2	2-1-1-0	2-1-2-2	4-1-0-0	.....	Def
Central Arkansas	02-26-21	4-0-2-2	4-0-1-0	4-3-3-0	4-0-1-0	Def	.....	3-0-0-0	4-0-1-3	2-1-1-0	.....	1-0-0-0	3-2-1-1	3-0-1-0	.....	.....
Central Arkansas	02-27-21	4-0-0-0	1-0-0-0	5-0-3-0	.....	.....	.....	2-1-1-1	4-0-1-0	4-0-1-0	4-1-2-0	.....	4-0-1-0	5-0-1-0	.....	2-0-0-0
Central Arkansas	02-28-21	3-0-1-3	.....	3-3-2-4	4-3-2-0	Def	1-0-0-0	4-1-3-0	4-2-3-1	3-1-1-0	4-0-0-1	1-0-0-0	5-2-2-1	3-0-1-2	0-0-0-0	1-0-0-0
Oklahoma State	03-02-21	3-0-0-0	.....	4-0-1-0	4-0-0-0	.....	1-0-0-0	2-0-0-0	3-0-0-0	3-0-0-0	1-0-0-0	.....	3-0-2-0	4-0-0-0	.....	2-0-0-0
Tarleton State	03-06-21	3-0-0-0	.....	4-1-2-1	1-0-0-0	Def	2-0-0-0	3-2-1-0	4-1-1-2	1-0-1-1	4-0-0-0	Def	4-0-0-0	1-1-1-0	2-0-0-0	1-0-1-0
Central Arkansas	03-07-21	4-3-2-6	.....	6-2-2-1	4-1-1-0	.....	.....	4-1-1-1	5-2-2-0	4-1-2-1	3-1-1-4	1-0-0-0	5-1-1-1	3-3-1-0	.....	2-0-0-0
Arkansas State	03-09-21	4-0-1-0	.....	5-1-1-1	3-0-1-0	2-0-1-0	.....	2-0-1-0	4-0-0-0	3-1-1-0	4-0-0-0	.....	3-0-1-1	4-0-1-0	.....	.....
Arkansas State	03-10-21	5-0-0-0	.....	4-1-3-2	4-1-2-0	3-0-0-0	Def	.....	5-0-1-1	3-1-1-0	4-0-0-0	.....	3-0-1-0	5-0-2-0	1-0-0-0	.....
Oral Roberts	03-16-21	1-0-0-0	.....	3-0-1-0	2-0-1-0	2-0-0-0	.....	.....	3-1-0-0	4-1-1-1	4-2-2-3	.....	4-0-1-1	5-0-0-0	0-1-0-0	.....
Southern Miss	03-19-21	3-0-2-1	4-0-2-0	4-0-0-0	3-0-0-0	.....	1-0-0-0	4-0-0-0	4-0-0-0	2-0-0-0	1-0-0-0	Def	2-1-0-0	4-0-2-0	Def	.....
Southern Miss	03-20-21	3-0-1-0	3-0-1-0	4-0-0-0	.....	.....	.....	3-0-0-0	3-0-0-0	2-0-0-0	4-0-1-0	.....	4-0-0-0	3-0-0-0	.....	.....
Southern Miss	03-21-21	4-0-0-0	4-0-0-0	4-0-0-0	2-0-0-0	.....	.....	3-0-0-0	3-0-0-0	3-0-1-0	1-0-0-0	.....	3-1-1-1	3-0-0-0	Def	Def
Oklahoma State	03-23-21	2-1-0-1	4-1-3-2	5-1-2-1	Def	1-0-0-0	.....	3-1-0-0	3-1-0-1	3-0-0-1	5-2-3-2	0-1-0-0	6-2-3-1	5-1-2-1	0-0-0-1	.....
Southeast Missouri	03-30-21	.....	5-1-2-1	4-0-1-2	2-1-0-0	.....	0-0-0-0	5-0-0-0	4-0-1-0	3-1-2-0	5-2-1-2	0-1-0-0	4-1-1-1	5-1-3-2	.....	1-1-0-0
Bradley	04-01-21	0-1-0-0	4-0-1-1	4-1-2-0	3-0-1-0	.....	.....	3-0-0-0	4-0-2-1	3-0-0-0	4-1-1-1	Def	3-2-2-1	3-0-2-0	.....	.....
Bradley	04-02-21	3-1-1-0	3-0-1-0	2-0-0-0	.....	.....	.....	2-0-0-0	3-0-1-0	2-0-1-1	3-0-1-0	.....	3-0-0-0	3-0-0-0	.....	.....
Bradley	04-02-21	1-0-0-0	4-0-0-0	3-0-0-0	2-0-1-0	1-0-0-0	2-0-1-1	2-0-0-0	3-0-0-1	2-0-1-0	3-2-1-2	Def	4-1-1-0	2-0-1-0	0-1-0-0	0-0-0-0
Bradley	04-03-21	4-0-2-0	3-1-0-0	4-0-1-1	.....	.....	4-1-1-0	4-2-2-2	5-0-0-0	.....	4-1-2-1	.....	5-1-1-2	3-1-1-1	.....	.....
Drury	04-06-21	4-2-2-2	3-3-1-0	.....	4-1-1-1	.....	4-0-2-0	4-0-0-0	4-0-1-2	.....	4-2-1-3	.....	3-1-3-1	4-0-0-0	.....	Def
MIZZOU	04-13-21	3-0-1-0	6-1-2-0	.....	2-0-0-2	.....	4-2-1-0	3-2-2-0	4-1-1-1	.....	5-0-0-0	.....	2-0-0-1	3-1-1-1	.....	.....
Evansville	04-16-21	4-0-1-1	5-1-1-0	.....	3-0-1-0	.....	4-0-2-1	4-1-1-2	4-1-0-0	.....	4-0-2-1	.....	3-0-0-0	3-1-1-0	Def	0-1-0-0
Evansville	04-17-21	3-1-1-2	2-0-1-0	.....	.....	.....	3-0-0-0	3-0-0-0	1-0-0-0	2-0-0-0	3-0-1-1	.....	2-2-1-0	4-0-0-0	.....	1-0-1-0
Evansville	04-17-21	4-0-1-0	5-0-3-0	.....	.....	.....	3-1-2-0	4-0-0-0	1-1-1-0	3-0-2-1	5-0-0-0	.....	4-0-1-0	3-0-0-0	.....	2-0-0-0
Evansville	04-18-21	2-3-1-0	5-0-1-1	.....	.....	.....	5-1-0-0	4-0-1-1	5-2-3-4	4-1-1-0	4-0-0-0	.....	2-1-0-0	3-1-2-3	.....	.....
Southern Illinois	04-30-21	3-1-1-1	4-0-1-0	4-0-2-0	.....	.....	4-0-1-1	3-0-1-0	3-0-0-0	1-0-0-0	3-0-1-0	.....	2-0-0-0	2-1-0-0	.....	.....
Southern Illinois	05-01-21	4-0-1-0	3-1-0-1	4-0-1-1	.....	.....	2-1-2-1	3-0-0-0	3-1-3-1	.....	4-1-1-1	.....	4-0-1-0	3-1-1-0	.....	.....
Southern Illinois	05-01-21	4-0-2-0	4-0-1-0	4-0-1-0	.....	Def	3-0-2-0	2-0-0-0	3-0-0-0	.....	4-0-0-0	1-0-0-0	4-0-0-0	3-0-0-0	.....	.....
Southern Illinois	05-02-21	4-0-2-0	4-0-1-0	4-0-0-0	.....	Def	4-0-0-0	2-0-0-0	3-0-1-0	1-0-0-0	4-0-1-0	.....	4-0-0-0	3-0-1-0	.....	.....
Kansas	05-05-21	5-0-1-0	4-0-0-0	3-0-2-0	.....	.....	4-0-1-0	3-0-1-0	4-0-0-0	1-0-0-0	4-0-1-0	.....	2-1-1-0	3-0-1-1	.....	.....
Indiana State	05-07-21	3-0-1-0	3-0-0-0	5-0-0-0	.....	.....	3-1-1-1	3-0-1-0	3-0-1-0	1-0-0-0	4-1-1-1	.....	3-0-0-0	4-0-1-0	Def	.....
Indiana State	05-07-21	4-0-1-0	4-1-2-0	4-0-0-0	.....	.....	5-1-4-3	3-1-2-0	3-0-2-0	1-0-0-0	3-0-0-1	.....	3-1-1-0	4-0-1-0	Def	Def
Indiana State	05-08-21	4-0-2-0	2-1-1-1	5-0-1-0	.....	Def	3-0-2-0	3-0-1-0	4-0-0-0	2-0-0-0	4-0-1-1	1-0-0-0	2-1-0-0	4-0-1-0	Def	.....
Indiana State	05-09-21	3-1-1-0	2-0-0-0	4-0-1-0	.....	.....	4-0-0-0	4-0-1-0	3-0-0-0	.....	4-0-0-0	.....	4-1-1-2	4-0-1-0	.....	Def
Illinois State	05-14-21	4-0-1-0	4-0-0-0	4-0-1-1	.....	.....	4-0-2-0	2-0-0-0	5-0-0-0	1-0-1-0	3-0-0-0	.....	4-1-1-0	2-0-1-0	0-1-0-0	.....
Illinois State	05-15-21	4-1-1-0	3-0-1-1	4-0-0-0	.....	.....	4-0-0-0	3-0-1-0	.....	3-0-0-1	.....	.....	1-1-1-0	4-0-1-0	.....	2-1-0-0
Illinois State	05-15-21	3-0-1-0	4-0-0-0	4-0-0-1	.....	.....	4-0-0-0	3-0-2-0	3-0-1-0	.....	2-1-0-0	.....	4-0-1-0	3-0-0-0	.....	.....
Illinois State	05-16-21	4-1-2-0	3-0-1-1	4-0-0-0	.....	.....	4-1-3-0	2-0-0-0	3-0-0-0	3-0-1-1	1-0-0-0	.....	4-0-0-0	3-0-0-0	.....	Def
Valparaiso	05-20-21	4-0-1-0	3-0-3-0	3-0-0-0	.....	.....	3-1-1-0	2-0-0-0	4-1-1-2	.....	3-0-1-0	.....	4-0-0-0	3-0-1-0	.....	Def
Valparaiso	05-21-21	3-0-0-1	3-1-2-0	4-0-2-1	.....	.....	4-1-2-4	3-2-1-0	3-0-0-0	0-0-0-0	.....	0-1-0-0	4-0-0-0	2-1-0-0	Def	1-1-1-0
Valparaiso	05-21-21	2-1-0-0	5-2-2-0	4-1-1-2	.....	.....	3-1-0-1	4-0-0-0	4-1-2-1	3-0-1-0	1-1-0-0	.....	4-2-3-1	2-0-1-3	.....	.....
Valparaiso	05-22-21	4-0-0-0	4-0-0-0	4-0-1-1	.....	.....	2-1-1-1	3-1-1-0	3-0-0-0	.....	.....	.....	3-0-1-0	3-0-1-0	.....	2-0-0-0
Valparaiso	05-25-21	4-1-2-1	4-1-2-2	4-0-0-0	.....	.....	.....	5-0-0-0	3-2-0-0	4-0-0-0	.....	.....	5-0-1-1	4-0-0-0	.....	3-0-1-0

2021 Single-Game Highs

<b>Batting</b> .....	<b>Individual</b> .....	<b>Team</b> .....
At Bats.....	6, by 4 players on 4 occasions	41 at Central Arkansas (3/7)
Runs.....	3, by 4 players on 7 occasions	15 at Central Arkansas (3/7)
Hits.....	4, Mason Hull vs. Indiana State (5/7)	15 vs. Central Arkansas (2/28)
Doubles.....	2, Drake Baldwin at Southern Illinois (5/2)	3 (3 times)
	2, Dakota Kotowski vs. Valparaiso (5/21)	
Triples.....	1, by 7 players on 8 occasions	1 (8 times)
Home Runs.....	1, by 9 players on 32 occasions	3 at Oral Roberts (2/24)
		3 vs. Drury (4/6)
Runs Batted In.....	6, Drake Baldwin at Central Arkansas (3/7)	14 at Central Arkansas (3/7)
Total Bases.....	7, by 3 players on 3 occasions	25 at Oral Roberts (2/24)
Stolen Bases.....	3, Jack Duffy vs. Tarleton State (3/6)	6 at Missouri (4/13)
	3, Walker Jenkins at Missouri (4/13)	
Walks.....	4, Ben Whetstone at Oral Roberts (2/24)	10 at Oral Roberts (2/24)
		10 at Missouri (4/13)
Strikeouts.....	4, Logan Gena vs. #14 Oklahoma State (3/2)	18 vs. #14 Oklahoma State (3/2)
<b>Fielding</b> .....	<b>Individual</b> .....	<b>Team</b> .....
Putouts.....	14, Ben Whetstone at SEMO (3/30)	30 at SEMO (3/30)
Assists.....	6, Grant Wood vs. Evansville (4/17)	13 (3 times)
	6, Mason Hull at Southern Illinois (5/1)	
Errors.....	2, Walker Jenkins vs. #14 Oklahoma State (3/2)	5 at Arkansas State (3/10)
	2, Cole Hill at Arkansas State (3/10)	
Double Plays.....	3, by 3 players vs. Indiana State (5/7)	4 vs. Indiana State (5/7)
<b>Pitching</b> .....	<b>Individual</b> .....	<b>Team</b> .....
Innings Pitched.....	7.1, Logan Wiley vs. Indiana State (5/7)	10.0 at SEMO (3/30)
Runs Allowed.....	8, Matt Russell at #18 Oklahoma State (3/23)	13 vs. Indiana State (5/8)
Earned Runs Allowed.....	8, Matt Russell at #18 Oklahoma State (3/23)	13 vs. Indiana State (5/8)
Hits Allowed.....	10, Hayden Minton vs. Indiana State (5/8)	17 vs. Indiana State (5/8)
Walks.....	5, by 3 players on 3 occasions	17 vs. Bradley (4/2)
Strikeouts.....	10, Matt Russell vs. Bradley (4/2)	14 vs. Valparaiso (5/25)



Individual Pitching

Table with columns: Opponent, Date, #25 Axman,E, #31 Barnes,F, #36 Buckner,T, #29 Carson,P, #43 Cruikshank,B, #11 Juenger,H, #34 Loomis,E, #41 McMahon,I, #19 Minton,H, #33 Russell,M. Rows list various opponents and dates with corresponding pitching statistics.

Table with columns: Opponent, Date, #10 Schmidt,N, #44 Schroeder,C, #28 Senn,D, #18 Thomazin,L, #17 Viertel,J, #35 Wlley,L, #40 Ziegenbein,T. Rows list various opponents and dates with corresponding pitching statistics.



**Defensive**

Date	Opponent	P	C	1B	2B	3B	SS	LF	CF	RF	DH
Feb. 23	at Oral Roberts	Buckner	Geha	Whetstone	Stuckey	G. Wood	Jenkins	Rolffs	Duffy	Kotowski	Baldwin
Feb. 24	at Oral Roberts	Axman	Baldwin	Whetstone	Stuckey	G. Wood	Jenkins	Cratic	Duffy	Kotowski	Rolffs
Feb. 26	<b>Central Arkansas</b>	Minton	Geha	Whetstone	Stuckey	G. Wood	Jenkins	Cratic	Duffy	Kotowski	Baldwin
Feb. 27	<b>Central Arkansas</b>	Viertel	Baldwin	Whetstone	Mozley	G. Wood	Jenkins	Cratic	Duffy	Kotowski	Rolffs
Feb. 28	<b>Central Arkansas</b>	Wiley	Geha	Whetstone	Mozley	G. Wood	Jenkins	Rolffs	Duffy	Kotowski	Baldwin
March 2	<b>#14 Oklahoma State</b>	Buckner	Geha	Whetstone	Mozley	G. Wood	Jenkins	Ziegler	Duffy	Kotowski	Baldwin
March 6	vs. Tarleton State	Minton	Baldwin	Whetstone	Hull	G. Wood	Jenkins	L. Wood	Duffy	Kotowski	Rolffs
March 7	at Central Arkansas	Axman	Geha	Whetstone	Stuckey	G. Wood	Jenkins	Rolffs	Duffy	Kotowski	Baldwin
March 9	at Arkansas State	Buckner	Geha	Whetstone	Mozley	G. Wood	Jenkins	Rolffs	Duffy	Kotowski	Baldwin
March 10	at Arkansas State	Viertel	Geha	Whetstone	Mozley	G. Wood	Hill	Rolffs	Duffy	Kotowski	Baldwin
March 16	<b>Oral Roberts</b>	Wiley	Geha	Whetstone	Mozley	G. Wood	Hill	Rolffs	Duffy	Kotowski	Baldwin
March 19	at Southern Miss	Minton	Geha	Whetstone	Mozley	G. Wood	Jenkins	Cratic	Duffy	Kotowski	Baldwin
March 20	at Southern Miss	Viertel	Baldwin	Whetstone	Mozley	G. Wood	Jenkins	Cratic	Duffy	Kotowski	Rolffs
March 21	at Southern Miss	Wiley	Geha	Whetstone	Mozley	G. Wood	Jenkins	Cratic	Duffy	Kotowski	Baldwin
March 23	at #18 Oklahoma State	Russell	Baldwin	Whetstone	Mozley	G. Wood	Jenkins	Cratic	Duffy	Kotowski	Rolffs
March 30	at SEMO	Cruikshank	Geha	Whetstone	Mozley	G. Wood	Jenkins	Cratic	Duffy	Kotowski	Rolffs
April 1	<b>Bradley*</b>	Wiley	Geha	Whetstone	Mozley	G. Wood	Jenkins	Cratic	Duffy	Kotowski	Rolffs
April 2	<b>Bradley*</b>	Russell	Baldwin	Whetstone	Mozley	G. Wood	Jenkins	Cratic	Duffy	Kotowski	Rolffs
April 2	<b>Bradley*</b>	Viertel	Geha	Whetstone	Mozley	G. Wood	Jenkins	Cratic	Duffy	Kotowski	Rolffs
April 3	<b>Bradley*</b>	Cruikshank	Baldwin	Whetstone	Hull	G. Wood	Jenkins	Cratic	Duffy	Kotowski	Rolffs
April 6	<b>Drury</b>	Barnes	Geha	Whetstone	Hull	G. Wood	Jenkins	Rolffs	Cratic	Kotowski	Baldwin
April 13	at Missouri	Wiley	Geha	Whetstone	Hull	G. Wood	Jenkins	Rolffs	Cratic	Kotowski	Baldwin
April 16	at Evansville*	Wiley	Geha	Whetstone	Hull	G. Wood	Jenkins	Rolffs	Cratic	Kotowski	Baldwin
April 17	at Evansville*	Russell	Baldwin	Whetstone	Hull	G. Wood	Jenkins	Rolffs	Cratic	Kotowski	Mozley
April 17	at Evansville*	Minton	Baldwin	Whetstone	Hull	G. Wood	Jenkins	Rolffs	Cratic	Ziegler	Mozley
April 18	at Evansville*	Viertel	Baldwin	Whetstone	Hull	G. Wood	Jenkins	Rolffs	Cratic	Kotowski	Mozley
April 30	at Southern Illinois*	Wiley	Baldwin	Whetstone	Hull	G. Wood	Jenkins	Cratic	Duffy	Kotowski	Rolffs
May 1	at Southern Illinois*	Russell	Baldwin	Whetstone	Hull	G. Wood	Jenkins	Cratic	Duffy	Kotowski	Rolffs
May 1	at Southern Illinois*	Minton	Baldwin	Whetstone	Hull	G. Wood	Jenkins	Cratic	Duffy	Kotowski	Rolffs
May 2	at Southern Illinois*	Viertel	Baldwin	Whetstone	Hull	G. Wood	Jenkins	Cratic	Duffy	Kotowski	Rolffs
May 5	at Kansas	Carson	Baldwin	Whetstone	Hull	G. Wood	Jenkins	Cratic	Duffy	Kotowski	Rolffs
May 7	<b>Indiana State*</b>	Wiley	Baldwin	Whetstone	Hull	G. Wood	Jenkins	Cratic	Duffy	Kotowski	Rolffs
May 7	<b>Indiana State*</b>	Russell	Baldwin	Whetstone	Hull	G. Wood	Jenkins	Cratic	Duffy	Kotowski	Rolffs
May 8	<b>Indiana State*</b>	Minton	Baldwin	Whetstone	Hull	G. Wood	Jenkins	Cratic	Duffy	Kotowski	Rolffs
May 9	<b>Indiana State*</b>	Viertel	Baldwin	Whetstone	Hull	G. Wood	Jenkins	Cratic	Duffy	Kotowski	Rolffs
May 14	at Illinois State*	Wiley	Baldwin	Whetstone	Hull	G. Wood	Jenkins	Cratic	Duffy	Kotowski	Rolffs
May 15	at Illinois State*	Russell	Baldwin	Whetstone	Hull	G. Wood	Jenkins	Cratic	Duffy	Ziegler	Mozley
May 15	at Illinois State*	Minton	Baldwin	Whetstone	Hull	G. Wood	Jenkins	Cratic	Duffy	Kotowski	Rolffs
May 16	at Illinois State*	Viertel	Baldwin	Whetstone	Hull	G. Wood	Jenkins	Cratic	Duffy	Kotowski	Rolffs
May 20	<b>Valparaiso*</b>	Wiley	Baldwin	Whetstone	Hull	G. Wood	Jenkins	Cratic	Duffy	Kotowski	Rolffs
May 21	<b>Valparaiso*</b>	Russell	Baldwin	Whetstone	Hull	G. Wood	Jenkins	Ziegler	Duffy	Kotowski	Cratic
May 21	<b>Valparaiso*</b>	Viertel	Baldwin	Whetstone	Hull	G. Wood	Jenkins	Cratic	Duffy	Kotowski	Mozley
May 22	<b>Valparaiso*</b>	Minton	Baldwin	Whetstone	Hull	G. Wood	Jenkins	Ziegler	Duffy	Kotowski	Cratic
May 25	vs. Valparaiso	Wiley	Baldwin	Whetstone	Hull	G. Wood	Jenkins	Ziegler	Duffy	Kotowski	Cratic

Bold indicates home game

Series	Hitting				Pitching						
	W-L	Avg.	R	2B	HR	SB	FLD%	ERA	SO/BB	BAA	
Central Arkansas	3-1	.340	35	7	4	3	.981	3.75	34/33	.179	
Oral Roberts	3-0	.283	27	5	4	5	1.000	4.67	31/10	.247	
Oklahoma State	1-1	.239	11	0	2	1	.956	6.50	25/4	.280	
Tarleton State	0-1	.200	5	1	1	4	.951	7.00	8/7	.316	
Arkansas State	0-2	.254	5	1	1	0	.908	7.31	12/14	.308	
Southern Miss	0-3	.121	2	2	1	1	.990	3.38	21/13	.192	
SEMO	1-0	.289	9	2	2	0	.977	6.30	9/7	.317	
Bradley*	2-2	.267	17	6	3	1	.957	6.35	40/29	.260	
Drury	1-0	.324	9	3	3	0	.971	6.00	13/4	.350	
Missouri	1-0	.250	7	2	1	6	.973	4.00	12/6	.235	
Evansville*	3-1	.262	19	4	3	3	.985	3.00	25/9	.240	
Southern Illinois*	0-4	.234	7	6	2	3	.992	5.10	18/16	.246	
Kansas	0-1	.242	1	3	0	0	1.000	3.38	6/3	.290	
Indiana State*	1-3	.250	10	2	4	1	1.000	7.20	32/26	.326	
Illinois State*	1-3	.197	8	3	0	5	.971	2.53	21/15	.225	
Valparaiso*	4-1	.243	24	7	1	4	.989	2.80	49/10	.200	



### Batting Order

Date	Opponent	1st	2nd	3rd	4th	5th	6th	7th	8th	9th
Feb. 23	at Oral Roberts	Duffy	Whetstone	Kotowski	Baldwin	G. Wood	Rolffs	Jenkins	Geha	Stuckey
Feb. 24	at Oral Roberts	Duffy	Whetstone	Kotowski	Baldwin	G. Wood	Cratic	Rolffs	Jenkins	Stuckey
<b>Feb. 26</b>	<b>Central Arkansas</b>	<b>Duffy</b>	<b>Whetstone</b>	<b>Kotowski</b>	<b>Baldwin</b>	<b>G. Wood</b>	<b>Cratic</b>	<b>Geha</b>	<b>Jenkins</b>	<b>Stuckey</b>
Feb. 27	Central Arkansas	Duffy	Whetstone	Kotowski	Baldwin	G. Wood	Cratic	Rolffs	Mozley	Jenkins
Feb. 28	Central Arkansas	Duffy	Whetstone	Kotowski	Baldwin	Rolffs	Jenkins	G. Wood	Mozley	Geha
<b>March 2</b>	<b>#14 Oklahoma State</b>	<b>Duffy</b>	<b>Whetstone</b>	<b>Kotowski</b>	<b>Baldwin</b>	<b>G. Wood</b>	<b>Jenkins</b>	<b>Geha</b>	<b>Mozley</b>	<b>Mozley</b>
March 6	vs. Tarleton State	Duffy	Whetstone	Kotowski	Baldwin	Rolffs	Jenkins	G. Wood	Hull	L. Wood
March 7	at Central Arkansas	Duffy	Whetstone	Kotowski	G. Wood	Baldwin	Jenkins	Rolffs	Stuckey	Geha
March 9	at Arkansas State	Duffy	Whetstone	Kotowski	Baldwin	G. Wood	Jenkins	Rolffs	Mozley	Geha
March 10	at Arkansas State	Duffy	Whetstone	Kotowski	Baldwin	G. Wood	Rolffs	Mozley	Geha	Hill
<b>March 16</b>	<b>Oral Roberts</b>	<b>Duffy</b>	<b>Whetstone</b>	<b>G. Wood</b>	<b>Baldwin</b>	<b>Kotowski</b>	<b>Rolffs</b>	<b>Mozley</b>	<b>Geha</b>	<b>Hill</b>
March 19	at Southern Miss	Duffy	Whetstone	Cratic	Baldwin	Jenkins	Kotowski	G. Wood	Mozley	Geha
March 20	at Southern Miss	Duffy	Whetstone	Rolffs	Baldwin	G. Wood	Cratic	Jenkins	Kotowski	Mozley
March 21	at Southern Miss	Duffy	Whetstone	Cratic	Baldwin	Jenkins	G. Wood	Kotowski	Mozley	Geha
March 23	at #18 Oklahoma State	Duffy	Whetstone	Cratic	Baldwin	Rolffs	Jenkins	G. Wood	Kotowski	Mozley
March 30	at SEMO	Duffy	Whetstone	Cratic	Rolffs	G. Wood	Jenkins	Kotowski	Mozley	Geha
<b>April 1</b>	<b>Bradley*</b>	<b>Duffy</b>	<b>Whetstone</b>	<b>Cratic</b>	<b>Rolffs</b>	<b>G. Wood</b>	<b>Kotowski</b>	<b>Mozley</b>	<b>Jenkins</b>	<b>Geha</b>
<b>April 2</b>	<b>Bradley*</b>	<b>Duffy</b>	<b>Whetstone</b>	<b>Cratic</b>	<b>Rolffs</b>	<b>G. Wood</b>	<b>Baldwin</b>	<b>Kotowski</b>	<b>Mozley</b>	<b>Jenkins</b>
<b>April 2</b>	<b>Bradley*</b>	<b>Duffy</b>	<b>Whetstone</b>	<b>Cratic</b>	<b>Rolffs</b>	<b>G. Wood</b>	<b>Kotowski</b>	<b>Mozley</b>	<b>Geha</b>	<b>Jenkins</b>
<b>April 3</b>	<b>Bradley*</b>	<b>Duffy</b>	<b>Cratic</b>	<b>Rolffs</b>	<b>Whetstone</b>	<b>G. Wood</b>	<b>Baldwin</b>	<b>Kotowski</b>	<b>Hull</b>	<b>Jenkins</b>
<b>April 6</b>	<b>Drury</b>	<b>Cratic</b>	<b>Whetstone</b>	<b>Rolffs</b>	<b>G. Wood</b>	<b>Baldwin</b>	<b>Kotowski</b>	<b>Hull</b>	<b>Geha</b>	<b>Jenkins</b>
April 13	at Missouri	Cratic	G. Wood	Whetstone	Rolffs	Baldwin	Hull	Kotowski	Jenkins	Geha
April 16	at Evansville*	Cratic	G. Wood	Whetstone	Rolffs	Baldwin	Hull	Kotowski	Jenkins	Geha
April 17	at Evansville*	Cratic	G. Wood	Whetstone	Rolffs	Baldwin	Hull	Kotowski	Mozley	Jenkins
April 17	at Evansville*	Cratic	G. Wood	Whetstone	Rolffs	Baldwin	Hull	Mozley	Jenkins	Ziegler
April 18	at Evansville*	Cratic	Whetstone	Rolffs	Baldwin	Hull	G. Wood	Mozley	Kotowski	Jenkins
April 30	at Southern Illinois*	Cratic	Whetstone	Baldwin	Rolffs	G. Wood	Duffy	Kotowski	Hull	Jenkins
May 1	at Southern Illinois*	Cratic	Whetstone	Duffy	Baldwin	Rolffs	G. Wood	Kotowski	Hull	Jenkins
May 1	at Southern Illinois*	Cratic	Whetstone	Duffy	Baldwin	Rolffs	Kotowski	G. Wood	Hull	Jenkins
May 2	at Southern Illinois*	Cratic	Whetstone	Duffy	Baldwin	Rolffs	Hull	G. Wood	Kotowski	Jenkins
May 5	at Kansas	Cratic	Duffy	Baldwin	Rolffs	Kotowski	Hull	Whetstone	G. Wood	Jenkins
<b>May 7</b>	<b>Indiana State*</b>	<b>Duffy</b>	<b>Cratic</b>	<b>Baldwin</b>	<b>Whetstone</b>	<b>Hull</b>	<b>G. Wood</b>	<b>Rolffs</b>	<b>Kotowski</b>	<b>Jenkins</b>
<b>May 7</b>	<b>Indiana State*</b>	<b>Duffy</b>	<b>Hull</b>	<b>Baldwin</b>	<b>Whetstone</b>	<b>G. Wood</b>	<b>Rolffs</b>	<b>Kotowski</b>	<b>Cratic</b>	<b>Jenkins</b>
<b>May 8</b>	<b>Indiana State*</b>	<b>Duffy</b>	<b>Hull</b>	<b>Baldwin</b>	<b>Rolffs</b>	<b>Whetstone</b>	<b>Kotowski</b>	<b>G. Wood</b>	<b>Cratic</b>	<b>Jenkins</b>
<b>May 9</b>	<b>Indiana State*</b>	<b>Duffy</b>	<b>Hull</b>	<b>Baldwin</b>	<b>Whetstone</b>	<b>Rolffs</b>	<b>Cratic</b>	<b>G. Wood</b>	<b>Kotowski</b>	<b>Jenkins</b>
May 14	at Illinois State*	Duffy	Cratic	Hull	Baldwin	Kotowski	Rolffs	G. Wood	Whetstone	Jenkins
May 15	at Illinois State*	Duffy	Cratic	Hull	Baldwin	Whetstone	G. Wood	Mozley	Ziegler	Jenkins
May 15	at Illinois State*	Duffy	Cratic	Hull	Baldwin	Whetstone	G. Wood	Kotowski	Rolffs	Jenkins
May 16	at Illinois State*	Whetstone	Duffy	Baldwin	Hull	Kotowski	Cratic	G. Wood	Rolffs	Jenkins
<b>May 20</b>	<b>Valparaiso*</b>	<b>Duffy</b>	<b>Whetstone</b>	<b>Baldwin</b>	<b>Hull</b>	<b>Kotowski</b>	<b>Cratic</b>	<b>G. Wood</b>	<b>Rolffs</b>	<b>Jenkins</b>
<b>May 21</b>	<b>Valparaiso*</b>	<b>Cratic</b>	<b>Hull</b>	<b>Baldwin</b>	<b>Whetstone</b>	<b>Duffy</b>	<b>Kotowski</b>	<b>G. Wood</b>	<b>Jenkins</b>	<b>Ziegler</b>
<b>May 21</b>	<b>Valparaiso*</b>	<b>Cratic</b>	<b>Hull</b>	<b>Baldwin</b>	<b>Duffy</b>	<b>Whetstone</b>	<b>Kotowski</b>	<b>Mozley</b>	<b>G. Wood</b>	<b>Jenkins</b>
<b>May 22</b>	<b>Valparaiso*</b>	<b>Cratic</b>	<b>Hull</b>	<b>Baldwin</b>	<b>Duffy</b>	<b>Whetstone</b>	<b>Kotowski</b>	<b>G. Wood</b>	<b>Jenkins</b>	<b>Ziegler</b>
May 22	vs. Valparaiso	Cratic	Hull	Baldwin	Duffy	Whetstone	Kotowski	G. Wood	Jenkins	Ziegler

Bold indicates home game



**2021 Multi-Hit Games**

Name	2	3	4	5+	Total
Jack Duffy	9	3	0	0	12
Cam Cratic	8	4	0	0	12
Drake Baldwin	12	0	0	0	12
Mason Hull	8	1	1	0	10
Ben Whetstone	5	2	0	0	7
Dakota Kotowski	4	3	0	0	7
Grant Wood	5	1	0	0	6
Jaden Rolffs	4	1	0	0	5
Walker Jenkins	4	1	0	0	5
Blake Mozley	3	0	0	0	3
Logan Geha	2	0	0	0	2
<b>Team</b>	<b>64</b>	<b>17</b>	<b>1</b>	<b>0</b>	<b>82</b>

**Career Multi-Hit Games**

Name	2	3	4	5+	Total
Dakota Kotowski	13	5	0	0	18
Drake Baldwin	18	0	0	0	18
Mason Hull	14	1	1	0	16
Cam Cratic	8	4	0	0	12
Grant Wood	9	1	0	0	10
Jaden Rolffs	4	1	0	0	5
Walker Jenkins	4	1	0	0	5
<b>Team</b>	<b>70</b>	<b>13</b>	<b>1</b>	<b>0</b>	<b>84</b>

**2021 Multi-RBI Games**

Name	2	3	4	5+	Total
Jaden Rolffs	4	2	1	0	7
Dakota Kotowski	4	1	1	0	6
Drake Baldwin	4	1	0	1	6
Jack Duffy	3	1	1	0	5
Ben Whetstone	4	0	0	0	4
Grant Wood	2	2	0	0	4
Cam Cratic	3	1	0	0	4
Walker Jenkins	2	0	0	0	2
Mason Hull	0	1	1	0	2
Logan Geha	1	0	0	0	1
<b>Team</b>	<b>27</b>	<b>9</b>	<b>4</b>	<b>1</b>	<b>41</b>

**Career Multi-RBI Games**

Name	2	3	4	5+	Total
Dakota Kotowski	12	4	2	0	18
Mason Hull	2	3	2	1	8
Drake Baldwin	4	1	1	1	7
Jaden Rolffs	4	2	1	0	7
Grant Wood	3	2	1	0	6
Cam Cratic	3	1	0	0	4
Walker Jenkins	2	0	0	0	2
<b>Team</b>	<b>30</b>	<b>13</b>	<b>7</b>	<b>2</b>	<b>52</b>

**Career Game-Winning RBIs**

Player	'19	'20	'21	Total
Mason Hull	3	1	3	7
Dakota Kotowski	3	2	1	6
Drake Baldwin	-	2	2	4
Cam Cratic	-	-	3	3
Jaden Rolffs	-	-	3	3
Grant Wood	-	1	0	1
Walker Jenkins	-	-	1	1
<b>Team</b>	<b>6</b>	<b>6</b>	<b>13</b>	<b>25</b>

**Hitting Streaks**

Player	Current	2021	Career
Drake Baldwin	1	21	21
Grant Wood	0	8	9
Cam Cratic	1	7	7
Jaden Rolffs	0	7	7
Walker Jenkins	0	5	5
Mason Hull	0	5	7
Dakota Kotowski	0	4	12

**Reached Base Streaks**

Player	Current	2021	Career
Drake Baldwin	1	21	21
Cam Cratic	1	17	17
Dakota Kotowski	0	10	20
Grant Wood	0	8	10
Jaden Rolffs	0	7	7
Mason Hull	0	6	11
Walker Jenkins	2	6	6

**2021 Record By Position**

**PITCHER:**

Wiley, Logan	11	(6-5)
Viertel, Jared	9	(4-5)
Minton, Hayden	8	(2-6)
Russell, Matt	7	(4-3)
Buckner, Ty	3	(1-2)
Cruikshank, Ben	2	(1-1)
Axman, Ethan	2	(2-0)
Barnes, Forrest	1	(1-0)
Carson, Peyton	1	(0-1)

**CATCHER:**

Baldwin, Drake	28	(10-18)
Geha, Logan	16	(11-5)

**FIRST BASE:**

Whetstone, Ben	44	(21-23)
----------------	----	---------

**SECOND BASE:**

Hull, Mason	26	(11-15)
Mozley, Blake	14	(6-8)
Stuckey, Beau	4	(4-0)

**THIRD BASE:**

Wood, Grant	44	(21-23)
-------------	----	---------

**SHORTSTOP:**

Jenkins, Walker	42	(20-22)
Hill, Cole	2	(1-1)

**LEFT FIELD:**

Cratic, Cam	27	(10-17)
Rolffs, Jaden	12	(9-3)
Ziegler, Greg	4	(2-2)
Wood, Landen	1	(0-1)

**CENTER FIELD:**

Duffy, Jack	38	(16-22)
Cratic, Cam	6	(5-1)

**RIGHT FIELD:**

Kotowski, Dakota	42	(21-21)
Ziegler, Greg	2	(0-2)

**DESIGNATED HITTER:**

Rolffs, Jaden	23	(8-15)
Baldwin, Drake	13	(8-5)
Mozley, Blake	5	(3-2)
Cratic, Cam	3	(2-1)

**MSU Final 2021 Individual NCAA Rankings**

Bases on Balls	Rank (top 100)	Raw
Ben Whetstone	56	40

Bases on Balls/Game	Rank (top 100)	Raw
Ben Whetstone	17	0.91

Hit By Pitch	Rank (top 100)	Raw
Drake Baldwin	64	14

Hit By Pitch/Game	Rank (top 100)	Raw
Drake Baldwin	48	0.33

Appearances	Rank (top 100)	Raw
Trey Ziegenbein	21	29

Saves	Rank (top 100)	Raw
Hayden Juenger	84	6

**MSU Final 2021 Team NCAA Rankings**

Category	Rank (of 286)	Raw
Batting average	229	250
Slugging percentage	224	368
On-base percentage	192	354
Scoring	258	4.5
Runs	252	196
Hits	237	356
Doubles	267	54
Triples	155	9
Home runs	184	32
Stolen bases	192	37
Walks	168	190
Sacrifice hits	190	15
Hit by Pitch	187	46
Sacrifice flies	193	16
ERA	86	4.66
WHIP	123	1.48
Win percentage	164	477
Walks per nine innings	211	4.94
Strikeouts per nine innings	138	8.5
Hits allowed per nine innings	54	8.38
Fielding percentage	26	978
Double plays per game	21	0.89
Double plays	66	39

# Players & Staff





## Liam Stumpf

**RHP • 6-0 • 180 • R/R**  
**Freshman**  
**Dodgeville, Wis.**  
**Mineral Point High**  
**Marketing Management**

1

**Honors**

- Athletic Director's Honor Roll (Fall 2021)

**Background**

Four-year starter for the Mineral Point High baseball, football and basketball teams...Conference MVP and district player of the year as a senior, batting .522 with 57 runs, 32 steals, 47 RBI and 18 extra-base hits in 29 games, and going 12-0 with a 1.42 ERA and 87 strikeouts in 57 innings on the mound...First-team Academic all-State pick in 2021...Hit .489 with a 1.661 OPS, 12 homers, 47 RBI and 48 runs scored for a state runner-up squad as a sophomore, earning second-team all-state honors from the Wisconsin Baseball Coaches Association...Batted .507 with 36 RBI and 35 runs during a first-team all-conference freshman campaign and was ranked by Prep Baseball Report as the No. 2 outfield prospect in Wisconsin...Starting forward for the MPHS basketball team and has played quarterback, wide receiver and defensive back on the football team, which went gone 40-6 and 21-0 in conference play during his career.

**Personal**

Liam Stumpf is the son of Greg and Chris Stumpf...July 4, 2002, in Dodgeville, Wis....Majoring in marketing management.



## Jake Grauberger

**OF • 5-10 • 185 • R/R**  
**Junior**  
**Lee's Summit, Mo.**  
**West High/**  
**Johnson County CC**  
**Financial Planning**

4

**Background**

Versatile outfielder who hit .430 with 38 extra-base hits in 65 career games at Johnson County Community College...Hit .423 with 12 homers, 52 RBI and a .761 slugging percentage as a sophomore, helping the Cavaliers to their best start in school history in 2021 at 25-0...As a junior college freshman, he hit .467 and slugged 1.167, collecting five home runs and 23 RBI in 30 at bats during the shortened season...NJCAA All-Academic third-team member in 2020...Second-team all-conference pick in 2021...Four-year starter at Lee's Summit (Mo.) West High, earning all-district honors his final two seasons...Played linebacker and safety on the football team and earned MHSBCA Academic All-State honors as senior.

**Personal**

Jake Grauberger is the son of Jared and Tara Grauberger...Born Feb. 1, 2001, in Blue Springs, Mo....Majoring in financial planning.



## Cam Cratic

**OF • 6-0 • 195 • L/L**  
**R-Senior**  
**Madison, Wis.**  
**East High/**  
**Madison College**  
**Sociology**

3

**Honors**

- Athletic Director's Honor Roll (Fall 2020, Spring 2021, Fall 2021)
- MVC Honor Roll (2021)

**2021 (Junior)**

Batted .309 to rank second on the team and started 36 games for the Bears - 27 in left field, six in center and three at DH...Reached safely in 17 consecutive games from March 23-May 5, the second-longest streak for an MSU player on the season...Drove in 16 runs and finished second on the squad with nine stolen bases and 42 hits...Scored 19 runs with a high of three against Drury (April 6)... Debuted by going 5-for-8 with five RBI in the Feb. 23-24 series at Oral Roberts... Tied for the team lead with 12 multi-hit games, including a team-best four three-hit outings - at Oral Roberts (Feb. 23), at No. 18 Oklahoma State (March 23), at Evansville (April 17) and versus Valparaiso (May 20)...Drove in two runs and stole two bases in the MVC Tournament against Valpo (May 25)...Drew 17 walks to rank third on the team.

**Background**

Spent three seasons at Madison (Wis.) College in his hometown, earning first-team all-conference honors as a freshman after hitting .361 with 47 RBIs, 26 runs scored and six stolen bases ... Finished his JuCo career with a .328 batting average and 52 runs scored in 60 games ... Four-time all-city and three-time all-conference selection in high school ... Also played football, basketball and volleyball at Madison East High.

**Personal**

Cameron Cratic is the son of Tyrone and Therese Cratic...Born Aug. 13, 1999, in Madison, Wis....Father Tyrone wrestled at Tarkio College, brother Tyrone ran track at Edgewood College, and cousin Daurice Fountain played football at Northern Iowa and was chosen by the Indianapolis Colts in the 2018 NFL draft...Majoring in sociology.



## Will Duff

**IF • 5-11 • 195 • R/R**  
**Junior**  
**Springfield, Mo.**  
**Springfield Catholic High/**  
**Vanderbilt**  
**Administrative Management**

5

**Honors**

- Athletic Director's Honor Roll (Fall 2021)

**Background**

Spent first two seasons at Vanderbilt and was part of a national runner-up squad in 2021...Appeared in 18 games in his VU career, going 5-for-22 at the plate with a double, three RBI and four runs scored...Enjoyed a standout prep career at Springfield Catholic High, culminating in an ABCA/Rawlings Third Team All-America selection as a senior in 2019...Also a first-team all-state pick as a senior and the Springfield Leadoff Club's Howard Bell Offensive Player of the Year, hitting .451 with 13 home runs and a 1.680 OPS for the Fighting Irish... Three-time all-conference and all-district selection who second-team all-state honors as a sophomore.

**Personal**

Will Duff is the son of R. Scott and Mary Duff...Born June 28, 2000, in Springfield, Mo....Majoring in administrative management.



## Mason Hull

IF - 6-0 - 195 - R/R

Senior

Effingham, Ill.

Effingham High

Risk Management &  
Insurance

8

### Honors

- MVC All-Defensive Team (2021)
- MSU A.E. "Ted" Willis Team MVP (2021)
- Athletic Director's Honor Roll (Spring 2019, Spring 2020, Fall 2020, Spring 2021, Fall 2021)
- MVC Honor Roll (2019, 2021)

### 2021 (Junior)

Joined the starting lineup at second base in early April and proceeded to hit a team-best .313, make the MVC All-Defensive Team, and be voted MSU's A.E. "Ted" Willis Team MVP...Collected three walk-off hits, doing so with singles against Bradley (April 2) and Indiana State (May 7) and a double versus Valparaiso (May 21)... Logged a .982 fielding percentage with two errors in 112 chances, bumping that to .989 with one error in 91 MVC opportunities...Hit .351 in Valley games, slugging .506 with six extra-base hits...Went 4-for-5 with a home run and three RBI against Indiana State (May 7)...Had multiple hits in 10 games...Scored twice in the win at Missouri (April 13) and 13 times on the year...Slugged .444 for the full season with a .384 on-base percentage...Played in 32 total games with 26 starts.

### 2020 (Sophomore)

Made 13 starts at shortstop as a sophomore, hitting .170 with a pair of doubles and two runs scored ... Struck out just seven times, second-fewest among MSU regulars ... Hit safely in four consecutive games from Feb. 15-21.

### 2019 (Freshman)

Hull burst onto the scene with a solid rookie season, making 50 starts on the Bears' infield while solidifying the bottom third of the MSU batting order ... Led the Bears and ranked 10th in the MVC in assists (124); assisted on 36 double plays, which was tied for second among all Valley defenders ... Fielded at a .965 clip over the Bears' final 32 games (March 29-May 23), handling 137 of 142 chances cleanly ... Registered six multi-hit and multi-RBI performances ... Doubled against Utah (Feb. 16) for his first collegiate hit as part of the Bears' first victory of the season ... Delivered two-run doubles against San Diego (Feb. 23) and Central Arkansas (Feb. 26); scored three runs and drove in three runs in the two-game series sweep of UCA ... Recorded his first two-hit game at Arkansas State (March 10), going 2-for-3 with two runs scored ... Clubbed his first two home runs as a Bear at Murray State (April 3), including a go-ahead, three-run blast in the sixth inning that put the Bears on top to stay; drove in a career-best five runs in the 15-10 victory ... Homered and drove in three runs at Southern Illinois (April 6) to help lock up a series-clinching win over the Salukis ... Fashioned a seven-game hit streak, March 31-April 12, hitting .346 (9-for-26) with three homers and eight RBIs during the same stretch ... Contributed three more two-hit outings against Bradley (April 26), Evansville (May 11) and Valparaiso (May 17); doubled and drove in four runs in MSU's comeback victory at UE ... Clinched a series sweep of Valpo (May 18) with a three-RBI day, including a walk-off two-run homer in the bottom of the ninth inning ... Hit a league-leading .398 over the summer for the Springfield Cobras of the Show-Me Collegiate League.

### Background

Enjoyed a breakout senior season for Effingham (Ill.) High School, hitting .571 with seven homers and 37 RBI in just 28 games to earn first-team all-state honors, as well as USA Today Illinois All-America recognition...Batted .349 with three homers and 26 RBI to earn second-team All-Apollo Conference recognition as a junior in 2017...Hit .366 as a sophomore for the Flaming Hearts and picked up Perfect Game Preseason Underclass All-America honorable mention laurels...Ranked as the No. 5 Illinois prep shortstop in the class of 2018, according to Prep Baseball Report.

### Personal

Mason Hull is the son of Phil Hull and Joy Ely...Born April 6, 2000, in Effingham, Ill....Father played basketball at Parkland College...Majoring in risk management and insurance.



## Walker Jenkins

IF - 6-0 - 190 - L/R

Senior

Sun Prairie, Wis.

Sun Prairie High/

Madison College/Virginia  
M.S. Sports Management

10

### Honors

- Athletic Director's Honor Roll (Spring 2021, Fall 2021)

### 2021 (Senior)

MSU's starting shortstop in 42 games, posting a .964 fielding percentage and swiping a team-high 11 bases in 13 tries...Batted .208 with eight RBI and 21 runs scored, which ranked second on the team...Had a .972 fielding percentage with just two errors in MVC play...Reached base four times and stole three bases in the April 13 win at Missouri...Logged five multi-hit games, including a 3-for-4 day at Central Arkansas (March 7)...Drove in multiple runs versus Bradley (April 3) and at Evansville (April 16), adding his lone homer of the season against the Purple Aces...Drew 14 walks and was hit by six pitches.

### Background

Spent the 2020 season at Virginia and the prior two seasons at Madison College in Wisconsin ... Appeared in four games at UVA in 2020 following a stellar junior college career in which he hit .350 over the course of 91 games ... First-team all-region and Region IV Gold Glove winner as a sophomore, posting 30 stolen bases and a .342 batting average ... Hit .374 as a freshman and helped the Wolf-Pack qualify for its first of two consecutive NJCAA Division II World Series appearances during his career ... First-team all-state pick as well as the Big Eight Conference and Wisconsin State Journal player of the year as a high school senior ... Earned all-conference honors four times, helped Sun Prairie High to a pair of state title games, and was a four-time letterman as a wide receiver and defensive back on the football field.

### Personal

Walker Jenkins is the son of Russell and Kelly Jenkins...Born June 17, 1998, in Fort Hood, Texas...Father played college baseball at Delta State...Earned his general studies degree in Summer 2021 and is working on a Master's in sports management.



## Jake McMahill

**RHP - 6-2 - 197 - R/R**  
**Senior**  
**Blue Springs, Mo.**  
**Blue Springs High/  
 State Fair CC/Evansville**  
**M.S. Sports Management**

11

**Honors**


- Athletic Director's Honor Roll (Fall 2021)

**Background**

A sixth-year senior who spent three seasons at Evansville (2019-21) and two at State Fair Community College in Sedalia, Mo. (2017-18)...At UE, he made 26 appearances with 16 starts, tossing 89.2 innings with 63 strikeouts, a 3.91 ERA and 5-4 record...Had an opponent average at or below .170 in two of his three seasons and threw six shutout innings against Missouri State on April 17, 2021... While playing at State Fair under former Bears Jud Kindle and Nick Petree, he was a first-team all-region and all-conference selection in 2018, going 8-1 with a 2.50 ERA and .153 opponent average.

**Personal**

Jake McMahill is the son of Danny and Patsy McMahill...Born March 2, 1998, in Blue Springs, Mo....Working on his Master's in sports management.



## Riyan Rodriguez

**RHP - 6-3 - 210 - R/R**  
**Senior**  
**Santa Clarita, Calif.**  
**Valencia High/  
 LA Mission College/Arkansas Tech**  
**M.S. Natural & Applied Sciences**

12

**Honors**

- Athletic Director's Honor Roll (Fall 2021)

**Background**

Graduate transfer from Arkansas Tech who pitched two seasons in Russellville after two years at Los Angeles Mission College...Helped Arkansas Tech to an NCAA Regional appearance in 2021, starting all 15 weekends of the season and going 5-6 with a 4.61 ERA, 57 strikeouts and a .258 opponent average in 66.1 innings...Struck out 17 in 21 innings in the shortened 2020 season...At LA Mission, went 1-0 with nine strikeouts in 16.2 innings in two seasons.

**Personal**

Riyan Rodriguez is the son of Jesse and Deborah Rodriguez...Born December 7, 1997, in Newhall, Calif....Working towards a Master's in natural and applied sciences.



## Grant Wood

**IF - 5-11 - 195 - R/R**  
**Senior**  
**Jefferson City, Mo.**  
**Jefferson City High/  
 Jefferson College/Murray State**  
**General Business**

13

**Honors**

- MVC All-Defensive Team (2021)
- Athletic Director's Honor Roll (Fall 2019, Spring 2020)
- MVC Honor Roll (2020)

**2021 (Senior)**

Missouri State's starting third baseman in all 44 games, earning MVC all-Defensive Team honors with a .956 fielding percentage, including a .984 mark with only one error in 24 league contests...Batted .243 with seven doubles, a home run, 14 RBI and 14 runs scored...Drew 30 walks to rank second on the team... Had six multi-hit games, including a 3-for-5 effort with a homer at SEMO (March 30)...Scored a season-best three runs at Central Arkansas (March 7)...Drove in multiple runs on four occasions, with a high of three at Evansville (April 18) and against Valparaiso (May 21)...Logged a season-best eight-game hit streak from May 2-15...Played error-free in the season's final 16 games, converting 41 total chances over that span...Stole home in the April 3 win at Missouri.

**2020 (Junior)**

Started in each of MSU's 17 games - 11 at third base with others at shortstop, second base and designated hitter ... Ranked second on the team with a .266 batting average (17-for-64), adding 11 runs and seven RBIs ... Collected five multi-hit games and at least one base knock in 12 of 17 outings ... Hit safely in the first nine games of the season, the longest hitting streak for any MSU player on the year ... Drew nine walks to finish second on the club with a .360 on-base percentage ... Drove in a season-high four runs and hit his only homer of the season at Oral Roberts (Feb. 25) ... Had a pair of RBIs and scored twice in a 2-for-5 day versus SIU Edwardsville (March 11).

**Background**

Joined the Bears after earning all-district honors for Jefferson College (Mo.) as a sophomore in 2019...Batted .307 with 49 RBI and 20 steals for a Vikings club that went 47-10 and claimed a MCCAC title that season...Earned Ohio Valley Conference Freshman of the Year and Collegiate Baseball Division I Freshman All-American honors as a freshman at Murray State, where he hit .376 with five home runs and 46 RBI and ranked fifth nationally with a .520 on-base percentage for the Racers...Named to a pair of Missouri Class 5 all-state squads as a prep standout at Jefferson City High School, he earned an ABCA/Rawlings All-America nod, as well as Missouri Gatorade Player of the Year and the MHSBCA's player of the year in 2017 after leading the Jays to a state title.

**Personal**

Grant Wood is the son of Travis and Sarah Wood...Born Dec. 4, 1998, in Jefferson City, Mo....Majoring in general business at MSU.



## Dakota Kotowski

OF • 6-5 • 255 • R/R

**Senior**  
**Channahon, Ill.**  
**Providence Catholic High**  
**Criminology & Criminal**  
**Justice**

16

### Honors

- Preseason All-MVC (2020)
- Collegiate Baseball Freshman All-America (2019)
- First-Team All-MVC (2019)
- MSU Danny Cook Rookie of the Year Award (2019)
- MVC Freshman of the Year (2019)
- Athletic Director's Honor Roll (Spring 2020, Fall 2021)
- MVC Honor Roll (2020)

### 2021 (Junior)

MSU's starting right fielder in 42 of 44 games, leading the team with eight doubles and ranking second on the club with five homers and 23 RBI...Had a trio of three-hit games on the season, doing so against Central Arkansas (Feb. 28), at Evansville (April 18) and at Southern Illinois (May 1)...Swatted the 20th home run of his career against Valpo (May 20)...Drove in a season-high four runs in a win at Evansville (April 18)...Doubled twice against Valpo (May 21).

### 2020 (Sophomore)

Started all 17 games and batted in the heart of the order for the Bears throughout the year, manning right field for all but one contest ... Led the team in home runs (3), RBIs (16), extra base hits (8) and slugging percentage (.500) while ranking second with a .266 average ... Ranked third in the MVC in RBIs ... Had multiple hits in four contests ... Homered and drove in a season-high four runs in the win at Oklahoma State (March 3) ... Added a three-run homer in the next game against Maine (March 6) ... Tied a school record when he was hit by three pitches versus Maine on March 8 ... Hit .313 with 12 RBIs in the final nine games of the season.

### 2019 (Freshman)

Kotowski burst onto the scene with a memorable rookie season for the Bears, clubbing 12 home runs en route to earning Collegiate Baseball Freshman All-America, MVC Freshman of the Year and first-team All-MVC honors ... Also voted MSU's Danny Cook Rookie of the Year by his teammates ... Hit seven home runs, slugged .644 and batted .301 during Valley play ... Batted a team-best .326 with runners in scoring position ... Ranked second in the Valley in home runs and third in slugging (.576) ... Will bring an active conference reached-base streak of 14-straight games (since April 13) into the 2020 MVC season ... Recorded a base hit in his first collegiate at-bat vs. Central Arkansas (Feb. 27) ... Belted a two-run homer at Arkansas State (March 10) for his first round-tripper as a Bear ... Hit another home run March 22 at UC Santa Barbara as part of a four-game hit streak (March 16-23) ... Went 3-for-4 against No. 8 Arkansas (March 26), before kicking off a seven-game hit streak with a 2-for-4 effort against Indiana State; logged two separate multi-homer games during the streak (March 29-April 9), over which he batted .379 (11-for-29) ... Turned in two-hit games against Indiana State (twice), Southeast Missouri (April 2) and Southern Illinois (April 5), going deep twice in each of the latter two contests; also matched a season high for runs scored (3) at SIU ... Delivered a 12-game hit streak, April 23-May 16, hitting .341 (15-for-44) with four home runs and 15 RBIs ... Produced three-consecutive multi-RBI games vs. Bradley (April 26-28), driving in a season-best three runs in the middle contest, while homering, scoring twice and plating two more runs in each of the other two outings ... Registered the go-ahead run in the Bears' series-clinching win over DBU (May 4) with a first-inning home run ... Drove in two runs against Wichita State (May 7), then sparked the Bears' comeback from a seven-run deficit at Evansville (May 11) with a 2-for-3 afternoon in which he reached base safely in four of his five trips to the plate ... Extended his MVC hit streak to 10 games — the longest of the season by a Bear — May 16 vs. Valparaiso ... Matched season-best totals for walks (3) and runs scored (3) in a win over Valpo (May 17), then added two hits as part of the Bears' MVC



## Hayden Moore

OF • 5-11 • 165 • S/R

**Freshman**  
**Edwardsville, Ill.**  
**Edwardsville High**  
**General Business**

14

### Honors

- Athletic Director's Honor Roll (Fall 2021)

### Background

Helped Edwardsville to a 34-3 record as a senior to earn first-team all-conference accolades...Batted .280 with 19 extra-base hits, 25 RBI, 44 runs and 27 stolen bases, adding a 3-0 mound mark with 13 strikeouts and a 2.86 ERA in 14.2 innings...First-team all-conference and second-team all-area performer as a sophomore, hitting .377 with a .542 on-base percentage and .667 slugging average with a conference-leading 55 runs scored...Added four homers, 25 RBI and 26 stolen bases while helping the Tigers to a state championship and No. 26 national ranking...Rated as the fifth-best outfielder in Illinois by Prep Baseball Report...All-tournament selection at the Perfect Game World Series as a freshman.

### Personal

Hayden Moore is the son of T.J. and Kim Moore...Born Dec. 24, 2002, in Maryville, Ill....Majoring in general business.

### Kotowski continued...

Tournament-opening victory over the Crusaders (May 21) ... Hit his 12th home run of the season in MSU's final game vs. Southern Illinois (May 23), finishing the year third on the Bears' freshman home run chart ... Became the program's ninth MVC Freshman of the Year and its 42nd All-American with his selection to Collegiate Baseball's top rookie squad at the conclusion of the season ... Played for the Kalamazoo Growlers of the Northwoods League over the summer.

### Background

Two-sport standout helped the Providence Catholic Celtics to a pair of Illinois 4A state titles his first two prep seasons and ranked as the No. 14 overall prep prospect in the state, as well as the No. 3 Illinois outfielder according to Prep Baseball Report...Competed as a wide receiver on the gridiron...Earned all-tournament honors in July 2017 at Perfect Game's WWBA 17U National Championship after hitting .429 with a pair of steals for the tournament.

### Personal

Dakota Kotowski is the son of Adam and Erin Kotowski...Born March 26, 2000, in Morris, Ill....Father played baseball and basketball at Lewis University...Majoring in criminology and criminal justice at MSU.



## Jared Viertel

**RHP • 6-4 • 190 • R/R**  
**Senior**  
**Boonville, Mo.**  
**Boonville High/**  
**Crowder College**  
**General Business**

17

**Honors**

- Athletic Director's Honor Roll (Fall 2021)

**2021 (Junior)**

Started nine games in the weekend rotation and made 11 appearances in all, posting a 3.53 ERA and 38 strikeouts with a .225 opponent average in 43.1 innings...Retired 15 consecutive batters on May 2 and 9, including the final 14 in the start at Southern Illinois to complete a season-long seven-inning appearance while allowing just three hits...Yielded only three hits in six innings against Indiana State the next week...Fanned a season-high seven batters in four innings versus Bradley (April 2)...Got the win with six innings of five-hit, one-run ball at Illinois State on May 16...Gave up fewer hits than innings pitched in six of 11 outings...Struck out a pair in a scoreless inning at Missouri (April 13).

**Background**

First-team all-state selection as a senior at Boonville (Mo.) High, where he helped the Pirates to three conference titles and was a three-time all-conference selection...Spent his first two collegiate seasons at Crowder College in Neosho, Mo., going 8-2 in 16 games and 12 starts in two seasons, striking out 76 in 64.2 innings...Posted a 2.67 ERA as a sophomore, fanning 38 over 27 innings and going 3-1 over six appearances...Went 5-1 as a freshman and averaged 10.6 strikeouts per nine innings for his Crowder career.

**Personal**

Jared Viertel is the son of Tim and Gina Viertel...Born June 9, 2000, in Columbia, Mo....Majoring in general business.



## Spencer Nivens

**IF • 5-11 • 185 • L/R**  
**R-Freshman**  
**Columbia, Mo.**  
**Rock Bridge High**  
**Biology**

18

**Honors**

- Athletic Director's Honor Roll (Fall 2020, Spring 2021, Fall 2021)
- MVC Honor Roll (2021)

**2021 (Freshman)**

Redshirt season at Missouri State.

**Background**

Missouri's No. 3 prep shortstop in the class of 2020 according to Prep Baseball Report ... As a junior at Columbia Rock Bridge High, earned first-team MHSBCA Class 5 All-State honors after hitting .381 with 45 hits and 38 runs scored while leading the Bruins to a 29-8 mark and a state quarterfinal appearance ... Batted .454 with 44 hits and a program record 29 walks as a sophomore to pick up all-district and honorable mention all-state recognition ... Posted two of the top five single-season hit totals in school history during his career.

**Personal**

Spencer Nivens is the son of Matt and Natasha Nivens ... Born Nov. 16, 2001, in Columbia, Mo. ... Father Matt played baseball at Missouri from 1994-97 and still ranks in MU's season and career top 10 in several offensive categories ... Majoring in biology.



## Reece Lang

**LHP • 6-3 • 190 • R/L**  
**Junior**  
**Boonville, Mo.**  
**Boonville High/**  
**Jefferson College/Crowder College**  
**Accounting**

19

**Honors**

- Athletic Director's Honor Roll (Fall 2021)

**Background**

Pitched at a pair of Missouri junior colleges prior to joining the Bears, most recently at Crowder College, where he struck out 15 hitters in 10 innings with a 5.40 ERA and .275 opponent average during the 2021 season...Led Jefferson College in innings pitched during the shortened 2020 campaign, going 3-2 with a 3.09 ERA and 22 strikeouts while yielding just 12 hits in 23.1 innings for a .154 opponent average... Member of four conference championship teams at Boonville (Mo.) High, tying a school record with 85 strikeouts as a senior...Earned conference pitcher of the year honors that season and went 7-3 on the way to second-team all-state recognition...Was an all-district selection as a junior, helping Boonville to a 26-3 record and state semifinal appearance.

**Personal**

Reece Lang is the son of Kevin and Jill Lang...Born May 17, 2001, in Columbia, Mo....Majoring in accounting.



## Drake Baldwin

**C • 6-1 • 225 • L/R**

**Junior  
Madison, Wis.  
Madison West High  
General Business**

21

### Honors

- Second-team all-MVC (2021)
- Danny Cook MSU Rookie of the Year (2021)
- MVC Commissioner's Academic Excellence Award (2021)
- Athletic Director's Honor Roll (Fall 2019, Spring 2020, Fall 2020, Spring 2021, Fall 2021)
- MVC Honor Roll (2020, 2021)

### 2021 (Sophomore)

Earned second-team all-MVC honors after hitting .291 with four homers and 23 RBI...Started 28 games behind the plate and 13 as the Bears' designated hitter...Hit safely in 21 consecutive games from April 3-May 20, tying the sixth-longest streak in school history...Batted .351 (27-for-77) during the streak...Named MSU's Danny Cook Rookie of the Year as the award was extended to players who were freshmen during the shortened 2020 campaign...Tied a school record after being hit by three Valpo pitches on May 21...Hit a grand slam and drove in six runs at Central Arkansas (March 7) for MSU's first six-RBI game since 2018...Hit a walk-off home run against Drury on April 6...Tied for the team lead with 12 multi-hit games, and drove in multiple runs on six occasions...Ranked second on the team in slugging (.446) and on-base percentage (.411)...Scored 18 runs on the year...Tied for second on the team with 13 extra-base hits...Owned a .996 fielding percentage with one error in 230 chances, and was perfect in 166 fielding opportunities in league play.

### Background

A three-time all-city honoree for the Madison (Wis.) West High Regents, Baldwin rated as the No. 4 overall 2019 recruit in Wisconsin and the No. 2 catching prospect in the state, according to Prep Baseball Report...Hit .324 for West as a senior...A standout on the ice as well, Baldwin was the state of Wisconsin's leading goal-scorer with 43 as a junior...Named a first-team all-state forward for the second time, as well as a finalist for the Wisconsin Hockey Coaches Association Player of the Year honor as a senior.

### Personal

Drake Baldwin is the son of Bridgette Baldwin...Born March 28, 2001, in Milwaukee, Wis....Majoring in general business at MSU.



## Drew Townsend

**OF • 6-2 • 215 • L/R**

**Freshman  
Kansas City Mo.  
Park Hill Senior High  
Undeclared**

23

### Honors

- Athletic Director's Honor Roll (Fall 2021)

### Background

Suburban Conference Gold Player of the Year as a senior, batting .343 with 23 RBI, 13 doubles and 36 runs scored for the regular season champions...First-team all-conference selection as a sophomore, hitting .323 with a .482 on-base percentage, 14 RBI and 18 runs scored and was named Park Hill's team MVP...Ranked as the No. 3 outfield prospect in Missouri by Prep Baseball Report...Played post for the Trojans' basketball team.

### Personal

Andrew Townsend is the son of Rob and Jenny Townsend...Born April 4, 2003, in Joplin, Mo....Father played football at Missouri Southern, while mother played basketball at Saint Louis and Pittsburg State...Has not declared an academic major.



## Adam Link

**RHP • 6-1 • 200 • R/R**

**Senior  
Springfield, Mo.  
Kickapoo High/  
Middle Tennessee  
M.B.A.**

24

### Honors

- Athletic Director's Honor Roll (Fall 2021)

### Background

Graduate transfer from Middle Tennessee State, where he made 16 relief appearances in two seasons, posting a 5.55 earned run average and 28 strikeouts in 24.1 innings with a .245 opponent average...Earned a spot on the Conference USA All-Academic Team in 2021 and posted a 20:5 strikeout-to-walk ratio that season with seven scoreless outings in 11 appearances...Spent his first two collegiate seasons at Jefferson College in Hillsboro, Mo., going 7-1 with 84 strikeouts in 74.1 innings over two seasons and earning first-team Academic All-America honors...At Springfield Kickapoo High, went 18-5 with career strikeouts in 124 innings, earning second-team all-state and Ozark Conference Pitcher of the Year honors as a senior in 2017.

### Personal

Adam Link is the son of Paul and Katy Link...Born June 9, 1998 in Springfield, Mo...Pursuing his Master's of business administration.



**Anthony Socci**  
**C - 6-2 - 205 - R/R**  
**Senior**  
**Norwalk, Conn.**  
**McMahon High/**  
**Lackawanna College/Little Rock**  
**Criminology & Criminal Justice**

**25**

**Background**

Transfer from Little Rock by way of Lackawanna College in Scranton, Pa....In 2021 at Little Rock, batted .444 (4-for-9) with a double, home run and three RBI in six games and three starts behind the plate...Slugged .889 with a .545 on-base percentage in his one season with the Trojans...Appeared in 31 games in two seasons at Lackawanna College, helping the Falcons to an appearance in the 2019 Junior College Division 2 World Series and hitting .255 with 10 RBI and 14 runs scored that season.

**Personal**

Anthony Socci is the son of Jim and Kim Socci...Born March 27, 2000, in Stamford, Conn....Majoring in criminology and criminal justice.



**Mason Greer**  
**IF - 6-0 - 205 - S/R**  
**Junior**  
**Colleyville, Texas**  
**Heritage High/**  
**Auburn/McLennan CC**  
**General Studies**

**26**

**Honors**

• Athletic Director's Honor Roll (Fall 2021)

**Background**

Played at Auburn as a true freshman in 2020 and for McLennan Community College in Waco, Texas, in 2021...Hit .322 with 17 home runs, 66 RBI and 33 total extra-base hits in 62 games at McLennan...Helped the Highlanders to the NJCAA Division I national title and was an all-tournament selection at the JUCO World Series... At Auburn in 2020, went 3-for-10 with two doubles and four RBI in seven games...A top-50 prospect in Texas and three-time Perfect Game Honorable Mention All-American at Colleyville (Texas) Heritage High, he earned all-state honors in 2018 and was drafted in the 37th round of the 2019 draft by the Arizona Diamondbacks.

**Personal**

Mason Greer is the son of Rusty and Lauri Greer...Born May 23, 2000, in Bedford, Texas...Father was a career .305 hitter in nine big league seasons with the Texas Rangers...Majoring in general studies.



**Caden Wilson**  
**RHP - 6-2 - 205 - R/R**  
**R-Freshman**  
**Kansas City Mo.**  
**Liberty North High**  
**Construction Management**

**27**

**Honors**

• Athletic Director's Honor Roll (Fall 2020)

**2021 (Freshman)**

Redshirt season at Missouri State.

**Background**

Rated as the No. 8 overall recruit in the state of Missouri by Perfect Game... Earned honorable mention MHSBCA Class 5 All-State recognition after helping Liberty North (Mo.) High School to a 23-9 season as a junior...Two-time all-conference pick as a right-handed pitcher and utility player...Also helped the Eagles to a conference title in 2018, logging 49 innings for an 18-5 club...Earned all-tournament honors at both the WWBA 17U National and World Championships in 2019 as a member of the Royals Scout Team 2020.

**Personal**

Caden Wilson is the son of Chris Wilson and Amy Pollmann...Born Oct. 1, 2001, in Liberty, Mo....Father played baseball at South Dakota State...Construction management major.



**Jaden Rolffs**  
**OF/1B/C - 6-2 - 210 - R/R**  
**Senior**  
**Pella, Iowa**  
**Pella Community High/**  
**Iowa Western CC**  
**Marketing Research**

**29**

**Honors**

• Athletic Director's Honor Roll (Fall 2020, Fall 2021)

**2021 (Junior)**

Led the Bears with 10 home runs and 27 RBI while starting 23 games as MSU's designated hitter and 12 in left field...Had a team-high seven games with multiple RBI...Homered in three consecutive games from March 23-April 1, the first MSU player to do that since Jeremy Eierman in March 2017...Bombed a grand slam at Central Arkansas (March 7)...Hit safely in seven straight games from March 23-April 6, homering in five of those contests...Went 3-for-5 with two RBI and two runs scored in the win at No. 18 Oklahoma State (March 23)...Third on the team with 20 runs scored...Drove in three runs against Oral Roberts (March 16) and Drury (April 6).

**Background**

Enjoyed an exceptional junior college career at Iowa Western Community College in Council Bluffs, hitting .438 with 19 home runs, 84 RBIs and 69 runs scored in 77 career games, adding a .525 on-base percentage and .824 slugging average ... Second-team All-American as a freshman in 2019, hitting .457 with 14 homers and 70 driven in while helping the Reivers to a national runner-up finish ... Ranked in the top 15 nationally in batting average, RBIs, slugging (.840) and on-base percentage (.534) as the conference player of the year ... Three-time all-state pick in high school, including first-team selections his final two seasons, and set the Pella High record for batting average.

**Personal**

Jaden Rolffs is the son of Brad and Erin Rolffs ... Married the former Hailey Scandridge in April 2020 ... Born March 31, 2000, in Atchison, Kan. ...Majoring in marketing research.



## Forrest Barnes

RHP - 6-0 - 200 - R/R

Senior  
Ozark, Mo.  
Ozark High

Exercise & Movement Science

31

### Honors

- Athletic Director's Honor Roll (Fall 2018, Spring 2019, Fall 2019, Spring 2020, Fall 2020, Spring 2021, Fall 2021)
- MVC Commissioner's Academic Excellence Award (2021)
- MVC Honor Roll (2020, 2021)

### 2021 (Junior)

Went 1-0 with a 4.71 ERA in eight appearances and one start as junior...Struck out 23 batters in 21 innings and held opponents to a .234 average...Got the victory with five shutout innings of relief against Valparaiso (May 21), striking out five and yielding three hits...Fanned four Mizzou hitters in two innings in Missouri State's April 13 win in Columbia...Surrendered two runners in three innings at SEMO (March 30)...Tossed three scoreless frames at Evansville (April 17).

### 2020 (Sophomore)

Led all qualifying MSU pitchers with a 2.37 ERA and a 3-0 record ... Led the Valley in wins and was fifth in ERA ... Pitched in six games with one start, fanning 17 and yielding only nine hits in 19 innings for a .148 opponent average, good for second in the MVC and 39th nationally ... Walked only four batters for a 0.68 WHIP, ranking 28th nationally in that category ... Completed 8.2 innings before allowing his first run of the season ... Had two-inning scoreless outings at Central Arkansas (Feb. 16) and Lipscomb (Feb. 22) ... Fanned five and allowed only a walk in 3.0 innings at Oral Roberts (Feb. 25), earning the win in relief ... Surrendered two hits and struck out five in seven innings versus Maine (March 8), getting the victory in his lone start.

### 2019 (Freshman)

Barnes enjoyed a strong start to his Missouri State career, making 11 mound appearances including seven starts ... Logged a 1-3 season mark in 33.0 total innings, striking out 25 hitters ... Started the season with 2/3 of an inning against Nevada (Feb. 15), allowing one hit and one walk ... Made his first collegiate start in the Bears' home opener vs. Central Arkansas (Feb. 27), allowing two runs on four hits over 4.1 innings of a 9-7 victory ... Also fanned four hitters over 4.0 innings of a start at Kansas (March 27) ... Registered one of the Bears' two complete games on the season April 2 at SEMO, holding the Red Hawks to two runs on three hits while striking out 11 batters to earn his first victory (8-2) ... Turned in 2.0 scoreless innings vs. Missouri (April 16) at Hammons Field, then worked a scoreless frame a week later in the return trip to Columbia ... Made his first MVC start April 28 in the Bears' series finale vs. Bradley ... Helped MSU rally from a seven-run deficit at Evansville (May 11) with 2.1 innings of relief ... Racked up a league-best 58 strikeouts in 40.0 innings pitching over the summer for the Ozark Wild of the Show-Me Collegiate League.

### Background

Joined the Bears after helping Ozark (Mo.) High School to three Central Ozarks Conference Large titles in his four prep seasons...Picked up first-team Missouri Class 5 All-State and COC Co-Pitcher of the Year honors as a senior in 2018 after helping Ozark to an 18-9 finish ...Earned first-team All-COC honors as a sophomore after going 5-4 with a 2.14 ERA for OHS's 20-11 squad, before picking up second-team all-conference recognition in 2017 as a junior...Competed for Team Missouri's Junior Sunbelt Classic championship squad in June 2017.

### Personal

Forrest Barnes is the son of Gary and Rae Ann Barnes...Born Feb. 9, 2000, in Springfield, Mo....Father played baseball at Lipscomb and Harding Universities...Majoring in exercise and movement science at Missouri State.



## Kaden Joggerst

RHP - 6-3 - 185 - R/R

Freshman  
O'Fallon, Ill.  
O'Fallon Township High  
General Business

32

### Honors

- Athletic Director's Honor Roll (Fall 2021)

### Background

Helped the O'Fallon Township Panthers to a third-place state finish in 2021, going 8-1 with a 2.30 ERA and 62 strikeouts in 42 innings on the mound as an all-conference selection...Made four appearances as a sophomore in 2019, striking out seven batters in 7.1 innings of work that season...Considered one of the top pitching prospects in southern Illinois.

### Personal

Kaden Joggerst is the son of Brandon and Kim Joggerst...Born March 25, 2003, in St. Louis, Mo....Majoring in general business.



## Liam Moreno

IF - 5-9 - 195 - R/R

Freshman  
Sun Prairie, Wis.  
Sun Prairie High  
General Business

33

### Honors

- Athletic Director's Honor Roll (Fall 2021)

### Background

Three-time all-conference selection on the infield who helped the Sun Prairie Cardinals to a state championship in 2021, state runner-up finish as a sophomore, and a pair of Big Eight Conference championships with a combined 78-14 record...Rated as the top third baseman and eighth overall player in the Badger State by Prep Baseball Report.

### Personal

Liam Moreno is the son of Leovic and Stephanie Moreno...Born May 30, 2003, in Madison, Wis....Father played baseball collegiately at Wisconsin-Stout...Majoring in general business.



## Eric Loomis

**RHP - 6-1 - 195 - R/R**  
**Sophomore**  
**St. Louis, Mo.**  
**Christian Brothers High**  
**Undeclared**

34

### 2021 (Freshman)

Pitched in one game as a true freshman, giving up a run on two hits against Bradley on April 3.

### Background

Rated as the No. 10 right-handed pitcher in the state of Missouri by Perfect Game...Went 4-0 with a 1.79 ERA and .180 opponent average as a junior at St. Louis CBC High, his final prep season...Second-team All-Metro Catholic Conference pick and received PG Underclass All-America recognition both his sophomore and junior years.

### Personal

Eric Loomis is the son of Richard and Antonia Loomis...Born March 27, 2002, in St. Louis, Mo....Has not declared an academic major.



## Dan Merrill

**RHP - 6-5 - 215 - R/R**  
**Junior**  
**Tulsa, Okla.**  
**Homeschooled**  
**Entrepreneurship**

35

### Honors

- Athletic Director's Honor Roll (Fall 2021)

### Background

Ranked fifth nationally with 14.83 strikeouts per nine innings in 2021 at North-eastern Oklahoma A&M, fanning 89 batters in 54 frames...Fired a pair of shut-outs and was the NJCAA National Pitcher of the Week after allowing just one hit and striking out 20 over 10 innings in starts against Coffeyville and Kirkwood in late February...As a freshman, struck out 22 in 17 innings for NEO in 2020... Earned Homeschool World Series All-America honors as a senior and helped his team to the 2016 national championship.

### Personal

Dan Merrill is the son of Rod and Stephanie Merrill...Born Feb. 14, 2000, in Tulsa, Okla....Majoring in entrepreneurship.



## Ty Buckner

**RHP - 6-1 - 190 - R/R**  
**R-Senior**  
**St. Louis, Mo.**  
**Ladue Horton**  
**Watkins High**  
**Marketing Grad Certificate**

36

### Honors

- Collegiate Baseball Freshman All-America (2018)
- Second-Team All-MVC (2018)
- Athletic Director's Honor Roll (Spring 2018, Spring 2019, Fall 2019, Spring 2020, Spring 2021, Fall 2021)
- MVC Commissioner's Academic Excellence Award (2020)
- MVC Honor Roll (2018, 2020)

### 2021 (Junior)

Made three starts before undergoing Tommy John surgery in March...Tossed four shutout innings in the season opener at Oral Roberts (Feb. 23), striking out five and getting the victory in his first appearance since 2018...Fanned seven batters in six innings against No. 18 Oklahoma State on March 2...Struck out 15 batters in 13.2 innings on the season with a 7.90 earned run average.

### 2020 (Sophomore)

Did not pitch in 2020 while recovering from injury.

### 2019 (Redshirt)

Buckner missed the entire season after sustaining an Achilles injury during the pre-season.

### 2018 (Freshman)

Established himself as a regular weekend starter as a true freshman, going 7-4 with a 4.81 ERA and 60 strikeouts in 76.2 innings of work ... Helped MSU lock up its second-consecutive Missouri Valley Conference regular-season title with league-best totals of five victories and a .138 batting average against in MVC play ... Also posted a 3.24 ERA and 28 strikeouts—both good for sixth overall in the conference—during Valley play ... Named a Collegiate Baseball Freshman All-American and second-team All-MVC choice ... Picked up his first collegiate win with 6.0 strong innings vs. Seton Hall (March 17), allowing just one run on five hits in a 14-2 decision ... Also earned a win with 5.2 shutout innings vs. CSUN (March 24), fanning five while allowing just three singles ... Struck out a career-best seven hitters in his MVC debut at Indiana State (March 30), permitting just one earned run on one hit over 5.0 frames to lock up a doubleheader sweep of the Sycamores ... Beat Evansville (April 7) the following weekend, again allowing one hit in 5.0 innings of an 8-2 victory ... Fanned seven hitters in 6.0 combined innings of back-to-back losses to Top 25 clubs in Oregon State (April 13) and Missouri (April 24) ... Turned in one of only two complete games by a Missouri State pitcher in 2018 at Bradley (April 29) to help secure a key Valley series win; held the Braves to two runs on one hit and two walks, striking out six in a 13-2 win in the rubber match in Peoria ... Held Valparaiso hitless of 4.2 innings of relief, allowing MSU time to rally for a 6-5 victory ... Defeated Southern



## Trey Ziegenbein

RHP - 6-3 - 165 - R/R

R-Senior

Blue Springs, Mo.

Blue Springs High/

Johnson County CC

Construction Management

# 40

### Buckner continued...

Illinois (May 13) with 6.0 solid innings, scattering seven hits in an 8-3 victory ... Knocked off DBU (May 19) in a series-clinching 10-4 decision that secured the Valley title for MSU; struck out five Patriots in 5.2 innings to lock up his fourth straight winning decision ... Tossed 5.2 innings of the Bears 4-2 win over Indiana State (May 24) in the second round of the MVC Championship in Dallas ... Made his first postseason start vs. Saint Louis (June 3) at the Oxford Regional, striking out three in 2.0 innings ... Earned Valley Commissioner's Academic Honor Roll recognition at the conclusion of the season ... Pitched over the summer in the prestigious Cape Cod League with the Harwich Mariners, going 1-3 with a 3.73 ERA in five starts spanning 21.2 innings.

### Background

The No. 6 overall prospect in the state of Missouri according to Prep Baseball Report, Buckner joined the Bears following a strong summer with the St. Louis Dodgers of the Metro Collegiate League, where he posted a 7-0 mound mark, a 1.35 earned run average and 64 strikeouts in just 40.0 innings ... The right-hander earned Suburban Central National Conference Player of the Year honors as a junior after going 3-2 with a 1.90 ERA and 61 strikeouts in 48 innings of work for Ladue (Mo.) Horton Watkins High School ... Logged a perfect 5-0 slate to go along with a 2.23 ERA to earn all-conference recognition as a sophomore ... Pitched a perfect game as a sophomore and was a two-time all-conference honoree as a second baseman and was named an Underclass Honorable Mention All-American by Perfect Game as a sophomore and junior.

### Personal

Ty Buckner is the son of Jason and Tammi Buckner ... Born Oct. 6, 1998, in Rolla, Mo. ... Father played collegiate baseball at Southeast Missouri State University ... Earned a general business degree in May 2021 and is currently working towards a graduate certificate in marketing.

### Honors

- First-team all-MVC (2021)
- Dave Dickensheet MSU Outstanding Pitcher Award (2021)
- Athletic Director's Honor Roll (Fall 2019, Spring 2020, Fall 2020)
- MVC Honor Roll (2020)

### 2021 (Junior)

A first-team all-MVC selection after going 8-2 with a 3.77 ERA and 56 strikeouts in 29 appearances, all in relief...Won MSU's Dave Dickensheet Outstanding Pitcher Award...Went 6-1 with a 2.22 ERA in MVC games...Ranked second on the club in strikeouts and innings pitched (57.1)...Struck out five and allowed just one hit in three innings for a win at 18th-ranked Oklahoma State (March 23)... Did not allow an earned run in 16 of his appearances...Tossed five consecutive scoreless outings with a combined two hits and 11 strikeouts from March 10-23...Earned two wins in Bradley series (April 1 and 2) with five shutout innings in two games...Earned two relief victories in the Valparaiso series as well (May 21 and 22)...Ranked 21st nationally in appearances.

### 2020 (Sophomore)

Led the Bears and ranked second nationally with 11 appearances in his first season, all in relief ... Posted a 2.79 ERA, striking out 22 hitters in 19.1 innings ... Gave up just 10 hits, good for a .154 opponent average to rank third in the MVC ... Second on the team with a 0.93 WHIP ... Pitched a total of eight scoreless and five hitless outings, and allowed more than one run only once. ... Started the year with a 7.0-inning scoreless streak ... Did not allowed a hit in the 5.1 innings spanning his final three appearances ... Struck out a season-high six batters in four hitless innings against Oral Roberts (March 10) ... Fanned five hitters at Belmont (Feb. 21).

### Background

Ziegenbein joined the Bears on the heels of a standout season with Johnson County (Kan.) Community College in which he logged 10 mound victories and a 2.64 earned run average to nab Kansas Jayhawk Community College Conference Freshman of the Year recognition...Struck out a school-record 109 hitters and limited opponents to a .228 batting average en route to earning All-KJCCC and NJCAA All-Region VI honors for a squad that peaked at No. 6 in the national rankings before finishing 46-12...Redshirted as a freshman at Johnson County while rehabbing from his second Tommy John surgery, which also sidelined the right-hander for his final two prep seasons at Blue Springs (Mo.) High School... Earned Academic All-State recognition in three consecutive seasons after picking up all-conference honors as a sophomore outfielder for the Wildcats.

### Personal

Trey Ziegenbein is the son of Darren and Janelle Ziegenbein...Born Oct. 10, 1998, in Blue Springs, Mo....Majoring in construction management.



## Parker Johnson

**RHP - 6-3 - 195 - R/R**

**Freshman**

**Breese, Ill.**

**Mater Dei Catholic High**

**Financial Planning**

41

**Honors**

- Athletic Director's Honor Roll (Fall 2021)

**Background**

Two-way player who appeared in seven games on the mound with a 3-2 record and one save as a senior...Struck out 28 hitters in 21.1 innings with a 3.67 ERA...Batted .276 with 11 RBI, 15 runs scored and 10 stolen bases in 2021... Named Mater Dei's most valuable pitcher as a sophomore when he helped the Knights to a regional championship by striking out 60 batters in 37 innings over seven starts with a season high of 11 Ks...Fanned 32 batters in 26 innings with a season high of 10 strikeouts as a freshman...Played forward on Mater Dei's basketball team, which advanced to the Class 2A semifinals in 2020.

**Personal**

Parker Johnson is the son of David and Cheri Johnson...Born June 4, 2003, in Belleville, Ill....Financial planning major.



## Carlos Vasquez

**IF - 6-1 - 200 - S/R**

**Freshman**

**Lawrence, Kan.**

**Lawrence High**

**Undeclared**

44

**Honors**

- Athletic Director's Honor Roll (Fall 2021)

**Background**

Earned all-state, all-league and area player of the year honors as a senior after batting .417 with 27 hits, three home runs and 10 stolen bases in 22 games...Hit .405 while starting every game as a sophomore, helping the Lawrence Lions to a Sunflower League title...Started 12 games as a freshman and hit .550 during summer ball in 2020 after his high school junior season was cancelled due to the coronavirus...Ranked as the No. 7 overall prospect and No. 2 shortstop in Kansas according to Prep Baseball Report.

**Personal**

Carlos Vasquez is the son of Carlos and Maria Vasquez...Born Feb. 3, 2003, in Sao Paulo, Brazil...Father played baseball at St. Francis College in New York... Has not declared an academic major.



## Ty Blecha

**LHP - 6-4 - 200 - L/L**

**Freshman**

**Shawnee, Kan.**

**Shawnee Mission**

**Northwest High**

**Undeclared**

43

**Background**

Versatile athlete who played in the outfield in addition to pitching in the Shawnee Mission Northwest rotation since his sophomore season...Class 6A first-team all-state selection as a senior, going 6-1 with a 1.54 ERA and 63 strikeouts in 50 innings...Added first-team all-Sunflower League honors while picking up the Children's Mercy Sports Medicine Performance of the Week award on May 20 of his senior year...Made big strides pitching on the summer circuit after his 2020 high school season was canceled due to COVID...Played forward on the Cougars' basketball team.

**Personal**

Ty Blecha is the son of Rodney and Kathy Blecha...Born Aug. 6, 2002, in Shawnee, Kan...Father played baseball at Oklahoma City University...Has not declared an academic major.



## Mason Roehr

**C - 6-1 - 210 - R/R**

**Freshman**

**Granite City, Ill.**

**Granite City High**

**Criminology & Criminal Justice**

50

**Honors**

- Athletic Director's Honor Roll (Fall 2021)

**Background**

Multi-sport athlete who has excelled on the diamond, the hockey rink and the football field during his prep career...Named the Southwest Conference Offensive Player of the Year as a senior after batting .428 with 11 extra-base hits, 21 RBI, 16 runs scored and 10 stolen bases in 27 games...Hit .408 with two homers, 16 RBI, 11 extra-base hits and a .645 slugging percentage as a senior... Batted .364 with 22 RBI, 25 runs scored, a pair of walk-off home runs and was 13-for-14 in stolen bases as a freshman...Hit .250 with a .394 slugging average his sophomore year while swiping 12 bases in 14 tries...Three-time Mississippi Valley Club Hockey Association all-star, scoring 95 career goals on the ice, including eight playoff goals and two in the title game for Granite City's championship team...Played linebacker for the Warriors' football team as a freshman and finished second on the varsity in tackles.

**Personal**

Mason Roehr is the son of Justin and Stephanie Roehr...Born July 11, 2003, in St. Louis, Mo....Majoring in criminology and criminal justice.



# Keith Guttin

**Head Coach**  
**40th Season**  
**Missouri-St. Louis (1978)**

One of the most successful baseball coaches in Missouri Valley Conference history, Keith Guttin began his MSU head coaching career in 1983, and has spent the past 39 seasons building the Bears into one of the top programs in the country. Under Guttin, the Bears have won 61 percent of their games, averaging 34 victories a year and racking up 12 different 40-win seasons.

Guttin, who will enter the 2022 season third among active Division I head coaches and 19th overall in career victories (1,309), has been a part of the MSU baseball program as a player, assistant coach and head coach for 44 of the program's 58 years. He took the helm of Bears baseball at the start of the 1983 season, coinciding with the move of Missouri State athletics to Division I status. He inherited the reins of the program from its only previous head baseball coach, former Missouri State Director of Athletics Bill Rowe. Guttin ultimately helped stretch MSU's string of consecutive winning seasons to 32 in a row, easily the longest of any Missouri State athletics team. His 1,309 career wins are the most recorded by any head coach in the 113-year history of Missouri State athletics, and the Bears have finished in the top half of the conference race in all but six of his 39 seasons.

During Guttin's tenure, 130 Bears have signed professional contracts, including six first-round draft picks and 19 players who have advanced to the Major Leagues. Additionally, MSU has won 19 regular-season or conference tournament championships and made 11 NCAA Division I Tournament appearances.

In 2003, Guttin led the Bears to the NCAA Division I College World Series for the first time in school history, marking the only trip to Omaha by a Division I team from the state of Missouri since 1965. He has been a conference coach of the year 13 times and was selected as the American Baseball Coaches Association Division I Midwest Region Coach of the Year in both 1997 and 2003.

Guttin's pupils have produced results off the diamond as well. Missouri State baseball players have been recognized on the Valley's all-academic team 67 times since the inception of the honor in 1992. Additionally, seven Bears have garnered



academic All-America honors on 12 different occasions under Guttin, including three-time selection Brian Mahaffey.

Missouri State is coming off a successful stretch that has seen the Bears claim three NCAA Regional appearances and three MVC regular-season titles in the last six seasons. In 2018, Guttin picked up his second consecutive MVC Coach of the Year honor after leading the Bears to their 12th 40-win campaign, as MSU swept the MVC regular-season and postseason conference crowns for just the second time in school history. The previous spring, the Bears won their first 18 Valley games en route to the title, then captured their third overall NCAA Regional crown by knocking off Arkansas in the deciding game of the Fayetteville Regional. MSU saw its storied season come to an end at the

Fort Worth Super Regional, as TCU secured a fourth straight trip to Omaha with a two-game sweep of Guttin's Bears. Consensus All-America picks Jake Burger and Jeremy Eierman led a potent Bears lineup that paved the way to a 43-20 campaign, while Valley pitcher of the year Jake Fromson led a star-studded pitching staff and garnered All-America recognition of his own.

The 2015 season will go down as one of the more memorable campaigns for Guttin, who was inducted into both the Missouri Sports Hall of Fame and Springfield Area Sports Hall of Fame during the year. He also surpassed the 1,100 career victory mark early in MSU's record-setting season en route to earning his fifth MVC Coach of the Year nod. Under Guttin's guidance, the 2015 Bears set a program record with 49 victories and were ranked as high as No. 6 (Baseball America) in the nation while capturing the Valley's regular-season and postseason tournament titles. MSU went on to earn its ninth NCAA Division I postseason berth, sweeping the Springfield Regional at Hammons Field to advance to its second Super Regional appearance, where the Bears came up just one win shy of punching their ticket to the College World Series.

After narrowly missing out on NCAA Tournament bids in three of the previous four seasons, Guttin guided a veteran-laden 2012 MSU squad to a 40-22 season that culminated in the Bears' first trip to the postseason since 2003. Along the way, MSU set numerous program records, including an all-time best team earned run average (2.57), thanks in large part to pitcher Nick Petree, who became the program's first Louisville Slugger National Player of the Year (Collegiate Baseball) after posting a Division I-low ERA of 1.01.

Early in MSU's breakthrough 2012 season, Guttin became the 46th Division I baseball coach and the third Valley bench boss to reach the 1,000 career-win mark with the Bears' 3-2 victory over Northwestern State on March 3.

Missouri State returned to the top of The Valley in 2009, finishing the league schedule with a 17-5 record after sweeping Creighton and Indiana State in the final two weeks of the season. Both CU and ISU entered its series with MSU atop the MVC standings.

MSU's stellar 2009 season followed a 2008 campaign when the team went 40-17 overall, earning Guttin his 10th conference coach of the year honor.

In 2007, Ross Detwiler was selected sixth overall in the MLB Draft, the highest pick in school history, and the Bears came within a win of the NCAA Tournament in 2006 before falling in the MVC Tournament finals.

MSU's first-ever NCAA Division I College World Series appearance in 2003 capped a season in which the Bears won the MVC regular season title for the second time in three seasons. The Bears' NCAA Tournament trip was the second straight NCAA berth and the sixth appearance in nine years for MSU. That year,

### NCAA Division I Winningest Active Coaches

No.	Coach (School)	W-L-T
1	John Anderson (Minnesota)	1,331-928-3
2	Danny Hall (Georgia Tech)	1,312-698-1
3	<b>Keith Guttin (Missouri State)</b>	<b>1,309-843-0</b>
4	Gary Gilmore (Coastal Carolina)	1,254-633-4
5	Elliott Avent (NC State)	1,150-763-0
6	Dave Van Horn (Arkansas)	1,121-570-0
7	Rich Hill (Hawaii)	1,079-738-4
8	Bill Brown (George Mason)	1,060-1,023-7
9	Paul Kostacopoulos (Navy)	985-652-7
10	Steve Owens (Rutgers)	941-515-3

### NCAA Division I Winningest All-Time Coaches

No.	Coach (School)	W-L-T
1	Mike Martin (Florida State)	2,029-736-4
2	Augie Garrido (5 schools, last Texas)	1,975-951-9
3	Gene Stephenson (Wichita State)	1,768-675-3
4	Mark Marquess (Stanford)	1,627-878-7
5	Jim Morris (GT, Miami)	1,594-716-4
6	Larry Hays (Lubbock Chr., Texas Tech)	1,508-680-4
7	Paul Mainieri (LSU)	1,505-777-7
8	Mike Fox (NC Wesleyan, N. Carolina)	1,487-547-5
9	Chuck Hartman (High Point, VT)	1,444-816-8
10	Cliff Gustafson (Texas)	1,427-373-2
11	Ron Polk (3 schools, last MS State)	1,373-702-2
12	Jim Gilligan (Western NM, Lamar)	1,353-895-7
13	Rod Dedeaux (Southern Cal)	1,342-597-16
14	Jack Leggett (3 schools, last Clemson)	1,332-770-1
15	Larry Cochell (7 schools, last Oklahoma)	1,331-813-3
	<i>John Anderson (Minnesota)</i>	<i>1,331-928-3</i>
17	Pete Dunn (Stetson)	1,312-887-3
	<i>Danny Hall (Georgia Tech)</i>	<i>1,312-698-1</i>
19	<b>Keith Guttin (Missouri State)</b>	<b>1,309-843-0</b>
20	Bob Bennett (Fresno State)	1,300-757-8

*\*Active coaches in italics*



Guttin garnered the American Baseball Coaches Association Midwest Region Coach of the Year award and his second MVC Coach of the Year honor in three seasons. It was his third conference honor since the Bears joined the Valley and it was Guttin's ninth conference coach of the year recognition in 23 years as a head coach.

In 2002, the Bears posted their first 40-win season since 1991 and won the second-most games in school history and the most since winning a school record 47 games in 1987. Missouri State advanced to the NCAA Tournament for the fifth time in eight years but the first time since 1999.

In 2001, Guttin led the Bears to their first-ever MVC regular-season championship and, in the process, dethroned perennial league powerhouse Wichita State. The Shockers had previously won outright or shared the Valley regular season crown in the previous 14 years, but the Bears posted a 22-10 record in 2001 and beat WSU by one game in the final league standings.

While the accomplishments of Guttin's teams on the field speak volumes about the success of his program, another dream came true in April 2004 when the Bears opened a sparkling 8,000-seat stadium just four blocks north of the Missouri State campus. The Bears finished the year ninth among NCAA Division I teams in attendance, playing only a portion of their home schedule at Hammons Field.

It was merely a coincidence that the crown jewel of the Missouri State baseball program came one year after the Bears exploded onto the national college baseball radar in the College World Series. But both events show the growth of college baseball in the Ozarks and the amount of community and administrative support the program had received in the last several years. With the continued support of the MSU community, Guttin has led the Bears' efforts in numerous charitable endeavors, including the program's annual Price Cutter Celebrity Golf Classic, proceeds from which have been committed to Champion Athletes of the Ozarks in each of the last 20 years. MSU's popular First Pitch and Reunion Night has also been a positive force for both the Bears and a variety of local charitable organizations. The pre-season kickoff event has benefited entities such as the Miracle League Ball Field, Care to Learn, Boys and Girls Clubs and the Wounded Warrior Project.

The Bears have finished lower than third in the league standings just 10 times since Guttin took over. Guttin directed Missouri State to six straight league titles in Mid-Continent play from 1984 through 1989. He has given MSU its first four Valley postseason tournament championships in 1996, 1997, 2015 and 2018. He was voted the MVC Coach of the Year in 1993, 2001, 2003, 2008, 2015, 2017 and 2018, and was selected the ABCA's Division I Midwest Region Coach of the Year in 1997 and 2003.

Missouri State ran through MCC regular season and tourney play annually from 1983 through 1989. The Bears faltered only once, finishing as tourney runner-up in 1990, their final MCC season before moving to the Valley. Guttin was named MCC Coach of the Year each season from 1984 through 1989.

In 1986, Missouri State posted a then-program-best 47-14 record. In 1987, the 38-14 Bears got their first NCAA Division I tourney bid, playing in the West II Regional in Tempe, Ariz. In 1988, the 41-17 Bears became the first team to go through regular season MCC play undefeated, and in 1989 went 41-10 for the third best winning percentage in all of Division I baseball.

The 1995 Bruins were second in the MVC Tournament and added an NCAA visit, playing in the West Regional in Fresno, Calif. In 1996, Missouri State won its first MVC tourney, capped by Guttin's 500th career win, an 8-7 victory over top-ranked Wichita State in the winner's bracket final. Missouri State won its first NCAA Division I tourney games, beating Long Beach State and UCLA to finish third in the Central I Regional in Austin, Texas.

The 1997 Bears repeated the MVC crown and knocked off Texas Tech and Nevada on the way to a runner-up finish in the NCAA Central Regional in Lubbock, Texas. Missouri State was at the Fayetteville regional in 1999, finishing second with wins over Clemson and Arkansas.

Guttin returned to Missouri State in 1982 after a year at Rend Lake College where he served as assistant coach to Kirk Champion as RLC claimed an Illinois JUCO sectional crown. Guttin was a Missouri State assistant under Rowe from 1979 to 1981, as Missouri State won its last MIAA title and made two NCAA appearances.

Guttin had two notable seasons as the Missouri State second baseman, coming from Mineral Area College. He earned MIAA all-conference honorable mention in 1977 as the Bears made their first NCAA Division II tournament appearance in seven years.

A University City, Mo., native, Guttin finished his undergraduate degree at the University of Missouri-St. Louis in 1978, and earned his master's degree in 1984 at Truman State. He and his wife, Marianne, have three daughters; Lauren, Lindsey and Samantha; and two grandsons, Bradley and Brody.

### Guttin's Coaching Record

Year	Team	W-L	Pct.	Conf.	Pct.
1983	Missouri State	32-11	.744	---	---
1984	Missouri State	35-22	.614	---	---
1985	Missouri State	24-16	.600	5-3	.625
1986	Missouri State	47-14	.770	11-1	.917
1987	Missouri State	38-14	.731	7-3	.700
1988	Missouri State	41-17	.707	12-0	1.000
1989	Missouri State	41-10	.804	8-2	.800
1990	Missouri State	42-15	.737	11-0	1.000
1991	Missouri State	40-22	.645	14-10	.583
1992	Missouri State	31-23	.574	10-11	.476
1993	Missouri State	32-23	.582	14-6	.700
1994	Missouri State	31-23	.574	13-7	.650
1995	Missouri State	37-21	.638	18-13	.581
1996	Missouri State	32-25	.561	18-11	.621
1997	Missouri State	35-25	.583	16-10	.625
1998	Missouri State	32-21	.604	19-13	.594
1999	Missouri State	38-19	.667	18-11	.621
2000	Missouri State	24-33	.421	15-17	.468
2001	Missouri State	36-22	.621	22-10	.688
2002	Missouri State	43-21	.672	19-13	.594
2003	Missouri State	40-26	.606	19-11	.633
2004	Missouri State	31-28	.525	19-12	.613
2005	Missouri State	26-29	.473	10-14	.417
2006	Missouri State	33-22	.600	15-8	.652
2007	Missouri State	23-34	.404	7-17	.292
2008	Missouri State	40-17	.702	18-6	.750
2009	Missouri State	34-20	.630	17-5	.773
2010	Missouri State	21-34	.382	6-15	.286
2011	Missouri State	33-23	.589	11-9	.550
2012	Missouri State	40-22	.645	13-7	.650
2013	Missouri State	31-23	.574	12-9	.571
2014	Missouri State	26-31	.456	9-12	.429
2015	Missouri State	49-12	.803	18-3	.857
2016	Missouri State	38-21	.644	7-13	.650
2017	Missouri State	43-20	.683	18-1	.947
2018	Missouri State	40-17	.702	18-3	.857
2019	Missouri State	20-36	.357	10-11	.476
2020	Missouri State	9-8	.529	---	---
2021	Missouri State	21-23	.477	11-13	.458
<b>Totals</b>		<b>1,309-843</b>	<b>.608</b>	<b>488-396</b>	<b>.552</b>

### Guttin's Milestone Victories

Win	Date	Result (Site)
1	3/5/83	MSU 8, Indiana State 2 (Meador Park)
100	3/11/86	MSU 7, Jacksonville 5 (Jacksonville, Fla.)
200	4/16/88	MSU 4, Eastern Illinois 2 (Charleston, Ill.)
300	5/13/90	MSU 9, Eastern Illinois 2 (Chicago, Ill.)
*395	5/1/93	MSU 9, UNI 2 (Meador Park)
400	5/9/93	MSU 7, Wichita State 6 (Meador Park)
500	5/17/96	MSU 8, Wichita State 7 (Wichita, Kan.)
600	4/24/99	MSU 13, UNI 7 (Meador Park)
700	5/4/02	MSU 5, Wichita State 1 (Wichita, Kan.)
800	5/11/05	MSU 15, Kansas 6 (Hammons Field)
900	5/11/08	MSU 7, Middle Tennessee 6 (Hammons Field)
1,000	3/3/12	MSU 3, Northwestern State 2 (Natchitoches, La.)
1,100	3/17/15	MSU 10, Little Rock 3 (Hammons Field)
1,200	4/18/17	MSU 5, Missouri 3 (Columbia, Mo.)
1,250	5/11/18	MSU 5, Southern Illinois 3 (Hammons Field)
1,300	4/13/21	MSU 7, Missouri 5 (Columbia, Mo.)

\*Surpassed Bill Rowe for the all-time MSU record for coaching victories

### Guttin's Career Highlights

- Ten regular-season conference titles  
(1986, 1988, 1989, 1990, 2001, 2003, 2009, 2015, 2017, 2018)
- Ten conference tournament championships  
(1984, 1985, 1986, 1987, 1988, 1989, 1996, 1997, 2015, 2018)
- Eleven NCAA Regional berths  
(1987, 1995, 1996, 1997, 1999, 2002, 2003, 2012, 2015, 2017, 2018)
- Three NCAA Super Regional berths  
(2003, 2015, 2017)
- 2003 College World Series berth
- Mentored 29 All-Americans as head coach
- Coached 120 professional signees, including 18 Major Leaguers  
-Ryan Howard - 2005 NL Rookie of the Year and 2006 NL MVP  
-Bill Mueller - 2003 AL Batting Champion
- Coached 92 first-team all-conference selections, eight league players of the year and seven league pitchers of the year
- Six-time Mid-Continent Conference Coach of the Year (1984-89)
- Seven-time Missouri Valley Conference Coach of the Year (1993, 2001, 2003, 2008, 2015, 2017, 2018)



## Paul Evans

**Pitching Coach**  
**34th Season**  
**Southern Illinois (1981)**

Paul Evans returns for his 34th year with the Bears in 2022 after guiding the Missouri State mound corps through an unrivaled period of success over the last decade. Since the start of the 2012 season, Evans' pupils have posted three of the four lowest team ERAs — as well as the top three single-season strikeout totals — in program history.

Evans, who is a Missouri Sports Hall of Fame Class of January 2021 inductee, led a star-studded Bears staff that featured three All-Americans who helped power MSU to a school-record 49 victories and the program's second NCAA Division I Regional crown in 2015, earning him D1Baseball.com's National Assistant Coach of the Year award following that season. Under Evans's tutelage, the Bears paced the Missouri Valley Conference and ranked among the nation's top teams in earned run average (2.91), strikeouts (553), WHIP (1.22) and shutouts (9), holding the opposition to three runs or less in 37 of their 61 games.

The 2015 Bears (49-12) set program records for wins and strikeouts en route to capturing both the MVC regular-season and tournament titles and sweeping the Springfield Regional field. Several MSU hurlers enjoyed banner seasons under the direction of Evans, including consensus All-American Matt Hall, who shattered the Valley's 33-year-old single-season record for strikeouts with a Division I-best 171 punchouts while matching the Bears' program standard for victories (12). Fellow All-America pick Jon Harris flourished in his third year as a Bear as well, notching an 8-2 record, a 2.45 ERA and 116 strikeouts before becoming the fifth MSU pitcher taken in the first round of the Major League Baseball Draft, going 29th overall to Toronto. He also became the fifth Bear to be named MVC Pitcher of the Year and was a Golden Spikes Award nominee. Closer Bryan Young completed the triumvirate of MSU All-America pitchers, notching a club-record 16 saves to go along with a 7-0 mound mark and 1.30 ERA. The right-hander was one of five finalists for the NCBWA's National Stopper of the Year Award.

The landmark 2015 season continued a string of unprecedented success for Evans and his Missouri State pitching pupils. Over the past 14 years, Evans has helped develop four of the highest MLB Draft picks in MSU history, with Brett Sinkbeil going 19th overall in 2006, Ross Detwiler as the sixth overall pick in 2007 and Pierce Johnson as the 43rd overall pick in 2012 prior to Harris's selection this season. In fact, Evans has mentored five first-rounders in the last 17 years, including John Rheinecker, who went 37th overall in 2001.

A total of 66 hurlers have signed pro contracts under Evans' tutelage, including at least one in 32 of his 33 seasons, with 14 advancing to the Major Leagues. Additionally, Evans has seen three Bears selected to pitch for Team USA: Jarrod Mays (1995), Bob Zimmermann (2001 and 2002) and Detwiler (2006). Furthermore, MSU pitchers have been tabbed for first-team all-conference honors 26 times during Evans's tenure in Springfield, with 15 different hurlers claiming All-America recognition.

In 2012, Evans guided a dominant Bears' pitching staff that posted the best team ERA (2.57) in the country, while ranking fifth in Division I with 537 strikeouts. Both marks shattered previous MSU team records, as did the Bears' 11 shutouts, which also led the nation. Additionally, sophomore Nick Petree netted numerous All-America honors, as well as the first national player of the year citation for a baseball Bear when Collegiate Baseball tabbed the Clinton, Mo., product its 2012 Louisville Slugger National Player of the Year after he finished 10-4 with the nation's lowest individual earned run average (1.01). The Bears' 2013 staff was nearly as impressive, posting a 3.12 ERA for the season, good for the third-best in program history.

Prior to joining the Bears' coaching staff, Evans guided Rend Lake to a 201-95 mark in three years, which included two Illinois JUCO sectional titles.

A native of Granite City, Ill., Evans played football and baseball at South High School. He pitched his American Legion teams to back-to-back state runner-up finishes and had a 50-8 combined career record in high school and American

Legion. He gained Illinois all-state honors in baseball while in high school and, in 2000, he was inducted in the Granite City Sports Hall of Fame.

Evans was 18-7 at Southern Illinois before graduating from SIU in 1981. His 0.84 ERA as a sophomore was third in NCAA Division I and he tossed a no-hitter against SIU Edwardsville. Additionally, his nine career saves still rank 10th all-time at SIU.

Evans was head coach at Shawnee Junior College and assisted at RLC two years before becoming head coach. A Central Illinois Collegiate League and Cape Cod League hurler in his own playing days, he returned to Cape Cod in 1988 as pitching coach at Yarmouth-Dennis.

Evans has three children; Kyle, Kameron and Kassidy.





## Joey Hawkins

**Hitting Coach/Recruiting Coordinator**  
**1st Season**  
**Missouri State (2015)**

Former Missouri State shortstop and two-year captain Joey Hawkins was hired as the Bears' hitting coach and recruiting coordinator in June 2021.

A fan favorite during his time as a Missouri State player, Hawkins spent four seasons with the Bears from 2012-15 and was the Missouri Valley Conference Defensive Player of the Year as a senior. He owns the top two single seasons in school history for sacrifice bunts and assists, holds MSU's career sacrifice record with 62, and led the NCAA in that category during the Bears' historic 2015 campaign that saw the team earn the No. 8 national seed and win the Springfield Regional on the way to a school-record 49 victories. He started the final 157 games of his MSU career at shortstop.

After college, Hawkins was drafted by St. Louis in the 40th round and spent two years playing professionally, advancing to the Double-A Springfield Cardinals in 2016. He was also drafted out of high school from Whitby, Ontario.

Hawkins began his collegiate coaching career in 2017 as the recruiting coordinator and hitting coach at Jefferson College in Hillsboro, Mo., and joined the Division I ranks at Saint Louis University later that year in the same capacity.

During the 2018 season at SLU, Hawkins was an instrumental part of the Billikens club that swept the Atlantic 10 regular season and tournament titles and advanced to the NCAA Tournament. He helped the offense lead in the A-10 in scoring, batting average, on-base percentage, slugging percentage, RBI and doubles, while the defense posted a .974 fielding percentage.

Hawkins returned to professional baseball in the St. Louis Cardinals organization in 2019, beginning as a hitting coach in the Gulf Coast League, worked as a hitting coordinator at the Cardinals' alternate site facility in 2020 with some of the organization's top prospects, and most recently served as hitting coach for the High-A Peoria Chiefs to start the 2021 season.

Hawkins is married to former MSU softball player and three-time all-MVC selection Ashley Brentz, and the couple has one daughter, Kinsley. He graduated from Missouri State with a sports management degree in December 2015.



## Jeremy Cologna

**Volunteer Assistant**  
**2nd Season**



## Trevor Cho

**Graduate Manager**  
**1st Season**



## Nick Petree

**Director of Player Development**  
**4th Season**  
**Missouri State (2016)**

Nick Petree returned for his second stint on the Bears coaching staff in 2019, after spending two seasons as pitching coach at State Fair Community College. Petree helped former Bear Jud Kindle resurrect the State Fair program, leading the Roadrunners to 56 wins over a two-year stretch.

Petree previously served as the Bears' student assistant during the 2016 season following the completion of his three-year professional career.

The most decorated player in Missouri State baseball history, the Clinton, Mo., Petree became the Bears' first national player of the year (Collegiate Baseball) in 2012 when he was a consensus All-American and led the nation with a 1.01 earned run average. A right-handed pitcher, he turned in one of the most dominant mound performances in program history as a sophomore by logging 73 straight innings without surrendering an earned run. One year later, Petree was named to the ABCA's Rawlings Gold Glove Team and became the first player in the history of the MSU program to earn All-America recognition in three different seasons, capping his Bears career with a 27-7 record and 1.76 ERA.

After being drafted by St. Louis in the ninth round of the 2013 Major League Baseball First-Year Player Draft, Petree embarked on a pro career that would see him advance as high as Double-A Springfield. Over 56 career appearances, he logged 17 victories while posting a 2.94 earned run average, including a 2014 campaign in which he went a combined 8-5 with a 2.52 ERA at three different levels.

Petree completed his undergraduate degree in business at Missouri State in 2016 and resides in Springfield with his wife, Victoria, and sons Jackson and Carter.



## Cameron Witt

**Graduate Manager**  
**1st Season**

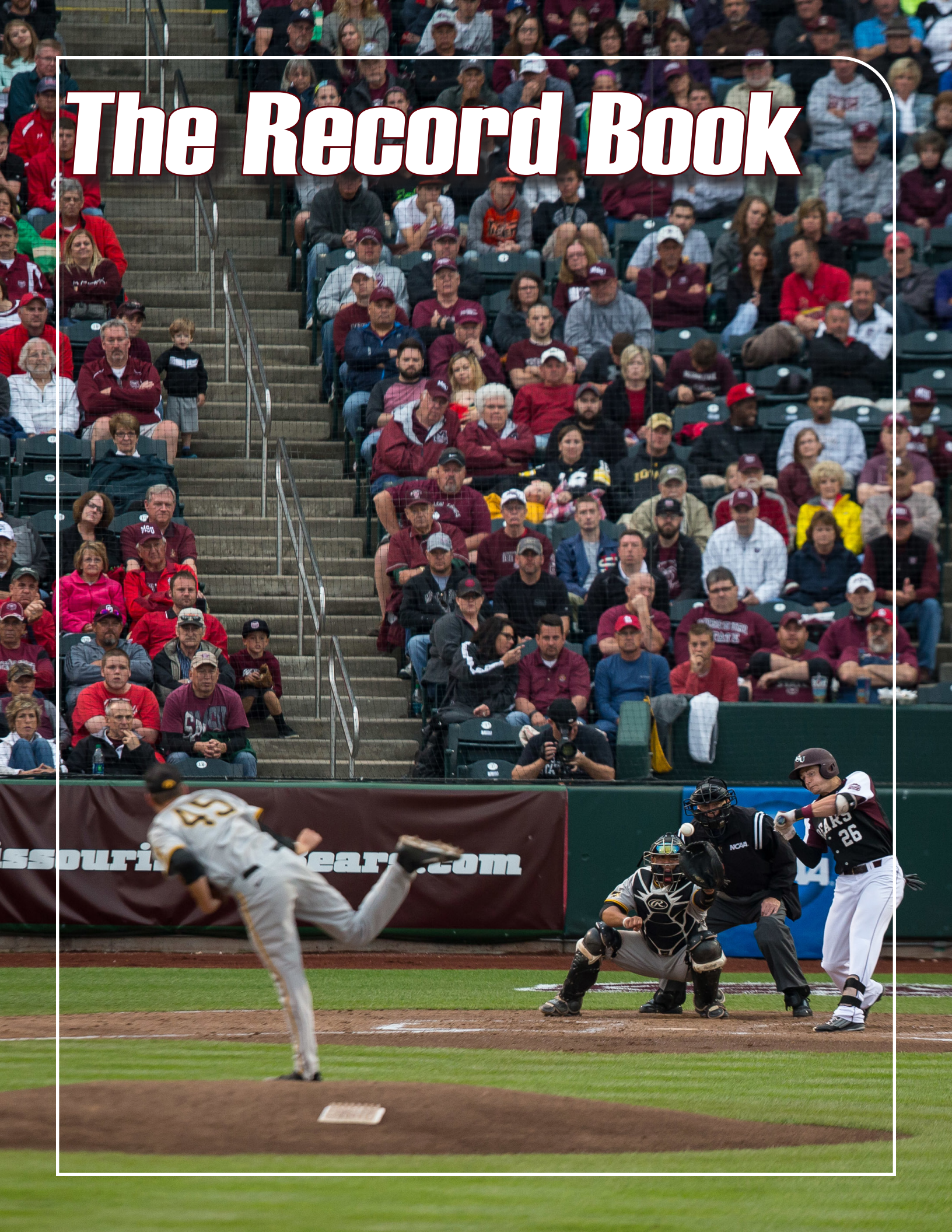
**Director of Video Operations:** Brady Theisen

**Strength and Conditioning:** Chase Barber

**Athletic Trainer:** Jim Penkalski

**Student Manager:** Aaron Sawchak

# The Record Book





Year	Coach	Record	Pct.	Conf.	Pct.	Conf. Finish	Conf. Champ	MSU Captains
1964	Bill Rowe	6-12	.333	—	—	—	—	Game Captains
1965	Bill Rowe	5-9	.357	—	—	—	—	Game Captains
1966	Bill Rowe	13-11	.542	4-6	.400	Third, Southern	Central Missouri	Game Captains
1967	Bill Rowe	12-13	.480	4-5	.444	Second, Southern	Southeast Missouri	Jim Gummersbach
1968	Bill Rowe	12-8	.600	3-4	.429	Second, Southern	Missouri S&T	Danny Cook
1969	Bill Rowe	27-10	.730	11-1	.917	First, Southern	Missouri State	Danny Cook, Dennis McClinton
1970	Bill Rowe	23-13	.638	9-3	.750	First, Southern	Missouri State	Steve Seal, Dennis Strickland
1971	Bill Rowe	21-11	.656	8-4	.667	Second (tie)	Central Missouri	Bill Helfrecht, Roy Mueller
1972	Bill Rowe	17-16	.515	5-7	.417	Fourth (tie)	Missouri S&T	Steve Hutton, Dick Jones
1973	Bill Rowe	19-11	.633	4-6	.400	Seventh	Northwest Missouri	Doug Bagby, Randy Magers
1974	Bill Rowe	21-11	.656	8-4	.667	Second (tie)	Central Missouri	Randy Magers, Gaylord Gregory
1975	Bill Rowe	21-12	.636	10-5	.667	Second	Northwest Missouri	Bobby McCulloch, Rod Towe
1976	Bill Rowe	23-13	.638	11-5	.688	Second	Southeast Missouri	Bob Blakley, Mike Hill
1977	Bill Rowe	24-13	.649	9-5	.643	Third	Southeast Missouri	Bob Blakley, Gary Mitchell
1978	Bill Rowe	28-10	.737	11-4	.733	Second	Northwest Missouri	Mark Mennemeier, Gary Mitchell
1979	Bill Rowe	27-18	.600	6-2	.750	First, Southern	Missouri State	Jim Schaefer, Ron Snider
1980	Bill Rowe	32-13	.711	11-1	.917	First, Southern	Northwest Missouri	Bobby Narron, Mike Royle
1981	Bill Rowe	32-12	.727	12-0	1.000	First, Southern	Central Missouri	Keith Champion, Deron Thomas
1982	Bill Rowe	31-14-1	.689	—	—	—	—	Dave Dickensheet, Mark Garrett
1983	Keith Guttin	32-11	.744	—	—	—	—	Billy Bunton
1984	Keith Guttin	35-22	.614	—	—	—	—	Tim Blasi, Jim Freie, Clayton Stamper
1985	Keith Guttin	24-16	.600	5-3	.625	Second, Gray	Missouri State	Scott Prince, Rick Clarkston, Howard Quigley
1986	Keith Guttin	47-14	.770	11-1	.917	First, Gray	Missouri State	Tim Bade, Todd Joerling, Matt Nowak
1987	Keith Guttin	38-14	.731	7-3	.700	Second, Gray	Missouri State	Jim Gibbs, Brian Mahaffey, Greg Reed
1988	Keith Guttin	41-17	.707	12-0	1.000	First, Gray	Missouri State	Dan Hickman, Jeff Kaiser, Mike Ruble
1989	Keith Guttin	41-10	.804	8-2	.800	First, Gray	Missouri State	Earnie Johnson, Pat Kelly, Mark Neff
1990	Keith Guttin	42-15	.737	11-0	1.000	First, Gray	UIC	Tim Bunton, Jerry Oetting, Evan Pratte
1991	Keith Guttin	40-22	.645	14-10	.583	Fourth	Wichita State	Greg Faron, Evan Pratte, Jerry Oetting
1992	Keith Guttin	31-23	.574	10-11	.476	Fourth	Wichita State	Cory Krueger, Chad Lakin, Bill Mueller
1993	Keith Guttin	32-23	.582	14-6	.700	Second	Wichita State	Brooks Colvin, Chad Lakin, Bill Mueller
1994	Keith Guttin	31-23	.574	13-7	.650	Second	Illinois State	Alex Lewis, Doug Mooney, Jeff Sauer
1995	Keith Guttin	37-21	.638	18-13	.581	Third (tie)	Indiana State	J. J. Scerba, Dave Slemmer
1996	Keith Guttin	32-25	.561	18-11	.621	Second	Missouri State	Brad Kennedy, Dan Kneeshaw, J. J. Scerba
1997	Keith Guttin	35-25	.583	16-10	.615	Third	Missouri State	Lance Burkhart, Scott Geitz, Jake Schmitz
1998	Keith Guttin	32-21	.604	19-13	.594	Third	Wichita State	Chris Curry, Scott Geitz, Jason Hart
1999	Keith Guttin	38-19	.667	18-11	.621	Second	Wichita State	Matt Cepicky, Jon Hale, Micah Holst
2000	Keith Guttin	24-33	.421	15-17	.469	Fifth (tie)	Wichita State	Mike Collier, Jason Frey, Nick Kays
2001	Keith Guttin	36-22	.621	22-10	.687	First	UNI	Ryan Howard, Ben Margalski, John Rheinecker
2002	Keith Guttin	43-21	.672	19-13	.594	Third	Wichita State	D. Brinkley, M. Gardner, A. Jefferson, M. Palmer
2003	Keith Guttin	40-26	.606	19-11	.633	First	Wichita State	Dant'e Brinkley, Greg Mathis, Brad Ziegler
2004	Keith Guttin	31-28	.525	19-12	.613	Third	Wichita State	Brooks Colvin, Jeff Gray, Scott Nasby
2005	Keith Guttin	26-29	.473	10-14	.417	Fifth (tie)	Wichita State	Kirk McConnell, David Smith, Chris Taylor
2006	Keith Guttin	33-22	.600	15-8	.652	Second	Evansville	Chris Krawczyk, Adam Pummill, Chris Taylor
2007	Keith Guttin	23-34	.404	7-17	.292	Eighth (tie)	Creighton	Ross Detwiler, Matt Lawson, Jake Shafer
2008	Keith Guttin	40-17	.702	18-6	.750	Second	Wichita State	Tim Clubb, Brayden Drake, Matt Frevert
2009	Keith Guttin	34-20	.630	17-5	.733	First	Wichita State	Ben Carlson, Tim Clubb, Brayden Drake, Chris Playter
2010	Keith Guttin	21-34	.382	6-15	.286	Eighth	Illinois State	A. Conway, P. Doyle, A. Meade, C. Overstreet
2011	Keith Guttin	33-23	.589	11-9	.550	Fourth	Creighton	J.C. Casey, Aaron Conway, Kevin Medrano
2012	Keith Guttin	40-22	.645	13-7	.650	Second	Creighton	B. Chaffin, B. Marshall, K. Medrano, B. Seifert
2013	Keith Guttin	31-23	.574	12-9	.571	Fourth	Wichita State	Grant Gordon, Cody Schumacher, Luke Voit
2014	Keith Guttin	26-31	.456	9-12	.429	Sixth	DBU	C. Murphy, C. Schumacher, C. Smith, J. Hawkins
2015	Keith Guttin	49-12	.803	18-3	.857	First	Missouri State	Eric Cheray, Joey Hawkins, Tate Matheny
2016	Keith Guttin	38-21	.644	7-13	.350	Seventh (tie)	DBU	Jake Burger, Sam Perez, Bryan Young
2017	Keith Guttin	43-20	.683	18-1	.947	First	DBU	Jake Burger, Aaron Meyer, Bryan Young
2018	Keith Guttin	40-17	.702	18-3	.857	First	Missouri State	Jeremy Eierman, Jake Fromson, Landan Ruff
2019	Keith Guttin	20-36	.357	10-11	.476	Sixth	Indiana State	Drew Millas, John Privitera, Ben Whetstone
2020	Keith Guttin	9-8	.529	—	—	—	—	Logan Geha, John Privitera, Ben Whetstone
2021	Keith Guttin	21-23	.477	11-13	.458	Fifth	DBU	Forrest Barnes, Logan Geha, Ben Whetstone

1964-82 Bill Rowe: 19 years, 394-230-1 (.631)

1983-20 Keith Guttin: 39 years, 1,309-843 (.608)

57-Year MSU Baseball Totals: 1,703-1,073-1 (.613)

1966-81, Missouri Intercollegiate Athletic Association: 126-62 (.670)

1984-90, Mid-Continent: 54-9 (.857); 1991-2021, Missouri Valley: 434-301 (.590)

52-Year Conference Totals: 603-359 (.627)

**MVC Team Records**

**Team Records Since 1991**

(Complete 1991-2021, current league schools)

School	MVC	Pct.	Overall	Pct.
<sup>^</sup> DBU	107-42	.718	1,252-582-3	.682
Missouri State	434-301	.590	1,009-715-0	.585
<sup>*</sup> Evansville	301-359	.456	896-835-3	.518
Indiana State	337-394	.461	935-763-0	.551
Illinois State	330-413	.444	806-851-0	.486
Southern Illinois	319-421	.431	818-883-0	.481
Bradley	276-443	.384	836-822-1	.504
<sup>§</sup> Valparaiso	21-49	.300	669-962-7	.411

<sup>\*</sup>Evansville joined in 1995; <sup>^</sup>DBU joined in 2014;

<sup>§</sup> Valparaiso joined in 2018

Results listed in MVC Win Percentage Order

**Team Records in MVC Tournament**

(Complete through 2021, current league schools)

School	Years	Record	Pct.	Titles
DBU	7	25-7	.781	4
Indiana State	35	77-64	.546	7
Missouri State	29	56-50	.528	4
Southern Illinois	38	59-69	.461	4
Illinois State	28	29-37	.439	1
Bradley	46	53-79	.402	4
Evansville	22	26-42	.382	1
Valparaiso	3	3-5	.375	0


Results listed in Win Percentage Order

**MVC Records in NCAA Division I Tournament**

(Complete through 2021, current league schools)

School	Years	Record	Pct.	CWS
Southern Illinois	14	39-30	.565	12-10
Missouri State	11	22-24	.478	0-2
DBU	10	21-22	.488	—
Evansville	3	5-6	.455	—
Illinois State	4	4-8	.333	—
Indiana State	12	11-24	.314	0-2
Bradley	7	4-14	.222	2-4
Valparaiso	2	1-4	.200	—

Results listed in Win Percentage Order



**Bill Rowe**

Head Coach, 1964-82

19 seasons: 394-230-1 (.631)

MIAA record: 126-62 (.670)

3 MIAA championships

7 NCAA Division II Regional appearances

4 NCAA Division II World Series appearances

1 NCAA Division II runner-up finish

1 NCAA Division II third-place finish

**1964: 6-12 (.333)**

Coach-Bill Rowe  
Individual Game Captains

Date	Opponent	Result	Score
3/14	at Arkansas State	L	3-5
3/14	at Arkansas State	L	3-16
3/27	Wheaton	L	1-9
3/27	Wheaton	L	5-7
3/30	William Jewell	W	6-5
3/30	William Jewell	L	4-7
4/21	Rockhurst	L	0-9
4/22	Rockhurst	W	6-2
4/22	Rockhurst	L	5-7
4/25	Arkansas State	L	2-3
4/25	Arkansas State	W	2-0
4/28	Pittsburg State	L	4-5
4/28	Pittsburg State	W	7-5
5/6	Central Missouri	W	3-2
5/9	at Southeast Missouri	L	0-5
5/9	at Southeast Missouri	L	4-5
5/15	at Central Missouri	L	1-2
5/15	at Central Missouri	W	10-5

**1965: 5-9 (.357)**

Coach-Bill Rowe  
Individual Game Captains

Date	Opponent	Result	Score
4/12	at John Brown	W	2-0
4/12	at John Brown	L	5-6
4/21	at Central Missouri	L	5-10
4/21	at Central Missouri	L	5-14
4/27	at Rockhurst	L	2-4
4/27	at Rockhurst	W	3-1
5/1	Pittsburg State	L	2-5
5/1	Pittsburg State	L	2-5
5/5	Central Missouri	W	6-1
5/5	Central Missouri	L	11-16
5/8	John Brown	W	11-1
5/8	John Brown	W	5-0
5/15	Southeast Missouri	L	2-7
5/15	Southeast Missouri	L	6-9

**1966: 13-11 (.542)**

(\*MIAA: 4-6; 3rd-South)  
Coach-Bill Rowe  
Individual Game Captains

Date	Opponent	Result	Score
3/26	at Arkansas	L	5-7
3/29	at Tulsa	L	3-10
3/29	at Tulsa	L	3-4
4/2	Carthage	W	4-1
4/2	Carthage	W	8-0
4/5	Rockhurst	W	11-4
4/5	Rockhurst	W	2-1
4/7	at Missouri S&T*	W	12-0

4/8	at Missouri S&T*	W	15-5
4/8	at Missouri S&T*	L	2-6
4/11	Central Missouri	W	9-4
4/11	Central Missouri	W	2-1
4/15	Southeast Missouri*	L	1-4
4/16	Southeast Missouri*	L	1-8
4/16	Southeast Missouri*	L	3-4
4/26	at William Jewell	L	8-9
4/26	at William Jewell	W	12-5
4/29	at Southeast Missouri*	L	0-11
5/3	at Pittsburg State	W	3-2
5/3	at Pittsburg State	L	6-7
5/6	Missouri S&T*	L	5-6
5/7	Missouri S&T*	W	9-8
5/7	Missouri S&T*	W	12-5
5/11	at Central Missouri	W	10-5

**1967: 12-13 (.480)**

(\*MIAA: 4-5; 2nd-South)  
Coach-Bill Rowe  
Captain-Jim Gummersbach

Date	Opponent	Result	Score
3/23	at Oklahoma Christian	W	5-1
3/23	at Central Oklahoma	L	6-7
3/23	at Central Oklahoma	L	4-8
3/25	Carthage	W	5-4
3/25	Carthage	W	13-6
3/27	Southwest Baptist	W	6-1
4/1	at Rockhurst	W	15-4
4/1	at Rockhurst	W	14-5
4/4	at Arkansas	L	1-4
4/4	at Arkansas	L	7-8
4/7	Missouri S&T*	L	1-10
4/7	Missouri S&T*	W	5-2
4/8	Missouri S&T*	W	4-3
4/11	Pittsburg State	L	0-2
4/11	Pittsburg State	L	2-3
4/15	at Southeast Missouri*	W	5-0
4/15	at Southeast Missouri*	L	8-9
4/22	Arkansas	W	6-5
4/22	Arkansas	W	4-3
4/25	Southeast Missouri*	L	2-9
5/9	at Central Missouri	L	0-3
5/9	at Central Missouri	L	5-8
5/12	at Missouri S&T*	L	2-4
5/13	at Missouri S&T*	L	3-4
5/13	at Missouri S&T*	W	3-2

**1968: 12-8 (.600)**

(\*MIAA: 3-4; 2nd-South)  
Coach-Bill Rowe  
Captain-Danny Cook

Date	Opponent	Result	Score
3/30	Augustana	W	8-3
3/30	Augustana	W	10-9
4/5	Southwest Baptist	W	5-2
4/9	at Pittsburg State	L	0-4
4/9	at Pittsburg State	W	3-0
4/12	at Southeast Missouri*	L	2-13
4/12	at Southeast Missouri*	W	5-4
4/15	Carthage	W	14-11
4/15	Carthage	W	2-0
4/18	at Missouri S&T*	L	3-5
4/18	at Missouri S&T*	L	4-5
4/23	at Washington (Mo.)	L	4-5
4/27	Tulsa	W	8-4
4/27	Tulsa	L	6-9
5/1	at Rockhurst	W	3-2
5/1	at Rockhurst	W	4-2
5/3	Southeast Missouri*	L	2-5
5/3	Southeast Missouri*	W	6-3
5/4	Southeast Missouri*	W	5-4
5/6	at Arkansas	L	9-12

**1969: 27-10 (.730)**

(\*MIAA: 11-1; 1st-South)  
Coach-Bill Rowe  
Captains-Danny Cook, Dennis McClinton

Date	Opponent	Result	Score
3/27	at Tulsa	L	1-7
3/27	at Tulsa	L	2-8
4/1	Pittsburg State	W	8-7

4/1	Pittsburg State	W	11-2
4/4	Morningside	W	13-0
4/8	at Pittsburg State	L	1-4
4/8	at Pittsburg State	L	3-5
4/11	Southeast Missouri*	W	3-2
4/11	Southeast Missouri*	W	6-0
4/12	Southeast Missouri*	W	11-10
4/18	Missouri S&T*	W	5-4
4/19	Missouri S&T*	W	3-0
4/19	Missouri S&T*	W	4-1
4/22	at Rockhurst	W	4-0
4/22	at Rockhurst	L	2-8
4/26	at SIU Edwardsville	L	2-7
4/26	at SIU Edwardsville	W	14-2
4/29	at Central Missouri	W	7-4
4/29	at Central Missouri	W	3-1
5/2	at Southeast Missouri*	W	8-1
5/2	at Southeast Missouri*	W	7-2
5/3	at Southeast Missouri*	W	3-1
5/6	at Arkansas	L	2-3
5/6	at Arkansas	W	2-0
5/9	at Missouri S&T*	W	9-4
5/9	at Missouri S&T*	L	1-4
5/10	at Missouri S&T*	W	5-2
5/13	Washington (Mo.)	W	3-0

**MIAA Championship Series**

5/16	Northwest Missouri State	W	4-3
5/16	Northwest Missouri State	W	5-2

**NCAA Division II Regional**

5/23	at Minnesota State	W	7-1
5/23	vs North Dakota State	W	6-1
5/24	vs North Dakota State	W	4-2

**NCAA World Series**

6/4	Florida Southern	W	6-3
6/5	Illinois State	L	1-5
6/5	Florida Southern	W	11-5
6/6	Illinois State	L	0-12

**1970: 23-13 (.638)**

(\*MIAA: 9-3; 1st-South)  
Coach-Bill Rowe  
Captains-Steve Seal, Dennis Strickland

Date	Opponent	Result	Score
3/27	Wayne State (Neb.)	W	2-0
3/27	Wayne State (Neb.)	W	5-3

3/30	at Saint Louis	L	4-7
3/30	at Saint Louis	L	6-7
3/31	at Washington (Mo.)	W	10-1
4/3	Missouri S&T*	W	6-5
4/3	Missouri S&T*	W	13-1
4/4	Missouri S&T*	W	2-0
4/7	at Pittsburg State	W	7-1
4/7	at Pittsburg State	L	2-7
4/10	at Southeast Missouri*	W	9-0
4/10	at Southeast Missouri*	L	3-5
4/11	at Southeast Missouri*	L	4-5
4/18	Arkansas	L	4-6
4/21	Tulsa	W	2-1
4/21	Tulsa	W	6-2
4/24	Southeast Missouri*	W	7-2
4/24	Southeast Missouri*	L	2-14
4/25	Southeast Missouri*	W	3-2
4/28	Central Missouri	L	5-16
4/28	Central Missouri	W	17-7
5/1	SIU Edwardsville	L	0-4
5/1	SIU Edwardsville	L	1-4
5/5	Harris-Stowe State	W	7-6
5/5	Harris-Stowe State	W	11-0
5/8	at Missouri S&T*	W	3-0
5/8	at Missouri S&T*	W	2-1
5/9	at Missouri S&T*	W	13-3

**MIAA Championship Series**

5/16	at Central Missouri	W	2-1
5/16	at Central Missouri	W	3-1

**NCAA Division II Regional**

5/22	Minnesota State	L	1-4
5/23	Minnesota State	W	2-1
5/23	Minnesota State	W	7-1

**NCAA World Series**

6/3	Cal State Northridge	W	6-2
6/4	Nicholls State	L	5-8
6/4	Cal State Northridge	L	1-6

**1971: 21-11 (.656)**

(\*MIAA: 8-4; 2nd)  
Coach-Bill Rowe  
Captain-Roy Mueller, Bill Helfrecht

Date	Opponent	Result	Score
3/19	at Tulsa	L	0-8
3/20	at Tulsa	W	2-1



**Charles Burt**



3/20	at Tulsa	L	5-15	4/4	at Pittsburg State	W	10-6
3/25	William Penn	W	7-1	4/8	at Central Missouri*	W	6-0
3/25	William Penn	W	9-5	4/8	at Central Missouri*	W	2-1
3/27	Pittsburg State	W	9-4	4/11	Missouri Southern	W	4-2
3/27	Pittsburg State	W	3-2	4/11	Missouri Southern	W	9-5
3/29	UNI	W	3-1	4/16	Missouri S&T*	L	2-9
3/29	UNI	W	7-0	4/16	Missouri S&T*	L	2-6
4/3	at Southeast Missouri*	W	4-1	4/18	Arkansas	W	7-2
4/3	at Southeast Missouri*	L	2-3	4/18	Arkansas	L	7-8
4/7	Augustana	W	1-0	4/22	at Tulsa	L	2-4
4/7	Augustana	W	7-6	4/22	at Tulsa	L	0-2
4/10	Central Missouri	L	3-14	4/29	at Truman State*	L	0-1
4/10	Central Missouri	L	2-3	4/29	at Truman State*	L	1-8
4/13	at Arkansas	L	5-6	5/3	at Missouri Southern	W	8-3
4/13	at Arkansas	W	3-2	5/3	at Missouri Southern	W	12-8
4/16	Missouri Western	W	12-11	5/6	Northwest Missouri State*	L	0-2
4/17	Missouri S&T*	W	11-1	5/6	Northwest Missouri State*	W	6-5
4/17	Missouri S&T*	W	4-1	5/9	College of the Ozarks	W	9-1
4/24	at SIU Edwardsville	L	3-7	5/9	College of the Ozarks	L	4-7
4/24	at SIU Edwardsville	L	2-10	5/13	at Lincoln*	L	2-4
4/26	at Pittsburg State	L	0-2	5/13	at Lincoln*	L	0-1
4/26	at Pittsburg State	L	2-3				
5/1	Truman State*	W	2-1				
5/1	Truman State*	W	2-1				
5/4	Saint Louis	W	4-0				
5/4	Saint Louis	W	6-3				
5/8	at Northwest Missouri State*	W	2-1				
5/8	at Northwest Missouri State*	L	6-7				
5/15	Lincoln*	W	2-0				
5/15	Lincoln*	W	11-0				

**1972: 17-16 (.515)**

(\*MIAA: 5-7; 4th-tie)

**Coach-Bill Rowe**

Captains-Steve Hutton, Dick Jones

Date	Opponent	Result	Score
3/21	Pittsburg State	W	7-4
3/21	Pittsburg State	W	14-0
3/25	William Penn	W	5-3
3/25	William Penn	W	6-2
3/28	vs Missouri-St. Louis	L	0-2
3/29	vs Louisiana-Monroe	W	5-4
3/29	at Centenary	L	3-4
3/30	vs Indiana State	L	6-9
3/30	vs Northwestern State (La.)	L	1-2
4/1	Southeast Missouri*	W	7-1
4/1	Southeast Missouri*	W	6-3
4/4	at Pittsburg State	L	12-13


**1973: 19-11 (.633)**

(\*MIAA: 4-6; 7th)

**Coach-Bill Rowe**

Captains-Doug Bagby, Randy Magers

Date	Opponent	Result	Score
3/16	College of the Ozarks	W	14-2
3/16	College of the Ozarks	W	9-2
3/27	at Southwest Baptist	W	7-5
3/28	Morningside	W	10-2
3/29	Morningside	W	9-7
3/30	Morningside	L	0-2
4/1	Lincoln*	W	1-0
4/1	Lincoln*	W	4-3
4/11	at Arkansas	L	5-7
4/11	at Arkansas	L	4-13
4/14	Central Missouri*	L	2-4
4/14	Central Missouri*	W	5-4
4/17	at Missouri Southern	L	1-2
4/17	at Missouri Southern	W	3-2
4/21	at Missouri S&T*	L	3-4
4/21	at Missouri S&T*	W	7-1
4/24	at Rockhurst	W	8-3
4/24	at Rockhurst	W	7-3
4/28	Missouri Western	W	4-2
4/28	Missouri Western	W	4-3
4/30	Missouri Southern	W	3-2



Gary Mitchell

4/30	Missouri Southern	W	9-0
5/5	Truman State*	L	5-7
5/5	Truman State*	L	6-10
5/8	SIU Edwardsville	W	2-0
5/8	SIU Edwardsville	L	2-3
5/10	at College of the Ozarks	W	7-1
5/10	at College of the Ozarks	W	9-2
5/12	at Northwest Missouri State*	L	3-6
5/12	at Northwest Missouri State*	L	3-17

**1974: 21-11 (.656)**

(\*MIAA: 8-4; 2nd-tie)

**Coach-Bill Rowe**

Captains-Randy Magers, Gaylord Gregory

Date	Opponent	Result	Score
3/17	Iowa State	L	1-2
3/17	Iowa State	L	0-5
3/27	College of the Ozarks	W	3-0
3/27	College of the Ozarks	W	11-2
3/30	at Lincoln*	W	3-2
3/30	at Lincoln*	W	15-1
4/3	Southwest Baptist	W	19-4
4/3	Southwest Baptist	W	15-4
4/6	Southeast Missouri*	W	4-3
4/6	Southeast Missouri*	L	5-6
4/9	Arkansas	L	5-9
4/9	Arkansas	L	8-10
4/13	at Central Missouri*	W	5-0
4/13	at Central Missouri*	L	2-6
4/15	Missouri Southern	W	4-3
4/15	Missouri Southern	W	6-0
4/19	Missouri S&T*	W	6-3
4/19	Missouri S&T*	W	20-2
4/23	Rockhurst	W	14-4
4/23	Rockhurst	W	8-6
4/25	at College of the Ozarks	W	20-1
4/25	at College of the Ozarks	W	3-2
4/29	at Missouri-St. Louis	L	7-8
4/29	at Missouri-St. Louis	W	13-1
5/1	at Missouri Southern	W	2-1
5/1	at Missouri Southern	W	4-0
5/4	at Truman State*	L	5-6
5/4	at Truman State*	L	0-1
5/7	at SIU Edwardsville	L	4-6
5/7	at SIU Edwardsville	L	4-7
5/11	Northwest Missouri State*	W	6-5
5/11	Northwest Missouri State*	W	7-1

**1975: 21-12 (.636)**

(\*MIAA: 10-5; 2nd)

**Coach-Bill Rowe**

Captains-Rod Towe, Bobby McCulloch

Date	Opponent	Result	Score
3/20	at Missouri Southern	L	4-7
3/20	at Missouri Southern	L	3-7
3/22	at Missouri	L	3-15
3/22	at Missouri	L	0-7
3/24	Cornell (Iowa)	W	17-2
3/24	Cornell (Iowa)	W	5-4
4/3	at Southwest Baptist	L	3-5
4/3	at Southwest Baptist	W	3-2
4/4	Lincoln*	W	10-2
4/5	Lincoln*	W	11-2
4/5	Lincoln*	W	10-2
4/8	at Arkansas	W	8-7
4/8	at Arkansas	W	7-4
4/11	at Southeast Missouri*	W	10-5
4/12	at Southeast Missouri*	W	3-2
4/12	at Southeast Missouri*	W	3-2
4/16	Missouri Southern	L	5-12
4/16	Missouri Southern	W	11-9
4/18	Central Missouri*	L	15-20
4/19	Central Missouri*	L	10-11
4/19	Central Missouri*	L	6-8
4/23	Missouri-St. Louis	L	4-6
4/23	Missouri-St. Louis	W	6-3
4/25	at Missouri S&T*	W	3-0
4/26	at Missouri S&T*	W	7-0
4/26	at Missouri S&T*	W	3-1
5/3	at Missouri Western	W	1-0
5/3	at Missouri Western	W	8-2
5/6	SIU Edwardsville	W	5-4
5/6	SIU Edwardsville	W	19-18
5/9	Truman State*	W	8-4
5/10	Truman State*	L	3-4
5/10	Truman State*	L	4-7


**1976: 23-13 (.638)**

(\*MIAA: 11-5; 2nd)

**Coach-Bill Rowe**

Captains-Mike Hill, Bob Blakley

Date	Opponent	Result	Score
3/16	Missouri Southern	W	3-1
3/16	Missouri Southern	W	8-2
3/19	vs Iowa State	W	3-2
3/19	at Murray State	W	4-3
3/20	vs Iowa State	W	8-7
3/20	at Murray State	W	4-3



Bill Rowe



3/23	Cornell (Iowa)	W	14-0	4/5	at Arkansas	L	3-6
3/23	Cornell (Iowa)	W	7-3	4/8	Lincoln*	W	14-10
3/24	Missouri Western	L	2-3	4/9	Lincoln*	W	5-2
3/24	Missouri Western	W	3-2	4/9	Lincoln*	W	9-7
3/26	Northwest Missouri State*	W	14-0	4/11	Missouri-St. Louis	W	7-4
3/27	Northwest Missouri State*	L	0-15	4/11	Missouri-St. Louis	L	6-7
3/27	Northwest Missouri State* (10)	W	2-1	4/15	at Southeast Missouri*	L	3-4
4/2	at Lincoln*	W	6-1	4/16	at Southeast Missouri*	L	5-7
4/3	at Lincoln*	W	8-7	4/16	at Southeast Missouri*	L	1-6
4/3	at Lincoln*	W	22-3	4/18	at Southwest Baptist	W	6-4
4/6	Arkansas	L	3-11	4/18	at Southwest Baptist	W	6-5
4/6	Arkansas	L	5-8	4/24	Central Missouri*	W	8-6
4/9	Southeast Missouri*	L	9-13	4/24	Central Missouri*	W	10-1
4/10	Southeast Missouri*	L	2-6	4/27	at Missouri Southern	W	13-7
4/10	Southeast Missouri*	W	12-10	4/27	at Missouri Southern	W	8-6
4/13	at Missouri Southern	L	2-11	4/29	at Missouri S&T*	W	8-2
4/13	at Missouri Southern	L	7-10	4/30	at Missouri S&T*	L	2-3
4/16	at Central Missouri*	W	6-2	4/30	at Missouri S&T*	W	5-3
4/17	at Central Missouri*	W	5-2	5/3	SIU Edwardsville	L	1-9
4/17	at Central Missouri*	W	11-3	5/3	SIU Edwardsville	W	11-3
4/23	Missouri S&T*	W	4-1	5/7	Southwest Baptist	L	7-9
4/27	Southwest Baptist	W	11-2	5/7	Southwest Baptist	W	6-1
4/27	Southwest Baptist	W	5-3				

**SIUE Tournament**

4/30	vs Wright State	L	12-13
5/1	at SIU Edwardsville	W	2-1
5/1	vs Austin Peay	L	1-18
5/2	vs Missouri-St. Louis	L	3-4

5/7	at Truman State*	W	2-0
5/8	at Truman State*	L	0-1
5/8	at Truman State*	L	0-1

**1977: 24-13 (.649)**

(\*MIAA: 9-5; 3rd)  
Coach-Bill Rowe

Captains-Bob Blakley, Gary Mitchell

Date	Opponent	Result	Score
3/17	Eastern Michigan	W	3-1
3/17	Eastern Michigan	W	5-3
3/19	vs UIC	W	13-11
3/19	at Murray State	L	1-7
3/20	vs Iowa State	W	9-5
3/20	vs Iowa State	W	9-5
3/25	Truman State*	W	16-4
3/26	Truman State*	L	3-7
3/26	Truman State*	W	14-3
3/29	Missouri Southern	W	15-6
3/29	Missouri Southern	W	7-4
4/5	at Arkansas	L	3-4

**NCAA Division II Regional**


5/18	vs Southeast Missouri	W	6-2
5/19	vs Missouri-St. Louis	L	4-7
5/20	vs Southeast Missouri	L	3-5

**1978: 28-10 (.737)**

(\*MIAA: 11-4; 2nd)  
Coach-Bill Rowe

Captains-Gary Mitchell, Mark Mennemeier

Date	Opponent	Result	Score
3/19	Iowa State	W	4-1
3/19	Iowa State	W	5-1
3/20	Missouri Western	L	5-10
3/20	Missouri Western	W	7-6
3/29	at Missouri Southern	W	7-3
3/29	at Missouri Southern	W	7-6
3/31	Northwest Missouri State*	L	8-10
4/1	Northwest Missouri State*	L	3-4
4/1	Northwest Missouri State*	W	9-8
4/5	Arkansas	W	15-4
4/5	Arkansas	L	2-3
4/7	at Lincoln*	W	8-3
4/8	at Lincoln* (10)	W	2-1
4/8	at Lincoln*	W	10-0
4/12	at Missouri-St. Louis	W	8-7
4/12	at Missouri-St. Louis	W	17-7
4/14	Southeast Missouri*	L	2-5
4/15	Southeast Missouri*	W	4-3



Steve Anderson

4/15	Southeast Missouri*	W	6-1
4/18	Southwest Baptist	L	8-18
4/18	Southwest Baptist	W	11-2
4/21	at Central Missouri* (10)	W	3-2
4/23	at Central Missouri*	W	8-6
4/23	at Central Missouri*	L	1-2
4/25	Missouri Southern	W	6-1
4/25	Missouri Southern	W	8-4
4/28	Missouri S&T*	W	6-2
4/29	Missouri S&T*	W	11-2
4/29	Missouri S&T*	W	4-0
5/2	at SIU Edwardsville	W	7-5
5/2	at SIU Edwardsville (11)	L	2-3
5/6	at Southwest Baptist	W	3-2
5/6	at Southwest Baptist	W	11-1

**NCAA Division II Regional**

5/13	Missouri-St. Louis	W	10-8
5/14	Northwest Missouri State*	W	5-2
5/15	Northwest Missouri State*	W	3-1

**NCAA World Series**

5/25	vs Delta State	L	2-12
5/27	vs Eastern Illinois	L	11-21

**1979: 27-18 (.600)**

(\*MIAA: 6-2; 1st-South)  
Coach-Bill Rowe

Captains-Ron Snider, Jim Schaefer

Date	Opponent	Result	Score
3/20	at Oral Roberts	L	0-1
3/20	at Oral Roberts	L	1-11
3/21	Missouri Western	L	4-6
3/21	Missouri Western	W	7-5

**UNM Turquoise Tournament**

3/23	vs SIU Edwardsville	W	4-0
3/23	at New Mexico	L	4-12
3/24	vs SIU Edwardsville	W	2-1
3/24	vs Tulsa	W	5-3
3/24	at New Mexico	L	0-12
3/26	vs Omaha	W	4-2
3/27	vs Omaha	W	4-2
3/27	vs Omaha	L	0-11
4/3	at Arkansas	L	1-5
4/3	at Arkansas	L	3-4
4/6	Missouri-St. Louis	L	9-10
4/7	Missouri-St. Louis	L	9-14
4/7	Missouri-St. Louis	W	18-13
4/9	at Missouri Southern	W	4-3
4/9	at Missouri Southern	L	3-6

4/12	at Evangel	L	8-10
4/12	at Evangel	W	17-0
4/14	Missouri S&T*	W	7-6
4/14	Missouri S&T*	W	5-2
4/17	at Southwest Baptist	W	15-0
4/17	at Southwest Baptist	L	3-10
4/22	Southeast Missouri*	L	5-7
4/22	Southeast Missouri*	W	5-0
4/27	Southwest Baptist	W	6-0
4/27	Southwest Baptist	W	8-4
4/28	Evangel	W	4-3
4/28	Evangel	W	4-2
5/1	Missouri Southern	W	12-4
5/1	Missouri Southern	W	7-4
5/5	at Missouri S&T*	W	7-4
5/5	at Missouri S&T*	W	8-2
5/7	at Southeast Missouri*	W	11-0
5/7	at Southeast Missouri*	L	8-10
5/9	SIU Edwardsville	W	10-6
5/9	SIU Edwardsville	W	8-7

**MIAA Championship Series**

5/12	Northwest Missouri State*	W	8-5
5/12	Northwest Missouri State*	L	2-4
5/13	Northwest Missouri State*	W	10-9

**NCAA Division II Regional**


5/16	Minnesota State	L	1-2
5/17	Northwest Missouri State	W	7-5
5/17	Missouri-St. Louis	L	1-6

**1980: 32-13 (.711)**

(\*MIAA: 11-1; 1st-South)  
Coach-Bill Rowe

Captains-Mike Royle, Bobby Narron

Date	Opponent	Result	Score
3/17	vs Idaho	W	9-2
3/17	vs SIU Edwardsville	W	10-3
3/18	vs Wyoming	L	8-11
3/18	vs Tulsa	W	13-12
3/19	vs Idaho	W	17-3
3/19	at New Mexico	L	3-4
3/20	vs Idaho	L	7-15
3/20	at New Mexico	L	0-8
3/21	vs Iowa	W	6-4
3/21	vs Wyoming	W	13-7
3/22	vs Tulsa	W	16-4
3/31	at Evangel	W	12-3
3/31	at Evangel	W	13-2



Ron Snider



4/3	North Dakota	W	14-3
4/3	North Dakota	W	9-0
4/5	at Lincoln*	W	6-4
4/5	at Lincoln*	W	5-1
4/9	Southeast Missouri*	W	11-6
4/9	Southeast Missouri*	W	4-3
4/10	at Southwest Baptist	W	10-7
4/10	at Southwest Baptist	W	14-5
4/12	at Missouri S&T*	W	6-3
4/12	at Missouri S&T*	L	5-10
4/16	at SIU Edwardsville	L	2-3
4/16	at SIU Edwardsville	W	9-8
4/19	at Southeast Missouri*	W	5-2
4/19	at Southeast Missouri*	W	15-10
4/22	Southwest Baptist	W	12-2
4/22	Southwest Baptist	W	7-5
4/24	Missouri Southern	W	4-3
4/24	Missouri Southern	L	5-6
4/28	at Missouri-St. Louis	W	15-11
4/28	at Missouri-St. Louis	W	4-1
4/30	Evangel	L	4-6
4/30	Evangel	W	4-1
5/3	Missouri S&T*	W	7-6
5/3	Missouri S&T*	W	11-5
5/4	Lincoln*	W	7-1
5/4	Lincoln*	W	6-4
5/5	at Oral Roberts (11)	L	2-3
<b>MIAA Championship Series</b>			
5/9	at Northwest Missouri State	L	5-8
5/9	at Northwest Missouri State (13)	L	5-8
<b>NCAA Division II Regional</b>			
5/15	Minnesota State	W	8-3
5/16	Northwest Missouri State	L	5-6
5/16	Minnesota State	L	2-7

**1981: 32-12 (.727)**

(\*MIAA: 12-0; 1st-South)

**Coach-Bill Rowe**

Captains-Deron Thomas, Keith Champion

Date	Opponent	Result	Score
3/13	Wisconsin-LaCrosse	W	10-6
3/13	Wisconsin-LaCrosse	W	6-5
3/17	at Missouri Southern	W	18-6
3/17	at Missouri Southern	W	10-7
3/21	at Evangel	L	6-10
3/21	at Evangel	W	6-1
3/24	at Missouri S&T*	W	12-2
3/24	at Missouri S&T*	W	9-0

**UNM Turquoise Tournament**

3/27	vs Omaha	W	15-4
3/27	vs SIU Edwardsville	W	3-2
3/28	vs Northern Arizona	W	11-8

3/29	vs New Mexico State	W	6-3
3/29	vs New Mexico State	L	3-4

**UNM Turquoise Tournament**

3/30	at New Mexico	W	21-14
3/31	at New Mexico	L	7-9

4/3	North Dakota	W	11-1
4/3	North Dakota	W	14-1
4/4	Missouri-St. Louis*	W	11-2
4/4	Missouri-St. Louis*	W	16-10
4/7	Missouri Southern	W	12-4
4/7	Missouri Southern	W	8-7
4/11	at Southeast Missouri*	W	13-5
4/11	at Southeast Missouri*	W	4-1
4/13	at Central Missouri	L	0-7
4/13	at Central Missouri	L	2-4
4/18	Missouri S&T*	W	10-0
4/18	Missouri S&T*	W	12-11
4/21	SIU Edwardsville	L	0-3
4/21	SIU Edwardsville	W	8-7
4/23	at Southwest Baptist	L	3-4
4/23	at Southwest Baptist	W	17-1

4/25	at Missouri-St. Louis*	W	4-2
4/25	at Missouri-St. Louis* (10)	W	10-8
4/27	Arkansas	L	4-6
4/27	Arkansas	W	4-3
4/29	Evangel	W	9-8
4/29	Evangel	L	3-5
5/2	Southeast Missouri*	W	4-3
5/2	Southeast Missouri*	W	5-2
5/4	at Oral Roberts	L	2-8
5/5	Southwest Baptist	W	6-2

**MIAA Championship Series**

5/9	Central Missouri	L	6-9
5/11	Central Missouri	W	16-13
5/11	Central Missouri	L	3-16

**1982: 31-14-1 (.689)**

**Coach-Bill Rowe**

Captains-Mark Garrett, Dave Dickensheet

Date	Opponent	Result	Score
3/13	Missouri Western	W	4-3
3/13	Missouri Western	W	6-1
3/17	Milton	W	7-2
3/17	Milton	W	16-6
3/20	at Oklahoma City	L	7-8
3/20	at Oklahoma City	W	5-3

**UNM Turquoise Tournament**

3/22	vs Iowa	W	6-1
3/22	vs Toledo	T	7-7
3/23	vs Bradley	W	7-3
3/24	at New Mexico	L	2-12
3/24	vs SIU Edwardsville	W	16-8
3/25	vs Iowa	W	4-1
3/25	vs Toledo	L	2-8
3/27	vs SIU Edwardsville	L	6-9


3/30	North Dakota	W	14-4
3/30	North Dakota	W	8-7
3/31	Missouri-St. Louis	W	16-6
3/31	Missouri-St. Louis	W	6-5
4/3	at Missouri Southern	L	4-8
4/3	at Missouri Southern	W	10-0
4/9	at Evangel	W	10-2
4/10	at Arkansas State	W	4-2
4/10	at Arkansas State	W	4-2
4/12	at Southwest Baptist	W	17-1
4/15	at Southwest Baptist	W	17-16
4/17	Central Missouri	W	1-0
4/17	Central Missouri	L	7-9
4/20	at Arkansas	L	8-9
4/20	at Arkansas	L	2-6
4/22	at Evangel	W	7-4
4/24	at SIU Edwardsville	L	4-6
4/24	at SIU Edwardsville	L	3-5
4/27	Missouri Southern	W	3-0
4/27	Missouri Southern	W	11-7
4/30	Southwest Baptist	W	8-3
4/30	Southwest Baptist	W	10-6
5/1	Missouri S&T	L	9-11
5/1	Missouri S&T	W	5-1
5/3	at Oral Roberts	L	3-9
5/7	Evangel	W	11-5
5/8	Evangel	W	18-2

**NCAA Division II Regional**

5/13	at SIU Edwardsville	W	5-3
5/14	vs Minnesota State	W	6-4
5/15	vs Minnesota State	W	16-4

**NCAA World Series**

5/22	vs New Haven	L	1-6
5/23	vs Delta State	L	5-7



**Keith Guttin**

Head Coach, 1983-present

39 seasons, 1,309-843 (.608)

MCC record: 54-9 (.857)

MVC record: 434-301 (.590)

6 MCC Tournament championships

4 MVC Tournament championships

6 MVC regular-season titles

11 NCAA Division I Regional appearances

1 NCAA CWS appearance

\*\*\*\*\*

**1983: 32-11 (.744)**

**Coach-Keith Guttin**

Captain-Billy Bunton


Date	Opponent	Result	Score
3/5	Indiana State	W	8-2
3/5	Indiana State	L	3-10
3/11	Missouri Western	W	4-2
3/12	Iowa	W	9-5
3/13	Iowa	W	2-0
3/13	Iowa	W	11-1
3/15	Evangel	W	16-6
3/17	Missouri Southern	L	4-5
3/17	Missouri Southern	W	7-6
3/19	Notre Dame	W	13-1
3/19	Notre Dame	L	7-9
3/25	Illinois	W	7-2
3/28	vs Delaware	W	10-8
3/28	at New Mexico	L	4-13
3/29	vs Delaware	W	11-7
3/29	at New Mexico	L	4-9
3/30	at New Mexico	W	19-14
3/31	at New Mexico	W	7-6
3/31	at New Mexico	W	7-5
4/6	at Evangel	W	9-6
4/11	Evangel	W	12-2
4/12	at Southwest Baptist	W	19-5
4/12	at Southwest Baptist	W	10-1
4/16	at Central Missouri	W	7-4
4/16	at Central Missouri	W	7-4
4/19	Arkansas	L	3-6
4/19	Arkansas	W	3-2
4/20	at Missouri S&T	L	0-1
4/20	at Missouri S&T	W	13-2
4/24	SIU Edwardsville	L	8-10
4/24	SIU Edwardsville	L	3-8
4/26	at Missouri Southern	W	12-11
4/26	at Missouri Southern	W	11-5
4/27	at Missouri	L	0-1
5/2	at Evangel	W	10-7
5/3	Southwest Baptist	W	5-0
5/3	Southwest Baptist	W	10-3
5/4	Central Missouri	L	8-9
5/4	Central Missouri	W	8-1
5/7	at Missouri Baptist	W	9-3
5/7	at Missouri Baptist	W	13-0
5/10	College of the Ozarks	W	11-3
5/10	College of the Ozarks	W	10-0

**1984: 35-22 (.614)**

**Coach-Keith Guttin**

Captains-Clayton Stamper, Jim Freie, Tim Blasi

Date	Opponent	Result	Score
3/6	South Dakota	W	11-1
3/6	South Dakota	W	13-3



**Billy Bunton**



3/7	Saint Louis	W	17-0
3/9	Missouri Western	L	4-6
3/10	Iowa	L	6-11
3/11	Iowa	W	2-1
3/11	Iowa	W	8-3
3/13	Central Methodist	W	11-5
3/14	Indiana State	L	8-9
3/14	Indiana State	W	5-3
3/15	Illinois	L	2-6
3/17	at LSU	L	7-10
3/18	at Nicholls State	L	2-3
3/19	at Nicholls State	W	6-1
3/20	at Southern	W	10-7
3/20	at Southern	L	3-20
3/21	at Southern	L	5-17
3/21	at Southern	L	4-6
3/25	Kansas State	W	6-2
3/25	Kansas State	W	2-1
3/26	UNI	W	7-0
3/26	UNI	W	6-3
3/27	UNI	W	9-0
3/29	Eastern Illinois	L	10-15
3/30	Eastern Illinois	L	8-12
3/30	Eastern Illinois	W	6-5
4/3	at Evangel	W	13-3
4/4	Central Missouri	W	10-7
4/4	Central Missouri	L	0-5
4/5	Missouri-St. Louis	W	4-2
4/5	Missouri-St. Louis	W	9-2
4/6	at Missouri Southern	W	3-1
4/6	at Missouri Southern	L	0-4
4/7	Southwest Baptist	W	6-4
4/11	at Oral Roberts	L	5-6
4/14	at Central Missouri	W	10-7
4/16	Evangel	W	11-6
4/17	at Arkansas	L	5-9
4/17	at Arkansas	L	1-5
4/19	at Southwest Baptist	W	11-5
4/19	at Southwest Baptist	W	11-3
4/24	at Missouri	L	0-6
4/24	at Missouri	L	8-9
4/25	Evangel	W	12-8
4/26	Oklahoma City	L	2-10
4/28	Oklahoma City	L	3-6
4/28	Oklahoma City	L	7-15
4/29	Missouri Southern	W	11-0
4/30	Missouri Southern	W	8-5
5/2	William Jewell	W	7-3

**MCC Tournament**

5/4	vs Eastern Illinois	L	3-5
5/5	vs Cleveland State	W	11-5
5/5	at UIC	W	14-2
5/6	vs Western Illinois	W	6-1
5/6	vs Eastern Illinois	W	1-0
5/6	vs UNI	W	7-2
5/6	vs UNI	W	17-0


**1985: 24-16 (.600)**

(\*MCC: 5-3; 2nd-Gray Division)

Coach-Keith Guttin

Captains-Howard Quigley, Scott Prince, Rick Clarkston

Date	Opponent	Result	Score
3/7	at Evangel	W	18-8
3/9	Iowa	L	5-8
3/9	Iowa	W	17-5
3/11	Indiana State	L	5-22
3/11	Indiana State	L	5-15
3/14	at Evangel	W	4-2
3/15	Missouri Western	W	6-3
3/15	Missouri Western	W	10-0
3/16	SIU Edwardsville	L	4-5
3/16	SIU Edwardsville	W	7-1
3/18	at North Texas	W	2-1
3/18	at North Texas	W	6-4
3/19	at UT Arlington	W	11-9
3/21	at UT Arlington	L	2-3
3/21	at UT Arlington	L	1-11
3/22	vs Oklahoma City	L	6-10
3/23	vs Oklahoma City	L	6-9
3/23	vs Oklahoma City	L	2-4
3/27	Missouri S&T	W	10-0
3/27	Missouri S&T	W	9-5
4/3	Evangel	W	17-16
4/6	at Saint Louis	W	12-6
4/6	at Saint Louis	W	13-0
4/13	Missouri Southern	L	4-5
4/13	Missouri Southern	W	4-2
4/16	at Arkansas	L	5-6
4/18	College of the Ozarks	L	2-7
4/20	at UNI*	W	11-4
4/20	at UNI*	W	15-13
4/21	at UNI*	W	13-3
4/21	at UNI*	W	27-4
4/23	at Missouri-St. Louis	L	5-8
4/25	at Southwest Baptist	W	17-5



4/27	at Western Illinois*	L	0-2
4/27	at Western Illinois*	L	5-6
4/28	at Western Illinois*	L	1-4
4/28	at Western Illinois*	W	5-3

**MCC Tournament**

5/10	vs Valparaiso	W	2-1
5/11	at Eastern Illinois	W	4-2
5/12	at Eastern Illinois	W	3-2

**1986: 47-14 (.770)**

(\*MCC: 11-1; 1st-Gray Division)

Coach-Keith Guttin

Captains-Todd Joerling, Tim Bade, Matt Nowak

Date	Opponent	Result	Score
3/3	Southwest Baptist	W	13-4
3/4	at Oral Roberts	L	1-7
3/6	at Evangel	W	10-3
3/8	vs Walsh	W	11-1
3/8	vs Malone	W	11-1
3/9	vs IUPUI	W	8-2
3/10	vs Wooster	W	4-3
3/10	vs Ohio Wesleyan	W	11-6
3/10	vs Walsh	W	12-2
3/11	vs Western Kentucky	L	0-15
3/11	at Jacksonville	W	7-5
3/12	vs Western Kentucky	W	6-5
3/12	at Jacksonville	L	4-5
3/14	Indiana State	L	2-7
3/15	Missouri Western	W	11-7
3/15	Iowa	W	7-6
3/16	Iowa	L	11-13
3/16	Iowa	W	4-1
3/20	Tarkio	W	12-2
3/22	Evansville	L	10-11
3/22	Evansville	L	8-16
3/23	Iowa State	L	4-7
3/23	Iowa State	W	14-0
3/25	at Missouri S&T	W	11-1
3/26	Evansville	W	12-6
3/27	Culver-Stockton	W	6-5
3/27	Culver-Stockton	W	10-4
3/28	vs Grand View	W	13-7
3/28	vs South Dakota	W	14-0
3/31	Saint Louis	W	7-6
3/31	Saint Louis	W	13-6
4/1	Missouri Southern	W	6-2
4/1	Missouri Southern	W	11-1
4/5	at SIU Edwardsville	W	13-9
4/5	at SIU Edwardsville	L	4-5
4/6	at Saint Louis	W	6-5
4/6	at Saint Louis	W	8-2
4/8	at Arkansas	L	2-6

4/12	at Eastern Illinois*	W	3-1
4/12	at Eastern Illinois*	W	5-1
4/13	at Eastern Illinois*	L	5-7
4/13	at Eastern Illinois*	W	12-6
4/15	Evangel	W	13-6
4/17	at Southwest Baptist	W	8-1
4/19	UNI*	W	10-2
4/19	UNI*	W	6-3
4/20	UNI*	W	13-2
4/20	UNI*	W	12-2
4/23	Missouri	W	12-10
4/23	Missouri	L	6-15
4/29	at Missouri Southern	W	20-8
5/1	Missouri-St. Louis	L	9-10
5/1	Missouri-St. Louis	W	2-0
5/3	Western Illinois*	W	7-6
5/3	Western Illinois*	W	3-1
5/4	Western Illinois*	W	11-3
5/4	Western Illinois*	W	10-3
5/6	Kansas State	L	6-9

**MCC Tournament**

5/9	at UIC	W	3-0
5/10	vs Western Illinois	W	9-4
5/11	vs Western Illinois	W	8-7


**1987: 38-14 (.731)**

(\*MCC: 7-3; 2nd-Gray Division)

Coach-Keith Guttin

Captains-Brian Mahaffey, Jim Gibbs, Greg Reed

Date	Opponent	Result	Score
3/4	at Oral Roberts	W	8-3
3/4	at Oral Roberts	L	1-12
3/6	Saint Louis	W	19-8
3/7	Saint Louis	W	8-4
3/7	Saint Louis	W	13-5
3/8	Saint Louis	W	7-5
3/10	Southwest Baptist	W	7-6
3/11	Missouri Western	W	15-7
3/12	Missouri Western	W	12-3
3/13	Iowa	W	10-6
3/13	Iowa	L	2-7
3/14	Iowa	W	6-5
3/14	Iowa	L	13-18
3/16	vs Wisconsin	L	5-8
3/16	at New Mexico	W	11-4
3/17	vs Colorado State	W	9-4
3/18	vs Wisconsin	W	7-1
3/18	vs Wisconsin	W	10-0
3/19	vs Wichita State	W	16-9
3/19	vs Colorado State	W	15-4
3/20	vs Wisconsin	W	12-10
3/20	at New Mexico	W	13-4





3/21	at New Mexico	L	5-7
3/21	vs New Mexico State	W	4-1
3/27	Evangel	W	11-1
3/28	Little Rock	W	5-2
3/31	Missouri Southern	W	13-7
4/1	at Kansas State	L	4-7
4/1	at Kansas State	L	0-2
4/4	Missouri Baptist	W	8-7
4/4	Missouri Baptist	W	16-2
4/5	at Oklahoma State	L	7-13
4/11	Eastern Illinois*	L	6-10
4/11	Eastern Illinois*	L	10-13
4/12	Eastern Illinois*	W	7-6
4/12	Eastern Illinois*	W	7-3
4/16	Evangel	W	13-5
4/18	at UNI*	L	5-6
4/18	at UNI*	W	10-5
4/19	at UNI*	W	10-3
4/19	at UNI*	W	5-3
4/21	at Southwest Baptist	W	12-5
4/22	at Missouri	W	10-7
4/22	at Missouri	L	4-5
4/28	at Missouri Southern	W	18-11
5/2	at Western Illinois*	W	6-3
5/2	at Western Illinois*	W	7-3

**MCC Tournament**

5/8	vs Valparaiso	W	4-2
5/9	vs Eastern Illinois	W	22-11
5/10	vs Eastern Illinois (13)	W	10-9

**NCAA West II Regional**

5/22	at Arizona State	L	5-9
5/23	vs Pepperdine	L	4-10

**1988: 41-17 (.707)**

(\*MCC: 12-0; 1st-Gray Division)

**Coach-Keith Guttin**

Captains-Dan Hickman, Jeff Kaiser, Mike Ruble

Date	Opponent	Result	Score
3/1	Southwest Baptist	W	9-7
3/7	Benedictine	W	37-0

3/8	Benedictine	W	4-1
3/10	Northwest Missouri State	W	13-5
3/11	Iowa	W	3-0
3/12	Iowa	L	2-11
3/13	Iowa	L	2-3
3/16	Missouri Western	W	6-0
3/16	Missouri Western	W	7-0
3/19	at Missouri Southern	W	4-2
3/20	vs Mercer	W	6-4
3/21	vs Massachusetts	W	5-4
3/21	at Stetson	W	9-0
3/22	vs Bethune-Cookman	W	9-6
3/22	at Stetson	L	3-4
3/23	vs Brooklyn	W	9-3
3/23	at Stetson	L	3-6
3/24	vs Massachusetts	L	3-6
3/24	vs Massachusetts	L	1-3
3/25	vs Massachusetts	W	3-1
3/25	vs Brooklyn	W	4-3
3/26	vs Bellarmine	W	9-1
3/26	vs LIU Brooklyn	L	3-7
3/31	Missouri Southern	W	14-2
4/3	at Southern Illinois	W	8-5
4/3	at Southern Illinois	L	3-4
4/6	Missouri Baptist	L	9-11
4/7	Missouri S&T	W	17-2
4/7	Missouri S&T	W	10-2
4/10	at Oklahoma State	L	0-19
4/12	Kansas	W	5-4
4/14	at Southwest Baptist	W	14-3
4/16	at Eastern Illinois*	W	6-5
4/16	at Eastern Illinois*	W	4-2
4/17	at Eastern Illinois*	W	8-4
4/17	at Eastern Illinois*	W	3-1
4/20	vs Missouri (11)	L	10-11
4/22	at Evangel	W	13-8
4/23	UNI*	W	13-3
4/23	UNI*	W	11-3
4/24	UNI*	W	11-4
4/24	UNI*	W	2-1
4/27	at Missouri Southern	L	3-5
4/28	Missouri	W	16-7
4/29	Kansas	W	22-3
4/30	Oral Roberts	L	2-4

5/1	at Oral Roberts (17)	L	4-5
5/4	at Nebraska	L	8-9
5/4	at Nebraska	L	1-4
5/7	Western Illinois*	W	9-3
5/7	Western Illinois*	W	3-2
5/8	Western Illinois*	W	12-5
5/8	Western Illinois*	W	15-11
5/10	Arkansas	W	9-5

**MCC Tournament**

5/13	at UIC	W	5-1
5/14	vs Eastern Illinois	W	4-3
5/15	vs Eastern Illinois	L	5-15
5/16	vs Eastern Illinois	W	9-2

**1989: 41-10 (.804)**

(\*MCC: 8-2; 1st-Gray Division)

**Coach-Keith Guttin**

Captains-Earnie Johnson, Pat Kelly, Mark Neff

Date	Opponent	Result	Score
3/2	Southwest Baptist	W	16-6
3/13	Nebraska	W	6-3
3/14	Lincoln	W	17-1
3/15	Northwest Missouri State	W	8-7
3/16	Northwest Missouri State	W	12-3
3/17	Missouri Western	W	14-11
3/18	Missouri Western	L	4-9
3/19	vs Mercer	W	3-0
3/20	vs Mercer	L	1-2
3/20	at Stetson	L	1-6
3/21	vs UMBC	W	24-4
3/21	vs Xavier (10)	W	13-12
3/22	at Stetson	W	5-2
3/24	vs Brown	W	2-0
3/24	vs Youngstown State	W	12-5
3/25	vs Canisius	W	14-4
3/25	vs Youngstown State	W	16-12
3/29	at Oklahoma	L	4-11
3/30	at Oral Roberts	W	19-5
4/1	at Southern Illinois	L	1-2
4/2	at Southern Illinois	W	2-1
4/4	Kansas	W	7-2
4/5	at Missouri	W	9-1
4/5	at Missouri	W	8-1
4/7	Missouri-St. Louis	W	7-3
4/8	Missouri Baptist	W	11-0
4/11	at Kansas	L	1-6
4/12	at Kansas	L	3-6
4/15	Eastern Illinois*	W	2-0
4/15	Eastern Illinois*	L	2-6
4/16	Eastern Illinois*	L	2-4
4/16	Eastern Illinois*	W	4-1
4/18	Missouri S&T	W	6-2
4/19	Missouri Southern	W	7-6
4/20	Oklahoma	W	19-3
4/23	at UNI*	W	4-1
4/23	at UNI*	W	10-0
4/25	Kansas	W	6-3
4/26	at Southwest Baptist	W	22-3
4/27	Evangel	W	21-2
4/30	Benedictine	W	10-0
4/30	Benedictine	W	9-1
5/5	at Saint Louis	W	16-11
5/6	at Western Illinois*	W	7-3
5/6	at Western Illinois*	W	8-4
5/7	at Western Illinois*	W	7-2
5/7	at Western Illinois*	W	4-1

**MCC Tournament**

5/12	at UIC	W	1-0
5/13	vs Cleveland State	W	6-3
5/14	vs Eastern Illinois	L	4-6
5/14	vs Eastern Illinois	W	5-1

**1990: 42-15 (.737)**

(\*MCC: 11-0; 1st-Gray Division)

**Coach-Keith Guttin**

Captains-Tim Bunton, Evan Pratte, Jerry Oetting

Date	Opponent	Result	Score
3/2	at Arkansas	L	11-12
3/3	Arkansas State	W	4-0
3/3	Arkansas State	W	11-0
3/4	Saint Louis	W	8-2

3/4	Saint Louis	W	13-1
3/9	Northwest Missouri State	W	8-1
3/9	Iowa	L	4-7
3/10	Iowa	W	9-5
3/10	Iowa	L	3-6
3/14	Southwest Baptist	W	10-2
3/17	at Austin Peay	L	2-4
3/17	at Austin Peay	W	5-3
3/18	at Austin Peay	L	3-5
3/19	at Wichita State	L	4-9
3/21	Kansas State	W	6-1
3/21	Kansas State	W	9-1
3/23	at Nicholls State	W	4-1
3/24	at Nicholls State	L	2-8
3/25	at Nicholls State	W	6-3
3/26	at Jackson State (10)	W	6-4
3/27	at Southern Miss	W	11-9
3/28	at Jackson State	W	5-2
3/29	at Memphis	L	3-4
3/31	Southern Illinois	L	2-3
3/31	Southern Illinois	L	2-9
4/1	Southern Illinois (10)	W	7-6
4/5	at Arkansas State	W	6-0
4/5	at Arkansas State	W	7-2
4/7	Benedictine	W	7-2
4/7	Benedictine	W	5-0
4/8	TCU	W	26-2
4/9	TCU	W	5-4
4/10	Missouri	W	7-3
4/12	at Southwest Baptist	W	12-0
4/15	at Eastern Illinois*	W	9-2
4/16	at Eastern Illinois*	W	3-0
4/16	at Eastern Illinois*	W	6-3
4/18	Arkansas	L	2-7
4/19	at Kansas	L	4-9
4/21	UNI*	W	2-0
4/21	UNI*	W	3-1
4/22	UNI*	W	13-2
4/22	UNI*	W	7-6
4/24	Kansas	L	3-5
4/24	Kansas	W	6-3
4/26	Evangel	W	13-4
4/30	at Kansas State	W	6-4
4/30	at Kansas State	W	10-7
5/1	at Kansas	W	10-4
5/5	Western Illinois*	W	4-2
5/5	Western Illinois*	W	9-2
5/6	Western Illinois*	W	4-0
5/6	Western Illinois*	W	8-1

**MCC Tournament**

5/11	vs Akron	W	5-4
5/13	at UIC (13)	L	4-5
5/13	vs Eastern Illinois	W	9-2
5/14	at UIC	L	0-4

**1991: 40-22 (.645)**

(\*MVC: 14-10; 4th)

**Coach-Keith Guttin**


Captains-Greg Faron, Evan Pratte, Jerry Oetting

Date	Opponent	Result	Score
3/1	Saint Louis	W	13-6
3/1	Saint Louis	W	12-2
3/3	Eastern Michigan	W	9-7
3/5	Lincoln	W	26-8


**Saint Louis Tournament**

3/9	at Saint Louis	W	7-4
3/9	vs Iowa	W	5-3
3/10	vs Northern Illinois	W	11-0

3/12	at Missouri	L	5-6
3/14	Austin Peay	W	5-1
3/14	Austin Peay	W	7-3
3/15	Austin Peay	W	12-6
3/16	Missouri Western	L	5-6
3/17	Kansas State	L	3-14
3/17	Kansas State	W	9-0
3/19	Wichita State*	W	7-6
3/19	Wichita State*	L	4-13
3/21	at Memphis (11)	L	9-10
3/22	at Jackson State	W	12-10
3/23	at Nicholls State	W	3-2
3/24	at Nicholls State	W	3-2
3/25	at Jackson State	W	15-8



Bill Mueller



Jason Hart

3/26	at Mississippi State	L	2-10
3/27	at Ole Miss	W	8-4
3/28	at Murray State	W	5-3
3/29	at Southern Illinois*	W	6-1
3/30	at Southern Illinois*	L	3-8
3/30	at Southern Illinois*	W	9-2
3/31	at Southern Illinois*	W	8-4
4/2	Kansas	L	4-5
4/3	at Kansas	L	11-15
4/6	UIC	W	15-4
4/6	UIC	W	10-3
4/7	UIC	W	7-5
4/7	UIC	W	20-3
4/9	at Kansas State	L	8-9
4/9	at Kansas State	L	1-6
4/13	at Illinois State*	W	8-1
4/13	at Illinois State*	W	8-2
4/14	at Illinois State*	W	8-7
4/14	at Illinois State*	W	7-4
4/16	Southwest Baptist	W	13-1
4/20	at Creighton*	L	1-7
4/20	at Creighton*	L	3-5
4/21	at Creighton*	L	3-4
4/21	at Creighton*	L	3-8
4/24	at Arkansas	L	0-1
4/26	Benedictine	W	15-4
4/27	Bradley*	W	9-2
4/27	Bradley*	W	6-2
4/28	Bradley*	W	13-6
4/28	Bradley*	W	8-3
4/30	Arkansas	W	6-4
5/1	at Arkansas State	W	7-2
5/1	at Arkansas State	W	20-0
5/4	Indiana State*	W	10-7
5/4	Indiana State*	L	1-6
5/5	Indiana State*	L	2-3
5/5	Indiana State*	W	3-2
5/9	Wichita State*	L	2-12
5/10	Wichita State*	L	0-3

**MVC Tournament**

5/15	vs Bradley	L	4-10
5/17	vs Indiana State	L	2-4

**1992: 31-23 (.574)**

(\*MVC: 10-11; 4th)

**Coach-Keith Guttin**

Captains-Cory Krueger, Chad Lakin, Bill Mueller

Date	Opponent	Result	Score
3/1	Saint Louis	W	25-5
3/1	Saint Louis	W	10-4
3/3	Kansas State	L	5-7
3/3	Kansas State	L	5-14
3/4	at Arkansas	L	8-15
3/7	Arkansas State	L	0-1
3/8	Arkansas State	W	8-5
3/10	Missouri (11)	W	7-6
3/11	Lincoln	W	21-6
3/13	Iowa	W	9-8
3/14	Iowa	W	7-5
3/14	Iowa (12)	W	4-3
3/15	Iowa	W	5-1
3/16	Colorado State	L	3-8
3/19	at Memphis (13)	W	9-7
3/21	at South Alabama	L	2-3
3/23	at Jackson State	W	9-3
3/24	at Southern Miss	W	6-5
3/25	at Ole Miss	W	3-1
3/28	Southern Illinois*	W	9-4
3/28	Southern Illinois*	W	15-3
3/29	Southern Illinois*	L	3-5
3/31	Missouri Western	W	15-12
4/3	at Wichita State*	L	2-15
4/4	at Wichita State*	L	2-16
4/5	at Wichita State*	L	7-22
4/7	Kansas	W	3-2
4/8	Kansas	W	5-1
4/11	at Indiana State*	L	4-5
4/12	at Indiana State*	W	14-6
4/12	at Indiana State*	W	5-3
4/14	at Kansas	L	9-10
4/18	Illinois State*	L	4-7
4/18	Illinois State*	L	9-10
4/19	Illinois State*	L	0-6
4/22	Southeast Missouri	W	6-1

4/22	Southeast Missouri	L	10-13
4/23	Southwest Baptist	W	26-11
4/25	at Bradley*	L	0-3
4/25	at Bradley*	W	2-1
4/26	at Bradley*	W	7-3
4/29	at Arkansas State	W	9-0
4/29	at Arkansas State (11)	W	6-5
4/30	Arkansas	L	10-12
5/2	at UNI*	W	22-3
5/2	at UNI*	W	22-6
5/3	at UNI*	W	20-1
5/5	at Kansas State	L	2-5
5/5	at Kansas State	W	6-2
5/8	Creighton*	L	3-11
5/9	Creighton*	L	5-6
5/10	Creighton*	W	10-5

**MVC Tournament**

5/13	vs Indiana State	L	0-5
5/14	at Wichita State	L	4-8

**1993: 32-23 (.582)**

(\*MVC: 14-6; 2nd)

**Coach-Keith Guttin**

Captains-Steve Aldridge, Chad Lakin, Bill Mueller

Date	Opponent	Result	Score
2/27	at UT Martin	W	8-5
2/28	at UT Martin	W	14-4
2/28	at UT Martin	W	13-1
3/6	Iowa	L	4-6
3/6	Iowa	L	3-7
3/7	Iowa	L	2-7
3/7	Iowa	W	4-3
3/10	at Missouri	L	2-3

**Saint Louis Billiken Classic**

3/12	vs Kansas State	L	5-11
3/12	vs Dayton	L	7-11

**Fresno State Classic**

3/15	vs St. John's	L	4-5
3/16	vs Nebraska	W	5-4
3/17	vs Clemson	L	7-8
3/18	vs Arizona	L	0-11
3/19	vs Texas Tech	L	3-7
3/20	vs Clemson (11)	L	4-5

3/24	at Arkansas	L	4-8
3/25	Southwest Baptist	W	4-3
3/27	at Oklahoma	L	5-7
3/28	Oregon State	L	3-17
3/31	at Arkansas State	L	4-6
3/31	at Arkansas State	W	4-0
4/3	Bradley* (11)	L	7-8
4/3	Bradley*	L	3-5
4/6	Arkansas State	W	9-4
4/6	Arkansas State	W	10-8
4/10	at Illinois State*	W	8-1
4/10	at Illinois State*	W	8-6
4/11	at Illinois State*	L	6-8
4/13	Central Missouri	W	7-6
4/17	at Creighton*	W	9-1
4/17	at Creighton*	W	8-6
4/18	at Creighton*	L	2-4
4/21	Missouri Valley	W	4-3
4/21	Missouri Valley	W	4-1
4/22	Missouri Baptist	W	16-13
4/24	Indiana State*	W	4-3
4/24	Indiana State*	W	7-4
4/25	Indiana State*	W	9-8
4/27	Evangel	W	18-7
4/28	Arkansas	W	11-10
4/29	Missouri Western	W	10-3
5/1	UNI*	W	9-2
5/1	UNI*	W	10-3
5/2	UNI*	W	5-2
5/4	at Southeast Missouri	W	5-4
5/4	at Southeast Missouri	W	6-1
5/7	Wichita State*	L	7-8
5/8	Wichita State*	L	7-12
5/9	Wichita State*	W	7-6
5/14	at Southern Illinois* (11)	W	9-8
5/15	at Southern Illinois*	W	14-6
5/15	at Southern Illinois*	W	5-4

**MVC Tournament**

5/19	vs Creighton	L	3-8
5/20	vs Illinois State	L	3-5

**1994: 31-23 (.574)**

(\*MVC: 13-7; 2nd)

**Coach-Keith Guttin**

Captains-Alex Lewis, Doug Mooney, Jeff Sauer

Date	Opponent	Result	Score
2/18	at UT Arlington	L	5-6
2/19	vs New Mexico	W	7-2
2/20	vs Oklahoma State	L	0-11

2/26	UT Martin	L	7-10
2/27	UT Martin	W	7-6
2/27	UT Martin	W	7-5
3/2	Saint Louis	W	10-1
3/2	Saint Louis	W	7-0
3/5	at Oral Roberts	L	2-10
3/6	at Oral Roberts	W	7-6
3/12	at SE Louisiana (10)	W	6-5
3/13	at SE Louisiana	W	9-5
3/14	at Louisiana-Lafayette	L	4-5
3/15	at Nicholls State	W	6-3
3/16	at Nicholls State	W	10-6
3/17	vs Middle Tennessee	W	6-3
3/17	at South Alabama	W	7-4
3/20	Minnesota	L	12-18
3/22	Minnesota	L	12-22
3/27	Oral Roberts	L	3-4
3/27	Oral Roberts	W	6-1
3/31	Missouri Baptist	W	25-11
4/2	at Indiana State*	W	20-10
4/2	at Indiana State*	W	5-2
4/3	at Indiana State*	W	6-2
4/5	Arkansas State	L	0-7
4/9	Southern Illinois*	W	4-3
4/9	Southern Illinois*	W	10-4
4/12	Southwest Baptist	L	1-6
4/13	at Southeast Missouri	W	3-1
4/13	at Southeast Missouri	W	5-1
4/16	at UNI*	W	20-2
4/16	at UNI*	W	5-1
4/17	at UNI*	W	17-5
4/19	Arkansas	L	7-16
4/20	at Arkansas State	L	5-8
4/20	at Arkansas State	L	5-7
4/22	Illinois State* (11)	L	6-7
4/23	Illinois State*	W	7-3
4/24	Illinois State*	L	12-17
4/26	at Kansas	L	5-9

4/29	at Wichita State*	L	2-4
4/30	at Wichita State*	L	2-13
5/1	at Wichita State*	L	0-4
5/4	Southeast Missouri	W	8-6
5/4	Southeast Missouri	W	7-0
5/7	at Bradley*	L	1-4
5/7	at Bradley*	W	14-0
5/8	at Bradley*	W	9-4
5/13	Creighton*	W	8-5
5/14	Creighton*	W	7-6
5/14	Creighton*	L	7-10

**MVC Tournament**

5/18	vs Southern Illinois	L	1-3
5/19	at Wichita State	L	0-1


**1995: 37-21 (.638)**

(\*MVC: 18-13; 3rd-tie)

**Coach-Keith Guttin**

Captains-J. J. Scerba, Dave Slemmer

Date	Opponent	Result	Score
2/25	Missouri Baptist	W	20-8
2/28	Kansas	W	5-0
3/5	at Oral Roberts	W	8-4
3/5	at Oral Roberts	L	3-6
3/8	Saint Louis	W	12-7
3/9	Oral Roberts	W	11-4
3/11	Truman State	W	35-5
3/12	Southwest Baptist	W	11-5
3/15	Arkansas State	W	2-1
3/17	at Southern Miss	L	2-11
3/18	at Southern Miss	W	7-0
3/19	at Southern Miss	W	10-6
3/20	at SE Louisiana	W	6-3
3/21	at Southeast Missouri	L	6-12
3/22	at Southeast Missouri (11)	W	13-5
3/24	at Evansville*	L	4-6
3/25	at Evansville*	L	1-4
3/25	at Evansville*	L	4-6
3/26	at Evansville* (10)	L	11-12
3/28	at Saint Louis	W	9-6
3/29	Oral Roberts	L	5-10
3/31	Indiana State*	W	9-3
4/1	Indiana State*	W	9-8
4/1	Indiana State*	W	16-0
4/2	Indiana State*	L	6-8
4/5	Evangel	W	20-13
4/7	Wichita State*	W	6-4
4/8	Wichita State*	W	4-2
4/8	Wichita State*	W	12-9
4/9	Wichita State*	L	13-24
4/14	at Southern Illinois* (11)	L	14-15



Scott Geitz

**1997: 35-25 (.583)**

(\*MVC: 16-10; 3rd)  
Coach-Keith Guttin

Captains-Lance Burkhart, Scott Geitz, Jake Schmitz

Date	Opponent	Result	Score
<b>Rice Invitational</b>			
2/14	vs Nevada	L	6-7
2/15	vs McNeese State	L	1-11
2/16	at Rice	L	6-7

Date	Opponent	Result	Score
<b>McNeese State Invitational</b>			
2/21	vs Louisiana-Lafayette	L	1-12
2/22	at McNeese State	L	2-3
2/23	vs Indiana State	W	3-2

3/1	Iowa State	L	9-10
3/2	Iowa State	L	2-6
3/2	Iowa State	L	5-8
3/4	Missouri	W	4-2
3/6	Missouri Baptist	W	27-6
3/8	Southeast Missouri	W	10-5
3/8	Southeast Missouri	W	4-1
3/15	Iowa	W	5-0
3/16	Northern Illinois	W	8-3
3/16	Northern Illinois	W	8-7
3/19	Pittsburg State	L	1-4
3/21	Indiana State*	L	16-18
3/22	Indiana State*	W	4-2
3/22	Indiana State*	W	9-8
3/23	Indiana State*	W	11-6
3/26	at Arkansas State	L	0-3
3/26	at Arkansas State	L	3-7
3/29	at Southern Illinois*	L	6-13
3/29	at Southern Illinois*	W	9-7
4/1	Saint Louis	W	5-4
4/5	at Evansville*	W	10-9
4/5	at Evansville*	L	4-6
4/6	at Evansville*	W	9-4
4/6	at Evansville*	W	15-14
4/9	Wichita State*	W	9-2
4/9	Wichita State*	W	10-2
4/14	Rockhurst (10)	W	11-10
4/16	at Saint Louis	W	17-12
4/19	Bradley*	W	6-3
4/19	Bradley*	L	5-10
4/20	Bradley*	W	11-4
4/20	Bradley*	W	15-3
4/23	Southwest Baptist	W	5-4
4/25	UNI*	L	3-13
4/26	UNI*	W	9-2
4/26	UNI*	L	4-9
4/27	UNI*	W	4-3
4/30	at Wichita State*	W	5-2
4/30	at Wichita State*	L	1-3
5/3	at Illinois State*	L	2-12
5/3	at Illinois State*	L	0-3
5/4	at Illinois State*	L	1-2
5/4	at Illinois State*	W	7-4
5/9	at Kansas	L	2-4
5/10	at Kansas	W	12-10

Date	Opponent	Result	Score
<b>MVC Tournament</b>			
5/14	vs Illinois State	W	4-2
5/15	vs Southern Illinois	L	4-5
5/16	vs Evansville	W	13-4
5/16	vs Southern Illinois	W	17-11
5/17	at Wichita State	W	8-4

Date	Opponent	Result	Score
<b>NCAA Central Regional</b>			
5/22	vs Rice	L	2-5
5/23	at Texas Tech	W	4-2
5/24	vs Nevada	W	10-9
5/25	vs Rice	L	6-25

**1998: 32-21 (.604)**

(\*MVC: 19-13; 3rd)  
Coach-Keith Guttin

Captains-Chris Curry, Scott Geitz, Jason Hart

Date	Opponent	Result	Score
2/24	at Arkansas	W	4-2

Date	Opponent	Result	Score
<b>Northwestern State Tournament</b>			
2/27	vs Centenary	W	7-6
2/28	at Northwestern State	L	0-4

3/1	vs Middle Tennessee	W	11-7
3/3	Southwest Baptist	W	13-5
3/4	at Missouri	W	9-4
3/6	Pittsburg State (11)	W	2-1
3/13	Iowa	W	15-14
3/14	Iowa	L	0-3
3/17	at Southern Miss (11)	W	9-8
3/18	at Southern Miss	L	6-10
3/19	at Jackson State	W	12-4
3/24	Saint Louis	W	7-6
3/25	at Southeast Missouri	L	17-18
3/25	at Southeast Missouri	L	4-5
3/28	at Indiana State*	L	12-17
3/28	at Indiana State*	L	11-12
3/29	at Indiana State*	L	5-7
3/29	at Indiana State*	W	15-10
3/31	Kansas	L	12-13
4/4	Evansville*	W	14-8
4/4	Evansville*	W	8-5
4/5	Evansville*	W	9-1
4/5	Evansville* (11)	L	8-9
4/8	#11 Wichita State*	L	4-5
4/8	#11 Wichita State*	L	3-15
4/11	at UNI*	W	8-4
4/11	at UNI*	W	14-6
4/12	at UNI*	L	4-11
4/12	at UNI*	W	8-4
4/14	Missouri Baptist	W	20-8
4/17	Creighton*	W	1-0
4/17	Creighton*	W	3-1
4/18	Creighton*	L	3-6
4/18	Creighton*	L	6-8
4/22	at #5 Wichita State*	L	5-12
4/22	at #5 Wichita State*	L	7-9
4/25	Illinois State*	W	15-8
4/25	Illinois State*	W	7-6
4/26	Illinois State*	W	16-15
4/26	Illinois State*	W	7-5
5/2	at Bradley*	W	8-4
5/2	at Bradley*	W	10-8
5/3	at Bradley*	L	1-2
5/3	at Bradley*	W	10-3
5/8	Southern Illinois* (10)	W	8-7
5/9	Southern Illinois*	W	9-6
5/9	Southern Illinois*	L	0-7
5/10	Southern Illinois*	W	5-4

**MVC Tournament**

5/13	vs Illinois State	W	12-11
5/14	vs Indiana State	W	16-6
5/15	vs #4 Wichita State	L	9-19
5/15	at Evansville	L	10-11

**1999: 38-19 (.667)**

(\*MVC: 18-11; 2nd)  
Coach-Keith Guttin

Captains-Matt Cepicky, Jon Hale, Micah Holst

Date	Opponent	Result	Score
2/23	Missouri Baptist	W	22-4

**Lamar Classic**

2/26	vs Northwestern State	W	7-2
2/27	at Lamar	W	5-4
2/28	vs Jackson State	W	15-3

3/2	#29 Arkansas	W	9-3
3/5	at Middle Tennessee	W	16-7
3/6	at Middle Tennessee	W	4-1
3/7	at Middle Tennessee	W	15-9
3/12	Rockhurst	L	4-11
3/16	at #21 Baylor	L	6-17
3/17	at #21 Baylor	L	5-6
3/20	at Illinois State*	W	8-2
3/20	at Illinois State*	W	13-4
3/21	at Illinois State*	L	7-8
3/21	at Illinois State* (10)	L	14-15
3/23	Saint Louis	W	10-4
3/24	Missouri	L	8-9
3/27	Bradley*	W	6-4
3/27	Bradley*	W	23-4
3/28	Bradley*	W	5-4
3/28	Bradley*	L	4-5
3/30	Southeast Missouri	W	8-1
3/30	Southeast Missouri	W	10-2

4/15	at Southern Illinois*	W	13-5
4/15	at Southern Illinois*	W	18-2
4/16	at Southern Illinois*	W	9-6
4/19	Missouri (10)	W	7-6
4/21	UNI*	W	11-4
4/22	UNI*	W	8-3
4/22	UNI*	W	11-6
4/23	UNI*	L	3-9
4/26	at Arkansas State	W	6-1
4/29	at Illinois State*	W	7-0
4/29	at Illinois State*	W	8-0
4/30	at Illinois State*	L	2-4
4/30	at Illinois State*	W	11-8
5/6	at Creighton* (12)	L	4-5
5/6	at Creighton*	W	5-2
5/7	at Creighton*	L	0-4
5/12	Bradley*	W	17-6
5/13	Bradley*	W	8-3
5/13	Bradley*	L	3-4
5/14	Bradley*	L	10-14

**MVC Tournament**

5/17	vs Evansville	W	5-1
5/19	vs Creighton	W	7-5
5/20	vs Creighton	W	3-2
5/21	vs Indiana State	L	7-12
5/21	vs Indiana State	L	5-9

**NCAA West Regional**

5/25	vs Long Beach State	L	11-14
5/26	vs Middle Tennessee	L	3-5

**1996: 32-25 (.561)**

(\*MVC: 18-11; 2nd)  
Coach-Keith Guttin

Captains-Dan Kneeshaw, Brad Kennedy, J. J. Scerba

Date	Opponent	Result	Score
<b>UTA Invitational</b>			
2/16	vs Baylor	L	5-6
2/17	at UT Arlington	W	5-3
2/18	vs Arkansas State	L	5-6

2/21	Arkansas	L	0-6
2/22	Missouri Baptist	W	21-12
2/28	Saint Louis	W	11-10
3/2	at Oral Roberts	L	3-14
3/3	at Oral Roberts	L	4-7
3/5	at Missouri	L	3-4
3/12	Kansas	L	15-20
3/13	at Kansas	W	13-11

3/18	at Northwestern State	W	12-7
3/19	at Southern Miss	L	4-5
3/20	at Southern Miss	L	2-7
3/23	Creighton*	W	11-10
3/23	Creighton*	W	14-9
3/24	Creighton*	W	5-4
3/26	at Saint Louis	L	3-7
3/30	at Bradley*	L	1-4
3/30	at Bradley*	W	7-6
3/31	at Bradley*	L	1-2
3/31	at Bradley*	L	2-3
4/2	Pittsburg State	W	6-4
4/6	Illinois State*	W	4-3
4/6	Illinois State*	W	9-8
4/7	Illinois State*	W	12-7
4/7	Illinois State*	W	5-4
4/10	Arkansas State	W	9-4
4/12	Southern Illinois*	L	4-6
4/13	Southern Illinois*	L	2-3
4/13	Southern Illinois*	W	11-1
4/14	Southern Illinois* (10)	W	14-13
4/16	at Arkansas State	L	2-4
4/20	at Indiana State*	L	4-6
4/20	at Indiana State*	W	20-8
4/21	at Indiana State*	W	12-6
4/21	at Indiana State*	W	13-3
4/24	Southwest Baptist	W	16-4
4/26	at UNI*	L	4-8
4/27	at UNI*	W	10-4
4/27	at UNI*	W	13-10
4/28	at UNI*	W	8-5
5/1	at Wichita State*	L	1-8
5/1	at Wichita State*	L	5-6
5/10	Evansville*	W	11-10
5/11	Evansville*	L	7-8
5/12	Evansville*	L	1-9
5/12	Evansville*	W	11-10

**MVC Tournament**

5/15	vs Bradley	W	21-5
5/16	vs Evansville	W	22-4
5/17	at Wichita State	W	8-7
5/18	vs Bradley	L	10-11
5/18	vs Bradley	W	13-6

**NCAA Central I Regional**

5/23	vs Long Beach State	W	5-3
5/24	vs UCLA	W	13-2
5/25	vs UCLA (10)	L	4-9
5/26	vs Miami (Fla.)	L	2-8



4/2	at Southern Illinois*	W	9-8	2/23	Arkansas Tech	W	25-14
4/4	at Southern Illinois*	W	7-3	2/27	at Southeast Missouri	L	6-11
4/4	at Southern Illinois*	W	11-2	2/27	at Southeast Missouri	L	3-5
4/7	at Kansas	W	16-10	3/1	Pittsburg State	W	10-1
4/7	at Kansas	W	11-4	3/4	Middle Tennessee	W	13-6
4/10	Indiana State*	W	27-6	3/4	Middle Tennessee	W	4-3
4/10	Indiana State*	W	23-6	3/5	Middle Tennessee	W	10-3
4/11	Indiana State*	W	14-6	3/7	at Kansas	L	2-6
4/11	Indiana State*	W	20-11	3/8	Lincoln	L	4-9
4/13	Southwest Baptist	W	10-3	3/14	at Saint Louis	L	2-3
4/17	at Creighton*	L	4-11	3/17	at Indiana State*	W	7-2
4/17	at Creighton*	L	4-5	3/18	at Indiana State*	L	4-7
4/18	at Creighton*	W	8-1	3/18	at Indiana State*	W	8-5
4/18	at Creighton*	L	1-4	3/19	at Indiana State*	L	3-4
4/20	Pittsburg State	W	30-2	3/22	Arkansas State	L	4-12
4/21	Evangel	W	30-4	3/24	at UNI*	L	3-7
4/24	UNI*	W	13-7	3/25	at UNI*	L	7-10
4/24	UNI*	L	8-11	3/25	at UNI*	W	15-5
5/7	#7 Wichita State*	L	9-10	3/26	at UNI*	W	19-0
5/8	#7 Wichita State*	L	7-11	3/28	at Southern Miss	L	5-7
5/8	#7 Wichita State*	W	9-8	3/29	at Southern Miss	L	4-8
5/9	#7 Wichita State*	L	1-7	3/31	Illinois State*	W	3-2
5/11	Arkansas State	W	20-11	4/1	Illinois State*	L	0-8
5/14	at Evansville*	W	6-4	4/1	Illinois State*	L	0-12
5/15	at Evansville*	W	14-7	4/2	Illinois State*	L	6-13
5/15	at Evansville*	L	3-10	4/4	Southwest Baptist	W	25-6
5/16	at Evansville* (11)	W	12-9	4/5	at Arkansas State	W	7-2

**MVC Tournament**

5/19	vs Illinois State	L	0-9
5/20	vs Bradley	W	10-9
5/21	vs Creighton	L	2-11

**NCAA Fayetteville Regional**

5/28	vs #16 Clemson	W	23-5
5/29	at #8 Arkansas (10)	W	9-8
5/30	vs #16 Clemson	L	7-8
5/30	vs #16 Clemson	L	5-7

**2000: 24-33 (.421)**

(\*MVC: 15-17; t-5th)

Coach-Keith Guttin

Captains-Mike Collier, Jason Frey, Nick Kays

Date	Opponent	Result	Score
2/19	Kansas	W	5-1
2/20	Kansas	L	3-12
2/20	Kansas	L	2-7

4/12	Missouri	L	0-6
4/14	Southern Illinois*	W	5-0
4/15	Southern Illinois*	W	8-1
4/15	Southern Illinois* (10)	L	4-6
4/16	Southern Illinois*	W	12-7
4/19	Saint Louis	L	2-8
4/21	Creighton*	L	4-8
4/22	Creighton*	W	12-3
4/22	Creighton*	W	5-4
4/23	Creighton*	L	0-12
4/26	at Missouri	L	4-7
5/2	at Arkansas	L	2-7
5/5	at Wichita State* (10)	L	3-5
5/6	at Wichita State*	W	7-6
5/6	at Wichita State*	W	11-10
5/7	at Wichita State*	L	13-16
5/12	Evansville*	L	7-8
5/13	Evansville*	L	0-3



Keith Guttin

5/13	Evansville*	W	12-8
5/14	Evansville*	W	5-2

**MVC Tournament**

5/17	vs Evansville	W	9-4
5/18	vs Indiana State	L	4-6
5/19	at #26 Wichita State	L	3-7

**2001: 36-22 (.621)**

(\*MVC: 22-10; 1st)

Coach-Keith Guttin

Captains-Ben Margalski, John Rheinecker, Ryan Howard

Date	Opponent	Result	Score
<b>UTA Invitational</b>			
2/17	vs Oral Roberts	L	2-5
2/18	vs Arkansas State (12)	W	2-1
2/18	at UT Arlington	W	6-2
<b>McNeese State Tournament</b>			
2/23	vs Eastern Michigan	L	1-7
2/24	vs Northwestern	W	8-0
2/25	at McNeese State	L	4-10

3/3	at Arkansas State (13)	L	1-2
3/4	Arkansas State	W	7-1
3/6	Kansas	W	11-4
3/8	at Saint Louis	L	8-12
3/9	at Memphis	W	11-4
3/10	at Memphis	W	10-8
3/11	at Memphis	L	3-4
3/13	Pittsburg State	W	13-6
3/17	Indiana State*	W	6-2
3/17	Indiana State*	W	8-7
3/18	Indiana State*	W	3-1
3/18	Indiana State*	W	4-2
3/21	at Kansas	L	3-7
3/24	at Oral Roberts	L	1-4
3/25	Oral Roberts	W	12-5
3/28	at #21 Baylor	W	3-2
3/31	at Evansville*	W	9-7
3/31	at Evansville*	W	7-5
4/1	at Evansville*	L	3-4
4/1	at Evansville*	L	4-8
4/3	Arkansas (12)	W	10-9
4/6	at Illinois State*	L	0-2
4/7	at Illinois State*	W	21-5

4/7	at Illinois State*	W	12-7
4/8	at Illinois State*	L	4-5
4/11	Saint Louis	W	6-4
4/14	Bradley*	W	14-3
4/14	Bradley* (11)	W	6-5
4/15	Bradley*	W	8-7
4/15	Bradley*	L	12-19
4/20	at Southern Illinois*	W	8-5
4/21	at Southern Illinois*	L	3-4
4/21	at Southern Illinois*	W	13-3
4/22	at Southern Illinois*	W	11-2
4/24	at Southeast Missouri	L	9-11
4/27	Wichita State*	W	9-6
4/28	Wichita State*	W	4-3
4/28	Wichita State*	W	8-3
4/29	Wichita State*	W	3-2
5/1	at Missouri (11)	L	11-12
5/5	at Creighton*	W	8-4
5/5	at Creighton*	W	12-0
5/6	at Creighton*	W	7-3
5/6	at Creighton*	W	10-4
5/8	Missouri	W	5-3
5/11	UNI*	L	3-6
5/12	UNI*	L	1-4
5/12	UNI*	L	5-7
5/13	UNI*	L	8-11

**MVC Tournament**

5/16	vs Indiana State	L	4-6
5/17	at Wichita State	W	7-3
5/18	vs Evansville	L	2-3


**2002: 43-21 (.672)**

(\*MVC: 19-13; 3rd)

Coach-Keith Guttin

Captains-Dant'e Brinkley, Matt Gardner, Andrew Jefferson, Matt Palmer

Date	Opponent	Result	Score
<b>UTA Invitational</b>			
2/15	at UT Arlington	L	4-5
2/16	vs Arkansas	W	3-2
2/17	vs Air Force	W	17-4
3/5	at Arkansas	L	1-10
3/8	Iowa	W	9-5
3/10	Iowa	W	12-2
3/10	Iowa (13)	W	5-4



Ryan Howard



3/12	Kansas	W	15-7
3/13	at Saint Louis (10)	W	6-5
3/15	at Middle Tennessee	W	14-11
3/16	at Middle Tennessee	L	3-13
3/22	at Southeast Missouri (15)	W	5-3
3/23	at Southeast Missouri	W	11-9
3/24	at Southeast Missouri	W	9-3
3/27	at Arkansas State	W	10-3
3/29	Illinois State*	L	6-9
3/30	Illinois State*	W	1-0
3/30	Illinois State*	W	8-4
3/31	Illinois State*	W	10-2
4/2	Saint Louis	W	12-1
4/3	Arkansas	L	4-7
4/5	at UNI*	W	11-8
4/6	at UNI*	W	9-2
4/6	at UNI*	W	11-2
4/7	at UNI*	W	19-13
4/9	Missouri	W	6-4
4/12	Southern Illinois*	W	12-7
4/13	Southern Illinois*	W	4-1
4/13	Southern Illinois*	W	4-1
4/14	Southern Illinois*	L	5-10
4/16	at Missouri	W	20-10
4/19	at Bradley*	W	6-3
4/20	at Bradley*	L	4-13
4/20	at Bradley*	W	17-7
4/21	at Bradley*	L	5-10
4/23	at Kansas	W	20-8
4/26	Creighton*	L	3-5
4/27	Creighton*	W	2-0
4/27	Creighton*	L	6-7
4/28	Creighton*	W	12-10
5/1	at Arkansas	W	10-7
5/3	at #11 Wichita State*	L	0-14
5/4	at #11 Wichita State*	W	5-1
5/4	at #11 Wichita State*	L	2-12
5/5	at #11 Wichita State*	L	5-7
5/8	Arkansas State	W	8-4
5/10	Evansville* (13)	L	2-3
5/11	Evansville*	W	8-1
5/11	Evansville*	W	9-3
5/12	Evansville*	W	11-7
5/17	at Indiana State*	L	2-5
5/18	at Indiana State*	L	2-4
5/18	at Indiana State*	L	6-7
5/19	at Indiana State*	W	12-3

**MVC Tournament**

5/22	vs Southern Illinois	W	14-7
5/23	vs Indiana State	W	11-5
5/24	at #15 Wichita State	L	0-3
5/25	vs Indiana State	W	5-2
5/26	at #15 Wichita State (10)	W	12-8
5/26	at #15 Wichita State (11)	L	6-7

**NCAA Lincoln Regional**

5/31	vs Marist (11)	L	4-5
6/1	vs Milwaukee	W	6-1
6/1	vs Marist	W	5-2
6/2	at #14 Nebraska	L	3-14

**2003: 40-26 (.606)**

(\*MVC: 19-11; 1st)

Coach-Keith Guttin

Captains-Dant'e Brinkley, Greg Mathis, Brad Ziegler

Date	Opponent	Result	Score
<b>UTA Invitational</b>			
2/14	vs Arkansas State	W	6-3
2/15	at UT Arlington	W	10-3
2/16	vs New Mexico	L	2-10
2/19	at Ole Miss	W	4-2
<b>Cardinal Classic</b>			
2/28	vs #30 Oklahoma	L	3-7
3/1	at Lamar (10)	L	5-6
3/2	vs #22 Ohio State	W	18-3
3/7	Middle Tennessee	W	7-6
3/8	Middle Tennessee	W	9-3
3/9	Middle Tennessee	W	2-1
3/11	at Oral Roberts	L	1-2
3/14	at Arkansas State	W	9-2

3/15	at Arkansas State	W	13-12
3/16	at Arkansas State	L	2-6
3/18	#18 Kansas	L	0-2
3/21	at Evansville*	W	2-1
3/22	at Evansville*	W	5-2
3/22	at Evansville*	W	10-2
3/23	at Evansville*	W	17-6
3/25	at #28 Arkansas	L	4-5
3/28	at Creighton*	L	2-3
3/29	at Creighton* (11)	L	3-4
3/29	at Creighton*	W	11-1
3/30	at Creighton*	W	4-2
4/1	at Kansas	L	7-12
4/5	Bradley* (13)	L	6-7
4/5	Bradley*	W	9-4
4/9	Saint Louis (11)	W	8-7
4/11	UNI*	W	10-5
4/12	UNI*	W	9-5
4/12	UNI*	L	9-11
4/13	UNI*	L	4-9
4/14	at Saint Louis	L	5-6
4/15	at #25 Missouri	W	12-9
4/18	at Southern Illinois*	L	0-5
4/19	at Southern Illinois*	W	5-0
4/19	at Southern Illinois*	W	8-3
4/20	at Southern Illinois*	W	12-1
4/22	#24 Missouri	W	2-1
4/25	Indiana State*	W	9-0
4/26	Indiana State*	L	2-3
4/26	Indiana State*	W	10-0
4/27	Indiana State*	L	3-10
4/30	Oral Roberts	L	1-7
5/2	Wichita State*	W	5-4
5/3	Wichita State*	W	8-4
5/3	Wichita State*	W	7-6
5/4	Wichita State*	L	1-12
5/7	Southeast Missouri	W	3-1
5/7	Southeast Missouri	W	11-5
5/15	at Illinois State*	W	10-1
5/15	at Illinois State*	W	4-1
5/16	at Illinois State*	L	3-4
5/17	at Illinois State*	L	3-4

**MVC Tournament**

5/21	vs Creighton	W	5-1
5/22	vs UNI	W	11-6
5/23	vs Southern Illinois	L	4-9
5/23	at Wichita State (11)	L	8-9

**NCAA Lincoln Regional**

5/30	vs Coastal Carolina	W	8-3
5/31	at #8 Nebraska	W	4-2
6/1	at #8 Nebraska	L	5-9
6/1	at #8 Nebraska	W	7-0

**NCAA Columbus Super Regional**

6/7	at #31 Ohio State	W	13-8
6/8	at #31 Ohio State	W	13-7

**NCAA College World Series**

6/14	vs #1 Rice	L	2-4
6/16	vs #18 Miami (Fla.)	L	5-7


**2004: 31-28 (.525)**

(\*MVC: 19-12; 3rd)

Coach-Keith Guttin

Captains-Brooks Colvin, Jeff Gray, Scott Nasby

Date	Opponent	Result	Score
<b>UTA Invitational</b>			
2/20	vs Little Rock	W	13-5
2/21	at UT Arlington	L	1-9
2/22	vs Oregon State	L	4-5
<b>Louisiana-Monroe Invitational</b>			
2/27	vs Eastern Illinois	L	4-6
2/28	vs Kansas State	L	2-3
2/29	at Louisiana-Monroe	L	8-14
3/6	Iowa	W	8-5
3/6	Iowa	W	17-5
3/7	Iowa	W	13-2
3/9	at Oral Roberts	L	1-5
3/12	at Middle Tennessee	L	0-4
3/13	at Middle Tennessee	W	6-5
3/14	at Middle Tennessee	L	3-5



Brooks Colvin

3/16	at Saint Louis	W	21-10
3/19	at Southeast Missouri	L	2-5
3/20	at Southeast Missouri	L	2-8
3/21	at Southeast Missouri	W	6-2
3/26	Creighton*	L	0-2
3/27	Creighton*	W	5-0
3/27	Creighton*	L	2-3
3/31	Saint Louis	W	19-2
4/2	Southern Illinois*	L	2-3
4/3	Southern Illinois*	W	2-0
4/3	Southern Illinois*	W	7-3
4/4	Southern Illinois*	W	6-3
4/6	at Arkansas (16)	W	6-5
4/9	at UNI*	L	2-3
4/10	at UNI*	W	5-0
4/10	at UNI*	W	2-0
4/11	at UNI*	W	12-7
4/14	Missouri (10)	L	4-5
4/16	at Bradley*	L	4-5
4/17	at Bradley*	W	7-2
4/17	at Bradley*	W	12-1
4/18	at Bradley*	L	9-11
4/20	at Missouri	W	5-4
4/24	Evansville*	L	7-8
4/24	Evansville*	W	8-2
4/25	Evansville*	W	5-1
4/25	Evansville*	L	1-3
4/27	Kansas	L	6-7
4/30	at Indiana State* (11)	W	6-4
5/1	at Indiana State*	W	8-0
5/2	at Indiana State*	W	7-3
5/2	at Indiana State*	W	21-6
5/4	at Kansas	W	11-8
5/7	Illinois State*	W	8-2
5/8	Illinois State*	W	4-3
5/8	Illinois State*	W	10-7
5/9	Illinois State*	W	5-3
5/14	at #14 Wichita State*	L	1-5
5/15	at #14 Wichita State*	L	3-5
5/15	at #14 Wichita State*	L	2-9
5/16	at #14 Wichita State*	L	0-9
5/18	Arkansas State	L	3-14
5/19	Arkansas State	L	4-6

**MVC Tournament**

5/26	Southern Illinois	L	1-3
5/27	Evansville	W	11-6
5/28	#8 Wichita State	L	1-15

**2005: 26-29 (.473)**

(\*MVC: 10-14; 5th)

Coach-Keith Guttin

Captains-Kirk McConnell, David Smith, Chris Taylor

Date	Opponent	Result	Score
<b>Rice Coca-Cola Classic</b>			
2/18	at #13 Rice	L	2-8
2/19	vs Lamar	L	8-17
2/20	vs #17 Ole Miss	L	4-6
<b>Southern Miss Tournament</b>			
2/25	vs McNeese State	W	6-1
2/26	at Southern Miss	L	7-8
2/26	vs Mercer	L	0-9
3/1	at Kansas	W	8-4
3/4	Iowa	L	1-11
3/5	Iowa	W	8-6
3/6	Iowa (12)	W	8-7
<b>Notre Dame Classic</b>			
3/9	vs Oral Roberts	L	0-11
3/10	vs Notre Dame	L	4-6
3/11	at UTSA	L	2-7
3/12	vs Notre Dame	L	11-12
3/16	at Arkansas State	L	3-6
3/18	Middle Tennessee	W	12-4
3/19	Middle Tennessee	W	6-3
3/20	Middle Tennessee (14)	W	3-2
3/25	at Evansville*	L	1-11
3/26	at Evansville*	W	4-1
3/27	at Evansville*	L	1-4
3/29	Oral Roberts	W	7-4
4/1	Bradley*	W	9-1
4/2	Bradley*	W	5-4
4/3	Bradley*	L	5-10
4/6	Saint Louis	L	5-6
4/8	at Creighton*	L	2-6
4/9	at Creighton*	L	6-7
4/10	at Creighton*	L	0-7
4/13	at #17 Arkansas	L	5-14
4/15	at Southern Illinois*	W	7-6
4/16	at Southern Illinois*	L	5-8
4/17	at Southern Illinois*	L	2-4
4/19	#16 Arkansas	L	4-9
4/22	Indiana State*	L	9-10
4/23	Indiana State*	L	1-14



4/24	Indiana State*	L	8-10
4/26	#17 Missouri	W	2-1
4/27	at Saint Louis	W	16-8
4/29	Wichita State*	L	3-5
4/30	Wichita State*	L	0-2
5/1	Wichita State*	L	3-7
5/3	at #18 Missouri	W	10-6
5/6	Louisiana-Monroe	L	4-12
5/7	Louisiana-Monroe	W	8-5
5/8	Louisiana-Monroe	W	8-4
5/11	Kansas	W	15-6
5/13	at Illinois State* (10)	W	4-3
5/14	at Illinois State*	W	20-8
5/15	at Illinois State*	W	13-0
5/17	Southeast Missouri	W	10-2
5/18	Southeast Missouri	W	11-6
5/19	UNI* (10)	W	8-7
5/20	UNI*	W	5-1
5/21	UNI*	W	6-2

**2006: 33-22 (.600)**

(\*MVC: 15-8; 2nd)

Coach-Keith Guttin

Captains- Chris Krawczyk, Adam Pummill, Chris Taylor

Date	Opponent	Result	Score
<b>Domino's Aggie Classic</b>			
2/24	vs Utah	L	1-4
2/25	vs UNC Greensboro (14)	W	8-7
2/26	at Texas A&M	W	3-2
2/27	vs Utah	L	3-6

3/3	at Middle Tennessee	W	6-3
3/4	at Middle Tennessee	L	2-15
3/5	at Middle Tennessee	W	11-4
3/7	at Oral Roberts (15)	L	6-7
3/10	Arkansas State	W	16-7
3/11	Arkansas State	W	14-0
3/12	Arkansas State	L	3-13
3/14	Purdue	L	5-7
3/15	Purdue	L	3-10
3/17	Toledo	W	4-0
3/18	Toledo	W	7-4
3/19	Toledo	W	4-2
3/22	at Southeast Missouri	W	5-2
3/24	Minnesota	L	3-4

3/25	Minnesota	L	5-11
3/26	Minnesota (10)	W	5-4
3/29	Saint Louis	W	10-2
3/31	Evansville*	W	4-1
4/1	Evansville*	W	4-3
4/2	Evansville*	W	11-9
4/4	at #10 Arkansas	W	10-5
4/7	at UNI* (12)	W	2-1
4/8	at UNI*	L	1-8
4/9	at UNI*	W	4-2
4/11	#11 Arkansas	W	4-2
4/14	at #24 Wichita State*	L	5-7
4/15	at #24 Wichita State*	L	5-16
4/16	at #24 Wichita State*	L	7-8
4/18	at Kansas	L	7-19
4/21	Southern Illinois*	W	10-6
4/22	Southern Illinois*	L	2-7
4/23	Southern Illinois*	L	2-9
4/25	at Saint Louis	L	3-5
4/26	vs Kansas State	W	7-6
4/28	at Bradley*	W	4-0
4/30	at Bradley*	W	6-0
5/2	Missouri	L	1-2
5/5	Creighton*	L	6-10
5/6	Creighton*	L	0-10
5/7	Creighton*	W	8-3
5/12	Illinois State*	W	6-2
5/13	Illinois State*	W	3-1
5/14	Illinois State*	W	10-0
5/18	at Indiana State* (12)	W	2-1
5/19	at Indiana State*	W	6-1
5/20	at Indiana State*	W	5-3

**MVC Tournament**

5/24	vs Southern Illinois	W	7-5
5/25	vs Creighton	W	3-1
5/26	vs Bradley	W	8-3
5/27	vs Evansville	L	4-8
5/27	vs Evansville	L	1-2



Tim Clubb

**2007: 23-34 (.404)**

(\*MVC: 7-17; t-8th)

Coach-Keith Guttin

Captains- Ross Detwiler, Matt Lawson, Jake Shafer

Date	Opponent	Result	Score
<b>DBU Tournament</b>			
2/22	at DBU	W	3-2
2/23	vs UT Arlington	L	10-11
2/24	vs UTSA (10)	W	11-10
2/25	vs Gonzaga (10)	L	7-8

2/27	at Little Rock	L	5-8
3/2	Middle Tennessee	W	6-0
3/4	Middle Tennessee	L	3-7
3/4	Middle Tennessee	W	6-3
3/7	at Oral Roberts	L	4-7
3/9	at Minnesota	L	0-4
3/10	at Minnesota	W	12-0
3/11	at Minnesota	L	4-5
3/13	Little Rock	W	6-5
3/16	South Dakota State	W	5-1
3/17	South Dakota State	W	11-1
3/18	South Dakota State	L	3-6
3/19	at Little Rock	W	11-7
3/20	at Arkansas State	W	5-0
3/21	at Arkansas State	W	12-4
3/23	UNI*	W	4-3
3/24	UNI*	L	8-9
3/25	UNI*	W	12-7
3/27	Kansas	W	7-2
3/28	Saint Louis	W	9-1
3/31	at Illinois State*	L	1-3
3/31	at Illinois State*	L	2-3
4/1	at Illinois State*	L	7-11
4/3	Southeast Missouri	W	16-3
4/4	Southeast Missouri	W	9-5
4/6	Bradley*	W	9-3
4/7	Bradley*	W	3-1
4/8	Bradley*	L	8-9
4/11	at #9 Arkansas	L	0-2
4/14	at DBU	L	2-3
4/14	at DBU	L	4-5
4/17	Missouri	L	1-3
4/18	#7 Arkansas	L	2-16
4/20	#14 Wichita State*	L	1-5
4/21	#14 Wichita State*	L	0-3
4/22	#14 Wichita State*	L	6-11
4/27	at Southern Illinois*	L	3-5
4/28	at Southern Illinois*	L	4-6
4/29	at Southern Illinois*	L	8-10
5/4	at Evansville*	L	6-7
5/5	at Evansville*	L	4-5

5/6	at Evansville*	W	13-2
5/8	Oral Roberts	L	6-9
5/9	at Kansas	L	5-8
5/11	Indiana State*	L	3-4
5/12	Indiana State*	W	4-1
5/13	Indiana State*	L	5-10
5/17	at #27 Creighton*	L	0-1
5/18	at #27 Creighton*	L	2-3
5/19	at #27 Creighton*	W	4-3

**MVC Tournament**

5/23	#12 Wichita State	W	5-2
5/24	Evansville	L	7-11
5/25	Bradley	L	3-8


**2008: 40-17 (.702)**

(\*MVC: 18-6; 2nd)

Coach-Keith Guttin

Captains-Tim Clubb, Brayden Drake, Matt Frevert

Date	Opponent	Result	Score
2/22	at DBU	W	11-10
2/23	at UT Arlington	W	9-6
2/24	vs Little Rock	W	14-8
2/28	at Central Arkansas	L	2-7
2/29	at Central Arkansas	W	11-5
3/1	at Central Arkansas	W	15-4
3/2	at Central Arkansas	L	4-15
3/8	Iowa (7)	W	6-3
3/9	Iowa	W	8-3
3/9	Iowa	W	12-5
3/11	at #25 Oklahoma State	L	10-19
3/12	Kansas	L	7-11
3/14	Northern Colorado	W	14-4
3/15	Northern Colorado	W	5-3
3/15	Northern Colorado	W	8-2
3/19	Arkansas State	W	9-4
3/21	Creighton*	W	9-8
3/22	Creighton*	W	16-3
3/23	Creighton*	L	4-8
3/25	at Southeast Missouri	L	2-6
3/26	at Southeast Missouri	W	7-6
3/28	Southern Illinois*	W	5-2
3/29	Southern Illinois*	L	7-8
3/30	Southern Illinois*	W	5-0
4/1	Arkansas (10)	L	6-7
4/4	at #8 Wichita State* (10)	W	7-6
4/5	at #8 Wichita State*	L	8-19
4/6	at #8 Wichita State*	L	5-9
4/8	Saint Louis	W	7-3
4/9	#12 Missouri	L	4-8
4/11	Evansville*	W	10-4
4/12	Evansville*	W	4-1



Nolan Keane



4/13	Evansville*	W	12-5
4/15	at Little Rock (10)	W	9-5
4/16	at Kansas	L	6-7
4/19	at Bradley*	W	12-2
4/19	at Bradley*	L	6-9
4/20	at Bradley*	W	12-6
4/22	#30 Oral Roberts	W	9-6
4/23	at Saint Louis	W	9-4
4/25	Illinois State*	W	4-1
4/26	Illinois State*	W	3-1
4/27	Illinois State*	W	8-4
4/30	at Arkansas	L	6-14
5/2	at Indiana State*	W	15-6
5/3	at Indiana State*	W	16-4
5/4	at Indiana State*	W	21-10
5/9	Middle Tennessee	W	2-0
5/11	Middle Tennessee	W	4-3
5/11	Middle Tennessee (13)	W	7-6
5/15	at UNI*	W	12-2
5/16	at UNI*	W	3-2
5/17	at UNI*	L	5-10

**MVC Tournament**

5/22	vs Creighton	W	9-5
5/23	at #18 Wichita State	L	3-20
5/23	vs Southern Illinois	W	11-6
5/24	at #18 Wichita State	L	10-12

**2009: 34-20 (.630)**

(\*MVC: 17-5; 1st)

**Coach-Keith Guttin**

Captains-Ben Carlson, Tim Clubb, Braden Drake, Chris Playter

Date	Opponent	Result	Score
2/20	at Middle Tennessee	L	4-19
2/21	at Middle Tennessee	L	6-12
2/22	at Middle Tennessee	L	6-7

**SHSU Bearkat Classic**

2/27	vs Nebraska	L	12-14
2/28	vs St. Mary's	W	17-3
2/28	at Sam Houston State	L	11-15
3/1	vs Nebraska	W	3-2

3/4	Central Arkansas (10)	L	3-4
3/6	North Dakota	L	7-10
3/7	North Dakota	W	8-0
3/8	North Dakota	W	8-2
3/10	South Dakota State	L	5-10
3/11	South Dakota State (12)	L	6-7
3/13	at Oregon State	L	7-8
3/14	at Oregon State	W	5-3

3/15	at Oregon State	W	4-2
3/17	Southeast Missouri	W	13-2
3/18	Southeast Missouri	W	16-3
3/20	Bradley*	W	8-3
3/21	Bradley*	W	15-3
3/22	Bradley*	W	9-2
3/25	at #16 Arkansas	L	0-10
3/29	Oral Roberts	W	10-1
3/29	Oral Roberts	W	3-2
3/31	#14 Arkansas	L	0-2
4/3	at Southern Illinois*	W	10-9
4/4	at Southern Illinois*	W	9-3
4/7	Little Rock	W	10-2
4/8	#17 Oklahoma State	W	4-3
4/11	at Illinois State*	L	7-8
4/11	at Illinois State*	W	8-5
4/12	at Illinois State* (10)	L	5-6
4/14	at Arkansas State	W	4-3
4/15	at Arkansas State	W	14-2
4/17	Wichita State*	W	8-2
4/18	Wichita State*	W	12-8
4/19	Wichita State*	W	2-0
4/22	at #25 Oklahoma State	L	7-10
4/24	at Evansville*	L	8-9
4/25	at Evansville*	W	14-6
4/26	at Evansville*	W	11-3
4/28	Saint Louis	L	3-8
5/1	UNI*	L	5-10
5/2	UNI*	L	3-5
5/5	at Missouri	W	10-5
5/8	at Creighton*	W	6-5
5/9	at Creighton*	W	10-7
5/10	at Creighton*	W	8-3
5/14	Indiana State*	W	9-6
5/15	Indiana State*	W	17-12
5/16	Indiana State*	W	6-1

**MVC Tournament**

5/20	vs Illinois State	W	9-6
5/21	vs Southern Illinois	W	8-4
5/22	vs Creighton (10)	L	6-7

**2010: 21-34 (.382)**

(\*MVC: 6-15; 8th)

**Coach-Keith Guttin**

Captains-Aaron Conway, Pat Doyle, Aaron Meade, Christian Overstreet

Date	Opponent	Result	Score
2/19	at #9 Georgia Tech	L	0-4
2/20	at #9 Georgia Tech	L	3-20
2/21	at #9 Georgia Tech	L	0-13
2/26	at UT Arlington (14)	L	0-1



**Brent Seifert**

2/27	at UT Arlington	L	6-9
2/28	at UT Arlington	W	5-4
3/5	North Dakota State	L	3-6
3/6	North Dakota State	W	6-1
3/6	North Dakota State	W	15-2
3/7	North Dakota State	W	6-2
3/10	at Southeast Missouri	L	11-12
3/12	at Southern Miss	L	3-4
3/13	at Southern Miss	L	0-6
3/14	at Southern Miss	L	4-13
3/16	Arkansas State	W	2-1
3/17	Arkansas State	L	4-5
3/19	vs Wright State	L	2-8
3/19	at Oklahoma State	L	2-8
3/23	Central Arkansas	W	14-5
3/24	Central Arkansas	W	4-2
3/26	Evansville*	W	7-4
3/27	Evansville*	L	4-6
3/28	Evansville*	L	2-3
3/31	at Kansas	L	6-7
4/2	at Oral Roberts	W	13-3
4/3	at Oral Roberts	W	5-1
4/4	Oral Roberts	W	15-1
4/7	Oklahoma State	W	7-5
4/9	at Bradley*	L	0-7
4/10	at Bradley*	L	4-6
4/11	at Bradley*	L	8-9
4/13	Kansas	L	4-6
4/14	Missouri	W	5-4
4/20	at Saint Louis	W	9-6
4/21	SIU Edwardsville	W	5-3
4/23	Creighton*	L	2-8
4/25	Creighton*	W	5-4
4/25	Creighton*	W	6-5
4/28	at #7 Arkansas	L	4-5
4/30	at Indiana State*	L	1-8
5/1	at Indiana State*	L	3-10
5/2	at Indiana State*	W	5-3
5/4	at Missouri	L	6-11
5/7	Illinois State*	L	5-7
5/8	Illinois State*	L	9-11
5/9	Illinois State*	L	1-7
5/14	at Wichita State*	L	0-3
5/15	at Wichita State*	L	0-8
5/16	at Wichita State*	W	10-3
5/20	Southern Illinois*	L	2-13
5/21	Southern Illinois*	L	5-6
5/22	Southern Illinois* (10)	W	6-5

**MVC Tournament**

5/25	at Wichita State	L	2-6
5/26	vs Southern Illinois	W	14-10
5/27	vs Evansville	L	2-7

**2011: 33-23 (.589)**

(\*MVC: 11-9; 4th)

**Coach-Keith Guttin**

Captains-J.C. Casey, Aaron Conway, Kevin Medrano

Date	Opponent	Result	Score
<b>Texas State Tournament</b>			
2/18	vs Air Force	L	2-7
2/18	vs Washington	L	3-6
2/19	at Texas State	W	12-8
2/20	vs Nebraska	L	4-16
<b>UTA Invitational</b>			
2/25	vs DBU	W	17-3
2/26	at UT Arlington	W	3-2
2/27	vs South Dakota State	W	2-0

3/1	at Oklahoma State	W	3-2
3/4	North Dakota	W	9-8
3/5	North Dakota	W	12-4
3/6	North Dakota	W	13-0
3/9	at Arkansas State	L	5-6
3/11	at Southern Miss	L	4-10
3/12	at Southern Miss	L	3-13
3/13	at Southern Miss	L	1-12
3/15	Southeast Missouri (13)	L	7-8
3/16	Southeast Missouri	W	2-1
3/18	Western Illinois	W	9-1
3/19	Western Illinois	W	5-2
3/20	Western Illinois	L	8-9
3/25	at Oral Roberts	W	10-5
3/27	Oral Roberts	W	6-5
3/30	Kansas	W	6-0
4/1	at Saint Louis	W	5-3
4/2	at Saint Louis	L	5-6
4/3	Saint Louis	W	13-11
4/5	at Kansas	W	5-1
4/8	Wichita State*	W	8-6
4/9	Wichita State*	L	1-3
4/10	Wichita State*	W	8-7
4/12	#21 Arkansas	L	1-2
4/16	at Southern Illinois*	W	11-4
4/17	at Southern Illinois*	L	1-11
4/17	at Southern Illinois*	W	5-4
4/19	at Kansas State	L	4-10
4/22	Indiana State*	W	14-2
4/23	Indiana State*	L	6-7
4/23	Indiana State*	W	4-1
4/27	at Missouri	W	5-2
4/29	at Evansville*	L	1-3
4/30	at Evansville*	L	4-5
5/3	Missouri	W	5-0
5/6	at Illinois State*	W	10-3
5/7	at Illinois State*	W	6-3
5/8	at Illinois State*	L	3-8
5/13	Bradley*	W	5-4
5/14	Bradley*	W	2-1



**Kevin Medrano**



Luke Voit

5/15	Bradley*	W	7-4
5/17	Oklahoma State	W	4-3
5/19	at Creighton*	L	2-3
5/20	at Creighton*	L	1-3
5/21	at Creighton*	L	1-3
<b>MVC Tournament</b>			
5/24	vs Southern Illinois	W	6-4
5/25	at #30 Creighton	W	10-3
5/26	at #30 Creighton	L	5-6
5/27	at #30 Creighton (12)	L	3-4

**2012: 40-22 (.645)**

(\*MVC: 13-7; 2nd)

Coach-Keith Guttin

Captains-Brock Chaffin, Brett Marshall, Kevin Medrano, Brent Seifert

Date	Opponent	Result	Score
<b>Red Raider Classic</b>			
2/17	vs Tennessee Tech	L	2-3
2/17	at Texas Tech	L	1-4
2/18	vs Tennessee Tech	W	10-8
2/19	at Texas Tech	W	4-2

**UTA Invitational**

2/24	vs Stephen F. Austin	W	5-4
2/24	vs Stephen F. Austin	W	8-3
2/25	at UT Arlington	W	9-4
2/26	vs Houston Baptist	L	5-11

2/29	at Oklahoma State	W	7-1
3/2	at Northwestern State	W	8-3
3/3	at Northwestern State	W	3-2
3/4	at Northwestern State	W	9-1
3/6	Oklahoma State	W	5-2
3/9	SIU Edwardsville	W	3-0
3/10	SIU Edwardsville	L	1-3
3/10	SIU Edwardsville	W	10-7
3/13	#28 Purdue	L	2-4
3/15	at Oral Roberts	L	0-1
3/16	at Oral Roberts	W	5-3
3/17	Oral Roberts	W	5-0
3/18	Oral Roberts	W	3-2
3/20	at Southeast Missouri	W	8-1
3/23	Creighton*	W	3-0
3/24	Creighton*	W	7-0
3/25	Creighton*	W	5-3
3/27	Kansas	W	9-8
3/30	at DBU	L	5-6
3/31	at DBU	W	8-4
4/1	at DBU	L	6-10
4/3	Arkansas State	W	5-2
4/4	Arkansas State	W	12-5
4/6	at Bradley*	L	1-2
4/7	at Bradley*	W	12-2
4/8	at Bradley*	L	3-4

4/11	Kansas State	W	3-0
4/13	Illinois State*	W	14-4
4/14	Illinois State*	W	10-4
4/17	Saint Louis	L	0-1
4/20	at Wichita State*	W	6-0
4/21	at Wichita State*	W	7-2
4/22	at Wichita State*	L	2-3
4/25	Missouri (11)	L	3-4
4/27	Southern Illinois*	W	1-0
4/28	Southern Illinois*	L	3-8
4/29	Southern Illinois*	W	12-6

**Jayhawk Classic**

5/4	vs Air Force	W	7-0
5/5	vs Air Force	W	11-3
5/6	at Kansas (11)	W	6-3
5/9	at Missouri	L	5-10
5/11	Evansville*	W	2-0
5/12	Evansville*	L	1-3
5/13	Evansville*	L	0-1
5/17	at Indiana State*	L	3-6
5/18	at Indiana State*	W	7-5
5/19	at Indiana State*	W	5-0

**MVC Tournament**

5/22	Bradley	L	3-5
5/23	Wichita State	W	7-0
5/24	Bradley (13)	W	11-8
5/24	Southern Illinois (10)	L	2-3

**NCAA Coral Gables Regional**

6/1	vs #15 UCF	L	1-2
6/2	at #22 Miami (Fla.)	W	12-2
6/3	vs #29 Stony Brook	L	7-10

**2013: 31-23 (.574)**

(\*MVC: 12-9; 4th)

Coach-Keith Guttin

Captains-Luke Voit, Grant Gordon, Cody Schumacher

Date	Opponent	Result	Score
<b>CenturyLink Bobcat Invitational</b>			
2/15	at Texas State (11)	W	3-2
2/16	vs Sam Houston State	W	3-2
2/17	vs Tulane	L	4-6

**Southern Miss Invitational**

2/22	vs Alcorn State	W	8-1
2/23	at #28 Southern Miss	W	5-1
2/24	vs Eastern Illinois	W	5-4

3/1	vs Northwestern State	W	14-3
3/2	vs Northwestern State	L	3-11
3/3	vs Northwestern State	W	5-0
3/5	at #27 Oklahoma State (10)	L	4-5
3/8	Northwestern (10)	W	2-1

3/9	Northwestern	W	7-5
3/10	Northwestern	W	3-2
3/12	at Arkansas State (11)	W	6-2
3/13	at Arkansas State	L	5-7
3/15	Western Illinois	W	3-2
3/16	Western Illinois	W	10-4
3/16	Western Illinois	L	3-6
3/19	at New Mexico (11)	L	5-6
3/19	at New Mexico	W	8-2
3/27	Southeast Missouri	W	11-4
3/29	Indiana State*	W	3-0
3/30	Indiana State*	W	5-1
3/31	Indiana State* (11)	W	8-7
4/5	at Illinois State*	L	1-2
4/6	at Illinois State*	L	0-6
4/7	at Illinois State*	W	8-3
4/9	Missouri	L	4-5
4/12	at Southern Illinois*	W	7-3
4/13	at Southern Illinois*	W	14-6
4/14	at Southern Illinois*	L	5-8
4/16	#27 Oklahoma State	L	4-6
4/19	Bradley*	W	5-2
4/20	Bradley*	W	12-2
4/21	Bradley*	W	6-2
4/24	at Missouri	W	4-2
4/26	at Evansville*	W	9-5
4/27	at Evansville*	L	1-2
4/28	at Evansville*	W	2-1
4/30	at #16 Arkansas	L	3-6
5/4	Wichita State*	L	2-3
5/5	Wichita State*	L	9-11
5/5	Wichita State*	L	0-3
5/7	Oral Roberts	L	1-4
5/8	Oral Roberts	L	3-5
5/10	Wright State	W	6-1
5/11	Wright State	W	3-1
5/12	Wright State	L	4-6
5/16	at Creighton*	L	3-4
5/17	at Creighton*	W	3-2
5/18	at Creighton*	L	3-6

**MVC Tournament**

5/21	vs Evansville	W	2-1
5/22	at Illinois State	L	1-6
5/23	vs Evansville	L	2-4

**2014: 26-31 (.456)**

(\*MVC: 9-12; 6th)

Coach-Keith Guttin

Captains-Joey Hawkins, Clay Murphy, Cody Schumacher, Conor Smith

Date	Opponent	Result	Score
2/14	at Central Arkansas	W	11-5
2/15	at Central Arkansas	W	6-4
2/16	at Central Arkansas	L	4-6

**Lobo Invitational**

2/21	vs Northern Illinois	W	9-8
2/22	vs Northern Illinois	W	11-0
2/22	at New Mexico	W	6-1
2/23	at New Mexico	L	0-7
2/25	at Oral Roberts (10)	W	3-2

**Bourland-Ardoin Classic**

2/28	at Abilene Christian	W	12-0
3/1	vs Kansas State	L	3-8


**UTA Hilton Invitational**

3/7	vs Abilene Christian	W	12-3
3/8	at UT Arlington	L	5-6
3/9	vs Utah	L	3-7

3/11	at Southeast Missouri	L	5-6
3/14	DBU	L	0-1
3/15	DBU	L	0-2
3/15	DBU	L	0-1
3/18	#20 Oklahoma State	L	0-6
3/21	at Wichita State*	L	0-5
3/22	at Wichita State*	L	1-5
3/23	at Wichita State*	W	4-3
3/25	at #24 Oklahoma State (11)	L	2-3
3/26	Arkansas State	W	5-4
3/28	Southern Illinois*	W	8-3
3/29	Southern Illinois* (11)	L	5-9
3/30	Southern Illinois* (10)	W	6-5
4/1	Saint Louis	W	8-0
4/2	at Oral Roberts	L	1-4
4/8	at Missouri	L	4-9
4/11	at Bradley*	W	6-5
4/12	at Bradley*	L	5-6
4/12	at Bradley*	W	7-2
4/15	Missouri	W	9-0
4/18	Illinois State*	W	4-2
4/19	Illinois State*	L	1-6
4/20	Illinois State*	L	1-7



Tate Matheny



Jake Burger

4/23	at Kansas	W	6-5
4/25	at UT Martin	L	3-4
4/26	at UT Martin	W	7-5
4/29	Arkansas	L	1-4
4/30	at Little Rock	L	6-10
5/2	at DBU*	L	5-6
5/3	at DBU*	L	0-1
5/4	at DBU*	W	10-5
5/6	Oral Roberts	L	1-5
5/7	Kansas	W	5-3
5/9	at Indiana State*	L	7-10
5/10	at Indiana State*	L	5-6
5/11	at Indiana State*	L	3-4
5/15	Evansville*	L	0-1
5/16	Evansville*	W	8-1
5/17	Evansville*	W	9-8

**MVC Tournament**

5/20	vs #30 DBU (10)	L	2-3
5/21	at Indiana State	W	9-1
5/22	vs Bradley	W	7-2
5/23	vs #30 DBU (10)	W	5-3
5/23	vs #30 DBU	L	4-9

**2015: 49-12 (.803)**

(\*MVC: 18-3; 1st)

Coach-Keith Guttin

Captains-Eric Chery, Joey Hawkins, Tate Matheny

Date	Opponent	Result	Score
<b>SFA Tipton Ford Classic</b>			
2/13	vs. UT Arlington	W	7-2
2/14	at Stephen F. Austin	W	5-4
2/15	vs. Washington State	W	12-0
2/21	vs. Iowa	L	5-6
2/21	vs. Little Rock	W	17-4
2/25	at Oklahoma State	L	2-7
2/27	vs. Central Arkansas	W	6-4
2/28	vs. Central Arkansas	W	10-1
3/1	vs. Central Arkansas	L	4-6
3/6	vs. Wright State (10)	L	2-3
3/6	vs. Wright State	W	14-4
3/7	vs. Wright State	W	3-2
3/11	at Arkansas State	W	6-3
3/13	at Kansas State	L	0-4
3/14	at Kansas State	L	6-10
3/15	at Kansas State	W	10-7
3/17	Little Rock	W	10-3
3/20	Indiana State*	W	4-1
3/21	Indiana State*	L	2-3
3/22	Indiana State*	W	6-1
3/24	Kansas	W	15-9
3/27	at Jacksonville (10)	W	12-6
3/28	at Jacksonville	W	6-0
3/29	at Jacksonville	W	8-1
3/31	at Arkansas	W	2-0

4/2	#16 DBU*	W	5-4
4/3	#16 DBU* (10)	W	4-3
4/4	#16 DBU* (13)	L	4-5
4/7	Southeast Missouri	W	2-1
4/10	at Evansville*	W	13-2
4/11	at Evansville* (10)	W	7-5
4/12	at Evansville*	W	2-0
4/15	at Kansas	W	3-0
4/17	UT Martin	L	2-6
4/18	UT Martin	W	6-3
4/19	UT Martin	W	5-4
4/21	at #30 Missouri	W	9-8
4/24	at Illinois State* (10)	W	8-3
4/25	at Illinois State*	L	1-4
4/26	at Illinois State*	W	7-4
4/28	Missouri	W	13-8
5/1	Wichita State*	W	8-3
5/2	Wichita State*	W	9-1
5/3	Wichita State* (10)	W	3-2
5/5	at Saint Louis	W	8-2
5/8	at Southern Illinois*	W	1-0
5/9	at Southern Illinois*	W	5-0
5/10	at Southern Illinois*	W	5-3
5/14	Bradley*	W	2-0
5/15	Bradley*	W	9-2
5/16	Bradley*	W	9-4

**MVC Tournament**

5/20	vs. Southern Illinois	W	7-0
5/21	at Wichita State	W	8-1
5/22	at Wichita State	W	6-4
5/24	vs. Bradley	W	5-2

**NCAA Springfield Regional**

5/30	Canisius	W	14-1
5/30	#24 Iowa	W	5-3
5/31	#24 Iowa	W	3-2

**NCAA Fayetteville Super Regional**

6/5	at #22 Arkansas	L	4-18
6/6	at #22 Arkansas	W	3-1
6/7	at #22 Arkansas	L	2-3

**2016: 38-21 (.644)**

(\*MVC: 7-13; t-7th)

Coach-Keith Guttin

Captains-Jake Burger, Sam Perez, Bryan Young

Date	Opponent	Result	Score
2/19	at Central Arkansas	W	12-1
2/20	at Central Arkansas	W	6-5
2/20	at Central Arkansas	W	10-6
<b>Governors Challenge</b>			
2/26	vs. UConn	L	4-12
2/27	vs. Alcorn State	W	13-1
2/28	at Austin Peay	W	11-4
3/2	Oral Roberts	W	5-0

3/4	SIU Edwardsville	W	6-2
3/5	SIU Edwardsville	W	12-5
3/6	SIU Edwardsville	W	11-1
3/8	#26 Oklahoma State (10)	L	5-6
3/12	at Memphis	W	6-4
3/13	at Memphis	W	7-4
3/13	at Memphis	W	8-7
3/15	Western Illinois	W	13-4
3/16	Western Illinois	W	15-3
3/18	Iowa	W	4-1
3/19	Iowa	W	5-4
3/20	Iowa	W	8-6
3/22	Arkansas State	W	15-11
3/25	Minnesota	W	5-4
3/26	Minnesota	L	5-12
3/26	Minnesota	L	5-7
3/29	at Kansas	L	1-2
3/31	Central Michigan	W	2-0
4/1	Central Michigan	W	9-1
4/2	Central Michigan	W	7-1
4/5	Saint Louis	W	15-4
4/6	Kansas	W	18-11
4/8	at Bradley*	W	8-3
4/9	at Bradley*	L	1-2
4/12	Missouri	W	16-1
4/15	at Wichita State*	L	2-9
4/16	at Wichita State*	W	6-1
4/16	at Wichita State*	L	1-11
4/22	Evansville*	L	5-14
4/23	Evansville*	W	10-6
4/24	Evansville*	L	1-7
4/26	at Missouri	L	9-17
4/29	at Indiana State*	L	6-7
4/29	at Indiana State*	L	1-2
5/1	at Indiana State*	L	2-4
5/3	Arkansas	W	14-6
5/6	Southern Illinois*	L	4-5
5/7	Southern Illinois*	L	10-12
5/8	Southern Illinois*	L	8-14
5/13	at DBU*	L	5-9
5/14	at DBU*	L	2-7
5/15	at DBU*	W	5-3
5/17	at Arkansas	W	8-2
5/19	Illinois State*	W	9-2
5/20	Illinois State*	W	17-5
5/21	Illinois State*	W	5-2

**MVC Tournament**

5/25	at Indiana State	W	12-4
5/26	vs. Bradley	L	10-0
5/27	at Indiana State	W	11-4
5/27	vs. Bradley	W	13-3
5/28	vs. Bradley	W	3-2
5/28	vs. DBU (12)	L	3-4


**2017: 43-20 (.683)**

(\*MVC: 18-1; 1st)

Coach-Keith Guttin

Captains-Jake Burger, Aaron Meyer, Bryan Young

Date	Opponent	Result	Score
<b>Lake View Classic</b>			
2/17	vs. Rhode Island	W	12-1
2/18	vs. Stony Brook	W	7-0
2/19	at McNeese State	L	3-4
2/21	at Oral Roberts	W	9-5
<b>Mule Mix Classic</b>			
2/24	at Belmont	W	7-5
2/25	at Lipscomb (11)	W	6-4
2/26	at Middle Tennessee	W	5-0
3/1	at Arkansas State	W	13-0
3/3	Central Arkansas	W	5-0
3/4	Central Arkansas	W	5-3
3/5	Central Arkansas	W	4-0
3/7	at #18 Oklahoma State	L	3-7
3/10	at Minnesota	L	2-5
3/11	at Minnesota	W	7-2
3/12	at Minnesota	W	12-3
3/15	at Southeast Missouri	L	4-5
3/17	Memphis	W	9-5
3/18	Memphis	L	5-6
3/19	Memphis	L	4-5
3/21	New Orleans	W	7-2
3/24	at Central Michigan	W	12-1
3/24	at Central Michigan	L	1-2
3/26	at Central Michigan	L	4-7
3/28	Oral Roberts	L	1-3
3/31	Bradley* (11)	W	5-3
4/1	Bradley*	W	13-3
4/2	Bradley*	W	9-2
4/4	Kansas	L	2-4
4/7	DBU*	W	5-1
4/8	DBU*	W	11-8
4/9	DBU*	W	7-3
4/11	#11 Arkansas	L	4-12
4/13	at New Mexico	L	8-17
4/14	at New Mexico	L	5-9
4/15	at New Mexico	W	8-0
4/17	at Saint Louis	W	15-8
4/18	at Missouri	W	5-3
4/22	Wichita State*	W	12-5
4/23	Wichita State*	W	13-4
4/23	Wichita State*	W	8-1
4/25	Missouri	W	5-1
4/28	at Evansville*	W	13-8



Dylan Coleman



4/29	at Evansville*	W	9-5
5/2	at Kansas	L	5-8
5/5	at Southern Illinois*	W	7-5
5/6	at Southern Illinois*	W	19-9
5/7	at Southern Illinois* (11)	W	7-4
5/12	Indiana State*	W	14-4
5/13	Indiana State*	W	4-1
5/14	Indiana State*	W	5-2
5/18	at Illinois State*	W	8-5
5/19	at Illinois State*	L	4-8

**MVC Tournament**

5/24	Illinois State*	L	0-1
5/25	Southern Illinois	W	13-3
5/26	Wichita State	W	6-3
5/26	Illinois State	W	8-6
5/28	Illinois State	L	2-7

**NCAA Fayetteville Regional**

6/2	vs. Oklahoma State	W	6-5
6/3	at #11 Arkansas	W	5-4
6/4	at #11 Arkansas	L	10-11
6/5	at #11 Arkansas	W	3-2

**NCAA Fort Worth Super Regional**

6/10	at #5 TCU	L	2-3
6/11	at #5 TCU	L	1-8

**2018: 40-17 (.702)**

(\*MVC: 18-3; 1st)

**Coach-Keith Guttin**

Captains-Jeremy Eierman, Jake Fromson, Landan Ruff

Date	Opponent	Result	Score
<b>Cardinal Classic</b>			
2/16	vs. Texas Southern	W	8-2
2/16	at Lamar	W	11-2
2/17	at Lamar	L	0-8
2/18	vs. Texas Southern	W	6-5
2/25	at Central Arkansas (10)	L	0-1
2/25	at Central Arkansas	W	5-2

**Keith LeClair Classic**

3/2	vs. Saint Joseph's	L	3-6
3/3	at #24 ECU	W	7-4
3/4	vs. Pepperdine	W	8-7
3/7	Oklahoma State	L	8-10
3/9	#30 Arkansas State	W	12-4
3/10	#30 Arkansas State	L	1-4
3/11	#30 Arkansas State	W	5-4
3/13	Oral Roberts	W	6-5
3/14	vs. Iowa	W	8-3
3/17	vs. Seton Hall	W	14-2
3/17	at Oklahoma State	L	2-4
3/20	Southeast Missouri	W	10-5
3/21	Murray State (10)	W	5-4
3/23	Cal State Northridge	W	3-2
3/24	Cal State Northridge	W	5-0
3/25	Cal State Northridge	W	8-2
3/27	at Kansas	W	12-2
3/30	at Indiana State*	W	4-3
3/30	at Indiana State* (11)	W	5-4
3/31	at Indiana State*	L	4-6
4/6	Evansville*	W	6-5
4/7	Evansville*	W	8-2
4/8	Evansville*	W	11-4
4/10	#28 Missouri	L	6-8
4/13	#7 Oregon State	L	6-17
4/14	#7 Oregon State	L	2-10
4/17	at #3 Arkansas	L	7-11
4/20	Illinois State*	W	4-2
4/21	Illinois State*	W	6-3
4/21	Illinois State*	W	12-3
4/24	at Missouri	L	2-8
4/27	at Bradley*	W	5-4
4/28	at Bradley*	L	0-2
4/29	at Bradley*	W	13-2
5/2	Kansas	L	4-9
5/4	at Valparaiso*	W	6-5
5/5	at Valparaiso*	W	6-4
5/6	at Valparaiso*	W	6-2
5/11	Southern Illinois*	W	5-3

5/12	Southern Illinois*	W	14-9
5/13	Southern Illinois*	W	8-3
5/17	at DBU*	W	9-5
5/18	at DBU*	L	2-12
5/19	at DBU*	W	10-4

**MVC Tournament**

5/23	vs. Evansville	W	10-0
5/24	vs. Indiana State	W	4-2
5/25	vs. Indiana State	W	9-6
5/27	at DBU (10)	W	7-6

**NCAA Oxford Regional**

6/2	vs. #20 Tennessee Tech	L	4-6
6/3	vs. Saint Louis	W	9-8
6/3	vs. #20 Tennessee Tech	L	1-2

**2019: 20-36 (.357)**

(\*MVC: 10-11; 6th)

**Coach-Keith Guttin**

Captains-Drew Millas, John Privitera, Ben Whetstone

Date	Opponent	Result	Score
<b>Texas State Tournament</b>			
2/15	vs. Nevada	L	4-16
2/16	vs. Utah	W	6-2
2/17	at Texas State	L	0-10

**Tony Gwynn Legacy**

2/22	vs. #24 Cal State Fullerton	L	0-7
2/23	at San Diego	L	4-14
2/24	vs. Fresno State	L	2-3

2/26	Central Arkansas	W	9-7
2/27	Central Arkansas	W	15-3
3/1	#30 UC Irvine	L	2-3
3/1	#30 UC Irvine (11)	L	1-4
3/8	at Arkansas State	L	2-14
3/10	at Arkansas State	L	4-16
3/11	at Arkansas State	L	4-6
3/12	at Oklahoma State	L	2-13
3/13	at Oral Roberts	W	11-2
3/15	at Oklahoma	W	11-8
3/16	at Oklahoma	L	2-11
3/17	at Oklahoma	L	1-6
3/22	at #28 UC Santa Barbara	L	3-7
3/23	at #28 UC Santa Barbara	L	3-5
3/24	at #28 UC Santa Barbara	L	1-11
3/26	#8 Arkansas	L	2-8
3/27	Kansas	L	5-9
3/29	Indiana State (11)	W	6-5
3/31	Indiana State (12)	W	1-0
3/31	Indiana State	L	0-12
4/2	at Southeast Missouri	W	8-2
4/3	at Murray State	W	15-10
4/5	at Southern Illinois*	W	10-5
4/6	at Southern Illinois*	W	13-4
4/6	at Southern Illinois*	L	2-4
4/9	at Kansas	L	6-11
4/12	at Illinois State*	L	1-7
4/13	at Illinois State*	L	5-7
4/13	at Illinois State*	L	3-5
4/16	#21 Missouri	L	6-14
4/18	New Orleans	W	8-3
4/19	New Orleans	W	6-1
4/20	New Orleans	L	12-20
4/23	at Missouri	L	2-6
4/26	Bradley*	L	9-10
4/27	Bradley*	L	9-16
4/28	Bradley*	L	5-6
5/2	DBU*	L	1-6
5/4	DBU*	W	4-3
5/4	DBU*	W	6-0
5/7	Wichita State (10)	L	4-9
5/10	at Evansville* (12)	L	3-4
5/11	at Evansville*	W	10-9
5/12	at Evansville*	L	3-4
5/16	Valparaiso*	W	5-4
5/17	Valparaiso*	W	11-4
5/18	Valparaiso*	W	8-6

**MVC Tournament**

5/21	vs. Valparaiso	W	7-1
5/22	vs. DBU	L	0-1
5/23	vs. Southern Illinois	L	9-10

**2020: 9-8 (.529)**

(\*MVC: 0-0)

**Coach-Keith Guttin**

Captains-Logan Geha, John Privitera, Ben Whetstone

Date	Opponent	Result	Score
2/14	at Central Arkansas	W	1-0
2/15	at Central Arkansas	W	6-2
2/16	at Central Arkansas	L	2-5

**Surface Classic**

2/20	at Austin Peay	W	4-1
2/21	at Belmont (11)	L	0-1
2/22	at Lipscomb	L	0-4
2/23	at Middle Tennessee	L	0-4

2/25	at Oral Roberts	W	6-3
2/28	at Rice	L	4-12
2/29	at Rice	W	9-3
3/1	at Rice	L	1-5
3/3	at Oklahoma State	W	11-10
3/6	Maine	W	6-2
3/7	Maine	L	2-4
3/8	Maine	W	4-1
3/10	Oral Roberts	L	0-2
3/11	SIU Edwardsville	W	13-3

NOTE: The 2020 season was cancelled on March 12 due to the COVID-19 pandemic

**2021: 21-23 (.477)**

(\*MVC: 0-0)

**Coach-Keith Guttin**

Captains-Forrest Barnes, Logan Geha, Ben Whetstone


Date	Opponent	Result	Score
2/23	at Oral Roberts	W	8-2
2/24	at Oral Roberts	W	14-11
2/26	Central Arkansas	W	6-1
2/27	Central Arkansas	L	2-5
2/28	Central Arkansas	W	12-2
3/2	#14 Oklahoma State	L	0-7
3/6	vs. Tarleton State	L	5-7
3/7	at Central Arkansas	W	15-9
3/9	at Arkansas State	L	2-10
3/10	at Arkansas State	L	3-7
3/16	Oral Roberts	W	5-1

3/19	at Southern Miss	L	1-2
3/20	at Southern Miss	L	0-5
3/21	at Southern Miss	L	1-3
3/23	at #18 Oklahoma State	W	11-8
3/30	at Southeast Missouri (10)	W	9-8
4/1	Bradley*	W	5-4
4/2	Bradley* (7)	L	1-10
4/2	Bradley*	W	4-3
4/3	Bradley*	L	7-10
4/6	Drury	W	9-8
4/13	at Missouri	W	7-5
4/16	at Evansville*	W	5-3
4/17	at Evansville* (7)	W	3-0
4/17	at Evansville*	L	2-4
4/18	at Evansville*	W	9-5
4/30	at Southern Illinois*	L	2-3
5/1	at Southern Illinois* (7)	L	5-6
5/1	at Southern Illinois*	L	0-4
5/2	at Southern Illinois*	L	0-5
5/5	at Kansas	L	1-3
5/7	Indiana State*	L	2-7
5/7	Indiana State* (8)	W	4-3
5/8	Indiana State*	L	2-13
5/9	Indiana State*	L	2-5
5/14	at Illinois State*	L	2-4
5/15	at Illinois State* (8)	L	3-4
5/15	at Illinois State*	L	1-3
5/16	at Illinois State*	W	2-1
5/20	Valparaiso*	W	2-1
5/21	Valparaiso* (8)	W	7-6
5/21	Valparaiso*	W	9-4
5/22	Valparaiso*	W	2-1

**MVC Tournament**

5/25	vs. Valparaiso (10)	L	4-6
------	---------------------	---	-----

# opponent rankings: Collegiate Baseball (1998-2001), NCBA (2002-present)





**MIAA**

**1969 MIAA Championship**  
**Springfield, Mo.**  
*(MSU defeated Northwest Missouri State, 2-0)*  
 Missouri State 4, Northwest Missouri State 3  
 Missouri State 5, Northwest Missouri State 2

**1970 MIAA Championship**  
**Warrensburg, Mo.**  
*(MSU defeated Central Missouri, 2-0)*  
 Missouri State 2, Central Missouri 1  
 Missouri State 3, Central Missouri 1

**1979 MIAA Championship**  
**Springfield, Mo.**  
*(MSU defeated Northwest Missouri State, 2-1)*  
 Missouri State 8, Northwest Missouri State 5  
 Northwest Missouri State 4, Missouri State 2  
 Missouri State 10, Northwest Missouri State 9

**1980 MIAA Championship**  
**Maryville, Mo.**  
*(Northwest Missouri State defeated MSU, 2-0)*  
 Northwest Missouri State 8, Missouri State 5  
 Northwest Missouri State 8, Missouri State 5

**1981 MIAA Championship**  
**Springfield, Mo.**  
*(Central Missouri defeated MSU, 2-1)*  
 Central Missouri 9, Missouri State 6  
 Missouri State 16, Central Missouri 13  
 Central Missouri 16, Missouri State 3

**Mid-Continent Conference**

**1984 MCC Tournament**  
**Chicago, Ill.**  
*(MSU won championship)*  
 Eastern Illinois 5, Missouri State 3  
 Missouri State 11, Cleveland State 5  
 Missouri State 14, UIC 2  
 Missouri State 6, Western Illinois 1  
 Missouri State 1, Eastern Illinois 0  
 Missouri State 7, UNI 2  
 Missouri State 17, UNI 0

**1985 MCC Tournament**  
**Charleston, Ill.**  
*(MSU won championship)*  
 Missouri State 2, Valparaiso 1  
 Missouri State 4, Eastern Illinois 2  
 Missouri State 3, Eastern Illinois 2


**1986 MCC Tournament**  
**Chicago, Ill.**  
*(MSU won championship)*  
 Missouri State 3, UIC 0  
 Missouri State 9, Western Illinois 4  
 Missouri State 8, Western Illinois 7

**1987 MCC Tournament**  
**Chicago, Ill.**  
*(MSU won championship)*  
 Missouri State 4, Valparaiso 2  
 Missouri State 22, Eastern Illinois 11  
 Missouri State 10, Eastern Illinois 9 (13 inn.)

**1988 MCC Tournament**  
**Chicago, Ill.**  
*(MSU won championship)*  
 Missouri State 5, UIC 1  
 Missouri State 4, Eastern Illinois 3  
 Eastern Illinois 15, Missouri State 5  
 Missouri State 9, Eastern Illinois 2

**1989 MCC Tournament**  
**Chicago, Ill.**  
*(MSU won championship)*  
 Missouri State 1, UIC 0  
 Missouri State 6, Cleveland State 3  
 Eastern Illinois 15, Missouri State 5  
 Missouri State 5, Eastern Illinois 1

**1990 MCC Tournament**  
**Chicago, Ill.**  
*(MSU finished second)*  
 Missouri State 5, Akron 4  
 UIC 5, Missouri State 4  
 Missouri State 9, Eastern Illinois 2  
 UIC 4, Missouri State 0



**Missouri Valley Conference**

**1991 MVC Tournament**  
**Wichita, Kan.**  
*(MSU finished 0-2)*  
 Bradley 10, Missouri State 4  
 Indiana State 4, Missouri State 2

**1992 MVC Tournament**  
**Wichita, Kan.**  
*(MSU finished 0-2)*  
 Indiana State 5, Missouri State 0  
 Wichita State 8, Missouri State 4

**1993 MVC Tournament**  
**Wichita, Kan.**  
*(MSU finished 0-2)*  
 Creighton 8, Missouri State 3  
 Illinois State 5, Missouri State 3

**1994 MVC Tournament**  
**Wichita, Kan.**  
*(MSU finished 0-2)*  
 Southern Illinois 3, Missouri State 1  
 Wichita State 1, Missouri State 0

**1995 MVC Tournament**  
**Springfield, Ill.**  
*(MSU finished 3-2)*  
 Missouri State 5, Evansville 1  
 Missouri State 7, Creighton 5  
 Missouri State 3, Creighton 2  
 Indiana State 12, Missouri State 7  
 Indiana State 9, Missouri State 5

**1996 MVC Tournament**  
**Wichita, Kan.**  
*(MSU won championship)*  
 Missouri State 21, Bradley 5  
 Missouri State 22, Evansville 4  
 Missouri State 8, Wichita State 7  
 Bradley 11, Missouri State 10  
 Missouri State 13, Bradley 6

**1997 MVC Tournament**  
**Wichita, Kan.**  
*(MSU won championship)*  
 Missouri State 4, Illinois State 2  
 Southern Illinois 5, Missouri State 4  
 Missouri State 13, Evansville 4  
 Missouri State 17, Southern Illinois 11  
 Missouri State 8, Wichita State 4

**1998 MVC Tournament**  
**Evansville, Ind.**  
*(MSU finished 2-2)*  
 Missouri State 12, Illinois State 11  
 Missouri State 16, Indiana State 6  
 Wichita State 19, Missouri State 9  
 Evansville 11, Missouri State 10

**1999 MVC Tournament**  
**Wichita, Kan.**  
*(MSU finished 1-2)*  
 Illinois State 9, Missouri State 0  
 Missouri State 10, Bradley 9  
 Creighton 11, Missouri State 2

**2000 MVC Tournament**  
**Wichita, Kan.**  
*(MSU finished 1-2)*  
 Missouri State 9, Evansville 4  
 Indiana State 6, Missouri State 4  
 Wichita State 7, Missouri State 3

**2001 MVC Tournament**  
**Wichita, Kan.**  
*(MSU finished 1-2)*  
 Indiana State 6, Missouri State 4  
 Missouri State 7, Wichita State 3  
 Evansville 3, Missouri State 2

**2002 MVC Tournament**  
**Wichita, Kan.**  
*(MSU finished 4-2)*  
 Missouri State 14, Southern Illinois 7  
 Missouri State 11, Indiana State 5  
 Wichita State 3, Missouri State 0  
 Missouri State 5, Indiana State 2  
 Missouri State 12, Wichita State 8 (10 inn.)  
 Wichita State 7, Missouri State 6 (11 inn.)

**2003 MVC Tournament**  
**Wichita, Kan.**  
*(MSU finished 2-2)*  
 Missouri State 5, Creighton 1  
 Missouri State 11, UNI 6  
 Southern Illinois 9, Missouri State 4  
 Wichita State 9, Missouri State 8 (11 inn.)

**2004 MVC Tournament**  
**Springfield, Mo.**  
*(MSU finished 1-2)*  
 Southern Illinois 3, Missouri State 1  
 Missouri State 11, Evansville 6  
 Wichita State 15, Missouri State 1

**2006 MVC Tournament**  
**Wichita, Kan.**  
*(MSU finished 3-2)*  
 Missouri State 7, Southern Illinois 5  
 Missouri State 3, Creighton 1  
 Missouri State 8, Bradley 3  
 Evansville 8, Missouri State 4  
 Evansville 2, Missouri State 1

**2007 MVC Tournament**  
**Springfield, Mo.**  
*(MSU finished 1-2)*  
 Missouri State 5, Wichita State 2  
 Evansville 11, Missouri State 7  
 Bradley 8, Missouri State 3

**2008 MVC Tournament**  
**Wichita, Kan.**  
*(MSU finished 2-2)*  
 Missouri State 9, Creighton 5  
 Wichita State 20, Missouri State 3  
 Missouri State 11, Southern Illinois 6  
 Wichita State 12, Missouri State 10

**2009 MVC Tournament**  
**Wichita, Kan.**  
*(MSU finished 2-1)*  
 Missouri State 9, Illinois State 6  
 Missouri State 8, Southern Illinois 4  
 Creighton 7, Missouri State 6 (10 inn.)

**2010 MVC Tournament**  
**Wichita, Kan.**  
*(MSU finished 1-2)*  
 Wichita State 6, Missouri State 2  
 Missouri State 14, Southern Illinois 10  
 Evansville 7, Missouri State 2

**2011 MVC Tournament**  
**Omaha, Neb.**  
*(MSU finished 2-2)*  
 Missouri State 6, Southern Illinois 4  
 Missouri State 10, Creighton 3  
 Creighton 6, Missouri State 5  
 Creighton 4, Missouri State 3 (12 inn.)

**2012 MVC Tournament**  
**Springfield, Mo.**  
*(MSU finished 2-2)*  
 Bradley 5, Missouri State 3  
 Missouri State 7, Wichita State 0  
 Missouri State 11, Bradley 8 (13 inn.)  
 Southern Illinois 3, Missouri State 2 (10 inn.)

**2013 MVC Tournament**  
**Normal, Ill.**  
*(MSU finished 1-2)*  
 Missouri State 2, Evansville 1  
 Illinois State 6, Missouri State 1  
 Evansville 4, Missouri State 2

**2014 MVC Tournament**  
**Terre Haute, Ind.**  
*(MSU finished 3-2)*  
 DBU 3, Missouri State 2 (10 inn.)  
 Missouri State 9, Indiana State 1  
 Missouri State 7, Bradley 2  
 Missouri State 5, DBU 3 (10 inn.)  
 DBU 9, Missouri State 4

**2015 MVC Tournament**  
**Wichita, Kan.**  
*(MSU won championship)*  
 Missouri State 7, Southern Illinois 0  
 Missouri State 8, Wichita State 1  
 Missouri State 6, Wichita State 4  
 Missouri State 5, Bradley 2

**2016 MVC Tournament**  
**Terre Haute, Ind.**  
*(MSU finished 4-2)*  
 Missouri State 12, Indiana State 4  
 Bradley 10, Missouri State 0  
 Missouri State 11, Indiana State 4  
 Missouri State 13, Bradley 3  
 Missouri State 3, Bradley 2  
 DBU 4, Missouri State 3 (12 inn.)

**2017 MVC Tournament**  
**Springfield, Mo.**  
*(MSU finished 3-2)*  
 Illinois State 1, Missouri State 0  
 Missouri State 13, Southern Illinois 3  
 Missouri State 6, Wichita State 3  
 Missouri State 8, Illinois State 6  
 Illinois State 7, Missouri State 2

**2018 MVC Tournament**  
**Dallas, Texas**  
*(MSU won championship)*  
 Missouri State 10, Evansville 0  
 Missouri State 4, Indiana State 2  
 Missouri State 9, Indiana State 6  
 Missouri State 7, DBU 6 (10 inn.)

**2019 MVC Tournament**  
**Normal, Ill.**  
*(MSU finished 1-2)*  
 Missouri State 7, Valparaiso 1  
 DBU 1, Missouri State 0  
 Southern Illinois 10, Missouri State 9

**2020 MVC Tournament**  
*No tournament was held due to COVID-19 pandemic*

**2021 MVC Tournament**  
**Carbondale, Ill.**  
*(MSU finished 0-1)*  
 Valparaiso 6, Missouri State 4 (10 inn.)



Bears in the MVC Championship

MSU All-Time Championship Record vs. Bradley, vs. DBU, vs. Evansville, vs. Illinois State, vs. Indiana State, vs. Southern Illinois, vs. Valparaiso, vs. Former MVC members

Current Streak Lost 3

All-Time Results Site Record 1991 Wichita, Kan. 0-2, 1992 Wichita, Kan. 0-2, 1993 Wichita, Kan. 0-2, 1994 Wichita, Kan. 0-2, 1995 Springfield, Ill. 3-2, 1996 Wichita, Kan. 4-1, 1997 Wichita, Kan. 4-1, 1998 Evansville, Ind. 2-2, 1999 Wichita, Kan. 1-2, 2000 Wichita, Kan. 1-2, 2001 Wichita, Kan. 1-2, 2002 Wichita, Kan. 4-2, 2003 Wichita, Kan. 2-2, 2004 Springfield, Mo. 1-2, 2006 Wichita, Kan. 3-2, 2007 Springfield, Mo. 1-2, 2008 Wichita, Kan. 2-2, 2009 Wichita, Kan. 2-1, 2010 Wichita, Kan. 1-2, 2011 Omaha, Neb. 2-2, 2012 Springfield, Mo. 2-2, 2013 Normal, Ill. 1-2, 2014 Terre Haute, Ind. 3-2, 2015 Wichita, Kan. 4-0, 2016 Terre Haute, Ind. 4-2, 2017 Springfield, Mo. 3-2, 2018 Dallas, Texas 4-0, 2019 Normal, Ill. 1-2, 2020 No tournament held due to COVID-19, 2021 Carbondale, Ill. 0-1

\*Tournament champions in bold

Team Single-Game Records

Hits: 26 vs. Indiana State (May 14, 1998)
Runs Scored: 22 vs. Evansville (May 16, 1996)
Home Runs: 8 vs. Evansville (May 16, 1996)

Individual Single-Game Records

Hits: 5, Brad Kennedy vs. Evansville (May 16, 1996); Micah Holst vs. Southern Illinois (May 16, 1997); Luke Voit vs. Bradley (May 24, 2012)
Runs Scored: 4, Richie Smith vs. Southern Illinois (May 16, 1997); Brad Kennedy vs. Evansville (May 16, 1996); Dan Kneeshaw and Lance Burkhart vs. Bradley (May 15, 1996)
Home Runs: 3, Brad Kennedy vs. Evansville (May 16, 1996)
RBIs: 9, Brad Kennedy vs. Evansville (May 16, 1996)
Total Bases: 14, Brad Kennedy vs. Evansville (May 16, 1996)
Strikeouts: 13, Dylan Coleman vs. Wichita State (May 26, 2017)

Multi-Homer Games

- (3) Brad Kennedy vs. Evansville (May 16, 1996)
(2) Steve Hacker vs. Creighton (May 19, 1995)
(2) Lance Burkhart vs. Bradley (May 15, 1996)
(2) Dan Kneeshaw vs. Bradley (May 15, 1996)
(2) Micah Holst vs. Bradley (May 18, 1996)
(2) Micah Holst vs. Southern Illinois (May 16, 1997)
(2) Jason Hart vs. Illinois State (May 13, 1998)
(2) Jason Hart vs. Indiana State (May 14, 1998)
(2) Chris Curry vs. Indiana State (May 14, 1998)
(2) Matt Cepicky vs. Bradley (May 20, 1999)
(2) Ryan Howard vs. Evansville (May 17, 2000)
(2) Josh Mazzola vs. Southern Illinois (May 23, 2008)
(2) Spencer Johnson vs. Bradley (May 27, 2016)
(2) Matt Brown vs. Indiana State (May 25, 2018)

Grand Slams


- Brad Kennedy vs. Evansville (May 16, 1996)
Dan Kneeshaw vs. Evansville (May 16, 1996)
Nick Kays vs. Southern Illinois (May 16, 1997)
Ryan Howard vs. Indiana State (May 18, 2000)
Rick Wilson vs. UNI (May 22, 2003)
Tony Piazza vs. Southern Illinois (May 23, 2003)
Daniel Torrente vs. Illinois State (May 20, 2009)
Keenen Maddox vs. Southern Illinois (May 26, 2010)
Jake Burger vs. Southern Illinois (May 25, 2017)

Low-Hit Performances


One-hitters: Matt Palmer-Andrew Jefferson at Wichita State (May 24, 2002); Ross Detwiler vs. Creighton (May 25, 2006)
Two-hitters: Cody Schumacher vs. Wichita State (May 23, 2012)

MVC All-Tournament Team Selections


1995 1B Steve Hacker, SS Dave Slemmer, P Jarrod Mays; 1996 SS Brad Kennedy (MVP), 2B Chris Curry, 3B Lance Burkhart, C J.J. Scerba, P Jarrod Mays; 1997 DH Nick Kays (MVP), 2B Chris Curry, OF Matt Cepicky, P Scott Geitz; 1998 1B Jason Hart, 2B Chris Curry; 2000 1B Ryan Howard, C Ben Margalski; 2001 2B Matt Gardner; 2002 C Tony Piazza, 1B Donnie Watchowski, SS Shaun Marcum, UT Brooks Colvin, DH Matt Gardner, P Matt Palmer; 2003 C Tony Piazza, UT Shaun Marcum, OF Rick Wilson; 2006 C Clay Coulter, UT Tim Rafferty, DH Matt Weglarz, OF Nolan Keane, P Ross Detwiler; 2007 C Kyle Paul; 2008 IF Josh Mazzola, IF Chris Playter, OF Nolan Keane; 2009 IF Chris Playter; 2010 2B Kevin Medrano; 2011 P J.C. Casey, DH Brock Chaffin, OF Aaron Conway, 2B Kevin Medrano, 3B Brent Seifert; 2012 OF Keenen Maddox, P Cody Schumacher; 2014 OF Tate Matheny; 2015 DH Eric Cheray (MVP), 3B Dylan Becker, P Matt Hall, OF Tate Matheny; 2016 OF Spencer Johnson (MVP), 1B Justin Paulsen, 2B Aaron Meyer, 3B Jake Burger, P Sam Perez; 2017 OF Hunter Steinmetz, RHP Jake Fromson; 2018 1B Ben Whetstone (MVP), OF Brooks Zimmerman, 2B John Privitera, P Dylan Coleman



John Privitera



Matt Hall



1996 MVC Champions Brad Kennedy, J.J. Scerba and Dan Kneeshaw



**NCAA Division II**

**1969 Midwest Regional  
Mankato, Minn.**  
(won 3, lost 0; championship)  
Missouri State 7, Minnesota State 1  
Missouri State 6, North Dakota State 1  
Missouri State 4, North Dakota State 2

**1969 College World Series  
Springfield, Mo.**  
(won 2, lost 2; second place)  
Missouri State 6, Florida Southern 3  
Illinois State 5, Missouri State 1  
Missouri State 11, Florida Southern 5  
Illinois State 12, Missouri State 0

**1970 Midwest Regional  
Rolla, Mo.**  
(won 2, lost 1; championship)  
Minnesota State 4, Missouri State 1  
Missouri State 2, Minnesota State 1  
Missouri State 7, Minnesota State 1

**1970 College World Series  
Springfield, Mo.**  
(won 1, lost 2; third place)  
Missouri State 6, Cal State Northridge 2  
Nicholls State 8, Missouri State 5  
Cal State Northridge 6, Missouri State 1

**1977 North Central Regional  
Mankato, Minn.**  
(won 1, lost 2; fourth place)  
Missouri State 6, SEMO 2  
Missouri-St. Louis 7, Missouri State 4  
SEMO 5, Missouri State 3

**1978 North Central Regional  
Springfield, Mo.**  
(won 3, lost 0; championship)  
Missouri State 10, Missouri-St. Louis 8  
Missouri State 5, Northwest Missouri State 2  
Missouri State 3, Northwest Missouri State 1

**1978 College World Series  
Springfield, Ill.**  
(won 0, lost 2, seventh place-tie)  
Delta State 12, Missouri State 2  
Eastern Illinois 21, Missouri State 11

**NCAA Division II**

**1979 North Central Regional  
Springfield, Mo.**  
(won 1, lost 2; third place)  
Minnesota State 2, Missouri State 1  
Missouri State 7, Northwest Missouri State 5  
Missouri-St. Louis 6, Missouri State 1

**1980 Midwest Regional  
Springfield, Mo.**  
(won 1, lost 2; third place)  
Missouri State 8, Minnesota State 3  
Northwest Missouri State 6, Missouri State 5  
Minnesota State 7, Missouri State 2

**1982 Midwest Regional  
Edwardsville, Ill.**  
(won 3, lost 0; championship)  
Missouri State 5, SIU Edwardsville 3  
Missouri State 6, Minnesota State 4  
Missouri State 16, Minnesota State 4

**1982 College World Series  
Riverside, Calif.**  
(won 0, lost 2; fifth place-tie)  
New Haven 6, Missouri State 1  
Delta State 7, Missouri State 5

**NCAA Division I**

**1987 West II Regional  
Tempe, Ariz.**  
(won 0, lost 2; fifth place-tie)  
Arizona State 9, Missouri State 5  
Pepperdine 10, Missouri State 4

**1995 West Regional  
Fresno, Calif.**  
(won 0, lost 2; fifth place-tie)  
Long Beach State 14, Missouri State 11  
Middle Tennessee 5, Missouri State 3

**1996 Central I Regional  
Austin, Texas**  
(won 2, lost 2; third place)  
Missouri State 5, Long Beach State 3  
Missouri State 13, UCLA 2  
UCLA 9, Missouri State 4 (10 inn.)  
Miami (Fla.) 8, Missouri State 2

**NCAA Division I**

**1997 Central Regional  
Lubbock, Texas**  
(won 2, lost 2; second place)  
Rice 5, Missouri State 2  
Missouri State 4, Texas Tech 2  
Missouri State 10, Nevada 9  
Rice 25, Missouri State 6

**1999 Fayetteville Regional  
Fayetteville, Ark.**  
(won 2, lost 2; second place)  
Missouri State 23, Clemson 5  
Missouri State 9, Arkansas 8  
Clemson 8, Missouri State 7  
Clemson 7, Missouri State 5

**2002 Lincoln Regional  
Lincoln, Neb.**  
(won 2, lost 2; second place)  
Marist 5, Missouri State 4  
Missouri State 6, Milwaukee 1  
Missouri State 5, Marist 2  
Nebraska 14, Missouri State 3

**2003 Lincoln Regional  
Lincoln, Neb.**  
(won 3, lost 1; championship)  
Missouri State 8, Coastal Carolina 3  
Missouri State 4, Nebraska 2  
Nebraska 9, Missouri State 5  
Missouri State 7, Nebraska 0

**2003 Columbus Super Regional  
Columbus, Ohio**  
(won 2, lost 0; championship)  
Missouri State 13, Ohio State 8  
Missouri State 13, Ohio State 7

**2003 College World Series  
Omaha, Neb.**  
(won 0, lost 2; seventh place-tie)  
Rice 4, Missouri State 2  
Miami (Fla.) 7, Missouri State 6

**NCAA Division I**

**2012 Coral Gables Regional  
Coral Gables, Fla.**  
(won 1, lost 2; third place)  
UCF 2, Missouri State 1  
Missouri State 12, Miami (Fla.) 2  
Stony Brook 10, Missouri State 7

**2015 Springfield Regional  
Springfield, Mo.**  
(won 3, lost 0; championship)  
Missouri State 14, Canisius 1  
Missouri State 5, Iowa 3  
Missouri State 3, Iowa 2

**2015 Fayetteville Super Regional  
Fayetteville, Ark.**  
(won 1, lost 2)  
Arkansas 18, Missouri State 4  
Missouri State 3, Arkansas 1  
Arkansas 3, Missouri State 2

**2017 Fayetteville Regional  
Fayetteville, Ark.**  
(won 3, lost 1; championship)  
Missouri State 6, Oklahoma State 5  
Missouri State 5, Arkansas 4  
Arkansas 11, Missouri State 10  
Missouri State 3, Arkansas 1

**2017 Fort Worth Super Regional  
Fort Worth, Texas**  
(won 0, lost 2)  
TCU 3, Missouri State 2  
TCU 8, Missouri State 1

**2018 Oxford Regional  
Oxford, Miss.**  
(won 1, lost 2; third place)  
Tennessee Tech 6, Missouri State 4  
Missouri State 9, Saint Louis 8  
Tennessee Tech 2, Missouri State 1



**Matt Hall**  
2015 Fayetteville Super Regional



**Keith Guttin**  
1987 NCAA West II Regional




**Greg Mathis**  
2003 College World Series




**1987 Missouri State Bears (38-14)**  
NCAA West II Regional (Tempe, Ariz.)



**1995 Missouri State Bears (37-21)**  
NCAA West Regional (Fresno, Calif.)



**1996 Missouri State Bears (32-25)**  
NCAA Central Regional (Austin, Texas)




**1997 Missouri State Bears (35-25)**  
NCAA Central Regional (Lubbock, Texas)




**1999 Missouri State Bears (38-19)**  
NCAA Fayetteville (Ark.) Regional



**2002 Missouri State Bears (43-21)**  
NCAA Lincoln (Neb.) Regional




**2012 Missouri State Bears (40-22)**  
NCAA Coral Gables (Fla.) Regional



**2018 Missouri State Bears (40-17)**  
NCAA Oxford (Miss.) Regional



**2015 Missouri State Bears (49-12)**  
NCAA Springfield (Mo.) Regional champion  
NCAA Fayetteville (Ark.) Super Regional runner-up



**2017 Missouri State Bears (43-20)**  
NCAA Fayetteville (Ark.) Regional champion  
NCAA Fort Worth (Texas) Super Regional runner-up






**Season Results**

- UT Arlington Tournament**  
 vs Arkansas W, 6-3  
 at UT Arlington W, 10-3  
 vs New Mexico L, 2-10  
 at Ole Miss W, 4-2
- Lamar Tournament**  
 vs Oklahoma L, 3-7  
 at Lamar (10) L, 5-6  
 vs Ohio State W, 18-3
- Middle Tennessee W, 7-6  
 Middle Tennessee W, 9-3  
 Middle Tennessee W, 2-1  
 at Oral Roberts L, 1-2  
 at Arkansas State W, 9-2  
 at Arkansas State W, 13-12  
 at Arkansas State L, 2-6  
 Kansas L, 0-2  
 at Evansville\* W, 2-1  
 at Evansville\* W, 5-2  
 at Evansville\* W, 10-2  
 at Evansville\* W, 17-6  
 at Arkansas L, 4-5  
 at Creighton\* L, 2-3  
 at Creighton\* (11) L, 3-4  
 at Creighton\* W, 11-1  
 at Creighton\* W, 4-2  
 at Kansas L, 7-12  
 Bradley\* (13) L, 6-7  
 Bradley\* W, 9-4  
 Saint Louis (11) W, 8-7  
 UNI\* W, 10-5  
 UNI\* W, 9-5  
 UNI\* L, 9-11  
 UNI\* L, 4-9  
 at Saint Louis L, 5-6  
 at Missouri W, 12-9  
 at Southern Illinois\* L, 0-5  
 at Southern Illinois\* W, 5-0  
 at Southern Illinois\* W, 8-3  
 at Southern Illinois\* W, 12-1  
 Missouri W, 2-1  
 Indiana State\* W, 9-0  
 Indiana State\* L, 2-3  
 Indiana State\* W, 10-0  
 Indiana State\* L, 3-10  
 Oral Roberts L, 1-7  
 Wichita State\* W, 5-4  
 Wichita State\* W, 8-4  
 Wichita State\* W, 7-6  
 Wichita State\* L, 1-12  
 Southeast Missouri W, 3-1  
 Southeast Missouri W, 11-5  
 at Illinois State\* W, 10-1  
 at Illinois State\* W, 4-1  
 at Illinois State\* L, 3-4  
 at Illinois State\* L, 3-4
- MVC Tournament**  
 vs Creighton# W, 5-1  
 vs UNI# W, 11-6  
 vs Southern Illinois# L, 4-9  
 at Wichita State (11) L, 8-9
- NCAA Regional**  
 vs Coastal Carolina! W, 8-3  
 at Nebraska W, 4-2  
 at Nebraska L, 5-9  
 at Nebraska W, 7-0
- NCAA Super Regional**  
 at Ohio State W, 13-8  
 at Ohio State W, 13-7
- NCAA College World Series**  
 vs Rice& L, 2-4  
 vs Miami (Fla.)& L, 5-7

\* MVC game  
 # Wichita, Kan.  
 ! Lincoln, Neb.  
 & Omaha, Neb.



**Batting**

Name	BA	G	AB	R	H	2B	3B	HR	RBI	SLG	BB	SO	OBP	SB-A	FA
Jacob Hilgendorf	.478	30	23	15	11	2	0	1	8	.696	1	5	.571	3-3	1.000
Dant'e Brinkley	.345	66	278	68	96	18	3	8	47	.518	28	58	.410	24-29	.982
Clay Wheeler	.342	63	202	41	69	7	3	2	35	.436	22	30	.426	5-8	.923
Greg Mathis	.323	65	248	45	80	14	3	5	49	.464	25	43	.383	10-18	.964
Tony Piazza	.302	64	215	51	65	12	0	15	55	.567	43	66	.417	2-2	.995
Adam Pummill	.297	66	239	41	71	8	1	0	23	.339	18	27	.346	4-10	.951
Brooks Colvin	.292	66	267	51	78	15	1	1	45	.367	26	29	.353	5-8	.946
Tim Rafferty	.281	46	121	15	34	1	0	0	19	.289	6	22	.348	1-3	.992
Shaun Marcum	.280	66	246	27	69	13	1	7	44	.427	15	39	.331	2-4	.939
Rick Wilson	.272	66	232	38	63	14	5	3	33	.414	26	28	.354	5-6	.973
Scott Nasby	.209	35	43	8	9	0	0	1	6	.279	6	17	.306	1-1	.975
Chad Woodmansee	.198	46	111	15	22	5	3	2	14	.351	9	27	.258	2-2	.974
Justin DePriest	.107	19	28	4	3	0	0	0	2	.107	3	11	.219	1-1	.000
Chris Krawczyk	.000	1	1	0	0	0	0	0	0	.000	0	1	.000	0-0	.857
Dusty Davidson	.000	1	0	1	0	0	0	0	1	.000	1	0	1.000	0-0	.000
Aaron Hoadley	.000	1	0	0	0	0	0	0	0	.000	0	0	.000	0-0	1.000
<b>MSU Totals</b>	<b>.297</b>	<b>66</b>	<b>2254</b>	<b>420</b>	<b>670</b>	<b>109</b>	<b>20</b>	<b>45</b>	<b>381</b>	<b>.423</b>	<b>229</b>	<b>403</b>	<b>.369</b>	<b>65-95</b>	<b>.968</b>
<b>Opponent Totals</b>	<b>.265</b>	<b>66</b>	<b>2189</b>	<b>306</b>	<b>579</b>	<b>83</b>	<b>15</b>	<b>41</b>	<b>279</b>	<b>.372</b>	<b>185</b>	<b>530</b>	<b>.336</b>	<b>47-74</b>	<b>.966</b>

**Pitching**

Name	ERA	W-L	GP	GS	CG	SHO	SV	IP	H	R	ER	BB	SO	OBA	WP
Jeff Claybrook	1.74	0-1	10	0	0	0	0	10.1	9	4	2	5	9	.237	0
Shaun Marcum	2.45	1-4	24	0	0	0	13	44.0	35	13	12	13	55	.226	3
Chad Mulholland	3.08	10-4	19	16	5	1	0	119.2	101	44	41	31	117	.230	4
David Bader	3.52	2-2	17	3	0	0	0	38.1	37	18	15	18	32	.245	5
Brad Ziegler	4.22	12-2	17	16	6	1	0	106.2	115	60	50	26	94	.271	3
Bob Zimmermann	4.25	5-3	20	11	3	1	1	89.0	95	47	42	26	90	.279	4
Rick Wilson	4.32	3-4	13	7	1	0	0	50.0	43	30	24	22	44	.228	1
Chris Krawczyk	4.42	1-0	13	0	0	0	0	18.1	19	10	9	6	16	.275	2
Jeff Gray	6.51	5-3	13	11	1	1	0	55.1	73	45	40	21	37	.312	7
Paul Marsala	7.71	1-1	13	2	0	0	0	28.0	34	24	24	13	28	.312	5
Aaron Hoadley	9.00	0-0	1	0	0	0	0	1.0	2	2	1	2	3	.333	2
Ryan Brunk	10.29	0-2	6	0	0	0	0	7.0	16	9	8	2	5	.471	3
<b>MSU Totals</b>	<b>4.25</b>	<b>40-26</b>	<b>66</b>	<b>66</b>	<b>16</b>	<b>4</b>	<b>14</b>	<b>567.2</b>	<b>579</b>	<b>306</b>	<b>268</b>	<b>185</b>	<b>530</b>	<b>.265</b>	<b>39</b>
<b>Opponent Totals</b>	<b>5.49</b>	<b>26-40</b>	<b>66</b>	<b>66</b>	<b>6</b>	<b>2</b>	<b>12</b>	<b>562.0</b>	<b>670</b>	<b>420</b>	<b>343</b>	<b>229</b>	<b>403</b>	<b>.297</b>	<b>49</b>

Passed Balls: MSU-9 (Piazza 9), Opponents-11;  
 Left on Base: MSU-496, Opponents-489



Hitting

Games	At Bats	Runs
Dan'te Brinkley (03)	66	Dan'te Brinkley (03) 278
Brooks Colvin (03)	66	Brooks Colvin (03) 267
Shaun Marcum (03)	66	Matt Gardner (02) 256
Adam Pummill (03)	66	Greg Mathis (02) 251
Rick Wilson (03)	66	Dave Slemmer (95) 251
Greg Mathis (03)	65	Matt Gardner (01) 250
Tony Piazza (03)	64	Dan'te Brinkley (02) 249
Matt Gardner (02)	64	Joey Hawkins (15) 248
Greg Mathis (02)	64	Helms (12)-Voit (12) 248
Tony Piazza (02)	64	Mathis (03)-Medrano (12) 248
		Steve Meyer (86) 67
Hits	Singles	Doubles
Dan'te Brinkley (03)	96	Bill Mueller (91) 76
Steve Hacker (95)	96	Ben Woodbury (08) 71
Dave Slemmer (95)	96	Dan'te Brinkley (03) 67
Micah Holst (99)	94	Micah Holst (99) 63
Ben Woodbury (08)	92	Kevin Medrano (12) 62
Matt Cepicky (99)	92	Kevin Medrano (10) 62
Jason Hart (98)	92	Adam Pummill (03) 62
Jason Hart (97)	91	Brooks Colvin (03) 61
Brandon Jackson (98)	89	Matt Gardner (99) 60
Kevin Medrano (10)	86	Six players tied with 59
Mueller (91)-Brinkley (02)	86	
Triples	Home Runs	Runs Batted-In
Dan'te Brinkley (01)	12	Steve Hacker (95) 37
Aaron Conway (09)	8	Matt Cepicky (99) 30
Evan Pratte (90)	8	Jason Hart (98) 28
Mark Garrett (81)	8	Jon Hale (99) 25
Bobby Naron (80)	8	Spencer Johnson (16) 24
Hunter Steinmetz (16)	7	Jeremy Eierman (17) 23
Greg Mathis (01)	7	Nick Kays (99) 23
Brad Kennedy (96)	7	Jake Burger (17) 22
Greg Brewer (86)	7	Jake Burger (16) 21
J.D. Warner (83)	7	Brian Mahaffey (88) 21
Game-Winning RBI	Batting Average	On-Base Percentage
Steve Hacker (95)	13	J. D. Warner (83) .442
Steve Meyer (86)	13	Bob Blakley (74) .440
Chris Playter (09)	11	Jim Nichols (65) .438
Jake Burger (17)	10	Terry Repp (81) .432
Matt Brewer (89, 91)	10	Rick Clarkston (85) .427
Bax (84)-Bailey (82)	10	Richie Ayers (91) .427
Brian Mahaffey (87)	9	Jason Hart (98) .416
Brent Seifert (12)-Matheny (15)	8	Steve Meyer (86) .416
Pratte (91)-Cepicky (99)	8	Mark Garrett (81) .416
Dave (81)-Bartlett (90)	8	Matt Cepicky (99) .414
Extra-Base Hits	Total Bases	Slugging Average
Steve Hacker (95)	55	Steve Hacker (95) 225
Steve Meyer (86)	48	Matt Cepicky (99) 193
Jason Hart (98)	43	Jason Hart (98) 191
Spencer Johnson (16)	41	Steve Meyer (86) 173
Matt Cepicky (99)	40	Jason Hart (97) 168
Jeremy Eierman (17)	39	Dave Slemmer (95) 165
Lance Burkhardt (96)	38	Jeremy Eierman (17) 164
Matt Cepicky (98)	37	Jake Burger (17) 162
Jason Hart (97)	37	Jake Burger (16) 160
Dave Slemmer (95)	37	Hale (99)-Cepicky (98) 159
Walks	Strikeouts	Hit By Pitch
Dylan Becker (15)	55	Ryan Howard (01) 74
Bill Mueller (91)	52	Joey Polak (19) 73
Spencer Johnson (16)	46	Tony Piazza (02) 69
Spencer Johnson (15)	46	Nick Kays (99) 68
John Privitera (18)	45	Jeremy Eierman (16) 67
Spiker Helms (12)	44	Tony Piazza (03) 66
Brad Kennedy (95)	44	Jeremy Eierman (17) 61
Burger (17)-Paulsen (15)	43	Hunter Steinmetz (17) 59
Helms (11)-Keane (08)	42	Logan Geha (19) 58
Fister (90)-Guttin (76)	42	Dan'te Brinkley (03) 58
Stolen Bases	Sacrifice Hits	Sacrifice Flies
Greg Brewer (86)	30	Joey Hawkins (15) 29
Mike Ruble (88)	29	Joey Hawkins (14) 19
John Wahlig (87)	25	Eric Chery (12) 14
Dan'te Brinkley (02)	25	Joey Hawkins (13) 13
Dan'te Brinkley (03)	24	John Knott (92) 12
Aaron Conway (10)	24	Toby Gardenhire (04) 11
Bill Mueller (92)	23	Kevin Medrano (09) 10
Larry Doss (86)	22	Travis McComack (13) 10
Jeremy Eierman (18)	21	Ben Woodbury (08) 9
Bill Goedde (86)	20	Kneeshaw (96)-Marcum (02) 9
Matt Lawson (06)	20	Kasper (75)-Royle (78) 9

bold denotes active players

Statistical Minimums: Batting Average, Slugging Average and On Base Percentage based on minimum of one time at bat for each game played by team; Fielding Average based on minimum of 50 total chances; Earned Run Average based on minimum of one inning pitched per game played by team; Winning Percentage based on a minimum of six decisions.

Pitching

Games	Games Started	Putouts
Jake Frmons (17)	37	Doug Still (17) 17
Sam Perez (16)	36	Matt Hall (15) 17
Connor Sechler (18)	32	Cody Schumacher (12) 17
Zach Merciez (15)	31	Dylan Coleman (18) 16
Bryan Young (15)	30	Dylan Coleman (17) 16
Connor Sechler (18)	27	Jordan Knutson (16) 16
Sam Perez (15)	27	Nick Petree (12) 16
Hayden Juenger (19)	26	Chad Mulholland (03) 16
Tyler Burgess (12)	26	Brad Ziegler (03) 16
Scott Geitz (95)	26	10 tied with 15
Complete Games	Innings Pitched	Assists
Brian Wisser (86)	10	Matt Hall (15) 125.0
Stacey Burkey (86)	8	Chad Mulholland (03) 119.2
Kirby Cannon (79)	8	Nick Petree (12) 115.1
Dick Jones (71)	8	Derek Drage (04) 112.1
Mark Lopinot (70)	8	Brad Ziegler (03) 106.2
Ken Watkins (69)	8	Tim Clubb (08) 103.2
Jim Gibbs (86, 87)	7	Doug Still (17) 103.0
Tom Fulkerson (84)	7	Jon Harris (15) 103.0
Rick Brandell (82)	7	Dylan Coleman (18) 102.2
Newell (66)-Watkins (70)	7	Brian Wisser (86) 102.2
Hits Allowed	Runs Allowed	Errors
Brad Ziegler (03)	115	Jarrod Mays (96) 71
Jarrod Mays (96)	113	Jim Gibbs (87) 71
Pat Doyle (10)	112	Tim Clubb (09) 70
Derek Drage (04)	107	Scott Geitz (98) 70
Paul Crain (91)	107	Pat Doyle (10) 66
Brian Wisser (86)	104	Mike Kickham (10) 66
Mike Kickham (10)	101	Bryan Buschhorn (97) 64
Chad Mulholland (03)	101	Mike Whitley (93) 64
Blake Barber (11)	100	Brett Sinkbeil (05) 63
Jim Gibbs (87)	100	Brad Ziegler (03) 60
Earned Runs Allowed	Earned Run Average	Total Chances
Scott Geitz (98)	63	Dick Jones (71) 0.59
Jarrod Mays (96)	60	Nick Petree (12) 1.01
Mike Whitley (93)	58	Ken Watkins (69) 1.60
Mike Kickham (10)	56	Craig Sands (90) 1.60
Bryan Buschhorn (97)	54	Nick Petree (13) 1.61
Dylan Coleman (17)	53	David Oatman (74) 1.69
Jim Gibbs (87)	51	Wes Rhea (64) 1.70
Tim Clubb (09)	50	Jan Schmidt (72) 1.80
Brad Ziegler (03)	50	Dale Bowling (89) 1.88
Paul Crain (91)	48	Mike Hill (76) 1.97
Walks	Strikeouts	Double Plays
Dirk Lindauer (91)	75	Matt Hall (15) 171
Mike Whitley (93)	68	Dylan Coleman (18) 129
Dylan Coleman (18)	59	Pierce Johnson (12) 119
Bart Evans (92)	58	Chad Mulholland (03) 117
John Hardin (00)	54	Jon Harris (15) 116
John Hardin (99)	52	Nick Petree (12) 114
Bryan Buschhorn (97)	52	Sam Perez (16) 112
Mike Whitley (92)	52	Nick Petree (13) 111
Mike Goffrey (86)	51	Ross Dewitler (07) 110
Dylan Coleman (17)	50	Jarrod Mays (95) 107
Victories	Losses	Fielding Average
Matt Hall (15)	12	Pat Doyle (10) 9
Brad Ziegler (03)	12	Mike Kickham (10) 9
Clubb (08)-Baumann (09)	11	Brett Sinkbeil (05) 9
Brian Wisser (86)	10	Derek Drage (04) 7
Mulholland (03)-Mays (95)	10	Brad Ziegler (00) 7
Petree (12)-Coleman (18)	10	Jarrod Mays (96) 7
Petree (11)-Perez (15)	9	Jim Freie (84) 7
Garola (97)-Ziegler (01)	9	Gary Wilson (64) 7
Gibbs (87)-Lindauer (91)	9	Eight tied with 6
Watkins (69)-Anderson (80)	9	
Winning Percentage	Shutouts	Saves
Sam Perez (16)	1.000	Paul Marsala (04) 3
Bryan Young (15)	1.000	Craig Sands (90) 3
Tim Clubb (08)	1.000	Greg Reed (88) 3
Chann Whiteside (90)	1.000	Steve Dunn (79) 3
Danny Harwell (83)	1.000	Ken Watkins (69) 3
Kirby Cannon (80)	1.000	12 tied with 2
Jody Payne (78)	1.000	
Ken Watkins (69)	1.000	
Buddy Baumann (09)	.917	
Jarrod Mays (95)	.909	
Sam Perez (15)	.900	
Steve Anderson (80)	.900	



## Hitting

Games	At Bats	Runs			
Matt Gardner (99-02)	236	Matt Gardner (99-02)	972	Matt Gardner (99-02)	243
Greg Mathis (00-03)	232	Kevin Medrano (09-12)	895	Bill Mueller (90-93)	234
Chris Curry (95-98)	227	Greg Mathis (00-03)	873	Micah Holst (96-99)	217
Jack Duffy (17-21)	225	Micah Holst (96-99)	865	Dant'e Brinkley (00-03)	188
Brooks Colvin (01-04)	224	Chris Curry (95-98)	843	Chris Curry (95-98)	188
Micah Holst (96-99)	223	Brayden Drake (06-09)	817	Jason Hart (96-98)	183
Evan Pratte (88-91)	220	Dant'e Brinkley (00-03)	813	Mark Garrett (79-82)	180
Kevin Medrano (09-12)	217	Brooks Colvin (01-04)	806	Evan Pratte (88-91)	176
Dylan Becker (12-15)	216	Jack Duffy (17-21)	778	Kevin Medrano (09-12)	170
Bill Mueller (90-93)	216	Luke Voit (10-13)	776	Matt Cepicky (97-99)	170
Hits	Singles	Doubles			
Matt Gardner (99-02)	316	Kevin Medrano (09-12)	241	Brayden Drake (06-09)	67
Kevin Medrano (09-12)	310	Bill Mueller (90-93)	222	Matt Gardner (99-02)	62
Bill Mueller (90-93)	289	Matt Gardner (99-02)	213	Chad Lakin (90-93)	59
Micah Holst (96-99)	284	Micah Holst (96-99)	200	Chris Curry (95-98)	57
Dant'e Brinkley (00-03)	279	Dant'e Brinkley (00-03)	190	Kevin Medrano (09-12)	54
Brayden Drake (06-09)	268	Evan Pratte (88-91)	190	Dant'e Brinkley (00-03)	54
Chris Curry (95-98)	266	Brooks Colvin (01-04)	188	Jason Hart (96-98)	52
Jason Hart (96-98)	263	Greg Mathis (00-03)	179	Steve Hacker (93-95)	50
Greg Mathis (00-03)	262	Chris Curry (95-98)	168	Spencer Johnson (13-16)	49
Evan Pratte (88-91)	259	Brayden Drake (06-09)	167	Brian Mahaffey (85-88)	49
Trips	Home Runs	Runs Batted-In			
Mark Garrett (79-82)	20	Jason Hart (96-98)	63	Jason Hart (96-98)	203
Dant'e Brinkley (00-03)	19	Nick Kays (97-00)	60	Nick Kays (97-00)	192
Aaron Conway (08-11)	16	Steve Hacker (93-95)	59	Steve Hacker (93-95)	184
Evan Pratte (88-91)	15	Matt Cepicky (97-99)	51	Ryan Howard (99-01)	183
Greg Mathis (00-03)	13	Ryan Howard (99-01)	50	Matt Cepicky (97-99)	183
Micah Holst (96-99)	13	Jake Burger (15-17)	47	Matt Gardner (99-02)	182
Jeremy Isemhower (01-02)	12	Jeremy Eierman (16-18)	42	Jake Burger (15-17)	179
Bill Mueller (90-93)	12	Brian Mahaffey (85-88)	42	Brayden Drake (06-09)	176
J.D. Warner (82-83)	12	Ben Carlson (07-09)	38	Micah Holst (96-99)	175
Blakley (74-77)-Snider (76-79)	12	Chris Curry (95-98)	37	Brian Mahaffey (85-88)	175
Game-Winning RBI	Batting Average	On-Base Percentage			
Steve Hacker (93-95)	23	J.D. Warner (82-83)	.426	Rick Clarkston (83-84)	.493
Matt Brewer (89-91)	22	Danny Iseminger (83-84)	.406	Danny Iseminger (83-84)	.492
Matt Gardner (99-02)	19	Rick Clarkston (84-85)	.405	Jeff Kaiser (87-88)	.489
Luke Voit (10-13)	18	Jeff Kaiser (87-88)	.402	Corby Fuster (89-90)	.483
Matt Cepicky (97-99)	18	Rick Hardesty (82-83)	.384	Bill Mueller (90-93)	.481
Evan Pratte (88-91)	18	Larry Doss (86-87)	.380	J.D. Warner (82-83)	.469
Jake Burger (15-17)	17	Matt Cepicky (97-99)	.378	Dave Herbert (80-83)	.467
Chris Plyater (05-09)	17	Jason Hart (96-98)	.377	Larry Goessling (77-78)	.466
Jason Hart (96-98)	17	Larry Goessling (77-78)	.377	Doug Bagby (72-73)	.462
Brian Mahaffey (85-88)	17	Bill Mueller (90-93)	.376	Terry Burke (79-80)	.460
Extra-Base Hits	Total Bases	Slugging Average			
Jason Hart (96-98)	116	Jason Hart (96-98)	506	Mike Whitley (92-95)	.725
Steve Hacker (93-95)	110	Matt Gardner (99-02)	496	Steve Hacker (93-95)	.708
Matt Gardner (99-02)	103	Steve Hacker (93-95)	466	Matt Cepicky (97-99)	.706
Nick Kays (97-00)	102	Nick Kays (97-00)	460	Brian Mahaffey (85-87)	.688
Brayden Drake (06-09)	101	Micah Holst (96-99)	447	Ryan Howard (99-01)	.662
Jake Burger (15-17)	100	Matt Cepicky (97-99)	444	Mark Menemeier (77-78)	.662
Chris Curry (95-98)	98	Chris Curry (95-98)	442	Larry Goessling (77-78)	.660
Matt Cepicky (97-99)	97	Jake Burger (15-17)	440	Lance Burkhardt (96-97)	.655
Jeremy Eierman (16-18)	95	Brayden Drake (06-09)	431	Bob Blakley (74-77)	.653
Brian Mahaffey (85-88)	95	Dant'e Brinkley (00-03)	419	Brad Kennedy (95-96)	.647
Walks	Strikeouts	Hit By Pitch			
Bill Mueller (90-93)	154	Nick Kays (97-00)	207	Ben Carlson (07-09)	41
Spencer Johnson (13-16)	133	Spencer Johnson (13-16)	179	Matt Gardner (99-02)	33
Eric Cheray (12-15)	129	Ryan Howard (99-01)	176	Micah Holst (96-99)	33
Dylan Becker (12-15)	124	Greg Mathis (00-03)	176	Aaron Conway (08-11)	31
Justin Paulsen (15-17)	118	Jeremy Eierman (16-18)	175	Jeremy Isemhower (01-02)	30
Travis McComack (09-13)	116	Dant'e Brinkley (00-03)	172	Logan Geha (17-21)	30
Hunter Steinmetz (16-18)	115	Matt Gardner (99-02)	156	Tate Matheny (13-15)	29
J.J. Scerba (92-96)	104	Jack Duffy (17-21)	156	Brayden Drake (06-09)	28
Nolan Keane (05-08)	102	Aaron Conway (08-11)	150	Matt Brown (17-18)	25
Chris Curry (95-98)	98	Logan Geha (17-21)	150	Burger-Kneeshaw-Scerba	24
Stolen Bases	Sacrifice Hits	Sacrifice Flies			
Dant'e Brinkley (00-03)	69	Joey Hawkins (12-15)	62	Brooks Colvin (01-04)	17
Aaron Conway (08-11)	69	Kevin Medrano (09-12)	28	Greg Mathis (00-03)	16
Bill Mueller (90-93)	65	Eric Cheray (12-15)	25	Justin Paulsen (15-17)	15
Mark Garrett (79-82)	54	Logan Geha (17-21)	24	Evan Pratte (88-91)	14
Micah Holst (96-99)	52	Travis McComack (09-13)	20	Luke Voit (10-13)	13
Mike Ruble (84-88)	52	Brooks Colvin (01-04)	20	Dant'e Brinkley (00-03)	13
Bobby Narron (77-80)	49	Dan Kneeshaw (92-96)	19	Brent Bartlett (89-90)	13
Jeremy Eierman (16-18)	44	Bill Mueller (90-93)	18	Matt Gardner (99-02)	12
Jeff Sauer (92-94)	44	Evan Pratte (88-91)	18	John Knott (92)	12
Greg Mathis (00-03)	43	Aaron Conway (08-11)	17		
		Mike Royle (77-80)	17		

bold denotes active players

Statistical Minimums: Batting Average, Slugging Average and On Base Percentage based on minimum of 150 at bats in career; Fielding Average based on minimum of 150 total chances; Earned Run Average based on a minimum of 75.0 IP; Winning Percentage based on a minimum of 10 victories.

## Pitching

Games	Games Started	Putouts			
Bryan Young (14-17)	88	Brad Ziegler (00-03)	49	Justin Paulsen (15-17)	1588
Scott Geitz (95-98)	87	Dylan Coleman (16-18)	46	Jason Hart (96-98)	1515
Zach Merciez (12-15)	84	Jordan Knutson (14-17)	46	Luke Voit (10-13)	1453
Grant Gordon (10-13)	82	John Hardin (96-00)	46	Ryan Howard (99-01)	1409
Sam Perez (13-16)	80	Aaron Meade (08-10)	41	Ben Whetstone (17-21)	1361
Jake Fromson (16-18)	79	Nick Petree (11-13)	41	Tom Rafferty (02-06)	1275
Pat Doyle (07-10)	73	Logan Wiley (18-21)	41	Ron Snider (76-79)	1167
Chris Krawczyk (03-06)	70	Brett Sinkbeil (04-06)	40	J.J. Scerba (92-96)	1006
Jordan Knutson (14-17)	68	Jon Harris (13-15)	39	Steve Hacker (93-95)	1001
Brad Ziegler (00-03)	66	Jeff Gray (01-04)	39	Tony Piazza (02-03)	979
Complete Games	Innings Pitched	Assists			
Brad Ziegler (00-03)	18	Brad Ziegler (00-03)	365.0	Chris Curry (95-98)	656
Ken Watkins (67-70)	18	Nick Petree (11-13)	311.2	Evan Pratte (88-91)	580
Kirby Cannon (77-80)	16	Jordan Knutson (14-17)	281.0	Travis McComack (09-13)	576
Dale Bowling (85-89)	15	Jeff Gray (01-04)	279.2	Kevin Medrano (09-12)	568
Wade Palmer (73-76)	15	Tim Clubb (07-09)	278.0	Joey Hawkins (12-15)	521
Gary Wilson (64-67)	15	Dylan Coleman (16-18)	274.1	Bill Mueller (90-93)	517
Jim Gibbs (85-87)	14	Logan Wiley (18-21)	271.2	Brooks Colvin (01-04)	479
Mark Lopinot (70-71)	14	John Hardin (96-00)	266.0	Eric Cheray (12-15)	473
Dick Jones (69-72)	14	Jon Harris (13-15)	259.1	Matt Gardner (99-02)	472
Wisser (85-86)-Crain (89-91)	13	Scott Geitz (95-98)	258.2	Jeremy Eierman (16-18)	469
Hits Allowed	Runs Allowed	Errors			
Brad Ziegler (00-03)	371	John Hardin (96-00)	207	Brooks Colvin (01-04)	73
Jeff Gray (01-04)	297	Brad Ziegler (00-03)	205	Matt Gardner (99-02)	67
Jordan Knutson (14-17)	289	Bryan Buschhorn (96-99)	184	Brayden Drake (06-09)	65
Scott Geitz (95-98)	281	Scott Geitz (95-98)	183	Chris Curry (95-98)	56
Tim Clubb (07-09)	277	Jeff Gray (01-04)	175	Mike Royle (77-80)	55
John Hardin (96-00)	276	Pat Doyle (07-10)	157	Bill Mueller (90-93)	54
Jarrold Mays (94-96)	266	Ben Walker (94-98)	154	Evan Pratte (88-91)	54
Bryan Buschhorn (96-99)	259	Mike Whitley (92-95)	154	Dan Firlit (99-00)	51
Logan Wiley (18-21)	258	Jordan Knutson (14-17)	153	Billy Bunton (80-83)	51
Nick Petree (11-13)	250	Coleman (16-18)-Clubb (07-09)	150	Thomas (78-81)-McComack (09-13)	50
Earned Runs Allowed	Earned Run Average	Total Chances			
John Hardin (96-00)	169	Justin Paulsen (15-17)	1703		
Bryan Buschhorn (96-99)	154	Jason Hart (96-98)	1645		
Scott Geitz (96-98)	148	Luke Voit (10-13)	1637		
Brad Ziegler (00-03)	147	Ryan Howard (99-01)	1546		
Dylan Coleman (16-18)	136	Ben Whetstone (17-21)	1471		
Jordan Knutson (14-17)	136	Tim Rafferty (02-06)	1367		
Jeff Gray (01-04)	133	Ron Snider (76-79)	1253		
Mike Whitley (92-95)	128	Chris Curry (95-98)	1187		
Dustin Tignor (96-00)	122	J.J. Scerba (92-96)	1155		
Jarrold Mays (94-96)	121	Tony Piazza (02-03)	1100		
Walks	Strikeouts	Double Plays			
Mike Whitley (92-95)	206	Ryan Howard (99-01)	151		
John Hardin (96-00)	191	Jason Hart (96-98)	147		
Dylan Coleman (16-18)	158	Chris Curry (95-98)	141		
Dave Dickensheet (79-82)	139	Nick Petree (11-13)	135		
Steve Anderson (78-81)	128	Matt Hall (13-15)	275		
Scott Geitz (95-98)	125	Brett Sinkbeil (04-06)	256		
Bryan Buschhorn (96-99)	121	Jordan Knutson (14-17)	247		
Darren Garrison (86-89)	119	Jarrold Mays (94-96)	247		
Kirby Cannon (77-80)	115	Ross Detwiler (05-07)	244		
Dirk Lindauer (90-91)	113	Jon Harris (13-15)	243		
Victories	Losses	Fielding Average			
Brad Ziegler (00-03)	32	Ben Whetstone (17-21)	.993		
Nick Petree (11-13)	27	Steve Seal (69-70)	.992		
Kirby Cannon (77-80)	25	Tate Matheny (13-15)	.991		
Dylan Coleman (16-18)	24	Kyle Paul (07-08)	.991		
Gray (01-04)-Dickensheet (79-82)	23	Doug Bagby (72-73)	.991		
Tim Clubb (07-09)	21	Piazza (02-03)-Reinsch (82-83)	.990		
Geitz (95-98)-Watkins (67-70)	21	Landan Ruff (15-18)	.990		
Sam Perez (13-16)	20	Hacker (93-95)-Goessling (77-78)	.989		
Garrison (86-89)-Mays (94-96)	20	Fultz (14-16)-Castro (15-16)	.988		
Palmer (73-76)-Anderson (78-81)	20	Ron Snider (76-79)	.988		
Winning Percentage	Shutouts	Saves			
Sam Perez (13-16)	.909	Bryan Young (14-17)	35		
Greg Reed (87-88)	.909	Shaun Marcum (02-03)	18		
Darren Garrison (86-88)	.870	Matt Frevert (06-08)	15		
Mike Hill (75-76)	.846	Connor Sechler (18-19)	14		
Ken Watkins (67-70)	.840	Tyler Burgess (12-14)	14		
Paul Crain (89-90)	.813	Bob Zimmermann (01-03)	13		
Nick Petree (11-13)	.794	Grant Gordon (10-13)	12		
Cody Schumacher (12-14)	.789	Dan Kickham (11)	11		
Kirby Cannon (77-80)	.781	Chris Krawczyk (03-06)	11		
Scott Geitz (95-98)	.778	Matt Gilmer (94-97)	11		
Anderson (78-81)-Prince (82-85)	.769	Hayden Juenger (19-21)	10		

# Missouri State Yearly Batting/Fielding Statistics



Year	G	AB	R	H	2B	3B	HR	RBI	BA	TB	SLG	BB	SO	SB	CS	SH	SF	PO	A	E	TC	FA	DP
1964	18	497	66	113	21	7	7	53	.227	169	.340	---	---	15	---	4	2	---	---	47	---	---	---
1965	14	386	67	101	16	6	5	55	.262	144	.473	47	---	15	---	---	---	---	---	---	---	---	---
1966	24	661	146	185	24	13	17	127	.280	286	.433	91	147	23	---	---	---	---	---	66	---	---	---
1967	25	753	126	178	30	7	13	90	.237	261	.345	74	177	24	---	---	---	561	169	46	776	.941	9
1968	20	587	99	147	21	7	12	80	.249	214	.365	78	156	14	---	9	---	448	164	40	652	.939	---
1969	37	1068	197	278	54	10	19	162	.260	409	.383	186	236	30	---	39	---	858	319	54	1231	.956	---
1970	36	1019	185	275	50	15	7	152	.270	376	.369	155	192	40	---	34	---	812	300	57	1169	.951	---
1971	32	894	142	251	37	14	9	115	.281	343	.384	104	157	28	---	25	---	694	268	45	1007	.955	---
1972	33	909	165	239	33	10	5	137	.263	307	.338	150	127	34	---	27	---	702	299	64	1065	.940	---
1973	30	794	156	208	26	1	5	128	.261	251	.316	198	121	50	---	31	---	647	249	58	954	.940	8
1974	32	888	229	281	52	13	23	184	.316	428	.482	150	119	52	3	23	13	673	248	52	973	.947	22
1975	33	1008	218	297	41	13	20	186	.295	424	.421	141	146	39	---	29	29	744	302	88	1134	.922	18
1976	36	1058	210	302	39	12	22	186	.285	431	.407	161	138	65	---	15	13	803	335	64	1202	.947	25
1977	37	1076	255	346	59	20	34	228	.322	547	.508	154	149	58	---	8	15	807	330	45	1182	.962	31
1978	38	1117	249	331	56	17	22	207	.296	487	.436	173	140	70	15	18	15	871	364	61	1296	.953	24
1979	45	1271	269	395	58	18	18	232	.311	543	.427	204	146	66	25	19	12	956	422	88	1466	.940	28
1980	45	1357	355	450	84	27	30	295	.332	678	.500	204	146	75	24	17	15	978	424	92	1494	.938	36
1981	44	1338	360	499	89	30	34	319	.373	750	.561	147	116	64	20	28	24	929	410	71	1410	.950	29
1982	46	1374	353	467	69	26	20	316	.330	648	.472	188	155	48	22	25	19	971	443	84	1498	.944	27
1983	43	1295	353	475	78	22	27	305	.367	678	.524	178	136	60	25	19	30	928	428	63	1419	.956	27
1984	57	1654	394	525	81	23	42	345	.317	778	.470	244	195	89	43	25	14	1213	561	134	1908	.930	52
1985	40	1203	301	398	83	5	48	274	.331	635	.528	162	161	56	25	21	17	845	391	79	1315	.940	28
1986	61	1827	510	641	142	35	79	456	.351	1090	.697	280	224	118	35	19	24	1310	592	107	2009	.947	66
1987	52	1682	467	580	117	23	58	390	.345	917	.545	211	233	86	35	13	24	1177	495	83	1755	.953	31
1988	58	1845	442	597	108	21	76	387	.324	975	.528	222	228	107	43	21	37	1372	664	90	2126	.958	53
1989	51	1707	422	556	91	28	43	364	.326	832	.487	219	217	55	21	21	26	1244	558	80	1882	.957	44
1990	57	1757	373	561	96	17	34	340	.319	793	.451	248	208	81	49	34	33	1365	641	86	2092	.959	62
1991	62	2014	461	680	135	22	70	406	.338	1069	.531	276	261	61	44	27	29	1480	623	91	2194	.959	59
1992	54	1882	422	597	112	23	45	366	.317	890	.473	253	336	85	40	39	27	1400	599	83	2082	.960	40
1993	55	1807	359	550	110	12	58	314	.304	858	.475	233	309	66	41	29	26	1375	601	87	2063	.958	54
1994	54	1826	374	557	99	14	50	334	.305	834	.457	257	347	71	20	31	20	1358	588	74	2020	.963	37
1995	58	2108	496	677	137	13	103	457	.321	1149	.545	257	369	68	27	25	15	1505	658	97	2260	.957	52
1996	57	2059	459	660	126	20	86	419	.321	1084	.526	260	350	61	20	39	9	1449	650	111	2210	.950	52
1997	60	2056	410	645	100	19	91	384	.314	1056	.514	205	375	66	30	24	9	1506	686	106	2298	.954	53
1998	53	1908	439	642	108	18	96	400	.336	1074	.563	167	300	61	28	21	21	1345	565	83	1993	.958	50
1999	57	2038	607	703	112	14	144	561	.345	1275	.626	247	392	45	20	22	28	1425	576	110	2111	.948	64
2000	57	1900	364	551	94	8	66	337	.290	859	.452	200	451	34	27	19	18	1420	647	130	2197	.941	54
2001	58	2017	394	601	100	36	58	350	.298	947	.470	245	440	78	20	23	21	1503	570	121	2194	.945	46
2002	64	2260	486	720	149	18	57	431	.319	1076	.476	224	406	82	37	37	44	1685	666	105	2456	.957	56
2003	66	2254	420	670	109	20	45	381	.297	954	.423	229	403	65	30	33	38	1703	610	77	2390	.968	42
2004	59	2001	350	562	98	9	27	319	.281	759	.379	202	391	60	22	41	22	1536	652	101	2289	.956	56
2005	55	1938	320	561	131	9	37	291	.289	821	.424	218	349	48	14	25	21	1456	566	98	2120	.954	43
2006	55	1918	292	527	113	13	35	270	.275	771	.402	197	327	54	23	24	13	1487	579	84	2150	.961	40
2007	57	1962	317	541	95	11	44	287	.276	790	.403	206	375	68	24	27	27	1491	592	89	2172	.959	57
2008	57	1998	452	624	109	22	57	414	.312	948	.474	233	351	93	27	38	34	1495	606	81	2182	.963	41
2009	54	1933	419	583	111	22	61	378	.302	921	.476	242	420	75	17	33	21	1442	589	82	2113	.961	41
2010	55	1862	272	496	91	9	43	246	.266	734	.394	227	486	66	21	34	21	1436	597	83	2116	.961	52
2011	56	1944	317	567	94	12	29	292	.292	772	.397	223	326	67	27	28	28	1484	563	81	2128	.962	43
2012	62	2108	340	588	119	14	35	311	.279	840	.398	258	419	51	27	51	26	1659	681	75	2415	.969	51
2013	54	1840	260	489	91	9	13	221	.266	637	.346	243	351	32	15	39	19	1452	609	59	2120	.972	42
2014	57	1938	270	503	94	11	26	249	.260	697	.360	232	403	53	22	38	15	1514	634	62	2210	.972	43
2015	61	2072	381	601	118	14	39	355	.290	864	.417	317	370	41	27	54	30	1652	665	56	2373	.976	49
2016	59	2052	440	614	121	26	80	412	.299	1027	.500	274	391	44	11	29	25	1554	614	60	2228	.973	50
2017	63	2162	433	592	113	5	80	399	.274	955	.442	351	516	58	18	29	25	1670	662	60	2392	.975	43
2018	57	1845	362	476	90	12	59	332	.258	767	.416	282	483	61	12	35	24	1507	520	51	2078	.975	48
2019	56	1883	292	450	87	10	52	257	.239	713	.379	230	527	37	13	23	18	1468	489	74	2031	.964	49
2020	17	570	69	132	30	4	13	63	.232	209	.367	65	121	18	8	2	3	448	161	14	623	.978	13
2021	44	1422	196	356	54	9	32	182	.250	524	.368	190	316	37	8	16	15	1125	414	34	1573	.978	39
<b>Totals</b>	<b>2777</b>	<b>90600</b>	<b>18612</b>	<b>27191</b>	<b>4905</b>	<b>889</b>	<b>2460</b>	<b>16531</b>	<b>.300</b>	<b>41272</b>	<b>.456</b>	<b>11602</b>	<b>15831</b>	<b>3271</b>	<b>1143</b>	<b>1449</b>	<b>1054</b>	<b>66938</b>	<b>27608</b>	<b>4363</b>	<b>98796</b>	<b>.957</b>	<b>2039</b>



Year	CG	IP	H	R	ER	BB	SO	W-L	Sho	ERA	SV	Home W-L	Road W-L	Neut. W-L	NCAA W-L	Win Strk.	Loss Strk.	Feb.	March	April	May	June	1-Run Games	Extra Inn.
1964	--	126.0	137	98	64	39	130	6-12	1	4.57	---	5-7	1-5	0-0	---	2	4	---	1-5	3-4	2-3	---	2-4	0-0
1965	--	97.0	84	79	54	58	117	5-9	2	5.01	---	3-5	2-4	0-0	---	2	4	---	0-0	2-4	3-5	---	0-1	1-0
1966	--	163.0	164	118	74	78	148	13-11	2	4.09	---	8-4	5-7	0-0	---	6	4	---	0-3	9-6	4-2	---	4-5	0-0
1967	9	189.1	159	122	81	96	194	12-13	1	3.84	---	7-4	5-9	0-0	---	5	5	---	3-2	8-7	1-4	---	5-5	0-1
1968	15	150.0	159	115	82	72	135	12-8	2	4.91	---	8-2	4-6	0-0	---	3	3	---	2-0	6-6	4-2	---	4-2	---
1969	20	273.0	228	125	95	122	322	27-10	6	3.13	---	14-2	11-8	2-0	5-2	8	3	---	0-2	13-4	14-4	---	5-1	---
1970	20	278.0	228	134	100	158	287	23-13	5	3.23	---	13-7	8-5	2-1	3-3	7	3	---	3-2	10-6	10-5	---	6-2	---
1971	19	231.1	207	121	90	100	182	21-11	5	3.50	---	17-2	4-9	0-0	---	7	4	---	7-2	7-8	7-1	---	9-5	---
1972	12	234.0	243	132	83	101	224	17-16	2	3.17	3	11-5	5-8	1-3	---	4	4	---	5-4	8-8	4-4	---	3-6	---
1973	9	215.2	204	119	91	94	185	19-11	3	3.80	5	11-6	8-5	0-0	---	7	3	---	5-1	11-5	3-5	---	6-3	---
1974	12	224.1	207	111	83	110	177	21-11	4	3.33	5	13-5	8-6	0-0	---	8	4	---	4-2	13-5	4-4	---	6-5	---
1975	15	248.0	272	184	114	140	186	21-12	3	4.14	1	10-7	11-5	0-0	---	9	4	---	2-4	14-6	5-2	---	8-2	3-3
1976	16	267.2	290	173	123	136	192	23-13	3	4.14	6	11-6	10-4	2-3	---	8	4	---	11-2	10-7	2-4	---	8-5	2-1
1977	19	269.0	289	186	151	162	197	24-13	0	5.05	5	14-4	6-7	4-2	1-2	7	4	---	9-2	12-7	3-4	---	1-4	3-1
1978	11	290.1	279	177	126	165	194	28-10	2	3.91	6	16-6	12-2	0-2	3-2	6	2	---	5-2	17-5	6-3	---	8-4	4-1
1979	16	318.2	346	233	152	185	229	27-18	6	4.29	8	16-7	6-10	5-1	1-2	10	5	---	6-6	11-8	10-4	---	6-4	4-1
1980	17	326.0	374	229	142	165	281	32-13	1	3.92	10	13-4	12-7	7-2	1-2	14	3	---	9-4	18-4	5-5	---	4-5	2-3
1981	13	309.2	339	234	173	166	238	32-12	2	5.03	7	17-5	11-6	4-1	---	8	2	---	12-3	16-6	4-3	---	8-2	1-0
1982	18	323.2	371	232	166	200	284	31-14	3	4.62	4	16-2	9-8	6-4	3-2	7	3	---	13-4	12-6	6-4	---	5-2	0-2
1983	19	309.1	309	205	148	199	218	32-11	4	4.31	8	16-7	14-4	2-0	---	9	2	---	14-5	10-5	8-1	---	0-2	4-2
1984	23	404.1	466	292	219	192	251	35-22	6	4.87	5	22-10	8-11	5-1	---	6	3	---	15-11	13-10	7-1	---	4-4	2-0
1985	18	281.2	348	224	175	119	161	24-16	3	5.59	5	8-6	15-7	1-3	---	5	5	---	11-9	10-7	3-0	---	4-5	1-0
1986	34	436.2	480	301	231	229	289	47-14	4	4.76	3	24-8	12-5	11-1	---	12	3	---	23-8	16-4	8-2	---	7-2	0-1
1987	17	392.1	445	311	243	258	270	38-14	1	5.57	8	17-4	11-8	10-2	0-2	8	3	---	22-5	11-7	5-2	---	5-2	2-1
1988	22	457.1	459	255	189	190	311	41-17	5	3.72	12	21-4	11-8	9-5	---	7	4	---	17-7	16-6	8-4	---	7-6	2-2
1989	17	414.2	367	188	147	183	317	41-10	7	3.19	9	18-3	14-5	9-2	---	18	2	---	15-4	18-5	8-1	---	5-2	1-1
1990	15	455.0	418	200	147	227	263	42-15	8	2.91	8	25-6	15-9	2-0	---	12	3	---	15-10	20-3	7-2	---	3-4	5-1
1991	16	493.1	521	309	250	255	395	40-22	3	4.56	12	22-8	16-12	2-2	---	9	5	---	21-7	15-9	4-6	---	5-8	0-1
1992	7	466.2	466	335	281	317	381	31-23	1	5.44	8	17-12	14-10	0-1	---	7	4	---	16-7	10-11	5-5	---	7-6	4-0
1993	5	458.1	474	317	263	255	311	32-23	1	5.16	6	18-7	13-6	1-10	---	14	5	3-0	4-15	16-4	9-4	---	12-6	1-2
1994	14	453.0	512	315	255	240	378	31-23	3	5.07	10	13-10	16-11	2-2	---	5	5	3-3	11-5	11-10	6-4	---	4-4	1-2
1995	13	502.0	539	353	272	276	420	37-21	5	4.88	6	20-6	14-11	3-4	0-2	7	4	2-0	12-8	17-5	6-8	---	3-3	4-1
1996	8	483.0	598	380	305	224	338	32-25	0	5.68	9	16-6	11-14	5-5	2-2	6	4	3-3	6-10	15-5	8-7	---	11-10	1-2
1997	11	502.0	549	379	318	293	355	35-25	1	5.70	12	20-8	10-11	5-6	2-2	7	5	1-5	11-8	15-5	8-7	---	10-6	1-0
1998	9	448.1	535	390	336	266	355	32-21	1	6.74	9	17-8	11-12	4-1	---	6	5	2-1	9-8	13-8	8-4	---	11-8	3-1
1999	6	475.0	513	367	294	309	337	38-19	0	5.57	11	18-7	15-8	5-4	2-2	12	3	4-0	12-7	14-4	8-8	---	6-8	3-1
2000	12	473.1	513	353	255	253	396	24-33	2	4.85	7	15-14	8-17	1-2	---	4	4	2-4	9-10	8-12	5-7	---	5-4	0-4
2001	18	501.0	481	291	202	191	487	36-22	2	3.63	9	18-6	15-13	3-3	---	5	5	3-3	13-5	14-7	6-7	---	8-7	4-1
2002	9	561.2	594	360	265	243	507	43-21	2	4.25	16	18-6	18-14	7-1	2-2	8	3	2-1	13-3	15-6	11-10	2-1	4-6	5-3
2003	16	567.2	579	306	268	185	530	40-26	4	4.25	14	15-8	20-13	5-5	5-3	5	3	3-2	12-8	11-9	11-5	3-3	8-11	1-5
2004	14	512.0	533	282	229	195	428	31-28	5	4.03	7	15-11	15-14	1-3	---	9	7	1-5	8-7	13-8	9-8	---	4-9	2-4
2005	2	485.1	481	349	269	245	444	26-29	1	4.99	4	17-11	8-12	1-6	---	11	6	1-5	8-8	6-13	12-2	---	6-5	4-0
2006	6	495.2	448	278	217	204	463	33-22	5	3.94	13	16-10	13-8	4-4	---	10	4	2-2	11-7	10-8	10-5	---	7-5	4-1
2007	3	497.0	495	292	236	220	447	23-34	3	4.27	6	15-14	6-18	2-2	---	4	14	2-3	13-8	4-13	4-10	---	5-13	1-3
2008	4	498.1	550	353	296	233	400	40-17	2	5.35	11	21-5	15-12	4-0	---	6	2	4-1	13-6	13-7	10-3	---	6-3	2-1
2009	5	480.2	496	304	241	199	431	34-20	2	4.51	11	17-8	11-9	6-3	---	9	4	1-5	12-7	12-5	9-3	---	6-8	0-4
2010	3	478.2	548	337	267	204	459	21-34	0	5.02	8	14-11	6-21	1-2	---	4	6	1-5	7-11	9-7	3-11	---	6-9	1-1
2011	3	494.2	516	268	213	188	411	33-23	4	3.88	18	18-5	12-15	3-3	---	7	5	4-3	10-6	10-8	9-6	---	10-10	0-2
2012	9	553.0	485	208	158	181	537	40-22	11	2.57	16	19-9	16-9	5-4	1-2	8	3	6-3	15-4	10-7	8-6	1-2	5-11	2-2
2013	2	484.0	442	202	168	156	427	31-23	2	3.12	9	14-9	11-11	6-3	---	5	6	5-1	13-5	9-7	4-10	---	10-7	4-2
2014	4	504.2	472	247	209	203	428	26-31	4	3.73	10	9-10	12-17	5-4	---	3	9	7-2	5-12	7-7	7-8	---	8-13	3-3
2015	3	550.2	451	203	179	221	553	49-12	9	2.93	18	19-3	21-6	9-3	4-2	19	2	6-2	12-5	13-3	17-0	1-2	10-5	5-2
2016	1	518.0	487	306	260	259	524	38-21	2	4.52	14	22-8	13-10	3-3	---	10	5	5-1	15-4	8-8	10-8	---	5-7	0-2
2017	2	556.2	489	271	233	211	560	43-20	6	3.77	12	21-7	19-13	3-0	3-3	9	3	6-1	10-8	14-4	10-4	3-3	3-8	3-0
2018	2	502.1	436	268	238	259	464	40-17	2	4.26	14	17-6	14-8	9-3	1-2	8	4	4-2	15-5	8-6	12-2	1-2	13-2	4-1
2019	2	489.1	522	394	342	273	473	20-36	2	6.29	6	11-12	7-19	2-5	---	4	7	3-5	4-14	6-11	7-6	---	6-6	2-3
2020	0	149.1	131	62	58	65	147	9-8	1	3.50	4	3-2	6-6	0-0	---	2	3	5-5	4-3	---	---	---	2-1	0-1
2021	1	375.0	349	219	194	206	356	21-23	1	4.66	6	11-7	10-14	0-2	---	5	6	4-1	3-7	7-4	6-10	---	9-4	3-2
Totals	610	22694.2	22873	14196	11114	10714	19124	1703-1073	178	4.41	423	880-392	634-552	189-129	39-39	19	14	95-74	556-337	647-380	393-265	11-13	348-307	105-78



**At-Bats**

1964.....	Dennis Pitner-Jeff Viles.....	60
1965.....	Pat Hogan.....	47
1966.....	Ken Brown.....	75
1967.....	Ken Brown-Larry Lalumondiere.....	83
1968.....	Bill Helfrecht.....	76
1969.....	Jay Mason.....	126
1970.....	Bill Helfrecht.....	129
1971.....	Bill Helfrecht.....	110
1972.....	Randy Magers.....	109
1973.....	Gus Lombardo-Randy Magers.....	96
1974.....	Bobby McCulloch.....	108
1975.....	Rod Towe.....	121
1976.....	Terry Kasper.....	128
1977.....	Bob Blakley.....	135
1978.....	Gary Mitchell.....	128
1979.....	Jim Schaefer.....	162
1980.....	Mark Garrett-Bobby Narron.....	165
1981.....	Mark Bailey.....	150
1982.....	J. D. Warner.....	168
1983.....	J. D. Warner.....	156
1984.....	Rick Clarkston.....	187
1985.....	Howard Bell.....	125
1986.....	Bill Goedde.....	219
1987.....	John Wahlig.....	198
1988.....	Pat Kelly.....	207
1989.....	Earnie Johnson.....	198
1990.....	Jim Calhoun.....	223
1991.....	Evan Pratte.....	236
1992.....	Bill Mueller.....	222
1993.....	Bill Mueller.....	213
1994.....	Alex Manary.....	219
1995.....	Dave Slemmer.....	251
1996.....	Jason Hart-Dan Kneeshaw.....	237
1997.....	Jason Hart.....	240
1998.....	Brandon Jackson.....	236
1999.....	Micah Holst.....	240
2000.....	Matt Gardner.....	233
2001.....	Matt Gardner.....	250
2002.....	Greg Mathis.....	251
2003.....	Dant'e Brinkley.....	278
2004.....	Kirk McConnell.....	217
2005.....	Jake Hilgendorf.....	224
2006.....	Matt Lawson.....	227
2007.....	Matt Lawson.....	230
2008.....	Brayden Drake.....	240
2009.....	Kevin Medrano.....	231
2010.....	Aaron Conway.....	230
2011.....	Brent Seifert.....	232
2012.....	Helms-Medrano-Voit.....	248
2013.....	Tate Matheny.....	229
2014.....	Dylan Becker.....	222

2015.....	Joey Hawkins.....	248
2016.....	Hunter Steinmetz.....	246
2017.....	Hunter Steinmetz.....	253
2018.....	Jeremy Eierman.....	223
2019.....	John Privitera.....	212
2020.....	Jack Duffy.....	66
2021.....	Dakota Kotowski.....	156

**Runs**

1964.....	Dennis Pitner.....	13
1965.....	Jim Nichols.....	12
1966.....	Ken Brown.....	22
1967.....	Ken Brown.....	20
1968.....	Danny Cook.....	16
1969.....	Bill Helfrecht.....	32
1970.....	Bill Helfrecht-Dennis Strickland.....	26
1971.....	Bill Helfrecht.....	29
1972.....	Mark Brown.....	26
1973.....	Gus Lombardo.....	27
1974.....	Bob Blakely.....	32
1975.....	Bob Blakely-Rod Towe.....	29
1976.....	Bob Blakely.....	33
1977.....	Mark Mennemeier.....	36
1978.....	Jim Schaefer.....	43
1979.....	Ron Snider.....	42
1980.....	Bobby Narron.....	52
1981.....	Mark Garrett.....	60
1982.....	J. D. Warner.....	45
1983.....	J. D. Warner.....	53
1984.....	Rick Clarkston.....	60
1985.....	Jeff Forrest.....	44
1986.....	Steve Meyer.....	67
1987.....	Jeff Kaiser.....	64
1988.....	Mike Ruble.....	60
1989.....	Corby Fister.....	53
1990.....	Corby Fister.....	44
1991.....	Bill Mueller.....	69
1992.....	Bill Mueller.....	61
1993.....	Bill Mueller.....	63
1994.....	David Lance.....	50
1995.....	Steve Hacker.....	63
1996.....	Dan Kneeshaw.....	64
1997.....	Lance Burkhart-Richie Smith.....	61
1998.....	Jason Hart.....	71
1999.....	Matt Cepicky.....	90
2000.....	Matt Gardner.....	59
2001.....	Jeremy Isenhower.....	57
2002.....	Jeremy Isenhower.....	61
2003.....	Dant'e Brinkley.....	68
2004.....	Jud Kindle.....	50
2005.....	Kirk McConnell.....	62
2006.....	Matt Lawson.....	43
2007.....	Nolan Keane.....	45



**Lance Burkhart**

2008.....	Ben Woodbury.....	57
2009.....	Aaron Conway.....	58
2010.....	Kevin Medrano.....	44
2011.....	Aaron Conway.....	52
2012.....	Spiker Helms.....	50
2013.....	Tate Matheny.....	40
2014.....	Tate Matheny.....	42
2015.....	Spencer Johnson.....	50
2016.....	Jake Burger.....	59
2017.....	Jake Burger.....	69
2018.....	Hunter Steinmetz.....	49
2019.....	Ben Whetstone.....	36
2020.....	Jack Duffy.....	12
2021.....	Ben Whetstone.....	29


2006.....	Tim Rafferty.....	58
2007.....	Ben Woodbury.....	68
2008.....	Ben Woodbury.....	92
2009.....	Brayden Drake.....	79
2010.....	Kevin Medrano.....	86
2011.....	Aaron Conway.....	75
2012.....	Kevin Medrano.....	81
2013.....	Tate Matheny.....	77
2014.....	Tate Matheny.....	72
2015.....	Jake Burger.....	78
2016.....	Jake Burger.....	82
2017.....	Jake Burger.....	81
2018.....	Drew Millas.....	68
2019.....	Jack Duffy.....	60
2020.....	Drake Baldwin.....	18
2021.....	Drake Baldwin.....	43

**Hits**

1964.....	Don Tilton.....	20
1965.....	Jim Nichols-Jim Johnson.....	14
1966.....	Ken Brown.....	30
1967.....	Larry Lalumondiere.....	23
1968.....	Tom Lee.....	22
1969.....	Danny Cook.....	41
1970.....	Bill Helfrecht.....	39
1971.....	Bill Helfrecht.....	43
1972.....	Steve Hutton.....	35
1973.....	Gus Lombardo.....	30
1974.....	Bob Blakley.....	44
1975.....	Bobby McCulloch.....	40
1976.....	Bob Blakley.....	41
1977.....	Bob Blakley.....	47
1978.....	Jim Schaefer.....	51
1979.....	Ron Snider.....	52
1980.....	Bobby Narron.....	60
1981.....	Mark Garrett.....	62
1982.....	J. D. Warner.....	69
1983.....	J. D. Warner.....	69
1984.....	Rick Clarkston.....	73
1985.....	Rick Clarkston.....	53
1986.....	Steve Meyer.....	84
1987.....	Jeff Kaiser.....	74
1988.....	Jeff Kaiser.....	75
1989.....	Matt Brewer.....	74
1990.....	Evan Pratte.....	72
1991.....	Bill Mueller.....	86
1992.....	Steve Aldridge-Bill Mueller.....	74
1993.....	Bill Mueller.....	79
1994.....	Dave Slemmer.....	75
1995.....	Steve Hacker-Dave Slemmer.....	96
1996.....	Dan Kneeshaw.....	84
1997.....	Jason Hart.....	91
1998.....	Jason Hart.....	92
1999.....	Micah Holst.....	94
2000.....	Ryan Howard.....	83
2001.....	Dant'e Brinkley.....	85
2002.....	Dant'e Brinkley.....	86
2003.....	Dant'e Brinkley.....	96
2004.....	Jud Kindle.....	64
2005.....	Jake Hilgendorf.....	71

**Doubles**

1964.....	Dennis Pitner.....	7
1965.....	Jim Nichols.....	5
1966.....	Pat Hogan.....	5
1967.....	Cook-Eaton-Lalumondiere.....	4
1968.....	Danny Cook.....	5
1969.....	Bill Helfrecht.....	8
1970.....	Bill Helfrecht.....	7
1971.....	Roy Mueller.....	8
1972.....	Randy Magers.....	10
1973.....	Gaylord Gregory.....	7
1974.....	Randy Magers.....	9
1975.....	Rod Towe.....	8
1976.....	Terry Kasper-Elg Huddleston.....	7
1977.....	Blakley-Snider-Guttin.....	8
1978.....	Jim Schaefer-Ron Snider.....	9
1979.....	Ron Snider.....	14
1980.....	Dave Schneider.....	18
1981.....	five players tied with.....	10
1982.....	J. D. Warner.....	11
1983.....	Danny Iseminger.....	13
1984.....	Rick Clarkston.....	14
1985.....	Rick Clarkston.....	18
1986.....	Steve Meyer.....	26
1987.....	Brian Mahaffey.....	20
1988.....	Earnie Johnson.....	21
1989.....	Earnie Johnson.....	17
1990.....	Brent Bartlett.....	12
1991.....	Matt Brewer.....	21
1992.....	Chad Lakin.....	22
1993.....	Chad Lakin.....	21
1994.....	Dave Slemmer.....	15
1995.....	Dan Kneeshaw.....	20
1996.....	Jason Hart.....	20
1997.....	Chris Curry.....	18
1998.....	Brandon Jackson.....	23
1999.....	Micah Holst.....	16
2000.....	Nick Kays.....	14
2001.....	Dant'e Brinkley.....	16
2002.....	Matt Gardner.....	22
2003.....	Dant'e Brinkley.....	18



**Jon Hale**



2004	Brooks Colvin-Jud Kindle	15
2005	Kirk McConnell	19
2006	Matt Lawson	19
2007	Kyle Paul-Brayden Drake	14
2008	Brayden Drake	21
2009	Brayden Drake	19
2010	Kevin Medrano	18
2011	Aaron Conway-Brent Seifert	16
2012	Spiker Helms	23
2013	Keenen Maddox	16
2014	Patrick Drake	13
2015	Jake Burger	22
2016	Aaron Meyer	17
2017	Justin Paulsen	17
2018	Jeremy Eierman	17
2019	Jack Duffy	13
2020	Jack Duffy	5
2021	Dakota Kotowski	8

<b>Triples</b>		
1964	Dennis Pitner-Don Tilton	2
1965	Ken Brown-Jeff Viles	2
1966	Ken Brown	5
1967	Ken Brown	3
1968	Tom Lee	3
1969	Rich Branstetter	3
1970	Helfrecht-Shipps-Cobb	3
1971	Steve Cobb	6
1972	Rod Towe	2
1973	Curt Wimberley	1
1974	Bob Blakley	4
1975	Terry Kasper-Larry Plaster	4
1976	Chuck Feltz	3
1977	Bob Blakley-Ron Snider	4
1978	Ron Snider	6
1979	Terry Burke	5
1980	Bobby Narron	8
1981	Mark Garrett	8
1982	J. D. Warner-Mark Garrett	5
1983	J. D. Warner	7
1984	Tim Blasi-Clay Stamper	4
1985	Jeff O'Dell	2
1986	Greg Brewer	7
1987	John Wahlig	6
1988	Mike Ruble	6
1989	Corby Fister	6
1990	Evan Pratte	8
1991	Evan Pratte	6
1992	Bill Mueller	5
1993	Bill Mueller-Jeff Sauer	3
1994	Alex Manary	4
1995	Dan Kneeshaw-Dave Slemmer	4
1996	Brad Kennedy	7
1997	Richie Smith	5
1998	Matt Cepicky-Micah Holst	5
1999	Micah Holst-Mike Collier	4
2000	Dan Firlit-Nick Kays	2
2001	Dant'e Brinkley	12

2002	Jeremy Isenhower	6
2003	Rick Wilson	5
2004	Hilgendorf-Gotcher-Nasby	2
2005	Jake Hilgendorf	3
2006	Matt Lawson	3
2007	Kyle Paul-Matt Lawson	3
2008	Ben Woodbury	5
2009	Aaron Conway	8
2010	Kevin Medrano-Aaron Conway	2
2011	Aaron Conway	5
2012	Trey Massenberg	6
2013	Joey Hawkins	2
2014	Spencer Johnson	3
2015	Dylan Becker-Jake Burger	3
2016	Hunter Steinmetz	7
2017	Jeremy Eierman	2
2018	Jack Duffy	3
2019	John Privitera	3
2020	Baldwin-Kotowski-Whetstone-Privitera	1
2021	Drake Baldwin-Mason Hull	2

<b>Home Runs</b>		
1964	Dennis Pitner	2
1965	Jim Johnson-Ken Brown	2
1966	Ken Brown	5
1967	Ken Brown	5
1968	Danny Cook-Ken Eaton	3
1969	Danny Cook	6
1970	Dennis Strickland	2
1971	Roger Cromer	3
1972	Randy Magers	2
1973	Doug Bagby	2
1974	Bob Blakley	8
1975	Bob Blakley	9
1976	Bob Blakley	9
1977	Mark Mennemeier	15
1978	Larry Goessling	10
1979	Terry Burke	4
1980	Mark Bailey	7
1981	Mark Bailey	9
1982	Mark Bailey-Rusty Hilgenkamp	6
1983	Alvin Hamilton	6
1984	Bruce Bax	15
1985	Matt Nowak	8
1986	Steve Meyer	19
1987	Brian Mahaffey	11
1988	Brian Mahaffey	21
1989	Corby Fister-Earnie Johnson	9
1990	Corby Fister	7
1991	Sean Davolt	14
1992	John Knott	14
1993	Kevin Taylor	19
1994	Steve Hacker	15
1995	Steve Hacker	37
1996	Lance Burkhart	18
1997	Jason Hart	20
1998	Jason Hart	28
1999	Matt Cepicky	30

2000	Ryan Howard	18
2001	Ryan Howard	13
2002	Tony Piazza	13
2003	Tony Piazza	15
2004	Jake Manning	7
2005	Kirk McConnell	8
2006	Clay Coulter	7
2007	Nolan Keane	9
2008	Ben Carlson	17
2009	Ben Carlson	16
2010	Aaron Conway	7
2011	Brent Seifert	9
2012	Keenen Maddox	8
2013	Tate Matheny	4
2014	Tate Matheny	10
2015	Justin Paulsen	8
2016	Spencer Johnson	24
2017	Jeremy Eierman	23
2018	Matt Brown	14
2019	Dakota Kotowski	12
2020	Dakota Kotowski-Ben Whetstone	3
2021	Jaden Rolffs	10

<b>Runs Batted-In</b>		
1964	Jeff Viles	13
1965	Terry Snider	12
1966	Larry Lalumondiere	26
1967	Ken Brown	15
1968	Tom Lee	16
1969	Danny Cook	36
1970	Dennis Strickland	20
1971	Roy Mueller	19
1972	Randy Magers	22
1973	Randy Magers	23
1974	Bob Blakley	34
1975	Bob Blakley	35
1976	Bob Blakley	31
1977	Mark Mennemeier	46
1978	Larry Goessling	37
1979	Ron Snider	32
1980	Mark Bailey	49
1981	Mark Bailey	49
1982	Mark Bailey	48
1983	J. D. Warner	42
1984	Bruce Bax	67
1985	Rick Clarkston	35
1986	Steve Meyer	83
1987	Brian Mahaffey	55
1988	Brian Mahaffey	69
1989	Matt Brewer	52
1990	Jim Calhoon	49
1991	Matt Brewer	75
1992	John Knott	54
1993	Kevin Taylor	49
1994	Dave Slemmer	56
1995	Steve Hacker	95
1996	Lance Burkhart	64
1997	Jason Hart	60
1998	Jason Hart	91
1999	Matt Cepicky	100
2000	Ryan Howard	63
2001	Greg Mathis	55
2002	Dant'e Brinkley	55
2003	Tony Piazza	55
2004	Jake Manning	45
2005	Matt Weglarz	49
2006	Nolan Keane-Brayden Drake	35
2007	Kyle Paul	37
2008	Ben Carlson	67
2009	Brayden Drake	54
2010	Christian Overstreet	30
2011	Brent Seifert	43
2012	Brent Seifert-Luke Voit	46
2013	Luke Voit	30
2014	Tate Matheny	37
2015	Justin Paulsen	47
2016	Jake Burger	72
2017	Jeremy Eierman	68
2018	Drew Millas	61
2019	Ben Whetstone	32
2020	Dakota Kotowski	16
2021	Jaden Rolffs	27

<b>Batting Average</b>		
1964	Don Tilton	408
1965	Jim Nichols	438
1966	Ken Brown	400
1967	Larry Lalumondiere	277
1968	Tom Lee	373

1969	Danny Cook	342
1970	Dennis Strickland	327
1971	Bill Helfrecht	391
1972	Steve Hutton	339
1973	Gus Lombardo	313
1974	Bob Blakley	440
1975	Bobby McCulloch	367
1976	Bob Blakley	353
1977	Mark Mennemeier	396
1978	Jim Schaefer	402
1979	Ron Snider	364
1980	Dave Schneider	399
1981	Terry Repp	432
1982	J. D. Warner-Rick Hardesty	411
1983	J. D. Warner	442
1984	Danny Iseminger	401
1985	Rick Clarkston	427
1986	Steve Meyer	416
1987	Jeff Kaiser	404
1988	Jeff Kaiser	399
1989	Matt Brewer	383
1990	Bill Mueller	397
1991	Bill Mueller	413
1992	John Knott	364
1993	Bill Mueller	371
1994	Dave Slemmer	344
1995	Steve Hacker	409
1996	Lance Burkhart	358
1997	Jason Hart	379
1998	Jason Hart	416
1999	Matt Cepicky	414
2000	Ryan Howard	379
2001	Dant'e Brinkley	374
2002	Shaun Marcum	354
2003	Dant'e Brinkley	345
2004	Brooks Colvin	323
2005	Adam Pummill	353
2006	Nolan Keane	331
2007	Kyle Paul	323
2008	Ben Woodbury	388
2009	Brayden Drake	414
2010	Kevin Medrano	410
2011	Brock Chaffin	344
2012	Kevin Medrano	327
2013	Tate Matheny	336
2014	Tate Matheny	330
2015	Jake Burger	342
2016	Jake Burger	349
2017	Jake Burger	328
2018	Drew Millas	321
2019	Jack Duffy	305
2020	Drake Baldwin	295
2021	Mason Hull	313

<b>Total Bases</b>		
1964	NA	
1965	Ken Brown	25
1966	Ken Brown	57
1967	Ken Brown	45
1968	Tom Lee	34
1969	Danny Cook	67
1970	Bill Helfrecht	55
1971	Bill Helfrecht	60
1972	Randy Magers	49
1973	Bagby-Gregory-Magers	34
1974	Bob Blakley	82
1975	Bob Blakley	72
1976	Bob Blakley	76
1977	Mark Mennemeier	95
1978	Larry Goessling	84
1979	Ron Snider	79
1980	Bobby Narron	102
1981	Mark Garrett	106
1982	J. D. Warner	96
1983	J. D. Warner	93
1984	Rick Clarkston	117
1985	Rick Clarkston	80
1986	Steve Meyer	173
1987	Brian Mahaffey	126
1988	Brian Mahaffey	137
1989	Earnie Johnson	122
1990	Evan Pratte	111
1991	Matt Brewer	146
1992	Cory Krueger	114
1993	Bill Mueller	136
1994	Steve Hacker	131
1995	Steve Hacker	225
1996	Lance Burkhart	157
1997	Jason Hart	168



1998.....	Jason Hart	191
1999.....	Matt Cepicky	193
2000.....	Ryan Howard	146
2001.....	Matt Gardner	134
2002.....	Greg Mathis	136
2003.....	Dant'e Brinkley	144
2004.....	Jud Kindle	97
2005.....	Kirk McConnell	115
2006.....	Matt Lawson	103
2007.....	Nolan Keane	105
2008.....	Ben Carlson	145
2009.....	Brayden Drake	128
2010.....	Kevin Medrano	120
2011.....	Brent Seifert	112
2012.....	Spiker Helms	111
2013.....	Tate Matheny	105
2014.....	Tate Matheny	115
2015.....	Jake Burger	118
2016.....	Jake Burger	162
2017.....	Jeremy Eierman	164
2018.....	Jeremy Eierman	115
2019.....	Drew Millas	86
2020.....	Dakota Kotowski	32
2021.....	Drake Baldwin	66

**Slugging Percentage**

1964.....	NA	
1965.....	Jim Nichols	.750
1966.....	Ken Brown	.760
1967.....	Ken Brown	.542
1968.....	Ken Eaton	.600
1969.....	Danny Cook	.558
1970.....	Steve Cobb	.492
1971.....	Bill Helfrecht	.545
1972.....	Randy Magers	.450
1973.....	Doug Bagby	.436
1974.....	Bob Blakley	.820
1975.....	Bob Blakley	.621
1976.....	Bob Blakley	.665
1977.....	Mark Mennemeier	.896
1978.....	Larry Goessling	.688
1979.....	Terry Burke	.605
1980.....	Bobby Narron	.618
1981.....	Mark Garrett	.711
1982.....	Rusty Hilgenkamp	.593
1983.....	Alvin Hamilton	.648
1984.....	Danny Iseminger	.639
1985.....	Rick Clarkston	.645
1986.....	Steve Meyer	.856
1987.....	Brian Mahaffey	.716
1988.....	Brian Mahaffey	.714
1989.....	Corby Fister	.624
1990.....	Corby Fister	.563
1991.....	Matt Brewer	.646
1992.....	John Knott	.679
1993.....	Kevin Taylor	.660
1994.....	Steve Hacker	.601
1995.....	Steve Hacker	.957
1996.....	Lance Burkhart	.686
1997.....	Jason Hart	.700
1998.....	Jason Hart	.864
1999.....	Matt Cepicky	.869
2000.....	Ryan Howard	.667
2001.....	Corey Lawson	.579
2002.....	Greg Mathis	.542
2003.....	Tony Piazza	.567
2004.....	Jake Manning	.477
2005.....	Kirk McConnell	.564
2006.....	Nolan Keane	.563
2007.....	Nolan Keane	.507
2008.....	Ben Carlson	.678
2009.....	Brayden Drake	.670
2010.....	Kevin Medrano	.571
2011.....	Brock Chaffin	.550
2012.....	Keenen Maddox	.511
2013.....	Tate Matheny	.459
2014.....	Tate Matheny	.528
2015.....	Jake Burger	.518
2016.....	Spencer Johnson	.707
2017.....	Jeremy Eierman	.675
2018.....	Matt Brown	.537
2019.....	Dakota Kotowski	.576
2020.....	Dakota Kotowski	.576
2021.....	Jaden Rolffs	.466

**Extra-Base Hits**

1964.....	NA	
1965.....	Jim Nichols	7
1966.....	Ken Brown	12
1967.....	Ken Brown	11

1968.....	Danny Cook-Ken Eaton	8
1969.....	Danny Cook	13
1970.....	Bill Helfrecht	11
1971.....	Bill Helfrecht	11
1972.....	Randy Magers	13
1973.....	Doug Bagby-Gaylord Gregory	7
1974.....	Bob Blakley	18
1975.....	Rod Towe	14
1976.....	Bob Blakley	15
1977.....	Mark Mennemeier	22
1978.....	Ron Snider	18
1979.....	Ron Snider	19
1980.....	Dave Schneider	23
1981.....	Mark Garrett	24
1982.....	J. D. Warner	18
1983.....	Alvin Hamilton	17
1984.....	Bruce Bax	24
1985.....	Rick Clarkston	21
1986.....	Steve Meyer	48
1987.....	Brian Mahaffey	33
1988.....	Brian Mahaffey	32
1989.....	Earnie Johnson	29
1990.....	Evan Pratte	21
1991.....	Matt Brewer	35
1992.....	Kevin Taylor	28
1993.....	Kevin Taylor	33
1994.....	Steve Hacker	29
1995.....	Steve Hacker	55
1996.....	Lance Burkhart	38
1997.....	Jason Hart	37
1998.....	Jason Hart	43
1999.....	Matt Cepicky	40
2000.....	Nick Kays	30
2001.....	Dant'e Brinkley-Ryan Howard	29
2002.....	Matt Gardner	30
2003.....	Dant'e Brinkley	29
2004.....	Jud Kindle	21
2005.....	Kirk McConnell	29
2006.....	Matt Lawson	23
2007.....	Kyle Paul	21
2008.....	Brayden Drake	31
2009.....	Ben Carlson	31
2010.....	Kevin Medrano	24
2011.....	Brent Seifert	26
2012.....	Spiker Helms	29
2013.....	Tate Matheny	19
2014.....	Tate Matheny	21
2015.....	Jake Burger	29
2016.....	Spencer Johnson	41
2017.....	Jeremy Eierman	40
2018.....	Jeremy Eierman	29
2019.....	Ben Whetstone-Drew Millas	18
2020.....	Dakota Kotowski	8
2021.....	Jaden Rolffs	15

**Stolen Bases**

1964.....	Don Tilton	5
1965.....	Pat Hogan	5
1966.....	Ken Brown	6
1967.....	Danny Cook	7
1968.....	Bill Helfrecht	7
1969.....	Danny Cook-Bill Helfrecht	8
1970.....	Bill Helfrecht	9
1971.....	Bill Helfrecht	11
1972.....	Mark Brown	19
1973.....	Randy Magers	9
1974.....	Larry Plaster	11
1975.....	Rod Towe	12
1976.....	Bob Blakley	15
1977.....	Gary Mitchell	15
1978.....	Gary Mitchell	19
1979.....	Narron-Garrett-Schaefer	13
1980.....	Bobby Narron	18
1981.....	Mark Garrett	11
1982.....	Mark Garrett	15
1983.....	Alvin Hamilton	12
1984.....	Tim Blasi-Rick Clarkston	14
1985.....	Greg Brewer	11
1986.....	Greg Brewer	30
1987.....	John Wahlig	25
1988.....	Mike Ruble	29
1989.....	Pat Kelly	10
1990.....	Brent Bartlett	16
1991.....	Matt Brewer-Bill Mueller	12
1992.....	Bill Mueller	23
1993.....	Bill Mueller	19
1994.....	Dave Stemmer	17
1995.....	Mike Byas	13
1996.....	Brad Kennedy	12
1997.....	Mike Byas	15
1998.....	Micah Holst	17
1999.....	Micah Holst	15
2000.....	Mike Collier	8
2001.....	Dant'e Brinkley	18
2002.....	Dant'e Brinkley	25
2003.....	Dant'e Brinkley	24
2004.....	Brooks Colvin	12
2005.....	Kirk McConnell	12
2006.....	Matt Lawson	20
2007.....	Matt Lawson-Ben Woodbury	17
2008.....	Brayden Drake	14
2009.....	Aaron Conway	18
2010.....	Aaron Conway	24
2011.....	Aaron Conway	19
2012.....	Kevin Medrano	12
2013.....	Luke Voit	8
2014.....	Dylan Becker	14
2015.....	Tate Matheny	12
2016.....	Hunter Steinmetz	14
2017.....	Jeremy Eierman	17
2018.....	Jeremy Eierman	21


2019.....	Logan Geha	13
2020.....	John Privitera	6
2021.....	Walker Jenkins	11

**Fielding Average**


1964.....	NA	
1965.....	NA	
1966.....	NA	
1967.....	Tom Gold	.986
1968.....	Bill Helfrecht	1.000
1969.....	Steve Seal	.991
1970.....	Steve Seal	.994
1971.....	Roy Mueller	.989
1972.....	Doug Bagby	.995
1973.....	Doug Bagby	.986
1974.....	Bob Blakley	.985
1975.....	Karl Loughary	.969
1976.....	Chuck Feltz	.984
1977.....	Ron Snider	.993
1978.....	Ron Snider	.991
1979.....	Ron Snider	.991
1980.....	Keith Champion	.983
1981.....	Jim Luntzer	.990
1982.....	Jim Luntzer	.997
1983.....	Paul Reinsch	.992
1984.....	Bruce Bax	.978
1985.....	Rick Clarkston	.982
1986.....	Steve Meyer	.982
1987.....	Brian Mahaffey	.979
1988.....	Dan Hickman	.988
1989.....	Corby Fister-Cory Krueger	1.000
1990.....	Cory Krueger-Chad Lakin	1.000
1991.....	Greg Faron	.986
1992.....	Chad Lakin	1.000
1993.....	Jeff Sauer	.985
1994.....	Steve Hacker	.992
1995.....	Steve Hacker	.989
1996.....	J. J. Scerba	.997
1997.....	Jason Hart	.987
1998.....	Micah Holst	.991
1999.....	Micah Holst	1.000
2000.....	Ben Margalski	.979
2001.....	Ryan Howard	.982
2002.....	Dant'e Brinkley	1.000
2003.....	Tony Piazza	.995
2004.....	Chris Taylor	1.000
2005.....	Tim Rafferty	.988
2006.....	Clay Coulter	.992
2007.....	Kyle Paul	1.000
2008.....	Nolan Keane	1.000
2009.....	Tyler Ryan	.987
2010.....	Aaron Conway	1.000
2011.....	Brett Marshall	.986
2012.....	Brett Marshall	.987
2013.....	Luke Voit	.996
2014.....	Tate Matheny	.994
2015.....	Tate Matheny	.994



**Dant'e Brinkley**



**Matt Cepicky**



Sam Perez

2016..... Eduardo Castro .....	996
2017..... Justin Paulsen .....	986
2018..... Drew Millas .....	994
2019..... Ben Whetstone.....	989
2020..... Ben Whetstone-Logan Geha.....	1,000
2021..... Drake Baldwin .....	996

**Double Plays**

1964..... NA .....	
1965..... NA .....	
1966..... NA .....	
1967..... NA .....	
1968..... NA .....	
1969..... NA .....	
1970..... NA .....	
1971..... NA .....	
1972..... NA .....	
1973..... Gus Lombardo-Randy Magers.....	7
1974..... Gus Henry-Randy Magers.....	15
1975..... Larry Plaster .....	13
1976..... Ron Snider.....	24
1977..... Ron Snider.....	25
1978..... Ron Snider.....	20
1979..... Ron Snider.....	26
1980..... Deron Thomas .....	18
1981..... Mark Bailey-Deron Thomas.....	15
1982..... Jim Luntzer .....	21
1983..... Danny Iseminger .....	24
1984..... Danny Iseminger .....	40
1985..... Rick Clarkston .....	21
1986..... Steve Meyer .....	58
1987..... Jeff Kaiser-John Wahlig.....	19
1988..... Brian Mahaffey.....	41
1989..... Earnie Johnson .....	32
1990..... Jim Calhoun.....	52
1991..... Evan Pratte.....	43
1992..... Bill Mueller.....	27
1993..... Steve Aldridge .....	38
1994..... Steve Hacker .....	30
1995..... Steve Hacker .....	48
1996..... Jason Hart .....	46
1997..... Jason Hart .....	53
1998..... Jason Hart .....	48
1999..... Ryan Howard.....	60
2000..... Ryan Howard.....	48
2001..... Ryan Howard.....	44
2002..... Jeremy Isenhower .....	37
2003..... Adam Pummill .....	30
2004..... Scott Nasby-Brooks Colvin.....	28
2005..... Tim Rafferty .....	22
2006..... Tim Rafferty .....	38
2007..... Matt Lawson .....	47
2008..... Chris Player .....	29
2009..... Travis McCormack-Tyler Ryun.....	26
2010..... Kevin Medrano .....	42
2011..... Travis McCormack.....	30
2012..... Brock Chaffin .....	39
2013..... Eric Cheray .....	26
2014..... Eric Cheray .....	28
2015..... Justin Paulsen .....	43
2016..... Justin Paulsen .....	44
2017..... Justin Paulsen .....	35
2018..... Ben Whetstone.....	45
2019..... Ben Whetstone.....	46
2020..... Ben Whetstone.....	11
2021..... Ben Whetstone.....	33

**Innings Pitched**

1964..... Gary Wilson .....	44.1
1965..... Ron Newell .....	41.0
1966..... Ron Newell .....	62.1
1967..... Gary Wilson .....	55.1
1968..... Bob Sutton .....	33.0
1969..... Ken Watkins .....	73.0
1970..... Ken Watkins.....	82.0
1971..... Mark Lopinot.....	63.0
1972..... Jan Schmidt .....	55.0
1973..... Gus Strebeck .....	39.0
1974..... Mike Weber .....	49.2
1975..... Wade Palmer .....	66.1
1976..... Wade Palmer .....	73.2
1977..... Jody Payne .....	69.0
1978..... Dale Lopinot .....	68.0
1979..... Kirby Cannon.....	77.2
1980..... Steve Anderson .....	70.2
1981..... Steve Anderson .....	55.2
1982..... Dave Dickensheet .....	75.0
1983..... Scott Middleton.....	47.2
1984..... Tom Fulkerson .....	68.1
1985..... Tom Fulkerson .....	53.2

1986..... Brian Wisser .....	102.2
1987..... Jim Gibbs .....	86.2
1988..... Dale Bowling.....	75.0
1989..... Jerry Oetting .....	66.0
1990..... Paul Crain .....	74.1
1991..... Paul Crain .....	87.2
1992..... Greg Resz .....	78.2
1993..... Mike Whitley .....	72.1
1994..... Pete Prater .....	92.0
1995..... Jarrod Mays .....	93.0
1996..... Jarrod Mays .....	89.0
1997..... Rob Garola .....	87.1
1998..... Scott Geitz .....	81.2
1999..... John Hardin .....	70.0
2000..... Brad Ziegler .....	72.2
2001..... Matt Palmer .....	93.2
2002..... Brad Ziegler .....	95.0
2003..... Chad Mulholland.....	119.2
2004..... Derek Drage .....	112.1
2005..... Brett Sinkbeil .....	87.2
2006..... Ross Detwiler.....	93.0
2007..... Ross Detwiler-Scott Carroll.....	89.0
2008..... Tim Clubb .....	103.2
2009..... Aaron Meade .....	90.1
2010..... Mike Kickham .....	96.0
2011..... Nick Petree .....	96.0
2012..... Nick Petree .....	115.1
2013..... Nick Petree .....	100.1
2014..... Jon Harris .....	79.2
2015..... Matt Hall .....	125.0
2016..... Jordan Knutson .....	91.2
2017..... Doug Still .....	103.0
2018..... Dylan Coleman .....	102.2
2019..... Logan Wiley .....	90.2
2020..... Logan Wiley .....	23.1
2021..... Logan Wiley .....	72.2

**Victories**

1964..... Wes Rhea .....	3
1965..... Ron Newell .....	3
1966..... Ron Newell .....	6
1967..... Bob Sutton .....	3
1968..... Kelly Hedgpeth-Ken Watkins.....	3
1969..... Ken Watkins .....	9
1970..... Ken Watkins-Mark Lopinot.....	7
1971..... Dick Jones .....	7
1972..... Jan Schmidt .....	4
1973..... Johnny McCulloch .....	5
1974..... Oatman-Palmer-Weber.....	5
1975..... Wade Palmer .....	7
1976..... Wade Palmer .....	8
1977..... Jody Payne .....	6
1978..... Cannon-Payne-Lopinot.....	6
1979..... Kirby Cannon .....	8
1980..... Steve Anderson .....	9
1981..... Dave Dickensheet .....	7
1982..... Rick Brandell-Dave Dickensheet.....	8
1983..... Danny Harwell .....	6
1984..... Scott Huff .....	8
1985..... Stacey Burkey-Scott Prince.....	5
1986..... Brian Wisser .....	10
1987..... Jim Gibbs .....	9
1988..... Tony Floyd .....	7
1989..... Paul Crain-Jerry Oetting.....	7
1990..... Chris Juday-Craig Sands.....	8
1991..... Dirk Lindauer .....	9
1992..... Brent Evans-Andy Finley.....	6
1993..... Jason Myers .....	7
1994..... Pete Prater .....	8
1995..... Jarrod Mays .....	10
1996..... Scott Geitz .....	6
1997..... Rob Garola .....	9
1998..... Ben Walker-Scott Geitz.....	6
1999..... Shayne Ferrier .....	6
2000..... John Hardin-John Rheinecker.....	5
2001..... Brad Ziegler .....	9
2002..... Ziegler-Gray-Jefferson.....	7
2003..... Brad Ziegler .....	12
2004..... Jeff Gray .....	8
2005..... Brett Sinkbeil .....	7
2006..... Ross Detwiler .....	7
2007..... Tim Clubb .....	6
2008..... Tim Clubb .....	11
2009..... Buddy Baumann .....	11
2010..... Pat Doyle .....	5
2011..... Nick Petree .....	9
2012..... Nick Petree .....	10
2013..... Nick Petree-Jon Harris.....	8
2014..... Cody Schumacher .....	6

2015..... Matt Hall .....	12
2016..... Sam Perez .....	8
2017..... Coleman-Fromson-Knutson-Still.....	8
2018..... Dylan Coleman .....	10
2019..... Logan Wiley .....	5
2020..... Forrest Barnes .....	3
2021..... Trey Ziegenbein.....	8

**Strikeouts**

1964..... Wes Rhea .....	54
1965..... Ron Newell .....	56
1966..... Ron Newell .....	72
1967..... Gary Wilson .....	64
1968..... Bob Sutton .....	38
1969..... Charles Burt .....	78
1970..... Ken Watkins .....	79
1971..... Mark Lopinot.....	72
1972..... Jan Schmidt .....	49
1973..... David Oatman .....	39
1974..... Mike Weber .....	52
1975..... Wade Palmer .....	60
1976..... Mike Hill .....	48
1977..... Scott Baumann .....	51
1978..... Kirby Cannon.....	48
1979..... Steve Dunn .....	56
1980..... Dave Dickensheet .....	74
1981..... Steve Anderson .....	53
1982..... Dave Dickensheet .....	83
1983..... Scott Middleton.....	44
1984..... Greg Johnson .....	40
1985..... Brian Wisser .....	46
1986..... Brian Wisser .....	74
1987..... Jim Gibbs .....	51
1988..... Dale Bowling.....	52
1989..... Darren Garrison.....	62
1990..... Craig Sands .....	41
1991..... Dirk Lindauer .....	87
1992..... Mike Whitley .....	89
1993..... Mike Whitley .....	73
1994..... Joe Blasingim-Pete Prater.....	76
1995..... Jarrod Mays .....	107
1996..... Jarrod Mays .....	78
1997..... Scott Geitz .....	60
1998..... Scott Geitz .....	81
1999..... John Hardin .....	58
2000..... John Hardin .....	60
2001..... John Rheinecker.....	106
2002..... Brad Ziegler .....	95
2003..... Chad Mulholland.....	117
2004..... Derek Drage .....	91
2005..... Brett Sinkbeil .....	97
2006..... Ross Detwiler.....	99
2007..... Ross Detwiler.....	110
2008..... Tim Clubb .....	82
2009..... Buddy Baumann .....	101
2010..... Mike Kickham .....	103
2011..... Nick Petree .....	81
2012..... Pierce Johnson.....	119
2013..... Nick Petree .....	111
2014..... Clay Murphy .....	79
2015..... Matt Hall .....	171
2016..... Sam Perez .....	112
2017..... Dylan Coleman.....	106
2018..... Dylan Coleman.....	129

2019..... Logan Wiley .....	82
2020..... Logan Wiley .....	23
2021..... Logan Wiley .....	58

**Earned Run Average**


1964..... Wes Rhea .....	1.70
1965..... Ron Newell .....	3.95
1966..... Chris Caray .....	3.31
1967..... Gary Wilson .....	3.74
1968..... Kelly Hedgpeth .....	3.18
1969..... Ken Watkins .....	1.60
1970..... Ken Watkins .....	2.30
1971..... Dick Jones .....	0.59
1972..... Jan Schmidt .....	1.80
1973..... David Oatman .....	2.34
1974..... David Oatman .....	1.69
1975..... Wade Palmer .....	2.17
1976..... Mike Hill .....	1.97
1977..... Jody Payne .....	3.26
1978..... Dale Lopinot .....	2.78
1979..... Steve Anderson .....	2.25
1980..... Dave Dickensheet .....	2.33
1981..... Rex Jones .....	2.84
1982..... Dave Dickensheet .....	3.72
1983..... Scott Prince .....	2.08
1984..... Scott Huff .....	2.65
1985..... Brian Wisser .....	4.38
1986..... Brian Wisser .....	3.59
1987..... Darren Garrison.....	2.94
1988..... Greg Reed .....	0.93
1989..... Dale Bowling.....	1.88
1990..... Craig Sands .....	1.60
1991..... Steve Welsh .....	2.62
1992..... Mike Whitley .....	3.42
1993..... Jason Myers .....	2.79
1994..... Pete Prater .....	2.84
1995..... Jarrod Mays .....	2.90
1996..... John Hardin .....	4.87
1997..... Scott Geitz .....	2.97
1998..... Ben Walker .....	5.70
1999..... Matt Skyles .....	5.14
2000..... John Rheinecker.....	2.85
2001..... John Rheinecker.....	2.27
2002..... Brad Ziegler .....	3.03
2003..... Shaun Marcum .....	2.45
2004..... Brett Sinkbeil .....	3.11
2005..... Chris Krawczyk.....	2.59
2006..... Brett Sinkbeil .....	2.45
2007..... Ross Detwiler.....	2.22
2008..... Tim Clubb .....	2.52
2009..... Buddy Baumann .....	3.23
2010..... Aaron Meade .....	4.18
2011..... Nick Petree .....	2.81
2012..... Nick Petree .....	1.01
2013..... Nick Petree .....	1.61
2014..... Cody Schumacher .....	2.45
2015..... Matt Hall .....	2.02
2016..... Sam Perez .....	2.86
2017..... Jake Fromson .....	2.25
2018..... Jake Lochner.....	2.86
2019..... Logan Wiley .....	3.67
2020..... Forrest Barnes .....	2.37
2021..... Logan Wiley .....	3.47



**Two or More Homers**

- 4, John Knott, 5/2/92 vs. UNI
- 3, Brian Mahaffey, 3/7/88 vs. Benedictine
- 3, Corby Fister, 4/23/89 vs. UNI
- 3, Steve Hacker, 4/19/95 vs. Missouri
- 3, Brad Kennedy, 5/16/96 vs. Evansville
- 3, Lance Burkhart, 3/6/97 vs. Missouri Baptist
- 3, Jon Hale, 4/20/99 vs. Pittsburg State
- 3, Spencer Johnson, 4/6/16 vs. Kansas
- 2, Jim Snider, 5/5/65 vs. Central Missouri
- 2, Danny Cook, 4/26/66 vs. William Jewell
- 2, Pat Hogan, 5/7/66 vs. Missouri S&T
- 2, Tom Gold, 5/11/66 vs. Central Missouri
- 2, Rich Branstetter, 4/26/69 vs. SIU Edwdsville
- 2, Rod Towe, 4/18/75 vs. Central Missouri
- 2, Chuck Feltz, 4/3/76 vs. Lincoln
- 2, Mark Mennemeier, 3/17/77 vs. Eastern Michigan
- 2, Mark Mennemeier, 4/5/77 vs. Arkansas
- 2, Ron Snider, 4/16/77 vs. Southeast Missouri
- 2, Larry Goessling, 4/5/78 vs. Arkansas
- 2, Larry Goessling, 4/18/78 vs. Southwest Baptist
- 2, Dave Schneider, 3/21/80 vs. Wyoming
- 2, Terry Burke, 4/10/80 vs. Southwest Baptist
- 2, Bobby Narron, 4/19/80 vs. Southeast Missouri
- 2, Mark Bailey, 4/28/80 vs. Missouri-St. Louis
- 2, Alvin Hamilton, 3/15/83 vs. Evangel
- 2, Kevin Paulsell, 4/12/83 vs. Southwest Baptist
- 2, Danny Iseminger, 4/3/84 vs. Evangel
- 2, Danny Iseminger, 4/24/84 vs. Missouri
- 2, Todd Joerling, 3/7/85 vs. Evangel
- 2, Howard Quigley, 3/29/85 vs. Evangel
- 2, Howard Bell, 4/20/85 vs. UNI
- 2, Steve Meyer, 3/10/86 vs. Walsh
- 2, Matt Nowak, 3/25/86 vs. Missouri S&T
- 2, Steve Meyer, 3/28/86 vs. Grand View
- 2, Matt Nowak, 3/31/86 vs. Saint Louis
- 2, Brian Paprota, 3/11/87 vs. Missouri Western
- 2, Brian Mahaffey, 3/13/87 vs. Iowa
- 2, John Wahlig, 4/18/87 vs. UNI
- 2, Brian Mahaffey, 4/22/87 vs. Missouri
- 2, Larry Doss, 5/9/87 vs. Eastern Illinois
- 2, Brian Paprota, 5/10/87 vs. Eastern Illinois
- 2, Pat Kelly, 3/7/88 vs. Benedictine
- 2, Doug Sovich, 3/7/88 vs. Benedictine
- 2, Brian Mahaffey, 3/22/88 vs. Bethune-Cookman
- 2, Brian Mahaffey, 3/26/88 vs. Bellarmine
- 2, Jeff Kaiser, 5/8/88 vs. Western Illinois
- 2, Mike Ruble, 5/8/88 vs. Western Illinois
- 2, Mark Neff, 3/14/89 vs. Lincoln
- 2, Corby Fister, 3/30/89 vs. Oral Roberts
- 2, Matt Brewer, 4/20/89 vs. Oklahoma
- 2, Earnie Johnson, 4/23/89 vs. UNI
- 2, Earnie Johnson, 5/14/89 vs. Eastern Illinois
- 2, Matt Brewer, 4/14/91 vs. Illinois State
- 2, Evan Pratte, 4/26/91 vs. Benedictine

- 2, Jeff Sauer, 3/13/92 vs. Iowa
- 2, Bill Mueller, 4/28/93 vs. Arkansas
- 2, Bill Mueller, 5/1/93 vs. UNI
- 2, Kevin Taylor, 5/7/93 vs. Wichita State
- 2, Steve Hacker, 3/17/94 vs. South Alabama
- 2, Steve Hacker, 3/31/94 vs. Missouri Baptist
- 2, Ryan McCune, 3/31/94 vs. Missouri Baptist
- 2, Dave Slemmer, 4/17/94 vs. UNI
- 2, Jesse Bugger, 3/11/95 vs. Truman State
- 2, Steve Hacker, 3/18/95 vs. Southern Miss
- 2, Dave Slemmer, 3/24/95 vs. Evansville
- 2, Steve Hacker, 3/31/95 vs. Indiana State
- 2, Steve Hacker, 4/1/95 vs. Indiana State
- 2, Steve Hacker, 4/5/95 vs. Evangel
- 2, Steve Hacker, 4/8/95 vs. Wichita State
- 2, Chad Keefe, 4/1/95 vs. Indiana State
- 2, J. J. Scerba, 5/12/95 vs. Bradley
- 2, Brad Kennedy, 5/13/95 vs. Bradley
- 2, Steve Hacker, 5/19/95 vs. Creighton
- 2, Jason Hart, 2/22/96 vs. Missouri Baptist
- 2, Jason Hart, 3/13/96 vs. Kansas
- 2, Jason Hart, 3/18/96 vs. Northwestern State
- 2, Lance Burkhart, 3/23/96 vs. Creighton
- 2, J. J. Scerba, 5/12/96 vs. Evansville
- 2, Lance Burkhart, 5/15/96 vs. Bradley
- 2, Dan Kneeshaw, 5/15/96 vs. Bradley
- 2, Micah Holst, 5/18/96 vs. Bradley
- 2, Lance Burkhart, 3/1/97 vs. Iowa State
- 2, Jason Hart, 3/6/97 vs. Missouri Baptist
- 2, Jason Hart, 3/16/97 vs. Northern Illinois
- 2, Jon Hale, 3/29/97 vs. Southern Illinois
- 2, Jason Hart, 4/5/97 vs. Evansville
- 2, Lance Burkhart, 4/9/97 vs. Wichita State
- 2, Jason Hart, 4/16/97 vs. Saint Louis
- 2, Jason Hart, 4/19/97 vs. Bradley
- 2, Nick Kays, 5/16/97 vs. Southern Illinois
- 2, Jason Hart, 3/1/98 vs. Middle Tennessee
- 2, Jason Hart, 3/3/98 vs. Southwest Baptist
- 2, Matt Cepicky, 3/25/98 vs. Southeast Missouri
- 2, Micah Holst, 3/29/98 vs. Indiana State
- 2, Jason Hart, 4/5/98 vs. Evansville
- 2, Jason Hart, 4/14/98 vs. Missouri Baptist
- 2, Nick Kays, 4/14/98 vs. Missouri Baptist
- 2, Jason Hart, 5/13/98 vs. Illinois State
- 2, Jason Hart, 5/14/98 vs. Indiana State
- 2, Chris Curry, 5/14/98 vs. Indiana State
- 2, Jon Hale, 2/23/99 vs. Missouri Baptist
- 2, Matt Cepicky, 3/5/99 vs. Middle Tennessee
- 2, Matt Cepicky, 3/21/99 vs. Illinois State
- 2, Nick Kays, 3/27/99 vs. Bradley
- 2, Matt Cepicky, 4/4/99 vs. Southern Illinois
- 2, Matt Cepicky, 4/10/99 vs. Indiana State
- 2, Jon Hale, 4/10/99 vs. Indiana State
- 2, Matt Gardner, 4/11/99 vs. Indiana State
- 2, Nick Kays, 4/20/99 vs. Pittsburg State




**Steve Hacker**

- 2, Mike Collier, 4/21/99 vs. Evangel
- 2, Ryan Howard, 5/8/99 vs. Wichita State
- 2, Jon Hale, 5/11/99 vs. Arkansas State
- 2, Ryan Howard, 5/16/99 vs. Evansville
- 2, Matt Cepicky, 5/20/99 vs. Bradley
- 2, Nick Kays, 2/23/00 vs. Arkansas Tech
- 2, Ryan Howard, 2/23/00 vs. Arkansas Tech
- 2, Ryan Howard, 2/27/00 vs. Southeast Missouri
- 2, Matt Gardner, 3/26/00 vs. UNI
- 2, Nick Kays, 4/4/00 vs. Southwest Baptist
- 2, Corey Lawson, 5/7/00 vs. Wichita State
- 2, Ryan Howard, 5/17/00 vs. Evansville
- 2, Greg Mathis, 3/10/01 vs. Memphis
- 2, Matt Gardner, 5/1/01 vs. Missouri
- 2, John Rheinecker, 5/5/01 vs. Creighton
- 2, Ben Margalski, 5/5/01 vs. Creighton
- 2, Greg Mathis, 3/15/02 vs. Middle Tennessee
- 2, Dant'e Brinkley, 3/29/02 vs. Illinois State
- 2, Tony Piazza, 4/16/02 vs. Missouri
- 2, Jake Hillendorf, 5/15/05 vs. Illinois State
- 2, Matt Weglarz, 3/3/06 at Middle Tennessee
- 2, Ben Carlson, 3/21/07 vs. Arkansas State
- 2, Kyle Paul, 5/9/07 vs. Kansas
- 2, Ben Carlson, 2/22/08 vs. DBU
- 2, Ben Carlson, 4/13/08 vs. Evansville
- 2, Josh Mazzola, 5/2/08 vs. Indiana State
- 2, Josh Mazzola, 5/4/08 vs. Indiana State
- 2, Josh Mazzola, 5/23/08 vs. Southern Illinois
- 2, Ben Carlson, 3/10/09 vs. South Dakota State
- 2, Dallas Hord, 4/24/09 at Evansville
- 2, Keenen Maddox, 4/14/10 vs. Missouri
- 2, Brent Seifert, 3/25/11 at Oral Roberts
- 2, Brock Chaffin, 5/15/11 vs. Bradley
- 2, Keenen Maddox, 4/3/12 vs. Arkansas State
- 2, Tate Matheny, 3/29/14 vs. Southern Illinois
- 2, Jake Burger, 2/20 at Central Arkansas
- 2, Eduardo Castro, 2/28/16 at Austin Peay
- 2, Spencer Johnson, 3/6/16 vs. SIU Edwardsville
- 2, Jake Burger, 3/16/16 vs. Western Illinois
- 2, Spencer Johnson, 5/27/16 vs. Bradley
- 2, Jake Burger, 3/12/17 at Minnesota
- 2, Jeremy Eierman, 4/11/17 vs. Bradley
- 2, Justin Paulsen, 4/8/17 vs. DBU
- 2, Jeremy Eierman, 4/28/17 at Evansville
- 2, Jeremy Eierman, 6/11/17 vs. Oklahoma State
- 2, Matt Brown, 3/9/18 vs. Arkansas State
- 2, Ben Whelstone, 3/9/18 vs. Arkansas State
- 2, Jeremy Eierman, 3/25/18 vs. Cal St. Northridge
- 2, Brooks Zimmerman, 5/17/18 at DBU
- 2, Matt Brown, 5/19/18 at DBU
- 2, Matt Brown, 5/25/18 vs. Indiana State
- 2, Dakota Kotowski, 4/2/19 at Southeast Missouri

- 2, Mason Hull, 4/3/19 at Murray State
  - 2, Dakota Kotowski, 4/5/19 at Southern Illinois
- Grand Slam Home Runs**
- Larry Lalumondiere, 4/1/67 vs. Rockhurst
  - Danny Cook, 5/2/69 vs. Southeast Missouri
  - Danny Cook, 6/5/69 vs. Florida Southern
  - Rich Branstetter, 4/10/70 vs. Southeast Missouri
  - Kent Holt, 5/6/75 vs. SIU Edwardsville
  - Bob Blakley, 3/20/76 vs. Iowa State
  - Ron Snider, 3/26/76 vs. Northwest Missouri State
  - Chuck Feltz, 4/3/76 vs. Lincoln
  - Gary Mitchell, 3/29/77 vs. Missouri Southern
  - Larry Goessling, 4/24/77 vs. Central Missouri
  - Ron Snider, 4/5/78 vs. Arkansas
  - Mark Garrett, 3/31/80 vs. Evangel
  - Bobby Narron, 4/10/80 vs. Southwest Baptist
  - Mark Bailey, 5/3/80 vs. Missouri S&T
  - Wayne Hoffman, 4/3/81 vs. North Dakota
  - Wayne Hoffman, 4/12/83 vs. Southwest Baptist
  - Bruce Bax, 4/20/83 vs. Missouri S&T
  - Kevin Paulsell, 5/7/83 vs. Missouri Baptist
  - Rick Clarkston, 3/7/84 vs. Saint Louis
  - Rick Clarkston, 3/30/84 vs. Eastern Illinois
  - Bruce Bax, 4/7/84 vs. Southwest Baptist
  - Danny Iseminger, 5/5/84 vs. UIC
  - Troy Good, 4/21/85 vs. UNI
  - Brian Mahaffey, 3/10/86 vs. Ohio Wesleyan
  - Matt Nowak, 3/15/86 vs. Missouri Western
  - Greg Brewer, 4/20/86 vs. UNI
  - Steve Meyer, 4/20/86 vs. UNI
  - Howard Bell, 4/23/86 vs. Missouri
  - John Wahlig, 3/13/87 vs. Iowa
  - Brian Mahaffey, 4/22/87 vs. Missouri
  - Jeff Kaiser, 3/7/88 vs. Benedictine
  - Pat Kelly, 3/7/88 vs. Benedictine
  - Dan Hickman, 4/7/88 vs. Missouri S&T
  - Jim Calhoun, 4/12/90 vs. Southwest Baptist
  - Cory Krueger, 4/28/91 vs. Bradley
  - John Knott, 3/1/92 vs. Saint Louis
  - Steve Aldridge, 3/11/92 vs. Lincoln
  - Jeff Sauer, 3/13/92 vs. Iowa
  - John Knott, 5/2/92 vs. UNI
  - Bill Mueller, 4/28/93 vs. Arkansas
  - Dave Slemmer, 3/2/94 vs. Saint Louis
  - Steve Hacker, 4/2/94 vs. Indiana State
  - Alex Manary, 4/16/94 vs. UNI
  - Steve Hacker, 3/26/95 vs. Evansville
  - Brad Kennedy, 4/1/95 vs. Indiana State
  - Ryan McCune, 4/9/95 vs. Wichita State
  - Brad Kennedy, 4/23/95 vs. UNI
  - Steve Hacker, 5/12/95 vs. Bradley
  - Alex Manary, 5/25/95 vs. Long Beach State
  - Lance Burkhart, 3/23/96 vs. Creighton
  - Lance Burkhart, 4/13/96 vs. Southern Illinois



**Matt Gardner**



Kevin Medrano

**Grand Slam Home Runs (continued)**

Brad Kennedy, 5/16/96 vs. Evansville  
 Dan Kneeshaw, 5/16/96 vs. Evansville  
 Jason Hart, 3/22/97 vs. Indiana State  
 Nick Kays, 5/16/97 vs. Southern Illinois  
 Nick Kays, 4/11/98 vs. UNI  
 Brian Fuess, 3/27/99 vs. Bradley  
 Brian Fuess, 4/10/99 vs. Indiana State  
 Micah Holst, 4/10/99 vs. Indiana State  
 Brian Fuess, 4/11/99 vs. Indiana State  
 Micah Holst, 4/21/99 vs. Evangel  
 Matt Cepicky, 4/24/99 vs. UNI  
 Nick Kays, 2/23/00 vs. Arkansas Tech  
 Mike Collier, 3/18/00 vs. Indiana State  
 Matt Gardner, 4/4/00 vs. Southwest Baptist  
 Ryan Howard, 5/18/00 vs. Indiana State  
 Ryan Howard, 3/6/01 vs. Kansas  
 Greg Mathis, 3/10/01 vs. Memphis  
 Ryan Howard, 3/31/01 vs. Evansville  
 Shaun Marcum, 4/20/02 vs. Bradley  
 Rick Wilson, 5/22/03 vs. UNI  
 Tony Piazza, 5/23/03 vs. Southern Illinois  
 Tony Piazza, 6/8/03 vs. Ohio State  
 Jake Manning, 3/31/04 vs. Saint Louis  
 Jake Manning, 4/18/04 vs. Bradley  
 Nolan Keane, 3/19/07 vs. Little Rock  
 Ryan Mantle, 3/23/07 vs. UNI  
 Tanner Mattson, 5/4/07 vs. Evansville  
 Brayden Drake, 3/9/08 vs. Iowa  
 Josh Mazzola, 5/2/08 vs. Indiana State  
 Tyler Ryan, 3/17/09 vs. Southeast Missouri  
 Dallas Hord, 3/18/09 vs. Southeast Missouri  
 Ryan Modglin, 4/25/09 at Evansville  
 Daniel Torrente, 5/20/09 vs. Illinois State  
 Aaron Conway, 3/10/10 at Southeast Missouri  
 Keenen Maddox, 5/26/10 vs. Southern Illinois  
 Brock Chaffin, 4/22/11 vs. Indiana State  
 Spiker Helms, 2/24/12 vs. Stephen F. Austin  
 Dylan Becker, 4/20/13 vs. Bradley  
 Eric Cheray, 2/22/14 at New Mexico  
 Matt Dezort, 4/11/14 vs. Saint Louis  
 Tate Matheny, 5/4/14 at Dallas Baptist  
 Spencer Johnson, 3/6/15 vs. Wright State (2)  
 Eduardo Castro, 3/6/15 vs. Wright State (2)  
 Tate Matheny, 5/30/15 vs. Canisius  
 Eduardo Castro, 2/28/16 at Austin Peay  
 Justin Paulsen, 3/5/16 vs. SIU Edwardsville  
 Spencer Johnson, 3/22/16 vs. Arkansas State  
 Jake Burger, 3/22/16 vs. Arkansas State  
 Jeremy Eierman, 4/1/16 vs. Central Michigan  
 Spencer Johnson, 4/6/16 vs. Kansas  
 Jake Burger, 4/17/17 at Saint Louis  
 Blake Graham, 4/23/17 vs. Wichita State  
 Jake Burger, 5/25/17 vs. Southern Illinois  
 Jeremy Eierman, 3/25/18 vs. Cal State Northridge

Javier Ramos, 2/27/19 vs. Central Arkansas  
 Logan Geha, 3/15/19 at Oklahoma  
 Drake Baldwin, 3/7/21 at Central Arkansas  
 Jaden Roloffs, 3/7/21 at Central Arkansas

**Four or More Extra-Base Hits**

Larry Doss, 5/9/87 vs. Eastern Illinois  
 (2B-2B-2B-HR-HR)  
 John Knott, 5/2/92 vs. UNI (HR-HR-HR-HR)  
 Dave Slemmer, 3/11/95 vs. Truman State  
 (2B-2B-3B-HR)  
 Jason Hart, 3/18/96 vs. Northwestern State  
 (2B-2B-HR-HR)  
 Jason Hart, 4/16/97 vs. Saint Louis  
 (2B-2B-HR-HR)  
 Brian Fuess, 4/20/99 vs. Pittsburg State  
 (2B-2B-HR-HR)  
 Brian Fuess, 4/21/99 vs. Evangel  
 (2B-2B-2B-HR)  
 Chad Woodmansee, 2/15/03 vs. UT Arlington  
 (2B-3B-3B-HR)  
 Jeremy Eierman, 4/17/17 at Saint Louis  
 (2B-2B-2B-HR)

**12 or More Total Bases**

17, John Knott, 5/2/92 vs. UNI  
 15, Larry Doss, 5/9/87 vs. Eastern Illinois  
 15, Brian Mahaffey, 3/7/88 vs. Benedictine  
 14, Brad Kennedy, 5/16/96 vs. Evansville  
 13, Lance Burkhart, 3/6/97 vs. Missouri Baptist  
 13, Brian Fuess, 4/20/99 vs. Pittsburg State  
 12, Danny Iseminger, 4/3/84 vs. Evangel  
 12, Steve Meyer, 3/10/86 vs. Walsh  
 12, Matt Brewer, 4/20/89 vs. Oklahoma  
 12, Corby Fister, 4/23/89 vs. UNI  
 12, Dave Slemmer, 4/17/94 vs. UNI  
 12, Steve Hacker, 4/19/95 vs. Missouri  
 12, Dave Slemmer, 3/11/95 vs. Truman State  
 12, Jason Hart, 3/18/96 vs. Northwestern State  
 12, Jason Hart, 4/16/97 vs. Saint Louis  
 12, Jon Hale, 4/20/99 vs. Pittsburg State  
 12, Nick Kays, 4/20/99 vs. Pittsburg State  
 12, Chad Woodmansee, 2/15/03 vs. UT Arlington  
 12, Spencer Johnson, 4/6/16 vs. Kansas  
 12, Joey Polak, 4/5/19 at Southern Illinois

**Hitting for the Cycle**

Larry Goessling, 5/14/78 vs. Northwest Missouri State  
 Rusty Hilgenkamp, 3/24/82 vs. SIU Edwardsville  
 Alex Lewis, 4/17/94 vs. UNI  
 Dave Slemmer, 3/11/95 vs. Truman State  
 Dan Kneeshaw, 3/18/96 vs. Northwestern State  
 Brad Kennedy, 4/13/96 vs. Southern Illinois

Matt Cepicky, 3/29/98 vs. Indiana State

**Seven or More RBI in Game**

11, John Knott, 5/2/92 vs. UNI  
 9, Matt Brewer, 4/20/89 vs. Oklahoma  
 9, Brad Kennedy, 5/16/96 vs. Evansville  
 9, Spencer Johnson, 4/6/16 vs. Kansas  
 8, Chuck Feltz, 4/3/76 vs. Lincoln  
 8, Brian Fuess, 3/27/99 vs. Bradley  
 7, Larry Doss, 5/9/87 vs. Eastern Illinois  
 7, Pat Kelly, 3/7/88 vs. Benedictine  
 7, Evan Pratte, 4/8/90 vs. TCU  
 7, Steve Aldridge, 3/11/92 vs. Lincoln  
 7, Dave Slemmer, 4/17/94 vs. UNI  
 7, Dave Slemmer, 3/11/95 vs. Truman State  
 7, Nick Kays, 5/16/97 vs. Southern Illinois  
 7, Jason Hart, 4/14/98 vs. Missouri Baptist  
 7, Nick Kays, 3/23/00 vs. Arkansas Tech  
 7, Matt Gardner, 4/4/00 vs. Southwest Baptist  
 7, Greg Mathis, 3/10/01 vs. Memphis  
 7, Ben Carlson, 2/28/09 vs. St. Mary's (Calif.)  
 7, Jeremy Eierman, 3/25/18 vs. Cal State Northridge

**Five or More Runs**

6, Bobby McCulloch, 5/6/75 vs. SIU Edwardsville  
 6, Larry Doss, 5/9/87 vs. Eastern Illinois  
 6, Lance Burkhart, 3/6/97 vs. Missouri Baptist  
 5, Gary Mitchell, 3/25/77 vs. Truman State  
 5, Bobby Narron, 3/19/80 vs. Idaho  
 5, Mike Ruble, 3/19/87 vs. Wichita State  
 5, Mike Ruble, 3/7/88 vs. Benedictine  
 5, Brent Bartlett, 3/21/89 vs. UMBC  
 5, Brent Bartlett, 4/20/89 vs. Oklahoma  
 5, Bill Mueller, 3/1/92 vs. Saint Louis  
 5, Bill Mueller, 4/23/92 vs. Southwest Baptist  
 5, John Knott, 5/2/92 vs. UNI  
 5, Dave Slemmer, 3/11/95 vs. Truman State  
 5, Jason Hart, 3/6/97 vs. Missouri Baptist  
 5, Micah Holst, 3/29/98 vs. Indiana State  
 5, Brandon Jackson, 4/26/98 vs. Illinois State  
 5, Micah Holst, 3/21/99 vs. Illinois State  
 5, Jon Hale, 3/23/99 vs. Missouri Baptist  
 5, Nick Kays, 4/20/99 vs. Pittsburg State  
 5, Ryan Howard, 4/21/99 vs. Evangel  
 5, Micah Holst, 5/28/99 vs. Clemson  
 5, Brooks Colvin, 3/6/04 vs. Iowa  
 5, Jake Burger, 3/16/16 vs. Western Illinois

**Five or More Hits**

7, Greg Resz, 3/5/91 vs. Lincoln  
 6, Larry Doss, 5/9/87 vs. Eastern Illinois  
 6, Matt Brewer, 4/20/89 vs. Oklahoma

6, Todd DeBrynn, 5/3/92 vs. UNI  
 6, Ryan Howard, 4/21/99 vs. Evangel  
 6, Ryan Gotcher, 3/6/04 vs. Iowa  
 5, Danny Cook, 4/12/69 vs. Southeast Missouri  
 5, Jim Schaefer, 5/27/78 vs. Eastern Illinois  
 5, Keith Champion, 5/11/81 vs. Central Missouri  
 5, Danny Iseminger, 4/3/84 vs. Evangel  
 5, Jeff O'Dell, 4/3/85 vs. Evangel  
 5, Steve Meyer, 3/10/86 vs. Walsh  
 5, Jeff Kaiser, 5/9/87 vs. Eastern Illinois  
 5, Brent Bartlett, 3/21/89 vs. UMBC  
 5, Brent Bartlett, 4/20/89 vs. Oklahoma  
 5, Evan Pratte, 4/8/90 vs. TCU  
 5, Richie Ayers, 5/1/91 vs. Arkansas State  
 5, Bill Mueller, 4/23/92 vs. Southwest Baptist  
 5, John Knott, 5/2/92 vs. UNI  
 5, Bill Mueller, 4/22/93 vs. Missouri Baptist  
 5, Alex Manary, 3/22/94 vs. Minnesota  
 5, Dave Slemmer, 4/17/94 vs. UNI  
 5, Alex Lewis, 4/17/94 vs. UNI  
 5, Dave Slemmer, 3/11/95 vs. Truman State  
 5, Steve Hacker, 4/5/95 vs. Evangel  
 5, Brad Kennedy, 4/13/96 vs. Southern Illinois  
 5, Brad Kennedy, 5/16/96 vs. Evansville  
 5, Brandon Jackson, 3/23/97 vs. Indiana State  
 5, Lance Burkhart, 4/9/97 vs. Wichita State  
 5, Micah Holst, 5/16/97 vs. Southern Illinois  
 5, Nick Kays, 3/28/98 vs. Indiana State  
 5, Nick Kays, 4/20/99 vs. Pittsburg State  
 5, Brian Fuess, 4/20/99 vs. Pittsburg State  
 5, John Rheinecker, 3/25/00 vs. UNI  
 5, Matt Gardner, 4/7/01 vs. Illinois State  
 5, Brooks Colvin, 4/17/04 vs. Bradley  
 5, Matt Lawson, 4/2/06 vs. Evansville  
 5, Ben Woodbury, 5/3/08 vs. Indiana State  
 5, Dallas Hord, 5/9/09 at Creighton  
 5, Brock Chaffin, 2/18/11 vs. Washington  
 5, Brent Seifert, 4/3/11 vs. Saint Louis  
 5, Kevin Medrano, 4/30/11 at Evansville  
 5, Spiker Helms, 2/24/12 vs. Stephen F. Austin  
 5, Brock Chaffin, 2/25/12 at UT Arlington  
 5, Luke Voit, 5/24/12 vs. Bradley  
 5, Jeremy Eierman, 5/17/16 at Arkansas

**Three or More Steals**

4, Larry Doss, 3/6/86 vs. Evangel  
 4, Greg Brewer, 4/15/86 vs. Evangel  
 3, Ken Brown, 4/5/66 vs. Missouri S&T  
 3, Randy Magers, 5/10/73 vs. College of the Ozarks  
 3, Elg Huddleston, 4/2/76 vs. Lincoln  
 3, Bobby Narron, 4/8/77 vs. Lincoln



Brayden Drake



Pierce Johnson



Ross Detwiler

3, Keith Guttin, 4/29/77 vs. Missouri S&T  
 3, Gary Mitchell, 5/6/78 vs. Southwest Baptist  
 3, Bobby Narron, 4/3/80 vs. North Dakota  
 3, Bobby Narron, 5/3/80 vs. Missouri S&T  
 3, Brent Thomas, 3/24/81 vs. Missouri S&T  
 3, Brian Phillips, 3/6/84 vs. South Dakota  
 3, Tim Blasi, 3/10/84 vs. Iowa  
 3, Tim Blasi, 4/19/84 vs. Southwest Baptist  
 3, Jeff Forrester, 3/18/85 vs. North Texas  
 3, Greg Brewer, 3/10/86 vs. Walsh  
 3, John Wahlig, 4/21/87 vs. Southwest Baptist  
 3, Mike Ruble, 3/10/88 vs. Northwest Missouri State  
 3, Mike Ruble, 3/16/88 vs. Missouri Western  
 3, Evan Pratte, 4/26/90 vs. Evangel  
 3, Jeff Sauer, 5/10/92 vs. Creighton  
 3, Jeff Sauer, 4/27/93 vs. Evangel  
 3, Bill Mueller, 5/14/93 vs. Southern Illinois  
 3, Jeff Sauer, 3/17/94 vs. South Alabama  
 3, Dave Slemmer, 5/8/94 vs. Bradley  
 3, Dant'e Brinkley, 4/8/01 vs. Illinois State  
 3, Greg Mathis, 4/29/01 vs. Wichita State  
 3, Brooks Colvin, 4/25/04 vs. Evansville  
 3, Matt Lawson, 5/13/06 vs. Illinois State  
 3, Aaron Conway, 5/8/10 vs. Illinois State  
 3, Kevin Medrano, 5/16/10 at Wichita State  
 3, Aaron Conway, 3/19/11 vs. Western Illinois  
 3, Kevin Medrano, 5/8/11 at Illinois State  
 3, Trey Massenber, 5/17/14 vs. Evansville  
 3, Hunter Steinmetz, 3/16/16 vs. Western Illinois  
 3, Logan Geha, 4/5/19 at Southern Illinois  
 3, Walker Jenkins, 4/13/21 at Missouri

**Hitting Streaks**

30, Brayden Drake, 4/27/08 thru 3/25/09  
 29, Kevin Medrano, 3/23/10 thru 5/14/10  
 24, Jason Hart, 4/20/96 thru 2/14/97  
 24, Nick Kays, 4/18/98 thru 2/27/99  
 23, John Wahlig, 4/4/87 thru 5/23/87  
 21, Evan Pratte, 4/8/90 thru 5/5/90  
 21, Drake Baldwin, 4/3/21 thru 5/20/21  
 20, Dant'e Brinkley, 5/6/03 thru 6/8/03  
 20, Aaron Meyer, 3/5/16 thru 4/5/16  
 19, Jeff Kaiser, 3/14/87 thru 4/5/87  
 19, Bill Mueller, 3/25/91 thru 4/14/91  
 19, Hunter Steinmetz, 3/5/16 thru 4/2/16  
 18, Lance Burkhart, 3/29/97 thru 4/26/97  
 18, Greg Mathis, 2/17/02 thru 4/2/02  
 18, Jake Manning, 4/16/04 thru 5/8/04  
 17, Dave Slemmer, 3/31/95 thru 4/23/95  
 17, Mike Collier, 4/4/99 thru 5/8/99  
 17, Brooks Colvin, 3/30/03 thru 4/25/03  
 17, Aaron Conway, 4/26/09 thru 2/21/10  
 16, Mark Bailey, 4/20/82 thru 5/14/82  
 16, Steve Hacker, 3/16/94 thru 4/13/94  
 16, Jason Hart, 3/17/98 thru 4/8/98  
 16, Ryan Howard, 3/24/99 thru 4/11/99  
 16, Dant'e Brinkley, 3/31/02 thru 4/23/02

16, Brooks Colvin, 5/11/02 thru 6/2/02  
 15, Bobby McCulloch, 4/18/75 thru 5/10/75  
 15, J. D. Warner, 3/19/83 thru 4/19/83  
 15, Rick Clarkston, 3/6/84 thru 3/20/84  
 15, Dan Hickman, 3/12/87 thru 3/27/87  
 15, Mark Neff, 3/20/89 thru 4/5/89  
 15, Dave Slemmer, 3/9/95 thru 3/28/95  
 15, Alex Manary, 3/28/95 thru 4/16/95  
 15, Matt Cepicky, 3/25/98 thru 4/11/98  
 15, Micah Holst, 3/17/98 thru 4/5/98  
 15, Matt Cepicky, 3/27/99 thru 4/13/99  
 15, Micah Holst, 3/28/99 thru 4/17/99  
 15, Brooks Colvin, 4/3/04 thru 4/24/04  
 15, Jacob Hilgendorf, 2/26/05 thru 3/26/05  
 15, Brayden Drake, 2/29/08 thru 3/23/08  
 15, Ben Carlson, 4/6/08 thru 4/26/08  
 15, Justin Paulsen, 4/25/17 thru 5/26/17

**Low-Hit Pitching Performances**

**No-Hitters**  
 Steve Dunn, 4/12/79 vs. Evangel (17-0, 5 inn.)  
 Scott Buchheit-Darrell Maus-Matt Brewer-Terry Menown, 3/14/89 vs. Lincoln (17-1)  
 Mike Whitley, 5/4/94 vs. SE Missouri (7-0, 7 inn.)

**One-Hitters**

Bob Sutton, 4/15/67 vs. SE Missouri (5-0)  
 Ken Watkins, 4/18/69 vs. Missouri S&T (3-0)  
 Jan Schmidt-Eddie Pyatt, 3/21/72 vs. Pittsburg State (14-0)  
 Wade Palmer, 3/30/74 vs. Lincoln (15-1)  
 Mike Hill, 5/2/75 vs. Missouri Western (1-0)  
 Jody Payne-Joe Bill Arnett, 3/17/77 vs. Eastern Michigan (3-1)  
 Steve Dunn, 4/27/79 vs. Southwest Baptist (6-0)  
 Steve Anderson, 4/5/80 vs. Lincoln (5-1)  
 Dave Dickensheet-Jerry Logan, 3/24/81 vs. Missouri S&T (9-0)  
 Brad Macko, 4/12/82 vs. Southwest Baptist (17-1)  
 Danny Harwell, 4/12/83 vs. Southwest Baptist (10-1)  
 Chris Juday-Dale Bowling, 4/23/89 vs. UNI (10-0)  
 Craig Sands, 4/21/90 vs. UNI (2-0)  
 Jake Schmitz-Jason Myers, 3/31/93 vs. Arkansas State (4-0, 5 inn.)  
 Joe Blasingim, 4/29/95 vs. Illinois State (7-0)  
 Aaron Bass-Matt Gilmer, 3/15/97 vs. Iowa (5-0)  
 Dustin Tignor, 3/26/00 vs. UNI (19-0)  
 Matt Palmer-Andrew Jefferson, 5/24/02 vs. Wichita State (L, 0-3)  
 Jeff Gray, 4/26/03 vs. Indiana State (10-0)  
 Ross Detwiler, 5/25/06 vs. Creighton (3-1)  
 Aaron Meade-Jon Barnes, 4/19/09 vs. Wichita State (2-0)  
 Matt Hall, 6/6/15 at Arkansas (3-1)  
 Austin Knight-Sam Perez-Bryan Young, 5/17/16 at Arkansas (8-2)  
 Dylan Coleman-Jake Fromson-Bryan Young,

5/13/17 vs. Indiana State (4-1)  
 Ty Buckner, 4/29/18 at Bradley (13-2, 7 inn.)  
 Davis Schwab-Hayden Juenger-Connor Sechler, 5/4/19 vs. DBU (1-0)

**Two-Hitters**

Jim Johnson, 4/22/64 vs. Rockhurst (6-2)  
 Gary Wilson, 5/8/65 vs. John Brown (5-0)  
 Gary Wilson, 4/7/66 vs. Missouri S&T (12-0)  
 Charles Burt, 5/13/67 vs. Missouri S&T (3-2)  
 Charles Burt, 4/9/68 vs. Pittsburg State (3-0)  
 Charles Burt, 4/18/69 vs. Missouri S&T (4-1)  
 Dick Jones, 5/8/70 vs. Missouri S&T (3-0)  
 Jan Schmidt, 4/29/72 vs. Truman State (L, 0-1)  
 David Oatman, 4/30/73 vs. Missouri Southern (9-0)  
 Wade Palmer, 4/13/74 vs. Central Missouri (5-0)  
 David Oatman, 5/1/74 vs. Missouri Southern (2-1)  
 Keith Hadler, 5/1/74 vs. Missouri Southern (4-0)  
 Wade Palmer, 4/12/75 vs. Southeast Missouri (3-2)  
 Mike Hill, 4/25/75 vs. Missouri S&T (3-0)  
 Keith Hadler, 4/26/75 vs. Missouri S&T (3-1)  
 Wade Palmer, 5/8/76 vs. Truman State (L, 0-1)  
 Jody Payne, 4/29/78 vs. Missouri S&T (4-0)  
 Kirby Cannon, 5/15/78 vs. Northwest Missouri State (3-1)  
 Jerry Logan, 4/3/80 vs. North Dakota (9-0)  
 Brad Macko, 3/20/82 vs. Oklahoma City (5-3)  
 Kevin Keister-Anthony Austin, 3/11/83 vs. Missouri Western (4-2)  
 Greg Johnson, 4/6/84 vs. Southwest Baptist (11-3)  
 Kevin Keister, 5/6/84 vs. UNI (17-0)  
 Tom Fulkerson-Stagey Burkey-Rick Reno, 3/27/85 vs. Missouri S&T (10-0)  
 Scott Prince, 4/21/85 vs. UNI (13-3)  
 Mike Godfrey, 3/23/86 vs. Iowa State (14-0)  
 Matt Piowowski, 3/28/86 vs. South Dakota (14-0)  
 Mike Godfrey, 4/1/86 vs. Missouri Southern (11-1)  
 Jeff Rowold, 3/22/88 vs. Bellarmine (9-1)  
 Earnie Johnson, 3/24/89 vs. Brown (2-0)  
 Jerry Oetting, 4/5/89 vs. Missouri (9-1)  
 Paul Crain-Darrell Maus-Jeff Rowold, 4/30/89 vs. Benedictine (10-0)  
 Darren Garrison, 5/7/89 vs. Western Illinois (8-2)  
 Joe Blasingim-Brandon Shelby, 2/28/95 vs. Kansas (5-0)  
 Ben Walker-Chris Shorter-Matt Gilmer, 4/24/96 vs. Southwest Baptist (16-4)  
 Scott Geitz, 4/17/98 vs. Creighton (1-0)  
 Dustin Tignor-Brandon West, 3/27/99 vs. Bradley (L, 4-5)  
 John Rheinecker, 3/17/01 vs. Indiana State (6-2)  
 Jeff Gray, 4/13/02 vs. Southern Illinois (4-1, 7 inn.)  
 Brett Sinkbeil, 5/1/04 vs. Indiana State (8-0, 7 inn.)  
 Brett Sinkbeil, 5/15/04 vs. Wichita State (L, 3-5, 7 inn.)  
 Buddy Baumann-J.C. Casey, 3/7/09 vs. North Dakota (8-0)  
 Tim Clubb-Jon Barnes, 3/29/09 vs. Oral Roberts (10-1)  
 Cody Schumacher-Zach Merciez-Tyler Burgess,

4/3/12 vs. Arkansas State (5-2)  
 Cody Schumacher, 5/23/12 vs. Wichita State (7-0)  
 Nick Petree, 3/29/13 vs. Indiana State (3-0)  
 Clay Murphy-Tyler Burgess, 4/1/14 vs. Saint Louis (8-0)  
 Andy Cheray-Jordan Knutson-Brad Archer, 2/15/15 vs. Washington State (12-0)  
 Andy Cheray-Sam Perez, 4/15/15 at Kansas (3-0)  
 Jon Harris-Bryan Young, 5/8/15 at Southern Illinois (1-0)  
 Matt Hall-Zach Merciez, 5/9/15 at Southern Illinois (5-0)  
 Dylan Coleman-Jake Fromson-Bryan Young, 2/26/17 at Middle Tennessee (5-0)  
 Doug Still-Jake Fromson-Jake Lochner, 3/5/17 vs. Central Arkansas (4-0)  
 Jordan Knutson-Jake Fromson, 4/7/17 vs. DBU

**Opponent No-Hit Games**

Paul Kipp, Missouri-Saint Louis, 3/28/72 (2-0)  
 Dave Wehmeister, Truman State, 4/29/72 (1-0)  
 Paul Hartigan, Nebraska-Omaha, 3/27/79 (11-0)  
 Kent Murphy, Western Illinois, 4/27/85 (2-0)  
 Vince Serafini, Evansville, 5/13/00 (3-0)

**12 or More Strikeouts**

17, Gary Wilson, 3/23/67 vs. Oklahoma Christian  
 17, Charles Burt, 5/16/69 vs. NW Missouri State  
 16, Pierce Johnson, 3/23/12 vs. Creighton  
 15, Mike Hill, 4/4/75 vs. Lincoln  
 15, Jarrod Mays, 4/1/95 vs. Indiana State  
 15, Jarrod Mays, 4/29/95 vs. Illinois State  
 15, John Rheinecker, 3/17/01 vs. Indiana State  
 15, Matt Hall, 5/2/15 vs. Wichita State  
 14, Jarrod Mays, 3/30/96 vs. Bradley  
 14, Brett Sinkbeil, 4/7/06 vs. UNI  
 14, Ross Detwiler, 5/11/07 vs. Indiana State  
 14, Buddy Baumann, 4/18/09 vs. Wichita State  
 14, Mike Kickham, 5/7/10 vs. Illinois State  
 14, Matt Hall, 5/9/15 at Southern Illinois  
 13, Brian Wisser, 3/8/86 vs. Malone  
 13, Dirk Lindauer, 3/9/91 vs. Iowa  
 13, Scott Geitz, 4/25/98 vs. Illinois State  
 13, Brad Ziegler, 3/31/01 vs. Evansville  
 13, John Rheinecker, 4/6/01 vs. Illinois State  
 13, Bob Zimmermann, 3/10/02 vs. Iowa  
 13, Brad Ziegler, 4/27/02 vs. Creighton  
 13, Chad Mulholland, 3/8/03 vs. Middle Tennessee  
 13, Brett Sinkbeil, 5/20/05 vs. UNI  
 13, Ross Detwiler, 2/22/07 vs. DBU  
 13, Clay Murphy, 4/26/14 at UT Martin  
 13, Jon Harris 3/6/15 vs. Wright State  
 13, Matt Hall, 4/18/15 vs. UT Martin  
 13, Jordan Knutson, 4/7/17 vs. DBU  
 13, Dylan Coleman, 5/26/17 vs. Wichita State  
 13, Dylan Coleman, 2/25/18 at Central Arkansas  
 13, Dylan Coleman, 5/11/18 vs. Southern Illinois  
 12, Kirby Cannon, 4/9/77 vs. Lincoln  
 12, Jody Payne, 4/9/77 vs. Lincoln  
 12, Jody Payne, 4/8/78 vs. Lincoln  
 12, Kirby Cannon, 3/17/80 vs. Idaho  
 12, Jerry Logan, 4/3/80 vs. North Dakota  
 12, Dave Dickensheet, 5/3/80 vs. Missouri S&T  
 12, Scott Middleton, 4/19/83 vs. Arkansas  
 12, Mike Whitley, 5/20/93 vs. Illinois State  
 12, John Rheinecker, 3/31/00 vs. Illinois State  
 12, John Rheinecker, 3/9/01 vs. Memphis  
 12, Brad Ziegler, 2/16/02 vs. Arkansas  
 12, Ross Detwiler, 3/23/07 vs. UNI  
 12, Aaron Meade, 3/31/09 vs. Arkansas  
 12, Nick Petree, 5/4/12 vs. Air Force  
 12, Pierce Johnson, 3/3/12 at Northwestern State  
 12, Pierce Johnson, 3/15/12 at Oral Roberts  
 12, Pierce Johnson, 5/24/12 vs. Bradley  
 12, Jon Harris, 4/25/14 at UT Martin  
 12, Matt Hall, 3/27/15 at Jacksonville  
 12, Matt Hall, 5/14/15 vs. Bradley

**bold** denotes active players



<b>Wins</b>		
1.	2015	49
2.	1986	47
3.	2017	43
4.	2002	43
5.	1990	42
<b>Losses</b>		
1.	2019	36
2.	2010	34
3.	2007	34
4.	2000	33
5.	2014	31
<b>Home Wins</b>		
1.	1990	25
2.	1986	24
3.	2016	22
4.	1991	22
5.	1984	22
<b>Road Wins</b>		
1.	2015	21
2.	2003	20
3.	2017	19
4.	2002	18
5.	1994	16
6.	1991	16
7.	2012	16
<b>Winning Streak</b>		
1.	2015	19
2.	1989	18
3.	1993	14
4.	1980	14
5.	1999	12
6.	1990	12
7.	1986	12
<b>Losing Streak</b>		
1.	2007	14
2.	2014	9
3.	2004	7
4.	2019	7
5.	Seven times	6
<b>Batting Average (Highest)</b>		
1.	1981	.373
2.	1983	.367
3.	1986	.351
4.	1999	.345
5.	1987	.345
<b>Batting Average (Lowest)</b>		
1.	1961	.227
2.	1967	.237
3.	2019	.239
4.	1968	.249
5.	2018	.258
<b>At-Bats</b>		
1.	2002	2260
2.	2003	2254
3.	2017	2162
4.	1995	2108
5.	2012	2108
<b>Runs</b>		
1.	1999	607
2.	1986	510
3.	1995	496
4.	2002	486
5.	1987	467
<b>Hits</b>		
1.	2002	720
2.	1999	703
3.	1991	680
4.	1995	677
5.	2003	670
<b>Doubles</b>		
1.	2002	149
2.	1986	142
3.	1995	137
4.	1991	135
5.	2005	131

<b>Triples</b>		
1.	2001	36
2.	1986	35
3.	1981	30
4.	1989	28
5.	1980	27
<b>Home Runs</b>		
1.	1999	144
2.	1995	103
3.	1998	96
4.	1997	91
5.	1996	86
<b>Runs Batted In</b>		
1.	1999	561
2.	1995	457
3.	1986	456
4.	2002	431
5.	1996	419
<b>Walks</b>		
1.	2017	351
2.	2015	317
3.	2018	282
4.	1986	280
5.	1991	276
<b>Strikeouts</b>		
1.	2019	527
2.	2017	516
3.	2010	486
4.	2018	483
5.	2000	451
<b>Total Bases</b>		
1.	1999	1275
2.	1995	1149
3.	1986	1090
4.	1996	1084
5.	2002	1076
<b>Slugging Percentage</b>		
1.	1986	.697
2.	1999	.626
3.	1998	.563
4.	1981	.561
5.	1987	.545
<b>Stolen Bases</b>		
1.	1986	118
2.	1988	107
3.	2008	93
4.	1984	89
5.	1987	86
<b>Sacrifice Flies</b>		
1.	2002	44
2.	2003	38
3.	1988	37
4.	2008	34
5.	1990	33
<b>Sacrifice Hits</b>		
1.	2015	54
2.	2012	51
3.	2004	41
4.	2013	39
5.	1996	39
6.	1991	39
7.	1969	39
<b>Fielding Percentage</b>		
1.	2021	.978
2.	2015	.976
3.	2018	.975
4.	2017	.975
5.	2016	.973
<b>Errors</b>		
1.	1984	134
2.	2000	130
3.	2001	121
4.	1996	111
5.	1999	110

Miscellaneous Records

Most wins: 49 (2015)  
 Most losses: 36 (2019)  
 Most consecutive wins: 19 (2015)  
 Most consecutive losses: 14 (2007)  
 Most conference wins: 22 (2001)  
 Most conference losses: 17 (2000, 2007)  
 Best winning percentage: .804, 1989  
 Best conference winning percentage: 1.000, (1981-12-0, MIAA; 1988-12-0, MCC; 1990-11-0, MCC)  
 Consecutive winning seasons: 32, 1968-99  
 Consecutive 20-win seasons: 46, 1974-2019  
 Consecutive 30-win seasons: 14, 1986-99  
 Consecutive 40-win seasons: 4, 1988-91  
 Overall W-L record: 1,703-1,073-1 (.613)  
 Overall MIAA W-L record: 126-62 (.670)  
 MIAA Tournament W-L Record: 7-5 (.583)  
 MIAA Championships (3): 1969, 1970, 1979  
 Overall MCC W-L Record: 54-9 (.857)  
 MCC Tournament W-L Record: 23-5 (.821)  
 MCC Championships (6): 1984, 1985, 1986, 1987, 1988, 1989  
 Overall MVC W-L Record: 434-301 (.590)  
 MVC Tournament W-L Record: 56-50 (.528)  
 MVC Championships (4): 1996, 1997, 2015, 2018

14 games, 4/21/93 (1st) thru 5/4/93 (2nd)  
 12 games, 3/23/86 (2nd) thru 4/5/86 (1st)  
 12 games, 4/1/90 thru 4/16/90 (2nd)  
 12 games, 3/28/99 (2nd) thru 4/13/99  
 11 games, 5/7/05 thru 5/21/05  
 10 games, 4/22/79 (2nd) thru 5/7/79 (1st)  
 10 games, 4/25/90 thru 5/13/90  
 10 games, 5/7/06 thru 5/27/06  
 10 games, 3/12/16 thru 3/25/16  
 9 games, 4/3/75 thru 4/12/75  
 9 games, 4/23/75 thru 5/9/75  
 9 games, 3/30/83 thru 4/16/83 (2nd)  
 9 games, 4/26/91 thru 5/4/91 (1st)  
 9 games, 4/30/04 thru 5/9/04  
 9 games, 5/5/09 thru 5/21/09  
 9 games, 4/15/17 thru 4/29/17  
 8 games on 13 different occasions  
 7 games on 20 different occasions

**Biggest All-Time Scoring Innings**  
 19, 6th inning, 3/11/95 vs. Truman State  
 18, 4th inning, 4/21/99 vs. Evangel  
 14, 2nd inning, 3/23/86 vs. Iowa State  
 13, 6th inning, 3/7/88 vs. Benedictine  
 13, 5th inning, 4/28/91 vs. Bradley  
 12, 1st inning, 3/14/89 vs. Lincoln  
 11, 6th inning, 4/8/90 vs. TCU  
 11, 2nd inning, 5/1/91 vs. Arkansas State  
 11, 4th inning, 5/2/08 vs. Indiana State  
 11, 3rd inning, 3/17/09 vs. Southeast Missouri  
 11, 6th inning, 5/26/10 vs. Southern Illinois  
 10 runs on 11 different occasions

**Longest MSU Winning Streaks**  
 19 games, 4/25/15 thru 5/31/15  
 18 games, 4/16/89 (2nd) thru 5/14/89 (1st)  
 14 games, 3/21/80 (1st) thru 4/12/80 (1st)

<b>Double Plays Turned</b>		
1.	1986	66
2.	1999	64
3.	1990	62
4.	1991	59
5.	2007	57
<b>Innings Pitched</b>		
1.	2003	567.2
2.	2002	561.2
3.	2017	556.2
4.	2012	553.0
5.	2015	550.2
<b>Hits Allowed</b>		
1.	1996	598
2.	2002	594
3.	2003	579
4.	2008	550
5.	1997	549
<b>Runs Allowed</b>		
1.	2019	394
2.	1998	390
3.	1996	380
4.	1997	379
5.	1999	367
<b>Earned Runs Allowed</b>		
1.	2019	342
2.	1998	336
3.	1997	318
4.	1996	305
5.	2008	296
<b>ERA (Highest)</b>		
1.	1998	6.74
2.	2019	6.29
3.	1997	5.70
4.	1996	5.68
5.	1985	5.59
<b>ERA (Lowest)</b>		
1.	2012	2.57
2.	1990	2.91
3.	2015	2.93
4.	2013	3.12
5.	1969	3.13

<b>Walks Allowed</b>		
1.	1992	317
2.	1999	309
3.	1997	293
4.	1995	276
5.	2019	273
<b>Strikeouts</b>		
1.	2017	560
2.	2015	553
3.	2012	537
4.	2003	530
5.	2016	524
<b>Shutouts</b>		
1.	2012	11
2.	2015	9
3.	1990	8
4.	1989	7
5.	2017	6
6.	1984	6
7.	1979	6
8.	1969	6
<b>Complete Games</b>		
1.	1986	34
2.	1984	23
3.	1988	22
4.	1970	20
5.	1969	20
<b>Saves</b>		
1.	2015	18
2.	2011	18
3.	2012	16
4.	2002	16
5.	2018	14
6.	2016	14
7.	2003	14



**Year-By-Year at Hammons Field**

Year	Games/ Dates	Total Att.	Avg. Att.	W-L	Pct.
2004	19/15	71,297	4,753	10-9	.526
2005	28/28	38,394	1,371	17-11	.607
2006	26/25	25,407	1,016	16-10	.615
2007	29/28	29,027	1,037	15-14	.517
2008	26/24	15,605	650	21-5	.808
2009	25/24	19,102	796	17-8	.680
2010	25/23	13,057	568	14-11	.560
2011	23/22	12,732	579	18-5	.783
2012	28/27	19,116	708	19-9	.679
2013	23/21	11,552	550	14-9	.609
2014	19/18	12,195	677	9-10	.474
2015	22/22	38,800	1,764	19-3	.864
2016	30/29	26,626	918	22-8	.733
2017	28/27	28,691	1,062	21-7	.750
2018	23/22	18,377	835	17-6	.739
2019	23/20	12,779	640	11-12	.478
2020	5/5	2,299	460	3-2	.600
2021	16/14	6,763	423	9-7	.563
<b>Totals</b>	<b>418/394</b>	<b>401,819</b>	<b>1,020</b>	<b>272-146</b>	<b>.651</b>

**Top Crowds at Hammons Field**

Att.	Date	Opponent
9,017	April 2, 2004	Southern Illinois
8,312	April 14, 2004	Missouri
6,756	May 30, 2015	Canisius
6,497	April 28, 2015	Missouri
6,264	May 7, 2004	Illinois State
5,984	April 3, 2004	Southern Illinois
5,656	May 31, 2015	Iowa
5,490	May 18, 2004	Arkansas State
5,351	April 25, 2017	Missouri
5,211	May 30, 2015	Iowa
5,188	April 27, 2004	Kansas
4,723	April 4, 2004	Southern Illinois
4,619	May 8, 2004	Illinois State
4,077	April 12, 2016	Missouri
3,892	May 2, 2006	Missouri
3,812	May 26, 2004	Southern Illinois
3,712	April 17, 2007	Missouri
3,597	May 28, 2004	Wichita State
3,478	April 26, 2005	Missouri

**Missouri State Individual Records**

**Batting**

**At-Bats** ..... 7 (five times)  
.....(most recently) Spencer Johnson vs. DBU (4/4/15)

**Runs** ..... 5  
..... Jake Burger vs. Western Illinois (3/16/16)

**Hits** ..... 5 (three times)  
..... (most recently) Luke Voit vs. Bradley (5/24/12)

**RBI's** ..... 9  
..... Spencer Johnson vs. Kansas (4/6/16)

**Home Runs** ..... 3  
..... Spencer Johnson vs. Kansas (4/6/16)

**Triples** ..... 2 (two times)  
..... (most recently) John Privitera vs. Missouri (4/16/19)

**Doubles** ..... 3 (two times)  
..... (most recently) Tate Matheny vs. Southeast Missouri (3/27/13)

**Walks** ..... 4 (five times)  
..... (most recently) Matt Brown vs. Southern Illinois (5/12/18)

**Strikeouts** ..... 4 (11 times)  
..... (most recently) Logan Geha vs. Oklahoma State (3/2/21)

**Stolen Bases** ..... 3 (6 times)  
..... (most recently) Hunter Steinmetz vs. Western Illinois (3/16/16)

**Pitching/Fielding**

**Innings Pitched** ..... 9.1  
..... Jake Powers vs. Southern Illinois (5/24/12)

**Hits Allowed** ..... 12  
..... Jake Shafer vs. Bradley (4/8/07)

**Runs Allowed** ..... 10 (two times)  
..... (most recently) Ty Buckner vs. Oregon State (4/13/18)

**Earned Runs Allowed** ..... 8 (two times)  
..... (most recently) Austin Knight vs. Southern Illinois (5/8/16)

**Walks Allowed** ..... 7 (two times)  
..... (most recently) Dylan Coleman vs. Illinois State (4/20/18)

**Strikeouts** ..... 16  
..... Pierce Johnson vs. Creighton (3/23/12)

**Home Runs Allowed** ..... 3 (four times)  
..... (most recently) Ty Buckner vs. Oregon State (4/13/18)

**Hit Batsmen** ..... 4 (two times)  
..... (most recently) Scott Carroll vs. Toledo (4/18/06)

**Errors** ..... 3 (four times)  
..... (most recently) Jeremy Eierman vs. SIU Edwardsville (3/5/16)

**Assists** ..... 9 (two times)  
..... (most recently) Kevin Medrano vs. North Dakota State (3/6/10)

**Putouts** ..... 19  
..... Conor Smith vs. Southern Illinois (3/29/14)

**Missouri State Team Records**

**Batting**

**At-Bats** ..... 54  
..... vs. Middle Tennessee (3/20/05)

**Runs** ..... 18  
..... vs. Kansas (4/6/16)

**Hits** ..... 22  
..... vs. Bradley (5/24/12)

**RBI's** ..... 18  
..... vs. Kansas (4/6/16)

**Home Runs** ..... 6  
..... vs. Oral Roberts (4/4/10)

**Triples** ..... 4 (two times)  
..... (most recently) vs. Illinois State (5/20/16)

**Doubles** ..... 7  
..... vs. Kansas (5/11/05)

**Walks** ..... 18  
..... vs. Saint Louis (4/5/16)

**Strikeouts** ..... 19  
..... vs. Southeast Missouri (3/15/11)

**Stolen Bases** ..... 8  
..... vs. Illinois State (5/8/10)

**Pitching/Fielding**

**Innings Pitched** ..... 14.0  
..... vs. Middle Tennessee (3/20/05)

**Hits Allowed** ..... 19  
..... vs. Arkansas State (3/12/06)

**Runs Allowed** ..... 20  
..... vs. New Orleans (4/20/19)

**Earned Runs Allowed** ..... 17  
..... vs. Oregon State (4/13/18)

**Walks Allowed** ..... 14  
..... vs. New Orleans (4/20/19)

**Strikeouts** ..... 17 (three times)  
..... (most recently) vs. Wichita State (5/2/15)

**Home Runs Allowed** ..... 5 (three times)  
..... (most recently) vs. Bradley (4/27/19)

**Hit Batsmen** ..... 6 (two times)  
..... (most recently) vs. Missouri (4/16/19)

**Errors** ..... 7  
..... vs. Bradley (4/3/05)

**Assists** ..... 22  
..... vs. Arkansas (4/1/08)

**Double Plays** ..... 4 (three times)  
..... (most recently) 5/7/21 vs. Indiana State



**Opponent Individual Records**

**Batting**

At-Bats .....	7 (six times)
..... (most recently) Drew Turbin, DBU (4/4/15)	
Runs .....	4 (four times)
..... (most recently) Trevor Larnach, Oregon State (4/13/18)	
Hits .....	5
..... Drew Turbin, DBU (4/4/15)	
RBIs .....	10
..... Drew Moffitt, Wichita State (5/28/04)	
Home Runs .....	3
..... Drew Moffitt, Wichita State (5/28/04)	
Triples .....	2
..... Stephen Turner, South Dakota State (3/10/09)	
Doubles .....	3
..... Mike Mee, Minnesota (3/25/06)	
Walks .....	4
..... Jeff Christen, Evansville (4/22/16)	
Strikeouts .....	5
..... Drew Turbin, DBU (4/3/15)	
Stolen Bases .....	4
..... Michael Faulkner, Arkansas State (4/4/12)	

**Pitching/Fielding**

Innings Pitched .....	9.2
..... Eric Blevins, Middle Tennessee (3/20/05)	
Hits Allowed .....	12 (two times)
..... (most recently) Nick Kirk, UNI (5/1/09)	
Runs Allowed .....	12
..... Taylor Fowler, Arkansas State (3/10/06)	
Earned Runs Allowed .....	11
..... David Meade, Illinois State (5/20/16)	
Walks Allowed .....	9
..... Chase Williams, Wichita State (5/2/15)	
Strikeouts .....	13
..... Charlie Lowell, Wichita State (4/9/11)	
Home Runs Allowed .....	4
..... Brady Welsh, Arkansas State (3/9/18)	
Hits Batsmen .....	4 (two times)
..... (most recently) Devon Stewart, Canisius (5/30/15)	
Errors .....	3 (two times)
..... (most recently) Brandon Douglas, UNI (3/24/07)	
Assists .....	9
..... Tyler Lairson, Southern Illinois (4/23/06)	
Putouts .....	16 (three times)
..... (most recently) Eric McKibban, Evansville (4/24/16)	

**Opponent Team Records**

**Batting**

At-Bats .....	53
..... Bradley (5/24/12)	
Runs .....	17
..... Oregon State (4/13/18)	
Hits .....	19
..... Arkansas State (3/12/06)	
RBIs .....	17
..... Oregon State (4/13/18)	
Home Runs .....	5 (two times)
..... (most recently) Oregon State (4/13/18)	
Triples .....	2 (three times)
..... (most recently) Arkansas (4/11/17)	
Doubles .....	7 (two times)
..... (most recently) Evansville (4/24/16)	
Walks .....	11
..... Evansville (4/22/16)	
Strikeouts .....	17 (three times)
..... (most recently) Wichita State (5/2/15)	
Stolen Bases .....	6
..... Evansville (3/26/10)	

**Pitching/Fielding**

Innings Pitched .....	13.2
..... Middle Tennessee (3/20/05)	
Hits Allowed .....	22
..... Bradley (5/24/12)	
Runs Allowed .....	18
..... Kansas (4/6/16)	
Earned Runs Allowed .....	17
..... Illinois State (5/20/16)	
Walks Allowed .....	18
..... Saint Louis (4/5/16)	
Strikeouts .....	19
..... Southeast Missouri (3/15/11)	
Home Runs Allowed .....	6
..... Oral Roberts (4/4/10)	
Hits Batsmen .....	9
..... Middle Tennessee (5/11/08)	
Errors .....	6
..... Little Rock (4/7/09)	
Assists .....	19 (three times)
..... (most recently) Bradley (3/31/17)	
Double Plays .....	4 (three times)
..... (most recently) Saint Louis (4/5/16)	

**MSU vs. All Opponents at Hammons Field**

Team .....	W-L
Arkansas State .....	10-5
Arkansas .....	2-8
Bradley .....	22-9
UC Irvine .....	0-2
Cal State Northridge .....	3-0
Canisius .....	1-0
Central Arkansas .....	9-2
Central Michigan .....	3-0
Creighton .....	8-4
DBU .....	7-5
Drury .....	1-0
Evansville .....	17-10
Illinois State .....	20-7
Indiana State .....	17-11
Iowa .....	9-1
Kansas .....	7-6
Kansas State .....	1-0
Little Rock .....	3-0
Louisiana-Monroe .....	2-1
Maine .....	2-1
Memphis .....	1-2
Middle Tennessee .....	8-1
Minnesota .....	2-4
Missouri .....	7-8
Murray State .....	1-0
New Orleans .....	3-1
North Dakota .....	5-1
North Dakota State .....	3-1
Northern Colorado .....	3-0
UNI .....	5-3
Northwestern .....	3-0
Oral Roberts .....	11-6
Oregon State .....	0-2
Oklahoma State .....	4-5
Purdue .....	0-3
Saint Louis .....	6-3
South Dakota State .....	2-3
Southeast Missouri .....	10-1
Southern Illinois .....	15-13
SJU Edwardsville .....	7-1
UT Martin .....	2-1
Toledo .....	3-0
Valparaiso .....	5-0
Western Illinois .....	6-2
Wichita State .....	14-12
Wright State .....	2-1
<b>Overall .....</b>	<b>272-146</b>
<b>MVC .....</b>	<b>123-65</b>



**Collegiate Baseball**

**National Player of the Year (1)**

2012...P.....Nick Petree

**Collegiate Baseball All-America (17)**

*1st team - 5; 2nd team - 7; 3rd team - 5*

1995...1B.....Steve Hacker, 1st team  
 1998...1B.....Jason Hart, 2nd team  
 1999...OF.....Matt Cepicky, 1st team  
     ...C.....Jon Hale, 3rd team  
 2008...P.....Tim Clubb, 1st team  
 2009...P.....Buddy Baumann, 2nd team  
     ...3B.....Brayden Drake, 3rd team  
 2012...P.....Nick Petree, 1st team  
 2013...P.....Nick Petree, 2nd team  
 2015...P.....Matt Hall, 1st team  
     ...P.....Jon Harris, 2nd team  
     ...3B.....Jake Burger, 3rd team  
     ...P.....Bryan Young, 3rd team  
 2016...3B.....Jake Burger, 2nd team  
 2017...3B.....Jake Burger, 2nd team  
     ...SS.....Jeremy Eierman, 2nd team  
     ...P.....Jake Fromson, 3rd team

**Baseball America All-America (10)**

*1st team - 3; 2nd team - 3; 3rd team - 4*

1995...1B.....Steve Hacker, 2nd team  
 1998...1B.....Jason Hart, 2nd team  
 1999...OF.....Matt Cepicky, 1st team  
 2012...P.....Nick Petree, 1st team  
 2013...P.....Nick Petree, 3rd team  
 2015...P.....Matt Hall, 2nd team  
     ...P.....Jon Harris, 3rd team  
 2016...3B.....Jake Burger, 3rd team  
 2017...3B.....Jake Burger, 1st team  
     ...SS.....Jeremy Eierman, 3rd team

**D1 Baseball All-America (4)**

*1st team - 2; 2nd team - 1; 3rd team - 1*

2015...P.....Matt Hall, 1st team  
 2016...3B.....Jake Burger, 3rd team  
 2017...SS.....Jeremy Eierman, 1st team  
     ...3B.....Jake Burger, 2nd team

**HERO Sports D1 Baseball**

**All-America (1)**

2016...OF.....Spencer Johnson

**National Collegiate Baseball Writers Association All-America (15)**

*1st team - 6; 2nd team - 4; 3rd team - 4; HM - 1*

1995...1B.....Steve Hacker, 1st team  
     ...SS.....Dave Slemmer, HM  
 1998...1B.....Jason Hart, 2nd team  
 1999...OF.....Matt Cepicky, 1st team  
 2008...P.....Tim Clubb, 2nd team  
 2009...P.....Buddy Baumann, 3rd team  
 2012...P.....Nick Petree, 1st team  
 2013...P.....Nick Petree, 3rd team  
 2015...P.....Bryan Young, 1st team  
     ...P.....Matt Hall, 2nd team  
 2016...3B.....Jake Burger, 3rd team  
     ...OF.....Spencer Johnson, 3rd team  
 2017...3B.....Jake Burger, 1st team  
     ...SS.....Jeremy Eierman, 1st team  
 2018...DH.....Drew Millas, 2nd team

**NCAA/ABCA All-America (25)**

*1st team - 6; 2nd team - 15; 3rd team - 4*

1969...P.....Ken Watkins, 2nd team  
 1970...P.....Ken Watkins, 1st team  
     ...3B.....Dennis Strickland, 2nd team  
 1971...OF.....Bill Helfrecht, 1st team  
 1974...OF.....Bob Blakley, 1st team  
 1977...3B.....Mark Mennemeier, 2nd team  
 1978...DH.....Larry Goessling, 2nd team  
 1979...1B.....Ron Snider, 3rd team  
 1980...DH.....Mark Bailey, 2nd team  
 1981...CF.....Mark Garrett, 2nd team  
 1982...2B.....Mark Bailey, 2nd team  
 1993...IF.....Bill Mueller, 2nd team  
 1995...IF.....Steve Hacker, 1st team  
 1999...OF.....Matt Cepicky, 2nd team  
 2003...P.....Brad Ziegler, 3rd team  
 2008...DH.....Ben Carlson, 1st team  
     ...P.....Tim Clubb, 2nd team  
 2009...P.....Buddy Baumann, 2nd team  
 2012...P.....Nick Petree, 2nd team  
 2013...P.....Nick Petree, 3rd team  
 2015...P.....Matt Hall, 2nd team  
 2016...OF.....Spencer Johnson, 2nd team  
     ...3B.....Jake Burger, 3rd team  
 2017...3B.....Jake Burger, 1st team  
     ...SS.....Jeremy Eierman, 2nd team

**Perfect Game All-America (6)**

*1st team - 1; 2nd team - 2; 3rd team - 3*

2015...P.....Matt Hall, 2nd team  
     ...P.....Jon Harris, 3rd team  
 2015...P.....Bryan Young, 3rd team  
 2016...3B.....Jake Burger, 3rd team  
 2017...SS.....Jeremy Eierman, 1st team  
     ...3B.....Jake Burger, 2nd team

**Baseball America**

**Freshman All-America (2)**

*1st team - 1; 2nd team - 1*

2013...OF.....Tate Matheny, 2nd team  
 2015...3B.....Jake Burger, 1st team

**Collegiate Baseball**

**Freshman All-America (19)**

1989...OF.....Matt Brewer  
 1992...P.....Mike Whitley  
 1993...DH.....Steve Hacker  
 1996...IF.....Jason Hart  
 1999...IF.....Ryan Howard  
 2001...P.....Bob Zimmermann  
 2004...P.....Brett Sinkbeil  
 2009...2B.....Kevin Medrano  
 2011...P.....Nick Petree  
 2012...P.....Tyler Burgess  
 2013...OF.....Tate Matheny  
     ...P.....Jon Harris  
 2015...3B.....Jake Burger  
 2016...P.....Dylan Coleman  
     ...SS.....Jeremy Eierman  
     ...OF.....Hunter Steinmetz  
 2018...P.....Ty Buckner  
     ...P.....Connor Sechler  
 2019...OF.....Dakota Kotowski

**NCBWA**

**Freshman All-America (4)**

*1st team - 2; 2nd team - 2*

2011...P.....Nick Petree, 2nd team  
 2012...P.....Tyler Burgess, 1st team  
 2016...SS.....Jeremy Eierman, 2nd team  
 2018...P.....Connor Sechler, 1st team

**Perfect Game**

**Freshman All-America (2)**

*2nd team - 2*

2012...P.....Tyler Burgess, 2nd team  
 2013...OF.....Tate Matheny, 2nd team

**Capital One CoSIDA**

**Academic All-America (14)**

*1st team - 4; 2nd team - 3; 3rd team - 7*

1979...SS.....Mike Royle, 2nd team  
 1982...OF.....Mark Garrett, 3rd team  
 1984...1B.....Dan Iseminger, 1st team  
 1986...DH.....Brian Mahaffey, 1st team  
 1987...1B.....Brian Mahaffey, 1st team  
 1988...1B.....Brian Mahaffey, 3rd team  
 1993...OF.....Chad Lakin, 3rd team  
 1995...OF.....Dan Kneeshaw, 3rd team  
 1996...OF.....Dan Kneeshaw, 1st team  
 2003...3B.....Brooks Colvin, 3rd team  
 2004...SS.....Brooks Colvin, 2nd team  
 2008...DH.....Ben Carlson, 3rd team  
 2009...P.....Buddy Baumann, 3rd team  
     ...OF.....Ben Carlson, 2nd team

**ABCA Rawlings Gold Glove Award (2)**


2013...P.....Nick Petree  
 2016...3B.....Jake Burger

**NCBWA District Player of the Year (3)**


2012...P.....Nick Petree  
 2016...3B.....Jake Burger  
 2017...SS.....Jeremy Eierman

**NCAA/ABCA All-Region (51)**

1969...P.....Ken Watkins  
 1970...P.....Ken Watkins  
     ...3B.....Dennis Strickland  
     ...OF.....Bill Helfrecht  
 1971...OF.....Bill Helfrecht  
 1974...OF.....Bob Blakley  
     ...SS.....Randy Magers  
 1975...OF.....Bob Blakley  
     ...2B.....Bobby McCulloch  
 1976...OF.....Bob Blakley  
 1977...3B.....Mark Mennemeier  
 1978...DH.....Larry Goessling  
     ...OF.....Jim Schaefer  
 1979...1B.....Ron Snider  
 1980...OF.....Bobby Narron  
     ...OF.....Dave Schneider  
     ...C.....Keith Champion  
     ...DH.....Mark Bailey  
 1981...OF.....Mark Garrett  
     ...C.....Keith Champion  
 1982...2B.....Mark Bailey  
     ...C.....Rusty Hilgenkamp  
     ...P.....Dave Dickensheet  
 1991...IF.....Evan Pratte  
     ...OF.....Matt Brewer  
 1993...IF.....Bill Mueller  
 1995...IF.....Steve Hacker  
 1998...IF.....Jason Hart  
 1999...OF.....Matt Cepicky  
 2001...P.....Bob Zimmermann  
 2003...P.....Brad Ziegler  
 2005...OF.....Kirk McConnell  
 2008...DH.....Ben Carlson  
     ...P.....Tim Clubb  
 2009...P.....Buddy Baumann  
     ...OF.....Ben Carlson  
     ...3B.....Brayden Drake  
 2012...P.....Nick Petree  
     ...P.....Tyler Burgess  
 2013...P.....Nick Petree  
 2014...OF.....Tate Matheny



**Nick Petree**



**Bob Blakley**



- 2015...3B.....Jake Burger  
.....P.....Matt Hall  
.....P.....Jon Harris
- 2016...3B.....Jake Burger  
.....OF.....Spencer Johnson
- 2017...3B.....Jake Burger
- 2017...SS.....Jeremy Eierman  
.....P.....Doug Still
- 2018...P.....Dylan Coleman  
.....DH.....Drew Millas

**NCAA Regional  
All-Tournament Team (53)**

- 1969...P.....Ken Watkins  
.....3B.....Danny Cook
- 1970...P.....Ken Watkins
- 1977...OF.....Gary Mitchell  
.....C.....Larry Goessling  
.....P.....Jody Payne
- 1978...1B.....Ron Snider  
.....3B.....Mark Mennemeier  
.....OF.....Gary Mitchell  
.....C.....Larry Goessling  
.....P.....Kirby Cannon  
.....DH.....Bobby Narron
- 1979...1B.....Ron Snider  
.....SS.....Mike Royle  
.....OF.....Bobby Narron  
.....OF.....Mark Garrett  
.....P.....Kirby Cannon
- 1980...1B.....Terry Burke  
.....OF.....Bobby Narron  
.....P.....Steve Anderson  
.....DH.....Mark Bailey
- 1982...1B.....Jim Luntzer  
.....2B.....Mark Bailey  
.....3B.....Rick Hardesty  
.....C.....Rusty Hilgenkamp  
.....P.....Dave Dickensheet  
.....DH.....J.D. Warner
- 1996...OF.....Micah Holst
- 1997...SS.....Brandon Jackson  
.....P.....Scott Geitz
- 1999...2B.....Matt Gardner  
.....SS.....Dan Firlit  
.....DH.....Nick Kays  
.....OF.....Matt Cepicky
- 2002...SS.....Shaun Marcum  
.....3B.....Brooks Colvin  
.....OF.....Dant'e Brinkley
- 2003...SS.....Shaun Marcum  
.....3B.....Brooks Colvin  
.....C.....Tony Piazza  
.....OF.....Dant'e Brinkley  
.....P.....Brad Ziegler  
.....P.....Bob Zimmermann
- 2012...P.....Pierce Johnson  
.....OF.....Keenen Maddox
- 2015...3B.....Jake Burger  
.....DH.....Eric Cheray  
.....OF.....Blake Graham  
.....P.....Matt Hall  
.....C.....Matt Fultz  
.....OF.....Tate Matheny  
.....1B.....Justin Paulsen
- 2018...OF.....Hunter Steinmetz

**All-MIAA First Team (35)**

- 1971...1B.....Roy Mueller  
.....OF.....Bill Helfrecht  
.....P.....Dick Jones
- 1972...2B.....Steve Hutton  
.....OF.....Roger Cromer
- 1973...1B.....Doug Bagby

- .....SS.....Randy Magers  
.....UT.....Gaylord Gregory
- 1974...SS.....Randy Magers  
.....OF.....Bob Blakley  
.....3B.....Bobby McCulloch
- 1975...OF.....Bob Blakley  
.....2B.....Bobby McCulloch
- 1976...3B.....Terry Kasper  
.....OF.....Bob Blakley
- 1977...3B.....Mark Mennemeier  
.....OF.....Terry Kasper  
.....DH.....Larry Goessling  
.....OF.....Bob Blakley
- 1978...3B.....Mark Mennemeier  
.....DH.....Larry Goessling  
.....OF.....Jim Schaefer
- 1979...1B.....Ron Snider  
.....OF.....Jim Schaefer  
.....DH.....Terry Burke
- 1980...OF.....Mark Garrett  
.....OF.....Dave Schneider  
.....OF.....Bobby Narron  
.....C.....Keith Champion  
.....DH.....Mark Bailey  
.....P.....Steve Anderson
- 1981...OF.....Mark Garrett  
.....1B.....Mark Bailey  
.....C.....Keith Champion  
.....P.....Dave Dickensheet

**MIAA MVP (3)**

- 1978...C/DH...Larry Goessling
- 1979...1B.....Ron Snider
- 1981...OF.....Mark Garrett

**MIAA Rookie of the Year (4)**

- 1974...OF.....Bob Blakley
- 1979...OF.....Mark Garrett
- 1980...DH.....Mark Bailey
- 1981...3B.....Terry Repp

**All-MCC First Team (27)**

- 1985...1B.....Rick Clarkston  
.....3B.....Matt Nowak
- 1986...1B.....Steve Meyer  
.....3B.....Matt Nowak  
.....SS.....Howard Bell  
.....OF.....Greg Brewer  
.....DH.....Brian Mahaffey

- .....P.....Mike Godfrey
- 1987...P.....Jim Gibbs  
.....1B.....Brian Mahaffey
- 1988...P.....Tony Floyd
- 1988...C.....Dan Hickman  
.....1B.....Brian Mahaffey  
.....2B.....Pat Kelly  
.....SS.....Jeff Kaiser  
.....OF.....Mike Ruble
- 1989...P.....Dale Bowling  
.....1B.....Earnie Johnson  
.....3B.....Brent Bartlett  
.....OF.....Matt Brewer  
.....OF.....Corby Fister
- 1990...SS.....Evan Pratte  
.....3B.....Bill Mueller  
.....OF.....Brent Bartlett  
.....C.....Greg Faron  
.....P.....Craig Sands  
.....P.....Chris Juday

**MCC Player of the Year (3)**

- 1986...SS.....Howard Bell
- 1988...P.....Tony Floyd
- 1990...P.....Craig Sands

**MCC All-Tournament Team (28)**

- 1984...1B.....Danny Iseminger  
.....3B.....Rick Clarkston  
.....OF.....Bruce Bax  
.....OF.....Mike Snodgrass  
.....P.....Scott Prince  
.....P.....Kevin Keister
- 1986...1B.....Steve Meyer  
.....3B.....Matt Nowak  
.....SS.....Howard Bell  
.....OF.....Greg Brewer  
.....P.....Stacey Burkey
- 1987...P.....Jim Gibbs  
.....C.....Dan Hickman  
.....OF.....Larry Doss
- 1988...P.....Tony Floyd  
.....P.....Dale Bowling  
.....2B.....Pat Kelly  
.....SS.....Jeff Kaiser
- 1989...OF.....Mark Neff  
.....OF.....Mike Ruble  
.....P.....Dale Bowling


- .....OF.....Earnie Johnson  
.....OF.....Corby Fister
- 1990...C.....Greg Faron  
.....DH.....Brent Bartlett
- 1990...OF.....Corby Fister  
.....OF.....Cory Krueger

**MCC Tournament MVP (4)**

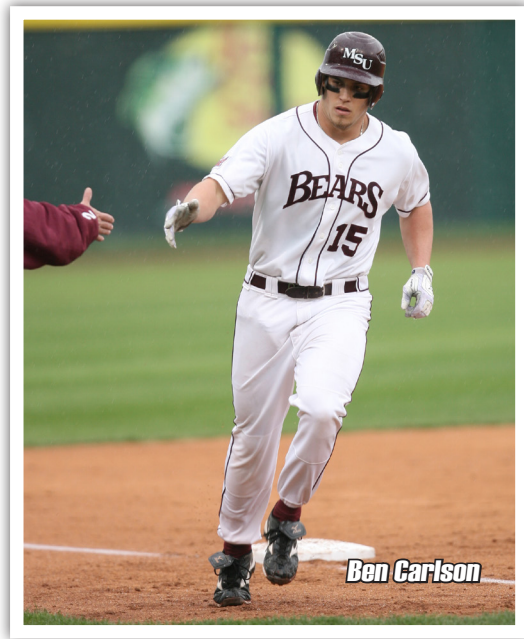
- 1985...P.....Scott Prince
- 1987...OF.....Larry Doss
- 1988...P.....Tony Floyd
- 1989...1B/OF...Earnie Johnson

**All-MVC First Team (68)**

- 1991...OF.....Matt Brewer  
.....UT.....Evan Pratte
- 1993...IF.....Bill Mueller  
.....DH.....Steve Hacker
- 1994...1B.....Steve Hacker
- 1995...1B.....Steve Hacker
- 1996...OF.....Dan Kneeshaw
- 1997...2B.....Chris Curry  
.....C.....Lance Burkhart  
.....P.....Rob Garola  
.....P.....Scott Geitz
- 1998...1B.....Jason Hart
- 1999...C.....Jon Hale  
.....OF.....Matt Cepicky  
.....OF.....Micah Holst
- 2001...2B.....Matt Gardner  
.....C.....Ben Margalski  
.....P.....Bob Zimmermann
- 2002...UT.....Shaun Marcum  
.....OF.....Dant'e Brinkley  
.....P.....Brad Ziegler
- 2003...DH.....Clay Wheeler  
.....OF.....Dant'e Brinkley  
.....P.....Brad Ziegler  
.....P.....Shaun Marcum
- 2004...C.....Jud Kindle  
.....SS.....Brooks Colvin  
.....P.....Brett Sinkbeil
- 2006...OF.....Nolan Keane  
.....P.....Chris Krawczyk
- 2008...DH.....Ben Carlson  
.....P.....Tim Clubb  
.....P.....Matt Frevert  
.....OF.....Ben Woodbury



Mark Bailey




Ben Carlson



- 2009...P.....Buddy Baumann  
    ...OF.....Ben Carlson  
    ...3B.....Brayden Drake  
    ...C.....Dallas Hord
- 2009...P.....Aaron Meade  
    ...2B.....Kevin Medrano
- 2010...2B.....Kevin Medrano
- 2011...P.....Dan Kickham  
    ...2B.....Kevin Medrano
- 2012...P.....Tyler Burgess  
    ...2B.....Kevin Medrano  
    ...P.....Nick Petree
- 2013...P.....Nick Petree  
    ...2B.....Eric Cheray
- 2014...OF.....Tate Matheny
- 2015...3B.....Jake Burger  
    ...P.....Matt Hall  
    ...P.....Jon Harris  
    ...OF.....Tate Matheny  
    ...P.....Bryan Young
- 2016...3B.....Jake Burger
- 2017...3B.....Jake Burger  
    ...SS.....Jeremy Eierman  
    ...P.....Jake Fromson  
    ...DH.....Blake Graham  
    ...2B.....Aaron Meyer  
    ...P.....Doug Still
- 2018...P.....Dylan Coleman  
    ...DH.....Drew Millas  
    ...2B.....John Privitera  
    ...P.....Connor Sechler
- 2019...OF.....Dakota Kotowski  
    ...C.....Drew Millas
- 2021...P.....Trey Ziegenbein
- MVC Player of the Year (5)**  
1993...IF.....Bill Mueller  
1995...1B.....Steve Hacker  
1999...OF.....Matt Cepicky  
2009...3B.....Brayden Drake  
2017...3B.....Jake Burger
- MVC Pitcher of the Year (7)**  
1997.....Rob Garola  
2003.....Brad Ziegler

- 2008.....Tim Clubb
- 2009.....Buddy Baumann
- 2012.....Nick Petree
- 2015.....Jon Harris
- 2017.....Jake Fromson
- MVC Defensive Player of the Year (2)**  
2015...SS.....Joey Hawkins  
2016...3B.....Jake Burger
- MVC Newcomer of the Year (9)**  
1992...P.....Mike Whitley  
1993...DH.....Steve Hacker  
1994...IF.....Dave Slemmer  
1995...IF.....Brad Kennedy  
1996...IF.....Lance Burkhardt  
2001...IF.....Jeremy Isehnower  
2003...P.....Chad Mulholland  
2011...P.....Dan Kickham  
2017...P.....Doug Still
- MVC Freshman of the Year (9)**  
1999...1B.....Ryan Howard  
2001...P.....Bob Zimmermann  
2004...P.....Brett Sinkbeil  
2009...2B.....Kevin Medrano  
2011...P.....Nick Petree  
2012...P.....Tyler Burgess  
2013...OF.....Tate Matheny  
2015...3B.....Jake Burger  
2019...OF.....Dakota Kotowski
- MVC All-Tournament Team (63)**  
1995...1B.....Steve Hacker  
    ...SS.....Dave Slemmer  
    ...P.....Jarrod Mays
- 1996...2B.....Chris Curry  
    ...3B.....Lance Burkhardt  
    ...SS.....Brad Kennedy  
    ...C.....J.J. Scerba  
    ...P.....Jarrod Mays  
    ...P.....Scott Geitz
- 1997...2B.....Chris Curry  
    ...1B.....Jason Hart  
    ...OF.....Matt Cepicky  
    ...DH.....Nick Kays



Joey Hawkins

- ...P.....Scott Geitz
- 1998...1B.....Jason Hart  
    ...2B.....Chris Curry
- 2000...1B.....Ryan Howard  
    ...C.....Ben Margalski
- 2001...2B.....Matt Gardner
- 2002...C.....Tony Piazza  
    ...1B.....Donnie Watchowski  
    ...SS.....Shaun Marcum  
    ...UT.....Brooks Colvin  
    ...DH.....Matt Gardner
- 2002...P.....Matt Palmer
- 2003...C.....Tony Piazza  
    ...UT.....Shaun Marcum  
    ...OF.....Rick Wilson
- 2006...C.....Clay Coulter  
    ...UT.....Tim Rafferty  
    ...DH.....Matt Weglarz  
    ...OF.....Nolan Keane  
    ...P.....Ross Detwiler
- 2007...C.....Kyle Paul
- 2008...IF.....Josh Mazzola  
    ...IF.....Chris Playter  
    ...OF.....Nolan Keane
- 2009...OF.....Chris Playter
- 2010...2B.....Kevin Medrano
- 2011...P.....J.C. Casey  
    ...DH.....Brock Chaffin  
    ...OF.....Aaron Conway  
    ...2B.....Kevin Medrano  
    ...3B.....Brent Seifert
- 2012...OF.....Keenen Maddox  
    ...P.....Cody Schumacher
- 2014...OF.....Tate Matheny
- 2015...3B.....Dylan Becker  
    ...DH.....Eric Cheray  
    ...P.....Matt Hall  
    ...OF.....Tate Matheny
- 2016...1B.....Justin Paulsen  
    ...2B.....Aaron Meyer  
    ...3B.....Jake Burger  
    ...OF.....Spencer Johnson  
    ...P.....Sam Perez
- 2017...P.....Jake Fromson  
    ...OF.....Hunter Steinmetz


- 2018...P.....Dylan Coleman
- 2018...2B.....John Privitera  
    ...P.....Connor Sechler  
    ...1B.....Ben Whetstone  
    ...OF.....Brooks Zimmerman

- MVC Tournament MVP (5)**  
1996...IF.....Brad Kennedy  
1997...DH.....Nick Kays  
2015...DH.....Eric Cheray  
2016...OF.....Spencer Johnson  
2018...1B.....Ben Whetstone


- MVC Elite 18 Award (1)**  
2016...OF.....Alex Jefferson

- USA National Team (9)**  
1991...IF.....Bill Mueller  
1995...P.....Jarrod Mays  
2000...IF.....Ryan Howard  
2001...P.....Bob Zimmermann  
2002...P.....Bob Zimmermann  
2006...P.....Ross Detwiler  
2014...OF.....Tate Matheny  
2016...IF.....Jake Burger  
2017...IF.....Jeremy Eierman

- NCAA National Statistical Champions (15)**  
1983...Team batting average  
1995...Steve Hacker, home runs  
    ...Steve Hacker, slugging average  
1999...Matt Cepicky, home runs  
    ...Matt Cepicky, runs batted in  
    ...Matt Cepicky, runs scored  
    ...Team home runs  
    ...Team slugging average  
2012...Team earned run average  
    ...Team shutouts  
    ...Nick Petree, earned run average  
2015...Joey Hawkins, sacrifice hits  
    ...Matt Hall, strikeouts  
    ...Matt Hall, strikeouts per nine inn.  
2016...Spencer Johnson, home runs



Dale Lopinot



Danny Cook

**A.E. "Ted" Willis  
Most Valuable Player Award**

- 1967....1B .....Ken Brown
- 1968....3B .....Danny Cook
- 1969....3B .....Danny Cook
- 1970....P .....Ken Watkins
- 1970....3B .....Dennis Strickland
- 1971....CF .....Bill Helfrecht
- 1972....2B .....Steve Hutton
- .....P .....Jan Schmidt
- 1973....1B .....Doug Bagby
- 1973....C .....Gaylord Gregory
- 1974....CF .....Bob Blakley
- 1975....SS .....Rod Towe
- 1976....LF .....Gary Mitchell
- 1977....3B .....Mark Mennemeier
- 1978....C/DH..Larry Goessling
- 1979....1B .....Ron Snider
- 1980....OF/C..Bobby Narron
- 1981....CF .....Mark Garrett
- 1982....DH .....J.D. Warner
- 1983....3B .....Avin Hamilton
- 1984....UT .....Bruce Bax
- 1985....1B .....Rick Clarkston
- 1986....SS .....Howard Bell
- 1987....P .....Jim Gibbs
- 1988....P .....Tony Floyd
- 1989....P/1B...Earnie Johnson
- 1990....P .....Craig Sands
- 1991....IF .....Bill Mueller
- 1992....OF .....Cory Krueger
- 1993....IF .....Bill Mueller
- 1994....IF .....Dave Slemmer
- 1995....IF .....Steve Hacker
- 1996....IF .....Brad Kennedy
- 1997....IF .....Jason Hart
- 1998....IF .....Jason Hart
- 1999....OF .....Matt Cepicky
- 2000....1B .....Ryan Howard
- 2001....OF .....Dant'e Brinkley
- 2002....OF .....Dant'e Brinkley
- 2003....OF .....Dant'e Brinkley
- 2004....SS .....Brooks Colvin

- 2005....OF .....Kirk McConnell
- 2006....2B .....Matt Lawson
- 2007....OF .....Nolan Keane
- 2008....OF .....Ben Woodbury
- 2009....3B .....Brayden Drake
- 2010....2B .....Kevin Medrano
- 2011....2B .....Kevin Medrano
- 2012....OF .....Keenen Maddox
- 2013....OF .....Tate Matheny
- 2014....OF .....Tate Matheny
- 2015....IF .....Dylan Becker
- 2016....OF .....Spencer Johnson
- 2017....3B .....Jake Burger
- 2018....DH .....Drew Millas
- 2019....OF .....Jack Duffy
- 2020....none selected
- 2021....2B .....Mason Hull

**Danny Cook MSU  
Rookie of the Year Award**

- 1967....P .....Bob Sutton
- 1968....CF .....Bill Helfrecht
- 1969....P .....Dick Jones
- 1970....none selected
- 1971....SS .....Randy Magers
- 1972....C .....Rondell Miller
- 1973....OF .....Curt Wimberley
- 1974....CF .....Bob Blakley
- 1975....P .....Joe Bill Arnett
- 1976....1B .....Ron Snider
- 1977....P .....Kirby Cannon
- 1978....P .....Dale Lopinot
- 1979....CF .....Mark Garrett
- 1980....DH .....Mark Bailey
- 1981....3B .....Terry Repp
- 1982....P .....Todd Joerling
- 1983....OF .....Howard Patton
- 1984....SS .....Mike Pemberton
- 1985....P .....Dale Bowling
- 1986....DH .....Bill Dawson
- 1987....P/IF...Earnie Johnson
- 1988....P .....Jerry Oetting
- 1989....OF .....Matt Brewer
- 1990....IF .....Bill Mueller

- 1991....IF .....Steve Aldridge
- 1992....P .....Mike Whitley
- 1993....DH .....Steve Hacker
- 1994....P .....Jarrod Mays
- 1995....P/IF...Chris Curry
- 1996....IF .....Jason Hart
- 1997....OF .....Matt Cepicky
- 1998....P/DH..Mike Collier
- 1999....IF .....Ryan Howard
- 2000....P .....Brad Ziegler
- 2001....P .....Bob Zimmermann
- 2002....OF .....Jacob Hilgendorf
- 2003....2B .....Adam Pummill
- 2004....P .....Brett Sinkbeil
- 2005....P .....Jake Bunten
- 2006....3B .....Brayden Drake
- 2007....P .....Tim Clubb
- 2008....P .....Aaron Meade
- 2009....2B .....Kevin Medrano
- 2010....P .....Grant Gordon
- 2011....P .....Nick Petree
- 2012....P .....Tyler Burgess
- 2013....OF .....Tate Matheny
- 2014....OF/IF..Aaron Meyer
- 2015....3B .....Jake Burger
- 2016....OF .....Jeremy Eierman
- 2017....P .....Nate Witherspoon
- 2018....P .....Connor Sechler
- 2019....OF .....Dakota Kotowski
- 2020....none selected
- 2021....C .....Drake Baldwin

**Dave Dickensheet MSU  
Outstanding Pitcher Award**

- 1992....Mike Whitley
- 1993....Jason Myers
- 1994....Pete Prater
- 1995....Jarrod Mays
- 1996....Scott Geitz
- 1997....Scott Geitz
- 1998....Ben Walker
- 1999....Shayne Ferrier
- 2000....John Rheinecker
- 2001....Brad Ziegler
- 2002....Brad Ziegler
- 2003....Chad Mulholland
- 2004....Brett Sinkbeil
- 2005....David Smith
- 2006....Chris Krawczyk
- 2007....Ross Detwiler
- 2008....Tim Clubb
- 2009....Buddy Baumann
- 2010....Mike Kickham
- 2011....Nick Petree
- 2012....Nick Petree
- 2013....Nick Petree
- 2014....Cody Schumacher
- 2015....Matt Hall
- 2016....Sam Perez
- 2017....Jake Fromson
- 2018....Dylan Coleman
- 2019....Logan Wiley
- 2020....none selected
- 2021....Trey Ziegenbein

**American Baseball Coaches  
Association Hall of Fame (1)**

- 1988....Bill Rowe

**Missouri Sports Hall of Fame (10)**

- 2004....Bill Rowe
- 2013....Scott Bailes
- 2015....Keith Guttin
- 2017....Mark Bailey
- 2018....Howard Bell

- 2019....Ryan Howard
- 2020....Brad Ziegler
- 2020....Howard Quigley
- 2021....Paul Evans
- 2022....Randy Magers

**MSU Athletics Hall of Fame (33)**

- 1980....Tom Clopton
- 1982....Danny Cook
- 1983....Ken Watkins
- 1986....Bill Helfrecht
- 1987....Randy Magers
- 1988....Andy Newton
- 1989....Dick Jones
- .....Pat Hogan
- 1990....Bob Blakley
- 1991....Steve Seal
- 1993....Terry Kasper
- 1994....Bill Rowe
- .....Dennis Strickland
- 1995....Mark Bailey
- 1996....Dave Dickensheet
- 1997....Steve Anderson
- 2000....Ron Snider
- 2001....Mark Garrett
- 2003....Mark Mennemeier
- 2004....Bill Mueller
- 2006....Jim Luntzer
- 2008....Evan Pratte
- 2009....Keith Champion
- 2011....Kirby Cannon
- 2012....Larry Goessling
- .....Steve Hacker
- 2013....Jason Hart
- 2014....Matt Cepicky
- 2016....Ryan Howard
- .....Brent Thomas
- 2017....Brad Ziegler
- 2019....Micah Holst
- 2022....Nick Petree

**ABCA/NCAA Regional (6)  
Coach of the Year**

- 1969....Bill Rowe
- 1970....Bill Rowe
- 1978....Bill Rowe
- 1982....Bill Rowe
- 1997....Keith Guttin
- 2003....Keith Guttin

**MCC Coach of the Year (6)**

- 1984....Keith Guttin
- 1985....Keith Guttin
- 1986....Keith Guttin
- 1987....Keith Guttin
- 1988....Keith Guttin
- 1989....Keith Guttin

**MVC Coach of the Year (7)**

- 1993....Keith Guttin
- 2001....Keith Guttin
- 2003....Keith Guttin
- 2008....Keith Guttin
- 2015....Keith Guttin
- 2017....Keith Guttin
- 2018....Keith Guttin

**D1Baseball National  
Assistant Coach of the Year (1)**

- 2015....Paul Evans



## Individual Batting

### Games Played

Season: 66, Dan'te Brinkley, Adam Pummill, Brooks Colvin, Shaun Marcum, Rick Wilson, 2003  
Career: 236, Matt Gardner, 1999-02

### At-Bats

Game: 8, Earnie Johnson, Pat Kelly and Mark Neff, 5/1/88 vs. ORU;  
Ryan Gotcher and Chris Taylor, 4/6/04 vs. Arkansas; Adam Pummill, 2/25/06 vs. UNC Greensboro  
Season: 278, Dan'te Brinkley, 2003  
Career: 972, Matt Gardner, 1999-02

### Runs

Game: 6, Bobby McCulloch, 5/6/75 vs. SIU Edwardsville; Larry Doss, 5/9/87 vs. Eastern Illinois and Lance Burkhart, 3/6/97 vs. Missouri Baptist  
Season: 90, Matt Cepicky, 1999  
Career: 243, Matt Gardner, 1999-02

### Hits

Game: 7, Greg Resz, 3/5/91 vs. Lincoln  
Season: 96, Steve Hacker and Dave Slemmer, 1995; Dan'te Brinkley, 2003  
Career: 316, Matt Gardner, 1999-02

### Singles

Game: 5, Jim Schaefer, 5/27/78 vs. Eastern Illinois; Keith Champion, 5/11/81 vs. Central Missouri; Greg Resz, 3/5/91 vs. Lincoln; Todd DeBrynn, 5/3/92 vs. UNI; Alex Manary, 3/22/94 vs. Minnesota  
Season: 76, Bill Mueller, 1991  
Career: 241, Kevin Medrano, 2009-12

### Doubles

Game: 3, on 22 occasions, last time by Justin Paulsen, 4/29/17 at Evansville  
Season: 26, Steve Meyer, 1986  
Career: 67, Brayden Drake, 2006-09

### Triples

Game: 3, Ken Brown, 4/8/66 vs. Missouri S&T  
Season: 12, Dan'te Brinkley, 2001  
Career: 20, Mark Garrett, 1979-82

### Home Runs

Game: 4, John Knott, 5/2/92 vs. UNI  
Season: 37, Steve Hacker, 1995  
Career: 63, Jason Hart, 1996-98

### Runs Batted-In

Game: 11, John Knott, 5/2/92 vs. UNI  
Season: 100, Matt Cepicky, 1999  
Career: 203, Jason Hart, 1996-98

### Batting Average

Season: .442, J. D. Warner, 1983  
Career: .426, J. D. Warner, 1982-83  
Career (4 years): .376, Bill Mueller, 1990-93

### Consecutive Games Hitting Safely

30, Brayden Drake, 4/27/08-3/25/09

### Total Bases

Game: 17, John Knott, 5/2/92 vs. UNI  
Season: 225, Steve Hacker, 1995  
Career: 506, Jason Hart, 1996-98

### Extra-Base Hits

Game: 5, Larry Doss, 5/9/87 vs. Eastern Illinois  
Season: 55, Steve Hacker, 1995  
Career: 116, Jason Hart, 1996-98

### Slugging Average

Season: .957, Steve Hacker, 1995  
Career: .725, Jason Hart, 1996-98

### Hit By Pitch

Game: 3, Jud Kindle, 2/20/04 vs. Little Rock  
Ryan Mantle, 2/22/08 vs. DBU; Brayden Drake, 5/11/08 vs. Middle Tennessee;  
**Ben Whetstone at Murray State, 4/3/19**  
Season: 23, Jeremy Isenhower, 2002  
Career: 41, Ben Carlson, 2007-09

### Walks

Game: 5, Cory Krueger, 3/15/91 vs. Austin Peay; Steve Hacker, 4/23/95 vs. UNI;  
Lance Burkhart, 2/14/97 vs. Nevada  
Season: 55, Dylan Becker, 2015  
Career: 154, Bill Mueller, 1990-93

### Strikeouts

Game: 5, Greg Mathis, 5/1/01 vs. Missouri; Tyler Ryan, 2/26/10 at UTA  
Season: 74, Ryan Howard, 2001  
Career: 207, Nick Kays, 1997-00

### On-Base Percentage

Season: .563, Dan Iseminger, 1983  
Career: .493, Rick Clarkston, 1983-84

### Sacrifice Hits

Game: 3, Joey Hawkins, 5/22/14 vs. Bradley; Ken Watkins, 5/23/69 vs. Minnesota State

Season: 29, Joey Hawkins, 2015  
Career: 62, Joey Hawkins, 2012-15

### Sacrifice Flies

Game: 2, held by many players  
Season: 9, Brooks Colvin, 2003  
Career: 17, Brooks Colvin, 2001-04

### Stolen Bases

Game: 4, Larry Doss, 3/6/86 vs. Evangel; Greg Brewer, 4/15/86 vs. Evangel  
Season: 30, Greg Brewer, 1986  
Career: 69, Dan'te Brinkley, 2000-03

### Game-Winning RBI

Season: 13, Steve Meyer, 1986; Steve Hacker, 1995  
Career: 23, Steve Hacker, 1993-95

## Individual Fielding

### Putouts

Game: 19, Tom Hodge, 3/23/67 vs. Oklahoma Christian; Tim Rafferty, 2/25/06 vs. UNC Greensboro; Conor Smith, 3/29/14 vs. Southern Illinois  
Season: 545, Justin Paulsen, 2015  
Career: 1,588, Justin Paulsen, 2015-17

### Assists

Game: 10, Curt Courtwright, 5/10/09 at Creighton  
Season: 192, Joey Hawkins, 2015  
Career: 656, Chris Curry, 1995-98

### Errors

Game: 4, set on 5 occasions, last time by Jon Hale, 3/3/96 vs. ORU  
Season: 30, Brooks Colvin, 2001  
Career: 73, Brooks Colvin, 2001-04

### Total Chances

Game: 21, Brian Mahaffey, 5/1/88 vs. ORU  
Season: 601, Jason Hart, 1997  
Career: 1,703, Justin Paulsen, 2015-17

### Double Plays

Game: 5, Ryan Howard, 3/30/99 vs. SE Missouri  
Season: 60, Ryan Howard, 1999  
Career: 151, Ryan Howard, 1999-01

### Fielding Average

Season: 1.000, Bill Helfrecht, 1968; Jim Anderson, 1970; Corby Fister and Cory Krueger, 1989; Chad Lakin and Cory Krueger, 1990; Shawn Padgett, 1991; Chad Lakin, 1992; Micah Holst, 1999; Dan'te Brinkley, 2002; Nolan Keane, 2008; Aaron Conway, 2010  
Career: .993, Ben Whetstone, 2017-21

## Individual Pitching

### Games

Season: 37, Jake Fromson, 2017  
Career: 88, Bryan Young, 2014-17

### Games Started

Season: 17, Doug Still, 2017; Matt Hall, 2015; Cody Schumacher, 2012  
Career: 49, Brad Ziegler, 2000-03

### Complete Games

Season: 10, Brian Wisser, 1986  
Career: 18, Brad Ziegler, 2000-03

### Innings Pitched

Game: 11.0, John Rheinecker, 3/3/01 vs. Arkansas State  
Season: 125.0, Matt Hall, 2015  
Career: 365.0, Brad Ziegler, 2000-03

### Consecutive Scoreless Innings Pitched

Season: 38.1, Nick Petree, 4/6/12 to 5/17/12  
Career: 38.1, Nick Petree, 4/6/12 to 5/17/12

### Hits Allowed

Game: 16, Tom Fulkerson, 3/19/85 vs. UTA  
Season: 115, Brad Ziegler, 2003  
Career: 371, Brad Ziegler, 2000-03

### Fewest Hits Allowed

Game: 0, Steve Dunn, 4/12/79 vs. Evangel (5 inn.); Scott Buchheit-Darrell Maus-Matt Brewer-Terry Menown, 3/14/89 vs. Lincoln; Mike Whitley, 5/2/94 vs. SE Missouri (7 inn.)

### Runs Allowed

Game: 13, Rand Chappell, 3/20/84 vs. Southern; Scott Prince, 3/11/85 vs. Indiana State  
Season: 71, Jim Gibbs, 1987; Jarrod Mays, 1996  
Career: 207, John Hardin, 1996-00

### Earned Runs Allowed

Game: 12, Mike Hill, 4/18/75 vs. Central Missouri; Scott Prince, 3/11/85 vs. Indiana State  
Season: 63, Scott Geitz, 1998  
Career: 169, John Hardin, 1996-00

### Walks Allowed

Game: 10, Stean Thornton, 5/2/76 vs. UMSL  
Season: 75, Dirk Lindauer, 1991  
Career: 206, Mike Whitley, 1992-95

### Strikeouts

Game: 17, Charles Burt, 5/16/69 vs. Northwest Missouri State; Gary Wilson, 3/23/67 vs. Oklahoma Christian  
Season: 171, Matt Hall, 2015  
Career: 330, Brad Ziegler, 2000-03

### Earned Run Average

Season: 0.59, Dick Jones, 1971  
Career: 1.55, Dick Jones, 1969-72

### Wins

Season: 12, Matt Hall, 2015; Brad Ziegler, 2003  
Career: 32, Brad Ziegler, 2000-03

### Losses

Season: 9, Brett Sinkbeil, 2005; Pat Doyle, 2010; Mike Kickham, 2010  
Career: 16, Gary Wilson, 1964-67; Dustin Tignor, 1996-00; Pat Doyle, 2007-10

### Winning Percentage

Season (6 or more wins): 1.000, Sam Perez, 2016; Bryan Young, 2015; Ken Watkins, 1969; Jody Payne, 1978; Kirby Cannon, 1980; Dan Harwell, 1983; Tim Clubb, 2008  
Career: .909, Sam Perez, 2013-16; Greg Reed, 1987-88

### Shutouts

Season: 3, Ken Watkins, 1969; Steve Dunn, 1979; Greg Reed, 1988; Craig Sands, 1990; Paul Marsala, 2004  
Career: 4, Ken Watkins, 1967-70

### Saves

Season: 16, Bryan Young, 2015  
Career: 35, Bryan Young, 2014-17

## Team Batting

### Games Played

Season: 66, 2003

### At-Bats

Game: 64, 5/1/88 vs. ORU  
Season: 2,260, 2002

### Runs

Game: 37, 3/7/88 vs. Benedictine  
Season: 607, 1999

### Hits

Game: 34, 3/7/88 vs. Benedictine; 3/21/89 vs. UMBC  
Season: 720, 2002

### Doubles

Game: 10, 3/11/95 vs. Truman State  
Season: 149, 2002

### Triples

Game: 6, 4/8/66 vs. Missouri S&T  
Season: 36, 2001

### Home Runs

Game: 12, 4/20/99 vs. Pittsburg State  
Season: 144, 1999

### Runs Batted-In

Game: 36, 3/7/88 vs. Benedictine  
Season: 561, 1999

### Batting Average

Season: .373, 1981

### Total Bases

Game: 72, 4/20/99 vs. Pittsburg State  
Season: 1,275, 1999

### Extra-Base Hits

Game: 19, 4/20/99 vs. Pittsburg State  
Season: 270, 1999

### Slugging Average

Season: .626, 1999

### Game-Winning RBI

Season: 45, 1986

### Hit By Pitch

Game: 9, 2/22/08 vs. DBU; 5/11/08 vs. Middle Tennessee  
Season: 80, 2004

### Walks

Game: 18, 4/5/16 vs. Saint Louis  
Season: 351, 2017

### Strikeouts

Game: 26, 2/26/10 at UTA  
Season: 527, 2019

### Fewest Strikeouts

Season: 116, 1981

### Sacrifice Hits

Game: 6, 4/25/81 vs. UMSL  
Season: 54, 2015

### Sacrifice Flies

Game: 5, 5/19/02 vs. Indiana State; 4/3/07 vs. SEMO  
Season: 44, 2002

### Stolen Bases

Game: 10, 3/18/85 vs. North Texas; 4/15/86 vs. Evangel  
Season: 118, 1986

## Team Fielding

### Putouts

Game: 48, 5/1/88 vs. ORU; 4/6/04 vs. Arkansas  
Season: 1,703, 2003

### Assists

Game: 25, 5/1/88 vs. ORU  
Season: 686, 1997

### Errors

Game: 11, 3/14/64 vs. Arkansas State  
Season: 134, 1984

### Fewest Errors

Season: 37, 1968

### Total Chances

Game: 74, 5/1/88 vs. ORU  
Season: 2,456, 2002

### Double Plays

Game: 5, 3/15/85 vs. Missouri Western  
Season: 66, 1986

### Fielding Average

Season: .978, 2021

## Team Pitching

### Complete Games

Season: 34, 1986

### Innings Pitched

Game: 16, 5/1/88 vs. ORU; 4/6/04 vs. Arkansas  
Season: 567.2, 2003

### Walks

Game: 17, 5/25/97 vs. Rice  
Season: 317, 1992

### Strikeouts

Game: 19, 3/23/67 vs. Oklahoma Christian  
Season: 560, 2015

### Shutouts

Season: 11, 2012

### Saves

Season: 18, 2015 and 2011


### Earned Run Average

Season: 2.57, 2012



# Bill ROWE

ROWE  
22 22




## HEAD COACH 1964-82

Overall Record: 394-230-1  
Four-time ABCA Regional Coach of the Year  
1988 ABCA Hall of Fame Inductee  
2004 Missouri Sports Hall of Fame Inductee

On Saturday, May 8, 2004, former head baseball coach and director of athletics **Bill Rowe** became the first player or coach in the history of the MSU baseball program to have his number retired.


Rowe guided the baseball Bears as head coach for 19 years from the start of the program in 1964 through its final season in NCAA Division II in 1982. He led the Bears to a 394-230-1 record and four Division II College World Series appearances. Under Rowe, the Bears finished as national runners-up in 1969 and placed third nationally in 1970.

As athletic director, Rowe guided the Bears from Division II to Division I and saw MSU change leagues from the MIAA and Mid-Continent Conferences to its current membership in the Missouri Valley Conference. Additionally, the indoor practice facility at Hammons Field was also named in Rowe's honor in 2010.



# Ryan HOWARD

HOWARD  
6 6



## FIRST BASEMAN 1999-2001

1999 MVC Freshman of the Year  
1999 Freshman All-American  
2005 National League Rookie of the Year  
2006 National League MVP  
Three-time National League All-Star  
2019 Missouri Sports Hall of Fame Inductee

Missouri State retired the No. 6 jersey of former Bear and 2006 National League Most Valuable Player **Ryan Howard** at JQH Arena on Dec. 18, 2010.

A St. Louis native who played at Missouri State from 1999-2001, Howard finished his collegiate career with 50 home runs, 183 RBIs and a .335 career average in 172 games. He was the 1999 Missouri Valley Conference Freshman of the Year, a *Collegiate Baseball* Freshman All-American and MSU's A.E. "Ted" Willis Most Valuable Player in 2000.

Since being drafted by Philadelphia in the fifth round of the 2001 draft, Howard has enjoyed a standout professional career. His long list of accomplishments as a member of the Phillies includes 2005 National League Rookie of the Year, 2006 NL MVP, 2006 Home Run Derby champion, 2008 World Series champion, 2009 NLCS MVP and three All-Star selections.





**Mark BAILEY** **15**


DH/IF - 6-5 - 195 - B/R  
Springfield, Mo.

- ABCA Second-Team All-American (1980)
- ABCA Second-Team All-American (1982)

**At Missouri State:** Bailey led the Bears (32-13) to an NCAA Division II Midwest Regional appearance...Led MSU in hitting with a .395 average, 7 HR and 49 RBIs en route to earning ABCA Second-Team All-America honors...Picked up NCAA All-Regional Tournament and ABCA All-Regional honors, and was named First-Team All-MIAA and MIAA Rookie of the Year...Also earned Danny Cook MSU Rookie of the Year honors...Drafted by Houston in the sixth round of the MLB Draft after helping the Bears to the NCAA Division II College World Series and earning his second ABCA Second-Team All-America nod in 1982...Left school as MSU's all-time leader in RBIs...Became the first Bear to reach the Major Leagues when he was called up by the Astros in 1984...Went on to play in 330 MLB games over seven seasons with Houston and San Francisco (1984-1992)... Elected to MSU Athletics Hall of Fame in 1995 and the Missouri Sports Hall of Fame in 2017.

**Bailey's MSU Career Statistics**

Year	AVG	G	AB	R	H	2B	3B	HR	RBI	SLG	BB	SO	HBP	SB-A	FA
1980	.395	45	147	36	58	10	0	7	49	.605	23	19	0	4-5	.893
1981	.373	42	150	42	56	10	3	9	49	.660	13	10	0	3-4	.982
1982	.340	46	156	38	53	9	1	6	48	.526	20	11	2	2-3	.947
<b>Totals</b>	<b>.369</b>	<b>133</b>	<b>453</b>	<b>116</b>	<b>167</b>	<b>29</b>	<b>4</b>	<b>22</b>	<b>146</b>	<b>.596</b>	<b>56</b>	<b>40</b>	<b>2</b>	<b>9-12</b>	<b>.962</b>



**Buddy BAUMANN** **19**


LHP - 5-10 - 175 - L/L  
Rogersville, Mo.

- ABCA Second-Team All-American (2009)
- Collegiate Baseball Second-Team All-American (2009)
- NCBWA Third-Team All-American (2009)

**At Missouri State:** Baumann went 11-1 with a 3.23 ERA and 101 strikeouts to help the Bears to the 2009 MVC regular-season title...His 11 victories rank second all-time in a season at MSU, while his strikeout total was the sixth-highest in Bears' history...Earned second-team All-America recognition from the ABCA and Collegiate Baseball, as well as a third-team mention from the baseball writers...Named MVC Pitcher of the Year and was a USA Baseball Golden Spikes Award semifinalist...Drafted in the seventh round of the 2009 MLB Draft by Kansas City and became the 17th former Bear to receive the call to the Major Leagues in 2016, when he made his big league debut with the San Diego Padres.

**Baumann's MSU Career Statistics**

Year	ERA	W-L	G-GS	CG	SH	SV	IP	H	R	ER	BB	SO	OBA	WP	HBP
2007	4.85	1-3	18-1	0	0	0	39.0	32	25	21	25	43	.218	4	10
2008	4.66	6-4	15-14	2	0	1	75.1	77	53	39	41	71	.265	9	18
2009	3.23	11-1	13-13	2	0	0	86.1	71	35	31	32	101	.220	3	4
<b>Totals</b>	<b>4.08</b>	<b>18-8</b>	<b>46-28</b>	<b>4</b>	<b>0</b>	<b>1</b>	<b>200.2</b>	<b>180</b>	<b>113</b>	<b>91</b>	<b>98</b>	<b>215</b>	<b>.237</b>	<b>16</b>	<b>32</b>



**Bob BLAKLEY** **10**


OF - 6-0 - 180 - R/R  
St. Joseph, Mo.

- ABCA First-Team All-American (1974)

**At Missouri State:** Blakley led the Bears in hits (44), homers (8), triples (4), RBIs (34), runs scored (32) as a freshman to pick up ABCA First-Team All-America honors in 1974...Earned MIAA and MSU Rookie of the Year honors, as well as NCAA All-Regional recognition and was a four-time First-Team All-MIAA honoree...Selected in the ninth round of the 1977 MLB Draft by San Diego after finishing his collegiate career as the Bears' all-time leader in hits, runs scored, triples, home runs, RBIs, stolen bases, batting average, slugging average, total bases, games played and at-bats... Elected to MSU Athletics Hall of Fame in 1990.

**Blakley's MSU Career Statistics**

Year	AVG	G	AB	R	H	2B	3B	HR	RBI	SLG	BB	SO	HBP	SB	FA
1974	.440	32	100	32	44	6	4	8	34	.820	13	25	0	9	.985
1975	.336	33	116	29	39	2	2	9	35	.621	16	37	0	4	.933
1976	.353	36	116	33	41	4	2	9	31	.655	23	30	1	15	.984
1977	.348	37	135	27	47	8	4	4	30	.556	8	29	0	13	.972
<b>Totals</b>	<b>.366</b>	<b>138</b>	<b>467</b>	<b>121</b>	<b>171</b>	<b>20</b>	<b>12</b>	<b>30</b>	<b>130</b>	<b>.653</b>	<b>60</b>	<b>121</b>	<b>1</b>	<b>41</b>	<b>.968</b>



**Matt BREWER 30**

OF - 6-3 - 190 - L/R  
Herculaneum, Mo.

- Collegiate Baseball Freshman All-American (1989)

**At Missouri State:** Brewer led the Bears with a .383 batting mark, 52 RBIs and 74 hits as a freshman to help MSU go 41-10 and advance to NCAA Regional play for the second time in the program's Division I history...Was named to *Collegiate Baseball's* Freshman All-America team...Also tabbed for the ABCA's All-Region second team, First-Team All-MCC and MSU's Rookie of the Year...Also Earned First-Team ABCA All-Region and All-MVC honors as a junior in 1991 after hitting .372 with 13 homers and 75 RBIs in leading MSU to its fourth straight 40-win season...Left MSU as the Bears' all-time leader in game-winning RBIs (22)...Signed a professional contract with San Francisco after being selected in the 19th round of the 1991 MLB Draft.

**Brewer's MSU Career Statistics**

Year	AVG	G	AB	R	H	2B	3B	HR	RBI	SLG	BB	SO	HBP	SB-A	FA
1989	.383	51	193	51	74	13	4	6	52	.585	31	14	1	7-13	.975
1990	.222	25	72	14	16	4	0	0	9	.278	12	14	0	1-2	.889
1991	.372	62	226	53	84	21	1	13	75	.646	39	30	0	12-18	.962
<b>Totals</b>	<b>.352</b>	<b>138</b>	<b>494</b>	<b>118</b>	<b>174</b>	<b>38</b>	<b>5</b>	<b>19</b>	<b>136</b>	<b>.565</b>	<b>71</b>	<b>58</b>	<b>1</b>	<b>20-33</b>	<b>.964</b>



**Jake BURGER 9**

3B - 6-2 - 210 - R/R  
Chesterfield, Mo.

- ABCA All-American (First-2017; Third-2016)
- Baseball America All-American (First-2017; Third-2016; Freshman-2015)
- Collegiate Baseball All-American (Second-2016 and 2017; Third-2015; Freshman-2015)
- NCBWA All-American (First-2017; Third-2016)
- Perfect Game All-American (Second-2017; Third-2016; Freshman-2015)
- D1Baseball All-American (Second-2017; Freshman-2015)

**At Missouri State:** Burger capped his career with back-to-back consensus All-America seasons in 2016 and 2017, earning first-team honors from both *Baseball America* and the NCBWA in 2017...He was named Missouri Valley Conference Player of the Year in 2017 and turned in one of the top all-around seasons in Missouri State history in 2016, narrowly missing the MVC's Triple Crown by hitting .349 with 21 home runs -- both good for second in the MVC -- to go along with a league-leading 72 RBIs...Named a semifinalist for both the Dick Howser Trophy (NCBWA) and USA Baseball's Golden Spikes Award in both 2016 and 2017, as well as the 2016 ABCA/Rawlings Gold Glove Award winner at third base...Also earned All-America honors as a freshman in 2015 with his selection as a third-teamer by *Collegiate Baseball*...Became the Bears' sixth first-round pick in the MLB Draft, going 11th overall to the Chicago White Sox.

**Burger's MSU Career Statistics**

Year	AVG	G	AB	R	H	2B	3B	HR	RBI	SLG	BB	SO	HBP	SB-A	FA
2015	.342	57	228	41	78	22	3	4	42	.518	13	29	5	4-7	.950
2016	.349	56	235	59	82	13	2	21	72	.689	23	35	8	3-5	.986
2017	.328	63	247	69	81	13	0	22	65	.648	43	38	11	3-4	.931
<b>Totals</b>	<b>.339</b>	<b>176</b>	<b>710</b>	<b>169</b>	<b>241</b>	<b>48</b>	<b>5</b>	<b>47</b>	<b>179</b>	<b>.620</b>	<b>79</b>	<b>102</b>	<b>24</b>	<b>10-16</b>	<b>.954</b>



**Ty BUCKNER 36**


RHP - 6-1 - 190 - R/R  
St. Louis, Mo.

- Collegiate Baseball Freshman All-American (2018)

**At Missouri State:** Buckner established himself as a regular weekend starter as a true freshman in 2018, going 7-4 with a 4.81 ERA and 60 strikeouts in 76.2 innings of work...Helped MSU lock up its second-consecutive Missouri Valley Conference regular-season title with league-best totals of five victories and a .138 batting average against in MVC play...Also posted a 3.24 ERA and 28 strikeouts--both good for sixth overall in the conference--during Valley play...Named a *Collegiate Baseball* Freshman All-American and second-team All-MVC choice.

**Buckner's MSU Career Statistics**

Year	ERA	W-L	G-GS	CG	SH	SV	IP	H	R	ER	BB	SO	OBA	WP	HBP
2018	4.81	7-4	16-15	1	0	0	76.2	62	47	41	49	60	.220	6	13
2019							---Injured, did not play---								
2020							---Injured, did not play---								
<b>Totals</b>	<b>4.81</b>	<b>7-4</b>	<b>16-15</b>	<b>1</b>	<b>0</b>	<b>0</b>	<b>76.2</b>	<b>62</b>	<b>47</b>	<b>41</b>	<b>49</b>	<b>60</b>	<b>.220</b>	<b>6</b>	<b>13</b>





**Tyler BURGESS** **29**


LHP - 5-11 - 185 - L/L  
Webb City, Mo.

- Collegiate Baseball Freshman All-American (2012)
- NCBWA First-Team Freshman All-American (2012)

**At Missouri State:** Burgess turned in one of the top freshman seasons in school history in 2012, setting the Bears' rookie saves record (11) while going 5-2 with a 2.08 earned run average en route to picking up first-team All-America honors from *Collegiate Baseball* and the National Collegiate Baseball Writers Association...Also named MVC Freshman of the Year and First-Team All-MVC after tying for second in the league and ranking 30th nationally in saves...Tied the Bears' single-season record for appearances by a pitcher (26)...Capped his three-year career with an 8-3 record, 2.65 ERA and 14 saves, the latter of which is good for fourth on the Bears' all-time list.

**Burgess's MSU Career Statistics**

Year	ERA	W-L	G-GS	CG	SH	SV	IP	H	R	ER	BB	SO	OBA	WP	HBP
2012	2.08	5-2	26-0	0	0	11	39.0	21	12	9	17	31	.164	0	4
2013	2.93	3-1	21-0	0	0	3	27.2	21	9	9	14	14	.228	2	4
2014	3.44	0-0	14-0	0	0	0	18.1	17	9	7	10	14	.243	1	14
<b>Totals</b>	<b>2.65</b>	<b>8-3</b>	<b>61-0</b>	<b>0</b>	<b>0</b>	<b>14</b>	<b>85.0</b>	<b>59</b>	<b>30</b>	<b>25</b>	<b>41</b>	<b>59</b>	<b>.203</b>	<b>3</b>	<b>22</b>



**Matt CEPICKY** **33**

OF - 6-1 - 215 - L/R  
St. Louis, Mo.

- Baseball America First-Team All-American (1999)
- Collegiate Baseball First-Team All-American (1999)
- NCBWA First-Team All-American (1999)
- ABCA Second-Team All-American (1999)

**At Missouri State:** Cepicky led all of Division I in home runs (30), RBIs (100) and runs scored (90) en route to earning first-team All-America honors from *Baseball America*, *Collegiate Baseball* and the NCBWA, as well as second-team recognition from the ABCA in 1999...Also earned MVC Player of the Year honors after claiming the league's triple crown and helping the Bears to their second NCAA Regional appearance of his three-year MSU career...Drafted by Montreal in the fourth round of the 1999 MLB Draft...Became the fifth Missouri State alum to reach the Major Leagues when he was called up by the Expos in 2002...Played parts of five seasons in the big leagues with three different clubs...Enshrined into MSU Athletics Hall of Fame in 2014.

**Cepicky's MSU Career Statistics**

Year	AVG	G	AB	R	H	2B	3B	HR	RBI	SLG	BB	SO	HBP	SB-A	FA
1997	.323	54	189	30	61	14	1	5	33	.487	13	24	2	10-14	.955
1998	.390	53	218	50	85	16	5	16	50	.729	18	27	1	6-10	.952
1999	.414	56	222	90	92	9	1	30	100	.869	38	27	5	7-11	.971
<b>Totals</b>	<b>.378</b>	<b>163</b>	<b>629</b>	<b>170</b>	<b>238</b>	<b>39</b>	<b>7</b>	<b>51</b>	<b>183</b>	<b>.706</b>	<b>69</b>	<b>78</b>	<b>8</b>	<b>23-35</b>	<b>.961</b>



**Ben CARLSON** **15**


1B/DH - 6-3 - 230 - L/L  
Topeka, Kan.

- ABCA First-Team All-American (2008)

**At Missouri State:** Carlson became MSU's first baseball player to attain All-America status both academically and athletically in 2008, picking up first-team honors from the ABCA, as well as a third-team spot on CoSIDA's Academic All-America squad...Hit an MVC-best 17 homers and also ranked among Valley's leaders in batting average (5th), hits (7th), runs scored (6th), RBIs (4th), on-base percentage (6th) and slugging (2nd)...Led the Bears in home runs, RBIs and slugging percentage, as well as multi-hit (22) and multi-RBI (19) games...Was a first-team ABCA All-Region selection in 2008, as well as a first-team All-MVC choice in both 2008 and 2009...Finished his MSU career atop the Bears' all-time hit by pitch list (41) and seventh on the school's all-time home run list (38)...Selected by Cleveland in the sixth round of the 2009 MLB Draft after helping MSU to the MVC regular-season title that spring.

**Carlson's MSU Career Statistics**

Year	AVG	G	AB	R	H	2B	3B	HR	RBI	SLG	BB	SO	HBP	SB-A	FA
2007	.274	43	124	19	34	6	0	5	22	.444	16	31	3	1-1	.982
2008	.379	57	214	56	81	11	1	17	67	.678	25	38	16	7-10	.000
2009	.301	49	186	49	56	14	1	16	51	.645	28	36	22	8-10	.985
<b>Totals</b>	<b>.326</b>	<b>149</b>	<b>524</b>	<b>124</b>	<b>171</b>	<b>31</b>	<b>2</b>	<b>38</b>	<b>140</b>	<b>.611</b>	<b>69</b>	<b>105</b>	<b>41</b>	<b>16-21</b>	<b>.983</b>





**Tim CLUBB** **12**

RHP - 6-2 - 190 - R/R  
Eureka, Mo.

- Collegiate Baseball First-Team All-American (2008)
- ABCA Second-Team All-American (2008)
- NCBWA Second-Team All-American (2008)

**At Missouri State:** Clubb turned in arguably one of the top pitching performances in school history in 2008, going 11-0 with a 2.52 ERA, setting a Missouri State record for wins without suffering a defeat in the process...Honored as First-Team All-MVC and MVC Pitcher of the Year and received first-team All-America honors from *Collegiate Baseball* and second-team honors from the ABCA and NCBWA...Clubb's 11 wins rank second all-time at Missouri State in a single season, while his 21 career victories is tied for the fifth-highest total and his 278.0 innings pitched is third on the Bears' career list...Helped the Bears to the 2009 MVC regular-season championship...Signed with the Cubs after being selected in the 29th round of the 2009 MLB Draft.

**Clubb's MSU Career Statistics**

Year	ERA	W-L	G-GS	CG	SH	SV	IP	H	R	ER	BB	SO	OBA	WP	HBP
2007	4.07	6-3	17-12	1	1	1	86.1	89	46	39	27	44	.271	8	5
2008	2.52	11-0	14-14	2	1	0	103.2	90	34	29	32	82	.233	5	4
2009	5.11	4-5	17-11	2	0	1	88.0	98	70	50	36	74	.284	6	3
<b>Totals</b>	<b>3.82</b>	<b>21-8</b>	<b>48-37</b>	<b>5</b>	<b>2</b>	<b>2</b>	<b>278.0</b>	<b>277</b>	<b>150</b>	<b>118</b>	<b>95</b>	<b>200</b>	<b>.262</b>	<b>19</b>	<b>12</b>



**Brayden DRAKE** **5**

3B - 5-11 - 195 - R/R  
Webb City, Mo.

- Collegiate Baseball Third-Team All-American (2009)

**At Missouri State:** Drake led the Bears to the 2009 MVC regular-season title with a .414 batting mark, the ninth-highest in school history, to become the fourth player in school history to earn MVC Player of the Year recognition...Named a third-team All-America by *Collegiate Baseball*, and picked up second-team ABCA All-Midwest Region honors as well...Finished his four-year career ranked among the Bears' all-time leaders in at-bats, total bases, hit by pitch, doubles, hits, extra-base hits and RBIs...Additionally, his 67 career doubles ranked seventh in Valley history at the time of his graduation...Selected by San Diego in the 12th round of the 2009 MLB Draft.

**Drake's MSU Career Statistics**

Year	AVG	G	AB	R	H	2B	3B	HR	RBI	SLG	BB	SO	HBP	SB-A	FA
2006	.289	53	194	23	56	13	2	6	35	.469	14	39	5	1-4	.884
2007	.266	55	192	25	51	14	0	6	26	.432	19	33	1	2-2	.846
2008	.342	57	240	53	82	21	4	6	61	.538	12	23	10	14-17	.894
2009	.414	47	191	43	79	19	0	10	54	.670	19	19	12	8-11	.879
<b>Totals</b>	<b>.328</b>	<b>212</b>	<b>817</b>	<b>144</b>	<b>268</b>	<b>67</b>	<b>6</b>	<b>28</b>	<b>176</b>	<b>.528</b>	<b>64</b>	<b>114</b>	<b>28</b>	<b>25-34</b>	<b>.877</b>



**Dylan COLEMAN** **10**

RHP - 6-6 - 215 - R/R  
Potosi, Mo.

- Collegiate Baseball Freshman All-American (2016)

**At Missouri State:** Coleman fashioned an impressive rookie campaign for the Bears in 2016, going 6-4 with 4.98 ERA and 82 strikeouts in 72.1 innings to earn Louisville Slugger Freshman All-America recognition from *Collegiate Baseball*...His 82 K's ranked fifth in the Valley and third on the Bears' freshman strikeout list; tied for sixth among all MSU rookie hurlers and 10th overall in the MVC in 2016 with six wins...Won his first three starts while fanning 18 hitters over 17.0 innings, Feb. 20-March 6...Coleman went on to capture MSU's Dave Dickensheet Most Outstanding Pitcher honor as a junior, after leading the Bears to their second straight MVC regular-season title and NCAA Regional berth...Struck out 129 hitters and went 10-2 to earn ABCA All-Region honors, capping his career with 317 strikeouts in just three seasons before being taken by the Padres in the fourth round of the 2018 MLB Draft.

**Coleman's MSU Career Statistics**

Year	ERA	W-L	G-GS	CG	SH	SV	IP	H	R	ER	BB	SO	OBA	WP	HBP
2016	4.98	6-4	15-14	0	0	0	72.1	73	48	40	49	82	.265	4	7
2017	4.80	8-3	18-16	1	0	0	99.1	85	57	53	50	106	.229	17	11
2018	3.77	10-2	17-16	1	1	0	102.2	74	45	43	59	129	.205	16	9
<b>Totals</b>	<b>4.46</b>	<b>24-9</b>	<b>50-46</b>	<b>2</b>	<b>1</b>	<b>0</b>	<b>274.1</b>	<b>232</b>	<b>150</b>	<b>136</b>	<b>158</b>	<b>317</b>	<b>.230</b>	<b>37</b>	<b>27</b>



**Jeremy EIERMAN** **11**


SS - 6-1 - 205 - R/R  
Warsaw, Mo.

- ABCA All-American (Second-2017)
- Baseball America All-American (Third-2017)
- Collegiate Baseball All-American (Second-2017; Freshman-2016)
- D1 Baseball All-American (First-2017)
- NCBWA All-American (Second-2017; Freshman-2016)
- Perfect Game All-American (First-2017)

**At Missouri State:** Eierman powered a potent Bears' lineup in 2017 that paved the way to Valley and NCAA Regional titles, posting team highs of 23 homers, 68 RBIs and 17 steals en route to becoming the 12th first-team All-American in program history...The consensus All-American was also a semifinalist for the Dick Howser Trophy and a finalist for the Brooks Wallace Award...The shortstop burst onto the scene with a memorable rookie year that culminated with freshman All-America honors from *Collegiate Baseball* and the NCBWA in 2016...Clubbed nine homers and 48 RBIs as a key cog in the Bears' potent offense...Registered one of the top all-around seasons in the the Missouri Valley Conference, leading all players in RBIs (25) in league play... Selected by Oakland in the second round of the 2018 MLB Draft.

**Eierman's MSU Career Statistics**

Year	AVG	G	AB	R	H	2B	3B	HR	RBI	SLG	BB	SO	HBP	SB-A	FA
2016	.296	59	230	45	68	13	4	9	48	.504	12	67	3	6-6	.915
2017	.313	63	243	67	76	15	2	23	68	.675	41	61	12	17-19	.962
2018	.287	56	223	48	64	17	2	10	49	.516	27	47	8	21-24	.952
<b>Totals</b>	<b>.299</b>	<b>178</b>	<b>696</b>	<b>160</b>	<b>208</b>	<b>45</b>	<b>8</b>	<b>42</b>	<b>165</b>	<b>.568</b>	<b>80</b>	<b>175</b>	<b>23</b>	<b>44-49</b>	<b>.943</b>



**Jake FROMSON 16**


RHP - 5-11 - 200 - R/R  
Lee's Summit, Mo.

- Collegiate Baseball Third-Team All-American (2017)

**At Missouri State:** Fromson picked up third-team All-America recognition from *Collegiate Baseball* on the heels of a record-setting 2017 campaign in which he led the MVC with a 2.25 earned run average to go along with an 8-3 mound mark and two saves in a school-record 37 total mound appearances...Became the 38th All-American in MSU program history and the first reliever to earn the Valley's Pitcher of the Year award since 1998...The Lee's Summit, Mo., product was particularly dominant in MVC play, going 4-0 and allowing only two earned runs while striking out 32 and walking just three in 26.0 innings over 12 appearances...Allowed MVC lows for overall earned runs allowed (19) and opponent batting (.170), while ranking seventh overall in the league with 88 strikeouts in 76.0 innings...Ranked fourth nationally in WHIP (0.86) and seventh in hits allowed per nine innings (5.57).

**Fromson's MSU Career Statistics**

Year	ERA	W-L	G-GS	CG	SH	SV	IP	H	R	ER	BB	SO	OBA	WP	HBP
2016	3.71	6-2	24-4	0	0	1	70.1	64	30	29	19	74	.247	4	13
2017	2.25	8-3	37-0	0	0	3	76.0	46	24	19	18	88	.170	9	7
2018	3.34	3-2	18-0	0	0	1	29.2	23	11	11	7	17	.213	3	4
<b>Totals</b>	<b>3.02</b>	<b>17-7</b>	<b>79-4</b>	<b>0</b>	<b>0</b>	<b>5</b>	<b>176.0</b>	<b>133</b>	<b>65</b>	<b>59</b>	<b>44</b>	<b>179</b>	<b>.208</b>	<b>16</b>	<b>24</b>



**Larry GOESSLING 19**


C/DH - 6-0 - 220 - R/R  
St. Charles, Mo.

- ABCA Second-Team All-American (1978)

**At Missouri State:** Goessling led the Bears and the MIAA in both home runs (10) and RBIs (37) as a senior in 1978, earning league MVP and second-team All-America honors from the ABCA en route to leading MSU to 28-10 season that culminated in an NCAA Division II College World Series appearance...Named to the North Central Regional's All-Tournament squad after helping the Bears sweep their three games and capture the regional crown...His 1978 totals for hits (46), homers, RBIs, batting average (.377), total bases (84) and slugging percentage (.688) all ranked among the top 10 single-season marks at MSU...Also capped his two-year MSU career as the Bears' all-time batting leader (.377), while also ranking among the top 10 for homers, RBIs and slugging...Elected to MSU Athletics Hall of Fame in 2012.

**Goessling's MSU Career Statistics**

Year	AVG	G	AB	R	H	2B	3B	HR	RBI	SLG	BB	SO	HBP	SB-A	FA
1977	.376	35	93	16	35	7	2	4	26	.624	19	15	1	2-4	.991
1978	.377	38	122	28	46	6	1	10	37	.688	22	13	1	4-5	.987
<b>Totals</b>	<b>.377</b>	<b>73</b>	<b>215</b>	<b>44</b>	<b>81</b>	<b>13</b>	<b>3</b>	<b>14</b>	<b>63</b>	<b>.660</b>	<b>41</b>	<b>28</b>	<b>2</b>	<b>6-9</b>	<b>.989</b>



**Mark GARRETT 2**


OF - 5-9 - 160 - L/L  
St. Louis, Mo.


- ABCA Second-Team All-American (1981)

**At Missouri State:** Garrett was named MSU's team MVP and an ABCA Second-Team All-America in 1981 after hitting a club-high .416 and setting school records for hits (62) and runs scored (60) in a single season...Led the Bears to a 32-12 record, including a perfect 12-0 MIAA season, en route to earning league MVP honors...A two-time All-MIAA first-team selection, Garrett also earned MIAA Rookie of the Year recognition in 1979...Finished his MSU career as the Bears' career leader in games played, at-bats, runs scored, hits, walks, stolen bases and remains MSU's all-time triples (20) leader 30 years after exhausting his eligibility...Elected to MSU Athletics Hall of Fame in 2001.

**Garrett's MSU Career Statistics**

Year	AVG	G	AB	R	H	2B	3B	HR	RBI	SLG	BB	SO	HBP	SB-A	FA
1979	.327	44	153	34	50	5	3	2	23	.438	20	21	2	13-19	.933
1980	.333	45	165	47	55	8	4	2	21	.467	24	18	5	15-16	.941
1981	.416	44	149	60	62	10	8	6	32	.711	24	14	5	11-17	.986
1982	.234	45	145	39	34	3	5	1	18	.345	28	24	4	15-20	.984
<b>Totals</b>	<b>.328</b>	<b>178</b>	<b>612</b>	<b>180</b>	<b>201</b>	<b>26</b>	<b>20</b>	<b>11</b>	<b>94</b>	<b>.490</b>	<b>96</b>	<b>77</b>	<b>16</b>	<b>54-72</b>	<b>.958</b>





**Steve HACKER** **27**

1B - 6-5 - 233 - R/R  
St. Louis, Mo.

- *ABCA First-Team All-American (1995)*
- *Collegiate Baseball First-Team All-American (1995)*
- *NCBWA First-Team All-American (1995)*
- *Baseball America Second-Team All-American (1995)*
- *Collegiate Baseball Freshman All-American (1993)*

**At Missouri State:** Hacker turned in one of the finest offensive seasons in school history in 1995 to become the first consensus All-American in MSU baseball history...Led the nation with a Missouri Valley Conference record 37 home runs to go along with school records for hits (96), RBIs (95), slugging percentage (.957), total bases (225) and extra-base hits (55)...The MVC Player of the Year, Hacker was named a first-team All-American by *Collegiate Baseball*, the NCBWA and the ABCA, and was a second-team pick of *Baseball America*...Helped the Bears to a 37-21 campaign and their second NCAA Regional appearance that season...Finished his MSU career as the Bears' all-time leader in homers, RBIs, total bases, extra-base hits and slugging percentage...Selected by Atlanta in the 14th round of the 1995 MLB Draft...Elected to MSU Athletics Hall of Fame in 2012.

**Hacker's MSU Career Statistics**

Year	AVG	G	AB	R	H	2B	3B	HR	RBI	SLG	BB	SO	HBP	SB-A	FA
1993	.337	55	205	29	69	18	1	7	39	.537	15	30	2	5-10	.943
1994	.330	54	218	42	72	14	0	15	50	.601	21	33	3	2-5	.992
1995	.409	58	235	63	96	18	0	37	95	.957	27	23	4	0-3	.989
<b>Totals</b>	<b>.360</b>	<b>167</b>	<b>658</b>	<b>134</b>	<b>237</b>	<b>50</b>	<b>1</b>	<b>59</b>	<b>184</b>	<b>.708</b>	<b>63</b>	<b>86</b>	<b>9</b>	<b>7-18</b>	<b>.989</b>



**Jon HALE** **12**

C - 5-11 - 195 - R/R  
Nixa, Mo.

- *Collegiate Baseball Third-Team All-American (1999)*

**At Missouri State:** Hale's 25 homers in 1999 earned the Bears' backstop a third-team All-American nod from *Collegiate Baseball* and helped MSU to 38 wins and an NCAA Regional appearance, where the Bruins knocked off perennial powers Clemson and Arkansas...Helped the Bears lead the nation in home runs and slugging...Hale's home run total rated 10th in all of Division I and still ranks fourth all-time at MSU in a single season...Earned First-Team All-MVC recognition...Finished MSU career among school's all-time leaders in games played, at-bats, runs scored, homers, total bases and hit by pitch...Selected by the Dodgers in the 13th round of the 1999 MLB Draft.

**Hale's MSU Career Statistics**

Year	AVG	G	AB	R	H	2B	3B	HR	RBI	SLG	BB	SO	HBP	SB-A	FA
1996	.248	39	105	19	26	4	1	0	16	.305	9	16	2	6-8	.929
1997	.271	43	140	24	38	4	1	7	21	.464	15	27	2	4-7	.942
1998	.273	52	194	37	53	8	2	3	26	.381	13	38	5	5-7	.971
1999	.363	56	204	64	74	10	0	25	68	.779	34	32	10	5-8	.967
<b>Totals</b>	<b>.297</b>	<b>190</b>	<b>643</b>	<b>144</b>	<b>191</b>	<b>26</b>	<b>4</b>	<b>35</b>	<b>131</b>	<b>.513</b>	<b>71</b>	<b>113</b>	<b>19</b>	<b>20-30</b>	<b>.960</b>



**Matt HALL** **21**

LHP - 6-1 - 190 - L/L  
Lee's Summit, Mo.

- *Collegiate Baseball First-Team All-American (2015)*
- *D1Baseball First-Team All-American (2015)*
- *ABCA Second-Team All-American (2015)*
- *Baseball America Second-Team All-American (2015)*
- *NCBWA Second-Team All-American (2015)*
- *Perfect Game Second-Team All-American (2015)*

**At Missouri State:** Hall turned in one of the top all-around pitching efforts in school history in 2015, matching a Bears' single-season record with 12 victories while also equaling or surpassing program standards for innings pitched (125.0), starts (17) and strikeouts (171)...Shattered the Valley's 33-year-old single-season record for strikeouts with a NCAA Division I-leading 171...Logged 32.0 consecutive scoreless innings from May 9-30, 2015, posting double-digit strike-out totals in four straight starts...Earned consensus All-American recognition in 2015, picking up first-team honors from *Collegiate Baseball* and *D1Baseball*, while also bringing home second-team nods from the ABCA, *Baseball America*, Perfect Game and the NCBWA...Signed with the Tigers after being selected in the sixth round of the 2015 MLB Draft.

**Hall's MSU Career Statistics**

Year	ERA	W-L	G-GS	CG	SH	SV	IP	H	R	ER	BB	SO	OBA	WP	HBP
2013	2.50	5-3	19-5	0	0	0	54.0	37	21	15	23	53	.192	1	6
2014	4.02	2-4	16-10	1	0	0	65.0	67	33	29	27	51	.275	3	5
2015	2.02	12-2	19-17	2	0	1	125.0	87	36	28	45	171	.196	6	6
<b>Totals</b>	<b>2.66</b>	<b>19-9</b>	<b>54-32</b>	<b>3</b>	<b>0</b>	<b>1</b>	<b>244.0</b>	<b>191</b>	<b>90</b>	<b>72</b>	<b>95</b>	<b>275</b>	<b>.217</b>	<b>10</b>	<b>17</b>



**Jon HARRIS** **18**

RHP - 6-4 - 190 - R/R  
Florissant, Mo.

- *Collegiate Baseball Second-Team All-American (2015)*
- *Baseball America Third-Team All-American (2015)*
- *Perfect Game Third-Team All-American (2015)*
- *Collegiate Baseball Freshman All-American (2013)*

**At Missouri State:** Harris logged an impressive junior campaign to earn Missouri Valley Conference Pitcher of the Year and second-team All-American honors in helping the Bears to a school-record 49 victories, MVC regular-season and tournament titles and the program's second NCAA Division I Regional title...Fashioned a scoreless streak of 18.1 consecutive innings over MSU's 19-game win streak...Ranked fourth on MSU's single-season strikeout chart with 116 in 2015 and seventh on the Bears' career list (243)...Made history as a freshman in 2013, becoming the first Bear hurler to post victories in his first eight starts en route to earning Freshman All-American recognition from *Collegiate Baseball*...Became the fifth Bear to be selected in the first round of the MLB Draft, going 29th overall to Toronto in 2015.

**Harris's MSU Career Statistics**

Year	ERA	W-L	G-GS	CG	SH	SV	IP	H	R	ER	BB	SO	OBA	WP	HBP
2013	3.87	8-2	13-13	0	0	0	76.2	74	39	33	31	61	.260	3	3
2014	3.16	3-5	15-11	2	1	2	79.2	66	35	28	28	66	.226	8	5
2015	2.45	8-2	15-15	1	0	0	103.0	75	31	28	36	116	.202	14	6
<b>Totals</b>	<b>3.09</b>	<b>19-9</b>	<b>43-39</b>	<b>3</b>	<b>1</b>	<b>2</b>	<b>259.1</b>	<b>215</b>	<b>105</b>	<b>89</b>	<b>95</b>	<b>243</b>	<b>.227</b>	<b>25</b>	<b>14</b>



**Jason HART 11**


1B - 6-3 - 225 - R/R  
Fair Grove, Mo.

- Collegiate Baseball Freshman All-American (1996)
- Collegiate Baseball Second-Team All-American (1998)
- Baseball America Second-Team All-American (1998)
- NCBWA Second-Team All-American (1998)

**At Missouri State:** The most-prolific home run hitter in school history, Hart picked up Freshman All-America honors from *Collegiate Baseball* in 1996 after finishing third in the Valley's home run race with 15 long balls for a Missouri State squad that advanced to NCAA Regional play...Clubbed 28 homers as a junior in 1998 to lead the MVC and ranked fourth in both batting (.416) and RBIs (91) as well to earn second-team All-America recognition from the NCBWA, *Collegiate Baseball* and *Baseball America*...Became the first Bear to claim the team's triple crown in consecutive seasons after leading MSU in homers, RBIs and batting for the second-straight year...Finished his career as the Bears' all-time leader in five offensive categories, including homers, RBIs and slugging percentage...Selected by Oakland in the fifth round of the 1998 MLB Draft and became the sixth Bear to reach the big leagues, seeing action in 10 games with Texas in 2002...Enshrined into MSU Athletics Hall of Fame in 2013.

**Hart's MSU Career Statistics**

Year	AVG	G	AB	R	H	2B	3B	HR	RBI	SLG	BB	SO	HBP	SB-A	FA
1996	.338	57	237	54	80	20	1	15	52	.620	20	34	1	1-4	.972
1997	.379	60	240	58	91	17	0	20	60	.700	24	39	2	0-2	.987
1998	.416	53	221	71	92	15	0	28	91	.864	24	38	0	6-8	.983
<b>Totals</b>	<b>.377</b>	<b>170</b>	<b>698</b>	<b>183</b>	<b>263</b>	<b>52</b>	<b>1</b>	<b>63</b>	<b>203</b>	<b>.725</b>	<b>68</b>	<b>111</b>	<b>3</b>	<b>7-14</b>	<b>.981</b>



**Ryan HOWARD 6**

1B - 6-4 - 215 - L/L  
St. Louis, Mo.

- Collegiate Baseball Freshman All-American (1999)

**At Missouri State:** Howard claimed Freshman All-America honors from *Collegiate Baseball* in 1999 after hitting .355 with 19 homers and 66 runs batted-in for Missouri State's record-setting offense that led the Bears to 38 wins and within one victory of advancing to NCAA Super Regional play...A second-team All-MVC pick, Howard was selected Valley Freshman of the Year, ranking seventh in the conference in both home runs and RBIs and eighth in runs scored (68)...Completed his MSU career fifth on the Bears' all-time home run and RBI lists, also ranking among the program's top 10 for walks, total bases, slugging percentage, extra-base hits and runs scored...Selected by Philadelphia in the fifth round of the 2001 MLB Draft and became the first MSU alum to be named MVP when he was selected for the honor by the National League in 2006, one year after picking up NL Rookie of the Year honors...Named an NL All-Star three times and finished among the top 10 in NL MVP balloting on six occasions...Enshrined into MSU Athletics Hall of Fame in 2016 and the Missouri Sports Hall of Fame in 2019.

**Howard's MSU Career Statistics**

Year	AVG	G	AB	R	H	2B	3B	HR	RBI	SLG	BB	SO	HBP	SB-A	FA
1999	.355	57	234	68	83	14	0	19	66	.658	22	48	2	0-3	.964
2000	.379	57	219	49	83	9	0	18	63	.667	25	54	4	3-10	.971
2001	.271	58	225	45	61	15	1	13	54	.520	40	74	2	12-12	.982
<b>Totals</b>	<b>.335</b>	<b>172</b>	<b>678</b>	<b>162</b>	<b>227</b>	<b>38</b>	<b>1</b>	<b>50</b>	<b>183</b>	<b>.615</b>	<b>87</b>	<b>176</b>	<b>8</b>	<b>15-25</b>	<b>.972</b>



**Bill HELFRECHT 7**


OF - 5-11 - 190 - R/R  
Springfield, Mo.

- ABCA First-Team All-American (1971)

**At Missouri State:** Helfrecht was tabbed a first-team All-American by the ABCA after leading the Bears in hitting with a then-school-record .391 average in 1971...Also set a Bears' record for hits (43) and paced MSU with 29 runs as a senior after establishing a program record two years earlier with 32 runs scored...Played an integral role on the Bears' back-to-back MIAA championship and NCAA Division II College World Series teams in 1969 and 1970...Finished his MSU career as the program's all-time leader in at-bats, hits, runs scored, doubles and stolen bases...Elected to MSU Athletics Hall of Fame in 1986.

**Helfrecht's MSU Career Statistics**

Year	AVG	G	AB	R	H	2B	3B	HR	RBI	SLG	BB	SO	HBP	SB	FA
1968	.237	20	76	14	18	3	1	2	8	.382	9	23	0	7	1.000
1969	.306	37	124	32	38	8	1	2	18	.435	27	16	2	8	.962
1970	.302	36	129	26	39	7	3	1	14	.426	19	16	1	9	.935
1971	.391	32	110	29	43	6	4	1	18	.545	7	7	2	11	.973
<b>Totals</b>	<b>.314</b>	<b>125</b>	<b>439</b>	<b>101</b>	<b>138</b>	<b>24</b>	<b>9</b>	<b>6</b>	<b>58</b>	<b>.451</b>	<b>62</b>	<b>62</b>	<b>5</b>	<b>35</b>	<b>.964</b>



Bill Helfrecht



**Spencer JOHNSON** **34**

OF - 6-4 - 225 - R/R  
Springfield, Mo.

- ABCA Second-Team All-American (2016)
- HERO Sports All-American (2016)
- NCBWA Third-Team All-American (2016)

**At Missouri State:** A second-team All-MVC selection and the Bears' A.E. 'Ted' Willis MVP, Johnson enjoyed a banner 2016 campaign, launching an NCAA Division I-best 24 home runs to go along with career-best totals for RBIs (70), runs (56), triples (3) and total bases (157)...The Springfield, Mo., product led the MVC in walks (46) and slugging percentage (.707) and ranked second in total bases and third in runs, RBIs and sacrifice flies (6)...Twice named Louisville Slugger National Player of the Week in 2016, most notably following his April 6 performance vs. Kansas, in which he became the first Bear to homer three times in a game since 1999 and the first MSU player to drive in nine runs in 20 years...Capped his MSU career with a landmark run through the MVC Championship in Terre Haute, belting five home runs to earn most outstanding player recognition in leading the Bears to a runner-up finish.

**Johnson's MSU Career Statistics**

Year	AVG	G	AB	R	H	2B	3B	HR	RBI	SLG	BB	SO	HBP	SB	FA
2013	.295	42	122	15	36	8	1	1	16	.402	18	26	.392	7-7	.973
2014	.265	52	185	27	49	9	3	2	25	.378	23	48	.347	3-8	.992
2015	.310	61	213	50	66	18	2	6	44	.498	46	57	.447	2-4	.983
2016	.293	59	222	56	65	14	3	24	70	.707	46	48	.412	2-3	.971
<b>Totals</b>	<b>.291</b>	<b>214</b>	<b>742</b>	<b>148</b>	<b>216</b>	<b>49</b>	<b>9</b>	<b>33</b>	<b>155</b>	<b>.515</b>	<b>133</b>	<b>179</b>	<b>.404</b>	<b>14-22</b>	<b>.979</b>



**Dakota KOTOWSKI** **16**

OF - 6-5 - 225 - R/R  
Channahon, Ill.

- Collegiate Baseball Freshman All-American (2019)

**At Missouri State:** The MVC's 2019 Freshman of the Year hit a club-best 12 home runs as a rookie to rank third all-time among Missouri State freshmen...Ranked second in the Valley in home runs and third in slugging (.576)...Delivered a 12-game hit streak, April 23-May 16, hitting .341 (15-for-44) with four home runs and 15 RBIs...Registered the go-ahead run in the Bears' series-clinching win over DBU (May 4) with a first-inning home run...Extended his MVC hit streak to 10 games — the longest of the season by a Bear — May 16 vs. Valparaiso...Became the program's ninth MVC Freshman of the Year and its 42nd All-American with his selection to *Collegiate Baseball's* top rookie squad at the conclusion of the season.

**Kotowski's MSU Career Statistics**

Year	AVG	G	AB	R	H	2B	3B	HR	RBI	SLG	BB	SO	HBP	SB-A	FA
2019	.288	45	139	27	40	4	0	12	29	.576	17	52	4	0-0	.950
2020	.241	15	58	6	14	4	1	3	16	.500	2	20	3	0-0	1.000
<b>Totals</b>	<b>.274</b>	<b>60</b>	<b>197</b>	<b>33</b>	<b>54</b>	<b>8</b>	<b>1</b>	<b>15</b>	<b>45</b>	<b>.553</b>	<b>19</b>	<b>72</b>	<b>7</b>	<b>0-0</b>	<b>.962</b>



**Tate MATHENY** **26**

OF - 6-0 - 185 - R/R  
St. Louis, Mo.

- Collegiate Baseball Freshman All-American (2013)
- Baseball America Freshman All-American (2013)

**At Missouri State:** The MVC's 2013 Freshman of the Year hit a club-best .336 to go along with team highs of 37 runs scored, four home runs and 103 total bases in his debut campaign...Posted hits in a career-best 12 straight games, April 6-26, marking his third separate hit streak of at least 10 games as a freshman...Recorded a team-best 24 multi-hit games...Earned Second-Team All-MVC honors and was named a Freshman All-American by both *Collegiate Baseball* and *Baseball America*...Clubbed 10 homers and drove in 37 runs while batting a team-best .330 as a sophomore in 2014 to earn First-Team All-MVC and ABCA All-Midwest Region honors...Capped his MSU career with another First-Team All-MVC selection, his second-straight All-MVC Championship nod and an NCAA Springfield Regional all-tourney citation as part of the Bears' 49-12 MVC and regional championship club in 2015...Drafted by Boston in the fourth round of the 2015 MLB Draft.

**Matheny's MSU Career Statistics**

Year	AVG	G	AB	R	H	2B	3B	HR	RBI	SLG	BB	SO	HBP	SB-A	FA
2013	.336	54	229	40	77	14	1	4	26	.459	22	47	2	4-6	.986
2014	.330	54	218	42	72	9	2	10	37	.528	25	19	9	7-11	.994
2015	.291	61	234	45	68	18	2	5	43	.449	37	37	18	12-14	.994
<b>Totals</b>	<b>.319</b>	<b>169</b>	<b>681</b>	<b>127</b>	<b>217</b>	<b>41</b>	<b>5</b>	<b>19</b>	<b>106</b>	<b>.477</b>	<b>84</b>	<b>103</b>	<b>29</b>	<b>23-31</b>	<b>.991</b>



**Kevin MEDRANO** **13**


2B - 6-0 - 150 - L/R  
Lee's Summit, Mo.

- Collegiate Baseball Freshman All-American (2009)

**At Missouri State:** Medrano kicked off what would become one of the finest four-year careers in school history with a solid rookie campaign in which the left-handed hitting second baseman hit .329 with three homers and 40 RBIs to earn Freshman All-America honors from *Collegiate Baseball*...Helped anchor a Bears' lineup that hit .302 for the year en route to a 34-20 campaign, highlighted by a Missouri Valley Conference regular-season championship...Named MVC Freshman of the Year and earned the first of four-straight First-Team All-MVC nods, ultimately becoming the first Valley player to receive first-team recognition in four consecutive seasons...Wrapped up his career as the Bears' all-time leader in singles (241) and sacrifice hits (28) and second in career hits (310) and at-bats (895)...Selected by Arizona in the 18th round of the 2012 MLB Draft.

**Medrano's MSU Career Statistics**

Year	AVG	G	AB	R	H	2B	3B	HR	RBI	SLG	BB	SO	HBP	SB-A	FA
2009	.329	54	231	53	76	13	2	3	40	.442	20	35	2	0-0	.951
2010	.410	55	210	44	86	18	2	4	29	.571	30	25	2	16-18	.951
2011	.325	50	206	34	67	4	4	0	34	.383	21	14	1	13-15	.941
2012	.327	58	248	39	81	19	0	0	24	.403	20	29	1	12-17	.982
<b>Totals</b>	<b>.346</b>	<b>217</b>	<b>895</b>	<b>170</b>	<b>310</b>	<b>54</b>	<b>8</b>	<b>7</b>	<b>127</b>	<b>.448</b>	<b>91</b>	<b>103</b>	<b>6</b>	<b>41-50</b>	<b>.958</b>



**Mark MENNEMEIER 16**

3B - 6-2 - 192 - R/R  
O'Fallon, Mo.

- ABCA Second-Team All-American (1977)

**At Missouri State:** Mennemeier set a host of MSU and MIAA records as a junior in 1977, hitting .396 with league highs for home runs (15), RBIs (46) and runs scored (36) to earn ABCA Second-Team All-America honors...In addition to setting Bears' single-season records for homers, RBIs and runs, Mennemeier established new school standards for total bases (95) and slugging percentage (.896)...Picked up All-MIAA and MSU team MVP honors as well... Concluded his two-year career as the Bears' all-time leader in slugging (.662), while placing second on MSU's career home run list (20) and fourth on the school's RBI (74) chart... Signed a professional contract with Kansas City following the conclusion of his MSU career...Elected to the MSU Athletics Hall of Fame in 2003.

**Mennemeier's MSU Career Statistics**

Year	AVG	G	AB	R	H	2B	3B	HR	RBI	SLG	BB	SO	HBP	SB-A	FA
1977	.396	33	106	36	42	6	1	15	46	.896	15	6	2	1-1	.921
1978	.287	38	122	30	35	6	0	5	28	.459	29	12	0	3-4	.919
<b>Totals</b>	<b>.338</b>	<b>71</b>	<b>228</b>	<b>66</b>	<b>77</b>	<b>12</b>	<b>1</b>	<b>20</b>	<b>74</b>	<b>.662</b>	<b>44</b>	<b>18</b>	<b>2</b>	<b>4-5</b>	<b>.920</b>



**Drew MILLAS 16**


C/DH - 6-2 - 205 - B/R  
Swansea, Ill.

- NCBWA Second-Team All-American (2018)

**At Missouri State:** Millas produced a breakout sophomore campaign in 2018, hitting .321 with seven home runs and a team-best 61 RBIs en route to earning second-team All-America recognition from the National Collegiate Baseball Writers Association, as well as first-team All-Missouri Valley Conference honors...In addition to leading the Bears in hitting and RBIs, also totaled a team-best 68 hits to rank 10th in the MVC; also ranked among the league's top 15 players in hitting, on-base percentage (.416), RBIs, triples (2), total bases (106), walks (34) and sacrifice flies (5)...Recorded 18 multi-hit performances, including 10 during league play, as well as 18 multi-RBI efforts...Hit .346 in MVC action, which was good for fifth overall among all Valley hitters; his .605 slugging percentage ranked sixth, while his 24 RBIs was tied for third during conference play...Drafted in the seventh round of the 2019 MLB Draft by Oakland.

**Millas's MSU Career Statistics**

Year	AVG	G	AB	R	H	2B	3B	HR	RBI	SLG	BB	SO	HBP	SB-A	FA
2017	.224	51	174	15	39	7	0	1	29	.282	13	42	2	3-4	.985
2018	.321	57	212	36	68	13	2	7	61	.500	35	41	3	3-4	.994
2019	.275	51	204	27	56	11	2	5	25	.422	27	55	5	1-1	.976
<b>Totals</b>	<b>.276</b>	<b>159</b>	<b>590</b>	<b>78</b>	<b>163</b>	<b>31</b>	<b>4</b>	<b>13</b>	<b>115</b>	<b>.408</b>	<b>75</b>	<b>138</b>	<b>10</b>	<b>7-9</b>	<b>.983</b>



**Bill MUELLER 3**

3B - 5-11 - 175 - B/R  
St. Louis, Mo.

- ABCA Second-Team All-American (1993)

**At Missouri State:** Mueller poked 11 home runs and hit .371 as a senior in 1993 to become the Bears' first Division I All-American with his second-team selection by the ABCA...The MVC Player of the Year, he graduated as the Bears' all-time leader in nine different offensive categories, including hits (289), singles (222), runs scored (234), total bases (398), walks (154), stolen bases (65) and sacrifice hits (18)...Mueller's .376 career batting mark still represents a Missouri State record for a four-year career...Selected by San Francisco in the 15th round of the 1993 MLB Draft...Became the third Bear to reach the Major Leagues and the first to claim a batting title when he led the AL with a .326 mark in 2003...Played in more than 1,200 big league games over an 11-year MLB career, collecting 1,229 hits and hitting .291...Became the first former Bear to win a World Series title (Boston, 2004)...Elected to the MSU Athletics Hall of Fame in 2004.

**Mueller's MSU Career Statistics**

Year	AVG	G	AB	R	H	2B	3B	HR	RBI	SLG	BB	SO	HBP	SB-A	FA
1990	.397	47	126	41	50	5	0	0	20	.437	27	15	2	11-15	.942
1991	.413	60	208	69	86	5	4	1	17	.490	52	20	4	12-18	.906
1992	.333	54	222	61	74	12	5	3	33	.473	39	29	2	23-27	.929
1993	.371	55	213	63	79	18	3	11	38	.638	36	13	2	19-28	.958
<b>Totals</b>	<b>.376</b>	<b>216</b>	<b>769</b>	<b>234</b>	<b>289</b>	<b>40</b>	<b>12</b>	<b>15</b>	<b>108</b>	<b>.518</b>	<b>154</b>	<b>77</b>	<b>10</b>	<b>65-88</b>	<b>.935</b>



**Nick PETREE 10**


RHP - 6-1 - 195 - R/R  
Clinton, Mo.

- Collegiate Baseball Louisville Slugger Division I Player of the Year (2012)
- ABCA All-American (First-2012; Third-2013)
- Collegiate Baseball All-American (Freshman-2011; First-2012; Second-2013)
- Baseball America All-American (First-2012; Third-2013)
- NCBWA All-American (Freshman-2011; First-2012; Third-2013)

**At Missouri State:** Petree staked his claim as the most-decorated player in program history as the first three-time All-American at MSU...Earned Freshman All-America honors in 2011 before becoming the school's third consensus All-American and first national player of the year in 2012...Followed with one of the most-dominant seasons in MSU and NCAA history in 2012, turning in a school-record string of 38 consecutive scoreless innings as part of a 73-inning stretch over which he did not allow a single earned run...Named Louisville Slugger Division I Player of the Year, as well as a first-team All-American by Collegiate Baseball, ABCA and Baseball America...Followed that effort by earning All-America and ABCA Rawlings Gold Glove honors in 2013 before being selected by St. Louis in the ninth round of the MLB Draft.

**Petree's MSU Career Statistics**

Year	ERA	W-L	G-GS	CG	SH	SV	IP	H	R	ER	BB	SO	OBA	WP	HBP
2011	2.81	9-2	16-11	2	0	2	96.0	86	36	30	27	81	.236	2	6
2012	1.01	10-4	16-16	3	1	0	115.1	85	22	13	36	114	.203	5	8
2013	1.61	8-1	14-14	2	1	0	100.1	79	23	18	19	111	.217	6	2
<b>Totals</b>	<b>1.76</b>	<b>27-7</b>	<b>46-41</b>	<b>7</b>	<b>2</b>	<b>2</b>	<b>311.2</b>	<b>250</b>	<b>81</b>	<b>61</b>	<b>82</b>	<b>306</b>	<b>.218</b>	<b>13</b>	<b>16</b>



**Connor SECHLER 14**

RHP - 6-3 - 180 - R/R  
Bolivar, Mo.

- Collegiate Baseball Freshman All-American (2018)
- NCBWA Freshman All-American (2018)

**At Missouri State:** Sechler established himself as the Bears' primary stopper out of the bullpen as a freshman in 2018, logging a 7-1 mound mark to go along with eight saves and a 2.98 earned run average...Became just the fifth Bears hurler to appear in 30 or more games in a season, finishing with a Missouri State freshman record 32 appearances to rank third on the club's single-season list...Eight saves ranked third overall in the Missouri Valley Conference and tied for seventh all-time in a season at MSU...Led the Valley in both relief appearances (32) and games finished (23)...Limited the opposition to a combined .208 batting average and led all Valley pitchers with six saves during league play, while posting a 2.11 ERA in his 14 MVC outings to earn first-team All-MVC honors...Named to a pair of freshman All-America teams at the conclusion of the season, picking up national recognition from *Collegiate Baseball* and the NCBWA.

**Sechler's MSU Career Statistics**

Year	ERA	W-L	G-GS	CG	SH	SV	IP	H	R	ER	BB	SO	OBA	WP	HBP
2018	2.98	7-1	32-0	0	0	8	54.1	41	18	18	22	59	.208	3	15
2019	4.76	2-6	27-0	0	0	6	51.0	42	29	27	32	62	.226	5	9
<b>Totals</b>	<b>3.85</b>	<b>9-7</b>	<b>59-0</b>	<b>0</b>	<b>0</b>	<b>14</b>	<b>105.1</b>	<b>83</b>	<b>47</b>	<b>45</b>	<b>54</b>	<b>121</b>	<b>.217</b>	<b>8</b>	<b>24</b>



**Dave SLEMMER 7**

SS - 6-0 - 185 - R/R  
Edwardsville, Ill.

- NCBWA Honorable Mention All-American (1995)

**At Missouri State:** Slemmer earned honorable mention All-America recognition from the NCBWA in 1995 after batting .382 with 14 homers and 63 RBIs to lead the Bears to a 37-21 mark and the NCAA West Regional...A second-team all-conference honoree, Slemmer ranked among the MVC's leaders in a number of offensive categories, including batting, hits (96), doubles (19), home runs and RBIs...Matched fellow 1995 All-American Steve Hacker for the Bears' single-season hits record and finished his two-year MSU career among the program's top 10 for homers, RBIs, total bases (286) and extra-base hits (63)...Also earned MVC Newcomer of the Year honors in 1994 after batting .344 with nine home runs, 56 RBIs and 17 stolen bases in 18 attempts...Selected by Oakland in the 20th round of the 1995 MLB Draft.

**Slemmer's MSU Career Statistics**

Year	AVG	G	AB	R	H	2B	3B	HR	RBI	SLG	BB	SO	HBP	SB-A	FA
1994	.344	54	218	47	75	15	2	9	56	.555	24	27	2	17-18	.943
1995	.382	58	251	57	96	19	4	14	63	.657	18	30	1	8-15	.934
<b>Totals</b>	<b>.365</b>	<b>112</b>	<b>469</b>	<b>104</b>	<b>171</b>	<b>34</b>	<b>6</b>	<b>23</b>	<b>119</b>	<b>.610</b>	<b>42</b>	<b>57</b>	<b>3</b>	<b>25-33</b>	<b>.938</b>



**Brent SINKBEIL 17**


RHP - 6-4 - 185 - R/R  
Sand Springs, Okla.

- Collegiate Baseball Freshman All-American (2004)

**At Missouri State:** Sinkbeil led the Bears with seven victories and a 3.11 earned run average as a rookie to earn Freshman All-America recognition from *Collegiate Baseball*, as well as First-Team All-MVC and MVC Freshman of the Year honors in 2004...The right-hander struck-out 84 batters and held the opposition to a .214 batting average in 84.0 innings pitched...Concluded his Missouri State career with 256 strikeouts, good for second on the Bears all-time list and the most for any MSU pitcher over a three-year career...Also ranked among MSU's career leaders in games started (40), innings pitched (241.0) and shutouts (3)...Became the second Bear to be taken in the first round of the MLB Draft, going 19th overall to Florida in 2006...Pitched in three games for the Marlins in 2010, becoming the 14th Bear to reach the big leagues.

**Sinkbeil's MSU Career Statistics**

Year	ERA	W-L	G-GS	CG	SH	SV	IP	H	R	ER	BB	SO	OBA	WP	HBP
2004	3.11	7-4	15-14	3	2	0	84.0	66	36	29	34	84	.214	8	8
2005	4.84	7-9	17-15	2	0	0	87.1	95	63	47	29	97	.271	11	9
2006	2.45	5-1	11-11	1	1	0	69.2	45	24	19	23	75	.184	7	3
<b>Totals</b>	<b>3.55</b>	<b>19-14</b>	<b>43-40</b>	<b>6</b>	<b>3</b>	<b>0</b>	<b>241.0</b>	<b>206</b>	<b>123</b>	<b>95</b>	<b>86</b>	<b>256</b>	<b>.228</b>	<b>26</b>	<b>20</b>



**Ron SNIDER 10**


1B - 6-0 - 170 - L/L  
St. Charles, Mo.

- ABCA Third-Team All-American (1979)

**At Missouri State:** Snider snagged third-team All-America honors from the ABCA after hitting .364 and leading the MIAA in hits (52), runs scored (42), doubles (14) and total bases (79)...The MIAA MVP, he led the Bears to a 27-18 overall record and the MIAA championship, setting MSU single-season records for hits and doubles...Also played a key role in the Bears' 1978 run to the Division II College World Series and earned NCAA All-Regional honors in each of his final two years in Maroon and White...Capped MSU career as the program's all-time leader in hits, doubles and defensive putouts, while ranking second in runs scored, triples, RBIs, total bases and walks...Signed a professional contract with Kansas City following the conclusion of his MSU career...Elected to the MSU Athletics Hall of Fame in 2000.

**Snider's MSU Career Statistics**

Year	AVG	G	AB	R	H	2B	3B	HR	RBI	SLG	BB	SO	HBP	SB-A	FA
1976	.317	36	120	19	38	3	0	2	30	.392	12	12	1	7-7	.975
1977	.325	37	120	31	39	8	4	2	30	.508	18	10	1	3-3	.993
1978	.339	38	127	23	43	9	6	3	36	.575	17	6	1	5-8	.991
1979	.364	45	143	42	52	14	2	3	32	.552	23	8	2	4-6	.991
<b>Totals</b>	<b>.337</b>	<b>156</b>	<b>510</b>	<b>115</b>	<b>172</b>	<b>34</b>	<b>12</b>	<b>10</b>	<b>128</b>	<b>.510</b>	<b>70</b>	<b>36</b>	<b>5</b>	<b>19-24</b>	<b>.988</b>



**Hunter STEINMETZ 7**


OF - 5-9 - 160 - L/L  
Springfield, Mo.

- Collegiate Baseball Freshman All-American (2016)

**At Missouri State:** Steinmetz logged a .317 batting mark and an MVC-best 14 stolen bases as a freshman in 2016 en route to garnering Louisville Slugger Freshman All-America recognition from *Collegiate Baseball*...Ranked among the league's top 10 individuals in 11 different offensive categories overall, finishing second in the circuit in runs scored (57) and triples (7) and third in hits (78)...Logged a 19-game hit streak, March 5-April 2, over which he hit .452 (33-for-73), and reached safely via a hit, walk or hit by pitch in each of his first 29 games as a Bear (Feb. 19-April 6)...Flourished in the field as well, committing just two defensive miscues in 129 total chances for a .984 fielding percentage, while registering several memorable catches in center field; his diving grab against Kansas on April 6 netted a spot in ESPN Sports Center's Top 10, before a pair of highlight-reel catches in the late innings of MSU's MVC Tournament title game vs. DBU kept the Bears' postseason hopes alive...Earned a pair of MVC Championship all-tourney team nods in leading the Bears to back-to-back conference regular-season titles before being selected by Toronto in the 11th round of the 2018 MLB Draft.

**Steinmetz's MSU Career Statistics**

Year	AVG	G	AB	R	H	2B	3B	HR	RBI	SLG	BB	SO	HBP	SB-A	FA
2016	.317	59	246	57	78	14	7	1	27	.443	39	34	5	14-15	.984
2017	.300	62	253	60	76	11	0	7	42	.427	45	59	7	10-12	.972
2018	.307	52	192	49	59	12	2	5	37	.469	31	44	8	8-8	.983
<b>Totals</b>	<b>.308</b>	<b>173</b>	<b>691</b>	<b>166</b>	<b>213</b>	<b>37</b>	<b>9</b>	<b>13</b>	<b>106</b>	<b>.444</b>	<b>115</b>	<b>137</b>	<b>20</b>	<b>32-35</b>	<b>.980</b>



**Dennis STRICKLAND 15**


3B - 5-11 - 180 - R/R  
St. Louis, Mo.

- ABCA Second-Team All-American (1970)

**At Missouri State:** Strickland helped the Bears to back-to-back Division II College World Series appearances in his only two seasons at Missouri State, earning ABCA Second-Team All-America recognition as a senior in 1970...A co-captain, Strickland batted .327 with team bests of 20 RBIs and 26 runs scored to help the Bears capture their second straight MIAA title...Named to the ABCA's All-Region team and shared MSU's team MVP award as the Bears finished third at the College World Series...Hit .304 with four home runs and 29 RBIs as a junior to pace the Bears, who finished as national runner-up at the College World Series...Elected to MSU Athletics Hall of Fame in 1994.

**Strickland's MSU Career Statistics**

Year	AVG	G	AB	R	H	2B	3B	HR	RBI	SLG	BB	SO	HBP	SB	FA
1969	.304	37	115	20	35	6	2	4	29	.496	21	32	3	5	.962
1970	.327	32	101	26	33	6	1	2	20	.465	21	14	0	7	.927
<b>Totals</b>	<b>.315</b>	<b>69</b>	<b>216</b>	<b>46</b>	<b>68</b>	<b>12</b>	<b>3</b>	<b>6</b>	<b>49</b>	<b>.481</b>	<b>42</b>	<b>46</b>	<b>3</b>	<b>12</b>	<b>.949</b>



**Ken WATKINS 27**


RHP - 6-5 - 215 - R/R  
El Dorado Springs, Mo.

- ABCA Second-Team All-American (1969)
- ABCA First-Team All-American (1970)

**At Missouri State:** Watkins was a starter on the Bears' MIAA championship clubs of the late 1960's and was a pitching mainstay as the 1969 team finished second in the NCAA Division II College World Series...Finished with a perfect 9-0 mark and 1.60 earned run average in 1969 to earn second-team All-America honors from the ABCA, then was instrumental the following year as MSU again won league and regional titles and returned to the World Series for a third-place finish...Went 7-2 with a 2.30 ERA as a senior to become the first Bear to earn first-team All-America recognition...Posted a career mark of 21-4 with a lifetime winning percentage of .840 which still represents a program record...He also still holds career records for complete games and shutouts as well as season records for complete games and shutouts...Selected in the ninth round of the 1970 MLB Draft by Boston...Elected to MSU Athletics Hall of Fame in 1983.

**Watkins's MSU Career Statistics**

Year	ERA	W-L	G-GS	CG	SH	SV	IP	H	R	ER	BB	SO	OBA	WP	HBP
1967	4.20	2-1	8-3	1	0	--	28.0	31	17	13	14	25	--	--	--
1968	3.83	3-1	9-2	0	0	--	28.1	25	16	12	13	28	--	--	--
1969	1.60	9-0	10-9	8	3	--	73.0	42	14	13	28	72	--	--	--
1970	2.30	7-2	11-11	7	1	--	82.0	77	23	21	31	79	--	--	--
<b>Totals</b>	<b>2.51</b>	<b>21-4</b>	<b>38-25</b>	<b>16</b>	<b>4</b>	<b>--</b>	<b>211.1</b>	<b>175</b>	<b>70</b>	<b>59</b>	<b>86</b>	<b>204</b>	<b>--</b>	<b>--</b>	<b>--</b>



**Mike WHITLEY 32**

RHP - 6-1 - 190 - R/R  
St. Louis, Mo.

- Collegiate Baseball Freshman All-American (1992)

**At Missouri State:** Whitley registered one of the most-dominant mound performances by a Bears' rookie in 1992, setting a Missouri State single-season record with 89 strikeouts en route to picking up Freshman All-America honors from *Collegiate Baseball*...Posted a 3-2 record and 3.42 earned run average and two saves in 20 appearances, including six starts...Earned Second-Team All-MVC and league newcomer of the year recognition...Finished his MSU career atop the Bears' all-time appearances (58) list, while ranking second in strikeouts (223) and eighth in innings pitched (204.2)...Helped the Bears to a 37-21 overall record and the second NCAA Regional appearance in the program's Division I history as a senior in 1995.

**Whitley's MSU Career Statistics**

Year	ERA	W-L	G-GS	CG	SH	SV	IP	H	R	ER	BB	SO	OBA	WP	HBP
1992	3.42	3-2	20-6	1	0	2	68.1	44	33	26	52	89	.187	13	2
1993	7.22	2-6	16-14	2	0	0	72.1	73	64	58	68	73	.252	19	2
1994	5.73	1-2	13-5	1	1	0	37.2	32	31	24	49	39	.221	8	3
1995	6.84	2-3	9-5	0	0	0	26.1	18	26	20	37	22	.189	7	1
<b>Totals</b>	<b>5.63</b>	<b>8-13</b>	<b>58-30</b>	<b>4</b>	<b>1</b>	<b>2</b>	<b>204.2</b>	<b>167</b>	<b>154</b>	<b>128</b>	<b>206</b>	<b>223</b>	<b>.218</b>	<b>47</b>	<b>8</b>



Brad Ziegler



**Brad ZIEGLER 13**

RHP - 6-4 - 195 - R/R  
Odessa, Mo.

- ABCA Third-Team All-American (2003)

**At Missouri State:** Ziegler was the ace of the Bears' 2003 College World Series team, posting a school-record 12 mound victories against just two defeats en route to capturing third-team All-America and MVC Pitcher of the Year honors...Tabbed ABCA All-Region as well as a two-time First-Team All-MVC honoree, Ziegler helped the Bears to MVC regular-season crowns in 2001 and 2003 before concluding his MSU career as the Bears' all-time leader in innings pitched (365.0), games started (49), strikeouts (330) and wins (32)...Selected by Philadelphia in the 20th round of the 2003 MLB Draft...Became the 11th Bear to reach the big leagues when he was called up by Oakland in 2008...Proceeded to set an American League record for consecutive scoreless innings to start a major league career (39)...Posted 37 victories and 105 saves to go along with a 2.75 ERA in 739 total appearances over his 11-year MLB career.

**Ziegler's MSU Career Statistics**

Year	ERA	W-L	G-GS	CG	SH	SV	IP	H	R	ER	BB	SO	OBA	WP	HBP
2000	4.09	4-7	21-6	4	0	2	72.2	80	53	33	24	59	.273	0	5
2001	3.18	9-2	13-13	5	0	0	90.2	83	44	32	24	83	.238	5	9
2002	3.03	7-3	15-14	3	2	0	95.0	93	48	32	30	95	.261	3	9
2003	4.22	12-2	17-16	6	1	0	106.2	115	60	50	26	94	.271	3	10
<b>Totals</b>	<b>3.62</b>	<b>32-14</b>	<b>66-49</b>	<b>18</b>	<b>3</b>	<b>2</b>	<b>365.0</b>	<b>371</b>	<b>205</b>	<b>147</b>	<b>104</b>	<b>330</b>	<b>.259</b>	<b>11</b>	<b>33</b>



**Bryan YOUNG 13**

RHP - 6-1 - 215 - R/R  
Kansas City, Mo.

- NCBWA First-Team All-American (2015)
- Collegiate Baseball Third-Team All-American (2015)
- Perfect Game Third-Team All-America (2015)

**At Missouri State:** Young was one of five finalists for the NCBWA's 2015 Stopper of the Year Award as the closer for MSU's 49-win club that captured the program's second NCAA Division I Regional title...The redshirt sophomore led the Bears with an MSU single-season record 16 saves — which ranked third nationally — to go along with a 1.30 earned run average, while logging a perfect 7-0 mark overall and holding the opposition to a .197 batting average over 41.2 innings spanning 30 outings...Recorded a conference-high six saves and five wins while allowing just one unearned run on eight hits over 19.1 innings en route to earning first-team All-MVC recognition...Earned first-team All-America honors from the NCBWA, as well as third-team Louisville Slugger All-America honors from *Collegiate Baseball*...Capped his career with a school-record 88 pitching appearances to go along with a program-best 35 saves.

**Young's MSU Career Statistics**

Year	ERA	W-L	G-GS	CG	SH	SV	IP	H	R	ER	BB	SO	OBA	WP	HBP
2014	3.63	2-2	9-0	0	0	0	17.1	17	8	7	12	14	.266	4	2
2015	1.30	7-0	30-0	0	0	16	41.1	30	8	6	14	52	.197	3	2
2016	1.31	1-3	24-0	0	0	11	34.1	21	8	5	16	41	.183	0	1
2017	1.53	1-1	25-0	0	0	8	29.1	12	8	5	17	47	.118	3	3
<b>Totals</b>	<b>1.69</b>	<b>11-6</b>	<b>88-0</b>	<b>0</b>	<b>0</b>	<b>35</b>	<b>122.1</b>	<b>79</b>	<b>32</b>	<b>23</b>	<b>59</b>	<b>153</b>	<b>.183</b>	<b>10</b>	<b>8</b>



**Bob ZIMMERMANN 26**


RHP - 6-5 - 228 - R/R  
Creve Coeur, Mo.

- Collegiate Baseball Freshman All-American (2001)

**At Missouri State:** Zimmermann was a mainstay for the Bears on the mound in the early 2000's, including MSU's 2003 College World Series club...Went 7-3 with a 2.28 ERA, primarily in a relief role, as a rookie in 2001 to earn Freshman All-America honors from *Collegiate Baseball*, an ABCA All-Region citation, as well as first-team all-conference and MVC Freshman of the Year recognition...Earned NCAA All-Regional Tourney recognition in 2003...Zimmerman's 90 strikeouts in 2003 ranked seventh on the Bears' single-season list, while his 183 career punchouts rated ninth at the conclusion of his MSU playing days...Saved 13 games over his three-year career as a Bear to rank second on the school's all-time list...Selected by Anaheim in the fourth round of the 2003 MLB Draft.

**Zimmermann's MSU Career Statistics**


Year	ERA	W-L	G-GS	CG	SH	SV	IP	H	R	ER	BB	SO	OBA	WP	HBP
2001	2.28	7-3	23-1	0	0	6	51.1	43	24	13	15	52	.226	3	4
2002	4.02	2-3	17-1	0	0	6	47.0	53	26	21	24	41	.283	4	6
2003	4.25	5-3	20-11	3	1	1	89.0	95	47	42	26	90	.279	4	2
<b>Totals</b>	<b>3.65</b>	<b>14-9</b>	<b>60-13</b>	<b>3</b>	<b>1</b>	<b>13</b>	<b>187.1</b>	<b>191</b>	<b>97</b>	<b>76</b>	<b>65</b>	<b>183</b>	<b>.277</b>	<b>11</b>	<b>12</b>



Scott Bailes



Mark Bailey



Buddy Baumann



Jake Burger



Scott Carroll



Matt Cepicky

**Scott Bailes**

LHP - 6-2 - 170 - B-L/T-L

Year	Team	G	GS	W-L	ERA	SV	IP	H	R	ER	BB	K
1986	Cleveland	62	10	10-10	4.95	0	112.2	123	70	62	43	60
1987	Cleveland	39	17	7-8	4.64	0	120.1	145	75	62	47	65
1988	Cleveland	37	21	9-14	4.90	2	145.0	149	89	79	46	53
1989	Cleveland	34	11	5-9	4.28	0	113.2	116	57	54	29	47
1990	California	27	0	2-0	6.37	0	35.1	46	30	25	20	16
1991	California	42	0	1-2	4.18	0	51.2	41	26	24	22	41
1992	California	32	0	3-1	7.45	0	38.2	59	34	32	28	25
1997	Texas	24	0	1-0	2.86	0	22.0	18	9	7	10	14
1998	Texas	46	0	1-0	6.47	0	40.1	61	33	29	11	30
<b>9-Year MLB Totals</b>		<b>343</b>	<b>59</b>	<b>39-44</b>	<b>4.95</b>	<b>2</b>	<b>679.2</b>	<b>758</b>	<b>423</b>	<b>374</b>	<b>256</b>	<b>351</b>

**Mark Bailey**

C - 6-5 - 195 - B-S/T-R

Year	Team	G	AB	R	H	2B	3B	HR	RBI	SB	Avg.
1984	Houston	108	344	38	73	16	1	9	34	0	.212
1985	Houston	114	332	47	88	14	0	10	45	0	.265
1986	Houston	57	153	9	27	5	0	4	15	1	.176
1987	Houston	35	64	5	13	1	0	0	3	1	.203
1988	Houston	8	23	1	3	0	0	0	0	0	.130
1990	San Francisco	5	7	1	1	0	0	1	3	0	.143
1992	San Francisco	13	26	0	4	1	0	0	1	0	.154
<b>7-Year MLB Totals</b>		<b>340</b>	<b>949</b>	<b>101</b>	<b>209</b>	<b>37</b>	<b>1</b>	<b>24</b>	<b>101</b>	<b>2</b>	<b>.220</b>



**Buddy Baumann**

**Buddy Baumann**

LHP - 5-11 - 195 - B-L/T-L

Year	Team	G	GS	W-L	ERA	SV	IP	H	R	ER	BB	K
2016	San Diego	11	0	1-0	3.72	0	9.2	7	4	4	4	10
2017	San Diego	23	0	2-1	2.55	0	17.2	11	5	5	7	21
2018	San Diego	1	0	0-1	54.00	0	0.1	2	5	2	2	0
	New York (NL)	3	0	0-1	24.00	0	3.0	7	8	8	5	4
<b>3-Year MLB Totals</b>		<b>38</b>	<b>0</b>	<b>3-3</b>	<b>5.58</b>	<b>0</b>	<b>30.2</b>	<b>27</b>	<b>22</b>	<b>19</b>	<b>18</b>	<b>35</b>

**Jake Burger**

3B - 6-2 - 230 - B-R/T-R

Year	Team	G	AB	R	H	2B	3B	HR	RBI	SB	Avg.
2021	Chicago (AL)	8	38	5	10	3	1	1	3	0	.263
<b>1-Year MLB Totals</b>		<b>8</b>	<b>38</b>	<b>5</b>	<b>10</b>	<b>3</b>	<b>1</b>	<b>1</b>	<b>3</b>	<b>0</b>	<b>.263</b>

**Scott Carroll**

RHP - 6-4 - 215 - B-R/T-R

Year	Team	G	GS	W-L	ERA	SV	IP	H	R	ER	BB	K
2014	Chicago (AL)	26	19	5-10	4.80	0	129.1	147	81	69	45	64
2015	Chicago (AL)	18	0	1-1	3.44	0	36.2	40	19	14	13	27
2016	Chicago (AL)	3	0	0-0	11.57	0	2.1	2	3	3	1	2
<b>3-Year MLB Totals</b>		<b>47</b>	<b>19</b>	<b>6-11</b>	<b>4.60</b>	<b>0</b>	<b>168.1</b>	<b>189</b>	<b>103</b>	<b>86</b>	<b>59</b>	<b>93</b>

**Matt Cepicky**

OF - 6-2 - 215 - B-L/T-R

Year	Team	G	AB	R	H	2B	3B	HR	RBI	SB	Avg.
2002	Montreal	32	74	7	16	3	0	3	15	0	.216
2003	Montreal	5	8	0	2	1	0	0	0	0	.250
2004	Montreal	32	60	4	13	4	0	1	3	1	.217
2005	Washington	11	25	1	6	3	0	0	3	0	.240
2006	Florida	9	18	0	2	0	0	0	0	0	.111
<b>5-Year MLB Totals</b>		<b>89</b>	<b>185</b>	<b>12</b>	<b>39</b>	<b>11</b>	<b>0</b>	<b>4</b>	<b>21</b>	<b>1</b>	<b>.211</b>




**Scott Bailes**



Dylan Coleman



Ross Detwiler



Bart Evans



Jeff Gray



Matt Hall



Jason Hart



Matt Hall

**Bart Evans**

RHP - 6-2 - 210 - B-R/T-R

Year	Team	G	GS	W-L	ERA	SV	IP	H	R	ER	BB	K
1998	Kansas City	8	0	0-0	2.00	0	9.0	7	3	2	0	7
<b>1-Year MLB Totals</b>		<b>8</b>	<b>0</b>	<b>0-0</b>	<b>2.00</b>	<b>0</b>	<b>9.0</b>	<b>7</b>	<b>3</b>	<b>2</b>	<b>0</b>	<b>7</b>

**Jeff Gray**

RHP - 6-3 - 195 - B-R/T-R

Year	Team	G	GS	W-L	ERA	SV	IP	H	R	ER	BB	K
2008	Oakland	5	0	0-0	7.71	0	4.2	8	4	4	1	4
2009	Oakland	24	0	0-1	3.76	0	26.1	30	12	11	4	19
2010	Chicago (NL)	7	0	1-0	6.75	0	9.1	12	9	7	5	4
2011	Chicago (AL)	6	0	0-0	2.70	0	13.1	13	4	4	4	7
	Seattle	24	0	0-1	4.89	1	35.0	39	19	19	17	16
2012	Minnesota	49	0	6-1	5.71	0	52.0	58	34	33	22	26
<b>5-Year MLB Totals</b>		<b>115</b>	<b>0</b>	<b>7-3</b>	<b>4.99</b>	<b>1</b>	<b>140.2</b>	<b>160</b>	<b>82</b>	<b>78</b>	<b>53</b>	<b>76</b>

**Matt Hall**

LHP - 6-0 - 200 - B-L/T-L

Year	Team	G	GS	W-L	ERA	SV	IP	H	R	ER	BB	K
2018	Detroit	5	0	0-0	14.63	0	8.0	19	16	13	3	5
2019	Detroit	16	0	0-1	7.71	0	23.1	28	20	20	15	27
2020	Boston	4	1	0-3	18.69	0	8.2	17	18	18	10	9
<b>3-Year MLB Totals</b>		<b>25</b>	<b>0</b>	<b>0-4</b>	<b>11.48</b>	<b>0</b>	<b>40.0</b>	<b>64</b>	<b>54</b>	<b>51</b>	<b>28</b>	<b>41</b>

**Jason Hart**

OF/1B - 6-4 - 237 - B-R/T-R

Year	Team	G	AB	R	H	2B	3B	HR	RBI	SB	Avg.
2002	Texas	10	15	2	4	3	0	0	0	0	.267
<b>1-Year MLB Totals</b>		<b>10</b>	<b>15</b>	<b>2</b>	<b>4</b>	<b>3</b>	<b>0</b>	<b>0</b>	<b>0</b>	<b>0</b>	<b>.267</b>

**Dylan Coleman**

RHP - 6-5 - 215 - B-R/T-R

Year	Team	G	GS	W-L	ERA	SV	IP	H	R	ER	BB	K
2021	Kansas City	5	0	0-0	1.42	0	6.1	5	1	1	1	7
<b>1-Year MLB Totals</b>		<b>5</b>	<b>0</b>	<b>0-0</b>	<b>1.42</b>	<b>0</b>	<b>6.1</b>	<b>5</b>	<b>1</b>	<b>1</b>	<b>1</b>	<b>7</b>

**Ross Detwiler**

LHP - 6-5 - 210 - B-R/T-L

Year	Team	G	GS	W-L	ERA	SV	IP	H	R	ER	BB	K
2007	Washington	1	0	0-0	0.00	0	1.0	0	0	0	0	1
2009	Washington	15	14	1-6	5.00	0	75.2	87	43	42	33	43
2010	Washington	8	5	1-3	4.25	0	29.2	34	22	14	14	17
2011	Washington	15	10	4-5	3.00	0	66.0	63	26	22	20	41
2012	Washington	33	27	10-8	3.40	0	164.1	149	75	62	52	105
2013	Washington	13	13	2-7	4.04	0	71.1	92	37	32	14	39
2014	Washington	47	0	2-3	4.00	1	63.3	68	34	28	21	39
2015	Texas	17	7	0-5	7.12	0	43.0	62	37	34	20	28
	Atlanta	24	0	1-0	7.63	0	15.1	20	14	13	16	13
2016	Cleveland	7	0	0-0	5.79	0	4.2	3	3	3	4	3
	Oakland	9	7	2-4	6.14	0	44.0	56	31	30	15	23
2018	Seattle	1	0	0-1	4.50	0	6.0	8	3	3	2	2
2019	Chicago (AL)	18	12	3-5	6.59	0	69.2	86	54	51	27	46
2020	Chicago (AL)	16	0	1-1	3.20	0	19.2	19	8	7	5	15
2021	Miami	46	5	2-1	4.96	0	45.1	41	26	25	15	56
2021	San Diego	7	0	1-0	2.57	0	7.0	3	2	2	5	6
<b>13-Year MLB Totals</b>		<b>277</b>	<b>100</b>	<b>30-49</b>	<b>4.56</b>	<b>1</b>	<b>725.2</b>	<b>791</b>	<b>415</b>	<b>368</b>	<b>263</b>	<b>477</b>



Ryan Howard



Ryan Howard



Pierce Johnson



Mike Kickham



Shaun Marcum



Bill Mueller

**Ryan Howard**

1B - 6-4 - 250 - B-L/T-R

NL MVP (2006), NL Rookie of the Year (2005), NL All-Star (2006, 2009, 2010), NL Silver Slugger Award (2006), NL Hank Aaron Award (2006), MLB Player of the Year (2006), World Series Champion (2008), NLCS MVP (2009)

Year	Team	G	AB	R	H	2B	3B	HR	RBI	SB	Avg.
2004	Philadelphia	19	39	5	11	5	0	2	5	0	.282
2005	Philadelphia	88	312	52	90	17	2	22	63	0	.288
2006	Philadelphia	159	581	104	182	25	1	58	149	0	.313
2007	Philadelphia	144	529	94	142	26	0	47	136	1	.268
2008	Philadelphia	162	610	105	153	26	4	48	146	1	.251
2009	Philadelphia	160	616	105	172	37	4	45	141	8	.279
2010	Philadelphia	143	550	87	152	23	5	31	108	1	.276
2011	Philadelphia	152	557	81	141	30	1	33	116	1	.253
2012	Philadelphia	71	260	28	57	11	0	14	56	0	.219
2013	Philadelphia	80	286	34	76	20	2	11	43	0	.266
2014	Philadelphia	153	569	65	127	18	1	23	95	0	.223
2015	Philadelphia	129	467	53	107	29	1	23	77	0	.229
2016	Philadelphia	112	331	35	65	10	0	25	59	0	.196
<b>13-Year MLB Totals</b>		<b>1572</b>	<b>5707</b>	<b>848</b>	<b>1475</b>	<b>277</b>	<b>21</b>	<b>382</b>	<b>1194</b>	<b>12</b>	<b>.258</b>

**Pierce Johnson**

RHP - 6-2 - 200 - B-R/T-R

Year	Team	G	GS	W-L	ERA	SV	IP	H	R	ER	BB	K
2017	Chicago (NL)	1	0	0-0	0.00	0	1.0	2	2	0	1	2
2018	San Francisco	37	0	3-2	5.56	0	43.2	38	27	27	22	36
2020	San Diego	24	0	3-1	2.70	0	20.0	15	7	6	9	27
2021	San Diego	63	2	3-4	3.22	0	58.2	47	21	21	27	77
<b>4-Year MLB Totals</b>		<b>125</b>	<b>2</b>	<b>9-7</b>	<b>3.94</b>	<b>0</b>	<b>123.1</b>	<b>102</b>	<b>57</b>	<b>54</b>	<b>59</b>	<b>142</b>

**Mike Kickham**

LHP - 6-4 - 220 - B-L/T-L

World Series Champion (2014)

Year	Team	G	GS	W-L	ERA	SV	IP	H	R	ER	BB	K
2013	San Francisco	12	3	0-3	10.16	0	28.1	46	34	32	10	29
2014	San Francisco	2	0	0-0	22.50	0	2.0	8	5	5	1	1
2020	Boston	6	2	1-1	7.71	0	14.0	21	12	12	5	17
2021	Los Angeles (NL)	1	0	0-0	13.50	0	2.0	5	3	3	1	2
<b>4-Year MLB Totals</b>		<b>21</b>	<b>5</b>	<b>1-4</b>	<b>10.10</b>	<b>0</b>	<b>46.1</b>	<b>80</b>	<b>54</b>	<b>52</b>	<b>17</b>	<b>49</b>

**Shaun Marcum**

RHP - 6-0 - 195 - B-R/T-R

Year	Team	G	GS	W-L	ERA	SV	IP	H	R	ER	BB	K
2005	Toronto	5	0	0-0	0.00	0	8.0	6	0	0	4	4
2006	Toronto	21	14	3-4	5.06	0	78.1	87	44	44	38	65
2007	Toronto	38	25	12-6	4.13	1	159.0	149	76	73	49	122
2008	Toronto	25	25	9-7	3.39	0	151.1	126	60	57	50	123
2010	Toronto	31	31	13-8	3.64	0	195.1	181	84	79	43	165
2011	Milwaukee	33	33	13-7	3.54	0	200.2	175	84	79	57	158
2012	Milwaukee	21	21	7-4	3.70	0	124.0	116	57	51	41	109
2013	New York (NL)	14	12	1-10	5.29	0	78.1	85	48	46	21	60
2015	Cleveland	7	6	3-2	5.40	0	35.0	32	21	21	11	30
<b>9-Year MLB Totals</b>		<b>195</b>	<b>167</b>	<b>61-48</b>	<b>3.93</b>	<b>1</b>	<b>1030.0</b>	<b>957</b>	<b>474</b>	<b>450</b>	<b>314</b>	<b>836</b>



Bill Mueller

**Bill Mueller**

IF - 5-11 - 175 - B-S/T-R

AL Batting Champion (2003), AL Silver Slugger (3B-2003), World Series Champion (2004)

Year	Team	G	AB	R	H	2B	3B	HR	RBI	SB	Avg.
1996	San Francisco	55	200	31	66	15	1	0	19	0	.330
1997	San Francisco	128	390	51	114	26	3	7	44	4	.292
1998	San Francisco	145	534	93	157	27	0	9	59	3	.294
1999	San Francisco	116	414	61	120	24	0	2	36	4	.290
2000	San Francisco	153	560	97	150	29	4	10	55	4	.268
2001	Chicago (NL)	70	210	38	62	12	1	6	23	1	.295
2002	Chicago (NL)	103	353	51	94	19	4	7	37	0	.266
	San Francisco	8	13	0	2	0	0	0	1	0	.154
2003	Boston	146	524	85	171	45	5	19	85	1	.326
2004	Boston	110	399	75	113	27	1	12	57	2	.283
2005	Boston	150	519	69	153	34	3	10	62	0	.295
2006	Los Angeles (NL)	32	107	12	27	7	0	3	15	1	.252
<b>11-Year MLB Totals</b>		<b>1216</b>	<b>4223</b>	<b>663</b>	<b>1229</b>	<b>265</b>	<b>22</b>	<b>85</b>	<b>493</b>	<b>20</b>	<b>.291</b>



Matt Palmer



John Rheinecker



Brett Sinkbeil



Luke Voit



Brad Ziegler

**Matt Palmer**

RHP - 6-2 - 235 - B-R/T-R

Year	Team	G	GS	W-L	ERA	SV	IP	H	R	ER	BB	K
2008	San Francisco	3	3	0-2	8.53	0	12.2	17	13	12	13	3
2009	Los Angeles (AL)	40	13	11-2	3.93	0	121.1	105	55	53	55	69
2010	Los Angeles (AL)	14	1	1-2	4.54	0	33.2	38	20	17	20	17
2011	Los Angeles (AL)	3	3	1-1	5.74	0	15.2	19	11	10	4	7
2012	San Diego	3	0	0-0	9.00	0	2.0	2	2	2	2	2
<b>5-Year MLB Totals</b>		<b>63</b>	<b>20</b>	<b>13-7</b>	<b>4.56</b>	<b>0</b>	<b>185.1</b>	<b>181</b>	<b>101</b>	<b>94</b>	<b>94</b>	<b>98</b>

**John Rheinecker**

LHP - 6-2 - 230 - B-L/T-L

Year	Team	G	GS	W-L	ERA	SV	IP	H	R	ER	BB	K
2006	Texas	21	13	4-6	5.86	0	70.2	104	46	46	19	28
2007	Texas	23	7	4-3	5.36	0	50.1	61	38	30	28	40
<b>2-Year MLB Totals</b>		<b>44</b>	<b>20</b>	<b>8-9</b>	<b>5.65</b>	<b>0</b>	<b>121.0</b>	<b>165</b>	<b>84</b>	<b>76</b>	<b>45</b>	<b>68</b>



Brad Ziegler



Luke Voit

**Brett Sinkbeil**

RHP - 6-2 - 210 - B-R/T-R

Year	Team	G	GS	W-L	ERA	SV	IP	H	R	ER	BB	K
2010	Florida	3	0	0-0	13.50	0	2.0	2	3	3	5	1
<b>1-Year MLB Totals</b>		<b>3</b>	<b>0</b>	<b>0-0</b>	<b>13.50</b>	<b>0</b>	<b>2.0</b>	<b>2</b>	<b>3</b>	<b>3</b>	<b>5</b>	<b>1</b>

**Luke Voit**

1B - 6-3 - 255 - B-R/T-R

MLB Home Run Leader (2020)

Year	Team	G	AB	R	H	2B	3B	HR	RBI	SB	Avg.
2017	St. Louis	62	114	18	28	9	0	4	18	0	.246
2018	St. Louis	8	11	2	2	0	0	1	3	0	.182
	New York (AL)	39	132	28	44	5	0	14	33	0	.333
2019	New York (AL)	118	429	72	113	21	1	21	62	0	.263
2020	New York (AL)	56	213	41	59	5	0	22	52	0	.277
2021	New York (AL)	68	213	26	51	7	1	11	35	0	.239
<b>5-Year MLB Totals</b>		<b>351</b>	<b>1112</b>	<b>187</b>	<b>297</b>	<b>47</b>	<b>2</b>	<b>73</b>	<b>203</b>	<b>0</b>	<b>.267</b>

**Brad Ziegler**

RHP - 6-4 - 220 - B-R/T-R

Year	Team	G	GS	W-L	ERA	SV	IP	H	R	ER	BB	K
2008	Oakland	47	0	3-0	1.06	11	59.2	47	7	7	22	30
2009	Oakland	69	0	2-4	3.07	7	73.1	82	27	25	28	54
2010	Oakland	64	0	3-7	3.26	0	60.2	54	24	22	28	41
2011	Oakland	43	0	3-2	2.39	1	37.2	38	14	10	13	29
	Arizona	23	0	0-0	1.74	0	20.2	15	7	4	6	15
2012	Arizona	77	0	6-1	2.49	0	68.2	54	21	19	21	42
2013	Arizona	78	0	8-1	2.22	13	73.0	61	20	18	22	44
2014	Arizona	68	0	5-3	3.49	1	67.0	60	29	26	24	54
2015	Arizona	66	0	0-3	1.85	30	68.0	48	17	14	17	36
2016	Arizona	36	0	2-3	2.82	18	38.1	41	13	12	15	27
	Boston	33	0	2-4	1.52	4	29.2	26	8	5	11	31
2017	Miami	53	0	1-4	4.79	10	47.0	57	29	25	16	26
2018	Miami	53	0	1-5	3.98	10	52.0	49	25	23	17	37
	Arizona	29	0	1-1	3.74	0	21.2	22	9	9	8	13
<b>11-Year MLB Totals</b>		<b>739</b>	<b>0</b>	<b>37-38</b>	<b>2.75</b>	<b>105</b>	<b>717.1</b>	<b>654</b>	<b>251</b>	<b>219</b>	<b>248</b>	<b>479</b>



**Bears' Professional Signees**

1965	P	Wes Rhea, New York Yankees	2002	IF	Donnie Watchowski, Central League
	IF	Allen Rhea, New York Yankees	2003	OF	Dante Brinkley, New York Mets
1966	C	Don Tilton, Detroit Tigers		P	Shaun Marcum, Toronto Blue Jays
1969	P	Charles Burt, Kansas City Royals		OF	Greg Mathis, Arizona Diamondbacks
1970	P	Ken Watkins, Boston Red Sox		P	Chad Mulholland, Toronto Blue Jays
1972	OF	Roger Cromer, Detroit Tigers		C	Tony Piazza, New York Mets
1976	OF	Elg Huddleston, Atlanta Braves		P	Rick Wilson, Central League
1977	OF	Bob Blakley, San Diego Padres		P	Bob Zimmermann, Anaheim Angels
1979	IF	Mark Mennemeier, Kansas City Royals		P	Brad Ziegler, Oakland Athletics
	IF	Ron Snider, Kansas City Royals	2004	IF	Brooks Colvin, Detroit Tigers
	P	Steve Dunn, Detroit Tigers		P	Derek Drage, Pittsburgh Pirates
	OF	Jim Schaefer, Texas Rangers		P	Jeff Gray, Oakland Athletics
1981	IF	Deron Thomas, St. Louis Cardinals		IF	Toby Gardenhire, Minnesota Twins
1982	IF	Mark Bailey, Houston Astros	2005	P	David Smith, Texas Rangers
	C	Keith Champion, St. Louis Cardinals		OF	Jake Manning, Frontier League
	P	Scott Bailes, Pittsburgh Pirates		OF	Kirk McConnell, Frontier League
	C	Rusty Hilgenkamp, Detroit Tigers	2006	P	Brett Sinkbeil, Florida Marlins
1983	IF	Alvin Hamilton, Boston Red Sox		P	Chris Krawczyk, Detroit Tigers
	P	Scott Middleton, Cincinnati Reds	2007	P	Ross Detwiler, Washington Nationals
1984	P	Greg Johnson, Atlanta Braves		P	Scott Carroll, Cincinnati Reds
1986	IF	Steve Meyer, St. Louis Cardinals		IF	Matt Lawson, Texas Rangers
	IF	Matt Nowak, Baltimore Orioles		P	Jake Shafer, New York Yankees
1987	IF	John Wahlig, Baltimore Orioles	2008	OF	Ryan Mantle, San Francisco Giants
	OF	Larry Doss, Montreal Expos		OF	Ben Woodbury, San Francisco Giants
	P	Jim Gibbs, St. Louis Cardinals		IF	Josh Mazzola, San Francisco Giants
	P	Stacey Burkey, Empire State League		P	Matt Frevert, St. Louis Cardinals
1988	P	Tony Floyd, Oakland Athletics	2009	OF	Ben Carlson, Cleveland Indians
	IF	Jeff Kaiser, San Francisco Giants		P	Buddy Baumann, Kansas City Royals
1989	P	Darren Garrison, San Francisco Giants		IF	Brayden Drake, San Diego Padres
	IF	Pat Kelly, Atlanta Braves		P	Tim Clubb, Chicago Cubs
	P	Earnie Johnson, Chicago White Sox		C	Dallas Hord, Florida Marlins
1990	P	Tim Wells, Texas Rangers	2010	P	Mike Kickham, San Francisco Giants
	OF	Corby Fister, Atlanta Braves		P	Aaron Meade, Los Angeles Angels
1991	IF	Evan Pratte, Detroit Tigers		P	Pat Doyle, Cincinnati Reds
	OF	Matt Brewer, San Francisco Giants		IF	Curt Courtwright, Frontier League
	P	Richie Ayers, Atlanta Braves		P	Sean Toler, Frontier League
	P	Scott Simmons, St. Louis Cardinals	2011	P	Blake Barber, Frontier League
	P	Scott Buchheit, Texas Rangers		P	J.C. Casey, Chicago White Sox
	P	Dirk Lindauer, St. Louis Cardinals		P	Dan Kickham, Detroit Tigers
1992	P	Bart Evans, Kansas City Royals		OF	Aaron Conway, Frontier League
	P	Brent Evans, Texas Rangers	2012	OF	Spiker Helms, American Association
	OF	Mike Randle, Chicago White Sox		IF	Kevin Medrano, Arizona Diamondbacks
1993	IF	John Knott, Atlanta Braves		P	Pierce Johnson, Chicago Cubs
1993	IF	Steve Aldridge, New York Yankees	2013	P	Nick Petree, St. Louis Cardinals
	IF	Bill Mueller, San Francisco Giants		P	Grant Gordon, Los Angeles Angels
	P	Greg Resz, New York Yankees		C	Luke Voit, St. Louis Cardinals
1994	P	Pete Prater, San Francisco Giants	2014	P	Erik Shannahan, Frontier League
1995	P	Joe Blasingim, San Francisco Giants		P	Cody Schumacher, St. Louis Cardinals
	IF	Steve Hacker, Atlanta Braves	2015	P	Jon Harris, Toronto Blue Jays
	P	Kelly Kruse, Chicago White Sox		OF	Tate Matheny, Boston Red Sox
	IF	Dave Stemmer, Oakland Athletics		P	Matt Hall, Detroit Tigers
1996	P	Jarrod Mays, Cleveland Indians		IF	Joey Hawkins, St. Louis Cardinals
	IF	Brad Kennedy, St. Louis Cardinals		IF	Dylan Becker, St. Louis Cardinals
1997	P	Aaron Bass, Tampa Bay Devil Rays	2016	P	Sam Perez, Miami Marlins
	C	Lance Burkhart, Montreal Expos		OF	Spencer Johnson, Houston Astros
	OF	Mike Byas, San Francisco Giants	2017	IF	Jake Burger, Chicago White Sox
	P	Rob Garola, Frontier League		P	Trey Turner, Washington Nationals
1998	P	Jason Crist, Seattle Mariners		P	Doug Still, San Francisco Giants
	IF	Chris Curry, Frontier League		IF	Justin Paulsen, San Diego Padres
	P	Scott Geitz, Milwaukee Brewers	2018	IF	Jeremy Eierman, Oakland Athletics
	IF	Jason Hart, Oakland Athletics		P	Dylan Coleman, San Diego Padres
	IF	Brandon Jackson, Toronto Blue Jays		OF	Hunter Steinmetz, Toronto Blue Jays
1999	P	Bryan Buschhorn, Central League		IF	Matt Brown, Frontier League
	OF	Matt Cepicky, Montreal Expos	2019	C	Drew Millas, Oakland Athletics
	P	Shayne Ferrier, Anaheim Angels		P	Davis Schwab, Atlanta Braves
	C	Jon Hale, Los Angeles Dodgers	2021	P	Hayden Juenger, Toronto Blue Jays
	OF	Micah Holst, San Francisco Giants		P	Matt Russell, Philadelphia Phillies
	P	Charlie Hovey, Central League		P	Logan Wiley, Frontier League
	P	Matt Smith, New York Mets			
2000	IF	Dan Firlit, St. Louis Cardinals			
	P	Matt Skyles, Cleveland Indians			
	P	Jason Frey, St. Louis Cardinals			
	OF	Nick Kays, Frontier League			
	OF	Brian Fuess, Frontier League			
2001	P	John Rheinecker, Oakland Athletics			
	IF	Ryan Howard, Philadelphia Phillies			
	C	Ben Margalski, Philadelphia Phillies			
2002	P	Derek Eddie, Central League			
	IF	Jeremy Isenhower, Philadelphia Phillies			
	P	Andrew Jefferson, San Francisco Giants			
	P	Matt Palmer, San Francisco Giants			



**Scott Carroll**



**Matt Palmer**



Table A: List of players from Alderson, Gilbert to Ayers, Richie with their respective years.

Table B: List of players from Bade, Tim to Byers, Steve with their respective years.

Table C: List of players from Calhoon, Jim to Caray, Chris with their respective years.

Table F (continued): List of players from Carlson, Ben to Custer, Ogley with their respective years.

Table D: List of players from Dame, Hunter to Dyer, Kyle with their respective years.

Table E: List of players from Earleywine, Ehren to Evans, Brent with their respective years.

Table F: List of players from Faith, Sam to Fultz, Matt with their respective years.

Table G: List of players from Gardenhire, Toby to Guttin, Keith with their respective years.

Table H: List of players from Habsieger, Jake to Helms, Spiker with their respective years.

Table I (continued): List of players from Henry, Gus to Hyde, Steve with their respective years.

Table I: List of players from Iseminger, Danny to Isenhower, Jeremy with their respective years.

Table J: List of players from Jackson, Brandon to Juenger, Hayden with their respective years.

Table K: List of players from Kaiser, Jeff to Kruse, Kelly with their respective years.

Table L: List of players from Ladehoff, Dan to Langen, Brian with their respective years.



Lawson, Corey.....2000-01  
 Lawson, Matt.....2005-06-07  
 Lee, Tom.....1967-68-69-70  
 Lenzen, Bill.....1966-67  
 Lewis, Alex.....1992-93-94  
 Lewis, Tony.....2004-05-06  
 Lienemann, Bob.....1972-78  
 Lindauer, Dirk.....1990-91  
 Linegar, Jim.....1973-74  
 Locascio, Derek.....2013  
 Lochner, Jake.....2016-17-18-19  
 Lochner, Joe.....1987-88  
 Logan, Jerry.....1980-81  
 Lombardo, Gus.....1972-73  
 Loomis, Eric.....2021  
 Lopinot, Dale.....1978-79-80  
 Lopinot, Mark.....1970-71  
 Loughary, Karl.....1975  
 Louthan, Duane.....1985  
 Loyd, Rickey.....1971  
 Luntzer, Jim.....1979-80-81-82  
 Luthy, Tom.....1996-97

**M**

Mach, David.....1980-81  
 Mackey, Chris.....2005-06-07  
 Macko, Brad.....1981-82  
 Maddox, Adam.....2009-10  
 Maddox, Keenen.....2010-11-12-13  
 Magers, Ken.....1964  
 Magers, Lyndall.....1974-75-76  
 Magers, Randy.....1971-72-73-74  
 Mahaffey, Brian.....1985-86-87-88  
 Manary, Alex.....1993-94-95  
 Manning, Jake.....2004-05  
 Mantle, Ryan S.....2016  
 Mantle, Ryan C.....2006-07-08  
 Marcum, Shaun.....2002-03  
 Margalski, Ben.....2000-01  
 Markle, Scott.....1976  
 Marsala, Paul.....2003-04-05-06  
 Marshall, Brett.....2009-10-11-12  
 Marshall, Drake.....1993-94  
 Martin, Ira.....1909-10-11  
 Mason, Jay.....1969-70  
 Massenber, Trey.....2011-12-13-14  
 Mathis, Greg.....2000-01-02-03  
 Matheny, Tate.....2013-14-15  
 Mattea, Derek.....2011-12  
 Mattson, Tanner.....2006-07  
 Maus, Darrell.....1987-89  
 Mayfield, Andy.....2001  
 Mays, Jarrod.....1994-95-96  
 Maynard, Jeff.....1979-80  
 Mazzola, Josh.....2007-08  
 McAlister, Tyler.....2017-18  
 McCann, Jonathan.....2011  
 McClinton, Dennis.....1966-67-68-69  
 McCormack, Travis.....2009-10-11-13  
 McConnell, Kirk.....2004-05  
 McCulloch, Bobby.....1974-75  
 McCulloch, Johnny.....1973-74  
 McCune, Ryan.....1994-95  
 McFarland, Jordan.....2020  
 McFarland, Mickey.....1988  
 McGuire, Matt.....1995  
 McGuire, Max.....2018  
 McIntyre, Mick.....1970-71  
 McMahan, Ian.....2021  
 McMahan, Kerry.....1990  
 McMahan, Scott.....1999-00-01-02  
 McMurtrey, Danny.....2012  
 McQueen, Lance.....1989  
 Meade, Aaron.....2008-09-10  
 Medrano, Kevin.....2009-10-11-12  
 Mennemeier, Mark.....1977-78  
 Menown, Terry.....1988-89  
 Mercieze, Zach.....2012-13-14-15  
 Meyer, Aaron.....2014-15-16-17  
 Meyer, Steve.....1986  
 Middleton, Scott.....1981-82-83  
 Millas, Drew.....2017-18-19  
 Miller, Charlie.....1913  
 Miller, Paul.....1912-13  
 Miller, Rondell.....1972  
 Miller, Sam.....1975-76-77-78  
 Mitchell, Gary.....1976-77-78  
 Minton, Hayden.....2020-21  
 Modglin, Ryan.....2009  
 Moldrawski, Jeff.....1977  
 Mooney, Doug.....1992-93-94

Moore, Alex.....2017  
 Mosier, Steve.....1979-80  
 Mozley, Blake.....2020-21  
 Mueller, Bill.....1990-91-92-93  
 Mueller, Roy.....1970-71  
 Mulholland, Chad.....2003  
 Murphy, Clay.....2010-11-12-14  
 Myers, Jason.....1993-94-95-96

**N**

Narron, Bobby.....1977-78-79-80  
 Nasby, Scott.....2002-03-04-05  
 Neff, Mark.....1988-89  
 Newell, Ron.....1965-66  
 Newton, Andy.....1974-75-76  
 Neyra, Jeremy.....2004  
 Nichols, Jim.....1964-65  
 Nieman, Tim.....1977-79  
 Nitsche, Herman.....1976  
 Noirfalise, Barrett.....2010-11  
 Nowak, Matt.....1985-86

**O**

Oatman, David.....1972-73-74  
 Oetting, Jerry.....1988-89-91-92  
 Oetting, Terry.....1989-90-91-92  
 O'Dell, Jeff.....1985  
 O'Toole, Bob.....1968-71-72  
 Overstreet, Christian.....2007-08-09-10

**P**

Padgett, Shawn.....1989-90-91  
 Palmer, Matt.....2001-02  
 Palmer, Wade.....1973-74-75-76  
 Papineau, Lee.....1909  
 Paprota, Brian.....1987  
 Parris, Telly.....1996  
 Patton, Howard.....1983-84-85-87  
 Patton, Steve.....1987-88  
 Paul, Kyle.....2007-08  
 Paulsell, Kevin.....1982-83  
 Paulsen, Justin.....2015-16-17  
 Paxson, Tyler.....2010-11  
 Payne, Jody.....1976-77-78-79  
 Peats, Charles.....1976  
 Peebles, Koby.....2012-13  
 Pemberton, Mike.....1984-85  
 Pennington, Ian.....2004  
 Perez, Sam.....2013-14-15-16  
 Peterson, Chris.....1972-73-74  
 Petree, Nick.....2011-12-13  
 Phillips, Brian.....1984-85  
 Piazza, Tony.....2002-03  
 Pickett, Alex.....2008  
 Pitner, Dennis.....1964  
 Piwowarski, Matt.....1986-87  
 Plaster, Larry.....1974-75  
 Playter, Chris.....2005-07-08-09  
 Polak, Joey.....2019-20  
 Poston, Jerry.....1998  
 Powers, Jake.....2011-12-14  
 Pranter, Vick.....1909  
 Prater, Pete.....1993-94  
 Pratte, Evan.....1988-89-90-91  
 Prince, Scott.....1982-83-84-85  
 Privitera, John.....2017-18-19-20  
 Prounce, Doug.....1979-80  
 Pummill, Adam.....2003-04-05-06  
 Pummill, Joe.....1909  
 Pummill, L. E.....1910-11  
 Pyatt, Eddie.....1970-71-72

**Q**

Quigley, Howard.....1983-84-85

**R**

Rafferty, Tim.....2003-04-05-06  
 Randle, Mike.....1992  
 Realmuto, David.....1975  
 Reed, Dale.....1969-70  
 Reed, Greg.....1987-88  
 Reed, Kyle.....2015  
 Reinsch, Paul.....1982-83  
 Reno, Rick.....1985  
 Repp, Terry.....1981  
 Resz, Greg.....1991-92-93  
 Rhea, Wes.....1964  
 Rheinecker, John.....2000-01  
 Riffl, Joe.....1988-89  
 Robertson, Brandon.....1998

Rogers, Curt.....1975  
 Rogers, Trevor.....2009-10  
 Roldan, Steve.....1999  
 Rolfs, Jaden.....2021  
 Roshone, D.J.....2005-06  
 Ross, Tayler.....2014  
 Rowley, Danny.....2016-17  
 Rowold, Jeff.....1988-89-90-91  
 Royle, Mike.....1977-78-79-80  
 Ruble, Greg.....1976-77  
 Ruble, Mike.....1984-85-87-88  
 Ruff, Landan.....2015-16-17-18  
 Russell, Matt.....2018-20-21  
 Ryan, Tyler.....2008-09-10

**S**

Salcedo, Damian.....2005  
 Sands, Craig.....1990-91  
 Saner, Randy.....2001-02  
 Sargent, Jeff.....2007  
 Sauer, Jeff.....1992-93-94  
 Scerba, J. J.....1993-94-95-96  
 Schaefer, Jim.....1978-79  
 Schmidt, Jan.....1972  
 Schmidt, Nick.....2019-20-21  
 Schmitz, Jake.....1993-94-95-97  
 Schneider, Dave.....1980-81  
 Schroeder, Cole.....2021  
 Schumacher, Cody.....2012-13-14  
 Schwab, Davis.....2018-19  
 Schweller, Robby.....2000  
 Seal, Steve.....1969-70  
 Sechler, Connor.....2018-19  
 Seifert, Brent.....2011-12  
 Seitz, Eric.....1976  
 Selbert, Bill.....1982-83  
 Senn, David.....2021  
 Shackelford, Larry.....1981-82  
 Shafer, Jake.....2005-06-07  
 Shaffer, Chuck.....1991-92  
 Shannahan, Erik.....2012-13  
 Sharkey, Kalin.....1994  
 Sharp, Tim.....1990  
 Shelby, Brandon.....1995-96-97  
 Shewmaker, Tom.....1973  
 Shipps, David.....1970  
 Shorter, Chris.....1996-97  
 Siemer, Chris.....2008  
 Sigman, Joel.....1993  
 Simmons, Scott.....1991  
 Sinkbell, Brett.....2004-05-06  
 Skalni, Ryan.....2017-18  
 Skyles, Matt.....1999-00  
 Stemmer, Dave.....1994-95  
 Smith, Brock.....1999  
 Smith, Conor.....2011-12-13-14  
 Smith, David.....2004-05  
 Smith, Doug.....1979  
 Smith, Matt.....1999  
 Smith, Richie.....1997-98  
 Smith, Scott.....1911  
 Snider, Ron.....1976-77-78-79  
 Snider, Terry.....1964-65  
 Snodgrass, Mike.....1982-83-84  
 Soltys, Craig.....1965  
 Sovich, Doug.....1987-88-89  
 Spencer, Scott.....1980  
 Stamper, Clayton.....1983-84  
 Steele, C. J.....1998  
 Steinmetz, Hunter.....2016-17-18  
 Stephens, Craig.....1980  
 Stewart, Mike.....1998  
 Still, Doug.....2017  
 Stoker, Beau.....2010  
 Stokes, Curtiss.....1967-68  
 Stone, Hal.....1991  
 Stone, Mike.....1980-82  
 Stout, Kory.....1998-99-00  
 Stratman, Derek.....2004  
 Stratton, Chip.....2000  
 Strebeck, Gus.....1972-73  
 Strickland, Dennis.....1969-70  
 Stuckey, Beau.....2021  
 Sundhausen, T.J.....1979  
 Sutton, Bob.....1967-68-69-70  
 Swafford, Seth.....2011  
 Swisher, Derek.....1993  
 Swyhart, Zak.....2009-10

**T**

Taylor, Chris.....2004-05-06-07  
 Taylor, Kevin.....1992-93  
 Thomas, Brent.....1981-82  
 Thomas, Deron.....1978-79-80-81  
 Thomazin, Logan.....2019-20-21  
 Thompson, Skip.....1978  
 Thompson, Tyler.....2013  
 Thornton, Stean.....1976  
 Tignor, Dustin.....1996-97-99-00  
 Tilton, Don.....1964-65-66  
 Todd, Austin.....2007-08  
 Toler, Sean.....2007-08-09-10  
 Torrente, Daniel.....2009  
 Towe, Randy.....1975  
 Towe, Rod.....1972-74-75  
 Turner, Trey.....2017  
 Tuttle, William.....1912

**U**

Ulmer, Tom.....1978-79  
 Upp, Scott.....1989-90

**V**

Van Buskirk, Harrison.....1912  
 Van Buskirk, Luther.....1911  
 Vernon, Dallas.....1910  
 Viertel, Jared.....2021  
 Viles, Jeff.....1964-65  
 Vinehage, Tony.....1996  
 Voit, Luke.....2010-11-12-13  
 Vrenick, John.....1981

**W**

Wahlig, John.....1987  
 Walker, Ben.....1994-96-97-98  
 Walters, David.....1973  
 Walters, Mike.....1971-72  
 Walters, Steve.....1971-73  
 Warner, J. D.....1982-83  
 Watchowski, Donnie.....2002  
 Watkins, Ken.....1967-68-69-70  
 Webb, Daniel.....2004  
 Weber, Mike.....1974-75  
 Weglarz, Matt.....2004-05-06  
 Welch, Matt.....2008  
 Wells, Tim.....1989-90  
 Welsh, Steve.....1991  
 West, Brandon.....1998-99  
 Wheeler, Clay.....2002-03  
 Whetstone, Ben.....2017-18-19-20-21  
 White, Jerrod.....2005-06  
 Whiteside, Chann.....1990-92  
 Whitley, Mike.....1992-93-94  
 Whitmer, Allen.....1978  
 Whitmore, Alex.....2006  
 Wilburn, Anthony.....1998  
 Wiley, Logan.....2018-19-20-21  
 Williams, Keith.....1978-79-80  
 Wilson, Chris.....1994-95  
 Wilson, Connor.....2013-14  
 Wilson, Gary.....1964-65-66-67  
 Wilson, Rick.....2002-03  
 Wimberley, Curt.....1973-74-75  
 Winkelmann, Tom.....1980  
 Winston, Randy.....1974-75  
 Wissner, Brian.....1985-86  
 Witherspoon, Nate.....2017-18-19-20  
 Wolever, Marc.....1988  
 Wood, Grant.....2020-21  
 Wood, Landen.....2021  
 Woodbury, Ben.....2007-08  
 Woodmansee, Chad.....2003-04  
 Woody, Walter.....1911  
 Worcester, John.....1997  
 Wright, Rich.....1968-69-70-71

**Y**

Yokey, Dan.....1971  
 Young, Bryan.....2014-15-16-17  
 Young, Tom.....1964  
 Younghanz, Terry.....1965

**Z**

Ziegenbein, Trey.....2020-21  
 Ziegler, Brad.....2000-01-02-03  
 Ziegler, Greg.....2020-21  
 Zientara, Randy.....1988  
 Zimmerman, Brooks.....2018-19  
 Zimmermann, Bob.....2001-02-03



## 1

Steve Hutton	1971-72
Jim Linegar	1973
Bobby McCulloch	1974-75
Keith Gutlin	1976-77
Warren Buster	1978
Billy Bunton	1982-83
Howard Bell	1984-85-86
Tim Bunton	1987-88-89-90
Chris Fears	1997
C.J. Steele	1998
Dant'e Brinkley	2000-01-02-03
Nolan Keane	2005-06-07-08
Zak Swyhart	2009-10
Derek Mattea	2011
Keenen Maddox	2012-13
Trey Hair	2014
Justin Paulsen	2015-16-17
Brooks Zimmerman	2018-19
Mason Auer	2020
Beau Stuckey	2021

## 2

Steve Cobb	1971
Gus Lombardo	1972
Gaylord Gregory	1973
Rod Towe	1974-75
Elg Huddleston	1976
Mark Garrett	1979-80-81-82
Keith Gutlin (head coach)	1983-20

## 3

Rich Wright	1971
Mark Brown	1972-73-74
Karl Loughary	1975
Gary Mitchell	1976-77-78
Jim Luntzer	1979-80-81-82
Paul Reinsch	1983
Troy Good	1984-85
Jeff Kaiser	1987-88
Bill Mueller	1990-91-92-93
Jesse Bugger	1995-96
Brandon Jackson	1997-98
Matt Gardner	1999-00-01-02
Adam Pummill	2003-04-05-06
Christian Overstreet	2007-08-09-10
Brett Marshall	2011-12
Tyler Harris	2013-14
Blake Graham	2015-16-17
Matt Lawson (assistant coach)	2018-19-20

## 4

Rickey Loyd	1971
Rod Towe	1972
Curt Wimberly	1973-74-75
Kent Holt	1976-77
Gary Dunahue	1978
Dan Gray	1979
Jeff Maynard	1980
Terry Repp	1981
Perry Keith	1982-83
Mike Pemberton	1984-85
Tim Bunton	1986
Mickey McFarland	1988
Chris Juday	1989-90
Mike Randle	1992
David Lance	1993-94
Mike Byas	1995-96-97
Kory Stout	1998-99-00
Andy Mayfield	2001
Ian Pennington	2004
Tanner Mattson	2006
Curt Courtwright	2007-08-09-10
Brent Seifert	2011-12
Cory Kay	2014-15
Logan Geha	2017-18-19-20-21

## 5

Dick Jones	1971
Daryl Klusendorf	1972
Gus Lombardo	1973
Jim Linegar	1974
Lyndall Magers	1975-76
Bobby Narron	1977-78-79-80
David Mach	1981
Rick Hardesty	1982-83
Darrin Eigenmann	1988
Brent Bartlett	1989-90
Doug Mooney	1992-93-94
Richie Smith	1997-98
Rick Wilson	2002-03
Ryan Gotcher	2004-05
Brayden Drake	2006-07-08-09

Patrick Drake	2011-12-13-14
Eduardo Castro	2015-16
Ryan Skalnik	2017-18
John Privitera	2020

## 6 (Retired in 2010)

Randy Magers	1971-72-73-74
Terry Kasper	1975-76-77
Deron Thomas	1978-79-80-81
Kevin Paulsell	1982-83
Brian Phillips	1984-85
Jim Cummins	1986-87
Pat Kelly	1988-89
Ehren Earleywine	1990
Jake Schmitz	1993-94-95-97
<b>Ryan Howard</b>	<b>1999-00</b>
Brooks Colvin	2001-02-03-04
Curtis Epperly	2005
Travis McComack	2009-10

## 7

Bill Helfrecht	1971
Rondell Miller	1972
Daryl Klusendorf	1973
Chuck Feltz	1974
Joe Bill Arnett	1976-77
Mark Bland	1978-79
Billy Bunton	1981
Howard Patton	1984-85-87
Evan Pratte	1988-89-90-91
John Knott	1992
Dave Slemmer	1994-95
Lance Burkhart	1996-97
Brandon Robertson	1998
Dan Firit	1999-00
Jeremy Isenhower	2001-02
Jeff Claybrook	2003-04-05
Ryan C. Mantle	2006-07-08
Daniel Torrente	2009
Keenen Maddox	2010-11
Joey Hawkins	2012-13-14-15
Hunter Steinmetz	2016-17-18
Collin Clayton	2019-20
Walker Jenkins	2021

## 8

Gilbert Alderson	1971
Dick Jones	1972
John Johnson	1973
Andy Newton	1974-75-76
Greg Ruble	1977
Steve Anderson	1978-79-80-81
Mike Snodgrass	1982-83-84
Jeff O'Dell	1985
John Wahlig	1987
Sean Davolt	1990-91
Todd DeBrynn	1992-93
Matt McGuire	1995
Micah Holst	1996-97-98-99
Greg Mathis	2000-01-02-03
John Findley	2004-05
Tanner Mattson	2007
Clay Murphy	2010-11-12-14
Aaron Meyer	2015-16-17
Mason Hull	2019-20-21

## 9

Jim Fishburn	1973
Gus Henry	1974
Stean Thornton	1976
Jeff Moldrawski	1977
Keith Williams	1978
Keith Champion	1979-80-81
Paul Reinsch	1982
Jim Freie	1983-84
Brian Mahaffey	1986-87-88
Bill Baird	1989
Andy Finley	1992
Dan Ladehoff	1993-94
Brad Kennedy	1995-96
Mike Collier	1998-99-00
Jacob Hilgendorf	2002-03-05-06
Josh Mazzola	2007-08
Brett Marshall	2009-10
Seth Swafford	2011
Spiker Helms	2012
Jake Powers	2014
Jake Burger	2015-16-17
Cole Hill	2021

## 10

Greg Dillard	1971
--------------	------

Calvin Armstrong	1972-73
Bob Blakley	1974
Curt Rogers	1975
Ron Snider	1976-77-78-79
Rex Jones	1980-81
J.D. Warner	1982-83
Mike Ruble	1984-85-87-88
Paul Crain	1989-90-91
Matt Auping	1992-93
Chris Curry	1995-96-97-98
Shaun Marcum	2002-03
Jeremy Neyra	2004
Matt Lawson	2005-06-07
Alex Pickett	2008
Cody Aycock	2009
Nick Petree	2011-12-13
Adam Anawalt	2014
Dylan Coleman	2016-17-18
Nick Schmidt	2019-20-21

## 11

Joe Hunter	1971-72
Steve Walters	1973
Harold Beasley	1974
David Realmuto	1975
Scott Markle	1976
Mike Royle	1977-78-79-80
Brad Macko	1981-82
Joe Faron	1984-85
Steve Meyer	1986
Terry Menown	1988-89
Jim Calhoon	1990
Jeff Sauer	1992-93-94-95
Jason Hart	1996-97-98
Chip Stratton	2000
Derek Eddie	2001-02
David Smith	2004-05
Scott Carroll	2007
Aaron Conway	2008-09-10-11
Conner Wilson	2013-14
Jeremy Eierman	2016-17-18
Hayden Juenger	2019-20-21

## 12

Roger Cromer	1971-72
Johnny McCulloch	1973-74
Charles Peats	1976
Dan Drake	1977
Larry Bowman	1978
Dave Dickensheet	1979-80-81-82
Anthony Austin	1983
Jeff Forrest	1984-85
Scott Howell	1986
Tony Floyd	1987-88
Lance McQueen	1989
Scott Simmons	1991
Derek Swisher	1993
Jon Hale	1996-97-98-99
John Gallia	2000
Mitch Espy	2001
Paul Marsala	2003-04-05-06
Tim Clubb	2007-08-09
Adam Maddox	2010
Kyle Hardy	2011
Trey Massenber	2012-13-14
Max McGuire	2018
Anthony Herron Jr.	2019-20
Cam Cratic	2021

## 13

Rod Dishman	1971-72-73
Jim Brady	1974
Tom Emery	1975-76
Steve Dunn	1977-78-79
Dave Schneider	1980-81
Steve Byers	1982-83-84
Bill Goedde	1985-86
Bobby Fassold	1988
Greg Resz	1991-92-93
Ben Walker	1994-96-97-98
Brad Ziegler	2000-01-02-03
Jud Kindle	2004
Matt Welch	2008
Kevin Medrano	2009-10-11-12
Bryan Young	2014-15-16-17
Davis Schwab	2018-19
Grant Wood	2020-21

## 14

Bobby George	1971-72
Tom Shewmaker	1973
Larry Plaster	1974-75
Chuck Feltz	1976-77

Jim Schaefer	1978-79
Jerry Logan	1980-81
Scott Middleton	1982-83
Scott Huff	1984
Duane Louthan	1985
Steve Patton	1987-88
Chad Lakin	1990-91-92-93
Kalin Sharkey	1994
Dan Ladehoff	1995
Tony Vinehage	1996
Brook Smith	1999
Robby Schweller	2000
Tony Piazza	2002-03
Kirk McConnell	2004-05
Cody Aycock	2008
Ryan Modglin	2009
Conor Smith	2011
Eric Chery	2012-13
Taylor Ross	2014
Jordan Knutson	2015-16-17
Connor Sechler	2018-19
Landen Wood	2021

## 15

Chris Peterson	1972-73-74
Kent Holt	1975
Jody Payne	1977-78-79
Mark Bailey	1980-81-82
Clayton Stamper	1983-84
Greg Brewer	1985-86
Mark Case	1987
Randy Zientara	1988
Scott Upp	1989-90
Steve Welsh	1991
Dan Kneeshaw	1992-94-95-96
Kevin Bergman	1999-00
Tim Rafferty	2003-04-05-06
Ben Carlson	2007-08-09
Tyler Paxson	2010-11
Derek Mattea	2012
Tyler Thompson	2013
Blake Graham	2014

## 16

Dan Yokeley	1971
Wade Palmer	1973
Mike Weber	1974-75
Garry Copeland	1976
Mark Mennemeier	1977
Kevin Engler	1978-79-80
Mike Day	1981
Rand Chappell	1982-83-84
Doug Sovich	1987-88-89
Steve Aldridge	1991-92-93
Tom Luthy	1996-97
Jason Crist	1998
Steve Roldan	1999
Ben Margalski	2000-01
Clay Wheeler	2002-03
Daniel Webb	2004
Zach Harris	2005
Jerrold White	2006
Kyle Paul	2007-08
Barrett Noirifalise	2010-11
Conor Smith	2012-13-14
Jake Fromson	2016-17-18
Dakota Kotowski	2019-20-21

## 17

Jim Anderson	1971
Doug Bagby	1972-73
Gaylord Gregory	1974
Bob Blakley	1975-76-77
Dale Lopinot	1978-79-80-81
Danny Harwell	1982-83
Tom Fulkerson	1984-85
Darren Garrison	1986-87-88-89
Richie Ayers	1990-91
Chris Cradick	1992-93-94
Telly Parris	1996
Charlie Hovey	1998-99
Eddie Clukies	2000-01
David Bader	2002-03
Brett Sinkbell	2004-05-06
Austin Todd	2007-08
Trevor Rogers	2009-10
Justin Tallman	2017
Jordan Fitzpatrick	2018-19
Jared Viertel	2021

## 18

Mike Walters	1971-72
Steve Brendell	1973-74



Keith Hadler.....	1975-76
Kirby Cannon.....	1977-78-79-80
Larry Shackelford.....	1981-82
Kevin Keister.....	1983-84
Stacey Burkley.....	1985-86
Dan Hickman.....	1987-88
Shawn Padgett.....	1989-90-91
Alex Lewis.....	1992-93-94
Scott Geitz.....	1995-96-97-98
Aaron Hoadley.....	2001-02-03
Jake Manning.....	2004-05
Ross Detwiler.....	2006-07
Tyler Ryon.....	2008-09-10
Jake Powers.....	2011-12
Jon Harris.....	2013-14-15
Matt Brown.....	2017-18
Logan Thomazin.....	2019-20-21

**19**

Fred Fleming.....	1971
Jan Schmidt.....	1972
Jeff Davis.....	1973
Randy Winston.....	1975
Larry Goessling.....	1977-78
Doug Smith.....	1979
Terry Burke.....	1980
Tim Blasi.....	1981-82-83-84
Matt Nowak.....	1985-86
Earnie Johnson.....	1987-88-89
Todd Davis.....	1991
Matt Gilmer.....	1994-95-96-97
Shayne Ferrier.....	1998-99
Brent Garrison.....	2000-01-02
Chris Taylor.....	2004-05-06-07
Buddy Baumann.....	2008-09
Blake Barber.....	2010-11
Danny McMurtrey.....	2012
Sam Perez.....	2014-15-16
Tyler McAlister.....	2017-18
Hayden Minton.....	2020-21

**20**

Mark Lopinot.....	1971
Robert O Toole.....	1972
Gus Strebeck.....	1973
Wade Palmer.....	1974-75-76
Steve Hyde.....	1977
Mark Mennemeier.....	1978
Terry Burke.....	1979
Keith Williams.....	1980
Brent Thomas (asst. coach).....	1981-82

**21**

Roy Mueller.....	1971
Bob Lienemann.....	1972
David Oatman.....	1973-74
Scott Baumann.....	1976-77
Tom Ulmer.....	1978-79
Tom Winkelmann.....	1980-81
Bill Selbert.....	1982-83
Rick Clarkston.....	1984-85
Bill Dawson.....	1986
Marc Wolever.....	1988
Corby Fister.....	1989-90
Ted Manvitz.....	1991
Bart Evans.....	1992
Pete Prater.....	1993-94
Brandon Shelby.....	1995-96-97
Jason Frey.....	1998-99-00
Matt Palmer.....	2001-02
Chris Krawczyk.....	2003-04-05-06
Matt Frevert.....	2007-08
J.C. Casey.....	2009-10-11
Cody Schumacher.....	2012-13-14
Matt Hall.....	2015
Jake Lochner.....	2016-17-18-19
Drake Baldwin.....	2020-21

**22 (Retired in 2004)**

<b>Bill Rowe (head coach).....</b>	<b>1964-82</b>
Alvin Hamilton.....	1983
Glenn Cummins.....	1984-85-86
Joe Lochner.....	1987-88
Scott Buchheit.....	1989-90-91
Toby Duff.....	1993
Aaron Bass.....	1996-97
Matt Hill.....	1999
Mike Bowen.....	2000-01
Brian Keating.....	2002

**23**

Eddie Pyatt.....	1971-72
David Walters.....	1973

Terry Hough.....	1974-75
Sam Miller.....	1976-77-78
Doug Provance.....	1979
Rusty Hilgenkamp.....	1981-82
Howard Quigley.....	1983-84-85
Matt Piwowarski.....	1986-87
Cory Krueger.....	1989-90-91-92
Alex Manary.....	1993-94-95
Andrew Jefferson.....	1999-00-01-02
Chad Woodmansee.....	2003-04
Kyle Dyer.....	2008-09
Beau Stoker.....	2010
Landon Jarrett.....	2011
Matt Dezort.....	2013-14-15-16
Jack Duffy.....	2017-18-19-20-21

**24**

Mick McIntyre.....	1971
Murray Jensen.....	1972-73-74
Mike Hill.....	1975-76
Tim Nieman.....	1977-79
Scott Spencer.....	1980
Todd Joerling.....	1982
Bruce Bax.....	1983-84
Mark Curtis.....	1986-87
Mark Neff.....	1988-89
Craig Sands.....	1990-91
Kelly Kruse.....	1992-93-94-95
Rob Garola.....	1996-97
Nick Kays.....	1999-00
Steve Haupt.....	2001
Ryan Brunk.....	2003
Toby Gardenhire.....	2004
D.J. Roshone.....	2005-06
Ben Woodbury.....	2007-08
Tyler Bean.....	2009-10
Koby Peebles.....	2012-13
Eric Cheray.....	2014-15
Drew Millas.....	2017-18-19
Jordan McFarland.....	2020
Jaden Rolfs.....	2021

**25**

Steve Walters.....	1971
Rick Hawks.....	1977
Allen Whitmer.....	1978
Warren Buster.....	1979
Wayne Hoffman.....	1980-81-82-83
Todd Joerling.....	1985-86
Greg Faron.....	1988-89-90-91
J.J. Scerba.....	1993-94-95-96
Dustin Tignor.....	1997-99-00
Ryan Howard.....	2001
Chad Mulholland.....	2003
Matt Weglarz.....	2004-05
Dallas Hord.....	2007-08-09
Mike Kickham.....	2010
Brock Chaffin.....	2011-12
Matt Fultz.....	2014-15-16
Joey Polak.....	2019-20
Ethan Axman.....	2021

**26**

Bill Hamlin.....	1972
Keith Champion.....	1978
Steve Mosier.....	1979-80
Dave Herbert.....	1981-82-83
Greg Johnson.....	1984
Tim Charlton.....	1985
Joe Riffel.....	1988-89
Dirk Lindauer.....	1990-91
Jason Myers.....	1993-94-95-96
Nick Kays.....	1997-98
Brian Fuess.....	1999
Bob Zimmermann.....	2001-02-03
Jesse Cornelison.....	2004-05
Aaron Meade.....	2008-09-10
Tate Matheny.....	2013-14-15
Jordan Hovey.....	2016
Trey Turner.....	2017
Sam Faith.....	2018-19
Greg Ziegler.....	2020-21

**27**

Mike Hatfield.....	1971
Gus Strebeck.....	1972
Keith Kornfeld.....	1978
T.J. Sundhausen.....	1979
Doug Provance.....	1980
Scott Bailes.....	1981
Scott Prince.....	1982-83-84-85
Jerry Oetting.....	1988-89-91-92
Steve Hacker.....	1993-94-95
Bryan Buschhorn.....	1996-97-98-99

John Rheinecker.....	2000-01
Donnie Watchowski.....	2002
Sean Toler.....	2007-08-09-10
Trey Massenber.....	2011
Dylan Becker.....	2012-13-14-15
Matt Piwowarski.....	2016
Nate Witherspoon.....	2017-18-19-20

**28**

Skip Thompson.....	1978
Jeff Maynard.....	1979
Todd Joerling.....	1983
Jeff Taylor.....	1985
Larry Doss.....	1986-87
David Senn.....	2021
Paul Evans (asst. coach).....	1989-2021

**29**

Bill Fulhorst.....	1978
Pete Faszholz.....	1979
Mike Stone.....	1982
Dan Iseminger.....	1983-84
Brian Mahaffey.....	1985
Terry Oetting.....	1989-90-91-92
Joel Sigman.....	1993
Steve Davis.....	1994-95-96
Jason Frey.....	1997
Brandon West.....	1998-99
Matt Skyles.....	2000
Derek Stratman.....	2004
Jerrold White.....	2005
Scott Carroll.....	2006
Chris Siemer.....	2008
Dan Kickham.....	2011
Tyler Burgess.....	2012-13-14
Austin Knight.....	2015-16-17-18
Peyton Carson.....	2019-20-21

**30**

Kevin Killian.....	1978
Rick Brandell.....	1981-82-83
Tim Bade.....	1984-85-86
Matt Brewer.....	1989-90-91
Brent Evans.....	1992
Ryan McCune.....	1994-95
Justin Anderson.....	1996
Mike Stewart.....	1998
Matt Skyles.....	1999
Nathan Dunn.....	2001
Derek Drage.....	2004
Jake Habsieger.....	2005
Clay Coulter.....	2006-07
Kyle Boschert.....	2008
Luke Voit.....	2010-11-12-13
Jordan Knutson.....	2014

**31**

Rick Reno.....	1985
Greg Reed.....	1987-88
Tim Sharp.....	1990
Chuck Shaffer.....	1991-92
Chris Wilson.....	1994-95
John Hardin.....	1996-98-99-00
Nathan Dunn.....	2002
Chris Playter.....	2005-07-08-09
Travis McComack.....	2011-13
Landon Ruff.....	2015-16-17-18
Forrest Barnes.....	2019-20-21

**32**

Howard Patton.....	1983
Jim Gibbs.....	1985-86-87
Jeff Rowold.....	1988-89-90-91
Mike Whitley.....	1992-93-94-95
John Worcester.....	1997
Anthony Wilburn.....	1998
Corey Lawson.....	2000-01
Dusty Davidson.....	2003-04-05
Pat Doyle.....	2007-08-09-10
Jonathan McCann.....	2011
Matt Hall.....	2013-14
John Privitera.....	2017-18-19
Blake Mozley.....	2020-21

**33**

Tim Bade.....	1983
Mike Godfrey.....	1985-86
Brian Paprota.....	1987
Tim Wells.....	1989-90
Bob Fenske.....	1991
Kevin Taylor.....	1992-93
Joe Blasingim.....	1994-95
Dustin Tignor.....	1996
Matt Cepicky.....	1997-98-99

Scott Nasby.....	2002-03-04-05
Shane Elenz.....	2006-07
Jon Barnes.....	2008-09
Spiker Helms.....	2011
Zach Merciez.....	2012-13-14-15
Ryan Dunne.....	2016
Doug Still.....	2017
Matt Russell.....	2018-19-20-21

**34**

Dale Bowling.....	1985-87-88-89
Chann Whiteside.....	1990-92
Drake Marshall.....	1993-94
Brandon Fritz.....	1995
Chris Shorter.....	1996-97
Jerry Porter.....	1998
Matt Smith.....	1999
Jason Hansen.....	2000
Jeff Gray.....	2001-02-03-04
Ross Detwiler.....	2005
Matt Frevert.....	2006
Buddy Baumann.....	2007
J.C. Casey.....	2008
Pierce Johnson.....	2010-11-12
Spencer Johnson.....	2013-14-15-16
Hunter Dame.....	2017
Javier Ramos.....	2019
Eric Loomis.....	2021

**35**

Greg Arterburn.....	1983
Brian Wissner.....	1985-86
Darrell Maus.....	1987-89
Kerry McMahon.....	1990
Hal Stone.....	1991
Billy Brent.....	1992
Jarrod Mays.....	1994-95-96
Brian Langen.....	1997
Scott McMair.....	1999-00-01-02
Justin DePriest.....	2003-04
Jake Bunten.....	2005-06
Grant Gordon.....	2010-11-12-13
Aaron Meyer.....	2014
Brad Archer.....	2015
Logan Wiley.....	2018-19-20-21

**36**

Chad Keefe.....	1994-95
Brandon Doctor.....	1996-97-98-99
Randy Saner.....	2001-02
Tony Lewis.....	2005-06
Brian Brown.....	2009
Erik Shannahan.....	2012-13
Cole Hagen.....	2014
Kolton Gonnerman.....	2017
Ty Buckner.....	2018-19-20-21

**37**

Tony Lewis.....	2004
Jake Shafer.....	2005-06-07
Brant Combs.....	2008-09
Sam Perez.....	2013

**38**

Chris Mackey.....	2005-06-07
Adam Maddox.....	2009

**40**

Derek Locascio.....	2013
Alex Jefferson.....	2014-15-16-17
Zach Gibbs.....	2018-19
Trey Ziegenbein.....	2020-21

**41**

Michael Briggs.....	2018
Ian McMahon.....	2021

**43**

Danny Rowley.....	2016-17
Ben Cruikshank.....	2019-20-21

**44**

Andy Cheray.....	2013-14-15-16
Cole Schroeder.....	2021

**45**

Ben Whetstone.....	2017-18-19-20-21
--------------------	------------------

**50**

Nick Brown.....	2015-16
Alex Moore.....	2017-19

**99**

Preston Felgate.....	2016
----------------------	------



MVC Schools	MSU Record
Bradley	70-42
DBU	17-18
Evansville	61-43
Illinois State	63-48
Indiana State	76-49
Southern Illinois	75-44
Valparaiso (Ind.)	13-1

Non-Conference Schools	MSU Record
Abilene Christian (Texas)	2-0
Air Force (Colo.)	3-1
Akron (Ohio)	1-0
Alabama	0-0
Alcorn (Miss.) State	2-0
Arizona	0-1
Arizona State	0-1
Arkansas	28-57
Arkansas State	44-28
Arkansas Tech	1-0
Arkansas-Little Rock	9-2
Augustana (Ill.)	4-0
Austin Peay (Tenn.)	6-3
Baylor (Texas)	1-3
Bellarmino (Ky.)	1-0
Belmont (Tenn.)	1-1
Benedictine (Kan.)	7-0
Bethune-Cookman (Fla.)	1-0
(CUNY) Brooklyn College	2-0
Brown (R.I.)	1-0
Cal State Fullerton	0-1
Cal State Northridge	4-1
UC Irvine	0-2
UCLA	1-1
UC Santa Barbara	0-3
Canisius (N.Y.)	2-0
Carthage (Wisc.)	6-0
Centenary (La.)	1-1
Central Arkansas	22-8
UCF	0-1
Central Methodist (Mo.)	1-0
Central Michigan	4-2
Central Missouri	30-22
Central Oklahoma	0-2
Clemson (S.C.)	1-4
Cleveland (Ohio) State	2-0

Coastal Carolina (S.C.)	1-0
College of the Ozarks (Mo.)	11-2
Colorado State	2-1
UConn	0-1
Cornell (Iowa)	4-0
Creighton (Neb.)	42-42
Culver-Stockton (Mo.)	2-0
Dayton (Ohio)	0-1
Delaware	2-0
Delta (Miss.) State	0-2
Drury (Mo.)	1-0
ECU	1-0
Eastern Illinois	25-12
Eastern Michigan	3-1
Evangel (Mo.)	32-4
Florida Southern	2-0
Fresno (Calif.) State	0-1
Georgia Tech	0-3
Gonzaga (Wash.)	0-1
Grand View (Iowa)	1-0
Harris-Stowe (Mo.)	2-0
Houston Baptist (Texas)	0-1
Idaho	2-1
Illinois	1-1
UIC	9-2
IUPUI	1-0
Iowa	40-15
Iowa State	7-6
Jackson (Miss.) State	7-0
Jacksonville (Fla.)	4-1
John Brown (Ark.)	3-1
Kansas	31-31
Kansas State	11-15
Lamar (Texas)	2-3
Lincoln (Mo.)	25-3
Lipscomb (Tenn.)	1-1
Long Beach (Calif.) State	1-1
Long Island (N.Y.)	0-1
Louisiana-Lafayette	0-2
Louisiana-Monroe	3-2
LSU	0-1
Maine	2-1
Malone (Ohio)	1-0
Marist (N.Y.)	1-1
UMBC	1-0
Massachusetts	2-2
McNeese (La.) State	1-4

Memphis (Tenn.)	7-5	Saint Louis (Mo.)	49-12
Mercer (Ga.)	2-2	Saint Mary's (Calif.)	1-0
Miami (Fla.)	1-2	Sam Houston (Texas) State	1-1
Middle Tennessee	24-10	San Diego (Calif.)	0-1
Milton (Wis.)	2-0	San Jose (Calif.) State	0-0
Minnesota	5-9	Seton Hall	1-0
Minnesota State	6-3	South Alabama	1-1
Ole Miss	3-1	South Dakota	3-0
Mississippi State	0-1	South Dakota State	3-3
Missouri	30-29	Southeast Missouri	67-40
Missouri Baptist	12-1	Southeastern Louisiana	3-0
Missouri Southern	48-13	SIU Edwardsville	26-20
Missouri S&T	51-15	Southern Miss	6-16
Missouri-St. Louis	19-11	Southern (La.)	1-3
Missouri Valley	2-0	Southwest Baptist (Mo.)	54-6
Missouri Western	21-6	Stephen F. Austin (Texas) State	3-0
Morningside (Iowa)	3-1	Stetson (Fla.)	2-3
Murray (Ky.) State	5-1	Stony Brook (N.Y.)	1-1
Nebraska	5-6	Tarkio (Mo.)	1-0
Nebraska-Omaha	3-1	Tarleton (Texas) State	0-1
Nevada	1-2	UT Martin	8-3
New Haven (Conn.)	0-1	Tennessee Tech	1-3
New Mexico	10-14	Texas A&M	1-0
New Mexico State	2-1	UT Arlington	9-9
New Orleans (La.)	3-1	TCU	2-2
Nicholls (La.) State	7-3	UTSA	1-1
UNC Greensboro	1-0	Texas Southern	2-0
North Dakota State	5-1	Texas State	2-1
North Dakota	11-1	Texas Tech	2-2
North Texas	2-0	Toledo (Ohio)	3-1-1
Northern Arizona	1-0	Truman State (Mo.)	7-11
Northern Colorado	3-0	Tulane (La.)	0-1
Northern Illinois	5-0	Tulsa (Okla.)	7-9
UNI	70-21	Utah	1-3
Northwestern (La.) State	7-3	Walsh (Ohio)	2-0
Northwestern (Ill.)	4-0	Washington (Mo.)	2-1
Northwest Missouri State	18-11	Washington	0-1
Notre Dame (Ind.)	1-3	Washington State	1-0
Ohio State	3-0	Wayne (Neb.) State	2-0
Ohio Wesleyan	1-0	Western Illinois	28-5
Oklahoma	2-5	Western Kentucky	1-1
Oklahoma Christian	1-0	Wheaton (Ill.)	0-2
Oklahoma City (Okla.)	1-7	Wichita (Kan.) State	46-67
Oklahoma State	9-17	William Jewell (Mo.)	3-2
Oral Roberts (Okla.)	28-32	William Penn (Iowa)	4-0
Oregon State	2-5	Wisconsin	3-1
Pepperdine (Calif.)	1-1	Wisconsin-LaCrosse	2-0
Pittsburg (Kan.) State	16-14	Wisconsin-Milwaukee	1-0
Purdue (Ind.)	0-3	Wooster (Ohio)	1-0
Rhode Island	1-0	Wright (Ohio) State	4-4
Rice (Texas)	1-7	Wyoming	1-1
Rockhurst (Mo.)	14-5	Xavier (Ohio)	1-0
St. John's (N.Y.)	0-1	Youngstown (Ohio) State	2-0
Saint Joseph's (Pa.)	0-1		





**Ablene Christian (2-0)**

<b>Home: 0-0</b>	<b>Away: 1-0</b>	<b>Neutral: 1-0</b>
2/28/14	Ablene, Texas	W, 12-0
3/7/14	Arlington, Texas	W, 12-4

**Air Force (3-1)**

<b>Home: 0-0</b>	<b>Away: 0-0</b>	<b>Neutral: 3-1</b>
2/17/02	Arlington, Texas	W, 17-4
2/18/11	San Marcos, Texas	L, 2-7
5/4/12	Lawrence, Kan.	W, 7-0
5/5/12	Lawrence, Kan.	W, 11-3

**Akron (1-0)**

<b>Home: 0-0</b>	<b>Away: 0-0</b>	<b>Neutral: 1-0</b>
5/11/90	+Chicago	W, 5-4

**Alcorn State (2-0)**

<b>Home: 0-0</b>	<b>Away: 0-0</b>	<b>Neutral: 2-0</b>
2/22/13	Hattiesburg, Miss.	W, 8-1
2/27/16	Clarksville, Tenn.	W, 13-1

**Arizona (0-1)**

<b>Home: 0-0</b>	<b>Away: 0-0</b>	<b>Neutral: 0-1</b>
3/18/93	Fresno, Calif.	L, 0-11

**Arizona State (0-1)**

<b>Home: 0-0</b>	<b>Away: 0-1</b>	<b>Neutral: 0-0</b>
5/22/87	^Tempe, Ariz.	L, 5-9

**Arkansas (28-57)**

<b>Home: 13-22</b>	<b>Away: 14-35</b>	<b>Neutral: 1-0</b>
3/26/66	Fayetteville, Ark.	L, 5-7
4/4/67	Fayetteville, Ark.	L, 1-4
4/4/67	Fayetteville, Ark.	L, 7-8
4/22/67	Springfield	W, 6-5
4/22/67	Springfield	W, 4-3
5/6/68	Fayetteville, Ark.	L, 9-12
5/6/69	Fayetteville, Ark.	L, 2-3
5/6/69	Fayetteville, Ark.	W, 2-0
4/18/70	Springfield	L, 4-6
4/13/71	Fayetteville, Ark.	L, 5-6
4/13/71	Fayetteville, Ark.	W, 3-2
4/18/72	Springfield	W, 7-2
4/18/72	Springfield	L, 7-8
4/11/73	Fayetteville, Ark.	L, 5-7
4/11/73	Fayetteville, Ark.	L, 4-13
4/9/74	Springfield	L, 5-9
4/9/74	Springfield	L, 8-10
4/8/75	Fayetteville, Ark.	W, 8-7
4/8/75	Fayetteville, Ark.	W, 7-4

4/6/76	Springfield	L, 3-11
4/6/76	Springfield	L, 5-8
4/5/77	Fayetteville, Ark.	L, 3-4
4/5/77	Fayetteville, Ark.	L, 3-6
4/5/78	Springfield	W, 15-4
4/5/78	Springfield	L, 2-3
4/3/79	Fayetteville, Ark.	L, 1-5
4/3/79	Fayetteville, Ark.	L, 3-4
4/27/81	Springfield	L, 4-6
4/27/81	Springfield	W, 4-3
4/20/82	Fayetteville, Ark.	L, 8-9
4/20/82	Fayetteville, Ark.	L, 2-6
4/19/83	Springfield	L, 3-6
4/19/83	Springfield	W, 3-2
4/17/84	Fayetteville, Ark.	L, 5-9
4/17/84	Fayetteville, Ark.	L, 1-5
4/16/85	Fayetteville, Ark.	L, 5-6
4/8/86	Fayetteville, Ark.	L, 2-6
5/10/88	Springfield	W, 9-5
3/2/90	Fayetteville, Ark.	L, 11-12
4/18/90	Springfield	L, 2-7
4/24/91	Fayetteville, Ark.	L, 0-1
4/30/91	Springfield	W, 6-4
3/4/92	Fayetteville, Ark.	L, 8-15
4/30/92	Springfield	L, 10-12
3/24/93	Fayetteville, Ark.	L, 4-8
4/28/93	Springfield	W, 11-10
4/19/94	Springfield	L, 7-16
2/21/96	Springfield	L, 0-6
2/24/98	Fayetteville, Ark.	W, 4-2
3/2/99	Springfield	W, 9-3
5/29/99	*Fayetteville, Ark.	W, 9-8
5/2/00	Fayetteville, Ark.	L, 2-7
4/3/01	Springfield	W, 10-9
2/16/02	Arlington, Texas	W, 3-2
3/5/02	Fayetteville, Ark.	L, 1-10
4/3/02	Springfield	L, 4-7
5/1/02	Fayetteville, Ark.	W, 10-7
3/25/03	Fayetteville, Ark.	L, 4-5
4/6/04	Fayetteville, Ark.	W, 6-5
4/13/05	Fayetteville, Ark.	L, 5-14
4/19/05	Springfield	L, 4-9
4/4/06	Fayetteville, Ark.	W, 10-5
4/11/06	Springfield	W, 4-2
4/11/07	Fayetteville, Ark.	L, 0-2
4/18/07	Springfield	L, 2-16
4/1/08	Springfield	L, 6-7
4/30/08	Fayetteville, Ark.	L, 6-14
3/25/09	Fayetteville, Ark.	L, 0-10

3/31/09	Springfield	L, 0-2
4/28/10	Fayetteville, Ark.	L, 4-5
4/12/11	Springfield	L, 1-2
4/30/13	Fayetteville, Ark.	L, 3-6
4/29/14	Springfield	L, 1-4
3/31/15	Fayetteville, Ark.	W, 2-0
6/5/15	*Fayetteville, Ark.	L, 4-18
6/6/15	*Fayetteville, Ark.	W, 3-1
6/7/15	*Fayetteville, Ark.	L, 2-3
5/3/16	Springfield	W, 14-6
5/17/16	Fayetteville, Ark.	W, 8-2
4/11/17	Springfield	L, 4-12
6/3/17	*Fayetteville, Ark.	W, 5-4
6/4/17	*Fayetteville, Ark.	L, 10-11
6/5/17	*Fayetteville, Ark.	W, 3-2
4/17/18	Fayetteville, Ark.	L, 7-11
3/26/19	Springfield	L, 2-8

**Arkansas State (44-28)**

<b>Home: 21-9</b>	<b>Away: 21-18</b>	<b>Neutral: 2-1</b>
3/14/64	Jonesboro, Ark.	L, 3-5
3/14/64	Jonesboro, Ark.	L, 3-16
4/25/64	Springfield	L, 2-3
4/25/64	Springfield	W, 2-0
4/10/82	Jonesboro, Ark.	W, 4-2
4/10/82	Jonesboro, Ark.	W, 4-2
3/3/90	Springfield	W, 4-0
3/3/90	Springfield	W, 11-0
4/5/90	Jonesboro, Ark.	W, 6-0
4/5/90	Jonesboro, Ark.	W, 7-2
5/1/91	Jonesboro, Ark.	W, 7-0
5/1/91	Jonesboro, Ark.	W, 20-0
3/7/92	Springfield	L, 0-1
3/8/92	Springfield	W, 8-5
4/29/92	Jonesboro, Ark.	W, 9-0
4/29/92	Jonesboro, Ark.	W, 6-5
3/31/93	Jonesboro, Ark.	L, 4-6
3/31/93	Jonesboro, Ark.	W, 4-0
4/6/93	Springfield	W, 9-4
4/6/93	Springfield	W, 10-8
4/5/94	Springfield	L, 0-7
4/20/94	Jonesboro, Ark.	L, 5-8
4/20/94	Jonesboro, Ark.	L, 5-7
3/15/95	Springfield	W, 2-1
4/26/95	Jonesboro, Ark.	W, 6-1
2/18/96	Arlington, Texas	L, 5-6
4/10/96	Springfield	W, 9-4
4/16/96	Jonesboro, Ark.	L, 2-4
3/26/97	Jonesboro, Ark.	L, 0-3
3/26/97	Jonesboro, Ark.	L, 3-7
5/11/99	Springfield	W, 20-11
3/22/00	Springfield	L, 4-12
4/5/00	Jonesboro, Ark.	W, 7-2
2/18/01	Arlington, Texas	W, 2-1
3/3/01	Jonesboro, Ark.	L, 1-2
3/4/01	Springfield	W, 7-1
3/27/02	Jonesboro, Ark.	W, 10-3
5/8/02	Springfield	W, 8-4
2/14/03	Arlington, Texas	W, 6-3
3/14/03	Jonesboro, Ark.	W, 9-2
3/15/03	Jonesboro, Ark.	W, 13-12
3/16/03	Jonesboro, Ark.	L, 2-6
5/18/04	Springfield	L, 3-14
5/19/04	Springfield	L, 4-6
3/16/05	Jonesboro, Ark.	L, 3-6
3/10/06	Springfield	W, 16-7
3/11/06	Springfield	W, 14-0
3/12/06	Springfield	L, 3-13
3/20/07	Jonesboro, Ark.	W, 5-0
3/21/07	Jonesboro, Ark.	W, 12-4
3/19/08	Springfield	W, 9-4
4/14/09	Jonesboro, Ark.	W, 4-3
4/15/09	Jonesboro, Ark.	W, 14-2
3/16/10	Springfield	W, 2-1
3/17/10	Springfield	L, 4-5
3/9/11	Jonesboro, Ark.	L, 5-6
4/3/12	Springfield	W, 5-2
4/4/12	Springfield	W, 12-5
3/12/13	Jonesboro, Ark.	W, 6-2
3/13/13	Jonesboro, Ark.	L, 5-7
3/26/14	Springfield	W, 5-4
3/11/15	Jonesboro, Ark.	W, 6-3
3/22/16	Springfield	W, 15-11
3/11/17	Jonesboro, Ark.	W, 13-0
3/9/18	Springfield	W, 12-4
3/10/18	Springfield	L, 1-4
3/11/18	Springfield	W, 5-4
3/8/19	Jonesboro, Ark.	L, 2-14

3/10/19	Jonesboro, Ark.	L, 4-16
3/10/19	Jonesboro, Ark.	L, 4-6
3/9/21	Jonesboro, Ark.	L, 2-10
3/10/21	Jonesboro, Ark.	L, 3-7

**Arkansas Tech (1-0)**

<b>Home: 1-0</b>	<b>Away: 0-0</b>	<b>Neutral: 0-0</b>
2/23/00	Springfield	W, 25-14

**Arkansas-Little Rock (9-2)**

<b>Home: 4-0</b>	<b>Away: 2-2</b>	<b>Neutral: 3-0</b>
3/28/87	Springfield	W, 5-2
2/20/04	Arlington, Texas	W, 13-5
2/27/07	Little Rock, Ark.	L, 5-8
3/13/07	Springfield	W, 6-5
3/19/07	Little Rock, Ark.	W, 11-7
2/24/08	Arlington, Texas	W, 14-8
4/15/08	Little Rock, Ark.	W, 9-5
4/7/09	Springfield	W, 10-2
4/30/14	Little Rock, Ark.	L, 6-10
2/21/15	Grand Prairie, Texas	W, 17-4
3/17/15	Springfield	W, 10-3

**Austin Peay (6-3)**

<b>Home: 3-0</b>	<b>Away: 3-2</b>	<b>Neutral: 0-1</b>
5/1/76	Edwardsville, Ill.	L, 1-18
3/17/90	Clarksville, Tenn.	L, 2-4
3/17/90	Clarksville, Tenn.	W, 5-3
3/18/90	Clarksville, Tenn.	L, 3-5
3/14/91	Springfield	W, 5-1
3/14/91	Springfield	W, 7-3
3/15/91	Springfield	W, 12-6
2/28/16	Clarksville, Tenn.	W, 11-4
2/20/20	Clarksville, Tenn.	W, 4-1

**Augustana (4-0)**

<b>Home: 4-0</b>	<b>Away: 0-0</b>	<b>Neutral: 0-0</b>
3/30/68	Springfield	W, 8-3
3/30/68	Springfield	W, 10-9
4/7/71	Springfield	W, 1-0
4/7/71	Springfield	W, 7-6

**Baylor (1-3)**

<b>Home: 0-0</b>	<b>Away: 1-2</b>	<b>Neutral: 0-1</b>
2/16/96	Arlington, Texas	L, 5-6
3/16/99	Waco, Texas	L, 6-17
3/17/99	Waco, Texas	L, 5-6
3/28/01	Waco, Texas	W, 3-2

**Bellarmino (1-0)**

<b>Home: 0-0</b>	<b>Away: 0-0</b>	<b>Neutral: 1-0</b>
3/26/88	DeLand, Fla.	W, 9-1

**Belmont (1-1)**

<b>Home: 0-0</b>	<b>Away: 1-1</b>	<b>Neutral: 0-0</b>
2/24/17	Nashville, Tenn.	W, 7-5
2/21/20	Nashville, Tenn.	L, 0-1

**Benedictine (Kan.) (7-0)**


<b>Home: 7-0</b>	<b>Away: 0-0</b>	<b>Neutral: 0-0</b>
3/7/88	Springfield	W, 37-0
3/8/88	Springfield	W, 4-1
4/30/89	Springfield	W, 10-0
4/30/89	Springfield	W, 9-1
4/7/90	Springfield	W, 7-2
4/7/90	Springfield	W, 5-0
4/26/91	Springfield	W, 15-4

**Bethune-Cookman (1-0)**

<b>Home: 0-0</b>	<b>Away: 0-0</b>	<b>Neutral: 1-0</b>
3/22/88	DeLand, Fla.	W, 9-6

**Bradley (70-42)**


<b>Home: 38-17</b>	<b>Away: 23-22</b>	<b>Neutral: 9-3</b>
3/23/82	Albuquerque, N.M.	W, 7-3
4/27/91	Springfield	W, 9-2
4/27/91	Springfield	W, 6-2
4/28/91	Springfield	W, 13-6
4/28/91	Springfield	W, 8-3
5/15/91	+Wichita, Kan.	L, 4-10
4/25/92	Peoria, Ill.	L, 0-3
4/25/92	Peoria, Ill.	W, 2-1
4/26/92	Peoria, Ill.	W, 7-3
4/3/93	Springfield	L, 7-8
4/3/93	Springfield	L, 3-5
5/7/94	Peoria, Ill.	L, 1-4
5/7/94	Peoria, Ill.	W, 14-0



**Dave Dickensheet**



5/8/94	Peoria, Ill.	W, 9-4	4/1/17	Springfield	W, 13-3	2/27/19	Springfield	W, 15-3	4/10/71	Springfield	L, 2-3
5/12/95	Springfield	W, 17-6	4/2/17	Springfield	W, 9-2	2/14/20	Conway, Ark.	W, 1-0	4/8/72	Warrensburg, Mo.	W, 6-0
5/13/95	Springfield	W, 8-3	4/27/18	Peoria, Ill.	W, 5-4	2/15/20	Conway, Ark.	W, 6-2	4/8/72	Warrensburg, Mo.	W, 2-1
5/13/95	Springfield	L, 3-4	4/28/18	Peoria, Ill.	L, 0-2	2/16/20	Conway, Ark.	L, 2-5	4/14/73	Springfield	L, 2-4
5/14/95	Springfield	L, 10-14	4/29/18	Peoria, Ill.	W, 13-2	2/26/21	Springfield	W, 6-1	4/14/73	Springfield	W, 5-4
3/30/96	Peoria, Ill.	L, 1-4	4/26/19	Springfield	L, 9-10	2/27/21	Springfield	L, 2-5	4/13/74	Warrensburg, Mo.	W, 5-0
3/30/96	Peoria, Ill.	W, 7-6	4/27/19	Springfield	L, 9-16	2/28/21	Springfield	W, 12-2	4/13/74	Warrensburg, Mo.	L, 2-6
3/31/96	Peoria, Ill.	L, 1-2	4/28/19	Springfield	L, 5-6	3/7/21	Conway, Ark.	W, 15-9	4/18/75	Springfield	L, 15-20
3/31/96	Peoria, Ill.	L, 2-3	4/1/21	Springfield	W, 5-4						
5/15/96	+Wichita, Kan.	W, 21-5	4/2/21	Springfield	L, 1-10						
5/18/96	+Wichita, Kan.	L, 10-11	4/2/21	Springfield	W, 4-3						
5/18/96	+Wichita, Kan.	W, 13-6	4/3/21	Springfield	L, 7-10						
4/19/97	Springfield	W, 6-3	<b>CUNY Brooklyn (2-0)</b>								
4/19/97	Springfield	L, 5-10	Home: 0-0	Away: 0-0	Neutral: 2-0						
4/20/97	Springfield	W, 11-4	3/23/88	DeLand, Fla.	W, 9-3						
4/20/97	Springfield	W, 15-3	3/25/88	DeLand, Fla.	W, 4-3						
5/2/98	Peoria, Ill.	W, 8-4	<b>Brown (1-0)</b>								
5/2/98	Peoria, Ill.	W, 10-8	Home: 0-0	Away: 0-0	Neutral: 1-0						
5/3/98	Peoria, Ill.	L, 1-2	3/24/89	Orlando, Fla.	W, 2-0						
5/3/98	Peoria, Ill.	W, 10-3	<b>Cal State Fullerton (0-1)</b>								
3/27/99	Springfield	W, 6-4	Home: 0-0	Away: 0-0	Neutral: 0-1						
3/27/99	Springfield	W, 23-4	2/22/19	San Diego, Calif.	L, 0-7						
3/28/99	Springfield	W, 5-4	<b>Cal State Northridge (4-1)</b>								
3/28/99	Springfield	L, 4-5	Home: 4-1	Away: 0-0	Neutral: 0-0						
5/20/99	+Wichita, Kan.	W, 10-9	6/3/70	*Springfield	W, 6-2						
4/8/00	Peoria, Ill.	L, 3-5	6/4/70	*Springfield	L, 1-6						
4/8/00	Peoria, Ill.	L, 4-7	3/23/18	Springfield	W, 3-2						
4/9/00	Peoria, Ill.	L, 2-3	3/24/18	Springfield	W, 5-0						
4/9/00	Peoria, Ill.	W, 13-3	3/25/18	Springfield	W, 8-2						
4/14/01	Springfield	W, 14-3	<b>UCLA (1-1)</b>								
4/14/01	Springfield	W, 6-5	Home: 0-0	Away: 0-0	Neutral: 1-1						
4/15/01	Springfield	W, 8-7	5/24/96	*Austin, Texas	W, 13-2						
4/15/01	Springfield	L, 12-19	5/25/96	*Austin, Texas	L, 4-9						
4/19/02	Peoria, Ill.	W, 6-3	<b>UC Santa Barbara (0-3)</b>								
4/20/02	Peoria, Ill.	L, 4-13	Home: 0-0	Away: 0-3	Neutral: 0-0						
4/20/02	Peoria, Ill.	W, 17-7	3/22/19	Santa Barbara, Calif.	L, 3-7						
4/21/02	Peoria, Ill.	L, 5-10	3/23/19	Santa Barbara, Calif.	L, 3-5						
4/5/03	Springfield	L, 6-7	3/24/19	Santa Barbara, Calif.	L, 1-11						
4/5/03	Springfield	W, 9-4	<b>Canisius (2-0)</b>								
4/16/04	Peoria, Ill.	L, 4-5	Home: 1-0	Away: 0-0	Neutral: 1-0						
4/17/04	Peoria, Ill.	W, 7-2	3/25/89	Baseball City, Fla.	W, 14-4						
4/17/04	Peoria, Ill.	W, 12-1	5/30/15	*Springfield	W, 14-1						
4/18/04	Peoria, Ill.	L, 9-11	<b>Carthage (6-0)</b>								
4/1/05	Springfield	W, 9-1	Home: 6-0	Away: 0-0	Neutral: 0-0						
4/2/05	Springfield	W, 5-4	4/2/66	Springfield	W, 4-1						
4/3/05	Springfield	L, 5-10	4/2/66	Springfield	W, 8-0						
4/28/06	Peoria, Ill.	W, 4-0	3/25/66	Springfield	W, 5-4						
4/30/06	Peoria, Ill.	W, 6-0	3/25/66	Springfield	W, 13-6						
5/26/06	+Wichita, Kan.	W, 8-3	4/15/68	Springfield	W, 14-11						
4/6/07	Springfield	W, 9-3	4/15/68	Springfield	W, 2-0						
4/7/07	Springfield	W, 3-1	<b>Centenary (La.) (1-0)</b>								
4/8/07	Springfield	L, 8-9	Home: 0-0	Away: 0-1	Neutral: 1-0						
5/25/07	+Springfield	L, 3-8	3/29/71	Shreveport, La.	L, 3-4						
4/19/08	Peoria, Ill.	W, 12-2	2/27/98	Natchitoches, La.	W, 7-6						
4/19/08	Peoria, Ill.	L, 6-9	<b>Central Arkansas (22-8)</b>								
4/20/08	Peoria, Ill.	W, 12-6	Home: 9-2	Away: 11-5	Neutral: 2-1						
3/20/09	Springfield	W, 8-3	2/28/08	Conway, Ark.	L, 2-7						
3/21/09	Springfield	W, 15-3	2/29/08	Conway, Ark.	W, 11-5						
3/22/09	Springfield	W, 9-2	3/1/08	Conway, Ark.	W, 15-4						
4/9/10	Peoria, Ill.	L, 0-7	3/2/08	Conway, Ark.	L, 4-15						
4/10/10	Peoria, Ill.	L, 4-6	3/4/09	Springfield	L, 3-4						
4/11/10	Peoria, Ill.	L, 8-9	3/23/10	Springfield	W, 14-5						
5/13/11	Springfield	W, 5-4	3/24/10	Springfield	W, 4-2						
5/14/11	Springfield	W, 2-1	2/14/14	Conway, Ark.	W, 11-5						
5/15/11	Springfield	W, 7-4	2/15/14	Conway, Ark.	W, 6-4						
4/6/12	Peoria, Ill.	L, 1-2	2/16/14	Conway, Ark.	L, 4-6						
4/7/12	Peoria, Ill.	W, 12-2	2/27/15	Natchitoches, La.	W, 6-4						
4/8/12	Peoria, Ill.	L, 3-4	2/28/15	Natchitoches, La.	W, 10-1						
5/22/12	+Springfield	L, 3-5	3/1/15	Natchitoches, La.	L, 4-6						
5/24/12	+Springfield	W, 11-8	2/19/16	Conway, Ark.	W, 12-1						
4/19/13	Springfield	W, 5-2	2/20/16	Conway, Ark.	W, 6-5						
4/20/13	Springfield	W, 12-2	2/20/16	Conway, Ark.	W, 10-6						
4/21/13	Springfield	W, 6-2	3/3/17	Springfield	W, 5-0						
4/11/14	Peoria, Ill.	W, 6-5	3/4/17	Springfield	W, 5-3						
4/12/14	Peoria, Ill.	L, 5-6	3/5/17	Springfield	W, 4-0						
4/12/14	Peoria, Ill.	W, 7-2	2/25/18	Conway, Ark.	L, 0-1						
5/22/14	+Terre Haute, Ind.	W, 7-2	2/25/18	Conway, Ark.	W, 5-2						
5/14/15	Springfield	W, 2-0	2/26/19	Springfield	W, 9-7						
5/15/15	Springfield	W, 9-2									
5/16/15	Springfield	W, 9-4									
5/24/15	+Wichita, Kan.	W, 5-2									
4/8/16	Peoria, Ill.	W, 8-3									
4/9/16	Peoria, Ill.	L, 1-2									
5/26/16	+Terre Haute, Ind.	L, 0-10									
5/27/16	+Terre Haute, Ind.	W, 13-3									
5/28/16	+Terre Haute, Ind.	W, 3-2									
3/31/17	Springfield	W, 5-3									





**Cleveland State (2-0)**

Home: 0-0    Away: 0-0    Neutral: 2-0  
 5/5/84    +Chicago    W, 11-5  
 5/13/89    +Chicago    W, 6-3

**Coastal Carolina (1-0)**

Home: 0-0    Away: 0-0    Neutral: 1-0  
 5/30/03    ^Lincoln, Neb.    W, 8-3

**College of the Ozarks (11-2)**

Home: 7-2    Away: 4-0    Neutral: 0-0  
 5/9/72    Springfield    W, 9-1  
 5/9/72    Springfield    L, 4-7  
 3/16/73    Springfield    W, 14-2  
 3/16/73    Springfield    W, 9-2  
 5/10/73    Branson, Mo.    W, 7-1  
 5/10/73    Branson, Mo.    W, 9-2  
 3/27/74    Springfield    W, 3-0  
 3/27/74    Springfield    W, 11-2  
 4/25/74    Branson, Mo.    W, 20-1  
 4/25/74    Branson, Mo.    W, 3-2  
 5/10/83    Springfield    W, 11-3  
 5/10/83    Springfield    W, 10-0  
 4/18/85    Springfield    L, 2-7

**Colorado State (2-1)**

Home: 0-1    Away: 0-0    Neutral: 2-0  
 3/17/87    Albuquerque, N.M.    W, 9-4  
 3/19/87    Albuquerque, N.M.    W, 15-4  
 3/16/92    Springfield    L, 3-8

**UConn (0-1)**

Home: 0-0    Away: 0-0    Neutral: 0-1  
 2/26/16    Clarksville, Tenn.    L, 4-12

**Cornell (Iowa) (4-0)**

Home: 4-0    Away: 0-0    Neutral: 0-0  
 3/24/75    Springfield    W, 17-2  
 3/24/75    Springfield    W, 5-4  
 3/23/76    Springfield    W, 14-0  
 3/23/76    Springfield    W, 7-3

**Creighton (42-42)**

Home: 21-15    Away: 16-24    Neutral: 5-3  
 4/20/91    Omaha, Neb.    L, 1-7  
 4/20/91    Omaha, Neb.    L, 3-5  
 4/21/91    Omaha, Neb.    L, 3-4  
 4/21/91    Omaha, Neb.    L, 3-8

5/8/92    Springfield    L, 3-11  
 5/9/92    Springfield    L, 5-6  
 5/10/92    Springfield    W, 10-5  
 4/17/93    Omaha, Neb.    W, 9-1  
 4/17/93    Omaha, Neb.    W, 8-6  
 4/18/93    Omaha, Neb.    L, 2-4  
 5/19/93    +Wichita, Kan.    L, 3-8  
 5/13/94    Springfield    W, 8-5  
 5/14/94    Springfield    W, 7-6  
 5/14/94    Springfield    L, 7-10  
 5/6/95    Omaha, Neb.    L, 4-5  
 5/6/95    Omaha, Neb.    W, 5-2  
 5/7/95    Omaha, Neb.    L, 0-4  
 5/19/95    +Springfield, Ill.    W, 7-5  
 5/20/95    +Springfield, Ill.    W, 3-2  
 3/23/96    Springfield    W, 11-10  
 3/23/96    Springfield    W, 14-9  
 3/24/96    Springfield    W, 5-4  
 4/17/98    Springfield    W, 1-0  
 4/17/98    Springfield    W, 3-1  
 4/18/98    Springfield    L, 3-6  
 4/18/98    Springfield    L, 6-8  
 4/17/99    Omaha, Neb.    L, 4-11  
 4/17/99    Omaha, Neb.    L, 4-5  
 4/18/99    Omaha, Neb.    W, 8-1  
 4/18/99    Omaha, Neb.    L, 1-4  
 5/21/99    +Wichita, Kan.    L, 2-11  
 4/21/00    Springfield    L, 4-8  
 4/22/00    Springfield    W, 12-3  
 4/22/00    Springfield    W, 5-4  
 4/23/00    Springfield    L, 0-12  
 5/5/01    Omaha, Neb.    W, 8-4  
 5/5/01    Omaha, Neb.    W, 12-0  
 5/6/01    Omaha, Neb.    W, 7-3  
 5/6/01    Omaha, Neb.    W, 10-4  
 4/26/02    Springfield    L, 3-5  
 4/27/02    Springfield    W, 2-0  
 4/27/02    Springfield    L, 6-7  
 4/28/02    Springfield    W, 12-10  
 3/28/03    Omaha, Neb.    L, 2-3  
 3/29/03    Omaha, Neb.    L, 3-4  
 3/29/03    Omaha, Neb.    W, 11-1  
 3/30/03    Omaha, Neb.    W, 4-2  
 5/21/03    +Wichita, Kan.    W, 5-1  
 3/26/04    Springfield    L, 0-2  
 3/27/04    Springfield    W, 5-0  
 3/27/04    Springfield    L, 2-3



4/8/05    Omaha, Neb.    L, 2-6  
 4/9/05    Omaha, Neb.    L, 6-7  
 4/10/05    Omaha, Neb.    L, 0-7  
 5/5/06    Springfield    L, 6-10  
 5/6/06    Springfield    L, 0-10  
 5/7/06    Springfield    W, 8-3  
 5/25/06    +Wichita, Kan.    W, 3-1  
 5/17/07    Omaha, Neb.    L, 0-1  
 5/18/07    Omaha, Neb.    L, 2-3  
 5/19/07    Omaha, Neb.    W, 4-3  
 3/21/08    Springfield    W, 9-8  
 3/22/08    Springfield    W, 16-3  
 3/23/08    Springfield    L, 4-8  
 5/22/08    +Wichita, Kan.    W, 9-5  
 5/8/09    Omaha, Neb.    W, 6-5  
 5/9/09    Omaha, Neb.    W, 10-7  
 5/10/09    Omaha, Neb.    W, 8-3  
 5/22/09    +Wichita, Kan.    L, 6-7  
 4/23/10    Springfield    L, 2-8  
 4/25/10    Springfield    W, 5-4  
 4/25/10    Springfield    W, 6-5  
 5/19/11    Omaha, Neb.    L, 2-3  
 5/20/11    Omaha, Neb.    L, 1-3  
 5/21/11    Omaha, Neb.    L, 1-3  
 5/25/11    +Omaha, Neb.    W, 10-3  
 5/26/11    +Omaha, Neb.    L, 5-6  
 5/27/11    +Omaha, Neb.    L, 3-4  
 3/23/12    Springfield    W, 3-0  
 3/24/12    Springfield    W, 7-0  
 3/25/12    Springfield    W, 5-3  
 5/16/13    Omaha, Neb.    L, 3-4  
 5/17/13    Omaha, Neb.    W, 3-2  
 5/18/13    Omaha, Neb.    L, 3-6

3/15/14    Springfield    L, 0-1  
 5/2/14    Dallas    L, 5-6  
 5/3/14    Dallas    L, 0-1  
 5/4/14    Dallas    W, 10-5  
 5/20/14    +Terre Haute, Ind.    L, 2-3  
 5/23/14    +Terre Haute, Ind.    W, 5-3  
 5/23/14    +Terre Haute, Ind.    L, 4-9  
 4/2/15    Springfield    W, 5-4  
 4/3/15    Springfield    W, 4-3  
 4/4/15    Springfield    L, 4-5  
 5/13/16    Dallas    L, 5-9  
 5/14/16    Dallas    L, 2-7  
 5/15/16    Dallas    W, 5-3  
 5/28/16    +Terre Haute, Ind.    L, 3-4  
 4/7/17    Springfield    W, 5-1  
 4/8/17    Springfield    W, 11-8  
 4/9/17    Springfield    W, 7-3  
 5/17/18    Dallas    W, 9-5  
 5/18/18    Dallas    L, 2-12  
 5/19/18    Dallas    W, 10-4  
 5/27/18    +Dallas    W, 7-6  
 5/2/19    Springfield    L, 1-6  
 5/4/19    Springfield    W, 4-3  
 5/4/19    Springfield    W, 6-0  
 5/22/19    +Normal, Ill.    L, 0-1



**Dayton (0-1)**  
 Home: 0-0    Away: 0-0    Neutral: 0-1  
 3/12/93    St. Louis    L, 7-11

**Delaware (2-0)**  
 Home: 0-0    Away: 0-0    Neutral: 2-0  
 3/28/83    Albuquerque, N.M.    W, 10-8  
 3/29/83    Albuquerque, N.M.    W, 11-7

**Delta State (0-2)**  
 Home: 0-0    Away: 0-0    Neutral: 0-2  
 5/25/78    ^Springfield, Ill.    L, 2-12  
 5/23/82    ^Riverside, Calif.    L, 5-7

**Drury (1-0)**  
 Home: 1-0    Away: 0-0    Neutral: 0-0  
 4/6/21    Springfield    W, 9-8

**East Carolina (1-0)**  
 Home: 0-0    Away: 1-0    Neutral: 0-0  
 3/3/18    Greenville, N.C.    W, 7-4

**Eastern Illinois (25-12)**  
 Home: 5-6    Away: 12-1    Neutral: 8-5  
 5/27/78    ^Springfield, Ill.    L, 11-21



3/29/84	Springfield	L, 10-15
3/30/84	Springfield	L, 8-12
3/30/84	Springfield	W, 6-5
5/4/84	+Chicago	L, 3-5
5/6/84	+Chicago	W, 1-0
5/11/85	Charleston, Ill.	W, 4-2
5/12/85	Charleston, Ill.	W, 3-2
4/12/86	Charleston, Ill.	W, 3-1
4/12/86	Charleston, Ill.	W, 5-1
4/13/86	Charleston, Ill.	L, 5-7
4/13/86	Charleston, Ill.	W, 12-6
4/11/87	Springfield	L, 6-10
4/11/87	Springfield	L, 10-13
4/12/87	Springfield	W, 7-6
4/12/87	Springfield	W, 7-3
5/9/87	+Chicago	W, 22-11
5/10/87	+Chicago	W, 10-9
4/16/88	Charleston, Ill.	W, 6-5
4/16/88	Charleston, Ill.	W, 4-2
4/17/88	Charleston, Ill.	W, 8-4
4/17/88	Charleston, Ill.	W, 3-1
5/14/88	+Chicago	W, 4-3
5/15/88	+Chicago	L, 5-15
5/16/88	+Chicago	W, 9-2
4/15/89	Springfield	W, 2-0
4/15/89	Springfield	L, 2-6
4/16/89	Springfield	L, 2-4
4/16/89	Springfield	W, 4-1
5/14/89	+Chicago	L, 4-6
5/14/89	+Chicago	W, 5-1
4/15/90	Charleston, Ill.	W, 9-2
4/16/90	Charleston, Ill.	W, 3-0
4/16/90	Charleston, Ill.	W, 6-3
5/13/90	+Chicago	W, 9-2
2/27/04	Monroe, La.	L, 4-6
2/24/13	Hattiesburg, Miss.	W, 5-4

**Eastern Michigan (3-1)**

<b>Home: 3-0</b>	<b>Away: 0-0</b>	<b>Neutral: 0-1</b>
3/17/77	Springfield	W, 3-1
3/17/77	Springfield	W, 5-3
3/3/91	Springfield	W, 9-7
2/23/01	Lake Charles, La.	L, 1-7

**Evangel (32-4)**

<b>Home: 19-2</b>	<b>Away: 13-2</b>	<b>Neutral: 0-0</b>
4/12/79	Springfield (A)	L, 8-10
4/12/79	Springfield (A)	W, 17-0
4/28/79	Springfield (H)	W, 4-3
4/28/79	Springfield (H)	W, 4-2
3/31/80	Springfield (A)	W, 12-3

3/31/80	Springfield (A)	W, 13-2
4/30/80	Springfield (H)	L, 4-6
4/30/80	Springfield (H)	W, 4-1
3/21/81	Springfield (A)	L, 6-10
3/21/81	Springfield (A)	W, 6-1
4/29/81	Springfield (H)	W, 9-8
4/29/81	Springfield (H)	L, 3-5
4/9/82	Springfield (A)	W, 10-2
4/22/82	Springfield (A)	W, 7-4
5/7/82	Springfield (H)	W, 11-5
5/8/82	Springfield (H)	W, 18-2
3/15/83	Springfield (H)	W, 16-6
4/6/83	Springfield (A)	W, 9-6
4/11/83	Springfield (H)	W, 12-2
5/2/83	Springfield (A)	W, 10-7
4/3/84	Springfield (A)	W, 13-3
4/16/84	Springfield (H)	W, 11-6
4/25/84	Springfield (H)	W, 12-8
3/7/85	Springfield (A)	W, 18-8
3/14/85	Springfield (A)	W, 4-2
4/3/85	Springfield (H)	W, 17-16
3/6/86	Springfield (A)	W, 10-3
4/15/86	Springfield (H)	W, 13-6
3/27/87	Springfield (H)	W, 11-1
4/16/87	Springfield (H)	W, 13-5
4/22/88	Springfield (A)	W, 13-8
4/27/89	Springfield (H)	W, 21-2
4/26/90	Springfield (H)	W, 13-4
4/27/93	Springfield (H)	W, 18-7
4/5/95	Springfield (H)	W, 20-13
4/21/99	Springfield (H)	W, 30-4

**Evansville (61-43)**

<b>Home: 28-18</b>	<b>Away: 27-20</b>	<b>Neutral: 6-5</b>
3/22/86	Springfield	L, 10-11
3/22/86	Springfield	L, 8-16
3/26/86	Springfield	W, 12-6
3/24/95	Evansville, Ind.	L, 4-6
3/25/95	Evansville, Ind.	L, 1-4
3/25/95	Evansville, Ind.	L, 4-6
3/26/95	Evansville, Ind.	L, 11-12
5/17/95	+Springfield, Ill.	W, 5-1
5/10/96	Springfield	W, 11-10
5/11/96	Springfield	L, 7-8
5/12/96	Springfield	L, 1-9
5/12/96	Springfield	W, 11-10
5/16/96	+Wichita, Kan.	W, 22-4
4/5/97	Evansville, Ind.	W, 10-9
4/5/97	Evansville, Ind.	L, 4-6
4/6/97	Evansville, Ind.	W, 9-4
4/6/97	Evansville, Ind.	W, 15-14



Matt Lawson

5/16/97	+Wichita, Kan.	W, 13-4	4/29/11	Evansville, Ind.	L, 1-3
4/4/98	Springfield	W, 14-8	4/30/11	Evansville, Ind.	L, 4-5
4/4/98	Springfield	W, 8-5	5/11/12	Springfield	W, 2-0
4/5/98	Springfield	W, 9-1	5/12/12	Springfield	L, 1-3
4/5/98	Springfield	L, 8-9	5/13/12	Springfield	L, 0-1
5/15/98	+Evansville, Ind.	L, 10-11	4/26/13	Evansville, Ind.	W, 9-5
5/14/99	Evansville, Ind.	W, 6-4	4/27/13	Evansville, Ind.	L, 1-2
5/15/99	Evansville, Ind.	W, 14-7	4/28/13	Evansville, Ind.	W, 2-1
5/15/99	Evansville, Ind.	L, 3-10	5/21/13	+Normal, Ill.	W, 2-1
5/16/99	Evansville, Ind.	W, 12-9	5/23/13	+Normal, Ill.	L, 2-4
5/12/00	Springfield	L, 7-8	5/15/14	Springfield	L, 0-1
5/13/00	Springfield	L, 0-3	5/16/14	Springfield	W, 8-1
5/13/00	Springfield	W, 12-8	5/17/14	Springfield	W, 9-8
5/14/00	Springfield	W, 5-2	4/10/15	Evansville, Ind.	W, 13-2
5/17/00	+Wichita, Kan.	W, 9-4	4/11/15	Evansville, Ind.	W, 7-5
3/31/01	Evansville, Ind.	W, 9-7	4/12/15	Evansville, Ind.	W, 2-0
3/31/01	Evansville, Ind.	W, 7-5	4/22/16	Springfield	L, 5-14
4/1/01	Evansville, Ind.	L, 3-4	4/23/16	Springfield	W, 10-6
4/1/01	Evansville, Ind.	L, 4-8	4/24/16	Springfield	L, 1-7
5/18/01	+Wichita, Kan.	L, 2-3	4/28/17	Evansville, Ind.	W, 13-8
5/10/02	Springfield	L, 2-3	4/29/17	Evansville, Ind.	W, 9-5
5/11/02	Springfield	W, 8-1	4/6/18	Springfield	W, 6-5
5/11/02	Springfield	W, 9-3	4/7/18	Springfield	W, 8-2
5/12/02	Springfield	W, 11-7	4/8/18	Springfield	W, 11-4
3/21/03	Evansville, Ind.	W, 2-1	5/23/18	+Dallas	W, 10-0
3/22/03	Evansville, Ind.	W, 5-2	5/10/19	Evansville, Ind.	L, 3-4
3/22/03	Evansville, Ind.	W, 10-2	5/11/19	Evansville, Ind.	W, 10-9
3/23/03	Evansville, Ind.	W, 17-6	5/12/19	Evansville, Ind.	L, 3-4
4/24/04	Springfield	L, 7-8	4/16/21	Evansville, Ind.	W, 5-3
4/24/04	Springfield	W, 8-2	4/17/21	Evansville, Ind.	W, 3-0
4/25/04	Springfield	W, 5-1	4/17/21	Evansville, Ind.	L, 2-4
4/25/04	Springfield	L, 1-3	4/18/21	Evansville, Ind.	W, 9-5
5/27/04	+Springfield	W, 11-6			
3/25/05	Evansville, Ind.	L, 1-11			
3/26/05	Evansville, Ind.	W, 4-1			
3/27/05	Evansville, Ind.	L, 1-4			
3/31/06	Springfield	W, 4-1			
4/1/06	Springfield	W, 4-3			
4/2/06	Springfield	W, 11-9			
5/27/06	+Wichita, Kan.	L, 4-8			
5/27/06	+Wichita, Kan.	L, 1-2			
5/4/07	Evansville, Ind.	L, 6-7			
5/5/07	Evansville, Ind.	L, 4-5			
5/6/07	Evansville, Ind.	W, 13-2			
5/24/07	+Springfield	L, 7-11			
4/11/08	Springfield	W, 10-4			
4/12/08	Springfield	W, 4-1			
4/13/08	Springfield	W, 12-5			
4/24/09	Evansville, Ind.	L, 8-9			
4/25/09	Evansville, Ind.	W, 14-6			
4/26/09	Evansville, Ind.	W, 11-3			
3/26/10	Springfield	W, 7-4			
3/27/10	Springfield	L, 4-6			
3/28/10	Springfield	L, 2-3			
5/27/10	+Wichita, Kan.	L, 2-7			

**Florida Southern (2-0)**

<b>Home: 2-0</b>	<b>Away: 0-0</b>	<b>Neutral: 0-0</b>
6/4/69	*Springfield	W, 6-3
6/5/69	*Springfield	W, 11-5

**Fresno State (0-1)**

<b>Home: 0-0</b>	<b>Away: 0-0</b>	<b>Neutral: 0-1</b>
2/24/19	San Diego, Calif.	L, 2-3

**Georgia Tech (0-3)**


<b>Home: 0-0</b>	<b>Away: 0-3</b>	<b>Neutral: 0-0</b>
2/19/10	Atlanta	L, 0-4
2/20/10	Atlanta	L, 3-20
2/21/10	Atlanta	L, 0-13

**Gonzaga (0-1)**

<b>Home: 0-0</b>	<b>Away: 0-0</b>	<b>Neutral: 0-1</b>
2/25/07	Dallas	L, 7-8

**Grand View (1-0)**

<b>Home: 0-0</b>	<b>Away: 0-0</b>	<b>Neutral: 1-0</b>
3/28/86	Joplin, Mo.	W, 13-7



Bryan Young



**Harris-Stowe (2-0)**

<b>Home: 2-0</b>	<b>Away: 0-0</b>	<b>Neutral: 0-0</b>
3/17/80	Springfield	W, 7-6
5/5/70	Springfield	W, 11-0

**Houston Baptist (0-1)**

<b>Home: 0-0</b>	<b>Away: 0-0</b>	<b>Neutral: 0-1</b>
2/26/12	Arlington, Texas	L, 5-11

**Idaho (2-1)**

<b>Home: 0-0</b>	<b>Away: 0-0</b>	<b>Neutral: 2-1</b>
3/17/80	Albuquerque, N.M.	W, 9-2
3/19/80	Albuquerque, N.M.	W, 17-3
3/20/80	Albuquerque, N.M.	L, 7-15

**Illinois (1-1)**

<b>Home: 1-1</b>	<b>Away: 0-0</b>	<b>Neutral: 0-0</b>
3/25/83	Springfield	W, 7-2
3/15/84	Springfield	L, 2-6

**UIC (9-2)**

<b>Home: 4-0</b>	<b>Away: 4-2</b>	<b>Neutral: 1-0</b>
3/19/77	Murray, Ky.	W, 13-11
5/5/84	+Chicago	W, 14-2
5/9/86	+Chicago	W, 3-0
5/13/88	+Chicago	W, 5-1
5/12/89	+Chicago	W, 1-0
5/13/90	+Chicago	L, 4-5
5/14/90	+Chicago	L, 0-4
4/6/91	Springfield	W, 15-4
4/6/91	Springfield	W, 10-3
4/7/91	Springfield	W, 7-5
4/7/91	Springfield	W, 20-3

**Illinois State (63-48)**

<b>Home: 33-18</b>	<b>Away: 27-28</b>	<b>Neutral: 3-2</b>
6/5/69	*Springfield	L, 1-5
6/6/69	*Springfield	L, 0-12
4/13/91	Normal, Ill.	W, 8-1
4/13/91	Normal, Ill.	W, 8-2
4/14/91	Normal, Ill.	W, 8-7
4/14/91	Normal, Ill.	W, 7-4
4/18/92	Springfield	L, 4-7
4/18/92	Springfield	L, 9-10
4/19/92	Springfield	L, 0-6
4/10/93	Normal, Ill.	W, 8-1
4/10/93	Normal, Ill.	W, 8-6
4/11/93	Normal, Ill.	L, 6-8
5/20/93	+Wichita, Kan.	L, 3-5
4/22/94	Springfield	L, 6-7

4/23/94	Springfield	W, 7-3
4/24/94	Springfield	L, 12-17
4/29/95	Normal, Ill.	W, 7-0
4/29/95	Normal, Ill.	W, 8-0
4/30/95	Normal, Ill.	L, 2-4
4/30/95	Normal, Ill.	W, 11-8
4/6/96	Springfield	W, 4-3
4/6/96	Springfield	W, 9-8
4/7/96	Springfield	W, 12-7
4/7/96	Springfield	W, 5-4
5/3/97	Normal, Ill.	L, 2-12
5/3/97	Normal, Ill.	L, 0-3
5/4/97	Normal, Ill.	L, 1-2
5/4/97	Normal, Ill.	W, 7-4
5/14/97	+Wichita, Kan.	W, 4-2
4/25/98	Springfield	W, 15-8
4/25/98	Springfield	W, 7-6
4/26/98	Springfield	W, 16-15
4/26/98	Springfield	W, 7-5
5/13/98	+Evansville, Ind.	W, 12-11
3/20/99	Normal, Ill.	W, 8-2
3/20/99	Normal, Ill.	W, 13-4
3/21/99	Normal, Ill.	L, 7-8
3/21/99	Normal, Ill.	L, 14-15
5/19/99	+Wichita, Kan.	L, 0-9
3/31/00	Springfield	W, 3-2
4/1/00	Springfield	L, 0-8
4/1/00	Springfield	L, 0-12
4/2/00	Springfield	L, 6-13
4/6/01	Normal, Ill.	L, 0-2
4/7/01	Normal, Ill.	W, 21-5
4/7/01	Normal, Ill.	W, 12-7
4/8/01	Normal, Ill.	L, 4-5
3/29/02	Springfield	L, 6-9
3/30/02	Springfield	W, 1-0
3/30/02	Springfield	W, 8-4
3/31/02	Springfield	W, 10-2
5/15/03	Normal, Ill.	W, 10-1
5/15/03	Normal, Ill.	W, 4-1
5/16/03	Normal, Ill.	L, 3-4
5/17/03	Normal, Ill.	L, 3-4
5/7/04	Springfield	W, 8-2
5/8/04	Springfield	W, 4-3
5/8/04	Springfield	W, 10-7
5/9/04	Springfield	W, 5-3
5/13/05	Normal, Ill.	W, 4-3
5/14/05	Normal, Ill.	W, 20-8
5/15/05	Normal, Ill.	W, 13-0
5/12/06	Springfield	W, 6-2

5/13/06	Springfield	W, 3-1
5/14/06	Springfield	W, 10-0
3/31/07	Normal, Ill.	L, 1-3
3/31/07	Normal, Ill.	L, 2-3
4/1/07	Normal, Ill.	L, 7-11
4/25/08	Springfield	W, 4-1
4/26/08	Springfield	W, 3-1
4/27/08	Springfield	W, 8-4
4/11/09	Normal, Ill.	L, 7-8
4/11/09	Normal, Ill.	W, 8-5
4/12/09	Normal, Ill.	L, 5-6
5/20/09	+Wichita, Kan.	W, 9-6
5/7/10	Springfield	L, 5-7
5/8/10	Springfield	L, 9-11
5/9/10	Springfield	L, 1-7
5/6/11	Normal, Ill.	W, 10-3
5/7/11	Normal, Ill.	W, 6-3
5/8/11	Normal, Ill.	L, 3-8
4/13/12	Springfield	W, 14-4
4/14/12	Springfield	W, 10-4
4/5/13	Normal, Ill.	L, 1-2
4/6/13	Normal, Ill.	L, 0-6
4/7/13	Normal, Ill.	W, 8-3
5/22/13	+Normal, Ill.	L, 1-6
4/18/14	Springfield	W, 4-2
4/19/14	Springfield	L, 1-6
4/20/14	Springfield	L, 1-7
4/24/15	Normal, Ill.	W, 8-3
4/25/15	Normal, Ill.	L, 1-4
4/26/15	Normal, Ill.	W, 7-4
5/19/16	Springfield	W, 9-2
5/20/16	Springfield	W, 17-5
5/21/16	Springfield	W, 5-2
5/18/17	Normal, Ill.	W, 8-5
5/19/17	Normal, Ill.	L, 4-8
5/24/17	+Springfield	L, 0-1
5/26/17	+Springfield	W, 8-6
5/28/17	+Springfield	L, 2-7
4/20/18	Springfield	W, 4-2
4/21/18	Springfield	W, 6-3
4/21/18	Springfield	W, 12-3
4/12/19	Normal, Ill.	L, 1-7
4/13/19	Normal, Ill.	L, 5-7
4/13/19	Normal, Ill.	L, 3-5
5/14/21	Normal, Ill.	L, 2-4
5/15/21	Normal, Ill.	L, 3-4
5/15/21	Normal, Ill.	L, 1-3
5/16/21	Normal, Ill.	W, 2-1


4/21/96	Terre Haute, Ind.	W, 13-3
2/23/97	Lake Charles, La.	W, 3-2
3/21/97	Springfield	L, 16-18
3/22/97	Springfield	W, 4-2
3/22/97	Springfield	W, 9-8
3/23/97	Springfield	W, 11-6
3/28/98	Terre Haute, Ind.	L, 12-17
3/28/98	Terre Haute, Ind.	L, 11-12
3/29/98	Terre Haute, Ind.	L, 5-7
3/29/98	Terre Haute, Ind.	W, 15-10
5/14/98	+Evansville, Ind.	W, 16-6
4/10/99	Springfield	W, 27-6
4/10/99	Springfield	W, 23-6
4/11/99	Springfield	W, 14-6
4/11/99	Springfield	W, 20-11
3/17/00	Terre Haute, Ind.	W, 7-2
3/18/00	Terre Haute, Ind.	L, 4-7
3/18/00	Terre Haute, Ind.	W, 8-5
3/19/00	Terre Haute, Ind.	L, 3-4
5/18/00	+Wichita, Kan.	L, 4-6
3/17/01	Springfield	W, 6-2
3/17/01	Springfield	W, 8-7
3/18/01	Springfield	W, 3-1
3/18/01	Springfield	W, 4-2
5/16/01	+Wichita, Kan.	L, 4-6
5/17/02	Terre Haute, Ind.	L, 2-5
5/18/02	Terre Haute, Ind.	L, 2-4
5/18/02	Terre Haute, Ind.	L, 6-7
5/19/02	Terre Haute, Ind.	W, 12-3
5/23/02	+Wichita, Kan.	W, 11-5
5/25/02	+Wichita, Kan.	W, 5-2
4/25/03	Springfield	W, 9-0
4/26/03	Springfield	L, 2-3
4/26/03	Springfield	W, 10-0
4/27/03	Springfield	L, 3-10
4/30/04	Terre Haute, Ind.	W, 6-4
5/1/04	Terre Haute, Ind.	W, 8-0
5/2/04	Terre Haute, Ind.	W, 7-3
5/2/04	Terre Haute, Ind.	W, 21-6
4/22/05	Springfield	L, 9-10
4/23/05	Springfield	L, 1-14
4/24/05	Springfield	L, 8-10
5/18/06	Terre Haute, Ind.	W, 2-1
5/19/06	Terre Haute, Ind.	W, 6-1
5/20/06	Terre Haute, Ind.	W, 5-3
5/11/07	Springfield	L, 3-4
5/12/07	Springfield	W, 4-1
5/13/07	Springfield	L, 5-10
5/2/08	Terre Haute, Ind.	W, 15-6
5/3/08	Terre Haute, Ind.	W, 16-4
5/4/08	Terre Haute, Ind.	W, 21-10
5/14/09	Springfield	W, 9-6
5/15/09	Springfield	W, 17-12
5/16/09	Springfield	W, 6-1
4/30/10	Terre Haute, Ind.	L, 1-8
5/1/10	Terre Haute, Ind.	L, 3-10
5/2/10	Terre Haute, Ind.	W, 5-3
4/22/11	Springfield	W, 14-2
4/23/11	Springfield	L, 6-7
4/23/11	Springfield	W, 4-1
5/17/12	Terre Haute, Ind.	L, 3-6
5/18/12	Terre Haute, Ind.	W, 7-5
5/19/12	Terre Haute, Ind.	W, 5-0
3/29/13	Springfield	W, 3-0
3/30/13	Springfield	W, 5-1
3/31/13	Springfield	W, 8-7
5/9/14	Terre Haute, Ind.	L, 7-10
5/10/14	Terre Haute, Ind.	L, 5-6
5/11/14	Terre Haute, Ind.	L, 3-4
5/21/14	+Terre Haute, Ind.	W, 9-1
3/20/15	Springfield	W, 4-1
3/21/15	Springfield	L, 2-3
3/22/15	Springfield	W, 6-1
4/29/16	Terre Haute, Ind.	L, 6-7
4/29/16	Terre Haute, Ind.	L, 1-2
5/1/16	Terre Haute, Ind.	L, 2-4
5/25/16	+Terre Haute, Ind.	W, 12-4
5/27/16	+Terre Haute, Ind.	W, 11-4
5/12/17	Springfield	W, 14-4
5/13/17	Springfield	W, 4-1
5/14/17	Springfield	W, 5-2
3/30/18	Terre Haute	W, 4-3
3/30/18	Terre Haute	W, 5-4
3/31/18	Terre Haute	L, 4-6
5/24/18	+Dallas	W, 4-2
5/25/18	+Dallas	W, 9-6
3/29/19	Springfield	W, 6-5

**IUPUI (1-0)**


<b>Home: 0-0</b>	<b>Away: 0-0</b>	<b>Neutral: 1-0</b>
3/9/86	Jacksonville, Fla.	W, 8-2

**Indiana State (76-49)**

<b>Home: 40-22</b>	<b>Away: 30-20</b>	<b>Neutral: 6-7</b>
3/30/72	Shreveport, La.	L, 6-9
3/5/83	Springfield	W, 8-2
3/5/83	Springfield	L, 3-10
3/14/84	Springfield	L, 8-9
3/14/84	Springfield	W, 5-3
3/11/85	Springfield	L, 5-22
3/11/85	Springfield	L, 5-15
3/14/86	Springfield	L, 2-7
5/4/91	Springfield	W, 10-7
5/4/91	Springfield	L, 1-6
5/5/91	Springfield	L, 2-3
5/5/91	Springfield	W, 3-2
5/17/91	+Wichita, Kan.	L, 2-4
4/11/92	Terre Haute, Ind.	L, 4-5
4/12/92	Terre Haute, Ind.	W, 14-6
4/12/92	Terre Haute, Ind.	W, 5-3
5/13/92	+Wichita, Kan.	L, 0-5
4/24/93	Springfield	W, 4-3
4/24/93	Springfield	W, 7-4
4/25/93	Springfield	W, 9-8
4/2/94	Terre Haute, Ind.	W, 20-10
4/2/94	Terre Haute, Ind.	W, 5-2
4/3/94	Terre Haute, Ind.	W, 6-2
3/31/95	Springfield	W, 9-3
4/1/95	Springfield	W, 9-8
4/1/95	Springfield	W, 16-0
4/2/95	Springfield	L, 6-8
5/21/95	+Springfield, Ill.	L, 7-12
5/21/95	+Springfield, Ill.	L, 5-9
4/20/96	Terre Haute, Ind.	L, 4-6
4/20/96	Terre Haute, Ind.	W, 20-8
4/21/96	Terre Haute, Ind.	W, 12-6



Rick Brandell



Keith Guttin

3/31/19	Springfield	W, 1-0
3/31/19	Springfield	L, 0-12
5/7/21	Springfield	L, 2-7
5/7/21	Springfield	W, 4-3
5/8/21	Springfield	L, 2-13
5/9/21	Springfield	L, 2-5

**Iowa (40-15)**

<b>Home: 34-14</b>		<b>Away: 0-0</b>		<b>Neutral: 6-1</b>	
3/21/80	Albuquerque, N.M.	W, 6-4			
3/22/82	Albuquerque, N.M.	W, 6-1			
3/25/82	Albuquerque, N.M.	W, 4-1			
3/12/83	Springfield	W, 9-5			
3/13/83	Springfield	W, 2-0			
3/13/83	Springfield	W, 11-1			
3/10/84	Springfield	L, 6-11			
3/11/84	Springfield	W, 2-1			
3/11/84	Springfield	W, 8-3			
3/9/85	Springfield	L, 5-8			
3/9/85	Springfield	W, 17-5			
3/15/86	Springfield	W, 7-6			
3/16/86	Springfield	L, 11-13			
3/16/86	Springfield	W, 4-1			
3/13/87	Springfield	W, 10-6			
3/13/87	Springfield	L, 2-7			
3/14/87	Springfield	W, 6-5			
3/14/87	Springfield	L, 13-18			
3/11/88	Springfield	W, 3-0			
3/12/88	Springfield	L, 2-11			
3/13/88	Springfield	L, 2-3			
3/9/90	Springfield	L, 4-7			
3/10/90	Springfield	W, 9-5			
3/10/90	Springfield	L, 3-6			
3/9/91	St. Louis	W, 5-3			
3/13/92	Springfield	W, 9-8			
3/14/92	Springfield	W, 7-5			
3/14/92	Springfield	W, 4-3			
3/15/92	Springfield	W, 5-1			
3/6/93	Springfield	L, 4-6			
3/6/93	Springfield	L, 3-7			
3/7/93	Springfield	L, 2-7			
3/7/93	Springfield	W, 4-3			
3/15/97	Springfield	W, 5-0			
3/13/98	Springfield	W, 15-14			
3/14/98	Springfield	L, 0-3			
3/8/02	Springfield	W, 9-5			
3/10/02	Springfield	W, 12-2			
3/10/02	Springfield	W, 5-4			
3/6/04	Springfield	W, 8-5			
3/6/04	Springfield	W, 17-5			
3/7/04	Springfield	W, 13-2			
3/4/05	Springfield	L, 1-11			
3/5/05	Springfield	W, 8-6			
3/6/05	Springfield	W, 8-7			
3/8/08	Bolivar, Mo.	W, 6-3			
3/9/08	Springfield	W, 8-3			
3/9/08	Springfield	W, 12-5			

2/21/15	Grand Prairie, Texas	L, 5-6
5/30/15	*Springfield	W, 5-3
5/31/15	*Springfield	W, 3-2
3/18/16	Springfield	W, 4-1
3/19/16	Springfield	W, 5-4
3/20/16	Springfield	W, 8-6
3/14/18	Kansas City, Mo.	W, 8-3

**Iowa State (7-6)**

<b>Home: 3-6</b>		<b>Away: 0-0</b>		<b>Neutral: 4-0</b>	
3/17/74	Springfield	L, 1-2			
3/17/74	Springfield	L, 0-5			
3/19/76	Murray, Ky.	W, 3-2			
3/20/76	Murray, Ky.	W, 8-7			
3/20/77	Cape Girardeau, Mo.	W, 9-5			
3/20/77	Cape Girardeau, Mo.	W, 9-5			
3/19/78	Springfield	W, 4-1			
3/19/78	Springfield	W, 5-1			
3/23/86	Springfield	L, 4-7			
3/23/86	Springfield	W, 14-0			
3/1/97	Springfield	L, 9-10			
3/2/97	Springfield	L, 2-6			
3/2/97	Springfield	L, 5-8			

**Jackson State (7-0)**

<b>Home: 0-0</b>		<b>Away: 6-0</b>		<b>Neutral: 1-0</b>	
3/26/90	Jackson, Miss.	W, 6-4			
3/28/90	Jackson, Miss.	W, 5-2			
3/22/91	Jackson, Miss.	W, 12-10			
3/25/91	Jackson, Miss.	W, 15-8			
3/23/92	Jackson, Miss.	W, 9-3			
3/19/98	Jackson, Miss.	W, 12-4			
2/28/99	Beaumont, Texas	W, 15-3			

**Jacksonville (4-1)**

<b>Home: 0-0</b>		<b>Away: 4-1</b>		<b>Neutral: 0-0</b>	
3/11/86	Jacksonville, Fla.	W, 7-5			
3/12/86	Jacksonville, Fla.	L, 4-5			
3/27/15	Jacksonville, Fla.	W, 12-6			
3/28/15	Jacksonville, Fla.	W, 6-0			
3/29/15	Jacksonville, Fla.	W, 8-1			

**John Brown (3-1)**

<b>Home: 2-0</b>		<b>Away: 1-1</b>		<b>Neutral: 0-0</b>	
4/12/65	Siloam Springs, Ark.	W, 2-0			
4/12/65	Siloam Springs, Ark.	L, 5-6			
5/8/65	Springfield	W, 11-1			
5/8/65	Springfield	W, 5-0			

**Kansas (31-31)**

<b>Home: 18-13</b>		<b>Away: 13-18</b>		<b>Neutral: 0-0</b>	
4/12/88	Springfield	W, 5-4			
4/29/88	Springfield	W, 22-3			
4/4/89	Springfield	W, 7-2			
4/11/89	Lawrence, Kan.	L, 1-6			
4/12/89	Lawrence, Kan.	L, 3-6			
4/25/89	Springfield	W, 6-3			
4/19/90	Lawrence, Kan.	L, 4-9			

4/24/90	Springfield	L, 3-5
4/24/90	Springfield	W, 6-3
5/1/90	Lawrence, Kan.	W, 10-4
4/2/91	Springfield	L, 4-5
4/3/91	Lawrence, Kan.	L, 11-15
4/7/92	Springfield	W, 3-2
4/8/92	Springfield	W, 5-1
4/14/92	Lawrence, Kan.	L, 9-10
4/26/94	Lawrence, Kan.	L, 5-9
2/28/95	Springfield	W, 5-0
3/12/96	Springfield	L, 15-20
3/13/96	Lawrence, Kan.	W, 13-11
5/9/97	Lawrence, Kan.	L, 2-4
5/10/97	Lawrence, Kan.	W, 12-10
3/31/98	Springfield	L, 12-13
4/7/99	Lawrence, Kan.	W, 16-10
4/7/99	Lawrence, Kan.	W, 11-4
2/19/00	Springfield	W, 5-1
2/20/00	Springfield	L, 3-12
2/20/00	Springfield	L, 2-7
3/7/00	Lawrence, Kan.	L, 2-6
3/6/01	Springfield	W, 11-4
3/21/01	Lawrence, Kan.	L, 3-7
3/12/02	Springfield	W, 15-7
4/23/02	Lawrence, Kan.	W, 20-8
3/18/03	Springfield	L, 0-2
4/1/03	Lawrence, Kan.	L, 7-12
4/27/04	Springfield	L, 6-7
5/4/04	Lawrence, Kan.	W, 11-8
3/1/05	Lawrence, Kan.	W, 8-4
5/11/05	Springfield	W, 15-6
4/18/06	Lawrence, Kan.	L, 7-19
3/27/07	Springfield	W, 7-2
5/9/07	Lawrence, Kan.	L, 5-8
3/12/08	Springfield	L, 7-11
4/16/08	Lawrence, Kan.	L, 6-7
3/31/10	Lawrence, Kan.	L, 6-7
4/13/10	Springfield	L, 4-6
3/30/11	Springfield	W, 6-0
4/5/11	Lawrence, Kan.	W, 5-1
3/27/12	Springfield	W, 9-8
5/6/12	Lawrence, Kan.	W, 6-3
4/23/14	Lawrence, Kan.	W, 6-5
5/7/14	Springfield	W, 5-3
3/24/15	Springfield	W, 15-9
4/15/15	Lawrence, Kan.	W, 3-0
3/29/16	Lawrence, Kan.	L, 1-2
4/6/16	Springfield	W, 18-11
4/4/17	Springfield	L, 2-4
5/2/17	Lawrence, Kan.	L, 5-8
3/27/18	Lawrence, Kan.	W, 12-2
5/2/18	Springfield	L, 4-9
3/27/19	Springfield	L, 5-9
4/9/19	Lawrence, Kan.	L, 6-11
5/5/21	Lawrence, Kan.	L, 1-3

**Kansas State (11-15)**

<b>Home: 6-4</b>		<b>Away: 4-8</b>		<b>Neutral: 1-3</b>	
3/25/84	Springfield	W, 6-2			
3/25/84	Springfield	W, 2-1			
5/6/86	Springfield	L, 6-9			
4/1/87	Manhattan, Kan.	L, 4-7			
4/1/87	Manhattan, Kan.	L, 0-2			
3/21/90	Springfield	W, 6-1			
3/21/90	Springfield	W, 9-1			
4/30/90	Manhattan, Kan.	W, 6-4			
4/30/90	Manhattan, Kan.	W, 10-7			
3/17/91	Springfield	L, 3-14			
3/17/91	Springfield	W, 9-0			
4/9/91	Manhattan, Kan.	L, 8-9			
4/9/91	Manhattan, Kan.	L, 1-6			
3/3/92	Springfield	L, 5-7			
3/3/92	Springfield	L, 5-14			
5/5/92	Manhattan, Kan.	L, 2-5			
5/5/92	Manhattan, Kan.	W, 6-2			
3/12/93	St. Louis	L, 5-11			
2/28/04	Monroe, La.	L, 2-3			
4/26/06	Kansas City, Kan.	W, 7-6			
4/19/11	Manhattan, Kan.	L, 4-10			
4/11/12	Springfield	W, 3-0			
3/1/14	Ablene, Texas	L, 3-8			
3/13/15	Manhattan, Kan.	L, 0-4			
3/14/15	Manhattan, Kan.	L, 6-10			
3/15/15	Manhattan, Kan.	W, 10-7			

**Lamar (2-3)**

<b>Home: 0-0</b>		<b>Away: 2-2</b>		<b>Neutral: 0-1</b>	
2/27/99	Beaumont, Texas	W, 5-4			
3/1/03	Beaumont, Texas	L, 5-6			
2/19/05	Houston	L, 8-17			
2/16/18	Beaumont, Texas	W, 11-2			
2/17/18	Beaumont, Texas	L, 0-8			

**Lincoln (25-3)**

<b>Home: 15-1</b>		<b>Away: 10-2</b>		<b>Neutral: 0-0</b>	
5/15/71	Springfield	W, 2-0			
5/15/71	Springfield	W, 11-0			
5/13/72	Jefferson City, Mo.	L, 2-4			
5/13/72	Jefferson City, Mo.	L, 0-1			
4/1/73	Springfield	W, 1-0			
4/1/73	Springfield	W, 4-3			
3/30/74	Jefferson City, Mo.	W, 3-2			
3/30/74	Jefferson City, Mo.	W, 15-1			
4/4/75	Springfield	W, 10-2			
4/5/75	Springfield	W, 11-2			
4/5/75	Springfield	W, 10-2			
4/2/76	Jefferson City, Mo.	W, 6-1			
4/3/76	Jefferson City, Mo.	W, 8-7			
4/3/76	Jefferson City, Mo.	W, 22-3			
4/8/77	Springfield	W, 14-10			
4/9/77	Springfield	W, 5-2			



Matt Frevert



4/9/77	Springfield	W, 9-7
4/7/78	Jefferson City, Mo.	W, 8-3
4/8/78	Jefferson City, Mo.	W, 2-1
4/8/78	Jefferson City, Mo.	W, 10-0
4/5/80	Jefferson City, Mo.	W, 6-4
4/5/80	Jefferson City, Mo.	W, 5-1
5/4/80	Springfield	W, 7-1
5/4/80	Springfield	W, 6-4
3/14/89	Springfield	W, 17-1
3/5/91	Springfield	W, 26-8
3/11/92	Springfield	W, 21-6
3/8/00	Springfield	L, 4-9

**Lipscomb (1-1)**

<b>Home: 0-0</b>	<b>Away: 1-1</b>	<b>Neutral: 0-0</b>
2/25/17	Nashville, Tenn.	W, 6-4
2/22/20	Nashville, Tenn.	L, 0-4

**Long Beach State (1-1)**

<b>Home: 0-0</b>	<b>Away: 0-0</b>	<b>Neutral: 1-1</b>
5/25/95	*Fresno, Calif.	L, 11-14
5/23/96	*Austin, Texas	W, 5-3

**LIU Brooklyn (0-1)**

<b>Home: 0-0</b>	<b>Away: 0-0</b>	<b>Neutral: 0-1</b>
3/26/88	DeLand, Fla.	L, 3-7

**Louisiana-Lafayette (0-2)**

<b>Home: 0-0</b>	<b>Away: 0-1</b>	<b>Neutral: 0-1</b>
3/14/94	Lafayette, La.	L, 4-5
2/21/97	Lake Charles, La.	L, 1-12

**Louisiana-Monroe (3-2)**

<b>Home: 2-1</b>	<b>Away: 0-1</b>	<b>Neutral: 1-0</b>
3/29/72	Shreveport, La.	W, 5-4
2/29/04	Monroe, La.	L, 8-14
5/6/05	Springfield	L, 4-12
5/7/05	Springfield	W, 8-5
5/8/05	Springfield	W, 8-4

**LSU (0-1)**

<b>Home: 0-0</b>	<b>Away: 0-1</b>	<b>Neutral: 0-0</b>
3/17/84	Baton Rouge, La.	L, 7-10

**Maine (2-1)**

<b>Home: 2-1</b>	<b>Away: 0-0</b>	<b>Neutral: 0-0</b>
3/6/20	Springfield	W, 6-2
3/7/20	Springfield	L, 2-4
3/8/20	Springfield	W, 4-1

**Malone (1-0)**

<b>Home: 0-0</b>	<b>Away: 0-0</b>	<b>Neutral: 1-0</b>
3/8/86	Jacksonville, Fla.	W, 11-1

**Marist (1-1)**

<b>Home: 0-0</b>	<b>Away: 0-0</b>	<b>Neutral: 1-1</b>
5/31/02	*Lincoln, Neb.	L, 4-5
6/1/02	*Lincoln, Neb.	W, 5-2

**UMBC (1-0)**

<b>Home: 0-0</b>	<b>Away: 0-0</b>	<b>Neutral: 1-0</b>
3/21/89	DeLand, Fla.	W, 24-4

**Massachusetts (2-2)**

<b>Home: 0-0</b>	<b>Away: 0-0</b>	<b>Neutral: 2-2</b>
3/21/88	DeLand, Fla.	W, 5-4
3/24/88	DeLand, Fla.	L, 3-6
3/24/88	DeLand, Fla.	L, 1-3
3/25/88	DeLand, Fla.	W, 3-1

**McNeese State (1-4)**

<b>Home: 0-0</b>	<b>Away: 0-3</b>	<b>Neutral: 1-1</b>
2/15/97	Houston	L, 1-11
2/22/97	Lake Charles, La.	L, 2-3
2/25/01	Lake Charles, La.	L, 4-10
2/25/05	Hattiesburg, Miss.	W, 6-1
2/19/17	Lake Charles, La.	L, 3-4

**Memphis (7-5)**

<b>Home: 1-2</b>	<b>Away: 6-3</b>	<b>Neutral: 0-0</b>
3/29/90	Memphis, Tenn.	L, 3-4
3/21/91	Memphis, Tenn.	L, 9-10
3/19/92	Memphis, Tenn.	W, 9-7
3/9/01	Memphis, Tenn.	W, 11-4
3/10/01	Memphis, Tenn.	W, 10-8
3/11/01	Memphis, Tenn.	L, 3-4
3/12/16	Memphis, Tenn.	W, 6-4
3/13/16	Memphis, Tenn.	W, 7-4
3/13/16	Memphis, Tenn.	W, 8-7

3/17/17	Springfield	W, 9-5
3/18/17	Springfield	L, 5-6
3/19/17	Springfield	L, 4-5

**Mercer (2-2)**

<b>Home: 0-0</b>	<b>Away: 0-0</b>	<b>Neutral: 2-2</b>
3/20/88	Orlando, Fla.	W, 6-4
3/19/89	Baseball City, Fla.	W, 3-0
3/20/89	DeLand, Fla.	L, 1-2
2/26/05	Hattiesburg, Miss.	L, 0-9

**Miami (Fla.) (1-2)**

<b>Home: 0-0</b>	<b>Away: 1-0</b>	<b>Neutral: 0-2</b>
5/26/96	*Austin, Texas	L, 2-8
6/16/03	*Omaha, Neb.	L, 5-7
6/2/12	*Coral Gables, Fla.	W, 12-2

**Middle Tennessee (24-10)**

<b>Home: 14-1</b>	<b>Away: 8-8</b>	<b>Neutral: 2-1</b>
3/17/94	Mobile, Ala.	W, 6-3
5/26/95	*Fresno, Calif.	L, 3-5
3/1/98	Shreveport, La.	W, 11-7
3/5/99	Murfreesboro, Tenn.	W, 16-7
3/6/99	Murfreesboro, Tenn.	W, 4-1
3/7/99	Murfreesboro, Tenn.	W, 15-9
3/4/00	Springfield	W, 13-6
3/4/00	Springfield	W, 4-3
3/5/00	Springfield	W, 10-3
3/15/02	Murfreesboro, Tenn.	W, 14-11
3/16/02	Murfreesboro, Tenn.	L, 3-13
3/7/03	Springfield	W, 9-6
3/8/03	Springfield	W, 7-3
3/9/03	Springfield	W, 2-1
3/12/04	Murfreesboro, Tenn.	L, 0-4
3/13/04	Murfreesboro, Tenn.	W, 6-5
3/14/04	Murfreesboro, Tenn.	L, 3-5
3/18/05	Springfield	W, 12-4
3/19/05	Springfield	W, 6-3
3/20/05	Springfield	W, 3-2
3/3/06	Murfreesboro, Tenn.	W, 6-3
3/4/06	Murfreesboro, Tenn.	L, 2-15
3/5/06	Murfreesboro, Tenn.	W, 11-4
3/2/07	Springfield	W, 6-0
3/4/07	Springfield	L, 3-7
3/4/07	Springfield	W, 6-3
5/9/08	Springfield	W, 2-0
5/11/08	Springfield	W, 4-3
5/11/08	Springfield	W, 7-6
2/20/09	Murfreesboro, Tenn.	L, 4-19
2/21/09	Murfreesboro, Tenn.	L, 6-12
2/22/09	Murfreesboro, Tenn.	L, 6-7
2/26/17	Murfreesboro, Tenn.	W, 5-0
2/23/20	Murfreesboro, Tenn.	L, 0-4

**Milton (2-0)**


<b>Home: 2-0</b>	<b>Away: 0-0</b>	<b>Neutral: 0-0</b>
3/17/82	Springfield	W, 7-2
3/17/82	Springfield	W, 16-6

**Minnesota (5-9)**

<b>Home: 2-6</b>	<b>Away: 3-3</b>	<b>Neutral: 0-0</b>
3/20/94	Springfield	L, 12-18
3/22/94	Springfield	L, 12-22
3/24/06	Springfield	L, 3-4
3/25/06	Springfield	L, 5-11
3/26/06	Springfield	W, 5-4
3/9/07	Minneapolis	L, 0-4
3/10/07	Minneapolis	W, 12-0
3/11/07	Minneapolis	L, 4-5
3/25/16	Springfield	W, 5-4
3/26/16	Springfield	L, 5-12
3/27/16	Springfield	L, 5-7
3/10/17	Minneapolis	L, 2-5
3/11/17	Minneapolis	W, 7-2
3/12/17	Minneapolis	W, 12-3

**Minnesota State (6-3)**

<b>Home: 3-3</b>	<b>Away: 1-0</b>	<b>Neutral: 2-0</b>
5/23/69	*Mankato, Minn.	W, 7-1
5/22/70	*Springfield	L, 1-4
5/23/70	*Springfield	W, 2-1
5/23/70	*Springfield	W, 7-1
5/16/79	*Springfield	L, 1-2
5/15/80	*Springfield	W, 8-3
5/16/80	*Springfield	L, 2-7
5/14/82	*Edwardsville, Ill.	W, 6-4
5/15/82	*Edwardsville, Ill.	W, 16-4



Tony Floyd

**Ole Miss (3-1)**

<b>Home: 0-0</b>	<b>Away: 3-0</b>	<b>Neutral: 0-1</b>
3/27/91	Oxford, Miss.	W, 8-4
3/25/92	Oxford, Miss.	W, 3-1
2/19/03	Oxford, Miss.	W, 4-2
2/20/05	Houston	L, 4-6

**Mississippi State (0-1)**

<b>Home: 0-0</b>	<b>Away: 0-1</b>	<b>Neutral: 0-0</b>
3/26/91	Starkville, Miss.	L, 2-10

**Missouri (30-29)**

<b>Home: 16-11</b>	<b>Away: 14-17</b>	<b>Neutral: 0-1</b>
3/22/75	Columbia, Mo.	L, 3-15
3/22/75	Columbia, Mo.	L, 0-7
4/27/83	Columbia, Mo.	L, 0-1
4/24/84	Columbia, Mo.	L, 0-6
4/24/84	Columbia, Mo.	L, 8-9
4/23/86	Springfield	W, 12-10
4/23/86	Springfield	L, 6-15
4/22/87	Columbia, Mo.	W, 10-7
4/22/87	Columbia, Mo.	L, 4-5
4/20/88	Lebanon, Mo.	L, 10-11
4/28/88	Springfield	W, 16-7
4/5/89	Columbia, Mo.	W, 9-1
4/5/89	Columbia, Mo.	W, 8-1
4/10/90	Springfield	W, 7-3
3/12/91	Columbia, Mo.	L, 5-6
3/10/92	Springfield	W, 7-6
3/10/93	Columbia, Mo.	L, 2-3
4/19/95	Springfield	W, 7-6
3/5/96	Columbia, Mo.	L, 3-4
3/4/97	Springfield	W, 4-2
3/4/98	Columbia, Mo.	W, 9-4
3/24/99	Springfield	L, 8-9
4/12/00	Springfield	L, 0-6
4/26/00	Columbia, Mo.	L, 4-7
5/1/01	Columbia, Mo.	L, 11-12
5/8/01	Springfield	W, 5-3
4/9/02	Springfield	W, 6-4
4/16/02	Columbia, Mo.	W, 20-10
4/15/03	Columbia, Mo.	W, 12-9
4/22/03	Springfield	W, 2-1
4/14/04	Springfield	L, 4-5
4/20/04	Columbia, Mo.	W, 5-4
4/26/05	Springfield	W, 2-1
5/3/05	Columbia, Mo.	W, 10-6
5/2/06	Springfield	L, 1-2
4/17/07	Springfield	L, 1-3
4/9/08	Springfield	L, 4-8
5/5/09	Columbia, Mo.	W, 10-5
4/14/10	Springfield	W, 5-4
5/4/10	Columbia, Mo.	L, 6-11
4/27/11	Columbia, Mo.	W, 5-2
5/3/11	Springfield	W, 5-0

4/25/12	Springfield	L, 3-4
5/9/12	Columbia, Mo.	L, 5-10
4/9/13	Springfield	L, 4-5
4/24/13	Columbia, Mo.	W, 4-2
4/8/14	Columbia, Mo.	L, 4-9
4/15/14	Springfield	W, 9-0
4/21/15	Columbia, Mo.	W, 9-8
4/28/15	Springfield	W, 13-8
4/12/16	Springfield	W, 16-1
4/26/16	Columbia, Mo.	L, 9-17
4/18/17	Columbia, Mo.	W, 5-3
4/25/17	Springfield	W, 5-1
4/10/18	Springfield	L, 6-8
4/24/18	Columbia, Mo.	L, 2-8
4/16/19	Springfield	L, 6-14
4/23/19	Columbia, Mo.	L, 2-6
4/13/21	Columbia, Mo.	W, 7-5

**Missouri Baptist (2-0)**


<b>Home: 10-1</b>	<b>Away: 12-0</b>	<b>Neutral: 0-0</b>
5/7/83	St. Louis	W, 9-3
5/7/83	St. Louis	W, 13-0
4/4/87	Springfield	W, 8-7
4/4/87	Springfield	W, 16-2
4/6/88	Springfield	L, 9-11
4/8/89	Springfield	W, 11-0
4/22/93	Springfield	W, 16-13
3/31/94	Springfield	W, 25-11
2/25/95	Springfield	W, 20-8
2/22/96	Springfield	W, 21-12
3/6/97	Springfield	W, 27-6
4/14/98	Springfield	W, 20-8
2/23/99	Springfield	W, 22-4

**Missouri Southern (48-13)**

<b>Home: 29-4</b>	<b>Away: 19-9</b>	<b>Neutral: 0-0</b>
4/11/72	Springfield	W, 4-2
4/11/72	Springfield	W, 9-5
5/3/72	Joplin, Mo.	W, 8-3
5/3/72	Joplin, Mo.	W, 12-8
4/17/73	Joplin, Mo.	L, 1-2
4/17/73	Joplin, Mo.	W, 3-2
4/30/73	Springfield	W, 3-2
4/30/73	Springfield	W, 9-0
4/15/74	Springfield	W, 4-3
4/15/74	Springfield	W, 6-0
5/1/74	Joplin, Mo.	W, 2-1
5/1/74	Joplin, Mo.	W, 4-0
3/20/75	Joplin, Mo.	L, 4-7
3/20/75	Joplin, Mo.	L, 3-7
4/16/75	Springfield	L, 5-12
4/16/75	Springfield	W, 11-9
3/16/76	Springfield	W, 3-1
3/16/76	Springfield	W, 8-2
4/13/76	Joplin, Mo.	L, 2-11



4/13/76	Joplin, Mo.	L, 7-10	4/29/78	Springfield	W, 4-0	3/31/92	Springfield	W, 15-12	3/20/80	Albuquerque, N.M.	L, 0-8
3/29/77	Springfield	W, 15-6	4/14/79	Springfield	W, 7-6	4/29/93	Springfield	W, 10-3	3/30/81	Albuquerque, N.M.	W, 21-14
3/29/77	Springfield	W, 7-4	4/14/79	Springfield	W, 5-2	<b>Morningside (3-1)</b>			3/31/81	Albuquerque, N.M.	L, 7-9
4/27/77	Joplin, Mo.	W, 13-7	5/5/79	Rolla, Mo.	W, 7-4	<b>Home: 3-1</b>			3/24/82	Albuquerque, N.M.	L, 2-12
4/27/77	Joplin, Mo.	W, 8-6	5/5/79	Rolla, Mo.	W, 8-2	<b>Away: 0-0</b>			3/28/83	Albuquerque, N.M.	L, 4-13
3/29/78	Joplin, Mo.	W, 7-3	4/12/80	Rolla, Mo.	W, 6-3	<b>Neutral: 0-0</b>			3/29/83	Albuquerque, N.M.	L, 4-9
3/29/78	Joplin, Mo.	W, 7-6	4/12/80	Rolla, Mo.	L, 5-10	4/4/69	Springfield	W, 13-0	3/30/83	Albuquerque, N.M.	W, 19-14
4/25/78	Springfield	W, 6-1	5/3/80	Springfield	W, 7-6	3/28/73	Springfield	W, 10-2	3/31/83	Albuquerque, N.M.	W, 7-6
4/25/78	Springfield	W, 8-4	5/3/80	Springfield	W, 11-5	3/29/73	Springfield	W, 9-7	3/31/83	Albuquerque, N.M.	W, 7-5
4/9/79	Joplin, Mo.	W, 4-3	3/24/81	Rolla, Mo.	W, 12-2	3/30/73	Springfield	L, 0-2	3/16/87	Albuquerque, N.M.	W, 11-4
4/9/79	Joplin, Mo.	L, 3-6	3/24/81	Rolla, Mo.	W, 9-0	<b>Murray State (5-1)</b>			3/20/87	Albuquerque, N.M.	W, 13-4
5/1/79	Springfield	W, 12-4	4/18/81	Springfield	W, 10-0	<b>Home: 1-0</b>			3/21/87	Albuquerque, N.M.	L, 5-7
5/1/79	Springfield	W, 7-4	4/18/81	Springfield	W, 12-11	<b>Away: 4-1</b>			2/19/94	Arlington, Texas	W, 7-2
4/24/80	Springfield	W, 4-3	5/1/82	Springfield	L, 9-11	<b>Neutral: 0-0</b>			2/16/03	Arlington, Texas	L, 2-10
4/24/80	Springfield	L, 5-6	5/1/82	Springfield	W, 5-1	3/19/76	Murray, Ky.	W, 4-3	3/19/13	Albuquerque, N.M.	L, 5-6
3/17/81	Joplin, Mo.	W, 18-6	4/20/83	Rolla, Mo.	L, 0-1	3/20/76	Murray, Ky.	W, 4-3	3/19/13	Albuquerque, N.M.	W, 8-2
3/17/81	Joplin, Mo.	W, 10-7	4/20/83	Rolla, Mo.	W, 13-2	3/19/77	Murray, Ky.	L, 1-7	2/22/14	Albuquerque, N.M.	W, 6-1
4/7/81	Springfield	W, 12-4	3/27/85	Springfield	W, 10-0	3/28/91	Murray, Ky.	W, 5-3	2/23/14	Albuquerque, N.M.	L, 0-7
4/7/81	Springfield	W, 8-7	3/27/85	Springfield	W, 9-5	3/21/18	Springfield	W, 5-4	4/13/17	Albuquerque, N.M.	L, 8-17
4/3/82	Joplin, Mo.	L, 4-8	3/25/86	Rolla, Mo.	W, 11-1	4/3/19	Murray, Ky.	W, 15-10	4/14/17	Albuquerque, N.M.	L, 5-9
4/3/82	Joplin, Mo.	W, 10-0	4/7/88	Springfield	W, 17-2	<b>Nebraska (5-6)</b>			4/15/17	Albuquerque, N.M.	W, 8-0
4/27/82	Springfield	W, 3-0	4/18/89	Springfield	W, 10-2	<b>Home: 0-0</b>			<b>New Mexico State (2-1)</b>		
4/27/82	Springfield	W, 11-7	<b>Missouri-St. Louis (19-11)</b>			<b>Away: 3-4</b>			<b>Neutral: 2-2</b>		
3/17/83	Springfield	L, 4-5	<b>Home: 12-6</b>			<b>Away: 7-2</b>			<b>Home: 0-0</b>		
3/17/83	Springfield	W, 7-6	<b>Away: 7-2</b>			<b>Neutral: 0-3</b>			<b>Away: 0-0</b>		
4/26/83	Joplin, Mo.	W, 12-11	3/28/72	Shreveport, La.	L, 0-2	<b>Home: 0-0</b>			<b>Neutral: 2-1</b>		
4/26/83	Joplin, Mo.	W, 11-5	4/29/74	St. Louis	L, 7-8	<b>Away: 0-0</b>			<b>Home: 0-0</b>		
4/6/84	Joplin, Mo.	W, 3-1	4/29/74	St. Louis	W, 13-1	<b>Neutral: 0-0</b>			<b>Away: 0-0</b>		
4/6/84	Joplin, Mo.	L, 0-4	4/23/75	Springfield	L, 4-6	<b>Home: 0-0</b>			<b>Neutral: 0-0</b>		
4/29/84	Springfield	W, 11-0	4/23/75	Springfield	W, 6-3	<b>Away: 0-0</b>			<b>Neutral: 0-0</b>		
4/30/84	Springfield	W, 8-5	5/2/76	Edwardsville, Ill.	L, 3-4	<b>Home: 0-0</b>			<b>Neutral: 0-0</b>		
4/13/85	Springfield	L, 4-5	4/11/77	Springfield	W, 7-4	<b>Away: 0-0</b>			<b>Neutral: 0-0</b>		
4/13/85	Springfield	W, 4-2	4/11/77	Springfield	L, 6-7	<b>Home: 0-0</b>			<b>Neutral: 0-0</b>		
4/29/86	Joplin, Mo.	W, 20-8	5/19/77	*Mankato, Minn.	L, 4-7	<b>Away: 0-0</b>			<b>Neutral: 0-0</b>		
4/1/86	Springfield	W, 6-2	4/12/78	St. Louis	W, 8-7	<b>Home: 0-0</b>			<b>Neutral: 0-0</b>		
4/1/86	Springfield	W, 11-1	4/12/78	St. Louis	W, 17-7	<b>Away: 0-0</b>			<b>Neutral: 0-0</b>		
3/31/87	Springfield	W, 13-7	5/13/78	*Springfield	W, 10-8	<b>Home: 0-0</b>			<b>Neutral: 0-0</b>		
4/28/87	Joplin, Mo.	W, 18-11	4/6/79	Springfield	L, 9-10	<b>Away: 0-0</b>			<b>Neutral: 0-0</b>		
3/19/88	Joplin, Mo.	W, 4-2	4/7/79	Springfield	L, 9-14	<b>Home: 0-0</b>			<b>Neutral: 0-0</b>		
3/31/88	Springfield	W, 14-2	4/7/79	Springfield	W, 18-13	<b>Away: 0-0</b>			<b>Neutral: 0-0</b>		
4/27/88	Joplin, Mo.	L, 3-5	5/17/79	*Springfield	L, 1-6	<b>Home: 0-0</b>			<b>Neutral: 0-0</b>		
4/19/89	Springfield	W, 7-6	4/28/80	St. Louis	W, 15-11	<b>Away: 0-0</b>			<b>Neutral: 0-0</b>		
<b>Missouri S&amp;T (51-15)</b>			<b>Home: 30-5</b>			<b>Away: 21-10</b>			<b>Neutral: 0-0</b>		
4/7/66	Rolla, Mo.	W, 12-0	4/4/81	Springfield	W, 11-2	<b>Home: 0-0</b>			<b>Neutral: 0-0</b>		
4/8/66	Rolla, Mo.	W, 15-5	4/4/81	Springfield	W, 16-10	<b>Away: 0-0</b>			<b>Neutral: 0-0</b>		
4/8/66	Rolla, Mo.	L, 2-6	4/25/81	St. Louis	W, 4-2	<b>Home: 0-0</b>			<b>Neutral: 0-1</b>		
5/6/66	Springfield	L, 5-6	4/25/81	St. Louis	W, 10-8	<b>Away: 0-0</b>			<b>Neutral: 0-1</b>		
5/7/66	Springfield	W, 9-8	3/31/82	Springfield	W, 16-6	<b>Home: 0-0</b>			<b>Neutral: 0-1</b>		
5/7/66	Springfield	W, 12-5	3/31/82	Springfield	W, 6-5	<b>Away: 0-0</b>			<b>Neutral: 0-1</b>		
4/7/67	Springfield	L, 1-10	4/5/84	Springfield	W, 4-2	<b>Home: 0-0</b>			<b>Neutral: 1-1</b>		
4/7/67	Springfield	W, 5-2	4/5/84	Springfield	W, 9-2	<b>Away: 9-13</b>			<b>Neutral: 1-1</b>		
4/8/67	Springfield	W, 4-3	4/23/85	St. Louis	L, 5-8	<b>Home: 0-0</b>			<b>Neutral: 1-1</b>		
5/12/67	Rolla, Mo.	L, 2-4	5/1/86	Springfield	L, 9-10	<b>Away: 0-0</b>			<b>Neutral: 1-1</b>		
5/13/67	Rolla, Mo.	L, 3-4	5/1/86	Springfield	W, 2-0	<b>Home: 0-0</b>			<b>Neutral: 1-1</b>		
5/13/67	Rolla, Mo.	W, 3-2	4/7/89	Springfield	W, 7-3	<b>Away: 0-0</b>			<b>Neutral: 1-1</b>		
4/18/68	Rolla, Mo.	L, 3-5	<b>Missouri Valley (2-0)</b>			<b>Home: 2-0</b>			<b>Away: 0-0</b>		
4/18/68	Rolla, Mo.	L, 4-5	<b>Home: 2-0</b>			<b>Away: 0-0</b>			<b>Neutral: 0-0</b>		
4/18/69	Springfield	W, 5-4	<b>Home: 2-0</b>			<b>Away: 0-0</b>			<b>Neutral: 0-0</b>		
4/19/69	Springfield	W, 3-0	<b>Home: 2-0</b>			<b>Away: 0-0</b>			<b>Neutral: 0-0</b>		
4/19/69	Springfield	W, 4-1	<b>Home: 2-0</b>			<b>Away: 0-0</b>			<b>Neutral: 0-0</b>		
5/9/69	Rolla, Mo.	W, 9-4	<b>Home: 2-0</b>			<b>Away: 0-0</b>			<b>Neutral: 0-0</b>		
5/9/69	Rolla, Mo.	L, 1-4	<b>Home: 2-0</b>			<b>Away: 0-0</b>			<b>Neutral: 0-0</b>		
5/10/69	Rolla, Mo.	W, 5-2	<b>Home: 2-0</b>			<b>Away: 0-0</b>			<b>Neutral: 0-0</b>		
4/3/70	Springfield	W, 6-5	<b>Home: 2-0</b>			<b>Away: 0-0</b>			<b>Neutral: 0-0</b>		
4/3/70	Springfield	W, 13-1	<b>Home: 2-0</b>			<b>Away: 0-0</b>			<b>Neutral: 0-0</b>		
4/4/70	Springfield	W, 2-0	<b>Home: 2-0</b>			<b>Away: 0-0</b>			<b>Neutral: 0-0</b>		
5/8/70	Rolla, Mo.	W, 3-0	<b>Home: 2-0</b>			<b>Away: 0-0</b>			<b>Neutral: 0-0</b>		
5/8/70	Rolla, Mo.	W, 2-1	<b>Home: 2-0</b>			<b>Away: 0-0</b>			<b>Neutral: 0-0</b>		
5/9/70	Rolla, Mo.	W, 13-3	<b>Home: 2-0</b>			<b>Away: 0-0</b>			<b>Neutral: 0-0</b>		
4/17/71	Springfield	W, 11-1	<b>Home: 2-0</b>			<b>Away: 0-0</b>			<b>Neutral: 0-0</b>		
4/17/71	Springfield	W, 4-1	<b>Home: 2-0</b>			<b>Away: 0-0</b>			<b>Neutral: 0-0</b>		
4/16/72	Springfield	L, 2-9	<b>Home: 2-0</b>			<b>Away: 0-0</b>			<b>Neutral: 0-0</b>		
4/16/72	Springfield	L, 2-6	<b>Home: 2-0</b>			<b>Away: 0-0</b>			<b>Neutral: 0-0</b>		
4/21/73	Rolla, Mo.	L, 3-4	<b>Home: 2-0</b>			<b>Away: 0-0</b>			<b>Neutral: 0-0</b>		
4/21/73	Rolla, Mo.	W, 7-1	<b>Home: 2-0</b>			<b>Away: 0-0</b>			<b>Neutral: 0-0</b>		
4/19/74	Springfield	W, 6-3	<b>Home: 2-0</b>			<b>Away: 0-0</b>			<b>Neutral: 0-0</b>		
4/19/74	Springfield	W, 20-2	<b>Home: 2-0</b>			<b>Away: 0-0</b>			<b>Neutral: 0-0</b>		
4/25/75	Rolla, Mo.	W, 3-0	<b>Home: 2-0</b>			<b>Away: 0-0</b>			<b>Neutral: 0-0</b>		
4/26/75	Rolla, Mo.	W, 7-0	<b>Home: 2-0</b>			<b>Away: 0-0</b>			<b>Neutral: 0-0</b>		
4/26/75	Rolla, Mo.	W, 3-1	<b>Home: 2-0</b>			<b>Away: 0-0</b>			<b>Neutral: 0-0</b>		
4/23/76	Springfield	W, 4-1	<b>Home: 2-0</b>			<b>Away: 0-0</b>			<b>Neutral: 0-0</b>		
4/29/77	Rolla, Mo.	W, 8-2	<b>Home: 2-0</b>			<b>Away: 0-0</b>			<b>Neutral: 0-0</b>		
4/30/77	Rolla, Mo.	L, 2-3	<b>Home: 2-0</b>			<b>Away: 0-0</b>			<b>Neutral: 0-0</b>		
4/30/77	Rolla, Mo.	W, 5-3	<b>Home: 2-0</b>			<b>Away: 0-0</b>			<b>Neutral: 0-0</b>		
4/28/78	Springfield	W, 6-2	<b>Home: 2-0</b>			<b>Away: 0-0</b>			<b>Neutral: 0-0</b>		
4/29/78	Springfield	W, 11-2	<b>Home: 2-0</b>			<b>Away: 0-0</b>			<b>Neutral: 0-0</b>		





**North Dakota State (5-1)**

<b>Home: 3-1</b>	<b>Away: 0-0</b>	<b>Neutral: 2-0</b>
5/23/69	*Mankato, Minn.	W, 6-1
5/24/69	*Mankato, Minn.	W, 4-2
3/5/10	Springfield	L, 3-6
3/6/10	Springfield	W, 6-1
3/6/10	Springfield	W, 15-2
3/7/10	Springfield	W, 6-2

**North Dakota (11-1)**

<b>Home: 11-1</b>	<b>Away: 0-0</b>	<b>Neutral: 0-0</b>
4/3/80	Springfield	W, 14-3
4/3/80	Springfield	W, 9-0
4/3/81	Springfield	W, 11-1
4/3/81	Springfield	W, 14-1
3/30/82	Springfield	W, 14-4
3/30/82	Springfield	W, 8-7
3/6/09	Springfield	L, 7-10
3/7/09	Springfield	W, 8-0
3/8/09	Springfield	W, 8-2
3/4/11	Springfield	W, 9-8
3/5/11	Springfield	W, 12-4
3/6/11	Springfield	W, 13-0

**North Texas (2-0)**

<b>Home: 0-0</b>	<b>Away: 2-0</b>	<b>Neutral: 0-0</b>
3/18/85	Denton, Texas	W, 2-1
3/18/85	Denton, Texas	W, 6-4

**Northern Arizona (1-0)**

<b>Home: 0-0</b>	<b>Away: 0-0</b>	<b>Neutral: 1-0</b>
3/28/81	Albuquerque, N.M.	W, 11-8

**Northern Colorado (3-0)**

<b>Home: 3-0</b>	<b>Away: 0-0</b>	<b>Neutral: 0-0</b>
3/14/08	Springfield	W, 14-4
3/15/08	Springfield	W, 5-3
3/15/08	Springfield	W, 8-2

**Northern Illinois (5-0)**

<b>Home: 2-0</b>	<b>Away: 0-0</b>	<b>Neutral: 3-0</b>
3/10/91	St. Louis	W, 11-0
3/16/97	Springfield	W, 8-3
3/16/97	Springfield	W, 8-7
2/21/14	Albuquerque, N.M.	W, 9-8
2/22/14	Albuquerque, N.M.	W, 11-0

**UNI (70-21)**

<b>Home: 33-13</b>	<b>Away: 34-8</b>	<b>Neutral: 3-0</b>
3/29/71	Springfield	W, 3-1
3/29/71	Springfield	W, 7-0
3/26/84	Springfield	W, 7-0
3/26/84	Springfield	W, 6-3
3/27/84	Springfield	W, 9-0
5/6/84	+Chicago	W, 7-2
5/6/84	+Chicago	W, 17-0
4/20/85	Cedar Falls, Iowa	W, 11-4
4/20/85	Cedar Falls, Iowa	W, 15-13
4/21/85	Cedar Falls, Iowa	W, 13-3
4/21/85	Cedar Falls, Iowa	W, 27-4
4/19/86	Springfield	W, 10-2
4/19/86	Springfield	W, 6-3
4/20/86	Springfield	W, 13-2
4/20/86	Springfield	W, 12-2
4/18/87	Cedar Falls, Iowa	L, 5-6
4/18/87	Cedar Falls, Iowa	W, 10-5
4/19/87	Cedar Falls, Iowa	W, 10-3
4/19/87	Cedar Falls, Iowa	W, 5-3
4/23/88	Springfield	W, 13-3
4/23/88	Springfield	W, 11-3
4/24/88	Springfield	W, 11-4
4/24/88	Springfield	W, 2-1
4/23/89	Cedar Falls, Iowa	W, 4-1
4/23/89	Cedar Falls, Iowa	W, 10-0
4/21/90	Springfield	W, 2-0
4/21/90	Springfield	W, 3-1
4/22/90	Springfield	W, 13-2
4/22/90	Springfield	W, 7-6
5/2/92	Cedar Falls, Iowa	W, 22-3
5/2/92	Cedar Falls, Iowa	W, 22-6
5/3/92	Cedar Falls, Iowa	W, 20-1
5/1/93	Springfield	W, 9-2
5/1/93	Springfield	W, 10-3
5/2/93	Springfield	W, 5-2
4/16/94	Cedar Falls, Iowa	W, 20-2
4/16/94	Cedar Falls, Iowa	W, 5-1
4/17/94	Cedar Falls, Iowa	W, 17-5
4/21/95	Springfield	W, 11-4
4/22/95	Springfield	W, 8-3
4/22/95	Springfield	W, 11-6
4/23/95	Springfield	L, 3-9
4/26/96	Cedar Falls, Iowa	L, 4-8
4/27/96	Cedar Falls, Iowa	W, 10-4




Bob Zimmermann

4/27/96	Cedar Falls, Iowa	W, 13-10	3/1/13	Conway, Ark.	W, 14-3
4/28/96	Cedar Falls, Iowa	W, 8-5	3/2/13	Conway, Ark.	L, 3-11
4/25/97	Springfield	L, 3-13	3/3/13	Conway, Ark.	W, 5-0
4/26/97	Springfield	W, 9-2	<b>Northwestern (4-0)</b>		
4/26/97	Springfield	L, 4-9	<b>Home: 3-0</b>	<b>Away: 0-0</b>	<b>Neutral: 1-0</b>
4/27/97	Springfield	W, 4-3	2/24/01	Lake Charles, La.	W, 8-0
4/11/98	Cedar Falls, Iowa	W, 8-4	3/8/13	Springfield	W, 2-1
4/11/98	Cedar Falls, Iowa	W, 14-6	3/9/13	Springfield	W, 7-5
4/12/98	Cedar Falls, Iowa	L, 4-11	3/10/13	Springfield	W, 3-2
4/12/98	Cedar Falls, Iowa	W, 8-4	<b>Northwest Missouri State (18-11)</b>		
4/24/99	Springfield	W, 13-7	<b>Home: 17-6</b>	<b>Away: 1-5</b>	<b>Neutral: 0-0</b>
4/24/99	Springfield	L, 8-11	5/16/69	+Springfield	W, 4-3
3/24/00	Cedar Falls, Iowa	L, 3-7	5/16/69	+Springfield	W, 5-2
3/25/00	Cedar Falls, Iowa	L, 7-10	5/8/71	Maryville, Mo.	W, 2-1
3/25/00	Cedar Falls, Iowa	W, 15-5	5/8/71	Maryville, Mo.	L, 6-7
3/26/00	Cedar Falls, Iowa	W, 19-0	5/6/72	Springfield	L, 0-2
5/11/01	Springfield	L, 3-6	5/6/72	Springfield	W, 6-5
5/12/01	Springfield	L, 1-4	5/12/73	L, 8-11	L, 3-6
5/12/01	Springfield	L, 5-7	5/12/73	Maryville, Mo.	L, 3-17
5/13/01	Springfield	L, 8-11	5/11/74	Springfield	W, 6-5
4/5/02	Cedar Falls, Iowa	W, 11-8	5/11/74	Springfield	W, 7-1
4/6/02	Cedar Falls, Iowa	W, 9-2	3/26/76	Springfield	W, 14-0
4/6/02	Cedar Falls, Iowa	W, 11-2	3/27/76	Springfield	L, 0-15
4/7/02	Cedar Falls, Iowa	W, 19-13	3/27/76	Springfield	W, 2-1
4/11/03	Springfield	W, 10-5	3/31/78	Springfield	L, 8-10
4/12/03	Springfield	W, 9-5	4/1/78	Springfield	L, 3-4
4/12/03	Springfield	L, 9-11	4/1/78	Springfield	W, 9-8
4/13/03	Springfield	L, 4-9	5/14/78	*Springfield	W, 5-2
5/22/03	+Wichita, Kan.	W, 11-6	5/15/78	*Springfield	W, 3-1
4/9/04	Cedar Falls, Iowa	L, 2-3	5/12/79	+Springfield	W, 8-5
4/10/04	Cedar Falls, Iowa	W, 5-0	5/12/79	+Springfield	L, 2-4
4/10/04	Cedar Falls, Iowa	W, 2-0	5/13/79	+Springfield	W, 10-9
4/11/04	Cedar Falls, Iowa	W, 12-7	5/17/79	*Springfield	W, 7-5
5/19/05	Springfield	W, 8-7	5/9/80	+Maryville, Mo.	L, 5-8
5/20/05	Springfield	W, 5-1	5/9/80	+Maryville, Mo.	L, 5-8
5/21/05	Springfield	W, 6-2	5/16/80	*Springfield	L, 5-6
4/7/06	Cedar Falls, Iowa	W, 2-1	3/10/88	Springfield	W, 13-5
4/8/06	Cedar Falls, Iowa	L, 1-8	3/15/89	Springfield	W, 8-7
4/9/06	Cedar Falls, Iowa	W, 4-2	3/16/89	Springfield	W, 12-3
3/23/07	Springfield	W, 4-3	3/9/90	Springfield	W, 8-1
3/24/07	Springfield	L, 8-9	<b>Notre Dame (1-3)</b>		
3/25/07	Springfield	W, 12-7	<b>Home: 1-1</b>	<b>Away: 0-0</b>	<b>Neutral: 0-2</b>
5/15/08	Cedar Falls, Iowa	W, 12-2	3/19/83	Springfield	W, 13-1
5/16/08	Cedar Falls, Iowa	W, 3-2	3/19/83	Springfield	L, 7-9
5/17/08	Cedar Falls, Iowa	L, 5-10	3/10/05	San Antonio	L, 4-6
5/1/09	Springfield	L, 5-10	3/12/05	San Antonio	L, 11-12
5/2/09	Springfield	L, 3-5	<b>Ohio State (3-0)</b>		

**Northwestern State (7-3)**

<b>Home: 0-0</b>	<b>Away: 4-1</b>	<b>Neutral: 3-2</b>
3/30/72	Shreveport, La.	L, 1-2
3/18/96	Natchitoches, La.	W, 12-7
2/28/98	Natchitoches, La.	L, 0-4
2/26/99	Houston, Texas	W, 7-2
3/2/12	Natchitoches, La.	W, 8-3
3/3/12	Natchitoches, La.	W, 3-2
3/4/12	Natchitoches, La.	W, 9-1



Scott Carroll



**Ohio Wesleyan (1-0)**

Home: 0-0    Away: 0-0    Neutral: 1-0  
 3/10/86    Jacksonville, Fla.    W, 11-6

**Oklahoma (2-5)**

Home: 1-0    Away: 1-4    Neutral: 0-1  
 3/29/89    Norman, Okla.    L, 4-11  
 4/20/89    Springfield    W, 19-3  
 3/27/93    Norman, Okla.    L, 5-7  
 2/28/03    Beaumont, Texas    L, 3-7  
 3/15/19    Norman, Okla.    W, 11-8  
 3/16/19    Norman, Okla.    L, 2-11  
 3/17/19    Norman, Okla.    L, 1-6

**Oklahoma Christian (1-0)**

Home: 0-0    Away: 1-0    Neutral: 0-0  
 3/23/67    Edmond, Okla.    W, 5-1

**Oklahoma City (1-7)**

Home: 0-3    Away: 1-1    Neutral: 0-3  
 3/20/82    Oklahoma City    L, 7-8  
 3/20/82    Oklahoma City    W, 5-3  
 4/26/84    Springfield    L, 2-10  
 4/28/84    Springfield    L, 3-6  
 4/28/84    Springfield    L, 7-15  
 3/22/85    Weatherford, Okla.    L, 6-10  
 3/23/85    Weatherford, Okla.    L, 6-9  
 3/23/85    Weatherford, Okla.    L, 2-4

**Oklahoma State (9-17)**

Home: 4-5    Away: 4-11    Neutral: 1-1  
 4/5/87    Stillwater, Okla.    L, 7-13  
 4/10/88    Stillwater, Okla.    L, 0-19  
 2/20/94    Arlington, Texas    L, 0-11  
 3/11/08    Stillwater, Okla.    L, 10-19  
 4/8/09    Springfield    W, 4-3  
 4/22/09    Stillwater, Okla.    L, 7-10  
 3/19/10    Stillwater, Okla.    L, 2-8  
 4/7/10    Springfield    W, 7-5  
 3/1/11    Stillwater, Okla.    W, 3-2  
 5/17/11    Springfield    W, 4-3  
 2/29/12    Stillwater, Okla.    W, 7-1  
 3/6/12    Springfield    W, 5-2  
 3/5/13    Stillwater, Okla.    L, 4-5  
 4/16/13    Springfield    L, 4-6  
 3/18/14    Springfield    L, 0-6  
 3/25/14    Stillwater, Okla.    L, 2-3  
 2/25/15    Stillwater, Okla.    L, 2-7  
 3/8/16    Springfield    L, 5-6  
 3/7/17    Stillwater, Okla.    L, 3-7  
 6/2/17    \*Fayetteville, Ark.    W, 6-5  
 3/7/18    Springfield    L, 8-10  
 3/17/18    Stillwater, Okla.    L, 2-4  
 3/12/19    Stillwater, Okla.    L, 2-13  
 3/3/20    Stillwater, Okla.    W, 11-10  
 3/2/21    Springfield    L, 0-7  
 3/23/21    Stillwater, Okla.    W, 11-8

**Oral Roberts (28-32)**

Home: 14-10    Away: 14-20    Neutral: 0-2  
 3/20/79    Tulsa, Okla.    L, 0-1  
 3/20/79    Tulsa, Okla.    L, 1-11  
 5/5/80    Tulsa, Okla.    L, 2-3  
 5/4/81    Tulsa, Okla.    L, 2-8  
 5/3/82    Tulsa, Okla.    L, 3-9  
 4/11/84    Tulsa, Okla.    L, 5-6  
 3/4/86    Tulsa, Okla.    L, 1-7  
 3/4/87    Tulsa, Okla.    W, 8-3  
 3/4/87    Tulsa, Okla.    L, 1-12  
 4/30/88    Springfield    L, 2-4  
 5/1/88    Tulsa, Okla.    L, 4-5  
 3/30/89    Tulsa, Okla.    W, 19-5  
 3/5/94    Tulsa, Okla.    L, 2-10  
 3/6/94    Tulsa, Okla.    W, 7-6  
 3/27/94    Springfield    L, 3-4  
 3/27/94    Springfield    W, 6-1  
 3/5/95    Tulsa, Okla.    W, 8-4  
 3/5/95    Tulsa, Okla.    L, 3-6  
 3/9/95    Springfield    W, 11-4  
 3/29/95    Springfield    L, 5-10  
 3/2/96    Tulsa, Okla.    L, 3-14  
 3/3/96    Tulsa, Okla.    L, 4-7  
 2/17/01    Arlington, Texas    L, 2-5  
 3/24/01    Tulsa, Okla.    L, 1-4  
 3/25/01    Springfield    W, 12-5  
 3/11/03    Tulsa, Okla.    L, 1-2  
 4/30/03    Springfield    L, 1-7

3/9/04    Tulsa, Okla.    L, 1-5  
 3/9/05    San Antonio    L, 0-11  
 3/29/05    Springfield    W, 7-4  
 3/7/06    Tulsa, Okla.    L, 6-7  
 3/7/07    Tulsa, Okla.    L, 4-7  
 5/8/07    Springfield    L, 6-9  
 4/22/08    Springfield    W, 9-6  
 3/29/09    Springfield    W, 10-1  
 3/29/09    Springfield    W, 3-2  
 4/2/10    Tulsa, Okla.    W, 13-3  
 4/3/10    Tulsa, Okla.    W, 5-1  
 4/4/10    Springfield    W, 15-1  
 3/25/11    Tulsa, Okla.    W, 10-5  
 3/27/11    Springfield    W, 6-5  
 3/15/12    Tulsa, Okla.    L, 0-1  
 3/16/12    Tulsa, Okla.    W, 5-3  
 3/17/12    Springfield    W, 5-0  
 3/18/12    Springfield    W, 3-2  
 5/7/13    Springfield    L, 1-4  
 5/8/13    Springfield    L, 3-5  
 2/25/14    Tulsa, Okla.    W, 3-2  
 4/2/14    Tulsa, Okla.    L, 1-4  
 5/6/14    Springfield    L, 1-5  
 3/2/16    Springfield    W, 5-0  
 2/21/17    Tulsa, Okla.    W, 9-5  
 3/28/17    Springfield    L, 1-3  
 3/13/18    Springfield    W, 6-5  
 3/13/19    Tulsa, Okla.    W, 11-2  
 2/25/20    Tulsa, Okla.    W, 6-3  
 3/10/20    Springfield    L, 0-2  
 2/23/21    Tulsa, Okla.    W, 8-2  
 2/24/21    Tulsa, Okla.    W, 14-11  
 3/16/21    Springfield    W, 5-1

**Oregon State (2-5)**

Home: 0-2    Away: 0-0    Neutral: 2-3  
 3/28/93    Norman, Okla.    L, 3-17  
 2/22/04    Arlington, Texas    L, 4-5  
 3/13/09    Portland, Ore.    L, 7-8  
 3/14/09    Portland, Ore.    W, 5-3  
 3/15/09    Portland, Ore.    W, 4-2  
 4/13/18    Springfield    L, 6-17  
 4/14/18    Springfield    L, 2-10

**Pepperdine (1-1)**

Home: 0-0    Away: 0-0    Neutral: 1-1  
 5/23/87    \*Tempe, Ariz.    L, 4-10  
 3/4/18    Greenville, N.C.    W, 8-7

**Pittsburg State (16-14)**

Home: 12-4    Away: 4-10    Neutral: 0-0  
 4/28/64    Springfield    L, 4-5  
 4/28/64    Springfield    W, 7-5  
 5/1/65    Springfield    L, 2-5  
 5/1/65    Springfield    L, 2-5  
 5/3/66    Pittsburg, Kan.    W, 3-2  
 5/3/66    Pittsburg, Kan.    L, 6-7  
 4/11/67    Pittsburg, Kan.    L, 0-2  
 4/11/67    Pittsburg, Kan.    L, 2-3  
 4/9/68    Pittsburg, Kan.    L, 0-4  
 4/9/68    Pittsburg, Kan.    W, 3-0  
 4/1/69    Springfield    W, 8-7  
 4/1/69    Springfield    W, 11-2  
 4/8/69    Pittsburg, Kan.    L, 1-4  
 4/8/69    Pittsburg, Kan.    L, 3-5  
 4/7/70    Pittsburg, Kan.    W, 7-1  
 4/7/70    Pittsburg, Kan.    L, 2-7  
 3/27/71    Springfield    W, 9-4  
 3/27/71    Springfield    W, 3-2  
 4/26/71    Pittsburg, Kan.    L, 0-2  
 4/26/71    Pittsburg, Kan.    L, 2-3  
 3/21/72    Springfield    W, 7-4  
 3/21/72    Springfield    W, 14-0  
 4/4/72    Pittsburg, Kan.    L, 12-13  
 4/4/72    Pittsburg, Kan.    W, 10-6  
 4/2/96    Springfield    W, 6-4  
 3/19/97    Springfield    L, 1-4  
 3/6/98    Springfield    W, 2-1  
 4/20/99    Springfield    W, 30-2  
 3/1/00    Springfield    W, 10-1  
 3/13/01    Springfield    W, 13-6

**Purdue (0-3)**

Home: 0-3    Away: 0-0    Neutral: 0-0  
 3/14/06    Springfield    L, 5-7  
 3/15/06    Springfield    L, 3-10  
 3/13/12    Springfield    L, 2-4

**Rice (1-7)**

Home: 0-0    Away: 1-4    Neutral: 0-3  
 2/16/97    Houston    L, 6-7  
 5/22/97    Lubbock, Texas    L, 2-5  
 5/25/97    Lubbock, Texas    L, 6-25  
 6/14/03    +Omaha, Neb.    L, 2-4  
 2/18/05    Houston    L, 2-8  
 2/28/20    Houston    L, 4-12  
 2/29/20    Houston    W, 9-3  
 3/1/20    Houston    L, 1-4

**Rockhurst (14-5)**

Home: 6-3    Away: 8-2    Neutral: 0-0  
 4/21/64    Springfield    L, 0-9  
 4/22/64    Springfield    W, 6-2  
 4/22/64    Springfield    L, 5-7  
 4/27/65    Kansas City, Mo.    L, 2-4  
 4/27/65    Kansas City, Mo.    W, 3-1  
 4/5/66    Springfield    W, 11-4  
 4/5/66    Springfield    W, 2-1  
 4/1/67    Kansas City, Mo.    W, 15-4  
 4/1/67    Kansas City, Mo.    W, 14-5  
 5/1/68    Kansas City, Mo.    W, 3-2  
 5/1/68    Kansas City, Mo.    W, 4-2  
 4/22/69    Kansas City, Mo.    W, 4-0  
 4/22/69    Kansas City, Mo.    L, 2-8  
 4/24/73    Kansas City, Mo.    W, 8-3  
 4/24/73    Kansas City, Mo.    W, 7-3  
 4/23/74    Springfield    W, 14-4  
 4/23/74    Springfield    W, 8-6  
 4/14/97    Springfield    W, 11-10  
 3/12/99    Springfield    L, 4-11

**St. John's (0-1)**

Home: 0-0    Away: 0-0    Neutral: 0-1  
 3/15/93    Fresno, Calif.    L, 4-5


**Saint Joseph's (0-1)**

Home: 0-0    Away: 0-0    Neutral: 0-1  
 3/2/18    Greenville, N.C.    L, 3-6

**Saint Louis (49-12)**

Home: 32-4    Away: 16-8    Neutral: 1-0  
 3/30/70    St. Louis    L, 4-7  
 3/30/70    St. Louis    L, 6-7  
 5/4/71    Springfield    W, 4-0  
 5/4/71    Springfield    W, 6-3  
 3/7/84    Springfield    W, 17-0  
 4/6/85    St. Louis    W, 12-6  
 4/6/85    St. Louis    W, 13-0  
 3/31/86    Springfield    W, 7-6  
 3/31/86    Springfield    W, 13-6

4/6/86    St. Louis    W, 6-5  
 4/6/86    St. Louis    W, 8-2  
 3/6/87    Springfield    W, 19-8  
 3/7/87    Springfield    W, 8-4  
 3/7/87    Springfield    W, 13-5  
 3/8/87    Springfield    W, 7-5  
 5/5/89    St. Louis    W, 16-11  
 3/4/90    Springfield    W, 8-2  
 3/4/90    Springfield    W, 13-1  
 3/1/91    Springfield    W, 13-6  
 3/1/91    Springfield    W, 12-2  
 3/9/91    St. Louis    W, 7-4  
 3/1/92    Springfield    W, 25-5  
 3/1/92    Springfield    W, 10-4  
 3/2/94    Springfield    W, 10-1  
 3/2/94    Springfield    W, 7-0  
 3/8/95    Springfield    W, 12-7  
 3/28/95    St. Louis    W, 9-6  
 2/28/96    Springfield    W, 11-10  
 3/26/96    St. Louis    L, 3-7  
 4/1/97    Springfield    W, 5-4  
 4/16/97    St. Louis    W, 17-12  
 3/24/98    Springfield    W, 7-6  
 3/23/99    Springfield    W, 10-4  
 3/14/00    St. Louis    L, 2-3  
 4/19/00    Springfield    L, 2-8  
 3/8/01    St. Louis    L, 8-12  
 4/11/01    Springfield    W, 6-4  
 3/13/02    St. Louis    W, 6-5  
 4/2/02    Springfield    W, 12-1  
 4/9/03    Springfield    W, 8-7  
 4/14/03    St. Louis    L, 5-6  
 3/16/04    St. Louis    W, 21-10  
 3/31/04    Springfield    W, 19-2  
 4/6/05    Springfield    L, 5-6  
 4/27/05    St. Louis    W, 16-8  
 3/29/06    Springfield    W, 10-2  
 4/25/06    St. Louis    L, 3-5  
 3/28/07    Springfield    W, 9-1  
 4/8/08    Springfield    W, 7-3  
 4/23/08    St. Louis    W, 9-4  
 4/28/09    Springfield    L, 3-8  
 4/20/10    St. Louis    W, 9-6  
 4/1/11    St. Louis    W, 5-3  
 4/2/11    St. Louis    L, 5-6  
 4/3/11    Springfield    W, 13-11  
 4/17/12    Springfield    L, 0-1  
 4/1/14    Springfield    W, 8-0  
 5/5/15    St. Louis    W, 8-2  
 4/5/16    Springfield    W, 15-4  
 4/17/17    St. Louis    W, 15-8



**Missouri State Series Results**



6/3/18 ^Oxford, Miss. W, 9-8

**Saint Mary's (1-0)**

Home: 0-0 Away: 0-0 Neutral: 1-0  
2/28/09 Huntsville, Texas W, 17-3

**Sam Houston State (1-0)**

Home: 0-0 Away: 0-1 Neutral: 1-0  
2/28/09 Huntsville, Texas L, 11-15  
2/16/13 San Marcos, Texas W, 3-2

**San Diego (0-1)**

Home: 0-0 Away: 0-1 Neutral: 0-0  
2/23/19 San Diego, Calif. L, 4-14

**Seton Hall (1-0)**

Home: 0-0 Away: 0-0 Neutral: 1-0  
3/17/18 Stillwater, Okla. W, 14-2

**South Alabama (1-1)**

Home: 0-0 Away: 1-1 Neutral: 0-0  
3/21/92 Mobile, Ala. L, 2-3  
3/17/94 Mobile, Ala. W, 7-4

**South Dakota (3-0)**

Home: 2-0 Away: 0-0 Neutral: 1-0  
3/6/84 Springfield W, 11-1  
3/6/84 Springfield W, 13-3  
3/28/86 Joplin, Mo. W, 14-0

**South Dakota State (3-3)**

Home: 2-3 Away: 0-0 Neutral: 1-0  
3/16/07 Springfield W, 5-1  
3/17/07 Springfield W, 11-1  
3/18/07 Springfield L, 3-6  
3/10/09 Springfield L, 5-10  
3/11/09 Springfield L, 6-7  
2/27/11 Arlington, Texas W, 2-0

**Southeast Missouri (67-40)**

Home: 38-16 Away: 29-24 Neutral: 0-0  
5/9/64 Cape Girardeau, Mo. L, 0-5  
5/9/64 Cape Girardeau, Mo. L, 4-5  
5/15/65 Springfield L, 2-7  
5/15/65 Springfield L, 6-9  
4/15/66 Springfield L, 1-4  
4/16/66 Springfield L, 1-8  
4/16/66 Springfield L, 3-4  
4/29/66 Cape Girardeau, Mo. L, 0-11

4/15/67 Cape Girardeau, Mo. W, 5-0  
4/15/67 Cape Girardeau, Mo. L, 8-9  
4/25/67 Springfield L, 2-9  
4/12/68 Cape Girardeau, Mo. L, 2-13  
4/12/68 Cape Girardeau, Mo. W, 5-4  
5/3/68 Springfield L, 2-5  
5/3/68 Springfield W, 6-3  
5/4/68 Springfield W, 5-4  
4/11/69 Springfield W, 3-2  
4/11/69 Springfield W, 6-0  
4/12/69 Springfield W, 11-10  
5/2/69 Cape Girardeau, Mo. W, 8-1  
5/2/69 Cape Girardeau, Mo. W, 7-2  
5/3/69 Cape Girardeau, Mo. W, 3-1  
4/10/70 Cape Girardeau, Mo. W, 9-0  
4/10/70 Cape Girardeau, Mo. L, 3-5  
4/11/70 Cape Girardeau, Mo. L, 4-5  
4/24/70 Springfield W, 7-2  
4/24/70 Springfield L, 2-14  
4/25/70 Springfield W, 3-2  
4/3/71 Cape Girardeau, Mo. W, 4-1  
4/3/71 Cape Girardeau, Mo. L, 2-3  
4/1/72 Springfield W, 7-1  
4/1/72 Springfield W, 6-3  
4/6/74 Springfield W, 4-3  
4/6/74 Springfield L, 5-6  
4/11/75 Cape Girardeau, Mo. W, 10-5  
4/12/75 Cape Girardeau, Mo. W, 3-2  
4/12/75 Cape Girardeau, Mo. W, 3-2  
4/9/76 Springfield L, 9-13  
4/10/76 Springfield L, 2-6  
4/10/76 Springfield W, 12-10  
4/15/77 Cape Girardeau, Mo. L, 3-4  
4/16/77 Cape Girardeau, Mo. L, 5-7  
4/16/77 Cape Girardeau, Mo. L, 1-6  
5/18/77 ^Springfield W, 6-2  
5/20/77 ^Springfield L, 3-5  
4/14/78 Springfield L, 2-5  
4/22/92 Springfield W, 4-3  
5/4/93 Cape Girardeau, Mo. W, 6-1  
5/4/93 Springfield L, 5-7  
4/13/94 Cape Girardeau, Mo. W, 5-0  
4/13/94 Cape Girardeau, Mo. W, 11-0  
5/4/94 Cape Girardeau, Mo. L, 8-10  
5/4/94 Springfield W, 11-6  
3/21/95 Cape Girardeau, Mo. W, 4-3  
3/22/95 Cape Girardeau, Mo. W, 5-2  
3/8/97 Springfield W, 10-5  
3/8/97 Springfield W, 4-1  
3/25/98 Cape Girardeau, Mo. L, 17-18  
3/25/98 Cape Girardeau, Mo. L, 4-5  
3/30/99 Springfield W, 8-1  
3/30/99 Springfield W, 10-2  
2/27/00 Cape Girardeau, Mo. L, 6-11  
2/27/00 Cape Girardeau, Mo. L, 3-5  
4/24/01 Cape Girardeau, Mo. L, 9-11  
3/22/02 Cape Girardeau, Mo. W, 5-3  
3/23/02 Cape Girardeau, Mo. W, 11-9  
3/24/02 Cape Girardeau, Mo. W, 9-3  
5/7/03 Springfield W, 3-1  
5/7/03 Springfield W, 11-5  
3/19/04 Cape Girardeau, Mo. L, 2-5  
3/20/04 Cape Girardeau, Mo. L, 2-8  
3/21/04 Cape Girardeau, Mo. W, 6-2  
5/17/05 Springfield W, 10-2  
5/18/05 Springfield W, 11-6  
3/22/06 Cape Girardeau, Mo. W, 5-2  
4/3/07 Springfield W, 16-3  
4/4/07 Springfield W, 9-5  
3/25/08 Cape Girardeau, Mo. L, 2-6  
3/26/08 Cape Girardeau, Mo. W, 7-6  
3/17/09 Springfield W, 13-2  
3/18/09 Springfield W, 16-3  
3/10/10 Cape Girardeau, Mo. L, 11-12  
3/15/11 Springfield L, 7-8  
3/16/11 Springfield W, 2-1  
3/20/12 Cape Girardeau, Mo. W, 8-1  
3/27/13 Springfield W, 11-4  
3/11/14 Cape Girardeau, Mo. L, 5-6  
4/7/15 Springfield W, 2-1  
3/15/17 Cape Girardeau, Mo. L, 4-5  
3/20/18 Springfield W, 10-5  
4/2/19 Cape Girardeau, Mo. W, 8-2  
3/30/21 Cape Girardeau, Mo. W, 9-8




4/11/81 Cape Girardeau, Mo. W, 13-5  
4/11/81 Cape Girardeau, Mo. W, 4-1  
5/2/81 Springfield W, 4-3  
5/2/81 Springfield W, 5-2  
4/22/92 Springfield W, 6-1  
4/22/92 Springfield L, 10-13  
5/4/93 Cape Girardeau, Mo. W, 5-4  
5/4/93 Cape Girardeau, Mo. W, 6-1  
4/13/94 Cape Girardeau, Mo. W, 3-1  
4/13/94 Cape Girardeau, Mo. W, 5-1  
5/4/94 Springfield W, 8-6  
5/4/94 Springfield W, 7-0  
3/21/95 Cape Girardeau, Mo. L, 6-12  
3/22/95 Cape Girardeau, Mo. W, 13-5  
3/8/97 Springfield W, 10-5  
3/8/97 Springfield W, 4-1  
3/25/98 Cape Girardeau, Mo. L, 17-18  
3/25/98 Cape Girardeau, Mo. L, 4-5  
3/30/99 Springfield W, 8-1  
3/30/99 Springfield W, 10-2  
2/27/00 Cape Girardeau, Mo. L, 6-11  
2/27/00 Cape Girardeau, Mo. L, 3-5  
4/24/01 Cape Girardeau, Mo. L, 9-11  
3/22/02 Cape Girardeau, Mo. W, 5-3  
3/23/02 Cape Girardeau, Mo. W, 11-9  
3/24/02 Cape Girardeau, Mo. W, 9-3  
5/7/03 Springfield W, 3-1  
5/7/03 Springfield W, 11-5  
3/19/04 Cape Girardeau, Mo. L, 2-5  
3/20/04 Cape Girardeau, Mo. L, 2-8  
3/21/04 Cape Girardeau, Mo. W, 6-2  
5/17/05 Springfield W, 10-2  
5/18/05 Springfield W, 11-6  
3/22/06 Cape Girardeau, Mo. W, 5-2  
4/3/07 Springfield W, 16-3  
4/4/07 Springfield W, 9-5  
3/25/08 Cape Girardeau, Mo. L, 2-6  
3/26/08 Cape Girardeau, Mo. W, 7-6  
3/17/09 Springfield W, 13-2  
3/18/09 Springfield W, 16-3  
3/10/10 Cape Girardeau, Mo. L, 11-12  
3/15/11 Springfield L, 7-8  
3/16/11 Springfield W, 2-1  
3/20/12 Cape Girardeau, Mo. W, 8-1  
3/27/13 Springfield W, 11-4  
3/11/14 Cape Girardeau, Mo. L, 5-6  
4/7/15 Springfield W, 2-1  
3/15/17 Cape Girardeau, Mo. L, 4-5  
3/20/18 Springfield W, 10-5  
4/2/19 Cape Girardeau, Mo. W, 8-2  
3/30/21 Cape Girardeau, Mo. W, 9-8

**Southeastern Louisiana (3-0)**

Home: 0-0 Away: 3-0 Neutral: 0-0  
3/12/94 Hammond, La. W, 6-5  
3/13/94 Hammond, La. W, 9-5  
3/20/95 Hammond, La. W, 6-3

**Southern Illinois (75-44)**

Home: 31-21 Away: 36-19 Neutral: 8-4  
4/3/88 Carbondale, Ill. W, 8-5  
4/3/88 Carbondale, Ill. L, 3-4  
4/1/89 Carbondale, Ill. L, 1-2  
4/2/89 Carbondale, Ill. W, 2-1  
3/31/90 Springfield L, 2-3  
3/31/90 Springfield L, 2-9  
4/1/90 Springfield W, 7-6  
3/29/91 Carbondale, Ill. W, 6-1  
3/30/91 Carbondale, Ill. L, 3-8  
3/30/91 Carbondale, Ill. W, 9-2  
3/31/91 Carbondale, Ill. W, 8-4  
3/28/92 Springfield W, 9-4  
3/28/92 Springfield W, 15-3  
3/29/92 Springfield L, 3-5  
5/14/93 Carbondale, Ill. W, 9-8  
5/15/93 Carbondale, Ill. W, 14-6  
5/15/93 Carbondale, Ill. W, 5-4  
4/9/94 Springfield W, 4-3  
4/9/94 Springfield W, 10-4  
5/18/94 +Wichita, Kan. L, 1-3  
4/14/95 Carbondale, Ill. L, 14-15  
4/15/95 Carbondale, Ill. W, 13-5  
4/15/95 Carbondale, Ill. W, 18-2  
4/16/95 Carbondale, Ill. W, 9-6  
4/12/96 Springfield L, 4-6  
4/13/96 Springfield L, 2-3  
4/13/96 Springfield W, 11-1  
4/14/96 Springfield W, 14-13  
3/29/97 Carbondale, Ill. L, 6-13  
3/29/97 Carbondale, Ill. W, 9-7  
5/15/97 +Wichita, Kan. L, 4-5  
5/16/97 +Wichita, Kan. W, 17-11  
5/8/98 Springfield W, 8-7  
5/9/98 Springfield W, 9-6  
5/9/98 Springfield L, 0-7  
5/10/98 Springfield W, 5-4  
4/2/99 Carbondale, Ill. W, 9-8  
4/4/99 Carbondale, Ill. W, 7-3  
4/4/99 Carbondale, Ill. W, 11-2  
4/14/00 Springfield W, 5-0  
4/15/00 Springfield W, 8-1  
4/15/00 Springfield L, 4-6  
4/16/00 Springfield W, 12-7  
4/20/01 Carbondale, Ill. W, 8-5  
4/21/01 Carbondale, Ill. L, 3-4  
4/21/01 Carbondale, Ill. W, 13-3





4/22/01	Carbondale, Ill.	W, 11-2	3/30/14	Springfield	W, 6-5	3/27/81	Albuquerque, N.M.	W, 3-2	4/30/82	Springfield	W, 8-3
4/12/02	Springfield	W, 12-7	5/8/15	Carbondale, Ill.	W, 1-0	4/21/81	Springfield	L, 0-3	4/30/82	Springfield	W, 10-6
4/13/02	Springfield	W, 4-1	5/9/15	Carbondale, Ill.	W, 5-0	4/21/81	Springfield	W, 8-7	4/12/83	Bolivar, Mo.	W, 19-5
4/13/02	Springfield	W, 4-1	5/10/15	Carbondale, Ill.	W, 5-3	3/24/82	Albuquerque, N.M.	W, 16-8	4/12/83	Bolivar, Mo.	W, 10-1
4/14/02	Springfield	L, 5-10	5/20/15	+Wichita, Kan.	W, 7-0	3/27/82	Albuquerque, N.M.	L, 6-9	5/3/83	Springfield	W, 5-0
5/22/02	+Wichita, Kan.	W, 14-7	5/6/16	Springfield	L, 4-5	4/24/82	Edwardsville, Ill.	L, 4-6	5/3/83	Springfield	W, 10-3
4/18/03	Carbondale, Ill.	L, 0-5	5/7/16	Springfield	L, 10-12	4/24/82	Edwardsville, Ill.	L, 3-5	4/7/84	Springfield	W, 6-4
4/19/03	Carbondale, Ill.	W, 5-0	5/8/16	Springfield	L, 8-14	5/13/82	*Edwardsville, Ill.	W, 5-3	4/19/84	Bolivar, Mo.	W, 11-5
4/19/03	Carbondale, Ill.	W, 8-3	5/5/17	Carbondale, Ill.	W, 7-5	4/24/83	Springfield	L, 8-10	4/19/84	Bolivar, Mo.	W, 11-3
4/20/03	Carbondale, Ill.	W, 12-1	5/6/17	Carbondale, Ill.	W, 19-9	4/24/83	Springfield	L, 3-8	4/25/85	Bolivar, Mo.	W, 17-5
5/23/03	+Wichita, Kan.	L, 4-9	5/7/17	Carbondale, Ill.	W, 7-4	3/16/85	Springfield	L, 4-5	3/3/86	Springfield	W, 13-4
4/2/04	Springfield	L, 2-3	5/25/17	+Springfield	W, 13-3	3/16/85	Springfield	W, 7-1	4/17/86	Bolivar, Mo.	W, 8-1
4/3/04	Springfield	W, 2-0	5/11/18	Springfield	W, 5-3	4/5/86	Edwardsville, Ill.	W, 13-9	3/10/87	Springfield	W, 7-6
4/3/04	Springfield	W, 7-3	5/12/18	Springfield	W, 14-9	4/5/86	Edwardsville, Ill.	L, 4-5	4/21/87	Bolivar, Mo.	W, 12-5
4/4/04	Springfield	W, 6-3	5/13/18	Springfield	W, 8-3	4/21/10	Springfield	W, 5-3	3/1/88	Springfield	W, 9-7
5/26/04	+Springfield	L, 1-3	4/5/19	Carbondale, Ill.	W, 10-5	3/9/12	Springfield	W, 3-0	4/14/88	Bolivar, Mo.	W, 14-3
4/15/05	Carbondale, Ill.	W, 7-6	4/6/19	Carbondale, Ill.	W, 13-4	3/10/12	Springfield	L, 1-3	3/2/89	Springfield	W, 16-6
4/16/05	Carbondale, Ill.	L, 5-8	4/6/19	Carbondale, Ill.	L, 2-4	3/10/12	Springfield	W, 10-7	4/26/89	Bolivar, Mo.	W, 22-3
4/17/05	Carbondale, Ill.	L, 2-4	5/23/19	+Normal, Ill.	L, 9-10	3/4/16	Springfield	W, 6-2	3/14/90	Springfield	W, 10-2
4/21/06	Springfield	W, 10-6	4/30/21	Carbondale, Ill.	L, 2-3	3/5/16	Springfield	W, 12-5	4/12/90	Bolivar, Mo.	W, 12-0
4/22/06	Springfield	L, 2-7	5/1/21	Carbondale, Ill.	L, 5-6	3/6/16	Springfield	W, 11-1	4/16/91	Springfield	W, 13-1
4/23/06	Springfield	L, 2-9	5/1/21	Carbondale, Ill.	L, 0-4	3/11/20	Springfield	W, 13-3	4/23/92	Springfield	W, 26-11
5/24/06	+Wichita, Kan.	W, 7-5	5/2/21	Carbondale, Ill.	L, 0-5				3/25/93	Springfield	W, 4-3
4/27/07	Carbondale, Ill.	L, 3-5							4/12/94	Springfield	L, 1-6
4/28/07	Carbondale, Ill.	L, 4-6							3/12/95	Springfield	W, 11-5
4/29/07	Carbondale, Ill.	L, 8-10							4/24/96	Springfield	W, 16-4
3/28/08	Springfield	W, 5-2							4/23/97	Springfield	W, 5-4
3/29/08	Springfield	L, 7-8							3/3/98	Springfield	W, 13-5
3/30/08	Springfield	W, 5-0							4/13/99	Springfield	W, 10-3
5/23/08	+Wichita, Kan.	W, 11-6							4/4/00	Springfield	W, 25-6
4/3/09	Carbondale, Ill.	W, 10-9									
4/4/09	Carbondale, Ill.	W, 9-3									
5/21/09	+Wichita, Kan.	W, 8-4									
5/20/10	Springfield	L, 2-13									
5/21/10	Springfield	L, 5-6									
5/22/10	Springfield	W, 6-5									
5/26/10	+Wichita, Kan.	W, 14-10									
4/16/11	Carbondale, Ill.	W, 11-4									
4/17/11	Carbondale, Ill.	L, 1-11									
4/17/11	Carbondale, Ill.	W, 5-4									
5/24/11	+Omaha, Neb.	W, 6-4									
4/27/12	Springfield	W, 1-0									
4/28/12	Springfield	L, 3-8									
4/29/12	Springfield	W, 12-6									
5/24/12	+Springfield	L, 2-3									
4/12/13	Carbondale, Ill.	W, 7-3									
4/13/13	Carbondale, Ill.	W, 14-6									
4/14/13	Carbondale, Ill.	L, 5-8									
3/28/14	Springfield	W, 8-3									
3/29/14	Springfield	L, 5-9									

**SIU Edwardsville (26-20)**

<b>Home: 15-9</b>	<b>Away: 6-10</b>	<b>Neutral: 5-1</b>
4/26/69	Edwardsville, Ill.	L, 2-7
4/26/69	Edwardsville, Ill.	W, 14-2
5/1/70	Springfield	L, 0-4
5/1/70	Springfield	L, 1-4
4/24/71	Edwardsville, Ill.	L, 3-7
4/24/71	Edwardsville, Ill.	L, 2-10
5/8/73	Springfield	W, 2-0
5/8/73	Springfield	L, 2-3
5/7/74	Edwardsville, Ill.	L, 4-6
5/7/74	Edwardsville, Ill.	L, 4-7
5/6/75	Springfield	W, 5-4
5/6/75	Springfield	W, 19-18
5/1/76	Edwardsville, Ill.	W, 2-1
5/3/77	Springfield	L, 1-9
5/3/77	Springfield	W, 11-3
5/2/78	Edwardsville, Ill.	W, 7-5
5/2/78	Edwardsville, Ill.	L, 2-3
3/23/79	Albuquerque, N.M.	W, 4-0
3/24/79	Albuquerque, N.M.	W, 2-1
5/9/79	Springfield	W, 10-6
5/9/79	Springfield	W, 8-7
3/17/80	Albuquerque, N.M.	W, 10-3
4/16/80	Edwardsville, Ill.	L, 2-3
4/16/80	Edwardsville, Ill.	W, 9-8

**Southern Miss (16-16)**

<b>Home: 0-0</b>	<b>Away: 6-16</b>	<b>Neutral: 0-0</b>
3/27/90	Hattiesburg, Miss.	W, 11-9
3/24/92	Hattiesburg, Miss.	W, 6-5
3/17/95	Hattiesburg, Miss.	L, 2-11
3/18/95	Hattiesburg, Miss.	W, 7-0
3/19/95	Hattiesburg, Miss.	W, 10-6
3/19/96	Hattiesburg, Miss.	L, 4-5
3/20/96	Hattiesburg, Miss.	L, 2-7
3/17/98	Hattiesburg, Miss.	W, 9-8
3/18/98	Hattiesburg, Miss.	L, 6-10
3/28/00	Hattiesburg, Miss.	L, 5-7
3/29/00	Hattiesburg, Miss.	L, 4-8
2/26/05	Hattiesburg, Miss.	L, 7-8
3/12/10	Hattiesburg, Miss.	L, 3-4
3/13/10	Hattiesburg, Miss.	L, 0-6
3/14/10	Hattiesburg, Miss.	L, 4-13
3/11/11	Hattiesburg, Miss.	L, 4-10
3/12/11	Hattiesburg, Miss.	L, 3-13
3/13/11	Hattiesburg, Miss.	L, 1-12
2/23/13	Hattiesburg, Miss.	W, 5-1
3/19/21	Hattiesburg, Miss.	L, 1-2
3/20/21	Hattiesburg, Miss.	L, 0-5
3/21/21	Hattiesburg, Miss.	L, 1-3

**Southern (1-3)**

<b>Home: 0-0</b>	<b>Away: 1-3</b>	<b>Neutral: 0-0</b>
3/20/84	Baton Rouge, La.	W, 10-7
3/20/84	Baton Rouge, La.	L, 3-20
3/21/84	Baton Rouge, La.	L, 5-17
3/21/84	Baton Rouge, La.	L, 4-6

**Southwest Baptist (54-6)**

<b>Home: 32-3</b>	<b>Away: 22-3</b>	<b>Neutral: 0-0</b>
3/27/67	Springfield	W, 6-1
4/5/68	Springfield	W, 5-2
3/27/73	Bolivar, Mo.	W, 7-5
4/3/74	Springfield	W, 19-4
4/3/74	Springfield	W, 15-4
4/3/75	Bolivar, Mo.	L, 3-5
4/3/75	Bolivar, Mo.	W, 3-2
4/27/76	Springfield	W, 11-2
4/27/76	Springfield	W, 5-3
4/18/77	Bolivar, Mo.	W, 6-4
4/18/77	Bolivar, Mo.	W, 6-5
5/7/77	Springfield	L, 7-9
5/7/77	Springfield	W, 6-1
4/18/78	Springfield	L, 8-18
4/18/78	Springfield	W, 11-2
5/6/78	Bolivar, Mo.	W, 3-2
5/6/78	Bolivar, Mo.	W, 11-1
4/17/79	Bolivar, Mo.	W, 15-0
4/17/79	Bolivar, Mo.	L, 3-10
4/27/79	Springfield	W, 6-0
4/27/79	Springfield	W, 8-4
4/10/80	Bolivar, Mo.	W, 10-7
4/10/80	Bolivar, Mo.	W, 14-5
4/22/80	Springfield	W, 12-2
4/22/80	Springfield	W, 7-5
4/23/81	Bolivar, Mo.	L, 3-4
4/23/81	Bolivar, Mo.	W, 17-1
5/5/81	Springfield	W, 6-2
4/12/82	Bolivar, Mo.	W, 17-1
4/15/82	Bolivar, Mo.	W, 17-16

**Stephen F. Austin State (3-0)**

<b>Home: 0-0</b>	<b>Away: 1-0</b>	<b>Neutral: 2-0</b>
2/24/12	Arlington, Texas	W, 5-4
2/24/12	Arlington, Texas	W, 8-3
2/14/15	Nacogdoches, Texas	W, 5-4

**Stetson (2-3)**

<b>Home: 0-0</b>	<b>Away: 2-3</b>	<b>Neutral: 0-0</b>
3/21/88	DeLand, Fla.	W, 9-0
3/22/88	DeLand, Fla.	L, 3-4
3/23/88	DeLand, Fla.	L, 3-6
3/20/89	DeLand, Fla.	L, 1-6
3/22/89	DeLand, Fla.	W, 5-2

**Stony Brook (1-1)**

<b>Home: 0-0</b>	<b>Away: 0-0</b>	<b>Neutral: 1-1</b>
6/3/12	*Coral Gables, Fla.	L, 7-10
2/18/17	Lake Charles, La.	W, 7-0

**Tarkio (1-0)**

<b>Home: 1-0</b>	<b>Away: 0-0</b>	<b>Neutral: 0-0</b>
3/20/86	Springfield	W, 12-2

**Tarleton State (0-1)**

<b>Home: 0-0</b>	<b>Away: 0-0</b>	<b>Neutral: 0-1</b>
3/6/21	Conway, Ark.	L, 5-7

**UT Martin (8-3)**

<b>Home: 4-2</b>	<b>Away: 4-1</b>	<b>Neutral: 0-0</b>
2/27/93	Martin, Tenn.	W, 8-5
2/28/93	Martin, Tenn.	W, 14-4
2/28/93	Martin, Tenn.	W, 13-1
2/26/94	Springfield	L, 7-10
2/27/94	Springfield	W, 7-6
2/27/94	Springfield	W, 7-5
4/25/14	Martin, Tenn.	L, 3-4
4/26/14	Martin, Tenn.	W, 7-5
4/17/15	Springfield	L, 2-6
4/18/15	Springfield	W, 6-3
4/19/15	Springfield	W, 5-4

**Tennessee Tech (1-3)**


<b>Home: 0-0</b>	<b>Away: 0-0</b>	<b>Neutral: 1-3</b>
2/17/12	Lubbock, Texas	L, 2-3
2/18/12	Lubbock, Texas	W, 10-8
6/2/18	*Oxford, Miss.	L, 4-6
6/3/18	*Oxford, Miss.	L, 1-2

**Texas A&M (1-0)**

<b>Home: 0-0</b>	<b>Away: 1-0</b>	<b>Neutral: 0-0</b>
2/26/06	College Station, Texas	W, 3-2

**UT Arlington (8-9)**

<b>Home: 0-0</b>	<b>Away: 8-8</b>	<b>Neutral: 1-1</b>
3/19/85	Arlington, Texas	W, 11-9
3/21/85	Arlington, Texas	L, 2-3
3/21/85	Arlington, Texas	L, 1-11



Bart Evans



Aaron Meade

2/18/94	Arlington, Texas	L, 5-6
2/17/96	Arlington, Texas	W, 5-3
2/18/01	Arlington, Texas	W, 6-2
2/15/02	Arlington, Texas	L, 4-5
2/15/03	Arlington, Texas	W, 10-3
2/21/04	Arlington, Texas	L, 1-9
2/23/07	Dallas	L, 10-11
2/23/08	Arlington, Texas	W, 9-6
2/26/10	Arlington, Texas	L, 0-1
2/27/10	Arlington, Texas	L, 6-9
2/28/10	Arlington, Texas	W, 5-4
2/26/11	Arlington, Texas	W, 3-2
2/25/12	Arlington, Texas	W, 9-4
3/8/14	Arlington, Texas	L, 5-6
2/13/15	Nacogdoches, Texas	W, 7-2

**TCU (2-2)**

<b>Home: 2-0</b>	<b>Away: 0-2</b>	<b>Neutral: 0-0</b>
4/8/90	Springfield	W, 26-2
4/9/90	Springfield	W, 5-4
6/10/17	Fort Worth, Texas	L, 2-3
6/11/17	Fort Worth, Texas	L, 1-8

**UTSA (1-1)**

<b>Home: 0-0</b>	<b>Away: 0-1</b>	<b>Neutral: 1-0</b>
3/11/05	San Antonio	L, 2-7
2/24/07	Dallas	W, 11-10

**Texas Southern (2-0)**

<b>Home: 0-0</b>	<b>Away: 0-0</b>	<b>Neutral: 2-0</b>
2/16/18	Beaumont, Texas	W, 8-2
2/18/18	Beaumont, Texas	W, 6-5

**Texas State (2-1)**

<b>Home: 0-0</b>	<b>Away: 2-1</b>	<b>Neutral: 0-0</b>
2/19/11	San Marcos, Texas	W, 12-8
2/15/13	San Marcos, Texas	W, 3-2
2/17/19	San Marcos, Texas	L, 0-10

**Texas Tech (2-2)**

<b>Home: 0-0</b>	<b>Away: 2-1</b>	<b>Neutral: 0-1</b>
3/19/93	Fresno, Calif.	L, 3-7
5/23/97	+Lubbock, Texas	W, 4-2
2/17/12	Lubbock, Texas	L, 1-4
2/19/12	Lubbock, Texas	W, 4-2

**Toledo (3-1-1)**

<b>Home: 3-0</b>	<b>Away: 0-0</b>	<b>Neutral: 0-1-1</b>
3/22/82	Albuquerque, N.M.	T, 7-7
3/25/82	Albuquerque, N.M.	L, 2-8
3/17/06	Springfield	W, 4-0
3/18/06	Springfield	W, 7-4
3/19/06	Springfield	W, 4-2

**Truman State (7-11)**

<b>Home: 6-5</b>	<b>Away: 1-6</b>	<b>Neutral: 0-0</b>
5/1/71	Springfield	W, 2-1

5/1/71	Springfield	W, 2-1
4/29/72	Kirksville, Mo.	L, 0-1
4/29/72	Kirksville, Mo.	L, 1-8
5/5/73	Springfield	L, 5-7
5/5/73	Springfield	L, 6-10
5/4/74	Kirksville, Mo.	L, 5-6
5/4/74	Kirksville, Mo.	L, 0-1
5/9/75	Springfield	W, 8-4
5/10/75	Springfield	L, 3-4
5/10/75	Springfield	L, 4-7
5/7/76	Kirksville, Mo.	W, 2-0
5/8/76	Kirksville, Mo.	L, 0-1
5/8/76	Kirksville, Mo.	L, 0-1
3/25/77	Springfield	W, 16-4
3/26/77	Springfield	L, 3-7
3/26/77	Springfield	W, 14-3
3/11/95	Springfield	W, 35-5

**Tulane (0-1)**

<b>Home: 0-0</b>	<b>Away: 0-0</b>	<b>Neutral: 0-1</b>
2/17/13	San Marcos, Texas	L, 4-6

**Tulsa (7-8)**

<b>Home: 3-1</b>	<b>Away: 1-8</b>	<b>Neutral: 3-0</b>
3/29/66	Tulsa, Okla.	L, 3-10
3/29/66	Tulsa, Okla.	L, 3-4
4/27/68	Springfield	W, 8-4
4/27/68	Springfield	L, 6-9
3/27/69	Tulsa, Okla.	L, 1-7
3/27/69	Tulsa, Okla.	L, 2-8
4/21/70	Springfield	W, 2-1
4/21/70	Springfield	W, 6-2
3/19/71	Tulsa, Okla.	L, 0-8
3/20/71	Tulsa, Okla.	W, 2-1
3/20/71	Tulsa, Okla.	L, 5-15
4/22/72	Tulsa, Okla.	L, 2-4
4/22/72	Tulsa, Okla.	L, 0-2
3/24/79	Albuquerque, N.M.	W, 5-3
3/18/80	Albuquerque, N.M.	W, 13-12
3/22/80	Albuquerque, N.M.	W, 16-4

**Utah (1-3)**

<b>Home: 0-0</b>	<b>Away: 0-0</b>	<b>Neutral: 1-3</b>
2/24/06	College Station, Texas	L, 1-4
2/27/06	College Station, Texas	L, 3-6
3/9/14	Arlington, Texas	L, 3-7
2/16/19	San Marcos, Texas	W, 6-2

**Valparaiso (13-1)**

<b>Home: 7-0</b>	<b>Away: 3-0</b>	<b>Neutral: 3-1</b>
5/10/85	+Charleston, Ill.	W, 2-1
5/8/87	+Chicago	W, 4-2
5/4/18	Valparaiso, Ind.	W, 6-5
5/5/18	Valparaiso, Ind.	W, 6-4
5/6/18	Valparaiso, Ind.	W, 6-2
5/16/19	Springfield	W, 5-4
5/17/19	Springfield	W, 11-4

5/18/19	Springfield	W, 8-6
5/21/19	+Normal, Ill.	W, 7-1
5/20/21	Springfield	W, 2-1
5/21/21	Ozark, Mo.	W, 7-6
5/21/21	Ozark, Mo.	W, 9-4
5/22/21	Springfield	W, 2-1
5/25/21	+Carbondale, Ill	L, 4-6

**Walsh (2-0)**

<b>Home: 0-0</b>	<b>Away: 0-0</b>	<b>Neutral: 2-0</b>
3/8/86	Jacksonville, Fla.	W, 11-1
3/10/86	Jacksonville, Fla.	W, 12-2

**Washington (Mo.) (2-1)**

<b>Home: 1-0</b>	<b>Away: 1-1</b>	<b>Neutral: 0-0</b>
4/23/68	St. Louis	L, 4-5
5/13/69	Springfield	W, 3-0
3/31/70	St. Louis	W, 10-1

**Washington (0-1)**

<b>Home: 0-0</b>	<b>Away: 0-0</b>	<b>Neutral: 0-1</b>
2/18/11	San Marcos, Texas	L, 3-6

**Washington State (1-0)**

<b>Home: 0-0</b>	<b>Away: 0-0</b>	<b>Neutral: 1-0</b>
2/15/15	Nacogdoches, Texas	W, 12-0

**Wayne (Neb.) State (2-0)**

<b>Home: 2-0</b>	<b>Away: 0-0</b>	<b>Neutral: 0-0</b>
3/27/70	Springfield	W, 2-0
3/27/70	Springfield	W, 5-3

**Western Illinois (28-5)**

<b>Home: 18-2</b>	<b>Away: 7-3</b>	<b>Neutral: 3-0</b>
5/6/84	+Chicago	W, 6-1
4/27/85	Macomb, Ill.	L, 0-2
4/27/85	Macomb, Ill.	L, 5-6
4/28/85	Macomb, Ill.	L, 1-4
4/28/85	Macomb, Ill.	W, 5-3
5/3/86	Springfield	W, 7-6
5/3/86	Springfield	W, 3-1
5/4/86	Springfield	W, 11-3
5/4/86	Springfield	W, 10-3
5/10/86	+Chicago	W, 9-4
5/11/86	+Chicago	W, 8-7
5/2/87	Macomb, Ill.	W, 6-3
5/2/87	Macomb, Ill.	W, 7-3
5/7/88	Springfield	W, 9-3
5/7/88	Springfield	W, 3-2

5/8/88	Springfield	W, 12-5
5/8/88	Springfield	W, 15-11
5/6/89	Macomb, Ill.	W, 7-3
5/6/89	Macomb, Ill.	W, 8-4
5/7/89	Macomb, Ill.	W, 7-2
5/7/89	Macomb, Ill.	W, 4-1
5/5/90	Springfield	W, 4-2
5/5/90	Springfield	W, 9-2
5/6/90	Springfield	W, 4-0
5/6/90	Springfield	W, 8-1
3/18/11	Springfield	W, 9-1
3/19/11	Springfield	W, 5-2
3/20/11	Springfield	L, 8-9
3/15/13	Springfield	W, 3-2
3/16/13	Springfield	W, 10-4
3/16/13	Springfield	L, 3-6
3/15/16	Springfield	W, 13-4
3/16/16	Springfield	W, 15-3

**Western Kentucky (1-1)**


<b>Home: 0-0</b>	<b>Away: 0-0</b>	<b>Neutral: 1-1</b>
3/11/86	Jacksonville, Fla.	L, 0-15
3/12/86	Jacksonville, Fla.	W, 6-5

**Wheaton (0-2)**

<b>Home: 0-2</b>	<b>Away: 0-0</b>	<b>Neutral: 0-0</b>
3/27/64	Springfield	L, 1-9
3/27/64	Springfield	L, 5-7

**Wichita State (46-67)**

<b>Home: 29-24</b>	<b>Away: 16-42</b>	<b>Neutral: 1-1</b>
3/19/87	Albuquerque, N.M.	W, 16-9
3/19/90	Wichita, Kan.	L, 4-9
3/19/91	Springfield	W, 7-6
3/19/91	Springfield	L, 4-13
5/9/91	Springfield	L, 2-12
5/10/91	Springfield	L, 0-3
4/3/92	Wichita, Kan.	L, 2-15
4/4/92	Wichita, Kan.	L, 2-16
4/5/92	Wichita, Kan.	L, 7-22
5/14/92	+Wichita, Kan.	L, 4-8
5/7/93	Wichita, Kan.	L, 7-8
5/8/93	Springfield	L, 7-12
5/9/93	Springfield	W, 7-6
4/29/94	Wichita, Kan.	L, 2-4
4/30/94	Wichita, Kan.	L, 2-13
5/1/94	Wichita, Kan.	L, 0-4
5/19/94	+Wichita, Kan.	L, 0-1
4/7/95	Springfield	W, 6-4



Justin Paulsen



Dylan Becker

4/8/95	Springfield	W, 4-2	5/16/04	Wichita, Kan.	L, 0-9
4/8/95	Springfield	W, 12-9	5/28/04	+Springfield	L, 1-15
4/9/95	Springfield	L, 13-24	4/29/05	Springfield	L, 3-5
5/1/96	Wichita, Kan.	L, 1-8	4/30/05	Springfield	L, 0-2
5/1/96	Wichita, Kan.	L, 5-6	5/1/05	Springfield	L, 3-7
5/17/96	+Wichita, Kan.	W, 8-7	4/14/06	Wichita, Kan.	L, 5-7
4/9/97	Springfield	W, 9-2	4/15/06	Wichita, Kan.	L, 5-16
4/9/97	Springfield	W, 10-2	4/16/06	Wichita, Kan.	L, 7-8
4/30/97	Wichita, Kan.	W, 5-2	4/20/07	Springfield	L, 1-5
4/30/97	Wichita, Kan.	L, 1-3	4/21/07	Springfield	L, 0-3
5/17/97	Wichita, Kan.	W, 8-4	4/22/07	Springfield	L, 6-11
4/8/98	Springfield	L, 4-5	5/23/07	+Springfield	W, 5-2
4/8/98	Springfield	L, 3-15	4/4/08	Wichita, Kan.	W, 7-6
4/22/98	Wichita, Kan.	L, 5-12	4/5/08	Wichita, Kan.	L, 8-19
4/22/98	Wichita, Kan.	L, 7-9	4/6/08	Wichita, Kan.	L, 5-9
5/15/98	+Evansville, Ind.	L, 9-19	5/23/08	+Wichita, Kan.	L, 3-20
5/7/99	Springfield	L, 9-10	5/24/08	+Wichita, Kan.	L, 10-12
5/8/99	Springfield	L, 7-11	4/17/09	Springfield	W, 8-2
5/8/99	Springfield	W, 9-8	4/18/09	Springfield	W, 12-8
5/9/99	Springfield	L, 1-7	4/19/09	Springfield	W, 2-0
5/5/00	Wichita, Kan.	L, 3-5	5/14/10	Wichita, Kan.	L, 0-3
5/6/00	Wichita, Kan.	W, 7-6	5/15/10	Wichita, Kan.	L, 0-8
5/6/00	Wichita, Kan.	W, 11-10	5/16/10	Wichita, Kan.	W, 10-3
5/7/00	Wichita, Kan.	L, 13-16	5/25/10	+Wichita, Kan.	L, 2-6
5/19/00	+Wichita, Kan.	L, 3-7	4/8/11	Springfield	W, 8-6
4/27/01	Springfield	W, 9-6	4/9/11	Springfield	L, 1-3
4/28/01	Springfield	W, 4-3	4/10/11	Springfield	W, 8-7
4/28/01	Springfield	W, 8-3	4/20/12	Wichita, Kan.	W, 6-0
4/29/01	Springfield	W, 3-2	4/21/12	Wichita, Kan.	W, 7-2
5/17/01	+Wichita, Kan.	W, 7-3	4/22/12	Wichita, Kan.	L, 2-3
5/3/02	Wichita, Kan.	L, 0-14	5/23/12	+Springfield	W, 7-0
5/4/02	Wichita, Kan.	W, 5-1	5/4/13	Springfield	L, 2-3
5/4/02	Wichita, Kan.	L, 2-12	5/5/13	Springfield	L, 9-11
5/5/02	Wichita, Kan.	L, 5-7	5/5/13	Springfield	L, 0-3
5/24/02	+Wichita, Kan.	L, 0-3	3/21/14	Wichita, Kan.	L, 0-5
5/26/02	+Wichita, Kan.	W, 12-8	3/22/14	Wichita, Kan.	L, 1-5
5/26/02	+Wichita, Kan.	L, 6-7	3/23/14	Wichita, Kan.	W, 4-3
5/2/03	Springfield	W, 5-4	5/1/15	Springfield	W, 8-3
5/3/03	Springfield	W, 8-4	5/2/15	Springfield	W, 9-1
5/3/03	Springfield	W, 7-6	5/3/15	Springfield	W, 3-2
5/4/03	Springfield	L, 1-12	5/21/15	+Wichita, Kan.	W, 8-1
5/23/03	+Wichita, Kan.	L, 8-9	5/22/15	+Wichita, Kan.	W, 6-4
5/14/04	Wichita, Kan.	L, 1-5	4/15/16	Wichita, Kan.	L, 2-9
5/15/04	Wichita, Kan.	L, 3-5	4/16/16	Wichita, Kan.	W, 6-1
5/15/04	Wichita, Kan.	L, 2-9	4/16/16	Wichita, Kan.	L, 1-11

4/22/17	Springfield	W, 12-5
4/23/17	Springfield	W, 13-4
4/23/17	Springfield	W, 8-1
5/26/17	+Springfield	W, 6-3
5/7/19	Springfield	L, 4-9

**William Jewell (3-2)**

Home: 2-1	Away: 1-1	Neutral: 0-0
3/30/64	Springfield	W, 6-5
3/30/64	Springfield	L, 4-7
4/26/66	Liberty, Mo.	L, 8-9
4/26/66	Liberty, Mo.	W, 12-5
5/2/84	Springfield	W, 7-3

**William Penn (4-0)**

Home: 4-0	Away: 0-0	Neutral: 0-0
3/25/71	Springfield	W, 7-1
3/25/71	Springfield	W, 9-5
3/25/72	Springfield	W, 5-3
3/25/72	Springfield	W, 6-2

**Wisconsin (3-1)**

Home: 0-0	Away: 0-0	Neutral: 3-1
3/16/87	Albuquerque, N.M.	L, 5-8
3/18/87	Albuquerque, N.M.	W, 7-1
3/18/87	Albuquerque, N.M.	W, 10-0
3/20/87	Albuquerque, N.M.	W, 12-10

**Wisconsin-LaCrosse (2-0)**

Home: 2-0	Away: 0-0	Neutral: 0-0
3/13/81	Springfield	W, 10-6
3/13/81	Springfield	W, 6-5

**Wisconsin-Milwaukee (1-0)**

Home: 0-0	Away: 0-0	Neutral: 1-0
6/1/02	*Lincoln, Neb.	W, 6-1

**Wooster (1-0)**

Home: 0-0	Away: 0-0	Neutral: 1-0
3/10/86	Jacksonville, Fla.	W, 4-3

**Wright State (4-4)**

Home: 2-1	Away: 0-0	Neutral: 2-3
4/30/76	Edwardsville, Ill.	L, 12-13
3/19/10	Stillwater, Okla.	L, 2-8
5/10/13	Springfield	W, 6-1
5/11/13	Springfield	W, 3-1
5/12/13	Springfield	L, 4-6
3/6/15	Emerson, Ga.	L, 2-3
3/6/15	Emerson, Ga.	W, 14-4
3/7/15	Emerson, Ga.	W, 3-2

**Wyoming (1-0)**

Home: 0-0	Away: 0-0	Neutral: 1-1
3/18/80	Albuquerque, N.M.	L, 8-11
3/21/80	Albuquerque, N.M.	W, 13-7

**Xavier (1-0)**

Home: 0-0	Away: 0-0	Neutral: 1-0
3/21/89	DeLand, Fla.	W, 13-12

**Youngstown State (2-0)**

Home: 0-0	Away: 0-0	Neutral: 2-0
3/24/89	= Orlando, Fla.	W, 12-5
3/25/89	Baseball City, Fla.	W, 16-12

+Conference tournament game  
\*NCAA postseason tournament game



Chad Mulholland



**A Missouri State Hitter Had...**

8 at-bats in a game	Adam Pummill vs. UNC Greensboro, 2/25/06
3 at-bats in an inning	Ryan Howard, Nick Kays (both 3-for-3) vs. Evangel, 4/21/99
4 hits in a game	Jack Duffy vs. New Orleans, 4/20/19
5+ hits in a game	(5) Jeremy Eierman at Arkansas, 5/17/16
5+ runs in a game	(5) Jake Burger vs. Western Illinois, 3/16/16
4 runs in a game	Ben Whetstone at Murray State, 4/3/19
3+ doubles in a game	(3) Justin Paulsen at Evansville, 4/29/17
2+ triples in a game	(2) John Privitera vs. Missouri, 4/16/19
A grand slam	Drake Baldwin & Jaden Rolffs at Central Arkansas, 3/7/21
A pinch hit home run	Anthony Herron at Murray State, 4/3/19
An inside the park home run	Hunter Steinmetz vs. Western Illinois, 3/16/16
A pinch hit grand slam	Javier Ramos vs. Central Arkansas, 2/27/19
Hit for the cycle	Matt Cepicky at Indiana State, 3/29/98
A hit from each side of the plate	Drew Millas vs. Southern Illinois, 5/23/19
A 10-15-game hit streak	(11) Jack Duffy, 3/11/20 to 3/16/21
A 16-19-game hit streak	(19) Hunter Steinmetz, 3/5/16 to 4/2/16
A 20-24-game hit streak	(21) Drake Baldwin, 4/3/21 to May 20, 2021
A 25-29-game hit streak	(29) Kevin Medrano, 3/23/10 to 5/14/10
A 30-game hit streak	(30) Brayden Drake, 4/27/08 to 3/29/09
10+ RBIs in a game	(11) John Knott vs. UNI, 5/2/92
9 RBIs in a game	Spencer Johnson vs. Kansas, 4/6/16
8 RBIs in a game	Brian Fuess vs. Bradley, 3/27/99
7 RBIs in a game	Jeremy Eierman vs. Cal State Northridge, 3/25/18
6 RBIs in a game	Drake Baldwin at Central Arkansas, 3/7/21
5 RBIs in a game	Joey Polak at Southern Illinois, 4/5/19
10+ total bases	(12) Joey Polak at Southern Illinois, 4/5/19
Reached safely 6 times	Ben Whetstone at Oral Roberts, 2/24/21
Hits in 5+ straight at-bats	(5) John Privitera 2/15/19 to 2/16/19
5 walks in a game	Lance Burkhart vs. Nevada, 2/14/97
4 walks in a game	Ben Whetstone at Oral Roberts, 2/24/21
4 strikeouts in a game	Logan Geha vs. #14 Oklahoma State, 3/2/21
5 strikeouts in a game	Tyler Ryan at UT Arlington, 2/26/10
Stole home	Grant Wood at Missouri, 4/13/21
3 stolen bases	Walker Jenkins at Missouri, 4/13/21
2 home runs in a game	Dakota Kotowski at Southern Illinois, 4/5/19
3 home runs in a game	Joey Polak at Southern Illinois, 4/5/19
Home runs in consecutive at-bats	Joey Polak at Southern Illinois, 4/5/19
Homer in 3 straight games	Jaden Rolffs, 3/23/21 to 4/1/21
Homer in 5 straight games	Brayden Drake, 5/5/09 to 5/14/09
2 hits in an inning	Ben Whetstone vs. Southern Illinois (4th), 5/12/18
Hit by 3 pitches in a game	Drake Baldwin vs. Valparaiso, 5/21/21
Hit by 2 pitches in a game	John Privitera vs. Wichita State 5/7/19
Led off the game with a home run	Hunter Steinmetz at TCU, 6/11/17
A walk-off home run	Drake Baldwin vs. Drury, 4/6/21
A walk-off grand slam	Dylan Becker vs. Bradley, 4/20/13
A grand slam by a freshman	Javier Ramos vs. Central Arkansas, 2/27/19
Consecutive multi-HR games	Ryan Howard, 2/23/00 and 2/27/00

**A Missouri State Pitcher Had...**

Pitched over 9 innings	(9.1) Clay Murphy vs. DBU, 5/20/14
A complete game (9)	Logan Wiley vs. New Orleans, 4/19/19
A complete game (7)	Matt Russell at Evansville, 4/17/21
A complete game as a freshman	Forrest Barnes at Southeast Missouri, 4/2/19
Consecutive complete games (9)	Pierce Johnson, 3/15/12 and 3/23/12
3 straight complete games	Paul Marsala (4), 3/27/04 to 4/17/04
Pitched 5.0-6.2 innings of relief	(5.2) Davis Schwab at Southern Illinois, 4/6/19
Pitched 7.0-8.2 innings of relief	(7.1) Sam Perez at Indiana State, 5/27/16
Pitched 9+ innings of relief	(10.0) J.C. Casey at Creighton, 5/27/11
A shutout (9)	Doug Still at New Mexico, 4/15/17
A shutout (7)	Matt Russell at Evansville, 4/17/21
A combined shutout (9)	Logan Wiley (7.0), Trey Ziegenbein (0.2) and Hayden Juenger (1.1) at Central Arkansas, 2/14/20
A shutout as a freshman	Tim Clubb at Arkansas State, 3/20/07
3+ hit batsmen in a game	(3) Logan Thomazin at Arkansas State, 3/10/19
2+ pickoffs in a game	(2) Tyler McAlister vs. Texas Southern, 2/18/18
10+ strikeouts in a game	(10) Matt Russell vs. Bradley, 4/2/21
15+ strikeouts in a game	(15) Matt Hall vs Wichita State, 5/2/15
6+ walks in a game	(6) Matt Russell at Oklahoma State, 3/3/20
A 15-19 inning scoreless streak	(16.2) Logan Wiley, 5/21/19 to 2/21/20
A 20+ inning scoreless streak	(22.2) Sam Perez, 5/17/16 to 5/28/16
Retired 15-19 consecutive batters	(15) Jared Viertel, 5/2/21 to 5/9/21
Retired 20+ consecutive batters	(20) Forrest Barnes at Southeast Missouri, 4/2/19
A two-hitter	Hayden Minton (7.0), Trey Ziegenbein (1.0) and Hayden Juenger (1.0) vs. Valpo, 5/22/21
A one-hitter	Ty Buckner (7.0) at Bradley, 4/29/18
A combined one-hitter	Davis Schwab (5.0), Hayden Juenger (3.0) and Connor Sechler (1.0) vs. DBU, 5/4/19
A no-hitter	Mike Whitley (7.0) vs. Southeast Missouri, 5/4/94
A combined no-hitter	Scott Buchheit, Darrell Maus, Matt Brewer and Terry Menown vs. Lincoln, 3/14/89

**Missouri State...**

Scored 30+ runs	(30) vs. Evangel, 4/21/99
Scored 25-29 runs	(25) vs. Southwest Baptist, 4/4/00
Scored 20-24 runs	(21) at Indiana State, 5/4/08
Scored 15-19 runs	(15) at Central Arkansas, 3/7/21
Scored 10+ runs in an inning	(10) 5th vs. Bradley, 4/11/17
Scored 9 runs in an inning	4th at Arkansas State, 4/15/09
Scored 8 runs in an inning	4th at Central Arkansas, 3/7/21
Scored 7 runs in an inning	2nd vs. New Orleans, 4/20/19
Scored 6 runs in an inning	7th vs. Valparaiso, 5/21/21
Had 30+ hits	(32) vs. Evangel, 4/21/99
Had 25-29 hits	(26) vs. Indiana State, 5/14/98
Had 20-24 hits	(22) vs. Bradley, 5/24/12
Had 6+ doubles	(6) vs. Maine, 3/8/20
Had 4+ triples	(4) vs. Illinois State, 5/20/16
Stole 6+ bases	(6) at Missouri, 4/13/21
Stole 4 bases in an inning	4th vs. Evansville, 4/8/18
Was hit by 6+ pitches	(7) vs. DBU, 2/25/11
Drew three consecutive HBP	(4) at Central Arkansas, 3/7/21
Had 4+ sacrifice bunts	(5) at Southern Illinois, 5/10/15
Did not strike out	at Kansas State, 3/14/15
Hit into a triple play	vs. Indiana State, 5/15/09
Hit 7+ home runs	(7) vs. Middle Tennessee, 5/15/02
Hit 6 home runs	vs. Oral Roberts, 4/4/10
Hit 5 home runs	at Southern Illinois, 4/5/19
Hit 4 home runs	at Murray State, 4/3/19
Hit 2 grand slams in a game	at Central Arkansas, 3/7/21
Walked 10+ times	(10) at #18 Oklahoma State, 3/23/21
Was shut out	vs. #14 Oklahoma State (7-0), 3/2/21
Was shut out at home	vs. #14 Oklahoma State (7-0), 3/2/21
Was shut out in consecutive games	at SIU, 4-0 5/1/21 and 5-0 on 5/2/21
Shut out back-to-back opponents	at Arkansas State, 3/1/17
Struck out 10+ batters	(14) at #18 Oklahoma State, 3/23/21
Struck out 10-14 times	(11) vs. Maine, 3/7/20
Struck out 15+ times	18 vs. #14 Oklahoma State (7-0), 3/2/21
Was held to two or fewer hits	(2) vs. Saint Joseph's, 3/2/18
Hit back-to-back home runs	Dakota Kotowski and Joey Polak (twice) at Southern Illinois, 4/5/19
Hit three straight home runs	Dan Firlit, Ryan Howard and Mike Collier vs. Arkansas Tech, 2/23/00
Turned 4+ double plays	(4) vs. Indiana State, 5/7/21
Committed 6+ errors	(7) at UC Santa Barbara, 3/24/19
Swept a doubleheader	vs. Valparaiso, 5/21/21
Lost both games of a doubleheader	at Illinois State, 5/15/21

**A Missouri State Opponent...**

Scored 25+ runs	(25) Rice, 5/25/97
Scored 20-24 runs	(20) New Orleans, 4/20/19
Scored 15-19 runs	(16) Arkansas State, 3/10/19
Threw a one-hitter	Chris Razo, Illinois State, 4/5/13
Threw a no-hitter	Vince Serafini, Evansville, 5/13/00
Hit 3 home runs	Dylan Brown, Oklahoma State, 3/11/08
Hit 2 home runs	Trevor Boone, Oklahoma State, 3/12/19
Hit back-to-back home runs	Thomas Rowan and Armani Smith, UCSB, 3/22/19
Hit a leadoff home run	Matt Hoeg, Iowa, 3/14/18
Hit a walk-off home run	Steffan Guest, UT Arlington, 2/27/10
Hit a grand slam	Clayton Peterson, Missouri, 4/16/19
Had 4 hits in a game	Connor O'Brien, Bradley, 4/26/19
Had 5+ hits in a game	(5) Jared Mang, New Mexico, 4/13/17
Had 5 RBIs	Miguel Rivera, Indiana State, 5/8/21
Had 6+ RBIs	(6) Andy Shadid, Bradley, 4/27/19
Had 4+ stolen bases in a game	(4) Michael Faulkner, Arkansas State, 4/4/12
Scored 10+ runs in an inning	(12) New Orleans (5th), 4/20/19
Scored 9 runs in an inning	Georgia Tech (4th), 2/20/10
Scored 8 runs in an inning	Arkansas State (4th), 3/9/21
Scored 7 runs in an inning	Indiana State (4th), 5/8/21
Had 25-29 hits	(25) Rice, 5/25/97
Had 20-24 hits	(23) Nebraska, 2/20/11
Threw a complete game	(9.0) Sean Sinisko, Illinois State, 5/15/21
Struck out 10+ batters	(10) Brad Harrison, Southern Illinois, 5/1/21



# MISSOURI STATE BEARS

## 2022 BASEBALL SCHEDULE



Date	Opponent	Site	Time
Fri., Feb. 18	University of Central Arkansas	Conway, Ark.	3:00 p.m.
Sat., Feb. 19	University of Central Arkansas	Conway, Ark.	12:00 p.m.
Sun., Feb. 20	University of Central Arkansas	Conway, Ark.	1:00 p.m.
Tue., Feb. 22	Oral Roberts University	Tulsa, Okla.	3:00 p.m.
<b>Fri., Feb. 25</b>	<b>Cal Poly</b>	<b>Springfield, Mo.</b>	<b>3:00 p.m.</b>
<b>Sat., Feb. 26</b>	<b>Cal Poly</b>	<b>Springfield, Mo.</b>	<b>2:00 p.m.</b>
<b>Sun., Feb. 27</b>	<b>Cal Poly</b>	<b>Springfield, Mo.</b>	<b>1:00 p.m.</b>
Wed., March 2	University of Kansas	Lawrence, Kan.	3:00 p.m.
<b>Fri., March 4</b>	<b>University of Indiana</b>	<b>Springfield, Mo.</b>	<b>3:00 p.m.</b>
<b>Sat., March 5</b>	<b>University of Indiana</b>	<b>Springfield, Mo.</b>	<b>2:00 p.m.</b>
<b>Sun., March 6</b>	<b>University of Indiana</b>	<b>Springfield, Mo.</b>	<b>1:00 p.m.</b>
Tue., March 8	Oklahoma State University	Stillwater, Okla.	4:00 p.m.
<b>Fri., March 11</b>	<b>Arkansas State University</b>	<b>Springfield, Mo.</b>	<b>3:00 p.m.</b>
<b>Sat., March 12</b>	<b>Arkansas State University</b>	<b>Springfield, Mo.</b>	<b>2:00 p.m.</b>
<b>Sun., March 13</b>	<b>Arkansas State University</b>	<b>Springfield, Mo.</b>	<b>1:00 p.m.</b>
<b>Wed., March 16</b>	<b>University of Kansas</b>	<b>Springfield, Mo.</b>	<b>3:00 p.m.</b>
<b>Fri., March 18</b>	<b>Southeast Missouri State University</b>	<b>Springfield, Mo.</b>	<b>3:00 p.m.</b>
<b>Sat., March 19</b>	<b>Southeast Missouri State University</b>	<b>Springfield, Mo.</b>	<b>2:00 p.m.</b>
<b>Sun., March 20</b>	<b>Southeast Missouri State University</b>	<b>Springfield, Mo.</b>	<b>1:00 p.m.</b>
<b>Tue., March 22</b>	<b>Saint Louis University</b>	<b>Springfield, Mo.</b>	<b>3:00 p.m.</b>
<b>Fri., March 25</b>	<b>University of Nevada</b>	<b>Springfield, Mo.</b>	<b>3:00 p.m.</b>
<b>Sat., March 26</b>	<b>University of Nevada</b>	<b>Springfield, Mo.</b>	<b>2:00 p.m.</b>
<b>Sun., March 27</b>	<b>University of Nevada</b>	<b>Springfield, Mo.</b>	<b>1:00 p.m.</b>
Tue., March 29	Wichita State University	Wichita, Kan.	6:00 p.m.
Fri., April 1	Samford University	Birmingham, Ala.	6:00 p.m.
Sat., April 2	Samford University	Birmingham, Ala.	2:00 p.m.
Sun., April 3	Samford University	Birmingham, Ala.	12:00 p.m.
Fri., April 8	Dallas Baptist University*	Dallas, Texas	6:30 p.m.
Sat., April 9	Dallas Baptist University*	Dallas, Texas	2:00 p.m.
Sun., April 10	Dallas Baptist University*	Dallas, Texas	1:00 p.m.
<b>Tue., April 12</b>	<b>Oral Roberts University</b>	<b>Springfield, Mo.</b>	<b>6:30 p.m.</b>
<b>Fri., April 15</b>	<b>University of Evansville*</b>	<b>Springfield, Mo.</b>	<b>6:30 p.m.</b>
<b>Sat., April 16</b>	<b>University of Evansville*</b>	<b>Springfield, Mo.</b>	<b>2:00 p.m.</b>
<b>Sun., April 17</b>	<b>University of Evansville*</b>	<b>Springfield, Mo.</b>	<b>1:00 p.m.</b>
Tue., April 19	University of Missouri	Columbia, Mo.	6:30 p.m.
Fri., April 22	Valparaiso University*	Valparaiso, Ind.	3:00 p.m.
Sat., April 23	Valparaiso University*	Valparaiso, Ind.	1:00 p.m.
Sun., April 24	Valparaiso University*	Valparaiso, Ind.	1:00 p.m.
<b>Tue., April 26</b>	<b>University of Missouri</b>	<b>Springfield, Mo.</b>	<b>6:30 p.m.</b>
Fri., April 29	Indiana State University*	Terre Haute, Ind.	5:30 p.m.
Sat., April 30	Indiana State University *	Terre Haute, Ind.	1:00 p.m.
Sun., May 1	Indiana State University*	Terre Haute, Ind.	12:00 p.m.
Tue., May 3	University of Arkansas	Fayetteville, Ark.	6:30 p.m.
<b>Fri., May 6</b>	<b>Southern Illinois University*</b>	<b>Springfield, Mo.</b>	<b>11:00 a.m.</b>
<b>Sat., May 7</b>	<b>Southern Illinois University *</b>	<b>Springfield, Mo.</b>	<b>11:00 a.m.</b>
<b>Sun., May 8</b>	<b>Southern Illinois University*</b>	<b>Springfield, Mo.</b>	<b>11:00 a.m.</b>
Tue., May 10	Southeast Missouri State University	Cape Girardeau, Mo.	5:00 p.m.
<b>Fri., May 13</b>	<b>Illinois State University*</b>	<b>Springfield, Mo.</b>	<b>11:00 a.m.</b>
<b>Sat., May 14</b>	<b>Illinois State University*</b>	<b>Springfield, Mo.</b>	<b>11:00 a.m.</b>
<b>Sun., May 15</b>	<b>Illinois State University*</b>	<b>Springfield, Mo.</b>	<b>11:00 a.m.</b>
Thu. May 19	Bradley University*	Peoria, Ill.	6:00 p.m.
Fri., May 20	Bradley University*	Peoria, Ill.	6:00 p.m.
Sat., May 21	Bradley University*	Peoria, Ill.	2:00 p.m.
<b>Tue., May 24- Sat., May 28</b>	<b>MVC Tournament (ESPN+)</b>	<b>Springfield</b>	<b>TBA</b>

Home Games (bold) at Hammons Field, Springfield, Mo.; Times listed are Central (CST) and subject to change.  
\* Missouri Valley Conference game

