

MISSOURI STATE MEN'S BASKETBALL



Dawson Carper

Coach Dana Ford

Donovan Clay



2022-23 MEDIA GUIDE



Great Southern Bank Arena

Home of the Bears

- In 14 seasons as home of the Bears, Great Southern Bank Arena has hosted six men's postseason tournament games, in addition to a round of the Preseason NIT.
- Missouri State is 145-60 (.707) over the last 13 seasons at Great Southern Bank Arena with nearly 1.2 million fans spinning the turnstiles since it opened in 2008.
- MSU has reeled off 51 consecutive winning seasons at home, dating back to the 1971-72 season and cover three different home venues.
- The top seven home crowds in Missouri State history have all been at Great Southern Bank Arena, including a record 11,077 draw on Feb. 26, 2011 to witness the Bears clinch their first-ever Missouri Valley Conference title with a 69-64 victory over Wichita State.
- Since moving to the NCAA Division I ranks in 1982-83, the Bears are 37-3 in home openers, including wins in 15 of the last 17.
- Great Southern Bank was awarded the arena naming rights on April 21, 2022 after the facility was originally named JQH Arena.



GREAT SOUTHERN BANK ARENA

New Faces, New Names in Store for MoState Bears in 2022-23

After winning 23 games and tying for second in the MVC last season, coach Dana Ford will be re-tooling the lineup for 2022-23 as only one starter, Donovan Clay, and three total roster players return.

In Ford's four seasons as head coach at Missouri State, the Bears have finished in the top three in The Valley standings on three occasions while posting a 40-18 combined record over the past two seasons. But a transfer-heavy rebuild in 2022-23 presents an opportunity for Ford and his staff.

Clay, who was a transfer himself just a year ago, headlines MSU's short list of returnees. The MVC All-Defensive Team standout averaged 8.4 points and 6.1 rebounds in his first year in Springfield. He also added 59 assists 36 blocks and 21 steals to grow his reputation as one of the league's best-rounded players.

Dawson Carper was the only other Bear to see action last year, as he played in 27 games, averaging 1.6 points and 1.5 rebounds off the bench. Raphe Ayres took a redshirt season in 2021-22, but played in 10 games as a true freshman the year before, showing promise as a solid shooter and rebounder for Ford early in his young career.

The rest of Missouri State roster features 14 new squad members, which includes seven Division I

transfers. Three of those seven transfers started 20 or more games last year. Matthew Lee averaged 6.8 points per game while starting 25 of 30 games for Saint Peters, while leading the Peacocks to the Elite Eight and finding himself on the cover of *Sports Illustrated*. Kendle Moore started all 29 games at Colorado State and contributed 6.5 points per game; and Bryan Trimble Jr. started 22 of 23 games for Akron with 10.4 points and 2.1 rebounds per contest to bolster his 61 treys.

James Graham (Maryland), Alston Mason (Oklahoma), Chance Moore (Arkansas) and Dalen Ridginal (Georgia) were all part of high-level programs last season and look to bring their experience and thirst to contribute to a potentially-deep Bears rotation this winter. Junior college transfer Jonathan Mogbo (Northeastern Oklahoma A&M) led all Region 2 players in rebounding (10.5 rpg) a year ago, which placed him 17th in the country, while firing at an impressive 49.7-percent clip from the field.

MoState will also have six freshmen looking to help lay the foundation for the team's future and lead MSU back to postseason play again this season.

Meanwhile, the team's home facility has been renamed as well. As of April 21, 2022, MSU's arena is now known as Great Southern Bank Arena, cre-

ating another new name for fans to familiarize themselves with.



Missouri State's only returning starter, Donovan Clay, earned Preseason All-MVC honors for 2022-23 after producing 8.4 points and 6.1 rebounds per game a year ago.



Redshirt sophomore Raphe Ayres (left) and Dawson Carper (right) comprise two of Missouri State's three returning lettermen on a roster that includes 14 new faces for the upcoming campaign.

TABLE OF CONTENTS

Great Southern Bank Arena ... IFC	
Season Outlook	1
Schedule, Quick Facts	2

Players

Player Capsules	3-13
Pronunciations/Breakdown	10
Team Photo	13
Team Rosters	14

Coaches

Head Coach Dana Ford	16-17
Assistant Coaches	18-19
Support Staff	20-21

2021-22 Season Review

2021-22 in Review	24-25
Final Stats	26-27
Season Superlatives	28
Team Game-by-Game	29
Individual Game-by-Game	30
Stats Breakdown	31-32
Game-by-Game Recaps	33-49
MVC Final Stats & Honors ..	50-51
Departing Lettermen	52

Records & History

Year-by-Year Summary	54-55
Retired Jerseys	55
All-Time Coaching Summary ..	56
Yearly Results	57-76

Record vs. All Opponents ...	77-78
Division I Era W-L Breakdown ..	79
MSU Records Summary	80
Misc. Streaks and Records	81
Single-Game Records	82
Single-Season Records	83
Career Records	84
1,000-Point Club	85
Yearly Team Statistics	86-87
Yearly Statistical Leaders ...	88-89
Individual Career Totals	90-93
Facilities Through the Years	94
All-Time Lettermen	94-95
All-Time Assistant Coaches	95
Bears vs. Top 25	96
All-Time Numerical Roster ..	96-97
Honors and Awards	98-99
Facility Records	100-101
Attendance Records	102
Bears in the Pros	103
1952-53 National Champs	104
Postseason History	105
NCAA History & Records ..	106-110
NIT Records	111-112
MVC Tourney Records ...	113-115
All-Time League Champions ..	116
MVC Recent Standings	117
Bears on National TV	118
All-Time Series Results ...	119-128



Bears Quick Facts

UNIVERSITY INFORMATION

Year Founded	1905
Location	901 S. National Ave., Springfield, MO 65897
Web Site	MissouriStateBears.com
Switchboard	(417) 836-5000
President	Clifton M. (Clif) Smart III
Enrollment	23,307 (fall 2022)
Nickname	Bears
School Colors	Maroon and White
National Affiliation	NCAA Division I
Conference	Missouri Valley Conference

INTERCOLLEGIATE ATHLETICS

Athletics Site	MissouriStateBears.com
Director of Athletics	Kyle Moats
Phone	(417) 836-5244
Faculty Athletics Representative	Dr. James Hutter
Ticket Office	(417) 836-7678 (888) 476-7849
Tickets Web Site	MissouriStateBears.com/Tickets

ATHLETICS COMMUNICATIONS

Main Office Phone	(417) 836-5402
On-Line	MissouriStateBears.com
Facebook	Facebook.com/MissouriStBears
Twitter & Instagram	@MissouriStBears
Office	Hammons Student Center, Suite 300
Shipping	901 S. National Ave., Springfield, MO 65897
Director (men's basketball contact)	Rick Kindhart
Email	RKindhart@missouristate.edu
Office Cell	(417) 836-4585 (417) 849-5865
Associate Director (secondary contact)	Ben Adamson
Assistant Director	Megan Fisher
Video Coordinator	Regan Jones
Graduate Assistants	Grace Harmon, Brandon Bonaparte
Radio Flagship Station	KWTO (93.3 FM)

GREAT SOUTHERN BANK ARENA

Facility	Great Southern Bank Arena (11,000)
Opened	Nov. 22, 2008
All-Time Home Record	154-68 (.694), 14 yrs.
Press Row Phone	(417) 836-8145

TEAM INFORMATION

2021-22 MSU Season Record	23-11
Home Away Neutral	12-4 8-5 3-2
Missouri Valley Conference Record	13-5 (2nd)
Starters Returning/Lost	1/4
Letterwinners Returning/Lost	3/8
Additional Squad Members Returning / Lost	1/4
New Squad Members	14

Division I transfers (2021-22 stats, unless noted):

- * James Graham (Maryland - 1g, 2.0 ppg, 1.0 rpg; 1.3 ppg in 2020-21)
- * Matthew Lee (St. Peters - 30g, 25 starts, 6.8 ppg, 1.8 rpg, 2.9 apg)
- * Alston Mason (Oklahoma, 18g, 1.4 ppg, 0.4 rpg, 4 asst.)
- * Chance Moore (Arkansas, 5g, 1.0 ppg, 0.6 rpg, 50.0 FG%)
- * Kendle Moore (Colorado State, 29g, 29 st., 6.5 ppg, 2.6 rpg, 30 3's)
- * Dalen Ridgnal (Georgia, 21g, 1 start, 1.7 pts., 1.3 reb., 44.4 FG%)
- * Bryan Trimble, Jr. (Akron, 23g, 22 starts, 10.4 ppg, 2.1 rpg, 61 3's)



MISSOURI STATE BEARS

2022-23 MEN'S BASKETBALL SCHEDULE



Date	Opponent	Site	Time
Sat., Nov. 5	Newman University (Exh.)	Springfield	7:00 p.m.
Wed., Nov. 9	Missouri Univ. of Science & Tech.	Springfield	7:00 p.m.
Wed., Nov. 16	Brigham Young University	Provo, Utah	8:00 p.m.
Sat., Nov. 19	Middle Tennessee State Univ. (KOZL)	Springfield	2:00 p.m.
Fri., Nov. 25	Univ. of North Carolina-Wilmington [^] (FloHoops)	Nassau, Bahamas	1:00 p.m.
Sat., Nov. 26	Univ. of Vermont or Ball St. Univ. [^] (FloHoops)	Nassau, Bahamas	TBD
Sun., Nov. 27	Final Round [^] (FloHoops)	Nassau, Bahamas	TBD
Wed., Nov. 30	University of Illinois at Chicago [*] (ESPN3/ESPN+)	Chicago, Ill.	7:00 p.m.
Sat., Dec. 3	Bradley University [*] (ESPN3/ESPN+)	Springfield	7:00 p.m.
Wed., Dec. 7	St. Mary's College	Moraga, Calif.	9:00 p.m.
Sat., Dec. 10	IU-Purdue Univ. at Ft. Wayne (ESPN3/ESPN+)	Springfield	7:00 p.m.
Fri., Dec. 16	Oral Roberts University	Tulsa, Okla.	7:00 p.m.
Sun., Dec. 18	Central Michigan University (ESPN3/ESPN+)	Springfield	5:00 p.m.
Thu., Dec. 22	Sam Houston St. University (ESPN3/ESPN+)	Springfield	7:00 p.m.
Wed., Dec. 28	University of Northern Iowa [*] (ESPN3/ESPN+)	Cedar Falls, Iowa	7:00 p.m.
Sun., Jan. 1	Drake University [*] (TBD [^])	Springfield	2:00 p.m. [^]
Wed., Jan. 4	University of Evansville [*] (ESPN3/ESPN+)	Springfield	7:00 p.m.
Sat., Jan. 7	Belmont University [*] (TBD [^])	Nashville, Tenn.	TBA [^]
Wed., Jan. 11	Illinois State University [*] (ESPN3/ESPN+)	Normal, Ill.	7:00 p.m.
Sun., Jan. 15	Indiana State University [*] (ESPN3/ESPN+)	Springfield	2:00 p.m.
Wed., Jan. 18	Drake University [*] (MVC-TV Network)	Des Moines, Iowa	7:00 p.m.
Sat., Jan. 21	Southern Illinois University [*] (TBD [^])	Springfield	3:00 p.m. [^]
Tue., Jan. 24	Univ. of Illinois at Chicago [*] (ESPN3/ESPN+)	Springfield	7:00 p.m.
Sat., Jan. 28	Murray State University [*] (MVC-TV Network)	Murray, Ky.	1:00 p.m.
Wed., Feb. 1	Valparaiso University [*] (ESPN3/ESPN+)	Springfield	7:00 p.m.
Sun., Feb. 5	Southern Illinois University [*] (MVC-TV Network)	Carbondale, Ill.	1:00 p.m.
Wed., Feb. 8	Belmont University [*] (MVC-TV Network)	Springfield	6:00 p.m.
Sun., Feb. 12	University of Evansville [*] (ESPN3/ESPN+)	Evansville, Ind.	1:00 p.m.
Wed., Feb. 15	Bradley University [*] (ESPN3/ESPN+)	Peoria, Ill.	7:00 p.m.
Sat., Feb. 18	University of Northern Iowa [*] (ESPN3/ESPN+)	Springfield	3:00 p.m.
Sun., Feb. 21	Murray State University [*] (CBS Sports Net)	Springfield	6:00 p.m.
Sun., Feb. 26	Indiana State University [*] (TBD [^])	Terre Haute, Ind.	12:00 p.m. [^]
Thu., March 2 - Sun., March 5	State Farm MVC Tournament \$ (TBD)	St. Louis, Mo.	TBD

Home Games (bold) at Great Southern Bank Arena, Springfield, Mo.; Times listed are Central (CST) and subject to change.

[^] Baha Mar Hoops Nassau Championship, Nassau, Bahamas; [^] MVC Wildcard (TV Pairings announced two weeks prior)

^{*} Missouri Valley Conference games; \$ State Farm MVC Tournament, St. Louis, Mo.

MissouriStateBears.com



TEAM HISTORY

First Year of Basketball	1907-08 (110th season)
All-Time Record	1728-1028 (.627)
Number of NCAA Tournament Appearances	6 (3-6)
NCAA Tournament Years	1987, 88, 89, 90, 92, 99
Number of NIT Appearances	10 (10-10)
NIT Years	1986, 91, 93, 97, 2000, 05, 06, 87, 11, 22
Number of CIT Appearances	2 (4-1)
CIT Years	2010, 2014

COACHING STAFF

Head Coach	Dana Ford
Alma Mater (year)	Illinois State, 2006
Missouri State Record (seasons)	72-51 (5th season)
Overall Record (seasons)	129-116 (9th season)
Associate Head Coach	Jase Herl
Alma Mater	Colorado Mesa, 2010 (5th season)
Assistant Coach	Sheldon Everett
Alma Mater	South Carolina, 2004 (5th season)
Assistant Coach	Buzzy Caruthers
Alma Mater	Hampton, 2006 (1st season)
Special Assistant to the Head Coach	Randy Peele
Alma Mater	Virginia Wesleyan, 1980 (1st season)
Director of Basketball Operations	Marty Gross
Alma Mater	Jacksonville, 1977 (1st season)
Grad. Assistants	Spencer Brown, Matthew Morgan
Strength & Conditioning Coach	Jared Brugmann (1st season)
Athletic Trainer	Mark Ortiz (2nd season)



THE PLAYERS



Donovan Clay

Guard / Forward

6-8 | 230 | Senior

Alton, Illinois

Alton High | Valparaiso

Sociology

5

Honors

MVC All-Defensive Team: 2022

Preseason All-MVC: 2020-21 (2nd), 2022-23 (2nd)

MVC All-Freshman Team: 2020

MVC Newcomer of the Week: 3/1/20

2021-22 (Junior)

Started all 34 games in his first season with the Bears, averaging 8.4 points and 6.1 rebounds per game, while firing at a .537 clip from the floor and .745 percentage at the stripe ... Named to MVC All-Defensive Team ... Also logged 36 blocked shots on the season ... Ranked 3rd in the MVC in blocks per game (1.1) and 6th in rebounding, while placing 9th in the league in FG percentage and minutes per game (32.3) Averaged 0.9 blocks per game in league play, which ranked 5th among Valley shot blockers ... Also ranked among MVC leaders in conference-game only stats for defensive rebounding (4.8) - 5th; rebounding (6.1) - 6th; FG% (.556) - 7th; and minutes per game (32.1) - 13th ... Blocked 3 shots in NIT game at Oklahoma (3/15/22) with 6 points ... Posted 14 points vs. Drake (3/5/22) in MVC semifinals with 10 rebounds and 45 minutes ... Scored 17 points, all in the first half, in MVC quarters vs. Valpo (3/4/22) with 3 treys ... Racked up 17 points on 7-of-7 FG with 7 rebounds vs. Bradley (2/3/22) ... Scored 10 points at UNI (2/20/22) ... Had game-highs 11 rebounds and 5 assists in win over Valpo (2/12/22) ... Posted team-high 8 rebounds to go with 8 points and 3 assists in win at SIU (2/2/22) ... Racked up 11 points, 13 rebounds, 4 assists on his birthday in win over Evansville (1/29) while eclipsing 800 career points ... Season-high 3 steals at Indiana State (1/25/22) ... Racked up 16 points and was 6-of-9 from the field in win at #22 Loyola Chicago (1/22/22) ... Had 10 points and 6 rebounds in win over Illinois State (1/19/22) with 3 assists ... Logged game-high 9 rebounds in return trip to Valpo (1/15/22) with 5 points ... Eclipsed 750 career points with 13-point effort in win

over SIU (1/12/22) ... Scored team-high 15 points in home win over Drake (1/2/22) with 7 rebounds ... Logged first double-double as a Bear with 10 points, career-high 15 rebounds vs. Evangel (12/30/21) with 4 assists ... Had 11 points, 7 rebounds at St. Mary's (12/22/21) with a pair of blocks ... Tallied 12 points, 7 rebounds in 40 minutes vs. South Dakota St. (12/15/21) ... Grabbed game-high 9 boards and dished out 4 assists at Little Rock (12/8/21) ... Snagged 8 boards in back-to-back games at Illinois St. (12/1/21) and vs. #12 BYU (12/4/21) ... Recorded 10 points vs. ETSU (10/23/21) on Florida swing ... Scored 20 points vs. SEMO (11/9/21) in his Missouri State debut, going 8-of-10 from the field with a pair of dunks.

2020-21 (Valpo)

Named to the Preseason All-MVC second team ... Started 26-of-28 games for Valpo his sophomore year, averaging 10.1 points, 5.5 rebounds and 2.4 assists per game for a 10-18 squad ... Led Valpo squad in rebounding, assists, steals and minutes, while ranking 2nd on the squad in scoring ... Scored in double figures 14 times, including 3 games of 20+ points, and snagged double-figure rebounds 3 times ... Finished 15th in the conference in rebounds (5.5), 5th in blocks (1.3) and 6th in minutes played (32.5) ... In Valley games, Clay ranked 2nd in the league in minutes per game (33.9) -- just behind MSU's Isiah Mosley (35.1) -- 3rd in blocks per game (1.1), 15th in rebounds (5.6) ... Registered season-high 21 points on 6-of-15 field goals with season-high 4 treys vs. Missouri State (1/9/21) with 5 assists against the Bears ... Produced 20 points at Central Michigan (12/12/20) with 8-of-13 field goals, season-best .615 FG percentage, and 5 rebounds ... Also posted 20 points and 12 rebounds at Illinois State (1/23/21) on 10-of-20 shooting -- all two-pointers -- Grabbed season-high 14 rebounds, 13 defensive, at Game 2 vs. Drake (2/7/21) and also made 7-of-9 free throws vs. Bulldogs ... Dished out 4 assists in Game 1 vs. Drake (2/6/21) ... Snagged 13 caroms at Toledo (12/19/20) to go with 17 points for his first career double-double ... Dropped in 3 triples and scored 17 points Game 2 vs. Bradley (2/10/21) ... Registered 15 points, 8 rebounds and 3 assists in Game 1 vs. Bradley (1/28/21) ... Was 7-for-14 from the field for 14 points at Evansville (2/1/21) ... Posted 11 points and 7 rebounds vs. Indiana State (2/26/21)

2019-20 (Valpo)

Named to MVC All-Freshman Team ... Played in all 35 games with 33 starts as a true freshman at Valparaiso University for coach Matt Lottich ... Averaged 9.4 points and 4.6 rebounds per game to finish 3rd and 2nd on the team, respectively ... His 36 blocked shots (1.0) led the team and ranked 7th in the MVC ... Helped team to 19-16 overall ledger and trip to MVC Tournament finals vs. Bradley ... Posted 19 double-figure

Donovan Clay Career Statistics

Year	G-GS	Min	FG-A	Pct	3FG-A	Pct	FT-A	Pct	OR-DR	Reb	Avg	PF-D	A	TO	BS	ST	Pts	Avg
2019-20*	35-33	1004	132-292	.452	32-112	.286	33-51	.647	48-114	162	4.6	65-0	59	40	36	20	329	9.4
2020-21*	28-26	910	106-271	.391	20-98	.204	50-73	.685	35-120	155	5.5	76-3	63	64	35	21	282	10.1
2021-22	34-34	1099	116-216	.537	15-48	.313	38-51	.745	44-165	209	6.1	77-3	59	38	36	21	285	8.4
Valpo Total	63-59	1914	238-563	.423	52-210	.248	83-124	.669	83-234	317	5.0	141-3	122	104	71	41	611	9.7
NCAA Total	97-93	3013	354-779	.454	67-258	.260	121-175	.691	127-399	526	5.4	218-6	181	142	107	62	896	9.2

* at Valparaiso (NCAA DI)

Donovan Clay Career MVC-Only Statistics

Year	G-GS	Min	FG-A	Pct	3FG-A	Pct	FT-A	Pct	OR-DR	Reb	Avg	PF-D	A	TO	BS	ST	Pts	Avg
2019-20*	18-18	559	76-171	.444	19-69	.275	26-37	.703	24-72	96	5.3	35-0	28	17	20	10	197	10.9
2020-21*	18-16	608	64-171	.374	12-57	.211	33-48	.688	25-76	101	5.6	49-2	42	40	19	9	173	9.6
2021-22	18-18	592	60-108	.556	6-22	.273	18-27	.667	24-86	110	6.1	48-3	36	19	17	11	144	8.0
MVC Total	54-52	1759	200-450	.444	37-148	.250	77-112	.688	73-234	307	5.7	132-5	106	76	56	30	514	9.5

scoring games, including 8 games of 15+ points and two of 20+ points ... Grabbed 7 or more rebounds 11 times ... Led Valpo in scoring 5 times, rebounding 11 times and assists 5 times ... Scored 10.9 points per game in Valley action, 3rd on the squad ... Scored his first collegiate basket vs. Toledo (11/5/19) ... Made his first career start in a game near his hometown of Alton, Ill. at SIUE (11/12/19), scoring 5 points ... Had the first double-figure scoring output of his collegiate career in a win over Grand Canyon (11/22/19) ... Scored in double figures in five straight games from 11/27/19 to 12/18/19 ... Scored a team-high 21 points vs. Loyola (12/30/19) in his MVC debut, going 8-for-8 from the field ... Reached double figures for the 7th time in 8 games at Evansville (1/4/20), contributing 10 points to go along with a team-high 7 rebounds ... Established a season best with 9 rebounds, including 6 offensive at Southern Illinois (1/7/20) ... Enjoyed an 18-point, 7-rebound performance vs. Drake (1/11/20), both team highs, while going 7-for-7 at the stripe ... Scored 18 points vs. Indiana State (1/18/20) ... Logged a team-high 8 rebounds at Missouri State (1/23/20) in Springfield to go with 4 points and a pair of blocks ... Scored 13 second-half points to finish with 15 at Bradley (1/29/20) ... Had 5 assists and no turnovers in win over SIU (2/12/20) ... Reached double figures for the fourth time in 7 games by posting 15 points at Drake (2/19/20) ... Led Valpo in scoring with a career-high 22 points on 11-of-17 shooting with 7 rebounds in home win over Missouri State (2/25/20) ... Shared the team lead with 11 points and 5 rebounds at Indiana State (2/29/20) ... Named the MVC Newcomer of the Week on 3/1/20 after averaging 16.5 points and 6.0 rebounds over the final two games of the regular season ... Scored in double figures and had at least 7 rebounds in each of the first three games of the MVC Tournament in St. Louis ... Dished out a season-high seven assists in the MVC quarterfinal upset of Loyola (3/6/20) ... Had 10 points, 7 rebounds, 6 assists and a pair of triples in MVC Tournament semifinals vs. Missouri State (3/7/20).

High School

Earned Illinois Class 4A All-State first-team honors as a senior at Alton (Ill.) High ... Also earned St. Louis All-Metro first-team distinction ... Named the Riverbend Boys Basketball Player of the Year, the Alton Telegraph Large-School Player of the Year and the biggest "sleeper" in the state of Illinois by the Chicago Sun-Times in 2018-19 ... Averaged 17.8 points, 5.8 rebounds, 1.9 assists and 1.0 blocks for coach Eric Smith ... Scored 20 points or better in 13 games with 6 double-doubles ... Scored a season-high 27 points in a 58-49 loss to East St. Louis ... Converted a tip-in at the buzzer to clinch a 59-57 win over Collinsville at home ... Had a 21-point, 11-rebound performance in a win over Evanston, where he went 10-of-13 from the field ... Led the Centralia Holiday Tournament in both scoring and rebounding, averaging 19.5 points and 9.0 rebounds over four games ... In his senior campaign, he led the Redbirds to a 23-11 record, a Chik-Fil-A Classic title and a 4A Collinsville Regional championship during the 2018-19 season ... Was named MVP of the Chik-Fil-A Classic ... Entered high school as a 6-foot point guard and grew to 6-3 by his junior year before shooting up to 6-7 by graduation ... Played AAU with the Southwestern Illinois Jets.

Personal

Donovan La'Neil Clay was born 1/29/01 in Mt. Vernon, Ill. ... Son of Dexter Clay and Alicia Myers of Alton, Ill. ... Has two sisters, Ivy and Dominique ... Majoring in Sociology.



Clay Career Highs

Points

22, vs. Missouri State, 2/25/20

Rebounds

15, vs. Evangel, 12/30/21

Field Goals

11, vs. Missouri State, 2/25/20

Field Goal Attempts

20, at Illinois State, 1/23/21

Three-Pointers

4, vs. Loyola Chicago, 12/30/19

4, vs. Missouri State, 3/5/21

Three-Point Attempts

7, done 3x last vs. Missouri State, 3/5/21

Free Throws

7, done twice, last vs. Drake 2/7/21

Free Throw Attempts

9, done twice, last vs. Drake, 2/7/21

Assists

7, vs. Loyola Chicago, 3/6/20

Blocked Shots

5, vs. Purdue Northwest, 12/17/20

Steals

3, vs. Judson (Ala.), 12/6/20

3, at Indiana State, 1/25/22

Minutes

45, vs. Drake, 3/5/22

Career Misc.

Led MSU in Scoring	1
Led MSU in Rebounding	7
Led MSU in Assists	8
Double-Figure Points	45
Double-Figure Rebounds	8
Double-Doubles	5
20-Point Games	6
Dunks	20
Charges Drawn	2

2021-22 MVC Leaders

Blocked Shots

1. Gaige Prim, MSU	1.2
2. Malevy Leons, BU	1.1
3. Donovan Clay, MSU	1.1
4. Tremell Murphy, DU	1.1
5. Kendall Lewis, ILST	1.0
Chris Knight, LUC	1.0
7. Liam McChesney, ILST	0.9
8. Rienk Mast, BU	0.9
9. Ari Boya, BU	0.9
10. Tucker DeVries, DU	0.8

Rebounds

1. Rienk Mast, BU	8.4
2. Gaige Prim, MSU	8.0
3. Garrett Sturtz, DU	7.1
4. Thomas Kithier, Valpo	6.6
5. Isiah Mosley, MSU	6.2
6. Donovan Clay, MSU	6.1
7. Malevy Leons, BU	5.9
8. Kendall Lewis, ILST	5.7
9. Kailex Stephens, INST	5.5
10. Cameron Henry, INST	5.5



Dawson Carper

Forward

6-11 | 260 | Senior

Colorado Springs, Colorado

Rampart High | Hawaii

Sports

Management

33

Honors

MSU Athletic Director's Honor Roll: Fall 2020, Fall 2021

Big West Commissioner's Honor Roll: 2018-19

2021-22 (Senior 1)

Played in 27 games in his second season in Springfield, averaging 6.2 minutes, 1.6 points and 1.5 rebounds per game ... Tallied points in each of last 4 games of 2021-22 season ... Snagged 3 rebounds and had a block and 2 points vs. Drake (3/5/22) in MVC Semifinals ... Racked up 4 points, 3 rebounds, a block, an assist and a dunk in 8 minutes vs. Valpo (3/4/22) in MVC quarterfinals ... Dished out 2 assists at Evansville (2/26/22) in regular-season finale ... Snagged 3 rebounds at UNI (2/20/22) ... Made most of his 7 minutes vs. Valpo (2/12/22) with 7 points, 4 rebounds, 2 blocks and his first career 3-pointer in home win ... Was 2-for-2 from the field with 3 rebounds and 4 points in win at SIU (2/2/22) ... Had a huge second-half dunk in win at #22 Loyola Chicago (1/22/22) ... Made 8-minute appearance in win over Illinois State (1/19/22) with 4 points and 2 rebounds ... Missed 5 games (1/2/22 to 1/15/22) in concussion protocol ... Racked up 4 points, 3 boards in win over UCA (12/18/21) with a block ... First-half layup vs. South Dakota State (12/15/21) put Bears up for good in home win ... Snagged 4 rebounds vs. #12 BYU (12/4/21) on national TV ... Logged 4 points in 8-minute assignment vs. George Washington (11/24/21) ... Registered 4 points and 3 rebounds off the bench vs. Alabama State (11/13/21) ... Scored a key layup late in the game in season opener vs. SEMO (11/9/21) ... Earned spot on MSU Athletic Director's Honor Roll for Fall 2021 semester.

2020-21 (Junior)

Saw just 3 games during his first season in Springfield due to injuries ... Played 3 minutes in home debut (1/2/21) of first Indiana State game and tallied a rebound in home victory ... Scored his first point as a Bear with a FT in Game 2 at UNI (12/28/20) ... Played 7 minutes in Game 1 at UNI (12/27/20) in his MSU debut and recorded 2 rebounds, 1 assist ... Named to Athletic Director's Honor Roll for Fall 2020 semester.

Hawaii

Averaged 6.0 points and 3.9 rebounds per game as a sophomore at the University of Hawaii in 2019-20 ... Helped coach Eran Ganot to a 17-13 record and started 22-of-28 appearances ... Scored in double figures four times, including a season-high 20-point outing at Cal Poly for his first double-double ... Also converted 73-of-119 field goals (.613) ... As a freshman, he posted 3.0 points and 2.3 rebounds in 26 appearances for an 18-13 Rainbow Warriors team ... Converted 33-of-52 (.635) shots as a true freshman and earned a spot on the Big West Commissioner's Honor Roll.

High School

Prepped at Rampart High in his hometown of Colorado Springs, Colo., where he made 69.8 percent of his career field goals to establish a new state record for FG percentage ... Posted 19.8 points, 9.8 rebounds and 2.6 blocks per game as a senior in 2017-18 for coach Jon St. Clair's Rams ... Had a triple-double against Fountain-Fort Carson (18 pts., 10 reb., 10 assists), followed by a 16-for-16, 32-point game against Liberty the next game ... Led team to 18-7 campaign and 5A state sweet 16 run in 2017-18 ... Earned all-state first-team, CSML all-conference and conference MVP honors as a senior as well as academic all-state ... Picked to Colorado State Metro League all-star game after senior season ... As a junior, he averaged 17.0 points, 8.2 rebounds and 2.2 blocks while earning all-conference honors ... Was a four-year letterman.

Personal

Dawson Wesley Carper was born 5/9/00 in Charleston, S.C. ... Son of Chris and Kim Carper of Colorado Springs, Colo. ... Mother played basketball at TCU and father played football at Air Force ... Has a brother, Toby ... His grandfather, Harry Venik, played basketball at Iowa ... Majoring in Sports Management (Graduate Certificate).

Dawson Carper Career Statistics

Year	G-GS	Min	FG-A	Pct	3FG-A	Pct	FT-A	Pct	OR-DR	Reb	Avg	PF-D	A	TO	BS	ST	Pts	Avg
2018-19*	26-0	210	33-52	.635	0-0	----	13-32	.406	18-41	59	2.3	36-1	8	16	5	5	79	3.0
2019-20*	28-22	465	73-119	.613	0-0	----	21-45	.467	45-64	109	3.9	73-2	8	33	16	8	167	6.0
2020-21	3-0	13	0-2	.000	0-0	.000	1-2	.500	0-3	3	1.0	1-0	1	1	1	0	1	0.3
2021-22	26-0	154	18-31	.581	1-2	.500	5-10	.500	14-23	37	1.4	24-0	5	10	9	2	42	1.6
MSU Total	30-0	180	19-35	.543	1-3	.333	6-12	.500	15-28	43	1.4	27-0	6	12	10	2	45	1.5
NCAA Total	84-22	855	125-206	.607	1-3	.333	40-89	.449	78-133	211	2.5	136-3	22	61	31	15	291	3.5

* at Hawaii (NCAA DI)

Dawson Carper MVC-Only Career Statistics

Year	G-GS	Min	FG-A	Pct	3FG-A	Pct	FT-A	Pct	OR-DR	Reb	Avg	PF-D	A	TO	BS	ST	Pts	Avg
2020-21	3-0	13	0-2	.000	0-0	.000	1-2	.500	0-3	3	1.0	1-0	1	1	1	0	1	0.3
2021-22	12-0	60	7-9	.778	1-1	1.000	3-6	.500	7-7	14	1.2	9-0	2	3	3	1	18	1.5
Total	15-0	73	7-11	.636	1-1	1.000	4-8	.500	7-10	17	1.1	10-0	3	4	4	1	19	1.3



Matthew Lee

Guard
6-0 | 175 | Senior
San Juan, Puerto Rico
Dohn Prep | Saint Peter's
General Studies

15

Saint Peter's

2021-22: Started 25-of-30 games at point guard for Saint Peter's University in Jersey City, N.J., en route to an Elite Eight run in the 2022 NCAA Tournament with wins over Kentucky, Murray State and Purdue ... Averaged 6.8 points, 1.8 rebounds and 3.0 assists per game for coach Shaheen Holloway's Peacocks squad that won MAAC championship ... Earned MAAC All-Tournament Team honors in 2022 ... Had a season-high 20 points vs. Iona (1/30/22) in a contest in which he went 4-of-5 from 3-point range ... Peacocks finished the 2021-22 season with a 22-12 overall record after going 14-6 in conference play ... **2020-21:** Started 24-of-25 games, ranking second in the MAAC in assists (89), third in assist average (3.6) and fourth in assist-to-turnover ratio (1.4), while earning MAAC All-Academic Team distinction ... **2019-20:** Led the MAAC in 3-point shooting as a freshman, converting 27-of-59 (.458) shots ... In three seasons (82g) at Saint Peter's, he compiled 555 points (6.8), 233 assists (2.8), 74 steals (0.9) and 152 rebounds (1.9) with 80 3-pointers.

High School

Attended Dohn Prep in Cincinnati, Ohio where he was a four-year starter and three-time captain for coach Sammy Villegos ... Scored over 1,000 career points, including 25.1 points, 5.4 rebounds and 8.3 assists per game as a senior ... Played his freshman and sophomore years at East-side High for coach Juan Griles.

Personal

Matthew Lee was born 10/25/99 in San Juan, Puerto Rico ... Son of Butch Lee and Rachel Williams of San Juan ... Has two brothers, Brandon and Keith ... His father Butch was the first-ever Puerto-Rican born player to play in the NBA and the only Puerto Rican to win both NCAA (Marquette) and NBA (Lakers) championships ... Majoring in General Studies.



Kendle Moore

Guard
6-0 | 155 | Senior
Danville, Illinois
Danville High | Colorado St.
Individualized
Studies

3

Colorado State

Scored 1,036 points in four seasons at Colorado State (2018-22), making him the 33rd Ram to reach the 1,000-point milestone ... **2021-22:** Started all 29 games he played, averaging 6.5 points, 2.6 rebounds, 1.8 assists and 1.1 steals per game ... Also shot 44.4 percent from the field and 81 percent at the line with a season-best 23-point outing at Utah State (2/26/22), which included five 3-pointers ... Also scored 10 points and snagged 3 steals in the NCAA Tournament game vs. Michigan (3/17/22) ... **2020-21:** Averaged 10.5 points per game as a junior while boasting 2.9 rebounds and 1.5 assists per outing in 27 starts ... **2019-20:** Started all 32 games his sophomore year while averaging 9.0 points, 2.2 rebounds and 2.2 assists with 60 3-pointers ... **2018-19:** Started 31-of-32 games as a true freshman, scoring 8.6 points per game with 2.4 rebounds and 2.7 assists.

High School

Prepped at Danville (Ill.) High School where he was the school's all-time leading scorer with 1,700 career points for coach Ted Houpt ... Averaged 21.0 points, 3.4 rebounds, 3.3 assists and 2.9 steals per game as a senior (2017-18) for a Vikings team that was 26-3 overall and ranked No. 4 in the Illinois Class 4A poll ... Earned all-state second-team selection by the Chicago Tribune and was also an all-state pick by the AP and IBCA in Class 3A/4A, while earning Big 12 Conference Player of the Year ... As a junior, he scored 21.5 points per game for a 22-9 squad while being named area player of the year and a second-team all-state pick by the IBCA.

Personal

Kendle Glenn Moore was born 10/3/99 in Danville, Ill. ... Son of Tanicca Jimson of Danville, and Julius Moore ... Has a brother, Kameren ... Majoring in Individualized Studies (Graduate Certificate).

Matthew Lee Career Statistics

Year	G-GS	Min	FG-A	Pct	3FG-A	Pct	FT-A	Pct	OR-DR	Reb	Avg	PF-D	A	TO	BS	ST	Pts	Avg
2019-20*	27-16	494	52-127	.409	27-59	.458	22-30	.733	9-28	37	1.4	46-0	57	51	0	28	153	5.7
2020-21*	25-24	689	62-165	.376	25-74	.338	49-70	.700	11-51	62	2.5	52-1	89	64	2	27	198	7.9
2021-22*	30-25	715	60-186	.323	28-83	.337	56-75	.747	8-45	53	1.8	53-0	87	53	3	19	204	6.8
NCAA Total	82-65	1898	174-478	.364	80-216	.370	127-175	.726	28-124	152	1.9	151-1	233	68	5	74	555	6.8

* at Saint Peters (NCAA DI)

Kendle Moore Career Statistics

Year	G-GS	Min	FG-A	Pct	3FG-A	Pct	FT-A	Pct	OR-DR	Reb	Avg	PF-D	A	TO	BS	ST	Pts	Avg
2018-19*	32-31	932	98-205	.478	34-106	.321	45-57	.789	5-73	78	2.4	87-0	86	53	3	42	275	8.6
2019-20*	32-32	970	93-203	.458	60-138	.435	42-58	.724	6-65	71	2.2	62-0	69	38	0	42	288	9.0
2020-21*	27-27	800	97-214	.453	48-134	.358	42-46	.913	12-66	78	2.9	67-0	41	52	2	37	284	10.5
2021-22*	29-29	726	71-160	.444	30-94	.319	17-21	.810	9-66	75	2.6	50-1	54	30	1	32	189	6.5
NCAA Total	120-119	3428	359-782	.459	172-472	.364	146-182	.802	32-270	302	2.5	266-1	250	173	6	153	1036	8.6

* at Colorado State (NCAA DI)



Dalen Ridgnal

Forward

6-7 | 215 | Senior

Kansas City, Missouri

Lincoln Acad. | Georgia

General Studies

34

Georgia

Played in 28 games in 2021-22 in his only season in Athens, averaging 10.3 minutes, 2.7 points and 2.9 rebounds per game overall and 3.3 points per game in SEC play ... Fell just shy of a double-double with 10 points, 9 rebounds vs. Western Carolina (12/20/21) in just 12 minutes of playing time ... Snagged 7 rebounds at No. 2 Auburn (1/19/22) and scored 6 points with 7 rebounds vs. Jacksonville (12/7/21).

Cowley College

Was a two-time All-American, All-Region VI and All-Jayhawk Conference selection at Cowley (Kan.) College for coach Tommy DeSalme where he led the Tigers to a 50-11 record in two years with a pair of conference titles and a 2021 national runner-up finish ... Scored 1,118 points (18.6 ppg) and snagged 699 rebounds (11.7) in 60 career games ... Was a first-team All-America pick in 2020-21 after posting 21.1 points and a national-best 12.8 rebounds with 23 double-doubles ... As a freshman, he recorded 20 double-doubles and averaged 16.4 points and 10.6 rebounds per game as a third-team All-America pick. Was also named Jayhawk East Freshman of the Year in 2019-20.

High School

Helped Lincoln Prep (Kansas City, Mo.) to a 22-5 record during his senior season (2018-19) for coaches Bryan Lippman and Omar Gonzalez ... Played his sophomore and junior seasons at Rockhurst High School where he averaged 9.1 points and a team-high 6.8 rebounds per game to help Rockhurst compile a 22-6 record and district title ... Averaged 5.1 points and 5.4 rebounds per game for the Hawkllets as a sophomore.

Personal

Dalen Myles Ridgnal was born 1/1/01 in Kansas City, Mo. ... Guardian is his aunt, Charmain Ridgnal-Wright ... Majoring in General Studies.



Bryan Trimble Jr.

Guard

6-3 | 205 | Senior

Kansas City, Missouri

Sunrise Christian | Akron

**Individualized
Studies**

12

Akron

2021-22: Averaged 10.4 points and 2.1 rebounds per game in 23 appearances (22 starts) for coach John Groce in 2021-22 ... Dropped in 61 threes (2.7 per game) in his last year at UA ... Scored 33 points at Bowling Green (1/20/22) behind 10 threes ... **2020-21:** Earned NABC All-District second-team and All-MAC honorable mention laurels ... Started 20 games, averaging 12.0 points, which was second on the team, with 2.1 rebounds and 0.9 steals ... Had 74 threes and shot 39.8 percent from long range ... Scored a season-high 26 points vs. Kent State (2/5/21) ... Made four or more triples 10 times, including 7 vs. Kent State and vs. Central Mich. (1/21/21) ... **2019-20:** Sat out per NCAA rules.

St. John's

2018-19: Averaged 2.4 points and 1.3 rebounds for the Red Storm in 16.2 minutes per game, making 24 threes in 33 games ... Scored 11 points on 4-of-6 shooting with 3 treys against Creighton (1/30/19) ... **2017-18:** Played in 32 games as a true freshman, averaging 3.2 points and 1.2 rebounds ... Had 19 points at Marquette with 5 treys (2/21/18).

High School

A product of Sunrise Christian Academy in Kansas City, he was a three-star recruit after averaging 14.0 points per game as a senior ... Converted 45 percent of 3-point attempts as a senior for coach Luke Barnwell at Sunrise ... Was on the all-tournament team at the 2017 National Prep School Tourney with MoKan Elite ... Rated as the 59th-best shooting guard in the country by 247Sports.com and No. 6 overall in Missouri.

Personal

Bryan Franklin Trimble Jr. was born 6/26/98 in Tulsa, Okla. ... Son of Regina Stewart and Bryan Trimble Sr. ... Has a brother, Paul Jr., and sister, Mariyah ... Majoring in Individualized Studies.

Dalen Ridgnal Career Statistics

Year	G-GS	Min	FG-A	Pct	3FG-A	Pct	FT-A	Pct	OR-DR	Reb	Avg	PF-D	A	TO	BS	ST	Pts	Avg
2019-20*	31-18	747	190-398	.477	44-131	.336	83-114	.728	104-224	328	10.6	86-2	53	60	54	52	507	16.4
2020-21*	29-29	794	206-434	.475	60-155	.387	139-166	.837	125-246	371	12.8	76-0	59	59	64	68	611	21.1
2021-22**	28-1	289	25-70	.357	13-44	.295	12-18	.667	15-66	81	2.9	27-0	11	7	6	4	75	2.7
NCAA Total	28-1	289	25-70	.357	13-44	.295	12-18	.667	15-66	81	2.9	27-0	11	7	6	4	75	2.7

* at Cowley (Kan.) College (NJCAA); ** at Georgia (NCAA DI)

Bryan Trimble Jr. Career Statistics

Year	G-GS	Min	FG-A	Pct	3FG-A	Pct	FT-A	Pct	OR-DR	Reb	Avg	PF-D	A	TO	BS	ST	Pts	Avg
2017-18*	32-0	555	34-95	.358	26-81	.321	6-7	.857	4-33	37	1.2	52-1	13	5	2	8	100	3.1
2018-19*	33-3	537	26-79	.329	24-75	.320	2-2	1.000	2-42	44	1.3	58-0	14	14	9	10	78	2.4
2020-21**	23-20	648	92-233	.395	74-186	.398	19-22	.864	6-43	49	2.1	47-2	10	20	4	19	277	12.0
2021-22**	23-22	647	82-227	.361	61-180	.339	15-21	.714	1-47	48	2.1	43-0	17	18	0	17	240	10.4
NCAA Total	111-45	2387	234-634	.369	185-522	.354	42-52	.808	13-165	178	1.6	200-3	54	57	15	54	695	6.3

* at St. Johns (NCAA DI); ** at Akron (NCAA DI)



James Graham

Guard / Forward
6-7 | 215 | Junior
Milwaukee, Wisconsin
Nicolet High | Maryland
Public Relations

21

Maryland

2021-22: Highly-touted shooter played in just one game for coach Mark Turgeon at Maryland in 2021-22, a five-minute appearance in win over Quinnipiac (11/19/21) ... **2020-21:** Played in 8 games during his first season in College Park as a mid-year enrollee as a freshman ... Scored first career collegiate points vs. Wingate (1/15/21), finishing with 10 points as a season-high ... Also recorded 4 rebounds in 10 minutes vs. No. 5 Iowa (1/7/21).

High School

Cut his senior season short to graduate early and enroll at Maryland ... Averaged 20.3 points and 6.6 rebounds per game for Nicolet High School in Milwaukee as a junior in 2019-20 ... Helped coach Al Hanson's Knights to a 22-2 record with a 24.2 scoring margin over its last 9 games before COVID shutdown ... Team was the preseason favorite to win the WIAA Division 2 state title ... Team won state championship his sophomore year in 2018 ... Played his freshman season at University School for coach Sylvester Cutler ... Was a four-star recruit via all major recruiting publications and ranked as the No. 52 overall player, No. 11 small forward in the 2021 class and No. 2 out of Wisconsin, per 247Sports ... Was also logged as the No. 22 small forward and No. 4 player in the state of Wisconsin via ESPN and the No. 19 player at his position according to Rivals ... AAU squad was Wisconsin Playground.

Personal

James Charles Graham III was born 6/18/03 in Milwaukee, Wis. ... Son of James and Monique Graham of Milwaukee ... Has a brother, Miles and a sister, Lauren ... Majoring in Public Relations.



Jonathan Mogbo

Forward
6-8 | 225 | Junior
West Palm Beach, Florida
Forest Hill High | NE Okla.
Admin. Management

2

Northeastern Oklahoma A&M

Played the 2021-22 season at Northeastern Oklahoma A&M College in Miami, Okla., where he led coach Jeremy Jackson's Norsemen to a 19-11 record ... Led all NJCAA Region 2 players in rebounding average with 10.5 per game, which placed him 17th in the country ... Also ranked 14th nationally in total rebounds (308) and shot 49.7 percent from the field ... Scored in double figures 26 times, averaged 14.3 points and posted 1.4 blocks per game to help him earn first-team NJCAA All-Region distinction ... Logged a season-high 28 points vs. Casper (11/19/21).

Independence CC

Spent his freshman season at Independence (Kan.) Community College where he averaged 8.1 points and 5.9 rebounds per game in 23 appearances ... Led coach Justin Mann's Pirates to a 14-9 record in an abbreviated season that culminated in a regional quarterfinal appearance ... Also averaged 1.9 blocks per outing and made 49.7 percent of his field goal attempts ... Racked up a season-high 20 points vs. Cloud County (3/24/21).

High School

Played high school basketball at Forest Hill High in West Palm Beach, Fla. ... Helped coach Tony Watson's Falcons to a 28-3 ledger his senior year (2019-20), winning 7A district and regional titles ... Averaged 12.1 points and 8.6 rebounds per game in his final prep season.

Personal

Jonathan Michael Mogbo was born 10/29/01 in Florida ... Son of Chuck and Karen Mogbo of West Palm Beach, Fla. ... Has three brothers, Zachary, Bryan and Charles ... Majoring in Administrative Management.

James Graham Career Statistics

Year	G-GS	Min	FG-A	Pct	3FG-A	Pct	FT-A	Pct	OR-DR	Reb	Avg	PF-D	A	TO	BS	ST	Pts	Avg
2020-21*	8-0	36	4-11	.364	2-9	.222	0-0	.000	0-10	10	1.3	2-0	1	3	0	0	10	1.3
2021-22*	1-0	5	0-1	.000	0-1	.000	2-2	1.000	1-0	1	1.0	0-0	0	1	0	0	2	2.0
NCAA Total	9-0	42	4-12	.333	2-10	.200	2-2	1.000	1-10	11	1.2	2-0	1	4	0	0	12	1.3

* at Maryland (NCAA DI)

Jonathan Mogbo Career Statistics

Year	G-GS	Min	FG-A	Pct	3FG-A	Pct	FT-A	Pct	OR-DR	Reb	Avg	PF-D	A	TO	BS	ST	Pts	Avg
2020-21*	23-13	522	74-149	.497	3-12	.250	35-57	.614	56-79	135	5.9	57-0	49	40	44	27	186	8.1
2021-22**	30-29	903	174-350	.497	9-26	.346	73-112	.652	83-225	308	10.3	71-1	99	66	42	55	430	14.3
Juco Total	53-42	1425	248-499	.497	12-38	.316	108-169	.639	139-304	443	8.4	128-1	148	106	86	82	616	11.6

* at Independence (Kan.) Community College (NJCAA); ** at Northeastern Oklahoma A&M (NJCAA)



Raphe Ayres

Guard

6-5 | 205 | Sophomore
Arlington, Virginia
Vermont Academy
General Business

11

Honors

MVC Honor Roll: 2022

MSU Athletic Director's Honor Roll: Fall 2020, Spring 2022

2021-22 (Redshirt)

Redshirted in 2021-22 ... Named to MVC Honor Roll and MSU Athletic Director's Honor Roll for Spring 2022 semester.

2020-21 (Freshman)

Saw action in 10 games as a true freshman in 2020-21, averaging 4.4 minutes per appearance ... Played season-high 19 minutes in home win over Missouri S&T (1/17/21) with 5 rebounds ... Dropped in a pair of 3-pointers and finished with season-high 6 points in win over Northwestern State (12/19/20) ... Played 3 minutes in win at Southern Illinois (2/17/21) ... Saw 3 minutes and snagged a rebound in win over Bradley (2/13/21) ... Earned 3 minutes vs. Loyola (1/31/21) in his second MVC appearance ... Saw action in his first MVC game at UNI (12/28/20) ... Scored first points as a Bear in win over William Jewell (12/16/20) with a rebound in 6-minute assignment ... Named to MSU Athletic Director's Honor Roll for fall 2020 semester.

High School

Played for coach Alex Popp at Vermont Academy in Saxtons River, Vt., during 2019-20 and averaged 10.3 points, 6.1 rebounds and 2.7 assists per game ... Shot 40-percent from 3-point range in his prep year ... Had a 25-point, 9-rebound performance against Hoosac and a 22-point, 11-rebound, 6-assist double-double against Tilton... Previously competed at Maret School in Washington, D.C. where he helped the Frogs to a 21-10 season in 2018-19 and state semifinals all three years he was there ... Was second on the team in scoring, rebounds, assists and steals as a senior, while leading team in FT and 3-point percentages ... Earned all-state laurels as a senior and junior at Maret ... Averaged team-best 8.6 points his junior season ... Ranked in top 20 in D.C., Maryland and Virginia in 3-point FG ... Part of a 25-8 run his sophomore year that culminated in a state runner-up finish.

Personal

Raphe Thompson Ayres was born 12/19/00 in Washington, D.C. ... Son of David and Laura Ayres of Arlington, Va. ... Has a brother, Will, and two sisters, Katie and Liza ... Father played semi-pro basketball in Portugal ... Majoring in General Business.

PRONUNCIATION GUIDE

Raphe Ayres rhymes with "safe" | AIRS
 Kanon Gipson cannon
 Jonathan Mogbo MOEG-bo
 Tommy Pinegar PIN-uh-grr
 Dalen Ridginal RIDGE-noll
 Coach Jase Herl hurl

BREAKDOWN BY EXPERIENCE

Total Squad Members 17
 Returning Lettermen 3
 Raphe Ayres, Dawson Carper, Donovan Clay
 Newcomers 14
 Lettermen Not Returning 8
 Ja'Monta Black, Isaac Haney, Jaylen Minnett, Isiah Mosley,
 Lu'Cye Patterson, Gaige Prim, DeMarcus Sharp, Nic Tata,
 Returning Starters (GS) 1
 Donovan Clay (34)
 Starters Not Returning (GS) 4
 Gaig Prim (34), Ja'Monta Black (33), Isiah Mosley (32),
 Lu'Cye Patterson (26)
 Seniors 6
 Juniors 2
 Sophomores 3
 Freshmen 6

BREAKDOWN BY HEIGHT

6-11 Dawson Carper
 6-8 N.J. Benson, Donovan Clay, Jonathan Mogbo
 6-7 Jonathan Dunn, James Graham, Dalen Ridginal
 6-6 Chance Moore
 6-5 Raphe Ayres
 6-3 Kanon Gipson, Damien Mayo Jr., Bryan Trimble Jr.
 6-2 Alston Mason, Tommy Pinegar
 6-1 David Hill
 6-0 Matthew Lee, Kendle Moore

BREAKDOWN BY HOME STATE

Colorado (1)
 Colorado Springs — Dawson Carper
Florida (1)
 West Palm Beach — Jonathan Mogbo
Georgia (1)
 Brookhaven — Chance Moore
Illinois (3)
 Alton — Donovan Clay
 Danville — Kendle Moore
 Mt. Vernon — N.J. Benson
Kansas (1)
 Overland Park — Alston Mason
Missouri (6)
 Kansas City — Dalen Ridginal, Bryan Trimble Jr.
 Rogersville — Jonathan Dunn, Kanon Gipson
 Springfield — Tommy Pinegar
 St. Louis — Damien Mayo Jr.
Pennsylvania (1)
 Williamsport — David Hill
Virginia (1)
 Arlington — Raphe Ayres
Wisconsin (1)
 Milwaukee — James Graham
Puerto Rico (1)
 San Juan — Matthew Lee

Raphe Ayres Career Statistics

Year	G-GS	Min	FG-A	Pct	3FG-A	Pct	FT-A	Pct	OR-DR	Reb	Avg	PF-D	A	TO	BS	ST	Pts	Avg
2020-21	10-0	44	3-11	.273	2-9	.222	0-0	.000	2-7	9	0.9	2-0	2	2	0	1	8	0.8
MSU Total	10-0	44	3-11	.273	2-9	.222	0-0	.000	2-7	9	0.9	2-0	2	2	0	1	8	0.8



Alston Mason

Guard
6-2 | 175 | Sophomore
Overland Park, Kansas
Blue Valley NW | Oklahoma
Undeclared

1

Oklahoma

Appeared in 18 games for the Sooners as a true freshman in 2021-22, averaging 1.4 points, 0.4 rebounds and 0.2 assists per game for coach Porter Moser ... Made his debut vs. Northwestern State (11/9/21) and scored 6 points and added 2 assists in that contest ... Scored a season-high 8 points on 3-for-6 shooting and grabbed a season-best 4 rebounds against UTSA (11/12/21) ... Also appeared in all three games of the Myrtle Beach Invitational against East Carolina (11/18/21), Indiana State (11/19/21) and Utah State (11/21/21) ... Matched his season-best with a pair of steals at Kansas (2/12/22).

High School

He was a three-star recruit according to Rivals and 247Sports at Blue Valley (Kan.) Northwest High School ... Averaged 22.4 points, 4.7 assists and 2.0 steals per game as a senior in 2020-21 for a 23-4 squad coached by Ed Fritz ... Also shot 44 percent from 3-point range as a senior ... Helped lead Huskies to a 25-2 campaign his junior year ... Played his freshman and sophomore seasons at Olathe (Kan.) West High School.

Personal

Alston Talon Mason was born 2/15/02 in Belgium ... Son of Anita Mason of Gilbert, Ariz. ... Father, Alton Mason, played basketball at Arizona State (1998-2001) ... Has a brother, Alton, and two sisters, Ania and Aniah ... Undeclared academically, but plans to major in Sports Media.



Chance Moore

Guard
6-6 | 205 | Sophomore
Brookhaven, Georgia
McEachern High | Arkansas
Undeclared

0

Arkansas

Moore played in 5 games for Arkansas in 2021-22, recording 5 points and 3 rebounds in limited action as the only freshman in the Razor-backs' 2021 recruiting class ... Scored 2 points and snagged 2 rebounds in home win over Missouri (1/12/22) ... Posted 3 points with a rebound in road win at Georgia (2/2/22) ... Also saw action in NCAA Tournament win over New Mexico State (3/19/22) as part of an Elite Eight run and 28-9 season by coach Eric Musselman.

High School

Was a four-star guard out of McEachern High in Powder Springs, Ga. ... Led coach Mike Thompson's Indians to a 28-5 overall record and a 7A top-four state finish, averaging 23.1 pts and 9.2 rebounds per game as a senior ... Earned Atlanta Journal-Constitution 7A All-State second-team honors in 2021 and second-team All-Cobb County distinction ... Was a mid-year transfer to McEachern his junior year and averaged 25.7 points and 5.8 rebounds for a 27-4 squad in 2019-20 ... Played his sophomore season at Holy Innocents Episcopal High in Atlanta where he was a Class A all-state honoree and private school player of the year after posting 20.2 points and 7.0 rebounds per game ... Played his freshman season at Chamblee High School where he averaged 7.0 points per game ... Was the No. 97 overall recruit in the 2021 class, per 247Sports composite rankings, and was the No. 24 shooting guard and the No. 5 overall recruit from the state of Georgia ... Also listed as the No. 4 overall prospect in Georgia by ESPN, while being a finalist for the Sports Illustrated All-American team and McDonald's All-America squad.

Personal

Chance Anthony Moore was born 3/3/03 in Miami, Fla. ... Son of John Moore and Julie Fincher of Brookhaven, Ga. ... Stepfather is Eddie Fincher ... Has two sisters, London and Brooklyn ... Father played football at Air Force ... Academically undeclared, but plans to major in Business.

Alston Mason Career Statistics

Year	G-GS	Min	FG-A	Pct	3FG-A	Pct	FT-A	Pct	OR-DR	Reb	Avg	PF-D	A	TO	BS	ST	Pts	Avg
2021-22*	18-0	108	9-33	.273	3-18	.167	4-6	.667	2-6	8	0.4	6-0	4	14	0	8	25	1.4
NCAA Total	18-0	108	9-33	.273	3-18	.167	4-6	.667	2-6	8	0.4	6-0	4	14	0	8	25	1.4

* at Oklahoma (NCAA DI)

Chance Moore Career Statistics

Year	G-GS	Min	FG-A	Pct	3FG-A	Pct	FT-A	Pct	OR-DR	Reb	Avg	PF-D	A	TO	BS	ST	Pts	Avg
2021-22*	5-0	8	2-4	.500	1-2	.500	0-0	.000	1-2	3	0.6	2-0	0	0	0	0	5	1.0
NCAA Total	5-0	8	2-4	.500	1-2	.500	0-0	.000	1-2	3	0.6	2-0	0	0	0	0	5	1.0

* at Arkansas (NCAA DI)



N.J. Benson

Forward
6-8 | 225 | Freshman
Mt. Vernon, Illinois
Mt. Vernon Township High
Undeclared

35

High School

Named conference and regional player of the year in Southern Illinois after posting a league-record 658 points for coach Tim Holloway at Mt. Vernon (Ill.) Township High in 2021-22 ... Averaged 21.9 points and just under 11 rebounds per game while converting 61.3 percent from the field (68.4 percent from two-point range) ... Team advanced to regional round and finished with a 22-10 record ... As a junior, Benson was named South 7 Conference Player of the Year after leading Rams to back-to-back league titles ... Averaged 15 points, 8 rebounds and 5 assists in 2020-21 ... Earned all-conference honors for the second straight season ... The Chicago Sun Times ranked Benson as the No. 7 prospect in Illinois and top power forward in the state.

Personal

Alious Nicholas Benson Jr. was born 11/24/03 in St. Louis, Mo. ... Son of Nick Benson and Lynn Benson of Mt. Vernon, Ill. ... Has two sisters, Ary and Asia ... Undecided on academic major.



Kanon Gipson

Guard
6-3 | 160 | Freshman
Rogersville, Missouri
We Are United Prep
Undeclared

4

High School

After reclassifying to the class of 2022, Gipson spent the 2021-22 season at We Are United Prep for coach Robert Yanders ... Was previously a four-year starter at point guard for coach John Schafer at Logan-Rogersville (Mo.) High School, leading the Wildcats to a fourth-place state finish in 2019 and 2021 ... Averaged 16.9 points, 5.3 assists and 3.1 steals per game for the Wildcats in 2021 ... Was a News-Leader Dominant Dozen selection as a senior while earning all-state, all-district and All-Big 8 Conference laurels ... Was also a standout golfer, finishing fourth in state as a senior.

Personal

Kanon Thomas Gipson was born 2/12/03 in Springfield, Mo. ... Son of David and Julie Gipson of Rogersville, Mo. ... Has a brother, Brock, and four sisters, Allie, Annie, Kadie and Laney ... Undecided on college major.



Jonathan Dunn

Forward
6-7 | 200 | Freshman
Rogersville, Missouri
We Are United Prep
Undeclared

13

High School

Spent his prep year at We Are United Prep in Nixa, Mo. ... Is a former Logan-Rogersville (Mo.) High School standout who averaged 23 points and 4.7 rebounds per game while shooting 62.6 percent from the field in 2020-21 ... Was named the Big 8 East Player of the Year and was selected to the News-Leader Dominant Dozen team as a senior ... Prior to his time at Rogersville, he was one of the top prospects in St. Louis at Hazelwood Central High ... Played for the Yanders Law AAU program ... Had offers from Texas Tech, Murray State, Missouri, SEMO and others.

Personal

Jonathan Michael Dunn was born 12/27/02 in St. Louis, Mo. ... Son of Sylvester and Beverly Dunn of Springfield ... Undecided on academic major.



David Hill

Guard
6-1 | 185 | Freshman
Williamsport, Pennsylvania
St. John Neumann Regional
Undeclared

25

High School

Played high school basketball at St. John Neumann Regional Academy in Williamsport, Pa. ... Was a three-time all-state honoree for the Golden Knights and coach Louis Roskowski ... Helped Neumann to four straight conference titles and 2021 Class A district title ... Eclipsed 1,000 career points as a high school junior ... Originally committed to Towson University.

Personal

David Dwayne Hill was born 9/26/02 in Williamsport, Pa. ... Son of David Hill and Chancelle Johnson of Williamsport ... Has two brothers, Alize and Davion, and four sisters, Davesha, Destiny, Davida and Alana ... Undecided on academic major ... Older brother, Alize, was a two-time All-MVC performer at Missouri State (2016-18) and is currently with the San Antonio Spurs of the NBA ... Younger brother, Davion, earned PIAA Class A Player of the Year honors in 2022.



Damien Mayo Jr.

Guard
6-3 | 205 | Freshman
St. Louis, Missouri
Link Year Prep
Entrepreneurship

10

High School

A three-star composite recruit and Rivals three-star point guard, Mayo spent the 2021-22 season at Link Year Prep in Branson, Mo., coached by former Bears star Rodney Perry ... Was a pivotal cog for coach Frank Bennett at St. Louis Chaminade Prep, leading team to a 21-2 run in 2020-21, his junior season ... Junior year culminated in district and conference titles and a Class 6 state playoff run ... Hit a 28-footer at the buzzer to defeat CBC in the district championship game in 2021 ... Averaged 13.3 points, 5.4 rebounds and 4.6 assists per game in 2020-21 at Chaminade ... Posted season-best 32-point outburst vs. Vianney (12/9/20) in which he was 13-of-18 from the field with 4 three-pointers.

Personal

Damien Lamar Mayo Jr. was born 2/10/04 in St. Louis, Mo. ... Son of Damien Sr. and Felisa Mason of St. Louis ... Has two brothers, Damauri and Leon ... Majoring in Entrepreneurship.



Tommy Pinegar

Guard
6-2 | 175 | Freshman
Springfield, Missouri
Greenwood High
Undeclared

20

High School

Pinegar made 322 career 3-pointers during his four years for coach Darren Taylor at Greenwood High School, located on the Missouri State campus in Springfield ... Ended prep career ranked No. 7 in state history in 3-pointers ... Also played golf at Greenwood.

Personal

Thomas Edward Pinegar IV was born 7/18/03 in Springfield, Mo. ... Son of Tad and Amy Pinegar of Springfield ... Has a brother, Lincoln, and two sisters, Mila and Alexis ... Father played college basketball at William Jewell College ... Undecided on academic major.



2022-23 Missouri State Bears

Front row (left to right): Kanon Gipson, Damien Mayo Jr., Alston Mason, Tommy Pinegar, Matthew Lee, David Hill, Kendle Moore, Bryan Trimble Jr. **Second Row:** Kaleel Shumate (manager), Sheldon Everett (asst. coach), Randy Peele (asst. to head coach), Marty Gross (basketball operations), Buzzy Caruthers (asst. coach), Dana Ford (head coach), Jayce Herl (associate head coach), Jared Brugmann (strength coach), Spencer Brown (grad asst.), Matthew Morgan (grad asst.), Geshon Pratt (manager). **Back Row:** Raphe Ayres, Jonathan Dunn, Dalen Ridgna, N.J. Benson, Dawson Carper, Donovan Clay, Jonathan Mogbo, James Graham, Chance Moore.



2022-23 MISSOURI STATE MEN'S BASKETBALL ROSTERS

Numerical Roster

No.	Name	Pos.	Ht.	Wt.	Yr.	Hometown (High School / Previous School)
0	Chance Moore	G	6-6	205	So.	Brookhaven, Ga. (McEachern High / Arkansas)
1	Alston Mason	G	6-2	175	So.	Overland Park, Kan. (Blue Valley Northwest High / Oklahoma)
2	Jonathan Mogbo	F	6-8	225	Jr.	West Palm Beach, Fla. (Forest Hill High / Northeastern Okla. A&M)
3	Kendle Moore	G	6-0	155	Sr.	Danville, Ill. (Danville High / Colorado State)
4	Kanon Gipson	G	6-3	160	Fr.	Rogersville, Mo. (We Are United Prep)
5	Donovan Clay	G/F	6-8	230	Sr.	Alton, Ill. (Alton High / Valparaiso)
10	Damien Mayo Jr.	G	6-3	205	Fr.	St. Louis, Mo. (Link Year Prep)
11	Raphe Ayres	G	6-5	205	So.	Arlington, Va. (Vermont Academy)
12	Bryan Trimble Jr.	G	6-3	205	Sr.	Kansas City, Mo. (Sunrise Christian Acad. / Akron)
13	Jonathan Dunn	F	6-7	200	Fr.	Rogersville, Mo. (We Are United Prep)
15	Matthew Lee	G	6-0	175	Sr.	San Juan, Puerto Rico (Dohn (Ohio) Prep / St. Peters)
20	Tommy Pinegar	G	6-2	175	Fr.	Springfield, Mo. (Greenwood High)
21	James Graham	G/F	6-7	215	Jr.	Milwaukee, Wis. (Nicolet High / Maryland)
25	David Hill	G	6-1	185	Fr.	Williamsport, Pa. (Neumann Regional Acad.)
33	Dawson Carper	F	6-11	260	Sr.	Colorado Springs, Colo. (Rampart High / Hawaii)
34	Dalen Ridgna	F	6-7	215	Sr.	Kansas City, Mo. (Lincoln Academy / Georgia)
35	N.J. Benson	F	6-8	225	Fr.	Mt. Vernon, Ill. (Mt. Vernon Township High)

Alphabetical Roster

No.	Name	Pos.	Ht.	Wt.	Yr.	Hometown (High School / Previous School)
11	Raphe Ayres	G	6-5	205	So.	Arlington, Va. (Vermont Academy)
35	N.J. Benson	F	6-8	225	Fr.	Mt. Vernon, Ill. (Mt. Vernon Township High)
33	Dawson Carper	F	6-11	260	Sr.	Colorado Springs, Colo. (Rampart High / Hawaii)
5	Donovan Clay	G/F	6-8	230	Sr.	Alton, Ill. (Alton High / Valparaiso)
13	Jonathan Dunn	F	6-7	200	Fr.	Rogersville, Mo. (We Are United Prep)
4	Kanon Gipson	G	6-3	160	Fr.	Rogersville, Mo. (We Are United Prep)
21	James Graham	G/F	6-7	215	Jr.	Milwaukee, Wis. (Nicolet High / Maryland)
25	David Hill	G	6-1	185	Fr.	Williamsport, Pa. (Neumann Regional Acad.)
15	Matthew Lee	G	6-0	175	Sr.	San Juan, Puerto Rico (Dohn (Ohio) Prep / St. Peters)
1	Alston Mason	G	6-2	175	So.	Overland Park, Kan. (Blue Valley Northwest High / Oklahoma)
10	Damien Mayo Jr.	G	6-3	205	Fr.	St. Louis, Mo. (Link Year Prep)
2	Jonathan Mogbo	F	6-8	225	Jr.	West Palm Beach, Fla. (Forest Hill High / Northeastern Okla. A&M)
0	Chance Moore	G	6-6	205	So.	Brookhaven, Ga. (McEachern High / Arkansas)
3	Kendle Moore	G	6-0	155	Sr.	Danville, Ill. (Danville High / Colorado State)
20	Tommy Pinegar	G	6-2	175	Fr.	Springfield, Mo. (Greenwood High)
34	Dalen Ridgna	F	6-7	215	Sr.	Kansas City, Mo. (Lincoln Academy / Georgia)
12	Bryan Trimble Jr.	G	6-3	205	Sr.	Kansas City, Mo. (Sunrise Christian Acad. / Akron)

Head Coach: Dana Ford (Illinois State, 2006) (5th season)

Associate Head Coach: Jase Herl (Colorado Mesa, 2010) (5th season)

Assistant Coach: Sheldon Everett (South Carolina, 2004) (5th season, 3rd season as asst. coach)

Assistant Coach: Buzzy Caruthers (Hampton, 2006) (1st season)

Special Assistant to the Head Coach: Randy Peele (Virginia Wesleyan, 1980) (1st season)

Director of Basketball Operations: Marty Gross (Jacksonville, 1977) (1st season)

Graduate Assistants: Spencer Brown, Matthew Morgan




THE COACHES



Dana Ford

HEAD COACH
Fifth Season

B.S., Illinois State, 2006
Hometown - Tamms, Illinois



A new era for Missouri State men's basketball officially began on March 22, 2018 with the introduction of Dana Ford as the program's 18th head coach.

In a breakout 2021-22 campaign, Missouri State finished the season as one of the nation's most-efficient offensive teams, ranking 2nd nationally in free throw percentage (.797), 14th in field goal percentage (.482) and 23rd in 3-point FG percentage (.374) -- the only DI team to rank in the top 25 in all three. KenPom also rated the Bears 21st in effective FG percentage (54.6) and 23rd in adjusted offensive efficiency (113.2). MSU led the MVC in all of those metrics, except 3-point percentage, while also leading The Valley in scoring (77.3) and turnovers per game (10.6), which ranked 38th and 34th in the country, respectively.

Likewise, the 2021-22 Bears finished as runners-up in the Missouri Valley Conference, racking up a 23-11 overall record and 13-5 record in the league. The Bears' season win total was the program's most since 2011 and the 10th-best in team history. The squad advanced to the MVC Tournament semifinals for the third straight year and also represented The Valley in the NIT in Ford's first postseason tournament showing at MoState. The Bears also set team records for 3-point field goals (283) while boasting two first-team all-conference players in the school's all-time best scoring tandem -- Gaige Prim and Isiah Mosley -- while Donovan Clay earned MVC All-Defensive Team honors, and Isaac Haney landed on the MVC All-Freshman Team. Jaylen Minnett was also named to the MVC All-Bench squad.

For the third time in his head coaching career, Ford was a finalist for the Ben Jobe Award at the conclusion of the 2021-22 season.

During his third season in Springfield in 2020-21, the Bears matched a school record with seven conference road wins and finished third in the MVC standings, going 17-7 overall and 12-6 in the league. The Bears advanced to the MVC Tournament semifinals for the second straight season and became the first Valley team since 2015 to post two players on the All-MVC first team without being a league champion or runner-up. Isiah Mosley was the Bears first-ever MVC scoring leader and was also the top vote-getter on the Valley's Most-Improved Team, while Gaige Prim also earned All-MVC first-team laurels after finishing 10th nationally in field goal percentage (.599) and earning a spot on the MVC All-Defensive Team. MSU also boasted a player on the MVC All-Newcomer Team in point guard Demarcus Sharp.

Ford was also a national finalist for the Ben Jobe Award and Skip Prosser Award at the conclusion of the 2020-21 campaign.

In 2019-20, Ford engineered a solid season finish that saw the Bears go 9-9 in the Missouri Valley Conference and upset third-seeded Indiana State in the MVC Tournament quarterfinals. The Bears matched or out-rebounded

24-of-33 opponents, including nine of their last 10, to finish 25th nationally in rebound margin (6.2). The Bears also posted their second-best free throw percentage (.749) of the program's Division I era and had their highest scoring average in league games (71.6) in 10 years. Despite eight losses by four points or less, MSU boasted two All-MVC performers for the second year in a row with second team selection Keandre Cook and third-teamer Gaige Prim, who also was recognized on the MVC All-Newcomer Team.

In his first season at Missouri State in 2018-19, Ford began the year as the fifth-youngest Division I coach in the nation (33) and helped guide the Bears to a third-place finish in The Valley. In addition to pushing the Bears to their first winning conference record (10-8) since the 2010-11 campaign, two MSU players earned All-MVC honors, including the 2019 MVC Newcomer of the Year, and three players who landed spots on the Valley's All-Newcomer team.

Ford orchestrated one of the best turnarounds in NCAA history when he accepted the Tennessee State job in 2014-15 as the nation's youngest Division I head coach at the time. The Tigers went from a 5-26 record his first season to a 20-11 ledger in 2015-16. He earned Ohio Valley Conference Coach of the Year, NABC District 19 Coach of the Year and the Ben Jobe Award for his outstanding efforts that season.

Over his last three years in Nashville, Ford led the Tigers to a combined 52-39 record and coached five All-OVC players in addition to two players recognized on the OVC All-Newcomer Team. Under his leadership, Tennessee State also doubled its home attendance average and twice earned votes in the Associated Press Top 25 poll during the 2016-17 season.

A native of Tamms, Ill., Ford is a 2006 graduate of Illinois State University where he was a four-year letterman for the Redbirds under coaches Tom Rich-

Ford Career Resume

Year	School	Position	W-L	Pct.	Conf.	Finish	Postseason
2006-07	Winthrop	Graduate Assistant Coach	29-5	.853	14-0	1st	NCAA 2nd Rd.
2007-08	Wichita State	Graduate Assistant Coach	11-20	.355	4-14	9th	---
2008-09	Chipola (Fla.) CC	Assistant Coach	34-2	.944	12-0	1st	NJCAA Semis
2009-10	Tennessee State	Assistant Coach	9-23	.281	6-12	8th	---
2010-11	Tennessee State	Assistant Coach	14-16	.467	10-8	5th	---
2011-12	Wichita State	Assistant Coach	27-6	.818	16-2	1st	NCAA 1st Rd.
2012-13	Illinois State	Associate Head Coach	18-15	.545	8-10	6th	---
2013-14	Illinois State	Associate Head Coach	18-16	.529	9-9	t4th	CBI 3rd Rd.
2014-15	Tennessee State	Head Coach	5-26	.161	2-14	6th	---
2015-16	Tennessee State	Head Coach	20-11	.645	11-5	t2nd	CIT 1st Rd.
2016-17	Tennessee State	Head Coach	17-13	.567	8-8	4th	---
2017-18	Tennessee State	Head Coach	15-15	.500	10-8	t5th	---
2018-19	Missouri State	Head Coach	16-16	.500	10-8	t3rd	---
2019-20	Missouri State	Head Coach	16-17	.485	9-9	t6th	---
2020-21	Missouri State	Head Coach	17-7	.708	12-6	3rd	---
2021-22	Missouri State	Head Coach	23-11	.676	13-5	t2nd	NIT 1st Rd.
Head Coaching Totals			129-116	.527	75-64	.543	---
Missouri State Coaching Totals			72-51	.585	44-29	.603	---

Ford vs. All Opponents

Air Force.....	0-1
Alabama State.....	4-0
Alcorn State.....	1-0
Arkansas-Pine Bluff.....	1-0
Arkansas State.....	1-1
Austin Peay.....	3-2
Ball State.....	0-1
Belmont.....	2-6
Bradley.....	6-3
Brigham Young.....	0-1
Buffalo.....	0-1
Canisius.....	2-0
Central Arkansas.....	1-0
Cleveland State.....	1-0
Covenant.....	1-0
Drake.....	3-7
Duke.....	0-1
East Tennessee.....	0-1
Eastern Illinois.....	3-3
Eastern Kentucky.....	4-4
Evangel.....	1-0
Evansville.....	6-2
Fisk.....	3-0
George Washington.....	1-0
Grambling State.....	1-0
Hampton.....	0-2
Illinois State.....	6-3
Indiana State.....	7-2
Jacksonville State.....	5-3
Kansas.....	0-1
Kennesaw State.....	3-1
Lipscomb.....	2-2
Little Rock.....	2-1
Long Beach State.....	1-0
Loyola (MD).....	1-0
Loyola Chicago.....	4-4
LSU.....	0-1
Miami (Fla.).....	0-1
Middle Tennessee.....	1-3
Mississippi Valley State.....	1-0
Missouri S&T.....	1-0
Morehead State.....	4-4
Murray State.....	2-4
Nebraska.....	0-1
North Carolina A&T.....	0-1
North Carolina State.....	0-1
North Dakota State.....	0-1
Northern Arizona.....	1-0
Northern Iowa.....	1-7
Northwestern State.....	1-0
Ohio.....	0-1
Oklahoma.....	0-1
Oral Roberts.....	2-1
Oregon State.....	0-1
Purdue.....	0-1
Reinhardt.....	4-0
Robert Morris.....	1-0
St. Francis Brooklyn.....	0-1
St. Joseph's.....	1-0
St. Mary's.....	0-1
St. Peters.....	0-1
Sam Houston.....	1-0
Santa Clara.....	1-0
SIUE.....	3-2
South Dakota State.....	1-0
Southeast Missouri St.....	2-4
Southern Illinois.....	6-4
Stetson.....	3-0
Tennessee.....	0-2
Tennessee Tech.....	3-5
Texas.....	0-1
Texas Christian.....	0-1
UC Davis.....	1-0
USC.....	0-1
UT Martin.....	1-3
Valparaiso.....	8-3
Vanderbilt.....	0-2
Virginia.....	0-1
Virginia Commonwealth.....	0-1
Western Kentucky.....	1-0
William Jewell.....	1-0
William Woods.....	1-0
Xavier.....	0-1
Totals.....	129-116
at Missouri State.....	72-51
Non-Conference.....	28-23
Missouri Valley.....	44-28

ardson and Porter Moser from 2002-06. He was a regular starter and led ISU in steals as a senior.

He went on to successful assistant coaching stints at Winthrop and Wichita State under coach Gregg Marshall and later as associate head coach at Illinois State under coach Dan Muller. His coaching resume also includes assistant coaching stops at Chipola (Fla.) College and Tennessee State. He was an assistant for two NCAA Tournament teams at Winthrop (2006-07) and Wichita State (2011-12) as well as a NJCAA national final four run at Chipola College (2008-09) and was responsible for recruiting future NBA talents such as Robert Covington (LA Clippers) and Fred Van Vleet (Raptors).

Dana and his wife Christina have two daughters, Charlie Rose and latest addition Cline (born in July 2020), and three sons, Carson, Cameron and Crain. They are also the parents of another daughter, Promise, who passed in infancy in 2017.

The Fords are also the founders of the Rebound Foundation which raises funds and awareness to help renew and restore women

who have experienced a life of domestic abuse. The foundation provides a stable home and fresh start to abuse victims and their children. The Rebound Foundation currently provides homes in Springfield, Mo., and Chicago, Ill.

Ford has also received recognition from numerous civic organizations, including a Citizen Service Commendation by the Springfield Police Department in June of 2021 for his help in creating the Bears, Badges and Kids program. Bears, Badges and Kids provides community-wide, basketball-centric events for youth that center on community unity and education.





Jase Herl

Associate Head Coach 5th Season



Jase Herl came to Missouri State on April 6, 2018 and begins his fifth year on Dana Ford's staff in 2022-23.

During his time with the Bears, Herl has helped mentor six All-MVC performers, including five on the first team. Missouri State has finished as Missouri Valley runners-up once (2022) and third place twice (2019 and 2021) in that span with a trip to the NIT in 2022. In addition, five Bears have earned MVC All-Newcomer Team honors and two have claimed All-Defensive Team laurels.

He previously served as an assistant coach at Colorado State from 2016 to 2018, including a short stint as the program's interim head coach at the end of the 2017-18 campaign.

He helped guide the Rams to a 24-12 record in 2016-17 as well as a runner-up finish in the Mountain West regular season and tournament, and a berth in the National Invitation Tournament. He was also named to Under Armour's "30 Under 30", recognizing the up-and-coming 30 assistant basketball coaches under 30 years of age.

During his time at Colorado State, Herl also coached and developed AP All-American and Mountain West Conference Player of the Year Gian Clavell who went on to play with the Dallas Mavericks. He also coached Clavell at Northwest Tech before the tandem parlayed their winning partnership into CSU



program records with 13 league wins and seven straight MWC victories during the 2016-17 season.

A native of Goodland, Kan., Herl also served an assistant coach at South Plains College in Texas, where he worked on recruitment, player schedules, academics and daily operations as well as on-court coaching. In the 2015-16 season, he helped the Texans to a 21-9 overall record, a 12-4 finish in conference action and coached four all-conference honorees.

Prior to that, he spent three years as the head coach at Northwest Kansas Technical College in Goodland, Kan. The first-ever head coach of the program at Northwest Tech, Herl amassed 56 wins and posted a 32-5 record on the Mavs' home floor at the Max Jones Fieldhouse. His 56 wins were the most by all head coaches under the age of 30 in the NJCAA by the end of the 2014-15 season.

In three years under Herl's guidance, the Mavericks placed four players on the All-Region VI team, two NJCAA Region VI All-Tournament Team performers and one *Sporting News* Juco All-American. His Mavericks posted three victories over NJCAA Top 25 ranked teams and all 14 of his sophomores continued their playing careers at four-year institutions, including the school's first NCAA Division I signee after the 2013-14 season. In three seasons, Herl had five players sign at the NCAA Division I level and two additional players who played professionally overseas.

Prior to being named the first ever head coach at Northwest Tech, Herl spent the 2010-11 season as an assistant coach under Jim Heaps at his alma mater Colorado Mesa University (formerly Mesa State College). Herl helped lead the Mavericks to an 18-10 record and an NCAA tournament berth in his lone season on the CMU coaching staff.

As a player at Colorado Mesa University, Herl was an integral part of the 2009 team that reached as high as the No. 9 seed in the NABC/Division II polls, the highest national ranking in school history. He was named to Rocky Mountain Athletic Conference first team as well as RMAC Defensive Player of the Year and RMAC All-Academic Team following his senior season in 2009-10. As a junior, he was a second-team All-RMAC selection after averaging 12.5 points per game and a team high 7.7 rebounds per contest. Upon graduation, he was ranked in the top 13 in five career statistical categories at Colorado Mesa, despite playing just two seasons for the Mavericks. Prior to transferring to Colorado Mesa, Herl played two seasons at Dodge City Community College from 2006-08, where he was a team captain and averaged 10.7 points per game and 5.2 rebounds.

Herl is the all-time leading scorer at Goodland (Kan.) High School with 965 career points. He was named to the all-state team following his senior season when he averaged 15.5 points and 10.3 rebounds per game.

Herl has a daughter, Carter. He was married to his wife, Jacee, in May of 2017, and the couple welcomed their first child, Rowen, in October of 2018.

2022-23 Student Managers



Nicholas Bradford



Molly Driscoll




Jasser Fanous



Jake Farnsworth



Bryce Jenkins



Katelin Kellermann



Adin Murawski



Geshon Pratt



Kaeel Shumate



Alex Voss

Sheldon Everett

**Assistant Coach
5th Season**



After joining the Missouri State men's basketball staff in 2018 as the director of basketball operations, Sheldon Everett was promoted to assistant coach during the summer of 2020.

During his time with the Bears, Everett has helped mentor six All-MVC performers, including five on the first team. Missouri State has finished as Missouri Valley runners-up once (2022) and third place twice (2019 and 2021) in that span with a trip to the NIT in 2022. In addition, five Bears have earned MVC All-Newcomer Team honors and two have claimed All-Defensive Team laurels.

Prior to arriving in Springfield, he spent the previous five seasons (2012-2017) as an assistant coach at Miami University in Oxford, Ohio. During his time in Miami, Everett coordinated the recruiting efforts for the RedHawks and oversaw the development of Miami's guards.

Everett came to Miami after three seasons (2009-12) as an assistant coach with the men's basketball program at Tennessee State under coach John Cooper. Alongside Ford, Everett helped Tennessee State to a 20-13 record in 2011-12, the program's first winning record since 1995-96 and the Tigers' first 20-win season in 32 years. The team knocked off seventh-ranked Murray State and later defeated their first SEC opponent with an upset of South Carolina. TSU nearly earned a berth to the NCAA Tournament, falling to Murray State by two points in the Ohio Valley Conference Tournament final.

Prior to his time with the men's program at TSU, Everett spent one year (2008-09) as an assistant coach with the Tigers' women's basketball program. During his time on the TSU women's basketball staff, Everett helped the team to its first winning record in 14 years.

Everett joined the Tennessee State staff after spending the 2007-08 season as the director of basketball operations at his alma mater, South Carolina, under head coach Dave Odom. While at South Carolina, Everett served as an assistant coach for the American Team of the 2008 DiGiorno College All-Star Game presented by the NABC at the 2008 NCAA Final Four in San Antonio, Texas.

Everett was a two-year letterman and two-time SEC All-Academic Team selection at South Carolina, helping the Gamecocks to a 23-11 record and an NCAA Tournament berth in 2004. He earned his bachelor's degree in business administration with an emphasis in management and marketing at South Carolina in 2004.

He is the proud father of two daughters, Kinsley and Lennon.

Buzzy Caruthers

**Assistant Coach
1st Season**



Buzzy Caruthers joined the Missouri State men's basketball staff in April of 2022.

Originally from Kansas City, Kan., he came to Springfield after serving the previous four years as director of player development at Nebraska (2018-22). While serving on coach Fred Hoiberg's staff in Lincoln, Caruthers filled several roles in the day-to-day operation of the Huskers program and also served as an analyst for Nebraska basketball games on the Big 10 Network.

Before joining the Nebraska staff in 2019, he spent two years at Lincoln University in Jefferson City, and then spent the 2018-19 season at Maryville University in St. Louis. While at Lincoln, Caruthers helped the Blue Tigers to consecutive MIAA Tournament appearances, including a 17-win campaign in 2017.

He gained Division I experience as a graduate assistant at St. John's during the 2015-16 season, and he has also worked at Butler (Kan.) Community College, Chipola (Fla.) College, Dodge City (Kan.) Community College. At the junior college level, he coached 20 players who went on to play at either the NCAA Division I or Division II level, including eight all-conference selections. His 2016 team at Butler achieved 19 wins and advanced to the regional semifinals.

Caruthers has also coached at Barstow High School and Sumner Academy of Arts and Science in Kansas City, Kan. At Barstow, he assisted in the formation of a winning culture that culminated in the program's first 24-win season. He has also coached with MoKan Elite, one of the top AAU basketball organizations in the country, and sent more than 30 players to the NCAA Division I ranks.

As a high school player, Caruthers won two high school state championships at Sumner Academy. He went on to earn his degree in Finance in 2006 from Hampton University.

He and his wife, Diorlena, reside in Springfield.



2022-23 Basketball Staff

Left to Right: Sheldon Everett, Randy Peele, Marty Gross, Buzzy Caruthers, Dana Ford, Jase Herl, Jared Brugmann, Spencer Brown, Matthew Morgan.



Randy Peele

Special Asst. to Head Coach 1st Season



Veteran coach Peele came to Missouri State in August 2022 as special assistant to head coach Dana Ford.

He came to Springfield from Texas Southern University where he has been associate head coach since 2018. Peele has been part of three postseason runs in the last four seasons there, including back-to-back SWAC Championships and NCAA Tournament runs in 2021 and 2022.

He has also been to three NCAA Tournaments as a head coach and spent four seasons as the Associate Head Coach for the Tennessee State men's basketball team under Dana Ford from 2014-18.

Peele guided UNC Greensboro to a 20-win season and NCAA Tournament berth in 1996 and was head coach there from 1995-99. He went on to serve as an assistant coach at Virginia Tech from 1999-02 under Ricky Stokes as the Hokies transitioned from the Atlantic 10 to the Big East. He then joined Gregg Marshall's staff at Winthrop from 2003-07 and assumed the head coaching duties at Winthrop when Marshall departed for Wichita State. As head coach at Winthrop (2007-12), Peele led Winthrop to NCAA Tournament berths in 2008 and 2010. He is the only coach in Big South history to take two different teams to the NCAA Tournament.

He has also made assistant coaching stops at St. Michael's College in Vermont (1983-85), UT Martin (1985-88), Campbell (1988-1991), UNCG (1991-1995) and Georgia Southern (2013-14).

Peele graduated from Virginia Wesleyan in 1980 with a bachelor's degree in secondary education and history. He is married to the former Debra Carter and they have three children, Aaron, Brad and Blair.

Marty Gross

Dir. of Basketball Operations 1st Season



Marty Gross came to Missouri State in August 2022 as the program's new director of basketball operations.

Gross came to Springfield after a 10-year stint as men's basketball associate head coach at Texas A&M – Corpus Christi where he was part of the Islanders staff from 2011 to 2021. With Gross on staff, TAMU-CC enjoyed one of its most successful seasons ever in 2015-16, rolling up 25 wins and advancing to the Southland Conference Championship game for the first time and making three straight postseason appearances.

Before coming to the Coastal Bend, Gross spent a four-year stint from 2007 to 2011 as an assistant coach at Wichita State, where he helped lead the Shockers to 29 wins and the NIT title in 2010-11. In each of his four seasons with WSU, the team improved its win total.

Gross served as an assistant at Rice from 1992-2007, helping the Owls to 60 wins from 2002-05, the second-most wins in a three-year span in school history. He began his collegiate coaching career at Birmingham Southern University where the Panthers were 103-27, captured three consecutive Southern States Conference championships, made two NAIA national tournament runs and were ranked as high as No. 2 nationally. He also coached at his alma mater, Jacksonville University, where he served two assisting coaching stints, including three seasons as the school's associate head coach. In 1985-86, the Dolphins were 21-10, won the Sun Belt Conference Championship and made an appearance in the NCAA tournament.

He has also been instrumental in cultivating the careers of 40 professional players, including first-round picks Dee Brown and Morris Almond, as well as notable pros Mike Harris, Mike Wilks, Brent Scott, Toure Murry, Ronnie Murphy and Tim Burroughs.

Gross was a four-year letterman at Jacksonville University where he served as the team's co-captain as a senior in 1977. He also played on the 1974 Jacksonville NIT team, which featured four NBA draft selections. He received a B.S. in management from Jacksonville in 1977 and a Masters in the Art of Teaching from UAB in 1979.

A native of Yankton, S.D., Gross is married to the former Mary Pat Nelson.

Mark Ortiz

Athletic Trainer 2nd Season



With more than 20 years of experience in the athletic training field, Mark Ortiz joined Missouri State Athletics in 2022 as an assistant athletic trainer for its Athletic Medical and Rehabilitation Services group.

Ortiz, who spent the previous eight seasons at Drury University, worked with the men's and women's basketball programs at DU, in addition to the tennis and soccer teams.

A native of Topeka, Kan., he earned his undergraduate degree from Washburn University in his hometown before later earning a Master's in Sports Sciences from the University of Denver.

From 2002-11, Ortiz worked as the head athletic trainer for Blue Valley West High School in Overland Park, Kan., and had the same role at the Olathe Medical Center, serving Ottawa (Kan.) University and three area schools from 1990-99. Before his stint at Drury, he worked for the New Jersey Outlaws of the Federal Hockey League and the Newark Bears, an independent baseball franchise in the Canadian-American Association.

Ortiz is certified by the National Athletic Trainers Association and holds ATC-R, CSCS and CES certifications. He is also a registered athletic trainer in the states of Kansas and New Jersey.

Jared Brugmann

Strength & Conditioning 1st Season



Jared Brugmann joined the Missouri State staff in July of 2022 to work as the primary strength and conditioning coach for the sport of men's basketball.

Prior to coming to Springfield, Brugmann served a year-and-a-half at Presbyterian College in Clinton, S.C., including the last year as head strength and conditioning coach for the Blue Hose programs. In that capacity, he worked with all 19 Division I sports, including the development of individual strength, speed and conditioning programs for all of the university's student-athletes. He worked specifically with Presbyterian's men's and women's basketball programs when he arrived there in November 2020.

The native of Gretna, Neb., earned his graduate degree from Northern State University in Aberdeen, S.D., where he was a strength and conditioning graduate assistant from August 2019 until November 2020. He worked primarily with the cross country, swimming and track and field programs, and also assisted with the basketball programs at Northern State. He earned his Master's in Human Performance in May 2021.

He interned at South Dakota State, Creighton and Nebraska-Omaha after starting his collegiate career at Nebraska. He also played football for the Cornhuskers for two years and was a three-time member of the Nebraska Scholar-Athlete Honor Roll. In both 2016 and 2017, he was selected to the Brook Berringer and Tom Osborne Citizenship Teams. He completed his undergraduate work at Nebraska-Omaha in 2019 with a degree in Exercise Science.

Spencer Brown

Graduate Assistant 2nd Season



Matthew Morgan

Graduate Assistant 1st Season



Basketball Support Personnel



Terrie Coulter
*Basketball
Admin. Assistant*



Rick Kindhart
*Director, Athletics
Communications*



Dan Raines
*Director, Academic
Achievement Ctr.*



Dr. Ethan Swingle
*Team Academic
Counselor*



Dr. Landon Hough
*Head Team
Physician*



Danielle Richesin
*Director, Athletics
Marketing*

MARCH?

IT BEGINS HERE.

MARCH 2-5, 2023 • ST. LOUIS, MO • ARCHMADNESS.COM





2021-22 REVIEW



Ford's Fourth Season Yields NIT Appearance, Valley Runner-Up

BEARS 2021-22 SEASON NOTES

♦ Missouri State's first-team All-MVC tandem of Isiah Mosley and Gaige Prim combined to score 1,247 points on the season, making them the highest-scoring pair in program history. Mosley's 692 points ranked second on the team's single-season scoring list (trailing only Winston Garland), while Prim's 555 points as a super senior ranked 14th.

♦ The Bears finished a two-year span with a combined 40-18 record from 2020-21 to 2021-22, including a 15-7 ledger in true road games (8-5 in 2021-22).

♦ Gaige Prim scored in double figures in 18 straight games to end his career and posted 20 or more points 8 times in his last 12 contests.

♦ Prim's 17 rebounds vs. Valparaiso on March 4 were the most by any MVC player all year. He also posted his league-leading 11th double-double of the season in the MVC Tournament quarterfinals vs. Valparaiso.

♦ Isiah Mosley became the third Division I player in the last 30 years to average 20 points per game while shooting 50 percent from the field, 40 percent from 3-point range and 90 percent at the

BEARS CAREER SCORING

No.	Name (Years)	Points
1.	Daryel Garrison (1971-75)	1975
2.	Kyle Weems (2008-12)	1868
3.	Curtis Perry (1966-70)	1835
4.	Johnny Murdock (1991-95)	1834
5.	Danny Bolden (1963-67)	1718
6.	Danny Moore (1996-99)	1691
7.	Chuck Williams (1967-71)	1687
8.	Blake Ahearn (2003-07)	1677
9.	Jimmie Dull (1974-78)	1532
10.	Kevin Ault (1996-2000)	1508
11.	Isiah Mosley (2019-22)	1434
12.	Ben Kandlbinder (1994-98)	1429
13.	Gene Ruble (1946-50)	1406
14.	Jim Gant (1962-66)	1341
15.	Gaige Prim (2019-22)	1338

line. Only Utah State's Jaycee Carroll (2007-08) and Nevada's Luke Babbitt (2009-10) boast those same milestones in that span. Mosley finished with 20.4 points per game and .504-.427-.902 in the shooting categories. He scored in double figures 28 times in 34 games with 20 games of 20 or more points.

♦ Led by Ja'Monta Black (77), Jaylen Minnett (74) and Isiah Mosley (70), the Bears broke the club's single-season record for 3-pointers (283), eclipsing the 2016-17 team's 270 treys. MSU was one of just three teams in the nation (with Syracuse and Jacksonville St.) to boast three players with 70 or more treys on the season. Minnett's 2.3 threes per game ranked third in the MVC and landed him on the MVC All-Newcomer Team.

♦ Donovan Clay earned MVC All-Defensive Team honors this year after earning a reputation as one of the league's top lock-down defenders. Clay had 36 blocks, 21 steals and 165 defensive rebounds on the season.

♦ On Feb. 14, the Bears received a vote in the Ferris Mowers USA Today Coaches Poll, the 44th-highest point total for the week. It marked the first time since Dec. 14, 2009 -- when the Bears started the season 10-0 -- that MSU earned votes in a Top 25 poll.

♦ The Bears shattered the club record of 17 threes in a game on Dec. 30 by draining an MVC-record 21 treys against Evangel. The Bears finished 21-for-37 (.568) from bonus distance against EU.

♦ MSU's 13-5 conference ledger tied the Bears for second-place in The Valley standings, marking the third time in four seasons under Ford that MSU has ranked in the top three in the league standings.

♦ With their 30th 20-win campaign in program history, the Bears made their 17th Division I post-season appearance in 17 20-win DI seasons -- 6 in the NCAA Tournament, 9 in the NIT and 2 in the CIT.

♦ Prim and Mosley were both honored by the NABC as All-Region 16 first-team selections, while



Gaige Prim scored in double figures in 18 straight games and posted 20 or more points 8 times in his last 12 contests. His 17 rebounds vs. Valparaiso on March 4 were the most by any MVC player all season. He posted his league-leading 11th double-double of the season in the MVC Tournament quarterfinals.

Mosley was named to the USBWA All-District first team. Prim also represented the MVC at the Dos Equis 3x3 National Championship and the Portsmouth Invitational.

♦ Coach Dana Ford, who finished fourth in the MVC Coach of the Year voting, was named as a finalist for the Ben Jobe National Coach of the Year Award for the third time in his career.

♦ Isaac Haney earned MVC All-Freshman Team honors after averaging 3.6 points and 2.4 rebounds in 32 appearances.

♦ On Jan. 22, Missouri State got 40 points from Isiah Mosley and shot 61 percent in the second half to take down No. 22-ranked Loyola Chicago, 79-69, lifting MoState to its first victory over a ranked opponent since a win at No. 21 Creighton on Dec. 28, 2011. The win also ended the Ramblers' 30-game home win streak.

♦ Missouri State finished the season as one of the nation's most-efficient offensive teams, ranking 2nd nationally in free throw percentage (.797), 14th in field goal percentage (.482) and 23rd in 3-point FG percentage (.374) -- the only DI team to rank in the top 25 in all three. KenPom also rated the Bears 21st in effective FG percentage (54.6) and 23rd in adjusted offensive efficiency (113.2). MSU led the MVC in all of those metrics, except 3-point percentage (2nd), while also leading The Valley in scoring (77.3) and turnovers per game (10.6), which ranked 38th and 34th in the country, respectively.



All-MVC first-teamer Isiah Mosley's 692 points ranked second on the team's single-season scoring list, trailing only Winston Garland, while finishing second in the MVC Larry Bird Player of the Year voting.



Bears Award Winners

FIRST-TEAM ALL-MVC

Gaige Prim
GAIGE PRIM

THE VALLEY
MISSOURI VALLEY CONFERENCE

Isiah Mosley
ISIAIH MOSLEY

DONOVAN CLAY | 5

ALL-DEFENSIVE TEAM

THE VALLEY
MISSOURI VALLEY CONFERENCE

ISAAC HANEY | 3

ALL-FRESHMAN TEAM

THE VALLEY
MISSOURI VALLEY CONFERENCE

JAYLEN MINNETT | 12

ALL-BENCH TEAM

THE VALLEY
MISSOURI VALLEY CONFERENCE

BEARS SEASON AWARDS**Isiah Mosley**

- Lou Henson All-America Team
- USBWA All-Region (first team)
- NABC All-District 16 (first team)
- All-MVC (first team)
- MVC All-Tournament Team
- Preseason All-MVC (first team)
- Lou Henson Award Preseason Watch List
- Lou Henson Award Midseason Watch List
- MVC Player of the Week
(12/13/21, 1/10/22, 1/17/22, 1/24/22, 2/28/22)
- Lou Henson Mid-Major Player of the Week
(12/13/21, 1/17/22)
- Lute Olson National Player of the Week (1/24/22)
- Oscar Robertson National Player of the Week
(1/24/22)
- USBWA National Player of the Week (1/24/22)
- ESPN Player of the Week (1/24/22)
- NCAA Player of the Week (1/24/22)

Gaige Prim

- NABC All-District 16 (first team)
- All-MVC (first team)
- MVC All-Tournament Team
- Preseason All-MVC (first team)
- Lou Henson Award Preseason Watch List
- Naples Invitational All-Tournament Team
- Portsmouth Invitational

Donovan Clay

- MVC All-Defensive Team

Jaylen Minnett

- MVC All-Bench Team
- MVC Newcomer of the Week (12/20/21)

Isaac Haney

- MVC All-Freshman Team

Date	Site	Att.	Opponent	W/L	Score	Record	Point Leader	Rebound Leader	Assist Leader
11/9	Home	4,190	Southeast Missouri	L	94-99	0-1	Prim 28	Prim 15	Black, Prim 3
11/13	Home	3,922	Alabama State	W	78-60	1-1	Mosley 31	Prim 14	Sharp 8
11/17	Away	741	Sam Houston	W	77-55	2-1	Mosley 21	Prim 13	Sharp, Clay 3
11/22	Neut	378	Long Beach State^	W	92-66	3-1	Mosley 23	Sharp 8	Sharp 4
11/23	Neut	317	ETSU^	L	76-77	3-2	Mosley 18	Prim 8	Sharp 7
11/24	Neut	137	George Washington^	W	72-54	4-2	Prim 20	Prim 9	Patterson 5
12/1	Away	2,902	Illinois State*	L	74-79 ^{ot}	4-3	Prim 27	Prim 12	Mosley 6
12/4	Home	7,006	(12) Brigham Young	L	68-74	4-4	Minnett 19	Clay 8	Patterson 2
12/8	Away	1,057	Little Rock	W	81-55	5-4	Black 25	Clay 9	Clay 4
12/11	Home	4,002	Oral Roberts	W	69-60	6-4	Mosley 25	Mosley 8	Mosley 3
12/15	Home	3,027	South Dakota State	W	75-63	7-4	Minnett 16	Prim 10	Patterson 6
12/18	Home	2,561	Central Arkansas	W	106-70	8-4	Mosley 28	Mosley 7	Minnett, Patterson 5
12/22	Away	2,716	Saint Mary's	L	58-75	8-5	Mosley 21	Prim 8	Patterson 2
12/30	Home	1,721	Evangel	W	103-56	9-5	Minnett, Mosley 22	Clay 15	Sharp 6
1/2	Home	3,242	Drake*	W	61-56	10-5	Clay 15	Prim 10	Mosley 5
1/5	Away	3,756	Bradley*	W	71-69	11-5	Patterson 20	Prim 7	Clay, Patterson 3
1/8	Home	3,352	Northern Iowa*	L	84-85	11-6	Mosley 43	Mosley 9	Mosley 4
1/12	Home	3,886	Southern Illinois*	W	81-76	12-6	Mosley 33	Black, Haney, Prim 6	Patterson 4
1/15	Away	1,621	Valparaiso*	W	74-57	13-6	Mosley 32	Clay 9	Prim 5
1/19	Home	3,362	Illinois State*	W	88-63	14-6	Mosley 24	Prim 10	Clay 3
1/22	Away	4,105	(22) Loyola Chicago*	W	79-69	15-6	Mosley 40	Prim 10	Clay, Mosley 2
1/25	Away	3,011	Indiana State*	L	72-76	15-7	Mosley 25	Mosley 12	Patterson 4
1/29	Home	3,894	Evansville*	W	72-58	16-7	Prim 23	Clay 13	Clay 4
2/1	Away	3,630	Southern Illinois*	W	69-54	17-7	Mosley, Prim 22	Patterson 10	Patterson 5
2/6	Home	6,117	Loyola Chicago*	L	62-71	17-8	Prim 21	Prim 10	Mosley, Patterson 3
2/9	Away	3,305	Drake*	W	66-62	18-8	Prim 21	Mosley 11	Mosley 3
2/12	Home	4,314	Valparaiso*	W	84-66	19-8	Mosley 22	Clay 11	Clay 5
2/15	Home	3,522	Indiana State*	W	79-70	20-8	Prim 32	Prim 11	Clay 4
2/20	Away	3,353	Northern Iowa*	L	75-95	20-9	Prim 24	Prim 6	Black, Minnett, Prim 3
2/23	Home	1,831	Bradley*	W	83-67	21-9	Mosley 33	Mosley 11	Mosley 3
2/26	Away	3,696	Evansville*	W	88-79	22-9	Prim 28	Mosley 11	Mosley 3
3/4	Neut	5,503	Valparaiso \$	W	67-58	23-9	Mosley 18	Prim 17	Mosley 4
3/5	Neut	6,371	Drake \$	L	78-79 ^{ot}	23-10	Mosley 27	Clay 10	Mosley 5
3/15	Away	3,349	Oklahoma %	L	72-89	23-11	Mosley 28	Mosley 10	Prim 4

Attendance: Home - 59,949 in 16 dates (3,747); Road - 37,332 in 13 dates (2,872); Neutral - 12,706 in 5 dates (2,541); Total - 109,987 in 34 dates (3,235).

Games Leading MSU in Assists: Mosley 12, Patterson 10, Clay 8, Sharp 5, Prim 4, Black 2, Minnett 2.

By Periods	1st	2nd	OTs	Total
Missouri State	1234	1374	20	2628
Opponents	1084	1232	26	2342

Margin	1	2	3	4	5	6	7	8	9	10	11	12	13	14	15	16	17	18	20	22	25	26	36	47
Wins	-	1	-	1	2	-	-	-	4	1	-	1	-	1	1	1	1	3	-	1	1	2	1	1
Losses	3	-	-	1	2	1	-	-	1	-	-	-	-	-	-	-	2	-	1	-	-	-	-	-



2021-22 CONFERENCE-ONLY STATISTICS (13-5)

No.	Player	G-GS	Min	Ave	FG-A	Pct	3FG-A	Pct	FT-A	Pct	OR-DR	Reb	Ave	PF-D	A	TO	BS	ST	Pts	Ave
1	Isiah Mosley	18-18	610	33.9	133-265	.502	36-88	.409	75-84	.893	23-109	132	7.3	34-0	49	48	4	20	377	20.9
44	Gaige Prim	18-18	577	32.1	122-211	.578	5-12	.417	75-98	.765	49-84	133	7.4	45-1	31	46	18	16	324	18.0
25	Lu'cye Patterson	18-17	516	28.7	61-129	.473	3-22	.136	34-43	.791	11-47	58	3.2	43-1	39	17	4	15	159	8.8
5	Donovan Clay	18-18	592	32.9	60-108	.556	6-22	.273	18-27	.667	24-86	110	6.1	48-3	36	19	17	11	144	8.0
4	Ja'Monta Black	18-17	533	29.6	48-119	.403	37-97	.381	9-9	1.000	5-63	68	3.8	37-0	17	8	3	6	142	7.9
12	Jaylen Minnett	18-1	338	18.8	39-118	.331	31-93	.333	6-7	.857	0-25	25	1.4	22-0	16	12	1	11	115	6.4
0	Demarcus Sharp	2-0	32	16.0	2-8	.250	1-2	.500	2-5	.400	1-2	3	1.5	1-0	2	3	0	1	7	3.5
3	Isaac Haney	17-0	284	16.7	16-52	.308	10-33	.303	17-21	.810	7-37	44	2.6	30-0	14	14	0	7	59	3.5
33	Dawson Carper	12-0	60	5.0	7-9	.778	1-1	1.000	3-6	.500	7-7	14	1.2	9-0	2	3	3	1	18	1.5
20	Nic Tata	3-0	13	4.3	0-0	.000	0-0	.000	0-0	.000	1-2	3	1.0	0-0	1	1	0	0	0	0.0
14	Keaton Hervey	7-1	70	10.0	6-9	.667	2-4	.500	3-4	.750	1-2	3	0.4	9-0	1	1	1	1	17	2.4
Team		(Deadball Rebounds: MSU - 22, Opponents - 31)										19-19	38	2.1	11					
Missouri State		18	3625	201.4	494-1028	.481	132-374	.353	242-304	.796	148-483	631	35.1	278-5	208	183	51	89	1362	75.7
Opponents		18	3625	201.4	433-1026	.422	144-412	.350	242-306	.791	142-426	568	31.6	316-8	211	181	50	90	1252	69.6

Date	Site	Att.	Opponent	W/L	Score	Record	Point Leader	Rebound Leader	Assist Leader
12/1	Away	2,902	Illinois State*	L	74-79 ^{ot}	0-1	Prim 27	Prim 12	Mosley 6
1/2	Home	3,242	Drake*	W	61-56	1-1	Clay 15	Prim 10	Mosley 5
1/5	Away	3,756	Bradley*	W	71-69	2-1	Patterson 20	Prim 7	Clay, Patterson 3
1/8	Home	3,352	Northern Iowa*	L	84-85	2-2	Mosley 43	Mosley 9	Mosley 4
1/12	Home	3,886	Southern Illinois*	W	81-76	3-2	Mosley 33	Black, Haney, Prim 6	Patterson 4
1/15	Away	1,621	Valparaiso*	W	74-57	4-2	Mosley 32	Clay 9	Prim 5
1/19	Home	3,362	Illinois State*	W	88-63	5-2	Mosley 24	Prim 10	Clay 3
1/22	Away	4,105	(22) Loyola Chicago*	W	79-69	6-2	Mosley 40	Prim 10	Clay, Mosley 2
1/25	Away	3,011	Indiana State*	L	72-76	6-3	Mosley 25	Mosley 12	Patterson 4
1/29	Home	3,894	Evansville*	W	72-58	7-3	Prim 23	Clay 13	Clay 4
2/1	Away	3,630	Southern Illinois*	W	69-54	8-3	Mosley, Prim 22	Patterson 10	Patterson 5
2/6	Home	6,117	Loyola Chicago*	L	62-71	8-4	Prim 21	Prim 10	Mosley, Patterson 3
2/9	Away	3,305	Drake*	W	66-62	9-4	Prim 21	Mosley 11	Mosley 3
2/12	Home	4,314	Valparaiso*	W	84-66	10-4	Mosley 22	Clay 11	Clay 5
2/15	Home	3,522	Indiana State*	W	79-70	11-4	Prim 32	Prim 11	Clay 4
2/20	Away	3,353	Northern Iowa*	L	75-95	11-5	Prim 24	Prim 6	Black, Minnett, Prim 3
2/23	Home	1,831	Bradley*	W	83-67	12-5	Mosley 33	Mosley 11	Mosley 3
2/26	Away	3,696	Evansville*	W	88-79	13-5	Prim 28	Mosley 11	Mosley 3

* MVC games (13-5 Overall, 7-2 at Home; 6-3 Away);

0-1 December, 7-2 January, 6-2 February.

1-2 Sunday, 0-0 Monday, 1-1 Tuesday, 6-1 Wednesday, 0-0 Thursday, 0-0 Friday, 5-1 Saturday.

Attendance: Home - 33,520 in 9 dates (3,724); Road - 29,379 in 9 dates (3,264); Total - 62,899 in 18 dates (3,494).

Missouri State Miscellaneous Statistics

MSU Scoring Margin: +6.1; MSU Rebound Margin: +3.5.

Double-Figure Scoring Games (55): Prim 17, Mosley 15, Patterson 7, Clay 7, Black 6, Minnett 3. Opponents: 53.

20-Point Games (20): Mosley 10, Prim 8, Minnett 1, Patterson 1. Opponents: 8. 30-Point Games (6): Mosley 5, Prim 1. Opponents: 1. 40-Point Games (2): Mosley 2.

Double-Figure Rebound Games (13): Prim 6, Mosley 4, Clay 2, Patterson 1; Opponents: 3.

Double-Figure Scoring-Rebound Games (11): Prim 6, Mosley 4, Clay 1. Opponents: 1.

Games Leading MSU in Scoring: Mosley 9, Prim 8, Clay 1, Patterson 1.

Games Leading MSU in Rebounding: Prim 9, Mosley 5, Clay 3, Black 1, Haney 1, Patterson 1.

Games Leading MSU in Assists: Mosley 8, Clay 6, Patterson 5, Prim 2, Black 1, Minnett 1.

	By Periods															1st	2nd	OTs	Total
Missouri State	610	742	10	1362															
Opponents	578	659	15	1252															

Margin	1	2	3	4	5	6	7	8	9	10	11	12	13	14	15	16	17	18	19	20	21	22	23	25
Wins	-	1	-	1	2	-	-	-	2	1	-	-	-	1	1	1	1	1	-	-	-	-	-	1
Losses	1	-	-	1	1	-	-	-	1	-	-	-	-	-	-	-	-	-	-	1	-	-	-	-

2022 MVC TOURNAMENT STATISTICS (1-1)

No.	Player	G-GS	Min	Ave	FG-A	Pct	3FG-A	Pct	FT-A	Pct	OR-DR	Reb	Ave	PF-D	A	TO	BS	ST	Pts	Ave
1	Isiah Mosley	2-2	84	42.0	17-37	.459	4-11	.364	7-8	.875	2-8	10	5.0	2-0	9	8	1	3	45	22.5
44	Gaige Prim	2-2	68	34.0	13-24	.542	0-1	.000	11-13	.846	7-18	25	12.5	7-0	2	4	3	3	37	18.5
5	Donovan Clay	2-2	84	42.0	13-23	.565	2-6	.333	3-4	.750	0-15	15	7.5	4-0	1	3	1	1	31	15.5
25	Lu'cye Patterson	2-2	48	24.0	8-12	.667	0-0	.000	2-3	.667	0-5	5	2.5	5-0	3	2	0	0	18	9.0
33	Dawson Carper	2-0	15	7.5	3-4	.750	0-0	.000	0-1	.000	1-5	6	3.0	2-0	1	1	2	0	6	3.0
4	Ja'Monta Black	2-2	61	30.5	1-8	.125	1-6	.167	0-0	.000	0-2	2	1.0	5-0	1	2	1	1	3	1.5
12	Jaylen Minnett	2-0	21	10.5	1-9	.111	1-6	.167	0-0	.000	0-3	3	1.5	2-0	3	0	0	0	3	1.5
3	Isaac Haney	2-0	44	22.0	1-3	.333	0-1	.000	0-0	.000	1-2	3	1.5	5-0	1	1	0	0	2	1.0
Team		(Deadball Rebounds: MSU - 3, Opponents - 2)										3-3	6	6.0	1					
Missouri State		2	425	212.5	57-120	.475	8-31	.258	23-29	.793	14-61	75	37.5	32-0	21	22	8	8	145	72.5
Opponents		2	425	212.5	50-130	.385	10-48	.208	27-31	.871	21-52	73	36.5	31-0	20	15	6	10	137	68.5



2021-22 SUPERLATIVES

MSU Game Highs		Individual	Team
Points	43	Isiah Mosley, vs. Northern Iowa, 1/8/22	106 vs. Central Arkansas, 12/18/21
Points, Half	27	Isiah Mosley, vs. Northern Iowa, 1/8/22 (2nd)	61 vs. Central Arkansas, 12/18/21 (2nd)
Field Goals Made	16	Isiah Mosley, vs. Northern Iowa, 1/8/22	39 vs. Central Arkansas, 12/18/21
Field Goal Attempts	24	Isiah Mosley, vs. Northern Iowa, 1/8/22	73 vs. Central Arkansas, 12/18/21
Field Goal Percentage (min 5 FG)	1.000	Donovan Clay (7-7), vs. Bradley, 2/23/22	.603 vs. Evangel, (35-58), 12/30/21
(min10 FG)	.866	Jaylen Minnett (6-6), vs. ETSU, 11/23/21	
3 Pt Field Goals Made	7	Gaige Prim (13-15), at Illinois State, 12/1/21	21 vs. Evangel, 12/30/21*
		Ja'Monta Black, at Little Rock, 12/8/21	
		Jaylen Minnett, vs. Evangel, 12/30/21	
3 Pt FG Attempts	14	Ja'Monta Black, at Little Rock, 12/8/21	37 vs. Evangel, 12/30/21
3 Pt FG Percentage (min. 3 3FG)	1.000	Jaylen Minnett (5-5), vs. ETSU, 11/23/21	.619 vs. ETSU (13-21), 11/23/21
Free Throws Made	18	Gaige Prim, vs. Indiana State, 2/15/22	25 vs. SEMO, 11/9/21
			at Evansville, 2/26/22
Free Throw Attempts	21	vs. Indiana State, 2/15/22	35 vs. SEMO, 11/9/21
Free Throw Percentage (min 5 FT)	1.000	Isiah Mosley (9-9), vs. Illinois State, 1/19/22	1.000 at Little Rock (5-5), 12/8/21
		Isiah Mosley (8-8), at Sam Houston, 11/17/21	.944 at Sam Houston (17-18), 11/17/21
		Isiah Mosley (8-8), at Southern Illinois, 2/2/22	
Rebounds	17	Gaige Prim, vs. Valparaiso, 3/4/22	44 vs. Alabama State, 11/13/21
Offensive Rebounds	7	Gaige Prim, at Sam Houston, 11/17/21	14 vs. Central Arkansas, 12/18/21
Assists	8	Demarcus Sharp, vs. Alabama State, 11/13/21	24 vs. Evangel, 12/30/21
Turnovers	7	Isiah Mosley, at Indiana State, 1/25/22	16 at Illinois State, 12/1/21
Blocked Shots	5	Gaige Prim, vs. Alabama State, 11/13/21	7 vs. Alabama State, 11/13/21
			vs. South Dakota State, 12/15/21
			at Southern Illinois, 2/2/22
			vs. Valparaiso, 2/12/22
Steals	5	Lu'Cye Patterson, vs. Bradley, 2/23/22	11 vs. Oral Roberts, 12/11/21
Fouls	----	----	23 vs. Northern Iowa, 1/8/22
Minutes	45	Donovan Clay, vs. Drake, 3/5/22	----
		Isiah Mosley, vs. Drake, 3/5/22	
Opponent Game Highs		Individual	Team
Points	33	A.J. Green, vs. Northern Iowa, 1/8/22	99 vs. SEMO, 11/9/21
Points, Half	29	A.J. Green, vs. Northern Iowa, 1/8/22 (2nd)	54 vs. SEMO, 11/9/21 (2nd)
Field Goals Made	12	Matthias Tass, at Saint Mary's, 12/22/21	33 at Northern Iowa, 2/20/22
			at Oklahoma, 3/15/22
Field Goal Attempts	18	Max Abmas, vs. Oral Roberts, 12/11/21	71 vs. Illinois State, 1/19/22
Field Goal Percentage (min 5 FG)	1.000	Nygal Russell (6-6), vs. SEMO, 11/9/21	.589 at Northern Iowa (33-56), 2/20/22
(min10 FG)	.800	Matthias Tass (12-15), at Saint Mary's, 12/22/21	
3 Pt Field Goals Made	5	Josiah Strong, at Illinois State, 12/1/21	16 at Evansville, 2/26/22
		Max Abmas, vs. Oral Roberts, 12/11/21	
		Umoja Gibson, at Oklahoma, 3/15/22	
3 Pt FG Attempts	12	Max Abmas, vs. Oral Roberts, 12/11/21	34 at Loyola Chicago, 1/22/22
3 Pt FG Percentage (min. 3 3FG)	1.000	Spencer Johnson (3-3), vs. Brigham Young, 12/4/21	.565 at Illinois State (13-23), 12/1/21
Free Throws Made	13	A.J. Green, vs. Northern Iowa, 1/8/22	27 vs. SEMO, 11/9/21
Free Throw Attempts	14	A.J. Green, vs. Northern Iowa, 1/8/22	34 vs. SEMO, 11/9/21
Free Throw Percentage (min 5 FT)	1.000	Darius Hall (8-8), vs. Central Arkansas, 12/18/21	.944 vs. Central Arkansas (17-18), 12/18/21
		Tucker DeVries (8-8), vs. Drake, 3/5/22	
Rebounds	12	Kareem Thompson, vs. Oral Roberts, 12/11/21	43 vs. Drake, 1/2/22
		Preston Phillips, vs. Evansville, 1/29/22	
Offensive Rebounds	6	Isiah Poldermo, at Little Rock, 12/8/21	16 at Sam Houston, 11/17/21
		Sy Chatman, vs. Illinois State, 1/19/22	
Assists	8	Xavier Bedson, at Indiana State, 1/25/22	19 at Indiana State, 1/25/22
		Jordan Goldwire, at Oklahoma, 3/15/22	
Turnovers	7	Savion Flagg, at Sam Houston, 11/17/21	17 at Indiana State, 1/25/22
Blocked Shots	3	Done 4 times, last by Jordan Goldwire, at Oklahoma, 3/15/22	9 at Illinois State, 12/1/21
Steals	4	done 3 times, last by Alex Barcello, vs. Brigham Young, 12/4/21	10 at Illinois State, 12/1/21
Fouls	----	----	26 vs. SEMO, 11/9/21
Minutes	43	Garrett Sturtz, vs. Drake, 3/5/22	----
Team Lows		Missouri State	Opponents
Points	58	at Saint Mary's, 12/22/21	54 vs. George Washington, 11/24/21
			at Southern Illinois, 2/2/22
Points, Half	22	at Saint Mary's, 12/22/21 (2nd)	19 vs. George Washington, 11/24/21 (1st)
Field Goals Made	22	vs. Drake, 1/2/22	19 vs. Long Beach State, 11/22/21 & vs. Valparaiso, 2/12/22
Field Goal Attempts	46	at Southern Illinois, 2/2/22	49 vs. Loyola Chicago, 2/6/22
Field Goal Percentage	.397	vs. Oral Roberts (23-58), 12/11/21	.323 at Sam Houston (20-62), 11/17/21
		vs. Evansville (23-58), 1/29/22	
3 Pt Field Goals Made	3	vs. Drake, 3/5/22	1 vs. Drake, 1/2/22
3 Pt FG Attempts	14	at Southern Illinois, 2/2/22	10 at Saint Mary's, 12/22/21
3 Pt FG Percentage	.188	vs. Drake (3-16), 3/5/22	.063 vs. Drake (1-16), 1/2/22
Free Throws Made	2	at Saint Mary's, 12/22/21	1 at Little Rock, 12/8/21
Free Throw Attempts	4	at Saint Mary's, 12/22/21	5 at Little Rock, 12/8/21
		at Bradley, 1/5/21	
Free Throw Percentage	.500	at Saint Mary's (2-4), 12/22/21	.200 at Little Rock (1-5), 12/8/21
Rebounds	21	vs. ETSU, 11/23/21	23 at Southern Illinois, 2/2/22
Assists	6	vs. Brigham Young, 12/4/21, at Saint Mary's, 12/22/21	5 at Sam Houston, 11/17/21
		at Loyola Chicago, 1/22/22	vs. Oral Roberts, 12/11/21
Turnovers	4	vs. Northern Iowa, 1/8/22	5 vs. Drake, 3/5/22
Blocked Shots	1	done 7 times, last at Evansville, 2/26/22	0 at Saint Mary's, 12/22/21
Steals	1	vs. Northern Iowa, 1/8/22	2 vs. Northern Iowa, 1/8/22
		vs. Valparaiso, 2/12/22	at Indiana State, 1/25/22
Fouls	9	vs. George Washington, 11/24/21	10 at Bradley, 1/5/21



2021-22 TEAM GAME-BY-GAME STATS

TEAM		SCORE	1H-2H(OT)	FG-FGA	PCT.	3PT-A	PCT.	FT-A	PCT.	O-REB.	D-REB.	TOT.	mgn	PF-DQ	A	TO	BLK	ST	BNCH
MISSOURI STATE	L	94	41-53	31-60	.517	7-26	.269	25-35	.714	7	23	30	-3	22-0	13	7	1	6	16
SEMO		99	45-54	32-56	.571	8-19	.421	27-34	.794	5	28	33		26-0	10	11	2	6	38
MISSOURI STATE	W	78	42-36	27-63	.429	8-30	.267	16-19	.842	13	31	44	+11	12-0	13	14	7	9	10
Alabama St.		60	29-31	24-62	.387	4-19	.211	8-12	.667	9	24	33		22-0	6	16	4	7	21
MISSOURI STATE	W	77	33-44	26-55	.473	8-20	.400	17-18	.944	12	27	39	+6	19-0	13	15	2	3	16
at Sam Houston		55	22-33	20-62	.323	8-23	.348	7-12	.583	16	17	33		14-0	5	15	4	4	21
MISSOURI STATE	W	92	55-37	32-56	.571	12-22	.545	16-21	.762	5	25	30	-3	20-0	18	10	3	6	44
vs. Long Beach		66	25-41	19-56	.339	9-24	.375	19-32	.594	11	22	33		21-2	9	13	2	6	37
MISSOURI STATE	L	76	43-33	28-50	.560	13-21	.619	7-9	.778	4	17	21	-6	12-0	16	9	3	5	24
vs. ETSU		77	45-32	30-57	.526	13-28	.464	4-6	.667	9	18	27		12-0	15	11	2	6	15
MISSOURI STATE	W	72	32-40	26-61	.426	8-22	.364	12-15	.800	10	29	39	+7	9-0	12	11	4	6	25
vs. G.Washington		54	19-35	22-58	.379	5-21	.238	5-7	.714	6	26	32		19-0	10	14	1	5	9
MISSOURI STATE	L	74	34-30-10	31-68	.456	7-25	.280	5-6	.833	9	26	35	+4	13-0	15	16	1	6	19
at Illinois State*		79	32-32-15	26-57	.456	13-23	.565	14-15	.933	4	27	31		11-0	16	16	9	10	31
MISSOURI STATE	L	68	27-41	27-66	.409	5-18	.278	9-12	.750	13	26	39	+5	18-0	6	12	2	4	41
Brigham Young		74	35-39	27-56	.482	6-23	.261	14-20	.700	5	29	34		16-0	6	9	5	6	18
MISSOURI STATE	W	81	42-39	30-58	.517	16-32	.500	5-5	1.000	7	32	39	+11	11-0	19	12	3	6	33
at Little Rock		55	28-27	22-59	.373	10-24	.417	1-5	.200	8	20	28		11-0	14	12	3	6	27
MISSOURI STATE	W	69	27-42	23-58	.397	4-21	.190	19-24	.792	8	30	38	-3	13-0	8	11	4	11	9
Oral Roberts		60	25-35	25-63	.397	7-26	.269	3-7	.429	11	30	41		18-0	5	16	4	5	11
MISSOURI STATE	W	75	40-35	28-58	.483	10-26	.385	9-12	.750	6	32	38	+3	16-0	12	15	7	6	20
South Dak. St.		63	33-30	23-61	.377	4-16	.250	13-22	.591	10	25	35		13-0	9	11	4	5	25
MISSOURI STATE	W	106	45-61	39-73	.534	16-32	.500	12-13	.923	14	23	37	+9	15-0	16	5	6	5	34
Central Ark.		70	30-40	25-57	.439	3-18	.167	17-18	.944	8	20	28		18-0	6	11	2	3	21
MISSOURI STATE	L	58	36-22	25-52	.481	6-20	.300	2-4	.500	3	19	22	-12	16-0	6	12	3	7	6
at St. Mary's		75	33-42	30-56	.536	4-10	.400	11-14	.786	8	26	34		12-0	16	10	0	4	20
MISSOURI STATE	W	103	52-51	35-58	.603	21-37	.568	12-16	.750	6	36	42	+13	18-1	24	13	5	5	46
Evangel		56	30-26	22-66	.333	5-24	.208	7-12	.583	9	20	29		15-1	9	10	2	8	23
MISSOURI STATE	W	61	23-38	22-54	.407	6-20	.300	11-20	.550	11	24	35	-8	13-0	13	11	2	5	10
Drake*		56	29-27	20-58	.345	1-16	.063	15-16	.938	14	29	43		20-0	8	12	5	8	22
MISSOURI STATE	W	71	41-30	29-60	.483	9-25	.360	4-4	1.000	10	21	31	+1	17-0	14	14	1	6	11
at Bradley*		69	33-36	24-51	.471	11-25	.440	10-15	.667	9	21	30		10-0	15	14	3	6	15
MISSOURI STATE	L	84	34-50	30-58	.517	12-27	.444	12-17	.706	6	22	28	-2	23-2	11	4	1	1	10
UNI*		85	33-52	29-56	.518	5-20	.250	22-26	.846	7	23	30		18-0	11	4	1	2	20
MISSOURI STATE	W	81	36-45	28-53	.528	6-17	.353	19-22	.864	9	27	36	+11	18-1	13	11	3	6	11
Southern Illinois*		76	34-42	22-54	.407	14-29	.483	18-23	.783	7	18	25		22-1	12	8	2	4	14
MISSOURI STATE	W	74	34-40	29-62	.468	8-19	.421	8-9	.889	8	30	38	+7	15-0	14	7	3	3	10
at Valparaiso*		57	26-31	22-54	.407	5-17	.294	8-15	.533	5	26	31		12-1	13	7	1	4	22
MISSOURI STATE	W	88	44-44	30-52	.577	8-15	.533	20-23	.870	6	31	37	+0	17-0	9	11	2	6	17
Illinois State*		63	34-29	25-71	.352	4-18	.222	9-12	.750	18	19	37		22-2	9	9	2	6	27
MISSOURI STATE	W	79	35-44	28-52	.538	8-19	.421	15-18	.833	7	26	33	+2	13-0	6	7	1	3	5
Loyola Chicago*		69	33-36	25-62	.403	9-34	.265	10-12	.833	12	19	31		21-0	14	6	1	3	22
MISSOURI STATE	L	72	29-43	26-65	.400	7-29	.241	13-15	.867	6	28	34	-7	11-0	13	10	5	9	8
at Indiana St.*		76	41-35	25-59	.424	14-27	.519	12-16	.750	7	34	41		14-0	19	17	2	2	25
MISSOURI STATE	W	72	28-44	23-58	.397	5-19	.263	21-29	.724	10	32	42	+8	11-0	9	5	4	8	9
Evansville*		58	21-37	22-56	.393	5-22	.227	9-10	.900	3	31	34		23-0	7	10	3	4	16
MISSOURI STATE	W	69	29-40	25-46	.543	6-14	.429	13-17	.765	6	32	38	+15	13-0	11	13	7	2	10
at Southern Ill.*		54	24-30	21-58	.362	3-20	.150	9-12	.750	7	16	23		16-0	7	7	2	5	22
MISSOURI STATE	L	62	29-33	25-57	.439	4-21	.190	8-11	.727	9	17	26	-4	12-0	12	9	2	4	5
Loyola Chicago*		71	28-43	26-49	.531	8-17	.471	11-13	.846	5	25	30		15-0	12	12	1	5	23
MISSOURI STATE	W	66	29-37	23-50	.460	4-15	.267	16-19	.842	8	27	35	+2	19-0	7	14	2	7	13
at Drake*		62	30-32	22-60	.367	3-15	.200	15-16	.938	12	21	33		19-0	10	10	3	8	24
MISSOURI STATE	W	84	41-43	29-57	.509	12-23	.522	14-15	.933	11	29	40	+13	22-0	16	11	7	1	22
Valparaiso*		66	36-30	19-55	.345	3-12	.250	25-27	.926	9	18	27		19-0	8	6	5	5	18
MISSOURI STATE	W	79	31-48	26-60	.433	8-18	.444	19-22	.864	9	30	39	+10	14-0	13	8	4	4	30
Indiana St.*		70	33-37	22-54	.407	9-29	.310	17-21	.810	2	27	29		20-1	9	10	6	3	10
MISSOURI STATE	L	75	33-42	29-59	.492	6-24	.250	11-15	.733	9	21	30	+1	17-1	13	11	1	4	6
at UNI*		95	49-46	33-56	.589	13-28	.464	16-23	.696	6	23	29		15-0	16	9	1	4	22
MISSOURI STATE	W	83	43-40	33-62	.532	9-25	.360	8-13	.615	7	29	36	-1	12-0	9	10	4	9	3
Bradley*		67	33-34	26-61	.426	8-27	.296	7-12	.583	11	26	37		15-0	12	15	1	4	17
MISSOURI STATE	W	88	37-51	28-55	.509	7-19	.368	25-29	.862	7	31	38	+11	18-1	10	11	1	5	12
at Evansville*		79	29-50	24-55	.436	16-33	.485	15-22	.682	4	23	27		24-2	13	9	2	7	4
MISSOURI STATE	W	67	35-32	27-61	.443	5-15	.333	8-9	.889	5	31	36	-2	14-0	14	8	4	6	7
vs. Valparaiso \$		58	28-30	22-61	.361	4-24	.167	10-12	.833	8	30	38		12-0	8	10	4	4	12
MISSOURI STATE	L	78	33-35-10	30-59	.508	3-16	.188	15-20	.750	9	30	39	+4	18-0	7	14	4	2	4
vs. Drake \$		79	32-36-11	28-69	.406	6-24	.250	17-19	.895	13	22	35		19-0	12	5	2	6	2
MISSOURI STATE	L	72	41-31	26-64	.406	9-24	.375	11-12	.917	11	24	35	-3	11-0	8	11	4	5	13
at Oklahoma		89	47-42	33-66	.500	12-25	.480	11-13	.846	10	28	38		13-0	15	9	8	7	24



2021-22 INDIVIDUAL GAME-BY-GAME STATS

Opponent	0-Sharp P-R-A	1-Mosley P-R-A	3-Haney P-R-A	4-Black P-R-A	5-Clay P-R-A	12-Minnett P-R-A	13-Ebonkoli P-R-A	14-Hervey P-R-A	20-Tata P-R-A	25-Patterson P-R-A	33-Carper P-R-A	44-Prim P-R-A
11/9 SEMO	12-2-2*	16-2-1*	2-0-0	2-4-3*	20-4-2*	14-1-1	DND	DND	DNP	0-1-1	2-0-0	28-15-3*
11/13 Alabama State	4-2-8*	31-5-0*	2-2-2	16-3-1*	6-8-0*	DND	DNP	2-3-1	DNP	2-0-0	4-3-0	11-14-1*
11/17 at Sam Houston	4-5-3*	21-5-1*	3-1-0	15-4-0*	4-2-3*	DND	DNP	11-2-1	0-1-1	2-1-2	0-0-1	17-13-2*
11/22 vs. Long Beach St.	3-6-4*	23-5-3	2-0-1	6-1-3*	9-5-2*	8-0-1	DNP	10-5-2*	3-0-0	8-2-1	0-1-0	20-3-1*
11/23 vs. ETSU	4-4-7*	18-3-0*	DNP	3-0-1*	10-3-0*	17-1-2	DNP	7-0-1	DNP	0-0-0	DNP	17-8-5*
11/24 vs. GWashington	DND	7-7-3*	0-2-0	14-5-1*	6-3-0*	16-3-2	DNP	0-2-0*	0-1-0	5-2-5	4-1-0	20-9-1*
12/1 at Illinois State*	DND	12-9-6*	DNP	3-2-2*	6-8-2*	9-1-1	DNP	7-0-0*	DNP	10-2-2	0-0-0	27-12-2*
12/4 Brigham Young	DND	0-2-1*	6-4-1	2-2-0*	6-8-1*	19-3-0	DNP	2-2-0*	DNP	16-4-2	0-4-0	17-6-1*
12/8 Little Rock	DND	21-6-3*	10-4-2	25-6-1*	0-9-4*	17-3-3	DNP	6-1-1	DND	2-2-3*	0-1-0	0-5-2*
12/11 Oral Roberts	DND	25-8-3*	3-3-1	16-5-0*	2-5-1*	4-1-1	DNP	2-5-0	DNP	7-3-2*	0-0-0	10-6-0*
12/15 South Dakota St.	DND	9-6-2*	2-2-0	10-2-0*	12-7-2*	16-1-0	DND	DND	DNP	11-4-6*	2-2-0	13-10-2*
12/18 Central Ark.	DND	28-7-1*	7-4-0	14-1-1*	8-6-2*	14-1-5*	DND	DND	9-5-0	8-3-5*	4-3-1	14-6-1*
12/22 at St. Mary's	DND	21-0-1*	0-1-1	5-1-0*	11-7-0*	0-0-1	DNP	0-1-1	4-0-0	9-0-2*	2-1-0	6-8-0*
12/30 Evangel	6-5-6	22-5-1	18-4-1	15-0-2*	10-15-4*	22-1-3*	DNP	0-3-1	DND	3-4-3*	0-1-0	7-3-3*
1/2 Drake*	5-2-1	7-9-5*	5-0-1	8-2-1*	15-7-1*	0-1-0	DNP	0-0-0	DND	8-2-1*	DND	13-10-3*
1/5 at Bradley*	2-1-1	11-6-2*	3-3-1	17-4-2*	4-2-3*	3-2-0	DNP	3-0-0	DND	20-1-3*	DND	8-7-2*
1/8 Northern Iowa*	DND	43-9-4*	0-1-1	12-2-1*	3-6-0*	8-1-0	DNP	2-1-0	DND	5-2-3*	DND	11-5-2*
1/12 Southern Illinois*	DND	33-3-0*	4-6-0	6-6-3*	13-5-1*	5-2-1	DNP	2-0-1	DNP	6-5-4*	DNP	12-6-3*
1/15 at Valparaiso*	DND	32-5-4*	5-2-1	9-4-0*	5-9-2*	2-0-0	DNP	3-2-0	DNP	8-3-2*	DNP	10-7-5*
1/19 Illinois State*	DND	24-4-1*	7-2-2	14-4-0*	10-6-3*	6-1-1	DNP	0-0-0	0-3-1	6-3-1	4-2-0	17-10-0*
1/22 at Loyola Chicago*	DND	40-8-2*	0-3-1	3-3-0*	16-3-2*	3-2-0	DNP	----	DNP	4-3-1*	2-1-0	11-10-0*
1/25 at Indiana State*	DND	25-12-4*	6-1-2	8-5-1*	8-5-1*	2-1-0	DNP	----	DNP	8-5-4*	DNP	15-4-1*
1/29 Evansville*	DND	14-8-1*	6-6-1	5-5-0*	11-13-4*	3-1-0	DNP	----	0-0-0	10-3-1*	0-0-0	23-5-2*
2/1 at Southern Illinois*	DND	22-6-2*	0-1-1	7-2-0*	8-8-3*	6-0-0	DNP	----	DNP	0-10-5*	4-3-0	22-6-0*
2/6 Loyola Chicago*	DND	12-2-3*	3-3-1	3-2-0	7-3-2*	2-1-1	DNP	----	DNP	14-2-3*	0-0-0	21-10-2*
2/9 at Drake*	DND	14-11-3*	3-2-0	6-4-0*	2-2-1*	10-3-1	DNP	----	DNP	10-2-2*	0-0-0	21-8-0*
2/12 Valparaiso*	DND	22-4-2*	0-1-2	15-7-1*	2-11-5*	15-2-1	DNP	----	0-0-0	8-3-3*	7-4-0	15-4-2*
2/15 Indiana State*	DND	7-7-3*	8-3-0	0-5-1*	0-5-4*	22-3-3	DNP	----	DNP	10-3-0*	0-0-0	32-11-2*
2/20 at Northern Iowa*	DND	6-5-1*	0-1-0	11-4-3*	10-4-2*	6-1-3	DNP	----	DNP	18-4-1*	0-3-0	24-6-3*
2/23 Bradley*	DND	33-11-3*	3-3-0	0-3-1	17-7-0*	8-3-2*	DNP	----	DND	8-3-2*	0-0-0	14-5-1*
2/26 at Evansville*	DND	20-11-3*	6-6-0	15-4-1*	7-6-0*	5-0-2	DNP	----	DND	6-2-1*	1-1-2	28-7-1*
3/4 vs. Valparaiso \$	DND	18-5-4*	0-1-0	0-1-1*	17-5-1*	3-2-3	DNP	----	DND	9-2-2*	4-3-1	16-17-2*
3/5 vs. Drake \$	DND	27-5-5*	2-2-1	3-1-0*	14-10-0*	0-1-0	DNP	----	DND	9-3-1*	2-3-0	21-8-0*
3/15 at Oklahoma %	DND	28-10-0*	2-2-1	9-3-0*	6-2-1*	9-2-1	DNP	----	DND	2-3-1*	2-3-0	14-8-4*

Pts-Reb-Assst. *game started

Schedule notes - *MVC game; \$MVC Tournament; %NIT game

What a Stretch!

During a six-game stretch from Jan. 8 to Jan. 25, Isiah Mosley earned three straight MVC Player of the Week honors and averaged 32.8 points per game in an incredible run. He became the first Valley player since Hersey Hawkins (1987-88) to claim three straight MVC weekly honors.

The last week of the run included the team's first win over a ranked foe in more than a decade with 40 points, 8 rebounds and a pair of assists in the win at No. 22-ranked Loyola on Jan. 22. He went 14-for-22 from the field with three 3-pointers and 9-of-11 at the free throw line, while scoring 11 points in a critical 14-3 Bears run that put Missouri State up by 20 late in the game.

He was named Oscar Robertson USBWA National Player of the Week, CollegeInsider Lute Olson National Player of the Week, ESPN Player of the Week (Jeff Borzello) and NCAA Player of the Week (Andy Katz) on Jan. 24.

The previous week, he was named Lou Henson National Player of the Week on Jan. 17 after jaw-dropping efforts in wins over Southern Illinois and Valparaiso. He scored 33 points in MSU's win over SIU, going 10-for-18 from the field and 10-for-11 at the line and followed that with the best road scoring output of his career with 32 points at Valparaiso on 13-of-21 from the field and a perfect 3-for-3 at the line.

The run started with a remarkable 43-point outburst against Northern Iowa on Jan. 8, going 16-for-24 from the field with 5 three-pointers and team-highs 9 rebounds and 4 assists. His point total vs. UNI at home marked the third-highest scoring game in program history and the club's best of the Division I era, while his 27 points in the second half tied a school record.

Mosley's January began by scoring his 1,000th career point on Jan. 2 against Drake and hitting a buzzer-beating 3-pointer at Bradley on Jan. 5 to lift the Bears to a 61-59 road win at Carver Arena. Mosley's free throw with 33 seconds left in the first half against Drake made him the 30th Missouri State player to reach the 1,000-point career scoring milestone, doing so in his 71st career game.





BREAKING DOWN THE 2021-22 BEARS

Missouri State Record When

	Under Ford	2021-22
Controlling the Tip	39-23	15-6
Opponents Control Tip	33-28	8-5
Scoring First	41-15	12-4
Opponents Score First	31-36	11-7
Leading at Half	61-12	20-5
Trailing at Half	8-39	3-6
Tied at the Half	3-0	0-0
Leading with 5:00 Left	66-7	22-3
Trailing with 5:00 Left	5-42	1-7
Tied with 5:00 Left	1-2	0-1
In Overtime	1-3	0-2
When Outrebouncing Opponent	52-18	17-4
When Outrebounced by Opp	16-32	5-7
When Rebounds are Same	4-1	1-0
When MSU Commits More TO	30-24	9-5
When Opponents Commit More TO	34-18	10-4
When Turnovers are Same	8-9	4-2
When MSU Shoots 50% or Better	37-4	11-4
When MSU Shoots Less than 50%	35-47	12-7
When Opp. Shoot 50% or Better	6-25	0-7
When Opp. Shoot Less than 50%	66-26	23-4
When MSU Shoots Better than Opp	63-11	22-2
When Opp. Shoot Better than MSU	9-40	1-9
When MSU Shoots 40% 3pt	31-10	11-2
When MSU Shoots Less than 40% 3pt	41-41	12-9
When Opp. Shoots 40% 3pt	15-27	4-8
When Opp. Shoots Less than 40% 3pt	57-24	19-3
When MSU Shoots Better 3pt%	55-14	19-3
When Opp. Shoots Better 3pt%	17-37	4-8
When MSU has More FT Attempts	42-16	14-3
When Opponents have More FT Att.	28-33	8-8
When Free Throw Attempts are Same	2-2	1-0
When MSU Shoots 80% FT	30-13	15-3
When MSU Shoots Less than 80% FT	42-38	8-8
When Opponents Shoot 80% FT	16-20	8-5
When Opp. Shoot Less than 80%	56-31	15-6
When MSU Shoots Better FT%	50-19	17-5
When Opp. Shoots Better FT%	20-31	5-6
When Teams Shoot Same FT%	2-1	1-0
When MSU Bench Outscores Opp	31-22	8-3
When Opp. Bench Outscores MSU	40-28	15-8
When Bench Points are Same	1-1	0-0
Following an MSU Win #	43-29	15-8
Following an MSU Loss #	27-20	8-2
# Season openers not factored in		
When 0 Players in Double Figures	0-1	0-0
When 1 Player in Double Figures	2-1	0-0
When 2 Players in Double Figures	8-9	3-3
When 3 Players in Double Figures	29-25	11-5
When 4 Players in Double Figures	26-11	7-2
When 5 or More Players in Dbl Figures	7-4	2-1
In White Uniforms (2-2 away, 3-2 N)	40-17	14-3
In Maroon Uniforms (2-2 home, 0-2 N)	16-18	4-4
In Gray Uniforms (1-0 home)	6-6	0-0
In White Alt. Uniforms (5-1 home)	5-2	0-0
In Maroon Color Rush (0-0 home)	0-4	0-0
In Black Uniforms (0-2 home, 1-0 neut)	5-4	5-4
In November	10-11	4-2
In December	16-9	5-3
In January	20-14	7-2
In February	23-11	6-2
In March	3-6	1-2

Under Ford 2021-22

Day	26-16	6-3
Night	46-35	17-8
On Sunday	13-7	1-2
On Monday	2-3	1-0
On Tuesday	8-9	1-4
On Wednesday	20-11	10-2
On Thursday	2-1	1-0
On Friday	7-3	1-0
On Saturday	20-17	8-3

Team Misc. Stats:

Jump Balls Controlled

Missouri State	63	22
Opponents	60	12

Dunks

Missouri State (156)	193	37
Opponents (105)	137	32

Charges Drawn

Missouri State (112)	141	29
Opponents (60)	85	25

Points in Paint

Missouri State (3863)	3863	1082
Opponents (3382)	3382	936

Points Off Turnovers

Missouri State (1658)	1658	419
Opponents (1517)	1517	390

Second-Chance Points

Missouri State (1181)	1181	325
Opponents (1085)	1085	314

Fast-Break Points

Missouri State (847)	847	301
Opponents (785)	785	263

Bench Scoring

Missouri State (2159)	2159	559
Opponents (2212)	2212	678

Point Distribution

Seniors (3593)	3593	986
Juniors (3508)	3508	1274
Sophomores (969)	969	252
Freshmen (856)	856	116
Total (8926)	8926	2628

Technical Fouls

Gaige Prim	6	4
Bench	8	2
Lu'Cye Patterson	2	2
Isiah Mosley	2	1
Ja'Monta Black	1	1
Demarcus Sharp	2	0
Other Players	14	0
Missouri State	33	8
Opponents	23	10

Technical Free Throws

Missouri State	31-37	15-15
Isiah Mosley	12-12	9-9
Jaylen Minnett	2-2	4-4
Ja'Monta Black	2-2	2-2
Others	13-19	0-0
Opponents	48-57	13-16

3-Second Violation

Missouri State	9	3
Opponents	9	4

Shot Clock Expired

Missouri State	65	18
Opponents	57	8

Five-Second Violation (in-bounds)

Missouri State	2	0
Opponents	0	0

10-Second Violation

Missouri State	2	0
Opponents	3	2

Missouri State's First Points

Jumper	25	11
Lay-up	43	10
3-Pointer	31	6
Hook Shot	11	4
Free-Throw	11	3
Tip-in	2	0
Dunk	0	0

By Game Ball

Wilson	40-24	17-6
Nike	20-20	6-5
Adidas	11-4	0-0
Spalding	1-2	0-0



BEARS IN MVC AND NCAA RANKINGS (FINAL)

Category	NCAA*	MVC*	Avg.	NCAA Leader	Avg.
Won-Lost Percentage	69	3	67.6	Murray St.	91.2
Scoring Offense	38	1	77.3	Gonzaga	87.2
Scoring Defense	166	5	68.9	North Texas	55.7
Scoring Margin	41	2	8.4	Gonzaga	21.0
Rebound Margin	88	2	2.9	Kentucky	9.7
Field-Goal Percentage	14	1	48.2	Gonzaga	52.1
Field-Goal Percentage Defense	112	3	42.0	Houston	37.1
Three-Point Field-Goal Percentage	23	2	37.4	South Dakota St.	44.5
Three-Point Field Goals Per Game	84	4	8.3	VMI	12.5
Three Pt FG Defense	161	5	33.2	UC Irvine	26.2
Free-Throw Percentage	2	1	79.7	Villanova	83.0
Assists Per Game	236	6	12.1	Arizona	19.6
Assist Turnover Ratio	104	2	1.14	Iowa	1.74
Blocked Shots Per Game	152	3	3.3	Auburn	8.0
Steals Per Game	293	10	5.3	LSU	11.0
Turnovers Per Game	34	1	10.6	Wisconsin	8.7
Turnover Margin	187	7	0.1	Abilene Christian	8.4
Personal Fouls Per Game	80	6	15.4	Western Ky.	11.3
Defensive Rebounds per Game	52	3	27.00	Gonzaga	32.19

*NCAA rankings out of 350 teams; MVC out of 10 teams; 38 = Top 50+ national rankings; **Bold** = led MVC



BREAKING DOWN THE BEARS

Opening Tips Won-Lost	Career	Season
Gaige Prim.....	46-27	22-12

Overtime Tips Won-Lost

Gaige Prim.....	1-1	1-1
-----------------	-----	-----

First MSU Points

Gaige Prim.....	22	8
Donovan Clay.....	7	7
Ja'Monta Black.....	12	6
Isiah Mosley.....	14	5
Jaylen Minnett.....	3	3
Lu'Cye Patterson.....	3	3
Demarcus Sharp.....	3	2

Led Bears in Scoring

Isiah Mosley.....	36	20
Gaige Prim.....	25	10
Jaylen Minnett.....	3	3
Ja'Monta Black.....	3	1
Donovan Clay.....	1	1
Lu'Cye Patterson.....	1	1
Demarcus Sharp.....	1	0

Double-Figure Scoring Games

Gaige Prim.....	98	30
Isiah Mosley.....	62	28
Donovan Clay.....	46	14
Ja'Monta Black.....	26	14
Jaylen Minnett.....	80	11
Lu'Cye Patterson.....	9	9
Keaton Hervey.....	15	2
Isaac Haney.....	2	2
Demarcus Sharp.....	8	1
Dawson Carper.....	6	0

20-Point Games

Isiah Mosley.....	35	20
Gaige Prim.....	26	12
Jaylen Minnett.....	20	2
Donovan Clay.....	6	1
Ja'Monta Black.....	3	1
Lu'Cye Patterson.....	1	1
Demarcus Sharp.....	1	0
Dawson Carper.....	1	0

Led Bears in Rebounding

Gaige Prim.....	36	17
Isiah Mosley.....	16	8
Donovan Clay.....	7	7
Demarcus Sharp.....	3	1
Lu'Cye Patterson.....	2	1
Ja'Monta Black.....	1	1
Isaac Haney.....	1	1

Double-Figure Rebounding Games

Gaige Prim.....	29	11
Isiah Mosley.....	9	5
Donovan Clay.....	7	4
Lu'Cye Patterson.....	1	1
Dawson Carper.....	1	0

Scoring-Rebounding Double-Doubles

Gaige Prim.....	29	11
Isiah Mosley.....	8	5
Donovan Clay.....	5	3
Dawson Carper.....	1	0

Led Bears in Assists

Isiah Mosley.....	24	12
Lu'Cye Patterson.....	10	10
Donovan Clay.....	8	8
Demarcus Sharp.....	14	5
Gaige Prim.....	20	4
Ja'Monta Black.....	11	2
Jaylen Minnett.....	2	2
Skylar Wicks.....	1	0
Spencer Brown.....	1	0

Record as a Starter

Gaige Prim.....	47-26	23-11
Donovan Clay.....	23-11	23-11
Ja'Monta Black.....	47-28	22-11
Isiah Mosley.....	42-24	21-11
Lu'Cye Patterson.....	19-7	19-7
Demarcus Sharp.....	11-6	3-2

2021-22 Missouri State Game-by-Game Misc. Scoring Stats

Misc. Scoring	In Paint MSU-Opp	Off T/O MSU-Opp	2nd Ch. MSU-Opp	Fast Brk MSU-Opp	Bench MSU-Opp	Total MSU-Opp	Best Run
11/9 Southeast Missouri.....	46-34	10-10	10-7	4-7	16-38	94-99	13-4 (-7 to +2)
11/13 Alabama State.....	34-26	15-14	14-9	14-12	10-21	78-60	8-0 (+4 to +12)
11/17 at Sam Houston.....	32-16	20-13	13-11	11-7	16-21	77-55	17-2 (+11 to +27)
11/22 vs. Long Beach St.^.....	34-14	18-16	9-14	15-7	44-37	92-66	23-0 (+8 to +31)
11/23 vs. ETSU^.....	26-20	19-7	6-9	0-2	24-15	76-77	9-0 (-5 to +4)
11/24 vs Geo. Washington^.....	28-32	17-8	11-6	13-10	25-9	77-54	12-0 (+7 to +19)
12/1 at Illinois State*.....	44-24	13-18	6-5	9-20	19-31	74-79	14-3 (-2 to +9)
12/4 Brigham Young.....	36-26	10-17	15-6	2-8	41-18	68-74	16-4 (-14 to -2)
12/8 at Little Rock.....	22-20	16-8	9-4	13-4	33-27	81-55	14-0 (+0 to +14)
12/11 Oral Roberts.....	28-28	20-13	6-14	12-6	9-11	69-60	11-0 (+0 to +11)
12/15 South Dakota St.....	30-30	9-15	4-12	9-3	20-25	75-63	10-2 (+2 to +8)
12/18 Central Arkansas.....	46-30	18-4	18-6	18-15	34-21	106-70	15-5 (+26 to +36)
12/22 at St. Mary's.....	30-50	11-8	5-12	3-6	6-20	58-75	11-4 (-2 to +5)
12/30 Evangel.....	26-26	9-12	8-12	14-4	46-23	103-56	21-0 (+7 to +28)
1/2 Drake*.....	20-34	13-13	11-14	6-4	10-22	61-56	16-4 (-9 to +3)
1/5 at Bradley*.....	40-24	13-21	7-13	3-6	11-15	71-69	12-2 (+8 to +18)
1/8 Northern Iowa*.....	20-34	5-6	6-11	9-13	10-20	84-85	10-3 (+0 to +7)
1/12 Southern Illinois*.....	40-10	8-7	9-11	13-3	11-14	81-76	10-0 (-7 to +3)
1/15 at Valparaiso*.....	34-30	13-11	11-6	13-10	10-22	74-57	16-4 (+5 to +17)
1/19 Illinois State*.....	32-26	12-11	7-19	6-6	17-27	88-63	10-0 (+10 to +20)
1/22 at Loyola Chicago*.....	34-28	7-11	8-11	5-10	5-22	79-69	14-3 (+9 to +20)
1/25 at Indiana State*.....	36-18	15-5	7-7	10-20	8-25	72-76	10-0 (-17 to -7)
1/29 Evansville*.....	28-28	9-5	12-0	7-8	9-16	72-58	13-0 (-4 to +9)
2/1 at Southern Illinois*.....	26-32	12-6	7-8	2-6	10-22	69-54	23-5 (+4 to +22)
2/6 Loyola Chicago*.....	36-34	11-15	13-8	2-2	5-23	62-71	10-1 (-10 to -1)
2/9 at Drake*.....	20-34	9-16	8-6	11-10	13-24	66-62	12-2 (-6 to +4)
2/12 Valparaiso*.....	18-28	4-11	11-6	16-5	22-18	84-66	11-2 (+5 to +14)
2/15 Indiana State*.....	24-24	12-12	14-6	12-4	30-10	79-70	18-1 (-2 to +15)
2/20 at Northern Iowa*.....	36-36	16-23	14-7	3-10	6-22	75-95	6-0 (-10 to -4)
2/23 Bradley*.....	28-24	18-9	8-16	6-2	3-17	83-67	10-0 (+5 to +15)
2/26 at Evansville*.....	40-16	10-11	14-4	15-10	12-4	88-79	9-0 (+0 to +9)
3/4 vs. Valparaiso \$.....	34-30	12-4	10-6	5-1	7-12	67-58	13-4 (-4 to +5)
3/5 vs. Drake \$.....	48-36	3-15	9-17	8-7	4-2	78-79	14-4 (-5 to +5)
3/15 at Oklahoma.....	26-34	12-13	8-14	12-15	13-24	72-89	10-2 (-3 to +5)

1082-936	419-390	325-314	301-263	559-678	2628-2342
In Paint	Off T/O	2nd Ch.	Fast Brk	Bench	Total

Largest deficits overcome for victory:

11 - trailed Drake, 21-10, with 9:24 left in first half, 12/2/22
8 - trailed Drake, 8-0, with 16:41 left in first half, 2/9/22
7 - trailed Southern Illinois, 13-6, with 14:47 left in first half, 1/12/22
7 - trailed at Loyola, 9-2, with 16:35 left in first half, 1/22/22
7 - trailed Indiana State, 51-44 with 12:29 left in second half, 2/15/22

Wire-to-wire victories:

vs. Alabama State, 11/13/21.....vs. Evangel, 12/30/21
at Little Rock, 12/8/21.....at Valparaiso, 1/15/22
vs. Central Arkansas, 12/18/21.....vs. Illinois State, 1/19/22

Jaylen Minnett.....	2-0	2-0
Keaton Hervey.....	19-9	2-2

First MSU Substitute

Jaylen Minnett.....	16	16
Dawson Carper.....	11	11
Isaac Haney.....	8	8
Keaton Hervey.....	4	4
Lu'Cye Patterson.....	12	3
Demarcus Sharp.....	11	3
Isiah Mosley.....	3	2
Ja'Monta Black.....	6	1
Gaige Prim.....	12	0
Nic Tata.....	3	0

Dunks

Donovan Clay.....	20	20
-------------------	----	----

Gaige Prim.....	14	4
Dawson Carper.....	4	4
Nic Tata.....	6	3
Isiah Mosley.....	10	3
Keaton Hervey.....	7	2
Isaac Haney.....	1	1

Charges Drawn

Gaige Prim.....	12	9
Isaac Haney.....	8	8
Isiah Mosley.....	17	5
Ja'Monta Black.....	6	3
Donovan Clay.....	2	2
Lu'Cye Patterson.....	1	1
Dawson Carper.....	1	1
Elijah Bridges.....	1	0

2021-22 Starting Lineups

G-G-F-F-C (* - Most recent lineup)	W-L
Patterson-Black-Mosley-Clay-Prim*	17-7
Sharp-Black-Mosley-Clay-Prim	2-2
Black-Mosley-Hervey-Clay-Prim	1-2
Patterson-Black-Minnett-Clay-Prim	1-0
Sharp-Black-Hervey-Clay-Prim	1-0
Patterson-Minnett-Mosley-Clay-Prim	1-0



No. of Starting Lineups:

2008-09.....	13
2009-10.....	5
2010-11.....	1
2011-12.....	1
2012-13.....	14
2013-14.....	11
2014-15.....	10
2015-16.....	11
2016-17.....	9
2017-18.....	9
2018-19.....	7
2019-20.....	10
2020-21.....	3
2021-22.....	6



GAME 1

November 9, 2021, JQH Arena, Springfield, Mo. SEMO 99, Missouri State 94

A corner 3-pointer by SEMO's Eric Reed as the shot clock expired with 11 seconds remaining sealed a 99-94 opening-night win for the Redhawks.

The Bears got 28 points and 15 rebounds from Gaige Prim who played with four fouls down the stretch to keep the home squad close in the final minutes. Newcomer Donovan Clay also added 20 points in his MSU debut.

In fact, offensively the Bears scored their most points on opening night since 2016, firing at a 51.7-percent clip from the field and committing just seven turnovers. But the Redhawks shot 57.1 percent overall and had five players score in double figures, including 21 by Reed and 19 from Chris Harris.

There were 51 free throws in the second half alone with neither team getting into a true rhythm. Clay's free throw with 7:37 remaining tied the game, 77-77, but SEMO quickly regained the advantage with a layup from Nygal Russell and eight consecutive made free throws in crunch time. Manny Patterson's 3-point play just prior to the under-four break matched the visitors' biggest lead of the night, 88-80.

MSU would get within 90-86 on a put-back by Prim at the three-minute mark, but Nana Akenten's triple shortly thereafter pushed the visitors ahead 95-87 at 1:22.

But the Bears' best push of the second half followed with Isaiah Mosley igniting a 7-1 run for Missouri State at a critical juncture. Mosley's two free throws were followed by a layup from Dawson Carper before Demarcus Sharp drained a trey from the left corner to make it 96-94 with 43 seconds to play.

In the deciding moments, perhaps MSU's best defensive stand of the night was spoiled on Reed's desperation attempt to beat the shot clock that found its mark and handed the Bears just their third home-opening loss of the team's Division I era.

Joining Prim and Clay in double figures for the Bears was Mosley with 16 points and newcomer Jaylen Minnett with 14. Prim and Ja'Monta Black dished out three assists apiece while Prim registered his 19th career double-double.

MSU finished 7-of-26 (.269) from long range with Minnett tossing in four bonus balls and Sharp hitting two. The Bears were out-rebounded, 33-30.

SEMO was 8-of-19 (.421) from long range with two of its three second-half triples coming in clutch spots. The Redhawks were also 27-of-34 (.794) at the stripe in a game that saw 48 fouls called between the squads.

Clay, who finished 8-for-10 from the field on the night, led all scorers in the first half with 13 points, but SEMO took a 45-41 lead into the intermission. The Bears led just three times in the game, including 58-56 on a Minnett 3-pointer.

SEMO 99, Missouri State 94

JQH Arena, Springfield, Mo. (Attendance 4,190)

SEMO (1-0)	FG	3Pt	FT	OR DR	Reb	PF	Pts.	A	TO	Bk	St	Min
Sam Thompson, f.....	2-2	0-0	1-2	0	0	0	3	5	0	1	0	10
Phillip Russell, g.....	0-5	0-2	3-4	0	3	3	3	2	1	0	1	25
Eric Reed, Jr., g.....	6-13	2-5	7-7	1	1	2	2	21	0	3	0	35
Chris Harris, g.....	7-10	0-1	5-9	0	3	3	2	19	4	3	0	35
Nana Akenten, g.....	5-7	3-4	0-0	0	3	3	4	13	1	0	1	21
Chase Thompson.....	1-3	1-3	1-2	0	1	1	2	4	0	0	0	9
Manny Patterson.....	2-5	0-0	7-7	3	4	7	4	11	0	1	0	18
DQ Nicholas.....	1-2	0-1	2-2	0	4	4	2	4	1	1	1	19
Parker Long.....	2-2	1-1	0-0	0	0	0	0	5	0	1	0	5
Nygal Russell.....	6-6	1-1	1-1	0	6	6	4	14	2	0	0	18
Dylan Branson.....	0-1	0-1	0-0	0	0	0	0	0	0	0	0	5
TEAM.....				1	3	4						Deadball: 3

Totals..... 32-56 8-19 27-34 5 28 33 26 99 10 11 2 6 200
Percentages: Field Goal .571, 3-Point FG .421, Free Throw .794.

MISSOURI STATE (0-1)	FG	3Pt	FT	OR DR	Reb	PF	Pts.	A	TO	Bk	St	Min
Donovan Clay, f.....	8-10	1-2	3-5	2	2	4	3	20	2	0	0	36
Gaige Prim, f.....	8-11	0-1	12-16	4	11	15	4	28	3	1	1	32
Demarcus Sharp, g.....	4-10	2-4	2-4	0	2	2	4	12	2	2	0	26
Isiah Mosley, g.....	5-10	0-4	6-6	1	1	2	4	16	1	1	0	30
Ja'Monta Black, g.....	1-3	0-2	0-0	0	4	4	2	2	3	1	0	29
Isaac Haney.....	0-2	0-0	0-0	0	1	1	1	0	0	0	0	4
Jaylen Minnett.....	4-10	4-9	2-2	0	1	1	3	14	1	2	0	31
Lu'cye Patterson.....	0-3	0-2	0-2	0	1	1	0	0	1	0	0	10
Dawson Carper.....	1-1	0-0	0-0	0	0	0	1	2	0	0	1	2
TEAM.....				0	0	0						Deadball: 4

Totals..... 31-60 7-26 25-35 7 23 30 22 94 13 7 1 6 200

Percentages: Field Goal .517, 3-Point FG .269, Free Throw .714.

Halftime: SEMO 45, MSU 41; Officials: Winston Stith, Kevin Driver, Boyd Copeland.

Technical Fouls: SEMO (Patterson).

Score by Periods.....	1st	2nd	Total
SEMO.....	45	54	99
Missouri State.....	41	53	94

GAME 2

November 13, 2021, JQH Arena, Springfield, Mo. Missouri State 78, Alabama State 60

Led by a career-high 31 points from Isaiah Mosley, Missouri State never trailed en route to a 78-60 win over visiting Alabama State.

The Bears also got 16 points from Ja'Monta Black, including four 3-pointers, while Gaige Prim tallied his 20th career double-double with 11 points and 14 rebounds.

Demarcus Sharp also pitched in 8 assists to the winning cause, matching a career high.

After leading by 13 at the half, the Bears rallied behind a triple by Black and layup from Mosley to push ahead 49-32 before the first media timeout of the final stanza.

The Hornets would go on a 14-6 run over the next five minutes to cut their deficit to nine but would get no closer. Mosley and Sharp stopped the bleeding before Black buried his fourth try of the evening to regain a comfortable advantage for the home side, 62-46.

Down the stretch, a 3-pointer by Mosley with 1:45 to play pushed him over 30 points for the first time in his career and marked the 96th time in program history a Bear achieved that scoring milestone.

Black's free throws on Missouri State's next possession gave the Bears their biggest lead of the night, 76-55.

Alabama State was led by Gerald Liddell who racked up 14 points off the bench for the visitors, while Kenny Strawbridge posted 12 points for ASU, which shot just 38.7 percent from the field and committed 16 turnovers.

For the game, Missouri State shot 27-of-63 (.429) overall, 8-of-30 (.267) from long range and an impressive 16-for-19 (.842) at the line with a 44-33 rebounding advantage.

Bears head coach Dana Ford also picked up his 50th Missouri State victory on the evening, making the fourth-year sideline boss the 11th MSU head coach to reach that milestone.

In the opening half, the Bears shot 52 percent and got 18 points from Mosley to lead 42-29 at the intermission. Mosley hit three triples, and Missouri State out-rebounded the Hornets, 19-14 in the opening 20 minutes.

Missouri State 78, Alabama State 60

JQH Arena, Springfield, Mo. (Attendance 3,922)

ALABAMA ST. (0-3)	FG	3Pt	FT	OR DR	Reb	PF	Pts.	A	TO	Bk	St	Min
Trace Young, f.....	0-4	0-4	1-2	0	3	3	3	1	2	0	2	23
Jordan O'Neal, f.....	5-9	0-0	1-2	1	3	4	4	11	0	1	2	22
Juan Reyna, g.....	4-9	2-3	0-0	0	5	5	2	10	1	1	0	32
Kenny Strawbridge, g.....	5-10	0-1	2-3	0	2	3	3	12	1	3	0	32
Isaiah Range, g.....	2-9	1-4	0-0	0-6	6	3	5	0	6	0	2	31
Gerald Liddell.....	6-13	0-2	2-3	1	2	3	4	14	1	1	0	30
Michael Barber.....	0-0	0-0	2-2	0	0	0	1	2	0	1	0	6
Jayme Mitchell.....	0-2	0-1	0-0	0	1	1	2	0	0	1	0	10
Christian McCray.....	1-2	0-1	0-0	1	0	1	0	2	1	1	0	7
Kevin Stewart.....	1-4	1-3	0-0	1	0	1	0	3	0	0	0	7
TEAM.....				5	2	7						Deadball: 2 1

Totals..... 24-62 4-19 8-12 9 24 33 22 60 6 16 4 7 200

Percentages: Field Goal .387, 3-Point FG .211, Free Throw .667.

MISSOURI STATE (1-1)	FG	3Pt	FT	OR DR	Reb	PF	Pts.	A	TO	Bk	St	Min
Donovan Clay, f.....	3-10	0-2	0-0	4	4	8	1	6	0	3	0	21
Gaige Prim, f.....	4-6	0-0	3-5	4	10	14	2	11	1	2	5	31
Demarcus Sharp, g.....	1-4	0-2	2-2	1	1	2	0	4	8	2	1	34
Isiah Mosley, g.....	12-22	4-10	3-3	1	4	5	2	31	0	1	0	31
Ja'Monta Black, g.....	5-12	4-11	2-3	0	3	3	2	16	1	2	0	29
Isaac Haney.....	0-0	0-0	2-2	0	2	2	0	2	2	0	1	12
Keaton Hervey.....	0-4	0-3	2-2	2	1	3	3	2	1	1	0	21
Lu'cye Patterson.....	1-3	0-2	0-0	0	0	0	2	2	0	0	0	12
Dawson Carper.....	1-2	0-0	2-2	1	2	3	0	4	0	0	1	9
TEAM.....				0	4	4						Deadball: 2 1

Totals..... 27-63 8-30 16-19 13 31 44 12 78 13 14 7 9 200

Percentages: Field Goal .429, 3-Point FG .267, Free Throw .842.

Halftime: MSU 42, ASU 29; Officials: Gary Maxwell, Antinio Petty, Brooks Wells.

Score by Periods.....	1st	2nd	Total
Alabama Stte.....	29	31	60
Missouri State.....	42	36	78



GAME 3

November 17, 2021, Johnson Coliseum, Huntsville, Texas Missouri State 77, Sam Houston 55

Isiah Mosley led four Bears in double figures with 21 points, while Gaige Prim added 17 points and 13 rebounds to lead Missouri State past Sam Houston, 77-55, in non-conference play.

Missouri State also got 15 points from Ja'Monta Black and 11 from Keaton Hervey in the road win while shooting 59.1 percent in the second half.

The victory was far from easy, but the Bears used a pair of timely second-half surges to extend their 11-point halftime lead. Just four minutes into the second half, Mosley scored all nine Missouri State points over a three-minute stretch as part of a 9-3 spurt to extend the visitors' lead to 43-26.

Midway through the second, Sam Houston capitalized on a flurry of MSU fouls and a triple by Jarren Cook as part of a 6-0 run to trim MSU's advantage to 51-40 with 11:13 to play. But the Bears' best run of the young season ensued with a 17-2 outburst over a five-minute stretch put the game away.

Black hit two treys during that critical stretch, while Prim scored four up close. When the dust settled, The Bears led 68-42 with just over five minutes remaining.

Coach Dana Ford's Missouri State squad was 26-of-55 (.473) from the field and 8-for-20 (.400) from long range. The Bears were near-perfect at the stripe, converting 17-for-18 (.944) free throws, while out-rebounding the Bearkats, 39-33.

Sam Houston (1-2) was led by Savion Flagg and Jarren Cook with 12 points apiece. The Bearkats made 20-of-62 (.323) field goals and matched Missouri State's eight 3-pointers (8-for-23) while going 7-of-12 (.583) at the line.

The home side, which came into the game leading the nation in offensive rebounds, grabbed 16 on the offensive end, leading to 11 second-chance points.

In the first half, Missouri State overcame a 2-for-12 start from the field and an early four-point deficit to lead 33-22 at the midway point. Black and Hervey scored 9 and 8 points, respectively in the opening 20 minutes.

Midway through the half, Mosley ignited a key 10-0 run for the visitors to push the Bears ahead 18-11 at the 8:28 mark. Five different players got into the scoring during the run. Later, a steal and layup by Demarcus Sharp gave MSU its biggest lead of the half, 28-16 with just over three minutes left in the stanza.

After Sam Houston clawed back within 28-22 on a pair of 3-pointers, Hervey scored Missouri State's last five points of the half, including a clutch corner trey.

Missouri State 77, Sam Houston 55

Johnson Coliseum, Huntsville, Texas (Attendance 741)

MISSOURI STATE (2-1)	FG	3Pt	FT	ORDR	Reb	PF	Pts.	A	TO	Bk	St	Min	
Donovan Clay, f.....	2-6	0-1	0-0	2	0	2	3	4	3	2	1	2	32
Gaige Prim, f.....	6-11	0-0	5-6	7	6	13	1	17	2	2	0	0	32
Demarcus Sharp, g.....	2-5	0-1	0-0	0	5	5	0	4	3	0	0	1	19
Isiah Mosley, g.....	6-12	1-2	8-8	0	5	5	4	21	1	3	0	0	23
Ja'Monta Black, g.....	5-10	3-8	2-2	0	4	4	1	15	0	0	0	0	36
Isaac Haney.....	1-1	1-1	0-0	0	1	1	0	3	0	0	0	0	3
Keaton Hervey.....	4-8	3-7	0-0	0	2	2	2	11	1	0	0	0	24
Nic Tata.....	0-0	0-0	0-0	0	1	1	1	0	0	0	0	0	3
Lu'cye Patterson.....	0-2	0-0	2-2	1	0	1	3	2	2	5	1	0	22
Dawson Carper.....	0-0	0-0	0-0	0	0	0	4	0	1	3	0	0	6
TEAM.....				2	3	5							

Totals.....26-55 8-20 17-18 12 27 39 19 77 13 15 2 3 200
Percentages: Field Goal .473, 3-Point FG .400, Free Throw .944.

SAM HOUSTON (1-2)	FG	3Pt	FT	ORDR	Reb	PF	Pts.	A	TO	Bk	St	Min	
Tristan Ikpe, f.....	3-6	0-0	1-2	1	4	5	1	7	1	1	2	0	27
Savion Flagg, g.....	4-14	2-8	2-4	1	5	6	1	12	2	7	0	1	31
Demarcus Lampley, g.....	3-9	1-2	0-0	0	1	1	1	7	0	0	0	1	33
Javion May, g.....	1-4	0-1	0-0	2	2	4	2	2	0	0	0	1	13
Donte Powers, g.....	3-11	0-2	0-0	2	0	2	1	6	1	1	1	0	32
Javon Grant.....	1-2	1-2	1-2	0	0	0	0	4	1	0	0	0	2
Jarren Cook.....	4-7	4-6	0-0	1	1	2	1	12	0	1	0	0	22
Damon Nicholas Jr.	0-4	0-1	2-2	2	0	2	2	2	0	0	0	0	8
Jaden Ray.....	0-2	0-1	0-0	0	1	1	1	0	0	1	0	1	12
Kevin Martina.....	0-0	0-0	1-2	0	0	0	0	1	0	0	0	0	2
Kian Scroggins.....	1-3	0-0	0-0	3	2	5	4	2	0	1	0	0	15
Kuba Karwowski.....	0-0	0-0	0-0	0	0	0	0	0	0	1	1	0	3
TEAM.....				4	1	5		Deadball: 3					

Totals.....20-62 8-23 7-12 16 17 33 14 55 5 15 4 4 200
Percentages: Field Goal .323, 3-Point FG .348, Free Throw .583.

Halftime: MSU 33, SHSU 22; Officials: Brad Ferrie, Marquis Pettigrew, Larry Spauldey. Technical Fouls: SHSU (Bench).

Score by Periods	1st	2nd	Total
Missouri State.....	33	44	77
Sam Houston.....	22	33	55

GAME 4

November 22, 2021, Moe Kent Family Field House, Naples, Fla. Missouri State 92, Long Beach State 66

A 23-0 run over a seven-minute stretch in the first half helped Missouri State roll to a 92-66 victory over Long Beach in the opening round of the Naples Invitational.

Isiah Mosley led all scorers with 23 points, while Gaige Prim added 20 for the Bears who shot 57 percent from the field and led by 20 points or more for the game's final 25 minutes. Keaton Hervey also scored in double-figures for the Bears with 10 points.

During the key first-half outburst, the Bears got five 3-pointers from four different players and parlayed a 28-20 advantage into a commanding 51-20 lead seven minutes later. All Long Beach State could do during MSU's run was keep firing, but eight straight misses followed a Jadon Jones three at the 8:54 mark, while MSU kicked it into high gear. Ja'Monta Black and Mosley combined to splash home three triples in less than a minute, and the Bears closed out the half by making 10 of their final 13 field goal attempts to lead 55-25 at the intermission.

Missouri State was 21-of-31 (.677) from the field in the opening half with nine 3-pointers, while holding the 49ers to just 9-of-29 (.310) overall.

In the second half, the 49ers got to the foul line 26 times which gave them an opportunity to get back in the game. In fact, LBSU used token full-court pressure and a 13-1 scoring run midway through the final stanza to get within 71-48. A pair of triples by Jones sparked the Long Beach stretch, but Mosley got the Bears back on track at the 9:44 mark with a patented acrobatic scoring move to end the run.

Mosley was 10-of-17 from the field with 5 rebounds, while Demarcus Sharp posted team highs with 6 rebounds and 4 assists.

The Bears were 32-of-56 overall from the field with a season-high 12 3-pointers on 22 attempts (.545). MSU was also 16-for-21 (.762) at the line with 18 assists from 9 different players.

Long Beach State, which led 11-8 four minutes into the game, finished 19-for-56 (.339) overall, 9-of-24 (.375) from distance and 19-for-32 (.594) at the foul line. The 49ers out-rebounded the Bears, 33-30, with 11 offensive caroms and 16 second-chance points.

Joe Hampton had 15 points for Long Beach State, while Jones added 12.

Missouri State 92, Long Beach State 66

Moe Kent Family Fieldhouse, Naples, Fla. (Attendance 378)

LONG BEACH ST. (1-3)	FG	3Pt	FT	ORDR	Reb	PF	Pts.	A	TO	Bk	St	Min	
Jordan Roberts, f.....	2-5	0-1	0-0	1	0	1	4	0	1	0	0	14	
Joe Hampton, f.....	3-9	2-2	7-10	2	1	3	5	15	0	3	0	1	19
Drew Cobb, g.....	2-3	2-2	0-0	0	3	3	0	6	1	1	0	0	19
Joel Murray, g.....	0-6	0-1	0-0	1	1	2	1	0	4	2	0	0	16
Colin Slater, g.....	1-5	0-3	2-4	0	2	2	0	4	1	0	0	0	20
RJ Rhoden.....	0-1	0-0	0	2	2	2	0	0	1	0	0	10	
Eddie Scott.....	0-2	0-1	0-1	0	0	0	0	0	0	1	0	1	14
Jadon Jones.....	4-7	4-6	0-0	2	3	5	3	12	1	0	0	0	15
Romelle Mansel.....	2-3	0-1	5-7	1	3	4	5	9	2	1	0	0	15
AJ Neal.....	0-4	0-4	2-4	0	0	0	2	2	0	0	0	0	14
Aboubacar Traore.....	4-7	0-0	1-4	3	4	7	1	9	0	3	2	4	23
Tobias Rotegaard.....	1-4	1-3	2-2	0	0	0	1	5	0	0	0	0	16
Jeffrey Yan.....	0-0	0-0	0-0	0	0	0	0	0	0	0	0	0	5
TEAM.....				1	3	4							Deadball: 12

Totals.....19-56 9-24 19-32 11 22 33 21 66 9 13 2 6 200
Percentages: Field Goal .339, 3-Point FG .375, Free Throw .594.

MISSOURI STATE (3-1)	FG	3Pt	FT	ORDR	Reb	PF	Pts.	A	TO	Bk	St	Min	
Donovan Clay, f.....	4-6	1-2	0-0	0	5	5	1	9	2	2	1	1	28
Keaton Hervey, f.....	3-4	2-2	2-2	3	2	5	4	10	2	2	0	1	21
Gaige Prim, f.....	6-11	1-1	7-8	0	3	3	4	20	1	2	1	0	25
Demarcus Sharp, g.....	1-1	0-0	1-2	0	6	6	1	3	4	0	0	2	13
Ja'Monta Black, g.....	2-5	2-5	0-0	0	1	1	1	6	3	0	0	0	29
Isiah Mosley.....	10-17	3-5	0-1	2	3	5	1	23	3	2	0	0	29
Isaac Haney.....	0-0	0-0	2-2	0	0	0	2	2	1	0	0	0	5
Jaylen Minnett.....	3-7	2-6	0-0	0	0	0	1	8	1	1	0	1	17
Nic Tata.....	1-2	1-1	0-0	0	0	0	1	3	0	0	0	0	5
Lu'cye Patterson.....	2-2	0-0	4-6	0	2	2	2	8	1	0	0	1	19
Dawson Carper.....	0-1	0-0	0-0	0	1	1	2	0	0	1	1	0	9
TEAM.....				0	2	2							Deadball: 4

Totals.....32-56 12-22 16-21 5 25 30 20 92 18 10 3 6 200
Percentages: Field Goal .571, 3-Point FG .545, Free Throw .762.

Halftime: MSU 55, LB 25; Officials: Shane Staggs, Tyler Kumph, Jon Campbell.

Score by Periods	1st	2nd	Total
Long Beach State.....	25	41	66
Missouri State.....	55	37	92



GAME 5

November 23, 2021, Moe Kent Family Field House, Naples, Fla. ETSU 77, Missouri State 76

A 15-foot jumper by East Tennessee's David Sloan with 2.5 seconds remaining lifted the Buccaneers past Missouri State, 77-76, in the Naples Invitational semifinals.

The Bears had taken the lead moments earlier when Demarcus Sharp drove left and beat the shot clock with a leaning layup to give Missouri State a 76-75 advantage. With a foul to give, the Bears elected to use it with 8.9 seconds to play, which resulted in an ETSU timeout to set up the winning play.

The game was a thriller throughout with all the makings of a championship bout. There were 22 lead changes on the night with the two teams combining for 26 3-point baskets.

Missouri State got 18 points from Isaiah Mosley, 17 from Gaige Prim and 17 from Jaylen Minnett while shooting 56 percent from the field on 28-of-50 field goal attempts. Minnett was 5-for-5 from 3-point range on the evening.

Sloan let four Buccaneers in double figures with 20 points.

After trailing by one at the half, Missouri State came out of the locker room firing with a triple from Donovan Clay, who finished with 10 points, and a jumper by Prim to give MoState a 48-45 advantage. But over the next four minutes, the Buccaneers drained three 3-pointers, all coming on the heels of clutch Bears buckets.

Unable to gain separation either way, the lead see-sawed back and forth nine times in the game's final 10 minutes with Minnett draining two go-ahead 3-pointers, and Mosley splashing home another. With 4:39 left in the game, Mosley's fourth trey of the game put the Bears ahead 72-68 and seemed to finally give the Bears the extra push they needed.

But moments later, ETSU got the break of the night when 6-foot-9 reserve Charlie Weber hit his only three of the game to make it a one-point contest. On the play, Mosley was whistled for his fourth personal foul while the shot was in the air, keeping possession with the Buccaneers. ETSU capitalized moments later with a jumper from Ledarius Brewer that completed the five-point swing and give the Buccaneers a 73-72 lead.

The Bears regained the lead on a turn-around jumper from Prim with 2:06 to play, but Sloan's floater with 62 seconds to go gave it back to East Tennessee.

In the final minute, the Bears got their last dose of magic on the night when Mosley fed a cutting Sharp for the go-ahead layup at the 28-second mark in advance of Sloan's last-second shot for ETSU that pushed the SoCon squad into Wednesday's championship game against Kent State.

ETSU 77, Missouri State 76

Moe Kent Family Fieldhouse, Naples, Fla. (Attendance 317)

MISSOURI STATE (3-2)	FG	3Pt	FT	ORDR	Reb	PF	Pts.	A	TO	Bk	St	Min	
Donovan Clay, f.....	3-6	2-3	2-2	0	3	3	3	10	0	1	1	2	30
Gaige Prim, f.....	7-10	0-0	3-5	2	6	8	1	17	5	0	1	1	32
Demarcus Sharp, g.....	2-2	0-0	0-0	1	3	4	2	4	7	3	0	0	26
Isiah Mosley, g.....	6-17	4-8	2-2	0	3	3	4	18	0	3	0	2	36
Ja'Monta Black, g.....	1-2	1-2	0-0	0	0	0	0	3	1	0	0	0	18
Jaylen Minnett.....	6-6	5-5	0-0	0	1	1	1	17	2	0	0	0	25
Keaton Hervey.....	3-6	1-2	0-0	0	0	0	0	7	1	1	1	0	22
Lu'cye Patterson.....	0-1	0-1	0-0	0	0	0	1	0	0	0	0	0	11
TEAM.....				1	1	2		Deadball: 0	1				

Percentages: Field Goal .560, 3-Point FG .619, Free Throw .778.

ETSU (3-2)	FG	3Pt	FT	ORDR	Reb	PF	Pts.	A	TO	Bk	St	Min	
Silas Adheke, f.....	1-4	0-1	0-0	1	0	1	3	2	1	2	0	0	15
Ty Brewer, f.....	4-9	4-5	0-0	1	4	5	0	12	2	0	1	3	34
Jordan King, g.....	5-6	4-5	0-0	0	1	1	1	14	3	2	0	1	29
David Sloan, g.....	8-12	2-6	2-2	0	3	3	2	20	6	3	0	0	33
Ledarius Brewer, g.....	6-13	2-5	0-0	1	3	4	1	14	0	3	0	1	27
Mohab Yasser.....	2-2	0-0	0-0	1	1	2	1	4	0	1	1	0	16
Kordell Charles.....	0-1	0-1	0-0	0	2	2	0	0	0	0	0	0	4
Jaden Seymour.....	2-3	0-1	1-2	1	0	1	0	5	0	0	0	0	4
Vonnice Patterson.....	0-2	0-1	0-0	2	2	4	1	0	1	0	0	0	15
Charlie Weber.....	2-5	1-3	1-2	1	1	2	3	6	2	0	0	1	23
TEAM.....				1	1	2							
							Deadball: 5						
Totals.....	30-57	13-28	4-6	9	18	27	12	77	15	11	2	6	200

Percentages: Field Goal .526, 3-Point FG .464, Free Throw .667.

Halftime: ETSU 45, MSU 43; Officials: Shane Staggs, Tyler Kumph, Roland Simmons.

Score by Periods	1st	2nd	Total
Missouri State.....	43	33	76
ETSU.....	45	32	77

GAME 6

November 24, 2021, Moe Kent Family Field House, Naples, Fla. Missouri State 72, George Washington 54

Led by 20 points from Gaige Prim, Missouri State dispatched George Washington, 72-54, here Wednesday in the third-place game of the Naples Invitational.

Prim finished 9-of-17 from the field with a game-high 9 rebounds. He was supplemented by teammates Jaylen Minnett with 16 points and Ja'Monta Black with 14. Minnett and Black hit four 3-pointers apiece, while Lu'Cye Patterson dished out a game-high 5 assists in 25 minutes of action.

The Bears held the Colonials to 37.9 percent from the field and 14 turnovers.

After leading by 13 at the midway point, the Bears saw GW go on a 10-4 run to start the second half to pull within 36-29 just four-and-a-half minutes into the final period. Missouri State then reeled off a decisive 12-0 run in the span of about 90 seconds, capitalizing on a pair of George Washington technical fouls and getting five tallies from Black during the run.

The Colonials got a free throw to break up the MSU run, but Missouri State quickly jumped back into the saddle. The Bears reeled off eight more unanswered points on a jumper from Minnett, a triple from Black and another trey from Minnett to make it 56-30 with 10:33 to play, MoState's largest lead of the game.

The Bears cleared the bench down the stretch and got four points from Dawson Carper to push the maroon side over 70 points for the sixth time in six games.

Missouri State finished 26-of-61 (.426) from the field, 8-for-22 (.364) from bonus range and 12-for-15 (.800) at the line with a 39-32 rebounding advantage.

GW was led by 17 points from James Bishop who hit three 3-pointers, while Joe Bamisile and Noel Brown tallied 12 apiece for the Colonials.

After a pair of lead changes in the game's early going, Missouri State finally gained the lead for good eight minutes into the first half on back-to-back 3-pointers from Minnett that made it an 18-12 contest. Donovan Clay then took over, scoring MSU's next six points.

The final eight minutes of the opening stanza belonged exclusively to the Bears, outscoring GW by a 14-5 margin down the stretch with Prim accounting for eight points in that span before the intermission.

Missouri State out-rebounded the Colonials by a 24-12 margin in the first half, while holding the A-10 squad to just 8-of-26 (.308) from the field.

Missouri State 72, George Washington 54

Moe Kent Family Fieldhouse, Naples, Fla. (Attendance 137)

MISSOURI STATE (4-2)	FG	3Pt	FT	OR DR	Reb	PF	Pts.	A	TO	Bk	St	Min	
Donovan Clay, f.....	2-4	0-0	2-2	1	2	3	0	6	0	0	0	1	30
Keaton Hervey, f.....	0-1	0-1	0-0	0	2	2	1	0	0	2	1	0	18
Gaige Prim, f.....	9-17	0-1	2-3	3	6	9	2	20	1	3	3	1	30
Isiah Mosley, g.....	2-8	0-0	3-4	2	5	7	1	7	3	2	0	1	26
Ja'Monta Black, g.....	5-11	4-9	0-0	0	5	5	1	14	1	1	0	1	29
Isaac Haney.....	0-3	0-0	0	2	2	0	0	0	0	0	0	1	10
Jaylen Minnett.....	5-7	4-6	2-2	0	3	3	0	16	2	1	0	0	20
Nic Tata.....	0-2	0-1	0-0	0	1	1	1	0	0	0	0	0	4
Lu'cye Patterson.....	1-4	0-1	3-4	1	1	2	3	5	5	2	0	1	25
Dawson Carper.....	2-4	0-1	0-0	1	0	1	0	4	0	0	0	0	8
TEAM.....				2	2	4							

Percentages: Field Goal .426, 3-Point FG .364, Free Throw .800.

G.WASHINGTON (2-6)	FG	3Pt	FT	ORDR	Reb	PF	Pts.	A	TO	Bk	St	Min	
Noel Brown, c.....	5-8	0-0	2-2	1	3	4	4	12	0	3	0	1	20
Joe Bamisile, g.....	5-11	2-6	0-0	1	6	7	4	12	1	3	0	0	27
Brayon Freeman, g.....	0-3	0-1	0-0	0	1	1	2	0	3	2	0	1	29
Brendan Adams, g.....	2-9	0-4	0-0	0	3	3	2	4	1	1	0	1	28
James Bishop, g.....	6-17	3-9	2-2	1	1	2	3	17	2	1	0	0	37
Amir Harris.....	0-0	0-0	0-0	0	0	0	0	0	1	0	0	0	6
Ricky Lindo Jr.....	2-4	0-0	1-2	1	5	6	2	5	1	3	0	1	29
Bryan Knapp.....	0-0	0-0	0-0	0	0	0	0	0	0	0	0	0	1
Hunter Dean.....	0-3	0-0	0-0	0	2	2	2	0	0	1	1	1	16
Qwanzi Samuels.....	1-1	0-0	0-0	1	1	2	0	2	0	0	0	0	2
Daniel Nixon.....	0-0	0-0	0-0	0	1	1	0	0	1	0	0	0	2
Miles Gally.....	1-1	0-0	0-1	0	0	0	0	2	0	0	0	0	2
Theofanis Stamoulis.....	0-1	0-1	0-0	0	0	0	0	0	0	0	0	0	1
TEAM.....				1	3	4							
							Deadball: 2						

Percentages: Field Goal .379, 3-Point FG .238, Free Throw .714.

Halftime: MSU 32, GW 19; Officials: Nick Meyer, Jon Campbell, Shane Staggs.

Technical Fouls: GW (2) - Brendan Adams; Team.

Score by Periods	1st	2nd	Total
Missouri State.....	32	40	72
George Washington.....	19	35	54



GAME 7

December 1, 2021, Redbird Arena, Normal, Ill.
Illinois State 79, Missouri State 74 (ot)

Gaige Prim scored 27 points and snagged 12 rebounds, but it wasn't quite enough as Missouri State dropped a 79-74 decision in overtime at Illinois State in the Missouri Valley Conference opener for both squads.

Prim finished 13-for-15 from the field en route to the 22nd double-double of his career.

The Bears (4-3, 0-1) led 62-53 with 4:14 left in regulation after Jaylen Minnett buried his third 3-pointers of the ball game. But a quick-striking Redbirds squad closed the gap to 62-61 just two minutes later with a layup from Ryan Schmitt and back-to-back 3-pointers by Kendall Lewis and Antonio Reeves.

MSU's Isiah Mosley quieted the crowd of just under 3,000 with a layup on MSU's next trip to give the Bears a three-point cushion, but Illinois State (4-4, 1-0) knocked down another triple, this time by Josiah Strong, with 38 seconds remaining to tie the game and force overtime.

"We didn't execute down the stretch," said Bears head coach Dana Ford. "We were not assignment correct in transition and that really hurt us."

Reeves, who finished with 22 points, then took over, scoring ISU's first seven points in the extra period and putting the home squad up 71-66 with just 90 seconds left.

Lu'Cye Patterson, who handled the point most of the night for the Bears, hit a layup, a jumper and a pair of free throws to get Missouri State within 75-72 with 25 seconds remaining in overtime. But the home side was ready for the challenge, making 6-of-7 free throws in the clutch to take the conference win.

Strong added 21 points for the Redbirds while going 5-of-8 from 3-point range. Reeves was 4-for-5 from bonus distance.

Missouri State finished 31-of-68 (.456) from the field, 7-for-25 (.280) from long range and 5-of-6 (.833) at the line with a 35-31 rebounding advantage.

Mosley added 12 points and 9 rebounds for the Bears, with Patterson dumping in a career-high 10 points.

The Redbirds finished 26-of-57 (.456) overall, 13-for-23 (.565) from bonus range and 14-for-15 (.933) at the stripe with 16 turnovers.

Illinois State 79, Missouri State 74 (ot)

Redbird Arena, Normal, Ill. (Attendance 2,900)

MISSOURI STATE (4-3)	FG	3Pt	FT	OR DR	Reb	PF	Pts.	A	TO	Bk	St	Min
Donovan Clay, f.....	3-9	0-1	0-0	2	6	8	3	6	2	0	0	34
Keaton Hervey, f.....	2-4	0-2	3-4	0	0	0	2	7	0	0	0	23
Gaige Prim, f.....	13-15	1-1	0-0	4	8	12	1	27	2	6	1	38
Isiah Mosley, g.....	5-17	2-5	0-0	2	7	9	2	12	6	6	0	34
Ja'Monta Black, g.....	1-7	1-7	0-0	1	1	2	2	3	2	0	0	33
Jaylen Minnett.....	3-9	3-8	0-0	0	1	1	1	9	1	2	0	24
Lu'Cye Patterson.....	4-7	0-1	2-2	0	2	2	2	10	2	0	0	27
Dawson Carper.....	0-0	0-0	0-0	0	0	0	0	0	0	0	0	2
TEAM.....				0	1	1		Deadball: 2	2			

Totals..... 31-68 7-25 5-6 9 26 35 13 74 15 16 1 6 225
 Percentages: Field Goal .456, 3-Point FG .280, Free Throw .833.

ILLINOIS STATE (4-4)	FG	3Pt	FT	OR DR	Reb	PF	Pts.	A	TO	Bk	St	Min
Kendall Lewis, f.....	2-6	1-2	2-2	0	6	6	1	7	1	1	2	35
Ryan Schmitt, f.....	2-2	0-0	0-0	0	1	1	2	4	1	0	3	15
Mark Freeman, g.....	3-6	2-3	2-2	1	2	3	2	10	1	6	0	23
Howard Fleming Jr., g.....	2-4	1-2	0-1	1	4	5	4	5	5	4	0	30
Antonio Reeves, g.....	7-16	4-5	4-4	0	6	6	0	22	3	1	0	40
Sy Chatman.....	3-9	0-3	4-4	1	5	6	1	10	2	2	3	31
Josiah Strong.....	7-12	5-8	2-2	0	2	2	1	21	3	2	0	36
Emon Washington.....	0-2	0-0	0-0	0	0	0	0	0	0	0	0	6
Liam McChesney.....	0-0	0-0	0-0	1	1	2	0	0	0	0	1	9
TEAM.....				0	0	0		Deadball: 2				

Totals..... 26-57 13-23 14-15 4 27 31 11 79 16 16 9 10 225

Percentages: Field Goal .456, 3-Point FG .565, Free Throw .933.

Halftime: MSU 34, ILST 32; Officials: Tyler Kumph, Roland Simmons, Irvin Wilson.

Score by Periods.....	1st	2nd	OT	Total
Missouri State.....	34	30	10	74
Illinois State.....	32	32	15	79

GAME 8

December 4, 2021, JQH Arena, Springfield, Mo.
#12 Brigham Young 74, Missouri State 68

Led by 19 points from Jaylen Minnett, Missouri State gave visiting Brigham Young all it wanted here Saturday, but the No. 12-ranked Cougars survived a late surge from the home-standing Bears to emerge with a 74-68 decision.

The Bears also got 17 points from Gaige Prim, 16 from Lu'Cye Patterson and 8 rebounds from Donovan Clay to stay within striking distance most of the game.

BYU was led by Alex Barcello's 21 points, while Lucas Te'Jon scored 17.

The Cougars led 35-27 at the intermission, but reeled off six unanswered points to open the second half and take a 41-27 lead, its biggest of the day. Four minutes later, Minnett's fourth 3-pointer of the night got MSU back within 45-43 after the home side scratched and clawed its way to a 16-4 run.

BYU then turned to Te'Jon to carry the load midway through the half as he went on a personal 6-2 run to push BYU up 51-45. Moments later, during the under-12 media timeout, the Bears bench was whistled for a technical foul, which gave BYU a 52-45 advantage with 11:29 to play.

However, Dana Ford's Bears did not stop pushing, getting within 57-56 six minutes later on a layup by Prim and later making it a 61-60 contest after a driving layup from freshman Isaac Haney at the 3:20 mark. But each time the Bears got close to regaining the lead, the Cougars found a way to silence MoState's largest home gathering at JQH Arena since March of 2019 (7,006).

With 1:47 to play, Prim's put-back off a miss by Patterson made it a 63-62 contest before Barcello's elbow jumper 15 seconds later gave BYU a three-point cushion and ignited a timely 7-0 run by the Cougars. From there, the visitors made 7-of-10 free throws in the final minute and put the game away with physical play.

When the dust cleared, BYU emerged with a six-point victory, shooting 48.2 percent from the field on 27-for-56 attempts, and converting 70 percent from the line (14-of-20), with half its charity attempts coming in the final 38 seconds.

The Bears out-rebounded the Cougars, 39-34, after BYU came into the game ranked 15th nationally in rebounding margin.

Missouri State's bench accounted for 41 total points – 60 percent of the team's total – with Minnett making all five of MSU's 3-pointers. Patterson finished 8-of-10 from the field with 4 rebounds, while Haney scored 6 points and gathered 4 steals.

Entering the week at No. 12 in the AP poll and No. 13 in the coaches poll, BYU represented the highest-ranked non-conference foe ever to visit JQH Arena.

In the first half, BYU made five threes to lead by eight at the midway point. Missouri State led twice midway through the half, both on buckets by Patterson. Donovan Clay's layup with 9:29 remaining gave the Bears a 19-16 advantage.

(12) Brigham Young 74, Missouri State 68

JQH Arena, Springfield, Mo. (Attendance 7,006)

BRIGHAM YOUNG (7-1)	FG	3Pt	FT	OR DR	Reb	PF	Pts.	A	TO	Bk	St	Min
Caleb Lohner, f.....	3-6	0-1	4-6	1	5	6	4	10	0	2	0	24
Te'Jon Lucas, g.....	8-16	1-4	0-0	0	3	3	1	17	2	0	2	34
Alex Barcello, g.....	7-13	2-7	5-8	0	1	1	0	21	0	1	0	34
Trevin Knell, g.....	3-8	0-5	0-0	1	4	5	2	6	2	0	0	24
Seneca Knight, g.....	1-4	0-3	0-0	0	4	4	2	2	1	1	2	19
Hunter Erickson.....	0-2	0-0	0-0	0	0	0	4	0	0	2	0	14
Atiki Ally Atiki.....	0-0	0-0	0-0	0	0	0	0	0	0	0	0	3
Spencer Johnson.....	3-4	3-3	5-6	1	5	6	1	14	0	1	0	30
Fousseyni Traore.....	2-3	0-0	0-0	1	4	5	2	4	1	1	1	18
TEAM.....				1	3	4		Deadball: 3	1			

Totals..... 27-56 6-23 14-20 5 29 34 16 74 6 9 5 6 200
 Percentages: Field Goal .482, 3-Point FG .261, Free Throw .700.

MISSOURI STATE (4-4)	FG	3Pt	FT	OR DR	Reb	PF	Pts.	A	TO	Bk	St	Min
Donovan Clay, f.....	2-10	0-1	2-2	1	7	8	2	6	1	1	1	34
Keaton Hervey, f.....	1-4	0-2	0-0	0	2	2	0	2	0	0	0	22
Gaige Prim, f.....	6-13	0-0	5-5	3	3	6	4	17	1	2	0	27
Isiah Mosley, g.....	0-2	0-0	0-0	0	1	1	0	0	1	2	0	7
Ja'Monta Black, g.....	1-5	0-1	0-0	1	1	2	2	2	0	0	0	15
Isaac Haney.....	3-9	0-2	0-0	1	3	4	4	6	1	4	0	26
Jaylen Minnett.....	6-13	5-12	2-2	0	3	3	0	19	0	0	0	31
Lu'Cye Patterson.....	8-10	0-0	0-3	2	2	4	3	16	2	1	0	26
Dawson Carper.....	0-0	0-0	0-0	1	3	4	3	0	0	1	1	12
TEAM.....				4	1	5		Deadball: 1	1			

Totals..... 27-66 5-18 9-12 13 26 39 18 68 6 12 2 4 200

Percentages: Field Goal .409, 3-Point FG .278, Free Throw .750.

Halftime: BYU 35, MSU 27; Officials: Kelly Self, Randy Heimerman, Jeff Malham.

Technical Fouls: MSU (1), Bench; BYU (1) Lohner.

Score by Periods.....	1st	2nd	Total
Brigham Young.....	35	39	74
Missouri State.....	27	41	68



GAME 9

December 8, 2021, Jack Stephens Center, Little Rock, Ark. Missouri State 81, Little Rock 55

Missouri State's backcourt tandem of Ja'Monta Black and Isiah Mosley combined for 45 points, and the Bears knocked down 16 3-pointers en route to a dominant 81-55 road victory.

Black was 7-for-14 from long range to match his career high for threes and finish with 25 points — one shy of a career high set against Little Rock last season. Mosley added 21 points on 9-for-15 from the field.

MoState (5-4) shot 52 percent from the field, including an even 16-for-32 from long range — just one short of tying a school record for triples.

The Bears also got 17 points from Jaylen Minnett and 10 from Isaac Haney off the bench. Minnett dropped in four triples as part of the MSU air barrage, and Donovan Clay snagged 9 rebounds.

After leading by 14 at the half, it was Minnett who led the charge early in the final period, accounting for 11 of the visitors' first 13 points of the half. Back-to-back triples from Minnett and Haney gave Missouri State a 58-37 lead with 12:39 remaining.

The Trojans (4-6) would whittle the MSU lead to 16 two possessions later, but would get no closer the rest of the night. Mosley led an 11-2 Bears run late in the half with eight points and an assist to Black for his sixth trey.

Black finished with Missouri State's final eight points of the night, including his seventh 3-pointer that gave the visitors their biggest lead of the night, 81-52 with 22 seconds to play.

The Bears made all five free throw attempts on the evening, were 30-of-58 (.517) overall and out-rebounded Little Rock by a 39-28 margin with just 12 turnovers.

Little Rock got 15 points and 5 assists from Marko Lukic off the bench, while Isaiah Palermo scored 12 and snagged 7 rebounds.

In the first half, Black erupted for 17 points on five triples to push the Bears ahead 42-28 at the intermission. Missouri State had seven straight defensive stops to open the game and take a 14-0 lead at the game's onset.

The Trojans were scoreless for nearly eight minutes, before they used a 10-3 run midway through the opening half to get within 17-10. But, 3-pointers by Black and Keaton Hervey pushed the visitors ahead by double figures once again, leading by as many as 17 after back-to-back buckets from Mosley late in the period.

Missouri State 81, Little Rock 55

Jack Stephens Center, Little Rock, Ark. (Attendance 1,057)

MISSOURI STATE (5-4)	FG	3Pt	FT	ORDR	Reb	PF	Pts.	A	TO	Bk	St	Min	
Donovan Clay, f.....	0-1	0-1	0-0	1	8	9	1	0	4	0	2	1	24
Gaige Prim, f.....	0-3	0-1	0-0	2	3	5	1	0	2	2	1	1	10
Isiah Mosley, g.....	9-15	1-3	2-2	0	6	6	3	21	3	2	0	2	28
Ja'Monta Black, g.....	9-17	7-14	0-0	1	5	6	0	25	1	2	0	0	29
Lu'cye Patterson, g.....	1-4	0-1	0-0	0	2	2	1	2	3	2	0	0	36
Isaac Haney.....	3-4	2-3	2-2	0	4	4	3	10	2	3	0	0	21
Jaylen Minnett.....	6-9	4-6	1-1	0	3	3	2	17	3	0	0	1	25
Keaton Hervey.....	2-4	2-3	0-0	1	0	1	0	6	1	0	0	1	25
Dawson Carper.....	0-1	0-0	0-0	0	1	1	0	0	0	0	0	0	2
TEAM.....				2	0	2		Deadball: 1	1				

Totals..... 30-58 16-32 5-5 7 32 39 11 81 19 12 3 6 200
Percentages: Field Goal .517, 3-Point FG .500, Free Throw 1.000.

LITTLE ROCK (4-6)	FG	3Pt	FT	ORDR	Reb	PF	Pts.	A	TO	Bk	St	Min	
Donovan Clay, f.....	0-1	0-1	0-0	1	8	9	1	0	4	0	2	1	24
Gaige Prim, f.....	0-3	0-1	0-0	2	3	5	1	0	2	2	1	1	10
Isiah Mosley, g.....	9-15	1-3	2-2	0	6	6	3	21	3	2	0	2	28
Ja'Monta Black, g.....	9-17	7-14	0-0	1	5	6	0	25	1	2	0	0	29
Lu'cye Patterson, g.....	1-4	0-1	0-0	0	2	2	1	2	3	2	0	0	36
Isaac Haney.....	3-4	2-3	2-2	0	4	4	3	10	2	3	0	0	21
Jaylen Minnett.....	6-9	4-6	1-1	0	3	3	2	17	3	0	0	1	25
Keaton Hervey.....	2-4	2-3	0-0	1	0	1	0	6	1	0	0	1	25
Dawson Carper.....	0-1	0-0	0-0	0	1	1	0	0	0	0	0	0	2
TEAM.....				0	1	1		Deadball: 1					

Totals..... 22-59 10-24 1-5 8 20 28 11 55 14 12 3 6 200

Percentages: Field Goal .373, 3-Point FG .417, Free Throw .200.

Halftime: MSU 42, LR 28; Officials: Josue Nieves, Olandis Poole, Joe Lindsay.

Score by Periods.....	1st	2nd	Total
Missouri State.....	42	39	81
Little Rock.....	28	27	55

GAME 10

December 11, 2021, JQH Arena, Springfield, Mo. Missouri State 69, Oral Roberts 60

Led by a stingy defense, Missouri State forced 16 turnovers, snagged 11 steals and got key defensive stops down the stretch to score a 69-60 win over visiting Oral Roberts.

The Bears got a game-high 25 points from Isiah Mosley who was 10-for-20 from the field with 8 rebounds and 3 assists. Ja'Monta Black added 16 points with three 3-pointers, and Gaige Prim posted 10 points and 6 rebounds in limited minutes.

But the star for the Bears may have been freshman Isaac Haney who came off the bench to rack up four key steals, while grabbing three rebounds and the team's "hustle belt" from coach Dana Ford after the game. He had two key 50-50 take-aways on back-to-back ORU possessions in the final three minutes of the game to help seal the victory.

The rest came from clutch plays by Mosley, Black and Lu'Cye Patterson on the offensive end. After ORU trimmed MoState's double-figure lead to 42-41 with 9:06 to go, Black splashed home his third trey of the game to give the home side some separation. Mosley then reeled off six in a row for the Bears and then pushed his team ahead 56-48 with a pair of free throws with four minutes remaining.

One of the best shots of the night then came late in the shot lock with two-and-a-half minutes to play with Patterson's first 3-pointer of the season to make it 59-50.

Max Abmas got a steal and running 3-pointer moments later to draw the Golden Eagles within six, but Missouri State was game for a clutch finish, making 10-of-12 free throws down the stretch — including four by Haney — to seal the win.

Abmas, who led the nation in scoring last season, was held to 19 points on 7-of-18 shooting with five 3-pointers. DeShang Weaver added 15 points for the visitors who racked up 14 second-chance points behind 11 offensive boards.

Missouri State shot a season-low 39.7 percent from the field (23-of-58) and just 4-of-21 (.190) from long range, but was steady at the foul line, making 19-of-24 (.792) at the stripe with 11 turnovers, 11 steals and four blocks.

In the first half, the Bears overcame an early six-point deficit and a 33-percent shooting effort to lead 27-25 at the midway point. Mosley accounted for more than half of MSU's scoring with 14 points, while the home defense forced 9 ORU turnovers and racked up 7 steals while holding the Golden Eagles to 34-percent shooting from the field.

ORU led 19-13 with 6:41 left in the first half, but the Bears tied it on a 6-0 run led by Donovan Clay, Mosley and Minnett. Mosley scored six of Missouri State's last eight points of the period with Minnett's jumper at the 2:56 mark pushing the Bears ahead for good.

Missouri State 69, Oral Roberts 60

JQH Arena, Springfield, Mo. (Attendance 4,002)

ORAL ROBERTS (5-5)	FG	3Pt	FT	ORDR	Reb	PF	Pts.	A	TO	Bk	St	Min	
DeShang Weaver, f.....	7-11	0-2	1-2	2	4	6	2	15	0	0	0	1	30
Francis Laci, f.....	1-2	0-1	0-0	1	6	7	3	2	1	3	1	0	26
Kareem Thompson, g.....	3-8	1-5	0-0	4	8	12	2	7	1	1	2	1	36
Max Abmas, g.....	7-18	5-12	0-0	0	3	3	4	19	1	4	0	0	40
Carlos Jargens, g.....	2-8	0-3	2-4	0	4	4	2	6	1	4	1	0	25
Elijah Lufle.....	1-3	0-0	0-0	2	3	5	0	2	0	0	0	0	6
Issac McBride.....	2-6	0-0	0-1	0	1	1	1	4	0	2	0	0	7
Trey Phipps.....	2-7	1-3	0-0	0	1	1	3	5	1	2	0	1	28
Sir Issac Herron.....	0-0	0-0	0-0	0	0	0	1	0	0	0	0	0	1
Ismael Plet.....	0-0	0-0	0-0	0	0	0	0	0	0	0	0	2	1
TEAM.....				2	0	2		Deadball: 1					

Totals..... 25-63 7-26 3-7 11 30 41 18 60 5 16 4 5 200
Percentages: Field Goal .397, 3-Point FG .269, Free Throw .429.

MISSOURI STATE (6-4)	FG	3Pt	FT	ORDR	Reb	PF	Pts.	A	TO	Bk	St	Min	
Donovan Clay, f.....	0-0	0-0	2-2	2	3	5	2	2	1	1	1	33	
Gaige Prim, f.....	5-8	0-0	0-0	3	3	6	0	10	0	1	1	0	14
Isiah Mosley, g.....	10-20	0-3	5-5	0	8	8	3	25	3	4	0	2	33
Ja'Monta Black, g.....	5-11	3-8	3-4	1	4	5	1	16	0	0	1	1	29
Lu'cye Patterson, g.....	2-5	1-2	2-4	0	3	3	1	7	2	2	1	1	32
Isaac Haney.....	0-2	0-1	3-4	0	3	3	4	3	1	1	0	4	22
Jaylen Minnett.....	1-7	0-4	2-3	0	1	1	0	4	1	1	0	2	24
Keaton Hervey.....	0-5	0-3	2-2	2	3	5	2	2	0	1	0	0	11
Dawson Carper.....	0-0	0-0	0-0	0	0	0	0	0	0	0	0	0	2
TEAM.....				0	2	2	Deadball: 2						

Totals..... 23-58 4-21 19-24 8 30 38 13 69 8 11 4 11 200

Percentages: Field Goal .397, 3-Point FG .190, Free Throw .792.

Halftime: MSU 27, ORU 25; Officials: Brian McAnally, Sheldon Tate, Gene Grimshaw.

Score by Periods.....	1st	2nd	Total
Oral Roberts.....	25	35	60
Missouri State.....	27	42	69



GAME 11

December 15, 2021, JQH Arena, Springfield, Mo. Missouri State 75, South Dakota State 63

Missouri State used a solid defensive effort and balanced scoring to take down South Dakota State, 75-63, extending the Bears win streak to three.

MSU minimized damage from the nation's top 3-point shooting team to just 25 percent (4-of-16) from beyond the arc and held the Jackrabbits to 26 points below their season scoring average (89.3), which ranked second in the nation coming in.

Jaylen Minnett led five Missouri State players in double figures with 16 points and four 3-pointers, while Gaige Prim poured in 13 points and snagged 10 rebounds for his fifth double-double of the season. Donovan Clay also pitched in 12 points, 7 rebounds and 3 blocks.

Less than a minute into the second half, MSU built its biggest lead of the game to that point on a layup from Isiah Mosley. But after Prim's layup gave the Bears a 44-35 lead at the 18:13 mark, SDSU reeled off six unanswered points to make it a three-point game, while the home side went scoreless for more than five minutes.

Isaac Haney ended the drought with a leaner with just under 13 minutes to play, but the Jackrabbits (9-4) stayed close, trimming their deficit to 59-57 on a pair of free throws from Luke Appel at the 7:54 mark. However, the final eight minutes belonged exclusively to the Bears.

South Dakota State made just two field goals the rest of the night, while the Bears opened up their first double-figure lead on a triple by Clay just before the under-four media timeout. Minnett was also solid in crunch time, scoring four points in the final five minutes, while Clay scored five in that span.

The Bears held South Dakota State to just 37.7 percent from the field on 23-of-61 field goal attempts, while forcing 11 turnovers and snagging six steals.

The visitors, who were led by Douglas Wilson's 18 points and Appel's 17, missed their last six field goal attempts of the game and converted just 2-of-10 shots in the final seven minutes.

Missouri State shot an efficient 28-of-58 (.483) from the field, 10-of-26 (.385) from long range and 9-of-12 (.750) at the foul line with seven of those free throws coming in the final three minutes. The Bears also held a 38-35 rebounding advantage and trailed for just 54 seconds in the contest.

Patterson (11) and Black (10) also scored in double figures for MoState. In addition to accounting for 16 of the team's 20 bench points, Minnett also matched a career-high with 4 steals.

In the first half, Missouri State shot 53 percent from the field and knocked down eight 3-pointers to lead 40-33 at the midway point. Minnett was 4-of-6 from beyond the arc, Ja'Monta Black scored 8 points, while Clay and Lu'Cye Patterson each poured in 7 points.

Missouri State 75, South Dakota State 63

JQH Arena, Springfield, Mo. (attendance 3,027)

SOUTH DAKOTA ST (9-4)	FG	3Pt	FT	ORDR	Reb	PF	Pts.	A	TO	Bk	St	Min	
Matt Dentlinger, f.....	1-1	0-0	0-1	1	1	2	0	2	2	0	1	0	18
Douglas Wilson, f.....	6-14	1-1	5-8	3	3	6	0	18	1	3	1	2	25
Baylor Scheierman, g.....	2-12	1-4	0-0	0	4	4	3	5	1	2	0	0	37
Noah Freidel, g.....	2-12	0-5	3-5	0	3	3	4	7	1	1	2	2	37
Alex Arians, g.....	3-4	0-0	0-0	0	5	5	0	6	1	0	0	0	21
Matt Mims.....	0-0	0-0	0-0	0	1	1	0	0	0	0	0	0	3
Zeke Mayo.....	2-6	2-4	2-2	1	1	2	0	8	1	2	0	0	20
Luke Appel.....	7-11	0-2	3-6	4	2	6	5	17	1	1	0	1	18
Charlie Easley.....	0-1	0-0	0-0	0	4	4	1	0	1	2	0	0	21
TEAM.....				1	1	2	Deadball: 5						
Totals.....	23-61	4-16	13-22	10	25	35	13	63	9	11	4	5	200
Percentages: Field Goal .377, 3-Point FG .250, Free Throw .591.													

Percentages: Field Goal .377, 3-Point FG .250, Free Throw .591.

MISSOURI STATE (7-4)	FG	3Pt	FT	ORDR	Reb	PF	Pts.	A	TO	Bk	St	Min	
Donovan Clay, f.....	4-8	2-4	2-2	0	7	7	3	12	2	2	3	0	40
Gaige Prim, f.....	5-9	0-0	3-4	3	7	10	3	13	2	6	3	1	32
Isiah Mosley, g.....	4-9	1-3	0-0	1	5	6	4	9	2	2	0	0	23
Ja'Monta Black, g.....	4-11	2-7	0-0	0	2	2	1	10	0	2	0	0	28
Lu'cye Patterson, g.....	4-6	1-2	2-4	0	4	4	0	11	6	1	1	1	34
Isaac Haney.....	1-2	0-1	0-0	0	2	2	2	2	0	0	0	0	13
Jaylen Minnett.....	5-11	4-9	2-2	0	1	1	2	16	0	1	0	4	23
Dawson Carper.....	1-2	0-0	0-0	0	2	2	1	2	0	1	0	0	7
TEAM				2	2	4		Deadball: 2					
Totals.....	28-58	10-26	9-12	6	32	38	16	75	12	15	7	6	200

Percentages: Field Goal .483, 3-Point FG .385, Free Throw .750.

Halftime: MSU 40, SDSU 33; Officials: John Higgins, Gerry Pollard, Chance Moore.

Score by Periods	1st	2nd	Total
South Dakota State.....	33	30	63
Missouri State.....	40	35	75

GAME 12

December 18, 2021, JQH Arena, Springfield, Mo. Missouri State 106, Central Arkansas 70

Missouri State got 28 points from Isiah Mosley and 14 apiece from Gaige Prim, Ja'Monta Black and Jaylen Minnett, to turn back visiting Central Arkansas, 106-70.

With the win, the Bears extended their win streak to four straight and swept all three games of their three-game home stand.

For the second time in four games, Missouri State flirted with its school 3-point record, coming up one shy of the program high-water mark of 17 from beyond the arc. On Saturday, MSU was 16-of-32 from long range with Mosley hitting a career-high six bombs, while Minnett and Black contributed four treys apiece.

The team's offensive output marked the first time since Dec. 4, 2010 that Missouri State has eclipsed 100 points against a Division I opponent.

The night started slowly for the home club as they converted just 3-of-14 field goal attempts through the game's first six-and-a-half minutes. But once they turned things around, the Bears' offense proved too much.

MSU shot 67-percent from the field in the second half (25-of-37) and finished 39-of-73 (.534) overall to complete their fifth 50-percent shooting effort of the year.

The Bears took less than four minutes into the second half to move ahead by 20 points for the first time and pushed ahead 96-65 after a Mosley steal and dunk with just under four minutes to play.

Missouri State ended the game on a 15-5 run with Nic Tata's two offensive put-backs in the final minutes give the Bears their biggest lead of the evening on the game's final points.

Coach Dana Ford's squad out-rebounded UCA, 37-28, and turned the ball over just five times. The Bears also did their job at the foul line, making 12-of-13 (.923).

Mosley led MSU with 7 rebounds, while Lu'Cye Patterson and Minnett dished out 5 assists apiece.

Central Arkansas (1-9) was led by Darious Hall's 18 points and game-high 10 rebounds, while Camren Hunter scored 16. The visiting club finished 25-of-57 (.439) from the field, but just 3-for-18 (.167) from long range and 17-for-18 (.944) from the foul line with 11 turnovers.

In the first half, the Bears pushed ahead by 15 at the break despite the slow start. Mosley caught fire midway through the half, scoring 10 of MSU's 12 points during a key three-minute stretch to give the Bears a six-point cushion at the 6:12 mark. From there, it was all Bears with Minnett, Prim and Mosley leading a 14-4 Bears surge in the final five minutes before the half.

The Bears turned the ball over just twice in the first 20 minutes and overcame a 39-percent shooting performance with a 21-16 rebounding edge, allowing UCA no second-chance points.

Missouri State 106, Central Arkansas 70

JQH Arena, Springfield, Mo. (attendance 2,561)

CENTRAL ARK. (1-9)	FG	3Pt	FT	ORDR	Reb	PF	Pts.	A	TO	Bk	St	Min	
Darius Hall, f.....	5-10	0-1	8-8	0	10	10	4	18	2	3	0	0	31
Jared Chatham, f.....	5-11	0-0	0-0	1	3	4	2	10	1	2	2	0	29
Isiah Mosley, g.....	1-6	0-3	0-0	0	1	1	2	2	1	1	0	1	33
Camren Hunter, g.....	5-11	0-3	6-6	2	1	3	3	16	1	3	0	1	31
Elias Cato, g.....	0-2	0-2	3-4	0	2	2	1	3	0	1	0	0	20
Masai Olowokere.....	0-1	0-1	0-0	0	2	2	1	0	0	0	0	0	17
Eddy Kayouloud.....	4-7	0-2	0-0	0	0	0	2	8	0	0	0	0	11
Jonas Munson.....	0-0	0-0	0-0	0	0	0	0	0	0	0	0	0	1
Jaxon Baker.....	5-9	3-6	0-0	2	1	3	3	13	1	0	0	1	27
TEAM.....				3	0	3							Deadball: 1
Totals.....	25-57	3-18	17-18	8	20	28	18	70	6	11	2	3	200
Percentages: Field Goal .439, 3-Point FG .167, Free Throw .944.													

Percentages: Field Goal .439, 3-Point FG .167, Free Throw .944.

MISSOURI STATE (8-4)	FG	3Pt	FT	ORDR	Reb	PF	Pts.	A	TO	Bk	St	Min	
Donovan Clay, f.....	4-6	0-1	0-0	2	4	6	2	8	2	0	2	0	27
Gaige Prim, f.....	4-9	0-1	6-7	3	3	6	0	14	1	2	2	0	19
Isiah Mosley, g.....	9-18	6-10	4-4	1	6	7	1	28	1	1	0	3	30
Ja'Monta Black, g.....	5-10	4-8	0-0	0	1	1	3	14	1	0	0	0	27
Lu'cye Patterson, g.....	4-5	0-1	0-0	2	1	3	4	8	5	2	1	0	29
Isaac Haney.....	2-3	1-1	2-2	0	4	4	3	7	0	0	0	0	17
Jaylen Minnett.....	5-11	4-9	0-0	0	1	1	0	14	5	0	0	2	28
Nic Tata.....	4-5	1-1	0-0	2	3	5	0	9	0	0	0	0	13
Dawson Carper.....	2-6	0-0	0-0	3	0	3	2	4	1	0	1	0	10
TEAM.....				1	0	1	Deadball: 2						
Totals.....	39-73	16-32	12-13	14	23	37	15	106	16	5	6	5	200

Percentages: Field Goal .534, 3-Point FG .500, Free Throw .923.

Halftime: MSU 45, UCA 30; Officials: Eric Lowe, John Hendricks, Jeff Malham.

Score by Periods	1st	2nd	Total
Central Arkansas.....	30	40	70
Missouri State.....	45	61	106



GAME 13

December 22, 2021, UCU Pavilion, Moranga, Calif.
St. Mary's 75, Missouri State 58

Missouri State took a three-point lead into the half, but home standing Saint Mary's erupted for 42 points and shot 62 percent in the second half to score a 75-58 win over the Bears.

Isiah Mosley scored 19 points in the opening half and finished with a team-high 21, while Donovan Clay posted 11 points and 7 rebounds.

Saint Mary's (11-3) got 27 points from Matthias Tass and 16 from Tommy Kuhse. Kuhse also led the home side with 7 rebounds and 5 assists.

The turning point came with twelve-and-a-half minutes to go as Mosley picked up his third foul with the game tied, 46-46, and the Gaels erupted for an 11-0 run over the next three minutes and change to turn it into a double-figure lead.

Ja'Monta Black's 3-pointer at the 8:34 mark stopped the bleeding for the moment, but Saint Mary's responded with seven more from there. The 18-3 stretch for the home side covered seven minutes with Kuhse scoring eight points in that stretch and 12 overall in the second period.

Missouri State (8-5) finished just under 50 percent from the field, making 25-of-62 (.481) shots overall, but struggled in the second half with just 9 makes in 26 attempts. The Bears were 6-of-20 (.300) from long range with Mosley hitting three from downtown.

The Bears were also out-rebounded, 34-22, with Prim's 8 caroms leading the visitors. MSU had just three offensive boards and turned the ball over 12 times.

Lu'Cye Patterson's 2 assists were a team high. He also scored 9 points in his fifth straight start.

Saint Mary's finished 30-of-56 (.536) overall with 4-of-10 (.400) from bonus distance and 11-of-14 (.786) at the stripe with 10 turnovers.

In the first half, Missouri State shot 62 percent and got an up-and-under layup by Mosley at the buzzer to lead 36-33 at the midway point.

Mosley's three treys all came within a two-minute stretch as he flipped a 7-7 tie into a 15-9 Bears lead with 13 minutes to go in the first stanza. The Bears survived a 12-2 Saint Mary's run midway through the half and when Mosley and Prim tied things up, 21-21, the Bears kept their composure, giving them a chance to take the lead into the intermission.

The Bears made 16-of-26 shots in the opening 20 minutes.

St. Mary's 75, Missouri State 58

UCU Pavilion, Moranga, Calif. (attendance 2,718)

MISSOURI STATE (8-5)	FG	3Pt	FT	ORDR	Reb	PF	Pts.	A	TO	Bk	St	Min
Donovan Clay, f.....	4-5	1-2	2-2	1	6	7	11	0	1	2	0	32
Gaige Prim, f.....	3-6	0-0	0-0	2	6	8	3	6	0	2	1	22
Isiah Mosley, g.....	9-15	3-5	0-0	0	0	0	3	21	1	5	0	34
Ja'Monta Black, g.....	2-7	1-5	0-0	0	1	1	1	5	0	0	0	21
Lu'Cye Patterson, g.....	4-6	1-1	0-0	0	0	0	2	9	2	1	0	28
Isaac Haney.....	0-3	0-1	0-0	0	1	1	2	0	1	0	0	9
Jaylen Minnett.....	0-5	0-4	0-0	0	0	0	2	0	1	1	0	17
Keaton Hervey.....	0-1	0-1	0-0	0	1	1	1	0	1	0	2	21
Nic Tata.....	2-3	0-1	0-1	0	0	0	1	4	0	0	0	8
Dawson Carper.....	1-1	0-0	0-1	0	1	1	0	2	0	0	0	8
TEAM.....				0	3	3		Deadball: 0	1			

Totals..... 25-52 6-20 2-4 3 19 22 16 58 6 12 3 7 200
 Percentages: Field Goal .481, 3-Point FG .300, Free Throw .500.

ST. MARY'S (11-3)	FG	3Pt	FT	ORDR	Reb	PF	Pts.	A	TO	Bk	St	Min
Matthias Tass, f.....	12-15	0-1	3-3	2	4	6	3	27	2	1	0	36
Kyle Bowen, f.....	1-2	0-0	0-0	2	3	5	1	2	0	1	0	31
Logan Johnson, g.....	5-11	1-2	2-2	0	4	4	2	13	5	0	1	32
Augustas Marciulioni, g.....	1-5	0-1	2-2	0	1	1	2	4	1	3	0	23
Alex Ducas, g.....	3-9	3-6	0-2	1	3	4	1	9	2	2	0	34
Jabe Mullins.....	0-1	0-0	0-0	0	0	0	0	0	1	0	0	3
Mitchell Saxen.....	1-1	0-0	0-0	0	1	1	1	2	0	0	0	2
Tommy Kuhse.....	7-11	0-0	2-3	1	6	7	2	16	5	1	0	25
Leemet Bockler.....	0-0	0-0	0-0	0	0	0	0	0	1	0	0	2
Judah Brown.....	0-0	0-0	0-0	0	1	1	0	0	0	0	0	2
Luke Barrett.....	0-0	0-0	0-0	0	0	0	0	0	1	0	0	1
Dan Fotu.....	0-1	0-0	2-2	0	1	1	0	2	0	0	0	9
TEAM.....				2	2	4		Deadball: 2				

Totals..... 30-56 4-10 11-14 8 26 34 12 75 16 10 0 4 200
 Percentages: Field Goal .536, 3-Point FG .400, Free Throw .786.

Halftime: MSU 36, SMC 33; Officials: Justin Shamion, Ken Ditty, Bill Vinovich.

Score by Periods.....	1st	2nd	Total
Missouri State.....	36	22	58
Saint Mary's.....	33	42	75

GAME 14

December 30, 2021, IQH Arena, Springfield, Mo.
Missouri State 103, Evangel 56

Missouri State dropped in a Missouri Valley Conference record 21 3-pointers and dished out 24 assists to turn back visiting Evangel University, 103-56.

Isiah Mosley and Jaylen Minnett scored 22 points apiece to lead Missouri State, which has now hit the century mark in scoring two straight home games. Freshman Isaac Haney also had a breakout game for MSU with 18 points, while Ja'Monta Black contributed 15 points, and Donovan Clay posted 10 points and snagged a career-high 15 rebounds.

It was Clay's third career double-double but first as a Bear.

Minnett was 7-of-11 from 3-point range, while Black scored five from beyond the arc. Mosley (4-for-4) and Haney (4-for-5) were also hot from distance for the Bears who eclipsed the old program record of 17, set in 2018 against William Woods.

The Bears also savored the return of point guard Demarcus Sharp, an MVC All-Newcomer Team selection in 2020-21, who had a game-high six assists, no turnovers and scored six points in a 23-minute assignment.

Evangel was led by Josh Pritchett with 17 points, while Stephen Salvi scored 13 points for the cross-town visitors.

Early in the game, the Bears used an 18-0 run over a three-minute stretch before the first media timeout to lead 21-3 out of the gates. Missouri State dropped in five triples in the first five minutes, including two apiece by Black and Minnett.

Evangel closed the gap to seven points twice late in the first half with a jumper from Pritchett and later on a transition bucket from Jace Coffie that made it 37-30 with 4:27 left in the period. But Mosley took things into his own hands and ignited a 15-0 run to end the half. Mosley scored 10 of the Bears' points in that span to give the home side a 52-30 advantage at the midway point.

MSU's run continued with treys from Minnett and Gaige Prim to start the second half, culminating a 21-0 run and pushing the home side ahead 58-30, its biggest lead of the game to that point.

With just under 12 minutes to play, Mosley's fourth triple of the game doubled up the Valor, 76-38, with the team's school-record tying 17th 3-pointer.

Eventually, the Bears would push ahead by 40 for the first time on a pair of free throws from Clay at the 4:45 mark, and Haney's last free throws of the night gave Missouri State its largest lead of the contest with the final 47-point margin.

Missouri State 103, Evangel 56

IQH Arena, Springfield, Mo. (attendance 1,721)

EVANGEL	FG	3Pt	FT	ORDR	Reb	PF	Pts.	A	TO	Bk	St	Min	
Manrique Alvarado, g.....	0-8	0-3	0-0	1	2	3	0	0	4	1	0	1	29
Josh Pritchett, g.....	8-17	1-6	0-1	0	2	2	2	17	2	0	0	2	29
Cade Coffman, g.....	1-8	0-4	5-5	1	4	5	2	7	1	2	1	0	27
Edriel Martinborough, g.....	1-7	0-2	0-0	1	2	3	1	2	1	2	0	2	23
Pavel Antonov, g.....	3-5	1-1	0-0	0	0	0	5	7	1	0	0	0	12
T.J. Boykins.....	0-0	0-0	0-0	0	0	0	1	0	0	0	0	0	3
Jace Coffie.....	2-4	0-1	0-0	2	1	3	1	4	0	1	0	1	14
Stephen Salvi.....	5-10	3-6	0-0	0	0	0	2	13	0	1	0	1	23
Chandler Oriakhi.....	1-4	0-1	0-0	1	5	6	0	2	0	0	1	0	15
Ike Egwu.....	0-0	0-0	1-2	0	0	0	1	1	0	1	0	0	6
Logan Rodgers.....	1-3	0-0	1-4	1	2	3	0	3	0	2	0	1	16
Ryan Lofton.....	0-0	0-0	0-0	0	1	1	0	0	0	0	0	0	3
TEAM.....				2	1	3		Deadball: 3					

Totals..... 22-66 5-24 7-12 9 20 29 15 56 9 10 2 8 200
 Percentages: Field Goal .333, 3-Point FG .208, Free Throw .583.

MISSOURI STATE (9-5)	FG	3Pt	FT	ORDR	Reb	PF	Pts.	A	TO	Bk	St	Min	
Donovan Clay, f.....	4-7	0-1	2-3	3	12	15	0	10	4	2	1	0	28
Gaige Prim, f.....	2-2	1-1	2-2	1	2	3	1	7	3	1	1	0	19
Ja'Monta Black, g.....	5-10	5-10	0-0	0	0	0	2	15	2	1	0	1	21
Jaylen Minnett, g.....	7-11	7-11	1-1	0	1	1	0	22	3	2	0	1	24
Lu'cye Patterson, g.....	1-2	0-1	1-2	0	4	4	4	3	3	2	0	0	18
Demarcus Sharp.....	3-6	0-2	0-1	0	5	5	3	6	6	0	1	0	24
Isiah Mosley.....	8-11	4-4	2-2	1	4	5	2	22	1	4	1	1	18
Isaac Haney.....	5-7	4-5	4-4	0	4	4	2	18	1	0	0	2	22
Keaton Hervey.....	0-2	0-2	0-1	1	2	3	4	0	1	0	1	0	22
Dawson Carper.....	0-0	0-0	0-0	0	1	1	0	0	0	0	0	0	4
TEAM.....				0	1	1		Deadball: 2	1				

Totals..... 35-58 21-37 12-16 6 36 42 18 103 24 13 5 5 200
 Percentages: Field Goal .603, 3-Point FG .568, Free Throw .750.

Halftime: MSU 52, EU 30; Officials: Gerry Pollard, Chris Fuller, Cody Crum.

Score by Periods.....	1st	2nd	Total
Evangel.....	30	26	56
Missouri State.....	52	51	103



GAME 15

**Jan. 2, 2022, JQH Arena, Springfield, Mo.
Missouri State 61, Drake 56**

Missouri State turned up its defensive pressure in the second half, and it didn't take long for the results to start showing. The Bears held visiting Drake to 31 percent shooting in the game's final 20 minutes and erased an early double-figure deficit in a 61-56 win in Missouri Valley Conference play.

MoState was led by Donovan Clay's 15 points, while Gaike Prim racked up 13 points and 10 rebounds for his fifth double-double in six career games against DU.

Isiah Mosley also pitched in 7 points, 9 rebounds and a game-high 5 assists in the win. He and Prim both eclipsed 1,000 career points at MSU, become the 30th and 31st players to do so.

Drake managed just 10 second-half field goals on 30 possessions and with eight turnovers. The Bulldogs also had just four offensive rebounds in the first 18 minutes of the second half before two video reviews overturned a pair of team rebounds, and four offensive caroms on their final possession of the game.

After trailing by 11 in the first half, Missouri State ended the opening period on a 7-2 run to cut its deficit to 29-23 – the Bears' second-lowest scoring half of the season. But the home side turned the page in the second period, erupting for 13 points in the first three minutes of the period.

Clay's traditional 3-point play at the 17:14 mark, gave Missouri State a 36-33 advantage, its first lead since 4-2 and forced a Drake timeout.

Tremell Murphy came out of the timeout with a pair of free throws to get DU within one, but that was as close as the Bulldogs would get the rest of the night. The Bears responded with a 9-0 outburst to lead 47-37 at the 13-minute mark, while holding the visitors to one field goal over a seven-minute span.

For all their scoring accolades, Mosley and Prim pitched in with assists on some of the game's biggest baskets. Diving on the floor for a 50-50 ball, Mosley scooped the ball to a wide-open Ja'Monta Black for a 3-pointer as part of MSU's initial second-half surge. Later, Prim found an open Isaac Haney in the corner at the 12-minute mark to give the Bears a 50-39 lead, matching their largest of the game. Finally, Mosley court vision zeroed in on an open Demarcus Sharp for a clutch three to squelch a 5-0 Drake run and give MSU a 55-46 cushion with 4:22 to play.

Down the stretch, Drake got within 55-50 after a steal and layup from Garrett Sturtz, but Prim's hook shot off the glass extended MSU's lead to seven just before the three-minute mark.

Later, Clay broke the Drake press with a high-flying dunk with 61 seconds remaining to give the Bears a 59-55 lead at the time.

Sharp and Clay added free throws down the stretch, and Drake missed five shots in the final 30 seconds while the clock ticked away.

Missouri State 61, Drake 56

JQH Arena, Springfield, Mo. (attendance 3,242)

DRAKE (10-5)	FG	3Pt	FT	ORDR	Reb	PF	Pts.	A	TO	Bk	St	Min
Tremell Murphy, f.....	2-6	0-3	2-2	1	5	6	3	6	0	1	2	32
ShanQuan Hemphill, f.....	1-6	0-0	3-4	1	3	4	2	5	0	2	1	22
D.J. Wilkins, g.....	1-9	0-6	4-4	0	1	1	4	6	1	0	0	34
Roman Penn, g.....	6-11	1-1	0-0	0	2	2	1	13	2	0	0	25
Tucker DeVries, g.....	2-8	0-4	0-0	4	2	6	4	4	0	0	1	28
Garrett Sturtz.....	5-8	0-0	6-6	6	5	11	4	16	1	1	1	26
Okay Djamgouz.....	0-0	0-0	0-0	0	1	1	0	0	0	0	0	1
Ayo Akinwale.....	0-2	0-2	0-0	0	0	0	0	0	1	1	0	10
Damell Brodie.....	3-8	0-0	0-0	1	9	10	2	6	3	5	0	22
TEAM.....				1	1	2						
Totals.....	20-58	1-16	15-16	14	29	43	20	56	8	12	5	200

Percentages: Field Goal .345, 3-Point FG .063, Free Throw .938.

MISSOURI STATE (10-5)	FG	3Pt	FT	ORDR	Reb	PF	Pts.	A	TO	Bk	St	Min
Donovan Clay, f.....	5-7	0-1	5-7	1	6	7	2	15	1	0	1	34
Gaige Prim, f.....	6-11	0-1	1-3	4	6	10	3	13	3	4	1	35
Isiah Mosley, g.....	2-9	2-6	1-2	4	5	9	1	7	5	1	0	32
Ja'Monta Black, g.....	3-9	2-6	0-0	0	2	2	3	8	1	0	0	29
Lu'cye Patterson, g.....	4-6	0-1	0-1	0	2	2	0	8	1	1	0	19
Demarcus Sharp.....	1-6	1-1	2-5	1	1	2	1	5	1	3	0	23
Isaac Haney.....	1-5	1-4	2-2	0	0	0	1	5	1	1	0	13
Jaylen Minnett.....	0-1	0-0	0-0	0	1	1	0	0	0	0	1	11
Keaton Hervey.....	0-0	0-0	0-0	0	0	0	2	0	0	0	0	4
TEAM.....				1	1	2						
Totals.....	22-54	6-20	11-20	11	24	35	13	61	13	11	2	200

Percentages: Field Goal .407, 3-Point FG .300, Free Throw .550.

Halftime: DU 29, MSU 23; Officials: Antinio Petty, Jeb Hartness, Owen Short.

Score by Periods.....	1st	2nd	Total
Drake.....	29	27	56
Missouri State.....	23	38	61

GAME 16

**Jan. 5, 2022, Carver Arena, Peoria, Ill.
Missouri State 71, Bradley 69**

Isiah Mosley's offensive rebound and 3-pointer from the right wing as time expired lifted Missouri State to a 71-69 win over Bradley in a thrilling MVC contest.

Mosley's dramatics capped a gripping final two minutes at Carver Arena that saw the Braves take the lead twice in the final 72 seconds after trailing by as many as 18 in the second half.

A 3-pointer by Ja'Monta Black with 49 seconds remaining – his fourth of the game – gave the Bears a 68-67 lead on the heels of Jayson Kent's layup for BU moments earlier. Kent got the ball again on Bradley's next possession and buried two free throws with 24 ticks to play to put the Braves ahead, 69-68.

On the final possession of the night, Lu'Cye Patterson got deep into the lane for a driving layup off the glass only to see it carom off the rim. Gaige Prim got a hand on the rebound and directed the ball to Mosley who snagged it, created some space and let it fly from 23 feet, splashing it home as the final horn sounded.

Patterson finished with a game-high and career-high 20 points for the Bears, while Black scored 17, and Mosley added 11.

Bradley was led by Kent's 18 points, while Malevy Leons tallied 16. The Braves produced 11 3-pointers on the night.

The late-game heroics seemed unlikely as the Bears stormed out of the locker room with a 12-2 run to build their biggest lead of the night, 53-35 with 17:26 remaining in the game. By the under-16 media timeout, Bradley had closed the gap to 12, and later MSU's lead dwindled to 56-51 after a long two-point jumper from Kent initially looked like BU's fifth 3-pointer in a five-minute span.

MSU, which had just one free throw in the second half, got stabilizing baskets by Patterson and Donovan Clay to give the Bears some breathing room late in the half. But after Clay's bucket made it 60-54, the Bears went more than six minutes with just Isaac Haney's corner 3-pointer to show for it in the scoring column.

A layup by Leons with three minutes to go gave the Braves their first lead since 8-7, but an eerie foreshadowing then saw Mosley dash to the rim for a clutch bucket to tie things up, 65-65, with 1:53 to play. It remained that way until Kent's free throws at the 1:12 mark started the exciting game-ending, scoring rally.

Missouri State buried four 3-pointers in the opening stanza while forcing 10 Bradley turnovers. Keaton Hervey's 3-pointer with 1:58 left in the period gave the Bears their biggest lead to that point, 41-25, before the Braves rallied for the final eight points of the period. Back-to-back 3-pointers by Trahananainen set up a steal and dunk by Kent before the buzzer to get the home team back in it.

Missouri State 71, Bradley 69

Carver Arena, Peoria, Ill. (attendance 3,756)

MISSOURI STATE (11-5)	FG	3Pt	FT	ORDR	Reb	PF	Pts.	A	TO	Bk	St	Min
Donovan Clay, f.....	2-4	0-1	0-0	0	2	2	3	4	3	1	1	34
Gaige Prim, f.....	4-6	0-0	0-0	4	3	7	3	8	2	1	0	35
Isiah Mosley, g.....	5-12	1-4	0-0	3	3	6	4	11	2	3	0	30
Ja'Monta Black, g.....	6-11	4-9	1-1	0	4	4	1	17	2	1	0	32
Lu'cye Patterson, g.....	8-16	1-3	3-3	0	1	1	3	20	3	4	0	30
Demarcus Sharp.....	1-2	0-1	0-0	0	1	1	0	2	1	0	0	9
Isaac Haney.....	1-3	1-3	0-0	1	2	3	2	3	1	2	0	13
Jaylen Minnett.....	1-5	1-3	0-0	0	2	2	0	3	0	0	0	10
Keaton Hervey.....	1-1	1-1	0-0	0	0	0	1	3	0	1	0	7
TEAM.....				2	3	5						
Totals.....	29-60	9-25	4-4	10	21	31	17	71	14	14	1	200

Percentages: Field Goal .483, 3-Point FG .360, Free Throw 1.000.

BRADLEY (7-8)	FG	3Pt	FT	ORDR	Reb	PF	Pts.	A	TO	Bk	St	Min
Malevy Leons, f.....	6-11	2-4	2-2	4	4	8	3	16	2	1	1	36
Rienk Mast, f.....	4-11	3-7	2-2	1	3	4	3	13	4	4	1	34
Terry Roberts, g.....	1-4	1-2	0-1	1	7	8	1	3	5	5	1	25
Connor Hickman, g.....	2-3	0-0	0-0	1	0	1	1	4	0	0	0	12
Jayson Kent, g.....	6-12	2-5	4-8	2	5	7	0	18	0	3	0	33
Ari Boya.....	0-0	0-0	0-0	0	0	0	0	0	0	0	0	3
Max Ekono.....	1-1	0-0	0-0	0	0	0	0	2	1	0	0	4
Mikey Howell.....	0-0	0-0	0-0	0	1	1	2	0	3	0	0	18
Ville Trahananainen.....	4-8	3-7	2-2	0	0	0	0	13	0	1	0	34
Connor Linke.....	0-1	0-0	0-0	0	0	0	0	0	0	0	0	1
TEAM.....				0	1	1						
Totals.....	24-51	11-25	10-15	9	21	30	10	69	15	14	3	200

Percentages: Field Goal .471, 3-Point FG .440, Free Throw .667.

Halftime: MSU 41, BU 33; Officials: Ray Natili, Marques Pettigrew, Tyler Kumpf.

Score by Periods.....	1st	2nd	Total
Missouri State.....	41	30	71
Bradley.....	33	36	69



GAME 17

Jan. 8, 2022, JQH Arena, Springfield, Mo.
Northern Iowa 85, Missouri State 84

Isiah Mosley fired in a career-high 43 points, including 27 in the second half, but it was not quite enough as the homestanding Bears fell, 85-84, to visiting UNI.

Mosley's output marked the third-highest scoring total in Missouri State history and most in the club's Division I era. He finished 16-for-24 from the field, 5-of-10 from long range, and also posted team highs with 9 rebounds and 4 assists.

There were nine ties and 10 lead changes in the contest, and it felt like two heavyweight fighters going toe-to-toe in the middle of the ring as the game came down the stretch.

The Bears held UNI without a field goal for more than three-and-a-half minutes late in the game, as the visitors scored solely on free throws from the 6:50 mark until Trae Berhow's running layup tied the game, 72-72, with three minutes to go.

Green and Mosley then did the heavy lifting for their respective teams with Green putting UNI up 76-73 on a mid-range jumper with just under two minutes to go, before Mosley sank his fourth 3-pointer of the game moments later to knot things up, 76-76, with 1:34 to play.

On UNI's next possession, the Panthers got a fortuitous offensive rebound out of bounds after a long video review awarded the ball to the visitors. The call gave Green a chance to sell a three-shot foul with just under a minute remaining that also resulted in the fifth foul on Bears point guard Lu'Cye Patterson. Green made all three free throws to give UNI a three-point lead.

With 31 seconds left, Mosley fired up a potential game-tying three, which rimmed out, and the Bears had to foul Green again to stop the clock. Green pushed his team ahead, 81-76, after he made both subsequent free throws.

Still, the Bears kept clawing as Mosley added two free throws of his own at the 22-second mark to close the deficit to three, and later Ja'Monta Black nailed a deep 3-pointer to make it a two-point game, 83-81, with 11 seconds to go.

UNI's Bowen Born then iced the two biggest free throws of his career with 10 seconds to play, making it an 85-81 contest, before Mosley dropped in his fifth try of the game just before the final buzzer.

UNI was 20-of-22 from the free throw line in the second half alone, including 21 charity shots in the final six-plus minutes. Meanwhile, the Bears made 4-of-6 from the line in that same span, but kept things close by making four of their last six field goal attempts in crunch time.

For the game, the Bears were 30-of-58 (.517) from the field, 12-for-27 (.444) from long range and 12-for-17 (.706) at the foul line with 28 rebounds and just four turnovers. Ja'Monta Black added 12 points for Missouri State with four triples, while Gaige Prim scored 11 points and snagged 5 boards.

Northern Iowa 85, Missouri State 84

JQH Arena, Springfield, Mo. (attendance 3,352)

UNI (7-7)	FG	3Pt	FT	ORDR	Reb	PF	Pts.	A	TO	Bk	St	Min	
Noah Carter, f.....	7-13	1-4	1-2	0	1	1	4	16	1	0	0	1	22
Nate Heise, g.....	2-4	1-2	2-2	0	5	5	3	7	1	0	0	0	31
Tywhon Pickford, g.....	0-2	0-1	0-0	1	1	2	1	0	2	1	0	0	14
AJ Green, g.....	9-17	2-7	13-14	0	4	4	2	33	1	1	0	0	39
Trae Berhow, g.....	4-5	0-1	1-2	2	6	8	2	9	1	0	0	0	39
Bowen Born.....	3-6	1-4	4-4	0	0	0	1	11	3	0	0	1	27
Antwan Kimmons.....	1-2	0-0	1-2	0	2	2	0	3	0	0	0	0	7
Tytan Anderson.....	0-0	0-0	0-0	0	0	0	2	0	0	1	0	0	3
Austin Phye.....	3-7	0-1	0-0	0	2	2	3	6	2	1	1	0	18
TEAM.....				4	2	6		Deadball: 3					
Totals.....	29-56	5-20	22-26	7	23	30	18	85	11	4	1	2	200
Percentages: Field Goal .518, 3-Point FG .250, Free Throw .846.													

Percentages: Field Goal .518, 3-Point FG .250, Free Throw .846.

MISSOURI STATE (11-6)	FG	3Pt	FT	OR	DR	Reb	PF	Pts.	A	TO	Bk	St	Min
Donovan Clay, f.....	1-4	1-2	0-0	2	4	6	5	3	0	0	1	0	26
Gaige Prim, f.....	3-6	0-0	5-7	1	4	5	4	11	2	1	0	0	29
Isiah Mosley, g.....	16-24	5-10	6-8	0	9	9	2	43	4	2	0	0	37
Ja'Monta Black, g.....	4-7	4-6	0-0	0	2	2	4	12	1	0	0	1	39
Lu'cye Patterson, g.....	2-7	0-3	1-2	0	2	2	5	5	3	0	0	0	32
Isaac Haney.....	0-2	0-0	0-0	1	0	1	1	0	1	1	0	0	11
Jaylen Minnett.....	3-7	2-6	0-0	0	1	1	2	8	0	0	0	0	20
Keaton Hervey.....	1-1	0-0	0-0	1	0	1	0	2	0	0	0	0	6
TEAM.....				1	0	1		Deadball: 3					
Totals.....	30-58	12-27	12-17	6	22	28	23	84	11	4	1	1	200

Percentages: Field Goal .517, 3-Point FG .444, Free Throw .706.

Halftime: MSU 34, UNI 33; Officials: Roland Simmons, Gene Grimshaw, Jeff Campbell.

Score by Periods.....	1st	2nd	Total
Northern Iowa.....	33	52	85
Missouri State.....	34	50	84

GAME 18

Jan. 12, 2022, JQH Arena, Springfield, Mo.
Missouri State 81, Southern Illinois 76

Missouri State got 33 points from Isiah Mosley and made its final 18 free throw attempts of the night to seal an 81-76 win over visiting Southern Illinois.

Mosley scored 25 points in the second half and converted 10-of-18 field goals, 10-of-11 free throws and dropped in three 3-pointers to pace Missouri State. Donovan Clay added 13 points, and Gaige Prim scored 12 for the Bears.

Southern Illinois was led by Marcus Domansk's 20 points, while Steven Verplancken and Ben Coupet added 16 points apiece for the Salukis.

Missouri State shot 52.8 percent from the field for the game, including 62 percent in the second half, to set a blistering offensive pace.

The Bears seemed to have put things on ice after a dunk by Clay with 1:27 to go in the game gave the home club a 71-62 lead. But Coupet then drained a 3-pointer for SIU on its next possession trim its deficit to six before Domansk decided to put on a scoring exhibition in the game's final minute.

In between Domansk's 11 points in the final 57 seconds – including a pair of 3-pointers – the Bears secured the game at the line. Mosley, Prim and Isaac Haney combined to go 10-for-10 in the final 70 seconds. The accurate foul shooting helped the Bears overcome an untimely turnover in the backcourt in the game's last 10 seconds that ultimately sent Domansk to the line to make it a 79-76 game with five seconds remaining.

Haney then iced the win by making 2-for-2 with 3.1 ticks to go. He finished 4-for-4 at the line and shared a team-high with 6 rebounds, along with Black and Prim.

For the night, Southern Illinois was 14-for-29 (.483) from 3-point range, while shooting just 8-of-25 (.320) from two-point range and .407 overall. SIU was also 18-of-23 (.783) at the foul line with 8 turnovers.

Missouri State made 28-of-53 (.528) shots overall and 6-of-17 (.353) from long range. The Bears also converted 19-for-22 (.864) at the line with a 36-25 rebounding advantage and 14 turnovers.

The first half was full of runs with the Bears mounting the final one of the period to lead 36-34 at the midway point. The Salukis took a seven-point advantage just over five minutes into the game, pushing ahead 13-6 after a 10-3 run. MSU responded midway through the period with a 10-0 stretch that finished with a triple from Mosley to make it 18-15.

SIU made just five field goals in the last 10 minutes of the opening half, all from 3-point range, to stay close and even retake the lead for a brief period. But Missouri State ended the half with a series of defensive stops before a Ja'Monta Black's triple on the Bears' last possession gave MSU a 36-34 lead at the intermission.

Missouri State 81, Southern Illinois 76

JQH Arena, Springfield, Mo. (attendance 3,886)

SOUTHERN ILL. (9-6)	FG	3Pt	FT	ORDR	Reb	PF	Pts.	A	TO	Bk	St	Min	
Marcus Domask, f.....	4-11	3-6	9-11	1	4	5	1	20	4	3	0	0	38
J.D. Mulia, c.....	0-0	0-0	0-0	0	2	2	5	0	0	0	1	1	12
Lance Jones, g.....	3-13	3-9	1-2	1	3	4	4	10	0	1	0	1	26
Steven Verplancken, g.....	6-8	4-5	0-0	1	1	2	1	16	0	2	0	1	28
Ben Coupet Jr., g.....	4-9	2-5	6-8	0	5	5	2	16	2	0	0	0	36
Dalton Banks.....	0-0	0-0	2-2	0	2	2	2	5	1	0	1	0	22
Kyler Filewich.....	3-4	0-0	0-0	2	0	2	3	6	0	0	1	0	10
Troy D'Amico.....	0-2	0-0	0-0	1	0	1	0	0	1	1	0	0	8
Trent Brown.....	1-3	1-2	0-0	0	1	1	3	3	0	0	0	0	13
Anthony D'Avanzo.....	1-4	1-2	0-0	0	0	0	1	3	0	0	0	0	7
TEAM.....				1	0	1							Deadball: 2
Totals.....	22-54	14-29	18-23	7	18	25	22	76	12	8	2	4	200
Percentages: Field Goal .407, 3-Point FG .483, Free Throw .783.													

Percentages: Field Goal .407, 3-Point FG .483, Free Throw .783.

MISSOURI STATE (12-6)	FG	3Pt	FT	ORDR	Reb	PF	Pts.	A	TO	Bk	St	Min	
Donovan Clay, f.....	6-9	0-1	1-2	0	5	5	5	13	1	1	0	1	28
Gaige Prim, f.....	5-9	0-2	2-3	3	3	6	4	12	3	1	0	0	33
Isiah Mosley, g.....	10-18	3-7	10-11	1	2	3	2	33	0	5	0	2	34
Ja'Monta Black, g.....	2-4	2-3	0-0	0	6	6	0	6	3	0	1	1	30
Lu'cye Patterson, g.....	3-8	0-1	0-0	4	1	5	2	6	4	2	1	0	29
Isaac Haney.....	0-1	0-1	4-4	1	5	6	1	4	0	0	0	1	16
Jaylen Minnett.....	1-3	1-2	2-2	0	2	2	0	5	1	1	0	0	16
Keaton Hervey.....	1-1	0-0	0-0	0	0	0	4	2	1	0	1	1	14
TEAM.....				0	3	3		Deadball: 2	1				
Totals.....	28-53	6-17	19-22	9	27	36	18	81	13	11	3	6	200

Percentages: Field Goal .528, 3-Point FG .353, Free Throw .864.

Halftime: MSU 36, SIU 34; Officials: Kipp Kissinger, Antinio Petty, Amy Bonner.

Score by Periods.....	1st	2nd	Total
Southern Illinois.....	34	42	76
Missouri State.....	36	45	81



GAME 19

**Jan. 15, 2022, ARC, Valparaiso, Ind.
Missouri State 74, Valparaiso 57**

With a solid offensive and defensive balance, Missouri State rolled to a 74-57 road win here Saturday over Valparaiso. Isiah Mosley led all players with 32 points for the Bears, his third straight 30-point scoring effort.

Gaige Prim added 10 points for MSU with Donovan Clay notching a game-high 9 rebounds in his return to Valparaiso.

Valpo got 14 points from Ben Krikke and 9 from Sheldon Edwards in its fourth straight Valley defeat.

The Bears never trailed and held Valpo to just 40.7 percent shooting, while out-rebounding the home side by a 38-31 margin.

On the offensive end, MSU committed just seven turnovers and fired at a 46.8 percent clip with 14 assists and eight 3-pointers.

In the first half, Missouri State took less than five minutes to build a 9-point lead and pushed ahead by double figures on back-to-back layups by Prim midway through the period. Lu'Cye Patterson helped dig MSU out of a 1-for-9 slump later in the opening stanza, scoring four points at a key juncture to help the Bears go ahead 30-16 moments before a key bucket by Isaac Haney.

The Beacons dropped in a pair of 3-pointers in the final minute of the half to make it a 34-26 game at the intermission, despite shooting just 33 percent from the field. Mosley led all players with 16 points in the first 20 minutes.

The second half proved much of the same with Valparaiso closing Missouri State's lead to three on a triple from Kevion Taylor in the opening minute before a 16-4 run by MoState gave the visitors their biggest lead of the night at the time, 50-33, after a transition three by Ja'Monta Black.

Valparaiso would get back within 55-46 after a 12-3 spurt midway through the second half, but Mosley put MSU on his back and scored 8 of MSU's next 11 points. A dunk by Clay with 1:35 remaining in the contest pushed Missouri State ahead 71-53 for its biggest advantage of the ball game.

For the contest, MSU was 29-of-62 (.468) overall, 8-of-19 (.421) from distance and 8-of-9 (.889) from the line. Mosley and Black hit three triples apiece.

Mosley became the first Bear since Jimmy Dull in 1978, to score 30 points or more in three straight ball games.

Valparaiso finished 22-of-54 (.407) overall, 5-of-17 (.294) from long range, and 8-of-15 (.533) at the line.

Missouri State 74, Valparaiso 57

Athletics-Recreation Center, Valparaiso, Ind. (attendance 1,621)

MISSOURI STATE (13-6)	FG	3Pt	FT	ORDR	Reb	PF	Pts.	A	TO	Bk	St	Min
Donovan Clay, f.....	2-5	0-0	1-1	1	8	9	2	5	2	2	1	0 37
Gaige Prim, f.....	4-14	0-0	2-2	1	6	7	3	10	5	2	1	1 28
Isiah Mosley, g.....	13-21	3-6	3-3	1	4	5	1	32	4	2	1	2 33
Ja'Monta Black, g.....	3-9	3-8	0-0	0	4	4	2	9	0	0	0	0 32
Lu'Cye Patterson, g.....	3-5	0-1	2-3	0	3	3	2	8	2	0	0	0 30
Isaac Haney.....	2-2	1-1	0-0	1	1	2	2	5	1	0	0	0 17
Jaylen Minnett.....	1-4	0-2	0-0	0	0	0	3	2	0	0	0	0 13
Keaton Hervey.....	1-2	1-1	0-0	0	2	2	0	3	0	0	0	0 10
TEAM.....				4	2	6						
Totals.....	29-62	8-19	8-9	8	30	38	15	74	14	7	3	3 200

Percentages: Field Goal .468, 3-Point FG .421, Free Throw .889.

VALPARAISO (8-10)	FG	3Pt	FT	ORDR	Reb	PF	Pts.	A	TO	Bk	St	Min
Thomas Kithier, f.....	2-5	0-0	0-0	0	3	3	5	4	1	0	0	1 16
Kevion Taylor, f.....	2-6	1-3	3-5	2	2	4	2	8	5	0	0	0 37
Ben Krikke, f.....	7-13	0-1	0-1	1	4	5	0	14	3	1	1	1 33
Trevor Anderson, g.....	0-6	0-2	1-2	0	3	3	0	1	0	1	0	0 16
Kobe King, g.....	3-7	0-0	2-2	0	3	3	4	8	0	1	0	1 26
Preston Ruedinger.....	1-1	0-0	0-0	0	0	0	0	2	1	0	0	0 8
Darius DeAveiro.....	3-5	1-2	1-4	0	4	4	0	8	2	0	0	1 20
Eron Gordon.....	1-3	0-2	1-1	0	4	4	1	3	0	3	0	0 17
Sheldon Edwards.....	3-8	3-7	0-0	1	2	3	0	9	1	1	0	0 24
Trey Woodyard.....	0-0	0-0	0-0	0	0	0	0	0	0	0	0	0 3
TEAM.....				1	1	2						
Totals.....	22-54	5-17	8-15	5	26	31	12	57	13	7	1	4 200

Percentages: Field Goal .407, 3-Point FG .294, Free Throw .533.

Halftime: MSU 34, MSU 26; Officials: Jeff Malham, Ed Crenshaw, John Hendricks.

Score by Periods.....	1st	2nd	Total
Missouri State.....	34	40	74
Valparaiso.....	26	31	57

GAME 20

**Jan. 19, 2022, JQH Arena, Springfield, Mo.
Missouri State 88, Illinois State 63**

Gaige Prim secured his 25th career double-double, and Isiah Mosley exploded for 20 points in the second half to lift MSU to an 88-63 win over Illinois State.

Mosley finished with a game-high 24 points, while Prim added 17 points and a game-high 10 rebounds. Ja'Monta Black also contributed 14 points for Missouri State, while Donovan Clay scored 10 and secured 6 rebounds.

The Bears shot 57.7 percent from the field and committed just 11 turnovers to rack up their eighth home win of the season and 10th victory in their last 12 games.

Illinois State got 19 points from Mark Freeman and 10 more from Howard Fleming, while Sy Chatman snagged 8 rebounds for the visitors.

Missouri State never trailed and led by as many as 29 points midway through the second half. Mosley ignited a 10-0 Bears run shortly after the intermission to extend a 10-point lead to 20 in the span of just over two minutes.

After the Redbirds stopped the bleeding on a layup from Kendall Lewis, Mosley got back in the driver's seat and scored 10 more points as part of a 14-5 MSU outburst that culminated in a 70-43 lead with 12 minutes remaining in the game.

Prim's free throws at the 10-minute mark gave coach Dana Ford's squad a 74-45 advantage for its biggest lead of the ball game.

From there, the Bears would go more than five minutes without a point before Isaac Haney's 3-pointer at the 4:48 mark restored order and ended a 10-0 stretch for ISU, the biggest run of the night for the visitors.

Dawson Carper helped MoState close out the victory with three scoring opportunities in the final three minutes. He finished with 4 points and a pair of rebounds.

Illinois State finished at just 36.2 percent from the field on 25-of-71 shooting, but racked up 20 second-chance points on 18 offensive boards, including six offensive caroms by Chatman.

The league's top scorer, ISU's Antonio Reeves, finished with a season-low 9 points on 4-of-13 shooting.

In the first half, the Bears lead throughout and collected 14 points and four triples from Black to gain a 10-point advantage at the intermission, 44-34.

Missouri State led by 12 on four occasions – all four times on baskets by Prim – and shot 61.5 percent from the field with just five turnovers. Mosley played just three minutes in the opening half after picking up his second foul shortly after tip.

Missouri State 88, Illinois State 63

JQH Arena, Springfield, Mo. (attendance 3,362)

ILLINOIS STATE (9-9)	FG	3Pt	FT	ORDR	Reb	PF	Pts.	A	TO	Bk	St	Min
Sy Chatman, f.....	2-9	0-0	0-0	6	2	8	5	4	0	1	0	0 13
Kendall Lewis, f.....	4-10	0-2	0-0	3	2	5	1	8	2	0	0	0 25
Josiah Strong, g.....	2-8	1-3	0-0	0	1	1	0	5	1	1	0	0 28
Howard Fleming Jr., g.....	4-8	1-2	1-2	1	3	4	3	10	0	0	0	3 22
Antonio Reeves, g.....	4-13	0-4	1-2	0	2	2	0	9	0	0	0	1 29
Mark Freeman.....	5-12	2-3	7-8	2	1	3	1	19	1	3	0	0 22
Abdou Ndiaye.....	0-0	0-0	0-0	1	0	1	2	0	1	1	0	0 3
Eron Washington.....	2-3	0-1	0-0	2	3	5	1	4	2	2	0	0 13
Liam McChesney.....	0-2	0-1	0-0	1	1	2	2	0	0	0	2	0 18
Harouna Sissoko.....	0-1	0-0	0-0	0	0	0	2	0	0	0	0	2 8
Jayden Johnson.....	0-2	0-2	0-0	0	0	0	0	0	1	0	0	0 2
Ryan Schmitt.....	2-3	0-0	0-0	0	1	1	5	4	1	1	0	0 17
TEAM.....				2	3	5						
Totals.....	25-71	4-18	9-12	18	19	37	22	63	9	9	2	6 200

Percentages: Field Goal .352, 3-Point FG .222, Free Throw .750.

MISSOURI STATE (14-6)	FG	3Pt	FT	ORDR	Reb	PF	Pts.	A	TO	Bk	St	Min
Donovan Clay, f.....	4-6	0-0	2-2	1	5	6	3	10	3	2	1	1 35
Gaige Prim, f.....	6-10	0-0	5-5	2	8	10	2	17	0	2	1	0 25
Isiah Mosley, g.....	7-11	1-2	9-9	0	4	4	2	24	1	1	0	1 19
Ja'Monta Black, g.....	5-6	4-5	0-0	0	4	4	2	14	0	2	0	0 31
Lu'Cye Patterson, g.....	3-7	0-1	0-1	1	2	3	3	6	1	1	0	1 29
Isaac Haney.....	2-6	1-2	2-2	0	2	2	3	7	2	0	0	1 24
Jaylen Minnett.....	2-5	2-5	0-0	0	1	1	1	6	1	2	0	1 17
Keaton Hervey.....	0-0	0-0	0-0	0	0	0	0	0	0	0	0	0 6
Nic Tata.....	0-0	0-0	0-0	1	2	3	0	0	1	0	0	0 6
Dawson Carper.....	1-1	0-0	2-4	1	1	2	1	4	0	0	0	1 8
TEAM.....				0	2	2						
Totals.....	30-52	8-15	20-23	6	31	37	17	88	9	11	2	6 200

Percentages: Field Goal .577, 3-Point FG .533, Free Throw .870.

Halftime: MSU 44, ILST 34; Officials: Ray Natili, Chance Moore, Marques Pettigrew.

Technical Fouls: ILST - Sy Chatman; Kendall Lewis; MSU - Ja'Monta Black.

Score by Periods.....	1st	2nd	Total
Illinois State.....	34	29	63
Missouri State.....	44	44	88



GAME 21

**Jan. 22, 2022, Gentile Arena, Chicago, Ill.
Missouri State 79, #22 Loyola Chicago 69**

Missouri State got 40 points from Isaiah Mosley and shot 61 percent in the second half to take down No. 22-ranked Loyola Chicago, 79-69, and halting the Ramblers' 30-game home win streak.

The Bears' victory also stopped Loyola's 23-game MVC home win streak and lifted MoState to its first victory over a ranked opponent since it took down No. 21 Creighton on Dec. 28, 2011 in Omaha.

Mosley's output was just the fifth 40-point scoring game in school history, but his second in five games. It was also his fourth scoring effort of 30 points or more in that same five-game span.

After leading by two points at the half, the Bears (15-6, 6-2 MVC) used lock-down defense to hold Loyola to one field goal in the first 11 minutes of the second stanza. Meanwhile, Mosley and company turned up the heat, going on a 14-3 run over a key five-minute stretch to extend their lead from 48-39 to 62-42 with 7:14 to go. Mosley had 11 points in that key stretch.

After LUC got a pair of free throws from Marquese Kennedy to stop a two-minute scoring drought, Mosley dumped the ball off to a cutting Dawson Carper on MSU's next possession for a huge dunk to make it 64-44. LUC then got layups by Braden Norris and Jacob Hutson to trim its deficit to 16 before Gaige Prim's layup pushed the visitors' advantage to 18 heading into the game's final four minutes.

But just like most games at Gentile Arena, the home side did not go down without a fight, capitalizing on a controversial flagrant foul on Prim at the 4:15 mark that resulted in two free throws by Norris and possession of the ball. That momentum swing led to a 3-pointer from Lucas Williamson to make it a 13-point contest.

Missouri State then faced a physical full-court pressure from the Ramblers down the stretch, but converted 13-of-14 free throws in the game's final three-and-a-half minutes with Lu'Cye Patterson, Mosley and Donovan Clay coming up big from the stripe. That same composure led to MSU making all six of its free throw attempts in the final minute -- along with two clutch defensive rebounds in that span -- to complete the road win against a rugged "quad-one" foe.

Joining Mosley in double figures for Missouri State was Clay with 16 points and Prim with 11 points and a game-high 10 rebounds. It was Prim's eighth double-double of the season and Clay's best offensive output since the season opener.

Loyola (14-3, 5-1 MVC) was led by Norris' 16 points and Williamson's 11. The Ramblers made 12 field goals in the second half but 10 makes came in the final six-and-a-half minutes, including three triples, as the home side made a valiant effort down the stretch, ultimately trimming MSU's lead to 73-67 with 1:22 to go.

Missouri State 79, Loyola Chicago 69

Gentile Arena, Chicago, Ill. (attendance 4,105)

MISSOURI STATE (15-6)	FG	3Pt	FT	ORDR	Reb	PF	Pts.	A	TO	Bk	St	Min
Donovan Clay, f.....	6-9	2-3	2-2	1	2	3	2	16	2	0	1	38
Gaige Prim, f.....	5-10	1-1	0-1	3	7	10	2	11	0	1	0	34
Isiah Mosley, g.....	14-22	3-7	9-11	1	7	8	1	40	2	2	0	40
Ja'Monta Black, g.....	1-5	1-4	0-0	1	2	3	2	3	0	1	0	27
Lu'cye Patterson, g.....	0-1	0-0	4-4	0	3	3	4	4	1	1	0	26
Isaac Haney.....	0-1	0-1	0-0	0	3	3	2	0	1	1	0	13
Jaylen Minnett.....	1-3	1-3	0-0	0	2	2	0	3	0	1	0	16
Dawson Carper.....	1-1	0-0	0-0	1	0	1	0	2	0	0	0	6
TEAM.....				0	0	0						Deadball: 1

Totals.....28-52 8-19 15-18 7 26 33 13 79 6 7 1 3 200
Percentages: Field Goal .538, 3-Point FG .421, Free Throw .833.

LOYOLA (14-3)	FG	3Pt	FT	ORDR	Reb	PF	Pts.	A	TO	Bk	St	Min
Aher Uguak, f.....	3-7	1-3	2-2	3	1	4	4	9	2	0	0	24
Jacob Hutson, c.....	2-6	0-4	2-2	0	0	0	1	6	1	0	0	16
Lucas Williamson, g.....	4-7	2-5	1-2	3	5	8	4	11	2	2	0	22
Braden Norris, g.....	5-12	4-10	2-2	0	3	3	2	16	5	1	0	36
Marquise Kennedy, g.....	1-7	0-4	3-4	3	1	4	1	5	2	0	0	23
Saint Thomas.....	1-1	1-1	0-0	0	0	0	0	3	0	0	0	7
Keith Clemons.....	0-0	0-0	0-0	0	0	0	0	0	0	0	0	7
Ryan Schwiager.....	4-10	1-4	0-0	0	4	4	4	9	0	1	0	23
Chris Knight.....	3-6	0-0	0-0	2	2	4	4	6	1	0	0	22
Tate Hall.....	2-6	0-3	0-0	0	3	3	1	4	1	2	1	20
TEAM.....				1	0	1						Deadball: 1

Totals.....25-62 9-34 10-12 12 19 31 21 69 14 6 1 3 200

Percentages: Field Goal .403, 3-Point FG .265, Free Throw .833.

Halftime: MSU 35, LUC 33; Officials: Winston Stith, Erwin Wilson, Kevin Driver.

Score by Periods.....	1st	2nd	Total
Missouri State.....	35	44	79
Loyola Chicago.....	33	36	69

GAME 22

**Jan. 25, 2022, Hulman Center, Terre Haute, Ind.
Indiana State 76, Missouri State 72**

Indiana State dropped in 11 first-half 3-pointers and 14 for the game en route to a 76-72 upset of Missouri State at Hulman Center.

Isiah Mosley led Missouri State with 25 points and 12 rebounds for his fourth career double-double and first this season. Gaige Prim added 15 points, while Donovan Clay, Ja'Monta Black and Lu'Cye Patterson each poured in eight for MSU.

Indiana State got 16 points from Cameron Henry and 15 from Zach Hobbs, including four triples, while Nick Hittle also hit four treys and finished with 14 points.

The Bears fell behind 41-29 at the half and by as many as 17 in the second half before pouring it on late in the game to get within 74-72 after a 3-pointer by Black with 44 seconds to go.

After Black's long bomb, the Bears got a defensive stop with Patterson snagging a critical defensive rebound. The Bears fed the ball to Mosley who drove to the bucket but couldn't convert the potential game-tying bucket, and the Sycamores snagged the rebound.

Indiana State made its final two free throws with 4.4 seconds to go to ice its first home win over Missouri State since 2016.

The Bears finished 26-of-65 (.400) from the field, 7-of-29 (.241) from distance and 13-for-15 (.867) at the line.

The Sycamores were 25-of-59 (.424) overall, 14-for-27 (.519) from long range and 12-for-16 (.750) at the stripe with a 41-34 rebounding advantage. Indiana State committed 17 turnovers with MSU collecting 9 steals.

In the first half, Indiana State buried 11 3-pointers by six different players to lead by 12 at the midway point. The Bears led 6-0 out of the gates, but then made just one field goal over a critical nine-minute stretch, while ISU went on a 19-5 run with five treys in that span.

Mosley got hot late in the half, scoring all seven Bears' points in the final three minutes to get the visitors within nine twice. But Indiana State got a pair of long bombs from freshman Hittle out of the corner to regain its 12-point advantage both times and ultimately took that lead into the locker room at the midway point.

ISU was 11-for-19 (.579) from distance in the opening period and just 4-of-17 from two-point range. The Bears shot 36.4 percent overall in the first half, including 2-of-14 from 3-point distance.

Indiana State 76, Missouri State 72

Hulman Center, Terre Haute, Ind.. (attendance 3,011)

MISSOURI STATE (15-7)	FG	3Pt	FT	ORDR	Reb	PF	Pts.	A	TO	Bk	St	Min
Donovan Clay, f.....	3-6	0-2	2-2	1	4	5	1	8	1	0	2	39
Gaige Prim, f.....	5-8	0-0	5-5	1	3	4	1	15	1	1	2	29
Isiah Mosley, g.....	9-20	3-5	4-4	1	11	12	1	25	4	7	0	38
Ja'Monta Black, g.....	3-9	2-8	0-0	0	5	5	2	8	1	0	0	30
Lu'cye Patterson, g.....	4-9	0-2	0-0	1	4	5	3	8	4	1	1	30
Isaac Haney.....	2-6	2-5	0-2	1	0	1	2	6	2	1	0	20
Jaylen Minnett.....	0-7	0-7	2-2	0	1	1	1	2	0	0	0	14
TEAM.....				1	0	1						Deadball: 1

Totals.....26-65 7-29 13-15 6 28 34 11 72 13 10 5 9 200

Percentages: Field Goal .400, 3-Point FG .241, Free Throw .867.

INDIANA STATE (9-10)	FG	3Pt	FT	ORDR	Reb	PF	Pts.	A	TO	Bk	St	Min
Simon Wilbar, f.....	2-6	1-4	0-0	1	3	4	2	5	1	0	0	14
Julian Larry, g.....	3-10	2-5	0-0	2	6	8	3	8	5	3	0	37
Micah Thomas, g.....	2-5	0-2	3-4	0	2	2	0	7	2	2	0	27
Cameron Henry, g.....	5-13	2-3	4-4	1	7	8	4	16	2	6	1	34
Zach Hobbs, g.....	5-8	4-6	1-2	0	6	6	2	15	0	0	0	36
Xavier Bledson.....	1-5	1-2	1-2	0	3	3	0	4	8	3	0	22
Kailex Stephens.....	2-6	0-0	3-4	1	3	4	0	7	1	0	1	15
Nick Hittle.....	5-6	4-5	0-0	0	2	2	3	14	0	0	0	15
TEAM.....				2	2	4						Deadball: 3 3

Totals.....25-59 14-27 12-16 7 34 41 14 76 19 17 2 2 200

Percentages: Field Goal .424, 3-Point FG .519, Free Throw .750.

Halftime: INST 41, MSU 29; Officials: Gerry Pollard, Bert Smith, Antinio Petty.

Score by Periods.....	1st	2nd	Total
Missouri State.....	29	43	72
Indiana State.....	41	35	76



GAME 23

**Jan. 29, 2022, JQH Arena, Springfield, Mo.
Missouri State 72, Evansville 58**

Gaige Prim posted a game-high 23 points, and Donovan Clay racked up 11 points, 13 rebounds and 4 assists on his birthday to help lift Missouri State to a 72-58 win over visiting Evansville.

It was Clay's second double-double as a Bear and the fourth of his career, while Prim's output marked his best offensive outing since December 1.

Evansville got 18 points from Jawaun Newton and 17 from Shamar Givance to lead the visitors.

The Bears overcame a 31-percent shooting effort in the first half to lead 28-21 at the break behind 9 points from Isiah Mosley and 12 points in the paint by the home side. After a floater by Givance made it a five-point game just before the under-four media timeout, the Bears went on a 6-2 run behind Prim, Mosley and Lu'Cye Patterson to take their biggest lead of the opening half, 28-19, before UE scored the final bucket of the period.

MoState pushed ahead by 10 on two occasions early in the second half, both on buckets by Clay, and seemed to have things under control after Mosley splashed home a 3-pointer and scored a layup to make it a 38-29 game with 15:52 left to go.

But the Purple Aces came out of the timeout with their best surge of the evening, reeling off 13 unanswered points over a four-minute stretch to take a 42-38 lead with 11:48 remaining.

That's when Missouri State turned to Prim to save the day. The All-MVC first-teamer scored the Bears' next nine points to return the lead to the home side.

Then, just after the nine-minute mark, Missouri State put the game on ice, going on a 13-0 run of its own in the span of less than three-and-a-half minutes. MSU got buckets from Clay, Prim and Patterson along with a 3-pointer from Isaac Haney and four critical free throws from Prim and Patterson to make it a 60-47 contest.

Missouri State would eventually lead by as many as 16 on a 3-pointer from Ja'Monta Black in the final two minutes of the contest and finished the evening with a 25-11 scoring stretch over the final nine minutes.

The Bears matched a season-low 39.7 percent from the field (23-of-58), but turned the ball over just five times and out-rebounded the Aces by a 42-34 margin. In fact, UE had just three offensive rebounds and turned in no second-chance points.

MSU was also 5-of-19 (.263) from long range and 21-of-29 (.724) at the line with 8 steals, 16 second-chance points and 28 points in the paint.

UE finished 22-for-56 (.393) overall, 5-for-22 (.227) from downtown and 9-of-10 (.900) at the line with 10 turnovers.

With the win, Missouri State captured its 16th win before the start of February, a milestone the program has not achieved since the 2010-11 championship season.

Missouri State 72, Evansville 58

JQH Arena, Springfield, Mo. (attendance 4,894)

EVANSVILLE (5-15)	FG	3Pt	FT	OR DR	Reb	PF	Pts.	A	TO	Bk	St	Min
Evan Kuhlman, f.....	1-2	0-0	1-1	0	4	4	4	3	1	2	0	1 26
Preston Phillips, f.....	2-3	0-0	0-0	1	11	12	4	4	1	0	0	29
Jawaun Newton, g.....	6-13	3-7	3-3	0	4	4	2	18	0	1	2	1 35
Shamar Givance, g.....	7-16	0-3	3-4	1	3	4	1	17	4	3	0	2 34
Noah Frederking, g.....	0-7	0-5	0-0	0	3	3	0	0	1	0	0	26
Gage Bobe.....	0-0	0-0	0-0	0	0	0	0	0	0	0	0	1
Blake Sisley.....	2-4	0-1	0-0	1	3	4	3	4	0	1	1	0 18
Blaise Beauchamp.....	2-6	1-2	2-2	0	0	3	7	1	1	0	0	13
Antoine Smith Jr.....	2-5	1-4	0-0	0	3	3	3	5	0	1	0	0 18
TEAM.....				0	0	0						Deadball: 0
Totals.....	22-56	5-22	9-10	3	31	34	23	58	7	10	3	4 200

Percentages: Field Goal .393, 3-Point FG .227, Free Throw .900.

MISSOURI STATE (16-7)	FG	3Pt	FT	OR DR	Reb	PF	Pts.	A	TO	Bk	St	Min
Donovan Clay, f.....	5-8	0-2	1-2	3	10	13	2	11	4	1	1	0 33
Gaige Prim, f.....	7-12	0-0	9-14	2	3	5	0	23	2	2	3	0 31
Isiah Mosley, g.....	5-14	2-5	2-2	2	6	8	1	14	1	1	0	1 32
Ja'Monta Black, g.....	2-10	1-6	0-0	1	4	5	3	5	0	0	0	2 33
Lu'Cye Patterson, g.....	2-7	0-1	6-7	2	1	3	1	10	1	1	0	1 30
Isaac Haney.....	1-3	1-2	3-4	0	6	6	2	6	1	0	0	1 23
Jaylen Minnett.....	1-4	1-3	0-0	0	1	1	2	3	0	0	0	3 14
Nic Tata.....	0-0	0-0	0-0	0	0	0	0	0	0	0	0	1
Dawson Carper.....	0-0	0-0	0-0	0	0	0	0	0	0	0	0	3
TEAM.....				0	1	1						Deadball: 2
Totals.....	23-58	5-19	21-29	10	32	42	11	72	9	5	4	8 200

Percentages: Field Goal .397, 3-Point FG .263, Free Throw .734.
Halftime: MSU 28, UE 21; Officials: Jeff Campbell, Ed Crenshaw, John Hendricks.

Score by Periods.....	1st	2nd	Total
Evansville.....	21	37	58
Missouri State.....	28	44	72

GAME 24

**Feb. 2, 2022, Banterra Center, Carbondale, Ill.
Missouri State 69, Southern Illinois 54**

Missouri State got 22 points apiece from Isiah Mosley and Gaige Prim and shot 64 percent in the second half to take a 69-54 road victory over Southern Illinois, giving the Bears the season sweep of the Salukis.

After taking a 29-24 lead into the intermission and seeing the home side get within 32-30 early in the final period, Missouri State used good shot selection, solid rebounding and the team's usual effectiveness at the free throw line to pull away late.

The Bears made 14-of-22 (.636) field goals in the final period, outscoring the Salukis by ten over the final 20 minutes and out-rebounding them 38-23 for the game.

After the first media timeout of the second half, SIU turned it into a four-point game on a pair of technical free throws from Marcus Domansk. But the small Banterra Center crowd starting to make some noise, the Bears used the moment as motivation, collecting 3-pointers from Ja'Monta Black and Mosley and a layup by Donovan Clay to take their first double-figure lead of the game, 46-36, with 13 minutes to go.

A 15-1 run soon followed with Dawson Carper, Mosley and Jaylen Minnett ignited things, before Prim put the exclamation on the stretch with six straight points over the four-and-a-half minute stretch. By the time SIU's Dalton Banks made two free throws with 7:35 to play, MSU had built a 61-39 lead.

Lance Jones led Southern Illinois with 14 points, while Domansk scored 9.

The Bears finished the game 25-of-46 (.543) from the field, including 6-of-14 (.429) from distance and made 13-for-17 (.769) at the line. Missouri State matched a season-high with 7 blocks and committed 13 turnovers.

The Bears got a career-high 10 rebounds from Lu'Cye Patterson who also dished out 5 assists with no turnovers. MSU also got big boards from Clay with 8, while Mosley and Prim snagged 6 boards each.

Southern was 21-of-58 (.362) overall from the field, 3-for-20 (.150) from distance and 9-of-12 (.750) at the stripe with 7 turnovers. The Salukis accounted for 32 of their 54 points in the paint.

In the first half, the Bears held the Salukis to 38 percent from the field and just two second-chance points to take a 29-24 lead into the break. Missouri State used a 9-0 run to overcome an early 7-2 advantage for the home club.

Six lead changes later, Prim put MoState on top for the rest of the night with an offensive rebound and layup with just under eight minutes to go in the opening period. That outburst was part of an 11-2 run by the Bears who soon led 29-21 on a baseline drive and dunk by Clay.

Missouri State 69, Southern Illinois 54

Banterra Center, Carbondale, Ill. (attendance 3,630)

MISSOURI STATE (17-7)	FG	3Pt	FT	OR DR	Reb	PF	Pts.	A	TO	Bk	St	Min
Donovan Clay, f.....	4-6	0-1	0-1	0	8	8	1	8	3	1	2	0 29
Gaige Prim, f.....	9-11	1-1	3-4	2	4	6	2	22	0	5	2	1 30
Isiah Mosley, g.....	6-11	2-4	8-8	2	4	6	2	22	2	1	0	1 31
Ja'Monta Black, g.....	2-6	1-5	2-2	0	2	2	2	7	0	1	1	0 33
Lu'Cye Patterson, g.....	0-6	0-0	0-2	2	8	10	1	0	5	0	1	0 37
Isaac Haney.....	0-1	0-0	0-0	0	1	1	1	0	1	3	0	0 12
Jaylen Minnett.....	2-3	2-3	0-0	0	0	0	3	6	0	0	0	0 18
Dawson Carper.....	2-2	0-0	0-0	0	3	3	1	4	0	1	1	0 10
TEAM.....				0	2	2						Deadball: 3 1
Totals.....	25-46	6-14	13-17	6	32	38	13	69	11	13	7	2 200

Percentages: Field Goal .543, 3-Point FG .429, Free Throw .765.

SOUTHERN ILL. (10-11)	FG	3Pt	FT	OR DR	Reb	PF	Pts.	A	TO	Bk	St	Min
Marcus Domask, f.....	2-10	1-5	4-4	0	2	2	1	9	2	0	0	0 28
J.D. Muila, c.....	2-4	0-0	0-0	0	2	2	3	4	0	1	1	0 17
Lance Jones, g.....	6-14	1-6	1-2	0	0	0	2	14	4	2	0	2 32
Ben Coupet Jr., g.....	1-6	0-1	1-2	1	1	2	0	3	0	1	1	0 21
Steven Verplancken, g.....	1-5	0-2	0-0	0	2	2	3	2	0	0	0	1 18
Dalton Banks.....	3-5	0-1	3-4	0	1	1	3	9	1	0	0	1 24
Kyler Filewich.....	3-5	0-0	0-0	0	3	3	2	6	0	2	0	0 20
Troy D'Amico.....	1-5	0-2	0-0	1	2	3	2	2	0	0	0	0 18
Trent Brown.....	2-4	1-3	0-0	0	0	0	0	5	0	1	0	1 22
TEAM.....				5	3	8						Deadball: 1
Totals.....	21-58	3-20	9-12	7	16	23	16	54	7	7	2	5 200

Percentages: Field Goal .362, 3-Point FG .150, Free Throw .750.
Halftime: MSU 29, SIU 24; Officials: Terry Oglesby, Brooks Wells, Amy Bonner.

Technical Fouls: (MSU) Mosley.

Score by Periods.....	1st	2nd	Total
Missouri State.....	29	40	69
Southern Illinois.....	24	30	54



GAME 25

**Feb. 6, 2022, JQH Arena, Springfield, Mo.
Loyola Chicago 71, Missouri State 62**

Visiting Loyola hit two clutch 3-pointers in the final four minutes and turned a one-point game into a 71-62 victory over Missouri State.

Missouri State got 21 points and 10 rebounds from Gaige Prim, while Lu'Cye Patterson added 14 points, and Isiah Mosley scored 12.

The Bears trimmed a 10-point second-half deficit down to 57-56 on a three ball from Isaac Haney with 4:49 remaining to get the JQH Arena gathering of more than 6,000 on its feet. But Loyola responded with a 5-0 mini-run over the next minute with Aher Uguak and Lucas Williamson doing the damage.

Mosley answered with a quick bucket for the home side at the 3:22 mark to bring the Bears back within 62-58, but it would be MoState's final field goal of the afternoon. Missouri State got four free throws from Mosley in the final two minutes, but missed its final three field goal attempts, while Loyola made four of its last six shots down the stretch to seal the win.

Chris Knight scored on a left-handed layup for the Ramblers (18-4, 9-2 MVC), and Tate Hall then pushed the visitors ahead by seven with an open 3-pointer with 1:43 to play.

Williamson led Loyola with 19 points, while Uguak scored 12 with eight rebounds, and Braden Norris registered 10 points and 4 assists. Hall paced LUC's bench with 13 points behind three treys.

Loyola finished an efficient 26-for-49 (.531) from the field and 8-of-17 (.471) from bonus distance while making 11-of-13 (.846) free throws. The Ramblers also out-rebounded MSU by a 30-26 margin.

Missouri State was 25-of-57 (.439) overall, but converted just 4-of-21 (.190) from long range, matching a season-low. The Bears capitalized on 8-of-11 free throws (.727) with just 9 turnovers and 36 points in the paint.

Prim's five offensive boards helped MoState post 13 second-chance points.

In the first half, the Bears rode the hot hand of Prim to a 29-28 halftime advantage. Prim was 8-of-12 from the field in the first 20 minutes for 17 points, to help MSU overcome 20 Loyola points in the paint and seven lead changes.

MoState also racked up 11 second-chance points in the opening period behind 7 offensive boards.

Loyola Chicago 71, Missouri State 62

JQH Arena, Springfield, Mo. (attendance 6,117)

LOYOLA (18-4)	FG	3Pt	FT	OR DR	Reb	PF	Pts.	A	TO	Bk	St	Min
Chris Knight, f.....	1-2	0-0	0-0	1	2	3	4	2	0	1	1	9
Aher Uguak, f.....	5-10	0-3	2-2	1	7	8	3	12	0	1	0	36
Lucas Williamson, g.....	7-12	3-5	2-2	1	3	4	2	19	5	2	0	1
Braden Norris, g.....	3-7	0-2	4-4	1	4	5	1	10	4	2	0	3
Keith Clemons, g.....	1-1	1-1	2-3	0	1	1	0	5	0	0	0	15
Saint Thomas.....	0-0	0-0	0-0	0	0	0	0	0	0	0	0	3
Tom Welch.....	3-5	1-2	1-2	0	2	2	1	8	0	1	0	12
Ryan Schwiager.....	0-0	0-0	0-0	0	0	0	2	0	0	1	0	5
Jacob Hutson.....	1-4	0-0	0-0	0	1	1	2	3	3	0	0	18
Tate Hall.....	5-8	3-4	0-0	1	3	4	1	13	0	1	0	27
TEAM.....				0	2	2						
Totals.....	26-49	8-17	11-13	5	25	30	15	71	12	12	1	5 200

Percentages: Field Goal .531, 3-Point FG .471, Free Throw .846.

MISSOURI STATE (17-8)	FG	3Pt	FT	OR DR	Reb	PF	Pts.	A	TO	Bk	St	Min
Donovan Clay, f.....	3-7	0-2	1-3	0	3	3	1	7	2	1	0	38
Gaige Prim, f.....	9-15	0-0	3-4	5	5	10	3	21	2	5	2	38
Isiah Mosley, g.....	4-14	0-6	4-4	0	2	2	2	12	3	2	0	37
Ja'Monta Black, g.....	1-5	1-4	0-0	1	1	2	1	3	0	1	0	22
Lu'Cye Patterson, g.....	6-8	2-3	0-0	1	1	2	3	14	3	0	0	31
Isaac Haney.....	1-4	1-4	0-0	0	3	3	2	3	1	0	0	20
Jaylen Minnett.....	1-4	0-2	0-0	0	1	1	0	2	1	0	0	12
Dawson Carper.....	0-0	0-0	0-0	0	0	0	0	0	0	0	0	2
TEAM.....				2	1	3						
Totals.....	25-57	4-21	8-11	9	17	26	12	62	12	9	2	4 200

Percentages: Field Goal .439, 3-Point FG .190, Free Throw .727.

Halftime: MSU 29, LUC 28; Officials: Gerry Pollard, Ray Natili, Kipp Kissinger.

Score by Periods.....	1st	2nd	Total
Loyola Chicago.....	28	43	71
Missouri State.....	29	33	62

GAME 26

**Feb. 9, 2022, Knapp Center, Des Moines, Iowa
Missouri State 66, Drake 62**

Ja'Monta Black finished with six points, but they all came in the final minute to help lift Missouri State to a dramatic 66-62 come-from-behind win at Drake.

The Bears were led by 21 points from Gaige Prim and 14 points from Isiah Mosley with Lu'Cye Patterson and Jaylen Minnett each pumping in 10 points. Mosley also had a game-high 11 rebounds.

The victory was Missouri State's first road victory at Drake since 2017 and its first regular-season sweep of the Bulldogs since 2016.

The Bears trailed by as many as eight in the second half and trailed, 56-50, after a dunk by ShanQuan Hemphill with 5:56 to go that had the Knapp Center gathering of more than 3,300 on its feet.

But the Bears then turned to Prim who quickly got MSU back on track and within two points of the lead on back-to-back layups heading into the final media timeout.

From there, MSU got three straight defensive stops while close-range buckets by Patterson and Prim tied the game up, 58-58 at the 1:45 mark, and a pair of free throws from Black with a minute to go gave the Bears a two-point advantage and a lead they would never relinquish.

After another Bears' stop, Mosley sank a pair of free throws to give MoState its biggest lead of the night, 62-58. Roman Penn got a length of the floor layup to keep Drake in the game, but on the ensuing in-bound play, Black broke free for an open layup with just 13 seconds to go to make it a four-point game once again.

Black would then put it out of reach with 8.3 seconds to go with another pair of free throws to give the Bears their fifth Valley road win of the season.

On the night, MSU finished 23-of-50 (.460) from the field, but was an even 12-for-24 in the second half. The Bears were also 4-for-15 (.267) from 3-point distance and an impressive 16-for-19 (.842) at the line with a 35-33 rebounding edge.

Minnett eclipsed 1,600 career points in the victory with his first double-figure scoring outing Dec. 30.

Drake finished 22-for-60 (.367) from the field, 3-of-15 (.200) from distance and 15-for-16 (.938) at the line.

Darnell Brodie, Hemphill and Garrett Sturtz led Drake with 12 points apiece.

The Bears led for just two minutes, 10 seconds in the contest.

In the first half, there were four ties and eight lead changes, but Drake took a narrow 30-29 lead into the intermission behind 10 points from Brodie and 20 points in the paint.

The Bears fell behind 8-0 out of the gates but held Drake to 8-for-29 from the field after that to get back in it. Mosley led the Bears' resurgence with 12 first-half points, while Prim pitched in 11. They combined for 9 of MSU's 11 first-half field goals with Minnett scoring the other two.

Missouri State 66, Drake 62

Knapp Center, Des Moines, Iowa. (attendance 3,305)

MISSOURI STATE (18-8)	FG	3Pt	FT	OR DR	Reb	PF	Pts.	A	TO	Bk	St	Min
Donovan Clay, f.....	1-2	0-0	0-2	0	2	2	4	2	1	3	1	26
Gaige Prim, f.....	8-14	1-1	4-4	3	5	8	2	21	0	2	0	36
Isiah Mosley, g.....	5-14	0-4	4-4	1	10	11	3	14	3	3	0	40
Ja'Monta Black, g.....	1-1	0-0	4-4	0	4	4	1	6	0	1	0	26
Lu'Cye Patterson, g.....	3-7	0-1	4-4	0	2	2	3	10	2	4	1	35
Isaac Haney.....	1-2	1-2	0-0	1	1	2	3	3	0	1	0	11
Jaylen Minnett.....	4-10	2-7	0-1	0	3	3	1	10	1	0	0	24
Dawson Carper.....	0-0	0-0	0-0	0	0	0	2	0	0	0	0	2
TEAM.....				3	0	3						
Totals.....	23-50	4-15	16-19	8	27	35	19	66	7	14	2	7 200

Percentages: Field Goal .460, 3-Point FG .267, Free Throw .842.

DRAKE (17-8)	FG	3Pt	FT	OR DR	Reb	PF	Pts.	A	TO	Bk	St	Min
Tremell Murphy, f.....	1-5	0-3	0-1	1	2	3	4	2	1	0	0	21
D.J. Wilkins, g.....	3-13	2-4	2-2	0	1	4	10	1	5	0	3	35
Roman Penn, g.....	2-10	0-1	2-2	0	3	3	6	6	2	0	1	28
Garrett Sturtz, g.....	4-9	0-3	4-4	3	5	8	1	12	0	1	1	27
Tucker DeVries, g.....	2-7	1-4	3-3	1	5	6	4	8	2	1	1	34
ShanQuan Hemphill.....	5-6	0-0	2-2	3	1	4	1	12	0	1	1	27
Ayo Akinwale.....	0-0	0-0	0-0	0	0	0	1	0	0	0	0	8
Darnell Brodie.....	5-10	0-0	2-2	3	4	7	1	12	0	0	0	30
TEAM.....				1	0	1						
Totals.....	22-60	3-15	15-16	12	21	33	19	62	10	10	3	8 200

Percentages: Field Goal .367, 3-Point FG .200, Free Throw .938.

Halftime: DU 30, MSU 29; Officials: Kelly Self, Roland Simmons, Winston Stith.

Score by Periods.....	1st	2nd	Total
Missouri State.....	29	37	66
Drake.....	30	32	62



GAME 27

**Feb. 12, 2022, JQH Arena, Springfield, Mo.
Missouri State 84, Valparaiso 66**

Missouri State had four players score in double figures, including a game-high 22 from Isaiah Mosley, to turn back visiting Valparaiso, 84-66, securing the Bears' 10th conference victory of the season.

The Bears also got 15 points apiece from Gaige Prim, Ja'Monta Black and Jaylen Minnett. Donovan Clay snagged a game-high 11 rebounds and 5 assists to help the Bears to a 40-27 margin on the glass.

Missouri State also dropped in a dozen 3-pointers, including five apiece from Black and Minnett, the team's most since Jan. 8.

The double-figure victory was not an easy one as it battled through some first-half foul trouble and Valpo's 12-for-13 effort from the line in the opening stanza. But almost as soon as the second half started, MSU found another gear, taking less than four minutes to turn a five-point halftime lead into a 14-point advantage.

Missouri State's 11-2 run to start the second half included two buckets apiece from Prim and Mosley along with a three from Black to make it a 52-38 game.

With just over 13 minutes to go, Minnett buried his third try of the game to push the maroon side ahead, 59-44, but Valpo (11-14, 4-9 MVC) then mounted its biggest run of the afternoon. The Beacons went on an 8-0 surge over the next two minutes to trim their deficit to seven, but Eron Gordon's layup at the 11:37 mark would be one of just two field goals by the visitors over the next 10 minutes.

The Bears then put the game on ice, using a 20-7 run over a key seven-minute stretch. Minnett knocked down two more triples, and Black scored his fifth try of the day, while teammates Mosley, Lu'Cye Patterson and Prim combined to go 7-for-8 at the foul line and push MSU ahead, 79-59, with 3:25 remaining.

For the game, the Bears finished 29-of-57 (.509) from the field and 12-for-33 (.364) from 3-point range. MoState was also 14-for-15 (.933) from the line with 11 turnovers, 7 blocked shots and 16 assists.

Mosley was 8-for-11 from the field, while Prim was 7-of-11.

Valparaiso was led by Ben Krikke's 20 points and 6 rebounds. The Beacons also got 11 points apiece from Kobe King and Sheldon Edwards.

The visitors finished 19-for-55 (.345) from the field, including a 24-percent effort in the second half and converted just 3-of-12 (.250) from bonus distance. The Beacons did excel at the stripe, making 25-of-27 (.926) free throws.

In the first half, a key 8-0 run powered by a pair of 3-pointers from Black ended a brief 16-15 lead for Valpo and gave the home side a seven-point advantage 13 minutes into the game. That lead would swell to 10 with three minutes to go in the half on a 3-point play by Mosley who registered 12 points in the opening period.

Missouri State 84, Valparaiso 66

JQH Arena, Springfield, Mo. (attendance 4,314)

VALPARAISO (11-14)	FG	3Pt	FT	ORDR	Reb	PF	Pts.	A	TO	Bk	St	Min	
Thomas Kithier, f.....	2-8	0-0	4-4	2	3	5	3	8	0	1	1	0	26
Kevion Taylor, f.....	2-11	0-1	2-2	1	5	6	2	6	3	1	0	2	35
Ben Krikke, f.....	7-12	0-0	6-7	3	3	6	4	20	0	0	2	1	30
Preston Ruedinger, g.....	1-2	1-2	0-0	0	0	0	3	3	1	1	0	1	16
Kobe King, g.....	2-11	0-2	7-8	2	2	4	1	11	1	0	1	1	29
Darius DeAveiro.....	0-1	0-1	0-0	0	2	2	3	0	1	1	0	0	16
Eron Gordon.....	2-4	1-2	0-0	1	0	1	1	5	0	0	1	0	17
Sheldon Edwards.....	2-5	1-4	6-6	0	3	3	2	11	1	2	0	0	26
Joe Hedstrom.....	1-1	0-0	0-0	0	0	0	0	2	0	0	0	0	2
Trey Woodyard.....	0-0	0-0	0-0	0	0	0	0	0	1	0	0	0	3
TEAM.....				0	0			Deadball: 0					
Totals.....	19-55	3-12	25-27	9	18	27	19	66	8	6	5	5	200
Percentages: Field Goal .345, 3-Point FG .250, Free Throw .926.													

Percentages: Field Goal .345, 3-Point FG .250, Free Throw .926.

MISSOURI STATE (19-8)	FG	3Pt	FT	ORDR	Reb	PF	Pts.	A	TO	Bk	St	Min	
Donovan Clay, f.....	0-3	0-0	2-2	5	6	11	3	2	5	2	1	0	33
Gaige Prim, f.....	7-11	0-1	1-2	1	3	4	3	15	2	2	2	0	21
Isiah Mosley, g.....	8-11	1-1	5-5	0	6	6	3	22	2	3	2	1	36
Ja'Monta Black, g.....	5-8	5-8	0-0	0	7	7	3	15	1	0	0	0	26
Lu'cye Patterson, g.....	1-4	0-0	6-6	0	3	3	3	8	3	0	0	0	29
Isaac Haney.....	0-2	0-0	0-0	1	0	1	2	0	2	0	0	0	17
Jaylen Minnett.....	5-14	5-12	0-0	0	2	2	2	15	1	0	0	0	22
Nic Tata.....	0-0	0-0	0-0	0	0	0	0	0	1	0	0	0	6
Dawson Carper.....	3-4	1-1	0-0	2	2	4	3	7	0	1	2	0	10
TEAM.....				2	0	2		Deadball: 0	2				
Totals.....	29-57	12-23	14-15	11	29	40	22	84	16	11	7	1	200

Percentages: Field Goal .509, 3-Point FG .522, Free Throw .933.

Halftime: MSU 41, VU 36; Officials: Tyler Kumpf, Jeff Malham, Tyler Kumpf.

Score by Periods.....	1st	2nd	Total
Valparaiso.....	36	40	66
Missouri State.....	41	43	84

GAME 28

**Feb. 15, 2022, JQH Arena, Springfield, Mo.
Missouri State 79, Indiana State 70**

Gaige Prim scored 32 points and grabbed 11 rebounds, both game highs, to help Missouri State to a 79-70 come-from-behind win over visiting Indiana State.

Prim's effort was just one point shy of a career high, while his 18 free throws (on 21 attempts) was just one shy of a school record. It was his 10th double-double of the season. Fellow senior Jaylen Minnett also had a memorable evening for the Bears, matching a season-high with 22 points behind six 3-pointers.

Cooper Neese led the Sycamores (11-15, 4-10) with 23 points, while Cameron Henry pitched in 12 points, 7 rebounds and 5 assists for the visitors.

With the win, Missouri State secured a 20-win season for the 30th time in program history and 17th time in its Division I era.

The victory was not an easy one for the Bears, who avenged a four-point loss in Terre Haute in Jan. 25. Indiana State scored the game's first seven points and then matched that lead after a 6-0 run with 12:29 to go in the game.

A traditional 3-point play by Isaac Haney stopped the ISU momentum before Minnett's fifth triple of the night got the Bears back within one. Haney then tied it up, 53-53, headed into the under-12 timeout with an open corner three.

Four minutes later, ISU took a two-point lead on a three from Neese, but Haney's layup knotted the score for the final time, 61-61, with 7:51 to play.

The Bears then exploded on 16-1 run over the next six minutes to put things on ice. Prim accounted for 11 points in that stretch, while Minnett scored five, including his final 3-pointer of the night that gave MSU its first double-figure lead of the game at the 3:44 mark. As the smoke cleared, the Bears led 77-62 with 2 min left.

The Sycamores were 0-for-5 from the field in that stretch, all from 3-point range.

Indiana State finally knocked down a pair three pointers in the final two minutes to get the final margin back to single figures, but the home side rose to the occasion in the clutch to keep the Bears in the Valley race.

For the night, the Bears were 26-of-60 (.433) from the field, but converted 60-percent in the second half alone. MSU was also 8-for-18 (.444) from 3-point range and 19-of-22 (.864) at the stripe with a 39-29 rebounding advantage.

Missouri State also committed just 8 turnovers, four each half. Behind Minnett and Haney, the Bears racked up 30 bench points, their most in league play.

The Sycamores finished 22-of-54 (.407) from the field, 9-of-29 (.310) from three-point range, and 17-for-21 (.810) at the line with 10 turnovers.

In the first half, the Bears shot just 31 percent after a 2-for-9 start but erased an early 7-0 deficit to lead as late as the six-minute mark. Minnett tied the game, 31-31, with 65 seconds left in the half with a short jumper, but Henry pushed the Sycamores ahead by two at the intermission with the final bucket of the half.

Missouri State 79, Indiana State 70

JQH Arena, Springfield, Mo. (attendance 3,522)

INDIANA STATE (11-15)	FG	3Pt	FT	ORDR	Reb	PF	Pts.	A	TO	Bk	St	Min	
Kailex Stephens, f.....	4-7	0-3	6-8	0	6	6	1	14	0	2	0	0	36
Simon Wilbar, f.....	3-7	2-5	0-0	0	3	3	4	8	1	0	3	0	17
Julian Larry, g.....	1-3	1-3	0-0	0	2	2	1	3	0	1	1	1	27
Cooper Neese, g.....	6-14	3-6	8-9	2	4	6	0	23	1	2	0	0	38
Cameron Henry, g.....	4-13	1-5	3-4	0	7	7	3	12	5	4	0	1	35
Xavier Bledson.....	2-3	2-2	0-0	0	1	1	2	6	2	1	0	0	12
Zach Hobbs.....	0-2	0-2	0-0	0	2	2	0	0	0	0	1	0	18
Dearon Tucker.....	2-2	0-0	0-0	0	1	1	5	4	0	0	1	1	6
Nick Hittle.....	0-3	0-3	0-0	0	1	1	4	0	0	0	0	0	11
TEAM.....				0	0	0		Deadball: 4					
Totals.....	22-54	9-29	17-21	2	27	29	20	70	9	10	6	3	200

Percentages: Field Goal .407, 3-Point FG .310, Free Throw .810.

MISSOURI STATE (20-8)	FG	3Pt	FT	ORDR	Reb	PF	Pts.	A	TO	Bk	St	Min	
Donovan Clay, f.....	0-4	0-1	0-0	2	3	5	1	0	4	0	1	0	25
Gaige Prim, f.....	7-16	0-0	18-21	4	7	11	2	32	2	3	2	1	37
Isiah Mosley, g.....	3-8	1-1	0-0	1	6	7	2	7	3	1	0	1	32
Ja'Monta Black, g.....	0-4	0-3	0-0	1	4	5	3	0	1	0	0	0	25
Lu'cye Patterson, g.....	5-8	0-0	0-0	0	3	3	2	10	0	0	0	2	24
Isaac Haney.....	3-6	1-3	1-1	0	3	3	2	8	0	2	0	0	26
Jaylen Minnett.....	8-14	6-10	0-0	0	3	3	2	22	3	1	1	0	28
Dawson Carper.....	0-0	0-0	0-0	0	0	0	0	0	0	0	0	0	3
TEAM.....				1	1	2		Deadball: 1	1				
Totals.....	26-60	8-18	19-22	9	30	39	14	79	13	8	4	4	200

Percentages: Field Goal .433, 3-Point FG .444, Free Throw .864.

Halftime: INST 33, MSU 31; Officials: Darron George, Bret Smith, K.B. Burdett
Technical - Bench (MSU)

Score by Periods.....	1st	2nd	Total
Indiana State.....	33	37	70
Missouri State.....	31	48	79



GAME 29

**Feb. 20, 2022, McLeod Center, Cedar Falls, Iowa
Northern Iowa 95, Missouri State 75**

Northern Iowa had five players score in double figures and splashed home 13 3-pointers to turn back visiting Missouri State, 95-75.

It marked the largest margin of defeat on the season for Missouri State (20-9, 11-5 MVC), which was led by Gaige Prim and Lu'Cye Patterson with 24 and 18 points, respectively. The Bears also got 11 points from Ja'Monta Black and 10 points from Donovan Clay.

Prim finished 9-for-15 from the field and 5-of-6 from the line with six rebounds, while Patterson made 7-of-13 shots on the afternoon. Black splashed home three of MSU's six 3-pointers and Clay was 5-of-7 from the field.

UNI's top scorer was A.J. Green who scored 21, while Bowen Born and Noah Carter racked up 17 apiece.

UNI took it to the visitors from the start, taking less than four minutes to build a double-figure lead, 13-2, while the Bears made just one of their first five shots.

The dust seemed to settle moments later with Prim scoring on back-to-back possession with a layup from Donovan Clay capping a 6-0 Bears run to make it 15-11.

Midway through the opening half, a layup from Patterson and triple by Jaylen Minnett got the Bears within 24-20 and had the ball twice with a chance to make it a two-point game. However, UNI's short dry spell was soon answered with 3-pointers from Green and Trae Berhow to push the home side ahead by 10 in the blink of an eye.

Later in the half, UNI ran its offense through the foul line, getting 8 free throws down the stretch to take their biggest lead of the afternoon, 49-33, into the break.

Missouri State would trim its deficit to a dozen on a 3-pointer by Jaylen Minnett just over five minutes into the second half, but UNI responded with a frenzy of threes of its own, including two by Carter, to push ahead 69-49 at the 11:32 mark.

By the time Prim fouled out with 3:34 to go, the Panthers had an 85-67 lead.

All in all, the second half played fairly even with UNI owning a 46-42 scoring advantage behind nearly 60 percent shooting. Every time the Bears would cut into their deficit, the Panthers seemed to answer with another long-range bomb to keep the visitors at arm's length.

For the game, Missouri State shot 29-of-59 (.492) overall and 6-of-24 (.250) from 3-point range. MSU was also 11-of-15 (.733) at the line with just 11 turnovers.

Northern Iowa 95, Missouri State 75

McLeod Center, Cedar Falls, Iowa (attendance 3,353)

MISSOURI STATE (20-9)	FG	3Pt	FT	ORDR	Reb	PF	Pts.	A	TO	Bk	St	Min	
Donovan Clay, f.....	5-7	0-2	0-0	2	2	4	3	10	2	3	1	2	36
Gaige Prim, f.....	9-15	1-2	5-6	4	2	6	6	24	3	2	0	0	27
Isiah Mosley, g.....	2-7	0-3	2-3	0	5	5	1	6	1	4	0	1	28
Ja'Monta Black, g.....	4-8	3-7	0-0	0	4	4	2	11	3	0	0	0	31
Lu'cye Patterson, g.....	7-13	0-3	4-6	0	4	4	2	18	1	0	0	1	34
Isaac Haney.....	0-1	0-0	0-0	0	1	1	1	0	0	2	0	0	10
Jaylen Minnett.....	2-7	2-7	0-0	0	1	1	1	6	3	0	0	0	28
Dawson Carper.....	0-1	0-0	0-0	2	1	3	1	0	0	0	0	0	6
TEAM.....				1	1	2							
							Deadball: 2						

Percentages: Field Goal .492, 3-Point FG .250, Free Throw .733.

NORTHERN IOWA (16-10)	FG	3Pt	FT	ORDR	Reb	PF	Pts.	A	TO	Bk	St	Min	
Noah Carter, f.....	5-11	2-5	5-9	1	7	8	4	17	1	1	0	0	28
Nate Heise, g.....	6-7	1-2	1-1	1	3	4	1	14	2	2	1	2	31
Tywhon Pickford, g.....	2-3	1-1	1-2	2	4	6	2	6	0	1	0	0	22
AJ Green, g.....	6-11	3-7	6-6	0	3	3	1	21	7	1	0	2	39
Trae Berhow, g.....	5-10	3-6	2-3	1	5	6	3	15	1	2	0	0	34
Cole Henry.....	0-0	0-0	0-0	0	0	0	0	0	0	0	0	0	1
Bowen Born.....	7-10	3-6	0-0	0	0	0	0	17	4	0	0	0	27
Antwan Kimmons.....	0-0	0-0	0-0	0	0	0	0	0	0	0	0	0	1
Derek Krogmann.....	0-0	0-0	0-0	0	0	0	0	0	0	0	0	0	1
Tyran Anderson.....	0-0	0-0	0-0	0	0	0	0	0	0	0	0	0	1
Drew Daniel.....	0-0	0-0	0-0	0	0	0	0	0	0	0	0	0	1
James Betz.....	0-0	0-0	0-0	0	1	1	0	0	0	0	0	0	1
Austin Phyfe.....	2-4	0-1	1-2	0	0	0	4	5	1	1	0	0	13
TEAM.....				1	0	1		Deadball: 3					
Totals.....	33-56	13-28	16-23	6	23	29	15	95	16	9	1	4	200

Percentages: Field Goal .589, 3-Point FG .464, Free Throw .696.

Halftime: UNI 49, MSU 33; Officials: Gary Maxell, Jeb Hartness, Marques Pettigrew.

Technical - Prim (MSU)

Score by Periods.....	1st	2nd	Total
Missouri State.....	33	42	75
Northern Iowa.....	49	46	95

GAME 30

**Feb. 23, 2022, JQH Arena, Springfield, Mo.
Missouri State 83, Bradley 67**

Led by 33 points from Isiah Mosley, Missouri State shot 53.2 percent from the field and turned back visiting Bradley, 83-67.

Mosley also snagged a game-high 11 rebounds for his third double-double of the season, in addition to his sixth 30-point scoring effort and 17th game with 20 or more points. Donovan Clay also pitched in 17 points and 7 rebounds for the home side while going 7-for-7 from the field.

Bears' seniors Gaige Prim and Jaylen Minnett were honored in pregame ceremonies with Prim responding with a 14-point night, and Minnett splashing home two 3-pointers and 8 points in his final appearance at JQH Arena.

Bradley did not make things easy, staying within striking most of the second half and trimming MSU's lead to 67-62 with just over eight minutes to go behind a timely 7-0 run. However, after the under-eight media timeout, MoState responded with a 10-0 run of its own, getting four points from Mosley, three from Prim and three from Clay to stretch the lead to 77-62.

Clay later gave the Bears their biggest lead of the night with a towering alley-oop dunk from Mosley to make it 81-64. It was Mosley's third assist of the night, matching a game-high.

The Bears made 33-of-62 shots on the night, including a 59-percent shooting effort in the second half. Mosley also led the home squad with five 3-pointers on the icy evening, with Clay and Minnett adding two apiece to give the Bears a 9-of-25 (.360) finish from distance. Lu'Cye Patterson also snagged 5 steals.

MSU racked up 28 points in the paint and 18 points off 15 Bradley turnovers.

The Braves were led by Malevy Leons and Connor Hickman with 15 points apiece. The tandem combined for five of Bradley's eight 3-pointers on the night.

BU finished 26-of-61 (.426) from the field, 8-of-27 (.296) from long range and 7-of-12 (.463) at the line with a narrow 37-36 rebounding advantage that culminated in 16 second-chance points from 11 offensive caroms.

In the first half, Mosley hit four 3-pointers in the span of less than four minutes and helped the Bears overcome a half dozen Bradley leads to that point. His last triple at the 4:51 mark capped a 21-8 MSU outburst to help the home side's lead balloon to 34-22.

Clay also pitched in a pair of timely 3-pointers to help the Bears keep things under control in the early stages, while Prim ended the half with five points in the final three minutes to keep the double-digit advantage in place at the midway point.

Missouri State 83, Bradley 67

JQH Arena, Springfield, Mo. (attendance 1,831)

BRADLEY (16-13)	FG	3Pt	FT	ORDR	Reb	PF	Pts.	A	TO	Bk	St	Min	
Malevy Leons, f.....	4-4	2-2	5-6	2	4	6	2	15	2	2	1	0	31
Rienk Mast, f.....	3-8	1-5	0-0	1	5	6	3	7	1	1	0	0	24
Terry Roberts, g.....	3-11	0-2	1-3	1	3	4	0	7	3	4	0	3	29
Connor Hickman, g.....	6-10	3-5	0-0	0	3	3	3	15	1	3	0	0	26
Ville Tahvanainen, g.....	2-9	2-6	0-0	3	4	7	1	6	3	1	0	0	31
Ari Boya.....	3-3	0-0	0-0	1	5	6	4	6	1	3	0	0	14
Max Ekono.....	0-0	0-0	0-0	0	0	0	0	0	0	0	0	0	2
Zek Montgomery.....	2-5	0-2	0-0	0	0	0	0	4	1	0	0	0	13
Mikey Howell.....	2-9	0-5	1-3	0	2	2	2	5	0	1	0	1	23
Connor Linke.....	1-1	0-0	0-0	1	0	1	0	2	0	0	0	0	2
Darius Hannah.....	0-1	0-0	0-0	0	0	0	0	0	0	0	0	0	5
TEAM.....				2	0	2		Deadball: 0					

Percentages: Field Goal .426, 3-Point FG .296, Free Throw .583.

MISSOURI STATE (21-9)	FG	3Pt	FT	ORDR	Reb	PF	Pts.	A	TO	Bk	St	Min	
Donovan Clay, f.....	7-7	2-2	1-1	1	6	7	2	17	0	1	1	0	31
Gaige Prim, f.....	5-13	0-2	4-6	3	2	5	2	14	1	1	1	2	34
Isiah Mosley, g.....	13-20	5-9	2-4	3	8	11	1	33	3	2	1	2	36
Jaylen Minnett, g.....	3-10	2-8	0-0	0	3	3	1	8	2	4	0	0	30
Lu'cye Patterson, g.....	4-7	0-0	0-0	0	3	3	3	8	2	1	0	5	31
Isaac Haney.....	1-4	0-3	1-2	0	3	3	0	3	0	0	0	0	16
Ja'Monta Black.....	0-1	0-1	0-0	0	3	3	2	0	1	1	1	0	17
Dawson Carper.....	0-0	0-0	0-0	0	0	0	1	0	0	0	0	0	5
TEAM.....				0	1	1		Deadball: 1					
Totals.....	33-62	9-25	8-13	7	29	36	12	83	9	10	4	9	200

Percentages: Field Goal .532, 3-Point FG .360, Free Throw .615.

Halftime: MSU 43, BU 33; Officials: Kipp Kissinger, Brooks Wells, Owen Shortt.

Score by Periods.....	1st	2nd	Total
Bradley.....	33	34	67
Missouri State.....	43	40	83



GAME 31

**Feb. 26, 2022, Ford Center, Evansville, Ind.
Missouri State 88, Evansville 79**

Led by 28 points from Gaige Prim and 20 from Isiah Mosley, Missouri State overcame 16 3-pointers from Evansville on its senior night to take home an 88-79 road win and close out the regular season with its 22nd victory.

The Bears shot 50.9 percent from the field and converted 25-of-29 (.862) free throws to pull away from the pesky Aces late. Mosley also paced MSU on the glass with 11 rebounds to earn his fourth double-double of the season and help the Bears to a 38-27 rebounding advantage.

Ja'Monta Black also added four 3-pointers and 15 points for Missouri State.

Evansville led for just 31 seconds but stayed within single-digits of the lead most of the afternoon. Consecutive 3-pointers from Blaise Beauchamp gave the Aces a 57-56 lead with 8:22 to play.

Moments later, Evansville's Evan Kuhlman picked up his fourth foul and then a technical, which gave MoState four free throws. The Bears made three of them and never trailed again.

After a basket by Shamar Givance on UE's next trip, the Bears reeled off 9 unanswered points to lead by nine. Later, a put-back by Donovan Clay would give MoState an 11-point lead with 3:31 to go, and Ja'Monta Black's three at the 2:54 mark made it a 78-66 game for the Bears biggest lead of the night.

Down the stretch, the Bears made 7 straight free throws to clinch it and escape with a nine-point road win.

It gave the Bears their sixth conference road win of the year, their 13th league victory for the first time since 2011 and 22nd overall win, also a team high-water mark since 2011.

Evansville was 16-for-33 (.485) from 3-point range, marking a season-high for threes by a Bears opponent. The Aces were 24-for-55 (.436) overall and 15-for-22 (.682) and the line.

In the first half, the Bears never trailed and led by as many as 10 on two occasions. Prim scored six of the team's final eight points of the stanza to finish with 10 in the period and help MSU lead 37-29 at the intermission.

Earlier, a free throw by Dawson Carper capped a 7-0 Bears run to give the visitors a 21-11 lead less than nine minutes into the game. Evansville would close the gap to six twice, both on 3-pointers, but the Bears kept climbing and built their lead to 37-27 on a Prim layup with 43 seconds left before the half.

Missouri State 88, Evansville 79

Ford Center, Evansville, Ind. (attendance 3,696)

MISSOURI STATE (22-9)	FG	3Pt	FT	ORDR	Reb	PF	Pts.	A	TO	Bk	St	Min	
Donovan Clay, f.....	3-5	1-1	0-0	2	4	6	5	7	0	1	1	0	36
Gaige Prim, f.....	10-15	0-0	8-11	2	5	7	2	28	1	5	0	2	37
Isiah Mosley, g.....	6-12	2-3	6-6	1	10	11	3	20	3	2	0	1	31
Ja'Monta Black, g.....	5-9	3-7	2-2	0	4	4	2	15	1	0	0	1	37
Lu'cye Patterson, g.....	2-3	0-1	2-2	0	2	2	1	6	1	1	0	0	13
Isaac Haney.....	1-3	0-2	4-4	0	6	6	3	6	0	0	0	1	22
Jaylen Minnett.....	1-8	1-5	2-2	0	0	0	2	5	2	1	0	0	21
Dawson Carper.....	0-0	0-0	1-2	1	0	1	0	1	2	1	0	0	3
TEAM.....				1	0	1							
								Deadball: 1					
Totals.....	28-55	7-19	25-29	7	31	38	18	88	10	11	1	5	200
Percentages: Field Goal .509, 3-Point FG .368, Free Throw .862.													

EVANSVILLE (6-23)	FG	3Pt	FT	ORDR	Reb	PF	Pts.	A	TO	Bk	St	Min	
Blake Sisley, f.....	5-8	2-4	2-3	1	2	3	5	14	0	3	1	2	28
Evan Kuhlman, f.....	2-6	2-5	0-0	0	3	3	5	6	4	1	0	1	25
Shamar Givance, g.....	7-14	4-5	2-5	0	3	3	2	20	5	3	0	0	30
Blaise Beauchamp, g.....	6-14	4-10	2-2	0	1	1	5	18	2	0	0	1	33
Noah Frederking, g.....	4-9	4-6	5-6	1	8	9	2	17	1	2	1	2	38
Gage Bobe.....	0-2	0-2	3-4	1	2	3	0	3	1	0	0	0	16
Emmette Page.....	0-0	0-0	1-2	0	1	1	0	1	0	0	0	0	7
Preston Phillips.....	0-2	0-1	0-0	1	1	2	4	0	0	0	0	1	19
Iyen Enaruna.....	0-0	0-0	0-0	0	1	1	1	0	0	0	0	0	4
TEAM.....				0	1	1		Deadball: 3					
Totals.....	24-55	16-33	15-22	4	23	27	24	79	13	9	2	7	200

Percentages: Field Goal .436, 3-Point FG .485, Free Throw .682.

Halftime: MSU 37, UE 29; Officials: John Hendricks, Shane Staggs, Craig Murley.

Technical - Kuhlman (UE)

Score by Periods	1st	2nd	Total
Missouri State.....	37	51	88
Northern Iowa.....	29	50	79

GAME 32

**March 4, 2022, Enterprise Center, St. Louis, Mo.
Missouri State 67, Valparaiso 58**

Missouri State got 18 points and 4 assists from Isiah Mosley, while Gaige Prim added 16 points and 17 rebounds to help lift the Bears to a 67-58 win over Valparaiso in the State Farm MVC Tournament quarterfinals.

The second-seeded Bears (22-9) also got 17 points from Donovan Clay, all in the first half, to spark MSU to the third win this season over his former squad.

MoState was solid on the defensive end, holding the Valpo to 36.1 percent from the field and just 16.7 percent from long range, while forcing 10 turnovers.

Thomas Kithier led No. 7-seeded Valpo with 17 points, while Sheldon Edwards scored 10 points and snagged 10 rebounds off the bench for the Beacons.

After the Bears led by seven at the intermission, Mosley and Lu'Cye Patterson scored quickly to push the maroon squad up by double figures for the first time, 39-29, and force a Valparaiso timeout just 45 seconds into the second half.

Valparaiso used a Kobe King-led 6-0 run to get back within 43-39 at the under-16 media timeout but Prim and Mosley had an answer for the Bears, reeling off seven straight points to push the MSU back ahead by 11 at the 13-minute mark. Before the midway point in the final stanza, the Bears stretched their lead out to 14 with Jaylen Minnett's triple off the glass making it a 57-43 game.

The Beacons made their final push of the night right after the under-eight timeout, coming out with two buckets by Kithier as part of an 8-0 outburst to shrink Missouri State's advantage to 62-56 with 4:36 to play.

But Patterson then had one of the biggest buckets of the night on a needle-threading pass from Prim to switch the momentum back to the Bears. Patterson had another big bucket with less than two minutes to go to put the game on ice with a three-point play that gave MoState a 67-58 lead.

The Bears would shut down the Beacons on their last four possessions and win it by that same nine-point margin and send MSU to the semifinals.

The Bears were 27-of-61 (.443) overall, 5-for-15 (.333) from long range and 8-of-9 (.889) from the foul line with just eight turnovers. Mosley snagged three of the Bears six steals on the evening. The Bears got 10 second-chance points off five key offensive rebounds – four by Prim.

Prim's 17 rebounds matched the second-highest total by a Bear in St. Louis.

Valpo was 22-of-61 overall, 4-of-24 from 3-point range and 10-for-12 (.833) at the line with a 38-36 rebounding margin.

In the first half, the Bears shot 47 percent and got 17 points from Clay who made 6-of-7 shots and a pair of 3-pointers. Prim helped out with 8 rebounds and 7 points to give the No. 2 seed a 35-28 lead at the midway point.

Valparaiso leeb by four early before Clay and Mosley heated up, leading a 13-4 Bears run over the next six minutes.

Missouri State 67, Valparaiso 58

Enterprise Center, St. Louis, Mo. (attendance 5,503)

VALPARAISO (14-18)	FG	3Pt	FT	ORDR	Reb	PF	Pts.	A	TO	Bk	St	Min	
Thomas Kithier, f.....	8-12	0-1	1-1	2	5	7	4	17	1	3	0	0	31
Kevin Taylor, f.....	4-11	2-7	3-3	0	4	4	0	13	1	0	0	0	37
Ben Krikke, f.....	3-9	0-1	3-4	1	2	3	4	9	2	0	2	0	33
Preston Ruedinger, g.....	1-6	0-4	0-0	0	2	2	1	2	1	1	0	1	21
Kobe King, g.....	2-10	0-2	1-2	3	6	9	0	5	2	0	1	1	36
Eron Gordon.....	0-1	0-0	2-2	0	1	1	2	2	1	1	0	0	12
Sheldon Edwards.....	4-12	2-9	0-0	0	10	10	1	10	0	3	1	2	30
TEAM.....				2	0	2							
Deadball: 2 2													
Totals.....	22-61	4-24	10-12	8	30	38	12	58	8	10	4	4	200
Percentages: Field Goal .361, 3-Point FG .167, Free Throw .833.													

MISSOURI STATE (23-9)	FG	3Pt	FT	ORDR	Reb	PF	Pts.	A	TO	Bk	St	Min	
Donovan Clay, f.....	6-10	2-2	3-4	0	5	5	1	17	1	0	0	0	39
Gaige Prim, f.....	6-15	0-1	4-4	4	13	17	3	16	2	2	2	2	32
Isiah Mosley, g.....	8-17	2-6	0-0	1	4	5	0	18	4	4	1	3	39
Ja'Monta Black, g.....	0-2	0-1	0-0	0	1	1	2	0	1	0	0	1	24
Lu'cye Patterson, g.....	4-6	0-0	1-1	0	2	2	3	9	2	1	0	0	24
Isaac Haney.....	0-1	0-0	0-0	0	1	1	2	0	0	1	0	0	18
Jaylen Minnett.....	1-7	1-5	0-0	0	2	2	1	3	3	0	0	0	16
Dawson Carper.....	2-3	0-0	0-0	0	3	3	2	4	1	0	1	0	8
TEAM.....				0	0	0							
Totals.....	27-61	5-15	8-9	5	31	36	14	67	14	8	4	6	200

Percentages: Field Goal .443, 3-Point FG .333, Free Throw .889.

Halftime: MSU 35, VU 28; Officials: John Higgins, Antinio Petty, Amy Bonner.

Technical - Prim (MSU)

Score by Periods	1st	2nd	Total
Valparaiso.....	28	30	58
Missouri State.....	35	32	67



GAME 33

**March 5, 2022, Enterprise Center, St. Louis, Mo.
Drake 79, Missouri State 78 (ot)**

The MVC Tournament semifinal game was everything it was billed to be with Missouri State and Drake going toe-to-toe for 45 minutes through 12 ties and 17 lead changes before a winner was decided.

Drake's Tucker DeVries, the MVC Freshman of the Year, made two free throws with 1.1 seconds left in overtime to lift Drake to a 79-78 win over the Bears. He got to the line moments after Missouri State's Gaige Prim gave the No. 2-seeded Bears a one-point lead on a close-range bucket at the rim.

Prim finished 7-for-9 from the field and racked up 21 points and 8 rebounds, while teammate and fellow All-MVC first teamer Isaiah Mosley scored a game-high 27. Donovan Clay also tallied 14 points and a game-high 10 rebounds.

DeVries led four Drake players in double figures with 23 points and 8/8 FTs.

The Bears took a five-point lead twice at the end of regulation, both on clutch buckets from Mosley. His two free throws with 2:09 to go gave MoState a 66-61 advantage and seemed to have the maroon side in a position to finish things off.

Drake got to the free throw line five times in the last two minutes with Roman Penn making all five charity shots for DU. Penn drew a foul with two ticks on the shot clock and 27 seconds to go in regulation to go up by two and cap a 7-0 run.

Clay then came to the rescue for Missouri State, scoring the game-tying layup just before the final horn with 0.4 seconds to go, forcing overtime.

Mosley's leaner to start overtime returned the lead to Missouri State, before the Drake gained the upper hand on two buckets by Tremell Murphy. Prim and Mosley both responded with game-tying moments before DeVries buried a 3-pointer with 1:28 to go, giving Drake a 77-74 advantage.

The Bears found yet another gear in the final minute of overtime, first with Clay scoring on a layup at the 55-second mark, then Prim putting MoState ahead 78-77 on a layup with 9.6 seconds left. Prim's go-ahead score came on the heels of a missed 3-pointer by Penn, which caromed out of bounds.

But with time winding down, and the Bears defending for their lives, a whistle decided their fate. The freshman DeVries was awarded a two-shot foul on a hasty foul call with 1.1 seconds to go, and he made both.

Missouri State's last-ditch effort before the buzzer saw the Bears complete a 90-foot pass to Clay who out-leaped everyone, snagged the ball out of the air and got a shot off a desperation shot at the buzzer. His attempt was offline, and any defensive contact was ignored, leaving the Missouri State faithful dazed in the wake of a game that was within their grasp moments earlier.

The Bears shot 50.3 percent from the field on 30-of-59 field goal attempts, just one field goal shy of a team record in the tournament. MSU made just 3-of-16 (.188) from distance, however, and converted just 15-of-20 (.750) free throws.

Drake 79, Missouri State 78 (ot)

Enterprise Center, St. Louis, Mo. (attendance 6,371)

DRAKE (24-9)	FG	3Pt	FT	ORDR	Reb	PF	Pts.	A	TO	Bk	St	Min
Tremell Murphy, f.....	6-15	0-5	3-3	3	4	7	4	15	0	1	1	38
ShanQuan Hemphill, f.....	3-5	0-0	1-3	1	1	2	3	7	1	1	1	3
Roman Penn, g.....	6-17	2-7	5-5	0	7	7	3	19	6	2	0	40
Garrett Sturtz, g.....	6-11	1-2	0-0	4	4	8	3	13	2	2	0	43
Tucker DeVries, g.....	6-16	3-7	8-8	0	3	4	23	3	0	0	2	39
Okay Djamgouz.....	0-1	0-1	0-0	1	0	1	1	0	0	0	0	7
Ayo Akinwale.....	0-2	0-2	0-0	1	0	1	0	0	0	0	0	5
Darnell Brodie.....	1-2	0-0	0-0	0	3	3	1	2	0	0	0	12
TEAM.....				3	0	3						

Totals.....	28-69	6-24	17-19	13	22	35	19	79	12	5	2	6	225
--------------------	--------------	-------------	--------------	-----------	-----------	-----------	-----------	-----------	-----------	----------	----------	----------	------------

Percentages: Field Goal .406, 3-Point FG .250, Free Throw .895.

MISSOURI STATE (23-10)	FG	3Pt	FT	ORDR	Reb	PF	Pts.	A	TO	Bk	St	Min
Donovan Clay, f.....	7-13	0-4	0-0	0	10	10	3	14	0	3	1	45
Gaige Prim, f.....	7-9	0-0	7-9	3	5	8	4	21	0	2	1	36
Isiah Mosley, g.....	9-20	2-5	7-8	1	4	5	2	27	5	4	0	45
Ja'Monta Black, g.....	1-6	1-5	0-0	0	1	1	3	3	0	2	1	37
Lu'cye Patterson, g.....	4-6	0-0	1-2	0	3	3	2	9	1	1	0	24
Isaac Haney.....	1-2	0-1	0-0	1	1	2	3	2	1	0	0	26
Jaylen Minnett.....	0-2	0-1	0-0	0	1	1	1	0	0	0	0	5
Dawson Carper.....	1-1	0-0	0-1	1	2	3	0	2	0	1	1	7
TEAM.....				3	3	6						

Totals.....	30-59	3-16	15-20	9	30	39	18	78	7	14	4	2	225
--------------------	--------------	-------------	--------------	----------	-----------	-----------	-----------	-----------	----------	-----------	----------	----------	------------

Percentages: Field Goal .508, 3-Point FG .188, Free Throw .750.

Halftime: MSU 33, DU 32; Officials: Kelly Self, Kipp Kissinger, Ed Crenshaw.

Score by Periods.....	1st	2nd	OT	Total
Drake.....	32	36	11	79
Missouri State.....	33	35	10	78

GAME 34

**March 15, 2022, Lloyd Noble Center, Norman, Okla.
Oklahoma 89, Missouri State 72**

Isiah Mosley broke a Missouri State NIT scoring record with 28 points, but it wasn't enough as home-standing Oklahoma turned back the Bears, 89-72, with a strong second-half surge in the first round matchup in the NIT.

The Sooners pulled away midway through the second half, using a 17-5 run over a five-minute stretch to extend a 50-45 lead to a 67-50 advantage with 12:33 to play. Umoja Gibson had six of his team-high 28 points in that spurt, and Missouri State would get no closer than 14 the rest of the night.

OU finished the game an even 33-for-66 from the field with Gibson accounting for five of his team's dozen 3-pointers. Jordan Goldwire was also in double figures for the Sooners with 15 points and 8 assists, while Tanner Groves added 9 points and 9 rebounds.

Mosley snagged a game-high 10 rebounds for the Bears to secure his fifth double-double of the season and his third over the last five games. He also moved up to No. 2 on MSU's single-season scoring list. The Bears also got a big night from senior Gaige Prim who scored 14 points, snagged 8 boards and dished out 4 assists while going 6-for-6 at the foul line.

Also noteworthy was the effort of fellow senior Jaylen Minnett who cashed in on three 3-pointers against the Sooners in his final game to finish with 9 points.

In the first half, Mosley scored 22 points, knocking down 9-of-12 shots, to keep the Bears in it. Unfortunately for the upset-minded Bears Oklahoma's 6-2 run in the final 30 seconds of the opening period put the Sooners up 47-41 at the midway point and stole the visitors' early momentum.

The Bears led for more than nine minutes in the half and survived four ties and 10 lead changes, but OU's seven first-half threes and a rare four-point play with 28 second left in the period pushed the home side ahead by six at the break.

Missouri State shot 48.5 percent from the field in the opening half and made 6-of-12 from long range, but struggled to find their offensive rhythm in the final 20 minutes, going 10-of-31 in the second half overall and just 3-for-12 from distance.

For the game, MoState finished 26-of-64 (.406) overall, 9-of-24 (.375) from 3-point range and 11-for-12 (.917) at the line with 35 rebounds and 11 turnovers. Mosley finished 11-for-20 from the field with 3 steals.

Oklahoma out-rebounded the Bears by a 38-35 margin and accumulated 14 second-chance points from its 10 offensive caroms. The Sooners were 11-for-13 (.846) at the line with 9 turnovers, 7 steals and 8 blocks.

Oklahoma 89, Missouri State 72

Lloyd Noble Center, Norman, Okla. (attendance 3,439)

MISSOURI STATE (23-11)	FG	3Pt	FT	ORDR	Reb	PF	Pts.	A	TO	Bk	St	Min	
Donovan Clay, f	3-6	0-0	0-0	1	1	2	3	6	1	1	3	0	28
Gaige Prim, f	4-10	0-0	6-6	3	5	8	1	14	4	4	0	1	32
Isiah Mosley, g	11-20	3-8	3-4	0	10	10	1	28	0	4	0	3	33
Ja'Monta Black, g	3-6	3-6	0-0	2	1	3	0	9	0	0	0	0	28
Lu'cye Patterson, g	0-9	0-3	2-2	2	1	3	2	2	1	0	0	0	30
Isaac Haney	1-4	0-1	0-0	1	1	2	1	2	1	1	0	1	13
Jaylen Minnett	3-7	3-5	0-0	0	2	2	1	9	1	0	1	0	23
Dawson Carper	1-2	0-1	0-0	1	2	3	2	2	0	1	0	0	13
TEAM				1	1	2		Deadball: 0					

Totals.....	26-64	9-24	11-12	11	24	35	11	72	8	11	4	5	200
--------------------	--------------	-------------	--------------	-----------	-----------	-----------	-----------	-----------	----------	-----------	----------	----------	------------

Percentages: Field Goal .406, 3-Point FG .375, Free Throw .917.

OKLAHOMA (19-15)	FG	3Pt	FT	ORDR	Reb	PF	Pts.	A	TO	Bk	St	Min	
Jalen Hill, f.....	4-8	0-1	0-0	1	5	6	2	8	2	0	1	1	35
Tanner Groves, f.....	3-6	3-6	0-0	0	9	9	1	9	0	1	1	0	25
Jordan Goldwire, g.....	7-11	0-1	1-2	0	1	1	2	15	8	2	3	0	27
Umoja Gibson, g.....	8-17	5-10	7-7	0	3	3	1	28	1	1	0	3	36
Jacob Groves, g.....	2-4	1-1	0-0	1	0	1	1	5	1	2	0	0	14
Alston Mason.....	1-1	1-1	0-0	0	0	0	0	3	0	0	0	1	1
Marvin Johnson.....	3-7	0-1	0-0	1	1	2	2	6	1	0	1	0	21
Akol Mawein.....	0-0	0-0	0-0	0	0	0	0	0	0	0	0	0	1
Bijan Cortes.....	0-0	0-0	0-0	0	1	1	0	0	0	2	0	0	2
Ethan Chargois.....	3-6	1-2	2-2	3	2	5	2	9	1	1	1	0	14
Rick Issanza.....	0-0	0-0	0-0	0	0	0	0	0	0	0	0	0	1
CJ Noland.....	2-6	1-2	1-2	1	5	6	2	6	1	0	1	2	22
Jake Moser.....	0-0	0-0	0-0	0	0	0	0	0	0	0	0	0	1
TEAM.....				3	1	4		Deadball: 1					

Totals.....	33-66	12-25	11-13	10	28	38	13	89	15	9	8	7	200
--------------------	--------------	--------------	--------------	-----------	-----------	-----------	-----------	-----------	-----------	----------	----------	----------	------------

Percentages: Field Goal .500, 3-Point FG .480, Free Throw .846.

Halftime: OU 47, MSU 41; Officials: Terry Oglesby, Keith Kimble, Shain Seales.

Score by Periods.....	1st	2nd	Total
Missouri State.....	41	31	72
Oklahoma.....	47	42	89



2021-22 MVC TEAM STATISTICS

----- Scoring -----											- Rebounding -		
School	G	W-L	Tm-Opp	PerG	Mgn	FG-FGA	Pct.	3FG-Att	Pct.	FT-FTA	Pct.	Tm-Opp.	Mgn
Bradley	31	17-14	2185-2021	70.5-65.2	+5.3	799-1801	.444	241-715	.337	346-502	.689	1202-987	+6.9
Drake	36	25-11	2660-2391	73.9-66.4	+7.5	979-2126	.460	253-736	.344	449-595	.755	1249-1147	+2.8
Evansville	30	6-24	1775-2122	59.2-70.7	-11.6	629-1581	.398	245-743	.330	272-384	.708	813-1042	-7.6
Illinois State	33	13-20	2447-2466	74.2-74.7	-0.6	869-1926	.451	259-704	.368	450-604	.745	1164-1150	+0.4
Indiana State	31	11-20	2184-2230	70.5-71.9	-1.5	775-1756	.441	269-807	.333	362-465	.778	1054-1083	-0.9
Loyola	33	25-8	2403-2029	72.8-61.5	+11.3	855-1794	.477	293-773	.379	400-562	.712	1116-1032	+2.5
Missouri State	34	23-11	2628-2342	77.3-68.9	+8.4	954-1980	.482	283-756	.374	437-548	.797	1199-1099	+2.9
Northern Iowa	32	20-12	2383-2273	74.5-71.0	+3.4	823-1793	.459	278-782	.355	459-582	.789	1044-1041	+0.1
Southern Illinois	31	16-15	1985-1902	64.0-61.4	+2.7	713-1600	.446	239-675	.354	320-464	.690	943-957	-0.5
Valparaiso	32	14-18	2264-2257	70.8-70.5	+0.2	836-1820	.459	230-692	.332	362-477	.759	1034-1069	-1.1

Scoring Offense	G	W-L	Pts.	Avg
Missouri State	34	23-11	2628	77.3
Northern Iowa	32	20-12	2383	74.5
Illinois State	33	13-20	2447	74.2
Drake	36	25-11	2660	73.9
Loyola	33	25-8	2403	72.8
Valparaiso	32	14-18	2264	70.8
Bradley	31	17-14	2185	70.5
Indiana State	31	11-20	2184	70.5
Southern Illinois	31	16-15	1985	64.0
Evansville	30	6-24	1775	59.2

Scoring Defense	G	Pts.	Avg
Southern Illinois	31	1902	61.4
Loyola	33	2029	61.5
Bradley	31	2021	65.2
Drake	36	2391	66.4
Missouri State	34	2342	68.9
Valparaiso	32	2257	70.5
Evansville	30	2122	70.7
Northern Iowa	32	2273	71.0
Indiana State	31	2230	71.9
Illinois State	33	2466	74.7

Scoring Margin	G	Off.	Def.	Margin
Loyola	33	72.8	61.5	11.3+
Missouri State	34	77.3	68.9	8.4+
Drake	36	73.9	66.4	7.5+
Bradley	31	70.5	65.2	5.3+
Northern Iowa	32	74.5	71	3.4+
Southern Illinois	31	64	61.4	2.7+
Valparaiso	32	70.8	70.5	0.2+
Illinois State	33	74.2	74.7	-0.6
Indiana State	31	70.5	71.9	-1.5
Evansville	30	59.2	70.7	-11.6

Field Goal Pct.	FGM	FGA	Pct.
Missouri State	954	1980	.482
Loyola	855	1794	.477
Drake	979	2126	.460
Valparaiso	836	1820	.459
Northern Iowa	823	1793	.459
Illinois State	869	1926	.451
Southern Illinois	713	1600	.446
Bradley	799	1801	.444
Indiana State	775	1756	.441
Evansville	629	1581	.398

Free Throw Pct.	FTM	FTA	Pct.
Missouri State	437	548	.797
Northern Iowa	459	582	.789
Indiana State	362	465	.778
Valparaiso	362	477	.759
Drake	449	595	.755
Illinois State	450	604	.745
Loyola	400	562	.712
Evansville	272	384	.708
Southern Illinois	320	464	.690
Bradley	346	502	.689

FG Pct. Defense	FGM	FGA	Pct.
Bradley	705	1740	.405
Loyola	725	1770	.410
Missouri State	837	1991	.420
Drake	840	1956	.429
Indiana State	819	1865	.439
Illinois State	876	1987	.441
Southern Illinois	705	1590	.443
Northern Iowa	828	1840	.450
Valparaiso	853	1872	.456
Evansville	784	1580	.496

3-Point FG Pct.	FGM	FGA	Pct.
Loyola	293	773	.379
Missouri State	283	756	.374
Illinois State	259	704	.368
Northern Iowa	278	782	.355
Southern Illinois	239	675	.354
Drake	253	736	.344
Bradley	241	715	.337
Indiana State	269	807	.333
Valparaiso	230	692	.332
Evansville	245	743	.330

3-Pt. FG Pct. Def.	FGM	FGA	Pct.
Loyola	210	680	.309
Bradley	210	656	.320
Southern Illinois	164	509	.322
Drake	244	741	.329
Missouri State	252	760	.332
Illinois State	255	742	.344
Northern Iowa	315	896	.352
Valparaiso	242	684	.354
Indiana State	241	680	.354
Evansville	204	535	.381

Rebound Offense	G	Reb.	Avg
Bradley	31	1202	38.8
Illinois State	33	1164	35.3
Missouri State	34	1199	35.3
Drake	36	1249	34.7
Indiana State	31	1054	34.0
Loyola	33	1116	33.8
Northern Iowa	32	1044	32.6
Valparaiso	32	1034	32.3
Southern Illinois	31	9433	30.4
Evansville	30	813	27.1

Rebound Defense	G	Reb.	Avg
Southern Illinois	31	957	30.9
Loyola	33	1032	31.3
Bradley	31	987	31.8
Drake	36	1147	31.9
Missouri State	34	1099	32.3
Northern Iowa	32	1041	32.5
Valparaiso	32	1069	33.4
Evansville	30	1042	34.7
Illinois State	33	1150	34.8
Indiana State	31	1083	34.9

Rebound Margin	Off.	Def.	Margin
Bradley	1202	987	6.9+
Missouri State	1199	1099	2.9+
Drake	1249	1147	2.8+
Loyola	1116	1032	2.5+
Illinois State	1164	1150	0.4+
Northern Iowa	1044	1041	0.1+
Southern Illinois	943	957	-0.5
Indiana State	1054	1083	-0.9
Valparaiso	1034	1069	-1.1
Evansville	813	1042	-7.6

Blocked Shots	G	BS	Avg
Illinois State	33	156	4.7
Bradley	31	142	4.6
Missouri State	34	113	3.3
Drake	36	115	3.2
Valparaiso	32	95	3.0
Loyola	33	80	2.4
Southern Illinois	31	65	2.1
Evansville	30	61	2.0
Indiana State	31	60	1.9
Northern Iowa	32	45	1.4

Assists	G	Ast	Avg
Loyola	33	492	14.9
Bradley	31	419	13.5
Indiana State	31	406	13.1
Valparaiso	32	400	12.5
Illinois State	33	406	12.3
Missouri State	34	413	12.1
Southern Illinois	31	372	12.0
Drake	36	427	11.9
Northern Iowa	32	377	11.8
Evansville	30	316	10.5

Steals	G	Stl	Avg
Drake	36	252	7
Loyola	33	230	7
Illinois State	33	224	6.8
Valparaiso	32	204	6.4
Bradley	31	197	6.4
Indiana State	31	186	6
Evansville	30	178	5.9
Northern Iowa	32	184	5.8
Southern Illinois	31	170	5.5
Missouri State	34	181	5.3

Turnover Margin	TO	Opp.	Margin
Drake	389	476	2.4+
Loyola	402	446	1.3+
Northern Iowa	356	394	1.2+
Evansville	335	349	0.5+
Valparaiso	354	366	0.4+
Southern Illinois	353	362	0.3+
Missouri State	362	364	0.1+
Bradley	420	383	-1.2
Illinois State	455	407	-1.5
Indiana State	408	353	-1.8



2021-22 MVC INDIVIDUAL LEADERS

Scoring

Name, School	FG	3Pt	FT	Pts.	Avg.
Isiah Mosley, MSU	251	70	120	692	20.4
Antonio Reeves, ILS	237	76	112	662	20.1
AJ Green, UNI	175	93	140	583	18.8
Gaige Prim, MSU	204	7	140	555	16.3
Marcus Domask, SIU	161	43	103	468	15.1
Noah Carter, UNI	170	40	100	480	15.0
Cooper Neese, INS	132	60	65	389	15.0
Lance Jones, SIU	157	61	54	429	14.8
Terry Roberts, BRAD	173	40	63	449	14.5
Cameron Henry, INS	151	31	68	401	14.3

Rebounding

Name, School	Off.	Def.	Reb.	Avg.
Rienk Mast, BRAD	81	180	261	8.4
Gaige Prim, MSU	96	176	272	8.0
Garrett Sturtz, DU	73	182	255	7.1
Thomas Kithier, Valpo	39	106	145	6.6
Isiah Mosley, MSU	34	178	212	6.2
Donovan Clay, MSU	44	165	209	6.1
Malevy Leons, BRAD	49	135	184	5.9
Kendall Lewis, ILS	58	131	189	5.7
Kailex Stephens, INS	22	138	160	5.5
Cameron Henry, INS	21	132	153	5.5

Field Goal Percentage (min. 3.0 per game)

Name, School	FG	FGA	Pct.
Chris Knight, LUC	111	177	.627
Garrett Sturtz, DU	153	261	.586
Gaige Prim, MSU	204	361	.565
ShanQuan Hemphill, DU	123	226	.544
Ben Krikke, Valpo	166	308	.539

Assists

Name, School	G	Ast.	Avg.
Terry Roberts, BRAD	31	128	4.1
Shamar Givance, UE	30	117	3.9
Braden Norris, LUC	32	124	3.9
Marcus Domask, SIU	31	120	3.9
Roman Penn, DU	29	112	3.9

MVC WEEKLY AWARDS

Player of the Week

Nov. 15	Antonio Reeves, Illinois State
Nov. 22	Trae Berhow, Northern Iowa
Nov. 29	AJ Green, Northern Iowa
Dec. 6	Shamar Givance, Evansville
Dec. 13	Isiah Mosley, Missouri State
Dec. 20	AJ Green, Northern Iowa
Dec. 27	Terry Roberts, Bradley
Jan. 3	Sy Chatman, Illinois State
Jan. 10	Isiah Mosley, Missouri State
Jan. 17	Isiah Mosley, Missouri State
Jan. 24	Isiah Mosley, Missouri State
Jan. 31	Rienk Mast, Bradley
Feb. 7	Lucas Williamson, Loyola
Feb. 14	Cooper Neese, Indiana State
Feb. 21	AJ Green, Northern Iowa
Feb. 28	Isiah Mosley, Missouri State

Newcomer of the Week

Nov. 15	Thomas Kithier, Valparaiso
Nov. 22	Ryan Schwiager, Loyola
Nov. 29	Antoine Smith Jr., Evansville
Dec. 6	Terry Roberts, Bradley
Dec. 13	Ben Coupet Jr., Southern Illinois
Dec. 20	Jaylen Minnett, Missouri State
Dec. 27	Terry Roberts, Bradley
Jan. 3	Zach Hobbs, Indiana State
Jan. 10	Ryan Schwiager, Loyola
Jan. 17	Terry Roberts, Bradley
Jan. 24	Terry Roberts, Bradley
Jan. 31	Tucker DeVries, Drake
Feb. 7	Tucker DeVries, Drake
Feb. 14	Mikey Howell, Bradley
Feb. 21	Tucker DeVries, Drake
Feb. 28	Ben Coupet Jr., Southern Illinois



Free Throw Percentage (min. 2.0 per game)

Name, School	FT	FTA	Pct.
AJ Green, UNI	140	153	.915
Isiah Mosley, MSU	120	133	.902
Xavier Bledson, INS	66	74	.892
Ben Krikke, Valpo	75	89	.843
Marcus Domask, SIU	103	125	.824

Steals

Name, School	G	Stl.	Avg.
Lance Jones, SIU	29	56	1.9
Terry Roberts, BRAD	31	49	1.6
Shamar Givance, UE	30	44	1.5
Garrett Sturtz, DU	36	52	1.4
Lucas Williamson, LUC	33	45	1.4

3-Point FG Percentage (min. 1.0 per game)

Name, School	3pt	3PtA	Pct.
Braden Norris, LUC	68	158	.430
Isiah Mosley, MSU	70	164	.427
Ben Coupet Jr. SIU	53	129	.411
Josiah Strong, ILS	85	208	.409
Steven Verplancken, SIU	47	116	.405
Jaylen Minnett, MSU	74	185	.400

3-Pointers Per Game (min. 1.0 per game)

Name, School	G	3pt	Avg.
AJ Green, UNI	31	93	3.0
Josiah Strong, ILS	33	85	2.6
Jaylen Minnett, MSU	32	74	2.3
Cooper Neese, INS	26	60	2.3
Antonio Reeves, ILS	33	76	2.3
Ja'Monta Black, MSU	34	77	2.3

Blocked Shots

Name, School	G	BS	Avg.
Gaige Prim, MSU	34	41	1.2
Malevy Leons, BRAD	31	34	1.1
Donovan Clay, MSU	34	36	1.1
Tremell Murphy, DU	35	37	1.1
Kendall Lewis, ILS	33	32	1.0
Chris Knight, LUC	33	32	1.0

Assist-to-Turnover Ratio (min. 3 assists/game)

Name, School	Ast.	TO	Ratio
Mikey Howell, BRAD	97	52	1.9
Braden Norris, LUC	124	67	1.9

Minutes Played

Name, School	G	Min.	Avg.
AJ Green, UNI	31	1130	36.5
Marcus Domask, SIU	31	1106	35.7
Cooper Neese, INS	26	927	35.7
Antonio Reeves, ILS	33	1151	34.9
Kevion Taylor, Valpo	32	1105	34.5

Offensive Rebounds

Name, School	G	OReb.	Avg.
Gaige Prim, MSU	34	96	2.8
Rienk Mast, BRAD	31	81	2.6
Garrett Sturtz, DU	36	73	2.0

MVC INDIVIDUAL HONORS

All-MVC First Team

AJ Green, Northern Iowa	Jr.
Isiah Mosley, Missouri State	Jr.
Gaige Prim, Missouri State	Sr.
Terry Roberts, Bradley	Jr.
Lucas Williamson, Loyola	Sr.

All-MVC Second Team

Noah Carter, Northern Iowa	So.
Tucker DeVries, Drake	Fr.
Marcus Domask, Southern Illinois	Jr.
Antonio Reeves, Illinois State	Jr.
Garrett Sturtz, Drake	Sr.

All-MVC Third Team

Ben Krikke, Valparaiso	Jr.
Rienk Mast, Bradley	So.
Cooper Neese, Indiana State	Jr.
Braden Norris, Loyola	Jr.
Roman Penn, Drake	Sr.

All-Bench Team

*Sheldon Edwards, Valparaiso	So.
Xavier Bledson, Indiana State	So.
#Bowen Born, Northern Iowa	So.
Jaylen Minnett, Missouri State	Sr.
Ryan Schwiager, Loyola	Sr.

Most-Improved Team

*Antonio Reeves, Illinois State	Jr.
Sheldon Edwards, Valparaiso	So.
Rienk Mast, Bradley	So.
Cooper Neese, Indiana State	Jr.
Garrett Sturtz, Drake	Sr.

All-Newcomer Team

Tucker DeVries, Drake	Fr.
Cameron Henry, Indiana St.	Jr.
Kobe King, Valparaiso	Sr.
Chris Knight, Loyola	Sr.
*Terry Roberts, Bradley	Jr.

All-Freshman Team

*Tucker DeVries, Drake	Fr.
Isaac Haney, Missouri St.	Fr.
Connor Hickman, Bradley	Fr.
Preston Ruedinger, Valpo	Fr.
Blake Sisley, Evansville	Fr.

All-Defensive Team

Donovan Clay, Missouri State	Jr.
Lance Jones, Southern Illinois	Jr.
Aher Uguak, Loyola	Sr.
D.J. Wilkins, Drake	Sr.
*Lucas Williamson, Loyola	Sr.

All Scholar-Athlete Team

First Team

Marcus Domask, Southern Illinois	Jr.
*AJ Green, Northern Iowa	Jr.
Ben Krikke, Valparaiso	Jr.
Rienk Mast, Bradley	So.
Roman Penn, Drake	Sr.
Garrett Sturtz, Drake	Sr.

Second Team

Chris Knight, Loyola	Sr.
Thomas Kithier, Valparaiso	Sr.
Steven Verplancken, Southern Illinois	Jr.
Josiah Strong, Illinois State	Sr.
Kyler Filewich, Southern Illinois	So.
Nate Heise, Northern Iowa	So.

Honorable Mention

Ari Boya (Bradley), Tate Hall (Loyola), ShanQuan Hemphill (Drake), Ville Tahvanainen (Bradley).

MVC All-Tournament Team

*Lucas Williamson	Loyola
Braden Norris	Loyola
Roman Penn	Drake
Tucker DeVries	Drake
Isiah Mosley	Missouri State

MVC Coach of the Year

Ben Jacobson	Northern Iowa
--------------------	---------------

* Player of the Year or Team Captain for this category; #Sixth Man of the Year



Bears Departing Letterman Career Summaries

Gaige Prim Career Statistics

Year	G-GS	Min	FG-A	Pct	3FG-A	Pct	FT-A	Pct	OR-DR	Reb	Avg	PF-D	A	TO	BS	ST	Pts	Avg
2017-18*	36-8	647	130-241	.539	0-1	.000	117-152	.770	88-155	243	6.8	107-5	20	65	28	17	377	10.5
2018-19**	34-34	888	261-403	.648	7-16	.438	174-240	.725	145-247	392	11.5	92-1	56	88	42	37	703	20.7
2019-20	28-15	608	149-302	.493	1-2	.500	84-107	.785	57-80	137	4.9	63-2	44	50	20	17	383	13.7
2020-21	24-24	704	160-267	.599	0-2	.000	80-109	.734	77-141	218	9.1	65-1	72	61	31	28	400	16.7
2021-22	34-34	1002	204-361	.565	7-19	.368	140-178	.787	96-176	272	8.0	79-1	59	80	41	29	555	16.3
MSU Total	86-73	2314	513-930	.552	8-23	.348	304-394	.772	230-397	627	7.3	207-4	175	191	92	74	1338	15.6
NCAA Total	122-81	2961	643-1171	.549	8-24	.333	421-546	.771	318-552	870	7.1	314-9	195	256	120	91	1715	14.1

* at West Texas A&M (NCAA Division II); ** at South Plains (Texas) College (NJCAA)

Jaylen Minnett Career Statistics

Year	G-GS	Min	FG-A	Pct	3FG-A	Pct	FT-A	Pct	OR-DR	Reb	Avg	PF-D	A	TO	BS	ST	Pts	Avg
2017-18*	30-4	630	69-173	.399	51-126	.405	24-30	.800	12-24	36	1.2	42-0	35	39	1	14	213	7.1
2018-19*	33-1	790	131-368	.356	78-247	.316	55-63	.873	10-58	68	2.1	53-0	65	49	2	29	395	12.0
2019-20*	32-31	1131	175-482	.363	115-315	.365	67-87	.770	12-88	100	3.1	59-1	110	86	3	38	532	16.6
2020-21*	16-14	506	89-232	.384	41-125	.328	44-50	.880	4-29	33	2.1	34-1	46	44	2	18	263	16.4
2021-22	32-2	647	91-231	.394	74-185	.400	18-20	.900	0-45	45	1.4	36-0	39	21	2	25	274	8.6
NCAA Total	143-52	3704	555-1486	.373	359-998	.360	208-250	.832	38-244	282	2.0	224-2	295	239	10	124	1677	11.7

* at IUPUI (NCAA DI)

Nic Tata Career Statistics

Year	G-GS	Min	FG-A	Pct	3FG-A	Pct	FT-A	Pct	OR-DR	Reb	Avg	PF-D	A	TO	BS	ST	Pts	Avg
2018-19*	31-21	---	67-115	.583	0-0	----	35-47	.745	118-164	164	5.3	-----	8	23	17	12	169	5.5
2019-20*	32-12	---	122-165	.739	0-0	----	32-49	.653	52-146	198	6.2	43-0	13	32	45	11	276	8.6
2020-21	20-0	115	17-31	.548	0-2	.000	3-6	.500	9-15	24	1.2	11-0	1	8	0	1	37	1.9
2021-22	8-0	46	7-12	.583	2-4	.500	0-1	.000	3-7	10	1.3	4-0	1	1	0	0	16	2.0
NCAA Total	28-0	161	24-43	.558	2-6	.333	3-7	.429	12-22	34	1.2	15-0	2	9	0	1	53	1.9

* at Blinn (Texas) College (NJCAA)

Isiah Mosley Career Statistics

Year	G-GS	Min	FG-A	Pct	3FG-A	Pct	FT-A	Pct	OR-DR	Reb	Avg	PF-D	A	TO	BS	ST	Pts	Avg
2019-20	32-10	701	103-218	.472	29-72	.403	32-37	.865	21-93	114	3.6	57-0	35	40	8	19	267	8.3
2020-21	24-24	810	168-333	.505	34-88	.386	105-124	.847	14-136	150	6.3	55-0	74	82	3	25	475	19.8
2021-22	34-32	1075	251-498	.504	70-164	.427	120-133	.902	34-178	212	6.2	69-0	78	92	6	40	692	20.4
Total	90-66	2586	522-1049	.498	133-324	.410	257-294	.874	69-407	476	5.3	181-0	187	214	17	84	1434	15.9

Ja'Monta Black Career Statistics

Year	G-GS	Min	FG-A	Pct	3FG-A	Pct	FT-A	Pct	OR-DR	Reb	Avg	PF-D	A	TO	BS	ST	Pts	Avg
2019-20	32-20	624	37-96	.385	27-69	.391	1-5	.200	7-48	55	1.7	43-2	39	20	3	14	102	3.2
2020-21	24-22	746	76-190	.400	54-151	.358	24-32	.750	5-74	79	3.3	35-0	40	34	3	13	230	9.6
2021-22	34-33	962	102-247	.413	77-199	.387	16-18	.889	10-97	107	3.1	59-0	31	19	5	12	297	8.7
Total	90-75	2332	215-533	.403	158-419	.377	41-55	.745	22-219	241	2.7	137-2	110	73	11	39	629	7.0

Demarcus Sharp Career Statistics

Year	G-GS	Min	FG-A	Pct	3FG-A	Pct	FT-A	Pct	OR-DR	Reb	Avg	PF-D	A	TO	BS	ST	Pts	Avg
2018-19*	35-26	---	59-127	.465	28-64	.438	9-11	.818	23-81	104	3.0	11-0	59	20	22	51	155	4.4
2019-20**	32-30	1048	195-413	.472	48-109	.440	89-116	.767	26-124	150	4.7	58-0	179	69	25	81	527	16.5
2020-21	21-12	655	70-139	.504	10-31	.323	22-31	.710	15-73	88	4.2	49-1	77	36	11	15	172	8.2
2021-22	8-5	174	15-36	.417	3-11	.273	7-14	.500	3-24	27	3.4	11-0	32	10	2	6	40	5.0
NCAA Total	29-17	829	85-175	.486	13-42	.310	29-45	.644	18-97	115	4.0	60-1	109	46	13	21	212	7.3

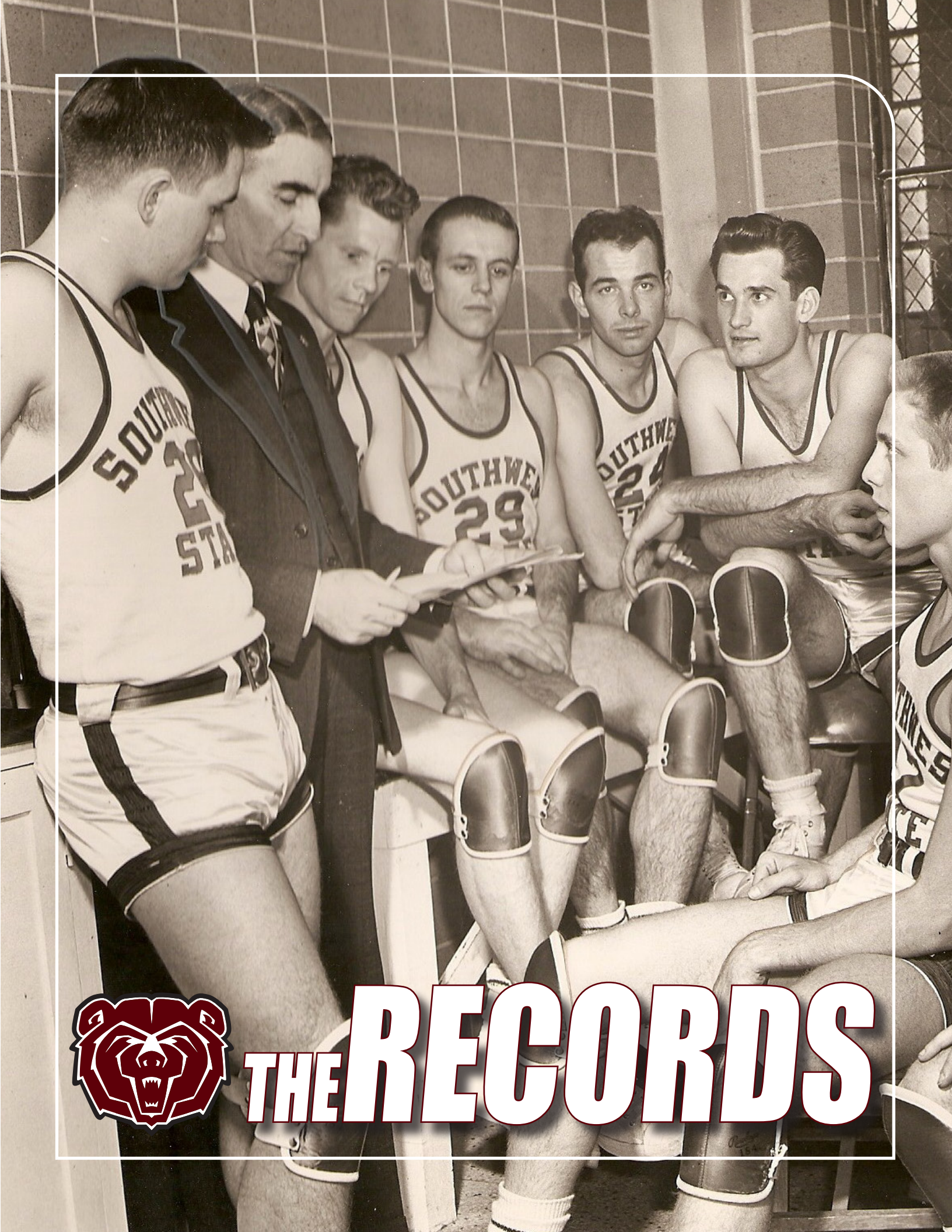
* at Moberly Area Community College (NJCAA); ** at Colby (Kan.) Community College (NJCAA)

Lu'Cye Patterson Career Statistics

Year	G-GS	Min	FG-A	Pct	3FG-A	Pct	FT-A	Pct	OR-DR	Reb	Avg	PF-D	A	TO	BS	ST	Pts	Avg
2020-21	23-0	333	18-67	.269	4-32	.125	18-31	.581	11-41	52	2.3	37-1	27	18	0	6	58	2.5
2021-22	34-26	896	97-203	.478	6-39	.154	52-75	.693	19-73	92	2.7	76-2	75	37	8	20	252	7.4
Total	57-26	1229	115-270	.426	10-71	.141	70-106	.660	30-114	144	2.5	113-3	102	55	8	26	310	5.4

Isaac Haney Career Statistics

Year	G-GS	Min	FG-A	Pct	3FG-A	Pct	FT-A	Pct	OR-DR	Reb	Avg	PF-D	A	TO	BS	ST	Pts	Avg
2021-22	32-0	505	33-95	.347	18-54	.333	32-37	.865	10-67	77	2.4	59-0	25	26	0	21	116	3.6



THE RECORDS



Year	MSU Coach	Record	Pct.	Points Scored	Points Allowed	MSU Captains	Conf. Record	Conf. Finish	Conference Champion
1908-09	W. A. Daggett	7-4	.636	330	269	O. R. Anderson	—	—	—
1909-10	W. A. Daggett	4-5	.444	229	250	Harry Knight	—	—	—
1910-11	Corliss Buchanan	13-8	.619	564	551	Otis Burton	—	—	—
1911-13	No Teams								
1913-14	Arthur Briggs	10-1	.909	668	231	Finis Engleman	—	—	—
1914-15	Arthur Briggs	11-8	.579	846	583	Finis Engleman	—	—	—
1915-16	Arthur Briggs	13-3	.813	632	435	George Danenhour	—	—	—
1916-17	Arthur Briggs	12-3	.800	621	362	Horace Robins	—	—	—
1917-18	Arthur Briggs	13-2	.867	730	336	Chester Barnard	—	—	—
1918-19	Paul Andrews	2-4	.333	229	287	Gilbert Rader	—	—	—
1919-20	Arthur Briggs	16-3	.842	765	475	Red Oliver	—	—	—
1920-21	Arthur Briggs	12-5	.706	579	460	Ralph Snavely	—	—	—
1921-22	Arthur Briggs	10-3	.769	554	340	Harry Warren	—	—	—
1922-23	Arthur Briggs	9-3	.750	351	261	Roger Woody	—	—	—
1923-24	Chester Barnard	13-1	.929	556	325	Clyde James	—	—	—
1924-25	Donald Holwerda	9-6	.600	551	408	Jack Hilterbrand	3-5	Third (tie)	Central Mo.
1925-26	Andrew McDonald	11-3	.786	442	300	Carl Davis	5-3	Second	Northwest Mo. St.
1926-27	Andrew McDonald	11-10	.524	676	616	Carl Fox	5-7	Fourth	NW Mo./Truman St.
1927-28	Andrew McDonald	18-4	.818	928	626	Thomas Dodd	9-3	First	Missouri State
1928-29	Andrew McDonald	16-6	.727	811	610	Carl Fox, Louis Stark	10-6	Second	Northwest Mo. St.
1929-30	Andrew McDonald	8-13	.381	721	700	Murray Marshall, John Tindall	5-11	Fourth	Northwest Mo. St.
1930-31	Andrew McDonald	8-5	.615	369	435	Beach Egbert	7-1	First	Missouri State
1931-32	Andrew McDonald	8-8	.500	404	403	Roscoe Miner	5-3	Second (tie)	Northwest Mo. St.
1932-33	Andrew McDonald	9-6	.600	387	336	Harold Eberhart, Joe Nickle	4-4	Second (tie)	Northwest Mo. St.
1933-34	Andrew McDonald	15-4	.789	415	354	Dell Scroggins, Roscoe Lewis	7-1	First	Missouri State
1934-35	Andrew McDonald	16-3	.842	488	395	Webb Morris, Oral Spurgeon	6-2	First	Missouri State
1935-36	Andrew McDonald	9-11	.450	458	509	Mark Frye	3-7	Fourth	Southeast Mo. St.
1936-37	Andrew McDonald	11-8	.579	578	523	Morris Stephens	4-6	Fourth	Central Mo.
1937-38	Andrew McDonald	11-7	.611	552	481	Gordon Newman	7-3	Second	Central Mo.
1938-39	Andrew McDonald	15-6	.714	682	609	Individual Game Captains	7-3	Second	Northwest Mo. St.
1939-40	Andrew McDonald	12-11	.552	671	664	Individual Game Captains	3-7	Fifth	Cent. Mo./NW Mo.
1940-41	Andrew McDonald	8-14	.318	660	782	Individual Game Captains	3-7	Fifth	Central Mo.
1941-42	Andrew McDonald	13-12	.520	950	882	Individual Game Captains	7-3	Second (tie)	Southeast Mo. St.
1942-43	Andrew McDonald	12-13	.480	965	949	Individual Game Captains	—	—	—
1943-45	No Teams								
1945-46	Andrew McDonald	9-4	.692	583	495	Individual Game Captains	—	—	—
1946-47	Andrew McDonald	18-4	.818	1068	865	Individual Game Captains	8-2	Second	Truman State
1947-48	Andrew McDonald	21-6	.778	1343	1065	Individual Game Captains	6-4	Second (tie)	Truman State
1948-49	Andrew McDonald	25-2	.926	1396	1091	Gene Ruble, Preston Ward	9-1	First	Missouri State
1949-50	Andrew McDonald	19-5	.792	1265	946	Gene Ruble, Ed Cook	8-2	First	Missouri State
1950-51	Bob Vanatta	22-3	.880	1753	1382	Individual Game Captains	7-3	Second	Central Mo. St.
1951-52	Bob Vanatta	27-5	.844	2296	1880	Bill Lea, Fred Stephens, Bill Thomas	10-0	First	Missouri State
1952-53	Bob Vanatta	24-4	.857	2256	1835	Forrest Hamilton, Bill Thomas	8-2	First	Missouri State
1953-54	Edwin Matthews	22-7	.759	2065	1794	Jerry Anderson	8-2	First	Missouri State
1954-55	Edwin Matthews	11-9	.550	1383	1302	Charles Peterson	5-5	Third (tie)	Truman State
1955-56	Edwin Matthews	15-6	.714	1435	1348	Max Oldham, Jack Trogon	6-4	Third (tie)	Truman State
1956-57	Edwin Matthews	12-8	.600	1515	1376	Max Oldham, Joe Reiter	7-3	Third	Cent. Mo./Truman St.
1957-58	Edwin Matthews	22-2	.917	1822	1398	Max Oldham, Bill Wynn	9-1	First	Missouri State
1958-59	Edwin Matthews	23-3	.885	1943	1600	Jack Israel, Russ Robinson, Charlie Taylor	8-2	First	Missouri State
1959-60	Edwin Matthews	14-9	.609	1682	1550	Jay Kinser, Gene Day	7-3	Second	Truman State
1960-61	Edwin Matthews	10-13	.435	1650	1645	Jerry Kirksey, Jerry Stockard	5-5	Second (tie)	Southeast Mo. St.
1961-62	Edwin Matthews	15-8	.652	1676	1570	Carl Wilks, Jerry Hall	8-2	Second	Southeast Mo. St.
1962-63	Edwin Matthews	8-15	.348	1615	1677	Edsel Matthews, Larry McCarter	2-8	Fifth	Southeast Mo. St.
1963-64	Edwin Matthews	12-11	.522	1742	1759	Charles Marshall	6-4	Third (tie)	SE Mo./Truman St.
1964-65	Bill Thomas	15-8	.652	1864	1684	Jim Gant, Holmes Teegarden	6-4	Second (tie)	Central Mo. St.
1965-66	Bill Thomas	19-6	.760	1965	1769	Danny Bolden, Don Carlson, Jim Gant	10-0	First	Missouri State
1966-67	Bill Thomas	23-5	.821	2253	1942	Danny Bolden, Phil Shannahan	10-0	First	Missouri State
1967-68	Bill Thomas	19-6	.760	1908	1633	Lou Shepherd	9-1	First	Missouri State
1968-69	Bill Thomas	24-5	.828	2407	1899	Max Gee, Mert Bancroft	8-2	First (tie)	MSU/Cent. Mo.
1969-70	Bill Thomas	17-11	.607	2162	2045	Curtis Perry, Greg Mess	8-2	First (tie)	MSU/Cent. Mo.
1970-71	Bill Thomas	9-16	.360	1804	1951	Chuck Williams, Ray Snelling	4-8	Sixth	Truman State
1971-72	Bill Thomas	12-12	.500	1888	1901	Bob Curl, Zack Townsend	8-4	Second	Lincoln
1972-73	Bill Thomas	20-8	.714	2028	1901	Eric Thompson, Kevin Gerschevske	9-3	First	Missouri State
1973-74	Bill Thomas	21-9	.700	2402	2275	William Doolittle, Randy Magers	9-3	First	Missouri State
1974-75	Bill Thomas	13-13	.500	2100	2015	Daryel Garrison, Dennis Hill	6-6	Fourth (tie)	Lincoln
1975-76	Bill Thomas	15-11	.577	1974	1880	Andy Newton	7-5	Fourth (tie)	Missouri S&T
1976-77	Bill Thomas	11-14	.440	1852	1924	Lyndall Magers, Jimmie Dull	4-8	Fourth (tie)	Lincoln
1977-78	Bill Thomas	21-7	.750	2068	1980	Jimmie Dull, Milt McDonald	11-1	First	Missouri State
1978-79	Bill Thomas	16-10	.615	1973	1887	Randy Towe, Tony Armstrong	5-7	Fifth (tie)	Truman State
1979-80	Bill Thomas	10-17	.370	1947	1990	Mike Robinson, Andy Hood, Larry Lewis	4-8	Sixth	Central Mo.
1980-81	Bob Cleeland	9-21	.300	2146	2387	Mark Lance, Ed Liliensiek	5-9	Fifth (tie)	Lincoln
1981-82	Bob Cleeland	17-10	.630	1866	1681	Mark Lance, Keith Hilliard	—	—	—
1982-83	Bob Cleeland	13-15	.464	1871	1927	Ricky Johnson, Joe Ward, Bobby Howard	6-3	Second (tie)	Western Illinois
1983-84	Charlie Spoonhour	18-10	.643	1794	1670	Anthony Boggs, Eric Gray, Chris Scott	9-5	Third	Illinois-Chicago
1984-85	Charlie Spoonhour	17-13	.567	2144	1975	Handy Johnson, Randy Stange, Brian Smith	8-6	Fourth	Cleveland State
1985-86	Charlie Spoonhour	24-8	.750	2244	1919	Phil Schlegel, Chris Ward, Chris Matlock	10-4	Second	Cleveland State
1986-87	Charlie Spoonhour	28-6	.824	2375	1958	Robinson, Garland, Bell, Hickox, Green	13-1	First	Missouri State
1987-88	Charlie Spoonhour	22-7	.759	2085	1849	Clay Holt, Stan Worthy	12-2	First	Missouri State
1988-89	Charlie Spoonhour	21-10	.677	2174	1962	Doug Lewis, Keith Jackson	10-2	First	Missouri State
1989-90	Charlie Spoonhour	22-7	.759	2229	1903	Lee Campbell	11-1	First	Missouri State



Year	MSU Coach	Record	Pct.	Points Scored	Points Allowed	MSU Captains	Conf. Record	Conf. Finish	Conference Champion
1990-91	Charlie Spoonhour	22-12	.647	2461	2272	Arnold Bernard, Darryl Reid, David Brewer	11-5	Second	Creighton
1991-92	Charlie Spoonhour	23-8	.742	2003	1761	Andre Rigsby	13-5	Third	Southern Ill./Illinois St.
1992-93	Mark Bernsen	20-11	.645	1957	1813	Jackie Crawford, Rodney Perry	11-7	Third	Illinois State
1993-94	Mark Bernsen	12-15	.444	1690	1690	Tom Schellemans	7-11	Sixth	Tulsa
1994-95	Mark Bernsen	16-11	.593	1827	1707	Anthony Edwards, John Murdock, Clint Thomas	9-9	Sixth (tie)	Tulsa
1995-96	Steve Alford	16-12	.571	2096	2019	Johnny Epps, Robert Wilkerson	11-7	Fourth	Bradley
1996-97	Steve Alford	24-9	.727	2505	2371	Coleco Buie, JoJo Dabbs, Tony Davis, Monte Marsh	12-6	Second (tie)	Illinois State
1997-98	Steve Alford	16-16	.500	2369	2247	Ben Kandlbinder, Danny Moore, Ryan Bettenhausen	11-7	Third (tie)	Illinois State
1998-99	Steve Alford	22-11	.667	2414	2173	Moore, Bettenhausen, Murans, Stringer, Tshomba	11-7	Second (tie)	Evansville
1999-00	Barry Hinson	23-11	.676	2257	2137	Kevin Ault, Ron Bruton, Wm. Fontleroy, Eric Judd, Allen Phillips	13-5	Second	Indiana State
2000-01	Barry Hinson	13-16	.448	1850	1896	Matt Rueter	8-10	Seventh (tie)	Creighton
2001-02	Barry Hinson	17-15	.531	2267	2183	Scot Brakebill, Daniel Novak, Mike Wallace, Robert Yanders	11-7	Fourth	Creighton/Southern Ill.
2002-03	Barry Hinson	17-12	.586	1931	1782	Terrance McGee, Jason Gilbert, Travis Walk	12-6	Third (tie)	Southern Illinois
2003-04	Barry Hinson	19-14	.576	2209	2108	Merrill Andrews, Monwell Randle, Shelton Colwell	9-9	Fifth	Southern Illinois
2004-05	Barry Hinson	19-13	.594	2339	2167	Trevor Fisher, Tamarr MacLin, Anthony Shavies	10-8	Fifth	Southern Illinois
2005-06	Barry Hinson	22-9	.710	2301	2059	Kellen Easley, Deke Thompson	12-6	Second (tie)	Wichita State
2006-07	Barry Hinson	22-11	.667	2439	2150	Blake Ahearn, Nathan Bilyeu, Tyler Chaney	12-6	Third (tie)	Southern Illinois
2007-08	Barry Hinson	17-16	.515	2236	2146	D. Lamberth, Sp. Laurie, D. Manswell, D. Mitchell, D. Richards	8-10	Seventh (tie)	Drake
2008-09	Cuonzo Martin	11-20	.355	1887	1984	Chris Cooks, Wade Knapp, Shane Laurie, Spencer Laurie	3-15	Tenth	Northern Iowa
2009-10	Cuonzo Martin	24-12	.667	2572	2285	Justin Fuehrmeyer, Adam Leonard, Kyle Weems	8-10	Seventh	Northern Iowa
2010-11	Cuonzo Martin	26-9	.743	2444	2209	Jermaine Mallett, Adam Leonard	15-3	First	Missouri State
2011-12	Paul Lusk	16-16	.500	2110	2015	Kyle Weems, Caleb Patterson, Michael Bizoukas, Isaiah Rhine	9-9	Third (tie)	Wichita State
2012-13	Paul Lusk	11-22	.333	1966	2136	Anthony Downing	7-11	Seventh (tie)	Creighton
2013-14	Paul Lusk	20-13	.606	2262	2251	Keith Plickens, Nathan Scheer	9-9	Fourth (tie)	Wichita State
2014-15	Paul Lusk	11-20	.355	1850	1989	Christian Kirk, Ron Mvouika	5-13	Eighth	Wichita State
2015-16	Paul Lusk	13-19	.406	2153	2321	Camryn Boone, Dorrian Williams, Loomis Gerring	8-10	Sixth (tie)	Wichita State
2016-17	Paul Lusk	17-16	.515	2403	2277	Dequon Miller	7-11	Sixth (tie)	Illinois State/Wichita St.
2017-18	Paul Lusk	18-15	.545	2313	2197	Alize Johnson, Jarrid Rhodes	7-11	Seventh (tie)	Loyola Chicago
2018-19	Dana Ford	16-16	.500	2206	2157	Jarred Dixon, Ryan Kreklow	10-8	Third (tie)	Loyola Chicago /Drake
2019-20	Dana Ford	16-17	.485	2330	2238	Keandre Cook, Tulio Da Silva, Gaipe Prim, Lamont West	9-9	Sixth (tie)	Northern Iowa
2020-21	Dana Ford	17-7	.708	1762	1594	Gaipe Prim, Spencer Brown	12-6	Third	Loyola Chicago
2021-22	Dana Ford	23-11	.676	2628	2342	Gaipe Prim	13-5	Second (tie)	Northern Iowa

RETIRED JERSEYS

#22, Winston Garland (1985-87): Garland led MSU to its first two Division I postseason tournament appearances, leading the scoring on the Bears' 1986 NIT ballclub and also on a school-record 28-win NCAA Tournament team in 1987. He became the Bears' all-time leading two-year scorer with 1,248 points, was a Mid-Continent Conference all-league first team selection both of his seasons, was named Mid-Continent Player of the Year as a senior, and was the first two-time winner of the MSU Player of the Year Award. A native of Gary, Ind., Garland came to MSU following two seasons at Southeastern (Iowa) Community College.

#32, Daryel Garrison (1971-75): Garrison was a four-year starter for the Bears whose 1,975 points stands as Missouri State's all-time scoring record. He played for MIAA championship teams as a sophomore and junior which both advanced to the NCAA Division II Tournament. The 1972-73 Bears were eliminated in the NCAA Regional Tournament, but the 1973-74 club reached the national finals in Evansville before losing to Morgan State. Garrison played in 107 Missouri State games and also holds MSU career marks in 20-point games (46), field goals (830) and field goal attempts (1,755).





#43, Jerry Anderson (1951-55): Anderson was a two-time NAIA national tournament MVP, playing on MSU NAIA national championship teams in 1952 and 1953 and an NAIA national third place ball club in 1954. He was named to the NAIA all-time all-tournament team in 1971 and was selected to the NAIA 50th and 75th Anniversary All-Tournament teams. A four-year starter for the Bears, Anderson was the second MSU player ever to collect 1,000 points in a career. A native of Marshfield, Mo., he also played on MIAA championship teams each of his first three years.


#54, Curtis Perry (1966-70): Perry is the Bears' all-time leader on the boards with 1,424 career rebounds, and he also holds the MSU single-game and single-season rebounding records. He played on Missouri State's NCAA Division II national runner-up teams in 1967 and 1969, and on four consecutive MIAA championship and NCAA Tournament teams. Perry was the MIAA Most Valuable Player in 1970. He is the club's third-best all-time leading scorer, with 1,835 career points; and was a College Division All-America pick in both 1969 and 1970. A four-year Bears' starter, Perry is originally from Washington, D.C. and went on to NBA stardom.

Coach Charlie Spoonhour (1983-92): Spoonhour's teams won 197 games in his nine MSU seasons, taking the school to seven straight 20-victory campaigns with postseason tournament appearances in each. He authored the first five of the six trips MSU has made into the NCAA tournament, won four straight Mid-Continent Conference championships and chalked up the Bears' only Missouri Valley Conference tournament title.

He went on to coaching stops at Saint Louis (1992-99) and UNLV (2001-04) and finished 373-202 in 19 years overall as a Division I head coach. Spoon passed away on Feb. 1, 2012.

Coach Bill Thomas (1964-80): Thomas was a three-year starter for the Bears as part of the 1952 and 1953 NAIA national championship clubs and returned to campus as an assistant coach in 1956. He became the head coach of the Bears in 1964 and over the next 16 seasons, directed them to eight MIAA basketball titles, more than any coach in league history. The Bears won the MIAA title five years in a row from 1966 to 1970 and finished second in the NCAA Division II tournament three times - 1967, 1969, and 1974. Thomas compiled a 16-year coaching mark of 265 wins and 158 losses and was named 1974 College Division National Coach of the Year by the NABC.





W.A. Daggett
(Drury, 1899)
1908-10 (2 seasons)
11-9 (.550)



Corliss Buchanan
(Georgia Tech, 1909)
1910-11 (1 season)
13-8 (.619)



Arthur Briggs
(YMCA College, Mass., 1911)
1913-18, 1919-23 (9 seasons)
106-31 (.774)



Paul Andrews
(Missouri State, 1915)
1918-19 (1 season)
2-4 (.333)



Chester Barnard
(Missouri State, 1918)
1923-24 (1 season)
13-1 (.929)




Donald Holwerda
1924-25 (1 season)
9-6 (.600)




Andrew McDonald
(Missouri State, 1918)
1925-50 (23 seasons)
302-166 (.645)




Bob Vanatta
(Central Methodist, 1942)
1950-53 (3 seasons)
73-12 (.859)



Edwin Matthews
(Missouri State, 1947)
1953-64 (11 seasons)
164-91 (.643)




Bill Thomas
(Missouri State, 1953)
1964-80 (16 seasons)
265-158 (.626)




Bob Cleeland
(Northeastern State, 1970)
1980-83 (3 seasons)
39-46 (.459)



Charlie Spoonhour
(Univ. of the Ozarks, 1961)
1983-92 (9 seasons)
197-81 (.709)



Mark Bernsen
(Missouri-St. Louis, 1972)
1992-95 (3 seasons)
48-37 (.565)




Steve Alford
(Indiana, 1987)
1995-99 (4 seasons)
78-48 (.619)



Barry Hinson
(Oklahoma State, 1983)
1999-2008 (9 seasons)
169-117 (.591)



Cuonzo Martin
(Purdue, 2000)
2008-11 (3 seasons)
61-41 (.598)



Paul Lusk
(Southern Illinois, 1995)
2011-18 (7 seasons)
106-121 (.467)



Dana Ford
(Illinois State, 2006)
2018-present (5th season)
72-51 (.585)

Coach	Seasons^	Overall Record	Pct.	Conf.* Record	Pct.	Conf. Titles	20-Win Seasons	Wins per Season	MSU Points	Avg.	Opp. Points	Avg.
W. A. Daggett	2 (1908-10)	11-9	.550	---	---	---	0	5.5	559	27.9	519	25.9
Corliss Buchanan	1 (1910-11)	13-8	.619	---	---	---	0	13.0	564	26.9	551	26.2
Arthur Briggs	9 (1913-18, 1919-23)	106-31	.774	---	---	---	0	11.7	5,745	41.9	3,491	25.5
Paul Andrews	1 (1918-19)	2-4	.333	---	---	---	0	2.0	229	38.2	287	47.8
Chester Barnard	1 (1923-24)	13-1	.929	---	---	---	0	13.0	556	39.7	325	23.2
Donald Holwerda	1 (1924-25)	9-6	.600	3-5	.375	0	0	9.0	551	36.7	408	27.2
Andrew McDonald	23 (1925-43, 1945-50)	302-166	.645	128-86	.598	6	2	13.1	16,810	35.9	14,609	31.2
Bob Vanatta	3 (1950-53)	73-12	.859	25-5	.816	2	3	24.3	6,305	74.2	5,097	60.0
Edwin Matthews	11 (1953-64)	164-91	.643	71-39	.645	3	3	14.7	18,528	72.7	17,019	66.7
Bill Thomas	16 (1964-80)	265-158	.626	117-63	.650	8	5	16.6	32,595	77.1	30,676	72.5
Bob Cleeland	3 (1980-83)	39-46	.459	11-12	.478	0	0	13.0	5,883	69.2	5,995	70.5
Charlie Spoonhour	9 (1983-92)	197-81	.709	97-31	.758	4	7	21.9	19,509	70.2	17,269	62.1
Mark Bernsen	3 (1992-95)	48-37	.565	27-27	.500	0	1	16.0	5,474	64.4	5,210	61.2
Steve Alford	4 (1995-99)	78-48	.619	45-27	.625	0	2	19.5	9,384	74.5	8,810	69.9
Barry Hinson	9 (1999-2008)	169-117	.591	95-67	.586	0	3	18.8	19,821	69.3	18,628	65.1
Cuonzo Martin	3 (2008-11)	61-41	.598	26-28	.481	1	2	20.3	6,903	67.7	6,478	63.5
Paul Lusk	7 (2011-18)	106-121	.467	52-74	.413	0	1	15.1	15,057	66.3	15,186	67.7
Dana Ford	4 (2018-22)	72-51	.585	44-28	.611	0	1	18.0	8,926	72.6	8,331	67.3
Totals (18 coaches)	110 (1908-2022)	1728-1028	.627	741-492	.601	24	30	15.7	173,399	62.9	158,889	57.7

*Missouri Intercollegiate Athletic Association, 1924-1981; Mid-Continent Conference, 1982-1990; Missouri Valley Conference 1990-present; ^ Missouri State did not field a team during the 1911-12, 1912-13, 1943-44, and 1944-45 seasons.



1908-09

7-4 (.636)

Coach W. A. Daggett

N21 A at Marionville College.....	L	14	32
D11 H Marionville College.....	L	18	34
J15 H Acorn Athletic Club.....	W	41	21
J22 H Pierce City Club.....	W	34	12
J29 H Drury.....	W	34	28
F5 H Springfield HS.....	W	23	15
F12 H Acorn Ath. Club.....	W	32	13
F19 H Drury.....	L	24	33
F26 H Springfield HS.....	W	47	22
M1 A at Central Missouri.....	L	26	42
M5 H Drury.....	W	37	17
Total Points.....		364	235

1909-10

4-5 (.444)

Coach W. A. Daggett

J14 H Missouri S&T.....	W	26	21
J21 A at Drury.....	L	9	14
J31 H Pittsburg State.....	W	45	22
F4 H Drury.....	L	21	29
F12 A at Missouri S&T.....	L	24	48
F26 A at Pittsburg State.....	W	39	33
F28 A at Central Missouri.....	L	18	41
M1 A at Nevada HS.....	L	22	23
M2 A at Lamar HS.....	W	25	19
Total Points.....		229	250

1910-11

13-8 (.619)

Coach Corliss Buchanan

A at Marionville College.....	W	32	14
A at Marionville College.....	W	34	18
A at Marionville College.....	W	35	19
J13 A at Marionville College.....	L	12	45
H Acorn Athletic Club.....	W	41	21
J19 A at Lamar HS.....	L	21	27
J20 A at Pittsburg State.....	W	30	21
H Pierce City Club.....	W	34	12
J27 A at Southeast Mo. St.....	L	24	64
J28 A at Missouri S&T.....	L	11	45
H Drury.....	W	34	28
J30 H Pittsburg State.....	W	25	21
H Springfield HS.....	W	23	15
F10 H Missouri S&T.....	W	16	10
H Acorn Athletic Club.....	W	32	13
F18 H Southeast Mo. St.....	L	11	52
H Drury.....	L	24	33
F24 H Springfield YMCA.....	L	15	32
H Springfield HS.....	W	47	2
H Central Missouri.....	L	26	42
H Drury.....	W	37	17
Total Points.....		564	551

1911-13

No Teams



Arthur

Briggs

1913-1918, 1919-23

9 seasons

106-31 (.774)

1913-14

10-1 (.909)

Coach Arthur Briggs

H Springfield Bus. College....	W	44	9
D6 H Billings HS.....	W	60	21
D13 H Springfield HS.....	W	43	18
H Ozark HS.....	W	94	22
H Marionville College.....	W	64	24
H Everton HS.....	W	49	16
J26 H Southwest Baptist.....	W	97	23
H Morrisville College.....	W	60	12
F11 A at Drury.....	L	25	40
F17 A at Southwest Baptist.....	W	90	27
F20 N at Springfield HS.....	W	42	19
Total Points.....		668	231

1914-15

11-8 (.579)

Coach Arthur Briggs

N21 H Billings HS.....	W	60	18
N31 H Grant Baptist.....	W	40	16
D5 H Walnut Grove HS.....	W	66	29
D12 H Republic HS.....	W	74	19
D19 H Bolivar HS.....	W	96	42
D23 H Grant Baptist.....	W	80	39
J8 A at Southwest Baptist.....	W	65	21
J13 H Missouri S&T.....	L	26	27
J14 H Missouri S&T.....	W	30	24
J18 A at Drury.....	L	27	42
J21 H Southwest Baptist.....	W	80	30
F5 A at Missouri S&T.....	L	22	32
F6 A at Missouri S&T.....	W	22	20
F10 H Drury.....	L	15	32
F15 H Springfield YMCA.....	L	23	42
F17 H Springfield YMCA.....	W	37	36
F24 H Tarkio.....	L	26	34
M3 A at Drury.....	L	24	34
M8 H Drury.....	L	33	46
Total Points.....		846	583

1915-16

13-3 (.813)

Coach Arthur Briggs

J13 H Pittsburg State.....	W	60	24
J14 H Pittsburg State.....	W	50	24
J21 H Northwest Mo. St.....	W	41	27
J22 H Northwest Mo. St.....	W	41	26
J28 H Southeast Mo. St.....	W	47	30
F1 H Central Methodist.....	W	45	25
F3 H Central Methodist.....	L	15	45
F7 A at Central Methodist.....	W	31	28
F9 A at Mo. Wesleyan.....	W	54	24
F10 A at Northwest Mo. St.....	L	23	33
F11 A at Tarkio.....	L	21	32
F19 H Missouri Wesleyan.....	W	61	33
F26 H William Jewell.....	W	56	33
F29 H Drury.....	W	39	18
M3 A at Southeast Mo. St.....	W	20	13
M6 A at Drury.....	W	28	20
Total Points.....		632	435

1916-17

12-3 (.800)

Coach Arthur Briggs

J12 A at Pittsburg State.....	W	42	26
J13 A at Pittsburg State.....	W	45	21
J18 A at William Jewell.....	W	46	27
J19 A at Mo. Wesleyan.....	W	53	31
J25 H Central Wesleyan.....	W	55	28
F1 H William Jewell.....	W	47	27
F9 H Tarkio College.....	W	45	13
F13 H Southeast Mo. St.....	W	58	19
F20 A at Drury.....	W	37	32
F26 A at Southeast Mo. St.....	L	21	28
F27 A Central Wesleyan.....	W	19	10
F28 A Missouri S&T.....	W	50	13
M8 H Drury.....	L	27	28
M14 H Missouri S&T.....	W	50	23
H Drury.....	L	26	36
Total Points.....		621	362

1917-18

13-2 (.867)

Coach Arthur Briggs

J17 H William Jewell.....	W	32	30
J18 H William Jewell.....	W	29	27
J24 H Pittsburg State.....	W	50	9
J25 H Pittsburg State.....	W	46	21
J28 H Drury.....	W	27	23
F1 H Missouri S&T.....	W	56	21
A at Drury.....	L	44	46
A at Central Missouri.....	W	47	16
F14 A at Mo. Wesleyan.....	W	94	14
F15 A at Mo. Wesleyan.....	W	58	20
F19 A at Central Methodist.....	W	58	24
F21 A at William Jewell.....	L	27	28
F26 A at Southeast Mo. St.....	W	58	21
F27 A at Missouri S&T.....	W	50	13
F28 A at Missouri S&T.....	W	51	23
Total Points.....		730	336

1918-19

2-4 (.333)

Coach Paul Andrews

H Pittsburg State.....	L	43	55
H Missouri Wesleyan.....	W	49	31
H Pittsburg State.....	L	27	66
H Pittsburg State.....	L	38	51
H William Jewell.....	L	32	56
H Missouri Wesleyan.....	W	40	28
Total Points.....		229	287

1919-20

16-3 (.842)

Coach Arthur Briggs

J9 H Pittsburg State.....	W	46	22
J10 H Pittsburg State.....	W	28	20
J14 H Central Missouri.....	W	51	27
J22 H William Jewell.....	W	56	29
J28 H Missouri S&T.....	W	34	18
J29 H Missouri S&T.....	W	48	14
F6 H Southeast Mo. St.....	W	37	14
F14 H Central Wesleyan.....	W	55	31
F17 H Central Methodist.....	W	44	14
F18 H Camp Pike.....	W	40	22
F24 A at Central Methodist.....	W	30	16
F25 A at Central Missouri.....	L	36	47
F25 A at William Jewell.....	W	57	35
F27 A at Mo. Wesleyan.....	W	46	28
M9 A at Southeast Mo. St.....	W	42	22



M10 A at Missouri S&T.....	W	25	22
M11 A at Missouri S&T.....	L	28	33
A at Pittsburg State.....	L	28	30
A at Pittsburg State.....	W	34	31
Total Points.....		765	475

1920-21

12-5 (.706)

Coach Arthur Briggs

H Springfield YMCA.....	W	44	17
H Pittsburg State.....	L	24	46
H Pittsburg State.....	L	18	31
H Tarkio.....	W	35	21
H Springfield YMCA.....	W	30	16
A at Drury.....	W	33	15
H Missouri Wesleyan.....	W	31	24
A at William Jewell.....	L	31	37
H Drury.....	W	44	21
H Central Wesleyan.....	W	54	29
H Missouri Wesleyan.....	W	51	21
H Southeast Mo. St.....	W	44	31
H William Jewell.....	W	39	22
H William Jewell.....	W	41	33
F26 H Missouri S&T.....	L	24	33
M6 H Missouri S&T.....	L	16	23
H Southeast Mo. St.....	L	20	40
Total Points.....		579	460

1921-22

10-3 (.769)

Coach Arthur Briggs

H Springfield HS.....	W	45	9
J12 H Culver-Stockton.....	W	53	30
H Culver-Stockton.....	W	46	26
H William Jewell.....	W	51	22
H Drury.....	W	32	28
A at Northwest Mo. St.....	W	66	26
A at Northwest Mo. St.....	W	47	12
J31 H Tarkio.....	L	26	30
F1 H Tarkio.....	L	22	32
F3 H Northwest Mo. St.....	W	46	21
F4 H Northwest Mo. St.....	W	32	26
H Central Methodist.....	L	46	47
F21 A at Drury.....	W	42	31
Total Points.....		554	340

1922-23

9-3 (.750)

Coach Arthur Briggs

J11 H Culver-Stockton.....	W	38	23
J13 H Culver-Stockton.....	W	23	19
J23 A at Drury.....	L	19	23
F1 H Northwest Mo. St.....	W	33	18
F7 H Missouri S&T.....	W	23	18
F13 A at Missouri S&T.....	W	28	20
F15 A at Southeast Mo. St.....	L	22	34
F20 H Drury.....	W	27	20
F28 H Southeast Mo. St.....	L	20	22
M1 H Southeast Mo. St.....	W	38	22
M2 H Truman State.....	W	44	21
M3 H Truman State.....	W	36	21
Total Points.....		351	261

1923-24

13-1 (.929)

Coach Chester Barnard

J8 H Ark. College-Little Rock.....	W	42	17
J9 H Ark. College-Little Rock.....	W	52	20
J18 A at Arkansas.....	W	38	31
J19 A at Arkansas.....	L	21	22
F9 H Missouri S&T.....	W	46	25
F13 H Central Missouri.....	W	47	17
F14 H Central Missouri.....	W	33	25
F19 A at Northwest Mo.....	W	54	26
F20 A at Northwest Mo.....	W	40	32
F22 A at Truman State.....	W	50	21
F23 A at Truman State.....	W	44	24
F28 H Southeast Mo. St.....	W	35	22
F29 H Southeast Mo. St.....	W	21	18
M7 A at Missouri S&T.....	W	33	25
Total Points.....		556	325

1924-25

9-6 (.600), 3-5 MIAA (3rd)

Coach Donald Holwerda

J13 H Ozark Wesleyan.....	W	75	18
J22 H McKendree.....	L	27	38
J27 H Tarkio.....	W	48	34
J30 H Truman State*.....	W	56	28
J31 H Truman State*.....	W	39	16
F5 A at Central Missouri*.....	L	24	32
F6 A at Central Missouri*.....	L	29	46
F9 H William Jewell.....	W	30	19
F10 A at Ozark Wesleyan.....	W	38	7
F17 H Missouri S&T.....	W	38	24
F19 H Northwest Mo. St*.....	L	36	41
F20 H Northwest Mo. St*.....	W	33	31
F27 A at Missouri S&T.....	W	35	16
M6 A at Southeast Mo.*.....	L	15	28
M7 A at Southeast Mo.*.....	L	28	30
Total Points.....		551	408



Andrew McDonald
1925-50
23 seasons
302-166 (.645)

1925-26

11-3 (.786), 5-3 MIAA (2nd)

Coach Andrew McDonald

J8 H Southwest Baptist.....	W	39	19
J14 H McKendree.....	W	43	22
J15 H McKendree.....	W	25	22
J19 A at Southwest Baptist.....	W	30	16
J28 H Truman State*.....	W	23	19
F4 H Central Missouri*.....	W	39	26
F11 A at Northwest Mo.*.....	L	22	30
F13 A at Truman State*.....	W	30	22
F16 H Missouri S&T.....	W	41	22
F19 A at Central Missouri*.....	W	37	19
F24 H Northwest Mo. St*.....	L	22	28
F26 H Southeast Mo. St*.....	W	39	16
M2 A at Missouri S&T.....	W	33	9
M6 A at Southeast Mo.*.....	L	19	30
Total Points.....		442	300

1926-27

11-10 (.524), 5-7 MIAA (4th)

Coach Andrew McDonald

J6 H Southwest Baptist.....	W	41	33
J11 A at Southwest Baptist.....	L	26	32
J13 H McKendree.....	W	31	25
J14 H McKendree.....	W	28	17
J20 H Central Missouri*.....	L	28	30
J21 H Central Missouri*.....	W	40	27
J24 H Pittsburg State.....	L	23	35
J28 A at Northwest Mo.*.....	L	21	45
J29 A at Northwest Mo.*.....	L	24	39
J31 A at Truman State*.....	W	25	17
F1 A at Truman State*.....	L	24	26
F7 H Truman State*.....	W	39	29
F11 A at Central Missouri*.....	L	28	34
H Missouri S&T.....	W	49	23
F22 A at Pittsburg State.....	W	38	35
F23 H Northwest Mo. St*.....	L	26	31
F24 A at McKendree.....	L	28	29
F25 A at Southeast Mo.*.....	L	34	35
F26 A at Missouri S&T.....	W	46	22
M1 H Southeast Mo. St*.....	W	44	24
M2 H Southeast Mo. St*.....	W	32	26
Total Points.....		676	616

1927-28

18-4 (.818), 9-3 MIAA (1st)

Coach Andrew McDonald

A at Southwest Baptist.....	W	50	21
D22 H Arkansas.....	W	45	33
H Pittsburg State.....	W	50	40
J6 H McKendree.....	W	48	18
J7 H McKendree.....	W	52	34
J21 H Missouri S&T.....	W	47	22
J12 H Shurtleff.....	W	43	39
J14 H Southeast Mo. St*.....	W	61	16
J23 A at Pittsburg State.....	L	22	45
J26 A at Central Missouri*.....	W	38	25
J27 A at Central Missouri*.....	W	29	27
F2 H Northwest Mo. St*.....	W	50	35
F3 H Northwest Mo. St*.....	L	41	48
F6 H Truman State*.....	W	25	21
F7 H Truman State*.....	L	19	28
F10 A at Northwest Mo.*.....	L	34	40
F11 A at Kan. City Club.....	W	27	23
F16 H Central Missouri*.....	W	57	21
F22 A at Truman State*.....	W	37	29
F24 A at Southeast Mo.*.....	W	44	24
F25 A at Southeast Mo.*.....	W	46	19
A at Missouri S&T.....	W	63	18
Total Points.....		928	626

1928-29

16-6 (.727), 10-6 MIAA (2nd)

Coach Andrew McDonald

D20 H McPherson.....	W	40	28
J4 H Missouri S&T.....	W	43	28
H Pittsburg State.....	W	47	30
H McKendree.....	W	44	21
J17 A at Northwest Mo.*.....	W	29	26
J18 A at Northwest Mo.*.....	L	30	34
J24 H Northwest Mo. St*.....	W	37	25
J25 H Northwest Mo. St*.....	W	39	27
J30 A at Missouri S&T.....	W	45	23
F4 H Truman State*.....	L	17	34
F5 H Truman State*.....	W	29	11
F8 A at Central Missouri*.....	L	29	44
F9 A at Central Missouri*.....	L	28	36
F13 H Southeast Mo. St*.....	W	35	11

SEASON-BY-SEASON RESULTS



MOSTATEBASKETBALL

F14 H	Southeast Mo. St.*	W	57	22
F18 H	Central Missouri*	W	57	47
F19 H	Central Missouri*	L	31	38
F22 A	at Truman State*	L	35	37
F23 A	at Truman State*	W	36	26
F25 A	at Southeast Mo.*	W	42	19
F26 A	at Southeast Mo.*	W	34	18
M1 A	at Pittsburg State	W	27	25
Total Points			811	610

1929-30

8-13 (.381), 5-11 MIAA (4th)

Coach Andrew McDonald

J4 H	Arkansas	W	40	21
J8 H	Shurtleff	W	41	38
J17 H	Central Missouri*	L	32	45
J18 H	Central Missouri*	L	23	33
J23 A	at Pittsburg State	L	23	34
J25 H	Missouri S&T	W	54	27
J31 A	at Truman State*	L	28	35
F1 A	at Truman State*	L	28	44
F3 A	at Southeast Mo.*	W	43	33
F4 A	at Southeast Mo.*	L	30	35
F7 A	at Missouri S&T	W	54	32
F13 A	at Northwest Mo.*	L	27	29
F14 A	at Northwest Mo.*	L	20	36
F17 H	Truman State*	W	40	32
F18 H	Truman State*	L	27	33
F21 H	Northwest Mo. St.*	L	27	29
F22 H	Northwest Mo. St.*	L	34	44
F24 H	Southeast Mo. St.*	W	36	28
F25 H	Southeast Mo. St.*	W	55	28
F28 A	at Central Missouri*	L	28	31
M1 A	at Central Missouri*	L	31	33
Total Points			721	700

1930-31

8-5 (.615), 7-1 MIAA (1st)

Coach Andrew McDonald

J6 H	Shurtleff	L	30	32
J8 H	Pittsburg State	L	25	56
J15 H	Northwest Mo. St.*	L	16	28
J17 H	Missouri S&T	W	45	35
J22 H	Truman State*	W	35	21
J26 A	at Northwest Mo.*	L	19	43
F7 A	at Southeast Mo.*	W	23	21
F9 A	at Truman State*	L	16	22
F16 A	at Pittsburg State	L	25	63
F21 H	Southeast Mo. St.*	W	36	22
F26 H	Central Missouri*	W	33	32
F28 A	at Missouri S&T	L	35	40
M1 A	at Central Missouri*	W	31	20
Total Points			369	435

1931-32

8-8 (.500), 5-3 MIAA (t2nd)

Coach Andrew McDonald

D18 H	Arkansas	L	38	41
J5 A	at Pittsburg State	L	23	41
J9 H	Missouri S&T	W	46	32
J14 H	Northwest Mo. St.*	L	16	20
J16 H	Tulsa	L	30	37
J19 A	at Tulsa	W	24	18
J22 A	at Missouri S&T	W	17	15
J26 H	Pittsburg State	L	17	25
J29 A	at Central Missouri*	W	30	22
F4 A	at Truman State*	W	31	20
F5 H	Truman State*	W	22	13
F6 A	at Southeast Mo.*	L	15	23
F9 H	Southeast Mo. St.*	W	22	13
F19 A	at Northwest Mo.*	L	18	29

F22 A	at Arkansas	L	19	37
F27 H	Central Missouri*	W	36	17
Total Points			404	403

1932-33

9-6 (.600), 4-4 MIAA (t2nd)

Coach Andrew McDonald

D1 A	at Southwest Baptist	W	47	24
J7 H	Missouri S&T	W	38	13
J11 H	Tulsa	W	31	15
J14 H	Central Missouri*	W	29	22
J17 A	at Pittsburg State	L	19	30
J23 H	Northwest Mo. St.*	W	19	14
J28 A	at Truman State*	W	22	21
J30 A	at Southeast Mo.*	L	14	23
F4 H	Southeast Mo. St.*	W	31	18
F6 H	Pittsburg State	W	31	23
F11 H	Truman State*	L	14	21
F13 A	at Missouri S&T	L	27	32
F17 A	at Northwest Mo.*	L	13	26
F18 A	at Kansas City Life	W	26	18
F24 A	at Central Missouri*	L	26	36
Total Points			387	336

1933-34

15-4 (.789), 7-1 MIAA (1st)

Coach Andrew McDonald

H	Arkansas	W	16	13
J4 A	at Arkansas	L	14	21
J8 H	Tulsa	W	27	16
J9 H	Missouri S&T	W	33	15
J13 H	Central Missouri*	W	21	16
A	at Pittsburg State	W	7	6
J19 A	at Truman State*	W	24	21
H	Northwest Mo. St.*	W	14	11
J27 H	Truman State*	W	20	16
J28 H	Southeast Mo. St.*	W	30	22
A	at Southeast Mo.*	W	22	16
F10 A	at Missouri S&T	W	25	14
H	Pittsburg State	L	16	17
H	Northwest Mo. St.*	L	20	28
A	at Central Missouri*	W	24	23
A	at NE Okla. A&M	W	35	19
M2 A	at Tulsa	W	20	19
AAU Tournament				
M16 N	Atchison All-Stars	W	28	20
N	Tulsa Oilers	L	19	41
Total Points			415	354

1934-35

16-3 (.842), 6-2 MIAA (1st)

Coach Andrew McDonald

H	Alumni	W	20	19
H	Northeastern Okla. A&M	W	35	28
Winfield Tournament				
N	Northwestern Okla.	W	28	18
N	Southwestern Coll.	W	28	23
N	Northeastern Okla. A&M	W	34	14
N	College of Emporia	L	23	27
J7 A	at Missouri S&T*	W	18	13
J19 H	Tulsa	W	34	21
J23 H	Missouri S&T*	W	28	13
J28 A	at Truman State*	W	30	20
F1 H	Northwest Mo. St.*	W	18	16
H	Pittsburg State	W	27	26
F5 A	at Pittsburg State	W	21	20
F8 A	at Central Missouri*	L	19	26
A	at Northwest Mo.*	L	24	30
H	Central Missouri*	W	32	26
H	Southeast Mo. St.*	W	14	12

F21 A	at Southeast Mo.*	W	32	23
F23 H	Truman State*	W	23	20
Total Points			488	395

1935-36

9-11 (.450), 3-7 MIAA (4th)

Coach Andrew McDonald

D10 H	Alumni	L	13	24
D13 H	Southwestern Coll.	L	19	25
D16 A	at Central Missouri*	L	31	45
Winfield Tournament				
N	Central Oklahoma	W	23	22
N	Phillips	W	19	17
N	Northwestern Okla.	W	28	22
N	Central Missouri	L	29	42
J9 H	Pittsburg State	W	32	19
J14 A	at Missouri S&T*	W	23	12
J17 H	Central Missouri*	L	16	28
J21 H	Alumni	W	35	24
J24 A	at Southeast Mo.*	L	7	18
J28 A	at Pittsburg State	W	22	19
J31 A	at Northwest Mo.*	L	18	22
F4 H	Southeast Mo. St.*	L	19	24
F7 A	at Truman State*	W	23	19
F13 H	Northwest Mo. St.*	L	16	25
F18 H	Missouri S&T	L	37	38
F22 H	Truman State*	W	21	20
F28 A	at Central Missouri*	L	27	44
Total Points			458	509

1936-37

11-8 (.579), 4-6 MIAA (4th)

Coach Andrew McDonald

H	Alumni	W	25	23
H	Southeastern Okla.	W	29	25
H	Depauw	W	41	24
H	Central Arkansas	W	29	25
J8 H	Truman State*	W	40	20
J11 A	at Pittsburg State	L	21	34
J15 A	at Missouri S&T*	W	43	19
J20 H	Pittsburg State	W	35	25
J22 A	at Northwest Mo.*	L	17	28
J28 H	Central Missouri*	L	29	38
F3 H	Mexico Univ.	W	28	19
F5 A	at Truman State*	W	35	18
F9 H	Southeast Mo. St.*	L	17	20
F12 A	at Southeast Mo.*	L	14	28
F16 A	at Central Ark.	W	44	31
F20 H	Northwest Mo. St.*	L	25	27
F24 H	Missouri S&T*	W	40	29
F26 A	at Central Missouri*	L	28	51
M1 H	Laemmle All Stars	L	38	39
Total Points			578	523

1937-38

11-7 (.611), 7-3 MIAA (2nd)

Coach Andrew McDonald

H	Alumni	L	19	21
H	Southeastern Okla.	W	40	26
H	Westminster Coll.	W	24	21
H	Alumni	W	47	31
H	Pittsburg State	W	22	20
J7 A	at Truman State*	W	35	20
A	at Westminster	W	22	17
H	Central Missouri*	L	28	43
A	at Northwest Mo.*	L	22	25
A	at KC Chiropractic	W	32	30
A	at Pittsburg State	W	28	23
J22 H	Missouri S&T*	W	43	18
H	Northwest Mo. St.*	L	31	39



A	at Southeast Mo.*	L	28	30
F12 A	at Missouri S&T*	L	28	29
H	Southeast Mo. St.*	W	29	25
F18 H	Truman State*	W	41	29
A	at Central Missouri*	L	33	34
Total Points			552	481

1938-39

15-6 (.714), 7-3 MIAA (2nd)

Coach Andrew McDonald

D17 H	Tulsa	W	30	16
D21 H	Baker	W	33	23

Oklahoma City Tournament

D26 N	Panhandle State	W	35	13
D27 N	Oklahoma State	L	15	26
D28 N	Northwestern Okla.	W	27	24
D29 N	Central Oklahoma	W	31	29
D30 N	Phillips	W	28	24

J7 H	Pittsburg State	W	38	28
J13 A	at Truman State*	W	42	33
J14 A	at Culver-Stockton	W	25	12
J19 H	Southeast Mo. St.*	W	40	25
J23 H	Northwest Mo. St.*	W	33	30
J27 H	Missouri S&T*	W	28	22
J30 H	Truman State*	W	37	25
F3 A	at Southeast Mo.*	W	26	21
F4 A	at Missouri S&T*	W	25	22
F10 H	Central Missouri*	L	35	39
F17 A	at Northwest Mo.*	L	36	38
F24 A	at Central Missouri*	L	35	45
M2 H	Pittsburg State	L	38	46

NAIA National Tournament

N	East Texas State	L	45	68
Total Points			682	609

1939-40

12-11 (.552), 3-7 MIAA (5th)

Coach Andrew McDonald

D6 H	Lyon	W	30	26
D19 A	at Tulsa	L	28	31

Tulsa Tournament

D21 N	Southwestern College	L	23	37
D22 N	Oklahoma Baptist	W	33	29
D23 N	Southwestern Okla.	L	28	35

Rockhurst Tournament

N	Bethany College	W	33	16
N	Kansas Wesleyan	W	21	19
N	Northwest Mo. St.	L	25	37
J8 A	at Truman State*	L	14	22
A	at Central Methodist	W	30	24
J13 H	Culver-Stockton	L	21	25
J16 H	Missouri S&T*	W	43	20
J19 A	at Central Missouri*	L	16	20
J22 H	Pittsburg State	L	19	33
J26 H	Truman State*	W	25	24
J29 H	Northwest Mo. St.*	L	25	34
F2 A	at Southeast Mo.*	W	29	24
F9 H	Central Missouri*	L	36	38
F13 A	at Missouri S&T*	W	36	29
F16 H	Southeast Mo. St.*	W	31	30
F20 A	at Pittsburg State	W	35	28
F23 A	at Northwest Mo.*	L	44	53
F28 H	Hastings	W	46	30
Total Points			671	664

1940-41

8-14 (.318), 3-7 MIAA (5th)

Coach Andrew McDonald

D10 H	Northeastern Okla. A&M	W	25	10
D14 H	Louisiana-Lafayette	L	33	36

D20 H	Southwestern	W	41	39
D21 H	Upper Iowa	W	33	24
D23 H	Baker	L	34	38
D26 A	at Texas	L	42	43
D27 A	at New Mex. Mines	L	21	27
D28 A	at Baylor	L	35	54
J6 A	at Tulsa	W	27	24
J8 H	Missouri	W	35	32
J13 A	at Southeast Mo.*	L	13	23
J14 A	at Missouri S&T*	W	41	23
J20 H	Truman State*	L	23	40
J27 H	Pittsburg State	L	33	50
F1 H	Northwest Mo. St.*	W	27	25
F7 H	Missouri S&T*	L	16	31
F11 A	at Central Missouri*	L	23	46
F14 H	Southeast Mo. St.*	W	35	31
F19 A	at Pittsburg State	L	38	51
F24 A	at Truman State*	L	33	43
F28 H	Central Missouri*	L	22	51
M8 A	at Northwest Mo.*	L	30	38
Total Points			660	782

1941-42

13-12 (.520), 7-3 MIAA (t2nd)

Coach Andrew McDonald

H	Alumni	L	34	37
H	Wichita State	W	49	32
H	Bethany College	W	42	34
H	Friends	W	37	33
H	Peru State	W	33	32
D26 A	at SE Okla. St.	L	19	42
D27 A	at Colorado State	W	34	30
D28 A	at Oklahoma City	W	37	19
D29 A	at East Central	L	36	40
D30 A	at Baylor	L	33	37
J6 H	Tulsa	W	37	21
J9 H	Truman State*	L	27	31
J16 H	Central Missouri*	L	31	50
J20 A	at Tulsa	W	30	20
J23 A	at Missouri S&T*	W	51	30
J24 A	at Southeast Mo.*	L	29	34
J28 A	at Pittsburg State	L	47	52
J31 H	Northwest Mo. St.*	W	38	28
F7 A	at Truman State*	L	32	48
F8 A	at Northwest Mo.*	L	32	48
F9 H	Central Methodist	W	44	36
F17 H	Missouri S&T*	W	63	41
H	Southeast Mo. St.*	L	31	41
F24 A	at Central Missouri*	L	36	41
F28 H	Ft. Leonard Wood	W	68	25
Total Points			950	882

1942-43

12-13 (.480) (No MIAA play)

Coach Andrew McDonald

H	O'Reilly Hospital	W	59	25
D11 H	Wichita State	W	48	39
D13 H	East Central	W	44	42
D14 H	East Central	L	44	46
D16 H	Arkansas	L	31	47
A	at Friends	W	52	14
A	at Southwestern	L	21	44
A	at Wichita State	L	39	51
A	at Camp Crowder	L	30	32
D28 A	at Oklahoma State	L	29	33
A	at East Central	L	39	61
A	at West Texas A&M	L	53	55
J9 H	Truman State	W	35	23
H	Central Missouri	W	37	23
A	at Pittsburg State	W	36	31
H	Southeast Mo. St.	L	21	30
J21 A	at Missouri S&T	W	57	22

A	at Southeast Mo.	L	29	32
H	Pittsburg State	L	39	57
H	Northwest Mo. St.	W	34	32
F9 H	Missouri S&T	W	53	31
H	Camp Crowder	W	36	32
A	at Northwest Mo.	L	15	44
A	at Central Missouri	W	40	31
<i>NAIA National Tournament</i>				
N	Murray State	L	44	72
Total Points			965	949

1943-45

No Teams

1945-46

9-4 (.692), (No MIAA play)

Coach Andrew McDonald

H	Central Missouri	L	37	38
D18 A	at Pittsburg State	W	53	31
J11 H	Truman State	W	61	33
J15 A	at Northwest Mo.	W	41	34
J19 A	at Rockhurst	W	39	33
J22 H	Pittsburg State	W	44	36
J26 H	Southeast Mo. St.	W	41	40
F1 A	at Southeast Mo.	L	40	41
F2 A	at Missouri S&T	W	45	34
F8 A	at Truman State	W	51	41
F14 H	Missouri S&T	W	62	42
F18 H	Northwest Mo. St.	L	39	49
F22 A	at Central Missouri	L	30	43
Total Points			583	495

1946-47

18-4 (.818), 8-2 MIAA (2nd)

Coach Andrew McDonald

N23 H	Alumni	W	76	32
D4 H	Rockhurst	W	54	43
D7 N	at Arkansas	L	55	62
D11 H	Northwestern Okla.	W	48	36
D16 H	KC Laundry	W	57	49
D20 H	Centenary	W	53	51
J3 A	at Central Ark.	W	43	31
J4 A	at Central Ark.	L	33	35
J9 H	Pittsburg State	W	40	31
J17 A	at Northwest Mo.*	W	58	35
J18 A	at Truman State*	L	48	57
J22 H	Missouri S&T*	W	45	35
J24 A	at Central Missouri*	W	45	39
J25 A	at Rockhurst	W	45	38
J31 H	Central Missouri*	L	30	33
F3 H	Central Arkansas	W	50	33
F5 H	Central Arkansas	W	48	36
F7 H	Truman State*	W	46	38
F14 A	at Southeast Mo.*	W	47	38
F15 A	at Missouri S&T*	W	45	40
F22 H	Northwest Mo. St.*	W	55	27
M1 H	Southeast Mo. St.*	W	47	46
Total Points			1068	865

1947-48

21-6 (.778), 6-4 MIAA (t2nd)

Coach Andrew McDonald

D1 H	Alumni	W	49	32
D10 H	Northeastern Okla. A&M	W	58	27
D11 N	at Northeastern State	W	73	38
D13 A	at Pittsburg St.	W	56	40
D16 H	East Cent. Okla.	W	65	47
D19 A	at Northeastern State	W	42	31
D20 N	at Northeastern State	W	53	29



D22 N	at East Central.....	W	65	47
D23 A	at Centenary.....	W	52	37
D26 H	Southwestern.....	W	57	39
D27 H	Simpson.....	W	52	32

Emporia Tournament, Emporia, Kan.

D31 A	College of Emporia.....	W	68	33
J1 N	Emporia State.....	L	22	52
J2 N	Miami (Ohio).....	L	46	50

J6 H	Pittsburg State.....	W	43	38
J10 H	Southeast Mo. St.*.....	W	47	46
J13 A	at Washburn.....	W	51	43
J16 H	Northwest Mo. St.*.....	W	33	31
J23 A	at Central Missouri*.....	L	32	33
F1 A	at Truman State*.....	L	39	54
F2 A	at Northwest Mo.*.....	W	31	29
F6 H	Central Missouri*.....	W	44	39
F13 A	at Missouri S&T*.....	W	59	41
F14 A	at Southeast Mo.*.....	L	43	44
F17 H	Centenary.....	W	47	38
F20 H	Truman State*.....	L	42	44
F25 H	Missouri S&T*.....	W	74	51
Total Points.....			1343	1065

1948-49

25-2 (.926), 9-1 MIAA (1st)

Coach Andrew McDonald

N28 H	Alumni.....	W	70	47
D2 H	Baker.....	W	57	24
D3 A	at Powell Sports.....	W	53	37
D9 H	Northeastern Okla. A&M.....	W	48	41
D16 H	Central Oklahoma.....	W	46	40
D17 H	Central Oklahoma.....	W	39	28
D22 H	Simpson.....	W	63	33
D23 N	Wayne St. (at D.C.).....	W	43	40

Washburn Invitational, Topeka, Kan.

D29 N	Millikin.....	W	51	50
D30 A	at Washburn.....	W	54	38
J7 H	Central Missouri*.....	W	50	42
J12 A	at Pittsburg State.....	W	32	27
J17 H	Truman State*.....	W	44	33
J21 A	at Central Missouri*.....	W	43	32
J29 A	at Northwest Mo.*.....	W	57	41
J31 A	at Truman State*.....	W	51	36
F8 H	Missouri S&T*.....	W	57	35
F10 H	Pittsburg State.....	W	43	41
F12 H	Powell Sports.....	W	59	36
F18 H	Northwest Mo. St.*.....	W	45	31
F19 H	Southeast Mo. St.*.....	W	65	42
F25 A	at Southeast Mo. St.*.....	L	38	42
F26 A	at Missouri S&T*.....	W	70	66

NAIA District 16 Playoff, campus sites

M1 H	Missouri Valley.....	W	61	48
M2 A	at Missouri Valley.....	W	51	49

NAIA National Tournament, Kansas City, Mo.

M8 N	Portland.....	W	59	46
M9 N	Beloit.....	L	47	66
Total Points.....			1396	1091

1949-50

19-5 (.792), 8-2 MIAA (1st)

Coach Andrew McDonald

N29 H	Northeastern Okla. A&M.....	W	59	38
D1 H	Guatemala All-Stars.....	W	89	34
D3 A	at Baker.....	W	53	51
D10 N	at Northeastern State.....	W	48	26
D12 H	Emporia State.....	W	48	42
D19 H	Missouri Valley.....	W	69	56
D21 H	Florida State.....	W	79	34
D28 H	Peru State.....	W	66	42

J3 A	at Pittsburg State.....	W	51	38
J10 H	Missouri S&T*.....	W	64	33
J14 A	at Northwest Mo.*.....	L	30	40
J16 A	at Truman State*.....	W	39	37
J23 A	at Emporia State.....	L	46	50
J27 H	Central Missouri*.....	W	53	45
J30 H	Pittsburg State.....	W	43	29
F3 A	at Southeast Mo. St.*.....	W	44	35
F4 A	at Missouri S&T*.....	W	66	46
F11 H	Northwest Mo. St.*.....	W	35	31
F14 A	at Central Missouri*.....	L	36	38
F17 H	Southeast Mo. St.*.....	W	57	30
F20 H	Truman State*.....	W	57	31
F24 A	at Ottawa.....	W	58	34

NAIA District 16 Playoff, campus sites

M6 A	at Central Methodist.....	L	37	58
M8 H	Central Methodist.....	L	38	39
Total Points.....			1265	946



Bob
Vanatta
1950-53
3 seasons
73-12 (.859)

1950-51

22-3 (.880), 7-3 MIAA (2nd)

Coach Bob Vanatta

N28 H	Arkansas State.....	W	90	36
D2 H	Northeastern Okla. A&M.....	W	66	47
D5 H	Pittsburg State.....	W	80	69
D9 A	at Northeastern State.....	W	58	38
D12 H	New Mexico State.....	W	64	54
D16 H	Eastern New Mexico.....	W	58	45
D21 A	at East Texas State.....	W	67	54
D22 A	at Nebraska Wesleyan.....	W	74	49

Sunshine Tournament, Portales, N.M.

D28 N	Northern Arizona.....	W	77	57
D29 N	Abilene Christian.....	W	75	63
D30 N	Central Oklahoma.....	W	77	57

J4 H	Oakland City.....	W	77	57
J8 H	Truman State*.....	W	66	59
J13 A	at Central Missouri*.....	L	46	52
J20 A	at Northwest Mo.*.....	W	62	46
J22 A	at Truman State*.....	W	57	48
J27 H	Missouri Valley.....	W	68	57
J30 H	Central Missouri*.....	L	58	59
F3 H	Missouri S&T*.....	W	85	55
F5 A	at Pittsburg State.....	W	69	65
F9 H	Northwest Mo. St.*.....	W	71	49
F16 A	at Southeast Mo.*.....	L	67	72
F17 A	at Missouri S&T*.....	W	91	77
F24 H	William Jewell.....	W	69	56
M1 H	Southeast Mo. St.*.....	W	81	61
Total Points.....			1753	1382



1951-52 NAIA National Champion (27-5)

1951-52

27-5 (.844), 10-0 MIAA (1st)

Coach Bob Vanatta

D1 A	at Pepperdine.....	W	62	60
D4 A	at San Diego Marines.....	W	63	59
D6 A	at San Diego State.....	W	76	61
D6 A	at Cal Poly-SLO.....	L	74	78

NAIA Pre-Christmas Tournament, Kansas City

D13 N	Kearney State.....	W	82	50
D14 N	Hamline.....	L	71	88
D15 N	Regis.....	L	80	85
D17 H	Centenary.....	W	84	62

Heart of the Ozarks Tourney, Springfield

D19 H	Missouri Valley.....	W	80	56
D20 H	Benedictine.....	W	57	51
D21 H	Phillips.....	W	72	52

J1 H	Austin College.....	W	77	57
J5 A	at Central Missouri*.....	W	60	56
J12 A	at Northwest Mo.*.....	W	61	54
J14 A	at Truman State*.....	W	37	27
J23 H	Cent. Missouri St.*.....	W	65	56
J30 H	Missouri S&T*.....	W	95	44
F2 H	Northwest Mo. St.*.....	W	84	48
F9 A	at Missouri S&T*.....	W	85	67
F11 A	at Southeast Mo.*.....	W	76	51
F16 H	Southeast Mo. St.*.....	W	87	60
F23 H	Truman State*.....	W	58	46
F27 H	Northeastern Okla. A&M.....	W	69	40

NAIA District 16 Playoff, campus sites

A	at Cent. Methodist.....	L	50	53
H	Central Methodist.....	W	66	41
H	Central Methodist.....	W	61	51

NAIA National Tournament, Kansas City, Mo.

N	Chadron State.....	W	87	66
N	Indiana State.....	W	82	64
N	Morningside.....	W	87	74
N	Texas State.....	W	70	67
N	Murray State.....	W	73	64

Olympic Playoff Game, Kansas City

M29 N	Kansas.....	L	65	92
Total Points.....			2296	1880



1952-53 NAIA National Champion (24-4)

1952-53

24-4 (.857), 8-2 MIAA (1st)

Coach Bob Vanatta

D1 A	at Alabama State.....	W	96	62
D4 A	at Spring Hill.....	W	68	65
D6 A	at Southern Miss.....	L	62	67
D11 H	Ft. Leonard Wood.....	W	72	66
D15 H	LaSalle.....	L	70	77
D16 H	Kearney State.....	W	86	54

NAIA Pre-Christmas Tournament, Kansas City, Mo.

D18 A	Morningside.....	W	84	69
D19 A	Washburn.....	W	66	55
D20 A	Portland.....	W	79	69
D23 H	Portland.....	W	78	72




J3	H	Bethel	W	79	51
J10	A	at Northwest Mo.*	W	64	54
J12	A	at Truman State*	W	78	66
J17	H	Northwest Mo. St.*	W	78	53
J23	H	Central Missouri*	W	71	57
J31	A	at Southeast Mo. St.*	L	60	62
F7	H	Southeast Mo. St.*	W	86	54
F10	A	at Missouri S&T*	W	106	67
F16	H	Northwest Mo. St.*	W	81	63
F21	A	at Central Missouri*	L	86	87
F24	H	Missouri S&T*	W	85	50

NAIA District 16 Playoff, campus sites

M2	A	at Missouri Valley	W	84	78
M4	H	Missouri Valley	W	103	69

NAIA National Tournament, Kansas City, Mo.

M10	N	Gonzaga	W	95	74
M11	N	Stetson	W	98	71
M12	N	Nebraska Wesleyan	W	78	74
M13	N	Indiana State	W	84	78
M14	N	Hamline	W	79	71
Total Points				2256	1835



Edwin Matthews
1953-64
11 seasons
164-91 (.643)



1953-54 NAIA National Third Place (22-7)

1953-54

22-7 (.759), 8-2 MIAA (1st)

Coach Edwin Matthews

D5	H	Ft. Leonard Wood	W	65	61
D7	H	Texas-El Paso	W	62	52
D8	H	Texas-El Paso	W	72	49
D11	H	Tennessee State	W	63	59
D15	H	Creighton	W	74	59

NAIA Pre-Christmas Tournament, Kansas City, Mo.

D17	N	Nebraska Wesleyan	W	86	50
D18	N	Hamline	W	67	52
D19	N	East Texas State	L	43	59

D28	N	at West Texas A&M	L	58	68
D29	N	at Hamline	L	48	50
J5	H	Lincoln	W	85	68
J8	H	Northwest Mo. St.*	W	71	56
J11	H	Truman State*	L	65	71
J15	A	at Central Missouri*	W	63	58
J23	A	at Northwest Mo.*	W	81	69
J25	A	at Truman State*	W	74	73
F6	A	at Southeast Mo.*	L	52	63
F13	H	Southeast Mo. St.*	W	68	56
F16	H	Missouri S&T*	W	93	56
F20	H	Central Missouri*	W	71	53
F25	A	at Missouri S&T*	W	103	70

NAIA District 16 Playoff, campus sites

M2	H	Central Methodist	W	93	78
M4	A	at Central Methodist	L	66	76

M5	A	at Central Methodist	W	84	61
----	---	----------------------	---	----	----

NAIA National Tournament, Kansas City, Mo.

M8	N	East Tennessee	W	77	72
M10	N	Gustavus Adolphus	W	66	57
M11	N	East Texas State	W	65	59
M12	N	Western Illinois	L	75	78
M13	N	Arkansas Tech	W	75	61
Total Points				2065	1794

1954-55

11-9 (.550), 5-5 MIAA (t3rd)

Coach Edwin Matthews

D1	H	Creighton	W	80	61
D4	H	Southeastern La.	W	67	66
D6	H	Hardin-Simmons	W	60	56
D8	H	Southern Miss.	W	96	68
D14	H	Arkansas Tech	L	69	70

NAIA December Tournament, Kansas City, Mo.

D16	N	Tennessee State	L	57	77
D17	N	Benedictine	W	78	65

J1	A	at East Tenn. St.	L	55	60
J4	H	Hamline	W	70	57
J8	H	Southeast Mo. St.*	L	59	66
J11	H	Northwest Mo. St.*	W	84	66
J13	H	Central Missouri*	W	71	59
J15	H	East Texas State	L	57	60
J22	A	at Northwest Mo.*	W	76	63
J24	A	at Truman State*	L	73	87
J29	A	at Southeast Mo.*	L	49	56
F5	A	at Missouri S&T*	W	73	71
F14	H	Truman State*	L	73	78
F16	A	at Central Missouri*	L	50	53
F22	H	Missouri S&T*	W	86	63
Total Points				1383	1302

1955-56

15-6 (.714), 6-4 MIAA (t3rd)

Coach Edwin Matthews

D1	H	Ft. Leonard Wood	W	75	67
D5	H	Pepperdine	W	78	74
D8	H	Central Oklahoma	W	83	80
D10	H	Wichita State	L	57	74
D14	H	Wayland Baptist	W	73	68
D17	A	at Arkansas Tech	W	75	70

Ottawa Tournament, Ottawa, Kan.

D27	N	Oklahoma Baptist	W	62	56
D28	N	Washburn	W	88	82
D29	N	Pittsburg State	L	51	52

J4	H	East Texas State	W	69	60
J10	A	at Central Missouri*	L	64	69
J13	H	Arkansas Tech	W	66	62
J16	H	Truman State*	W	53	52
J21	A	at Northwest Mo.*	L	53	56
J23	A	at Truman State*	L	68	76
J28	A	at Southeast Mo.*	L	53	63
F4	H	Southeast Mo. St.*	W	49	39
F7	H	Missouri S&T*	W	77	64
F11	H	Northwest Mo. St.*	W	92	69
F17	H	Central Missouri*	W	61	56
F21	A	at Missouri S&T*	W	88	59
Total Points				1435	1348

1956-57

12-8 (.600), 7-3 MIAA (3rd)

Coach Edwin Matthews

D1	A	at Wichita State	L	63	69
D4	H	Baptist Bible	W	89	39
D4	H	Central Arkansas	W	63	62
D10	H	Texas Southern	L	74	90

D14	H	Central Oklahoma	W	77	69
D19	H	William Jewell	L	81	85

Terre Haute Invitational, Terre Haute, Ind.

D26	N	Quantico Marines	L	73	86
D28	N	New Haven	W	72	51

J4	A	at Arkansas Tech	L	62	71
J7	H	Missouri S&T*	W	74	67
J12	A	at Northwest Mo.*	W	57	48
J14	A	at Truman State*	L	57	77
J22	H	Central Missouri*	L	51	53
J26	H	Southeast Mo. St.*	W	79	59
J29	H	Arkansas Tech	W	84	70
F1	H	Northeastern Okla. A&M	W	100	60
F4	H	Truman State*	W	65	60
F9	A	at Southeast Mo.*	W	69	66
F15	A	at Central Missouri*	L	61	66
F19	A	at Missouri S&T*	W	78	58
F23	H	Northwest Mo. St.*	W	86	70
Total Points				1515	1376

1957-58

22-2 (.917), 9-1 MIAA (1st)

Coach Edwin Matthews

D2	H	Missouri Valley	W	95	43
D3	H	Emporia State	W	75	74
D9	H	Central Arkansas	W	89	52
D14	H	Washburn	W	59	49
D17	H	Lyon	W	92	44
D18	H	Central Oklahoma	W	66	57
D19	H	Southern Illinois	W	80	59

Ottawa Tournament, Ottawa, Kan.

D26	N	Oklahoma Baptist	W	62	54
D27	N	William Jewell	W	79	55
D28	A	at Ottawa	W	53	51

J6	H	Northwest Mo. St.*	W	94	60
J10	A	at Central Missouri*	W	54	41
J15	H	Missouri S&T*	W	87	50
J18	A	at Southeast Mo. St.*	W	83	58
J21	A	at Washburn	W	90	74
J27	H	Truman State*	W	77	56
J31	H	Central Missouri*	W	68	56
F8	A	at Northwest Mo.*	W	75	54
F14	H	Southeast Mo. St.*	W	69	57
F19	A	at Missouri S&T*	W	96	70
F22	A	at Truman State*	L	74	87

NCAA Division II Regional, Springfield

M7	H	Centenary	W	74	69
M8	H	Regis	W	73	65

NCAA Division II National Tournament, Evansville, Ind.

M12	N	South Dakota	L	58	63
Total Points				1822	1398



1958-59 NCAA Division II Runners-up (22-2)



1958-59

23-3 (.885), 8-2 MIAA (1st)

Coach Edwin Matthews

H Arkansas Tech.....	W	84	56
D11 H Missouri Valley.....	W	64	25
D13 A at Washburn.....	W	77	58
D16 H Panhandle St.....	W	82	47
D17 H Central Oklahoma.....	W	70	64
D29 A at Washburn.....	W	67	59
D30 A at William Jewell.....	W	69	65
D31 A at Ottawa.....	W	85	69
A at Northwest Mo.*.....	W	67	59
J10 H Truman State*.....	W	69	64
J12 H Regis.....	W	78	68
J14 H Missouri S&T*.....	W	85	57
J17 A at Southeast Mo.*.....	L	69	77
J23 H Northwest Mo. St.*.....	W	87	55
J30 H Texas Southern.....	W	71	64
F4 A at Missouri S&T*.....	W	89	51
H Central Missouri*.....	W	71	59
F14 A at Truman State*.....	L	78	85
F16 H St. Michael's.....	W	82	63
H Southeast Mo. St.*.....	W	49	48
A at Central Missouri*.....	W	73	62

NCAA Division II Regional, Springfield

H Abilene Christian.....	W	87	67
H Centenary.....	W	75	62

NCAA Division II National Tournament, Evansville, Ind.

M11 N Hope College.....	W	76	74
M12 N Cal State Los Angeles.....	W	72	59
M13 A at Evansville.....	L	67	83
Total Points.....		1943	1600

1959-60

14-9 (.609), 7-3 MIAA (2nd)

Coach Edwin Matthews

D1 H Tulsa.....	W	79	66
D4 A at Washington Univ.....	L	62	75
D5 A at Wheaton.....	L	60	90
D10 A at Arkansas State.....	L	54	55
D12 H Washburn.....	W	88	70
D16 H Oklahoma Baptist.....	W	62	54
D18 H Missouri Valley.....	W	79	74
D19 A at Regis.....	L	79	83

MIAA Tournament, Kirksville, Mo.

D28 N Eastern Illinois.....	W	90	58
D29 N Northwest Mo. St.....	W	66	61
D30 N Southeast Mo. St.....	L	58	67
J6 A at Missouri S&T*.....	W	103	75
J11 A at Southeast Mo.*.....	L	58	67
J15 A at Truman State*.....	L	61	64
J18 H Southeast Mo. St.*.....	W	60	59
J23 A at Northwest Mo.*.....	W	58	57
J26 H Central Missouri*.....	W	76	48
F3 H Southeastern Okla.....	W	65	45
F6 H Northwest Mo. St.*.....	W	79	58
F13 H Missouri S&T*.....	W	74	52
F16 H at Central Missouri*.....	W	69	57
F20 H Truman State*.....	L	73	85
F22 H Arkansas State.....	L	65	69
Total Points.....		1682	1550

1960-61

10-13 (.435), 5-5, MIAA (t2nd)

Coach Edwin Matthews

D1 H Central Oklahoma.....	L	77	78
D3 H Wayland Baptist.....	W	78	53
D7 H Missouri Valley.....	W	70	55
D10 H Washington U.....	W	82	58
D14 H Prairie View A&M.....	L	75	82

D15 A at Washburn.....	L	62	70
D17 A at South Dakota St.....	L	61	85
D19 A at South Dakota.....	L	65	79

MIAA Tournament, Warrensburg, Mo.

D28 N Central Arkansas.....	L	64	71
D29 A Central Missouri.....	L	63	72
D30 N Northeastern (Okla.) St.....	L	66	76
J7 H Northwest Mo. St.*.....	W	70	64
J14 A at Truman State*.....	W	76	75
J16 A at Northwest Mo.*.....	L	66	76
J21 H Central Missouri*.....	L	60	63
J24 H Arkansas State.....	W	93	80
J28 H Southeast Mo. St.*.....	L	81	82
J30 A at Arkansas State.....	L	62	65
F6 H Truman State*.....	W	65	62
F11 A at Missouri S&T*.....	W	93	66
F13 A at Southeast Mo.*.....	L	60	75
F20 H Missouri S&T*.....	W	91	83
F25 A at Central Missouri*.....	L	70	75
Total Points.....		1650	1645

1961-62

15-8 (.652), 8-2 MIAA (2nd)

Coach Edwin Matthews

D1 H South Dakota State.....	W	80	57
D4 H Prairie View A&M.....	L	63	67
D7 H Missouri Valley.....	W	73	61
D9 H Washburn.....	W	73	54
D12 H Central Oklahoma.....	W	73	70
D14 A at Benedictine.....	L	64	82
D16 A at Los Angeles St.....	L	86	99
D18 A at Pepperdine.....	L	63	68
D19 A at West Texas St.....	W	79	63

MIAA Tournament, Cape Girardeau, Mo.

D27 N Southern Illinois.....	L	58	71
D28 N Northwest Mo. St.....	W	88	62
D29 N Truman State.....	L	72	77
J3 A at Washington Univ.....	W	91	75
J8 H Missouri S&T*.....	W	93	79
J15 H Truman State*.....	W	99	96
J20 A at Southeast Mo.*.....	L	67	91
J22 A at Missouri S&T*.....	W	74	60
J29 H Southeast Mo. St.*.....	W	64	56
F3 A at Central Missouri*.....	L	55	56
F10 H Northwest Mo. St.*.....	W	65	42
F17 A at Truman State*.....	W	65	59
F19 A at Northwest Mo.*.....	W	62	60
F24 H Central Missouri*.....	W	69	65
Total Points.....		1676	1570

1962-63

8-15 (.348), 2-8 MIAA (5th)

Coach Edwin Matthews

N30 H Ark.-Pine Bluff.....	W	88	80
D3 H Central Oklahoma.....	L	75	76
D4 H Benedictine.....	W	57	56
D8 H Emporia State.....	L	75	79
D15 H Prairie View A&M.....	L	59	73
D17 A at Washburn.....	W	63	45
D20 A at Wayland Baptist.....	W	84	71
D22 A at New Mexico.....	L	50	78

MIAA Holiday Tournament, Maryville, Mo.

D27 N William Jewell.....	W	71	56
D28 N Southeast Mo. St.....	L	64	71
D29 N Central Missouri.....	L	79	82
J5 A at Northwest Mo.*.....	L	51	76
J7 A at Truman State*.....	L	49	72
J12 A at Central Missouri*.....	L	63	91

J17 H Ft. Leonard Wood.....	W	81	74
J21 H Northwest Mo. St.*.....	L	72	79
J26 H Missouri S&T*.....	W	92	54
F2 A at Southeast Mo.*.....	L	70	74
F4 A at Missouri S&T*.....	W	102	91
F9 H Truman State*.....	L	63	80
F12 H Washington Univ.....	L	62	72
F16 H Southeast Mo. St.*.....	L	73	74
F23 H Central Missouri*.....	L	72	73
Total Points.....		1615	1677

1963-64

12-11 (.522), 6-4 MIAA (t3rd)


Coach Edwin Matthews

N30 H Lyon.....	L	63	65
D3 H William Jewell.....	W	90	71
D7 H Washburn.....	L	75	82
D14 H Wayland Baptist.....	W	69	55
D16 H Prairie View A&M.....	W	95	72

MIAA Holiday Tournament, Springfield

D19 H Arkansas Tech.....	W	80	70
D20 H Truman State.....	W	78	74
D21 H Southern Illinois.....	L	68	74

J4 H Northwest Mo. St.*.....	W	92	73
J7 H Northeastern Okla. A&M ...	W	76	73
J11 A at Truman State*.....	L	70	86
J13 A at Northwest Mo.*.....	L	90	94
J18 H Central Missouri*.....	L	52	68
J25 H Southeast Mo. St.*.....	W	83	76
J28 A at Texas-El Paso.....	L	48	93
J30 A at Emporia State.....	L	65	85
F3 H Truman State*.....	W	68	65
F8 A at Missouri S&T*.....	W	113	80
F10 A at Southeast Mo. St.*.....	L	70	77
F11 A at Southern Illinois.....	L	65	99
F17 H Missouri S&T*.....	W	87	63
F21 H Southern Illinois.....	L	64	87
F25 A at Central Missouri*.....	W	81	77
Total Points.....		1742	1759



Bill
Thomas
1964-80
16 seasons
265-158 (.626)

1964-65

15-8 (.652), 6-4 MIAA (t2nd)

Coach Bill Thomas

D1 A at Loyola (Ill.).....	L	83	87
D5 H Southern Illinois.....	W	86	80
D7 H Okla. Christian.....	W	92	62
D12 H Emporia State.....	W	77	63
D14 A at Washburn.....	L	76	79
D17 H Pittsburg State.....	W	98	68
D19 H Panhandle State.....	W	78	64

MIAA Holiday Tournament, Rolla, Mo.

D21 A at Missouri S&T.....	W	103	83
D22 N Lincoln.....	W	100	84
D23 N Central Missouri.....	L	70	73
J4 H Missouri S&T*.....	W	89	72
J7 A at Rockhurst.....	W	79	73
J11 H Truman State*.....	L	65	71



J16 A	at Southeast Mo. St.*	L	80	88
J25 H	Southeast Mo. St.*	W	68	64
J30 A	at Central Missouri*	W	78	63
F2 A	at Northeast Oklahoma.....	L	64	68
F6 H	Northwest Mo. St.*	W	75	68
F9 H	Lincoln.....	W	94	82
F13 A	at Truman State*	L	71	80
F15 A	at Northwest Mo.*	W	88	67
F20 H	Central Missouri*	L	72	73
F23 A	at Missouri S&T*	W	78	70
Total Points			1864	1684

1965-66

19-6 (.760), 10-0 MIAA (1st)

Coach Bill Thomas

D1 H	Rockhurst.....	W	83	67
D4 A	at Emporia State.....	W	70	60
D7 A	at Pittsburg State.....	L	71	82
D11 A	at Southeast Mo.*	W	72	65
D13 A	at Missouri S&T*	W	89	81
D17 H	Central Oklahoma.....	W	84	59
D18 H	Washburn.....	W	89	72


Top of the Nation Tournament, Alamosa, Colo.

D27 N	Grand Canyon.....	W	108	87
D28 N	Southern Utah.....	W	83	76
D29 A	at Adams State.....	W	95	76

J3 H	Oklahoma Christian.....	W	100	51
J8 A	at Central Missouri*	W	61	60
J13 A	at Youngstown St.....	L	70	83
J14 A	at Gannon.....	L	63	78
J15 A	at Steubenville.....	L	62	73
J29 H	Central Missouri*	W	66	65
F2 A	at Southern Illinois.....	L	67	71
F5 H	Northwest Mo. St.*	W	93	72
F7 H	Truman State*	W	88	68
F12 A	at Northwest Mo.*	W	69	63
F14 A	at Truman State*	W	73	67
F19 H	Southeast Mo. St.*	W	91	77
F21 H	Missouri S&T*	W	88	82

NCAA Division II Regional

-- N	Arkansas State.....	W	72	71
-- N	Abilene Christian.....	L	58	63
Total Points			1965	1769



1966-67 NCAA Division II Runners-up (23-5)

1966-67

23-5 (.821), 10-0 MIAA (1st)

Coach Bill Thomas

D1 H	Emporia State.....	W	84	71
D3 A	at Rockhurst.....	W	85	74
D5 A	at Washburn.....	L	77	79
D10 A	at Missouri S&T*	W	76	72
D12 A	at Southeast Mo.*	W	78	69
D17 H	San Diego State.....	W	73	63
D19 H	Jackson State.....	W	83	78

Cal State Chico Tournament, Chico, Calif.

D28 N	Lewis & Clark.....	W	91	76
-------	--------------------	---	----	----

D29 N	Sacramento State.....	W	90	82
D30 N	Central Washington.....	W	75	74
J3 A	at Central Okla.....	L	70	92
J5 H	Prairie View A&M.....	W	88	66
J7 H	Central Missouri*	W	76	55
J14 H	Southern Illinois.....	L	49	50
J28 A	at Central Missouri*	W	59	51
J31 H	Pittsburg State.....	W	82	64
F4 H	Truman State*	W	89	59
F6 H	Northwest Mo. St.*	W	116	71
F11 A	at Truman State*	W	71	53
F13 A	at Northwest Mo.*	W	94	46
F18 H	Missouri S&T*	W	73	53
F20 H	Southeast Mo. St.*	W	85	69
M1 A	at Southern Illinois.....	L	66	93

NCAA Division II Regional, Springfield

M10 H	Ark-Pine Bluff.....	W	83	80
M11 H	Lincoln.....	W	87	77

NCAA Division II National Tournament, Evansville, Ind.

M15 N	Valparaiso.....	W	86	72
M16 N	Illinois State.....	W	93	76
M17 N	Winston-Salem.....	L	74	77
Total Points			2253	1942

1967-68

19-6 (.760), 9-1 MIAA (1st)

Coach Bill Thomas

D1 A	at Pepperdine.....	L	69	70
D2 A	at San Diego State.....	L	67	70
D9 H	Arkansas State.....	W	72	53
D12 H	Rockhurst.....	W	63	48
D16 A	at Northwest Mo.*	W	79	70
D18 A	at Truman State*	W	72	62
D21 H	Trinity.....	W	93	81
J2 A	at Arkansas State.....	W	71	66
J4 H	Southeast Mo. St.*	W	82	44
J6 H	Missouri S&T*	W	89	65
J13 A	at Central Missouri*	W	78	77
J24 H	Emporia State.....	W	84	61
J27 H	Central Missouri*	W	88	58
J31 A	at Southern Illinois.....	W	67	62
F3 H	Northwest Mo. St.*	W	82	60
F5 H	Truman State*	W	85	66
F7 A	at Pittsburg State.....	W	79	63
F10 H	Southern Illinois.....	L	70	75
F17 A	at Southeast Mo.*	L	73	74
F19 A	at Missouri S&T*	W	64	62
F21 H	Prairie View A&M.....	W	100	69
F24 A	at Illinois State.....	L	76	77
M1 A	at Emporia State.....	W	63	53

NCAA Division II Regional, Springfield

M8 H	Southern Colorado.....	W	69	68
M9 H	Evansville.....	L	73	79
Total Points			1908	1633



1968-69 NCAA Division II Runners-up (24-5)

1968-69

24-5 (.828), 8-2 MIAA (1st)

Coach Bill Thomas

N30 A	at Emporia State.....	W	73	57
D2 A	at Rockhurst.....	W	82	66
D7 A	at Indiana State.....	L	90	93
D10 H	Emporia State.....	W	75	74
D14 A	at Truman State*	L	66	69
D16 A	at Northwest Mo.*	W	95	62
D22 H	Prairie View A&M.....	W	109	78
D23 A	at Oklahoma.....	L	57	65
J2 H	Arkansas State.....	W	92	62
J4 H	Missouri S&T*	W	92	46
J6 H	Southeast Mo. St.*	W	107	66
J8 A	at Evansville.....	W	101	74
J11 H	Central Missouri*	W	85	71
J20 A	at Arkansas State.....	W	90	67
J25 A	at Central Missouri*	L	82	83
J27 H	Illinois State.....	W	90	68
J30 H	Southern Illinois.....	W	56	55
F1 H	Truman State*	W	92	64
F3 H	Northwest Mo. St.*	W	90	72
F8 A	at Southern Illinois.....	W	58	52
F15 A	at Missouri S&T*	W	92	49
F17 A	at Southeast Mo.*	W	77	63
F27 H	Pittsburg State.....	W	87	52
M1 H	Indiana State.....	W	86	71

NCAA Division II Regional, Springfield

M7 H	St. Olaf College.....	W	75	47
M8 H	South Dakota St.....	W	87	74

NCAA Division II National Tournament, Evansville, Ind.

M12 N	Montclair State.....	W	92	76
M13 N	Ashland College.....	W	58	48
M14 N	Kentucky Wesleyan.....	L	71	75
Total Points			2407	1899

1969-70

17-11 (.607), 8-2 MIAA (1st)

Coach Bill Thomas

D1 H	Rockhurst.....	W	71	70
D3 H	Emporia State.....	W	83	61
D6 A	at Trinity.....	L	75	105
D8 A	at Texas-Arlington.....	L	71	85
D12 H	at Eastern New Mexico.....	L	59	71
D13 H	Southeast Mo. St.*	W	80	63
D15 A	at Missouri S&T*	W	79	65
D18 A	at Arkansas State.....	W	80	74

Cal State Chico Tournament, Chico, Calif.

D27 N	Humboldt State.....	W	86	65
D29 N	Whittier.....	L	54	59
D30 A	at Cal State Chico.....	L	61	68

J3 H	Northwest Mo. St.*	W	77	57
J5 H	Arkansas State.....	W	88	72
J7 H	Evansville.....	W	92	73
J10 H	Truman State*	W	70	63
J24 H	Central Missouri*	L	65	82
J31 A	at Southeast Mo.*	W	84	73
F2 H	Missouri S&T*	W	100	66
F4 A	at Indiana State.....	L	79	85
F7 A	at Southern Illinois.....	L	82	93
F10 H	Texas-Arlington.....	W	96	75
F14 A	at Central Missouri*	W	89	74
F17 A	at Illinois State.....	L	96	97
F21 A	at Northwest Mo.*	L	57	76
F23 A	at Truman State*	W	77	63
F28 H	Indiana State.....	W	64	63



NCAA Division II Regional

3/6 A at South Dakota State.....	L	71	82
3/7 N Cornell College.....	W	76	65
Total Points		2162	2045

1970-71

9-16 (.360), 4-8 MIAA (6th)

Coach Bill Thomas

D1 A at Emporia State.....	L	57	58
D2 A at Rockhurst.....	L	63	69
D5 H Indiana State.....	L	59	77
D12 A at Truman State*.....	L	66	78
D14 A at Northwest Mo.*.....	L	57	75
D16 H Arkansas State.....	L	56	74
D19 H Bellarmine College.....	W	64	63
J2 H Cal State-Hayward.....	W	84	76

Hatter Classic, DeLand, Fla.

J4 N Wis.-Green Bay.....	L	56	105
J5 N Brandeis.....	W	97	76

J11 A at Lincoln*.....	W	98	77
J16 A at Central Missouri*.....	L	72	74
J18 H Houston Baptist.....	W	72	63
J27 A at Evansville.....	L	72	102
J30 H Central Missouri*.....	L	58	81
F3 A at Arkansas State.....	L	62	89
F6 H Missouri S&T*.....	L	66	70
F8 H Southeast Mo. St.*.....	W	85	81
F13 H Truman State*.....	L	67	75
F15 H Northwest Mo. St.*.....	L	68	72
F20 A at Missouri S&T*.....	W	81	79
F22 A at Southeast Mo.*.....	L	76	89
F25 H Lincoln*.....	W	102	84
M1 H Trinity.....	W	78	75
M6 H Illinois State.....	L	88	89
Total Points		1804	1951

1971-72

12-12 (.500), 8-4 MIAA (2nd)

Coach Bill Thomas

D1 H Emporia State.....	W	85	74
D2 H Rockhurst.....	W	107	82
D4 A at Indiana State.....	L	67	80
D6 A at Illinois State.....	L	70	99
D11 A at Northwest Mo.*.....	L	59	61
D13 A at Truman State*.....	W	93	83
D18 A at Trinity.....	L	87	101
D20 A at Texas-Arlington.....	L	76	84
J8 H Lincoln* (later forfeited by LU).....	L	64	84
J15 H Central Missouri*.....	W	74	70
J26 H Evansville.....	L	70	91
J29 A at Central Missouri*.....	W	76	67
J31 H Eastern Illinois.....	L	64	87
F5 A at Missouri S&T*.....	L	69	70
F7 A at Southeast Mo.*.....	L	78	79
F9 H Kentucky Wesleyan.....	W	81	60
F12 H Truman State*.....	W	76	69
F16 A at Eastern Illinois.....	W	93	88
F19 H Missouri S&T*.....	W	77	58
F21 H Southeast Mo. St.*.....	W	96	78
F26 A at Lincoln*.....	L	85	91
F28 A at Ky. Wesleyan.....	L	85	97
M1 H Texas-Arlington.....	L	76	83
M4 H Northwest Mo. St.*.....	W	80	65
Total Points		1888	1901

1972-73

20-8 (.714), 9-3 MIAA (1st)

Coach Bill Thomas

D2 H Evansville.....	W	57	53	3288
D5 A at Rockhurst.....	W	95	83	1800
D9 H Athletes in Action.....	W	83	77	2651
D14 H Cal-Bakersfield.....	W	80	71	2696
D16 H Illinois State.....	W	71	68	3288

MIAA Tournament, Springfield


J4 H Southeast Mo. St.....	W	66	62	2595
J5 H Missouri S&T.....	W	82	61	2625
J6 H Lincoln.....	W	69	64	3245

J8 A at Saint Leo.....	L	66	70	ot	500
J10 A at Rollins.....	L	68	77		750
J13 A at Central Missouri*.....	L	60	67		2800
J15 A at Lincoln*.....	L	64	66		1900
J18 H Indiana State.....	L	72	73	ot	2674
J20 H Southeast Mo. St.*.....	W	75	58		2916
J22 H Missouri S&T*.....	W	71	59		2880
J27 A at Truman State*.....	W	78	66		2000
J29 A at Northwest Mo.*.....	W	65	53		800
F3 H Lincoln.....	W	63	54		3238
F7 A at Ky. Wesleyan.....	L	71	96		4000
F10 H Central Missouri*.....	W	69	64		3202
F12 A at Kansas State.....	W	71	69		1200
F17 H Northwest Mo. St.*.....	W	73	61		3133
F19 H Truman State*.....	W	85	71		2882
F24 A at Southeast Mo. St.*.....	W	72	64		2000
F26 A at Missouri S&T*.....	L	73	82		4500
M1 H Kentucky Wesleyan.....	W	79	65		3198

NCAA Division II Regional, Springfield

M9 H South Dakota St.....	L	74	85	3288
M10 H Southern Colorado.....	W	76	62	3271

Total Points 2028 1901



1973-74 NCAA Division II Runners-up (21-9)

1973-74

21-9 (.700), 9-3 MIAA (1st)

Coach Bill Thomas

D1 A at Butler.....	L	58	59	6525
D3 A at Indiana State.....	L	70	85	4500
D5 H Rockhurst.....	W	92	81	2804
D8 H Missouri Southern.....	W	83	67	3240
D12 H Cal State-Sonoma.....	W	95	84	2902
D15 A at Evansville.....	L	66	88	4324

MIAA Tournament, Springfield

J3 H Truman State.....	W	83	67	2474
J4 H Missouri S&T.....	W	89	65	2570
J5 H Lincoln.....	W	80	75	3258

J12 H Central Missouri*.....	W	92	90	2794
J14 H Lincoln*.....	W	89	80	ot 3260
J19 A at Southeast Mo.*.....	W	70	69	2000
J21 A at Missouri S&T*.....	L	78	79	2500
J26 H Truman State*.....	W	96	75	3215
J28 H Northwest Mo. St.*.....	W	97	83	2892
F2 A at Lincoln*.....	W	93	85	2100

F4 A at Ky. Wesleyan.....	L	89	90	ot	3300
F9 A at Central Missouri*.....	L	77	84		2950
F11 H Pittsburg State.....	W	97	80		2845
F16 A at Northwest Mo.*.....	W	69	63	ot	1500
F18 A at Truman State*.....	W	92	82		950
F23 H Southeast Mo. St.*.....	W	77	67		3268
F25 H Missouri S&T*.....	L	79	88		3245
F27 A at Pittsburg State.....	L	61	75		900
M2 H Kentucky Wesleyan.....	W	90	77		3312

NCAA Division II Regional, Springfield

M8 H North Dakota.....	W	71	63	3221
M9 H Kentucky Wesleyan.....	W	69	66	3319

NCAA Division II National Tournament, Evansville, Ind.

M13 N St. Joseph's (Ind.).....	W	80	78	4104
M14 N New Orleans.....	W	68	63	3536
M15 N Morgan State.....	L	52	67	4694

Total Points 2402 2275

1974-75

13-13 (.500), 6-6 MIAA (t4th)

Coach Bill Thomas

Malibu Classic, Malibu, Calif.

N29 N Loyola Marymount.....	L	67	68	1208
N30 A at Pepperdine.....	L	71	97	1123

D4 A at Rockhurst.....	W	89	78	1000
D6 H Norfolk State.....	W	93	67	3096
D7 H Pittsburg State.....	W	92	71	3270
D11 H Evansville.....	L	64	74	3262
D14 A at North Dakota.....	L	52	65	4520

MIAA Tournament, Springfield

J2 H Northwest Mo. St.....	W	92	62	2526
J3 H Truman State.....	W	72	64	2673
J4 H Southeast Mo. St.....	L	62	64	3178

J8	H	Missouri-St. Louis	W	104	85	2762
J11	A	at Central Missouri*	L	97	106	ot 3000
J13	A	at Lincoln*	L	61	68	1500
J18	H	Southeast Mo. St.*	W	79	67	3280
J20	H	Missouri S&T*	W	82	59	3234
J25	A	at Truman State*	L	74	92	3000
J27	A	at Northwest Mo.*	L	65	68	1500
F1	H	at Lincoln*	W	79	78	ot 3262
F3	A	at Ky. Wesleyan	L	74	86	2500
F8	H	Central Missouri*	W	130	106	3270
F10	A	at Pittsburg State	L	71	72	1750
F15	H	Northwest Mo. St.*	W	105	93	3130
F17	H	Truman State*	W	74	71	3146
F22	A	at Southeast Mo.*	L	86	87	2000
F24	A	at Missouri S&T*	L	64	74	4000
M1	H	Kentucky Wesleyan	W	101	93	3296
Total Points				2100	2015	

1975-76

15-11 (.577), 7-5 MIAA (t4th)

Coach Bill Thomas

N28 A at Mo-St. Louis.....	L	74	84	2750
D3 A at Arkansas.....	L	57	83	4900
D6 A at Evansville.....	L	71	95	6143
D8 A at Indiana State.....	L	64	78	4300
D20 H Pittsburg State.....	W	80	60	2779
D22 H Rockhurst.....	W	86	55	2575

MIAA Tournament, Springfield

J1 H Lincoln.....	W	69	66	2059
J2 H Truman State.....	W	78	66	2331
J3 H Missouri S&T.....	W	65	63	3270

J6 H Indiana State.....	L	59	60	2595
J10 H Central Missouri*.....	L	52	53	2911
J12 H Lincoln*.....	W	88	80	2787



J17 A at Southeast Mo. St. *	W	80	67	2000
J19 A at Missouri S&T*	L	63	67	4500
J21 A at Ky. Wesleyan	L	89	100	1700
J24 H Truman State*	W	71	68	3253
J26 H Northwest Mo. St.*	W	94	87	2876
J31 A at Lincoln*	L	67	79	2000
F7 A at Central Missouri*	W	72	71	3500
F9 A at Pittsburg State	W	80	78	1500
F14 A at Northwest Mo.*	W	86	66	1400
F16 A at Truman State*	L	76	77	1200
F21 H Southeast Mo. St.*	W	80	49	3067
F23 H Missouri S&T*	L	66	83	3280
M2 H North Dakota	W	89	73	2419
M6 H Kentucky Wesleyan	W	118	72	3150
Total Points		1974	1880	

1976-77

11-14 (.440), 4-8 MIAA (14th)

Coach Bill Thomas

D1 H Arkansas	L	71	72	6613
D4 H Evansville	W	76	71	4958
D6 H Missouri-St. Louis	W	78	68	4049
D9 H Portland	L	74	78	4366
D11 H Drury	W	76	74	8909
D19 A at Pittsburg State	L	69	71	600

MIAA Tournament, Springfield

J6 H Northwest Mo. St.	W	76	70	2379
J7 H Lincoln	L	61	82	2973
J8 H Missouri S&T	L	57	60	2602

J11 H Kentucky Wesleyan	W	72	63	2944
J15 A at Central Missouri*	L	62	90	4000
J17 A at Lincoln*	L	57	76	2000
J22 H Southeast Mo. St.*	W	95	77	3799
J24 H Missouri S&T*	W	80	63	3702
J29 A at Truman State*	L	80	99	2000
J31 A at Northwest Mo.*	L	70	91	1800
F5 H Lincoln*	L	69	83	4505
F7 A at Ky. Wesleyan	L	89	97	800
F12 H Central Missouri*	L	71	75	3802
F14 H Pittsburg State	W	81	79	2683
F17 H Evangel	W	77	70	5377
F19 H Northwest Mo. St.*	L	71	80	2716
F21 H Truman State*	W	82	74	3046
F26 A at Southeast Mo. St.*	W	85	83	1250
F28 A at Missouri S&T*	L	73	78	3000
Total Points		1852	1924	

1977-78

21-7 (.750), 11-1 MIAA (1st)

Coach Bill Thomas

N26 A at Arkansas	L	47	65	6225
D3 H Southwest Baptist	W	68	55	4283
D5 H Mo.-St. Louis	W	79	74	2977
D7 H Eastern Illinois	W	61	60	3396
D10 A at Drury	L	70	83	2500
J3 H Pittsburg State	W	81	67	2521

MIAA Tournament, Springfield

J5 H Northwest Mo. St.	W	66	63	6100
J6 H Central Missouri	W	77	68	3396
J7 H Drury	L	69	84	8021

J10 H Kentucky Wesleyan	W	78	60	2730
J12 H UMKC	W	88	76	2697
J14 A at Truman State*	L	65	83	1800
J16 A at Northwest Mo.*	W	57	53	800
J21 H Athletes in Action (ex)	L	55	60	2207
J23 H Lincoln*	W	72	70	3036
J28 H Missouri S&T*	W	62	54	3373
J30 H Southeast Mo. St.*	W	79	72	3071

F4 A at Lincoln*	W	76	74	2000
F6 H Central Missouri*	W	89	66	3707
F8 A at Mo.-St. Louis	L	77	82	402
F11 H Northwest Mo. St.*	W	83	56	3559
F14 H Truman State*	W	64	53	4057
F16 H Evangel	W	65	60	4167
F18 A at Central Missouri*	W	73	72	4000
F24 A at Ky. Wesleyan	L	75	84	500
F25 A at Southeast Mo.*	W	84	82	1900
F27 A at Missouri S&T*	W	56	53	1800

NCAA Division II Regional, Springfield

M3 H Columbus College	W	69	67	4681
M4 H Lincoln	L	83	84	6040
Total Points		2068	1980	

1978-79

16-10 (.615), 5-7 (15th)

Coach Bill Thomas

N27 H Benedictine	W	85	72	3720
N30 H Missouri Southern	W	73	59	4014
D2 A at Eastern Illinois	W	68	67	4000
D7 H Southern Indiana	W	65	61	3313
D8 H Cheyney State	L	48	51	7160
D9 H Grand Canyon	W	75	69	7138
J2 A at UMKC	L	83	93	600

MIAA Tournament, Springfield

J4 H Northwest Mo. St.	W	95	80	2785
J5 H Truman State	L	74	80	2958
J6 H Central Missouri	W	79	66	2808

J15 H Northwest Mo. St.*	W	80	71	2426
J18 H Truman State*	L	75	76	3020
J20 H Missouri-St. Louis	W	92	74	3371
J22 A at Lincoln*	L	49	51	2150
J27 A at Missouri S&T*	L	76	83	1400
J29 A at Southeast Mo.*	L	64	78	1723
F3 H Lincoln*	L	67	75	3745
F5 A at Central Missouri*	L	78	91	1300
F7 A at Mo.-St. Louis	W	86	76	500
F10 A at Northwest Mo.*	L	67	71	2000
F12 A at Truman State*	W	77	75	2500
F17 H Central Missouri*	W	89	75	2740
F19 A at Pittsburg State	W	80	75	500
F22 H Drury	W	82	77	8328
F24 H Southeast Mo.*	W	81	71	3113
F26 H Missouri S&T*	W	85	70	3005
Total Points		1973	1887	

1979-80

10-17 (.370), 4-8 MIAA (6th)

Coach Bill Thomas

N13 H Porto Club (ex)	W	70	56	1268
D1 A at Eastern Illinois	L	61	71	5500
D8 H North Dakota	W	83	76	3780
D10 H UMKC	W	86	54	2897

Southwest Missouri Classic, Springfield

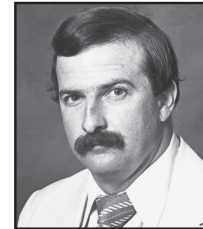
D14 H Albany State	W	73	70	4878
D15 H Henderson State	L	67	76	5183
D28 A at Cal-Bakersfield	L	58	59	711
D29 A at Cal. St. Dominguez Hills	L	69	75	350

MIAA Tournament, Springfield

J2 H Truman State	W	75	74	2065
J4 H Northwest Mo. St.	L	67	68	2604
J5 H Missouri S&T	W	74	59	2533

J12 A at Truman State*	L	66	85	2650
J14 A at Northwest Mo.*	L	62	71	2000
J19 H Missouri-St. Louis	W	80	71	3709
J21 H Lincoln*	L	61	68	3471

J24 H Eastern Illinois	L	70	84	3413
J26 H Missouri S&T*	W	81	79	3957
J28 H Southeast Mo. St.*	W	77	65	3594
F2 A at Lincoln*	L	65	67	1000
F4 H Central Missouri*	W	80	66	5150
F6 A at Mo.-St. Louis	L	64	66	308
F9 H Northwest Mo. St.*	L	63	69	2840
F11 H Truman State*	W	96	76	3023
F14 A at Drury	L	59	65	2250
F16 A at Central Missouri*	L	84	92	7300
F20 A at Evansville	L	73	97	5433
F23 A at Southeast Mo.*	L	71	90	2000
F25 A at Missouri S&T*	L	82	97	1500
Total Points		1947	1990	



Bob
Cleeland
1980-83
3 seasons
39-46 (.459)

1980-81

9-21 (.300), 5-9 MIAA (15th)

Coach Bob Cleeland

N23 H Estonia Club (ex.)	L	79	90	3116
N29 A at North Dakota	L	69	95	4200
D1 A at Tulsa	L	51	87	2678
D3 A at Arkansas	L	65	98	9103
D5 A at Alaska-Anchorage	L	66	82	350
D6 A at Alaska-Anchorage	L	69	85	400
D8 A at Puget Sound	L	50	103	1000

Southwest Missouri Classic, Springfield

D12 H Valdosta State	W	94	77	4616
D13 H Jacksonville State	L	63	83	5488

D29 H Western Illinois	L	56	75	3149
J5 H at Eastern Illinois	W	71	67	3055
J7 A at Mo.-St. Louis*	L	63	75	1985
J10 H Truman State*	W	83	76	3174
J12 H Northwest Mo. St.*	W	77	73	3053
J17 H Missouri-St. Louis*	L	86	90	4140
J19 A at Lincoln*	L	66	68	1500
J24 A at Missouri S&T*	L	54	68	2200
J26 A at Southeast Mo.*	W	84	76	1600
J28 A at Eastern Illinois	W	69	68	1000
J31 H Lincoln*	L	69	72	3722
F2 A at Central Missouri*	L	68	73	4100
F4 H Missouri S&T*	W	68	65	4223
F7 A at Northwest Mo.*	L	77	78	2155
F9 A at Truman State*	L	68	69	1700
F12 A at Oral Roberts	L	89	100	5418
F14 H Central Missouri*	W	81	75	4358
F16 A at Western Illinois	L	65	79	2553
F19 H Drury	L	96	97	6980
F21 H Southeast Mo. St.*	L	68	73	3934

MIAA Tournament, campus sites

F24 A at Mo.-St. Louis	W	72	64	515
F26 A at Lincoln	L	89	96	1500
Total Points		2146	2387	



1981-82

17-10 (.630) (Independent)

Coach Bob Cleeland

N15 H Estonia Club (ex).....	W	103	78	3082
N27 H Pittsburg State.....	W	75	63	5153
D1 H Coll. of the Ozarks.....	W	69	48	3287
D5 A at Oklahoma.....	L	60	81	4039
D7 A at Oklahoma City.....	L	52	63	1430
D9 H Truman State.....	W	62	60	3722

Southwest Missouri Classic, Springfield

D11 H Henderson State.....	W	72	56	4725
D12 H Wis.-Eau Claire.....	W	71	69	5277


D19 A at UMKC.....	W	79	67	200
D21 H Central Missouri.....	W	101	74	3460
D30 H Central Arkansas.....	W	85	66	3830
D31 H Alaska-Anchorage.....	L	67	71	3646
J4 A at Delta State.....	L	66	68	645
J7 A at Arkansas State.....	L	53	57	4024
J16 A at Southeast Mo.....	L	54	58	1800
J20 A at Lincoln.....	W	57	45	800
J23 A at Nicholls State.....	W	72	65	576
J25 H Wisconsin-Superior.....	W	81	54	3499
J28 H Chicago State.....	W	84	62	4084
J30 A at Central Missouri.....	L	53	61	2190
F3 H Lincoln.....	W	73	52	3488
F6 H Oklahoma Baptist.....	W	76	55	5395
F10 H Southeast Mo. St.....	W	79	65	4221
F13 A at Truman State.....	L	78	81	2500
F15 A at Drury.....	W	66	62	2200
F18 H Delta State.....	W	44	37	5417
F20 A at Chicago State.....	L	73	75	400
F27 A at Southern (La.).....	L	64	66	2000
Total Points.....		1866	1681	

1982-83

13-15 (.464), 6-3 Mid-Continent (t2nd)

Coach Bob Cleeland

N14 H Estonia Club (ex).....	W	76	75	3011
N29 H Southern (La.).....	W	83	69	4584
D4 A at Wis.-Green Bay*.....	W	61	59	2040
D6 A at (15) Arkansas.....	L	66	87	7690
D8 A at Texas-Arlington.....	L	67	70	1125
D11 A at Arkansas St.....	L	58	65	3525
D18 A at Evansville.....	L	66	72	8268
D20 H Tennessee State.....	L	45	56	3688
D22 H Puget Sound.....	W	71	52	3318
J3 A at Austin Peay.....	L	45	62	1500
J6 H Texas-Arlington.....	W	85	80	3513
J8 A at Oral Roberts.....	W	62	59	7104
J10 H Arkansas State.....	W	62	60	4208
J12 A at Western Illinois*.....	W	89	83	1705
J15 A at Nebraska.....	L	46	98	9287
J17 H Nicholls State.....	L	58	61	4410
J22 H Wisc.-Green Bay*.....	W	65	53	7379
J26 H Mississippi Valley St.....	L	59	64	3490
J29 A at Valparaiso*.....	W	76	65	2200
F5 A at Tennessee St.....	L	53	67	400
F7 H Austin Peay State.....	W	82	80	3320
F10 A at Mississippi Vall.....	L	69	70	500
F14 H Western Illinois*.....	L	67	68	3641
F17 H Drury.....	W	78	73	7393
F19 A at Nicholls State.....	L	77	78	1247
F21 H Eastern Illinois*.....	W	82	75	3011
F26 H Northern Iowa*.....	W	72	53	4820
M5 A at Eastern Illinois*.....	L	67	82	3000
M7 A at Northern Iowa*.....	L	60	66	1973
Total Points.....		1871	1927	



Charlie
Spoonhour
1983-92
9 seasons
197-81 (.709)

1983-84

18-10 (.643), 9-5 Mid-Continent (3rd)

Coach Charlie Spoonhour

N20 H Estonia Club (ex).....	W	70	68	2681
N28 H Lincoln.....	W	75	55	3401
D1 H Greenville.....	W	75	54	3673
D3 H Pittsburg State.....	W	72	47	4231
D5 A at Texas-Arlington.....	L	58	63	1022
D8 H (15) Arkansas.....	L	41	56	8749
D17 A at Saint Louis.....	W	74	64	1711
J5 A at Arkansas State.....	L	49	56	3318
J7 A at Illinois-Chicago*.....	L	78	82	1566
J9 H Texas-Arlington.....	W	77	71	3625
J12 A at Western Illinois*.....	L	56	62	1135
J14 A at Wis.-Green Bay*.....	L	70	74	1432
J16 H Illinois-Chicago*.....	W	70	69	4840
J21 H Northern Iowa*.....	W	62	45	5478
J28 A at Valparaiso*.....	W	55	54	1796
J30 A at Cleveland State*.....	L	66	86	651
F4 H Wis.-Green Bay*.....	W	54	51	8223
F6 H Valparaiso*.....	W	73	53	3894
F13 H Eastern Illinois*.....	W	53	52	3896
F16 A at Oral Roberts.....	L	63	68	3383
F18 H Drury.....	W	61	41	8550
F20 H Western Illinois*.....	W	55	52	3792
F25 H Arkansas State.....	W	53	50	4348
F27 A at Northern Iowa*.....	L	51	59	7220
F29 H Oklahoma City.....	W	82	61	3854
M3 A at Eastern Illinois*.....	W	78	73	2316
M6 H Cleveland State*.....	W	77	62	4198

Mid-Continent Conference Tournament, Springfield

M9 H Wis.-Green Bay.....	W	58	51	3018
M10 H Cleveland State.....	L	58	59	3448
Total Points.....		1794	1670	

1984-85

17-13 (.567), 8-6 Mid-Continent (4th)

Coach Charlie Spoonhour

N18 H Estonia Club (ex).....	L	74	85	2552
N26 H Dana College.....	W	71	32	3231
D1 A at Illinois State.....	L	44	54	6198
D3 A at Southern Illinois.....	L	67	71	2500
D6 H Southwestern Coll.....	W	78	58	3286
D8 A at Arkansas.....	L	56	70	8914
D12 H Huntington College.....	W	108	69	3802

Brigham Young Classic, Provo, Utah

D14 A at Brigham Young.....	L	46	66	12,700
D15 N Santa Clara.....	L	73	85	15,000
D22 H Iowa Wesleyan.....	W	81	53	3238
J3 H Saint Louis.....	L	56	59	4721
J7 H Texas-Arlington.....	W	76	49	4469
J12 H Western Illinois*.....	W	61	55	4631
J14 H Northern Iowa*.....	L	57	62	5220
J19 A at Eastern Illinois*.....	L	46	50	3105
J21 A at Wis.-Green Bay*.....	W	59	57	1057
J26 A at Cleveland State*.....	L	65	71	1549
J28 A at Valparaiso*.....	L	74	79	307

F2 H Wis.-Green Bay*.....	W	88	58	4174
F4 H Illinois-Chicago*.....	W	101	81	2981
F9 A at Western Illinois*.....	L	59	77	1018
F11 A at Northern Iowa*.....	W	62	54	1700
F16 H Eastern Illinois*.....	W	87	80	8042
F18 A at Arkansas State.....	W	75	62	3884
F23 H Cleveland State*.....	W	88	76	5519
F25 H Valparaiso*.....	W	75	72	3847
F28 H Evansville.....	W	74	64	5762
M4 A at Illinois-Chicago*.....	L	70	74	897

Mid-Continent Tournament, campus sites

M6 H Illinois-Chicago.....	W	104	86	2662
M8 A at Cleveland State.....	W	79	76	1491
M10 A at Eastern Illinois.....	L	64	75	2253

Total Points..... 2144 1975



1985-86 NIT Quarterfinalists (24-8)

1985-86

24-8 (.750), 10-4 Mid-Continent (2nd)

Coach Charlie Spoonhour

N19 H Brandon U. (ex).....	W	74	46	3434
N23 H Benedictine.....	W	85	53	4412
N25 H East Texas State.....	W	87	49	4074
D1 A at Arkansas.....	L	67	68	8814
D7 A at Evansville.....	W	57	46	6338
D12 H Evangel.....	W	86	39	4559
D14 H Southern Illinois.....	W	67	50	4762
D18 H Austin Peay State.....	W	81	61	4087
D21 H Illinois State.....	W	76	60	6512

Wyoming Cowboy Shootout, Laramie, Wyo.

D27 A at Wyoming.....	L	59	64	4129
D28 N San Francisco.....	W	64	48	4341

J4 H Missouri-St. Louis.....	W	98	62	6435
J6 A at Texas-Arlington.....	W	80	69	550
J11 A at Western Illinois*.....	L	60	61	978
J13 A at Northern Iowa*.....	W	73	65	1800
J20 H Eastern Illinois*.....	L	67	68	6791
J22 A at Saint Louis.....	W	68	61	2683
J25 H Cleveland State*.....	W	65	61	8943
J27 H Valparaiso*.....	L	62	66	5014
F1 A at Wis.-Green Bay*.....	W	53	52	2088
F3 A at Illinois-Chicago*.....	W	68	59	859
F8 H Western Illinois*.....	W	71	67	8862
F10 H Northern Iowa*.....	W	76	69	4516
F17 A at Eastern Illinois*.....	W	74	72	2487
F22 A at Cleveland State*.....	L	67	94	3599
F24 A at Valparaiso*.....	W	62	44	1038
F27 H Illinois-Chicago*.....	W	75	69	5009
M1 H Wis.-Green Bay*.....	W	71	46	5896


Mid-Continent Conference Tournament, Springfield

M6 H Wis.-Green Bay.....	W	63	50	4024
M7 H Eastern Illinois.....	L	67	71	4807

National Invitation Tournament, campus sites

M12 H Pittsburgh.....	W	59	52	8710
M17 H Marquette.....	W	83	69	9229
M20 A at Florida.....	L	53	54	10,815

Total Points..... 2244 1919



1986-87 NCAA Div. I Second Round (28-6)

1986-87

28-6 (.824), 13-1 Mid-Continent (1st)

Coach Charlie Spoonhour

N21 H Yugoslavia Club (ex).....W 68 55 5444

Hawaii Pacific Tourney, Honolulu, Hawaii

N28 N Drake L 62 74 675

N29 N Southeastern La.....W 81 45 525

N30 N Ark.-Little Rock.....W 61 46 550

D3 H Howard PayneW 83 69 5015

D6 A at Missouri..... L 53 57 ot 12,738

D8 H Chamaine.....W 78 54 5538

D10 H Lincoln.....W 51 42 5076

D13 H Coppin State.....W 84 52 5621

D18 H Louisiana-Monroe.....W 57 55 5312

D20 H Saint Louis..... L 46 55 6483

D22 H Arkansas.....W 56 49 9042

D30 A at Illinois State..... L 55 59 5603

J3 H Minnesota-Duluth.....W 76 46 6226

J6 A at Brigham Young.....W 62 61 ot 15,048

J10 A at Wis.-Green Bay*.....W 67 57 4164

J17 A at Northern Iowa*.....W 80 72 4110

J19 H Western Illinois*.....W 89 75 8098

J24 A at Cleveland State*..... L 63 68 3115

J26 H Eastern Illinois*.....W 87 46 6360

J28 H Mississippi Valley St.....W 78 59 6917

J31 H Valparaiso*.....W 72 38 9104

F4 A at Illinois-Chicago*.....W 71 70 ot 1821

F7 H Wis.-Green Bay*.....W 63 38 8533

F9 H Northern Iowa*.....W 75 53 7278

F14 A at Western Illinois*.....W 53 52 1863

F16 H Cleveland State*.....W 83 71 9162

F21 A at Eastern Illinois*.....W 56 54 1500

F23 A at Valparaiso*.....W 80 46 2373

F28 H Illinois-Chicago*.....W 93 62 9157

Mid-Continent Conference Tournament, Springfield

M5 H Western Illinois.....W 81 60 6712

M6 H Wis.-Green Bay.....W 61 59 7339

M7 H Cleveland State.....W 90 87 9022

NCAA Tournament, Atlanta, Ga.

M13 N (13) ClemsonW 65 60 13,800

M15 N (20) Kansas..... L 63 67 15,236

Total Points 2375 1958



1987-88 NCAA Div. I First Round (22-7)

1987-88

22-7 (.759), 12-2 Mid-Continent (1st)

Coach Charlie Spoonhour

N23 H Windsor Univ. (ex).....W 107 48 5790

Mazzio's Pizza Classic, Springfield

N28 H San Francisco.....W 80 57 7782

N29 H Southern Methodist..... L 58 69 7594

D1 H Northern Michigan.....W 82 69 5698

D5 A at Arkansas L 47 53 8610

D8 A at Kansas State.....W 82 80 4ot 10,800

D10 H Alabama StateW 75 71 6741

D12 A at Southern Illinois L 74 77 4152

D19 H Texas State.....W 71 56 8395

D21 H Arkansas State.....W 65 57 6722

First Tulsa Classic, Tulsa, Okla.

D27 N Southern Miss. L 82 89 ot 7725

D28 N Grambling State.....W 77 60 7955

J4 H Wichita State.....W 58 56 8483

J7 A at Saint LouisW 64 49 7402

J9 H Lincoln.....W 82 54 8372

J16 H Northern Iowa*.....W 75 67 8158

J18 A at Western Illinois* L 44 70 4613

J23 H Cleveland State*.....W 89 84 9154

J25 A at Eastern Illinois*.....W 57 55 1685

J30 A at Valparaiso*.....W 72 44 2857

F1 H Illinois-Chicago*.....W 80 51 8052

F6 A at Wis.-Green Bay*.....W 77 65 5536

F8 A at Northern Iowa*.....W 93 78 1430

F13 H Western Illinois*.....W 84 70 8922

F15 A at Cleveland State*..... L 53 75 3262

F20 H Eastern Illinois*.....W 76 56 9129

F22 H Valparaiso*.....W 80 65 7028

F25 A at Illinois-Chicago*.....W 88 66 1824

M5 H Wis.-Green Bay*.....W 70 52 9170

NCAA Tournament, Los Angeles

M18 N (12) UNLV L 50 54 11,175

Total Points 2085 1849



1988-89 NCAA Div. I First Round (21-10)

1988-89

21-10 (.677), 10-2 Mid-Continent (1st)

Coach Charlie Spoonhour

N12 H Newcastle Club (ex).....W 75 63 6848

Dodge Preseason NIT, campus sites

N18 A at (14) Missouri..... L 54 73 12,827

N26 A at Wyoming.....W 53 51 5635

D3 H Texas Wesleyan.....W 105 51 8215

D6 A at Saint LouisW 50 47 8282

Mazzio's Pizza Classic, Springfield

D9 H Mississippi Valley St. St.W 73 45 7616

D10 H Northern Arizona.....W 63 48 7797

D15 A at Wichita State..... L 59 66 10,307

D20 H Illinois State..... L 51 55 6864

D22 H Southern Illinois L 64 72 8796

BMA Holiday Classic, Kansas City, Mo.

D29 N East Tennessee St.W 72 68 11,379

D30 N (20) Kansas..... L 73 82 13,011

J3 H Kansas State.....W 58 55 8779

J7 H TulsaW 76 68 8944

J14 H Western Illinois*W 75 51 8846

J16 H Northern Iowa*.....W 93 78 8109

J21 A at Eastern Illinois*.....W 82 79 4533

J23 H Oral Roberts.....W 81 77 7918

J28 A at Cleveland St..... L 61 68 4130

J30 A at Valparaiso*.....W 76 58 1338

F4 H Wis.-Green Bay*.....W 64 48 9051

F6 H Illinois-Chicago*.....W 83 69 7744

F11 A at Western Illinois*.....W 75 58 1856

F14 A at Northern Iowa*..... L 81 91 6427

F18 H Eastern Illinois*.....W 76 68 8885

F20 A at Wis.-Green Bay*.....W 62 52 5781

F25 H Cleveland State..... L 81 86 9219

F27 H Valparaiso*..... L 59 62 8314

M4 A at Illinois-Chicago*.....W 68 59 1349

Mid-Continent Conference Tournament, Springfield

M7 H ValparaisoW 82 50 7498

M8 H Illinois-Chicago.....W 73 67 7611

NCAA Tournament, Tucson, Ariz.

M17 N (11) Seton Hall L 51 60 12,787

Total Points 2174 1962



1989-90 NCAA Div. I First Round (22-7)

1989-90

22-7 (.759), 11-1 Mid-Continent (1st)

Coach Charlie Spoonhour

N7 H Newcastle Club (ex).....W 78 63 6214

N20 H Fort Hood (ex).....W 74 57 6716

Fresno State Coors Light Classic, Fresno, Calif.

N24 N LaSalle L 58 62 9934

N25 N St. Mary's.....W 52 35 9902

D2 A at TulsaW 73 66 6699

D5 A at Wichita State..... L 68 81 7762

Mazzio's Pizza Classic, Springfield

D8 H Southern Utah.....W 91 76 7382

D9 H CreightonW 81 74 8064

D13 A at Arkansas State..... L 67 71 5643

D16 H Florida A&MW 94 67 7991

D20 H Bethune-Cookman.....W 85 51 6416

D23 H Wyoming.....W 77 51 8860

J6 A at Saint LouisW 84 75 ot 9119

J8 H Wichita State.....W 77 51 8890

J13 A at Illinois-Chicago* L 61 66 1848

J15 A at Wis.-Green Bay*.....W 74 60 5121

J20 H Valparaiso*.....W 73 56 8176

J22 H Cleveland State..... L 86 89 8209

J27 H Eastern Illinois*.....W 88 55 8901

J31 H UMKCW 86 69 8042

F3 A at Northern Iowa*.....W 82 72 8315

F5 A at Western Illinois*.....W 88 73 3783

F10 H Illinois-Chicago*.....W 77 50 9057

SEASON-BY-SEASON RESULTS

F12 H Wis.-Green Bay*	W	63	52	8003
F15 H Western Illinois*	W	92	72	8784
F17 A at Valparaiso*	W	76	60	1634
F19 A at Cleveland State	W	84	73	2079
F24 A at Eastern Illinois*	W	67	64	3019
M1 H Northern Iowa*	W	94	86 ot	8937

Mid-Continent Conference Tournament, Cedar Falls, Iowa

M6 A Northern Iowa	L	61	63	5009
--------------------	---	----	----	------

NCAA Tournament, Austin Texas

M15 N North Carolina	L	70	83	10,705
----------------------	---	----	----	--------

Total Points..... 2229 1903

1990-91

22-12 (.647), 11-5 MVC (2nd)

Coach Charlie Spoonhour

N13 H Banik-Cigel (ex)	W	61	46	6202
N17 H Arkansas Express (ex)	W	62	53	6833

Hawaii Tipoff Tourney, Honolulu, Hawaii

N23 N Northeast Louisiana	W	82	73	4596
N25 A at Hawaii	L	83	86	4500

N29 H Northern Iowa	W	67	58	8004
D1 H Colorado	L	60	78	8548
D4 A at Tennessee St.	W	87	77	2700

Pizza Hut Classic, Springfield

D7 H Prairie View A&M	W	100	47	7755
D8 H North Carolina A&T St.	L	52	55	7812

D12 A at UMKC	W	65	51	4339
D15 A at Wichita State*	W	64	62 ot	9034
D19 H Morgan State	W	81	57	7206
D22 H Indiana State*	W	67	62	8497

Sun Carnival Classic, El Paso, Texas

D28 N Washington	W	68	61	8600
D29 A at Texas-El Paso	L	70	81	9285

J2 H Creighton*	W	72	71	8534
J5 H Saint Louis	W	94	83	8527
J8 A at Southern Ill.*	L	78	80	6050
J12 H Illinois State*	W	70	64	8234
J14 A at Drake*	L	85	87	4848
J19 A at Colorado	L	67	69	5119
J22 H Tulsa*	W	72	70 ot	8016
J26 A at Illinois State*	W	58	46	9059
J28 A at Bradley*	W	62	60	6505
F2 H Wichita State*	W	63	38	8881
F6 H Southern Illinois*	W	79	70	8401
F10 A at Creighton*	L	87	91 ot	7946
F14 H Drake*	W	104	81	8376
F16 H Bradley*	W	73	60	9071
F20 A at Tulsa*	L	64	68	7194
F23 A at Indiana State*	L	59	70	7590

MVC Tournament, St. Louis

M2 N Bradley	W	68	49	7179
M3 N Tulsa	W	82	80 ot	7516
M5 N Creighton	L	52	68	7778

National Invitation Tournament, campus sites

M14 H Coppin State	W	57	47	7501
M18 H Southern Illinois	L	69	72	7398
Total Points.....		2461	2272	



1991-92 NCAA Div. I First Round (23-8)

1991-92

23-8 (.742), 13-5 MVC (3rd)

Coach Charlie Spoonhour

N16 H Arkansas Express (ex)	W	66	61	7627
N19 H TTL Bamberg (ex)	W	69	45	6584
N23 H Augustana	W	81	55	7935
N26 H Arkansas State	W	70	69 ot	8331

Pizza Hut Classic, Springfield

D6 H Morgan State	W	97	51	7298
D7 H San Diego	W	70	63	7557


D11 H UMKC	W	77	64	8314
D14 A at Oregon State	L	63	72	6102
D21 H Illinois State*	L	51	61	7898
D23 A at Purdue	L	44	53	13,254
D31 H Fordham	W	61	48	7626
J4 A at Saint Louis	W	66	59	9285
J7 A at Illinois State*	L	55	69	7084
J11 A at Creighton*	L	49	53	6965
J15 H Northern Iowa*	W	73	48	7505
J18 A at Tulsa*	L	63	64	7090
J23 A at Drake*	W	63	41	3970
J25 H Indiana State*	W	65	57	8477
J27 H Bradley*	W	51	37	7380
F1 A at Southern Ill.*	W	56	49	5226
F4 H Drake*	W	55	40	8020
F8 H Tulsa*	W	78	74	8874
F13 A at Wichita State*	W	70	55	5882
F15 H Creighton*	W	72	56	7413
F20 A at Bradley*	W	62	54	7241
F22 A at Northern Iowa*	W	58	47	4884
F26 H Wichita State*	W	72	53	8540
F29 H Southern Illinois*	W	66	58	9120
M2 A at Indiana State*	L	54	55	5301

MVC Tournament, St. Louis

M7 N Creighton	W	75	69	6229
M8 N Illinois State	W	61	58 ot	7429
M9 N Tulsa	W	71	68	7549

NCAA Tournament, Dayton, Ohio

M20 N (14) Michigan State	L	54	61	13,007
Total Points.....		2003	1761	



Mark Bernsen
1992-95
3 seasons
48-37 (.565)



MOSTATE BASKETBALL



1992-93 NIT Quarterfinalist (20-11)

1992-93

20-11 (.645), 11-7 MVC (3rd)

Coach Mark Bernsen

N19 H Australia GC (ex)	W	76	52	5898
N24 H Arkansas Exp. (ex)	W	64	58	5632
D1 A at UMKC	W	47	44	4259

Pizza Hut Classic, Springfield

D4 H Tennessee State	W	79	66	7026
D5 H Idaho	W	57	52	7177

D7 H Towson	W	71	56	7492
D12 H Oregon State	W	63	48	7901
D22 H (15) Purdue	L	45	48	9145
D30 A at Oklahoma State	L	59	74	6381
J2 H Saint Louis	W	63	52	9108
J6 A at Illinois State*	L	57	65	7041
J9 H Tulsa*	W	62	54	7560
J14 A at Bradley*	L	46	51	6507
J16 H Illinois State*	L	73	82 ot	7782
J18 A at Creighton*	L	58	72	2559
J23 A at Tulsa*	L	74	77	7127
J25 H Northern Iowa*	W	72	49	6824
J30 H Southern Illinois*	W	68	55	8556
F2 H Wichita State*	W	54	51	7638
F6 A at Indiana State*	W	76	73	5308
F9 H Bradley*	W	63	49	7151
F13 H Creighton*	W	65	62	7554
F15 A at Wichita State*	W	49	40	5621
F18 A at Drake*	W	71	67	6352
F20 H Indiana State*	W	72	57	8609
F24 A at Northern Iowa*	L	53	54	3316
F27 A at Southern Illinois*	L	60	68	5453
M1 H Drake*	W	82	67	8222

MVC Tournament, St. Louis

M6 N Wichita State	W	72	57	8142
M7 N Southern Illinois	L	68	76	9143

National Invitation Tournament, campus sites

M18 H St. Joseph's (Pa.)	W	56	34	7024
M22 A at Jackson State	W	70	52	8100
M24 A at Alabama-Birmingham	L	52	61	7391

Total Points..... 1957 1813

1993-94

12-15 (.444), 7-11 MVC (6th)

Coach Mark Bernsen

N17 H Arkansas Express (ex)	W	55	49	7120
N20 H Latvian National (ex)	W	69	60	7990
N27 H UMKC	W	75	62	7959
N30 A at Houston	W	71	65	1307

Pizza Hut Classic, Springfield

D3 H Cal St-Northridge	W	59	43	7792
D4 H Texas Tech	L	57	69	8006

D11 A at Tulsa*	L	56	66	6576
D18 H Wichita State*	W	58	41	7726
D21 A at Fordham	W	65	46	879
J2 H Indiana State*	W	66	50	7557



J5	A	at Saint Louis	L	48	81	13,854
J8	H	Tennessee State	W	61	60	7581
J12	H	Illinois State*	L	57	72	7986
J15	A	at Drake*	L	63	76	5270
J19	H	Oklahoma State	L	63	68	8303
J22	A	at Bradley*	L	57	70	9016
J24	H	Northern Iowa*	L	58	70	6789
J29	A	at Creighton*	L	66	82	1846
F1	A	at Indiana State*	W	65	55	4317
F5	H	Southern Illinois*	W	66	64	7763
F9	A	at Illinois State*	L	60	62	8588
F12	A	at Wichita State*	L	63	65	6127
F16	A	at Southern Illinois*	L	56	79	4273
F19	H	Tulsa*	L	66	71	7258
F21	H	Bradley*	W	75	45	6445
F24	H	Creighton*	W	71	38	7814
F26	H	Drake*	W	62	52	7254
F28	A	at Northern Iowa*	L	76	86	3185

MVC Tournament, St. Louis

M5	N	Southern Illinois	L	50	52	9543
Total Points				1690 1690		

1994-95

16-11 (.593), 9-9 MVC (t6th)

Coach Mark Bernsen

N14	H	Team Reebok (ex)	W	76	60	5734
N19	H	Lithuanian National (ex)	W	87	58	5657
N26	A	at UMKC	W	70	57	3282
N29	H	Houston	W	88	62	6832


Pizza Hut Classic, Springfield

D2	H	McNeese State	W	89	64	6714
D3	H	Centenary	W	68	59	6791

D10	H	Alcorn State	W	89	57	7030
D17	H	Indiana State*	W	86	64	7480
D22	A	at UNC-Wilmington	W	66	56	5167
J4	H	East Carolina	W	51	38	7735
J7	A	at Evansville*	L	63	77	10,518
J10	A	at Wichita State*	L	45	46	6623
J14	H	Southern Illinois*	L	65	68	7312
J18	H	Drake*	W	80	66	4004
J21	A	at Creighton*	L	56	58	4569
J25	A	at Tulsa*	L	54	71	6241
J28	H	Northern Iowa*	W	65	62	6779
J30	H	Evansville*	L	57	66	6110
F2	H	Illinois State*	W	74	66	5433
F4	A	at Bradley*	W	68	65	10,653
F7	H	Wichita State*	W	57	54	5720
F11	A	at Northern Iowa*	W	80	75	2689
F14	H	Tulsa*	L	59	69	5893
F16	A	at Southern Illinois*	L	67	74	6127
F18	A	at Drake*	L	75	76	6222
F22	H	Saint Louis*	L	49	62	7888
F25	H	Creighton*	W	56	52	6108
F27	A	at Indiana State*	W	78	68	4573

MVC Tournament, St. Louis

M4	N	Illinois State	L	72	75	
Total Points				1827 1707		



Steve Alford
1995-99
4 seasons
78-48 (.614)

1995-96

16-12 (.571), 11-7 MVC (4th)

Coach Steve Alford

N14	H	Ark. Express (ex)	W	71	64	5851
N18	H	Finland National (ex)	W	112	57	6385
N25	H	Texas-Rio Grande Vall.	W	83	71	6567
N28	H	Louisiana-Lafayette	L	67	85	5870

Pizza Hut Classic, Springfield

D1	H	Tennessee-Martin	W	105	71	6727
D2	H	Stephen F. Austin	W	105	81	6545

D9	A	at Texas Tech	L	74	97	6731
D16	H	Northwestern State	W	79	68	7569
D19	H	Wichita State*	W	64	52	7194
D23	A	at East Carolina	L	59	62	3089
D30	A	at Saint Louis	L	65	75	17,916
J3	H	Northern Iowa*	W	95	87	6974
J7	A	at Indiana State*	W	89	78	4567
J11	A	at Illinois State*	L	79	86	7422
J13	A	at Bradley*	W	61	58	10,655
J17	H	Evansville*	L	82	84	7359
J20	H	Tulsa*	L	65	75	8479
J22	H	Illinois State*	L	69	76	7037
J27	A	at Creighton*	L	75	81	4334
J31	A	at Tulsa*	W	66	61	6336
F3	H	Southern Illinois*	W	77	65	7545
F7	H	Bradley*	L	57	68	7725
F13	A	at Northern Iowa*	W	67	64	2023
F17	H	Indiana State*	W	94	62	7513
F19	A	at Drake*	W	84	81	3469
F22	A	at Wichita State*	W	78	71	4815
F24	H	Creighton*	W	67	66	8754
F26	A	at Evansville*	L	63	72	9859

MVC Tournament, St. Louis

M2	N	Creighton	W	65	58	8206
M3	N	Bradley	L	62	64	12,681
Total Points				2096 2019		

1996-97

24-9 (.727), 12-6 MVC (t2nd)

Coach Steve Alford

N11	H	N. Melbourne (ex)	W	78	71	6158
N19	H	Athl. In Action (ex)	W	81	68	5914
N25	A	at La-Lafayette	W	81	74	3517
N30	H	Idaho	W	87	71	8279
D2	H	NC-Wilmington	W	64	63	6562

Pizza Hut Classic, Springfield

D6	H	Morehead State	W	99	81	6492
D7	H	Troy State	W	105	81	6662

D10	A	at Northwestern St.	W	75	73	1020
D15	H	Saint Louis	W	72	63	8121
D21	H	Drake*	W	79	57	7504

Puerto Rico Holiday Classic, San Juan, P.R.

D30	N	Fresno State	W	86	71	500
D31	N	Bowling Green St.	W	76	73	778
J1	N	(6) Cincinnati	L	60	101	695

J5	H	Bradley*	W	56	48	7634
J9	A	at Long Beach St.	W	90	75	2612
J12	A	at Drake*	W	87	82	4207
J15	H	Northern Iowa*	L	72	79	7585
J18	A	at Wichita State*	L	60	75	10,545
J22	H	Southern Illinois*	W	73	58	7638
J25	A	at Bradley*	L	48	70	10,827
J27	A	at Illinois State*	L	84	95	7065
J30	H	Creighton*	W	77	71	8378
F1	H	Indiana State*	W	82	68	8391
F4	A	at Northern Iowa*	W	80	70	2204
F8	A	at Evansville*	L	64	67	9710

F10	H	Illinois State*	W	79	66	7764
F13	A	at Indiana State*	L	74	80	4782
F15	H	Creighton*	W	88	82	9023
F17	H	Evansville*	W	74	66	8006
F22	H	Wichita State*	W	70	62	9090
F24	A	at Southern Illinois*	W	88	81	3088

MVC Tournament, St. Louis

M1	N	Creighton	W	77	58	11,816
M2	N	Bradley	W	60	58	13,329
M3	N	Illinois State	L	72	75	9751

National Invitation Tournament, campus sites

M12	A	at North Carolina St.	L	66	77	10,200
Total Points				2505 2371		

1997-98

16-16 (.500), 11-7 MVC (t3rd)

Coach Steve Alford

N4	H	Athletes in Action (ex)	W	76	67	6006
N10	H	Buducnost Club (ex)	W	84	46	6147
N16	A	at Texas Christian	L	67	78	4538

Top of the World Classic, Fairbanks, Alaska

N21	N	Duquesne	W	88	67	2839
N22	N	(5) Clemson	L	67	71	4124
N23	N	Mississippi State	L	68	79	2747

Pizza Hut Classic, Springfield

D5	H	Texas-San Antonio	W	90	54	7987
D6	H	Bowling Green St.	W	86	71	7808

D9	H	Texas Tech	L	71	79	7958
D12	A	at Idaho	L	71	74	3506
D20	H	Wichita State*	W	91	61	7358


Hoosier Classic, Indianapolis, Ind.

D27	N	Indiana	L	66	78	15,918
D28	N	UNC Charlotte	L	69	83	12,501

J3	A	at Evansville*	L	71	76	8183
J6	A	at Bradley*	L	62	63	9038
J9	H	Butler	L	63	66	6551
J12	H	Creighton*	W	72	54	6834
J15	A	at Southern Ill.*	L	78	106	3094
J18	H	Illinois State*	W	89	81	7632
J21	A	at Creighton*	L	80	94	3960
J24	A	at Northern Iowa*	W	61	59	4592
J28	A	at Drake*	W	70	45	3580
J31	H	Indiana State*	W	74	56	7227
F2	H	Southern Illinois*	L	74	79	6209
F7	A	at Wichita State*	L	55	65	9202
F9	H	Northern Iowa*	W	84	62	6143
F12	A	at Indiana State*	W	86	77	7831
F15	A	at Illinois State*	W	97	87	7316
F18	H	Bradley*	L	65	69	6718
F21	H	Drake*	W	79	50	7816
F23	H	Evansville*	W	74	62	6848

MVC Tournament, St. Louis

F28	N	Evansville	W	60	59	10,083
M1	N	Bradley	W	67	58	11,017
M2	N	Illinois State	L	74	84	9288
Total Points				2369 2247		



1998-99 NCAA Div. I Sweet 16 (22-11)

1998-99

22-11 (.667), 11-7 MVC (2nd)

Coach Steve Alford

N5 H	Philippine National (ex).....W	88	53	5277
N7 H	Athletes in Action (ex).....W	94	82	5439
N14 A	at Butler.....W	72	57	8002

Chase Preseason NIT, campus sites

N18 A	at Missouri.....W	72	69	5176
N20 A	at (3) Stanford.....L	51	76	7193
N23 H	UMKC.....W	74	68	8074

Pizza Hut Classic, Springfield

D4 H	Texas Southern.....W	77	47	7148
D5 H	Louisiana Tech.....W	86	60	7016
D9 H	Long Beach St.....W	80	52	6903
D12 A	at Southern Illinois*.....W	76	62	3112
D19 H	Texas Christian.....L	69	71	9114
D22 H	Southeast Mo. St.....W	67	56	6584
D30 A	at Northern Iowa*.....W	81	66	2092
J2 A	at Saint Louis.....W	79	67	14,915
J5 H	Illinois State*.....W	71	68	6865
J10 H	Creighton*.....L	70	72	7893
J13 H	Bradley*.....W	83	78	7498
J16 H	Drake*.....W	91	47	7835
J18 A	at Wichita St.*.....L	88	94	7426
J21 H	Northern Iowa*.....W	83	75	7609
J23 A	at Indiana State*.....L	61	71	5964
J27 A	at Drake*.....W	90	85	3242
J31 H	Wichita State*.....W	89	58	7356
F3 A	at Illinois State*.....L	54	62	7310
F6 H	Evansville*.....L	62	65	8762
F10 H	Southern Ill.*.....W	72	68	7078
F13 A	at Bradley*.....W	61	48	10,847
F17 A	at Creighton*.....L	76	79	5337
F20 H	Indiana State*.....W	80	67	8953
F22 A	at Evansville*.....L	65	68	10,421

MVC Tournament, St. Louis

F27 N	Indiana State.....W	79	78	11,129
F28 N	Creighton.....L	70	78	11,393

NCAA Tournament, Charlotte, N.C.

M12 N	(18) Wisconsin.....W	43	32	15,007
M14 N	(20) Tennessee.....W	81	51	20,172

NCAA Tournament, East Rutherford, N.J.

M19 N	(1) Duke.....L	61	78	19,233
Total Points.....		2414	2173	



Barry
Hinson
1999-2008
9 seasons
169-117 (.591)



1999-2000 NIT Second Round (23-11)

1999-2000

23-11 (.676), 13-5 MVC (2nd)

Coach Barry Hinson

N8 H	Team Concept (ex).....W	99	65	6005
N16 H	Ural Great (ex).....W	74	65	6614
N20 H	New Orleans.....W	58	52	8455

Hawaii Pacific Classic, Honolulu, Hawaii

N26 N	Toledo.....W	68	59	1100
N27 N	Fresno State.....L	90	100	1150
N28 N	Wyoming.....W	83	75	1200

Pizza Hut Classic, Springfield

D3 H	Western Illinois.....W	71	49	7478
D4 H	Southern Methodist.....L	60	70	7623
D7 A	at Tulsa.....L	60	69	8355
D11 A	at Texas Christian.....W	69	60	4657
D18 H	Southern Illinois*.....W	80	73	8316
D22 A	at UMKC.....L	65	70	5016
D29 A	at Creighton*.....W	59	58	6786
J2 H	Saint Louis.....W	71	62	7484
J5 H	Northern Iowa*.....W	72	62	7787
J8 H	Texas Christian.....W	75	74	8266
J12 H	Wichita State*.....W	70	63	8224
J15 A	at Indiana State*.....L	60	62	6473
J19 H	Creighton*.....L	49	63	7955
J22 A	at Illinois State*.....L	61	72	7296
J26 H	Evansville*.....W	75	44	7631
J30 A	at Bradley*.....L	57	70	9877
F2 A	at Wichita State*.....L	69	72	7408
F6 H	Indiana State*.....W	64	48	7620
F10 H	Drake*.....W	61	51	7324
F12 A	at Northern Iowa*.....W	74	64	3125
F16 A	at Evansville*.....W	81	74	7214
F19 H	Bradley*.....W	69	61	8173
F23 A	at Drake*.....W	55	47	3232
F26 H	Illinois State.....W	70	60	9013
F28 A	at Southern Illinois*.....W	62	56	6038

MVC Tournament, St. Louis

M4 N	Drake.....W	62	50	11,207
M5 N	Southern Illinois.....W	67	56	11,688
M6 N	Creighton.....L	45	57	7130

National Invitation Tournament, campus sites

M16 H	Southern Methodist.....W	77	64	6064
M21 A	at Mississippi.....L	48	70	7707
Total Points.....		2257	2137	

2000-01

13-16 (.448), 8-10 MVC (t7th)

Coach Barry Hinson

N2 H	Yugoslavia (ex).....W	117	64	5343
N11 H	London Leopards (ex).....W	77	72	6112
N18 A	at New Orleans.....W	71	64	651

Pizza Hut Classic, Springfield

D1 H	North Texas.....W	81	64	7182
D2 H	Sam Houston State.....W	77	61	6554
D5 H	Tulsa.....L	55	61	8184

D9 A	at Evansville*.....L	61	71	7487
D16 A	at Southeast Mo. St.....L	71	73	4737
D20 H	UMKC.....W	70	58	5864
D23 A	at Saint Louis.....L	70	80	13,974
D28 H	Stetson University.....L	76	80	6796
D30 N	at Kansas.....L	43	77	15,500
J2 A	at Bradley*.....L	51	64	8182
J6 H	Southern Illinois*.....W	72	62	7105
J11 H	Illinois State*.....L	60	64	6302
J13 A	at Drake*.....L	62	73	3706
J17 H	Creighton*.....W	74	67	6612
J21 H	Bradley*.....W	63	47	7010
J24 A	at Illinois State*.....L	62	63	6447
J27 A	at Northern Iowa*.....W	64	53	2466
J31 A	at Indiana State*.....L	64	80	5622
F3 H	Wichita State*.....W	68	55	7741
F7 A	at Southern Illinois*.....L	65	68	4608
F10 H	Evansville*.....W	70	68	7963
F13 H	Northern Iowa*.....W	76	67	5991
F17 A	at Wichita State*.....L	48	59	7185
F21 H	Drake*.....L	61	73	3116
F24 H	Indiana State*.....W	69	64	7381
F26 A	at Creighton*.....L	48	72	8683

MVC Tournament, St. Louis

M2 N	Wichita State.....W	57	45	4316
M3 N	Creighton.....L	41	63	9729
Total Points.....		1850	1896	

2001-02

17-15 (.531), 11-7 MVC (4th)

Coach Barry Hinson

N5 H	Kilsyth Cobras (ex).....W	105	53	5266
N11 H	Makesure Sport (ex).....W	89	74	4878
N16 A	at North Texas.....L	77	79	1230
N24 H	Southeast Mo. St.....W	73	63	6374
N27 A	at UMKC.....L	63	69	3522
D1 H	New Orleans.....W	71	55	5779
D4 A	at Tulsa.....L	73	90	7886

Pizza Hut Classic, Springfield

D7 H	Southern (La.).....W	98	71	5585
D8 H	Texas-San Antonio.....L	71	72	5698

Las Vegas Classic First Round, Springfield

D17 H	Texas A&M.....W	76	65	5486
-------	-----------------	----	----	------

Las Vegas Classic, Las Vegas, Nev.

D20 N	Purdue.....L	83	84	550
D21 N	Illinois-Chicago.....L	80	86	320
D22 N	Richmond.....L	60	67	300
D30 A	at Evansville*.....W	93	82	6834
J2 H	Saint Louis.....W	53	50	5802
J5 H	Wichita State*.....W	82	61	6427
J7 A	at Southern Illinois*.....L	74	84	5202
J10 H	Bradley*.....L	60	64	5482
J13 H	Creighton*.....L	72	76	5805
J16 A	at Northern Iowa*.....W	80	78	2863
J19 A	at Illinois State*.....L	60	61	6569
J21 H	Evansville*.....W	76	55	5514
J27 A	at Indiana State*.....W	59	53	5118
J30 A	at Creighton*.....L	74	80	5289
F2 H	Illinois State*.....W	68	63	6210
F6 H	Drake*.....W	65	51	5321
F9 A	at Wichita State*.....L	63	71	9188
F13 H	Southern Illinois*.....W	78	71	6124
F16 H	Northern Iowa*.....W	68	62	6525
F20 A	at Bradley*.....W	51	49	8586
F23 A	at Drake*.....L	61	68	3825
F25 H	Indiana State*.....W	70	58	6450

MVC Tournament, St. Louis

M2 N	Wichita State.....W	72	59	10,151
M3 N	Southern Illinois.....L	63	86	10,722
Total Points.....		2267	2183	



2002-03

17-12 (.586), 12-6 MVC (t3rd)

Coach Barry Hinson

N5 H Northwest All-Stars (ex).....W	90	74	4287
N14 H Makesure Sport (ex).....W	88	73	4187
N22 H North Texas.....L	78	81	5612
N26 A at Saint Louis.....W	72	64 ot	8549
N30 A at Kent State.....L	84	88 ot	3192

Price Cutter Classic, Springfield

D6 H Samford.....W	80	49	5507
D7 H UW-Milwaukee.....L	77	86	5454

D14 H Tulsa.....L	46	62	6484
D18 H Arkansas State.....W	72	65 ot	5104
D21 A at Southeast Mo. St.....L	53	70	4892
D29 A at Illinois State*.....W	76	48	5042
J4 H Bradley*.....W	67	45	5292
J8 A at Drake*.....W	74	72 2ot	3607
J11 A at Wichita State*.....L	63	67	8488
J15 H Illinois State*.....W	60	46	5232
J18 H Evansville*.....W	70	51	5318
J22 H UMKC.....W	78	65	4546
J25 A at Northern Iowa*.....W	70	53	3227
J28 H Drake*.....W	65	45	6799
F1 A at Indiana State*.....W	48	44	4325
F3 A at Evansville*.....W	73	58	5789
F8 H Southern Illinois*.....L	75	76	9042
F12 A at (12) Creighton*.....L	67	70 ot	9083
F15 H Indiana State*.....W	65	51	7626
F19 A at Southern Illinois*.....L	69	74	5455
F22 A at Bradley*.....W	54	52	9541
F26 H (17) Creighton*.....L	58	63	8852
M1 H Wichita State*.....L	65	71	7927
M3 H Northern Iowa*.....W	52	51	5585

MVC Tournament, St. Louis

M8 N Evansville.....W	65	51	12,857
M9 N Southern Illinois.....L	55	64	15,703
Total Points.....	1931	1782	

2003-04

19-14 (.576), 9-9 MVC (5th)

Coach Barry Hinson

N6 H Athletes First (ex).....W	74	68	5250
N11 H Knox Raiders (ex).....W	76	70	4688

Guardians Classic, Springfield

N17 H Western Illinois.....W	82	71	5343
N18 H San Francisco.....W	63	42	5485

Guardians Classic, Kansas City, Mo.

N24 N South Carolina.....L	64	77	1451
N25 N San Francisco.....W	72	51	1247
N30 H Kent State.....L	63	64	6356

Price Cutter Classic, Springfield

D5 H Coppin State.....W	73	44	6006
D6 H Weber State.....W	79	74	5874

D9 A at San Diego.....L	66	80	914
D13 H Wichita State*.....L	63	81	6810
D17 A at UMKC.....W	80	77 2ot	2545
D20 H Saint Louis.....W	70	59	6388
D30 A at Creighton*.....L	54	59	14,183
J3 H San Diego.....W	73	62	6784
J7 A at Evansville*.....W	95	85 2ot	5171
J11 H Northern Iowa*.....W	62	60	5158
J15 H Indiana State*.....W	69	63	6242
J18 A at Illinois State*.....L	42	54	6585
J21 H Bradley*.....W	52	45	6058
J25 A at Drake*.....W	51	50	5817
J28 H Evansville*.....L	66	68	5959

J31 A at Indiana State*.....W	52	39	4912
F3 A at Southern Illinois*.....L	52	59	5531
F7 H Illinois State*.....W	69	57	6854
F11 A at Northern Iowa*.....L	59	64	2754
F14 H Southern Illinois*.....L	58	59	6493
F17 H Drake*.....W	68	59	5772
F21 A at Miami (Ohio).....L	66	75	3120
F25 A at Wichita State*.....L	66	77	9908
F28 H Creighton*.....W	70	46	7215
M1 A Bradley*.....L	72	79	8767

MVC Tournament, St. Louis

M6 N Creighton.....W	84	75	14,171
M7 N Southern Illinois.....W	80	74	13,287
M8 N Northern Iowa.....L	74	79 2ot	7971
Total Points.....	2209	2108	



2004-05 NIT Second Round (19-13)

2004-05

19-13 (.594), 10-8 MVC (5th)

Coach Barry Hinson

N6 H St. Gregory's (ex).....W	88	52	5496
N13 H Mo.-St. Louis (ex).....W	93	62	5582
N20 A at Detroit Mercy.....L	65	76	2082
N24 A at Northern Ill.....W	65	63	3618
N27 H Texas-Rio Grande Vall.....W	88	63	5652

Price Cutter Classic, Springfield

D3 H Youngstown State.....W	88	52	6147
D4 H Arkansas-Little Rock.....W	64	51	6186


D11 H Troy.....W	110	63	7015
D19 H Miami (Ohio).....W	69	63	6876
D23 A at Oklahoma.....L	53	61	11,656
D30 A at Illinois State*.....L	61	62	5965
J2 H Evansville*.....W	78	75	5933
J5 A at Bradley*.....L	70	81	8214
J8 H Wichita State*.....L	61	63	8680
J12 A at Northern Iowa*.....L	63	68	4416
J15 A at Southern Illinois*.....L	60	61	6826
J18 H Northern Iowa*.....L	53	62	6257
J22 A at Drake*.....W	87	76	5655
J26 H Southern Illinois*.....W	92	77	7133
J29 H Creighton*.....W	80	73	7977
F3 H Indiana State*.....W	58	34	6404
F5 A at Creighton*.....W	79	71	14,276
F9 H Bradley*.....W	80	66	6222
F12 H Drake*.....W	85	78	7154
F15 A at Indiana State*.....L	72	74 ot	3610
F19 H Oral Roberts.....L	66	86	6906
F23 A at Wichita State*.....L	61	72	10,478
F26 H Illinois State*.....W	77	66	7036
F28 A at Evansville*.....W	76	68	5328

MVC Tournament, St. Louis

M5 N Northern Iowa.....W	70	62	13,449
M6 N Southern Illinois.....W	65	61	14,069
M7 N Creighton.....L	57	75	8093

National Invitation Tournament, campus sites

M16 H Rice.....W	105	82	4559
M19 H Davidson.....L	71	82	5619
Total Points.....	2339	2167	



2005-06 NIT Quarterfinalists (22-9)

2005-06

22-9 (.710), 12-6 (t2nd)

Coach Barry Hinson

N5 H Lincoln (ex).....W	96	65	5841
N10 H Mo. Southern St. (ex).....W	116	66	5822
N19 H Northern Ill.....W	87	51	6822
N26 A at Arkansas St.....W	97	80	4272

Price Cutter Classic, Springfield

D2 H Georgia Southern.....W	101	55	6115
D3 H Tex. A&M-Corpus Christi.....W	95	75	6441

D7 A at Oral Roberts.....W	88	76	4671
D10 H Detroit Mercy.....W	85	71	7171
D15 A at Arkansas.....L	75	79	13,818
D22 H Arkansas State.....W	84	55	6671
D28 A at Creighton*.....L	56	78	13,898
D30 H Indiana State*.....W	97	78	7409
J1 A at Drake*.....W	85	79	3406
J5 A at Evansville*.....W	80	65	4927
J7 H Northern Iowa*.....L	62	72	8129
J11 H Illinois State*.....W	70	54	6140
J14 A at Wichita State*.....L	57	81	10,478
J19 H Southern Illinois*.....W	71	63	7252
J22 H Wichita State*.....L	62	68	7559
J25 A at Bradley*.....L	76	86	9053
J29 A at Indiana State*.....W	80	58	3751
F1 H Drake*.....W	84	59	6406
F4 H Bradley*.....W	70	62	7866
F7 A at Southern Illinois*.....L	64	66	6848
F11 A at Northern Iowa*.....W	66	63	10,053
F14 H Evansville*.....W	71	50	6858
F18 A at UW-Milwaukee.....W	72	63	6660
F22 A at Illinois State*.....W	72	61	4655
F25 H Creighton*.....W	60	54	9119

MVC Tournament, St. Louis

M3 N Northern Iowa.....L	42	57	14,533
--------------------------	----	----	--------

National Invitation Tournament, campus sites

M17 H Stanford.....W	76	67	5664
M20 H Houston.....W	60	59	5833
M22 A at Louisville.....L	56	74	14,658
Total Points.....	2301	2059	

2006-07

22-11 (.667), 12-6 MVC (t3rd)

Coach Barry Hinson

N1 H Truman State (ex).....W	75	59	5312
N6 H Upper Iowa (ex).....W	96	57	5015
N11 H Toledo.....W	79	66	6872

South Padre Island Invitational, Springfield

N19 H Delaware State.....W	77	54	6128
N21 H Lincoln.....W	88	56	5424

South Padre Island Invitational, Padre Island, Texas

N24 N (7) Wisconsin.....W	66	64	1300
N25 N Oklahoma St.....L	70	73 ot	1300

Price Cutter Classic, Springfield

N30 H Alabama State.....W	89	49	6458
D2 H Santa Clara.....W	78	51	6784

SEASON-BY-SEASON RESULTS



MOSTATEBASKETBALL

D6 H Wis.-Milwaukee.....	W	79	60	6257
D9 A at UNC-Wilmington.....	W	78	62	5217
D16 H Indiana State*.....	W	80	60	7690
D18 A at Saint Louis.....	L	50	51	10,448
D22 A at South Florida.....	W	81	69	2702
D30 A at Creighton*.....	L	74	77	15,684
J1 A at Bradley*.....	W	86	78	9050
J7 H Wichita State*.....	W	95	87	8973
J9 H Evansville*.....	W	106	54	7205
J13 A at Southern Illinois*.....	L	56	76	8747
J15 A at Illinois State*.....	W	75	66	4191
J18 H Northern Iowa*.....	L	65	75	8923
J21 A at Evansville*.....	L	56	63	4876
J24 H Creighton*.....	L	62	66	7642
J27 H Bradley*.....	W	85	70	8228
J31 A at Drake*.....	W	87	82	5694
F3 A at Indiana State*.....	W	71	42	4276
F6 H Illinois State*.....	W	73	61	6827
F10 A at Northern Iowa*.....	W	62	58	6616
F13 H (16) Southern Illinois*.....	L	47	51	8004
F17 H Winthrop.....	L	66	77	7419
F20 A at Wichita State*.....	W	71	65	10,478
F24 H Drake*.....	W	92	74	8916

MVC Tournament, St. Louis

M2 N Wichita State.....	W	67	64	16,651
M3 N Creighton.....	L	58	75	22,612

National Invitation Tournament, campus sites

M14 H San Diego State.....	L	70	74	4234
Total Points.....		2439	2150	

2007-08

17-16 (.515), 8-10 MVC (17th)

Coach Barry Hinson

N1 H Arkansas Tech (ex).....	W	91	67	5379
N5 H St. Gregory's (ex).....	W	92	46	4552
N10 A at Toledo.....	L	53	57	5202

Price Cutter Classic, Springfield

N16 H Harding.....	W	86	67	5880
N17 H UNC-Greensboro.....	W	79	52	5734

N21 H Saint Louis.....	W	60	56	6126
N25 A at Winthrop.....	W	73	69	2754
D3 A at Arkansas.....	L	51	70	15,088
D5 H UNC-Wilmington.....	W	73	66	5532
D15 A at Utah.....	L	54	66	8168

Toyota Vegas Classic, Springfield

D17 H Texas-Rio Grande Vall.	W	64	53	5286
D19 H Bethune-Cookman.....	W	63	49	5435

Toyota Vegas Classic, Las Vegas, Nev.

D22 N Alabama.....	L	73	81	1111
D23 N Purdue.....	L	70	72	1392
D30 A at Southern Illinois*.....	L	71	79	6077
J2 H Bradley*.....	W	91	80	5760
J5 H Creighton*.....	L	49	50	7204
J8 H Wichita State*.....	W	71	47	5992
J12 A at Drake*.....	L	54	65	7047
J15 H Indiana State*.....	W	65	44	6021
J20 A at Northern Iowa*.....	L	55	70	4952
J23 H Southern Illinois*.....	W	63	62	7008
J26 A at Evansville*.....	L	65	84	7875
J29 A at Wichita State*.....	L	62	70	10,478
F2 H Illinois State*.....	L	63	64	7003
F6 A at Bradley*.....	L	71	83	9577
F9 H Northern Iowa*.....	W	71	54	6405
F13 A at Illinois State*.....	L	57	69	5446
F16 H Evansville*.....	W	76	38	6475
F19 A Creighton*.....	L	67	88	15,194
F23 H Central Michigan.....	W	90	76	6491
F26 H (20) Drake*.....	W	86	83	7507

M1 H at Indiana State*.....	W	83	73	5048
<i>MVC Tournament, St. Louis</i>				
M6 N Evansville.....	W	69	46	7849
M7 N Illinois State.....	L	58	63	15,204
Total Points.....		2236	2146	



Cuonzo Martin
2008-11
3 seasons
61-41 (.598)

2008-09

11-20 (.355), 3-15 MVC (10th)

Coach Cuonzo Martin

N3 H Quincy (ex).....	W	79	44	4112
N10 H East Central (Okla.) (ex).....	W	103	73	4312
N14 A at Auburn.....	L	60	75	5189
N17 A at Central Michigan.....	W	60	57	1229
N22 H Arkansas.....	W	62	57	10,881
N28 H Utah.....	L	58	71	7742
D3 H Ark.-Little Rock.....	W	59	37	6336
D6 H Arkansas State.....	W	52	47	7246
D10 A at Tulsa.....	L	67	70	4898
D13 H Central Arkansas.....	W	63	46	7216

Basketball Travelers Tipoff Tourney, Springfield

D20 H Norfolk State.....	W	75	66	5831
D21 H UC Irvine.....	W	57	48	5596
D22 H Middle Tennessee St.....	L	51	63	5758
D28 H Illinois State*.....	L	69	72	7087
D31 A at Drake*.....	L	49	67	6018
J3 H Bradley*.....	L	57	63	7464
J7 A at Evansville*.....	L	61	66	5679
J10 A at Northern Iowa*.....	L	64	78	4063
J14 H Wichita State*.....	W	68	55	7589
J18 A at Illinois State*.....	L	56	68	9055
J21 H Drake*.....	W	65	44	6659
J25 H Northern Iowa*.....	L	69	78	7351
J28 A at Southern Illinois*.....	L	57	68	4871
F1 A at Creighton*.....	L	51	75	15,802
F4 H Evansville*.....	W	65	62	6531
F7 H Southern Illinois*.....	L	64	72	8003
F10 A at Wichita State*.....	L	61	62	10,214
F14 H Indiana State*.....	L	71	76	7286
F17 A at Bradley*.....	L	60	71	9259
F21 A at Tenn.-Martin.....	W	79	77	3231
F24 H Creighton*.....	L	59	65	6896
F28 A at Indiana State*.....	L	52	69	5389

MVC Tournament, St. Louis

M5 N vs. Wichita State.....	L	46	59	6534
Total Points.....		1887	1984	



2009-10 CIT Champions (24-12)

2009-10

24-12 (.667), 8-10 MVC (7th)

Coach Cuonzo Martin

N2 H Mo.-St. Louis (ex).....	W	86	48	3832
N10 H Henderson State (ex).....	W	79	52	3872
N16 H Auburn.....	W	73	62	7213

Hispanic College Fund Challenge, Springfield

N20 H MD. Eastern Shore.....	W	70	53	5134
N21 H Citadel.....	W	72	55	5234
N22 H Eastern Michigan.....	W	75	61	4491
N28 H Tulsa.....	W	83	75	7389
D2 A at Ark.-Little Rock.....	W	75	62	3460

Mountain West-Missouri Valley Challenge, campus sites

D5 H Air Force.....	W	58	48	7524
D9 H Tennessee Martin.....	W	79	51	5144
D12 A at Arkansas State.....	W	75	64	3162
D19 A at Saint Louis.....	W	73	63	8483
D22 A at Arkansas.....	L	62	66	14,194
D29 A at Evansville*.....	W	74	60	5510
J1 H Illinois State*.....	W	68	64	10,008
J3 A at Northern Iowa*.....	L	76	84	4666
J6 H Wichita State*.....	L	62	65	7135
J9 H Bradley*.....	W	88	69	9111
J12 A at Drake*.....	L	77	88	3258
J16 A at Bradley*.....	L	56	74	9628
J19 H Indiana State*.....	W	99	92	7343
J24 A at Creighton*.....	L	72	76	15,153
J27 H Evansville*.....	W	76	66	7430
J30 H (25) Northern Iowa*.....	L	54	55	9087
F3 A at Southern Illinois*.....	L	67	73	4289
F6 H Creighton*.....	W	70	52	9101
F10 H Southern Illinois*.....	W	77	72	7088
F14 A at Wichita State*.....	L	64	66	10,506
F17 A at Illinois State*.....	L	72	76	6039
F20 H Nevada.....	W	62	60	7805
F24 H Drake*.....	W	75	59	7951
F27 A at Indiana State*.....	L	72	75	10,200

MVC Tournament, St. Louis

M4 N Evansville.....	W	52	46	7490
M5 N Wichita State.....	L	63	73	10,182

Collegiate.com Postseason Tournament, campus sites

M17 H Middle Tennessee St.....	W	87	79	3023
M22 H Louisiana Tech.....	W	69	40	3015
M24 H Creighton.....	W	67	61	3112
M30 H Pacific.....	W	78	65	6205

Total Points..... 2572 2285



2010-11 NIT Second Round (26-9)

2010-11

26-9 (.743), 15-3 MVC (1st)

Coach Cuonzo Martin

O31 H Upper Iowa (ex).....	W	73	46	4466
N6 H Ark.-Fort Smith (ex).....	W	86	61	4535
N12 H Oral Roberts.....	W	78	61	7010

Dick's Sporting Goods NIT Season Tip-Off, Knoxville, Tenn.

N16 N vs. Arkansas State.....	W	80	71	16,783
N17 A at (23) Tennessee.....	L	56	60	16,001



N19 A at Tulsa	L	50	62	5268
<i>Dick's Sporting Goods NIT Season Tip-Off, Springfield</i>				
N22 H Pepperdine	W	80	60	5524
N23 H Pacific	W	60	49	5092
D1 H Arkansas-Little Rock	W	80	46	6932
D4 H Central Arkansas	W	101	61	7008
D11 A at Oklahoma State	L	70	84	10,401
D18 H Saint Louis	W	81	65	7896
D22 H Arkansas State	W	77	70	6015
D29 A at Northern Iowa*	W	58	57	4890
J1 H Illinois State*	W	82	71	7612
J4 A at Creighton*	W	67	55	14,920
J7 H Evansville*	W	65	50	9134
J9 A at Wichita State*	W	59	56	10,506
J12 H Southern Illinois*	W	64	51	8112
J16 A at Bradley*	W	78	67	8551
J19 A at Indiana State*	L	69	70	7230
J22 H Creighton*	W	67	66	10,655
J25 A at Drake*	W	73	70	4197
J30 H Northern Iowa*	L	59	60	9901
F2 A at Evansville*	L	65	77	3463
F5 H Indiana State*	W	73	66	8201
F9 H Bradley*	W	77	69	6649
F12 A at Illinois State*	W	68	59	5204
F15 H Drake*	W	60	51	7211
F19 A at Valparaiso	L	67	80	5328
F23 A at Southern Illinois*	W	76	58	3687
F26 H Wichita State*	W	69	64	11,077

MVC Tournament, St. Louis

M4 N vs. Southern Illinois	W	58	56	10,608
M5 N vs. Creighton	W	60	50	13,533
M6 N vs. Indiana State	L	56	60	10,171

National Invitation Tournament, campus sites

M15 H Murray State	W	89	76	5089
M21 A at Miami (Fla.)	L	72	81	1623
Total Points		2444	2209	



Paul Lusk
2011-18
7 seasons
106-121 (.467)

2011-12

16-16 (.500), 9-9 MVC (tie 3rd)

Coach Paul Lusk

O27 H Truman State (ex)	W	99	68	2241
O29 H William Jewell (ex)	W	90	49	3125
N5 A at Missouri Southern (ex)	W	84	48	2977
N11 A at Nevada	W	68	46	4285
N15 A at Arkansas State	W	77	46	2353
N19 H Emporia State	W	71	45	7089
N26 H Tulsa	W	69	64	7163
N30 A at Oral Roberts	L	63	68	3352
D3 A at New Mexico	L	60	76	14,077
D7 H Oklahoma State	L	67	72	8601
D10 A at Arkansas-Little Rock	W	68	60	2545

Continental Tire Las Vegas Classic, Springfield

D17 H Kennesaw State	W	78	55	5425
D19 H Tex. A&M-Corpus Christi	W	66	53	5002

Continental Tire Las Vegas Classic, Las Vegas

D22 N vs. West Virginia	L	68	70	1526
D23 N vs. St. Mary's	L	61	77	1526

D28 A at (19) Creighton*	W	77	65	17,665
D31 H Drake*	W	72	61	6801
J4 H Illinois State*	L	60	68	6124
J7 A at Indiana State*	W	69	63	5327
J10 H Southern Illinois*	W	77	65	6009
J13 A at Northern Iowa*	L	60	61	5038
J15 H Evansville*	L	82	87	7654
J18 H (18) Creighton*	L	65	66	9124
J21 A at Bradley*	W	51	48	8605
J25 A at Illinois State*	L	69	76	4311
J28 H Northern Iowa*	W	63	51	9376
F1 H Wichita State*	L	67	74	7666
F4 A at Drake*	W	57	39	4276
F8 A at Southern Illinois*	W	56	54	3137
F12 H Bradley*	W	64	53	6461
F15 A at (24) Wichita State*	L	58	73	10,506
F18 H Old Dominion	L	67	73	6344
F22 H Indiana State*	L	46	59	6911
F25 A at Evansville*	L	70	75	6421

MVC Tournament, St. Louis

M2 N vs. Evansville	L	64	72	14,412
Total Points		2110	2015	

2012-13

11-22 (.333), 7-11 MVC (tie 7th)

Coach Paul Lusk

O30 H Missouri Western (ex)	W	81	67	5031
N3 H McKendree (ex)	W	82	54	5341
N9 H Philander Smith	W	89	61	5888
N17 H (23) San Diego State	L	44	60	7272

Hoops for Hope Classic, Springfield

N19 H Jacksonville	L	58	64	5046
N21 H Malone	W	82	49	3712

Hoops for Hope Classic, Puerto Vallarta, Mexico

N24 N vs. South Carolina	L	67	74	303
N25 N vs. Southern Methodist	L	61	62	306
D1 A Oral Roberts	L	52	72	6475
D5 A at Tulsa	L	42	61	4105
D8 A at (22) Oklahoma State	L	42	62	8740
D15 H Valparaiso	L	54	62	5465
D18 A at Alabama A&M	L	47	59	290
D22 A at New Mexico State	L	51	71	4877
D30 H Southern Illinois*	W	70	59	7662
J2 A at Evansville*	L	59	62	3721
J5 A at Drake*	W	77	65	3804
J8 H Illinois State*	W	62	55	5134
J11 H (13) Creighton*	L	52	74	7895
J16 A at Indiana State*	L	60	68	5593
J19 A at Bradley*	L	66	69	7756
J23 H (20) Wichita State*	L	52	62	6448
J27 H Drake*	W	78	72	5824
J30 A at (21) Creighton*	L	77	91	16,811
F2 H Evansville*	W	62	61	6328
F5 A at Northern Iowa*	L	37	48	3573
F9 A at (22) Wichita State*	L	50	79	10,506
F12 H Indiana State*	W	67	65	5255
F16 A at Southern Illinois*	L	54	62	5476
F19 H Northern Iowa*	L	63	69	5704
F23 A at Eastern Michigan	W	57	54	676
F27 A at Illinois State*	L	50	86	5832
M2 H Bradley*	W	64	56	7099

MVC Tournament, St. Louis

M7 N vs. Southern Illinois	W	61	53	7537
M8 N vs. Wichita State	L	59	69	14,004
Total Points		1966	2136	



2013-14 CIT Qualifier (20-13)

2013-14

20-13 (.606), 9-9 MVC (tie 4th)

Coach Paul Lusk

O27 H McKendree (ex)	W	104	71	1905
O29 H Missouri Southern (ex)	W	93	80	2761
N8 A at Old Dominion	W	79	67	6780
N16 H Tulsa	W	96	93	6236
N20 H Grambling State	W	97	67	4216

Corpus Christi Challenge, Springfield

N24 H Hampton	W	81	67	3988
N26 H Liberty	W	54	52	3898

Corpus Christi Challenge, Corpus Christi, Texas

N29 N vs. Texas A&M	W	73	67	1,613
N30 N vs. Virginia	L	63	83	900
D4 H Cameron	W	81	57	3874
D13 A at Oral Roberts	W	70	67	4262
D17 A at (6) Louisville	L	60	90	21,335
D21 H Alabama A&M	W	68	47	4176
D29 H Southeast Mo. St.	W	81	78	3889
J2 H Illinois State*	W	79	70	4945
J5 A at Loyola Chicago*	L	57	89	1024
J8 A at Bradley*	W	68	65	5745
J11 H (6) Wichita State*	L	69	72	10,775
J15 A at Indiana State*	L	55	70	5895
J18 A at Northern Iowa*	L	89	94	5232
J21 H Evansville*	W	64	61	4752
J25 H Southern Illinois*	W	69	63	6206
J29 A at Drake*	L	74	84	3290
F1 H Bradley*	W	74	61	6174
F5 A at Evansville*	W	66	54	3463
F8 A at Southern Illinois*	L	54	72	6249
F12 H Drake*	W	69	63	5674
F15 H Northern Iowa*	L	58	60	6314
F18 A at Illinois State*	L	63	67	4682
F22 H Indiana State*	W	77	66	5207
F25 H Loyola Chicago*	W	72	56	5455
M1 A at (2) Wichita State*	L	45	68	10,506

MVC Tournament, St. Louis

M7 N vs. Illinois State	W	53	48	10,260
M8 N vs. (2) Wichita State	L	42	67	13,966

Collegians.com Postseason Tournament, campus sites

M19 H Murray State	L	63	66	2910
Total Points		2262	2251	

2014-15

11-20 (.355), 5-13 MVC (8th)

Coach Paul Lusk

N8 H Missouri Southern (ex.)	W	68	66	3327
N14 H Eastern Illinois	W	64	53	6004
N19 H Avila	W	87	39	5089
N22 A at Texas Tech	L	68	80	5107

Great Alaska Shootout, Anchorage, Alaska

N26 N vs. Colorado State	L	61	76	3233
N28 A at Alaska-Anchorage	W	55	51	2414
N29 N vs. Washington State	L	84	89	2543



D4 H Arkansas-Little Rock.....W	73	68	5207
D13 A at Southeast Mo. St.....W	73	61	3043
D15 A at Oral Roberts.....L	61	80	2567
D17 A at Tulsa.....L	70	74	4245
D20 H Eastern Michigan.....L	65	77	5013
D22 H Oral Roberts.....W	52	45	5327
D31 A at Southern Illinois*.....W	53	50	4760
J3 H Drake*.....W	62	37	5821
J7 A at Indiana State*.....L	56	71	3677
J11 H Illinois State*.....L	55	69	5224
J14 H Evansville*.....L	54	56	5097
J18 A at (23) Northern Iowa*.....L	46	60	4941
J21 H (14) Wichita State*.....L	53	76	8674
J24 A at Bradley*.....L	59	61	6059
J28 A at Illinois State*.....L	57	67	4177
J31 H Southern Illinois*.....W	52	46	6324
F4 H Loyola Chicago*.....L	50	53	3218
F7 A at (16) Wichita State*.....L	35	78	10,506
F10 A at Evansville*.....L	66	73	3502
F15 H (13) Northern Iowa*.....L	57	68	5452
F18 H Indiana State*.....W	60	56	3297
F22 A at Drake*.....L	43	78	3656
F25 H Bradley*.....W	80	77	3ot 4454
F28 A Loyola Chicago*.....L	51	65	1989

MVC Tournament, St. Louis

M5 N vs. Southern Illinois.....L	48	55	5608
Total Points	1850	1989	

2015-16

13-19 (.406), 8-10 MVC (tie 6th)

Coach Paul Lusk

N7 H William Jewell (ex.).....W	88	62	2859
N13 A Oral Roberts.....L	65	80	3243

Puerto Rico Tip-Off, San Juan, P.R.

N19 N vs. (22) Butler.....L	59	93	1601
N20 N vs. Minneosta.....L	69	74	1814
N22 N vs. Mississippi State.....L	70	84	1492
N27 H William Woods.....W	77	56	2937
D1 H Utah State.....L	68	69	3694
D5 A at Oklahoma State.....W	64	63	4651
D10 H UIPUJ.....W	88	74	4113
D13 H Tulsa.....L	61	70	4052
D16 H Oral Roberts.....W	85	66	4079
D19 A at Valparaiso.....L	45	74	3458
D22 H Southeast Missouri St.....L	74	78	4189
D30 A at Illinois State*.....L	61	74	5680
J6 H Evansville*.....L	59	76	4023
J2 H Northern Iowa*.....W	59	58	4297
J9 A at Loyola Chicago*.....W	56	54	1128
J13 H Wichita State*.....L	62	78	7684
J16 A at Bradley*.....W	61	42	6076
J20 A at Drake*.....W	79	70	2561
J24 H Southern Illinois*.....L	65	80	4835
J27 A at Indiana State*.....L	59	68	3501
J30 H Illinois State*.....W	84	81	ot 3546
F2 H Bradley*.....W	77	71	3723
F6 A at Evansville*.....L	64	83	4556
F10 A at Northern Iowa*.....L	69	83	4755
F13 H Indiana State*.....W	89	85	ot 4400
F18 A at Wichita State*.....L	68	99	10,506
F21 H Loyola Chicago*.....L	62	75	3385
F24 H Drake*.....W	61	52	3149
F27 A at Southern Illinois*.....L	68	78	6012

MVC Tournament, St. Louis

M3 N vs. Drake.....W	69	67	6929
M4 N vs. Evansville.....L	56	66	8468
Total Points	2153	2321	

2016-17

17-16 (.515), 7-11 MVC (tie 6th)

Coach Paul Lusk

N5 H Missouri Baptist (ex.).....W	93	72	2737
N11 H Alabama A&M.....W	96	62	3502
N13 H Jacksonville State.....W	91	65	3330
N17 H Fontbonne.....W	100	27	3121
N23 A at DePaul.....L	66	68	4387
N27 H North Dakota State.....W	65	50	3765
D3 A at Air Force.....L	70	83	1986
D7 A at Southeast Mo. St.....W	79	71	1556
D10 H Valparaiso.....L	81	84	6147
D14 H Oral Roberts.....W	86	76	3723

Continental Tire Las Vegas Classic, campus sites

D17 H Southeast Mo. St.....W	71	66	2384
D19 H Chicago State.....W	66	46	3146

Continental Tire Las Vegas Classic, Las Vegas

D22 N vs. (23) USC.....L	75	83	2154
D23 N vs. DePaul.....W	69	58	2270
D28 A at Northern Iowa*.....W	68	64	5448
D31 H Indiana State*.....W	81	75	ot 4400
J4 A at Illinois State*.....L	71	74	ot 4107
J7 H Southern Illinois*.....L	67	75	5892
J11 H Evansville*.....W	55	51	3235
J15 A at Loyola Chicago*.....L	71	77	1376
J18 A at Indiana State*.....W	73	68	3875
J21 H Bradley*.....W	76	62	4854
J24 H Drake*.....L	71	72	ot 4729
J28 A at Southern Illinois*.....L	84	85	ot 4518
J31 H Loyola Chicago*.....W	82	81	ot 4070
F4 A at Evansville*.....L	66	74	4467
F9 A at Wichita State*.....L	62	80	10,506
F12 H Northern Iowa*.....L	52	55	4165
F15 H Illinois State*.....L	66	67	3875
F18 A at Drake*.....W	76	73	2818
F22 A at Bradley*.....L	68	77	5474
F25 H (25) Wichita State*.....L	67	86	6823

MVC Tournament, St. Louis

M3 N vs. Northern Iowa.....W	70	64	9124
M4 N vs. (21) Wichita State.....L	63	78	12,124
Total Points	2403	2277	

2017-18

18-15 (.545), 7-11 MVC (tie 7th)

Coach Paul Lusk

O21 A at Kansas State (ex.).....L	62	78	2501
N1 H Southwest Baptist (ex.).....W	83	56	3926
N10 A at Western Kentucky.....W	85	80	5241
N15 H Southern University.....W	86	58	4876
N17 H North Dakota State.....L	54	57	4703

Gulf Coast Showcase, Estero, Fla.

N20 N vs. Georgia Southern.....L	73	74	823
N21 N vs. Manhattan.....W	69	65	841
N22 N vs. Florida Atlantic.....W	71	60	868
N24 H Evangel.....W	80	48	3485
N28 H Colorado State.....W	77	67	4895

Stanford Pentagon, Sioux Falls, S.D.

D2 N vs. South Dakota St.....W	73	53	2001
D4 A at North Dakota St.....W	71	58	1704
D8 H Hampton.....W	88	75	4612
D10 A at Oral Roberts.....L	66	73	2331
D19 H Wright State.....W	66	50	3123
D22 H Loyola Chicago*.....W	64	59	4583
D31 A at Valparaiso*.....W	67	50	2440
J4 H Northern Iowa*.....W	62	55	4934
J7 A at Illinois State*.....L	68	72	4344
J10 A at Evansville*.....L	55	64	3237

J14 H Indiana State*.....W	76	73	4137
J17 H Valparaiso*.....W	64	57	4876
J20 A at Drake*.....L	58	61	3647
J23 A at Bradley*.....L	52	72	5041
J27 H Southern Illinois*.....L	77	79	6724
J30 H Illinois State*.....L	60	76	4545
F3 A at Loyola Chicago*.....L	75	97	3592
F6 A at Indiana State*.....W	81	62	4040
F10 H Evansville*.....W	72	55	3358
F14 A at Southern Illinois*.....L	80	81	ot 4285
F18 H Drake*.....L	63	67	4859
F21 H Bradley*.....L	78	82	4054
F24 A at Northern Iowa*.....L	56	71	4834

MVC Tournament, St. Louis

M1 N vs. Valparaiso.....W	83	79	4852
M2 N vs. Southern Illinois.....L	63	67	7077

Total Points 2313 2197



Dana
Ford
2018-present
Fifth season
72-51 (.585)

2018-19

16-16 (.500), 10-8 MVC (tie 3rd)

Coach Dana Ford

O30 H Evangel (ex.).....W	77	28	3208
N6 H Oral Roberts.....W	84	50	5038
N9 H Robert Morris.....W	74	60	5038
N11 H Stetson.....W	83	70	3897

National Collegiate Basketball Hall of Fame Classic, KC

N19 N vs. (24) Nebraska.....L	62	85	6082
N20 N vs. USC.....L	80	99	6521

N24 A at Murray State.....L	66	77	2701
N28 A at Air Force.....L	69	88	1829
D1 A at Oregon State.....L	77	101	4369
D5 H Western Kentucky.....W	84	78	4893
D15 A at North Dakota St.....L	67	74	1942
D18 A at Arkansas State.....L	63	71	1409
D22 H Arkansas-Pine Bluff.....W	93	72	3826
D30 H William Woods.....W	110	56	3714
J2 A at Southern Illinois*.....L	70	75	4167
J5 H Valparaiso*.....L	66	82	4179
J8 A at Indiana State*.....W	72	57	3420
J12 A at Bradley*.....W	69	64	5009
J16 H Evansville*.....L	64	70	4923
J20 A at Drake*.....L	63	74	3124
J23 H Loyola Chicago*.....W	70	35	4863
J26 H Bradley*.....W	55	37	5215
J29 A at Valparaiso*.....W	55	54	ot 1333
F2 A at Northern Iowa*.....L	59	64	3882
F6 H Southern Illinois*.....W	65	59	5311
F10 H Illinois State*.....W	66	65	6507
F13 A at Evansville*.....W	68	56	5289
F17 A at Loyola Chicago*.....W	65	61	4722
F20 H Northern Iowa*.....L	43	63	6751
F23 H Indiana State*.....W	67	61	5788
F27 A at Illinois State*.....L	57	65	4468
M2 H Drake*.....L	62	73	7894

MVC Tournament, St. Louis

M8 N vs. Bradley.....L	58	61	6774
------------------------	----	----	------


2019-20
16-17 (.485), 9-9 MVC (tie 6th)
Coach Dana Ford

O30 H	Washington Univ. (ex.).....W	76	59	2247
N5 H	Little Rock.....L	66	67	5002
N10 H	Alabama State.....W	59	50	3639
N12 H	Cleveland State.....W	73	53	3800
N15 A	at (21) Xavier.....L	56	59	10,463

Charleston Classic, Charleston, S.C.

N21 N	vs. Miami (Fla.).....L	70	74	2914
N22 N	vs. St. Joseph's.....W	71	69	3245
N24 N	vs. Buffalo.....L	74	75	3122
N29 A	at LSU.....L	58	73	9892
D3 H	Murray State.....W	71	69	3817
D6 H	Mississippi Valley State.....W	86	62	3552
D11 H	Arkansas State.....W	75	53	3891
D15 A	at VCU.....L	51	61	7637
D21 A	at Oral Roberts.....L	72	82	2490
D31 H	Evansville*.....W	65	52	4206
J4 A	at Loyola Chicago*.....L	58	62	2795
J7 A	at Illinois State*.....W	67	63	3656
J11 H	Northern Iowa*.....L	57	80	3520
J15 H	Bradley*.....L	78	91	4583
J18 A	at Evansville*.....W	68	58	4591
J23 H	Valparaiso*.....W	67	60	4536
J26 A	at Drake*.....L	69	71	3593
J29 A	at Northern Iowa*.....L	66	95	4076
F1 H	Indiana State*.....L	68	78	4284
F5 H	Illinois State*.....W	80	60	2991
F8 A	at Southern Illinois*.....L	66	68	6528
F12 H	Drake*.....W	97	62	3185
F16 A	at Indiana State*.....W	71	58	3988
F19 A	at Bradley*.....L	79	83 ot	5708
F22 H	Loyola Chicago*.....W	74	62	4251
F25 A	at Valparaiso*.....L	74	89	2476
F29 H	Southern Illinois*.....W	84	59	3887

MVC Tournament, St. Louis


M6 N	vs. Indiana State.....W	78	51	6521
M7 N	vs. Valparaiso.....L	82	89	8145

2020-21
17-7 (.708), 12-6 MVC (3rd)
Coach Dana Ford

D16 H	William Jewell.....W	73	64	1279
D19 H	Northwestern State.....W	94	67	1064
D21 H	Little Rock.....W	85	77	1201
D27 A	at Northern Iowa*.....W	79	59	668
D28 A	at Northern Iowa*.....L	75	85	678
J2 H	Indiana State*.....W	84	74	1139
J3 H	Indiana State*.....W	70	66	1101
J9 A	at Valparaiso*.....W	81	68	76
J10 A	at Valparaiso*.....W	78	68	80
J17 H	Missouri S&T.....W	94	49	592
J26 H	Drake*.....L	61	68	1989
J27 H	Drake*.....L	73	78	1744
J30 H	Loyola Chicago*.....L	46	72	1505
F1 H	Loyola Chicago*.....L	50	70	1122
F6 A	at Illinois State*.....W	74	67	50
F7 A	at Illinois State*.....W	72	62	50
F10 H	Southern Illinois*.....W	65	53	917
F13 H	Bradley*.....W	80	58	1372
F14 H	Bradley*.....W	72	57	801
F17 A	at Southern Illinois*.....W	68	53	50
F28 A	at Evansville*.....W	90	81	50
F28 A	at Evansville*.....L	63	72	490

MVC Tournament, St. Louis

M5 N	vs. Valparaiso.....W	66	55	873
M6 N	vs. Drake.....L	69	71	1178


Art Hains
2021-22
23-11 (.676), 13-5 MVC (tie 2nd)
Coach Dana Ford

N9 H	Southeast Missouri.....L	94	99	4,190
N13 H	Alabama State.....W	78	60	3,922
N17 A	at Sam Houston.....W	77	55	741

Naples (Fla.) Invitational

N22 N	vs. Long Beach State.....W	92	66	378
N23 N	vs. ETSU.....L	76	77	317
N24 N	vs. George Washington...W	72	54	137
D1 A	at Illinois State*.....L	74	79 ot	2,902
D4 H	(12) Brigham Young.....L	68	74	7,006
D8 A	at Little Rock.....W	81	55	1,057
D11 H	Oral Roberts.....W	69	60	4,002
D15 H	South Dakota State.....W	75	63	3,027
D18 H	Central Arkansas.....W	106	70	2,561
D22 A	at Saint Mary's.....L	58	75	2,716
D30 H	Evangel.....W	103	56	1,721
J2 H	Drake*.....W	61	56	3,242
J5 A	at Bradley*.....W	71	69	3,756
F8 H	Northern Iowa*.....L	84	85	3,352
J12 H	Southern Illinois*.....W	81	76	3,886
J15 A	at Valparaiso*.....W	74	57	1,621
J19 H	Illinois State*.....W	88	63	3,362
J22 A	at (22) Loyola Chicago*...W	79	69	4,105
J25 A	at Indiana State*.....L	72	76	3,011
J29 H	Evansville*.....W	72	58	3,894
F1 A	at Southern Illinois*.....W	69	54	3,630
F6 H	Loyola Chicago*.....L	62	71	6,117
F9 A	at Drake*.....W	66	62	3,305
F12 H	Valparaiso*.....W	84	66	4,314
F15 H	Indiana State*.....W	79	70	3,522
F20 A	at Northern Iowa*.....L	75	95	3,353
F23 H	Bradley*.....W	83	67	1,831
F26 A	at Evansville*.....W	88	79	3,696

MVC Tournament, St. Louis

M4 N	vs. Valparaiso.....W	67	58	5,503
M5 N	vs. Drake.....L	78	79 ot	6,371

National Invitation Tournament, campus sites

M15 A	at Oklahoma.....L	72	89	3,349
-------	-------------------	----	----	-------

Welcome to The Valley!

The 2022-23 season marks the inaugural season in the Missouri Valley Conference for three new league members: Belmont University, Murray State University and the University of Illinois at Chicago.

Missouri State has a history with UIC, playing alongside the Flames in the Mid-Continent Conference from the 1983-84 season until the Bears departed the AMCU for the MVC after the 1989-90 campaign. MSU is 13-4 all-time against UIC.

The Bears also have a rather extensive history with Murray State, even though the teams have never been members of the same conference until now. The clubs first met in the NAIA National Tournament in 1943, then again in the 1952 national championship game in Kansas City. The teams have also played head-to-head in the NIT (2011) and CIT (2014) postseason tournaments and two regular-season contests in 2018 and 2019. The all-time series is tied, 3-3.

MSU has never played Belmont in men's basketball with the Jan. 7, 2023 matchup in Nashville scheduled to be the first-ever meeting between the squads.





ALL-TIME RECORD VS. ALL SCHOOLS

MVC SCHOOLS

MSU Record

Belmont University, Nashville, Tenn.	0-0
Bradley University, Peoria, Ill.	43-25
Drake University, Des Moines, Iowa	46-22
Evansville (Ind.), University of	41-36
Illinois, University of-Chicago	13-4
Illinois State University, Normal	35-45
Indiana State University, Terre Haute	52-27
Murray (Ky.) State University	3-3
Northern Iowa, University of, Cedar Falls	45-39
Southern Illinois University, Carbondale	43-50
Valparaiso (Ind.) University	25-10

MISSOURI SCHOOLS

MSU Record

Avila University, Kansas City	1-0
Baptist Bible College, Springfield	1-0
Central Methodist College, Fayette	11-6
Central Missouri, Univ. of, Warrensburg	64-69
Central Wesleyan College, Warrenton	4-0
Culver-Stockton College, Canton	5-1
Drury University, Springfield	18-17
Evangel University, Springfield	5-0
Fontbonne University, St. Louis	1-0
Lincoln University, Jefferson City	22-16
Marionville College, Marionville	4-3
Mexico University	1-0
Missouri Univ. of Science & Tech., Rolla	116-24
Missouri, University of, Columbia	2-2
Missouri, University of, Kansas City	13-3
Missouri, University of, St. Louis	8-5
Missouri Southern State University, Joplin	2-0
Missouri Valley College, Marshall	12-0
Missouri Wesleyan College, Cameron	10-0
Morrisville College, Morrisville	1-0
Northwest Missouri State University, Maryville	81-54
Ozark Wesleyan College, Carthage	2-0
Rockhurst University, Kansas City	14-1
Saint Louis University, St. Louis	17-7
Southeast Missouri State U., Cape Girardeau	92-56
Southwest Baptist University, Bolivar	10-1
Tarkio College, Tarkio	3-4
Truman State University, Kirksville	83-44
Washington University, St. Louis	2-2
Westminster College, Fulton	2-0
William Jewell College, Liberty	17-4
William Woods University, Fulton	2-0

OTHER SCHOOLS

MSU Record

Abilene Christian University, Abilene, Texas	2-1
Adams State College, Alamosa, Colo.	1-0
Alabama State University, Montgomery	5-0
Alabama, University of-Birmingham	0-1
Alabama, University of, Tuscaloosa	0-1
Alabama A&M University, Huntsville	2-1
Alaska, University of-Anchorage	1-3
Albany (Ga.) State College	1-0
Alcorn State University, Lorman, Miss.	1-0
Arkansas College, Batesville	2-1
Arkansas State University, Jonesboro	23-10
Arkansas Tech University, Russellville	6-2
Arkansas, University of, Fayetteville	6-18
Arkansas, University of-Pine Bluff	3-0
Ashland (Ohio) College	1-0
Auburn University, Auburn, Ala.	1-1
Augustana College, Rock Island, Ill.	1-0
Austin College, Sherman, Texas	1-0
Austin Peay State Univ., Clarksville, Tenn.	2-1
Baker University, Baldwin City, Kan.	3-1
Baylor University, Waco, Texas	0-2
Bellarmine College, Louisville, Ky.	1-0
Beloit (Wisc.) College	0-1
Benedictine College, Atchison, Kan.	5-1
Bethany College, Lindsborg, Kan.	2-0
Bethel College, North Newton, Kan.	1-0
Bethune-Cookman College, Daytona Beach, Fla.	2-0
Bowling Green (Ohio) State University	2-0
Brandeis University, Waltham, Mass.	1-0
Brigham Young University, Provo, Utah	1-2
Buffalo, State University of N.Y. at	0-1
Butler University, Indianapolis, Ind.	1-3
California, University of at Irvine	1-0

California Poly State U.-San Luis Obispo	0-1
California State University-Bakersfield	1-1
California State University-Chico	0-1
California State University-Dominguez Hills	0-1
California State University-Hayward	1-0
California State University-Los Angeles	1-1
California State University-Northridge	1-0
California State University-Sacramento	1-0
California State University-Sonoma	1-0
Cameron University, Lawton, Okla.	1-0
Centenary College, Shreveport, La.	6-0
Central Arkansas, University of, Conway	11-2
Central Michigan University, Mt. Pleasant	2-0
Central Oklahoma, University of, Edmond	11-3
Central Washington University, Ellensburg	1-0
Chadron (Neb.) State College	1-0
Chaminade University, Honolulu, Hawaii	1-0
Cheyney (Pa.) State College	0-1
Chicago (Ill.) State University	2-1
Cincinnati (Ohio), University of	0-1
The Citadel, Charleston, S.C.	1-0
Clemson (S.C.) University	1-1
Cleveland (Ohio) State University	9-9
Colorado, University of, Boulder	0-2
Colorado State University, Fort Collins	2-1
Columbus (Ga.) College	1-0
Coppin State University, Baltimore, Md.	3-0
Cornell College, Mt. Vernon, Iowa	1-0
Creighton University, Omaha, Neb.	28-33
Dana College, Blair, Neb.	1-0
Davidson (N.C.) College	0-1
Delaware State University, Dover	1-0
Delta State University, Cleveland, Miss.	1-1
DePaul University, Chicago	1-1
DePauw University, Greencastle, Ind.	1-0
Detroit Mercy, University of, Detroit, Mich.	1-1
Duke University, Durham, N. C.	0-1
Duquesne University, Pittsburgh, Pa.	1-0
East Carolina University, Greenville, N. C.	1-1
East Central University, Ada, Okla.	3-3
East Tennessee State Univ., Johnson City	2-2
Eastern Illinois University, Charleston	20-8
Eastern Michigan University, Ypsilanti	2-1
Eastern New Mexico University, Portales	1-1
Emporia (Kan.), College of	1-1
Emporia (Kan.) State University	12-5
Florida, University of, Gainesville	0-1
Florida A&M University, Tallahassee	1-0
Florida Atlantic University, Boca Raton	1-0
Florida State University, Tallahassee	1-0
Fordham University, Bronx, N. Y.	2-0
Fresno (Calif.) State University	1-1
Friends University, Wichita, Kan.	2-0
Gannon University, Erie, Pa.	0-1
George Washington University, Washington, D.C.	1-0
Georgia Southern University, Statesboro	1-1
Gonzaga University, Spokane, Wash.	1-0
Grambling (La.) State University	2-0
Grand Canyon College, Phoenix, Ariz.	2-0
Greenville (Ill.) College	1-0
Gustavus Adolphus College, St. Peter, Minn.	1-0
Hamline University, St. Paul, Minn.	3-2
Hampton University, Hampton, Va.	2-0
Hardin-Simmons University, Abilene, Texas	1-0
Harding University, Searcy, Ark.	1-0
Hastings (Neb.) College	1-0
Hawaii, University of, Honolulu	0-1
Henderson State University, Arkadelphia, Ark.	1-1
Hope College, Holland, Mich.	1-0
Houston Baptist University, Houston, Texas	1-0
Houston (Texas), University of	3-0
Howard Payne University, Brownwood, Texas	1-0
Humboldt State University, Arcata, Calif.	1-0
Huntington (Ind.) College	1-0
Idaho, University of, Moscow	2-1
Indiana University, Bloomington	0-1
Indiana Univ.-Purdue University, Indianapolis	1-0
Indiana Univ.-Purdue University, Ft. Wayne	0-0
Iowa Wesleyan College, Mt. Pleasant	1-0
Jackson (Miss.) State University	2-0
Jacksonville (Fla.) University	0-1
Jacksonville (Ala.) State University	1-1



Adam Leonard

Kansas State University, Manhattan	3-0
Kansas, University of, Lawrence	0-3
Kansas Wesleyan College, Salina	1-0
Kennesaw (Ga.) State University	1-0
Kent (Ohio) State University	0-2
Kentucky Wesleyan College, Owensboro	8-8
La Salle University, Philadelphia, Pa.	0-2
Lewis & Clark College, Portland, Ore.	1-0
Liberty University, Lynchburg, Va.	1-0
Little Rock (Ark.), College of	2-0
Little Rock, University of Arkansas at	9-1
Long Beach (Calif.) State University	3-0
Louisiana State University, Baton Rouge	0-1
Louisiana Tech University, Ruston	2-0
Louisiana, University of, Lafayette	1-2
Louisiana, University of, Monroe	2-0
Louisville (Ky.), University of	0-2
Loyola University, Chicago, Ill.	8-11
Loyola Marymount Univ., Los Angeles, Calif.	0-1
Malone University, Canton, Ohio	1-0
Manhattan College, Bronx, N.Y.	1-0
Marquette University, Milwaukee, Wis.	1-0
Maryland Eastern Shore, Univ. of, Princess Anne	1-0
McKendree College, Lebanon, Ill.	7-2
McNeese State University, Lake Charles, La.	1-0
McPherson (Kan.) College	1-0
Miami University, Oxford, Ohio	1-2
Miami, University of, Coral Gables, Fla.	0-2
Michigan State University, East Lansing	0-1
Middle Tennessee St. Univ., Murfreesboro, Tenn.	1-1
Millikin University, Decatur, Ill.	1-0
Minnesota, University of-Duluth	1-0
Minnesota, University of-Twin Cities	0-1
Mississippi State University, Starkville	0-2
Mississippi, University of, Oxford	0-1
Mississippi Valley State University, Itta Bena	3-2
Montclair (N.J.) State College	1-0
Morehead (Ky.) State University	1-0
Morgan State University, Baltimore, Md.	2-1
Morningside College, Sioux City, Iowa	2-0
Nebraska, University of, Kearney	2-0
Nebraska, University of, Lincoln	0-2
Nebraska Wesleyan College, Lincoln	3-0
Nevada, University of, Reno	2-0
Nevada, University of-Las Vegas	0-1
New Haven, University of, West Haven, Conn.	1-0
New Mexico, University of, Albuquerque	0-2



New Mexico State University, Las Cruces	1-1
New Mexico Tech, Socorro	0-1
New Orleans (La.), University of	4-0
Nicholls State University, Thibodaux, La.	1-2
Norfolk (Va.) State University	2-0
North Alabama, University of, Florence	1-0
North Carolina State University, Raleigh	0-1
North Carolina, University of, Chapel Hill	0-1
North Carolina, University of, Charlotte	0-1
North Carolina, University of, Greensboro	1-0
North Carolina, University of, Wilmington	4-0
North Carolina A&T State Univ., Greensboro	0-1
North Dakota, University of, Grand Forks	3-2
North Dakota State University, Fargo	2-2
North Texas, University of, Denton	1-2
Northeastern Oklahoma A&M, Miami	11-0
Northeastern State (Okla.) U., Tahlequah	5-2
Northern Arizona University, Flagstaff	2-0
Northern Illinois University, DeKalb	2-0
Northern Michigan University, Marquette	1-0
Northwestern Oklahoma State Univ., Alva	4-0
Northwestern State U., Natchitoches, La.	3-0
Oakland (Ind.) City College	1-0
Oklahoma Baptist University, Shawnee	5-0
Oklahoma Christian College, Oklahoma City	2-0
Oklahoma City (Okla.) University	2-1
Oklahoma State University, Stillwater	1-8
Oklahoma, University of, Norman	0-4
Old Dominion University, Norfolk, Va.	1-1
Oral Roberts University, Tulsa, Okla.	10-9
Oregon State University, Corvallis	1-2
Ottawa (Kan.) University	3-0
Ozarks, University of the, Clarksville, Ark.	1-0
Pacific, University of, Stockton, Calif.	2-0
Panhandle State University, Goodwell, Okla.	3-0
Pennsylvania, University of, Philadelphia	0-0
Pepperdine University, Malibu, Calif.	3-3
Peru (Neb.) State College	2-0
Philander Smith College, Little Rock, Ark.	1-0
Phillips University, Enid, Okla.	3-0
Pittsburg (Kan.) State University	53-27
Pittsburgh (Pa.), University of	1-0
Portland (Ore.), University of	3-1
Prairie View (Texas) A&M University	5-3
Puget Sound, University of, Tacoma, Wash.	1-1
Purdue University, Lafayette, Ind.	0-4
Regis College, Denver, Colo.	1-1
Rice University, Houston, Texas	1-0



Jackie Crawford



Gaige Prim

Richmond (Va.), University of	0-1
Robert Morris University, Moon, Pa.	1-0
Rollins College, Winter Park, Fla.	0-1
St. Joseph's College, Rensselaer, Ind.	1-0
St. Joseph's University, Philadelphia, Pa.	2-0
St. Leo (Fla.) University	0-1
St. Mary's College, Moraga, Calif.	2-0
St. Michael's College, Colchester, Vt.	1-0
St. Olaf College, Northfield, Minn.	1-0
Sam Houston State Univ., Huntsville, Texas	2-0
Samford University, Birmingham, Ala.	1-0
San Diego (Calif.), University of	2-1
San Diego (Calif.) State University	2-3
San Francisco (Calif.), University of	4-0
Santa Clara (Calif.) University	1-1
Seton Hall University, South Orange, N.J.	0-1
Shurtleff College, Alton, Ill.	2-1
Simpson College, Indianola, Iowa	2-0
South Carolina, University of, Columbia	0-2
South Dakota, University of, Vermillion	0-1
South Dakota State University, Brookings	4-3
South Florida, University of, Tampa	1-0
Southeastern Louisiana University, Hammond	2-0
Southeastern Oklahoma State Univ., Durant	3-1
Southern University, Baton Rouge, La.	3-1
Southern California, University of, Los Angeles	0-2
Southern Colorado, University of, Pueblo	2-0
Southern Indiana, University of, Evansville	1-0
Southern Methodist Univ., Dallas, Texas	1-3
Southern Mississippi, Univ. of, Hattiesburg	1-2
Southern Utah University, Cedar City	2-0
Southwestern College, Winfield, Kan.	4-3
Southwestern Oklahoma State U., Weatherford	0-1
Spring Hill College, Mobile, Ala.	1-0
Stanford University, Palo Alto, Calif.	1-1
Stephen F. Austin St. U., Nacogdoches, Texas	1-0
Stetson University, Deland, Fla.	2-1
Steubenville (Ohio), University of	0-1
Tennessee State University, Nashville	4-3
Tennessee, University of, Martin	3-0
Tennessee, University of, Knoxville	1-1
Texas A&M University, College Station	2-0
Texas A&M University-Commerce	4-3
Texas A&M University-Corpus Christi	2-0
Texas Christian University, Fort Worth	2-2
Texas Southern University, Houston	2-1
Texas State University, San Marcos	2-0
Texas Tech University, Lubbock	0-4

Texas, University of, Austin	0-1
Texas, University of-Arlington	5-5
Texas, University of-El Paso	2-2
Texas, University of-Pan American, Edinburg	3-0
Texas, University of-San Antonio	1-1
Texas Wesleyan University, Fort Worth	1-0
Toledo (Ohio), University of	2-1
Towson (Md.) University	1-0
Trinity University, San Antonio, Texas	2-2
Troy (Ala.) University	2-0
Tulsa (Okla.), University of	21-20
Upper Iowa University, Fayette	1-0
U.S. Air Force Acad., Colorado Springs, Colo.	1-2
Utah, University of, Salt Lake City	0-2
Utah State University, Ogden	0-1
Valdosta (Ga.) State College	1-0
Virginia, University of, Charlottesville	0-1
Virginia Commonwealth Univ., Richmond	0-1
Washburn University, Topeka, Kan.	12-4
Washington, University of, Seattle	1-0
Washington State University, Pullman	0-1
Wayland Baptist College, Plainview, Texas	4-0
Wayne (Neb.) State College	1-0
Weber State University, Ogden, Utah	1-0
West Texas A&M University, Canyon	1-2
West Virginia, University of, Morgantown	0-1
Western Illinois University, Macomb	14-8
Western Kentucky University, Bowling Green	2-0
Wheaton (Ill.) College	0-1
Whittier (Calif.) College	0-1
Wichita (Kan.) State University	30-42
Winston-Salem (N.C.) State University	0-1
Winthrop University, Rock Hill, S.C.	1-1
Wisconsin, University of-Eau Claire	1-0
Wisconsin, University of-Green Bay	18-2
Wisconsin, University of, Madison	2-0
Wisconsin, University of, Milwaukee	2-1
Wisconsin, University of-Superior	1-0
Wright State, Ohio	1-0
Wyoming, University of, Laramie	3-1
Xavier University, Cincinnati, Ohio	0-1
Youngstown (Ohio) State University	1-1


MISC. CLUBS & HIGH SCHOOLS		MSU Record
Acorn Athletic Club		4-0
Atchison (Kan.) All-Stars		1-0
Billings (Mo.) High School		2-0
Bolivar (Mo.) High School		1-0
Camp Crowder, Mo.		1-1
Camp Pike, Mo.		1-0
Everton (Mo.) High School		1-0
Fort Leonard Wood, Mo.		5-0
Grant Street Baptist, Springfield, Mo.		2-0
Guemala All-Stars		1-0
Kansas City (Mo.) Chiropractic		1-0
Kansas City (Mo.) Club		1-0
Kansas City (Mo.) Laundry		1-0
Laemmle All-Stars		0-1
Lamar (Mo.) High School		1-1
Nevada (Mo.) High School		0-1
O'Reilly Hospital, Springfield, Mo.		1-0
Ozark (Mo.) High School		1-0
Pierce City (Mo.) Club		2-0
Powell Sports		2-0
Quantic (Va.) Marines		0-1
Republic (Mo.) High School		1-0
San Diego (Calif.) Marines		1-0
Springfield (Mo.) Business College		1-0
Springfield (Mo.) High School		7-0
Springfield (Mo.) YMCA		3-2
Tulsa (Okla.) Oilers		0-1
Walnut Grove (Mo.) High School		1-0






Missouri State Division I Record Breakdown

Year	Overall	Conf	Non-Con	Home	Away	Neut	OT	1-pt	Nov	Dec	Jan	Feb	Mar	Sun	Mon	Tue	Wed	Thu	Fri	Sat	Conf. NIT/CIT Trny	NCAA
1982-83	13-15	6-3	7-12	9-4	4-11	0-0	1-0	0-3	1-0	2-5	6-4	4-4	0-2	0-0	4-6	0-0	2-2	2-1	0-0	5-6	---	---
1983-84	18-10	9-5	9-5	15-2	3-8	0-0	2-1	2-1	1-0	3-2	4-5	7-2	3-1	0-0	6-3	1-0	1-0	1-4	1-0	8-3	1-1	---
1984-85	17-13	8-6	9-7	13-2	4-10	0-1	1-1	0-0	1-0	3-5	3-5	8-1	0-1	0-1	7-4	0-0	2-0	2-1	1-1	5-6	2-1	---
1985-86	24-8	10-4	14-4	15-3	8-5	1-0	0-0	0-4	2-0	6-2	5-3	7-1	4-2	0-1	8-2	0-0	3-0	3-1	0-2	10-2	1-1	2-1
1986-87	28-6	13-1	15-5	18-1	7-3	3-2	2-1	2-0	2-1	6-3	8-1	8-0	4-1	1-1	7-0	1-1	4-0	2-0	2-1	11-3	3-0	1-1
1987-88	22-7	12-2	10-5	14-1	7-4	1-2	1-1	0-0	1-1	6-3	7-1	7-1	1-1	0-2	8-2	2-0	0-0	2-0	0-1	10-2	0-0	0-1
1988-89	21-10	10-2	11-8	14-4	6-4	1-2	0-0	0-0	1-1	5-4	7-1	5-3	3-1	0-0	5-1	3-2	1-0	1-2	1-3	10-2	2-0	0-1
1989-90	22-7	11-1	11-6	13-1	8-4	1-2	2-0	0-0	1-1	6-2	6-2	8-0	1-2	0-0	5-1	0-2	2-1	2-1	1-1	12-1	0-1	0-1
1990-91	22-12	11-5	11-7	13-3	5-8	4-1	3-1	0-0	2-1	7-3	6-3	4-3	3-2	1-3	1-2	2-2	4-1	3-0	3-0	8-5	2-1	1-1
1991-92	23-8	13-5	10-3	14-1	6-6	3-1	2-0	0-2	2-0	4-3	5-3	9-0	3-2	1-0	2-2	3-1	3-0	3-0	1-1	10-4	3-0	0-1
1992-93	20-11	11-7	9-4	14-2	5-8	1-1	0-1	0-1	0-0	5-2	4-5	7-2	4-2	0-1	5-1	3-1	0-4	2-1	1-0	9-3	1-1	2-1
1993-94	12-15	7-11	5-4	9-5	3-9	0-1	0-0	1-0	2-0	3-2	2-7	5-5	0-1	1-0	1-2	3-0	0-5	1-0	1-0	5-8	0-1	---
1994-95	16-11	9-9	7-2	11-4	5-6	0-1	0-0	0-0	2-0	5-0	3-6	6-4	0-1	0-0	1-1	2-2	2-2	2-1	1-0	8-5	0-1	---
1995-96	16-12	11-7	5-5	9-5	6-6	1-1	1-3	0-0	1-1	4-3	4-5	6-2	1-1	1-1	1-2	2-1	2-2	1-1	1-0	8-5	1-1	---
1996-97	24-9	12-6	12-3	13-1	7-6	4-2	2-0	0-0	2-0	8-0	5-5	7-2	2-2	4-0	6-2	3-0	1-3	2-1	1-0	7-3	2-1	0-1
1997-98	16-16	11-7	5-9	9-4	4-7	3-5	0-2	0-1	1-3	3-4	5-5	6-3	1-1	3-3	3-2	0-2	1-2	1-1	2-2	6-4	2-1	---
1998-99	22-11	11-7	11-4	12-3	7-6	3-2	2-2	1-0	3-1	6-1	7-3	4-5	2-1	2-2	1-2	2-0	6-2	1-0	2-2	8-3	1-1	2-1
1999-00	23-11	13-5	10-6	13-2	6-7	4-2	0-0	0-0	3-1	4-3	5-4	8-1	3-2	4-0	1-1	0-2	6-3	2-0	2-0	8-4	2-1	1-1
2000-01	13-16	8-10	5-6	10-4	2-10	1-2	0-0	0-0	1-0	3-6	4-5	4-4	1-1	1-0	0-1	1-2	2-4	0-2	2-0	7-7	1-1	---
2001-02	17-15	11-7	6-8	12-3	4-8	1-4	0-4	0-3	1-2	4-5	5-5	6-2	1-1	2-2	3-1	0-2	5-1	0-2	1-2	6-5	1-1	---
2002-03	17-12	12-6	5-6	9-6	7-5	1-1	3-2	1-1	1-2	3-3	7-1	4-4	2-2	1-1	2-0	2-0	4-3	0-0	1-1	7-7	1-1	---
2003-04	19-14	9-9	10-5	12-4	4-8	3-2	2-1	1-1	3-2	4-3	6-3	4-4	2-2	3-1	1-3	3-3	3-3	1-0	1-0	7-4	2-1	---
2004-05	19-13	10-8	9-5	13-4	4-8	2-1	0-1	0-2	2-1	4-2	4-5	6-3	3-2	3-0	1-1	0-2	4-3	1-2	0-0	10-5	2-1	1-1
2005-06	22-9	12-6	10-3	14-2	8-6	0-1	0-0	0-0	2-0	6-2	5-4	7-1	2-2	1-1	2-0	1-1	4-3	3-1	3-1	8-2	0-1	2-1
2006-07	22-11	12-6	10-5	12-5	8-4	2-2	1-1	0-0	5-1	5-2	6-4	5-2	1-2	2-1	1-1	5-1	2-2	1-1	3-1	8-4	1-1	0-1
2007-08	17-16	8-10	9-6	14-2	2-11	1-3	0-1	1-1	4-1	3-5	4-5	4-4	2-1	1-3	1-1	3-2	5-2	1-0	1-1	5-7	1-1	---
2008-09	11-20	3-15	8-5	9-8	2-11	0-1	0-2	0-1	2-2	5-4	2-6	2-7	0-1	1-4	1-1	0-3	4-3	0-2	0-2	5-5	0-1	---
2009-10	24-12	8-10	16-2	19-2	4-9	1-1	1-2	0-1	5-0	6-1	4-6	4-4	5-1	1-3	2-0	3-2	7-3	1-0	2-1	8-3	1-1	4-0
2010-11	26-9	15-3	11-6	16-1	7-7	3-1	0-0	2-2	4-2	5-1	8-2	6-2	3-2	2-2	1-1	6-0	6-3	0-0	3-1	8-2	2-1	1-1
2011-12	16-16	9-9	7-7	8-7	8-6	0-3	1-4	0-2	4-1	5-4	4-5	3-5	0-1	1-1	1-0	2-0	2-8	0-1	1-3	9-3	0-1	---
2012-13	11-22	7-11	4-11	8-7	2-12	1-3	0-2	1-1	2-4	1-6	3-6	3-5	2-1	2-1	0-1	2-3	1-6	1-0	1-2	4-9	1-1	---
2013-14	20-13	9-9	11-4	14-3	4-8	2-2	2-1	0-0	6-1	4-1	4-5	5-3	1-3	2-1	0-0	3-2	5-3	1-0	4-0	5-7	1-1	0-1
2014-15	11-20	5-13	6-7	8-6	3-11	0-3	1-1	0-0	3-3	4-3	2-7	2-6	0-1	0-4	1-1	0-1	4-6	1-2	2-0	3-6	0-1	---
2015-16	13-19	8-10	5-9	8-7	4-8	1-4	2-0	2-1	1-4	3-5	5-4	3-5	1-1	0-4	0-0	1-2	4-4	2-2	1-3	5-4	1-1	---
2016-17	17-16	7-11	10-5	11-6	4-8	2-2	2-3	1-3	4-1	7-3	4-5	1-6	1-1	2-2	1-0	1-1	5-4	1-2	3-0	4-7	1-1	---
2017-18	18-15	7-11	11-4	10-5	4-8	4-2	0-1	0-2	6-2	6-1	3-6	2-5	1-1	2-3	1-1	4-2	3-3	2-0	4-2	2-4	1-1	---
2018-19	16-16	10-8	6-8	11-4	5-9	0-3	1-0	2-0	3-4	3-3	5-4	5-3	0-2	4-1	0-1	3-2	4-5	0-0	1-1	4-6	0-1	---
2019-20	16-17	9-9	7-8	13-4	3-10	2-3	0-1	0-2	3-5	4-2	3-5	5-4	1-1	2-3	0-0	4-2	3-3	1-1	3-2	3-6	1-1	---
2020-21	17-7	12-6	5-1	9-4	7-2	1-1	0-0	0-0	0-0	4-1	5-3	7-2	1-1	6-1	1-2	0-1	3-1	0-0	2-0	5-2	1-1	---
2021-22	23-11	13-5	10-6	12-4	8-5	3-2	0-2	0-3	4-2	5-3	7-2	6-2	1-2	1-2	1-0	1-4	10-2	1-0	1-0	8-3	1-1	0-1
Totals	744-511	392-285	352-226	480-146	203-292	61-73	35-41	17-38	94-51	180-113	192-166	210-122	68-59	58-56	93-52	72-54	130-102	51-33	61-37	279-177	43-35	17-17



Jimmie Dull



Bill Thomas



Individual Records

Games Played

Season: 36, Kyle Weems, Adam Leonard, Jermaine Mallett, Will Creekmore, Nafis Ricks, Caleb Patterson, 2009-10

Career: 134, Kyle Weems, 2008-12

Winning Games Played

Season: 28, Winston Garland, Greg Bell, Basil Robinson, Stan Worthly, 1986-87

Career: 87, Kelby Stuckey, 1985-89

Minutes Played

Game: 59, Kelby Stuckey, vs. Kansas State (3ot), 12/8/87

Season: 1,277, Darryl Reid, 1990-91

Career: 3,995, Johnny Murdock, 1991-95

Average Minutes Played per Game

Season: 37.6, Darryl Reid, 1990-91

Career: 36.5, Mike Robinson, 1978-80

Points Scored

Half: 27, Jimmie Dull, vs. Kentucky Wesleyan, 2/7/77 (1&2)
27, Isiah Mosley vs. Northern Iowa, 1/8/22 (2nd)

Game: 53, Jimmie Dull, vs. Ky. Wesleyan, 2/7/77

Game, Two Players: 78 (Jimmie Dull 53, Charley Moore 25), vs. Kentucky Wesleyan, 2/7/77

First MSU Game: 33, Ryan Thornton, vs. Indiana St, 12/22/90

Season: 720, Winston Garland, 1986-87

Season, Two Players:

1247 (Isiah Mosley 692, Gaige Prim 555), 2021-22

1179 (Daryl Garrison 617, Dennis Hill 562), 1973-74

Senior Year: 720, Winston Garland, 1986-87

Junior Year: 692, Isiah Mosley, 2021-22

Sophomore Year: 645, Danny Moore, 1996-97

Freshman Year: 368, Marcus Marshall, 2012-13

First MSU Season: 645, Danny Moore, 1996-97

Career: 1,975, Daryl Garrison, 1971-75

Two-Year Career: 1,248, Winston Garland, 1985-87

Scoring Average

Season: 24.5, Zack Townsend, 1971-72

Career: 18.5, Daryl Garrison, 1971-75

Two-Year Career: 22.2, Mike Robinson, 1978-80

Field Goals Made

Game: 20, Daryl Garrison, vs. Central. Mo., 2/8/75

Season: 277, Curtis Perry, 1969-70

Career: 830, Daryl Garrison, 1971-75

Consecutive: 19, Eric Gray, 2/29/84-3/9/84

Field Goals Attempted

Game: 37, Jimmie Dull, vs. Southeast Mo., 2/26/77

Season: 566, Daryl Garrison, 1973-74

Career: 1755, Daryl Garrison, 1971-75

Field Goal Percentage

Game: 1.000, Lou Shepherd (10/10), vs. NW Missouri, 2/2/67

(most recent), Tulio Da Silva (8/8) vs. Illinois St., 2/10/19

Season: .698 (192/275), Lee Campbell, 1989-90

Career: .680 (281/413), Lee Campbell, 1988-90

Three-Point Field Goals Made

Game: 8, Johnny Murdock, vs. Indiana St., 2/6/93;

Johnny Murdock, vs. Oklahoma State, 1/19/94;

Johnny Murdock, vs. Drake, 2/18/95;

Kevin Ault, vs. Illinois State, 2/15/98

Season: 103, Adam Leonard, 2009-10

Career: 276, Blake Ahearn, 2003-07

Three-Point Field Goals Attempted

Game: 18, Johnny Murdock, vs. Oklahoma St., 1/19/94

Season: 264, Adam Leonard, 2009-10

Career: 720, Johnny Murdock, 1991-95

Three-Point Field Goal Percentage

Game (min. 5 made): 1.000 (6/6), Ron Mvouika, at UNI, 1/18/14

Season: .526 (20/38), Jason Gilbert, 2002-03

Career: .504 (57/113), Winston Garland, 1986-87

Free Throws Made

Game: 19, Bob Curl, vs. Truman State, 12/13/71

Season: 214, Danny Moore, 1996-97

Career: 538, Danny Moore, 1996-99

Consecutive: 60, Blake Ahearn, 12/20/03-2/14/04; and 12/19/04-2/26/05

Free Throws Attempted

Game: 24, Darryl Reid, vs. Hawaii, 11/25/90

Season: 276, Danny Moore, 1996-97

Career: 685, Danny Moore, 1996-99

Free Throw Percentage

Game: 1.000, done last by Jarred Dixon (10/10), vs. UNI, 3/3/17

Season: .975, Blake Ahearn, 2003-04 (NCAA)

Career: .946 (435/460), Blake Ahearn, 2003-07 (NCAA)

Consecutive FT's:

60 Blake Ahearn (12/20/03 - 2/14/04)

60 Blake Ahearn (12/19/04 - 2/28/05)

51 Blake Ahearn (12/15/05 - 1/29/06)

34 Blake Ahearn (12/22/06 - 1/24/07)

33 Isiah Mosley (1/22/22 - 2/20/22)

Rebounds

Game: 31, Curtis Perry, vs. UT Arlington, 2/10/70

Game, Two Players: 39

Danny Bolden 21, Lou Shepherd 18, vs. NW Mo. 2/6/67;

Curtis Perry 31, Chuck Williams 8, vs. vs. UTA 2/10/70

Season: 495, Alize Johnson, 2017-18

Career: 1,424, Curtis Perry, 1966-70

Two-Year Career: 735, Alize Johnson, 2016-18

Rebound Average

Season: 17.1, Curtis Perry, 1969-70

Career: 13.6, Curtis Perry, 1966-70

Assists

Game: 21, Andy Newton, vs. Ky. Wesleyan, 3/1/75

Season: 257, Arnold Bernard, 1990-91

Career: 507, Randy Towe, 1974-79

Personal Fouls

Season: 111, David Brewer, 1990-91

Career: 382, Kyle Weems 2008-12

Games Disqualified on Fouls

Season: 10, Jimmie Dull, 1976-77

Career: 19, Jimmie Dull, 1974-78

Steals

Game: 8, Winston Garland, vs. Pittsburgh, 3/12/86

Season: 82, Arnold Bernard, 1990-91

Career: 243, Kevin Ault, 1996-2000

Blocked Shots

Game: 7, Scott Hawk, vs. Ky. Wesleyan, 1/11/77;

Ricky Johnson, vs. Valparaiso, 1/29/83;

Gaige Prim, at Northern Iowa, 12/27/20

Season: 84, Danny Moore, 1998-99

Career: 201, Obediah Church, 2015-18

Turnovers

Game: 12, Keith Hilliard, vs. Chicago State, 2/20/82

Season: 134, Arnold Bernard, 1990-91

Career: 358, William Fontleroy, 1996-00

Team Records

Points Scored

Half: 66, vs. Central Missouri, 2/8/75 (first half)

Game: 130, vs. Central Missouri, 2/8/75

Game, Loss: 97 at Central Missouri (106), 1/11/75 (ot)

Game, Regulation Loss: 90 at Indiana State (93),

12/7/68 and vs. Fresno State (100), 11/27/99

Season: 2,628, 2021-22

Season, Scoring Average: 83.0, 1968-69

Season, Scoring Margin: +17.5, 1968-69

Greatest Margin of Victory, Game: 80,

MSU 94, Missouri Wesleyan 14, 2/14/1918

Greatest Margin of Defeat, Game: 53,

Puget Sound 103, MSU 50, 12/8/80

Field Goals Made

Game: 55, vs. Central Missouri, 2/8/75

Season: 1,004, 1973-74

Field Goals Attempted

Game: 105, vs. Stetson, 3/11/53

Season: 2,234, 1973-74

Field Goal Percentage

Game: .714 (40/56), vs. Texas Wesleyan, 12/3/88; and

vs. Louisiana-Monroe (25/35)

Season: .530 (852/1607), 1984-85

Three-Point Field Goals Made

Game: 21, vs. Evangel, 12/30/21

Season: 283, 2021-22

Three-Point Field Goals Attempted

Game: 38, at Illinois St., 1/4/17; vs. William Woods, 12/30/18

Season: 756, 2021-22

Three-Point Field Goal Percentage

Game (min. 6 made): .889 (8/9), vs. Tulsa, 12/2/89

Game (min 10 made): .688 (11/16), at Loyola, 2/17/19

Season: .406 (201/495), 2001-02

Free Throws Made

Game: 46, vs. Northwest Missouri State, 1/11/55

Season: 632, 1952-53

Free Throws Attempted

Game: 60, vs. Northwest Missouri State, 1/11/55

Season: 993, 1952-53

Free Throw Percentage

Game: 1.000, done many times, last at UNI (11/11), 2/24/18

Season: .797 (437-548), 2021-22

Rebounds

Game: 77, vs. Central Missouri, 1/28/67

Rebound Margin: +32, vs. Avila, 11/19/14

Season: 1,712, 1951-52

Rebound Average, Season: 54.0, 1968-69

Personal Fouls

Game: 36, vs. Central Missouri, 2/21/53

Season: 667, 2009-10

Assists

Game: 35, vs. Missouri-St. Louis, 1/8/75;

vs. Central Missouri, 2/8/75;

vs. Kentucky Wesleyan, 3/1/75

Season: 617, 1980-81

Steals

Game: 16, vs. UMSL, 2/7/79; vs. Wis-Superior, 1/25/82;

vs. Arkansas, 12/6/82; vs. Chaminade, 2/8/86; vs.

Minn.-Duluth, 1/3/87

Season: 299, 1998-99

Blocked Shots

Game: 14, vs. Northern Iowa, 3/1/90

Season: 139, 1998-99

Turnovers

Game: 30, vs. Nicholls State, 1/23/82;

vs. Cleveland State, 2/22/86

Season: 484, 2007-08

Season Win-Loss Records

Most Games Played: 36, 2009-10 (24-12)

Most Games Won: 28, 1986-87 (28-6)

Most Games Lost: 22, 2012-13 (11-22)

Best Winning Percentage: .929, 1923-24 (13-1)

Most MIAA Games Won: 11, 1977-78 (11-1)

Most MIAA Games Lost: 11, 1929-30 (5-11)

Best MIAA Winning Pct: 1.000, 1951-52 (10-0); 1965-66 (10-0), 1966-67 (10-0)

Cumulative MIAA Record: 349-207 (.628)

Total MIAA Titles Won: 19 (1928-31-34-35-49-50-52-53-54-58-59-66-67-68-69-70-73-74-78)

Consecutive MIAA Titles: 5 (1966-67-68-69-70)

MIAA Tourney Record: 1-1 (.500)

Most Mid-Continent Games Won: 13, 1986-87 (13-1)

Most Mid-Continent Games Lost: 6, 1984-85 (8-6)

Best Mid-Continent Winning Pct: .929, 1986-87 (13-1)

Cumulative Mid-Continent Record: 79-24 (.767)

Total Mid-Continent Titles: 4 (1987-88-89-90)

Consecutive Mid-Continent Titles: 4 (1987-88-89-90)

Mid-Continent Tourney Record: 9-4 (.692)

Mid-Continent Tourney Titles: 2 (1987-89)

Most MVC Games Won: 15, 2010-11 (15-3)

Most MVC Games Lost: 15, 2008-09 (3-15)

Best MVC Winning Pct: .833 (15-3), 2010-11

Cumulative Missouri Valley Record: 313-260 (.546)

Missouri Valley Tourney Record: 34-31 (.523)

Missouri Valley Tourney Titles: 1 (1992)

Most Home Games Played: 21, 2009-10 (19-2)

Most Home Games Won: 19, 2009-10 (19-2)

Most Road & Neutral Games Played: 19, 1951-52

Most Road & Neutral Games Won: 14, 1951-52

Most Road Games Won: 8, done 10 times, most recently in 2021-22

Most Consecutive Wins

Season: 21, 1948-49



Cons. Winning Seasons: 15, 1945-46 - 1959-60
Total 20-Win Seasons: 30
Consecutive 20-Win Seasons: 8, 1985-86 to 1992-93
NAIA Tourney Record: 15-4 (.789)
NCAA Division II Tourney Record: 23-10 (.697)
CollegeInsider.com Postseason Tourney Rec: 4-1 (.800)
National Invitation Tournament Record: 10-10 (.500)
NCAA Division I Tourney Record: 3-6 (.333)
All-Time Cumulative Record: 1,728-1028 (.627)

Opponent Records

Individual Records

Points: 45, Harold Robertson, Lincoln, 1/31/76
 Field Goals: 18, H. Robertson, LU, 1/31/76, 2/4/78, 3/4/78
 FG Attempts: 36, Harold Robertson, LU, 1/23/78, 2/4/78
 Three-Point FGs: 9, Jason Perez, Wichita St., 2/2/00
 Three-Point FG Att: 16, Reggie Brown, Richmond, 12/22/01
 Free Throws: 21, Phillip Gilbert, Bradley, 3/1/04
 Free Throw Attempts: 22, Phillip Gilbert, Bradley, 3/1/04
 Rebounds: 22, Troy Mack, Wichita State, 1/18/99
 Assists: 15, Jeff Branstetter, Central Missouri, 2/12/77;
 Lawrence Washington, Drury, 12/10/77
 Blocked Shots: 7, Allyn Thomsen, Tulsa, 2/20/91; Danny
 Granger, Bradley, 2/20/02
 Steals: 9, Rob Dye, Bradley, 1/13/99

Team Records

Points, Game: 106, Central Missouri, 1/11/75 and 2/8/75;
 Southern Illinois, 1/15/98
 Points, Season: 2,387, 1980-81
 Highest Scoring Average, Season: 79.6, 1980-81
 Field Goals, Game: 47, Truman State, 1/29/77
 Field Goal Attempts, Game: 97, Evansville, 12/6/75
 Field Goals, Season: 1,003, 1973-74
 Three-Point FGs, Game: 17, vs. USC, 11/20/18;
 at Air Force, 11/28/18; Bradley, 1/15/20; at UNI, 1/29/20
 Three-point FG Attempts, Game: 39, Drake, 1/27/99;
 Valparaiso, 1/23/20; Missouri S&T, 1/17/21
 Free Throws, Game: 35, Bradley, 3/1/04
 Free Throw Attempts, Game: 42, Southern Illinois, 1/7/02
 Free Throws, Season: 672, 2009-10
 Rebounds, Game: 68, Evansville, 12/6/75
 Rebounds, Season: 1479, 1973-74

100-Point Games

The Bears have scored 100 or more points 43 times, most recently in a 103-56 home win over Evangel (12/30/21).

MSU's 110 points vs. Troy (12/11/04) marked the highest point total ever for a Missouri State team in Hammons Student Center.

The Bears scored a 105-82 win over Rice in the NIT (3/16/05) in the team's home finale, MSU's first-ever 100-point postseason game.

The Bears topped 100 in both games of the 1995-96 Price Cutter Classic, marking the first time in 27 seasons the Bears had back-to-back 100-point games.

The Bears' 130-106 win over Central Missouri in McDonald Arena (2/8/75) is the only time Missouri State has given up 100 points in a game at home and also the only time the Bears have won a game in which they allowed 100 points.

The 1974-75 campaign also saw the most 100-point games recorded by Missouri State in a season (4). The Bears last hit the century mark in scoring in a road game at Evansville (1/8/69).

by Missouri State (43)

(Home games unless noted)

MSU 106, at Missouri S&T 67, 2/10/53
 MSU 103, Missouri Valley 69, 3/4/53
 MSU 103, at Missouri S&T 70, 2/25/54
 MSU 100, NE Oklahoma 60, 2/1/57
 MSU 103, at Missouri S&T 75, 1/6/60
 MSU 102, at Missouri S&T 91, 2/4/63
 MSU 113, at Missouri S&T 80, 2/8/64
 MSU 103, at Missouri S&T 83, 12/21/64
 MSU 100, vs. Lincoln 84, (Rolla, Mo.), 12/22/64
 MSU 108, at Grand Canyon 87, 12/27/65
 MSU 100, Oklahoma Christian 51, 1/3/66
 MSU 116, Northwest Missouri 71, 2/6/67
 MSU 100, Prairie View A&M 69, 2/21/68

MSU 109, Prairie View A&M 78, 12/21/68
 MSU 107, Southeast Missouri 66, 1/6/69
 MSU 101, at Evansville 74, 1/8/69
 MSU 100, Missouri S&T 66, 2/2/70
 MSU 102, Lincoln University 84, 3/6/71
 MSU 107, Rockhurst College 82, 12/27/71
 MSU 104, Missouri-St. Louis 85, 1/8/75
 MSU 130, Central Missouri 106, 2/8/75
 MSU 105, Northwest Missouri 93, 2/15/75
 MSU 101, Kentucky Wesleyan 93, 3/1/75
 MSU 118, Kentucky Wesleyan 72, 3/6/76
 MSU 101, Central Missouri 74, 12/21/81
 MSU 108, Huntington 69, 12/12/84
 MSU 101, Illinois-Chicago 81, 2/4/85
 MSU 104, Illinois-Chicago 86, 3/6/85
 MSU 105, Texas Wesleyan 51, 12/3/88
 MSU 100, Prairie View A&M 47, 12/7/90
 MSU 104, Drake 81, 2/14/91
 MSU 105, Tennessee-Martin 71, 12/1/95
 MSU 105, Stephen F. Austin 81, 12/2/95
 MSU 105, Troy 81, 12/7/96
 MSU 110, Troy, 63, 12/11/04
 MSU 105, Rice 82, 3/16/05
 MSU 101, Georgia Southern 55, 12/2/05
 MSU 106, Evansville 54, 1/9/07
 MSU 101, Central Arkansas 61, 12/4/10
 MSU 100, Fontbonne 27, 11/17/16
 MSU 110, William Woods 56, 12/30/18
 MSU 106, Central Arkansas 70, 12/18/21
 MSU 103, Evangel 56, 12/30/21

by Opponents (12)

(Home games unless noted)

at Trinity (Texas) 105, MSU 75, 12/6/69
 UW-Green Bay 105, MSU 56 (Deland, Fla.), 1/4/71
 at Evansville 102, MSU 72, 1/2/71
 at Trinity (Texas) 101, MSU 87, 12/18/71
 at Central Missouri 106, MSU 97, 1/11/75
 MSU 130, Central Missouri 106, 2/8/75
 at Ky. Wesleyan 100, MSU 89, 1/21/76
 at Puget Sound 103, MSU 50, 12/8/80
 Cincinnati 101, MSU 60 (Bayamon, Puerto Rico), 1/1/97
 at Southern Illinois 106, MSU 78, 1/15/98
 Fresno State 100, MSU 90 (Honolulu), 11/27/99
 at Oregon State 101, MSU 77, 12/1/18

Winning Streaks

22 games:..... 1947-48 (1), 1948-49 (21)
 21 games:..... 1956-57 (2), 1957-58 (19)
 19 games:..... 1946-47 (7), 1947-48 (12)
 16 games:..... 1951-52 (1)
 15 games:..... 1952-53 (8), 1953-54 (7)
 15 games:..... 1967-68
 15 games:..... 1986-87
 14 games:..... 1915-16 (5), 1916-17 (9)
 13 games:..... 1950-51
 13 games:..... 1968-69
 12 games:..... 1938-39
 12 games:..... 1958-59
 12 games:..... 1991-92
 11 games:..... 1923-24 (10), 1924-25 (1)
 11 games:..... 1926-27 (3), 1927-28 (8)
 11 games:..... 1927-28 (3), 1928-29 (8)
 11 games:..... 1989-90
 10 games:..... 1933-34
 10 games:..... 1949-50
 10 games:..... 1952-53
 10 games:..... 1996-97
 10 games:..... 1999-00
 10 games:..... 2009-10

Home Winning Streaks

41 games: 1956-57 (5), 1957-58 (13), 1958-59 (14),
 1959-60 (9) (McDonald) (1/26/57-12/30/59)
 27 games: 1947-48 (1), 1948-49 (14), 1949-50 (12)
 (McDonald) (1/25/48-3/8/50)
 21 games: 1968-69 (14), 1969-70 (7)
 (McDonald) (12/10/68-1/24/70)
 19 games: 2009-10 (8), 2010-11 (11)
 (Great Southern Bank Arena) (2/6/10-1/30/11)



18 games: 1950-51 (4), 1951-52 (13),
 1952-53 (1) (McDonald) (2/3/51-12/11/52)
 17 games: 1987-88 (13), 1988-89 (4)
 (Hammons)
 16 games: 1966-67 (7), 1967-68 (9)
 (McDonald)
 15 games: 2005-06 (6), 2006-07 (9),
 (Hammons)
 15 games: 1952-53 (8), 1953-54 (7)
 (McDonald)
 14 games: 1946-47 (4), 1947-48 (10)
 (McDonald)
 14 games: 1965-66 (9), 1966-67 (5)
 (McDonald)
 14 games: 1984-85 (7), 1985-86 (7)
 (Hammons)
 14 games: 1986-87 (13), 1987-88 (1)
 (Hammons)

BracketBuster Games

5 wins, 5 losses

2/21/04 at Miami (Ohio) 75, Missouri St. 66*
 2/19/05 Oral Roberts 86, at Missouri St. 76*
 2/18/06 Missouri St. 72, at Milwaukee 63*
 2/16/07 Winthrop 77, at Missouri St. 66*
 2/23/08 at Missouri St. 90, Central Michigan 76
 2/21/09 Missouri St. 79, at UT Martin 77
 2/20/10 at Missouri St. 62, Nevada 60*
 2/19/11 at Valparaiso 80, Missouri State 67*
 2/18/12 Old Dominion 73, at Missouri St. 67*
 2/23/13 Missouri State 57, at Eastern Mich. 54

* Televised game on ESPN Networks

BracketBuster Return Games

8 wins, 2 losses

12/19/04 at Missouri St. 69, Miami (Ohio) 63
 12/7/05 Missouri St. 88, at Oral Roberts 76
 12/6/06 at Missouri St. 79, Milwaukee 60
 11/25/07 Missouri St. 73, at Winthrop 69
 11/17/08 Missouri St. 60, at Central Mich. 57
 12/9/09 at Missouri St. 79, UT Martin 51
 11/11/11 Missouri St. 68, at Nevada 46
 12/15/12 Valparaiso 62, at Missouri State 54
 11/8/13 Missouri St. 79, at Old Dominion 67 (ot)
 12/20/14 Eastern Mich. 77, at Missouri St., 65

Mountain West-MVC Challenge Games

2 wins, 5 losses

12/5/09 at Missouri State 58, Air Force 48
 12/3/11 at New Mexico 76, Missouri State 60
 11/17/12 San Diego St. 60, at Missouri State 44
 12/1/15 Utah State 69, at Missouri State 68
 12/3/16 at Air Force 83, Missouri State 70
 11/28/17 at Missouri State 77, Colorado St. 67
 11/28/18 at Air Force 88, Missouri State 69



Scoring

1. 53, Jimmie Dull, at Kentucky Wesleyan, 2/7/77
2. 44, Jimmie Dull, vs. Southeast Missouri, 1/22/77
3. 43, Isiah Mosley, vs. Northern Iowa, 1/9/22
4. 41, Daryel Garrison, vs. Central Missouri, 2/8/75
5. 40, Isiah Mosley, at Loyola Chicago, 1/22/22
6. 39, Don Anielak, at Truman State, 1/12/53
- 39, Curtis Perry, vs. Southeast Missouri, 12/13/69
- 39, Mike Robinson, vs. Missouri S&T, 2/26/79
9. 38, Don Anielak, at Central Missouri, 2/21/53
- 38, Curtis Perry, at Southeast Missouri, 1/31/70
- 38, Curtis Perry, vs. Missouri S&T, 2/2/70
- 38, Daryel Garrison, at Central Missouri, 1/11/75
- 38, Marcus Marshall, vs. Eastern Illinois, 1/14/14
14. 37, Jimmie Dull, at Southeast Missouri, 2/26/77
- 37, Jimmie Dull, at Kentucky Wesleyan, 2/24/78
- 37, Mike Robinson, vs. Missouri-St. Louis, 1/19/80
- 37, Dale Lamberth, at Indiana State, 3/1/08
18. 36, Ben Kandlbinder, vs. Stephen F. Austin, 12/2/95
- 36, Danny Moore, at Creighton, 2/15/97
- 36, Marcus Marshall, 12/17/14 at Tulsa
21. 35, Jim Gant, vs. Southern Utah (at Alamosa, Colo.), 12/28/65
- 35, Bob Curl, at Truman State, 12/13/71
- 35, Clay Holt, at Kansas State, 12/8/87
- 35, Johnny Murdock, vs. Oklahoma State, 1/19/94
25. 34, Danny Bolden, vs. Missouri S&T, 1/4/85
- 34, Jim Gant, vs. Rockhurst College, 12/1/65
- 34, Zack Townsend, vs. Southeast Missouri, 2/21/72
- 34, Mike Robinson, at Central Missouri, 2/5/79
- 34, Mike Robinson, at Missouri-St. Louis, 2/7/79
- 34, Mike Robinson, vs. Missouri S&T, 1/26/80
- 34, Mike Robinson, vs. Truman State, 2/11/80
- 34, Mike Robinson, at Southeast Missouri, 2/23/80
- 34, Darryl Reid, at Drake, 1/14/91
- 34, Johnny Murdock, at Indiana State, 2/6/93
35. 33, Dale Mathes, vs. Southern Illinois, 12/5/64
- 33, Lou Shepherd, at Central Missouri, 1/13/68
- 33, Zack Townsend, at Southeast Missouri, 2/7/72
- 33, Dennis Hill, vs. Kentucky Wesleyan, 3/1/75
- 33, Mike Robinson, vs. Southeast Missouri, 1/28/80
- 33, Ryan Thornton, vs. Indiana State, 12/22/90
- 33, Coleco Buie, vs. UT Martin, 12/1/95
- 33, Gaige Prim, at Evansville, 2/26/21
- 33, Isiah Mosley, vs. Southern Illinois, 1/12/22
- 33, Isiah Mosley, vs. Bradley, 2/23/22
45. 32, Forrest Hamilton, vs. Southeast Missouri, 2/16/52
- 32, Curtis Perry, at Central Missouri, 2/14/70
- 32, Jimmie Dull, vs. Evangel College, 2/17/77
- 32, Jimmie Dull, vs. Central Missouri, 2/6/78
- 32, Jimmie Dull, at Central Missouri, 2/18/78
- 32, Darryl Reid, at Green Bay, 1/15/90
- 32, Merrill Andrews, vs. Weber State, 12/6/03
- 32, Blake Ahearn, vs. Texas A&M-Corpus Christi, 12/3/05
- 32, Isiah Mosley, at Valparaiso, 1/15/22
- 32, Gaige Prim, vs. Indiana State, 2/15/22
54. 31, Don Anielak, vs. Ft. Leonard Wood, 12/5/53
- 31, Jerry Kirksey, vs. Regis, 1/13/59
- 31, Danny Bolden, at Missouri S&T, 12/13/65
- 31, Curtis Perry, at Evansville, 1/8/69
- 31, Curtis Perry, vs. Emporia State, 12/3/69
- 31, Chuck Williams, vs. Texas-Arlington, 2/10/70
- 31, Curtis Perry, at Truman State, 2/23/70
- 31, Chuck Williams, vs. Cornell (at Brookings, S.D.), 3/7/70
- 31, Daryel Garrison, vs. Central Missouri, 1/12/74
- 31, Dennis Hill, at Kentucky Wesleyan, 2/4/74
- 31, Dennis Hill, at Rockhurst College, 12/4/74
- 31, Daryel Garrison, vs. Truman State, 2/17/75
- 31, Dennis Hill, at Southeast Missouri, 2/22/75
- 31, Andy Newton, vs. Lincoln, 1/12/76
- 31, Jimmie Dull, at Lincoln, 2/4/78
- 31, Jimmie Dull, at Southeast Missouri, 2/25/78
- 31, Kyle Weems, at Creighton, 12/28/11
- 31, Jarred Dixon, at Oregon State, 12/1/18
- 31, Keandre Cook, vs. Alabama State, 11/10/19
- 31, Isiah Mosley, vs. Alabama State, 11/13/21
74. 30, done 26 times, last by Alize Johnson, vs. Indiana St., 12/31/16

Rebounds

1. 31, Curtis Perry, vs. Texas-Arlington, 2/10/70
2. 30, Charles Peterson, at Truman State, 1/24/55
3. 26, Mike Robinson, vs. Northwest Missouri, 2/9/80
4. 25, Danny Bolden, vs. Missouri S&T, 2/23/65
- 25, Curtis Perry, vs. Southeast Missouri, 12/13/69
- 25, Curtis Perry, vs. Evansville, 1/7/70
7. 24, Curtis Perry, vs. Pittsburg State, 2/7/69
- 24, Mike Robinson, vs. Southeast Missouri, 1/28/80
9. 23, Lou Shepherd, vs. Truman State, 2/7/66
- 23, Mike Robinson, vs. Missouri S&T, 1/5/80
11. 22, Curtis Perry, vs. Prairie View A&M, 2/21/68
- 22, Curtis Perry, at Evansville, 1/8/69
- 22, Curtis Perry, vs. Illinois State, 1/27/69
- 22, Curtis Perry, vs. Emporia State, 12/3/69
- 22, Curtis Perry, at Illinois State, 2/4/70
- 22, Mike Robinson, at Missouri S&T, 2/25/80
17. 21, Danny Bolden, at Northwest Missouri, 1/13/64
- 21, Danny Bolden, vs. Central Wash. (at Chico, Cal.), 12/30/66
- 21, Danny Bolden, vs. Central Missouri, 1/7/67
- 21, Alize Johnson, at Drake, 2/18/17
- 21, Gaige Prim, at Southern Illinois, 2/17/21

22. 20, Curtis Perry, at Northwest Missouri, 12/16/67
- 20, Curtis Perry, vs. Southeast Missouri, 1/6/69
- 20, Curtis Perry, vs. Central Missouri, 1/11/69
- 20, Curtis Perry, vs. Indiana State, 2/28/70
- 20, Curtis Perry, vs. Cornell (at Brookings, S.D.), 3/7/70
- 20, William Doolittle, vs. Northwest Missouri, 2/17/73
- 20, William Doolittle, at Central Missouri, 2/9/74
- 20, Scott Hawk, at Kentucky Wesleyan, 2/3/75
- 20, Lee Campbell, vs. Southern Utah State, 12/8/89
- 20, Lee Campbell, vs. Cleveland State, 1/22/90
- 20, Alize Johnson, at Indiana State, 1/18/17
- 20, Alize Johnson, vs. North Dakota State, 11/17/17
- 20, Alize Johnson, vs. Northern Iowa, 1/4/18

Field Goals

1. 20, Daryel Garrison, vs. Central Missouri, 2/8/75
2. 19, Jimmie Dull, at Kentucky Wesleyan, 2/7/77
3. 18, Curtis Perry, at Southeast Missouri, 1/31/70
- 18, Mike Robinson, vs. Missouri S&T, 2/26/79
5. 17, Curtis Perry, vs. Southeast Missouri, 12/13/69
- 16, Curtis Perry, vs. Missouri S&T, 2/2/70
- 16, Daryel Garrison, at Central Missouri, 1/11/75
- 16, Jimmie Dull, vs. Southeast Missouri, 1/22/77
- 16, Jimmie Dull, at Southeast Missouri, 2/26/77
- 16, Mike Robinson, at Central Missouri, 2/5/79
- 16, Mike Robinson, at Missouri-St. Louis, 2/7/79
- 16, Mike Robinson, vs. Missouri-St. Louis, 1/19/80
- 16, Mike Robinson, vs. Missouri S&T, 1/26/80
- 16, Mike Robinson, at Southeast Missouri, 2/23/80
- 16, Isiah Mosley, vs. Northern Iowa, 1/9/22
16. 15, done 4 times, last by Jimmie Dull, at Central Missouri, 2/18/78

Field Goal Attempts

1. 37, Jimmie Dull, vs. Southeast Missouri, 2/26/77

Field Goal Percentage

1. 1,000, Lou Shepherd (10/10), vs. Northwest Missouri, 2/2/67

Three-Point Field Goals

1. 8, Johnny Murdock, at Indiana State, 2/6/93
- 8, Johnny Murdock, vs. Oklahoma State, 1/19/94
- 8, Johnny Murdock, at Drake, 2/18/95
- 8, Kevin Ault, at Illinois State, 2/15/98
5. 7, Clay Holt, vs. Cleveland State, 1/23/88
- 7, Johnny Murdock, at Fordham, 12/21/93
- 7, Allen Phillips, vs. Northern Iowa, 1/5/00
- 7, Allen Phillips, vs. TCU, 1/8/00
- 7, Blake Ahearn, at Evansville, 1/28/04
- 7, Deke Thompson, at Evansville, 2/28/05
- 7, Adam Leonard, at Southern Illinois, 2/3/10
- 7, Adam Leonard, vs. Drake, 2/24/10
- 7, Adam Leonard, at Miami (Fla.), 3/21/11
- 7, Austin Ruder, vs. Little Rock, 12/4/14
- 7, Marcus Marshall, at Tulsa, 12/17/14
- 7, Ja'Monta Black, vs. Little Rock, 12/21/20
- 7, Ja'Monta Black, vs. Bradley, 2/13/21
- 7, Ja'Monta Black, at Little Rock, 12/8/21
- 7, Jaylen Minnett, vs. Evangel, 12/30/21
20. 6, Dale Ribble, at Drake, 1/23/92
- 6, Ben Kandlbinder, at Drake, 2/18/95
- 6, Kevin Ault, vs. Bowling Green State, 12/6/97
- 6, Kevin Ault, at Southern Illinois, 1/15/98
- 6, Allen Phillips, vs. Western Illinois, 12/3/99
- 6, Daniel Novak, vs. Bradley, 1/21/01
- 6, Blake Ahearn, at San Diego, 12/9/03
- 6, Blake Ahearn, vs. Toledo, 11/11/06
- 6, Spencer Laurie, vs. Bradley, 1/2/08
- 6, Dale Lamberth, vs. Wichita State, 1/8/08
- 6, Kyle Weems, at Arkansas, 12/22/09
- 6, Kyle Weems, vs. Bradley, 1/9/10
- 6, Adam Leonard, vs. Louisiana Tech, 3/22/10
- 6, Kyle Weems, vs. Bradley, 2/9/11
- 6, Ron Mvouika, at Northern Iowa, 1/18/14
- 6, Austin Ruder, at Drake, 1/29/14
- 6, Austin Ruder, vs. Illinois State, 3/7/14
- 6, Marcus Marshall, vs. Eastern Illinois, 11/14/14
- 6, Dequan Miller, vs. Illinois State, 1/30/16
- 6, Austin Ruder, vs. Alabama A&M, 11/11/16
- 6, Jarred Dixon, vs. Bradley, 2/21/18
- 6, Ryan Kreklow, vs. USC, 11/20/18
- 6, Jarred Dixon, at Oregon State, 12/1/18
- 6, Keandre Cook, vs. Alabama State, 11/10/19
- 6, Jared Ridder, vs. Northwestern State, 12/19/20
- 6, Jaylen Minnett, vs. Indiana State, 2/15/22

Three-Point Field Goal Attempts

1. 18, Johnny Murdock, vs. Oklahoma State, 1/19/94 (made 8)

Three-Point Field Goal Percentage

1. 1,000, Ron Mvouika (6-6), at Northern Iowa (6/6), 1/18/14
- 1,000, Kevin Ault (5-5), vs. Northern Iowa, 12/30/98
- 1,000, Tyler Chaney (5-5), vs. Evansville, 1/9/07
- 1,000, Jermaine Mallett (5-5), vs. Illinois State, 1/1/11
- 1,000, Nathan Scheer (5-5), vs. Southern Illinois, 12/30/12
- 1,000, Isiah Mosley (5-5), vs. Bradley, 2/14/21
- 1,000, Jaylen Minnett (5-5), vs. ETSU, 11/23/21

Free Throws

1. 19, Bob Curl, at Truman State, 12/13/71
2. 18, Gaige Prim, vs. Indiana State, 2/15/22
3. 17, Darryl Reid, at Hawaii, 11/25/90
4. 16, Daryel Garrison, at Lincoln, 2/2/74

5. 15, Don Anielak, at Truman State, 1/12/53
- 15, Jimmie Dull, at Kentucky Wesleyan, 2/7/77
- 15, William Fontleroy, vs. Illinois State, 1/18/98
8. 14, Jay Kinser, vs. Northwest Missouri, 1/23/59
- 14, Kelby Stuckey, vs. Southern Illinois, 12/22/88
- 14, Arnold Bernard, vs. Cleveland State, 1/22/90
- 14, Arnold Bernard, vs. La.-Monroe (at Honolulu), 11/23/90
- 14, Shawn Latimer, at Southern Illinois, 2/16/95
- 14, Blake Ahearn, vs. Wichita State, 1/7/07
14. 13, done 13 times, last by Marcus Marshall, vs. Wichita State (at St. Louis), 3/8/13

Free Throw Attempts

1. 24, Darryl Reid, at Hawaii, 11/25/90
2. 22, Charles Peterson, vs. SE Missouri, 1/8/55
3. 21, Bob Curl, vs. Truman State, 12/13/71
- 21, Gaige Prim, vs. Indiana State, 2/15/22

Assists

1. 21, Andy Newton, vs. Kentucky Wesleyan, 3/1/75
2. 17, Randy Towe, vs. Northwest Missouri, 1/4/79
3. 15, Randy Towe, vs. Northwest Missouri, 2/11/78
- 15, Randy Towe, vs. Drury, 2/22/79
- 15, Doug Lewis, vs. Texas Wesleyan, 12/3/88
- 15, Josh Webster, vs. UAPB, 12/22/18
6. 14, Randy Towe, at Southeast Missouri, 2/25/78
- 14, Randy Towe, at Eastern Illinois, 12/2/78
- 14, Randy Towe, vs. Southeast Missouri, 2/24/79
- 14, Doug Lewis, vs. Oral Roberts, 1/23/89
10. 13, Andy Newton, vs. Truman State, 1/3/75
- 13, Andy Newton, vs. Northwest Missouri, 2/15/75
- 13, Randy Towe, at Missouri-St. Louis, 2/8/78
- 13, Randy Towe, vs. Grand Canyon, 12/9/78
- 13, Randy Towe, at Missouri-St. Louis, 2/7/79
- 13, Deron Thomas, vs. Albany State, 12/14/79
- 13, Brian Smith, vs. Iowa Wesleyan, 12/22/84
- 13, Arnold Bernard, vs. Cleveland State, 1/22/90
18. 12, Randy Magers, vs. Missouri S&T, 2/25/74
- 12, Andy Newton, vs. Central Missouri, 2/8/75
- 12, Randy Towe, at Southeast Missouri, 2/26/77
- 12, Randy Towe, vs. Kentucky Wesleyan, 1/10/78
- 12, Randy Towe, vs. Benedictine, 11/28/78
- 12, Randy Towe, vs. Central Missouri, 2/17/79
- 12, Randy Towe, vs. Missouri S&T, 2/26/79
- 12, Wes Dunn, vs. Missouri S&T, 1/26/80
- 12, Keith Hilliard, vs. Chicago State, 1/28/82
- 12, Brian Smith, vs. Eastern Illinois, 2/21/83
- 12, Basil Robinson, vs. Missouri-St. Louis, 1/4/86
- 12, Basil Robinson, vs. Northern Iowa, 2/10/86
- 12, Doug Lewis, vs. Valparaiso, 3/7/89
- 12, Arnold Bernard, vs. Northern Iowa, 3/1/90
- 12, Arnold Bernard, vs. Prairie View A&M, 12/7/90
- 12, Arnold Bernard, at Drake, 1/14/91
- 12, Arnold Bernard, vs. Wichita State, 2/2/91
- 12, Arnold Bernard, vs. Bradley, 2/16/91
- 12, William Fontleroy, at Illinois State, 2/15/98
- 12, Justin Fuehrmeyer, vs. UNC Greensboro, 11/17/07
- 12, Michael Bizoukas, vs. Evansville, 1/15/12

Blocked Shots

1. 7, Scott Hawk, vs. Kentucky Wesleyan, 1/11/77
- 7, Ricky Johnson, at Valparaiso, 1/29/83
- 7, Gaige Prim, at Northern Iowa, 12/27/20
4. 6, Ed Liliensiek, vs. Henderson State, 12/15/79
- 6, Ricky Johnson, vs. Southern, 11/29/82
- 6, Ricky Johnson, at Central Missouri, 1/30/82
- 6, Jeff Ford, vs. Northern Iowa, 3/1/90
- 6, Tony Graves, at Drake, 2/18/93
- 6, Johnny Epps, at Creighton, 1/27/96
- 6, Danny Moore, at Bradley, 2/13/98
- 6, Danny Moore, vs. Texas Southern, 12/4/98
- 6, Drew Richards, vs. Harding, 11/16/07
- 6, Obediah Church, vs. Fontbonne, 11/17/16
- 6, Obediah Church, at Drake, 2/18/17
15. 5, done 26 times, last by Gaige Prim vs. Alabama St., 11/13/21

Steals

1. 8, Winston Garland, vs. Pittsburg, 3/12/86
2. 7, Doug Lewis, at Illinois-Chicago, 2/25/88
3. 6, Jimmie Dull, vs. Missouri S&T, 1/24/77
- 6, Jimmie Dull, vs. Northwest Missouri, 1/5/78
- 6, Jimmie Dull, vs. Lincoln, 1/23/78
- 6, Randy Towe, at Central Missouri, 2/5/79
- 6, Larry Lewis, at Evansville, 2/20/80
- 6, Keith Hilliard, vs. Wis.-Eau Claire, 12/12/81
- 6, Winston Garland, vs. Benedictine, 11/23/85
- 6, Arnold Bernard, vs. Washington (at El Paso, Texas), 12/28/90
- 6, Rodney Perry, vs. Indiana State, 2/20/93
- 6, Anthony Edwards, at Tulsa, 12/11/93
- 6, Kevin Ault, vs. Long Beach State, 12/9/98
- 6, Deven Mitchell, vs. Illinois State, 2/26/05
- 6, Spencer Laurie, vs. Indiana State, 1/15/08
- 6, Chris Kendrix, vs. Utah State, 12/11/15
- 6, Jarred Dixon, vs. Illinois State, 1/30/16

Career percentages based on minimum
2.0 FG, 1.5 FT, 0.75 3FG made/game
50 games played
Season percentages based on minimum
2.0 FG, 1.5 FT, 0.5 3FG made/game



Points

1. Winston Garland (1986-87).....	720
2. Isaiah Mosley (2021-22).....	692
3. Curtis Perry (1969-70).....	684
4. Danny Moore (1996-97).....	645
5. Mike Robinson (1979-80).....	630
6. Darryl Garrison (1973-74).....	617
7. Jimmie Dull (1977-78).....	617
8. Zack Townsend (1971-72).....	589
9. Darryl Garrison (1974-75).....	578
10. Curtis Perry (1968-69).....	572
11. Jimmie Dull (1976-77).....	567
12. Dennis Hill (1973-74).....	562
13. Kyle Weems (2010-11).....	561
14. Darryl Reid (1990-91).....	555
15. Gaige Prim (2021-22).....	555
16. Darryl Reid (1989-90).....	550
17. Danny Bolden (1966-67).....	549
18. Danny Moore (1998-99).....	543
19. Johnny Murdock (1992-93).....	536
20. Hubert Henderson (1988-89).....	533
21. Winston Garland (1985-86).....	528
22. Mike Robinson (1978-79).....	524
23. Jim Gant (1965-66).....	522
24. Chuck Williams (1968-69).....	519
25. Don Anielak (1952-53).....	515
26. Blake Ahearn (2006-07).....	509
27. Johnny Murdock (1993-94).....	506
28. Danny Moore (1997-98).....	503
29. Blake Ahearn (2005-06).....	501
30. Kyle Weems (2011-12).....	500
31. Alize Johnson (2017-18).....	495
32. Keandre Cook (2019-20).....	493
33. Kyle Weems (2009-10).....	491
34. Keith Hilliard (1981-82).....	488
35. Alize Johnson (2016-17).....	487
36. Jim Murphy (1950-51).....	483
37. Dale Lamberth (2007-08).....	480
38. Lee Campbell (1989-90).....	482
39. Chuck Williams (1969-70).....	477
40. Isaiah Mosley (2020-21).....	475
41. Kevin Ault (1997-98).....	474
42. Jamar Gulley (2013-14).....	474
43. Deven Mitchell (2007-08).....	473
44. Dennis Hill (1974-75).....	472
45. Johnny Murdock (1994-95).....	471
46. Adam Leonard (2009-10).....	467
47. Andy Newton (1975-76).....	465
48. Forrest Hamilton (1952-53).....	464
49. Darryl Garrison (1972-73).....	462
50. Kelby Stuckey (1987-88).....	459
51. Lou Shepherd (1967-68).....	454
52. Terrance McGee (2001-02).....	454
53. Clay Holt (1987-88).....	453
54. Anthony Downing (2012-13).....	453
55. Gene Ruble (1948-49).....	451
56. Coleco Buie (1996-97).....	449
57. Art Helms (1953-54).....	448
58. Danny Bolden (1965-66).....	448
59. Kelby Stuckey (1988-89).....	447
60. Allen Phillips (1999-2000).....	442
61. Chuck Williams (1970-71).....	438
62. Handy Johnson (1984-85).....	437
63. Stan Worthy (1987-88).....	436
64. Terrance McGee (2002-03).....	433
65. Jim Gummersbach (1966-67).....	431
66. Phil Schlegel (1985-86).....	422
67. Bobby Howard (1982-83).....	421
68. Jarred Dixon (2018-19).....	420
69. Dequon Miller (2016-17).....	419
70. Jim Gant (1964-65).....	418
71. Randy Stange (1984-85).....	416
72. Mike Wallace (2001-02).....	415
73. Ben Kandlbinder (1995-96).....	413
74. Keandre Cook (2018-19).....	411
75. Greg Bell (1985-86).....	410
76. Danny Bolden (1964-65).....	409
77. Jermaine Mallett (2010-11).....	409
78. Jack Israel (1958-59).....	407
79. Dequon Miller (2015-16).....	406
80. Arnold Bernard (1990-91).....	405
81. Don Anielak (1963-64).....	404
82. Curtis Perry (1967-68).....	402
83. Scott Brakebill (2001-02).....	402
84. Gaige Prim (2020-21).....	400
85. Jay Kinser (1959-60).....	398
86. Will Creekmore (2010-11).....	395
87. Jerry Kirksey (1960-61).....	390
88. Joe Ward (1982-83).....	390
89. Kevin Ault (1998-99).....	387
90. Ardie McCoy (1969-70).....	385
91. Tullio Da Silva (2018-19).....	385
92. Gene Ruble (1949-50).....	383
93. Gaige Prim (2019-20).....	383
94. Jermaine Mallett (2009-10).....	382

Scoring Average

1. Zack Townsend (1971-72).....	24.5
2. Curtis Perry (1969-70).....	24.4
3. Mike Robinson (1979-80).....	23.3
4. Jim Gant (1965-66).....	22.7
5. Jimmie Dull (1976-77).....	22.7

6. Darryl Garrison (1974-75).....	22.2
7. Jimmie Dull (1977-78).....	22.0
8. Winston Garland (1986-87).....	21.2
9. Mike Robinson (1978-79).....	21.0
10. Darryl Garrison (1973-74).....	20.6

Games Played

1. Weems, Leonard, Mallett, Ricks, Creekmore, Patterson, (2009-10).....	36
2. Weems, Mallett, Creekmore, Leonard, Ricks, Scheer (2010-11).....	35

Minutes Played

1. Darryl Reid (1990-91).....	1277
2. Basil Robinson (1986-87).....	1191
3. Adam Leonard (2009-10).....	1178
4. Adam Leonard (2010-11).....	1178
5. Dequon Miller (2016-17).....	1174
6. Arnold Bernard (1990-91).....	1170
7. Jermaine Mallett (2010-11).....	1153
8. Anthony Downing (2012-13).....	1133
9. Winston Garland (1986-87).....	1119
10. Winston Garland (1985-86).....	1112

Minutes Per Game

1. Darryl Reid (1990-91).....	37.6
2. Mike Robinson (1979-80).....	37.5
3. Darryl Garrison (1974-75).....	37.4
4. Ricky Johnson (1982-83).....	36.8
5. Jimmie Dull (1977-78).....	36.6
6. Dennis Hill (1974-75).....	36.2
7. Darryl Garrison (1973-74).....	36.1
8. Clay Holt (1987-88).....	36.1
9. Johnny Murdock (1994-95).....	36.0
10. William Doolittle (1973-74).....	36.0

20-Point Games

1. Curtis Perry (1969-70).....	22
2. Winston Garland (1986-87).....	21
3. Zack Townsend (1971-72).....	20
4. Isaiah Mosley (2021-22).....	20
5. Darryl Garrison (1973-74).....	18
6. Jim Gant (1965-66).....	17
7. Darryl Garrison (1974-75).....	17
8. Mike Robinson (1979-80).....	17
9. Jimmie Dull (1977-78).....	16
10. Dennis Hill (1973-74).....	15
11. Jimmie Dull (1976-77).....	15
12. Mike Robinson (1978-79).....	15

Double-Figure Scoring Games

1. Winston Garland (1986-87).....	34
2. Danny Moore (1996-97).....	33
3. Kyle Weems (2010-11).....	33
4. Danny Moore (1998-99).....	30
5. Kyle Weems (2009-10).....	30
6. Kyle Weems (2011-12).....	30
7. Gaige Prim (2021-22).....	30
8. Curtis Perry (1968-69).....	29
9. Darryl Garrison (1973-74).....	29
10. Winston Garland (1985-86).....	29
11. Deven Mitchell (2007-08).....	29

Double-Figure Scoring & Rebounding Games

1. Curtis Perry (1968-69).....	30
2. Curtis Perry (1969-70).....	23
3. Alize Johnson (2017-18).....	23
4. Mike Robinson (1978-79).....	18
5. Lee Campbell (1989-90).....	18
6. Mike Robinson (1979-80).....	17
7. Alize Johnson (2016-17).....	17
8. Curtis Perry (1967-68).....	15
9. Mike Wallace (2001-02).....	14
10. William Doolittle (1973-74).....	13
11. Dennis Hill (1974-75).....	13

Rebounds

1. Curtis Perry (1969-70).....	478
2. Curtis Perry (1968-69).....	427
3. Alize Johnson (2017-18).....	384
4. William Doolittle (1973-74).....	380
5. Bill Lea (1951-52).....	379
6. William Doolittle (1972-73).....	376
7. Mike Robinson (1979-80).....	367
8. Lee Campbell (1989-90).....	363
9. Alize Johnson (2016-17).....	351
10. Curtis Perry (1967-68).....	323

Rebounding Average

1. Curtis Perry (1969-70).....	17.1
2. Curtis Perry (1968-69).....	14.7
3. Mike Robinson (1979-80).....	13.6
4. William Doolittle (1972-73).....	13.4
5. Bill Lea (1951-52).....	13.1
6. Curtis Perry (1967-68).....	12.9
7. Don Carlson (1964-65).....	12.7
8. William Doolittle (1973-74).....	12.7
9. Danny Bolden (1964-65).....	12.5
10. Lee Campbell (1989-90).....	12.5

Field Goals

1. Curtis Perry (1969-70).....	277
2. Mike Robinson (1979-80).....	274
3. Winston Garland (1986-87).....	274

4. Darryl Garrison (1973-74).....	260
5. Jimmie Dull (1977-78).....	255
6. Darryl Garrison (1974-75).....	251
7. Isaiah Mosley (2021-22).....	251
8. Curtis Perry (1968-69).....	242
9. Mike Robinson (1978-79).....	241
10. Zack Townsend (1971-72).....	238

Field Goal Attempts

1. Darryl Garrison (1973-74).....	566
2. Curtis Perry (1969-70).....	560
3. Winston Garland (1986-87).....	545
4. Dennis Hill (1973-74).....	540
5. Jimmie Dull (1977-78).....	524
6. Curtis Perry (1968-69).....	522
7. Mike Robinson (1979-80).....	514
8. Jimmy Murphy (1950-51).....	506
9. Jim Gant (1965-66).....	500
10. Isaiah Mosley (2021-22).....	498

Field Goal Percentage (min. 2.0 FG/game)

1. Lee Campbell (1989-90).....	698
2. Derek Thomas (1984-85).....	692
3. Obediah Church (2016-17).....	659
4. Eric Gray (1983-84).....	654
5. Lee Campbell (1988-89).....	645
6. Kelby Stuckey (1987-88).....	641
7. David Brewer (1990-91).....	624
8. Tamarr Maclin (2001-05).....	613
9. Kelby Stuckey (1986-87).....	608
10. Stan Worthy (1987-88).....	606

Three-Point Field Goals

1. Adam Leonard (2009-10).....	103
2. Johnny Murdock (1992-93).....	94
3. Blake Ahearn (2006-07).....	94
4. Kevin Ault (1997-98).....	91
5. Adam Leonard (2010-11).....	86
6. Johnny Murdock (1993-94).....	82
7. Ja'Monta Black (2021-22).....	77
8. Blake Ahearn (2005-06).....	74
9. Jaylen Minnett (2021-22).....	74
10. Kyle Weems (2009-10).....	72
11. Austin Ruder (2013-14).....	72

Three-Point Field Goal Attempts

1. Adam Leonard (2009-10).....	264
2. Johnny Murdock (1993-94).....	238
3. Adam Leonard (2010-11).....	231
4. Johnny Murdock (1992-93).....	222
5. Kevin Ault (1997-98).....	212
6. Blake Ahearn (2006-07).....	202
7. Ja'Monta Black (2021-22).....	199
8. Blake Ahearn (2005-06).....	196
9. Jaylen Minnett (2021-22).....	185
10. Johnny Murdock (1994-95).....	183

Three-Point Field Goal Pct. (min. 0.5 3pt./game)

1. Jason Gilbert (2002-03).....	526
2. Winston Garland (1986-87).....	504
3. Jeff Ford (1989-90).....	500
4. Andre Rigsby (1990-91).....	485
5. Dale Lamberth (2005-06).....	469
6. Josh Hotz (1995-96).....	466
7. Blake Ahearn (2006-07).....	465
8. Deke Thompson (2004-05).....	454
9. Robert Yanders (2001-02).....	444
10. Arnold Bernard (1989-90).....	443

Personal Fouls

1. David Brewer (1990-91).....	111
2. Art Helms (1952-53).....	110
3. Bill Thomas (1952-53).....	108
4. Kyle Weems (2009-10).....	108
5. Danny Moore (1996-97).....	105
6. Drew Richards (2006-07).....	105
7. Wade Knapp (2008-09).....	105
8. Doug Lewis (1988-89).....	104
9. Kelby Stuckey (1986-87).....	103
10. Tamarr Maclin (1904-05).....	103
11. Jamar Gulley (2013-14).....	103

PF Disqualifications

1. Jimmie Dull (1976-77).....	10
2. Sky Frazier (2005-06).....	10
3. Scott Hawk (1974-75).....	7
4. Arnold Bernard (1990-91).....	7
5. 12 times, last Camryn Boone (2014-15).....	6

Free Throws

1. Danny Moore (1996-97).....	214
2. Danny Moore (1997-98).....	173
3. Kelby Stuckey (1988-89).....	161
4. Deven Mitchell (2007-08).....	159
5. Darryl Reid (1989-90).....	155
6. Arnold Bernard (1990-91).....	155
7. Darryl Reid (1990-91).....	155
8. Danny Moore (1998-99).....	151

9. Don Anielak (1952-53).....	145
10. Jackie Crawford (1991-92).....	142

Free Throw Attempts

1. Danny Moore (1996-97).....	276
2. Kelby Stuckey (1988-89).....	231
3. Don Anielak (1952-53).....	225
4. Darryl Reid (1990-91).....	222
5. Arnold Bernard (1990-91).....	215
6. Curtis Perry (1969-70).....	207
7. Danny Moore (1997-98).....	207
8. Danny Moore (1998-99).....	202
9. Darryl Reid (1989-90).....	200
10. Keith Hilliard (1981-82).....	193

Free Throw Percentage (min. 1.5 FT/game)

1. Blake Ahearn (2003-04).....	975
2. Blake Ahearn (2004-05).....	947
3. Blake Ahearn (2005-06).....	936
4. Blake Ahearn (2006-07).....	925
5. Lamont West (2019-20).....	912
6. Isaiah Mosley (2021-22).....	902
7. Kevin Ault (1997-98).....	900
8. Marcus Marshall (2014-15).....	899
9. Deven Mitchell (2007-08).....	893
10. Jerry Stockard (1960-61).....	872

Assists

1. Arnold Bernard (1990-91).....	257
2. Randy Towe (1978-79).....	241
3. Arnold Bernard (1989-90).....	199
4. Brian Smith (1984-85).....	185
5. Randy Towe (1977-78).....	184
6. Doug Lewis (1988-89).....	183
7. Basil Robinson (1986-87).....	178
8. Michael Bizoukas (2011-12).....	174
9. Andy Newton (1974-75).....	170
10. Basil Robinson (1985-86).....	170

Assists Per Game

1. Randy Towe (1978-79).....	9.3
2. Arnold Bernard (1990-91).....	7.6
3. Randy Towe (1977-78).....	7.1
4. Wes Dunn (1979-80).....	7.1
5. Arnold Bernard (1989-90).....	6.9
6. Andy Newton (1974-75).....	6.5
7. Brian Smith (1984-85).....	6.2
8. Doug Lewis (1988-89).....	6.1
9. Keith Hilliard (1981-82).....	6.1
10. Michael Bizoukas (2011-12).....	5.44

Assist-to-Turnover Ratio

1. Randy Towe (1978-79).....	4.46
2. Randy Towe (1977-78).....	3.68
3. Brian Smith (1984-85).....	3.63
4. Josh Webster (2018-19).....	3.04
5. Michael Bizoukas (2011-12).....	2.95
6. Brian Smith (1982-83).....	2.89
7. Basil Robinson (1986-87).....	2.618
8. Basil Robinson (1985-86).....	2.615
9. Brian Smith (1983-84).....	2.54
10. Wes Dunn (1979-80).....	2.49



Scoring

1. Daryl Garrison (1971-75).....	1975
2. Kyle Weems (2008-12).....	1868
3. Curtis Perry (1966-70).....	1835
4. Johnny Murdock (1991-95).....	1834
5. Danny Bolden (1963-67).....	1718
6. Danny Moore (1996-99).....	1691
7. Chuck Williams (1967-71).....	1687
8. Blake Ahearn (2003-07).....	1677
9. Jimmie Dull (1974-78).....	1532
10. Kevin Ault (1996-2000).....	1508
11. Isiah Mosley (2019-22).....	1434
12. Ben Kandlbinder (1994-98).....	1429
13. Gene Ruble (1946-50).....	1406
14. Jim Gant (1962-66).....	1341
15. Gaige Prim (2019-22).....	1338
16. Winston Garland (1985-87).....	1248
17. Jarred Dixon (2015-19).....	1245
18. Kelby Stuckey (1985-89).....	1188
19. Scott Brakebill (1998-2002).....	1170
20. Mike Robinson (1978-80).....	1154
Larry Lewis (1976-80).....	1154
22. William Fontleroy (1996-2000).....	1133
23. Deven Mitchell (2003-08).....	1131
24. Darryl Reid (1989-91).....	1105
25. Andy Newton (1973-76).....	1079
26. Dennis Hill (1973-75).....	1034
27. Anthony Boggs (1980-84).....	1018
28. Max Oldham (1954-58).....	1016
Charles Marshall (1960-64).....	1016
30. Lou Shepherd (1964-68).....	1009
31. Jerry Anderson (1951-55).....	1000
32. Alize Johnson (2016-18).....	982
33. Jerry Kirksey (1958-61).....	973
34. Tyler Chaney (2003-07).....	957
35. Dale Lamberth (2005-08).....	954
36. Nathan Bilyeu (2003-07).....	939
37. Keandre Cook (2018-20).....	904
38. Phil Schlegel (1983-86).....	900
39. Don Anielak (1952-54).....	888
40. Terrance McGee (2001-03).....	887
41. Ed Liliensiek (1977-81).....	882
42. Will Creekmore (2008-11).....	881
43. Jimmy Murphy (1950-52).....	877
44. Dequan Miller (2015-17).....	825
45. Bill Lea (1948-52).....	823
46. Anthony Downing (2011-13).....	822
47. Ryan Kreklow (2015-19).....	820
48. Adam Leonard (2009-11).....	819
49. Coleco Buie (1995-97).....	817
50. Forrest Hamilton (1951-53).....	813
Marcus Marshall (2012-15).....	813
52. Tamar Maclin (2001-05).....	809
53. Jamar Gulley (2011-14).....	806
54. Milt McDonald (1974-78).....	805
55. Randy Magers (1970-74).....	791
Jermaine Mallett (2009-11).....	791
57. Russ Robinson (1955-59).....	787
58. Jay Kinser (1957-60).....	784
59. Monwell Randle (2000-04).....	782
60. Kellen Easley (2002-06).....	782
61. Eric Thompson (1969-73).....	781
62. Mike Wallace (2000-02).....	762
63. William Doolittle (1970-74).....	757
64. Greg Bell (1985-87).....	752
65. Joe Ward (1980-83).....	751
66. Art Helms (1952-54).....	750
67. Allen Phillips (1998-2000).....	744
68. Harry Policape (1976-80).....	739
69. Don Carlson (1963-67).....	736
Arnold Bernard (1989-91).....	736
71. Jack Israel (1957-59).....	732
72. Stan Worthing (1986-88).....	722
73. Caleb Patterson (2009-12).....	721
74. Lee Campbell (1988-90).....	719
75. Christian Kirk (2011-15).....	718
76. Bobby Howard (1981-83).....	716
Chris Kendrick (2014-17).....	716
78. Austin Ruder (2013-17).....	707
79. Randy Stange (1983-85).....	706
80. Mert Bancroft (1965-69).....	697
81. Tulio Da Silva (2018-20).....	693
82. Obediah Church (2015-18).....	692
83. Zack Townsend (1971-72).....	691
84. Spencer Laurie (2006-09).....	686
85. Jackie Crawford (1991-93).....	681
86. Bill Thomas (1950-53).....	678
87. Ryan Bettenhausen (1995-99).....	677
88. Phil Shannahan (1963-67).....	676
89. Dorrian Williams (2012-16).....	663
90. Merrill Andrews (2002-04).....	654
91. Camryn Boone (2014-16).....	647
92. Scott Hawk (1974-78).....	643
93. Carl Wilks (1958-62).....	637
94. Max Gee (1966-69).....	635
95. Ja'Monta Black (2019-22).....	629
96. Chris Ward (1984-86).....	628
97. Chuck Peterson (1953-55).....	617
Clay Holt (1986-88).....	617
99. Robert Yanders (2000-02).....	616
100. Jim Gummersbach (1965-67).....	615

- Two-year player

Scoring Average

1. Mike Robinson (1978-80).....	22.2
2. Winston Garland (1985-87).....	18.9
3. Jimmy Murphy (1950-52).....	18.5
4. Dennis Hill (1973-75).....	18.5
5. Daryl Garrison (1971-75).....	18.5
6. Curtis Perry (1966-70).....	17.5
Darryl Reid (1989-91).....	17.5
8. Don Anielak (1952-54).....	17.4
9. Danny Bolden (1963-67).....	17.4
10. Danny Moore (1996-99).....	17.3

Games Played

1. Kyle Weems (2008-12).....	134
2. Kevin Ault (1996-2000).....	132
Nathan Scheer (2009-14).....	132
4. William Fontleroy (1996-2000).....	130
5. Blake Ahearn (2003-07).....	129
6. Deven Mitchell (2003-08).....	128
Jarred Dixon (2015-19).....	128
8. Ryan Bettenhausen (1995-99).....	126
9. Christian Kirk (2011-15).....	125
Ryan Kreklow (2015-19).....	125

Winning Games Played

1. Kelby Stuckey (1985-89).....	87
2. Kevin Ault (1996-2000).....	85
3. William Fontleroy (1996-2000).....	84
4. Gene Ruble (1946-50).....	83
Jerry Anderson (1951-55).....	83
6. Blake Ahearn (2003-07).....	82
7. Basil Robinson (1982-87).....	80
8. Curtis Perry (1966-70).....	79
Nathan Bilyeu (2003-07).....	79
10. Ryan Bettenhausen (1995-99).....	78

Minutes Played

1. Johnny Murdock (1991-95).....	3995
2. Kyle Weems (2008-12).....	3981
3. Kevin Ault (1996-2000).....	3802
4. William Fontleroy (1996-2000).....	3621
5. Jarred Dixon (2015-19).....	3430
6. Blake Ahearn (2003-07).....	3416
7. Ben Kandlbinder (1994-98).....	3407
8. Anthony Boggs (1980-84).....	3123
9. Dorrian Williams (2012-16).....	3101
10. Clint Thomas (1991-95).....	3020

Minutes Per Game

1. Mike Robinson (1978-80).....	36.5
2. Darryl Reid (1989-91).....	36.5
3. Dennis Hill (1973-75).....	35.6
4. Keith Jackson (1987-89).....	35.5
5. Dequan Miller (2015-17).....	35.1
6. Johnny Murdock (1991-95).....	34.4
7. Winston Garland (1985-87).....	33.8
8. Robert Yanders (2000-02).....	33.4
9. Doug Lewis (1987-89).....	33.2
10. Arnold Bernard (1989-91).....	33.2
Adam Leonard (2009-11).....	33.2

20-Point Games

1. Daryl Garrison (1971-75).....	46
2. Curtis Perry (1966-70).....	44
3. Johnny Murdock (1991-95).....	41
4. Danny Bolden (1963-67).....	35
Isiah Mosley (2019-22).....	35
6. Jimmie Dull (1974-78).....	34
Chuck Williams (1967-71).....	34
8. Jim Gant (1962-66).....	33
9. Mike Robinson (1978-80).....	32
10. Winston Garland (1985-87).....	31
Danny Moore (1996-99).....	31

Double-Figure Scoring Games

1. Kyle Weems (2008-12).....	110
2. Daryl Garrison (1971-75).....	97
3. Johnny Murdock (1991-95).....	90
Danny Moore (1996-99).....	90
5. Danny Bolden (1963-67).....	87
6. Curtis Perry (1966-70).....	86
Chuck Williams (1967-71).....	86
8. Kevin Ault (1996-2000).....	81
Blake Ahearn (2003-07).....	81
10. Gene Ruble (1946-50).....	80

Rebounds

1. Curtis Perry (1966-70).....	1424
2. Danny Bolden (1963-67).....	1133
3. William Doolittle (1970-74).....	1042
4. Don Carlson (1963-67).....	844
Kyle Weems (2008-12).....	844
6. Alize Johnson (2016-18).....	735
7. Lou Shepherd (1964-68).....	701
8. Tamar Maclin (2001-05).....	697
9. Clint Thomas (1991-95).....	666
10. Carl Wilks (1958-62).....	662

Rebounding Average

1. Curtis Perry (1966-70).....	13.6
2. Mike Robinson (1978-80).....	12.5
3. Danny Bolden (1963-67).....	11.4
4. Alize Johnson (2016-18).....	11.1
5. Charlie Taylor (1957-59).....	10.9
6. Don Carlson (1963-67).....	10.7

7. William Doolittle (1970-74).....	9.9
8. Dennis Hill (1973-75).....	9.0
9. Lee Campbell (1988-90).....	8.9
10. Carl Wilks (1958-62).....	8.7

Field Goals

1. Daryl Garrison (1971-75).....	830
2. Curtis Perry (1966-70).....	766
3. Chuck Williams (1967-71).....	704
4. Kyle Weems (2008-12).....	681
5. Danny Bolden (1963-67).....	652
6. Jimmie Dull (1974-78).....	641
7. Johnny Murdock (1991-95).....	623
8. Danny Moore (1996-99).....	574
9. Gene Ruble (1946-50).....	532
Jim Gant (1962-66).....	532

Field Goal Attempts

1. Daryl Garrison (1971-75).....	1755
2. Curtis Perry (1966-70).....	1667
3. Chuck Williams (1967-71).....	1581
4. Kyle Weems (2008-12).....	1550
5. Johnny Murdock (1991-94).....	1522
6. Danny Bolden (1963-67).....	1461
7. Jimmie Dull (1974-78).....	1375
8. Jim Gant (1962-66).....	1305
9. Blake Ahearn (2003-07).....	1142
10. Kevin Ault (1996-2000).....	1123

Field Goal Percentage (min. 50g & 2.0 FG/game)

1. Lee Campbell (1988-90).....	680
2. Obediah Church (2015-18).....	629
3. Kelby Stuckey (1985-89).....	610
4. David Brower (1986-91).....	601
5. Stan Worthing (1986-88).....	599
6. Eric Gray (1982-84).....	595
7. Randy Stange (1983-85).....	564
8. Greg Bell (1985-87).....	557
9. Mike Wallace (2000-02).....	5564
10. Ron Bruton (1998-2000).....	5555

Three-Point Field Goals

1. Blake Ahearn (2003-07).....	276
2. Johnny Murdock (1991-95).....	266
3. Kevin Ault (1996-2000).....	254
4. Kyle Weems (2008-12).....	240
5. Adam Leonard (2009-11).....	189
6. Austin Ruder (2013-17).....	173
7. Ryan Kreklow (2015-19).....	168
8. Ja'Monta Black (2019-22).....	158
9. Spencer Laurie (2006-09).....	148
10. Ben Kandlbinder (1994-98).....	142

Three-Point Field Goal Attempts

1. Johnny Murdock (1991-95).....	720
2. Blake Ahearn (2003-07).....	676
3. Kevin Ault (1996-2000).....	665
4. Kyle Weems (2008-12).....	641
5. Adam Leonard (2009-11).....	495
6. Austin Ruder (2013-17).....	476
7. Ryan Kreklow (2015-19).....	457
8. Ja'Monta Black (2019-22).....	419
9. Ben Kandlbinder (1994-98).....	404
Spencer Laurie (2006-09).....	404

Three-Point Field Goal Pct. (min. 0.75 3pt./game)

1. Winston Garland (1986-87).....	504
2. Jason Gilbert (2001-03).....	446
3. Josh Hotz (1995-97).....	429
4. Daniel Novak (2000-02).....	420
5. Deke Thompson (2004-06).....	414
6. Isiah Mosley (2019-22).....	410
7. Coleco Buie (1995-97).....	409
8. Blake Ahearn (2003-07).....	408
9. Dale Lamberth (2005-08).....	406
10. Keandre Cook (2018-20).....	401

Personal Fouls

1. Kyle Weems (2008-12).....	382
2. Clint Thomas (1991-95).....	338
3. Tamar Maclin (2001-05).....	327
4. Drew Richards (2005-08).....	325
5. William Fontleroy (1996-00).....	323
6. Deven Mitchell (2003-08).....	315
7. Jerry Anderson (1951-55).....	302
8. Anthony Boggs (1980-84).....	300
9. Ben Kandlbinder (1994-98).....	298
10. Jimmie Dull (1974-78).....	295

PF Disqualifications

1. Jimmie Dull (1974-78).....	19
2. Jerry Kirksey (1958-61).....	15
Kyle Weems (2008-12).....	15
4. Kelby Stuckey (1985-89).....	14
5. Scott Hawk (1974-78).....	13
6. Scott Brakebill (1998-2002).....	13
7. Ed Liliensiek (1977-81).....	12
8. Christian Kirk (2011-15).....	12
9. Five players with	11

Free Throws

1. Danny Moore (1996-99).....	538
2. Blake Ahearn (2003-07).....	435
3. Danny Bolden (1963-67).....	414
4. Kelby Stuckey (1985-89).....	378

5. Nathan Bilyeu (2003-07).....	351
6. Gene Ruble (1946-50).....	342
7. Deven Mitchell (2003-08).....	335
8. Johnny Murdock (1991-95).....	322
9. Jerry Anderson (1951-55).....	320
10. Jerry Kirksey (1958-61).....	319

Free Throw Attempts


1. Danny Moore (1996-99).....	685
2. Danny Bolden (1963-67).....	597
3. Kelby Stuckey (1985-89).....	550
4. William Fontleroy (1996-2000).....	490
5. Curtis Perry (1966-70).....	488
6. Jerry Anderson (1951-55).....	487
7. Nathan Bilyeu (2003-07).....	485
8. Blake Ahearn (2003-07).....	460
9. Johnny Murdock (1991-95).....	445
10. Darryl Reid (1989-91).....	422

Free Throw Percentage (min. 50g & 1.5 FT/game)

1. Blake Ahearn (2003-06).....	947
2. Isiah Mosley (2019-22).....	874
3. Randy Stange (1983-85).....	855
4. Kevin Ault (1996-2000).....	843
5. Mark Lance (1980-82).....	8390
6. Kellen Easley (2002-06).....	8387
7. Robert Yanders (2000-02).....	835
8. Clay Holt (1986-88).....	831
9. Jermaine Mallett (2009-11).....	828
10. Jerry Stockard (1958-61).....	825

Assists


1. Randy Towe (1974-79).....	507
2. William Fontleroy (1996-2000).....	471
3. Arnold Bernard (1989-91).....	456
4. Andy Newton (1973-76).....	444
5. Brian Smith (1981-85).....	435
6. Basil Robinson (1982-87).....	391
7. Anthony Boggs (1980-84).....	377
8. Daryl Garrison (1971-75).....	374
9. Dorrain Williams (2012-16).....	373
10. Johnny Murdock (1991-95).....	367

**1. DARYEL GARRISON****1,975 points**


Year	G	Reb	Pts	Avg.
1971-72	23	111	318	13.8
1972-73	28	103	462	16.5
1973-74	30	204	617	20.6
1974-75	26	129	578	22.2
Total	107	547	1975	18.5

**2. KYLE WEEMS****1,868 points**

Year	G	Reb	Pts	Avg.
2008-09	31	152	316	10.2
2009-10	36	223	491	13.6
2010-11	35	240	561	16.0
2011-12	32	229	500	15.6
Total	134	844	1868	13.9

**3. CURTIS PERRY****1,835 points**


Year	G	Reb	Pts	Avg.
1966-67	23	196	177	7.6
1967-68	25	323	402	16.0
1968-69	29	427	572	19.7
1969-70	28	478	684	24.4
Total	105	1424	1835	17.5

**4. JOHNNY MURDOCK****1,834 points**


Year	G	Reb	Pts	Avg.
1991-92	31	67	321	10.4
1992-93	31	90	536	17.3
1993-94	27	91	506	18.7
1994-95	27	78	471	17.4
Total	116	326	1834	15.8

**5. DANNY BOLDEN****1,718 points**

Year	G	Reb	Pts	Avg.
1963-64	23	274	312	13.6
1964-65	23	288	409	17.7
1965-66	25	263	448	18.0
1966-67	28	308	549	19.6
Total	99	1133	1718	17.4

**6. DANNY MOORE****1,691 points**


Year	G	Reb	Pts	Avg.
1996-97	33	241	645	19.5
1997-98	32	192	503	15.7
1998-99	33	201	543	16.5
Total	98	634	1691	17.3

**7. CHUCK WILLIAMS****1,687 points**


Year	G	Reb	Pts	Avg.
1967-68	21	94	253	12.0
1968-69	29	174	519	17.9
1969-70	28	157	477	17.0
1970-71	25	153	438	17.5
Total	103	578	1687	16.4

**8. BLAKE AHEARN****1,677 points**

Year	G	Reb	Pts	Avg.
2003-04	33	39	346	10.5
2004-05	32	38	321	10.0
2005-06	31	71	501	16.2
2006-07	33	73	509	15.4
Total	129	221	1677	13.0

**9. JIMMIE DULL****1,532 points**


Year	G	Reb	Pts	Avg.
1974-75	12	17	42	2.5
1975-76	26	152	306	11.8
1976-77	25	201	567	22.7
1977-78	28	189	617	22.0
Total	91	559	1532	16.8

**10. KEVIN AULT****1,508 points**

Year	G	Reb	Pts	Avg.
1996-97	33	89	286	8.7
1997-98	32	118	474	14.8
1998-99	33	147	387	11.7
1999-00	34	117	361	10.6
Total	132	471	1508	11.4

**11. ISIAH MOSLEY****1,434 points**

Year	G	Reb	Pts	Avg.
2019-20	32	114	267	8.3
2020-21	24	150	475	19.8
2021-22	34	212	692	20.4
Total	90	476	1434	15.9

**12. BEN KANDBINDER****1,429 points**

Year	G	Reb	Pts	Avg.
1994-95	26	106	305	11.7
1995-96	28	159	413	14.8
1996-97	33	175	363	11.0
1997-98	27	148	348	12.9
Total	114	588	1429	12.5

**13. GENE RUBLE****1,406 points**


Year	G	Reb	Pts	Avg.
1946-47	22	--	215	9.8
1947-48	27	--	357	13.2
1948-49	27	--	451	16.7
1949-50	24	--	383	16.0
Total	100	--	1406	14.1

**14. JIM GANT****1,341 points**

Year	G	Reb	Pts	Avg.
1962-63	14	46	166	11.9
1963-64	22	60	235	10.7
1964-65	23	54	418	18.1
1965-66	23	73	522	22.7
Total	82	233	1341	16.4

**15. GAIGE PRIM****1,338 points**


Year	G	Reb	Pts	Avg.
2019-20	28	137	383	13.7
2020-21	24	218	400	16.7
2021-22	34	272	555	16.3
Total	86	627	1338	15.6

**16. WINSTON GARLAND****1,248 points**


Year	G	Reb	Pts	Avg.
1985-86	32	116	528	16.5
1986-87	34	85	720	21.2
Total	66	201	1248	18.9

**17. JARRED DIXON****1,245 points**

Year	G	Reb	Pts	Avg.
2015-16	30	68	240	8.0
2016-17	33	83	285	8.6
2017-18	33	91	300	9.1
2018-19	32	83	420	13.1
Total	128	325	1245	9.7

**18. KELBY STUCKEY****1,188 points**


Year	G	Reb	Pts	Avg.
1985-86	21	26	32	1.5
1986-87	33	182	250	7.6
1987-88	29	221	459	15.8
1988-89	31	232	447	14.4
Total	114	661	1188	10.4

**19. SCOTT BRAKEBILL****1,170 points**


Year	G	Reb	Pts	Avg.
1998-99	33	91	139	4.2
1999-00	34	196	378	11.1
2000-01	20	95	251	12.6
2001-02	28	160	402	14.4
Total	115	542	1170	10.2

**20. MIKE ROBINSON****1,154 points**

Year	G	Reb	Pts	Avg.
1978-79	25	283	524	21.0
1979-80	27	367	630	23.3
Total	52	650	1154	22.2

**t20. LARRY LEWIS****1,154 points**


Year	G	Reb	Pts	Avg.
1976-77	16	67	121	7.6
1977-78	28	141	367	13.1
1978-79	26	103	358	13.8
1979-80	27	152	308	11.4
Total	97	463	1154	11.9

**22. WILLIAM FONTLEROY****1,133 points**

Year	G	Reb	Pts	Avg.
1996-97	33	103	222	6.7
1997-98	32	86	240	7.5
1998-99	33	87	358	10.8
1999-00	32	94	313	9.8
Total	130	370	1133	8.7

**23. DEVEN MITCHELL****1,131 points**


Year	G	Reb	Pts	Avg.
2003-04	32	124	135	4.2
2004-05	30	87	168	5.6
2006-07	33	166	355	10.8
2007-08	33	202	473	14.3
Total	128	579	1131	8.8

**24. DARRYL REID****1,105 points**

Year	G	Reb	Pts	Avg.
1989-90	29	111	550	19.0
1990-91	34	129	555	16.3
Total	63	240	1105	17.5

**25. ANDY NEWTON****1,079 points**

Year	G	Reb	Pts	Avg.
1973-74	30	78	342	11.4
1974-75	26	53	272	10.5
1975-76	26	97	465	17.9
Total	82	228	1079	13.1

**26. DENNIS HILL****1,034 points**

Year	G	Reb	Pts	Avg.
1973-74	30	253	562	18.7
1974-75	26	250	472	18.2
Total	56	503	1034	18.5

**27. ANTHONY BOGGS****1,018 points**

Year	G	Reb	Pts	Avg.
1980-81	30	67	204	6.8
1981-82	27	39	145	5.4
1982-83	28	66	330	11.8
1983-84	28	80	339	12.1
Total	113	252	1018	9.0

**t28. MAX OLDHAM****1,016 points**

Year	G	Reb	Pts	Avg.
1954-55	16	--	123	7.7
1955-56	21	--	294	14.0
1956-57	20	109	278	13.5
1957-58	24	160	321	13.4
Total	81	--	1016	12.5



Year	Record	FGM-FGA	FG%	3FG-FGA	3FG%	FTM-FTA	FT%	REB	AVG	PF	PTS	AVG
1953-54	22-7	741-	—	—	—	583-926	.630	—	—	601	2065	71.2
Opponents		599-	—	—	—	610-864	.706	—	—	602	1762	60.8
1954-55	11-9	480-1302	.368	—	—	392-639	.614	—	—	357	1352	67.6
Opponents		—	—	—	—	—	—	—	—	—	1302	65.1
1955-56	15-6	524-1252	.419	—	—	387-594	.651	—	—	323	1435	67.9
Opponents		480-	—	—	—	388-	—	—	—	354	1348	64.1
1956-57	12-8	513-1256	.408	—	—	399-619	.645	744	37.2	351	1515	75.8
Opponents		496-1305	.372	—	—	349-535	.652	—	—	369	1376	68.8
1957-58	22-2	677-1535	.441	—	—	468-725	.645	1074	44.8	469	1822	75.9
Opponents		517-1423	.363	—	—	364-590	.617	—	—	507	1398	58.3
1958-59	23-3	695-1537	.452	—	—	553-773	.715	1095	40.2	494	1943	74.7
Opponents		588-1538	.382	—	—	424-659	.643	—	—	513	1600	61.2
1959-60	14-9	585-1384	.423	—	—	460-669	.687	904	39.3	451	1682	73.1
Opponents		553-1335	.414	—	—	383-589	.650	393	17.0	463	1550	67.4
1960-61	10-13	605-1421	.426	—	—	453-605	.749	891	38.7	433	1650	71.7
Opponents		618-1468	.421	—	—	402-586	.686	1070	46.5	426	1645	71.5
1961-62	15-8	622-1514	.411	—	—	431-594	.725	1089	47.3	423	1675	72.8
Opponents		596-1525	.391	—	—	378-575	.657	1048	45.6	430	1570	60.3
1962-63	8-15	640-1612	.397	—	—	335-475	.705	1020	44.3	402	1615	70.2
Opponents		657-1504	.437	—	—	363-555	.654	1251	54.4	357	1677	72.9
1963-64	12-11	666-1588	.419	—	—	411-616	.667	1013	44.0	338	1743	75.8
Opponents		733-1767	.415	—	—	293-451	.647	1107	48.1	446	1759	76.5
1964-65	15-8	719-1628	.441	—	—	426-599	.711	1117	48.6	347	1864	81.0
Opponents		690-1786	.385	—	—	302-443	.676	1074	46.7	456	1682	73.2
1965-66	19-6	759-1835	.414	—	—	448-647	.691	1203	48.1	378	1965	78.6
Opponents		715-1780	.302	—	—	332-491	.676	1098	43.9	461	1769	70.8
1966-67	23-5	897-2027	.442	—	—	459-706	.650	1391	49.7	420	2253	80.5
Opponents		782-2021	.386	—	—	378-546	.692	1224	43.7	556	1942	69.3
1967-68	19-6	777-1771	.438	—	—	354-554	.638	1132	45.2	433	1908	76.3
Opponents		633-1601	.395	—	—	366-540	.677	835	33.4	423	1633	65.3
1968-69	24-5	952-2145	.444	—	—	503-718	.701	1566	54.0	480	2407	83.0
Opponents		734-1897	.387	—	—	431-618	.697	1157	39.9	535	1899	65.5
1969-70	17-11	861-1920	.448	—	—	447-659	.678	1299	46.4	476	2162	77.2
Opponents		817-1943	.420	—	—	411-624	.658	1222	43.6	497	2045	73.0
1970-71	9-16	694-1745	.398	—	—	398-631	.659	1074	42.9	491	1804	72.2
Opponents		757-1704	.437	—	—	445-641	.682	1182	47.3	506	1951	78.0
1971-72	12-12	704-1613	.436	—	—	480-711	.675	1110	46.2	478	1888	79.0
Opponents		738-1747	.422	—	—	425-630	.674	1167	49.0	524	1901	79.5
1972-73	20-8	849-2009	.423	—	—	330-459	.719	1324	47.3	518	2028	72.4
Opponents		804-1909	.421	—	—	293-446	.657	1223	43.7	530	1901	67.9
1973-74	21-9	1004-2234	.449	—	—	394-557	.707	1358	45.3	514	2402	80.1
Opponents		1003-2302	.436	—	—	269-414	.650	1479	49.3	586	2275	75.8
1974-75	13-13	896-1828	.490	—	—	308-452	.681	1078	41.5	534	2100	80.8
Opponents		849-1840	.461	—	—	317-466	.680	1138	43.8	518	2015	77.5
1975-76	15-11	807-1895	.424	—	—	360-548	.657	1198	46.1	535	1974	75.9
Opponents		782-1785	.438	—	—	316-494	.640	1269	48.8	551	1880	72.3
1976-77	11-14	771-1799	.429	—	—	310-438	.708	1072	42.9	441	1852	74.1
Opponents		839-1767	.475	—	—	246-393	.626	1159	46.4	484	1924	76.9
1977-78	21-7	817-1701	.480	—	—	379-565	.671	1120	40.0	440	2013	71.9
Opponents		835-1887	.443	—	—	250-371	.674	1123	40.1	558	1920	68.6
1978-79	16-10	835-1741	.480	—	—	303-421	.720	1055	40.6	383	1973	75.9
Opponents		823-1733	.475	—	—	241-344	.701	982	37.8	484	1887	72.6
1979-80	10-17	835-1841	.454	—	—	277-413	.671	1183	43.8	447	1947	72.1
Opponents		837-1763	.475	—	—	316-440	.718	1009	37.4	477	1990	73.7
1980-81	9-21	869-1867	.480	—	—	354-500	.708	1076	35.9	581	2146	71.5
Opponents		985-2005	.491	—	—	417-612	.681	1256	41.9	524	2387	79.6
1981-82	17-10	777-1613	.482	—	—	312-470	.664	1000	37.0	485	1866	69.1
Opponents		679-1486	.457	—	—	323-440	.734	918	34.0	465	1681	62.3
1982-83	13-15	774-1662	.466	—	—	323-473	.683	956	34.1	500	1871	66.8
Opponents		804-1574	.511	—	—	319-492	.648	1025	36.6	494	1927	68.8
1983-84	18-10	693-1315	.527	—	—	408-603	.677	802	28.6	486	1794	64.1
Opponents		702-1383	.508	—	—	266-405	.657	835	29.8	555	1670	59.6
1984-85	17-13	852-1607	.530	—	—	440-573	.768	847	28.2	538	2144	71.5
Opponents		813-1586	.513	—	—	349-473	.738	881	29.4	552	1975	65.8
1985-86	24-8	858-1685	.509	—	—	528-727	.726	958	29.9	478	2244	70.1
Opponents		828-1655	.500	—	—	263-387	.680	935	29.2	680	1919	59.9
1986-87	28-6	883-1712	.515	87-220	.395	522-724	.720	1079	31.7	568	2375	69.9
Opponents		797-1708	.467	70-186	.376	294-464	.634	911	26.8	683	1958	57.6



Year	Record	FGM-FGA	FG%	3FG-FGA	3FG%	FTM-FTA	FT%	REB	AVG	PF	PTS	AVG
1987-88	22-7	732-1418	.516	106-283	.375	515-695	.741	849	29.3	477	2085	71.9
Opponents		745-1549	.481	89-227	.392	270-387	.698	828	28.6	630	1849	63.8
1988-89	21-10	769-1480	.520	87-233	.373	549-815	.674	1004	32.4	513	2174	70.1
Opponents		785-1689	.465	114-325	.351	278-394	.706	863	27.8	709	1962	63.3
1989-90	22-7	778-1555	.500	127-319	.398	546-738	.740	1014	35.0	494	2229	76.9
Opponents		750-1667	.450	113-327	.346	290-453	.640	908	31.3	620	1903	65.6
1990-91	22-12	869-1781	.488	128-364	.352	595-896	.685	1098	32.3	609	2461	72.4
Opponents		857-1887	.454	131-364	.360	427-605	.706	1073	31.6	708	2272	66.8
1991-92	23-8	700-1480	.473	87-265	.328	516-687	.751	893	28.8	568	2003	64.6
Opponents		668-1459	.458	89-272	.327	336-449	.673	888	28.6	642	1761	56.8
1992-93	20-11	676-1482	.456	151-414	.365	454-662	.686	920	29.7	552	1957	63.1
Opponents		662-1481	.447	104-310	.335	385-571	.674	935	30.2	604	1813	58.5
1993-94	12-15	618-1478	.418	120-371	.323	334-505	.661	1022	37.9	547	1690	62.6
Opponents		593-1446	.410	110-328	.335	394-609	.647	920	34.1	495	1690	62.6
1994-95	16-11	641-1511	.424	152-441	.345	393-583	.674	957	35.4	479	1827	67.7
Opponents		610-1454	.420	127-398	.319	360-539	.668	969	35.9	537	1707	63.2
1995-96	16-12	762-1673	.455	159-426	.373	413-613	.674	1091	39.0	528	2096	74.9
Opponents		728-1717	.424	188-528	.356	375-589	.637	1042	37.2	535	2019	72.1
1996-97	24-9	864-1820	.475	171-473	.362	606-836	.725	1229	37.2	603	2505	75.9
Opponents		868-2065	.420	215-634	.339	420-625	.672	1184	35.9	713	2371	71.8
1997-98	16-16	809-1792	.451	169-463	.365	582-791	.736	1180	36.9	613	2369	74.0
Opponents		805-1862	.432	199-571	.349	438-657	.667	1113	34.8	680	2247	70.2
1998-99	22-11	837-1821	.460	179-491	.365	561-789	.711	1160	35.2	567	2414	73.2
Opponents		783-1875	.418	224-639	.351	385-549	.698	1156	35.0	702	2173	65.8
1999-2000	23-11	800-1788	.447	220-585	.376	437-650	.672	1186	34.9	545	2257	66.4
Opponents		767-1857	.413	201-495	.406	406-589	.689	1126	33.1	634	2137	62.9
2000-01	13-16	670-1539	.435	132-354	.373	378-530	.713	1013	34.9	555	1850	63.8
Opponents		652-1553	.420	160-487	.329	432-595	.726	924	31.9	523	1896	65.4
2001-02	17-15	778-1758	.448	201-495	.406	490-651	.753	1162	36.3	629	2267	70.8
Opponents		751-1738	.432	227-597	.380	454-663	.685	998	31.2	609	2183	68.2
2002-03	17-12	685-1569	.437	125-350	.357	436-654	.667	1015	35.0	584	1931	66.6
Opponents		587-1423	.413	169-473	.357	439-610	.720	923	31.8	596	1782	61.4
2003-04	19-14	743-1696	.438	143-409	.350	580-844	.687	1215	36.8	672	2209	66.9
Opponents		694-1704	.407	245-675	.363	475-698	.681	1040	31.5	730	2108	63.9
2004-05	19-13	790-1784	.443	170-433	.393	589-802	.734	1203	37.6	640	2339	73.1
Opponents		725-1710	.424	233-620	.376	484-676	.716	1012	31.6	685	2167	67.7
2005-06	22-9	801-1767	.453	190-513	.370	509-682	.746	1147	37.0	570	2301	74.2
Opponents		711-1747	.407	196-606	.323	441-622	.709	1057	34.1	619	2059	66.4
2006-07	22-11	844-1794	.470	243-622	.391	508-757	.699	1145	34.7	606	2439	73.9
Opponents		743-1753	.424	221-653	.338	443-632	.701	1032	31.3	651	2150	65.2
2007-08	17-16	784-1748	.449	215-585	.368	453-633	.716	1103	33.4	592	2236	67.8
Opponents		737-1721	.428	237-640	.370	435-607	.717	1034	31.3	612	2146	65.0
2008-09	11-20	641-1597	.401	193-607	.318	412-607	.679	1006	32.5	617	1887	60.9
Opponents		680-1530	.444	164-476	.345	460-659	.698	1019	32.9	587	1984	64.0
2009-10	24-12	895-1993	.449	252-688	.366	530-724	.732	1247	34.6	667	2572	71.4
Opponents		793-1831	.433	219-585	.374	480-672	.714	1100	31.4	646	2285	65.3
2010-11	25-9	842-1858	.453	242-644	.376	518-710	.730	1161	33.2	608	2444	69.8
Opponents		804-1792	.449	179-515	.348	422-609	.693	1040	29.7	631	2209	63.1
2011-12	16-16	775-1778	.436	186-549	.339	372-516	.721	1101	34.4	592	2110	65.9
Opponents		685-1684	.407	212-606	.350	433-639	.678	1078	33.7	539	2015	63.0
2012-13	11-22	698-172	.406	179-602	.297	391-584	.670	980	29.7	584	1966	59.6
Opponents		748-1652	.453	190-578	.329	450-637	.706	1130	34.2	561	2136	64.7
2013-14	20-13	761-1765	.431	230-645	.357	510-720	.708	1080	32.7	652	2262	68.5
Opponents		767-1726	.444	222-631	.352	495-742	.667	1120	33.9	647	2251	68.2
2014-15	11-20	654-1612	.406	158-512	.309	384-525	.731	1008	32.5	550	1850	59.7
Opponents		686-1614	.425	199-551	.361	418-591	.707	993	32.0	513	1989	64.2
2015-16	13-19	752-1817	.414	168-532	.316	481-713	.675	1135	35.5	623	2153	67.3
Opponents		818-1841	.444	240-656	.366	445-637	.699	1158	36.2	626	2321	72.5
2016-17	17-16	838-1894	.442	270-743	.363	457-652	.701	1212	36.7	585	2403	72.8
Opponents		801-1844	.434	224-656	.341	451-601	.750	1025	31.1	614	2277	69.0
2017-18	18-15	851-1953	.436	234-707	.331	377-527	.715	1276	38.7	575	2313	70.1
Opponents		779-1898	.410	231-697	.331	408-565	.722	1085	32.9	537	2197	66.6
2018-19	16-16	774-1714	.452	224-649	.345	434-627	.692	1000	31.3	542	2206	68.9
Opponents		749-1656	.452	240-610	.393	419-585	.716	1013	31.7	595	2157	67.4
2019-20	16-17	843-1923	.438	230-650	.354	414-553	.749	1226	37.2	599	2330	70.6
Opponents		785-1822	.431	238-705	.338	430-604	.712	1021	30.9	550	2238	67.8
2020-21	17-7	637-1332	.478	180-515	.350	308-415	.742	887	37.0	369	1762	73.4
Opponents		581-1418	.410	164-503	.326	268-390	.687	768	32.0	399	1594	66.4
2021-22	23-11	954-1980	.482	283-756	.374	437-548	.797	1199	35.3	522	2628	77.3
Opponents		837-1991	.420	252-760	.332	416-551	.755	1099	32.3	577	2342	68.9



Yearly Statistical Leaders

Scoring

Year	Name	G	Pts.	Avg.
1946-47	Gene Ruble	22	215	9.8
1947-48	Gene Ruble	27	357	13.2
1948-49	Gene Ruble	27	451	16.7
1949-50	Gene Ruble	24	383	16.0
1950-51	Jimmy Murphy	26	483	18.5
1951-52	Bill Lea	29	343	11.8
1952-53	Don Anielak	28	515	18.4
1953-54	Art Helms	29	448	15.5
1954-55	Charles Peterson	20	364	18.2
1955-56	Max Oldham	21	294	14.0
1956-57	Joe Reiter	20	291	14.6
1957-58	Jack Israel	23	325	14.1
1958-59	Jack Israel	26	407	15.7
1959-60	Jay Kinser	23	398	17.3
1960-61	Jerry Kirksey	22	390	17.7
1961-62	Charles Marshall	23	343	14.9
1962-63	Charles Marshall	23	336	14.6
1963-64	Charles Marshall	23	321	13.9
1964-65	Jim Gant	23	418	18.1
1965-66	Jim Gant	23	522	22.7
1966-67	Danny Bolden	28	549	19.6
1967-68	Lou Shepherd	25	454	18.1
1968-69	Curtis Perry	29	572	19.7
1969-70	Curtis Perry	28	684	24.4
1970-71	Chuck Williams	25	438	17.5
1971-72	Zack Townsend	24	589	24.6
1972-73	Daryel Garrison	28	462	16.5
1973-74	Daryel Garrison	30	617	20.6
1974-75	Daryel Garrison	26	578	22.2
1975-76	Andy Newton	26	465	17.9
1976-77	Jimmie Dull	25	567	22.7
1977-78	Jimmie Dull	28	617	22.0
1978-79	Mike Robinson	25	524	21.0
1979-80	Mike Robinson	27	630	23.3
1980-81	Joe Ward	30	361	12.0
1981-82	Keith Hilliard	27	488	18.1
1982-83	Bobby Howard	28	421	15.1
1983-84	Chris Scott	28	381	13.6
1984-85	Handy Johnson	30	437	14.6
1985-86	Winston Garland	32	528	16.5
1986-87	Winston Garland	34	720	21.2
1987-88	Kelby Stuckey	29	459	15.8
1988-89	Hubert Henderson	31	533	17.2
1989-90	Darryl Reid	29	550	19.0
1990-91	Darryl Reid	34	555	16.3
1991-92	Jackie Crawford	31	373	12.0
1992-93	Johnny Murdock	31	536	17.3
1993-94	Johnny Murdock	27	506	18.7
1994-95	Johnny Murdock	27	471	17.4
1995-96	Ben Kandlbinder	28	413	14.8
1996-97	Danny Moore	33	645	19.5
1997-98	Danny Moore	32	503	15.7
1998-99	Danny Moore	33	543	16.5
1999-2000	Allen Phillips	34	442	13.0
2000-01	Scott Brakebill	20	251	12.6
2001-02	Scott Brakebill	28	402	14.4
2002-03	Terrance McGee	29	433	14.9
2003-04	Merrill Andrews	33	461	10.9
2004-05	Tamarr MacLin	32	348	10.9
2005-06	Blake Ahearn	31	501	16.2
2006-07	Blake Ahearn	33	509	15.4
2007-08	Dale Lamberth	33	480	14.5
2008-09	Chris Cooks	28	347	12.4
2009-10	Kyle Weems	36	491	13.6
2010-11	Kyle Weems	35	561	16.0
2011-12	Kyle Weems	32	500	15.6
2012-13	Anthony Downing	33	453	13.7
2013-14	Jamar Gulley	33	474	14.4
2014-15	Marcus Marshall	14	273	19.5
2015-16	Dequon Miller	32	406	12.7
2016-17	Alize Johnson	33	487	14.8
2017-18	Alize Johnson	33	495	15.0
2018-19	Tulio DaSilva	27	385	14.3
2019-20	Keandre Cook	33	493	14.9
2020-21	Isiah Mosley	24	475	19.8
2021-22	Isiah Mosley	34	692	20.4

Rebounding

Year	Name	G	Reb.	Avg.
1951-52	Bill Lea	29	379	13.1
1956-57	Russ Robinson	20	170	8.5
1957-58	Charles Taylor	21	254	12.1
1958-59	Charles Taylor	26	258	9.9
1959-60	Carl Wilks	21	209	9.9
1960-61	Carl Wilks	23	252	10.9
1961-62	Carl Wilks	20	191	9.5
1962-63	Charles Marshall	23	160	6.9
1963-64	Danny Bolden	23	274	11.9
1964-65	Don Carlson	23	293	12.7


1965-66	Don Carlson	25	283	11.3
1966-67	Danny Bolden	28	308	11.0
1967-68	Curtis Perry	25	323	12.9
1968-69	Curtis Perry	29	427	14.7
1969-70	Curtis Perry	28	478	17.1
1970-71	Tom Harshbarger	21	170	8.1
1971-72	Zack Townsend	28	189	7.8
1972-73	William Doolittle	28	376	13.4
1973-74	William Doolittle	30	380	12.7
1974-75	Dennis Hill	26	250	9.6
1975-76	Scott Hawk	26	254	9.8
1976-77	Jimmie Dull	25	201	8.0
1977-78	Harry Policape	28	208	7.4
1978-79	Mike Robinson	25	283	11.3
1979-80	Mike Robinson	27	367	13.6
1980-81	Mark Bailey	30	164	5.5
1981-82	Ricky Johnson	27	204	7.6
1982-83	Ricky Johnson	28	225	8.1
1983-84	Chris Scott	28	179	6.4
1984-85	Chris Ward	30	189	6.3
1985-86	Greg Bell	32	187	5.8
1986-87	Greg Bell	34	237	7.0
1987-88	Kelby Stuckey	29	221	7.6
1988-89	Kelby Stuckey	31	232	7.5
1989-90	Lee Campbell	29	363	12.5
1990-91	Ryan Thornton	24	162	6.8
1991-92	Clint Thomas	31	150	4.8
1992-93	Clint Thomas	31	173	5.6
1993-94	Clint Thomas	27	185	6.9
1994-95	Johnny Epps	21	139	6.6
1995-96	Johnny Epps	28	202	7.2
1996-97	Danny Moore	33	241	7.3
1997-98	Danny Moore	32	192	6.0
1998-99	Danny Moore	33	201	6.1
1999-00	Ron Bruton	34	227	6.7
2000-01	Mike Wallace	28	202	7.2
2001-02	Mike Wallace	32	314	9.8
2002-03	Monwell Randle	29	207	7.1
2003-04	Monwell Randle	33	191	5.8
2004-05	Tamarr MacLin	32	252	7.9
2005-06	Nathan Bilyeu	31	203	6.5
2006-07	Nathan Bilyeu	32	172	5.4
2007-08	Deven Mitchell	33	202	6.1
2008-09	Chris Cooks	28	182	6.5
2009-10	Kyle Weems	36	223	6.2
2010-11	Kyle Weems	35	240	6.9
2011-12	Kyle Weems	32	229	7.2
2012-13	Keith Pickens	30	142	4.7
2013-14	Jamar Gulley	33	211	6.4
2014-15	Camryn Boone	31	168	5.4
2015-16	Camryn Boone	31	203	6.5
2016-17	Alize Johnson	33	351	10.6
2017-18	Alize Johnson	33	384	11.6
2018-19	Tulio Da Silva	27	201	7.4
2019-20	Tulio Da Silva	31	219	7.1
2020-21	Gaige Prim	24	218	9.1
2021-22	Gaige Prim	34	272	8.0

Assists

Year	Name	G	Ast.	Avg.
1971-72	Daryel Garrison	23	83	3.6
1972-73	Randy Magers	28	124	4.4
1973-74	Randy Magers	30	144	4.8
1974-75	Andy Newton	26	170	6.5
1975-76	Andy Newton	26	141	5.4
1976-77	Randy Towe	24	78	3.3
1977-78	Randy Towe	26	184	7.1
1978-79	Randy Towe	26	241	9.3
1979-80	Wes Dunn	18	127	7.1
1980-81	Mark Lance	30	142	4.7
1981-82	Keith Hilliard	27	164	6.1
1982-83	Brian Smith	28	136	4.9
1983-84	Brian Smith	28	104	3.7
1984-85	Brian Smith	30	185	6.2
1985-86	Basil Robinson	32	170	5.3
1986-87	Basil Robinson	34	178	5.2
1987-88	Doug Lewis	29	121	4.2
1988-89	Doug Lewis	30	183	6.1
1989-90	Arnold Bernard	29	199	6.9
1990-91	Arnold Bernard	34	257	7.6
1991-92	Jackie Crawford	31	140	4.5
1992-93	Jackie Crawford	26	84	3.2
1993-94	Johnny Murdock	27	85	3.1
1994-95	Johnny Murdock	27	121	4.5
1995-96	Robert Wilkerson	28	118	4.2
1996-97	Ryan Bettenhausen	33	113	3.4
1997-98	William Fontleroy	32	135	4.2
1998-99	William Fontleroy	33	134	4.0
1999-2000	William Fontleroy	32	99	3.1
2000-01	Robert Yanders	29	105	3.6
2001-02	Terrance McGee	32	102	3.2
2002-03	Terrance McGee	29	122	3.7
2003-04	Merrill Andrews	33	106	3.2
2004-05	Anthony Shavies	32	114	3.6
2005-06	Tyler Chaney	31	83	2.6
2006-07	Spencer Laurie	33	141	4.3
2007-08	Justin Fuehmeyer	33	134	4.1
2008-09	Justin Fuehmeyer	26	73	2.8
2009-10	Justin Fuehmeyer	32	98	3.1
2010-11	Nafis Ricks	35	138	3.9
2011-12	Michael Bizoukas	32	174	5.4
2012-13	Anthony Downing	33	88	2.7
2013-14	Dorrian Williams	33	112	3.4
2014-15	Dorrian Williams	29	128	4.4
2015-16	Dequon Miller	32	96	3.0
2016-17	Dequon Miller	33	124	3.8
2017-18	Alize Johnson	33	94	2.8
2018-19	Josh Webster	32	164	5.1
2019-20	Tyrik Dixon	17	62	3.6
2020-21	Demarcus Sharp	21	77	3.7
2021-22	Isiah Mosley	34	78	2.3

Steals

Year	Name	G	Stls.	Avg.
1976-77	Jimmie Dull	25	58	2.3
1977-78	Jimmie Dull	28	75	2.7
1978-79	Randy Towe	26	54	2.1
1979-80	Wes Dunn	18	38	2.1
1980-81	Mark Lance	30	44	1.5
1981-82	Keith Hilliard	27	76	2.8
1982-83	Anthony Boggs	28	61	2.2
1983-84	A. Boggs-B. Smith	28	31	1.1
1984-85	Brian Smith	30	60	2.0
1985-86	Winston Garland	32	77	2.4
1986-87	Winston Garland	34	64	1.9
1987-88	Doug Lewis	29	51	1.8
1988-89	Doug Lewis	30	37	1.2
1989-90	Arnold Bernard	29	50	1.7
1990-91	Arnold Bernard	34	82	2.4
1991-92	Rodney Perry	30	33	1.1
1992-93	Rodney Perry	30	42	1.4
1993-94	Johnny Murdock	27	29	1.1
1994-95	Johnny Murdock	27	30	1.1
1995-96	Robert Wilkerson	28	33	1.2
1996-97	Kevin Ault	33	48	1.5
1997-98	Kevin Ault	32	52	1.6
1998-99	Kevin Ault	33	80	2.4
1999-2000	Kevin Ault	34	63	1.9
2000-01	Daniel Novak	29	26	0.9
2001-02	Terrance McGee	32	40	1.3
2002-03	Terrance McGee	29	47	1.7
2003-04	Merrill Andrews	33	46	1.3
2004-05	Deven Mitchell	30	36	1.2
2005-06	Nathan Bilyeu	31	43	1.4
2006-07	Deven Mitchell	33	48	1.5
2007-08	Deven Mitchell	33	47	1.4
2008-09	Kyle Weems	31	30	1.0
2009-10	Kyle Weems	36	49	1.4
2010-11	Kyle Weems	35	48	1.4
2011-12	Jamar Gulley	32	34	1.1
2012-13	Anthony Downing	33	35	1.1
2013-14	Jamar Gulley	33	52	1.6



Lee Campbell

YEAR-BY-YEAR INDIVIDUAL LEADERS

2014-15	Dorrian Williams	29	44	1.5
2015-16	Jarred Dixon	32	40	1.3
2016-17	Dequan Miller	33	36	1.1
2017-18	Ryan Kreklow	33	24	0.7
2018-19	Jarred Dixon	32	37	1.2
2019-20	Josh Hall	33	30	0.9
2020-21	Gaige Prim	24	28	1.2
2021-22	Isiah Mosley	34	40	1.2

Blocked Shots

Year	Name	G	Bks.	Avg.
1976-77	Scott Hawk	24	32	1.3
1977-78	Harry Policape	28	20	0.7
1978-79	Ed Liliensiek	26	30	1.2
1979-80	Ed Liliensiek	27	54	2.0
1980-81	Ed Liliensiek	30	49	1.6
1981-82	Ricky Johnson	27	68	2.5
1982-83	Ricky Johnson	28	57	2.0
1983-84	Eric Gray	28	21	0.8
1984-85	Chris Ward	30	13	0.4
1985-86	Greg Bell	32	14	0.4
1986-87	Greg Bell	34	18	0.5
1987-88	Kelby Stuckey	29	13	0.5
1988-89	Hubert Henderson	31	16	0.5
1989-90	Lee Campbell	29	27	0.9
1990-91	David Brewer	34	20	0.6
1991-92	Tony Graves	31	20	0.7
1992-93	Tony Graves	26	26	1.0
1993-94	Shawn Latimer	27	13	0.5
1994-95	Johnny Epps	21	30	1.4
1995-96	Johnny Epps	28	60	2.1
1996-97	Danny Moore	33	50	1.5
1997-98	Danny Moore	32	33	1.0
1998-99	Danny Moore	33	84	2.6
1999-2000	Ron Bruton	34	36	1.1
2000-01	Charles Gaines	29	31	1.1
2001-02	Scott Brakebill	28	29	1.0
2002-03	Monwell Randle	29	36	1.3
2003-04	Tamarr MacLin	31	22	0.7
2004-05	Tamarr MacLin	32	44	1.4
2005-06	Drew Richards	28	34	1.2
2006-07	Drew Richards	33	42	1.3
2007-08	Drew Richards	25	41	1.6
2008-09	Kyle Weems	31	24	0.8
	Wade Knapp	31	24	0.8
2009-10	Kyle Weems	36	37	1.0
2010-11	Kyle Weems	35	33	0.9
2011-12	Kyle Weems	32	20	0.6
2012-13	Keith Pickens	30	20	0.7
2013-14	Keith Pickens	19	25	1.3
2014-15	Tyler McCullough	30	31	1.0
2015-16	Obediah Church	32	50	1.6
2016-17	Obediah Church	31	74	2.4
2017-18	Obediah Church	32	60	1.9
2018-19	Josh Webster	32	23	0.7
2019-20	Gaige Prim	28	20	0.7
2020-21	Gaige Prim	24	31	1.3
2021-22	Gaige Prim	34	41	1.2

Field Goal Percentage

Year	Name	FG	FGA	Pct.
1950-51	Fred Stephens	110	219	.502
1951-52	Forrest Hamilton	149	252	.591
1952-53	Don Anielak	185	400	.463
1954-55	Charles Peterson	141	302	.466
1955-56	Bob Slusarek	44	87	.506
1956-57	Max Oldham	104	230	.452
1957-58	Max Oldham	114	226	.504
1958-59	Jay Kinser	128	256	.500
1959-60	Jay Kinser	150	328	.457
1960-61	Jerry Stockard	128	240	.533
1961-62	Charles Marshall	139	289	.481
1962-63	Bob Coambes	96	199	.482
1963-64	Don Carlson	76	145	.524
1964-65	Phil Shannahan	98	190	.515
1965-66	Don Carlson	96	212	.453
1966-67	Phil Shannahan	106	202	.525
1967-68	Lou Shepherd	187	378	.494
1968-69	Mert Bancroft	139	284	.489
1969-70	Curtis Perry	277	560	.495
1970-71	Eric Thompson	120	251	.478
1971-72	Zack Townsend	238	494	.482
1972-73	Eric Thompson	143	315	.454
1973-74	Randy Magers	171	327	.523
1974-75	Scott Hawk	107	196	.546
1975-76	Lyndall Magers	89	187	.476
1976-77	Larry Lewis	54	108	.500
1977-78	Milt McDonald	153	290	.528
1978-79	Mike Robinson	241	449	.537
1979-80	Mike Robinson	274	514	.533
1980-81	Mark Bailey	127	247	.514
1981-82	Anthony Boggs	67	126	.532
1982-83	Eric Gray	59	117	.504
1983-84	Eric Gray	117	179	.654



1984-85	Derek Thomas	74	107	.692
1985-86	Basil Robinson	73	130	.562
1986-87	Kelby Stuckey	87	143	.608
1987-88	Kelby Stuckey	166	259	.641
1988-89	Lee Campbell	89	138	.645
1989-90	Lee Campbell	192	275	.698
1990-91	David Brewer	148	237	.624
1991-92	Clint Thomas	51	86	.593
1992-93	Clint Thomas	49	83	.590
1993-94	Shawn Latimer	94	171	.550
1994-95	Johnny Epps	60	118	.508
1995-96	Ben Kandlbinder	135	278	.486
1996-97	Danny Moore	215	357	.602
1997-98	John Paul Nelson	76	137	.555
1998-99	Ron Bruton	68	113	.602
1999-2000	Scott Brakebill	157	299	.525
2000-01	Mike Wallace	137	235	.583
2001-02	Mike Wallace	164	308	.532
2002-03	Shelton Colwell	79	145	.545
2003-04	Deven Mitchell	49	95	.516
2004-05	Tamarr MacLin	122	199	.613
2005-06	Sky Frazier	77	136	.566
2006-07	Drew Richards	102	189	.540
2007-08	Drew Richards	65	112	.580
2008-09	Wade Knapp	96	186	.516
2009-10	Will Creekmore	112	209	.536
2010-11	Will Creekmore	148	260	.569
2011-12	Christian Kirk	49	98	.500
2012-13	Christian Kirk	122	234	.521
2013-14	Christian Kirk	79	140	.564
2014-15	Camryn Boone	101	177	.571
2015-16	Obediah Church	86	144	.597
2016-17	Obediah Church	81	126	.643
2017-18	Obediah Church	89	135	.659
2018-19	Tulio Da Silva	150	271	.554
2019-20	Tulio Da Silva	127	245	.518
2020-21	Gaige Prim	160	267	.599
2021-22	Gaige Prim	204	361	.565

Free Throw Percentage

Year	Name	FT	FTA	Pct.
1950-51	Jack Trogdon	72	95	.758
1951-52	Jerry Anderson	43	65	.671
1952-53	Bill Thomas	89	125	.712
1953-54	Jerry Anderson	113	160	.706
1954-55	Max Oldham	41	54	.759
1955-56	Max Oldham	102	232	.743
1956-57	Max Oldham	70	103	.679
1957-58	Max Oldham	93	111	.838
1958-59	Jay Kinser	108	136	.794
1959-60	Carl Wilks	51	66	.772
1960-61	Jerry Stockard	95	109	.871
1961-62	Edsel Matthews	28	33	.848
1962-63	David Tucker	40	50	.800
1963-64	Ryan Galli	22	27	.805
1964-65	Jim Gant	92	117	.786
1965-66	Jim Gant	114	140	.814
1966-67	Jim Gummersbach	111	135	.822
1967-68	Chuck Williams	27	37	.729

1968-69	Max Gee	75	90	.833
1969-70	Ray Snelling	49	61	.803
1970-71	Bob Curl	59	71	.831
1971-72	Randy Magers	50	62	.806
1972-73	Randy Magers	43	53	.811
1973-74	Daryl Garrison	97	122	.795
1974-75	Andy Newton	38	48	.792
1975-76	Andy Newton	93	125	.744
1976-77	Jimmie Dull	107	132	.811
1977-78	Randy Towe	44	57	.772
1978-79	Dean Ellis	29	37	.784
1979-80	Ed Liliensiek	38	50	.760
1980-81	Mark Lance	65	76	.855
1981-82	Mark Lance	34	42	.810
1982-83	Joe Ward	66	84	.786
1983-84	Randy Stange	40	44	.909
1984-85	Randy Stange	54	66	.818
1985-86	Chris Ward	88	104	.846
1986-87	Clay Holt	54	65	.831
1987-88	Clay Holt	89	107	.832
1988-89	Lee Campbell	59	73	.808
1989-90	Jeff Ford	81	97	.835
1990-91	Arnold Bernard	155	215	.721
1991-92	Jackie Crawford	142	170	.835
1992-93	Jackie Crawford	90	118	.763
1993-94	Johnny Murdock	102	139	.734
1994-95	Clint Thomas	38	45	.844
1995-96	Ben Kandlbinder	103	124	.831
1996-97	Kevin Ault	79	92	.859
1997-98	Kevin Ault	99	110	.900
1998-99	Brandon Miller	45	52	.865
1999-2000	Eric Judd	35	41	.854
2000-01	Robert Yanders	71	83	.855
2001-02	Scott Brakebill	110	132	.833
2002-03	Kellen Easley	23	28	.821
2003-04	Blake Ahearn	117	120	.975
2004-05	Blake Ahearn	90	95	.947
2005-06	Blake Ahearn	117	125	.936
2006-07	Blake Ahearn	111	120	.925
2007-08	Deven Mitchell	159	178	.893
2008-09	Kyle Weems	45	55	.818
2009-10	Jermaine Mallett	100	120	.833
2010-11	Jermaine Mallett	98	119	.824
2011-12	Anthony Downing	64	78	.821
2012-13	Marcus Marshall	112	140	.800
2013-14	Marcus Marshall	53	67	.791
2014-15	Marcus Marshall	62	69	.899
2015-16	Chris Kendrick	120	149	.805
2016-17	Jarred Dixon	60	71	.845
2017-18	Jarrid Rhodes	43	48	.896
2018-19	Josh Webster	65	84	.774
2019-20	Lamont West	52	57	.912
2020-21	Isiah Mosley	105	124	.847
2021-22	Isiah Mosley	120	133	.902


Three-Point Field Goals

Year	Name	G	3Pt.	Avg.
1986-87	Winston Garland	34	57	1.7
1987-88	Clay Holt	29	68	2.3
1988-89	Doug Lewis	30	32	1.1
1989-90	Darryl Reid	29	53	1.8
1990-91	Darryl Reid	34	38	1.1
1991-92	Johnny Murdock	31	26	0.8
1992-93	Johnny Murdock	31	94	3.0
1993-94	Johnny Murdock	27	82	3.0
1994-95	Johnny Murdock	27	64	2.4
1995-96	Josh Hotz	28	41	1.5
1996-97	Coleco Buie	33	49	1.5
1997-98	Kevin Ault	32	91	2.8
1998-99	Kevin Ault	33	56	1.7
1999-2000	Allen Phillips	34	71	2.1
2000-01	Daniel Novak	29	51	1.8
2001-02	Terrance McGee	32	52	1.6
2002-03	Terrance McGee	29	42	1.4
2003-04	Blake Ahearn	33	61	1.8
2004-05	Blake Ahearn	32	47	1.5
2005-06	Blake Ahearn	31	74	2.4
2006-07	Blake Ahearn	33	94	2.8
2007-08	Spencer Laurie	33	63	1.9
2008-09	Spencer Laurie	27	48	1.8
2009-10	Adam Leonard	36	103	2.9
2010-11	Adam Leonard	35	86	2.5
2011-12	Kyle Weems	32	61	1.9
2012-13	Marcus Marshall	32	44	1.4
2013-14	Austin Ruder	33	72	2.2
2014-15	Austin Ruder	31	56	1.8
2015-16	Dequan Miller	32	57	1.8
2016-17	Dequan Miller	33	55	1.7
2017-18	Jarrid Rhodes	33	66	2.0
2018-19	Ryan Kreklow	32	53	1.7
2019-20	Keandre Cook	33	71	2.2
2020-21	Ja'Monta Black	24	54	2.3
2021-22	Ja'Monta Black	34	77	2.3



Name	Seasons	G	FG	FGA	FG%	FT	FTA	FT%	Reb	Avg	PF	Pts	Avg	Ast
Emmanuel Addo	2013-14	27	40	87	.460	29	36	.806	52	1.9	62	116	4.3	5
Blake Ahearn	2003-07	129	483	1142	.423	435	460	.946	221	1.7	163	1677	13.0	231
Chris Albright	1990-93	60	109	192	.568	99	145	.683	190	3.2	96	317	5.3	34
Ron Alexander	1958-60	31	18	38	.474	22	30	.733	12	0.4	11	58	1.9	---
Terry Alexander	1993-94	21	70	183	.383	26	41	.634	135	6.4	62	170	8.1	27
Bob Allen	1953-57	47	84	---	---	44	---	---	---	---	61	212	4.5	---
Bill Anderson	1955-58	19	3	31	.258	8	11	.727	10	0.6	14	24	1.3	---
Jack Anderson	1948-55	11	4	---	---	1	2	.500	---	---	6	9	0.8	---
Jerry Anderson	1951-55	106	340	---	---	320	487	.657	---	---	294	1000	9.4	---
Merrill Andrews	2002-04	62	246	569	.432	142	211	.673	193	3.1	160	654	10.5	164
Don Anielak	1952-54	51	317	---	---	254	401	.633	---	---	162	888	17.4	---
Tony Armstrong	1975-79	65	73	195	.374	40	60	.667	64	1.0	69	186	2.9	135
Tomie Aromona	2011-13	33	9	26	.346	6	10	.600	16	0.5	18	27	0.8	6
Kevin Ault	1996-00	132	471	1123	.419	312	370	.843	471	3.6	211	1508	11.4	323
Steve Ausler	1999-00	3	0	0	.000	0	0	.000	0	0	1	0	0.0	0
Lamont Austin	2007-08	2	0	1	.000	0	1	.000	2	1.0	1	0	0.0	1
Tim Axley	1990-94	89	167	387	.432	125	177	.706	260	2.9	169	476	5.3	168
Raphe Ayres	2020-22	10	3	11	.273	0	0	.000	9	0.9	2	8	0.8	2
Mark Bailey	1979-82	73	221	449	.492	61	90	.678	315	4.3	120	503	6.9	189
Mert Bancroft	1965-69	94	260	558	.466	177	273	.648	533	5.7	170	697	7.4	---
Keith Barton	1958-59	4	2	4	.500	0	0	.000	3	0.8	2	4	1.0	---
Pat Bauer	1987-89	17	3	9	.333	5	6	.833	3	0.2	8	11	0.6	4
Steve Bean	1967-70	11	2	12	.167	3	5	.600	3	0.3	4	7	0.7	---
Greg Bell	1985-87	66	298	535	.557	155	281	.552	424	6.4	153	752	11.4	91
Arnold Bernard	1989-91	63	204	467	.437	269	382	.704	165	2.6	173	736	11.7	456
Ryan Bettenhausen	1995-99	126	216	528	.409	189	235	.804	253	2.0	158	677	5.4	344
Tanveer Bhullar	2017-18	24	30	70	.429	7	15	.467	53	2.2	37	67	2.8	14
Nathan Bilyeu	2003-07	124	280	649	.431	351	485	.723	628	5.1	292	939	7.6	224
Ray Birdsong	1951-55	66	66	---	---	39	---	---	---	---	63	171	2.6	---
Michael Bizoukas	2011-12	32	47	132	.356	19	39	.487	100	3.1	59	127	4.0	174
Ja'Monta Black	2019-22	90	215	533	.403	41	55	.745	241	2.7	137	629	7.0	110
Joe Blasingim	1994-95	13	26	79	.329	16	24	.667	18	1.4	28	74	5.7	18
Anthony Boggs	1980-84	113	404	860	.470	210	271	.775	252	2.2	300	1018	9.0	377
Danny Bolden	1963-67	99	652	1461	.446	414	597	.693	1133	11.4	263	1718	17.4	---
Camryn Boone	2014-16	62	244	461	.529	159	232	.685	371	6.0	167	647	10.4	60
Cedric Boyd	1987-88	2	1	11	.000	0	0	.000	2	1.0	1	2	1.0	1
J.D. Boyer	1955-63	17	7	23	.304	5	10	.500	13	0.7	9	19	1.1	---
Dan Bracker	1982-85	27	11	31	.355	22	35	.628	41	1.5	21	44	1.6	8
Scott Brakebill	1998-02	115	445	914	.487	230	301	.764	542	4.7	276	1170	10.2	96
David Brewer	1986-91	96	239	398	.601	102	145	.703	300	3.1	225	580	6.0	59
Elijah Bridgers	2020-22	4	3	4	.750	1	3	.333	3	0.8	0	8	2.0	0
Ricky Briscoe	1970-74	64	66	177	.373	40	60	.667	178	2.8	103	172	2.6	45
Tomas Brook	2007-08	20	5	22	.227	9	11	.818	12	0.6	17	23	1.2	13
Billy Brown	1987-89	52	20	46	.435	28	46	.609	40	0.8	59	68	1.3	50
Bob Brown	1953-54	8	4	---	---	0	1	.000	---	---	8	8	1.0	---
Greg Brown	2002-03	4	0	0	.000	0	0	.000	2	0.5	2	0	0.0	0
Leland Brown	1952-53	2	1	---	---	0	---	---	---	---	1	2	1.0	---
Mark Brown	1990-91	11	7	13	.538	6	8	.750	10	0.9	5	20	1.8	3
Spencer Brown	2019-21	20	2	11	.182	3	6	.500	5	0.3	3	9	0.5	3
Ron Bruton	1998-00	67	155	279	.556	70	141	.496	398	5.9	118	380	5.7	85
Coleco Buie	1995-97	61	324	716	.453	86	133	.647	315	5.2	104	817	13.4	183
Al Burr	1950-51	5	3	---	---	0	---	---	---	---	4	6	1.2	---
Lee Campbell	1988-90	60	281	413	.680	156	203	.768	538	9.0	108	719	12.0	50
Roger Campbell	1953-54	2	1	---	---	1	4	.250	---	---	2	3	1.5	---
Don Carlson	1963-67	79	294	629	.467	148	230	.643	844	10.7	180	736	9.3	---
Ryan Carmichael	2012-13	8	1	4	.250	2	21	.000	4	0.5	0	5	0.6	1
Dawson Carper	2020-22	30	19	35	.543	6	12	.500	43	1.4	27	45	1.5	6
Bill Carr	1949-51	16	5	---	---	4	---	---	---	---	11	14	0.9	---
Doug Cassity	1964-66	4	2	---	---	3	4	.750	---	---	4	7	1.8	---
Tyler Chaney	2003-07	112	323	826	.391	197	286	.689	420	3.8	190	957	8.5	284
Rand Chappell	1981-85	77	49	104	.471	53	79	.671	81	1.1	59	151	2.0	47
Kevin Cheffey	1986-87	9	2	8	.250	4	5	.800	11	1.2	2	8	0.9	4
Obediah Church	2015-18	106	286	455	.629	119	247	.482	607	5.7	226	692	6.5	150
Donivan Clay	2021-22	34	116	216	.537	38	51	.745	209	6.1	77	285	8.4	59
Cleo Cline	1958-61	37	23	68	.338	28	43	.651	60	1.6	24	74	2.0	---
Bob Coambes	1960-63	60	178	407	.437	135	199	.678	324	5.4	99	491	8.2	---
Billy Coby	1997-98	21	14	31	.452	4	13	.308	30	1.4	24	32	1.5	1
Shelton Colwell	2002-04	53	141	266	.530	60	122	.491	189	3.6	103	342	6.5	22
Charles Comiskey	1952-54	2	2	---	---	0	0	.000	---	---	1	4	2.0	---
Ed Cook	1946-50	81	146	---	---	82	---	---	---	---	183	374	4.6	---
Keandre Cook	2018-20	65	295	688	.429	195	251	.777	288	4.4	143	904	13.9	70
Chris Cooks	2007-09	58	200	496	.403	158	233	.678	312	5.4	152	605	10.4	132
Aaron Cooper	2010-11	14	2	8	.250	0	0	.000	4	0.3	11	5	0.4	7
Ford Cooper Jr.	2019-20	27	14	48	.292	9	11	.818	26	1.0	38	50	1.9	31
Corey Copeland	2010-12	51	27	84	.321	5	9	.556	36	0.7	24	71	1.4	18

Name	Seasons	G	FG	FGA	FG%	FT	FTA	FT%	Reb	Avg	PF	Pts	Avg	Ast
Jackie Crawford	1991-93	57	199	487	.409	232	288	.806	148	2.6	165	681	11.9	224
Will Creekmore	2008-11	94	322	607	.530	220	353	.623	525	5.6	239	881	9.4	85
Randy Culbertson	1972-74	53	84	236	.356	65	91	.714	57	1.1	89	233	4.4	109
Bob Curl	1968-72	68	137	367	.373	140	179	.782	138	2.0	123	414	6.1	50
Tulio Da Silva	2018-20	58	277	516	.537	120	185	.649	420	7.2	134	693	11.9	50
Jo Jo Dabbs	1995-97	30	4	27	.148	7	9	.778	16	0.5	14	17	0.6	15
Frank Davidson	1963-64	17	23	55	.418	7	11	.636	22	1.3	14	53	3.1	---
James Davis	1986-87	18	9	17	.529	9	13	.692	34	1.9	16	27	1.5	3
Michael Davis	1992-93	25	28	55	.509	22	31	.710	43	1.7	19	78	3.1	11
Tony Davis	1995-97	42	50	102	.490	15	45	.333	148	3.5	78	115	2.7	14
Neal Degner	1984-85	9	2	17	.118	4	41	.000	11	1.2	5	8	0.9	5
Greg Dockery	1983-84	14	7	17	.412	4	11	.364	18	1.3	13	18	1.3	3
Caleb Davis	1987-89	57	101	162	.623	83	111	.748	156	2.7	61	285	5.0	12
Gene Day	1959-61	43	120	271	.443	54	85	.635	161	3.7	77	294	6.8	---
Jared Dixon	2015-19	128	458	1083	.423	225	294	.765	325	2.5	263	1245	9.7	229
Tyrik Dixon	2019-20	17	44	127	.346	20	30	.667	68	4.0	52	123	7.2	62
Luke Dobbins	2000-01	27	36	115	.313	12	16	.750	31	1.1	40	107	4.0	34
William Doolittle	1970-74	105	305	770	.396	147	254	.579	1042	9.9	289	757	7.2	43
Anthony Downing	2011-13	65	282	677	.417	182	226	.805	246	3.8	136	822	12.6	162
Don Duckworth	1949-53	78	82	---	---	65	---	---	---	---	93	229	2.9	---
Jimmie Dull	1974-78	91	641	1375	.466	250	340	.735	559	6.1	295	1532	16.8	147
John Dull	1949-50	4	0	---	---	2	---	---	---	---	0	2	0.5	---
Wes Dunn	1978-80	22	40	91	.440	17	19	.895	28	1.3	51	97	4.4	128
Kellen Easley	2002-06	118	285	596	.478	182	217	.839	510	4.3	192	782	6.6	145
Melvyn Ebonkoli	2020-22	6	2	6	.333	0	0	.000	5	0.8	5	4	0.8	1
Anthony Edwards	1991-95	103	98	279	.351	56	86	.651	137	1.3	85	272	2.6	121
Dean Ellis	1976-80	61	90	210	.429	46	59	.780	102	1.7	81	226	3.7	50
Matt Engstrom	1999-02	25	3	18	.167	4	6	.667	15	0.7	10	10	0.4	1
Johnny Epps	1994-96	49	179	369	.485	66	125	.528	341	7.0	146	435	8.9	64
Jack Ferguson	1963-67	47	62	161	.385	34	50	.680	96	2.1	40	158	3.4	---
Ron Fife	1967-69	29	33	106	.311	16	21	.762	31	1.2	18	82	2.8	---
Gary Filla	1985-86	7	9	17	.529	3	31	1.000	5	0.7	3	21	3.0	1
Trevor Fisher	2001-05	107	28	83	.337	18	31	.581	70	0.7	123	84	0.8	53
Abdul Fofana	2017-18	13	4	9	.444	3	5	.600	16	1.2	13	11	0.8	1
William Fontleroy	1996-00	130	368	883	.417	316	490	.645	370	2.8	323	1133	8.7	471
Jeff Ford	1989-90	29	115	205	.561	81	97	.835	122	4.2	91	331	11.4	42
Keith Forniss	1971-74	10	5	17	.294	4	10	.400	15	1.5	4	14	1.4	0
Ray Forsythe	1946-50	58	39	---	---	22	---	---	---	---	20	100	1.7	---
Donnie Foster	1959-62	14	6	12	.500	3	6	.500	8	0.6	4	15	1.1	---
Mike Fowler	1981-82	11	4	10	.400	3	7	.429	14	1.3	10	11	1.0	0
Sky Frazier	2004-06	62	116	288	.509	75	113	.664	196	3.2	147	318	5.1	12
Justin Fuehrmeyer	2005-10	121	151	408	.370	135	172	.785	220	2.2	165	507	4.2	329
Bill Fugitt	1953-57	69	91	---	---	105	---	---	---	---	144	287	4.2	---
Charles Gaines	1999-01	61	127	271	.469	85	116	.733	245	4.0	113	339	5.6	21
Ryan Galli	1963-65	27	26	77	.338	24	30	.800	28	1.0	16	76	2.8	---



Name	Seasons	G	FG	FGA	FG%	FT	FTA	FT%	Reb	Avg	PF	Pts	Avg	Ast
Jim Gant	1962-66	82	532	1305	.408	277	358	.774	233	2.8	141	1341	16.4	---
Winston Garland	1985-87	66	479	990	.484	233	306	.761	201	3.0	150	1248	18.9	289
Daryel Garrison	1971-75	107	830	1755	.473	315	417	.775	547	5.1	285	1975	18.5	374
Adrian Gaunt	1949-51	11	3	---	---	5	---	---	---	2	11	1.0	---	---
Max Gee	1966-69	60	261	575	.454	113	155	.729	152	2.5	170	635	10.6	---
Brian George	1999-00	8	0	3	.000	2	2	1.000	3	0.4	1	2	0.2	0
Loomis Gerring	2014-16	57	81	235	.345	55	80	.688	164	2.9	107	224	3.9	22
Kevin Gerschfske	1971-73	50	186	444	.419	109	160	.681	290	5.8	154	481	9.6	48
Larry Giboney	1951-55	47	101	---	---	71	---	---	---	94	273	5.8	---	---
Jeff Gigax	1981-82	3	1	4	.250	0	0	.000	2	0.7	1	2	0.7	0
Jason Gilbert	2001-03	53	49	110	.445	18	20	.900	23	0.4	29	161	3.0	19
Bob Gott	1948-50	21	5	---	---	5	---	---	---	9	15	0.7	---	---
Tony Graves	1982-83	12	3	10	.300	0	0	.000	5	0.4	2	6	0.4	1
Tony Graves	1991-93	57	214	409	.523	162	226	.717	273	4.8	153	603	10.6	54
Eric Gray	1982-84	56	176	296	.595	90	169	.533	249	4.4	161	442	7.9	80
Kelly Green	1981-82	8	1	4	.250	1	2	.500	2	0.2	1	3	0.4	3
Ottis Green	1985-87	64	100	204	.490	81	110	.736	120	1.9	95	281	4.4	39
Roy Green	1963-66	28	23	52	.442	8	14	.571	19	0.7	9	54	1.9	---
John Greene	1985-86	1	0	1	.000	2	2	1.000	0	0.0	1	2	2.0	1
Lee Gregg	1968-69	2	1	2	.500	0	0	.000	2	1.0	0	2	1.0	---
Gary Grove	1970-72	13	5	22	.227	15	20	.750	6	0.5	20	25	2.0	0
John Grimm	1951-55	59	94	---	---	148	---	---	---	157	336	5.7	---	---
Jim Gummersbach	1965-67	48	231	567	.407	153	196	.781	92	1.9	83	615	12.8	---
Jarmar Gulley	2011-14	65	298	626	.476	166	234	.709	396	6.1	204	806	12.4	92
Andy Guzy	1959-61	26	25	78	.321	34	44	.773	81	3.1	47	84	3.2	---
Jerry Hall	1958-62	83	208	514	.405	129	200	.645	403	4.9	180	545	6.6	---
Josh Hall	2019-20	33	64	155	.413	30	49	.612	135	4.1	67	172	5.2	40
Forrest Hamilton	1951-53	59	324	699	.464	165	257	.642	---	---	160	813	13.8	---
Bob Hammons	1962-63	4	2	5	.400	2	2	1.000	2	0.5	0	6	1.5	---
Isaac Haney	2021-22	32	33	95	.347	32	37	.865	77	2.4	59	116	3.6	25
Dale Harbaugh	1952-53	15	21	62	.328	9	27	.333	---	---	21	51	2.4	---
Harold Harrison	1955-58	33	74	161	.460	64	95	.675	87	2.6	62	212	6.4	---
Ralph Harrison	1948-51	43	14	---	---	3	---	---	---	33	31	0.8	---	---
Tom Harshbarger	1969-73	54	194	449	.432	84	123	.682	272	5.1	84	472	8.7	---
Chris Harville	1986-90	32	6	14	.429	4	7	.571	19	0.6	7	16	0.5	7
Scott Hawk	1974-78	86	247	570	.433	149	218	.683	631	7.3	254	643	7.5	148
Chris Hayes	1994-95	17	10	25	.400	5	9	.556	12	0.7	11	27	1.6	6
John Hayward-Mayhew	2008-09	7	2	7	.286	4	5	.800	7	1.0	11	8	1.1	0
Howard Heinen	1949-50	2	0	---	---	2	---	---	---	0	2	1.0	---	---
Art Helms	1952-54	55	299	---	---	152	---	---	---	---	209	750	13.6	---

Name	Seasons	G	FG	FGA	FG%	FT	FTA	FT%	Reb	Avg	PF	Pts	Avg	Ast
Hubert Henderson	1988-89	31	204	424	.481	104	159	.654	176	5.7	58	533	17.2	60
Elmer Herrell	1950-51	7	5	---	---	0	0	.000	---	---	6	10	1.4	---
Keaton Hervey	2020-22	41	75	162	.463	50	66	.758	138	3.4	87	234	5.7	17
Doug Hesterberg	1970-74	28	20	42	.476	17	30	.567	58	2.1	27	57	2.0	10
Scott Hickox	1983-87	98	42	66	.636	49	70	.700	137	1.4	120	133	1.4	36
Dennis Hill	1973-75	56	438	935	.468	158	235	.672	503	9.0	163	1034	18.5	128
Tyree Hill-Thomas	2016-17	5	2	2	1.000	0	0	---	1	0.2	1	4	0.8	0
Keith Hilliard	1981-82	27	179	392	.457	130	193	.674	136	5.0	69	488	18.1	164
Derron Hobbs	2008-09	3	2	11	.182	3	4	.750	2	0.7	6	8	2.7	1
Ray Holaday	1958-60	8	3	3	1.000	0	0	.000	2	0.3	2	6	0.8	---
Clay Holt	1986-88	63	195	475	.411	143	172	.831	125	2.0	88	617	9.8	162
Andy Hood	1978-80	53	270	611	.442	44	73	.603	288	5.4	115	584	11.1	52
Josh Hotz	1995-97	61	119	279	.427	48	63	.762	116	1.9	87	358	5.9	98
Bobby Howard	1981-83	55	311	629	.494	94	140	.671	284	5.2	144	716	13.0	94
John Howerton	1953-57	43	37	---	---	24	---	---	---	---	30	98	2.3	---
Josh Hume	2000-01	26	13	47	.277	19	25	.760	21	0.8	19	53	2.0	14
Frank Hungerford	1947-51	67	27	---	---	47	---	---	---	---	107	101	1.4	---
Jack Israel	1957-59	49	283	658	.430	166	220	.754	353	7.2	129	732	14.9	---
Bryan Jackson	1994-95	13	1	7	.286	1	3	.333	1	0.1	1	5	0.4	1
Keith Jackson	1987-89	60	120	284	.423	144	227	.634	143	2.4	153	412	6.9	185
Ryan Jehle	2007-10	65	78	157	.497	39	63	.619	143	2.2	110	208	3.2	29
Willie Jenkins	1965-69	79	157	387	.406	113	184	.614	391	4.9	124	427	5.4	---
Murray Jensen	1970-71	2	1	3	.333	0	0	.000	1	0.5	0	2	1.0	0
Stan Jinks	1976-78	14	11	31	.355	8	12	.667	10	0.7	8	30	2.1	18
Alize Johnson	2016-18	66	341	746	.457	219	306	.716	735	11.1	152	982	14.9	157
Fred Johnson	1988-90	40	23	42	.548	20	41	.488	58	1.5	31	66	1.7	11
Handy Johnson	1984-85	30	188	383	.491	61	81	.753	57	1.9	84	437	14.6	98
Mike Johnson	1975-76	14	13	27	.481	11	17	.647	9	0.6	6	37	2.6	3
Ricky Johnson	1981-83	55	239	481	.497	52	88	.591	429	7.8	136	530	9.6	82
Tommy Johnson	2002-04	48	84	224	.375	49	68	.720	71	1.5	71	270	5.6	12
Gary Jones	1960-61	8	2	---	---	0	0	.000	---	---	3	4	0.5	---
Jerome Jones	2009-10	27	14	56	.250	0	2	.000	33	1.2	15	33	1.2	5
Eric Judd	1998-00	54	61	144	.424	40	46	.870	63	1.2	44	203	3.8	44
Jim Julian	1950-52	56	168	356	.472	83	131	.634	---	---	102	419	7.5	---
Ben Kandlbinder	1994-98	114	500	1094	.457	287	368	.780	588	5.2	298	1429	12.5	195
Mike Keltner	1970-74	35	28	55	.509	12	15	.800	19	0.5	3	68	1.9	15
Jermaine Kemp	1993-94	26	37	111	.333	11	20	.550	38	1.5	60	100	3.8	55
Chris Kendrix	2014-17	90	200	503	.398	226	284	.796	339	3.8	172	716	8.0	66
John Kingsbury	1961-62	22	55	142	.387	45	55	.818	46	2.1	29	155	7.0	---
Jay Kinser, Jr.	1979-80	4	1	3	.333	1	3	.333	3	0.8	2	3	0.8	1
Jay Kinser, Sr.	1957-60	61	287	600	.478	210	279	.753	157	2.6	105	784	12.9	---
Christian Kirk	2011-15	125	301	570	.528	116	195	.595	426	3.4	290	718	5.7	64
Jerry Kirksey	1958-61	66	327	741	.441	319	420	.759	232	3.5	239	973	14.7	---
Wade Knapp	2007-09	62	126	259	.486	101	166	.608	149	2.4	151	353	5.7	19
Ryan Kreklow	2015-19	125	256	666	.384	140	171	.819	285	2.3	268	820	6.6	145
Larry Krudwig	1966-67	1	1	---	---	0	0	.000	---	---	0	2	2.0	---
Ales Kunc	1995-96	28	59	112	.527	30	44	.682	71	2.5	68	153	5.5	22
Dale Lamberth	2005-08	97	358	710	.504	126	165	.764	374	3.9	169	954	9.8	82
Mark Lance	1980-82	56	228	465	.490	99	118	.839	142	2.6	112	555	9.9	221
Shawn Latimer	1993-95	53	183	360	.508	133	225	.591	261	4.9	123	499	9.4	36
Shane Laurie	2005-09	105	167	402	.415	38	69	.551	224	2.1	163	447	4.3	175
Spencer Laurie	2006-09	93	241	674	.358	56	91	.615	200	2.2	158	686	7.4	312
Mustafa Lawrence	2017-18	22	33	88	.375	13	17	.765	24	1.1	31	103	4.7	20
Bill Lea	1948-52	84	341	---	---	143	---	---	---	---	167	825	9.9	---
Adam Leonard	2009-11	71	263	681	.386	104	139	.748	150	2.1	89	819	11.5	146
Doug Lewis	1987-89	59	185	463	.400	138	191	.723	146	2.5	194	569	9.6	304
Jerry Lewis	1974-76	51	187	428	.437	38	67	.567	245	4.8	131	412	8.1	41
Larry Lewis	1976-80	97	475	1020	.466	204	299	.682	463	4.8	137	1154	11.9	218
Ed Liliensiek	1977-81	106	366	737	.497	150	208	.721	465	4.4	243	882	8.3	165
Bob Ligon	1962-64	29	19	53	.358	7	14	.500	23	0.8	32	45	1.6	---
Omar Lincoln	1996-98	25	4	13	.308	3	9	.333	28	1.1	22	11	0.4	2
Jack Lindsay	1946-50	88	175	---	---	94	---	---	---	---	214	444	5.1	---
David Little	1980-82	57	165	334	.494	32	51	.627	213	3.7	98	362	6.3	51
Tony Logan	1963-64	23	63	141	.447	36	48	.750	59	2.6	31	162	7.0	---
Joe Lorton	1960-63	37	37	102	.363	19	20	.950	55	1.6	24	93	2.5	---
Pete Loular	1969-70	10	1	7	.143	11	14	.786	10	1.0	4	13	1.3	--
Warren Louderbaugh	1967-70	5	1	9	.111	0	0	.000	7	1.4	1	2	0.4	---
Rickey Loyd	1970-72	23	30	121	.247	27	45	.600	46	2.0	30	87	3.8	1
Jerry Lumpe	1951-53	44	60	143	.420	44	70	.629	---	---	62	164	3.7	---
Tamarr MacIn	2001-05	122	292	570	.512	225	395	.570	697	5.7	327	809	6.6	59
Camaron Maes	2014-15	2	0	3	.000	0	0	.000	2	1.0	1	0	0.0	3
Lyndall Magers	1974-77	63	189	391	.483	84	133	.632	160	2.6	159	462	7.3	244
Randy Magers	1970-74	85	334	719	.466	123	157	.783	257	3.0	191	791	9.3	346
Jermaine Mallett	2009-11	70	255	550	.464	197	237	.831	403	5.8	179	788	11.3	171
Dex Manswell	2006-08	44	45	87	.517	11	24	.458	112	2.5	58	101	2.3	171



Name	Seasons	G	FG	FGA	FG%	FT	FTA	FT%	Reb	Avg	PF	Pts	Avg	Ast
Ralph Marler	1946-50	89	63	---	---	47	---	---	---	---	75	173	1.9	---
Monte Marsh	1993-97	76	47	97	.485	60	114	.526	110	1.4	74	154	2.0	21
Bruce Marshall	2012-14	41	19	53	.358	13	20	.650	34	0.8	46	61	1.5	2
Charles Marshall	1960-64	78	410	936	.438	196	265	.740	504	6.5	212	1016	13.0	---
J.T. Marshall	1989-90	15	5	18	.278	6	9	.667	9	0.6	5	16	1.1	4
Marcus Marshall	2012-15	58	240	559	.429	227	276	.822	174	3.0	110	813	14.0	114
Bob Martin	1959-61	9	5	8	.625	4	5	.800	3	0.3	5	14	1.4	---
Jordan Martin	2015-17	59	46	102	.451	34	76	.447	101	1.7	133	126	2.1	8
Dale Mathes	1962-65	55	136	362	.376	141	179	.788	168	3.1	86	413	7.5	---
Chris Matlock	1984-86	28	27	56	.482	27	41	.659	62	2.2	38	81	2.9	10
Edsel Matthews	1960-63	64	161	424	.380	53	84	.631	117	1.8	80	375	5.9	---
Jerry McCarter	1959-61	39	82	215	.381	30	58	.517	226	5.8	91	194	2.4	---
Larry McCarter	1961-63	44	135	370	.365	72	116	.621	310	7.0	127	342	7.8	---
Lamar McCoy	1969-72	36	191	420	.455	78	130	.600	222	6.2	76	460	12.8	---
Tyler McCullough	2013-17	107	105	226	.465	53	82	.646	228	2.1	190	263	2.5	24
Gary McDaniel	1960-63	47	66	163	.405	30	41	.732	74	1.6	48	162	3.4	---
Jim McDaniel	1964-65	2	1	---	---	0	0	.000	---	---	0	2	1.0	---
Milt McDonald	1974-78	86	326	724	.450	153	248	.617	428	5.0	214	805	9.3	107
Cardell McFarland	2008-10	34	72	170	.424	62	80	.776	53	1.6	66	224	6.6	43
Milton McGee	1985-87	56	41	101	.406	42	51	.824	54	1.0	28	124	2.2	60
Terrance McGee	2001-03	61	288	708	.407	217	291	.746	186	3.1	172	887	14.5	224
Fred McQueary	1948-50	24	7	---	---	2	---	---	---	---	8	16	0.7	---
Greg Mess	1966-70	83	158	418	.378	161	244	.660	151	1.8	172	477	5.7	164
Daniel Meyer	2004-05	6	2	21	.000	1	3	.333	0	0.0	0	6	1.0	1
Greg Midden	1978-79	15	9	25	.360	7	15	.467	16	1.1	14	25	1.7	7
Brandon Miller	1998-99	33	20	43	.465	45	52	.865	25	0.8	52	101	3.1	45
Dequon Miller	2015-17	65	270	720	.375	173	242	.715	197	3.0	112	825	12.7	220
J.T. Miller	2017-18	32	106	224	.473	32	49	.653	110	3.4	60	255	8.0	40
Jaylen Minnett	2021-22	32	91	231	.394	18	20	.900	45	1.4	36	274	8.6	39
Deven Mitchell	2003-08	128	392	760	.516	335	410	.817	579	4.5	315	1131	8.8	97
Kabir Mohammed	2018-20	53	74	168	.440	71	113	.628	165	3.1	89	222	4.2	28
Charley Moore	1976-77	24	156	385	.405	42	58	.724	69	2.9	54	354	14.8	27
Danny Moore	1996-99	98	574	1068	.537	538	685	.785	634	6.5	287	1691	17.3	68
Isiah Mosley	2019-22	90	522	1049	.498	257	294	.874	476	5.3	131	1434	15.9	187
Abdul Muhammad	1990-91	33	91	154	.591	47	79	.595	106	3.2	54	229	6.9	12
Paul Murans	1996-99	58	23	59	.390	11	23	.478	28	0.5	22	62	1.1	8
Johnny Murdock	1991-95	116	623	1522	.409	322	445	.724	326	2.8	247	1834	15.8	367
Jimmy Murphy	1949-52	56	360	---	---	157	---	---	---	---	126	877	15.4	---
Ron Mvouika	2013-15	33	75	177	.424	47	80	.588	117	3.5	50	223	6.8	55
John Paul Nelson	1996-98	57	126	229	.550	46	80	.575	302	5.3	176	298	5.2	67
Andy Newton	1973-76	82	441	995	.443	197	259	.761	228	2.8	247	1079	13.1	444
Brian Nicholson	1978-80	22	4	16	.250	3	5	.600	7	0.3	4	11	0.5	5
Jeremy Nicholson	2004-05	10	3	8	.375	2	5	.400	11	1.1	5	11	1.1	2
Larry Nicholson	1955-56	1	2	21	.000	0	1	.000	---	---	0	4	4.0	---
Bill Nolan	1950-51	6	1	---	---	1	---	---	---	---	9	3	0.5	---
Daniel Novak	2000-02	61	153	381	.402	59	85	.694	244	4.0	112	464	7.6	117
David Oatman	1973-74	6	1	5	.200	0	0	.000	2	0.3	1	2	0.4	2
Max Oldham	1954-58	81	361	804	.449	294	389	.756	---	---	164	1016	12.5	---
Ross Owens	2016-20	54	31	93	.333	5	10	.500	65	1.2	50	87	1.6	35
Darryl Pace	1980-83	37	38	87	.437	24	40	.600	54	1.5	51	100	2.7	15
Gary Palmer	1970-71	1	1	11	.000	0	0	.000	1	1.0	0	2	2.0	0
Wade Palmer	1974-75	13	2	10	.200	3	6	.500	6	0.5	7	7	0.5	4
Drew Paradoski	2003-04	5	2	21	.000	0	2	.000	3	0.6	1	6	1.2	1
Caleb Patterson	2009-12	94	279	587	.475	130	167	.778	226	2.4	149	721	7.7	37
Lu'Cye Patterson	2020-22	57	115	270	.426	70	106	.660	144	2.5	113	310	5.4	102
Raydean Patterson	1953-57	18	6	---	---	5	---	---	---	---	17	17	0.9	---
Jim Pearce	1963-64	1	1	---	---	0	1	.000	---	---	1	2	2.0	---
Dewey Pennell	1957-60	37	21	60	.350	18	32	.563	54	1.5	28	60	1.6	---
Paul Perkins	1966-68	5	2	7	.286	0	0	.000	2	0.4	0	4	0.8	---
Curtis Perry	1966-70	105	766	1667	.460	303	488	.621	1424	13.6	291	1835	17.5	---
Rodney Perry	1991-93	60	122	248	.492	88	156	.564	90	1.5	128	334	5.6	95
Chuck Peterson	1953-55	46	238	---	---	141	---	---	---	---	131	617	13.4	---
Allen Phillips	1998-00	63	235	564	.417	162	210	.771	255	4.0	93	744	11.8	141
Keith Pickens	2009-14	111	199	420	.474	159	247	.644	447	4.0	253	568	5.1	105
Harry Policape	1976-80	102	321	721	.445	97	156	.622	631	6.2	241	739	7.2	121
Damion Porter	1993-94	13	15	41	.366	9	18	.500	39	3.0	18	39	3.0	2
Michael Porter	2009-10	6	10	25	.400	1	3	.333	13	2.2	11	23	3.8	5
John Potts	1985-86	7	3	5	.600	4	8	.500	10	1.4	10	10	1.4	3
Jim Powers	1960-61	2	1	---	---	3	4	.750	---	---	0	5	2.5	---
Mike Pratt	1974-75	16	13	35	.371	7	12	.583	20	1.3	18	33	2.1	3
Bill Price	1951-55	68	92	---	---	86	---	---	---	---	87	270	4.0	---
Gaige Prim	2019-22	86	513	930	.552	304	394	.772	627	7.3	207	1338	15.6	175
Ron Proby	1980-81	5	1	4	.250	0	0	.000	2	0.4	0	2	0.4	2
Monwell Randle	2000-04	111	286	603	.474	205	288	.712	561	5.0	289	782	7.0	47
Kyle Rausch	2005-07	41	27	49	.551	17	23	.739	44	1.4	29	71	1.7	8



Johnny Murdock

Name	Seasons	G	FG	FGA	FG%	FT	FTA	FT%	Reb	Avg	PF	Pts	Avg	Ast
Bob Rayon	1946-50	73	116	---	---	121	---	---	---	---	103	353	4.8	---
Lovell Redmond	1989-91	63	121	298	.406	54	70	.771	141	2.2	92	336	5.3	50
Bob Reed	1951-52	1	1	---	---	0	---	---	---	---	1	2	2.0	---
Darryl Reid	1989-91	63	352	854	.412	310	422	.735	240	3.8	154	1105	17.5	225
Joe Reiter	1954-57	59	221	571	.387	143	224	.638	---	---	99	585	9.9	---
Darren Rhea	1986-87	8	4	6	.667	2	2	1.000	8	1.0	1	10	1.3	2
Isaiah Rhine	2008-12	105	71	149	.477	46	70	.657	153	1.5	138	189	1.8	9
Jarrid Rhodes	2016-18	66	209	487	.429	67	81	.827	249	3.8	120	588	8.9	68
Dale Ribble	1989-93	107	74	149	.497	40	53	.755	69	0.6	77	217	2.0	96
Bud Rice	1968-71	48	71	194	.366	67	111	.604	184	3.8	79	209	4.4	---
Drew Richards	2004-08	118	245	471	.520	121	266	.455	443	3.8	325	611	5.2	68
Nafis Ricks	2009-11	71	187	461	.406	205	291	.704	258	3.6	156	594	8.4	234
Jared Ridder	2018-21	48	100	264	.379	20	35	.571	113	2.4	52	296	6.2	29
Wayne Rieschel	1963-67	61	79	176	.449	32	63	.508	61	1.0	40	190	3.1	---
Andre Rigsby	1990-92	65	196	449	.437	43	66	.652	284	4.4	142	482	7.4	51
Joe Rivers	1961-63	28	38	124	.306	32	48	.667	137	4.9	62	108	3.9	---
Basil Robinson	1982-87	114	214	400	.535	135	178	.758	162	1.4	159	574	5.0	391
Mike Robinson	1978-80	52	515	963	.535	124	175	.709	650	12.5	131	1154	22.2	108
Russ Robinson	1955-59	86	282	624	.452	223	343	.650	634	7.4	171	787	9.2	---
Vic Rohrer	1950-51	7	1	---	---	3	---	---	---	---	4	5	0.7	---
Paul Ronvig	1970-74	22	9	23	.391	7	17	.412	13	0.6	11	25	1.1	11
George Roosman	1959-62	17	12	31	.387	3	8	.375	12	0.7	6	27	1.6	---
Phil Roth	1969-71	5	0	4	.000	4	4	1.000	2	0.4	2	4	0.8	---
Shawn Roundtree	2014-16	33	35	118	.297	16	28	.672	47	1.4	44	94	2.8	45
Ronnie Rousseau II	2016-18	41	109	266	.410	49	71	.690	66	1.6	67	302	7.4	82
Gene Ruble	1946-50	100	532	---	---	342	---	---	---	---	---	1406	14.1	---
Austin Ruder	2013-17	98	229	639	.358	76	92	.826	154	1.6	125	707	7.2	90
Matt Rueter	1997-01	119	211	422	.500	79	150	.527	331	2.8	239	501	4.2	79
Dale Russell	1955-59	80	140	346	.405	165	263	.627	---	---	192	445	5.6	---
Kenny Sams	1980-82	57	177	385	.460	58	85	.682	215	3.8	154	412	7.2	120
Nathan Scheer	2010-14	132	157	423	.371	85	116	.733	225	1.7	230	503	3.8	97
Chris Scott	1982-84	56	190	373	.509	124	193	.642	253	4.5	84	504	9.0	102
Darian Scott	2018-21	46	11	34	.324	8	19	.421	44	1.0	42	30	0.7	8
Phil Schlegel	1983-86	88	384	742	.518	132	164	.805	262	3.0	162	900	10.2	105
Tom Schellermans	1991-94	44	63	128	.492	37	58	.638	108	2.5	67	163	3.7	18

INDIVIDUAL CAREER TOTALS



MOSTATEBASKETBALL

Name	Seasons	G	FG	FGA	FG%	FT	FTA	FT%	Reb	Avg	PF	Pts	Avg	Ast
Reggie Scurry	2017-18	21	74	147	.503	36	54	.667	88	4.2	52	186	8.9	3
Phil Shannahan	1963-67	77	261	526	.496	154	250	.616	316	4.1	157	676	8.8	---
Demarcus Sharp	2020-22	29	85	175	.486	29	45	.644	115	4.0	60	212	7.3	109
Anthony Shavies	2003-05	58	146	381	.383	116	173	.671	163	2.8	115	449	7.7	173
Lou Shepherd	1964-68	81	418	891	.469	173	307	.564	701	8.6	209	1009	12.5	---
Chris Shorter	1995-96	6	2	4	.500	1	4	.250	5	0.8	1	5	0.8	1
Norm Siebern	1951-53	32	15	---	---	19	---	---	---	---	39	49	1.5	---
Ray Silvey	1955-58	16	5	18	.278	2	7	.286	4	0.3	8	12	0.8	---
Paul Simmons	1955-59	49	46	103	.447	42	52	.808	64	1.3	60	134	2.7	---
Michael Simpson	2012-14	31	15	67	.224	0	0	---	15	0.5	14	38	1.2	9
Terry Sites	1976-78	12	16	42	.381	6	9	.667	12	1.0	9	38	3.1	4
Bob Slusarek	1955-57	35	58	136	.426	17	27	.630	---	---	37	133	3.8	---
Brian Smith	1981-85	97	186	376	.495	117	163	.718	190	2.0	208	489	5.0	435
Eric Smith	2001-04	55	34	82	.414	22	49	.448	92	1.7	81	110	2.0	24
Truman Smith	1954-58	69	83	213	.390	40	59	.678	---	---	58	206	3.0	---
Ray Snelling	1968-71	62	151	400	.378	92	122	.754	173	2.8	156	394	6.4	---
Dan Sonnenberg	1955-57	36	133	307	.433	111	175	.634	---	---	87	377	10.5	---
Kurt Spurgeon	1999-01	9	1	5	.200	1	11.000	3	0.3	3	4	0.4	0	0
Chris Stange	1986-90	92	167	347	.481	32	45	.711	97	1.1	94	387	4.2	80
Randy Stange	1983-85	57	306	543	.564	94	110	.855	95	1.7	127	706	12.4	126
Fred Stephens	1950-52	56	195	429	.455	191	300	.636	---	---	116	581	10.6	---
Hunter Stiegemeier	1973-75	19	26	55	.473	23	33	.697	59	3.1	24	75	3.9	---
Jerry Stockard	1958-61	56	173	343	.504	137	166	.825	105	1.9	81	483	8.6	---
Dale Street	1950-51	6	3	---	---	1	---	---	---	---	2	7	1.1	---
Ken Stringer	1997-99	64	159	379	.420	77	132	.583	263	4.1	115	419	6.5	133
Kelby Stuckey	1985-89	114	405	664	.610	378	550	.687	661	5.8	290	1188	10.4	124
Joe Sumners	1946-50	71	74	---	---	67	---	---	---	---	116	215	3.0	---
Ron Talley	1960-61	3	0	---	---	1	11.000	---	---	---	0	1	0.3	---
Steve Tappmeyer	1975-76	2	1	2	.500	2	4	.500	1	0.5	1	4	2.0	0
Nic Tata	2020-22	28	24	43	.558	3	7	.429	34	1.2	15	53	1.9	2
Charlie Taylor	1957-59	47	197	452	.436	98	179	.547	512	10.9	123	492	10.5	---
Holmes Teegarden	1961-65	55	194	463	.419	67	101	.663	171	3.2	79	455	8.3	---
Bill Thomas	1950-53	86	256	565	.453	166	271	.613	---	---	271	678	7.9	---
Clint Thomas	1991-95	116	189	348	.543	162	212	.764	666	5.7	338	540	4.7	97
Corbin Thomas	2011-12	11	1	5	.200	3	5	.600	10	0.9	6	5	0.5	0
Derek Thomas	1983-85	58	89	157	.567	109	145	.752	166	2.9	91	287	4.9	85
Deron Thomas	1978-80	39	20	82	.244	27	48	.563	30	0.8	67	67	1.7	127
Devon Thomas	2013-14	32	37	80	.463	27	49	.551	39	1.2	43	103	3.2	45
Shadric Thomas	1993-94	26	14	42	.333	15	25	.600	23	0.9	18	46	1.8	19
Andrew Thompson	1993-94	18	11	27	.407	5	6	.833	31	1.7	12	27	1.5	8
Deke Thompson	2004-06	62	210	474	.443	77	102	.755	151	2.4	118	572	9.2	137
Eric Thompson	1969-73	88	327	722	.453	127	202	.629	498	5.7	208	781	8.9	---
Robin Thompson	2014-17	37	19	42	.452	13	24	.542	51	1.4	55	51	1.4	8
Ryan Thornton	1990-91	24	116	195	.595	101	148	.682	162	6.8	68	333	13.9	11
Gavin Thurman	2012-15	86	202	570	.354	68	89	.764	208	2.4	96	536	6.2	55



Kyle Weems

Name	Seasons	G	FG	FGA	FG%	FT	FTA	FT%	Reb	Avg	PF	Pts	Avg	Ast
Paul Toliver	1971-73	40	42	95	.442	66	105	.629	150	3.8	84	150	3.8	16
Randy Towle	1974-79	79	176	400	.440	122	161	.758	148	1.9	109	474	6.0	507
Zack Townsend	1971-72	29	285	620	.460	121	155	.781	213	7.3	91	691	23.8	41
Jack Trogdon	1949-56	67	198	---	---	110	---	---	---	---	121	506	7.6	---
Mike Trotter	1980-81	10	7	12	.583	6	14	.429	7	0.7	3	20	2.0	5
Butch Tshomba	1997-99	46	31	89	.348	17	23	.739	50	1.1	38	88	1.9	34
David Tucker	1962-65	47	56	159	.352	65	85	.764	60	1.3	48	177	3.8	---
Lester Turner	1991-92	30	37	84	.440	14	18	.778	48	1.6	37	96	3.2	23
Gary Tracy	1957-60	42	26	62	.419	36	57	.632	30	0.7	43	88	2.1	---
Nick Valla	2010-11	15	3	10	.300	3	4	.750	3	0.2	15	10	0.7	5
Glenn Voreis	1980-82	32	30	72	.417	20	41	.488	58	1.8	50	80	2.5	11
Travis Walk	1999-03	116	81	226	.358	71	113	.628	169	1.5	152	256	2.2	80
Mike Wallace	2000-02	60	301	543	.554	160	226	.708	516	8.6	152	762	12.7	47
Chris Ward	1984-86	62	235	432	.544	158	193	.819	364	5.9	157	628	10.1	140
Joe Ward	1980-83	58	309	679	.455	133	176	.756	234	4.0	127	751	12.9	120
Dick Warren	1955-56	16	61	130	.469	54	74	.729	---	---	38	176	11.0	---
Yusef Washington	1991-92	25	11	21	.524	18	24	.750	39	1.6	29	40	1.6	6
Ken Watkins	1966-70	40	23	73	.315	14	24	.583	53	1.3	41	60	1.5	---
Jeff Weaver	1975-76	17	11	44	.250	5	9	.556	27	1.6	15	27	1.6	9
Josh Webster	2018-19	32	86	207	.415	65	84	.774	104	3.3	60	249	7.8	164
Kyle Weems	2008-12	134	681	1550	.439	266	337	.789	844	6.3	382	1868	13.9	198
Lamont West	2019-20	33	107	247	.433	52	57	.912	129	3.9	65	312	9.5	19
Jim White	1960-62	38	31	90	.344	29	48	.604	32	0.8	29	91	2.4	---
Skylar Wicks	2020-22	6	1	5	.200	4	6	.667	5	0.8	2	6	1.0	2
Hughes Wilcox	1975-76	16	19	42	.452	7	13	.538	40	2.5	14	45	2.8	5
Chuck Williams	1967-71	103	704	1581	.445	279	375	.744	577	5.6	244	1687	16.4	---
Donnie Williams	2000-02	46	27	100	.270	13	19	.684	45	1.0	57	74	1.6	22
Dorrian Williams	2012-16	112	231	657	.352	135	196	.689	377	3.4	219	663	5.9	373
Mike Williams	1968-69	1	0	3	.000	3	4	.750	0	0.0	1	3	3.0	---
Justin Williamson	2002-03	5	1	11.000	0	0	.000	1	0.2	0	2	0.4	0	0
Robert Wilkerson	1994-96	55	213	463	.460	124	168	.738	247	4.5	123	572	10.4	176
Stan Wilkins	1976-78	43	75	169	.444	37	52	.712	148	3.4	53	187	4.3	41
Carl Wilks	1958-62	76	204	472	.432	229	294	.779	662	8.7	205	637	8.4	---
Chris Wilson	1992-93	6	4	7	.571	1	5	.200	4	0.7	3	9	1.5	0
Drew Wilson	2012-13	31	35	61	.574	6	34	.176	106	3.4	48	76	2.5	8
Ed Wilson	1967-69	39	65	149	.436	30	49	.612	128	3.3	44	160	4.1	---
Jan Wojcik	2018-19	18	8	16	.500	6	11	.545	16	0.9	22	25	1.4	3
Szymon Wojcik	2018-19	14	27	67	.403	10	11	.909	47	3.4	30	74	5.3	4
Aaron Womack	1987-90	15	8	13	.615	15	20	.750	32	2.1	9	31	2.1	4
Stan Worthy	1986-88	63	302	504	.599	118	158	.747	325	5.2	151	722	11.5	181
Nic Wright	1999-00	15	6	16	.375	3	4	.750	15	1.0	8	16	1.1	5
Bill Wynn	1957-58	24	94	221	.425	61	114	.535	83	3.5	62	249	10.4	---
Robert Yanders	2000-02	59	202	483	.418	137	164	.835	166	2.8	108	616	10.4	183
Walter Yoeman	1955-56	2	1	11.000	0	0	.000	---	---	---	0	2	1.0	---



Kelby Stuckey



All-Time Lettermen

A

Adams, Lonnie.....	1930-31-32-33
Addo, Emmanuel.....2014
Ahearn, Blake.....	2004-05-06-07
Albright, Chris.....	1991-93
Alexander, Ronald.....	1959-60
Allen, Bob.....	1954-55-57
Anderson, Bill.....	1956-57-58
Anderson, Jack.....	1949-50-55
Anderson, Jerry.....	1952-53-54-55
Anderson, Wes (Mgr.).....	1957-58
Andrews, Merrill.....	2003-04
Anielak, Don.....	1953-54
Armstrong, Tony.....	1976-77-78
Aromona, Tomie.....2013
Ashley, Donald.....	1932-33-34-35
Aton, Ray.....	1933-34
Ault, Kevin.....	1997-98-99-00
Axley, Tim.....	1991-92-93
Ayres, Raphe.....2021

B

Bailey, Mark.....	1980-81-82
Bain, Ralph.....	1929-30
Baker, Bill.....	1936-37-38-39
Baker, Dave (Mgr.).....1949
Ball, Jim.....	1940-41-42
Bancroft, Merton.....	1966-67-68-69
Barnard, Chester.....	1915-16-17-18
Barnard, Lester.....	1914-15-16-17
Barnes, Lawrence.....	1932-33
Bell, Bill.....1917
Bell, Greg.....	1986-87
Bernard, Arnold.....	1990-91
Berry, Marion.....	1935-36-37
Bettenhausen, Ryan.....	1996-97-98-99
Bhullar, Tanveer.....2018
Bilyeu, Nathan.....	2004-05-06-07
Birdsong, Ray.....	1952-53-54-55
Bizoukas, Michael.....2012
Black, Ja'Monta.....	2020-21-22
Blackwell, Don (Mgr.).....	1971
Blake, Ray.....	1909-10
Blasingim, Joe.....1995
Boggs, Anthony.....	1981-82-83-84
Bolden, Danny.....	1964-65-66-67
Boone, Camryn.....	2015-16
Bracker, Dan.....1985-86

Brakebill, Scott.....	1999-00-01-02
Brandt, Larry (Mgr.).....1948
Brewer, David.....	1987-88-90-91
Briscoe, Rick.....	1971-72-73-74
Brock, Tomas.....2008
Brown, Billy.....	1988-89
Brown, Spencer.....2021
Bruton, Ron.....	1999-00
Buck, Dewey.....1919
Bucklew, John.....	1940-41-42
Buie, Coleco.....	1996-97
Burrell, Eugene.....	1924-25
Burrows, Denny.....	1937-38-39-40
Burton, Otis.....	1909-10-11

C

Calhoun, Lindley.....	1909-10
Callaway, Guy.....	1911-12
Campbell, Lee.....	1989-90
Carlson, Don.....	1964-65-66-67
Carper, Dawson.....2022
Carr, Bill.....	1950-51
Chaney, Tyler.....	2004-05-06-07
Chappell, Rand.....	1982-83-84-85
Cheek, Bill (Mgr.).....1947
Cheek, Buford.....	1936-37
Cheek, Virgil.....	1920-21-22
Childress, Glen.....	1936-37-38-39
Church, Obediah.....	2016-17-18
Clarke, Harvel.....	1926-27-28
Clay, Donovan.....2022
Cline, Cleo.....	1959-60-61
Coambes, Bob.....	1961-62-63
Coby, Billy.....1998
Collins, Herbert.....	1921-22-24
Colwell, Shelton.....	2003-04
Cook, Edwin.....	1947-48-49-50
Cook, Keandre.....	2019-20
Cooks, Chris.....	2008-09
Cooper, Aaron.....2011
Cooper, Ford.....2020
Copeland, Corey.....	2011-12
Craig, Jim.....1911
Craig, Neil.....	1909-10
Crawford, Jackie.....	1992-93
Crawford, Phil.....	1939-40-41-42
Creekmore, Will.....	2009-10-11
Culbertson, Randy.....	1973-74
Curl, Bob.....	1970-71-72
Cutburth, Perry.....	1934-35

D

Da Silva, Tulio.....	2019-20
Dabbs, Jo Jo.....	1996-97
Davidson, Frank.....1964
Davis, Caleb.....	1988-89
Davis, Carl.....	1923-24-25
Davis, James.....1987
Davis, Lowell.....	1936-37-38-39
Davis, Mike.....1993
Davis, Tony.....	1996-97
Day, Gene.....	1960-61
Degner, Neal.....1985
Dixon, Jarred.....	2016-17-18-19
Dixon, Tyrik.....2020
Dobbins, Luke.....2001
Dockery, Greg.....1984
Dodd, Tom.....	1926-27-28
Doollittle, William.....	1971-72-73-74
Downing, Anthony.....	2012-13
Duckworth, Don.....	1950-51-52-53
Dull, Jimmie.....	1975-76-77-78
Dunn, Wes.....	1979-80

E

Eades, Jerry.....	1946-47-48
Easley, Kellen.....	2003-04-05-06
Eberhart, Harold.....	1931-32-33-34
Ebrite, Leonard.....	1929-30
Edwards, Anthony.....	1992-93-94-95
Egbert, Beach.....	1929-30-31-32
Ellis, Dean.....	1977-78-79-80
Elmore, Chester.....1933-34
Engleman, Finis.....	1915-16-17
Engstrom, Matt.....2000
Epps, Johnny.....	1995-96

F

Fairman, John.....1946
Ferguson, Jack.....	1965-66-67
Ferrell, Don.....	1946-47
Fife, Ron.....	1968-69
Fisher, Trevor.....	2002-03-04-05
Flummerfelt, John.....	1936-37-38-39
Fofana, Abdul.....2018
Fontleroy, William.....	1997-98-99-00
Ford, Jeff.....1990
Forniss, Everett.....	1973-74
Forsythe, Ray.....	1947-48-49-50
Foster, Ben.....1913
Foster, Kenny.....1952
Fox, Carl.....	1926-27-28-29

Frazier, Sky.....2005-06
Frye, Mark.....	1933-34-35-36
Fuehnmeyer, Justin.....	2007-08-09-10
Fugitt, Bill.....	1954-55-56-57



G

Gaines, Charles.....	2000-01
Galli, Ryan.....1964
Galloway, Jack.....	1922-23
Gant, Jim.....	1963-64-65-66
Garland, Winston.....	1986-87
Garrison, Daryel.....	1972-73-74-75
Gee, Max.....	1967-68-69
Gerring, Lomis.....	2015-16
Gerschefske, Kevin.....	1972-73
Giboney, Larry.....	1953-54-55
Gilbert, Jason.....	2002-03
Gott, Bobby.....	1948-49-50
Graves, Earl.....1940
Graves, Tony.....	1992-93
Gray, Eric.....	1983-84
Green, Ottis.....	1986-87
Green, Roy.....	1964-65-66
Greer, Milford.....	1913-14-15
Grimm, John.....	1953-54-55
Gulley, Jarmar.....	2012-14
Gummersbach, Jim.....	1966-67
Guzy, Andy.....	1960-61

H

Hall, Jerry.....	1959-60-61-62
Hall, Josh.....2020
Hamilton, Forrest.....	1952-53
Haney, Isaac.....2022
Harrison, Harold.....	1956-57-58
Harrison, Ralph.....	1946-49-50-51
Harrison, Will.....	1909-10-11
Harshbarger, Tom.....	1970-71-73
Harville, Chris.....	1987-88-89-90
Hawk, Scott.....	1975-76-77-78
Hawkins, Vern.....	1946-47
Hayes, Chris.....1995
Hedgepeth, David.....	1939-48-49
Hedgepeth, Gerald.....	1940-41
Helms, Art.....	1953-54
Henderson, Hubert.....1989
Herndon, Claude.....	1907-08-09-10
Hervey, Keaton.....2021
Hesterberg, Doug.....	1971-73-74
Hickox, Scott.....	1984-85-86-87
Hill, Dennis.....	1974-75

FACILITIES THROUGH THE YEARS





Hilliard, Keith	1982
Hiltbrand, Jack	1923-24-25
Hoffaker, Bob	1935-36
Holt, Clay	1987-88
Hood, Andy	1979-80
Hoover, Virgil	1920-21-22
Holz, Josh	1996-97
Howard, Bobby	1982-83
Howerton, John	1955-56-57
Hume, Josh	2001
Hungerford, Frank	1948-49-50-51

I	
Israel, Jack	1958-59

J	
Jackson, Bryan	1995
Jackson, Keith	1988-89
James, Clyde	1922-23-24-25
Jeffries, Carl	1940-41-42
Jeffries, Farris	1940-41-42
Jehle, Ryan	2008-09-10
Jenkins, Willie	1966-67-68-69
Jinks, Stan	1976-77-78
Johnson, Alize	2017-18
Johnson, Fred	1989-90
Johnson, Handy	1985
Johnson, Mike	1976
Johnson, Ricky	1982-83
Johnson, Tommy	2003-04
Jones, Jerome	2010
Judd, Eric	1999-00
Julian, Jim	1951-52

K	
Kaminsky, Russ	1941-42
Kandlbinder, Ben	1995-96-97-98
Keltner, Mike	1972-73-74
Kemp, Jermaine	1994
Kendrix, Chris	2015-16-17
Kilburn, Hank	1928-29-30-31
Kinser, Jay	1958-59-60
Kirk, Christian	2012-13-14-15
Kirksey, Jerry	1959-60-61
Knapp, Wade	2008-09
Knight, Harry	1909-10
Kreklow, Ryan	2016-17-18-19
Kunc, Ales	1996

L	
Lamberth, Dale	2006-07-08
Lance, Mark	1981-82
Latimer, Foster	1929-30
Latimer, Shawn	1994-95
Laurie, Shane	2006-07-08-09
Laurie, Spencer	2007-08-09
Lawrence, Mustafa	2018
Lea, Bill	1949-50-51-52
Lechner, Ed	1941-42
Lee, Noble	1918-19
Leonard, Adam	2010-11
Lewis, Doug	1988-89
Lewis, Jerry	1975-76
Lewis, Larry	1977-78-79-80
Lewis, Roscoe	1930-32-33-34
Ligon, Bob	1963-64
Liliensiek, Ed	1978-79-80-81
Lincoln, Omar	1998
Lindsay, Jack	1947-48-49-50
Little, David	1981-82
Littleton, Jerome	1926-27
Livingston, J. L.	1929
Lloyd, Hugh	1915-16
Logan, Tony	1964
Long, Bill	1942-47
Lore, Ed	1941-42
Lorton, Joe	1961-62-63
Lounsbury, John	1916
Loyd, Rick	1971
Lumpe, Jerry	1952-53
Lunsford, W. E.	1921-22
Lusk, Dietz	1916-17

M	
MacIn, Tamarr	2002-03-04-05
Maczuk, Pete	1931-32
Magers, Lyndall	1975-76
Magers, Randy	1971-72-73-74
Mallett, Jermaine	2010-11
Manswell, Dex	2007-08
Marler, Ralph	1946-47-48-49-50
Marsh, Monte	1994-95-96-97
Marshall, Bruce	2013-14
Marshall, Charles	1961-62-63-64
Marshall, J. T.	1990
Marshall, Marcus	2013-14
Marshall, Murray	1929

Martin, Bob	1960-61
Martin, Jordan	2016-17
Mathes, Dale	1963-64-65
Matlock, Chris	1985-86
Matthews, Edsel	1961-62-63
Matthews, Paul	1920-21-22-23
McCarter, Jerry	1960-61
McCarter, Larry	1962-63
McCoy, Lamar	1970
McCullough, Tyler	2014-15-16-17
McDaniel, Gary	1961-62-63
McDonald, Milt	1975-76-78
McFarland, Cardell	2009
McGee, Milton	1986-87
McGee, Terrance	2002-03
McQueary, Fred	1949-50
Mess, Greg	1967-68-69-70
Midden, Greg	1979
Miller, Brandon	1999
Miller, Dequon	2016-17
Miller, J.T.	2018
Miller, Paul	1911
Miner, Roscoe	1929-30-33
Minnett, Jaylen	2022
Mitchell, Charles	1940-41-42-43
Mitchell, Deven	2004-05-07-08
Mohammed, Kabir	2019
Moore, Charley	1977
Moore, Danny	1997-98-99
Morris, Wilburn	1933-34
Morton, James	1942-43-47
Mosley, Isaiah	2020-21-22
Moulder, Jim (Mgr.)	1951-52
Muhammad, Abdul	1991
Mumford, Ted	1923-24-25-26
Murans, Paul	1997-98-99
Murdock, Johnny	1992-93-94-95
Murphy, Jimmy	1951-52
Mvouika, Ron	2014

N	
Nelson, John Paul	1997-98
Nevins, James	1919
Newcomb, Ralph	1910-11
Newman, Gordon	1936-37-38-39
Newton, Andy	1974-75-76
Nicholson, Brian	1979-80
Nicholson, Jeremy	2005
Nickle, Joe	1932-33-34-35
Novak, Daniel	2001-02

O	
Oatman, David	1974
Oldham, Max	1955-56-57-58
Oliver, Leonard	1916-17-18-20
Owens, Ross	2019-20

P	
Pace, Darryl	1981
Palmer, Wade	1974-75
Patterson, Caleb	2010-11-12
Patterson, Lu'Cye	2021-22
Patterson, Raydean	1955-57
Pennell, Dewey	1958-59-60
Perry, Curtis	1967-68-69-70
Perry, Rodney	1992-93
Peterson, Charles	1954-55
Philbrick, Paul	1936
Phillips, Allen	1999-00
Pickens, Keith	2010-12-13-14
Policape, Harry	1977-78-79-80
Pratt, Mike	1975
Price, Bill	1952-53-54-55
Prim, Gaige	2020-21-22

R	
Rader, Gilbert	1919-20
Randle, Monwell	2001-02-03-04
Raney, Will	1915-16
Rausch, Kyle	2007
Rayon, Bob	1947-48-49-50
Redmond, Lovelace	1990-91
Reid, Darryl	1990-91
Reiter, Joe	1955-56-57
Rhine, Isaiah	2009-10-11-12
Rhodes, Jarrid	2017-18
Ribble, Dale	1990-91-92-93
Rice, Bud	1969-70-71
Richards, Drew	2005-06-07-08
Ricks, Nafis	2010-11
Ridder, Jared	2019-21
Rieschel, Wayne	1964-65-66-67
Rigsby, Andre	1991-92
Riley, William, Jr.	1917-18
Rippy, Frank	1946
Rivers, Joe	1962-63

Robins, Horace	1915-16-17
Robinson, Basil	1983-84-86-87
Robinson, Grant	1927-28
Robinson, Marvin	1937-38
Robinson, Mike	1979-80
Robinson, Russ	1956-57-58-59
Romines, Glen	1930-31
Roosman, George	1960-61
Rorvig, Paul	1971-72-73-74
Roundtree, Shawn Jr.	2015
Rousseau, Ronnie III	2018
Roush, Oley	1940-41-42
Ruble, Clyde	1946-47
Ruble, Gene	1947-48-49-50
Ruder, Austin	2014-15-17
Rueter, Matt	1998-99-00-01
Rush, Ernie	1919
Russell, Dale	1956-57-58-59
Russell, Jack	1938-39-40

S	
Sams, Kenny	1981-82
Schaeffer, Ammon	1917
Scheer, Nathan	2011-12-13-14
Schellemans, Tom	1992-93-94
Schlegel, Phil	1984-85-86
Schmalhorst, Joe	1948
Scott, Chris	1983-84
Scott, Darian	2019
Scroggins, Dell	1932-33-34-35
Scurry, Reggie	2018
Selvidge, Morgan	1930-31
Shannahan, Phil	1964-65-66-67
Sharp, Demarcus	2021
Shavies, Anthony	2004-05
Shepherd, Lou	1966-67-68
Sherman, David	1919
Shorter, Chris	1996
Siebert, Norm	1952-53
Silvey, Ray	1955-56-57
Simmons, Paul	1956-57-58-59
Simpson, Michael	2013-14
Sites, Terry	1977-78
Stone, Jack	1943-44
Slusarek, Bob	1956-57
Smith, Brian	1982-83-84-85
Smith, Eric	2003-04
Smith, Scott	1911-12
Smith, Truman	1955-56-57-58
Snavely, Ralph	1919-20-21
Snelling, Ray	1970-71
Sonnenberg, Dan	1956-57
Spurgeon, Oral	1935-36
Stange, Chris	1987-88-89-90
Stange, Randy	1984-85
Stark, Louis	1927-28-29-30
Stephens, Fred	1951-52
Stephens, Steve	1935-36-37-38
Stewart, Bill	1939-40-41-42
Stiegemeier, Hunter	1975
Stockard, Jerry	1959-60-61
Stockton, Laverne	1939-40
Street, Dale	1951
Stringer, Ken	1998-99
Stuckey, Kelly	1986-87-88-89
Summers, Joe	1947-48-50

T	
Tata, Nic	2021

Taylor, Charles	1958-59
Teegarden, Holmes	1962-63-64-65
Tharp, Orval	1918-19
Thomas, Bill	1951-52-53
Thomas, Clint	1992-93-94-95
Thomas, Derek	1984-85
Thomas, Devon	2014
Thomas, Deron	1979-80
Thomas, Glenn	1925-26-28
Thomas, Shadric	1994
Thompson, Andrew	1994
Thompson, Deke	2005-06
Thompson, Eric	1970-71-72-73
Thompson, Robin	2016
Thornton, Ryan	1991
Thurman, Gavin	2013-14-15
Toliver, Paul	1972-73
Towe, Randy	1975-77-78-79
Townsend, Zack	1972
Tracy, Gary	1958-59-60
Trogdon, Jack	1951-52-55
Tshomba, Butch	1998-99
Tubert, Bob	1953
Tucker, David	1963-64-65
Turner, Lester	1992

V	
Valla, Nick	2011
Van Buskirk, Luther	1911
Voreis, Glenn	1981

W	
Walk, Travis	2000-01-02-03
Wallace, Mike	2001-02
Ward, Chris	1985-86
Ward, Joe	1981-83
Ward, Preston	1946-47-49
Warren, Harry	1919-20-21-22
Washington, Yusef	1992
Watkins, Ken	1967-68-69-70
Weaver, Jeff	1976
Webster, Josh	2019
Weems, Kyle	2009-10-11-12
West, Lamont	2020
White, James	1961-62
Wilcox, Fred	1923-24
Wilcox, Hughes	1976
Wilkerson, Robert	1995-96
Wilkins, Stan	1977-78
Wilks, Carl	1959-60-61-62
Williams, Chuck	1968-69-70-71
Williams, Donnie	2001-02
Williams, Dorrian	2013-14-15-16
Wilson, Mike (Mgr.)	1966-67-68-69
Wilson, Ed	1968-69
Wilson, Drew	2013
Wojcik, Jan	2019
Wojcik, Szymon	2019
Wood, Victor	1941
Woody, Roger	1921-22-23-24
Woody, Walter	1911
Worthy, Stan	1987-88
Wright, Mack	1926-27
Wright, Nic	2000
Wycuff, Wendell (Mgr.)	1979-80
Wynn, Bill	1958

Y	
Yanders, Robert	2001-02

All-Time Assistant Coaches

Sam Alford	1995-99	Bret Iba	1983-89, 1990-91
Pat Baldwin	2011-13	Jay Kinser	1964-80
Mark Bernsen	1989-92	Brad Korn	2013-16
Bill Brown	1992-94	Hosea Lee	1995-99
Kyan Brown	2005-08	Steve Lynch	1996-2005
Buzzy Caruthers	2022-pres.	Ben Miller	2004-08
Troy Collier	2002-06	Pete Norman	1992-94
Kenny Cox	1995-96	Keith Pickens	2016-18
Charles Cunningham	1992-95	Nate Quinn	1981-83
Tommy Deffebaugh	1999-2002	Orvis Sigler	1952-53
Joe Edgington	1954-56	Matt Sligh	2015-18
Sheldon Everett	2020-pres.	John Sloop	1994-95
Ray Forsythe	1950-52	Kyle Smithpeters	2011-12
Corey Gipson	2015-22	Charlie Spoonhour	1968-72
Cletus Green	1980-83	Randy Stange	1987-92
John Hammond	1983-89	Bob Sundvold	1991-92
Jon Harris	2008-11	Bill Thomas	1956-64
Ralph Harrison	1953-54	Derrick Tilmon	2012-15
Jake Headrick	2018-20	Tommy Wade	1994-95
Jermaine Henderson	2012-15	Ric Wesley	1999-2004
Jase Herl	2018-pres.	Chuck Williams	1972-77
Scott Hickox	1989-90	Kent Williams	2008-11
Dennis Hill	1978-81, 1983-89	Steve Woodberry	2006-12

Does not include GA's, part-time staff or operations directors

Ricky Briscoe.....	1972-73
Billy Brown.....	1987-89
Wes Dunn.....	1978-79
Matt Engstrom.....	1999-02
Justin Feuhmeyer.....	2007-10
Doug Hesterberg.....	1971-72
Mark Lance.....	1980-82
Basil Robinson.....	1982-87
Tom Schellemans.....	1992-94

Nathan Bilyeu	2003-07
Tyrik Dixon.....	2019-20
Anthony Downing	2011-14
Abdul Fofana.....	2017-18
Jordan Martin.....	2016-17
Demarcus Sharp.....	2020-22
Josh Webster.....	2018-19

Merrill Andrews	2002-04
Keandre Cook	2018-20
Justin Feuhrmeyer	2005-07
Derron Hobbs	2008-09
Mustafa Lawrence	2017-18
Dex Manswell	2007-08
Isiah Mosley	2020-22
Keith Pickens	2009-14
Robin Thompson	2014-17
Donnie Williams	2000-02

Elijah Bridgers	2020-21
Shelton Colwell	2002-03
Dale Lamberth	2005-08
Nafis Ricks	2009-12
Austin Ruder	2013-16
Reggie Scurry	2017-18

Lamont Austin	2007-08
Spencer Brown	2019-21
Tyler Chaney	2003-07
Chris Cooks	2008-09
Aaron Cooper	2010-11
Loomis Gerring	2014-16
Isaac Haney	2021-22
Paul Murans	1996-99
Michael Simpson	2012-14
Robert Wilkerson	1994-95

Terry Alexander.....	1993-94
Ja'Monta Black	2019-22
Romas Broc	2007-08
Ryan Carmichael	2012-13
Billy Coby	1997-98
Jason Gilbert	2001-03
Brandon Miller	1998-99
Dequon Miller	2015-17
Gary Palmer	1970-71
Drew Richards	2004-05

Obediah Church	2015-18
Donovan Clay	2021-22
Jo Jo Dabbs	1995-97
Jamar Gulley	2011-14
Jermaine Kemp	1993-94
Tamarr MacLin	2001-05
Deven Mitchell	2006-08
Ken Stringer	1997-99

Tomie Aromona.....	2011-13
Arnold Bernard	1989-91
Ryan Bettenhausen	1995-99
Joe Blasingim	1994-95
Jim Gumpersbach	1965-67
Doug Hadaway	1980-81
Tommy Johnson	2002-04
Spencer Laurie	2006-09
Adam Leonard	2009-12
Doug Lewis	1987-89
Lyndall Magers	1975-77
Milton McGee	1985-87
Greg Mess	1967-70
Ron Mvouika	2013-15
Jarrid Rhodes	2016-17
Paul Rorvig	1972-74
Brian Smith	1981-85
Deron Thomas	1978-80
Randy Towe	1974-75
Dave Tucker	1962-64
Jim White	1961-62
Szymon Woicik	2018-19

Raphe Ayres	2020-21
Jackie Crawford	1992-93
Jarred Dixon	2015-19
Dex Manswell	2006-07
Marcus Marshall	2012-15
Isiah Moslev	2019-20

Tony Armstrong.....	1975-79
Steve Bean	1969-70
Randy Culbertson.....	1972-74
David Demeyer.....	1980-81
Wes Dunn.....	1979-80
William Fontleroy.....	1996-00
Darryl Garrison.....	1971-72
Max Gee.....	1967-69
Kelly Green.....	1981-82
Ottis Green.....	1985-87
Gary Grove.....	1970-71
Keith Jackson.....	1987-89
Shane Laurie.....	2005-09
Tony Logan.....	1963-64
Cameron Maes.....	2014-15
Charles Marshall.....	1961-63
Daniel Meyer.....	2004-05
Jaylen Minnett.....	2021-22
Johnny Murdock.....	1992-95
Darryl Reid.....	1989-91
Phil Shannahan.....	1966-67
Eric Smith.....	2001-04
Randy Stange.....	1983-85
Devon Thomas.....	2013-14

Coleco Buie	1995-97
Melvyn Ebonkoli	2020-21

Anthony Boggs	1980-84
Rick DeVries	1979-80
William Doolittle	1970-71
Gary Filla	1985-86
Geoff Helt	1987-88
Keaton Hervey	2020-22
Bryan Jackson	1994-95
Anthony Jones	1989-90
Edsel Matthews	1961-63
Lamar McCoy	1969-70
Lamar McCoy	1971-72
Andy Newton	1973-75
Drew Paradossi	2003-04
Rodney Perry	1992-93
Wayne Rieschel	1964-67
Ronnie Rousseau III	2016-18
Sharic Thomas	1993-94
Randy Towle	1976-79
Mike Watts	1967-68

Blake Ahearn	2003-07
Wade Knapp	2007-09
Ales Kunc	1995-96
Jermaine Mallett	2009-12
Terrance McGee	2001-03
Jarrid Rhodes	2017-18
Austin Ruder	2016-17
Lamont West	2019-20
Drew Wilson	2012-13
Jan Wojcik	2018-19

Scott Brakebill.....	1998-02
Greg Brown.....	2002-03
Bob Curl.....	1969-72
Jimmie Dull.....	1974-78
Anthony Edwards.....	1992-95
Ron Fife.....	1967-69
Max Gee.....	1966-67
Roy Green.....	1965-66
John Greene.....	1985-86
Robert Hammons.....	1962-63
Harold Harrison.....	1957-58
Keith Hilliard.....	1981-82
Andy Hood.....	1978-80
Handy Johnson.....	1984-85
Mike Keltner.....	1972-74
Jay Kinser, Sr.....	1958-60
Ryan Kreklow.....	2015-19
Charles Marshall.....	1963-64
Michael Porter.....	2009-11
Chris Stange.....	1986-90
Jerry Stockard.....	1960-61
Nic Tata.....	2020-22
Derek Thomas.....	1983-84
Gavin Thurman.....	2012-15
Joe Ward.....	1980-83

Shelton Colwell.....	2003-04
Luke Dobbins.....	2000-01
Chris Hayes.....	1994-95
Eric Judd.....	1998-2000
Ross Owens.....	2016-20
Caleb Patterson.....	2009-13
Joe Summers.....	1947-48
Deke Thompson.....	2004-06

Danny Bolden	1963-67
Mark Brown	1990-92
Winston Garland ^A	1985-87
Jeff Gigax	1981-82
Jerry Lewis	1975-76
Brian Nicholson	1978-80
Darryl Pace	1982-83
Lovelace Redmond	1989-90
Joe Rivers	1962-63
Phil Roth	1969-71
Terry Sites	1976-78
Hunter Stiegemeier	1973-75
Charlie Taylor	1957-59
Chuck Townsend	1971-73
Mike Trotter	1980-81
Jim White	1960-61
Chuck Williams	1967-71
Mike Williams	1968-69

Ron Bruton	1998-00
Chris Cooks	2007-08
Ray Holaday	1958-59
Ben Kandilbinder	1994-98
Cardell McFarland	2008-10
J.T. Miller	2017-18
Deven Mitchell	2003-05
Kabir Mohammed	2018-20
Dorrian Williams	2012-16
Justin Williamson	2002-03

Emmanuel Addo	2013-14
Kevin Ault	1996-00
Cedric Boyd	1987-88
Don Carlson	1966-67
Rand Chappell	1981-85
Ford Cooper Jr.	2019-20
Trevor Fisher	2001-05
Ryan Galli	1963-64
Scott Hawk	1974-75
Dough Hesterberg ..	1972-73
Jack Israel	1957-59
Alize Johnson	2017-18
Ernest Johnson	1967-68

Bears vs. Top 25 Teams

Date	Site	AP Rank	Opponent	Result
Coach Bob Cleeland (0-1)				

12/6/82	A	#15 Arkansas	L 66-87
---------	---	--------------	---------

Charlie Spoonhour (1-7)

12/18/83	H	#15 Arkansas	L 41-56
3/13/87	N	#13 Clemson (NCAA)	W 65-60
3/15/87	N	#20 Kansas (NCAA)	L 63-67
3/18/88	N	#12 UNLV (NCAA)	L 50-54
11/22/88	A	#14 Missouri (preseason NIT)	L 54-73
12/30/88	N	#20 Kansas	L 73-82
3/17/89	N	#11 Seton Hall (NCAA)	L 51-60
3/20/92	N	#14 Michigan State (NCAA)	L 54-61

Coach Mark Bernsen (0-1)

12/22/92	H	#15 Purdue	L 45-48
----------	---	------------	---------

Coach Steve Alford (2-4)

11/1/97	N	#6 Cincinnati	L 60-101
11/22/97	N	#5 Clemson	L 67-71
11/20/98	A	#3 Stanford (preseason NIT)	L 51-76
3/12/99	N	#18 Wisconsin (NCAA)	W 43-32
3/14/99	N	#20 Tennessee (NCAA)	W 81-51
3/19/99	N	#1 Duke (NCAA)	61-78

Coach Barry Hinson (2-4)

2/12/03	A	#12 Creighton (#12 USA Today)	L 67-70
2/26/03	H	#17 Creighton (#18 USA Today)	L 58-63
2/14/04	H	#23 Southern Illinois (#24 USAT)	L 58-59
11/24/06	N	#7 Wisconsin (#7 USA Today)	W 66-64
2/13/07	H	#16 Southern Illinois (#15 USAT)	L 47-51
2/26/08	H	#20 Drake (#20 USA Today)	W 86-83

Missouri State is 7-40 all-time against AP Top 25 teams

Date	Site	AP Rank	Opponent	Result
Coach Cuonzo Martin (0-2)				

1/30/10	H	#25 Northern Iowa (#25 USA Today)	L 54-55
11/17/10	A	#24 Tennessee (#23 USA T)(pNIT).....	L 56-60

Coach Paul Lusk (1-19)

12/28/11	A	#21 Creighton (#19 USA Today)	W 77-65
1/18/12	H	#19 Creighton (#18 USA Today)	L 65-66
2/15/12	A	#24 Wichita State	L 58-73
11/17/12	H	#25 San Diego St. (#23 USA Today)	L 44-60
12/8/12	A	#23 Oklahoma St. (#22 USA Today)	L 42-62
1/11/13	H	#13 Creighton (#11 USA Today)	L 52-74
12/23/13	H	#20 Wichita State (#21 USA Today)	L 52-62
1/30/13	A	#21 Creighton (#17 USA Today)	L 77-91
2/9/13	A	-- Wichita State (#22 USA Today)	L 50-79
12/17/13	A	#6 Louisville (#4 USA Today)	L 60-90
1/11/14	H	#6 Wichita State (#6 USA Today)	L 69-72 (ot)
3/1/14	A	#2 Wichita State (#2 USA Today)	L 45-68
3/8/14	N	#2 Wichita State (#2 USA T) (MVC)	L 42-67
1/18/15	A	#23 Northern Iowa (#22 USA Today)	L 46-60
1/21/15	H	#14 Wichita State (#13 USA Today)	L 53-76
2/7/15	A	#16 Wichita State (#17 USA Today)	L 35-78
2/15/15	H	#13 Northern Iowa (#12 USA Today)	L 57-68
11/19/15	N	#22 Butler (#20 USA Today)	L 59-93
12/22/16	N	#23 USC (#22 USA Today)	L 75-83
2/25/17	H	#25 Wichita State (#25 USA Today)	L 67-86
3/4/17	N	#21 Wichita State (#22 USA Today)	L 63-78

Coach Dana Ford (1-2)

11/19/18	N	--- Nebraska (#24 USA Today).....	L 62-85
11/15/19	A	#21 Xavier (#18 USA Today).....	L 56-59
12/4/21	H	#12 Brigham Young (#13 USA Today).....	L 68-74
1/22/22	A	#22 Loyola Chicago (#24 USA Today).....	W 79-69



Mike Johnson	1975-76
Mike Keltner	1970-72
Robert Ligon	1962-63
Rickey Loyd	1970-72
Jerry McCarter	1959-61
Scott Middleton	1979-80
Charley Moore	1976-77
Darryl Pace	1980-81
Lovell Redmond	1990-91
Darren Rhea	1986-87
Shawn Roundtree, Jr.	2014-16

25

Ed Cook	1947-48
Charles Gaines	1999-2000
Jerry Kirksey	1958-61
Shawn Latimer	1993-95
Omar Lincoln	1996-98
Jordan Martin	2015-16
Lu'Cye Patterson	2021-22
Monwell Randle	2001-04
Kyle Rausch	2005-07
Darian Scott	2018-21
Ray Silvey	1955-58
Chris Shorter	1995-96
Butch Tshomba	1998-99

28

Paul Simmons	1956-57
--------------	---------

29

Ralph Marler	1947-48
--------------	---------

30

Camryn Boone	2014-16
David Brewer	1986-91
Don Carlson	1964-66
Cleo Cline	1958-61
Tulio Da Silva	2018-20
Frank Davidson	1963-64
Michael Davis	1992-93
Kellen Easley	2002-06
Josh Hotz	1995-97
Ryan Jehle	2007-10
Stan Jinks	1975-78
Jay Kinser, Jr.	1978-80
Larry Knudwig	1966-67
David Little	1980-82
Warren Louderbaugh	1967-68
Lyndall Magers	1974-75
Randy Magers	1971-74
Dale Mathes	1962-63
Max Oldham	1957-58
Paul Rovig	1970-71
Gene Ruble	1947-48
Nathan Scheer	2010-14
Chris Scott	1982-84
Kurt Spurgeon	1999-00
Lester Turner	1991-92
Chris Ward	1984-86
Ed Wilson	1968-69

31

Ron Alexander	1958-60
Gene Day	1960-61
Jack Lindsay	1947-48
Daniel Novak	2000-02
Damion Porter	1993-94
Truman Smith	1957-58

32

Keith Barton	1958-59
Bob Coambes	1960-61
Donnie Foster	1959-60
Jim Gant	1963-66
Daryel Garrison ^	1972-75
Gary Grove	1971-72
Clay Holt	1986-88
Ricky Johnson	1981-83
Larry Lewis	1976-80
Gary McDaniel	1961-63
Greg Mess	1966-67
Danny Moore	1996-99
Jim Powers	1960-61
Dale Ribble	1989-93
Phil Schlegel	1983-86
Paul Simmons	1957-58
Hughes Wilcox	1975-76
Nic Wright	1999-00

33

Dawson Carper	2020-22
Corey Copeland	2010-13
Jeff Ford	1989-90

Josh Hall	2019-20
Jerome Jones	2009-10
Chris Kendrick	2014-17
Dewey Pennell	1959-60
Charles Peterson	1953-55
Allen Phillips	1998-2001
Andre Rigsby	1990-92
Russ Robinson	1957-59
Anthony Shavies	2003-05
Derek Thomas	1984-85
Bob Tubert	1952-53
Stan Worthy	1986-88

34

Tim Axley	1990-94
Mark Bailey	1979-82
Merton Bancroft	1965-66
Greg Bell	1985-87
Tanveer Bhullar	2017-18
Rand Chappell	1982-83
Greg Dockery	1983-84
Dean Ellis	1976-79
Johnny Epps	1994-96
Brian George	1999-00
Art Helms	1952-55
Hubert Henderson	1988-89
Dennis Hill	1973-75
Ray Holaday	1959-60
Paul Perkins	1967-68
Joe Reiter	1955-57
Jared Ridder	2018-21
George Roosman	1960-61
Dale Russell	1957-58
Paul Simmons	1958-59
Ray Snelling	1969-71
Steve Tappmeyer	1975-76
Holmes Teegarden	1962-65
Paul Toliver	1971-73
Kyle Weems	2008-12

35

Tyrie Hill-Thomas	2016-17
Bruce Marshall	2012-14
Bob Martin	1960-61
Bill Nolan	1947-48
Dale Russell	1955-59
Corbin Thomas	2011-12
Gary Tracy	1957-58
Travis Walk	1999-03

36

Ray Forsythe	1947-48
Bill Thomas	1952-53
Harry Vardebrug	1954-55

37

John Grimm	1952-55
John Howerton	1956-57
Walt Yeoman	1955-56

38

Harold Harrison	1956-57
Bill Price	1952-55

39

Charles Comisky	1952-53
Bill Fugitt	1953-57

40

Bob Allen	1956-57
Dan Bracker	1984-86
Bob Brown	1953-55
Kevin Cheffey	1986-87
Caleb Davis	1987-89
William Doolittle	1971-74
Tony Graves	1991-93
Andy Guzy	1960-61
Bobby Howard	1981-83
Joe Howerton	1955-56
Ed Jenkins	1978-79
Willie Jenkins	1965-69
Pete Lollar	1969-70
Brent Lowe	1979-80
Jerry Lumpe	1952-53
Randy Magers	1970-71
J. T. Marshall	1989-90
Dale Mathes	1963-65
Jerry McCarter	1959-61
Larry McCarter	1961-63
Mike Pratt	1974-75
Ronald Proby	1980-81
Andrew Thompson	1993-94
Gary Tracy	1958-60
Mike Wallace	2000-02

Jeff Weaver	1975-76
Stan Wilkins	1976-78
Bill Wynn	1957-58

41

Sky Frazier	2004-07
Charles Gaines	2000-01

42

Steve Ausler	1999-2000
Don Carlson	1963-64
Everett Forniss	1973-74
Mike Fowler	1981-82
Eric Gray	1982-84
Scott Hawk	1975-78
Christian Kirk	2011-15
Joe Lorton	1961-63
Abdul Muhammad	1990-91
Wade Palmer	1974-75
Monwell Randle	2000-01
Bud Rice	1969-71
Drew Richards	2006-08
Mike Robinson	1978-80
Ray Snelling	1968-69
Kelby Stuckey	1985-89
Clint Thomas	1991-95

43

Jerry Anderson ^	1952-55
------------------	---------

44

Bill Anderson	1955-58
Ricky Briscoe	1970-74
Lee Campbell	1988-90
Roger Campbell	1953-55
Will Creekmore	2009-11
James Davis	1986-87
Dean Ellis	1979-80
Jack Ferguson	1965-67
Kevin Gerschevske	1971-73
Jerry Hall	1959-62
Dale Harbaugh	1952-53
Josh Hume	2000-01
Bob Ligon	1963-64
Monte Marsh	1993-97
Chris Matlock	1984-86
Milton McDonald	1974-78
Greg Midden	1978-79
Dewey Pennell	1958-59
Gaige Prim	2019-22
Kenny Sams	1980-82
Ed Wilson	1967-68
Ken Watkins	1968-70
Yusef Washington	1991-92

45

Bob Allen	1953-55
Jerry Hall	1960-61
Fred Johnson	1988-90
Jay Kinser, Sr.	1957-58
John Paul Nelson	1997-98
Bob Reed	1951-53
Bob Slusarek	1955-57
Jerry Stockard	1958-60
Ryan Thornton	1990-92
Chris Wilson	1992-93

46

Ray Birdsong	1952-55
--------------	---------

48


Dick Warren	1955-56
-------------	---------

50

Chris Albright	1990-93
Pat Bauer	1987-89
J. D. Boyer	1955-63
Lee Greg	1968-69
Andy Guzy	1959-60
Jerry Lewis	1974-75
Ed Liliensiek	1977-81
Bob Mackie	1957-58
Tyler McCullough	2013-17
John Potts	1985-86
Isaiah Rhine	2008-12
Matt Rueter	1997-01
Louis Shepherd	1965-68
Eric Thompson	1969-73
Carl Wilks	1958-62
Mark Witherspoon	1976-77

52

Merton Bancroft	1966-69
Ricky Briscoe	1971-72



Jim Gant	1962-63
Tom Harshbarger	1969-71
Scott Hickox	1983-86
Murray Jensen	1970-87
John Kingsbury	1961-62
David Oatman	1973-74
Lu'Cye Patterson	2020-21
Harry Policape	1976-80
Phil Shannahan	1964-66
Butch Tshomba	1997-98
Glenn Voreis	1980-82
Aaron Womack	1987-90

54

Robert Coambes	1961-63
Jim Pearce	1963-64
Curtis Perry ^	1966-70

55

Michael Bizoukas	2011-12
Kevin Bright	1992-93
Tony Davis	1995-97
Gene Day	1959-60
Neal Degner	1984-85
Don Duckworth	1952-53
Jerry Hall	1958-59
Chris Harville	1986-90
Raydean Patterson	1953-55
Dewey Pennell	1957-58
Dan Sonnenberg	1955-57
Ron Tally	1960-61
Skylar Wicks	2020-21

59

Ed Johnson	1955-56
------------	---------

65

Forrest Hamilton	1952-53
------------------	---------

66

Max Oldham	1955-57
------------	---------

77

Truman Smith	1955-57
--------------	---------

88

Don Anielak	1952-55
Raydean Patterson	1956-57

93

Jack Trogdon	1955-56
--------------	---------

99

John Howerton	1953-55
Russ Robinson	1955-57
Norm Siebern	1952-53

Includes the primary home jersey numbers for all varsity players from 1952-present. ^Retired jersey



AP All-America	
2011	Kyle Weems, honorable mention
UPI All-America	
1959	Jack Israel, third team
1960	Jay Kinser, honorable mention
1987	Winston Garland, honorable mention
NAIA All-America	
1952	Forrest Hamilton, Jim Julian, Bill Lea
1953	Forrest Hamilton, Jerry Anderson, Don Anielak, Bill Thomas
1954	Jerry Anderson, Art Helms
Helms Foundation All-America	
1952	Jerry Anderson
NABC All-America	
1968	Lou Shepherd, second team
1969	Curtis Perry, second team
1970	Curtis Perry, second team
1971	Chuck Williams, honorable mention
1974	Daryl Garrison, honorable mention
1975	Daryl Garrison, honorable mention
1978	Jimmie Dull, honorable mention
1979	Mike Robinson, honorable mention
1980	Mike Robinson, third team
1982	Keith Hilliard, honorable mention
NABC National Coach of the Year	
1974	Bill Thomas
The Sporting News All-America	
1982	Keith Hilliard, honorable mention
1986	Winston Garland, honorable mention
1987	Winston Garland, honorable mention
Basketball Weekly All-America	
1987	Winston Garland, honorable mention
1989	Kelby Stuckey, honorable mention
	Hubert Henderson, honorable mention
1990	Lee Campbell, honorable mention
1991	Darryl Reid, honorable mention
	Arnold Bernard, honorable mention
Chuck Taylor All-America	
1953	Forrest Hamilton
Converse All-America	
1966	Danny Bolden, third team
CoSIDA Academic All-America	
1971	Chuck Williams, second team
1983	Anthony Boggs, honorable mention
1984	Anthony Boggs, honorable mention
2011	Will Creekmore, third team
NABC All-District	
2010	Kyle Weems, second team
2011	Kyle Weems, first team
	Jermaine Mallett, second team
2012	Kyle Weems, first team
2014	Jarmar Gulley, second team
2017	Alize Johnson, first team
2018	Alize Johnson, first team
2019	Tulio Da Silva, first team
2021	Isiah Mosley, first team
	Gaige Prim, first team
2022	Isiah Mosley, first team
	Gaige Prim, first team
USBWA All-Region	
2011	Kyle Weems
2022	Isiah Mosley
TSN Mid-Major All-America	
2011	Kyle Weems
TSN Mid-Major Defensive All-America	
2010	Nafis Ricks
NAIA Tournament All-Time Team	
1971	Jerry Anderson
NAIA Tournament 50th Anniversary Team	
1987	Jerry Anderson
NAIA Tournament 75th Anniversary Team	
2012	Jerry Anderson, Bob Vanatta
NAIA National All-Tournament Team	
1952	Forrest Hamilton (first team), Jim Julian (first team), Bill Lea (second team)
1953	Jerry Anderson (first team), Don Anielak (first team),

	Forrest Hamilton (first team), Bill Thomas (second team)
1954	Jerry Anderson, (first team), Art Helms, (second team)
NAIA Tournament MVP	
1953	Jerry Anderson
1954	Jerry Anderson
NCAA Division II All-Tournament Team	
1959	Jack Israel
1967	Danny Bolden, Lou Shepherd
1969	Curtis Perry, Mert Bancroft
1974	Randy Magers, William Doolittle
NCAA-II Regional All-Tournament Team	
1966	Jim Gant
1967	Jim Gummertsbach, Dan Bolden
1968	Curtis Perry, Lou Shepherd
1969	Chuck Williams
1970	Chuck Williams, Curtis Perry
1973	Daryl Garrison
1974	Daryl Garrison, Dennis Hill
1978	Larry Lewis, Jimmie Dull
NCAA Division II Regional Tourney MVP	
1969	Chuck Williams
1970	Chuck Williams
1974	Daryl Garrison
Collegiate All-State Team	
1921	Ralph Snavelly
1922	Roger Woody
All-MIAA First Team	
1925	Carl Davis
1926	Carl Davis
1927	Carl Fox
1928	Carl Fox, Thomas Dodd
1929	Carl Fox
1933	Joseph Nickle
1934	Dell Scroggins
1935	Morris Stephens, Dell Scroggins
1939	Jack Russell
1947	Preston Ward, Gene Ruble
1948	Gene Ruble
1949	Gene Ruble, Preston Ward
1950	Gene Ruble
1951	Jimmy Murphy
1952	Bill Lea, Fred Stephens
1953	Forrest Hamilton, Don Anielak, Bill Thomas
1954	Art Helms, Jerry Anderson
1955	Charles Peterson
1956	Max Oldham
1957	Joe Reiter
1958	Jack Israel, Max Oldham, Charlie Taylor
1959	Russ Robinson
1960	Jay Kinser
1961	Jerry Stockard
1964	Charles Marshall
1965	Danny Bolden, Jim Gant
1966	Danny Bolden, Jim Gant
1967	Danny Bolden, Lou Shepherd
1968	Curtis Perry, Lou Shepherd
1969	Chuck Williams, Curtis Perry
1970	Curtis Perry
1971	Chuck Williams
1972	Zack Townsend
1973	Daryl Garrison
1974	Daryl Garrison
1975	Daryl Garrison
1976	Andy Newton
1977	Jimmie Dull
1978	Jimmie Dull
1979	Mike Robinson
1980	Mike Robinson
MIAA Most Valuable Player	
1949	Gene Ruble
1950	Gene Ruble
1970	Curtis Perry
1975	Daryl Garrison
MIAA Sportsmanship Award	
1955	Jerry Anderson
1958	Max Oldham
1963	Edsel Matthews
1971	Chuck Williams
1974	Dennis Hill

MIAA All-Tournament Team	
1959	Jerry Kirksey, Jay Kinser
1960	Jerry Kirksey, Carl Wilks
1961	Charles Marshall
1962	Bob Coambes, Charles Marshall
1963	Tony Logan, Charles Marshall
1964	Danny Bolden, Jim Gant, Dale Mathes
1973	Daryl Garrison, William Doolittle
1974	Daryl Garrison, Dennis Hill
1975	Daryl Garrison, Andy Newton
1976	Andy Newton, Scott Hawk
1977	Jimmie Dull
1978	Jimmie Dull
1979	Mike Robinson, Larry Lewis
1980	Mike Robinson
All-Mid-Continent First Team	
1986	Winston Garland
1987	Winston Garland
1988	Kelby Stuckey, Stan Worthy
1989	Kelby Stuckey
1990	Lee Campbell, Darryl Reid
Mid-Continent Player of Year	
1987	Winston Garland
1990	Lee Campbell
Mid-Continent Newcomer of the Year	
1986	Winston Garland
1988	Doug Lewis
1990	Darryl Reid
Mid-Continent Conference Coach of Year	
1984	Charlie Spoonhour
1987	Charlie Spoonhour
1988	Charlie Spoonhour
Mid-Continent All-Tournament Team	
1984	Chris Scott
1986	Winston Garland
1987	Greg Bell, Winston Garland
1989	Kelby Stuckey, Hubert Henderson
1990	Lee Campbell
Mid-Continent Tournament MVP	
1987	Winston Garland
1989	Hubert Henderson
Mid-Continent Academic All-Conference	
1982	Anthony Boggs
1983	Anthony Boggs
1984	Anthony Boggs, Brian Smith
1985	Brian Smith
1986	Scott Hickox, Phil Schlegel
1987	Scott Hickox
1988	David Brewer, Chris Stange
1989	Pat Bauer, Chris Harville, Chris Stange
1990	David Brewer, Chris Harville, Fred Johnson, Chris Stange
All-MVC First Team	
1991	Darryl Reid
1992	Jackie Crawford
1993	Johnny Murdock
1994	Johnny Murdock
1997	Danny Moore
1999	Danny Moore
2003	Terrance McGee
2006	Blake Ahearn
2007	Blake Ahearn
2011	Kyle Weems
2012	Kyle Weems
2017	Alize Johnson
2018	Alize Johnson
2019	Tulio Da Silva
2021	Isiah Mosley, Gaige Prim
2022	Isiah Mosley, Gaige Prim
All-MVC Second Team	
1991	Arnold Bernard
1993	Tony Graves
1995	Johnny Murdock
1996	Ben Kandlbinder
1998	Danny Moore, Kevin Ault
2000	Allen Phillips
2002	Mike Wallace, Scott Brakebill, Terrance McGee
2008	Deven Mitchell
2010	Kyle Weems
2011	Jermaine Mallett, Will Creekmore
2014	Jarmar Gulley
2020	Keandre Cook

All-MVC Third Team	
2019	Keandre Cook
2020	Gaige Prim
MVC All-Newcomer Team	
1991	Ryan Thornton
1992	Jackie Crawford
1995	Ben Kandlbinder
1996	Coleco Buie
1997	Danny Moore
2001	Mike Wallace
2002	Terrance McGee
2003	Merrill Andrew
2004	Blake Ahearn
2007	Spencer Laurie
2009	Will Creekmore
2010	Jermaine Mallett, Adam Leonard
2012	Anthony Downing
2013	Marcus Marshall
2016	Dequan Miller
2017	Alize Johnson
2019	Tulio Da Silva, Keandre Cook, Josh Webster
2020	Gaige Prim
2021	Demarcus Sharp
MVC All-Freshman Team	
2003	Kellen Easley
2004	Blake Ahearn
2009	Kyle Weems
2011	Nathan Scheer
2013	Marcus Marshall
2014	Austin Ruder
2016	Obediah Church, Jarred Dixon
2022	Isaac Haney
MVC All-Defensive Team	
1991	Arnold Bernard
1992	Jackie Crawford, Rodney Perry
1996	Johnny Epps
2000	Ron Bruton
2003	Merrill Andrews, Terrance McGee
2004	Merrill Andrews
2005	Anthony Shavies
2011	Jermaine Mallett
2017	Obediah Church
2018	Obediah Church
2021	Gaige Prim
2022	Donovan Clay
MVC All-Bench Team	
1995	Johnny Epps
1996	Josh Hotz
1997	Ryan Bettenhausen
2001	Mike Wallace
2005	Blake Ahearn
2006	Kellen Easley, Dale Lamberth
2007	Deven Mitchell, Dale Lamberth
2008	Chris Cooks
2010	Nafis Ricks
2013	Nathan Scheer
2017	Jarred Dixon
2018	Reggie Scurry
2022	Jaylen Minnett
MVC Most-Improved Team	
1998	Kevin Ault
1999	William Fontleroy
2000	Scott Brakebill
2005	Tamarr MacLin
2006	Blake Ahearn
2011	Will Creekmore
2012	Caleb Patterson
2015	Dorrian Williams
2016	Chris Kendrick
2021	Isiah Mosley (captain)
MVC All-Underrated Team	
1997	Coleco Buie
MVC Scholar-Athlete Team	
1991	Dale Ribble, David Brewer, Chris Wynn
1992	Dale Ribble, Clint Thomas
1993	Dale Ribble
1994	Tom Schellemans
1996	Ben Kandlbinder
1997	Ben Kandlbinder
1998	Ben Kandlbinder
2001	Matt Rueter
2009	Will Creekmore, Ryan Jehle
2010	Will Creekmore, Ryan Jehle



2011 Will Creekmore
 2012 Nathan Scheer (2nd), Isaiah Rhine (2nd)
 2013 Nathan Scheer, Christian Kirk (2nd)
 2014 Nathan Scheer
 2015 Austin Ruder, Tyler McCullough (2nd)
 2016 Tyler McCullough (2nd)
 2017 Austin Ruder, Tyler McCullough (2nd)

MVC Coach of the Year

2011 Cuonzo Martin

MVC Larry Bird Player of the Year

2011 Kyle Weems

MVC Scholar-Athlete of the Year

2011 Will Creekmore

MVC Newcomer of the Year

1997 Danny Moore
 2001 Mike Wallace
 2007 Spencer Laurie
 2010 Adam Leonard
 2016 Dequon Miller
 2017 Alize Johnson
 2019 Tulio Da Silva

MVC Freshman of the Year

2004 Blake Ahearn
 2013 Marcus Marshall

MVC Sixth Man of the Year

2001 Mike Wallace
 2006 Kellen Easley
 2007 Deven Mitchell

MVC Preseason Player of the Year

2012 Kyle Weems
 2018 Alize Johnson

MVC All-Tournament Team

1991 Arnold Bernard
 1992 Jackie Crawford, Andre Rigsby
 1996 Coleco Buie
 1997 Coleco Buie, Danny Moore
 1998 Ben Kandlbinder, Danny Moore
 2000 Kevin Ault, Allen Phillips
 2003 Terrance McGee
 2004 Merrill Andrews, Anthony Shavies
 2005 Tamarr Maclin
 2011 Jermaine Mallett, Adam Leonard, Kyle Weems
 2017 Alize Johnson
 2021 Gaige Prim
 2022 Isiah Mosley

MVC Tournament MVP

1992 Jackie Crawford
 2011 Jermaine Mallett

MVC All-Centennial Team (2007)

Danny Moore (MSU, 1996-99)

NABC Coaches All-Star Game

1970 Curtis Perry
 1975 Daryl Garrison

All-Star Teams

1986 Winston Garland, Champion USA Team
 Jones Cup Games, Taiwan
 1997 Danny Moore, NIT All-Star Team, Japan
 2012 Kyle Weems, Portsmouth Invitational
 2019 Josh Webster, State Farm College
 Slam Dunk Championship
 2022 Gaige Prim, Portsmouth Invitational

CBS-TV/Chevrolet Scholarship

1987 Winston Garland, NCAA vs. Kansas
 1988 Kelby Stuckey, NCAA vs. UNLV
 1992 Jackie Crawford, NCAA vs. Mich. St.
 1999 Kevin Ault, NCAA vs. Wisconsin
 Danny Moore, NCAA vs. Tennessee
 Allen Phillips, NCAA vs. Duke

NCAA Postgraduate Scholarship

1971 Chuck Williams

USA Basketball Team Trials

1997 Danny Moore

USA Basketball Pan-Am Games

2011 Blake Ahearn

NAIA Hall of Fame

1966 Jerry Anderson

United States Olympic Trials

1952 Forrest Hamilton, alternate
 1988 Kelby Stuckey, alternate

United States Olympic Trials

1952 Forrest Hamilton, alternate
 1988 Kelby Stuckey, alternate

Guy Thompson Award

(Outstanding men's basketball senior athlete and scholar)

1969 Mert Bancroft
 1971 Chuck Williams
 1972 Bob Curl
 1973 Eric Thompson
 1974 Randy Magers
 1976 Daryl Garrison
 1978 Jimmie Dull
 1980 Larry Lewis
 1981 Ed Liliensiek
 1982 Mark Lance
 1983 Ricky Johnson
 1984 Anthony Boggs
 1985 Brian Smith
 1986 Phil Schlegel
 1987 Scott Hickox
 1988 Stan Worthly
 1989 Kelby Stuckey
 1990 Chris Stange
 1991 David Brewer
 1992 Andre Rigsby
 1993 Dale Ribble
 1994 Tom Schellemans
 1995 Clint Thomas
 1996 Monte Marsh
 1997 Coleco Buie
 1998 Ben Kandlbinder
 1999 Danny Moore
 2000 Eric Judd
 2001 Matt Rueter
 2002 Scott Brakebill
 2003 Jason Gilbert
 2004 Monwell Randle
 2005 Trevor Fisher
 2006 Kellen Easley
 2007 Tyler Chaney
 2008 Drew Richards
 2009 Spencer Laurie
 2010 Justin Fuehrmeyer
 2011 Jermaine Mallett
 2012 Isaiah Rhine
 2013 Anthony Downing
 2014 Keith Pickens
 2015 Christian Kirk
 2016 Camryn Boone
 2017 Tyler McCullough
 2018 Jarrid Rhodes
 2019 Jarred Dixon
 2020 Ross Owens
 2021 Spencer Brown
 2022 Gaige Prim

MSU Coors Player of the Year

1983 Ricky Johnson
 1984 Chris Scott
 1985 Brian Smith, Randy Stange
 1986 Winston Garland
 1987 Winston Garland
 1988 Stan Worthly
 1989 Hubert Henderson, Kelby Stuckey
 1990 Lee Campbell
 1991 Arnold Bernard
 1992 Jackie Crawford
 1993 Johnny Murdock
 1994 Johnny Murdock
 1995 Johnny Murdock
 1996 Johnny Epps, Robert Wilkerson
 1997 Danny Moore
 1998 Kevin Ault, Ben Kandlbinder
 1999 Danny Moore
 2000 Kevin Ault, Allen Phillips
 2001 Mike Wallace
 2002 Scott Brakebill, Terrance McGee
 2003 Terrance McGee
 2004 Merrill Andrews
 2005 Tamarr Maclin
 2006 Blake Ahearn
 2007 Blake Ahearn
 2008 Dale Lamberth, Deven Mitchell
 2009 Chris Cooks
 2010 Adam Leonard
 2011 Kyle Weems
 2012 Kyle Weems

**Back-to-back weeks*

2013 Anthony Downing
 2014 Jamar Gulley
 2015 Camryn Boone
 2016 Dequon Miller
 2017 Alize Johnson
 2018 Alize Johnson
 2019 Tulio Da Silva
 2020 Keandre Cook
 2021 Isiah Mosley
 2022 Isiah Mosley

National Statistical Champions

1952 Forrest Hamilton, NAIA Individual
 Field Goal Percentage (.591)
 1987 MSU Team, NCAA Division I Team
 Defense (57.6 ppg)
 1990 Lee Campbell, NCAA Division I
 Individual Field Goal Percentage (.698)
 2004 Blake Ahearn, NCAA Division I
 Individual FT Percentage (.975) (record)
 2005 Blake Ahearn, NCAA Division I
 Individual Free Throw Percentage (.947)
 2006 Blake Ahearn, NCAA Division I
 Individual Free Throw Percentage (.936)
 2003-07 Blake Ahearn, NCAA Division I
 Individual Career FT Percentage (.946)

MVC Player of the Week

11/26/90 Arnold Bernard
 12/17/90 Arnold Bernard
 1/5/92 Johnny Murdock
 2/16/92 Jackie Crawford
 3/9/92 Jackie Crawford
 12/17/92 Johnny Murdock
 2/22/93 Tony Graves*
 3/1/93 Tony Graves*
 12/17/94 Robert Wilkerson
 1/18/96 Johnny Epps
 2/19/96 Robert Wilkerson
 2/25/96 Ben Kandlbinder
 12/2/96 Danny Moore*
 12/9/96 Danny Moore*
 2/17/97 Danny Moore
 12/8/97 Kevin Ault
 2/16/98 Kevin Ault
 2/21/99 William Fontleroy
 1/10/00 Allen Phillips
 11/20/00 Mike Wallace
 1/22/01 Daniel Novak
 12/31/01 Terrance McGee
 2/18/02 Scott Brakebill
 1/12/04 Blake Ahearn
 2/7/05 Blake Ahearn
 12/5/05 Blake Ahearn
 3/1/08 Dale Lamberth
 1/19/09 Chris Cooks
 11/23/09 Kyle Weems
 12/20/10 Kyle Weems
 1/3/11 Jermaine Mallett
 1/10/11 Kyle Weems*
 1/17/11 Kyle Weems*
 1/29/11 Kyle Weems
 1/2/12 Kyle Weems
 1/13/14 Jamar Gulley
 11/17/14 Marcus Marshall
 11/14/16 Alize Johnson
 1/2/17 Alize Johnson
 12/26/17 Alize Johnson*
 1/1/18 Alize Johnson*
 2/12/18 Alize Johnson
 1/14/19 Tulio Da Silva
 1/28/19 Keandre Cook
 2/18/19 Tulio Da Silva
 12/22/20 Gaige Prim
 1/5/21 Isiah Mosley
 1/22/21 Isiah Mosley
 2/8/21 Isiah Mosley
 2/23/21 Gaige Prim
 12/13/21 Isiah Mosley
 1/10/22 Isiah Mosley*
 1/17/22 Isiah Mosley*
 1/24/22 Isiah Mosley*
 2/28/22 Isiah Mosley

MVC Newcomer of the Week

12/23/03 Blake Ahearn
 1/12/04 Blake Ahearn
 1/30/06 Shane Laurie
 1/8/07 Spencer Laurie

11/30/09 Adam Leonard
 1/4/10 Jermaine Mallett
 2/8/10 Adam Leonard
 3/1/10 Adam Leonard
 11/14/11 Anthony Downing
 11/21/11 Michael Bizoukas
 12/12/11 Jamar Gulley
 12/19/11 Michael Bizoukas
 1/2/12 Anthony Downing
 1/30/12 Anthony Downing
 2/20/12 Anthony Downing
 2/27/12 Jamar Gulley
 1/28/13 Gavin Thurman
 1/20/14 Ron Mvouika
 2/3/14 Austin Ruder
 12/7/15 Dequon Miller
 12/14/15 Dequon Miller
 1/4/16 Dequon Miller
 1/11/16 Dequon Miller
 1/25/16 Dequon Miller
 2/1/16 Jarred Dixon
 11/14/16 Alize Johnson
 12/12/16 Alize Johnson
 12/26/16 Alize Johnson*
 1/2/17 Alize Johnson*
 1/23/17 Alize Johnson
 2/20/17 Alize Johnson
 1/1/18 J.T. Miller
 11/12/18 Keandre Cook
 1/14/19 Tulio Da Silva
 1/28/19 Keandre Cook
 2/18/19 Tulio Da Silva
 11/25/19 Gaige Prim
 2/17/20 Lamont West
 12/20/21 Jaylen Minnett

MVC Statistical Champions

Scoring	G	Pts.	Avg.
2021 Isiah Mosley	24	475	19.8
2022 Isiah Mosley	34	692	20.4
Field Goal Percentage	G	FG-A	Pct.
1997 Danny Moore	33	215-357	.602
2001 Mike Wallace	28	137-235	.583
2005 Tamarr Maclin	32	122-199	.613
3-Point Field Goals	G	3FG	Avg.
1993 Johnny Murdock	28	83	2.96
1994 Johnny Murdock	27	82	3.04
2010 Adam Leonard	36	103	2.86
2011 Adam Leonard	35	86	2.46
3-Point FG Percentage	G	3FG-A	Pct.
1996 Josh Hotz	28	41-88	.467
1997 Coleco Buie	33	49-114	.430
Free Throw Percentage	G	FT-A	Pct.
1998 Kevin Ault	32	99-110	.900
2004 Blake Ahearn	33	117-120	.975
2005 Blake Ahearn	32	90-95	.947
2006 Blake Ahearn	31	117-125	.936
2007 Blake Ahearn	33	111-120	.925
2008 Deven Mitchell	33	159-178	.898
2021 Isiah Mosley	24	105-124	.847
Rebounding	G	Reb.	Avg.
2002 Mike Wallace	32	314	9.8
2005 Tamarr Maclin	32	252	7.9
2017 Alize Johnson	33	351	10.6
2018 Alize Johnson	33	384	11.6
2021 Gaige Prim	24	218	9.1
Assists	G	Asst.	Avg.
1991 Arnold Bernard	34	257	7.56
2012 Michael Bizoukas	32	174	5.44
2019 Josh Webster	32	164	5.13
Assist-to-Turnover Ratio	G	A-TO	Avg.
2008 Justin Fuehrmeyer	33	134-62	2.16
2012 Michael Bizoukas	32	174-59	2.95
2019 Josh Webster	32	164-54	3.04
Blocked Shots	G	BS	Avg.
1996 Johnny Epps	28	60	2.14
1999 Danny Moore	33	84	2.55
2000 Ron Bruton	34	35	1.03
2017 Obediah Church	31	74	2.39
2018 Obediah Church	32	60	1.88
2022 Gaige Prim	34	41	1.21
Steals	G	Stl.	Avg.
1991 Arnold Bernard	34	82	2.41
MVC-Only Scoring Avg.	G	Pts.	Avg.
2006 Blake Ahearn	18	288	16.0
2021 Isiah Mosley	18	362	20.1



McDonald Arena Records (1940-76)

McDonald Arena was the Bears' home from 1940 until 1976. The Bears enjoyed an 83 percent winning pace in McDonald with six perfect home seasons. MSU only had three losing home records in 35 years, with a 93-6 home mark between 1946 and 1954. The Bears recorded the school's all-time home win streak of 41 straight between 1956 and 1960.

Team Records

First McDonald Arena Game: Missouri State 35, Missouri 32 (12/13/40)

Last McDonald Arena Game: Missouri State 118, Kentucky Wesleyan 72 (3/6/76)

Points: 130, Missouri State vs. Central Missouri State (2/8/75)

Points, Two Teams: 236, Missouri State 130, Central Missouri State 106 (2/8/75)

MSU All-Time McDonald Record: 340-72 (.825)

Individual Records

Points: 48, Bud Vallino, Central Missouri State vs. Arkansas Tech (12/21/63)

Points, MSU Player: 41, Daryl Garrison, vs. Central Missouri State (2/8/75)

Field Goals: 21, Bud Vallino, Central Missouri State vs. Arkansas Tech (12/21/63)

Free Throws: 14, Jay Kinser, Missouri State vs. Northwest Missouri State (1/23/59)

Rebounds: 31, Curtis Perry, Missouri State vs. Texas-Arlington (2/10/70)

Assists: 21, Andy Newton, Missouri State vs. Kentucky Wesleyan (3/1/75)



Hammons Student Center All-Time Statistical Leaders

Scoring

1. Blake Ahearn (2003-07).....	939
2. Johnny Murdock (1991-95).....	930
3. Larry Lewis (1976-80).....	796
4. Jimmie Dull (1976-78).....	744
5. Ben Kandlbinder (1994-98).....	737
6. Winston Garland (1985-87).....	711
7. Mike Robinson (1979-80).....	707
8. Kelby Stuckey (1985-89).....	704
9. Danny Moore (1996-99).....	682
10. Kevin Ault (1996-2000).....	654
11. Darryl Reid (1989-91).....	503
William Fontleroy (1996-2000).....	503

Rebounding

1. Kelby Stuckey (1985-89).....	406
2. Mike Robinson (1979-80).....	388
3. Clint Thomas (1991-95).....	345
4. Nathan Bilyeu (2003-07).....	309
5. Lee Campbell (1988-90).....	297
6. Danny Moore (1996-99).....	279

Single-Season HSC Scoring:

400, Mike Robinson (1979-80)

Single-Season HSC Rebounding:

237, Mike Robinson (1979-80)

Year-by-Year at McDonald Arena

Year	McDonald	Pct.	Overall	Pct.
1940-41	4-5	.444	7-15	.318
1941-42	9-4	.692	13-12	.520
1942-43	8-4	.667	12-13	.480
1946-47	11-1	.917	18-4	.818
1947-48	11-1	.917	21-6	.778
1948-49	14-0	1.000	25-2	.926
1949-50	12-1	.923	19-5	.792
1950-51	12-1	.923	22-3	.880
1951-52	13-0	1.000	27-5	.844
1952-53	10-1	.909	24-4	.857
1953-54	10-1	.909	22-7	.759
1954-55	8-4	.667	11-9	.550
1955-56	11-1	.917	15-6	.714
1956-57	8-3	.727	12-8	.600
1957-58	13-0	1.000	22-2	.917
1958-59	14-0	1.000	23-3	.885
1959-60	9-2	.818	14-9	.609
1960-61	7-4	.636	10-13	.435
1961-62	9-1	.900	15-8	.652
1962-63	4-8	.333	8-15	.348
1963-64	10-5	.667	12-11	.522
1964-65	9-2	.818	15-8	.652
1965-66	9-0	1.000	19-6	.760
1966-67	12-1	.923	23-5	.821
1967-68	11-2	.846	19-6	.760
1968-69	14-0	1.000	24-5	.828
1969-70	10-2	.833	17-11	.607
1970-71	6-7	.462	9-16	.360
1971-72	9-3	.750	12-12	.500
1972-73	15-2	.882	20-8	.714
1973-74	15-1	.938	21-9	.700
1974-75	12-2	.857	13-13	.500
1975-76	11-3	.786	15-11	.577
Totals	340-72	.825	559-270	.674

Note - 1943-45 No basketball team during World War II; In 1945-46, Bears' home games at Springfield Senior High when McDonald Arena was used for military purposes (see photo at left).

Year-by-Year at Hammons Student Ctr.

Year	Hammons	Pct.	Overall	Pct.
1976-77	10-7	.588	11-14	.440
1977-78	16-2	.889	21-7	.750
1978-79	12-4	.750	16-10	.615
1979-80	10-5	.667	10-17	.370
1980-81	6-6	.500	9-21	.300
1981-82	13-1	.929	17-10	.630
1982-83	9-4	.692	13-15	.464
1983-84	15-2	.882	18-10	.643
1984-85	13-2	.882	17-13	.567
1985-86	15-3	.833	24-8	.750
1986-87	18-1	.947	28-6	.824
1987-88	14-1	.933	22-7	.759
1988-89	14-4	.778	21-10	.677
1989-90	13-1	.929	22-7	.759
1990-91	13-3	.813	22-12	.647
1991-92	14-1	.933	23-8	.742
1992-93	14-2	.875	20-11	.645
1993-94	9-5	.643	12-15	.444
1994-95	11-4	.733	16-11	.593
1995-96	9-5	.643	16-12	.571
1996-97	13-1	.929	24-9	.727
1997-98	9-4	.692	16-16	.500
1998-99	12-3	.800	22-11	.667
1999-00	13-2	.867	23-11	.676
2000-01	10-4	.714	13-16	.448
2001-02	12-3	.800	17-15	.531
2002-03	9-6	.600	17-12	.586
2003-04	12-4	.750	19-14	.576
2004-05	13-4	.765	19-13	.594
2005-06	14-2	.875	22-9	.710
2006-07	12-5	.706	22-11	.667
2007-08	14-2	.875	17-16	.515
Totals	391-103	.791	587-376	.610

Hammons Student Center Records (1976-2008)

Hammons Student Center hosted 577 men's college basketball games; 494 of them involving Missouri State. Including four MIAA tournaments, one NCAA Division II regional tournament, four Southwest Missouri Classics, the 1978 and 1979 NCAA Division II Championship finals, four Mid-Continent Conference tournaments and 11 NIT games.

Team Records

First Hammons Student Center Game: Arkansas 72, Missouri State 71 (12/1/76)

First Point/First FG: Charley Moore, Missouri State vs. Arkansas (12/1/76)

First Missouri State Win at Hammons Student Center: Missouri State 76, Evansville 71 (12/4/76)

Last Hammons Student Center Game: Missouri State 86, Drake 83 (2/26/08)

MSU All-Time Hammons Record: 391-103 (.791)

Points: 124, Centenary vs. Morgan State (12/7/91)

Points, Two Teams: 218, Drury 117, Lincoln University 101 (1/5/78)

Points, MSU: 110, Missouri State vs. Troy (12/11/05)

Field Goals: 52, Drury vs. Lincoln (1/5/78)

Field Goal Attempts: 101, Lincoln vs. Drury (1/5/78)

Three-Point Field Goals: 21, Mississippi Valley State vs. Troy (12/6/96)

Three-Pt. Field Goal Attempts: 67, Mississippi Valley State vs. Troy (12/6/96)

Free Throws: 36, Cleveland State vs. Illinois-Chicago, (3/7/86)

Free Throw Attempts: 47, Missouri State vs. Central Missouri State (12/21/81); Missouri State vs. Southeast Missouri State (12/22/98)

Rebounds: 65, Pacific vs. Prairie View A&M (12/8/90)

Assists: 34, SMU vs. James Madison (11/28/87)

Steals: 18, Centenary vs. Morgan State (12/7/91)

Blocked Shots: 14, Missouri State vs. UNI (3/1/90); Tulsa vs. Missouri State (1/22/91)

Individual Records

Points: 52, Roderic Hall, Texas-San Antonio vs. Maine, (12/6/97)

Points, MSU Player: 44, Jimmie Dull, Missouri State vs. Southeast Missouri State (1/22/77)

Field Goals: 20, Harold Robertson, Lincoln University vs. Drury (1/5/78)

FG Attempts: 45, Harold Robertson, Lincoln University vs. Drury (1/5/78)

Three-Pt. Field Goals: 10, Shun Pearson, Mississippi Valley State vs. Troy State (12/6/96)

Three-Point Field Goal Attempts: 25, Shun Pearson, Mississippi Valley State vs. Troy State (12/6/96)

Free Throws: 16, Randy Kraayenbrink, Northern Iowa, vs. Missouri State (1/14/85)

Free Throw Attempts: 18, Clinton Ransey, Cleveland State vs. Northern Iowa (3/9/84); Randy Kraayenbrink, Northern Iowa vs. Missouri State (1/14/85); Dave Esterkamp, Bowling Green State vs. Maine (12/5/97)

Rebounds: 26, Mike Robinson, Missouri State vs. Northwest Missouri State (2/9/80)

Assists: 17, Randy Towe, Missouri State vs. Northwest Missouri State (1/4/79)

Steals: 9, Rob Dye, Bradley vs. Missouri State (1/13/99)

Steals, MSU Player: 8, Winston Garland, Missouri State vs. Pittsburgh (3/12/86)

Blocked Shots: 6, John Wiley, Lincoln University vs. Truman State (1/16/79); Jimmy Humphries, North Carolina A&T vs. Pacific (12/9/90); Jeff Ford, Missouri State vs. Northern Iowa (3/1/90); Danny Moore, Missouri State vs. Texas Southern (12/4/98)

Attendance Records

MSU Season Total: 148,484, 1988-89

MSU Season Average: 8,251, 1989-90

Single Game: 9,229, MSU vs. Marquette (3/17/86)

Home and Away Season Total: 282,137, 1998-99

MSU Total Attendance in Hammons, 1976-2008: 3,132,360 in 494 games (6,341 average)



Great Southern Bank Arena Records (2008-present)

Individual Records

Points.....	43	Isiah Mosley, Missouri State vs. Northern Iowa, Jan. 8, 2022
Points, Half.....	29	A.J. Green, Northern Iowa vs. Missouri State, Jan. 8, 2022 (2nd)
Points, Season.....	326	Isiah Mosley, Missouri State, 2021-22 (16g, 20.4 ppg)
Season Scoring Average.....	20.4	Isiah Mosley, Missouri State, 2021-22 (16g, 326 points)
Points, Career.....	982	Kyle Weems, Missouri State, 2008-12 (70 games, 14.0 ppg)
Points, Opponent Career.....	92	Desmond Yates, Middle Tennessee (4 games, 23.0 ppg) (Doug McDermott 69, 3g)
Field Goals.....	15	Doug McDermott, Creighton vs. Missouri State, Jan. 11, 2013
Field Goal Attempts.....	24	Michael DeLoach, Norfolk State vs. Missouri State, Dec. 20, 2008
		Justin Washington, Evangel vs. Missouri State, Nov. 24, 2017
		Isiah Mosley, Missouri State vs. Northern Iowa, Jan. 8, 2022
Field Goal Pct.^ (min 5 FG).....	1.000	Alize Johnson (8-8), Missouri State vs. Alabama A&M, Nov. 11, 2016
		Tulio Da Silva (8-8), Missouri State vs. Illinois State, Feb. 10, 2019
		Donovan Clay (7-7), Missouri State vs. Bradley, Feb. 23, 2022
(min. 10 FG).....	833	Kyle Weems (10-12), Missouri State vs. Drake, Dec. 31, 2011
		Seth Tuttle (10-12), Northern Iowa vs. Missouri State, Feb. 15, 2015
Three-Point FG.....	7	done 7 times, last by Jaylen Minnett vs. Evangel, Dec. 30, 2021
Three-Point FG Att.....	14	Corey Lyons, Norfolk State vs. Missouri State, Dec. 20, 2008
		Kris Martin, Oral Roberts vs. Missouri State, Nov. 14, 2016
Three-Point FG Pct.^.....	1.000	Joe Wolfinger (5-5), Citadel vs. Maryland Eastern Shore, Nov. 22, 2009
	1.000	Jermaine Mallett (5-5), Missouri State vs. Illinois State, Jan. 1, 2011
	1.000	Nathan Scheer (5-5), Missouri State vs. Southern Illinois, Dec. 30, 2012
	1.000	Isiah Mosley (5-5), Missouri State vs. Bradley, Feb. 14, 2021
Free Throws.....	18	Adam Koch, Northern Iowa vs. Missouri State, Jan. 25, 2009
		Gaige Prim, Missouri State vs. Indiana State, Feb. 15, 2022
Free Throw Attempts.....	21	Devonte Brown, Indiana State vs. Missouri State, Feb. 13, 2016
		Gaige Prim, Missouri State vs. Indiana State, Feb. 15, 2022
Free Throw Pct.^.....	1.000	Jermaine Mallett (11-11), Missouri State vs. Southern Illinois, Feb. 10, 2010
Rebounds, Game.....	21	Josh Cunningham, Bradley vs. Missouri State, Feb. 25, 2015
		Egidijus Mockevicius, Evansville vs. Missouri State, Jan. 2, 2016
Offensive Rebounds.....	11	Josh Cunningham, Bradley vs. Missouri State, Feb. 25, 2015
Rebounds, Season.....	196	Alize Johnson, Missouri State, 2017-18 (15g, 13.1 rpg)
Season Rebounding Average.....	13.1	Alize Johnson, Missouri State, 2017-18 (15 g, 196 reb.)
Rebounds, Career.....	433	Kyle Weems, Missouri State, 2008-12 (70 g, 6.2 rpg)
Assists.....	15	Josh Webster, Missouri State vs. UAPB, Dec. 22, 2018
Turnovers.....	8	Isiah Mosley, Missouri State vs. William Jewell, Dec. 16, 2020
Blocked Shots.....	7	Gregory Echenique, Creighton vs. Missouri State, Jan. 22, 2011
Steals.....	6	Chris Kendrix, Missouri State vs. Utah State, Dec. 1, 2015
		Jarred Dixon, Missouri State vs. Illinois State, Jan. 30, 2016 (ot)
Minutes.....	55	Chris Kendrix, Missouri State vs. Bradley, Feb. 25, 2015 (3ot)

Team Records

Points.....	110	Missouri State vs. William Woods, Dec. 30, 2018
Points, Half.....	61	Missouri State vs. Central Arkansas, Dec. 18, 2021 (2nd)
Fewest Points.....	27	Fontbonne vs. Missouri State, Nov. 17, 2016
Fewest Points, Half.....	11	Central Arkansas vs. Missouri State, Dec. 13, 2008 (1st half)
Scoring Margin.....	+73	Loyola Chicago vs. Missouri State, Jan. 23, 2019 (2nd half)
Field Goals.....	40	Missouri State (100) vs. Fontbonne (27), Nov. 17, 2016
Fewest Field Goals.....	10	Missouri State vs. Alabama A&M, Nov. 11, 2016
Field Goal Attempts.....	74	Fontbonne, Nov. 17, 2016
		Missouri State vs. Oral Roberts, Dec. 14, 2016
		Stetson vs. Missouri State, Nov. 11, 2018
Fewest Field Goal Att.....	33	Air Force vs. Missouri State, Dec. 5, 2009
Field Goal Percentage.....	.638	Southern Illinois (30-47) vs. Missouri State, Jan. 27, 2018
Field Goal Pct., Half.....	.810	Jacksonville State (17-21) vs. Missouri State, Nov. 13, 2016
Lowest Field Goal Pct.....	.192	Fontbonne (10-52) vs. Missouri State, Nov. 17, 2016
Three-Point FG.....	21	Missouri State vs. Evangel, Dec. 30, 2021
Three-Point FG Att.....	39	Valparaiso vs. Missouri State, Jan. 23, 2020
		Missouri S&T vs. Missouri State, Jan. 17, 2021
Three-Point FG Pct.+.....	.684	Missouri State (13-19) vs. Hampton, Dec. 8, 2017
Three-Pt. FG Pct., Half+.....	.786	Indiana State (11-14) vs. Missouri State, Jan. 19, 2010 (ot)
Free Throws.....	33	Missouri State vs. Tulsa, Nov. 16, 2013
Free Throw Attempts.....	49	Missouri State vs. Tulsa, Nov. 16, 2013
Fewest Free Throw Att.....	2	Northern Iowa vs. Missouri State, Feb. 15, 2015
Free Throw Percentage (min. 5 Att.).....	1.000	Missouri State (9-9) vs. Bradley, Feb. 21, 2018
	1.000	Indiana State (7-7) vs. Missouri State, Feb. 5, 2011
	1.000	Loyola Chicago (7-7) vs. Missouri State, Feb. 5, 2015
	.955	Indiana State (21-22) vs. Missouri State, Feb. 14, 2009
Lowest Free Throw Pct. (min. 10 Att.).....	.267	Liberty (4-15) vs. Missouri State, Nov. 26, 2013
Total Rebounds.....	56	Missouri State vs. William Woods, Dec. 30, 2018
Offensive Rebounds.....	25	Missouri State vs. Bradley, Jan. 3, 2009
		Missouri State vs. Oral Roberts, Dec. 14, 2016
Fewest Rebounds.....	9	Loyola Chicago vs. Missouri State, Jan. 23, 2019
Rebound Margin.....	+32	Missouri State (51) vs. Avila (19), Nov. 19, 2014
Assists.....	24	Missouri State vs. Central Arkansas, Dec. 4, 2010
		Missouri State vs. Kennesaw State, Dec. 17, 2011
		Missouri State vs. Evangel, Dec. 30, 2021
Turnovers.....	24	Missouri State vs. Southern Illinois, Feb. 29, 2020
Fewest Turnovers.....	3	Missouri State vs. Creighton, Jan. 18, 2012
		Missouri State vs. Bradley, March 2, 2013
Blocked Shots.....	11	Missouri State vs. Drake, Feb. 24, 2016
Steals.....	14	Southeast Missouri State vs. Missouri State, Dec. 17, 2016
		Missouri State vs. Southern Illinois, Feb. 29, 2020
Fouls.....	34	Tulsa vs. Missouri State, Nov. 16, 2013
Fewest Fouls.....	7	Bradley vs. Missouri State, Feb. 14, 2021
Consecutive Wins.....	19	Missouri State, Feb. 6, 2010 to Jan. 30, 2011
Consecutive Non-Conference Wins.....	22	Missouri State, Nov. 16, 2009 to Dec. 7, 2011
Consecutive Conference Wins.....	4	Missouri State, Feb. 6, 2010 to Jan. 30, 2011
Consecutive Losses.....	4	Missouri State, Jan. 26 to Feb. 1, 2021

+ - Minimum 10 attempts per game and 6 per half; ^ - Minimum 5 FG, 3 3-pointers and 5 FT made.

Year-by-Year at Great Southern Bank Arena

Year	W-L	Pct.	Attendance	Avg.
2008-09	9-8	.529	121,502	7,147
2009-10	19-2	.905	139,543	6,645
2010-11	16-1	.974	129,118	7,595
2011-12	8-7	.533	105,750	7,050
2012-13	8-7	.533	91,207	6,080
2013-14	14-3	.824	88,690	5,217
2014-15	8-6	.571	74,201	5,300
2015-16	8-7	.533	62,106	4,140
2016-17	11-6	.647	71,161	4,186
2017-18	10-5	.667	67,764	4,518
2018-19	11-4	.733	77,255	5,150
2019-20	11-4	.733	59,144	3,943
2020-21	9-4	.692	15,826	**1,217
2021-22	12-4	.750	59,949	3,747
Totals	154-68	.694	1,157,099	----

Great Southern Bank Arena Attendance Highs

11,077	vs. Wichita State, Feb. 26, 2011 (W 69-64)
10,881	vs. Arkansas, Nov. 22, 2008 (W 62-57)
10,776	vs. #6 Wichita State, Jan. 11, 2014 (L 69-72, ot)
10,655	vs. Creighton, Jan. 22, 2011 (W 67-66)
10,008	vs. Illinois State, Jan. 1, 2010 (W 68-64)
9,901	vs. Northern Iowa, Jan. 30, 2011 (L 59-60)
9,376	vs. Northern Iowa, Jan. 28, 2012 (W 63-51)
9,134	vs. Evansville, Jan. 11, 2011 (W 65-50)
9,124	vs. #18 Creighton, Jan. 18, 2012 (L 65-66)
9,111	vs. Bradley, Jan. 9, 2010 (W 88-69)
9,101	vs. Creighton, Feb. 6, 2010 (W 70-52)
9,087	vs. #25 UNI, Jan. 30, 2010 (L 54-55)

Great Southern Bank Arena Career Records

Scoring	G	Points	Avg.
Kyle Weems (2008-12).....	70	982	14.0
Isiah Mosley (2019-22).....	44	679	15.4
Jarred Dixon (2015-19).....	61	630	10.3
Gaige Prim (2019-22).....	40	592	14.8
Will Creekmore (2008-11).....	50	493	9.9
Alize Johnson (2016-18).....	32	476	14.9
Adam Leonard (2009-11).....	38	457	12.0
Keanore Cook (2018-20).....	30	432	14.4
Ryan Kreklow (2015-19).....	60	429	7.2
Jamar Gulley (2011-12, 13-14).....	32	426	13.3
Rebounding	G	Reb	Avg.
Kyle Weems (2008-12).....	70	433	6.2
Alize Johnson (2016-18).....	32	390	12.2
Obediah Church (2015-18).....	51	304	6.0
Gaige Prim (2019-22).....	40	281	7.0
Will Creekmore (2008-11).....	50	264	5.3

MSU vs. All Opponents at Great Southern Bank Arena

Air Force.....	1-0	Md. Eastern Shore.....	1-0
Alabama A&M.....	2-0	Middle Tennessee.....	1-1
Alabama State.....	2-0	Miss. Valley State.....	1-0
Arkansas.....	1-0	Missouri S&T.....	1-0
Arkansas-Pine Bluff.....	1-0	Murray State.....	2-1
Arkansas State.....	3-0	Nevada.....	1-0
Auburn.....	1-0	Norfolk State.....	1-0
Avila.....	1-0	North Dakota State.....	1-1
Bradley.....	12-3	Northern Iowa.....	3-10
Brigham Young.....	0-1	Northwestern State.....	1-0
UC-Irvine.....	1-0	Oklahoma State.....	0-1
Cameron.....	1-0	Old Dominion.....	0-1
Central Arkansas.....	3-0	Oral Roberts.....	6-1
Chicago State.....	1-0	Pacific.....	2-0
The Citadel.....	1-0	Pepperdine.....	1-0
Cleveland State.....	1-0	Philander Smith.....	1-0
Colorado State.....	1-0	Robert Morris.....	1-0
Creighton.....	3-3	Saint Louis.....	1-0
Drake.....	10-5	San Diego State.....	0-1
Eastern Illinois.....	1-0	South Dakota State.....	1-0
Eastern Michigan.....	1-1	Southeast Missouri St.....	2-2
Emporia State.....	1-0	Southern Illinois.....	10-4
Evangel.....	2-0	Southern University.....	1-0
Evansville.....	9-4	Stetson.....	1-0
Fontbonne.....	1-0	TAMU-Corpus Christi.....	1-0
Grambling.....	1-0	UT-Martin.....	1-0
Hampton.....	2-0	Tulsa.....	3-1
Illinois State.....	8-5	Utah.....	0-1
Indiana State.....	12-3	Utah State.....	0-1
IUPUI.....	1-0	Valparaiso.....	3-3
Jacksonville.....	0-1	Western Kentucky.....	1-0
Jacksonville State.....	1-0	Wichita State.....	2-7
Kennesaw State.....	1-0	William Jewell.....	1-0
Liberty.....	1-0	William Woods.....	2-0
Little Rock.....	4-1	Wright State.....	1-0
Louisiana Tech.....	1-0		
Loyola Chicago.....	5-5		
Malone.....	1-0		

Neutral-site records at GSB Arena:
Arkansas St. 0-2; UC Irvine 1-1; Citadel 2-0; Eastern Mich. 1-1; UMES 0-2; Middle Tenn. 2-0; Norfolk St. 0-2; Pacific 1-0; Pepperdine 1-0.



Attendance History

MSU led the Mid-Continent Conference in attendance all eight years in that league and led the Missouri Valley in 2020-21 for the first time. MSU has topped 100,000 in home attendance 20 times and has played before more than 200,000 total fans (home and away) 20 times. The Bears ranked in the top 100 in Division I home attendance 30 consecutive seasons from 1985-86 to 2014-15.

Year	Home Games	Home Attend.	Home Average	Top Home Crowd	NCAA Rank	Away/Neut Games	A/N Attend.	A/N Average	Top Away/Neutral Crowd	Home Conf. Trny.	MSU Home Trny.	Season Total	Season Avg.
1972-73	17	51,070	3,004	3,228 vs. South Dakota St, 3/9	--	11	22,250	2,023	4,500 at Missouri S&T, 2/26	9,100	—	73,320	2,619
1973-74	16	48,619	3,039	3,319 vs. Ky. Wesleyan, 3/9	--	14	44,883	3,206	6,525 at Butler, 2/1	8,922	—	93,502	3,117
1974-75	14	43,485	3,099	3,296 vs. Ky. Wesleyan, 3/1	--	12	27,101	2,258	4,520 at North Dakota, 2/14	9,172	—	70,486	2,711
1975-76	14	39,352	2,811	3,280 vs. Missouri S&T, 2/23	--	12	35,893	2,991	6,143 at Evansville, 2/6	8,315	—	75,245	2,894
1976-77	17	69,423	4,084	8,909 vs. Drury, 2/11	--	8	15,450	1,831	4,000 at Central Mo., 1/15	8,843	—	84,873	3,395
1977-78	18	71,812	3,990	8,021 vs. Drury, 1/7	120th*	10	21,927	2,193	6,225 at Arkansas, 11/26	18,619	—	93,739	3,348
1978-79	16	63,644	3,978	8,328 vs. Drury, 2/22	126th*	10	16,673	1,667	4,000 at Eastern Ill., 12/2	9,329	14,298	80,317	3,089
1979-80	15	53,159	3,544	5,183 vs. Henderson, 12/15	144th*	12	31,004	2,584	7,300 at Central Mo., 2/16	8,662	10,123	84,163	3,117
1980-81	12	49,892	4,158	6,980 vs. Drury, 2/19	117th*	18	43,957	2,442	9,103 at Arkansas, 12/3	—	10,104	93,849	3,128
1981-82	14	59,204	4,229	5,417 vs. Delta State, 2/18	114th*	13	22,804	1,754	4,039 at Oklahoma, 12/5	—	10,002	82,008	3,037
1982-83	13	56,775	4,367	7,393 vs. Drury, 2/17	114th	15	51,564	3,438	9,287 at Nebraska, 1/15	—	—	108,339	3,869
1983-84	17	81,218	4,778	8,749 vs. Arkansas, 12/8	103rd	11	25,550	2,323	7,270 at Northern Iowa, 2/27	7,551	—	106,768	3,812
1984-85	15	65,585	4,372	8,042 vs. Eastern Ill., 2/16	117th	15	63,058	4,204	15,000 vs. Santa Clara, 12/15	—	—	128,643	4,288
1985-86	18	106,642	5,925	9,229 vs. Marquette, 3/17	85th	14	50,519	3,609	10,815 at Florida, 3/20	11,876	—	157,161	4,911
1986-87	19	135,995	7,158	9,162 vs. Cleveland St., 2/16	63rd	15	83,121	5,541	15,236 vs. Kansas, 3/15	23,883	—	219,116	6,445
1987-88	15	119,400	7,960	9,170 vs. Green Bay, 3/5	57th	14	79,026	5,645	11,175 vs. UNLV, 3/18	—	15,376	198,426	6,842
1988-89	18	148,484	8,249	9,219 vs. Cleveland St., 2/25	57th	13	91,359	7,028	13,011 vs. Kansas, 12/30	16,839	15,409	239,843	7,737
1989-90	14	115,512	8,251	9,120 vs. Southern Ill., 2/29	60th	15	90,572	6,658	10,705 vs. North Carolina, 3/15	—	15,446	206,084	7,106
1990-91	16	130,761	8,173	9,071 vs. Bradley, 2/16	64th	18	119,838	6,658	9,285 at UTEP, 12/29	—	15,567	250,599	7,371
1991-92	15	120,288	8,019	9,120 vs. Southern Ill., 2/29	60th	16	116,498	7,281	13,254 at Purdue, 12/23	—	14,855	236,786	7,638
1992-93	16	124,769	7,798	9,145 vs. Purdue, 12/22	61st	15	92,700	6,180	9,143 vs. Southern Illinois, 3/7	—	14,203	217,469	7,015
1993-94	14	106,233	7,588	8,303 vs. Oklahoma St., 1/19	64th	13	74,781	5,752	13,854 at Saint Louis, 1/5	—	15,798	181,014	6,704
1994-95	15	97,829	6,522	7,888 vs. Saint Louis, 2/22	83rd	12	78,635	6,553	11,971 vs. Illinois St., 3/4	—	13,505	176,464	6,787
1995-96	14	101,858	7,276	8,754 vs. Creighton, 2/24	72nd	14	102,103	7,293	17,916 at Saint Louis, 12/30	—	13,272	203,961	7,284
1996-97	14	108,106	7,722	9,090 vs. Wichita St., 2/22	62nd	19	115,669	6,088	13,329 vs. Bradley, 3/2	—	13,154	223,775	6,781
1997-98	13	93,089	7,161	7,987 vs. UTSA, 12/5	68th	19	133,357	7,019	15,918 at Indiana, 12/27	—	15,795	226,446	7,076
1998-99	15	114,688	7,646	9,114 vs. TCU, 12/19	65th	18	167,449	9,303	19,233 vs. Duke, 3/19	—	13,919	282,137	8,550
1999-00	15	117,413	7,828	9,013 vs. Illinois St., 2/26	64th	19	116,659	6,140	11,688 vs. Southern Ill., 3/5	—	15,101	234,072	6,884
2000-01	14	93,801	6,700	8,184 vs. Tulsa, 12/5	79th	15	103,293	6,886	15,500 vs. Kansas, 12/30	—	13,736	197,094	6,796
2001-02	15	88,583	5,906	6,525 vs. UNI, 2/16	92nd	17	88,155	5,186	10,722 vs. Southern Ill., 3/3	—	11,283	176,738	5,523
2002-03	15	94,425	6,295	9,083 vs. Creighton, 2/22	87th	14	99,750	7,125	15,703 vs. Southern Ill., 3/9	—	10,961	194,175	6,696
2003-04	16	98,797	6,175	7,215 vs. Creighton, 2/28	87th	17	108,334	6,373	14,183 at Creighton, 12/30	—	11,880	207,131	6,277
2004-05	17	111,756	6,574	8,680 vs. Wichita St., 1/8	80th	15	117,735	7,849	14,069 vs. Southern Ill., 3/6	—	12,333	229,491	7,172
2005-06	16	111,455	6,965	9,119 vs. Creighton, 2/25	77th	15	125,681	7,939	14,658 vs. Louisville, 3/22	—	12,556	237,136	7,650
2006-07	17	121,984	7,176	8,973 vs. Wichita St., 1/7	77th	12	87,979	7,332	15,684 vs. Creighton, 12/30	—	10,204	251,826	7,632
2007-08	16	99,859	6,241	7,507 vs. Drake, 2/26	88th	17	130,965	7,703	15,204 vs. Illinois State, 3/7	—	11,614	207,771	6,702
2008-09	17	121,502	7,147	10,881 vs. Arkansas, 11/22	75th	14	91,431	6,530	15,802 at Creighton, 2/1	—	17,185	212,933	6,869
2009-10	21	139,543	6,645	10,008 vs. Illinois State, 1/1	80th	15	116,220	7,748	15,153 at Creighton, 1/24	—	14,859	255,763	7,105
2010-11	17	129,118	7,595	11,077 vs. Wichita St., 2/26	69th	18	152,364	8,465	16,783 vs. Arkansas State, 11/16	—	10,616	281,482	8,042
2011-12	15	105,750	7,050	9,376 vs. UNI, 1/28	75th	17	109,362	6,433	17,665 at Creighton, 12/28	—	10,427	215,112	6,722
2012-13	15	91,207	6,080	7,895 vs. Creighton, 1/11	92nd	18	104,519	5,807	16,811 at Creighton, 1/30	—	8,758	195,117	5,913
2013-14	17	88,690	5,217	10,775 vs. Wichita St., 1/11	98th	16	105,202	6,575	21,335 at Louisville, 12/17	—	7,886	193,892	5,876
2014-15	14	74,201	5,300	8,674 vs. Wichita St., 1/21	100th	17	72,027	4,237	10,506 at Wichita State, 2/7	—	—	146,228	4,717
2015-16	15	62,106	4,140	7,684 vs. Wichita St., 1/13	121st	17	77,431	4,555	10,506 at Wichita State, 2/18	—	—	139,537	4,361
2016-17	17	71,161	4,186	6,823 vs. Wichita St., 2/25	114th	16	76,190	4,762	12,124 vs. Wichita State, 3/4	—	—	147,351	4,465
2017-18	15	67,764	4,518	6,724 vs. Southern Ill., 1/27	107th	18	61,198	3,400	7,077 vs. Southern Illinois, 3/2	—	—	128,962	3,908
2018-19	15	77,255	5,150	7,894 vs. Drake, 3/2	108th	18	66,841	3,713	6,774 vs. Bradley, 3/8	—	—	144,096	4,503
2019-20	15	59,144	3,943	5,002 vs. Little Rock, 11/5	124th	18	91,840	5,102	10,463 at Xavier, 11/15	—	—	150,984	4,575
2020-21**	13	15,826	1,217	1,989 vs. Drake, 1/26	---	11	4,243	386	1,178 vs. Drake, 3/6	—	—	20,069	836
2021-22	16	59,949	3,747	7,006 vs. BYU, 12/4	113th	18	50,038	2,780	6,371 vs. Drake, 3/5	—	—	109,987	3,235

* projected Division I rank during final years of Missouri State's Division II status; **COVID-19 pandemic protocols in place, which limited/restricted fan attendance.

All-Time Top MSU Home Crowds

- 11,077, vs. Wichita State, 2/26/11 (JQH Arena)
- 10,881, vs. Arkansas, 11/22/08 (JQH Arena opener)
- 10,775, vs. #6 Wichita State, 1/11/14 (JQH Arena)
- 10,655, vs. Creighton, 1/22/11 (JQH Arena)
- 10,008, vs. Illinois State, 1/1/10 (JQH Arena)
- 9,901, vs. Northern Iowa, 1/30/11 (JQH Arena)
- 9,376, vs. Northern Iowa, 1/28/12 (JQH Arena)
- 9,229, vs. Marquette, 3/17/86 (NIT)
- 9,219, vs. Cleveland State, 2/25/89
- 9,170, vs. Wisconsin-Green Bay, 3/5/88
- 9,162, vs. Cleveland State, 2/16/87
- 9,157, vs. Illinois-Chicago, 2/28/87
- 9,154, vs. Cleveland State, 1/23/88
- 9,145, vs. #15 Purdue, 12/22/92
- 9,134, vs. Evansville, 1/7/11 (JQH Arena)
- 9,129, vs. Eastern Illinois, 2/20/88
- 9,124, vs. Creighton, 1/18/12 (JQH Arena)
- 9,120, vs. Southern Illinois, 2/29/92
- 9,119, vs. #18 Creighton, 2/25/06
- 9,114, vs. Texas Christian, 12/19/98

- 9,111, vs. Bradley, 1/9/10 (JQH Arena)
 - 9,108, vs. Saint Louis, 1/2/93
 - 9,104, vs. Valparaiso, 1/31/87
 - 9,101, vs. Creighton, 2/6/10 (JQH Arena)
 - 9,090, vs. Wichita State, 2/22/97
- (All games at Hammons Student Center, unless noted)


All-Time Top MSU Basketball Crowds

- 21,335, at #6 Louisville, 12/17/13
- 20,172, vs. #20 Tennessee, Charlotte, N.C., 3/14/99 (NCAA)
- 19,233, vs. #1 Duke, East Rutherford, N.J., 3/19/99 (NCAA)
- 17,916, at Saint Louis, St. Louis, Mo., 12/30/95
- 17,665, at #19 Creighton, Omaha, Neb., 12/28/11
- 16,811, at #21 Creighton, Omaha, Neb., 1/30/13
- 16,783, vs. Arkansas St., Knoxville, Tenn., 11/16/11 (PNIT)
- 16,001, at #23 Tennessee, Knoxville, Tenn., 11/17/11 (PNIT)
- 15,918, vs. Indiana, Indianapolis, Ind., 12/27/97
- 15,802, at Creighton, Omaha, Neb., 2/1/09
- 15,500, vs. Kansas, Kansas City, Mo., 12/30/00
- 15,236, vs. #20 Kansas, Atlanta, Ga., 3/15/87 (NCAA)
- 15,204, vs. Illinois State, St. Louis, Mo., 3/7/08 (MVC)
- 15,194, at Creighton, Omaha, Neb., 2/19/08
- 15,153, at Creighton, Omaha, Neb., 1/24/10

- 15,088, at Arkansas, Fayetteville, Ark., 12/3/07
- 15,048, at Brigham Young, Provo, Utah, 1/6/87
- 15,007, vs. #18 Wisconsin, Charlotte, N.C., 3/12/99 (NCAA)
- 15,000, vs. Santa Clara, Provo, Utah, 12/15/84
- 14,920, at Creighton, Omaha, Neb., 1/4/11
- 14,915, at Saint Louis, St. Louis, Mo., 1/2/99
- 14,658, at Louisville, Louisville, Ky., 3/22/06 (NIT)
- 14,533, vs. Northern Iowa, St. Louis, Mo. 3/3/06 (MVC)
- 14,412, vs. Evansville, St. Louis, Mo., 3/2/12 (MVC)
- 14,194, at Arkansas, Fayetteville, Ark., 12/22/09

2021-22 MVC Attendance Totals

School	Games	Total	Avg.	NCAA
1. Bradley	14	60,912	4,351	99
2. Southern Ill.	15	64,230	4,282	102
3. Missouri St.	16	59,949	3,747	113
4. Evansville	13	42,487	3,268	124
5. Loyola Chicago	14	45,731	3,267	125
6. Drake	17	54,468	3,204	130
7. Indiana St.	14	41,854	2,990	138
8. Illinois St.	17	49,310	2,901	140
9. UNI	14	36,030	2,574	150
10. Valparaiso	16	28,133	1,758	200



From left, **Alize Johnson** was the 50th overall pick in the 2018 NBA Draft by the Pacers after he led the Missouri Valley Conference in rebounding in back-to-back seasons. Johnson notched 982 points and 732 rebounds in two seasons in Springfield, earning All-MVC first-team honors both campaigns; **Blake Ahearn** scored 3,889 points in the NBA G League and made 110 straight free throws in 2012 before closing out his American pro career with the Utah Jazz; **Winston Garland** played 511 NBA games from 1987-1995, including three years with the Golden State Warriors, scoring 4,799 points; and **Curtis Perry** had more than 4,000 rebounds and 4,000 points in an eight-year NBA career from 1970-1978, including four seasons with the Phoenix Suns and three with the Milwaukee Bucks.

Bears in the NBA Draft



Name	Yr.	Rd.	Pick	All	Team
Bill Lea	1952	--	--	--	Baltimore
Jim Julian	1952	--	--	--	NY Knicks
Forrest Hamilton	1953	6	8	53	NY Knicks
Don Anielak	1954	3	8	26	NY Knicks
Art Helms	1956	13	1	86	St. Louis
Jack Israel	1959	13	1	85	NY Knicks
Russ Robinson	1959	7	6	54	NY Knicks
Lou Shepherd	1968	5	9	59	LA Lakers
Mert Bancroft	1969	8	8	107	Cincinnati
Curtis Perry	1970	3	1	35	San Diego
Winston Garland	1987	2	17	40	Milwaukee
Alize Johnson	2018	2	20	50	Indiana

Other U.S. Professional Signees

Name	Start	Team
Lou Shepherd	1968	LA Stars (ABA), Harlem Globetrotters
Keith Hilliard	1982	76ers (free agent)
Hubert Henderson	1989	Hornets (free agent)
Arnold Bernard	1991	Harlem Globetrotters
Greg Bell	1992	Harlem Globetrotters
Blake Ahearn	2007	Dakota (NBA G L)
Will Creekmore	2011	Tulsa (NBA G L)
Kyle Weems	2012	GS, TOR, ATL (NBA sum)
Ron Mvouika	2016	Greensboro (NBA G Lg.)
Jarrod Rhodes	2018	Canton (NBA G League)
Josh Webster	2019	Austin (NBA G League)
Lamont West	2022	College Park (NBA G Lg.)

Blake Ahearn Career NBA Statistics

Year	G-GS	Min	FG-A	Pct	3FG-A	Pct	FT-A	Pct	OR-DR	Reb	Avg	PF-D	A	TO	BS	ST	Pts	Avg
2007-08 (MIA)	12-0	177	15-57	.263	10-34	.294	30-31	.968	1-18	19	1.6	20	19	16	0	6	70	5.8
2008-09 (SNT)	3-0	19	2-6	.333	2-4	.500	2-2	100.0	0-1	1	0.3	3	2	1	0	1	8	2.7
2011-12 (UTA)	4-0	30	4-14	.286	2-9	.222	0-0	.000	0-2	2	0.5	4	1	5	0	0	10	2.5
Total	19-0	226	21-77	.273	14-47	.298	32-33	.970	1-21	22	1.2	27	22	22	0	7	88	4.6

Winston Garland Career NBA Statistics

Year	G-GS	Min	FG-A	Pct	3FG-A	Pct	FT-A	Pct	OR-DR	Reb	Avg	PF-D	A	TO	BS	ST	Pts	Avg
1987-88 (GOL)	67-62	2122	340-775	.439	13-39	.333	138-157	.879	68-159	227	3.4	188	429	167	7	116	831	12.4
1988-89 (GOL)	79-79	2661	466-1074	.434	10-43	.233	203-251	.809	101-227	328	4.2	216	505	187	14	175	1145	14.5
1989-90 (GOL)	51-4	891	108-288	.375	1-10	.100	53-63	.841	31-80	111	2.2	77	157	81	5	48	270	5.3
1989-90 (LAC)	28-15	871	122-285	.428	11-26	.423	49-59	.831	20-83	103	3.7	75	146	77	5	30	304	10.9
1990-91 (LAC)	69-26	1702	221-519	.426	4-26	.154	118-157	.752	46-152	198	2.9	189	317	116	10	97	564	8.2
1991-92 (DEN)	78-67	2209	333-750	.444	9-28	.321	171-199	.859	67-123	190	2.4	206	411	175	22	98	846	10.8
1992-93 (HOU)	66-4	1004	152-343	.443	6-13	.462	81-89	.910	32-76	108	1.6	116	138	67	4	39	391	5.9
1994-95 (MIN)	73-58	1931	170-410	.415	19-75	.253	89-112	.795	48-120	168	2.3	184	318	105	13	71	448	6.1
Total	511-315	13391	1912-4444	.430	73-260	.281	902-1087	.830	413-1020	1433	2.8	1251	2421	975	80	674	4799	9.4

Alize Johnson Career NBA Statistics

Year	G-GS	Min	FG-A	Pct	3FG-A	Pct	FT-A	Pct	OR-DR	Reb	Avg	PF-D	A	TO	BS	ST	Pts	Avg
2018-19 (IND)	14-0	64	4-16	.250	1-2	.500	4-8	.500	4-15	19	1.4	7-0	1	0	3	1	13	0.9
2019-20 (IND)	17-1	118	12-29	.414	3-8	.375	7-10	.700	16-32	48	2.7	6-0	7	7	2	3	34	2.0
2020-21 (BRK)	18-0	189	40-68	.588	1-6	.167	13-13	1.000	27-63	90	5.0	16-0	14	9	5	5	94	5.2
2021-22 (CHI/IND)	23-0	167	17-39	.436	0-4	.000	7-12	.583	28-33	61	2.7	18-0	9	12	0	5	41	1.8
Total	72-1	538	73-152	.480	5-20	.250	31-43	.721	75-143	218	3.0	53-0	31	28	10	14	182	2.5

Curtis Perry Career NBA Statistics

Year	G-GS	Min	FG-A	Pct	3FG-A	Pct	FT-A	Pct	OR-DR	Reb	Avg	PF-D	A	TO	BS	ST	Pts	Avg
1970-71 (SND)	18---	100	21-48	.438	0-0	.000	11-20	.550	---	30	1.7	22	5	---	---	---	53	2.9
1971-72 (MIL)	50---	1471	143-371	.385	0-0	.000	64-95	.674	---	471	9.4	214	78	---	---	---	350	7.0
1971-72 (HOU)	25---	355	38-115	.330	0-0	.000	12-24	.500	---	122	4.9	47	22	---	---	---	88	3.5
1972-73 (MIL)	67---	2094	265-575	.461	0-0	.000	83-126	.659	---	644	9.6	246	123	---	---	---	613	9.1
1973-74 (MIL)	81---	2386	325-729	.446	0-0	.000	78-134	.582	242-461	703	8.7	301	183	0	97	104	728	9.0
1974-75 (PHO)	79---	2688	437-917	.477	0-0	.000	184-256	.719	347-593	940	11.9	288	186	0	78	108	1058	13.4
1975-76 (PHO)	71---	2353	386-776	.497	0-0	.000	175-239	.732	197-487	684	9.6	269	182	0	66	84	947	13.3
1976-77 (PHO)	44---	1391	179-414	.432	0-0	.000	112-142	.789	149-246	395	9.0	163	79	0	28	49	470	10.7
1977-78 (PHO)	45---	818	110-243	.453	0-0	.000	51-65	.785	87-163	250	5.6	120	48	63	22	34	271	6.0
Total Total	480--	13656	1904-4188	.455	0-0	.000	770-1101	.699	1022-1950	4239	8.8	1670	906	63	291	379	4578	9.5

Don Anielak Career NBA Statistics

Year	G-GS	Min	FG-A	Pct	3FG-A	Pct	FT-A	Pct	OR-DR	Reb	Avg	PF-D	A	TO	BS	ST	Pts	Avg
1954-55 (NYK)	1-0	10	0-4	.000	0-0	.000	3-4	.750	---	2	2.0	0	0	---	---	---	3	3.0



1951-52 NAIA National Champions

Season Record: 27-5

Head Coach: Bob Vanatta

Front Row: Bob Vanatta (head coach), Jim Moulder (manager). Back Row: Bill Lea, Jerry Lumpe, Don Duckworth, Forrest Hamilton, Norm Siebern, Ray Birdsong, Fred Stephens, Bill Thomas, Jerry Anderson, Jim Julian.



1951-52 Season Statistics

Player	G	FG-FGA	PCT	FT-FTA	PCT	PF	REB	AVG	A	PTS	AVG
Forrest Hamilton	31	149-252	.591	51-84	.607	75	179	5.8	44	349	11.3
Bill Lea	29	141-284	.497	61-108	.575	72	379	13.1	41	343	11.8
Jim Julian	32	125-258	.484	56-85	.658	69	271	8.5	43	306	9.6
Fred Stephens	30	85-210	.400	90-149	.604	70	311	10.4	46	260	8.7
Bill Thomas	32	106-200	.535	45-85	.523	83	173	5.4	67	257	8.0
Jerry Anderson	31	49-103	.475	43-65	.671	82	116	3.7	68	141	4.5
Don Duckworth	25	18-56	.321	20-31	.645	30	38	1.5	9	56	2.2
Jerry Lumpe	21	8-20	.400	10-15	.667	15	61	2.9	7	26	1.2
Others**	32	225-574	.392	107-155	.690	130	184	5.8	51	557	17.4
Totals	32	906-1957	.463	483-777	.621	626	1712	53.5	376	2295	71.7
Opponents	32	740-1936	.382	390-626	.634	695	1096	34.3	229	1870	58.4

*** Others included: Ray Birdsong, Norm Siebern, Bill Price, Kenny Foster, Bob Reed, Jim Murphy, Jack Trogdon*



1952-53 NAIA National Champions

Season Record: 24-4

Head Coach: Bob Vanatta

From left: Bob Vanatta (head coach), Jim Moulder (manager), Bill Price, Jerry Anderson, John Grimm, Don Duckworth, Forrest Hamilton, Bill Thomas, Don Anielak, Art Helms, Ray Birdsong.

1952-53 Season Statistics

Player	G	FG-FGA	PCT	FT-FTA	PCT	PF	REB	AVG	A	PTS	AVG
Don Anielak	28	186-400	.463	145-226	.641	89	--	---	--	515	18.4
Forrest Hamilton	28	175-447	.391	114-173	.658	85	--	---	--	464	16.6
Art Helms	28	121-281	.438	71-107	.663	110	--	---	--	313	11.2
Bill Thomas	28	90-241	.373	89-125	.712	108	--	---	--	269	9.6
Jerry Anderson	28	91-204	.446	82-121	.677	84	--	---	--	264	9.4
Jerry Lumpe	23	52-123	.422	34-55	.601	47	--	---	--	138	6.0
Dale Harbaugh	15	21-62	.328	9-27	.333	21	--	---	--	51	3.4
Norm Siebern	16	11-31	.354	16-28	.571	19	--	---	--	38	2.4
Others**	28	66-223	.296	72-131	.549	98	--	---	--	204	7.3
Totals	28	812-2012	.404	632-993	.636	661	--	---	--	2256	80.6
Opponents	28	602-1796	.335	631-998	.632	663	--	---	--	1835	65.5

*** Others included: Ray Birdsong, Don Duckworth, Bill Price, John Grimm, Larry Giboney, Bob Tubert, Leland Brown, Charles Comiskey*



NAIA National Tournament

- 1939:** (First Round)
East Texas State 68, Missouri State 45
- 1943:** (First Round)
Murray State 72, Missouri State 44
- 1949:** (Second Round)
Missouri State 59, Portland 46
Beloit College 66, Missouri State 47
- 1952:** (National Champions)
Missouri State 87, Chadron State 66
Missouri State 82, Indiana State 64
Missouri State 87, Morningside 74
Missouri State 70, Texas State 67
Missouri State 73, Murray State 64

1952 NAIA Championship

Missouri State	fg	ft	tp	Murray State	fg	ft	tp
Lea	5	1	11	Beshear	11	0	22
Hamilton	10	3	23	Mikez	2	2	6
Julian	7	3	17	DeWeese	4	2	10
Thomas	4	0	8	Purcell	6	1	13
Anderson	4	4	12	Lamplay	5	3	13
Lumpe	1	0	2	Bailey	0	0	0
Stephens	0	0	0	Gott	0	0	0
				Jeffrey	0	0	0
Totals	31	11	73	Totals	28	8	64

Halftime: Missouri State 39, Murray State 39

- 1953:** (National Champions)
Missouri State 95, Gonzaga 74
Missouri State 98, Stetson 71
Missouri State 78, Neb. Wesleyan 74
Missouri State 84, Indiana State 78
Missouri State 79, Hamline 71

1953 NAIA Championship

Missouri State	fg	ft	tp	Hamline	fg	ft	tp
Hamilton	6	6	18	Fritsche	1	2	4
Helms	8	0	16	Thorgaard	11	5	27
Anielak	5	0	10	Donlin	3	2	8
Thomas	3	8	14	Gussner	7	4	18
Anderson	5	5	15	Dumphy	4	0	8
Duckworth	0	2	2	Richardson	2	2	6
Grimm	1	2	4				
Birdsong	0	0	0				
Totals	28	23	79	Totals	28	15	71

Halftime: Missouri State 46, Hamline 31

- 1954:** (National Third-Place)
Missouri St. 66, Gustavus Adolphus 57
Missouri State 77, East Tennessee St. 72
Missouri State 65, East Texas State 59
Western Illinois 78, Missouri State 75
Missouri State 75, Arkansas Tech 61

NCAA Division II Tournament

- 1958:** (Regional Champions)
Missouri State 74, Centenary 69
Missouri State 73, Regis 65
(National Quarterfinalists)
South Dakota 63, Missouri State 58
- 1959:** (Regional Champions)
Missouri State 87, Abilene Christian 67
Missouri State 75, Centenary 62
(National Runner-up)
Missouri State 76, Hope 74
Missouri State 72, Los Angeles State 59
Evansville 83, Missouri State 67
- 1966:** (Regional Finalists)
Missouri State 72, Arkansas State 71
Abilene Christian 63, Missouri State 58
- 1967:** (Regional Champions)
Missouri State 83, Arkansas Pine-Bluff 80
Missouri State 87, Lincoln 77
(National Runners-up)
Missouri State 86, Valparaiso 72
Missouri State 93, Illinois State 76
Winston-Salem 77, Missouri State 74
- 1968:** (Regional Finalists)
Missouri State 69, Southern Colorado 68
Evansville 79, Missouri State 73
- 1969:** (Regional Champions)
Missouri State 75, St. Olaf 47
Missouri State 87, South Dakota State 74
(National Runners-up)
Missouri State 92, Montclair State 76
Missouri State 58, Ashland 48
Kentucky Wesleyan 75, Missouri State 71
- 1970:** (Regional Third-Place)
South Dakota State 82, Missouri State 71
Missouri State 76, Cornell 65
- 1973:** (Regional Third-Place)
South Dakota State 85, Missouri State 74
Missouri State 76, Southern Colorado 62
- 1974:** (Regional Champions)
Missouri State 71, North Dakota 63
Missouri State 69, Kentucky Wesleyan 66
(National Runners-up)
Missouri State 80, St. Joseph's (Ind.) 78
Missouri State 68, New Orleans 63
Morgan State 67, Missouri State 52
- 1978:** (Regional Finalists)
Missouri State 69, Columbus 67
Lincoln 84, Missouri State 83

1959 NCAA Division II Championship

Missouri State	fg	ft	tp	Evansville	fg	ft	tp
Israel	9	5	23	Smallwood	8	8	24
Taylor	0	1	1	Erwin	1	1	3
Robinson	1	6	8	Lurker	6	7	19
Kinser	6	4	16	Ahlering	5	6	16
Russell	4	3	11	Cox	3	2	8
Wilks	0	0	0	Wise	3	2	8
Simmons	2	2	6	Mulherin	1	1	3
Tracy	0	0	0	Malicoat	1	0	2
Hall	0	0	0	Thurneck	0	0	0
Stockard	0	0	0	Mossett	0	0	0
Alexander	0	2	2	Reising	0	0	0
Pennell	0	0	0	Sanders	0	0	0
Totals	22	23	67	Totals	28	27	83

Halftime: Evansville 44, Missouri State 38

1974 NCAA Division II Championship

Missouri State	fg	ft	tp	Morgan State	fg	ft	tp
Garrison	3	0	6	O'Neal	8	4	20
Hill	4	0	8	Streety	5	0	10
Doolittle	5	0	10	Webster	8	5	21
Newton	5	4	14	Newton	3	4	10
Magers	6	2	14	Edwards	1	2	4
Briscoe	0	0	0	Johnson	0	2	2
Rorvig	0	0	0	Brown	0	0	0
Culbertson	0	0	0	Cole	0	0	0
Keltner	0	0	0	Young	0	0	0
Hesterberg	0	0	0				
Totals	23	6	52	Totals	25	17	67

Halftime: Morgan State 39, Missouri State 32

CollegInsider.com Tournament (CIT)

- 2010:** (Champions)
Missouri State 87, Middle Tennessee 79
Missouri State 69, Louisiana Tech 40
Missouri State 67, Creighton 61
Missouri State 78, Pacific 65
- 2014:** (First Round)
Murray State 66, Missouri State 63



National Invitation Tournament

- 1986:** (Quarterfinalists)
Missouri State 59, Pittsburg 52
Missouri State 83, Marquette 69
Florida 54, Missouri State 53
- 1991:** (Second Round)
Missouri State 57, Coppin State 47
Southern Illinois 72, Missouri State 69
- 1993:** (Quarterfinalists)
Missouri State 56, St. Joseph's (Pa.) 34
Missouri State 70, Jackson State 52
Alabama-Birmingham 61, Missouri State 52
- 1997:** (First Round)
North Carolina St. 77, Missouri State 66
- 2000:** (Second Round)
Missouri State 77, SMU 64
Mississippi 70, Missouri State 48
- 2005:** (Second Round)
Missouri State 105, Rice 82
Davidson 82, Missouri State 71
- 2006:** (Quarterfinalists)
Missouri State 76, Stanford 67
Missouri State 60, Houston 59
Louisville 74, Missouri State 56
- 2007:** (First Round)
San Diego St. 74, Missouri State 70
- 2011:** (Second Round)
Missouri State 89, Murray State 76
Miami (Fla.) 81, Missouri State 72
- 2022:** (First Round)
Oklahoma 89, Missouri State 72

Overall NAIA Tourney Record: 15-4
Overall NCAA Div. II Tourney Record: 23-10
Overall CIT Record: 4-1
Overall NIT Record: 10-10
Overall NCAA Div. I Tourney Record: 3-6



1987

**Southeast Regional First Round
March 13, 1987, The Omni, Atlanta, Ga.
Missouri State 65, Clemson 60**

In its first-ever NCAA Division I Tournament game, MSU pulled off the biggest upset in the 1987 first round by defeating Clemson 65-60. The Bears also set a new all-time single season victory record with 28 wins.

The Bears went ahead for good with eight minutes left to knock off the ACC runner-up and fourth seed. MSU's Winston Garland contributed 24 points and added 6 rebounds while Basil Robinson added 13 points of his own.

MSU had a 29-22 rebound edge over the taller Tigers and minimized Clemson center and ACC Player of the Year Horace Grant, who scored just two of his 16 points in the second half. The Bears shot 22-46 from the field and forced 15 Clemson turnovers.

The Bears padded their lead at the foul line down the stretch to record a stunning 65-60 upset.

In a game which saw six ties and 10 lead changes and in which neither team was ahead by more than five points until the closing minutes, the Bears went up for good 47-46 on a right wing jumper by Winston Garland with 7:36 to play. Clay Holt and Kelby Stuckey got loose for layups over the next minute to make it 51-46.

The Tigers pulled back within 54-52 on two free throws by Grant with 4:19 left, but Garland answered with a trey and the Bears converted nine of their final 13 free throws to run their winning streak to 15 and their season record to 28-5. The victory set a new MSU record for wins in a season, snapping a tie with the 27-win Bears' NAIA champs from 1951-52. Clemson finished with a 25-6 record.

Clemson jumped ahead 7-2 at the outset but the Bears roared back for a 16-12 edge and there were three more ties before a 28-28 halftime deadlock. The Bears then hit 50 percent from the field and second half and enjoyed a 29-22 rebound advantage over Clemson for the game.

Mid-Continent Conference Player of the Year Garland led the Bears with 24 points and six rebounds while Basil Robinson added 13 points for MSU. Grant was held to 16 points for Clemson, but got 14 of those before intermission and was held without a field goal the second half.

Clemson shot 57 percent from the floor the first half and 54 percent for the game but the Bears' defense limited the Tigers to 46 shots. MSU finished 17 of 23 from the foul line while Clemson tried just six free throws in the game.

(13) Missouri State 65, (4) Clemson 60

March 13, 1987, Atlanta, Ga.

MISSOURI STATE (28-5)	FG	3Pt	FT	OR DR	Reb	PF	Pts.	A	TO	Bk	St	Min	
Stan Worthing, f.....	3-6	0-0	0-0	0	3	3	2	6	2	1	0	1	17
Greg Bell, f.....	1-4	0-0	5-8	3	0	3	2	7	0	1	0	2	40
Kelby Stuckey, c.....	2-4	0-0	2-3	3	1	4	4	6	0	1	0	1	38
Basil Robinson, g.....	5-7	1-2	2-2	0	2	2	3	13	6	2	0	1	27
Winston Garland, g.....	8-16	2-2	6-8	2	4	6	0	24	3	8	0	2	40
Clay Holt.....	3-8	1-4	2-2	0	1	1	2	9	2	0	0	1	23
Scott Hickox.....	0-1	0-0	0-0	1	2	3	1	0	0	0	0	0	15
TEAM.....				6	1	7							
Totals.....	22-46	4-8	17-23	15	14	29	14	65	13	0	7	200	

Percentages: Field Goal .478, 3-Point FG .500, Free Throw .739.

CLEMSON (25-6)	FG	3Pt	FT	OR	DR	Reb	PF	Pts.	A	TO	Bk	St	Min
Jerry Pryor, f.....	2-6	0-0	0-0	0	1	1	1	4	2	1	0	0	24
Anthony Jenkins, f.....	0-2	0-1	0-0	1	1	2	0	0	2	1	0	1	10
Horace Grant, c.....	7-11	0-0	2-3	0	7	7	3	16	2	6	0	3	40
Michael Tall, g.....	2-6	2-4	0-0	2	1	3	3	6	2	1	0	0	26
Grayson Marshall, g.....	1-2	1-1	0-0	0	2	2	2	3	5	4	0	0	37
Larry Middleton.....	4-8	0-2	3-3	3	0	3	5	11	4	1	0	1	27
Elden Campbell.....	3-4	0-0	0-0	0	1	1	1	4	6	0	1	2	15
Michael Brown.....	6-7	2-3	0-0	1	0	1	3	14	1	0	2	0	20
Jeff Holstein.....	0-0	0-0	0-0	0	0	0	0	0	0	0	0	0	1
TEAM.....				1	1	2			Deadball: 0				

Percentages: Field Goal .543, 3-Point FG .455, Free Throw .833.

Halftime: MSU 28, Clemson 28; Officials: Jody Silvester, Jim Showalter, Jim Loustalot; Technical fouls: None; Attendance: 13,800.

Score by Periods	1st	2nd	Total
Missouri State.....	28	37	65
Clemson.....	28	32	60

1987

**Southeast Regional Second Round
March 15, 1987, The Omni, Atlanta, Ga.
Kansas 67, Missouri State 63**

All-American Danny Manning was too much for MSU as he scored 42 points to lead Kansas to a 67-63 win over the Bears. The loss snapped MSU's 15-game winning streak.

Early in the second half, the Jayhawks went on an 11-2 run to take a 51-41 lead with 10:44 left. But, in the next ten minutes, Winston Garland and Basil Robinson led a Bear comeback that cut the KU lead to 58-56. MSU was forced to foul and Kansas salted away its verdict at the foul line.

The Bears shot 47.9 percent from the field, but it wasn't enough to match the Jayhawks 60 percent from the field shooting performance.

Manning almost single-handedly disposed of the MSU Bears as he fired the Jayhawks to the win over the Bears.

In getting 42 of his team's 67 points, Manning took 26 of KU's 45 field goal tries, hitting 16. He had 12 of the Jayhawks' 14 free throw attempts as he completely dominated the Bears in the paint. Led by Manning's close-in accuracy, KU shot 60 percent from the field in both halves as the Jayhawks moved to 25-10 for the season as they advanced to the regional semifinals. The Bears saw an end to their 15-game winning streak and ended with a 28-6 record.

In spite of Manning's overpowering dominance, the Bears made it close. KU came back from a 33-31 halftime deficit to forge its biggest lead of the game at 51-41 with 10:44 to play. The Bears whittled that margin to 58-56 with 3:24 to play and were still within 65-63 in the final minute on a jumper by Clay Holt before KU closed out the win.

In a game which had six ties and 10 lead changes, the Bears had a 10-point advantage of their own at 16-6 six minutes into the contest but Manning contributed eight of KU's next 16 points as the Jayhawks drew even at 22-22.

Senior guard Garland closed out his two-year MSU career with 24 points, five rebounds and no turnovers in a 40-minute effort. Backcourt running mate Robinson added 18 for the Bears as he hit 6-of-9 from the floor and all six of his free throw tries. Kelby Stuckey led in rebounding with five boards and added two blocked shots.

Manning also played 40 minutes in the contest, and, after his production, no other Jayhawk scored in double figures. Kansas finished with a 24-23 rebound edge.

(5) Kansas 67, (13) Missouri State 63

March 15, 1987, Atlanta, Ga.

MISSOURI STATE (28-6)	FG	3Pt	FT	OR DR	Reb	PF	Pts.	A	TO	Bk	St	Min	
Stan Worthing, f.....	2-3	0-0	0-0	1	3	1	4	1	4	2	1	2	26
Greg Bell, f.....	1-3	0-0	2-2	1	3	4	4	4	1	4	0	3	36
Kelby Stuckey, c.....	2-3	0-0	4-5	4	1	5	3	8	1	1	2	1	35
Basil Robinson, g.....	6-9	0-1	6-6	0	2	2	4	18	2	3	0	0	39
Winston Garland, g.....	10-23	2-5	2-3	1	1	2	3	24	5	0	1	0	40
Scott Hickox.....	0-0	0-0	0-0	0	1	10	0	0	0	0	0	0	9
Clay Holt.....	2-7	1-5	0-0	1	0	1	1	5	1	0	0	0	15
TEAM.....				3	1	4							
Totals.....	23-48	3-11	14-17	13	10	26	63	14	10	3	7	200	

Percentages: Field Goal .479, 3-Point FG .273, Free Throw .824.

KANSAS (25-10)	FG	3Pt	FT	OR DR	Reb	PF	Pts.	A	TO	Bk	St	Min	
Chris Piper, f.....	0-0	0-0	2-2	0	2	2	4	2	0	1	0	0	14
Danny Manning, f.....	16-26	0-0	10-12	0	4	4	2	42	2	5	0	0	40
Mark Pellack, c.....	0-1	0-0	0-0	1	0	1	2	0	0	0	0	0	9
Kevin Pritchard, g.....	2-4	0-0	0-0	0	0	0	4	4	1	2	1	0	26
Cedric Hunter, g.....	3-5	0-0	0-0	1	2	3	4	6	10	1	0	2	28
Keith Harris.....	0-0	0-0	0-0	0	2	2	0	0	0	1	0	0	17
Milt Newton.....	2-4	0-0	0-0	1	3	4	0	4	1	0	1	0	13
Mark Turgeon.....	2-2	0-0	0-0	1	1	2	2	4	5	0	0	0	24
Jeff Guedner.....	2-3	1-1	0-0	1	0	1	0	5	2	0	0	1	18
Scotter Barry.....	0-0	0-0	0-0	0	0	0	0	0	2	0	0	1	4
Mark Randall.....	0-0	0-0	0-0	0	1	1	1	0	0	0	0	0	7
TEAM.....				4	0	4							

Percentages: Field Goal .600, 3-Point FG 1.000, Free Throw .857.

Halftime: MSU 33, KU 31; Officials: Joe Sylvester, Larry Lembo, Mark DiStasio; Technical fouls: None; Attendance: 15,236.

Score by Periods	1st	2nd	Total
Missouri State.....	31	30	63
Kansas.....	33	36	67

1988

**West Regional First Round
March 18, 1988, Pauley Pav., Los Angeles
UNLV 54, Missouri State 50**

The Bears tried to shake off a 13th seed for the second year in a row against the fourth-seeded team in their regional but couldn't hold off favored Nevada-Las Vegas down the stretch and dropped a 54-50 decision to the Runnin' Rebels in the first round.

MSU held its last lead with 2:49 to go in the game but didn't score again as the Rebels punched up their final five points and took advantage of fouls and turnovers.

MSU had jumped on top at the outset and stayed in front throughout the first half with 59 percent field in goal accuracy over the first 20 minutes. MSU held the bigger Rebels even in rebounding in the first half but committed an uncharacteristic 12 turnovers against UNLV's swarming defense. MSU hit just 20 percent from the field in the last half, although MSU outrebounded UNLV for the game.

With Kelby Stuckey scoring on two inside shots, Clay Holt cashing in on a drive, and Stan Worthing canning a pair of free throws, MSU jumped to an 8-0 lead before the Rebels got onto the board. Stuckey added two more buckets and when Holt swished a 25-footer, the Bears had what would be their biggest lead of the night at 15-6 with 13:59 to go in the half.

UNLV quickly got back within four, and the MSU lead stayed between four and six points the rest of the half. A bucket and a pair of free throws by UNLV forward Jarvis Basnight got the Rebels even for the first time in the game when they tied the score at 29-all with 2:12 before intermission. MSU got a continued good job from Caleb Davis at the foul line and moved to a 34-31 halftime lead. Davis was the leading MSU pointmaker at halftime with 10, including 8-of-10 from the foul line.

Basnight scored the first basket of the second half and then Gerald Paddio launched a pair of three-pointers to give UNLV its first lead of the night. A drive by Basnight put the Rebels up 41-36 with 15:40 to play. The Rebels then went over five minutes without scoring, during which time MSU got a bucket from Doug Lewis and two baskets from Stuckey to retake the lead at 42-41 with 12:13 remaining.

The Bears then went cold, going from the 12:13 mark to 6:34 without scoring. UNLV managed just two free throws in that span and the Bears still led 44-43.

The teams swapped points for the next four minutes and the Bears got free throws from Davis and Stuckey for a 50-49 margin with 2:49 left. Paddio hit a foul line jumper with 2:20 to play for a 51-50 score and UNLV was ahead to stay. The Rebels got the ball back and Basnight banged in a reverse layin with 1:47 left.

With 1:09 remaining, MSU guard Keith Jackson had to leave with a knee injury. Then, when Lewis fouled with 22 seconds left, the official table signaled MSU that Lewis had fouled out. Lewis, who finished the game with four fouls, had to leave and the Bears, playing without either starting guard, couldn't get the ball back.

(4) UNLV 54, (13) Missouri State 50

March 18, 1988, Los Angeles, Calif.

MISSOURI STATE (22-7)	FG	3Pt	FT	OR	Reb	PF	Pts.	A	TO	Bk	St	Min	
Clay Holt, f.....	4-9	1-5	0-0	1	2	3	9	3	4	0	1	33	
Stan Worthing, f.....	2-5	0-1	2-2	0	4	4	3	6	2	3	0	2	40
Kelby Stuckey, c.....	8-10	0-0	2-5	3	5	8	2	18	1	4	0	1	38
Doug Lewis, g.....	1-4	0-2	0-0	0	3	3	4	2	1	7	0	0	37
Keith Jackson, g.....	0-7	0-4	2-4	1	2	3	2	1	2	0	1	1	39
Caleb Davis.....	1-3	0-0	10-12	3	0	3	2	12	0	0	0	0	9
Billy Brown.....	0-0	0-0	1-2	0	1	1	0	1	0	0	0	0	4
TEAM.....				0	1	1							
Totals.....	16-38	1-12	17-25	8	18	26	16	50	8	20	0	5	200


Percentages: Field Goal .421, 3-Point FG .083, Free Throw .680.

Totals.....	16-38	1-12	17-25	8	18	26	50	8	20	0	5	200
Percentages: Field Goal .421, 3-Point FG .083, Free Throw .680.												
UNLV (28-5)	FG	3Pt	FT	OR DR	Reb	PF	Pts.	A	TO	Bk	St	Min
Jarvis Basnight, f.....	8-13	0-0	1-2	1	8	9	4	17	1	6	2	1 36
Gerald Paddio, f.....	3-13	2-6	2-4	0	2	2	2	10	1	2	0	2 37
Anthony Todd, c.....	0-1	0-0	3-4	0	3	3	3	0	1	0	0	0 17
Stacey Augmon, g.....	1-2	0-0	1-2	2	1	3	4	3	1	1	1	2 24
Keith James, g.....	4-9	0-1	0-0	0	0	0	2	8	3	4	0	2 38
Richard Robinson.....	5-8	0-0	0-0	3	2	5	5	10	0	2	0	0 20
Clint Rossom.....	0-1	0-0	1-2	0	1	1	3	1	2	0	0	0 23
Stacey Cviljanovich.....	1-2	0-0	0-0	0	0	0	1	2	0	1	0	0 5
TEAM.....				1	0	1						
Totals.....	22-49	2-7	8-14	7	17	24	24	54	8	17	3	7 200

Percentages: Field Goal .449, 3-Point FG .286, Free Throw .571.

Halftime: MSU 34, UNLV 31; Officials: Moreau, Tanco, McGrath; Technical fouls: None; Attendance: 11,175.

Score by Periods	1st	2nd	Total
Missouri State.....	34	16	50
UNLV.....	31	23	54





1989

West Regional First Round

**March 17, 1989, McKale Ctr, Tucson, Ariz.
Seton Hall 60, Missouri State 51**

Establishing the pattern of a stifling defense through the closing 10 minutes of the ballgame, a pattern they would stay with throughout the NCAA tournament, the Seton Hall Pirates put the clamps on the MSU Bears down the stretch of a bruising defensive struggle to forge a 60-51 victory in the first round of the West Regional in Tucson.

The Bears traded defensive blows with the Pirates all afternoon during a tough inside struggle but let guard John Cooper get loose for 26 points, mostly outside, to make the difference for Seton Hall. The Bears held the Pirate front line of Andrew Gaze, Darryl Walker and Ramon Ramos to just 17 points and the Bears ultimately got closer to Seton Hall than did any of the Pirates next four NCAA tournament foes. Only the Michigan Wolverines, with their last-second, one-point victory in the national championship game, got closer to Seton Hall than did MSU in the Pirates' six-game run through the NCAA tournament bracket.

Trailing 30-23 at halftime, MSU slowly but steadily mounted a comeback that saw the Bears draw to within two at 39-37 with 13:48 to play. Neither team scored for over three and a half frustrating minutes, and then, after an exchange of baskets, the Bears finally drew even at 41-41 on two free throws by Lee Campbell with 7:51 remaining. After leading twice in the first 10 minutes of the game, that was as close as the Bears got. Seton Hall sandwiched four baskets around a three-point play by Hubert Henderson to get back in front by six 50-44 with 5:36 remaining.

Doug Lewis hit a free throw at the 5:19 mark and Henderson popped a six-footer from the right side with 4:26 to play to make it 50-47. Then, in what may have been the pivotal play of the game, Henderson drove the lane from the right side and tossed in a bank shot which would have cut the Pirates lead to one, only to be whistled for a charge. The basket was nullified and Seton Hall quickly responded with a basket from Gerald Greene and two free throws from Morton. Stuckey hit only the second try of two separate two-shot foul situations but Gaze scored on a short layin and Morton hit two more from the foul line to make it 58-49 inside the final minute.

A field goal by Doug Lewis with two seconds left kept the final margin at nine and proved to be only the fourth bucket the Bears had had over the final 14 minutes of the game. The next four teams Seton Hall would face weren't destined to fare even that well.

MSU got back-to-back buckets from Keith Jackson, Lewis and Caleb Davis in a span of about 90 seconds to forge a 12-10 lead midway through the first half as MSU held the Pirates scoreless for over five minutes. The Bears then went without a point for three minutes and Seton Hall regained the lead for the rest of the first half.

(3) Seton Hall 60, (14) Missouri State 51

March 17, 1989, Tucson, Ariz.

MISSOURI STATE (21-10)	FG	3Pt	FT	ORDR	Reb	PF	Pts.	A	TO	Bk	St	Min
Chris Stange, f.....	1-2	0-0	0-0	0	2	2	1	2	0	0	0	14
Hubert Henderson, f.....	6-12	0-0	6-9	1	5	6	2	18	1	3	2	1
Kelby Stuckey, c.....	1-8	0-0	3-6	0	1	1	5	5	0	2	0	1
Doug Lewis, g.....	4-10	0-3	1-2	0	2	2	4	9	5	3	0	2
Keith Jackson, g.....	3-6	0-1	0-2	1	1	2	3	6	2	4	0	0
Lee Campbell, c.....	2-3	0-0	3-3	0	1	1	2	7	0	0	0	0
Caleb Davis.....	2-2	0-0	0-0	1	2	3	3	4	0	0	0	10
Billy Brown.....	0-0	0-0	0-0	0	1	1	0	0	0	0	0	9
TEAM.....				4	2	6						5

Totals.....19-43 0-4 13-22 7 17 24 20 51 8 12 2 4 200

Percentages: Field Goal .442, 3-Point FG .000, Free Throw .591.

SETON HALL (27-6)	FG	3Pt	FT	ORDR	Reb	PF	Pts.	A	TO	Bk	St	Min
Andrew Gaze, f.....	3-4	1-2	2-2	0	3	3	4	9	4	0	0	34
Darryl Walker, f.....	3-6	0-0	0-0	0	3	6	1	6	0	0	0	34
Ramon Ramos, c.....	1-6	0-0	0-0	1	4	5	3	2	2	0	1	24
Gerald Greene, g.....	1-3	0-0	5-7	1	1	2	3	7	1	4	0	1
John Morton, g.....	3-8	3-6	5-5	1	1	2	26	2	4	0	0	33
Michael Cooper.....	0-2	0-0	0-0	0	1	4	5	2	0	1	2	0
Anthony Avent.....	0-1	0-0	0-0	0	1	1	1	0	1	1	1	0
Frantz Volcy.....	3-4	0-0	2-2	0	1	1	2	8	1	0	0	18
Pokey Wington.....	1-1	0-0	0-0	0	1	1	2	0	0	0	0	6
TEAM.....				1	1	2						2

Totals.....21-45 4-8 14-16 8 20 28 19 60 12 15 3 1 200

Percentages: Field Goal .466, 3-Point FG .500, Free Throw .875.

Halftime: SHU 30, MSU 23; Officials: D. Shea, A. Prescott, J. Loustaldt; Technical fouls: None; Attendance: 12,787.

Score by Periods	1st	2nd	Total
Missouri State.....	23	28	51
Seton Hall.....	30	30	60

1990

Midwest Regional First Round

**March 15, 1990, Erwin Center, Austin, Tex.
North Carolina 83, Missouri State 70**

The tournament-tested North Carolina Tar Heels took control down the stretch with superior inside size and depth and wore down the MSU Bears on the way to an 83-70 win over MSU in the first round of the 1990 NCAA Midwest Regional.

The Bears battled throughout, trailing by one at halftime and by just six points with 2:12 minutes to play before UNC pulled away at the end.

The three-point bombing of senior forward Jeff Ford kept the Bears in the hunt through the first half but the fortunes of the game seemed to turn when Ford picked up his third and fourth fouls within a span of six seconds with 14 minutes left in the game. MSU, leading by three points at the time, surrendered the lead and never regained it after that.

MSU jumped into leads of 7-2 and 11-4 at the outset of the contest before UNC drew even at 12-12. The game was even at 14, 16, 18 and 20 before the Tar Heels ran off five points in a row. Ford kept MSU in it with four treys and a total of 19 first half points as the Bears trailed by one at halftime, 41-40.

The lead had changed hands five times in the first half in addition to being tied on nine occasions. In the second half, the lead shifted on four more occasions, with two free throws from Reid and a follow shot from Lee Campbell putting MSU in front 50-47. When Ford left with his fourth foul, North Carolina ran off eight points in a row for a 55-50 advantage. Baskets by David Brewer and Campbell got the Bears back to within a point but UNC quickly shot out again by seven at 61-54 midway in the half.

MSU drew to within 64-61 and 66-63 but the Tar Heels were keeping Campbell from asserting himself and MSU couldn't cut the gap. Campbell finished with just six points, and had only two of his eight rebounds in the second half.

The last time MSU was within six came at 73-67 and the Bears were forced to foul in the final two minutes to try and get the ball back. North Carolina plunked in six of eight free throws and got a pair of uncontested layups in the final two minutes to get the end margin into double figures.

Ford led both teams in points and rebounds for the game as he finished with a season-high 25 points and had only his second double-figure rebound effort of the campaign, hauling down 11. Reid was the only other MSU player in double figures with 13 points on 3-of-13 shooting.

North Carolina went on to defeat the region's top-seeded team, Oklahoma, in the second round to enable Dean Smith's club to reach the round of 16 for the ninth time in 10 years. MSU, with its fourth straight setback in NCAA tournament play after a win over Clemson in the Bears' initial NCAA outing in the 1987 tourney, maintained its position as one of just 18 Division I schools to have reached the NCAA championship in 1987, 1988, 1989 and 1990.

(8) North Carolina 83, (9) Missouri State 70

March 15, 1990, Austin, Texas

MISSOURI STATE (22-7)	FG	3Pt	FT	ORDR	Reb	PF	Pts.	A	TO	Bk	St	Min
Chris Stange, f.....	4-4	0-0	0-1	0	0	0	1	8	1	0	0	23
Jeff Ford, f.....	8-15	4-9	5-6	6	5	11	4	25	2	1	0	32
Lee Campbell, c.....	3-7	0-0	0-1	2	6	8	2	6	0	3	0	37
Arnold Bernard, g.....	3-9	1-4	0-2	0	4	4	3	7	6	3	0	35
Darryl Reid, g.....	3-13	0-5	7-9	0	2	2	3	13	3	4	1	40
Lovelace Redmond.....	2-3	1-1	0-0	0	0	0	2	5	1	0	0	17
David Brewer.....	3-4	0-0	0-0	2	0	2	4	6	0	0	0	11
Dale Riddle.....	0-0	0-0	0-0	0	0	0	0	0	0	2	0	5
TEAM.....				0	3	3						1

Totals.....26-55 6-19 12-19 13 19 32 19 70 13 13 1 4 200

Percentages: Field Goal .472, 3-Point FG .315, Free Throw .631.

N. CAROLINA (20-12)	FG	3Pt	FT	ORDR	Reb	PF	Pts.	A	TO	Bk	St	Min
Pete Chilcutt, f.....	4-10	0-0	0-1	3	4	7	1	8	1	1	1	0
Rick Fox, f.....	7-11	2-4	1-3	2	0	2	17	2	1	1	0	35
Scott Williams, c.....	9-14	0-0	0-1	1	5	6	5	18	1	3	2	1
King Rice, g.....	2-9	0-1	2-3	1	3	4	2	6	7	3	0	35
Kevin Madden, g.....	6-6	0-0	0-0	0	2	2	1	12	0	0	0	26
Kenny Harris.....	3-3	0-0	0-0	0	1	1	0	6	0	0	0	5
Henrik Rood.....	2-2	0-0	2-5	2	1	3	4	6	3	0	0	13
George Lynch.....	3-7	0-0	2-2	5	3	8	4	8	2	2	0	19
Hubert Davis.....	0-2	0-1	2-2	0	1	1	0	2	0	0	0	10
Matt Wenstrom.....	0-0	0-0	0-0	0	1	1	0	0	0	0	0	2
TEAM.....				2	0	2						1

Totals.....36-64 2-6 9-17 16 21 37 20 83 16 10 4 8 200

Percentages: Field Goal .562, 3-Point FG .333, Free Throw .529.

Halftime: UNC 41, MSU 40; Officials: Booker Turner, David Bair, Mike Stockner; Technical fouls: None; Attendance: 10,705.

Score by Periods	1st	2nd	Total
Missouri State.....	40	30	70
North Carolina.....	41	42	83

1992

Midwest Regional First Round

**March 20, 1992, Dayton (Ohio) Arena
Michigan State 61, Missouri State 54**

The MSU Bears made a strong first-half comeback and led much of the second half before dropping a 61-54 decision to the Michigan State Spartans in the first round.

The Bears held their last lead at 44-42 with 8:50 to play in the game as both ball clubs went through long dry spells through the middle part of the second half. The Spartans tied the game 44-44 with 7:37 left and then added two more buckets for a 48-44 advantage as 6-10 center Matt Peplowski dropped in two short jumpers along the baseline.

A tip in by Tony Graves, a fast break dunk from Andre Rigsby and a short jumper along the baseline by Johnny Murdock drew MSU even at 50-all with 3:48 to play. It would be the last tie of the game.

From there, the taller and more physical Spartans answered with seven consecutive points as MSU didn't score again until the final 31 seconds of the game. Michigan State got a tip in from Dwayne Stephens and a jumper and three free throws from Mark Montgomery to build a 57-50 lead before Graves finally ended the MSU lull with two free throws. The Spartans cashed in four more free throws in the final seconds, and Murdock's jumper from 15 feet was the Bears' only answer as the final margin stayed at seven.

MSU was scrappy in the early going against the Big Ten's third place team. Michigan State jumped to a 6-0 advantage at the outset as MSU went over three and a half minutes without scoring. The Bears, however, stayed tough defensively and worked their way back into the game.

After lagging 10-2 at the 14:55 mark and 14-7 with 9:53 to play in the half, MSU got two free throws each from Jackie Crawford and Clint Thomas and then a three-point play on a driving layup by Crawford that knotted the game at 14 with 5:16 left in the half.

Baskets by Rigsby and Crawford gave MSU its first lead of the afternoon at 18-16. Michigan State forged ahead again but the Bears came back as Crawford and Murdock scored again and a tipin by Thomas put MSU in front 24-20 with 1:37 to go in the half.

Michigan State got to within one at the half, 24-23. Michigan State had just 40 percent shooting on 10 of 25 in the first half but the Bears were a woeful 25 percent on 7 of 28, missing all eight three-point tries. MSU led by virtue of hitting 10 of 12 free throws the Bears attempted.

There were three lead changes early in the second half, with ties at 30, 35 and 37. Crawford hit the Bears' only three-pointer of the game to give MSU a 40-37 edge with 12:23 to play and the Bears went through a period of several minutes during which they had opportunities to expand that lead as the MSU defense held Michigan State in check, but couldn't get the shots to fall to build any significant cushion as the game entered its stretch run.

(5) Michigan State 61, (12) Missouri State 54

March 20, 1992, Dayton, Ohio

MISSOURI STATE (23-8)	FG	3Pt	FT	ORDR	Reb	PF	Pts.	A	TO	Bk	St	Min
Lester Turner, f.....	0-0	0-0	0-0	0	0	0	0	0	0	0	0	0
Andre Rigsby, f.....	4-10	0-1	0-0	0	2	2	3	8	0	0	0	1
Clint Thomas, c.....	1-2	0-0	2-3	4	2	6	3	4	0	0	0	23
Jackie Crawford, g.....	4-14	1-8	7-7	1	2	3	5	16	7	3	0	1
Johnny Murdock, g.....	4-11	0-0	1	1	2	3	8	0	1	0	0	31
Rodney Perry.....	1-4	0-0	0-2	0	0	0	3	2	1	1	0	17
Tony Graves.....	3-8	0-0	6-8	1	5	6	4	12	0	4	2	0
Tim Axley.....	1-1	0-0	0-0	2	2	2	2	0	0	1	0	19
Anthony Edwards.....	0-0	0-0	0-0	1	1	0	0	0	0	0	0	3
Yusef Washington.....	1-1	0-0	0-0	0	1	1	0	2	0	0	0	2
TEAM.....				2	1	3						2

Totals.....19-51 1-12 15-20 9 17 26 23 54 8 9 3 3 200

Percentages: Field Goal .373, 3-Point FG .083, Free Throw .750.

MICHIGAN STATE (22-7)	FG	3Pt	FT	ORDR	Reb	PF	Pts.	A	TO	Bk	St	Min
Dwayne Stephens, f.....	6-10	0-1	5-7	3	5	8	0	17	1	1	0	35
Matt Stepieniga, f.....	3-5	0-0	5-8	3	5	8	3	11	1	1	0	25
Anthony Miller, c.....	0-2	0-0	0-0	1	2	2	0	1	0	1	0	13
Mark Montgomery, g.....	2-8	0-3	3-5	1	4	5	3	7	4	4	1	33
Shaun Respert, g.....	1-4	0-1	1-1	0	1	1	3	3	1	3	0	30
Jon Zulauf.....	2-2	0-0	1-2	2	1	3	2	5	0	0	0	10
Mike Peplowski.....	4-6	0-0	1-2	1	4	5	3	9	2	1	0	25
Kris Weshinsky.....	4-9	0-2	1-1	1	2	3	1	9	1	1	0	26
Eric Snow.....	0-0	0-0	0-0	0	0	0	0	0	0	1	0	3
TEAM.....				2	1	3						3

Totals.....22-46 0-7 17-26 14 25 39 17 61 11 12 4 1 200

Percentages: Field Goal .478, 3-Point FG .000, Free Throw .654.

Halftime: MSU 24, Michigan State 23; Officials: Larry Lembo, James Howell, Stanley Rote; Technical fouls: None; Attendance: 13,007.

Score by Periods	1st	2nd	Total
Missouri State.....	24	30	54
Michigan State.....	23	38	61



1999

East Regional First Round March 12, 1999, Charlotte (N.C.) Coliseum Missouri State 43, Wisconsin 32

MSU's first trip to the NCAA Tournament in seven years was a happy one as they defeated fifth-seeded Wisconsin at the East Regional in Charlotte, N.C. The Bears put together a remarkable 40-minute defensive effort and led throughout to defeat the 18th-ranked Badgers in the first round of the NCAA East Regional.

The Bears held the Badgers to just 25.5 percent shooting from the field. Wisconsin hit just two baskets the first 11 minutes. The tone was set when Ty Calderwood missed four straight 3-pointers at the start. MSU led 21-12 at halftime.

The Badgers cut it to 28-22 with 10 minutes left, but MSU held UW scoreless six minutes and had a double-digit lead the rest of the way. The Bears' biggest lead was 13. MSU also had a 37-20 rebound advantage over Wisconsin, marking the Bears' third biggest rebound margin over an opponent that season.

MSU held UW to the fewest points in NCAA first/second rounds, and the lowest total for a tourney game since the advent of the three-point shot in 1987. MSU had a big rebound edge as Kevin Ault's career-best 14 boards was the most for a Bear all year.

Ault also added 10 points while Danny Moore added 12 points of his own and 13 rebounds, giving MSU two double-doubles for the first time in 1998-99. Ryan Bettenhausen came off the bench to spark the Bears with nine points in the game.


(12) Missouri State 43, (5) Wisconsin 32

March 12, 1999, Charlotte, N.C.

MISSOURI STATE (21-10)	FG	3PT	FT	OR DR	Reb	PF	Pts.	A	TO	Bk	St	Min
Ken Stringer, f.....	1-5	0-0	1-2	0	1	1	2	3	2	2	0	1 28
Ron Bruton, f.....	1-1	0-0	0	0	0	0	2	0	1	0	2	25
Danny Moore, c.....	4-8	0-0	4-6	1	12	13	3	12	0	4	1	35
William Fontleroy, g.....	0-5	0-0	2-2	0	0	0	4	2	0	3	0	27
Kevin Ault, g.....	3-6	1-2	3-3	1	13	14	0	10	2	2	0	30
Paul Murans.....	0-0	0-0	0-0	0	0	0	0	0	0	0	0	1
Brandon Miller.....	0-0	0-0	0-0	0	0	0	2	0	1	0	0	6
Ryan Bettenhausen.....	3-4	1-1	2-2	0	1	1	0	9	2	1	0	15
Scott Brakebill.....	0-1	0-0	0-0	1	3	4	0	0	0	0	0	12
Eric Judd.....	0-0	0-0	0-0	0	1	1	0	0	0	1	0	1
Butch Tshomba.....	0-0	0-0	0-0	0	0	0	0	0	0	0	0	1
Allen Phillips.....	1-3	1-2	2-2	0	1	1	2	5	0	2	0	15
Matt Ruelter.....	0-0	0-0	0-0	0	0	0	1	0	1	1	0	4
TEAM.....				2	0	2						2
Totals.....	13-33	3-6	14-17	5	32	37	14	43	8	18	2	4 200

Percentages: Field Goal .394, 3-Point FG .500, Free Throw .824.

WISCONSIN (22-10)	FG	3PT	FT	OR DR	Reb	PF	Pts.	A	TO	Bk	St	Min
Andy Kowske, f.....	1-4	0-0	0-0	1	2	3	5	2	0	1	0	1 18
Mike Kelley, f.....	0-3	0-0	0-0	0	2	2	2	0	0	1	0	26
Charlie Willis, c.....	3-6	0-0	1-1	1	4	5	1	6	1	0	0	1 31
Sean Mason, g.....	4-12	1-6	2-2	0	3	3	3	11	1	2	0	2 33



William Fontleroy

Ty Calderwood, g.....	0-8	0-6	0-0	0	0	0	1	0	1	1	0	0 29
Dunay Dunay.....	0-0	0-0	0-0	0	1	1	1	0	0	0	0	3
Travon Davis.....	0-2	0-0	2-2	0	0	0	0	2	1	0	0	3
Hennissy Aurlanta.....	0-1	0-0	0-0	0	0	0	0	0	0	0	0	1
Jon Bryant.....	1-5	1-4	0-0	0	2	2	1	3	0	1	0	24
Maurice Linton.....	1-1	0-0	0-0	1	0	1	1	2	0	1	0	6
Mark Vershaw.....	2-5	0-0	2-2	0	1	1	2	6	4	1	0	26
TEAM.....				1	1	2						0
Totals.....	12-47	2-16	6-7	4	16	20	17	32	8	8	0	5 200

Percentages: Field Goal .255, 3-Point FG .125, Free Throw .857.

Halftime: MSU 21, UW 12; Officials: Kerry Siltton, Tony Greene, Verne Harris; Technical fouls: None; Attendance: 15,007.

Score by Periods.....	1st	2nd	Total
Missouri State.....	21	22	43
Wisconsin.....	12	20	32

1999

East Regional Second Round March 14, 1999, Charlotte (N.C.) Coliseum Missouri State 81, Tennessee 51

For the second game in a row, the MSU Bears put up a stifling defensive effort and added a potent offense to blow by fourth-seeded Tennessee in the second round of the NCAA East Regional. MSU never trailed and took an early 9-2 lead early in the half.

The Bears grabbed a double-digit lead for the first time at 29-19 with 4:14 left in the half and then took command at 36-26 after Ken Stringer's 3-pointer banked in as the horn sounded ending the first half.

The lead never fell below six the rest of the day and the game became a complete mismatch after the Bears went on a 19-2 run early in the second half. Tennessee fell back by double digits started firing threes with little success. The Bears kept firing in the second half to push the lead by 20 points with 13 minutes left, and quickly hiked the edge to 25.

Danny Moore had 25 points and eight rebounds and Kevin Ault added 14 points and five assists. MSU's defense again was outstanding, holding Tennessee to 29.5 percent shooting from the field.

The Bears had a season-low six turnovers and hit 52 percent from the field to become one of the four teams with double-digit seeds to reach the NCAA Sweet 16.

(12) Missouri State 81, (4) Tennessee 51

March 14, 1999, Charlotte, N.C.

MISSOURI STATE (22-10)	FG	3PT	FT	OR DR	Reb	PF	Pts.	A	TO	Bk	St	Min
Ken Stringer, f.....	4-7	2-2	0-1	0	5	5	0	10	2	0	2	28
Ron Bruton, f.....	5-5	0-0	2-2	1	4	5	3	12	1	1	2	4 29
Danny Moore, c.....	8-14	2-2	7-9	2	6	8	1	25	1	1	1	34
William Fontleroy, g.....	1-5	0-2	4-7	0	2	2	3	6	4	1	1	30
Kevin Ault, g.....	5-11	2-8	2-2	1	5	6	2	14	5	3	0	2 31
Paul Murans.....	1-2	1-1	0-0	0	1	1	0	3	0	0	0	1 2
Brandon Miller.....	0-0	0-0	0-0	0	0	0	0	0	0	0	0	4
Ryan Bettenhausen.....	0-0	0-0	0-0	0	0	0	0	0	0	0	0	8
Scott Brakebill.....	0-0	0-0	0-0	0	4	4	2	0	0	0	0	9
Eric Judd.....	1-3	0-2	1-1	1	0	1	0	3	1	0	0	2
Butch Tshomba.....	0-1	0-1	0-0	0	0	0	0	0	1	0	0	2
Allen Phillips.....	3-5	2-4	0-2	0	2	2	1	8	3	0	0	15
Matt Ruelter.....	0-1	0-0	0-0	1	0	1	0	0	0	0	0	1 6
TEAM.....				1	1	2						3
Totals.....	28-54	9-22	16-24	7	30	37	13	81	18	6	6	9 200

Percentages: Field Goal .519, 3-Point FG .409, Free Throw .667.

TENNESSEE (21-9)	FG	3PT	FT	OR DR	Reb	PF	Pts.	A	TO	Bk	St	Min
Vincent Yarbrough, f.....	1-7	0-4	4-4	2	4	6	3	6	0	1	0	0 23
Torrey Harris, f.....	0-0	0-0	0-0	1	0	1	2	0	0	0	0	1 8
C.J. Black, c.....	1-6	0-1	2-4	2	1	3	2	4	0	1	1	0 22
Tony Harris, g.....	2-11	2-10	0-0	1	1	3	6	4	5	0	0	33
Brandon Wharton, g.....	5-16	1-6	0-0	0	3	3	3	11	2	1	0	0 32
Rashard Lee.....	2-4	1-2	2-2	1	2	3	2	7	0	2	0	0 20
Aaron Green.....	0-0	0-0	0-0	0	0	0	0	0	0	0	0	1
Del Baker.....	0-3	0-1	0-0	2	1	3	0	0	1	0	0	0 10
Vegas Davis.....	1-3	1-3	0-0	1	1	2	0	3	0	0	1	0 13
Isiah Victor.....	5-8	1-2	0-0	4	4	8	4	11	1	2	0	0 21
Charles Hathaway.....	1-3	0-0	1-2	0	4	4	2	3	0	1	0	1 17
TEAM.....				2	3	5						1
Totals.....	18-61	6-29	9-12	15	24	39	21	51	8	13	2	2 200

Percentages: Field Goal .295, 3-Point FG .207, Free Throw .750.

Halftime: MSU 36, UT 26; Officials: Dave Libbey, Gene Monje, Bob Siltov; Technical fouls: None; Attendance: 20,172.

Score by Periods.....	1st	2nd	Total
Missouri State.....	36	45	81
Tennessee.....	26	25	51

1999

East Regional Semifinal, March 19, 1999 Continental Arena, East Rutherford, N.J. Duke 78, Missouri State 61

The MSU Bears fought solidly but were overpowered by the top-ranked Duke Blue Devils in the regional semifinal. With Trajan Langdon bombing away from the outside and Elton Brand dominating inside, Duke defeated the scrappy Bears 78-61 in the East Regional semifinals at Continental Airlines Arena.



Steve Alford

Two buckets by Scott Brakebill got MSU within 23-20 late in the half but Duke forged its intermission lead from there. MSU outthusted Duke a half but couldn't get shots to fall and trailed 39-30 at halftime.

After William Fontleroy drew MSU within 39-32 with the first basket of the new half, Duke ripped off a 10-2 run that was punctuated by William Avery's 3-pointer to make it 47-34. Duke pulled away the second half but nothing like Duke's 41-point routs the first two tourney games.

The Blue Devils went on to win by 17 as the Bears' final 37 percent field goal accuracy effort was nearly nine points off the team's season-long shooting percentage.

Allen Phillips led MSU but was no match for a balanced Duke attack. Phillips scored 16 points and Danny Moore added 15 as MSU finished 22-11 in their first-ever NCAA Sweet 16 appearance.

(1) Duke 78, (12) Missouri State 61

March 19, 1999, East Rutherford, N.J.

MISSOURI STATE (22-11)	FG	3PT	FT	OR DR	Reb	PF	Pts.	A	TO	Bk	St	Min
Ken Stringer, f.....	0-2	0-0	1-2	1	3	4	1	1	2	1	1	1 27
Ron Bruton, f.....	0-3	0-0	0-0	2	3	5	1	0	0	0	2	1 16
Danny Moore, c.....	5-15	0-0	5-6	1	3	4	2	15	2	1	4	1 34
William Fontleroy, g.....	4-11	0-2	2-4	3	3	6	4	10	2	4	0	0 33
Kevin Ault, g.....	2-7	1-5	0-0	0	3	3	2	5	3	1	0	4 32
Paul Murans.....	1-1	0-0	0-0	0	0	0	0	2	0	0	0	1
Brandon Miller.....	0-1	0-1	0-0	0	0	0	0	0	0	1	0	1
Ryan Bettenhausen.....	1-2	0-0	0-0	0	1	1	1	2	0	1	0	1 10
Scott Brakebill.....	3-5	0-0	2-2	1	3	4	2	8	0	0	0	1 15
Eric Judd.....	0-1	0-1	0-0	0	0	0	0	0	0	0	0	1
Butch Tshomba.....	1-1	0-0	0-0	2	2	2	0	2	0	0	0	1
Allen Phillips.....	6-12	4-5	0-0	2	2	4	1	16	1	4	0	2 22
Matt Ruelter.....	0-1	0-0	0-0	1	0	1	0	3	0	1	0	0 7
TEAM.....				0	1	1						2
Totals.....	23-62	5-14	10-14	13	22	35	18	61	11	13	7	11 200

Percentages: Field Goal .371, 3-Point FG .357, Free Throw .714.

Percentages: Field Goal .371, 3-Point FG .357, Free Throw .714.													
DUKE (35-1)	FG	3PT	FT	OR	DR	Reb	PF	Pts.	A	TO	Bk	St	Min
Chris Carravelli, f.....	3-7	0-1	3-5	1	1	2	1	9	4	2	0	1	31
Shane Battier, f.....	2-5	1-3	0-0	1	6	7	3	5	3	1	2	2	31
Elton Brand, c.....	6-11	0-0	2-5	5	3	8	1	14	1	2	5	4	34
William Avery, g.....	4-10	3-8	1-3	0	6	6	3	12	2	4	0	1	30
Trajan Langdon, g.....	9-14	4-6	2-2	2	6	8	1	24	2	2	0	0	33
Justin Caldwell.....	0-0	0-0	0-0	0	0	0	0	0	0	0	0	0	1
J.D. Simpson.....	0-0	0-0	0-0	0	0	0	0	0	0	0	0	0	1
Nate James.....	2-4	1-3	2-2	2	1	3	4	7	4	1	0	0	14
Ryan Caldwell.....	0-0	0-0	0-0	0	0	0	0	0	0	0	0	0	1
D. Bryant.....	0-0	0-0	1-2	0	0	0	0	1	0	0	0	0	1
Chris Burgess.....	0-0	0-0	2-2	0	2	2	0	0	0	0	1	0	8
Corey Maggette.....	3-7	0-2	0-2	2	3	5	1	6	0	0	0	0	15
TEAM.....				0	0	0							4
Totals.....	29-58	9-23	11-21	13	28	41	16	78	16	12	8	8	240



Missouri State Individual NCAA Records

Points	25, Jeff Ford vs. North Carolina (3/15/90) 25, Danny Moore vs. Tennessee (3/14/99) 24, Winston Garland vs. Clemson (3/13/87) 24, Winston Garland vs. Kansas (3/15/87) 10, Winston Garland vs. Kansas (3/15/87) 23, Winston Garland vs. Kansas (3/15/87) .800, Kelby Stuckey (8-10) vs. UNLV (3/18/88) .571, Danny Moore (8-14) vs. Tennessee (3/14/99)
Field Goals Made	4, Jeff Ford vs. North Carolina (3/15/90) 4, Allen Phillips vs. Duke (3/19/99)
Field Goal Attempts	9, Jeff Ford vs. North Carolina (3/15/90)
Field Goal Percentage	.800, Allen Phillips (4-5) vs. Duke (3/19/99)
Three-Point FG Made	10, Caleb Davis vs. UNLV (3/18/88) 12, Caleb Davis vs. UNLV (3/18/88)
Three-Point FG Attempts	1,000, Jackie Crawford (7-7) vs. Michigan St. (3/20/92)
Three-Point FG Percentage	14, Kevin Ault vs. Wisconsin (3/12/99) 13, Danny Moore vs. Wisconsin (3/12/99) 11, Jeff Ford vs. North Carolina (3/15/90) 7, Jackie Crawford vs. Michigan State (3/20/92) 8, Winston Garland vs. Clemson (3/13/87) 3, Danny Moore vs. Duke (3/19/99) 4, Ron Bruton vs. Tennessee (3/14/99) 4, Kevin Ault vs. Duke (3/19/99) 40, Greg Bell vs. Clemson (3/13/87) 40, Winston Garland vs. Clemson (3/13/87) 40, Winston Garland vs. Kansas (3/15/87) 40, Stan Worthy vs. UNLV (3/18/88) 40, Darryl Reid vs. North Carolina (3/15/90)
Free Throws Made	
Free Throw Attempts	
Free Throw Percentage	
Rebounds	
Assists	
Turnovers	
Blocked Shots	
Steals	
Minutes Played	

Missouri State Team NCAA Records

Points	81, vs. Tennessee (3/14/99)
Points, Half	45, vs. Tennessee (3/14/99) (2nd)
Field Goals Made	28, vs. Tennessee (3/14/99)
Field Goal Attempts	62, vs. Duke (3/19/99)
Field Goal Percentage	.519 (28-54), vs. Tennessee (3/14/99)
Three-Point FG Made	9, vs. Tennessee (3/14/99)
Three-Point FG Attempts	22, vs. Tennessee (3/14/99)
Three-Point FG Percentage	.409 (9-22), vs. Tennessee (3/14/99)
Free Throws Made	17, vs. Clemson (3/13/87) 17, vs. UNLV (3/18/88) 25, vs. UNLV (3/18/88) .823 (14-17), vs. Kansas (3/15/87) .823 (14-17), vs. Wisconsin (3/12/99) 37, vs. Wisconsin (3/12/99) 37, vs. Tennessee (3/14/99) 18, vs. Tennessee (3/14/99) 20, vs. Seton Hall (3/16/89) 6, vs. Tennessee (3/14/99) 10, vs. Duke (3/19/99) 23, vs. Michigan State (3/20/92)
Free Throw Attempts	
Free Throw Percentage	
Rebounds	
Assists	
Turnovers	
Blocked Shots	
Steals	
Personal Fouls	



1999 Final USA Today/NABC Poll

- Connecticut
- Duke
- Michigan State
- Ohio State
- Kentucky
- St. John's (N.Y.)
- Auburn
- Maryland
- Stanford
- Utah
- Cincinnati
- Gonzaga
- Miami (Fla.)
- Temple
- Iowa
- Arizona
- Florida
- North Carolina
- Oklahoma
- Miami (Ohio)
- UCLA
- Purdue
- Kansas
- 24. MISSOURI STATE**
- Arkansas



Allen Phillips



Danny Moore

Opponent Individual NCAA Records

Points	42, Danny Manning, Kansas (3/15/87)
Field Goals Made	16, Danny Manning, Kansas (3/15/87)
Field Goal Attempts	26, Danny Manning, Kansas (3/15/87)
Three-Point FG Made	4, Trajan Langdon, Duke (3/19/99)
Three-Point FG Attempts	10, Torrey Harris, Tennessee (3/14/99)
Free Throws Made	10, Danny Manning, Kansas (3/15/87)
Free Throw Attempts	12, Danny Manning, Kansas (3/15/87)
Rebounds	9, Jarvis Basnight, UNLV (3/18/88)
Assists	10, Cedric Hunter, Kansas (3/15/87)
Turnovers	6, Horace Grant, Clemson (3/13/87) 6, Jarvis Basnight, UNLV (3/18/88) 5, Elton Brand, Duke (3/19/99) 4, Elton Brand, Duke (3/19/99) 40, Horace Grant, Clemson (3/13/87) 40, Danny Manning, Kansas (3/15/87)
Blocked Shots	
Steals	
Minutes Played	
Field Goal Percentage	.643, Scott Williams (9-14), North Carolina (3/15/90) .643, Trajan Langdon (9-14), Duke (3/19/99)
Three-Point FG Percentage	.667, Trajan Langdon (4-6), Duke (3/19/99)
Free Throw Percentage	.833, Danny Manning (10-12), Kansas (3/15/87)


Opponent Team NCAA Records

Points	83, North Carolina (3/15/90)
Points-Half	42, North Carolina (3/15/90) (2nd)
Field Goals Made	36, North Carolina (3/15/90)
Field Goal Attempts	64, North Carolina (3/15/90)
Three-Point FG Made	9, Duke (3/19/99)
Three-Point FG Attempts	29, Tennessee (3/14/99)
Free Throws Made	17, Michigan State (3/20/92)
Free Throw Attempts	26, Michigan State (3/20/92)
Rebounds	41, Duke (3/19/99)
Assists	23, Kansas (3/15/87)
Turnovers	17, UNLV (3/18/88)
Blocked Shots	8, Duke (3/19/99)
Steals	8, North Carolina (3/15/90) 8, Duke (3/19/99) 24, UNLV (3/18/88)
Fouls	
Field Goal Percentage	.600, Kansas (27-45), (3/15/87)
Three-Point FG Percentage	.455, Clemson (5-11), (3/13/87)
Free Throw Percentage	.875, Seton Hall (14-16), (3/16/89)



All-Time NCAA Tournament Player Statistics


Name (Years)	G-GS	FG-FGA	Pct.	3pt-Att	Pct.	FT-FTA	Pct.	Reb	RPG	PF	Ast	BS	Stl	Min	TP	PPG
Jeff Ford (1990)	1-1	8-15	.533	4-9	.444	5-6	.833	11	11.0	4	2	0	0	32	25	25.0
Winston Garland (1987)	2-2	18-39	.462	4-7	.571	8-11	.727	8	4.0	3	8	0	3	80	48	24.0
Danny Moore (1999)	3-3	17-37	.459	2-2	1.000	16-21	.762	25	8.3	6	3	6	1	103	52	17.3
Hubert Henderson (1989)	1-1	6-12	.500	0-0	—	6-9	.667	6	6.0	2	1	2	1	37	18	18.0
Jackie Crawford (1992)	1-1	4-14	.286	1-8	.125	7-7	1.000	3	3.0	5	7	0	1	38	16	16.0
Basil Robinson (1987)	2-2	11-16	.688	1-3	.333	8-8	1.000	4	2.0	7	8	0	1	76	31	15.5
Darryl Reid (1990)	1-1	3-13	.231	0-5	.000	7-9	.778	2	2.0	3	3	1	1	40	13	13.0
Tony Graves (1992)	1-0	3-8	.375	0-0	—	6-8	.750	6	6.0	4	0	2	0	32	12	12.0
Kevin Ault (1999)	3-3	10-24	.417	4-15	.267	5-5	1.000	23	7.7	4	10	0	7	93	29	9.7
Allen Phillips (1999)	3-0	10-20	.500	7-12	.583	2-4	.500	7	3.3	4	4	0	2	52	29	9.7
Kelby Stuckey (1987-88-89)	4-4	13-25	.520	0-0	—	11-19	.579	18	4.5	14	2	2	3	133	37	9.3
Caleb Davis (1988-89)	2-0	3-5	.600	0-0	—	10-12	.833	6	3.0	5	0	0	0	19	16	8.0
Johnnie Murdock (1992)	1-1	4-11	.364	0-3	.000	0-0	—	2	2.0	3	0	0	0	31	8	8.0
Andre Rigsby (1992)	1-1	4-10	.400	0-1	.000	0-0	—	2	2.0	3	0	0	1	32	8	8.0
Clay Holt (1987-88)	3-1	9-24	.375	3-14	.214	2-2	1.000	5	1.7	6	6	0	2	71	23	7.7
Arnold Bernard (1990)	1-1	3-9	.333	1-4	.250	0-2	.000	4	4.0	3	6	0	2	35	7	7.0
Lee Campbell (1989-90)	2-1	5-10	.500	0-0	—	3-4	.750	9	4.5	4	0	0	0	63	13	6.5
William Fontleroy (1999)	3-3	5-21	.238	0-4	.000	8-13	.615	8	2.7	11	6	1	2	90	18	6.0
David Brewer (1990)	1-0	3-4	.750	0-0	—	0-0	—	2	2.0	4	0	0	0	11	6	6.0
Greg Bell (1987)	2-2	2-7	.286	0-0	—	7-10	.700	7	3.5	6	1	0	5	76	11	5.5
Doug Lewis (1988-89)	2-2	5-14	.357	0-5	.000	1-2	.500	5	2.5	8	6	0	2	70	11	5.5
Stan Worthy (1987-88)	3-3	7-14	.500	0-1	.000	2-3	.667	11	3.7	6	8	1	5	83	16	5.3
Chris Stange (1989-90)	2-2	5-6	.833	0-0	—	0-1	.000	2	1.0	2	1	0	0	37	10	5.0
Lovell Redmond (1990)	1-0	2-3	.667	1-1	1.000	0-0	—	0	0.0	2	1	0	1	17	5	5.0
Ron Bruton (1999)	3-3	6-9	.667	0-0	—	2-2	1.000	10	3.3	4	1	4	7	70	14	4.7
Ken Stringer (1999)	3-3	5-14	.357	2-2	1.000	2-5	.400	10	3.3	3	6	3	2	83	14	4.7
Keith Jackson (1988-89)	2-2	3-13	.231	0-5	.000	2-6	.333	5	2.5	5	3	0	1	78	8	4.0
Clint Thomas (1992)	1-1	1-2	.500	0-0	—	2-3	.667	6	6.0	3	0	0	0	23	4	4.0
Ryan Bettenhausen (1999)	3-0	4-6	.667	1-1	1.000	2-2	1.000	2	0.7	1	2	0	1	33	11	3.7
Scott Brakebill (1999)	3-0	3-6	.500	0-0	—	2-2	1.000	12	4.0	4	0	0	1	36	8	2.7
Tim Axley (1992)	1-0	1-1	1.000	0-0	—	0-0	—	2	2.0	2	0	1	0	19	2	2.0
Rodney Perry (1992)	1-0	1-4	.250	0-0	—	0-2	.000	0	0.0	3	1	0	1	17	2	2.0
Yusef Washington (1992)	1-0	1-1	1.000	0-0	—	0-0	—	1	1.0	0	0	0	0	2	2	2.0
Paul Murans (1999)	3-0	2-3	.667	1-1	1.000	0-0	—	1	0.3	0	0	0	0	4	5	1.7
Eric Judd (1999)	3-0	1-4	.250	0-3	.000	1-1	1.000	2	0.7	0	1	0	0	4	3	1.0
Butch Tshomba (1999)	3-0	1-2	.500	0-1	.000	0-0	—	2	0.7	0	1	0	0	4	2	0.7
Billy Brown (1988-89)	2-0	0-0	—	0-0	—	1-2	.500	2	1.0	0	0	0	0	13	1	0.5
Brandon Miller (1999)	3-0	0-1	.000	0-1	.000	0-0	—	0	0.0	3	1	0	0	11	0	0.0
Matt Reuter (1999)	3-0	0-2	.000	0-0	—	0-0	—	2	0.7	5	2	1	1	17	0	0.0
Scott Hickox (1987)	2-0	0-1	.000	0-0	—	0-0	—	3	1.5	1	0	0	0	24	0	0.0
Anthony Edwards (1992)	1-0	0-0	—	0-0	—	0-0	—	1	1.0	0	0	0	0	3	0	0.0
Dale Ribble (1990)	1-0	0-0	—	0-0	—	0-0	—	0	0.0	0	0	0	0	5	0	0.0
Lester Turner (1992)	1-1	0-0	—	0-0	—	0-0	—	0	0.0	0	0	0	0	3	0	0.0
Team					(Turnovers MSU 114, Opponents 112)			32								
Missouri State Totals	9	189-430	.440	32-108	.296	128-181	.707	269	29.9	153	101	24	54	1800	538	59.8
Opponent Totals	9	212-461	.460	31-108	.287	91-133	.684	274	30.4	174	120	30	41	1800	546	60.7




1987 - Atlanta
1st/2nd Round




1988 - Los Angeles
1st Round




1989 - Tucson
1st Round




1990 - Austin, Texas
1st Round



1992 - Dayton, Ohio
1st Round




1999 - Charlotte, N.C.
1st/2nd Round



1999 - E. Rutherford, N.J.
East Regional

Date	Site	Att.	Opponent (seed)	W/L	Score	Record	Top MSU Scorer	Top MSU Rebounder
3/13/87	Atlanta	13,800	Clemson (4)	W	65-60	1-0	Garland 24	Garland 6
3/15/87	Atlanta	15,236	Kansas (5)	L	63-67	1-1	Garland 24	Stuckey 5
3/18/88	Los Angeles	11,175	UNLV (4)	L	50-54	1-2	Stuckey 18	Stuckey 8
3/16/89	Tucson, Ariz.	12,787	Seton Hall (3)	L	51-60	1-3	Henderson 18	Henderson 6
3/15/90	Austin, Texas	10,705	North Carolina (8)	L	70-83	1-4	Ford 25	Ford 11
3/20/92	Dayton, Ohio	13,007	Michigan State (4)	L	54-61	1-5	Crawford 16	Thomas, Graves 6
3/12/99	Charlotte, N.C.	15,007	Wisconsin (5)	W	43-32	2-5	Moore 12	Ault 14
3/14/99	Charlotte, N.C.	20,172	Tennessee (4)	W	81-51	3-5	Moore 25	Moore 8
3/19/99	E. Rutherford, N.J.	19,233	Duke (1)	L	61-78	3-6	Phillips 16	Fontleroy 6



Scott Brakebill



Individual, Single-Game NIT Records

Scoring

28, Isiah Mosley at Oklahoma (3/15/22)
 26, Adam Leonard at Miami (Fla.) (3/21/11)
 23, Allen Phillips vs. Southern Methodist (3/16/00)
 23, Jermaine Mallett vs. Murray State (3/15/11)
 22, Winston Garland vs. Marquette (3/17/86)
 22, Coleco Buie at North Carolina St. (3/12/97)
 21, Phil Schlegel vs. Marquette (3/17/86)
 21, Danny Moore at North Carolina St. (3/12/97)
 20, Johnny Murdock at UAB (3/24/93)
 20, Tamarr Maclin vs. Rice (3/16/05)
 19, David Brewer vs. Southern Ill. (3/18/91)
 19, Darryl Reid vs. Southern Ill. (3/18/91)
 19, Scott Brakebill vs. Southern Methodist (3/16/00)
 19, Blake Ahearn vs. Stanford (3/17/06)
 19, Deke Thompson vs. Stanford (3/17/06)
 18, Kyle Weems at Miami (Fla.) (3/21/11)
 17, Johnny Murdock at Jackson State (3/22/93)
 16, Greg Bell vs. Marquette (3/17/86)
 16, Deven Mitchell vs. San Diego State (3/14/07)
 15, Winston Garland vs. Pittsburgh (3/12/86)
 15, Ryan Thornton vs. Southern Ill. (3/18/91)
 15, Blake Ahearn vs. Rice (3/16/05)
 15, Deke Thompson vs. Davidson (3/19/05)
 15, Drew Richards vs. San Diego State (3/14/07)
 15, Blake Ahearn vs. San Diego State (3/14/07)

Scoring, Half

22, Isiah Mosley, at Oklahoma (3/15/22) (1st)
 20, Adam Leonard at Miami (Fla.) (3/21/11) (2nd)
 14, Coleco Buie at North Carolina St. (3/12/97)
 14, Deke Thompson vs. Davidson (3/19/05)
 14, Anthony Shavies vs. Davidson (3/19/05)
 14, Tyler Chaney vs. Rice (3/16/05)
 14, Jermaine Mallett vs. Murray State (3/15/11)

Scoring by Teammates

44, Adam Leonard (26) and Kyle Weems (18)
 at Miami (Fla.) (3/21/11)
 43, Winston Garland (22) and Phil Schlegel (21)
 vs. Marquette (3/17/86)
 42, Isiah Mosley (28) and Gaike Prim (14)
 at Oklahoma (2/15/22)

Double-Doubles

Phil Schlegel vs. Marquette (3/17/86) 21 pts, 11 reb.
 Ryan Thornton vs. Southern Ill. (3/18/91) 15 pts., 10 reb.
 David Brewer vs. Southern Ill. (3/18/91) 19 pts., 11 reb.
 Tony Graves at Jackson State (3/22/93) 13 pts., 10 reb.
 Kellen Easley vs. Houston (3/20/06) 14 pts., 11 reb.
 Isiah Mosley at Oklahoma (3/15/22) 28 pts., 10 reb.

Minutes Played

40, Winston Garland vs. Marquette (3/17/86)
 40, Basil Robinson at Florida (3/20/86)
 40, Winston Garland at Florida (3/20/86)
 40, Darryl Reid vs. Coppin State (3/14/91)
 40, Jackie Crawford vs. St. Josephs (3/22/93)

Field Goals

11, Isiah Mosley, at Oklahoma (3/15/22)
 9, Phil Schlegel vs. Marquette (3/17/86)
 9, Danny Moore at North Carolina St. (3/12/97)
 9, Coleco Buie at North Carolina St. (3/12/97)
 9, Adam Leonard at Miami (Fla.) (3/21/11)

Field Goal Attempts

20, Isiah Mosley, at Oklahoma (3/15/22)
 19, Winston Garland vs. Pittsburgh (3/12/86)
 18, Winston Garland at Florida (3/20/86)
 17, Johnny Murdock at UAB (3/24/93)
 17, Kyle Weems at Miami (Fla.) (3/21/11)

Field Goal Percentage (min 5 FG)

.833, Chris Ward (5-6) at Florida (3/20/86)
 .818, Danny Moore (9-11) at North Carolina St. (3/12/97)
 .818, Adam Leonard (9-11) at Miami (Fla.) (3/21/11)
 .714, Chris Ward (5-7) vs. Marquette (3/17/86)
 .692, Phil Schlegel (9-13) vs. Marquette (3/17/86)

Field Goal Percentage (min 10 FGA)

.818, Danny Moore (9-11) at North Carolina St. (3/12/97)
 .818, Adam Leonard (9-11) at Miami (Fla.) (3/21/11)

.692, Phil Schlegel (9-13) vs. Marquette (3/17/86)

Three-Point Field Goals

7, Adam Leonard at Miami (Fla.) (3/21/11)
 5, Johnny Murdock at Jackson State (3/22/93)
 4, Darryl Reid vs. Southern Ill. (3/21/91)
 4, Johnny Murdock at UAB (3/24/93)

Three-Point Field Goal Attempts

11, Kyle Weems at Miami (Fla.) (3/21/11)
 9, Kevin Ault vs. Southern Methodist (3/16/00)
 9, Blake Ahearn at Louisville (3/22/06)
 9, Blake Ahearn vs. San Diego State (3/14/07)
 8, Johnny Murdock at Jackson State (3/22/93)
 8, Johnny Murdock at UAB (3/24/93)
 8, Blake Ahearn vs. Stanford (3/17/06)
 8, Adam Leonard at Miami (Fla.) (3/21/11)
 8, Isiah Mosley, at Oklahoma (3/15/22)

Missouri State NIT History (10-10)

Date	Sd	Site	Opp. & Seed	Result
3/12/86	-	Home	Pittsburgh	W 59-52
3/17/86		Home	Marquette	W 83-69
3/20/86		Away	Florida	L 53-54
3/14/91	-	Home	Coppin State	W 57-47
3/18/91		Home	Southern Illinois	L 69-72
3/18/93	-	Home	St. Josephs	W 56-34
3/22/93		Away	Jackson State	W 70-52
3/24/93		Away	Ala.-Birmingham	L 52-61
3/12/97	-	Away	North Carolina St.	L 66-77
3/16/00	-	Home	Southern Methodist	W 77-64
3/21/00		Away	Mississippi	L 48-70
3/16/05	-	Home	Rice*	W 105-82
3/19/05		Home	Davidson	L 71-82
3/17/06	2	Home	(7) Stanford	W 76-67
3/20/06		Home	(3) Houston	W 60-59
3/22/06		Away	(1) Louisville	L 56-74
3/14/07	3	Home	(6) San Diego State	L 70-74
3/15/11	3	Home	(6) Murray State	W 89-75
3/21/11		Away	(2) Miami (Fla.)	L 72-81
3/15/22	-	Away	(1) Oklahoma	L 72-89

* Opening-round game (field expanded to 40 teams from 2002-05)

Attendance Summary

Home Games (9-3)

9,229, vs. Marquette (3/17/1986)
 8,710, vs. Pittsburgh (3/12/1986)
 7,501, vs. Coppin State (3/14/1991)
 7,398, vs. Southern Ill. (3/18/1991)
 7,024, vs. St. Josephs (3/18/1993)
 6,064, vs. Southern Methodist (3/16/2000)
 5,833, vs. Houston (3/20/2006)
 5,664, vs. Stanford (3/17/2006)
 5,619, vs. Davidson (3/19/2005)
 5,089, vs. Murray State (3/15/2011)
 4,559, vs. Rice (3/16/2005)
 4,234, vs. San Diego State (3/14/2007)

Away Games (1-7)

14,658, at Louisville (3/22/2006)
 10,815, at Florida (3/20/1986)
 10,200, at North Carolina St. (3/12/1997)
 8,100, at Jackson State (3/22/1993)
 7,707, at Mississippi (3/21/2000)
 7,391, at Ala.-Birmingham (3/24/1993)
 3,439, at Oklahoma (3/15/22)
 1,623, at Miami (Fla.) (3/21/2011)

Three-Point Field Goal Pct. (min 3 3FG)

.875, Adam Leonard (7-8) at Miami (Fla.) (3/21/11)
 .750, Tyler Chaney (3-4) vs. Rice (3/16/05)
 .667, Darryl Reid (4-6) vs. Southern Ill. (3/21/91)
 .625, Johnny Murdock (5-8) at Jackson State (3/22/93)
 .600, Jaylen Minnett (3-5) at Oklahoma (3/15/22)

Free Throws

12, Deven Mitchell vs. San Diego State (3/14/07)
 10, Winston Garland vs. Marquette (3/17/86)
 9, Jackie Crawford at Jackson State (3/22/93)
 9, Deke Thompson vs. Stanford (3/17/06)
 9, Jermaine Mallett vs. Murray State (3/15/11)

Free Throw Attempts

14, Deven Mitchell vs. San Diego State (3/14/07)
 12, Winston Garland vs. Marquette (3/17/86)
 12, Deke Thompson vs. Stanford (3/17/06)
 11, Jackie Crawford at Jackson State (3/22/93)
 11, Tony Graves at Jackson State (3/22/93)
 11, William Fontleroy at Mississippi (3/21/00)
 11, Nathan Bilyeu vs. Houston (3/20/06)

Free Throw Percentage (min. 5 FT)

1.000, Anthony Shavies (8-8) vs. Davidson (3/19/05)
 1.000, Blake Ahearn (8-8) vs. Stanford (3/17/06)
 1.000, Allen Phillips (6-6) vs. SMU (3/16/00)
 1.000, Tyler Chaney (6-6) at Louisville (3/22/06)
 1.000, Gaike Prim (6-6), at Oklahoma (3/15/22)

Total Rebounds

11, Phil Schlegel vs. Marquette (3/17/86)
 11, David Brewer vs. Southern Ill. (3/18/91)
 11, Kellen Easley vs. Houston (3/20/06)
 10, Ryan Thornton vs. Southern Ill. (3/18/91)
 10, Tony Graves at Jackson State (3/22/93)
 10, Matt Rueter vs. Southern Methodist (3/16/00)
 10, Tamarr Maclin vs. Davidson (3/19/05)
 10, Nathan Bilyeu vs. San Diego State (3/14/07)
 10, Isiah Mosley, at Oklahoma (3/15/22)
 9, Ryan Thornton vs. Coppin State (3/14/91)
 9, Clint Thomas vs. St. Josephs (3/20/93)
 9, Tamarr Maclin vs. Rice (3/16/05)
 9, Nathan Bilyeu at Louisville (3/22/06)

Offensive Rebounds

7, Greg Bell at Florida (3/20/86)
 6, Ryan Thornton vs. Southern Ill. (3/18/91)
 5, Phil Schlegel vs. Marquette (3/17/86)
 5, Ron Bruton vs. Southern Methodist (3/16/00)
 5, Nathan Bilyeu vs. Stanford (3/17/06)
 5, Drew Richards vs. San Diego State (3/14/07)

Assists

9, Tyler Chaney vs. Rice (3/16/05)
 8, Arnold Bernard vs. Southern Ill. (3/18/91)
 8, Nafis Ricks vs. Murray State (3/15/11)
 7, Winston Garland at Florida (3/20/86)
 6, Winston Garland vs. Pittsburgh (3/12/86)
 6, Basil Robinson vs. Pittsburgh (3/12/86)
 6, Winston Garland vs. Marquette (3/17/86)
 6, Basil Robinson vs. Marquette (3/17/86)
 6, Arnold Bernard vs. Coppin State (3/14/91)
 6, Deke Thompson vs. Houston (3/20/06)
 6, Tyler Chaney vs. San Diego State (3/14/07)

Turnovers

7, Arnold Bernard vs. Southern Ill. (3/18/91)
 6, Basil Robinson vs. Pittsburgh (3/12/86)
 6, Basil Robinson vs. Marquette (3/17/86)
 6, Arnold Bernard vs. Coppin State (3/14/91)

Blocked Shots

3, Chris Albright vs. St. Josephs (3/24/93)
 3, Tamarr Maclin vs. Rice (3/16/05)
 3, Donovan Clay, Isiah Mosley, at Oklahoma (3/15/22)

Steals

8, Winston Garland vs. Pittsburgh (3/12/86)
 4, Chris Ward vs. Pittsburgh (3/12/86)
 4, Basil Robinson at Florida (3/20/86)
 4, Blake Ahearn at Louisville (3/22/06)



Team, Single-Game NIT Records

Scoring

105, vs. Rice (3/16/05)
 89, vs. Murray State (3/15/11)
 83, vs. Marquette (3/17/86)
 77, vs. Southern Methodist (3/16/00)
 76, vs. Stanford (3/17/06)
 72, at Miami (Fla.) (3/21/11)
 72, at Oklahoma (3/15/22)
 71, vs. Davidson (3/19/05)
 70, at Jackson State (3/22/93)
 70, vs. San Diego State (3/14/07)

Points, Half

65, vs. Rice (3/16/05) 2nd
 51, vs. Murray State (3/15/11) (2nd)
 44, vs. Marquette (3/17/86) 2nd
 43, vs. Southern Methodist (3/16/00) 1st
 42, vs. Stanford (3/17/06) 1st

Points, Overtime Period

--

Fewest Points

48, at Mississippi (3/21/00)
 52, at Ala.-Birmingham (3/24/93)
 53, at Florida (3/20/86)
 56, vs. St. Josephs (3/18/93)
 56, at Louisville (3/22/06)

Fewest Points, Half

21, vs. St. Josephs (3/18/93) 1st

Field Goals

37, vs. Rice (3/16/05)
 29, vs. Southern Methodist (3/16/00)
 29, vs. Marquette (3/17/86)
 28, at North Carolina St. (3/12/97)
 27, vs. Murray State (3/15/11)

Fewest Field Goals

16, at Mississippi (3/21/00)

Field Goal Attempts

72, vs. Rice (3/16/05)
 69, vs. Southern Methodist (3/16/00)
 66, at Miami (Fla.) (3/21/11)
 65, vs. Davidson (3/19/05)
 64, at Oklahoma (3/15/22)

Fewest Field Goal Attempts

41, at Ala.-Birmingham (3/24/93)
 41, at Mississippi (3/21/00)

Field Goal Percentage

.580, vs. Marquette (29-50) (3/17/86)
 .551, vs. Murray State (27-49) (3/15/11)
 .538, at North Carolina St. (28-52) (3/12/97)
 .514, vs. Rice (37-72) (3/16/05)
 .510, vs. Pittsburgh (25-49) (3/12/86)
 .478, at Jackson State (22-46) (3/22/93)
 .467, vs. Houston (21-45) (3/20/06)
 .455, at Florida (25-55) (3/20/86)

Lowest Field Goal Percentage

.270, at Louisville (17-63) (3/22/06)
 .354, vs. St. Joseph's (17-48) (3/18/93)
 .369, vs. Davidson (24-64) (3/19/05)

Three-Point Field Goals

13, at Miami (Fla.) (3/21/11)
 9, vs. Rice (3/16/05)
 9, vs. Southern Methodist (3/16/00)
 9, at Oklahoma (3/15/22)
 8, vs. Murray State (3/15/11)
 7, at Ala.-Birmingham (3/24/93)
 7, vs. San Diego State (3/14/07)

Fewest Three-Point Field Goals

2, at Mississippi (3/21/00)
 3, vs. Houston (3/20/06)
(does not include games prior to 1987)

Three-Point Field Goal Attempts

29, at Miami (Fla.) (3/21/11)
 24, vs. Southern Methodist (3/16/00)
 24, at Oklahoma (3/15/22)

23, vs. San Diego State (3/14/07)
 19, vs. Rice (3/16/05)
 19, at Louisville (3/22/06)

Fewest Three-Point FG Attempts

10, at Mississippi (3/21/00)
 11, vs. Southern Ill. (3/18/91)
 11, at Jackson State (3/22/93)

Three-Point Field Goal Percentage (min. 6 3FG)

.545, at Jackson State (6-11) (3/22/93)
 .545, vs. Southern Ill. (6-11) (3/18/91)
 .474, vs. Rice (9-19) (3/16/05)
 .448, at Miami (Fla.) (13-29) (3/21/11)
 .444, vs. Murray State (8-18) (3/15/11)

Lowest Three-Point FG Percentage

.200, at Mississippi (2-10) (3/21/00)
 .214, vs. Houston (3-14) (3/20/06)
 .250, vs. Coppin State (4-16) (3/14/91)
 .250, vs. St. Josephs (4-16) (3/18/93)

Free Throws

28, vs. Stanford (3/17/06)
 27, vs. Murray State (3/15/11)
 25, vs. Marquette (3/17/86)
 22, vs. Rice (3/16/05)
 20, at Jackson State (3/22/93)

Fewest Free Throws

3, at Florida (3/20/86)
 6, at North Carolina St. (3/12/97)
 9, vs. Pittsburgh (3/12/86)
 9, at Miami (Fla.) (3/21/11)

Free Throw Attempts

38, vs. Stanford (3/17/06)
 34, at Jackson State (3/22/93)
 33, vs. Murray State (3/15/11)
 32, vs. Marquette (3/17/86)
 31, at Mississippi (3/21/00)

Fewest Free Throw Attempts

3, at Florida (3/20/86)
 10, at North Carolina St. (3/12/97)
 12, at Oklahoma (3/15/22)
 14, vs. Southern Methodist (3/16/00)

Free Throw Percentage (min. 12 FTA)

.917, at Oklahoma (11-12) (3/15/22)
 .818, vs. Murray State (27-33) (3/15/11)
 .781, vs. Marquette (25-32) (3/17/86)
 .773, at Louisville (17-22) (3/22/06)
 .739, vs. Southern Ill. (17-23) (3/18/91)
 .737, vs. Stanford (26-38) (3/17/06)

Lowest Free Throw Percentage (min. 12 FTA)

.452, at Mississippi (14-31) (3/21/00)
 .588, at Jackson State (20-34) (3/22/93)
 .600, vs. Pittsburgh (9-15) (3/12/86)
 .600, at Miami (Fla.) (9-15) (3/21/11)

Total Rebounds

48, vs. Southern Methodist (3/16/00)
 46, vs. Rice (3/16/05)
 45, vs. Houston (3/20/06)
 41, at Jackson State (3/22/93)
 40, vs. St. Josephs (3/18/93)
 40, vs. Davidson (3/19/05)
 39, at Louisville (3/22/06)
 38, vs. Southern Ill. (3/18/91)
 35, at Oklahoma (3/15/22)
 34, at Miami (Fla.) (3/21/11)
 33, vs. Stanford (3/17/06)

Offensive Rebounds

20, vs. Rice (3/16/05)
 18, vs. Southern Ill. (3/18/91)
 17, vs. Southern Methodist (3/16/00)
 16, at Louisville (3/22/06)
 16, at Miami (Fla.) (3/21/11)

Fewest Rebounds

19, vs. Pittsburgh (3/12/86)
 23, at North Carolina St. (3/12/97)
 24, at Ala.-Birmingham (3/24/93)

Personal Fouls

23, vs. Stanford (3/17/06)
 20, at Ala.-Birmingham (3/24/93)
 19, at North Carolina St. (3/12/97)
 19, vs. Davidson (3/19/05)
 19, vs. Murray State (3/15/11)

Fewest Personal Fouls

8, vs. Pittsburgh (3/12/86)
 10, vs. Houston (3/20/06)
 11, vs. Coppin State (3/14/91)
 11, at Oklahoma (3/15/22)

Assists

24, vs. Rice (3/16/05)
 18, vs. Southern Ill. (3/18/91)
 18, vs. Marquette (3/17/86)
 18, at Florida (3/20/86)
 17, vs. San Diego State (3/14/07)
 16, vs. Coppin State (3/14/91)
 16, vs. Murray State (3/15/11)

Fewest Assists

6, at Mississippi (3/21/00)
 8, at Oklahoma (3/15/22)
 11, vs. St. Josephs (3/18/93)
 12, at Ala.-Birmingham (3/24/93)
 12, at Louisville (3/22/06)

Turnovers

24, vs. Houston (3/20/06)
 17, vs. Southern Ill. (3/18/91)
 17, vs. San Diego State (3/14/07)
 14, vs. Marquette (3/17/86)
 14, at Florida (3/20/86)
 14, vs. Coppin State (3/14/91)
 14, vs. Stanford (3/17/06)
 14, at Mississippi (3/21/00)

Fewest Turnovers

7, at Miami (Fla.) (3/21/11)
 8, vs. Southern Methodist (3/16/00)
 9, vs. Murray State (3/15/11)
 10, at Jackson State (3/22/93)
 10, at Ala.-Birmingham (3/24/93)
 10, vs. St. Josephs (3/18/93)

Blocked Shots

6, vs. Rice (3/16/05)
 4, vs. Houston (3/20/06)
 4, vs. Davidson (3/19/05)
 4, vs. St. Josephs (3/18/93)
 4, at Oklahoma (3/15/22)
 3, vs. Stanford (3/17/06)
 3, at Mississippi (3/21/00)
 3, vs. Murray State (3/15/11)

Fewest Blocked Shots

0, vs. Marquette (3/17/86)
 0, at Florida (3/20/86)
 0, at Jackson State (3/22/93)
 0, at Louisville (3/22/06)

Steals

15, vs. Pittsburgh (3/12/86)
 12, vs. Stanford (3/17/06)
 12, at Louisville (3/22/06)
 11, vs. Rice (3/16/05)
 11, vs. San Diego State (3/14/07)
 9, vs. Marquette (3/17/86)

Fewest Steals

3, at Ala.-Birmingham (3/24/93)
 3, vs. Murray State (3/15/11)
 3, at Miami (Fla.) (3/21/11)
 4, at Jackson State (3/22/93)
 4, vs. Southern Methodist (3/16/00)



Individual, Single-Game Records

Scoring

29, Isiah Mosley vs. Valparaiso, 3/5/21
 28, Coleco Buie vs. Creighton, 3/1/97
 28, Allen Phillips Creighton, 2/28/99
 27, Danny Moore vs. Illinois State, 3/3/97
 27, Isiah Mosley, vs. Drake, 3/5/22
 26, Camryn Boone, vs. Evansville, 3/4/16
 26, Keandre Cook, vs. Valparaiso, 3/7/20
 25, Marcus Marshall vs. Wichita State, 3/8/13
 23, David Brewer vs. Tulsa, 3/3/91
 23, Jackie Crawford vs. Creighton, 3/7/92
 23, Allen Phillips vs. Southern Illinois, 3/5/00
 23, Kyle Weems vs. Evansville, 3/2/12
 22, Johnny Murdock vs. Southern Illinois, 3/5/94
 22, Alize Johnson, vs. Valparaiso, 3/1/18
 22, Terrance McGee vs. Evansville, 3/8/03
 21, Danny Moore vs. Indiana State, 2/27/99
 21, Scott Brakebill vs. Southern Illinois, 3/3/02
 21, Terrance McGee vs. Southern Illinois, 3/9/03
 21, Austin Ruder, vs. Illinois State, 3/7/14
 21, Chris Kendrix, vs. Drake, 3/3/16
 21, Jarrid Rhodes, vs. Southern Illinois, 3/2/18
 21, Gaike Prim, vs. Drake, 3/5/22
 20, Arnold Bernard vs. Tulsa, 3/3/91
 20, Andre Rigsby vs. Tulsa, 3/9/92
 20, Johnny Murdock vs. Illinois State, 3/3/95
 20, Coleco Buie vs. Creighton, 3/2/96
 20, Merrill Andrews vs. Northern Iowa, 3/8/04
 20, Blake Ahearn vs. Creighton, 3/3/07
 20, Kyle Weems vs. Wichita State, 3/5/09
 20, Adam Leonard vs. Southern Illinois, 3/4/11
 20, Alize Johnson, vs. Northern Iowa, 3/3/17
 20, Jarred Dixon, vs. Wichita State, 3/4/17
 20, Jarrid Rhodes, vs. Valparaiso, 3/1/18

Scoring, Half

19, Danny Moore vs. Illinois State, 3/3/07

Scoring by Teammates

48, Isiah Mosley 27 & Gaike Prim 21, vs. Drake, 3/5/22
 43, David Brewer, 23 & Arnold Bernard, 20 vs. Tulsa, 3/3/91

Minutes Played

47, Darryl Reid vs. Tulsa, 3/3/91 (2ot)
 45, Donovan Clay, vs. Drake, 3/5/22 (ot)
 45, Isiah Mosley, vs. Drake, 3/5/22 (ot)

Field Goals

12, Camryn Boone vs. Evansville, 3/4/16
 11, Isiah Mosley vs. Valparaiso, 3/5/21
 10, Andre Rigsby vs. Tulsa, 3/9/92
 9, David Brewer vs. Tulsa, 3/3/91
 9, Danny Moore vs. Illinois State, 3/3/97
 9, Coleco Buie vs. Creighton, 3/1/97
 9, Allen Phillips vs. Creighton, 2/28/99
 9, Merrill Andrews vs. Creighton, 3/6/04
 9, Isiah Mosley, vs. Drake, 3/5/22

Field Goal Attempts

21, Johnny Murdock vs. Southern Illinois, 3/5/94
 21, Johnny Murdock vs. Illinois State, 3/3/95
 21, Camryn Boone vs. Evansville, 3/4/16
 21, Isiah Mosley vs. Valparaiso, 3/5/21
 20, Isiah Mosley, vs. Drake, 3/5/22

Field Goal Percentage, min 5 FG

1.000, Eric Judd (5-5), vs. Drake, 3/4/00
 .857, Tony Graves (6-7), vs. Tulsa, 3/9/92
 .833, David Brewer (5-6), vs. Bradley, 3/2/91
 .833, Kevin Ault (5-6), vs. Creighton, 3/1/97
 .778, Deven Mitchell (7-9), vs. Creighton, 3/3/07
 .778, Gaike Prim (7-9), vs. Drake, 3/5/22

Field Goal Percentage, min 10 FGA

.750, David Brewer (9-12), vs. Tulsa, 3/3/91
 .750, Danny Moore (9-12), vs. Illinois State, 3/3/97
 .750, Merrill Andrews (9-12), vs. Creighton, 3/6/04

Three-Point Field Goals

6, Austin Ruder, vs. Illinois State, 3/7/14
 5, Johnny Murdock vs. Southern Illinois, 3/5/94
 5, Allen Phillips vs. Southern Illinois, 3/5/00
 5, Daniel Novak vs. Wichita State, 3/2/01
 5, Adam Leonard vs. Southern Illinois, 3/4/11
 5, Chris Kendrix vs. Drake, 3/3/16

Three-Point Field Goal Attempts

13, Johnny Murdock vs. Southern Illinois, 3/5/94

Date	Sd	Round	Opp. & Seed	Result
3/2/91	2	Qtrs	(7) Bradley	W 68-49
3/3/91		Semis	(3) Tulsa	W 82-80 (2ot)
3/5/91		Finals	(1) Creighton	L 52-68
3/7/92	3	Qtrs	(6) Creighton	W 75-69
3/8/92		Semis	(2) Illinois State	W 61-58 (ot)
3/9/92		Finals	(5) Tulsa	W 71-68
3/6/93	3	Qtrs	(6) Wichita State	W 72-57
3/7/93		Semis	(2) Southern Illinois	L 68-76
3/5/94	6	Qtrs	(3) Southern Illinois	L 50-52
3/3/95	7	Qtrs	(2) Illinois State	L 72-75
3/2/96	4	Qtrs	(5) Creighton	W 65-58
3/3/96		Semis	(1) Bradley	L 62-64
3/1/97	3	Qtrs	(7) Creighton	W 77-58
3/2/97		Semis	(2) Bradley	W 60-58
3/3/97		Finals	(1) Illinois State	L 72-75
2/28/98	3	Qtrs	(6) Evansville	W 60-59
3/1/98		Semis	(7) Bradley	W 67-58
3/2/98		Finals	(1) Illinois State	L 74-84
2/27/99	3	Qtrs	(6) Indiana State	W 79-78 (ot)
2/28/99		Semis	(2) Creighton	L 70-78
3/4/00	2	Qtrs	(10) Drake	W 62-50
3/5/00		Semis	(3) Southern Illinois	W 67-56
3/6/00		Finals	(4) Creighton	L 45-57
3/2/01	8	1st Rd.	(9) Wichita State	W 57-45
3/3/01		Qtrs	(1) Creighton	L 41-63
3/2/02	4	Qtrs	(5) Wichita State	W 72-59
3/3/02		Semis	(1) Southern Illinois	L 63-86
3/8/03	4	Qtrs	(5) Evansville	W 65-51
3/9/03		Semis	(1) Southern Illinois	L 55-64
3/6/04	5	Qtrs	(4) Creighton	W 84-75
3/7/04		Semis	(1) Southern Illinois	W 80-74
3/8/04		Finals	(2) Northern Iowa	L 74-79 (2ot)
3/5/05	5	Qtrs	(4) Northern Iowa	W 70-62
3/6/05		Semis	(1) Southern Illinois	W 65-61
3/7/05		Finals	(3) Creighton	L 57-75
3/3/06	3	Qtrs	(6) Northern Iowa	L 42-57
3/2/07	3	Qtrs	(6) Wichita State	W 67-64
3/3/07		Semis	(2) Creighton	L 58-75
3/6/08	7	1st Rd.	(10) Evansville	W 69-46
3/7/08		Qtrs	(2) Illinois State	L 58-63
3/5/09	10	1st Rd.	(7) Wichita State	L 46-59
3/4/10	7	1st Rd.	(10) Evansville	W 52-46
3/5/10		Qtrs	(2) Wichita State	L 63-73
3/4/11	1	Qtrs	(8) Southern Illinois	W 58-56
3/5/11		Semis	(5) Creighton	W 60-50
3/6/11		Finals	(3) Indiana State	L 56-60
3/2/12	6	Qtrs	(3) Evansville	L 64-72
3/7/13	7	1st Rd.	(10) Southern Illinois	W 61-53
3/8/13		Qtrs	(2) Wichita State	L 59-69
3/7/14	4	Qtrs	(5) Illinois State	W 53-48
3/8/14		Semis	(1) Wichita State	L 42-67
3/5/15	8	1st Rd.	(9) Southern Illinois	L 48-55
3/3/16	7	1st Rd.	(10) Drake	W 69-67
3/4/16		Qtrs	(2) Evansville	L 56-66
3/3/17	6	Qtrs	(3) Northern Iowa	W 70-64
3/4/17		Semis	(2) Wichita State	L 63-78
3/1/18	7	1st Rd.	(10) Valparaiso	W 83-79
3/2/18		Qtrs	(2) Southern Illinois	L 63-67
3/8/19	4	Qtrs	(5) Bradley	L 58-61
3/6/20	6	Qtrs	(3) Indiana State	W 78-51
3/7/20		Semis	(7) Valparaiso	L 82-89
3/5/21	3	Qtrs	(6) Valparaiso	W 66-55
3/6/21		Semis	(2) Drake	L 69-71
3/4/22	2	Qtrs	(7) Valparaiso	W 67-58
3/5/22		Semis	(3) Drake	L 78-79 (ot)

MSU is 34-31 in 32 MVC Tournament appearances.

12, Austin Ruder, vs. Illinois State, 3/7/14

Three-Point Field Goal Pct., min 3 3FG

1.000, Isiah Mosley (3-3), vs. Valparaiso, 3/7/20
 .800, Keaton Hervey (4-5), vs. Drake, 3/6/21
 .750, Kevin Ault (3-4), vs. Creighton, 3/1/97
 .750, Anthony Edwards (3-4), vs. Illinois State, 3/3/95
 .750, Jackie Crawford (3-4), vs. Creighton, 3/7/92

Free Throws

13, Marcus Marshall vs. Wichita State, 3/8/13
 11, Danny Moore vs. Bradley, 3/2/97
 10, Jarred Dixon, vs. Northern Iowa, 3/3/17

Free Throw Attempts

16, Marcus Marshall vs. Wichita State, 3/8/13
 13, Danny Moore vs. Bradley, 3/2/97
 12, Arnold Bernard vs. Tulsa, 3/3/91
 12, Danny Moore vs. Indiana State, 2/27/99

Free Throw Percentage, min. 6 FT

1.000, Jarred Dixon (10-10), vs. Northern Iowa, 3/3/17
 1.000, Terrance McGee (7-7), vs. Southern Ill., 3/9/03
 1.000, Danny Moore (6-6), vs. Bradley, 3/1/98
 1.000, Deven Mitchell (6-6), vs. Illinois State, 3/7/08
 1.000, Blake Ahearn (6-6), vs. Creighton, 3/3/07
 1.000, Blake Ahearn (6-6), vs. Southern Illinois, 3/6/05
 1.000, Robert Yanders (6-6), vs. Wichita State, 3/2/02
 1.000, William Fontleroy (6-6), vs. Creighton, 2/28/99
 1.000, Anthony Shavies (6-6), vs. Northern Iowa, 3/8/04
 1.000, Jarred Dixon (6-6), vs. Wichita State, 3/4/17
 1.000, Jarrid Rhodes (6-6), vs. Southern Illinois, 3/2/18
 1.000, Keandre Cook (6-6), vs. Valparaiso, 3/7/20

Total Rebounds

19, Alize Johnson, vs. Valparaiso, 3/1/18
 17, Alize Johnson, vs. Northern Iowa, 3/3/17
 17, Gaike Prim, vs. Valparaiso, 3/4/22
 15, Coleco Buie vs. Creighton, 3/2/96
 15, Gaike Prim vs. Drake, 3/6/21
 14, Clint Thomas vs. Illinois State, 3/3/95
 14, Ron Bruton vs. Southern Illinois, 3/5/00
 14, Drew Richards vs. Evansville, 3/6/08
 14, Keith Pickens, vs. Illinois State, 3/7/14
 13, Tamarr Maclin vs. Southern Illinois, 3/6/05
 12, Isiah Mosley vs. Valparaiso, 3/5/21
 11, Ken Stringer vs. Evansville, 2/28/98
 11, Ron Bruton vs. Indiana State, 2/27/99
 11, Ken Stringer vs. Indiana State, 2/27/99
 11, Nathan Bilyeu vs. Northern Iowa, 3/5/05
 11, Kyle Weems vs. Evansville, 3/4/10
 11, Jermaine Mallett vs. Creighton, 3/5/11
 11, Christian Kirk vs. Southern Illinois, 3/5/15
 11, Obediah Church, vs. Northern Iowa, 3/3/17
 11, Alize Johnson, vs. Southern Illinois, 3/2/18
 10, done 8 times last by Donovan Clay, vs. Drake, 3/5/22

Offensive Rebounds

8, Keith Pickens, vs. Illinois State, 3/7/14
 8, Alize Johnson, vs. Valparaiso, 3/1/18
 8, Gaike Prim vs. Drake, 3/6/21
 7, Alize Johnson, vs. Northern Iowa, 3/3/17
 6, done 5 times, last by Jermaine Mallett vs. Creighton, 3/5/11

Assists

8, Arnold Bernard vs. Bradley, 3/2/91
 8, Arnold Bernard vs. Tulsa, 3/3/91
 8, Ryan Bettenhausen vs. Creighton, 3/1/97
 8, Ryan Bettenhausen vs. Illinois State, 3/3/97
 8, William Fontleroy vs. Creighton, 2/28/99
 8, Demarcus Sharp vs. Drake, 3/6/21

Turnovers

7, Robert Yanders vs. Creighton, 3/3/01
 7, Merrill Andrews vs. Northern Iowa, 3/8/04
 7, Dorrian Williams vs. Southern Illinois, 3/5/15

Blocked Shots

4, Nathan Bilyeu vs. Creighton, 3/7/05
 4, Johnny Epps vs. Bradley, 3/3/96
 4, Scott Brakebill vs. Creighton, 3/3/01
 4, Tamarr Maclin vs. Creighton, 3/7/05
 4, Kyle Weems vs. Creighton, 3/5/11
 4, Gaike Prim vs. Drake, 3/6/21

Steals

5, Johnny Murdock vs. Southern Illinois, 3/5/94
 5, Kevin Ault vs. Southern Illinois, 3/5/00
 4, Daniel Novak vs. Wichita State, 3/2/01
 4, Merrill Andrew vs. Evansville, 3/8/03
 4, Anthony Shavies vs. Southern Illinois, 3/7/04
 4, Kyle Weems vs. Creighton, 3/5/11



Individual, Career Records

Scoring

124, Danny Moore, 1997-99 (8g)
 115, Kevin Ault, 1997-2000 (11g)
 113, Deven Mitchell, 2004-05, 2007-08 (10g)
 112, Kyle Weems, 2009-12 (7g)
 110, Johnny Murdock, 1992-95 (7g)
 100, Isiah Mosley, 2020-22 (6g)
 96, Coleco Buie, 1996-97 (5g)
 96, Gaige Prim, 2020-22 (6g)
 85, Blake Ahearn, 2004-07 (9g)
 82, Ben Kandlbinder, 1995-98 (9g)
 80, Jackie Crawford, 1992-93 (5g)
 79, Allen Phillips, 1999-2000 (5g)
 78, Scott Brakebill, 1999-2002 (9g)
 77, William Fontleroy, 1997-2000 (11g)
 75, Nathan Bilyeu, 2004-07 (9g)
 71, Terrance McGee, 2002-03 (4g)
 71, Tamarr Maclin, 2002-05 (10g)
 70, Jarred Dixon, 2017-19 (5g)
 67, Anthony Shavies, 2004-05 (6g)
 66, Jermaine Mallett, 2010-11 (5g)
 64, Merrill Andrews, 2003-04 (5g)
 64, Alize Johnson, 2017-18 (4g)

Points Per Game, min. 5 games

19.2, Coleco Buie, 1996-97 (96/5g)
 16.7, Isiah Mosley, 2020-22 (100/6g)
 16.0, Jackie Crawford, 1992-93 (80/5g)
 16.0, Kyle Weems, 2009-12, (112/7g)
 16.0, Gaige Prim, 2020-22 (96/6g)

Double-Figure Scoring Games

8, Kevin Ault, 1997-2000 (11g)
 7, Danny Moore, 1997-99 (8g)
 7, Kyle Weems, 2009-12 (7g)
 6, Deven Mitchell, 2004-05, 2007-08 (10g)
 6, Johnny Murdock, 1992-95 (7g)
 6, Gaige Prim, 2020-22 (6g)

20-Point Scoring Games

2, Terrance McGee, 2002-03
 2, Danny Moore, 1997-99
 2, Johnny Murdock, 1992-95
 2, Allen Phillips, 1999-2000
 2, Kyle Weems, 2009-12
 2, Alize Johnson, 2017-18
 2, Jarrid Rhodes, 2017-18
 2, Isiah Mosley, 2020-22

Games

11, Kevin Ault, 1997-2000
 11, William Fontleroy, 1997-2000
 10, Deven Mitchell, 2004-05, 2007-08
 10, Ryan Bettenhausen, 1996-99
 10, Tamarr Maclin, 2002-05

Rebounds

65, Deven Mitchell, 2004-05, 2007-08 (10g)
 58, Tamarr Maclin, 2002-05 (10g)
 57, Nathan Bilyeu, 2004-07 (9g)
 57, Gaige Prim, 2020-22 (6g)
 54, Alize Johnson, 2017-18 (4g)
 52, Kyle Weems, 2009-12, (7g)
 47, Danny Moore, 1997-99 (8g)
 45, Clint Thomas, 1992-95 (7g)
 42, Ben Kandlbinder, 1995-98 (9g)
 42, Obediah Church, 2016-18 (6g)
 40, Will Creekmore, 2009-11 (6g)
 40, Jermaine Mallett, 2010-11 (5g)
 38, Kevin Ault, 1997-2000 (11g)
 37, Coleco Buie, 1996-97 (5g)
 37, Isiah Mosley, 2020-22 (6g)

Rebounds Per Game, min 5 games

9.5, Gaige Prim, 2020-22 (6g)
 8.0, Jermaine Mallett, 2010-11 40/5g
 7.4, Kyle Weems, 2009-12, 52/7g
 7.4, Coleco Buie, 1996-97 37/5g
 7.0, Obediah Church, 2016-18/6g
 7.0, Ron Bruton, 1999-2000 35/5g

Offensive Rebounds

29, Deven Mitchell, 2004-05, 2007-08 (10g)
 26, Tamarr Maclin, 2002-05 (10g)
 24, Nathan Bilyeu, 2004-07 (9g)
 22, Gaige Prim, 2020-22 (6g)

20, Clint Thomas, 1992-95 (7g)
 20, Alize Johnson, 2017-18 (4g)

Minutes

308, Kevin Ault, 1997-2000 (11g)
 288, William Fontleroy, 1997-2000 (11g)
 279, Ben Kandlbinder, 1995-98 (9g)
 265, Deven Mitchell, 2004-05, 2007-08 (10g)
 255, Danny Moore, 1997-99 (8g)

Field Goals

42, Deven Mitchell, 2004-05, 2007-08 (10g)
 39, Johnny Murdock, 1992-95 (7g)
 38, Danny Moore, 1997-99 (8g)
 38, Isiah Mosley, 2020-22 (6g)
 37, Gaige Prim, 2020-22 (6g)

Field Goal Attempts

99, Kyle Weems, 2009-12 (7g)
 90, Johnny Murdock, 1992-95 (7g)
 89, Kevin Ault, 1997-2000 (11g)
 78, Isiah Mosley, 2020-22 (6g)
 78, Gaige Prim, 2020-22 (6g)

Field Goal Percentage, min. 5 games and 3FG/G

.627, Deven Mitchell (42-67), 2004-05, 2007-08 (10g)
 .567, Tony Graves (17-30), 1992-93 (5g)
 .558, Jermaine Mallett (22-48), 2010-11 (5g)
 .543, Rodney Perry (19-35), 1992-93 (5g)
 .500, Danny Moore (38-76), 1997-99 (8g)
 .500, Ben Kandlbinder (32-64), 1995-98 (9g)
 .500, Allen Phillips (26-52), 1999-2000 (5g)

Three-Point Field Goals

23, Kevin Ault, 1997-2000 (11g)
 18, Johnny Murdock, 1992-95 (7g)
 15, Kyle Weems, 2009-12 (7g)
 13, Allen Phillips, 1999-2000 (5g)
 12, Coleco Buie, 1996-97 (5g)
 12, Blake Ahearn, 2004-07 (9g)
 11, Adam Leonard, 2010-11 (5g)
 10, Ben Kandlbinder, 1995-98 (9g)
 10, Austin Ruder, 2014-17 (5g)
 10, Ryan Kreklow, 2016-19 (7g)
 10, Isiah Mosley, 2020-22 (6g)

Three-Point Field Goal Attempts

55, Kevin Ault, 1997-2000 (11g)
 44, Johnny Murdock, 1992-95 (7g)
 40, Blake Ahearn, 2004-07 (9g)
 39, Kyle Weems, 2009-12 (7g)
 38, Adam Leonard, 2010-11 (5g)



Kyle Weems' buzzer-beater against Southern Illinois in the 2011 quarterfinals helped push MSU to the Valley Tournament finals.

Three-Point FG Pct, min. 5 games and 0.75FG/G

.529, Ryan Bettenhausen (9-17), 1996-99 (10g)
 .529, Chris Kendrix (9-17), 2015-17 (5g)
 .500, Allen Phillips (13-26), 1999-2000 (5g)
 .444, Coleco Buie (12-27), 1996-97 (5g)
 .418, Kevin Ault (23-55), 1997-2000 (11g)

Personal Fouls

28, Tamarr Maclin, 2002-05 (10g)
 27, Danny Moore, 1997-99 (8g)
 24, Kevin Ault, 1997-2000 (11g)
 24, Monwell Randle, 2001-04 (9g)
 24, Nathan Scheer, 2011-14 (8g)

PF Disqualifications

2, Andre Rigsby, 1991-92 (6g)
 2, Monwell Randle, 2001-04 (9g)
 2, Nafis Ricks, 2010-11 (5g)
 2, Nathan Scheer, 2011-14 (8g)
 2, Jordan Martin, 2017 (2g)

Free Throws

48, Danny Moore, 1997-99 (8g)
 34, Nathan Bilyeu, 2004-07 (9g)
 29, Blake Ahearn, 2004-07 (9g)
 29, Deven Mitchell, 2004-05, 2007-08 (10g)
 26, Jackie Crawford, 1992-93 (5g)

Free Throw Attempts

60, Danny Moore, 1997-99 (8g)
 44, Nathan Bilyeu, 2004-07 (9g)
 35, Jackie Crawford, 1992-93 (5g)
 35, Rodney Perry, 1992-93 (5g)
 33, Tamarr Maclin, 2002-05 (10g)
 33, Deven Mitchell, 2004-05, 2007-08 (10g)

Free Throw Pct., min. 5 games and 2 FT/G

.936, Blake Ahearn (29-31), 2004-07 (9g)
 .923, Scott Brakebill (24-26), 1999-2002 (9g)
 .913, Terrance McGee (21-23), 2002-03 (4g)*
 .909, Jarred Dixon (20-22), 2017-19 (5g)
 .879, Deven Mitchell (29-33), 2004-05, 2007-08 (10g)
 .875, Allen Phillips (14-16), 1999-2000 (5g)
 .875, Isiah Mosley (14-16), 2000-22 (6g)
 .857, Kevin Ault (24-28), 1997-2000 (11g)

*does not meet minimum games, but included based on No. of attempts

Assists

33, Ryan Bettenhausen, 1996-99 (10g)
 27, William Fontleroy, 1997-2000 (11g)
 20, Jackie Crawford, 1992-93 (5g)
 19, Nathan Bilyeu, 2004-07 (9g)
 19, Alize Johnson, 2017-18 (4g)
 18, Arnold Bernard, 1991 (3g)
 16, Ben Kandlbinder, 1995-98 (9g)
 16, Terrance McGee, 2002-03 (4g)
 16, Anthony Shavies, 2004-05 (6g)

Assists Per Game, min 5 games

4.0, Jackie Crawford, 1992-93 (20/5g)
 3.5, Dequan Miller, 2016-17 (14/4g)
 3.3, Ryan Bettenhausen, 1996-99 (33/10g)
 2.8, Coleco Buie, 1996-97 (14/5g)
 2.7, Anthony Shavies, 2004-05 (16/6g)

Turnovers

20, Tamarr Maclin, 2002-05 (10g)
 18, Merrill Andrews, 2003-04 (5g)
 15, Johnny Murdock, 1992-95 (7g)
 15, Scott Brakebill, 1999-2002 (9g)
 15, Terrance McGee, 2002-03 (4g)

Blocked Shots

13, Tamarr Maclin, 2002-05 (10g)
 10, Kyle Weems, 2009-12 (7g)
 10, Obediah Church, 2016-18 (6g)
 9, Scott Brakebill, 1999-2002 (9g)
 9, Nathan Bilyeu, 2004-07 (9g)
 9, Drew Richards, 2005-08 (8g)
 9, Gaige Prim, 2020-22 (6g)

Steals

18, Kevin Ault, 1997-2000 (11g)
 12, Merrill Andrews, 2003-04 (5g)
 11, Deven Mitchell, 2004-05, 2007-08 (10g)
 11, Ben Kandlbinder, 1995-98 (9g)
 10, Tamarr Maclin, 2002-05 (10g)
 10, Anthony Shavies, 2004-05 (6g)
 10, Kyle Weems, 2009-12, (7g)



Team, Single-Game Records

Scoring

84, vs. Creighton, 3/6/04
 83, vs. Valparaiso, 3/1/18
 82, vs. Tulsa, 3/3/91
 82, vs. Valparaiso, 3/7/20
 80, vs. Southern Illinois, 3/7/04
 79, vs. Indiana State, 2/27/99
 78, vs. Indiana State, 3/6/20
 78, vs. Drake, 3/5/22 (ot)
 77, vs. Creighton, 3/1/97
 75, vs. Creighton, 3/7/92

Points, Half

55, vs. Creighton, 3/6/04, 2nd
 51, vs. Southern Illinois, 3/7/04, 2nd
 48, vs. Illinois State, 3/3/95, 2nd

Points, Overtime Period

12, vs. Northern Iowa, 3/8/04, 2ot
 11, vs. Northern Iowa, 3/8/04, 1ot
 10, vs. Drake, 3/5/22, 1ot

Fewest Points

41, vs. Creighton, 3/3/01
 42, vs. Northern Iowa, 3/3/06
 42, vs. Wichita State, 3/8/14
 45, vs. Creighton, 3/6/00

Fewest Points, Half

14, vs. Creighton, 3/3/01, 2nd

Field Goals

31, vs. Creighton, 3/6/04
 31, vs. Indiana State, 3/6/20
 30, vs. Valparaiso, 3/7/20
 30, vs. Drake, 3/5/22
 29, vs. Tulsa, 3/3/91

Fewest Field Goals

14, vs. Southern Illinois, 3/5/15
 15, vs. Northern Iowa, 3/3/06
 15, vs. Wichita State, 3/8/14

Field Goal Attempts

67, vs. Northern Iowa, 3/8/04
 65, vs. Illinois State, 3/2/98
 64, vs. Valparaiso, 3/1/18
 62, vs. Indiana State, 3/6/20
 62, vs. Valparaiso, 3/7/20

Fewest Field Goal Attempts

38, vs. Drake, 3/4/00
 39, vs. Wichita State, 3/6/93

Field Goal Percentage

.550, vs. Creighton (22-40), 3/7/92
 .544, vs. Creighton (31-57), 3/6/04
 .539, vs. Wichita State (21-39), 3/6/93
 .528, vs. Tulsa (28-53), 3/9/92
 .523, vs. Bradley (23-44), 3/1/98
 .521, vs. Creighton (25-48), 3/1/97
 .519, vs. Bradley (27-52), 3/3/96
 .508, vs. Drake (30-59), 3/5/22
 .500, vs. Illinois State (26-52), 3/3/97
 .500, vs. Drake (19-38), 3/4/00
 .500, vs. Indiana State (31-62), 3/6/20

Lowest Field Goal Percentage

.289, vs. Northern Iowa (15-52), 3/3/06
 .291, vs. Wichita State (16-55), 3/5/09
 .305, vs. Indiana State (18-59), 3/6/11
 .319, vs. Wichita State (15-47), 3/8/14
 .327, vs. Illinois State (18-55), 3/7/14

Three-Point Field Goals

10, vs. Illinois State, 3/3/95
 10, vs. Drake, 3/3/16
 10, vs. Valparaiso, 3/7/20
 8, vs. Creighton, 3/1/97
 8, vs. Creighton, 2/28/99
 8, vs. Southern Illinois, 3/5/00
 8, vs. Northern Iowa, 3/5/05
 8, vs. Indiana State, 3/6/11
 8, vs. Wichita State, 3/4/17
 8, vs. Valparaiso, 3/5/21

Fewest Three-Point Field Goals

2, vs. Illinois State, 3/8/92
 2, vs. Northern Iowa, 3/8/04
 2, vs. Southern Illinois, 3/6/05

Three-Point Field Goal Attempts

28, vs. Wichita State, 3/4/17
 27, vs. Indiana State, 3/6/11
 24, vs. Southern Illinois, 3/4/11
 23, vs. Illinois State, 3/2/98
 23, vs. Indiana State, 2/27/99
 23, vs. Valparaiso, 3/7/20

Fewest Three-Point FG Attempts

6, vs. Southern Illinois, 3/6/05
 7, vs. Creighton, 3/7/92
 7, vs. Illinois State, 3/8/92

Three-Point Field Goal Percentage, min. 6 3FG

.556, vs. Illinois State (10-18), 3/3/95
 .500, vs. Drake (10-20), 3/3/16
 .471, vs. Creighton (8-17), 3/1/97
 .467, vs. Wichita State (7-15), 3/2/01
 .462, vs. Drake (6-13), 3/4/00
 .462, vs. Evansville (6-13), 3/6/08

Lowest Three-Point FG Percentage

.154, vs. Northern Iowa (2-13), 3/8/04
 .167, vs. Wichita State (3-18), 3/5/09

Free Throws

27, vs. Southern Illinois, 3/7/04
 27, vs. Southern Illinois, 3/6/05
 26, vs. Creighton, 3/7/92
 25, vs. Northern Iowa, 3/3/17
 24, vs. Southern Illinois, 3/7/93

Fewest Free Throws

2, vs. Bradley, 3/3/96
 4, vs. Creighton, 3/3/01

Free Throw Attempts

40, vs. Creighton, 3/7/92
 37, vs. Bradley, 3/2/91
 32, vs. Southern Illinois, 3/7/04
 31, vs. Tulsa, 3/3/91
 31, vs. Wichita State, 3/6/93
 31, vs. Southern Illinois, 3/7/93
 31, vs. Southern Illinois, 3/6/05

Fewest Free Throw Attempts

3, vs. Bradley, 3/3/96
 5, vs. Creighton, 3/6/00
 9, vs. Creighton, 3/3/01
 9, vs. Valparaiso, 3/4/22

Free Throw Percentage, min. 12 FTA

.941, vs. Creighton (16-17), 2/28/99
 .871, vs. Southern Illinois (27-31), 3/6/05
 .867, vs. Evansville (13-15), 3/6/08
 .864, vs. Southern Illinois (19-22), 3/5/00
 .857, vs. Creighton (18-21), 3/3/07
 .846, vs. Indiana State (11-13), 3/6/20
 .844, vs. Southern Illinois (27-32), 3/7/04
 .833, vs. Northern Iowa (25-30), 3/3/17
 .826, vs. Wichita State (19-23), 3/2/02

Lowest Free Throw Percentage, min. 12 FTA

.460, vs. Bradley (17-37), 3/2/91
 .500, vs. Southern Illinois (6-12), 3/5/94
 .500, vs. Creighton (10-20), 3/2/96
 .500, vs. Evansville (8-16), 3/4/10

Total Rebounds

50, vs. Northern Iowa, 3/8/04
 50, vs. Northern Iowa, 3/3/17
 47, vs. Evansville, 3/6/08
 46, vs. Creighton, 3/2/96
 46, vs. Evansville, 3/4/10
 45, vs. Illinois State, 3/7/14
 45, vs. Valparaiso, 3/1/18
 45, vs. Indiana State, 3/6/20
 44, vs. Indiana State, 2/27/99
 43, vs. Valparaiso, 3/5/21

Offensive Rebounds

20, vs. Indiana State, 3/6/11

19, vs. Illinois State, 3/7/08
 19, vs. Illinois State, 3/7/14
 18, vs. Valparaiso, 3/1/18
 17, vs. Creighton, 3/2/96
 17, vs. Wichita State, 3/2/02
 17, vs. Northern Iowa, 3/5/05

Fewest Rebounds

22, vs. Evansville, 3/2/12
 23, vs. Creighton, 2/28/99
 24, vs. Creighton, 3/7/92
 24, vs. Wichita State, 3/8/13

Personal Fouls

32, vs. Northern Iowa, 3/8/04
 26, vs. Southern Illinois, 3/7/04
 26, vs. Evansville, 3/8/03
 26, vs. Southern Illinois, 3/7/93
 25, vs. Valparaiso, 3/7/20
 24, vs. Tulsa, 3/3/91
 24, vs. Creighton, 3/3/07

Fewest Personal Fouls

9, vs. Southern Illinois, 3/2/18
 11, vs. Bradley, 3/3/96
 11, vs. Evansville, 3/6/08

Assists

20, vs. Creighton, 3/1/97
 19, vs. Illinois State, 3/2/98
 18, vs. Bradley, 3/3/96
 17, vs. Creighton, 3/7/92
 17, vs. Illinois State, 3/3/97
 17, vs. Northern Iowa, 3/5/05
 17, vs. Wichita State, 3/2/07

Fewest Assists

4, vs. Southern Illinois, 3/7/93
 4, vs. Indiana State, 3/6/11
 5, vs. Creighton, 3/7/05
 5, vs. Wichita State, 3/8/13
 5, vs. Bradley, 3/8/19

Turnovers

24, vs. Creighton, 3/3/01
 17, vs. Illinois State, 3/8/92
 17, vs. Northern Iowa, 3/3/17
 16, vs. Bradley, 3/2/91
 16, vs. Creighton, 3/2/96
 16, vs. Southern Illinois, 3/9/03
 16, vs. Northern Iowa, 3/8/04
 16, vs. Southern Illinois, 3/5/15

Fewest Turnovers

3, vs. Creighton, 3/5/11
 5, vs. Southern Illinois, 3/7/93
 6, vs. Drake, 3/3/16

Blocked Shots

9, vs. Creighton, 3/7/05
 8, vs. Creighton, 3/3/01
 8, vs. Creighton, 3/5/11
 7, vs. Drake, 3/3/16
 7, vs. Drake, 3/6/21
 6, vs. Wichita State, 3/2/01
 6, vs. Valparaiso, 3/1/18

Fewest Blocked Shots

0, vs. Tulsa, 3/3/91
 0, vs. Illinois State, 3/3/95
 0, vs. Southern Illinois, 3/4/11
 0, vs. Southern Illinois, 3/5/15
 0, vs. Valparaiso, 3/7/20

Steals

10, vs. Wichita State, 3/6/93
 10, vs. Evansville, 2/28/98
 10, vs. Northern Iowa, 3/8/04
 10, vs. Wichita State, 3/2/07
 10, vs. Evansville, 3/6/08
 10, vs. Indiana State, 3/6/20

Fewest Steals

1, vs. Northern Iowa, 3/3/17
 2, vs. Valparaiso, 3/1/18
 2, vs. Valparaiso, 3/5/21
 2, vs. Drake, 3/6/21
 2, vs. Drake, 3/5/22





All-Time MVC Champions

Year	School	Rec.
1907-08	Kansas	4-0
1908-09	Kansas	6-2
1909-10	Kansas	7-1
1910-11	Kansas	9-3
1911-12*	Nebraska	12-0
	Kansas	6-6
1912-13	Nebraska	10-1
1913-14*	Kansas	13-1
	Nebraska	7-0
1914-15	Kansas	13-1
1915-16	Nebraska	12-0
1916-17	Kansas State	10-2
1917-18	Missouri	15-1
1918-19	Kansas State	10-2
1919-20	Missouri	17-1
1920-21	Missouri	17-1
1921-22	Missouri	15-1
	Kansas	15-1
1922-23	Kansas	16-0
1923-24	Kansas	15-1
1924-25	Kansas	15-1
1925-26	Kansas	16-2
1926-27	Kansas	11-2
1927-28	Oklahoma	18-0
1928-29	Washington University	7-0
1929-30	Creighton	6-2
	Washington University	6-2
1930-31	Creighton	5-3
	Oklahoma State	5-3
	Washington University	5-3
1931-32	Creighton	8-0
1932-33	Butler	9-1
1933-34	Butler	9-1
1934-35	Creighton	8-4
	Drake	8-4
1935-36	Creighton	8-4
	Oklahoma State	8-4
	Drake	8-4
1936-37	Oklahoma State	11-1
1937-38	Oklahoma State	13-1
1938-39	Oklahoma State	11-3
	Drake	11-3
1939-40	Oklahoma State	12-0
1940-41	Creighton	9-3
1941-42	Oklahoma State	9-1
	Creighton	9-1
1942-43	Creighton	10-0
1943-44+	Oklahoma State	27-6
1944-45+	Oklahoma State	27-4
1945-46	Oklahoma State	12-0
1946-47	Saint Louis	11-1
1947-48	Oklahoma State	10-0
1948-49	Oklahoma State	9-1
1949-50	Bradley	11-1
1950-51	Oklahoma State	12-2
1951-52	Saint Louis	9-1
1952-53	Oklahoma State	8-2
1953-54	Oklahoma State	9-1
1954-55	Tulsa	8-2
	Saint Louis	8-2
1955-56	Houston	9-3
1956-57	Saint Louis	12-2
1957-58	Cincinnati	13-1
1958-59	Cincinnati	13-1
1959-60	Cincinnati	13-1
1960-61	Cincinnati	10-2
1961-62	Cincinnati	10-2
1962-63	Cincinnati	11-1

Year	School	Rec.
1963-64	Wichita State	10-2
1964-65	Wichita State	11-3
1965-66	Cincinnati	10-4
1966-67	Louisville	12-2
1967-68	Louisville	14-2
1968-69	Louisville	13-3
1969-70	Drake	14-2
1970-71	Drake	9-5
1971-72	Louisville	12-2
1972-73	Memphis State	12-2
1973-74	Louisville	11-1
1974-75	Louisville	12-2
1975-76	Wichita State	10-2
1976-77	Southern Illinois	8-4
	New Mexico St.	8-4
1977-78	Creighton	12-4
1978-79	Indiana State	16-0
1979-80	Bradley	13-3
1980-81	Wichita State	12-4
1981-82	Bradley	13-3
1982-83	Wichita State	17-1
1983-84	Tulsa	13-3
	Illinois State	13-3
1984-85	Tulsa	12-4
1985-86	Bradley	16-0
1986-87	Tulsa	11-3
1987-88	Bradley	12-2
1988-89	Creighton	11-3
1989-90	Southern Illinois	10-4
1990-91	Creighton	12-4
1991-92	Illinois State	14-4
	Southern Illinois	14-4
1992-93	Illinois State	13-5
1993-94	Tulsa	15-3
1994-95	Tulsa	15-3
1995-96	Bradley	15-3
1996-97	Illinois State	14-4
1997-98	Illinois State	16-2
1998-99	Evansville	13-5
1999-00	Indiana State	14-4
2000-01	Creighton	14-4
2001-02	Creighton	14-4
	Southern Illinois	14-4
2002-03	Southern Illinois	16-2
2003-04	Southern Illinois	17-1
2004-05	Southern Illinois	15-3
2005-06	Wichita State	14-4
2006-07	Southern Illinois	15-3
2007-08	Drake	15-3
2008-09	Northern Iowa	14-4
	Creighton	14-4
2009-10	Northern Iowa	15-3
2010-11	Missouri State	15-3
2011-12	Wichita State	16-2
2012-13	Creighton	13-5
2013-14	Wichita State	18-0
2014-15	Wichita State	17-1
2015-16	Wichita State	16-2
2016-17	Wichita State	16-2
	Illinois State	16-2
2017-18	Loyola Chicago	15-3
2018-19	Loyola Chicago	12-6
	Drake	12-6
2019-20	Northern Iowa	14-4
2020-21	Loyola Chicago	16-2
2021-22	Northern Iowa	14-4

*1912 and 1914 division winners, no champion declared; +No league slate in 1943-44 and 1944-45

MVC Tournament Champions

Year	Championship Game Score (Site)
1977	Southern Illinois 82, West Texas State 69 (Wichita, Kan.)
1978	Creighton 54, Indiana State 52 (Omaha, Neb.)
1979	Indiana State 69, New Mexico State 59 (Terre Haute, Ind.)
1980	Bradley 62, West Texas State 59 (Peoria, Ill.)
1981	Creighton 70, Wichita State 64 (Omaha, Neb.)
1982	Tulsa 90, Illinois State 77 (Tulsa, Okla.)
1983	Illinois State 84, Tulsa 64 (Normal, Ill.)
1984	Tulsa 70, Creighton 68 (OT) (Tulsa, Okla.)
1985	Wichita State 84, Tulsa 82 (Tulsa, Okla.)
1986	Tulsa 74, Bradley 58 (Tulsa, Okla.)
1987	Wichita State 79, Tulsa 74 (OT) (Tulsa, Okla.)
1988	Bradley 83, Illinois State 59 (Peoria, Ill.)
1989	Creighton 79, Southern Illinois 77 (Wichita, Kan.)
1990	Illinois State 81, Southern Illinois 78 (Normal, Ill.)
1991	Creighton 68, Missouri State 52 (St. Louis)
1992	Missouri State 71, Tulsa 68 (St. Louis)
1993	Southern Illinois 70, Illinois State 59 (St. Louis)
1994	Southern Illinois 77, Northern Iowa 74 (St. Louis)
1995	Southern Illinois 77, Tulsa 62 (St. Louis)
1996	Tulsa 60, Bradley 46 (St. Louis)
1997	Illinois State 75, Missouri State 72 (St. Louis)
1998	Illinois State 84, Missouri State 74 (St. Louis)
1999	Creighton 70, Evansville 61 (St. Louis)
2000	Creighton 57, Missouri State 45 (St. Louis)
2001	Indiana State 69, Bradley 63 (St. Louis)
2002	Creighton 84, Southern Illinois 76 (St. Louis)
2003	Creighton 80, Southern Illinois 66 (St. Louis)
2004	UNI 79, Missouri State 74 (2ot) (St. Louis)
2005	Creighton 75, Missouri State 57 (St. Louis)
2006	Southern Illinois 59, Bradley 46 (St. Louis)
2007	Creighton 67, Southern Illinois 61 (St. Louis)
2008	Drake 79, Illinois State 49 (St. Louis)
2009	Northern Iowa 60, Illinois State 57 (ot) (St. Louis)
2010	Northern Iowa 67, Wichita State 52 (St. Louis)
2011	Indiana State 56, Missouri State 52 (St. Louis)
2012	Creighton 83, Illinois State 79 (ot) (St. Louis)
2013	Creighton 68, Wichita State 65 (St. Louis)
2014	Wichita State 83, Indiana State 69 (St. Louis)
2015	Northern Iowa 69, Illinois State 60 (St. Louis)
2016	Northern Iowa 56, Evansville 54 (St. Louis)
2017	Wichita State 71, Illinois State 51 (St. Louis)
2018	Loyola Chicago 65, Illinois State 49 (St. Louis)
2019	Bradley 57, Northern Iowa 54 (St. Louis)
2020	Bradley 80, Valparaiso 66 (St. Louis)
2021	Loyola Chicago 75, Drake 65 (St. Louis)
2022	Loyola Chicago 64, Drake 58 (St. Louis)

(St. Louis Tournament sites: Kiel Auditorium, 1991; The Arena, 1992-94; Enterprise Center, 1995-present)

MVC Tournament Records by Current Schools

School	Yrs.	W-L	Titles
Belmont	--	--	--
Bradley	43	38-39	1980-88-2019-20
Drake	44	23-43*	2008
Evansville	28	9-28	---
Illinois State	41	46-37	1983-90-97-98
Indiana State	42	27-39	1979-2001-11
Loyola Chicago	9	13-6	2018-21-22
Missouri State	32	34-31	1992
Murray State	--	--	--
Northern Iowa	30	27-24*	2004-09-10-15-16
Southern Illinois	43	37-38	1977-93-94-95-06
UIC	--	--	--
Valparaiso	5	5-5	---

* Does not include one "no contest" from 2021 Tournament





1998-99

Evansville*	13-5	23-10
Creighton*	11-7	22-9
Missouri State*	11-7	22-11
Bradley#	11-7	16-12
Southern Illinois	10-8	15-12
Indiana State	10-8	15-12
Illinois State	7-11	16-15
Wichita State	6-12	13-17
Northern Iowa	6-12	9-18
Drake	5-12	10-17

1999-2000

Indiana State*	14-4	22-10
Missouri State#	13-5	23-11
Southern Illinois#	12-6	20-13
Creighton*	11-7	23-10
Bradley	10-8	14-16
Evansville	9-9	18-12
Northern Iowa	7-11	14-15
Illinois State	5-13	10-20
Wichita State	5-13	12-17
Drake	4-14	11-18

2000-01

Creighton*	14-4	22-8
Illinois State#	12-6	21-9
Bradley#	12-6	19-12
Indiana State*	10-8	22-12
Southern Illinois	10-8	16-14
Evansville	9-9	14-16
Missouri State	8-10	13-16
Drake	8-10	12-16
Wichita State	4-14	9-19
Northern Iowa	3-15	7-24

2001-02

	MVC	Overall
Southern Illinois*	14-4	28-8
Creighton*	14-4	23-9
Illinois State	12-6	17-14
Missouri State	11-7	17-15
Wichita State	9-9	15-15
Drake	9-9	14-15
Northern Iowa	8-10	14-15
Bradley	5-13	9-20
Indiana State	4-14	6-22
Evansville	4-14	7-21

2002-03

Southern Illinois*	16-2	24-7
Creighton*	15-3	29-5
Wichita State#	12-6	18-12
Missouri State	12-6	17-12
Evansville	8-10	12-16
Bradley	8-10	12-18
Northern Iowa	7-11	11-17
Drake	5-13	10-20
Illinois State	5-13	8-21
Indiana State	2-16	7-24

2003-04

Southern Illinois*	17-1	25-5
Creighton#	12-6	20-9
Northern Iowa*	12-6	21-10
Wichita State	12-6	21-11
Missouri State	9-9	19-14
Bradley	7-11	15-16
Drake	7-11	12-16
Indiana State	5-13	9-19
Evansville	5-13	7-22
Illinois State	4-14	10-19

2004-05

Southern Illinois*	15-3	27-8
Wichita State#	12-6	22-10
Creighton*	11-7	23-11
Northern Iowa*	11-7	21-11
Missouri State#	10-8	19-13
Illinois State	8-10	17-13
Drake	7-11	13-16
Bradley	6-12	13-15
Evansville	5-13	11-17
Indiana State	5-13	11-20

2005-06

Wichita State*	14-4	26-9
Missouri State#	12-6	22-9
Southern Illinois*	12-6	22-11
Creighton#	12-6	20-10
Northern Iowa*	11-7	23-10
Bradley*	11-7	22-11
Drake	5-13	12-19
Evansville	5-13	10-19
Indiana State	4-14	13-16
Illinois State	4-14	9-19

2006-07

Southern Illinois*	15-3	29-7
Creighton*	13-5	22-11
Missouri State#	12-6	22-11
Bradley#	10-8	22-13
Northern Iowa	9-9	18-13
Wichita State	8-10	17-14
Drake	6-12	17-15
Illinois State	6-12	15-16
Evansville	6-12	14-17
Indiana State	5-13	13-18

2008-08

Drake*	15-3	28-5
Illinois State#	13-5	15-10
Southern Illinois#	11-7	18-15
Creighton#	10-8	22-11
Northern Iowa	9-9	18-14
Bradley %	9-9	21-17
Missouri State	8-10	17-16
Indiana State	8-10	15-16
Wichita State	4-14	11-20
Evansville	3-15	9-21

2008-09

Northern Iowa*	14-4	23-11
Creighton#	14-4	27-8
Illinois State#	11-7	24-10
Bradley*	10-8	21-15
Evansville^	8-10	17-14
Wichita State%	8-10	17-17
Southern Illinois	8-10	13-18
Drake^	7-11	17-16
Indiana State	7-11	11-21
Missouri State	3-15	11-20

2009-10

	MVC	Overall
Northern Iowa*	15-3	30-5
Wichita State#	12-6	25-10
Illinois State#	11-7	22-11
Creighton*	10-8	18-16
Indiana State%	9-9	17-15
Bradley	9-9	16-15
Missouri State^	8-10	24-12
Drake	7-11	14-19
Southern Illinois	6-12	15-15
Evansville	3-15	9-21

2010-11

Missouri State#	15-3	26-9
Wichita State#	14-4	29-8
Indiana State*	12-6	20-14
Northern Iowa^	10-8	20-14
Creighton%	10-8	23-16
Evansville%	9-9	16-16
Drake	7-11	13-18
Southern Illinois	5-13	13-19
Illinois State	4-14	12-19
Bradley	4-14	12-20

2011-12

Wichita State*	16-2	27-5
Creighton*	14-4	28-5
Missouri State	9-9	16-16
Illinois State#	9-9	20-13
Northern Iowa#	9-9	19-13
Drake^	9-9	17-15
Evansville%	9-9	16-15
Indiana State^	8-10	18-14
Southern Illinois	5-13	8-23
Bradley	2-16	7-25

2012-13

Creighton*	13-5	28-8
Wichita State*	12-6	28-8
Northern Iowa^	11-7	20-14
Evansville^	10-8	20-14
Indiana State#	9-9	18-15
Illinois State	8-10	18-15
Missouri State	7-11	11-22
Bradley^	7-11	18-16
Drake	7-11	15-17
Southern Illinois	6-12	14-17

2013-14

Wichita State*	18-0	35-1
Indiana State#	12-6	23-11
Northern Iowa	10-8	16-15
Missouri State^	9-9	20-13
Illinois State%	9-9	18-16
Southern Illinois	9-9	14-19
Bradley	7-11	12-20
Drake	6-12	15-16
Evansville	6-12	14-19
Loyola Chicago	4-14	10-22

2014-15

Wichita State*	17-1	30-5
Northern Iowa*	16-2	31-4
Indiana State	11-7	15-16
Illinois State#	11-7	22-13
Evansville^	9-9	24-12
Loyola Chicago%	8-10	24-13
Drake	6-12	9-22
Missouri State	5-13	11-20
Southern Illinois	4-14	12-21
Bradley	3-15	9-24

2015-16

Wichita State*	16-2	26-9
Evansville	12-6	25-9
Illinois State	12-6	18-14
Northern Iowa*	11-7	23-13
Southern Illinois	11-7	22-10
Indiana State	8-10	15-17
Missouri State	8-10	13-19
Loyola Chicago	7-11	15-17
Bradley	3-15	5-27
Drake	2-16	7-24

2016-17

Wichita State*	17-1	31-5
Illinois State#	17-1	28-7
Northern Iowa	9-9	14-16
Southern Illinois	9-9	17-16
Loyola Chicago	8-10	18-14
Missouri State	7-11	17-16
Bradley	7-11	13-20
Evansville	6-12	16-17
Indiana State	5-13	11-20
Drake	5-13	7-24

2017-18

Loyola Chicago*	15-3	32-6
Southern Illinois	11-7	20-13
Illinois State	10-8	18-15
Drake ^	10-8	17-17
Bradley	9-9	20-13
Indiana State	8-10	13-18
Missouri State	7-11	18-15
Evansville	7-11	17-15
Northern Iowa	7-11	16-16
Valparaiso	6-12	15-17

2018-19

Loyola Chicago#	12-6	20-14
Drake	12-6	24-10
Missouri State	10-8	16-16
Southern Illinois	10-8	17-15
Bradley*	9-9	20-15
Northern Iowa	9-9	16-18
Illinois State	9-9	17-16
Indiana State	7-11	15-16
Valparaiso	7-11	15-18
Evansville	5-13	11-21

2019-20

Northern Iowa	14-4	25-6
Loyola Chicago	13-5	21-11
Indiana State	11-7	18-12
Bradley	11-7	23-11
Indiana State	10-8	16-16
Missouri State	9-9	16-17
Valparaiso	9-9	19-16
Drake	8-10	20-14
Illinois State	5-13	10-21
Evansville	0-18	9-23

2020-21

Loyola Chicago*	16-2	26-5
Drake #	15-3	26-5
Missouri State	12-6	17-7
Indiana State	11-7	15-10
Northern Iowa	7-11	10-15
Evansville	7-11	9-16
Valparaiso	7-11	10-18
Bradley	6-12	12-16
Southern Illinois	5-13	12-14
Illinois State	4-14	7-18

2021-22

Northern Iowa #	14-4	20-12
Missouri State #	13-5	23-11
Drake	13-5	25-11
Loyola Chicago*	13-5	25-8
Bradley	11-7	17-14
Southern Illinois	9-9	16-15
Valparaiso	6-12	14-18
Illinois State	5-13	13-20
Indiana State	4-14	11-20
Evansville	2-16	6-24

*NCAA Tournament; # NIT Participant; % CBI Participant; ^ CIT Participant.



CBS

Date	Site	Opponent	Announcers
3/15/1987	N	Kansas	Verne Lundquist, Billy Cunningham
3/18/1988	N	UNLV	Jim Brant, Bill Raftery
3/20/1992	N	Michigan State	Tim Ryan, Digger Phelps
3/12/1999	N	Wisconsin	Verne Lundquist, Al McGuire
3/14/1999	N	Tennessee	Verne Lundquist, Al McGuire
3/19/1999	N	Duke	Verne Lundquist, Al McGuire
3/6/2011	N	Indiana State	Ian Eagle, Jim Spanarkle

CBS Sports Network (CSTV)

Date	Site	Opponent	Announcers
11/24/2006	N	Wisconsin	Carter Blackburn, Pete Gillen
11/25/2006	N	Oklahoma State	Carter Blackburn, Pete Gillen
11/29/2013	N	Texas A&M	Rich Walz, Steve Lappas
11/30/2013	N	Virginia	Rich Walz, Steve Lappas
2/18/2016	A	Wichita State	Brent Stover, Bob Wenzel
1/7/2017	H	Southern Illinois	Brent Stover, Bob Wenzel
2/9/2017	A	Wichita State	Brent Stover, Bob Wenzel
3/4/2017	N	Wichita State	Brent Stover, Bob Wenzel
1/4/2018	H	UNI	Brent Stover, Bob Wenzel
1/7/2018	A	Illinois State	Jerry Recco, Tim Doyle
2/3/2018	A	Loyola Chicago	Darren Goldwater, Bob Wenzel
1/23/2019	H	Loyola Chicago	Ben Holden, Tim Doyle
1/23/2020	H	Valparaiso	Brent Stover, Tim Doyle
2/22/2020	H	Loyola Chicago	Brent Stover, Tim Doyle
3/7/2020	N	Valparaiso	Tom McCarthy, Bob Wenzel
1/31/2021	H	Loyola Chicago	Daniel Waugh, Tim Doyle
3/6/2021	N	Drake	Rick Waltz, Bob Wenzel
12/4/2021	H	Brigham Young	John Sadak, Tim Doyle
1/5/2022	A	Bradley	Dave Ryan, Tim Doyle
1/8/2022	H	UNI	Dave Ryan, Tim Doyle
1/22/2022	A	Loyola Chicago	Chris Lewis, Tim Doyle
3/5/2022	N	Drake	John Sadak, Tim Doyle

ESPN

Date	Site	Opponent	Announcers
3/13/1987	N	Clemson	Verne Lundquist, Billy Cunningham
12/15/1988	A	Wichita State	John Paul Della Camera, Jim Gibbons
3/8/1989	H	Illinois-Chicago	Jim Kelly, Mike Rice
3/17/1989	N	Seton Hall	Barry Tompkins, Bruce Larson
3/15/1990	N	North Carolina	Rob Ortel, Ron Franklin
11/29/1990	H	Northern Iowa	Fred White, Jon Albright
3/5/1991	N	Creighton	John Paul Della Camera, Greg Starrick
12/31/1991	H	Fordham	Chris Lincoln, Dan Bonner
2/29/1992	H	Southern Illinois	Steve Zabriske, Jon Albright
3/9/1992	N	Tulsa	Barry Tompkins, Jon Albright
1/30/1993	H	Southern Illinois	Bob Carpenter, Terry Holland
1/8/1994	H	Tennessee State	Tom Mees, Jon Albright
1/1/1997	N	Cincinnati	Jim Durham, Bill Raftery
1/9/1997	A	Long Beach State	Craig Bolerjack, Derrek Dickey
3/3/1997	N	Illinois State	Ron Franklin, Jon Sundvold
1/9/1998	H	Butler	Dave Woloshin, Leo Rautins
2/15/1998	A	Illinois State	Dave Woloshin, Digger Phelps
3/2/1998	N	Illinois State	Ron Franklin, Jimmy Dykes
1/8/2000	H	TCU	--
2/19/2000	H	Bradley	--
3/6/2000	N	Creighton	--
3/8/2004	N	UNI	Bob Carpenter, Jimmy Dykes
3/7/2005	N	Creighton	--
1/22/2006	H	Wichita State	Bill Doleman, Chris Piper
2/7/2006	A	Southern Illinois	Bill Doleman, Chris Piper
3/22/2006	A	Louisville	Ron Franklin, Fran Fraschilla
3/21/2011	A	Miami (Fla.)	Lou Canellis, LaPhonso Ellis
3/1/2014	A	Wichita State	Rich Hollenberg, Mark Adams
3/15/2022	A	Oklahoma	Mark Neely, Fran Fraschilla

ESPN2

Date	Site	Opponent	Announcers
3/3/1996	N	Bradley	Ron Franklin, Jimmy Dykes
3/2/1997	N	Bradley	Ron Franklin, Jon Sundvold
12/12/1997	A	Idaho	--
2/24/2001	H	Indiana State	Bob Carpenter, Jimmy Dykes
2/18/2006	A	UW Milwaukee	Lou Canellis, Bob Wenzel
12/30/2006	A	Creighton	Dave Revsine, Doug Gottlieb
2/16/2007	A	Winthrop	Scott Graham, Mark Adams
1/8/2008	H	Wichita State	Bob Wischusen, Doug Gottlieb
2/7/2009	H	Southern Illinois	Jon Sciambi, Mark Adams
1/22/2011	H	Creighton	Dave O'Brien, Dan Dakich
2/19/2011	A	Valparaiso	Dave O'Brien, Dick Vitale
2/26/2011	H	Wichita State	Lou Canellis, Mark Adams
12/17/2013	A	Louisville	Bob Wischusen, Len Elmore
2/7/2015	A	Wichita State	Rich Hollenberg, Mark Adams
2/25/2017	H	Wichita State	Mitch Holthus, Mark Adams
2/6/2022	H	Loyola Chicago	Clay Matvick, Kevin Lehman

ESPN

Date	Site	Opponent	Announcers
1/7/2007	H	Wichita State	--
1/9/2007	H	Evansville	Mitch Holthus, Mac McCausland
2/6/2007	H	Illinois State	Dan McLaughlin, Larry Conley
2/20/2007	A	Wichita State	--
1/29/2008	A	Wichita State	Dan McLaughlin, Mac McCausland
2/19/2008	A	Creighton	Dan McLaughlin, Mac McCausland
1/25/2009	H	UNI	Dan McLaughlin, Mac McCausland
1/24/2010	A	Creighton	Dan McLaughlin, Mac McCausland
2/14/2010	A	Wichita State	Jim Barbar, Mac McCausland
1/9/2011	A	Wichita State	Dan McLaughlin, Mac McCausland
1/16/2011	A	Bradley	Dan McLaughlin, Mac McCausland
1/30/2011	H	UNI	Dan McLaughlin, Dave Kaplan
1/27/2011	H	Oklahoma State	Mitch Holthus, Reid Gettys
1/28/2012	A	UNI	Mitch Holthus, Dave Kaplan
2/18/2012	H	Old Dominion	Justin Kutcher, Ron Thompson
1/27/2013	H	Drake	Tom Ackerman, Nick Bahe
1/18/2014	A	UNI	Mitch Holthus, Tim Welsh
2/15/2014	H	UNI	Mitch Holthus, Rich Zvosec
2/22/2014	H	Indiana State	Mitch Holthus, Mark Adams
1/18/2015	A	UNI	Mitch Holthus, Mark Adams
2/15/2015	H	UNI	Mitch Holthus, Mark Adams
11/19/2015	N	Butler	Alvaro Martin, Corey Alexander
11/20/2015	N	Minnesota	Alvaro Martin, Corey Alexander
1/15/2017	A	Loyola Chicago	Wayne Randazzo, Mark Adams
1/27/2018	H	Southern Illinois	Chuckie Kempf, Kyle Macy
2/18/2018	H	Drake	Mitch Holthus, Malcolm Huckaby
11/19/2018	N	Nebraska	Clay Matvick, Jon Sundvold
2/17/2019	A	Loyola Chicago	Mitch Holthus, Malcolm Huckaby
11/21/2019	N	Miami (Fla.)	Richard Cross, Daymeon Fishback
11/22/2019	N	St. Joseph's	Richard Cross, Daymeon Fishback
11/24/2019	N	Buffalo	Richard Cross, Daymeon Fishback
2/16/2020	A	Indiana State	Robert Lee, Julianne Viani
1/15/2022	A	Valparaiso	Clay Matvick, Kevin Lehman
2/20/2022	A	UNI	Clay Matvick, Kevin Lehman

FOX College Sports

Date	Site	Opponent	Announcers
3/30/2010	H	Pacific	Dave Baker, Kyle Macy
11/23/2016	A	DePaul	Brandon Gaudin, Stephen Bardo
11/15/2019	A	Xavier	Matt Schumacker, Dickey Simpkins

FS1

Date	Site	Opponent	Announcers
12/22/2016	N	USC	Justin Kutcher, Steve Lavin
12/23/2016	N	DePaul	Justin Kutcher, Steve Lavin

Bally/FOX Sports Midwest (MVC Net.)

Date	Site	Opponent	Announcers
1/5/1997	H	Bradley	Mitch Holthus, Steve Schlanger
1/18/1997	A	Wichita State	Mitch Holthus, Tom Kosich
2/1/1997	H	Indiana State	Mitch Holthus, Jim Gibbons
2/22/1997	H	Wichita State	--
1/3/1998	N	Bradley	--
1/18/1998	H	Illinois State	--
1/10/1999	H	Creighton	--
1/31/1999	H	Wichita State	--
2/13/1999	A	Bradley	--
2/28/1999	N	Creighton	--
1/30/2000	A	Bradley	--
2/6/2000	H	Indiana State	--
2/28/2000	A	Southern Illinois	--
3/5/2000	N	Southern Illinois	--
12/9/2000	A	Evansville	--
1/21/2001	H	Bradley	--
2/26/2001	A	Creighton	--
12/30/2001	A	Evansville	--
2/2/2002	H	Illinois State	--
2/25/2002	H	Indiana State	--
12/29/2002	A	Illinois State	--
1/18/2003	A	Illinois State	--
2/15/2003	H	Indiana State	--
2/28/2003	H	Creighton	--
3/9/2003	N	Southern Illinois	--
3/1/2004	A	Bradley	--
1/18/2005	H	UNI	--
2/5/2005	A	Creighton	--
2/26/2005	H	Illinois State	--
2/28/2005	A	Evansville	--
3/5/2005	N	UNI	Dan McLaughlin, Mac McCausland
3/6/2005	N	Southern Illinois	--
1/14/2006	A	Wichita State	Mitch Holthus, Charlie Spoonhour
2/1/2006	H	Drake	Mitch Holthus, Charlie Spoonhour
2/11/2006	A	UNI	Mitch Holthus, Charlie Spoonhour

2/25/2006	H	Creighton	Dan McLaughlin, Charlie Spoonhour
3/3/2006	N	UNI	Dan McLaughlin, Mac McCausland
2/10/2007	A	UNI	--
12/30/2007	A	Southern Illinois	--
3/2/2007	N	Wichita State	--
3/3/2007	N	Creighton	Mitch Holthus, Charlie Spoonhour
1/20/2008	A	UNI	--
2/9/2008	H	UNI	--
3/7/2008	N	Illinois State	--
1/10/2009	A	UNI	Dan McLaughlin, Mac McCausland
2/14/2009	H	Indiana State	Scott Warmann, Charlie Spoonhour
1/19/2010	H	Indiana State	Mitch Holthus, Charlie Spoonhour
2/17/2010	A	Illinois State	Mitch Holthus, Charlie Spoonhour
3/5/2010	N	Wichita State	Mitch Holthus, Charlie Spoonhour
12/29/2010	A	UNI	Mitch Holthus, Mac McCausland
1/4/2011	A	Creighton	Mitch Holthus, Rich Zvosec
2/9/2011	H	Bradley	Mitch Holthus, Rich Zvosec
3/4/2011	N	Southern Illinois	Mitch Holthus, Mac McCausland
3/5/2011	N	Creighton	Dan McLaughlin, Rich Zvosec
12/28/2011	A	Creighton	Mitch Holthus, Mark Adams
3/2/2012	N	Evansville	John Rooney, Mark Adams
1/30/2013	A	Creighton	Scott Warmann, Mark Adams
2/9/2013	A	Wichita State	Scott Warmann, Rich Zvosec
2/12/2013	H	Indiana State	John Rooney, Mark Adams
3/7/2013	N	Southern Illinois	John Rooney, Mark Adams
3/8/2013	N	Wichita State	Mitch Holyhny, Rich Zvosec
1/25/2014	H	Southern Illinois	Tom Ackerman, Rich Zvosec
2/8/2014	A	Southern Illinois	John Rooney, Rich Zvosec
3/7/2014	N	Illinois State	John Rooney, Mark Adams
3/8/2014	N	Wichita State	John Rooney, Mark Adams
1/3/2015	H	Drake	John Rooney, Mark Adams
2/4/2015	H	Loyola Chicago	Mitch Holthus, Rich Zvosec
3/5/2015	N	Southern Illinois	Mitch Holthus, Rich Zvosec
12/5/2015	A	Oklahoma State	Mike Wolfe, Bryndon Manzer
1/2/2016	H	Evansville	John Rooney, Rich Zvosec
1/13/2016	H	Wichita State	Bruce Haertl, Bob Hull
2/6/2016	A	Evansville	John Rooney, Kevin Lehman
3/3/2016	N	Drake	John Rooney, Rich Zvosec
3/4/2016	N	Evansville	Mitch Holthus, Kevin Lehman
12/28/16	A	Northern Iowa	Scott Warmann, Kevin Lehman
12/31/16	H	Indiana State	John Rooney, Rich Zvosec
1/4/2017	A	Illinois State	Scott Warmann, David Kaplan
1/28/2017	A	Southern Illinois	John Rooney, Rich Zvosec
2/15/2017	H	Illinois State	John Rooney, Rich Zvosec
2/18/2017	A	Drake	Tom Ackerman, Adam Emmenecker
3/3/2017	N	Northern Iowa	John Rooney, Rich Zvosec
12/22/2017	H	Loyola Chicago	John Rooney, Rich Zvosec
1/20/2018	A	Drake	John Rooney, Adam Emmenecker
2/6/2018	A	Indiana State	Tom Ackerman, Rich Zvosec
2/14/2018	A	Southern Illinois	Mitch Holthus, Kevin Lehman
2/21/2018	H	Bradley	Scott Warmann, Rich Zvosec
3/1/2018	N	Valparaiso	John Rooney, Rich Zvosec
3/2/2018	N	Southern Illinois	Mitch Holthus, Kevin Lehman
1/26/2019	H	Bradley	John Rooney, Rich Zvosec
2/6/2019	H	Southern Illinois	Tom Ackerman, Danan Hughes
2/27/2019	A	Illinois State	Scott Warmann, Rich Zvosec
3/8/2019	N	Bradley	John Rooney, Rich Zvosec
1/4/2020	A	Loyola Chicago	Dan McLaughlin, Adam Emmenecker
1/11/2020	H	UNI	John Rooney, Rich Zvosec
1/29/2020	A	UNI	Brad Wells, Kevin Lehman
2/19/2020	A	Bradley	Tom Ackerman, David Kaplan
3/6/2020	N	Indiana State	John Rooney, Rich Zvosec
12/28/2020	A	Northern Iowa	Kevin Lehman, Brad Wells
1/26/2021	H	Drake	Dan McLaughlin, Rich Zvosec
2/10/2021	H	Southern Illinois	Scott Warmann, Rich Zvosec
3/5/2021	N	Valparaiso	Scott Warmann, Rich Zvosec
1/2/2022	H	Drake	John Rooney, Rich Zvosec
1/29/2022	H	Evansville	Tom Ackerman, Rich Zvosec
2/2/2022	A	Southern Illinois	John Rooney, Rich Zvosec
2/9/2022	A	Drake	Mitch Holthus, Adam Emmenecker
2/12/2022	H	Valparaiso	John Rooney, Rich Zvosec
3/4/2022	N	Valparaiso	Mitch Holthus, Kevin Lehman

PAC-12 Network

Date	Site	Opponent	Announcers
12/1/2018	A	Oregon State	Ann Schatz, Mary Murphy

**ABILENE CHRISTIAN****Missouri State leads 2-1**

12/29/50	N	W	75-63
1958-59	H	W	87-67
1965-66	N	L	58-63

ACORN ATHLETIC CLUB**Missouri State leads 4-0**

1/15/09	H	W	41-21
2/12/09	H	W	32-13
1910-11	H	W	41-21
1910-11	H	W	32-13

ADAMS STATE (COLO.)**Missouri State leads 1-0**

12/29/65	A	W	95-76
----------	---	---	-------

AIR FORCE**Air Force leads 2-1**

12/5/09	H	W	58-48
12/3/16	A	L	70-83
11/28/18	A	L	69-88

ALABAMA**Alabama leads 1-0**

12/22/07	N	L	73-81
----------	---	---	-------

ALABAMA A&M**Missouri State leads 2-1**

12/18/12	A	L	47-59
12/21/13	H	W	68-47
11/11/16	H	W	91-65

ALABAMA STATE**Missouri State leads 5-0**

12/1/52	A	W	96-62
12/10/87	H	W	75-71
11/30/06	H	W	89-49
11/10/19	H	W	59-50
11/13/21	H	W	78-60

ALABAMA-BIRMINGHAM**UAB leads 1-0**

3/24/93	A	L	52-61
---------	---	---	-------

ALASKA-ANCHORAGE**Alaska-Anchorage leads 3-1**

12/5/80	A	L	66-82
12/6/80	A	L	69-85
12/31/81	H	L	67-71
11/28/14	A	W	55-51

ALBANY STATE**Missouri State leads 1-0**

12/14/79	H	W	73-70
----------	---	---	-------

ALCORN STATE**Missouri State leads 1-0**

12/10/94	H	W	89-57
----------	---	---	-------

ARKANSAS**Arkansas leads 18-6**

1/18/24	A	W	38-31
1/19/24	A	L	21-22
12/22/27	H	W	45-33
1/4/30	H	W	40-21
12/18/31	H	L	38-41
2/22/32	A	L	19-37
1/4/34	A	L	14-21
1933-34	H	W	16-13
12/16/42	H	L	31-47
12/7/46	N	L	55-62
12/3/75	A	L	57-83
12/1/76	H	L	71-72
11/26/77	A	L	47-65
12/3/80	A	L	65-98
12/6/82	A	L	66-87
12/8/83	H	L	41-56
12/8/84	A	L	56-70
12/1/85	A	L	67-68
12/22/86	H	W	56-49
12/5/87	A	L	47-53
12/15/05	A	L	75-79
12/3/07	A	L	51-70
11/22/08	H	W	62-57
12/22/09	A	L (ot)	62-66

ARKANSAS STATE**Missouri State leads 23-10**

11/28/50	H	W	90-36
12/10/59	A	L	54-55
2/22/60	H	L	65-69
1/24/61	H	W	93-80
1/30/61	A	L	62-65
1965-66	N	W	72-71
12/9/67	H	W	72-53
1/2/68	A	W	71-66
1/2/69	H	W	92-62
1/20/69	A	W	90-67
12/18/69	A	W	80-74
1/5/70	H	W	88-72
12/16/70	H	L	56-74
2/3/71	A	L	62-89
1/7/82	A	L	53-57
12/11/82	A	L	58-65
1/10/83	H	W	62-60
1/5/84	A	L	49-56
2/25/84	H	W (ot)	53-50
2/18/85	A	W	75-62
12/21/87	H	W	65-57
12/13/89	A	L	67-71
11/26/91	H	W (ot)	70-69
12/18/02	H	W (ot)	72-65
11/26/05	A	W	97-80
12/22/05	H	W	84-55
12/6/08	H	W	52-47
12/12/09	A	W	75-64
11/16/10	N	W	80-71
12/22/10	H	W	77-70
11/15/11	A	W	77-46

12/18/18	A	L	63-71
12/11/19	H	W	75-53

ARKANSAS TECH**Missouri State leads 6-2**

3/13/54	N	W	75-61
12/14/54	H	L	69-70
12/17/55	A	W	75-70
1/13/56	H	W	66-62
1/4/57	A	L	62-71
1/29/57	H	W	84-70
1958-59	H	W	84-56
12/19/63	H	W	80-70

ARKANSAS-PINE BLUFF**Missouri State leads 3-0**

11/30/62	H	W	88-80
3/10/67	H	W	83-80
12/22/18	H	W	93-72

ASHLAND (OHIO) COLLEGE**Missouri State leads 1-0**

3/13/69	N	W	58-48
---------	---	---	-------

ATCHISON ALL-STAR**Missouri State leads 1-0**

3/16/34	N	W	28-20
---------	---	---	-------

AUBURN**Series tied 1-1**

11/14/08	A	L	60-75
11/16/09	H	W	73-62

AUGUSTANA (ILL.) COLLEGE**Missouri State leads 1-0**

11/23/91	H	W	81-55
----------	---	---	-------

AUSTIN (TEXAS) COLLEGE**Missouri State leads 1-0**

1/1/52	H	W	77-57
--------	---	---	-------

AUSTIN PEAY STATE**Missouri State leads 2-1**

1/3/83	A	L	45-62
2/7/83	H	W (2ot)	82-80
12/18/85	H	W	81-61

AVILA UNIVERSITY**Missouri State leads 1-0**

11/19/14	H	W	87-39
----------	---	---	-------

BAKER (KAN.) UNIVERSITY**Missouri State leads 3-1**

12/21/38	H	W	33-23
12/23/40	H	L	34-38
12/2/48	H	W	57-24
12/3/49	A	W	53-51

BAPTIST BIBLE COLLEGE (MO.)**Missouri State leads 1-0**

12/4/56	H	W	89-39
---------	---	---	-------

BAYLOR**Baylor leads 2-0**

12/28/40	A	L	35-54
12/30/41	A	L	33-37

BELLARMINE**Missouri State leads 1-0**

12/19/70	H	W	64-63
----------	---	---	-------

BELOIT (WIS.) COLLEGE**Beloit leads 1-0**

3/9/49	N	L	47-66
--------	---	---	-------

BENEDICTINE (KAN.)**Missouri State leads 5-1**

12/20/51	H	W	57-51
12/17/54	N	W	78-65
12/14/61	A	L	64-82
12/4/62	H	W	57-56
11/27/78	H	W	85-72
11/23/85	H	W	85-53

BETHANY (KAN.) COLLEGE**Missouri State leads 2-0**

1939-40	N	W	33-16
1941-42	H	W	42-34

BETHEL (KAN.) COLLEGE**Missouri State leads 1-0**

1/3/53	H	W	79-51
--------	---	---	-------

BETHUNE-COOKMAN**Missouri State leads 2-0**

12/20/89	H	W	85-51
12/19/07	H	W	63-49

BILLINGS (MO.) HIGH SCHOOL**Missouri State leads 2-0**

12/6/13	H	W	60-21
11/21/14	H	W	60-18

BOLIVAR (MO.) HIGH SCHOOL**Missouri State leads 1-0**

12/19/14	H	W	96-42
----------	---	---	-------

BOWLING GREEN STATE**Missouri State leads 2-0**

12/31/96	N	W	76-73
12/6/97	H	W	86-71

BRADLEY**Missouri State leads 43-25**

1/28/91	A	W	62-60
2/16/91	H	W	73-60
3/2/91	N	W	68-49
1/27/92	H	W	51-37
2/20/92	A	W	62-54
1/14/93	A	L	46-51
2/9/93	H	W	63-49
1/22/94	A	L	57-70
2/21/94	H	W	75-45
2/4/95	A	W	68-65
1/13/96	A	W	61-58
2/7/96	H	L	57-68
3/3/96	N	L	62-64
1/5/97	H	W	56-48
1/25/97	A	L	48-70
3/2/97	N	W	60-58
1/6/98	A	L	62-63
2/18/98	H	L (ot)	65-69
3/1/98	N	W	67-58
1/13/99	H	W	83-78
2/13/99	A	W	61-48
1/30/00	A	L	57-70
2/19/00	H	W	69-61
1/2/01	A	L	51-64
1/21/01	H	W	63-47
1/10/02	H	L	60-64
2/20/02	A	W	51-49
1/4/03	H	W	67-45
2/22/03	A	W	54-52
1/21/04	H	W	52-45
3/1/04	A	L	72-79
1/5/05	A	L	70-81
2/9/05	H	W	80-66
1/25/06	A	L	76-86
2/4/06	H	W	70-62

1/1/07	A	W	86-78
1/27/07	H	W	85-70
1/2/08	H	W	91-80
2/6/08	A	L	71-83
1/3/09	H	L	57-63
2/17/09	A	L	60-71
1/9/10	H	W	88-69
1/16/10	A	L	56-74
1/16/11	A	W	78-67
2/9/11	H	W	77-69
1/21/12	A	W	51-48
2/12/12	H	W	64-53
1/19/13	A	L	66-69
3/2/13	H	W	64-56
1/8/14	A	W	68-65
2/1/14	H	W	74-61
1/24/15	A	L	59-61
2/25/15	H	W (3ot)	80-77
1/16/16	A	W	61-42
2/2/16	H	W	77-71
1/21/17	H	W	76-62
2/22/17	A	L	68-77
1/23/18	A	L	52-72
2/21/18	H	L	78-82
1/12/19	A	W	69-64
1/26/19	H	W	55-37
3/8/19	N	L	58-61
1/15/20	H	L	78-91
2/19/20	A	L (ot)	79-83
2/13/21	H	W	80-58
2/14/21	H	W	72-57
1/5/22	A	W	71-69
2/23/22	H	W	83-67

BRANDEIS (MASS.) UNIVERSITY**Missouri State leads 1-0**

1/5/71	N	W	97-76
--------	---	---	-------

BRIGHAM YOUNG**BYU leads 2-1**

12/14/84	A	L	46-66
1/6/87	A	W (ot)	62-61
12/4/21	H	L	68-74

BUFF



CAL STATE SONOMA

Missouri State leads 1-0

12/12/73 H W 95-84

CAMERON

Missouri State leads 1-0

12/4/13 H W 81-57

CAMP CROWDER (MO.)

Series tied 1-1

1942-43 A L 30-32

1942-43 H W 36-32

CAMP PIKE (MO.)

Missouri State leads 1-0

2/18/20 H W 40-22

CENTENARY (LA.)

Missouri State leads 6-0

12/20/46 H W 53-51

12/23/47 A W 52-37

2/17/48 H W 47-38

12/17/51 H W 84-62

1958-59 H W 75-62

12/3/94 H W 68-59

CENTRAL ARKANSAS

Missouri State leads 11-2

2/16/37 A W 44-31

1936-37 H W 29-25

1/3/47 A W 43-31

1/4/47 A L 33-35

2/3/47 H W 50-33

2/5/47 H W 48-36

12/4/56 H W 63-62

12/9/57 H W 89-52

12/28/60 N L 64-71

12/30/81 H W 85-66

12/13/08 H W 63-46

12/4/10 H W 101-61

12/18/21 H W 106-70

CENTRAL METHODIST (MO.)

Missouri State leads 11-6

2/1/16 H W 45-25

2/3/16 H L 15-45

2/7/16 A W 31-28

2/19/18 A W 58-24

2/17/20 H W 44-14

2/24/20 A W 30-16

1921-22 H L 46-47

1939-40 A W 30-24

2/9/42 H W 44-36

3/6/50 A L 37-58

3/8/50 H L 38-39

1951-52 A L 50-53

1951-52 H W 66-41

1951-52 H W 61-51

3/2/54 H W 93-78

3/4/54 A L 66-76

3/5/54 A W 84-61

CENTRAL MICHIGAN

Missouri State leads 2-0

2/23/08 H W 90-76

11/17/08 A W 60-57

CENTRAL MISSOURI

Central Missouri leads 69-64

3/1/09 A L 26-42

2/28/10 A L 18-41

1910-11 H L 26-42

1917-18 A W 47-16

1/14/20 H W 51-27

2/25/20 A L 36-47

2/13/24 H W 47-17

2/14/24 H W 33-25

2/5/25 A L 24-32

2/6/25 A L 29-46

2/4/26 H W 39-26

2/19/26 A W 37-19

1/20/27 H L 28-30

1/21/27 H W 40-27

2/11/27 A L 28-34

1/26/28 A W 38-25

1/27/28 A W 29-27

2/16/28 H W 57-21

2/8/29 A L 29-44

2/9/29 A L 28-36

2/18/29 H W 57-47

2/19/29 H L 31-38

1/17/30 H L 32-45

1/18/30 H L 23-33

2/28/30 A L 28-31

3/1/30 A L 31-33

2/26/31 H W 33-32

3/1/31 A W 31-20

1/29/32 A W 30-22

2/27/32 H W 36-17

1/14/33 H W 29-22

2/24/33 A L 26-36

1933-34 A W 24-23

1/13/34 H W 21-16

2/8/35 A L 19-26

1934-35 H W 32-26

12/16/35 A L 31-45

1935-36 N L 29-42

1/17/36 H L 16-28

2/28/36 A L 27-44

1/28/37 H L 29-38

2/26/37 A L 28-51

1937-38 A L 33-34

1937-38 H L 28-43

2/10/39 H L 35-39

2/24/39 A L 35-45

1/19/40 A L 16-20

2/9/40 H L 36-38

2/11/41 A L 23-46

2/28/41 H L 22-51

1/16/42 H L 31-50

2/24/42 A L 36-41

1942-43 A W 40-31

1942-43 H W 37-23

1945-46 H L 37-38

2/22/46 A L 30-43

1/24/47 A W 45-39

1/31/47 H L (ot) 30-33

1/23/48 A L 32-33

2/6/48 H W 44-39

1/7/49 H W 50-42

1/21/49 A W 43-32

1/27/50 H W 53-45

2/14/50 A L 36-38

1/13/51 A L 46-52

1/30/51 H L 58-59

1/5/52 A W 60-56

1/23/52 H W 65-56

1/23/53 H W 71-57

2/21/53 A L (4ot) 86-87

1/15/54 A W 63-58

2/20/54 H W 71-53

1/13/55 H W 71-59

2/16/55 A L 50-53

1/10/56 A L 64-69

2/17/56 H W 61-56

1/22/57 H L 51-53

2/15/57 A L 61-66

1/10/58 A W 54-41

1/31/58 H W 68-56

1958-59 A W 73-62

1958-59 H W 71-59

1/26/60 H W 76-48

2/16/60 H W 69-57

12/29/60 A L 63-72

1/21/61 H L 60-63

2/25/61 A L 70-75

2/3/62 A L 55-56

2/24/62 H W 69-65

12/29/62 N L (3ot) 79-82

1/12/63 A L 63-91

2/23/63 H L 72-73

1/18/64 H L 52-68

2/25/64 A W (ot) 81-77

12/23/64 N L 70-73

1/30/65 A W 78-63

2/20/65 H L 72-73

1/8/66 A W 61-60

1/29/66 H W 66-65

1/7/67 H W 76-55

1/28/67 A W 59-51

1/13/68 A W 78-77

1/27/68 H W 88-58

1/11/69 H W 85-71

1/25/69 A L (ot) 82-83

1/24/70 H L 65-82

2/14/70 A W 89-74

1/16/71 A L 72-74

1/30/71 H L 58-81

1/15/72 H W 74-70

1/29/72 A W 76-67

1/13/73 A L 60-67

2/10/73 H W 69-64

1/12/74 H W 92-90

2/9/74 A L 77-84

1/11/75 A L (ot) 97-106

2/8/75 H W 130-106

1/10/76 H L 52-53

2/7/76 A W 72-71

1/15/77 A L 62-90

2/12/77 H L 71-75

1/6/78 H W 77-68

2/6/78 H W 89-66

2/18/78 A W 73-72

1/6/79 H W 79-66

2/5/79 A L 78-91

2/17/79 H W 89-75

2/4/80 H W 80-66

2/16/80 A L 84-92

2/2/81 A L 68-73

2/14/81 H W 81-75

12/21/81 H W 101-74

1/30/82 A L 53-61

CENTRAL OKLAHOMA

Missouri State leads 11-3

1935-36 N W 23-22

12/29/38 N W 31-29

12/16/48 H W 46-40

12/17/48 H W 39-28

12/30/50 N W 77-57

12/8/55 H W 83-80

12/14/56 H W 77-69

12/18/57 H W 66-57

12/17/58 H W 70-64

12/1/60 H L 77-78

12/12/61 H W 73-70

12/3/62 H L (ot) 75-76

12/17/65 H W 84-59

1/3/67 A L 70-92

CENTRAL WASHINGTON

Missouri State leads 1-0

12/30/66 N W 75-74

CENTRAL WESLEYAN (MO.)

Missouri State leads 4-0

1/25/17 H W 55-28

2/27/13 H W 19-10

2/14/20 H W 55-31

1920-21 H W 54-29

CHADRON STATE (NEB.)

Missouri State leads 1-0

1951-52 N W 87-66

CHAMINADE (HAWAII)

Missouri State leads 1-0

12/8/86 H W 78-54

CHEYNEY STATE (PA.)

Cheyney State leads 1-0

12/8/78 H L 48-51

CHICAGO STATE

Missouri State leads 2-1

1/28/82 H W 84-62


2/20/82 A L 73-75

12/19/16 H W 66-46

CINCINNATI


Cincinnati leads 1-0

1/1/97 N L 60-101



Daryl Garrison

THE CITADEL



Jerry Anderson

1/12/22	H	W	53-30
1921-22	H	W	46-26
1/11/23	H	W	38-23
1/13/23	H	W	23-19
1/14/39	A	W	25-12
1/13/40	H	L	21-25

DANA (NEB.) COLLEGE**Missouri State leads 1-0**

11/26/84	H	W	71-32
----------	---	---	-------

DAVIDSON**Davidson leads 1-0**

3/19/05	H	L	71-82
---------	---	---	-------

DELAWARE STATE**Missouri State leads 1-0**

11/19/06	H	W	77-54
----------	---	---	-------

DELTA STATE (MISS.)**Series tied 1-1**

1/4/82	A	L (ot)	66-68
2/18/82	H	W	44-37

DEPAUL**Series tied 1-1**

11/23/16	A	L	66-68
12/23/16	N	W	69-58

DEPAUW (IND.) UNIVERSITY**Missouri State leads 1-0**

1936-37	H	W	41-24
---------	---	---	-------

DETROIT**Series tied 1-1**

11/20/04	A	L	65-76
12/10/05	H	W	85-71

DRAKE**Missouri State leads 46-22**

11/28/86	N	L	62-74
1/14/91	A	L	85-87
2/14/91	H	W	104-81
1/23/92	A	W	63-41
2/4/92	H	W	55-40
2/18/93	A	W	71-67
3/1/93	H	W	82-67
1/15/94	A	L	63-76
2/26/94	H	W	62-52
1/18/95	H	W	80-66
2/18/95	A	L	75-76
2/19/96	A	W	84-81
12/21/96	H	W	79-57
1/12/97	A	W	87-82
1/28/98	A	W	70-45

2/21/98	H	W	79-50
1/16/99	H	W	91-47
1/27/99	A	W	90-85
2/10/00	H	W	61-51
2/23/00	A	W	55-47
3/4/00	N	W	62-50
1/13/01	A	L	62-73
2/21/01	H	L	61-73
2/6/02	H	W	65-51
2/23/02	A	L	61-68
1/8/03	A	W (2ot)	74-72
1/28/03	H	W	65-45
1/25/04	A	W	51-50
2/17/04	H	W	68-59
1/22/05	A	W	87-76
2/12/05	H	W	85-78
1/1/06	A	W	85-79
2/1/06	H	W	84-59
1/31/07	A	W (ot)	87-82
2/24/07	H	W	92-74
1/12/08	A	L	54-65
2/26/08	H	W	86-83
12/31/08	A	L	49-67
1/21/09	H	W	65-44
1/12/10	A	L	77-88
2/24/10	H	W	75-59
1/25/11	A	W	73-70
2/15/11	H	W	60-51
12/31/11	H	W	72-61
2/4/12	A	W	57-39
1/5/13	A	W	77-65
1/27/13	H	W	78-72
1/29/14	A	L	74-84
2/12/14	H	W	69-63
1/3/15	H	W	62-37
2/22/15	A	L	43-78
1/20/16	A	W	79-70
2/24/16	H	W	61-52
3/3/16	N	W	69-67
1/24/17	H	L (ot)	71-72
2/18/17	A	W	76-73
1/20/18	A	L	58-61
2/18/18	H	L	63-67
1/20/19	A	L	63-74
3/2/19	H	L	62-73
1/26/20	A	L	69-71
2/12/20	H	W	97-62
1/26/21	H	L	61-68
1/27/21	H	L	73-78
3/6/21	N	L	69-71
1/2/22	H	W	61-56
2/9/22	A	W	66-62

3/5/22	N	L (ot)	78-79
--------	---	--------	-------

DRURY UNIVERSITY**Missouri State leads 18-17**

1/29/09	H	W	34-28
2/19/09	H	L	24-33
3/5/09	H	W	37-17
1/21/10	A	L	9-14
2/4/10	H	L	21-29
1910-11	H	W	34-28
1910-11	H	L	24-33
1910-11	H	W	37-17
2/11/14	A	L	25-40
1/18/15	A	L	27-42
2/10/15	H	L	15-32
3/3/15	A	L	24-34
3/8/15	H	L	33-46
2/29/16	H	W	39-18
3/16/16	A	W	28-20
2/20/17	A	W	37-32
3/8/17	H	L	27-28
1916-17	H	L	26-36
1/28/18	H	W	27-23
1917-18	A	L	44-46
1920-21	A	W	33-15
1920-21	H	W	44-21
1921-22	H	W	32-28
2/21/22	A	W	42-31
1/23/23	A	L	19-23
2/20/23	H	W	27-20
12/11/76	H	W	76-74
12/10/77	A	L	70-83
1/7/78	H	L	69-84
2/22/79	H	W	82-77
2/14/80	A	L	59-65
2/19/81	H	L (ot)	96-97
2/15/82	A	W	66-62
2/17/83	H	W	78-73
2/18/84	H	W	61-41

DUKE**Duke leads 1-0**

3/19/99	N	L	61-78
---------	---	---	-------

DUQUESNE**Missouri State leads 1-0**

11/21/97	N	W	88-67
----------	---	---	-------

EAST CAROLINA**Series tied 1-1**

1/4/95	H	W	51-38
12/23/95	A	L (ot)	59-62

EAST CENTRAL (OKLA.) UNIV.**Series tied 3-3**

12/29/41	A	L	36-40
1942-43	A	L	39-61
12/13/42	H	W	44-42
12/14/42	H	L	44-46
12/16/47	H	W	65-47
12/22/47	N	W	65-47

EAST TENNESSEE STATE (ETSU)**Series tied 2-2**

3/8/54	N	W	77-72
1/1/55	A	L	55-60
12/29/88	N	W	72-68
11/23/21	N	L	76-77

EASTERN ILLINOIS**Missouri State leads 20-8**

12/28/59	A	W	90-58
1/31/72	H	L	64-87
2/16/72	A	W	93-88
12/7/77	H	W	61-60
12/2/78	A	W	68-67
12/1/79	A	L	61-71
1/24/80	H	L	70-84
1/5/81	H	W	71-67
1/28/81	A	W	69-68
2/21/83	H	W	82-75
3/5/83	A	L	67-82
2/13/84	H	W	53-52
3/3/84	A	W (ot)	78-73
1/19/85	A	L	46-50
2/16/85	H	W	87-80

3/10/85	A	L	64-75
1/20/86	H	L	67-68
2/17/86	A	W	74-72
3/7/86	H	L	67-71
1/26/87	H	W	87-46
2/21/87	A	W	56-54
1/25/88	A	W	57-55
2/20/88	H	W	76-56
1/21/89	A	W	82-79
2/18/89	H	W	76-68
1/27/90	H	W	88-55
2/24/90	A	W	67-64
11/14/14	H	W	64-53

EASTERN MICHIGAN**Missouri State leads 2-1**

11/22/09	H	W	75-61
2/23/13	A	W	57-54
12/20/14	H	L	65-77

EASTERN NEW MEXICO**Series tied 1-1**

12/16/50	H	W	58-45
12/12/69	H	L	59-71

COLLEGE OF EMPORIA (KAN.)**Series tied 1-1**

1934-35	N	L	23-27
12/31/47	A	W	68-33

EMPORIA STATE (KAN.)**Missouri State leads 12-5**

1/1/48	N	L	22-52
12/12/49	H	W	48-42
1/23/50	A	L	46-50
12/3/57	H	W	75-74
12/8/62	H	L	75-79
1/30/64	A	L	65-85
12/12/64	H	W	77-63
12/4/65	A	W	70-60
12/1/66	H	W	84-71
1/24/68	H	W	84-61
3/1/68	A	W	63-53
11/30/68	A	W	73-57
12/10/68	H	W	75-74
12/3/69	H	W	83-61
12/1/70	A	L	57-58
12/1/71	H	W	85-74
11/19/11	H	W	71-45

EVANGEL UNIVERSITY**Missouri State leads 5-0**

2/17/77	H	W	77-70
12/16/78	H	W	65-60
12/12/85	H	W	86-39
11/24/17	H	W	80-48
12/30/21	H	W	103-56

EVANSVILLE**Missouri State leads 41-36**

3/13/59	A	L	67-83
3/9/68	H	L	73-79
1/8/69	A	W	101-74
1/7/70	H	W	92-73
1/27/71	A	L	72-102
1/26/72	H	L	70-91
12/2/72	H	W	57-53
12/15/73	A	L	66-88
12/11/74	H	L	64-74
12/6/75	A	L	71-95
12/4/76	H	W	76-71
2/20/80	A	L	73-97
12/18/82	A	L	66-72
2/28/85	H	W	74-64
12/7/85	A	W	57-46
1/7/95	A	L	63-77
1/30/95	H	L	57-66
1/17/96	H	L	82-84
2/26/96	A	L	63-72
2/8/97	A	L	64-67
2/17/97	H	W	74-66
1/3/98	A	L	71-76
2/23/98	H	W	74-62
2/28/98	N	W	60-59
2/6/99	H	L	62-65

2/22/99	A	L (ot)	65-68
1/26/00	H	W	75-44
2/16/00	A	W	81-74
12/9/00	A	L	61-71
2/10/01	H	W	70-68
12/30/01	A	W	93-82
1/21/02	H	W	76-55
1/18/03	H	W	70-51
2/3/03	A	W	73-58
3/8/03	N	W	65-51
1/7/04	A	W (2ot)	95-85
1/28/04	H	L	66-68
1/2/05	H	W	78-75
2/28/05	A	W	76-68
1/5/06	A	W	80-65
2/14/06	H	W	71-50
1/9/07	H	W	106-54
1/21/07	A	L	56-63
1/26/08	A	L	65-84
2/16/08	H	W	76-38
3/6/08	N	W	69-46
1/7/09	A	L (ot)	61-66
2/4/09	H	W	65-62
12/29/09	A	W	74-60
1/27/10	H	W	76-66
3/4/10	N	W	52-46
1/7/11	H	W	65-50
2/2/11	A	L	65-77
1/15/12	H	L (ot)	82-87
2/25/12	A	L (ot)	70-75
3/2/12	N	L	64-72
1/2/13	A	L (ot)	59-62
2/2/13	H	W	62-61
1/21/14	H	W	64-61
2/5/14	A	W	66-54
1/14/15	H	L	54-56
2/10/15	A	L	66-73
1/2/16	H	L	59-76
2/6/16	A	L	64-83
3/4/16	N	L	56-66
1/11/17	H	W	55-51
2/4/17	A	L	66-74
1/10/18	A	L	55-64
2/10/18	H	W	72-55
1/16/19	H	L	64-70
2/13/19	A	W	68-56
12/31/19	H	W	65-52
1/18/20	A	W	68-58
2/26/21	A	W	90-81
2/27/21	A	L	63-72
1/29/22	H	W	72-58
2/26/22	A	W	88-77



12/5/53	H	W	65-61
12/1/55	H	W	75-67
1/17/63	H	W	81-74

FRESNO STATE

Series tied 1-1

12/30/96	N	W	86-71
11/27/99	N	L	90-100

FRIENDS UNIVERSITY (KAN.)

Missouri State leads 2-0

1941-42	H	W	37-33
1942-43	A	W	52-14

GANNON UNIVERSITY (PA.)

Gannon leads 1-0

1/14/66	A	L	63-78
---------	---	---	-------

GEORGE WASHINGTON

Missouri State leads 1-0

11/24/21	N	W	72-54
----------	---	---	-------

GEORGIA SOUTHERN

Series tied 1-1

12/2/05	H	W	101-55
11/20/17	N	L	73-74

GONZAGA

Missouri State leads 1-0

3/10/53	N	W	95-74
---------	---	---	-------

GRAMBLING STATE

Missouri State leads 2-0

12/28/87	N	W	77-60
11/20/13	H	W	97-67

GRAND CANYON (ARIZ.) COLLEGE

Missouri State leads 2-0

12/27/65	N	W	108-87
12/9/78	H	W	75-69

GRANT BAPTIST (MO.)

Missouri State leads 2-0

11/30/14	H	W	40-16
12/23/14	H	W	80-39

GREENVILLE (ILL.) COLLEGE

Missouri State leads 1-0

12/1/83	H	W	75-54
---------	---	---	-------

GUERMA ALL-STARS

Missouri State leads 1-0

12/1/49	H	W	89-34
---------	---	---	-------

GUSTAVUS ADOLPHUS (MINN.)

Missouri State leads 1-0

13/10/54	N	W	66-57
----------	---	---	-------

HAMLIN (MINN.) UNIVERSITY

Missouri State leads 3-2

12/14/51	N	L	71-88
3/14/53	N	W	79-71

12/18/53	N	W	67-52
12/29/53	N	L	48-50
1/4/55	H	W	70-57

HAMPTON

Missouri State leads 2-0

11/24/13	H	W	81-67
12/8/17	H	W	88-75

HARDIN-SIMMONS UNIV. (TEXAS)

Missouri State leads 1-0

12/6/54	H	W	60-56
---------	---	---	-------

HARDING UNIVERSITY (ARK.)

Missouri State leads 1-0

11/16/07	H	W	86-67
----------	---	---	-------

HASTINGS (NEB.) COLLEGE

Missouri State leads 1-0

2/28/40	H	W	46-30
---------	---	---	-------

HAWAII

Hawaii leads 1-0

11/25/90	A	L	83-86
----------	---	---	-------

HENDERSON STATE (ARK.)

Series tied 1-1

12/15/79	H	L	67-76
12/11/81	H	W	72-56

HOPE COLLEGE (MICH.)

Missouri State leads 1-0

3/11/1959	N	W	76-74
-----------	---	---	-------

HOUSTON

Missouri State leads 3-0

11/30/93	A	W	71-65
11/29/94	H	W	88-62
3/20/06	H	W	60-59

HOUSTON (TEXAS) BAPTIST

Missouri State leads 1-0

1/18/71	H	W	72-63
---------	---	---	-------

HOWARD PAYNE UNIV. (TEXAS)

Missouri State leads 1-0

12/3/86	H	W	83-69
---------	---	---	-------

HUMBOLDT STATE UNIV. (CALIF.)

Missouri State leads 1-0

12/27/69	N	W	86-65
----------	---	---	-------

HUNTINGTON (IND.) COLLEGE

Missouri State leads 1-0

12/12/84	H	W	108-69
----------	---	---	--------

IDAHO

Missouri State leads 2-1

12/5/92	H	W	57-52
11/30/96	H	W	87-71
12/12/97	A	L (ot)	71-74

ILLINOIS-CHICAGO

Missouri State leads 13-4

1/7/84	A	L	78-82
1/16/84	H	W	70-69
2/4/85	H	W	101-81
3/4/85	A	L	70-74
3/6/85	H	W	104-86
2/3/86	A	W	68-59
2/27/86	H	W	75-69
2/4/87	A	W (ot)	71-70
2/28/87	H	W	93-62
2/1/88	H	W	80-51
2/25/88	A	W	88-66
2/6/89	H	W	83-69
3/4/89	A	W	68-59
3/8/89	H	W	73-67
1/13/90	A	L	61-66
2/10/90	H	W	77-50
12/21/01	N	L	80-86

ILLINOIS STATE

Illinois State leads 45-35

3/16/67	N	W	93-76
2/24/68	A	L	76-77
1/27/69	H	W	90-68
2/17/70	A	L (3ot)	96-97
3/6/71	H	L (ot)	88-89
12/6/71	A	L	70-99
12/16/72	H	W	71-68
12/1/84	A	L	44-54
12/21/85	H	W	76-60
12/30/86	A	L	55-59
12/20/88	H	L	51-55
1/12/91	H	W	70-64
1/26/91	A	W	58-46
12/21/91	H	L	51-61
1/7/92	A	L	55-69
3/8/92	N	W (ot)	61-58
1/6/93	A	L	57-65
1/16/93	H	L (ot)	73-82
1/12/94	H	L	57-72
2/9/94	A	L	60-62
2/2/95	H	W	74-66
3/4/95	N	L	72-75
1/11/96	A	L	79-86
1/22/96	H	L	69-76
1/27/97	A	L	84-95
2/10/97	H	W	79-66
3/3/97	N	L	72-75
1/18/98	H	W	89-81
2/15/98	A	W	97-87
3/2/98	N	L	74-84
1/5/99	H	W	71-68
2/3/99	A	L	54-62
1/22/00	A	L	61-72
2/26/00	H	W	70-60
1/11/01	H	L	60-64
1/24/01	A	L	62-63
1/19/02	A	L	60-61
12/29/02	A	W	76-48
2/2/02	H	W	68-63
1/15/03	H	W	60-46
1/18/04	A	L	42-54
2/7/04	H	W	69-57
12/30/04	A	L	61-62
2/26/05	H	W	77-66
1/11/06	H	W	70-54
2/22/06	A	W	72-61
1/15/07	A	W	75-66
2/6/07	H	W	73-61
2/2/08	H	L	63-64
2/13/08	A	L	57-69
3/7/08	N	L	58-63
12/28/08	H	L (ot)	69-72
1/18/09	A	L	56-68
1/1/10	H	W	68-64
2/17/10	A	L	72-76
1/1/11	H	W	82-71
2/12/11	A	W	68-59
1/4/12	H	L	60-68
1/25/12	A	L (ot)	69-76
1/8/13	H	W	62-55
2/27/13	A	L	50-86
1/2/14	H	W (ot)	78-70
2/18/14	A	L	63-67

3/7/14	N	W	53-48
1/11/15	H	L	55-69
1/28/15	A	L	57-67
12/30/15	A	L	61-74
1/30/16	H	W (ot)	84-81
1/4/17	A	L (ot)	71-74
2/15/17	H	L	66-67
1/7/18	A	L	68-72
1/30/18	H	L	60-76
2/10/19	H	W	66-65
2/27/19	A	L	57-65
1/7/20	A	W	67-63
2/5/20	H	W	80-60
2/6/21	A	W	74-67
2/7/21	A	W	72-62
12/1/21	A	L (ot)	74-79
1/19/22	H	W	88-63

INDIANA

Indiana leads 1-0

12/27/97	N	L	66-78
----------	---	---	-------

INDIANA STATE

Missouri State leads 52-27

1951-52	N	W	82-64
3/13/53	N	W	84-78
12/7/68	A	L	90-93
3/1/69	H	W	86-71
2/4/70	A	L	79-85
2/28/70	H	W	64-63
12/5/70	H	L	59-77
12/4/71	A	L	67-80
1/18/73	H	L (ot)	72-73
12/3/73	A	L	70-85
12/8/75	A	L	64-78
1/6/76	H	L	59-60
12/22/90	H	W	67-62
2/23/91	A	L	59-70
1/25/92	H	W	65-57
3/2/92	A	L	54-55
2/6/93	A	W	76-73
2/20/93	H	W	72-57
1/2/94	H	W	66-50
2/1/94	A	W	65-55
12/17/94	H	W	86-64
2/27/95	A	W	78-68
1/7/96	A	W	89-78
2/17/96	H	W	94-62
2/1/97	H	W	82-68
2/13/97	A	L	74-80
1/31/98	H	W	74-56
2/12/98	A	W	86-77
1/23/99	A	L	61-71
2/20/99	H	W	80-67
2/27/99	N	W (ot)	79-78
1/15/00	A	L	60-62
2/6/00	H	W	64-48
1/31/01	A	L	64-80
2/24/01	H	W	69-64
1/27/02	A	W	59-53
2/25/02	H	W	70-58
2/1/03	A	W	48-44
2/15/03	H	W	65-51
1/15/04	H	W	69-63
1/31/04	A	W	52-39
2/3/05	H	W	58-34
2/15/05	A	L (ot)	72-74
12/30/05	H	W	97-78
1/29/06	A	W	80-58
12/16/06	H	W	80-60
2/3/07	A	W	71-42
1/15/08	H	W	65-44
3/1/08	A	W	83-73
2/14/09	H	L	71-76
2/28/09	A	L	52-69
1/19/10	H	W (ot)	99-92
2/27/10	A	L (ot)	72-75
1/19/11	A	L	69-70
2/5/11	H	W	73-66
3/6/11	N	L	56-60
1/7/12	A	W	69-63
2/22/12	H	L	46-59
1/16/13	A	L	60-68

2/12/13	H	W	67-65
1/15/14	A	L	55-70
2/22/14	H	W	77-66
1/7/15	A	L	56-71
2/18/15	H	W	60-56
1/27/16	A	L	59-68
2/13/16	H	W (ot)	89-85
12/31/16	H	W (ot)	81-75
1/18/17	A	W	73-68
1/14/18	H	W	76-73
2/6/18	A	W	81-62



2/28/72	A	L	85-97
2/7/73	A	L	71-96
3/1/73	H	W	79-65
2/4/74	A	L (ot)	89-90
3/2/74	H	W	90-77
3/9/74	H	W	69-66
2/3/75	A	L	74-86
3/1/75	H	W	101-93
1/21/76	A	L	89-100
3/6/76	H	W	118-72
1/11/77	H	W	72-63
2/7/77	A	L	89-97
1/10/78	H	W	78-60
2/24/78	A	L	75-84

LAEMMLE (CALIF.) ALL-STARs

Laemmle leads 1-0

3/1/37	H	L	38-39
--------	---	---	-------

LAMAR (MO.) HIGH SCHOOL

Series tied 1-1

3/2/10	A	W	25-19
1/19/11	A	L	21-27

LA SALLE

La Salle leads 2-0

12/15/52	H	L	70-77
11/24/89	N	L	58-62

LEWIS & CLARK COLLEGE (ORE.)

Missouri State leads 1-0

12/28/66	N	W	91-76
----------	---	---	-------

LIBERTY UNIVERSITY

Missouri State leads 1-0

11/26/13	H	W	54-52
----------	---	---	-------

LINCOLN UNIVERSITY (MO.)

Missouri State leads 22-16

1/5/54	H	W	85-68
12/22/64	N	W	100-84
2/9/65	H	W	94-82
3/11/67	H	W	87-77
1/11/71	A	W	98-77
2/25/71	H	W	102-84
1/8/72***	H	L	64-84
2/26/72	A	L	85-91
1/6/73	H	W	69-64
1/15/73	A	L	64-66
2/3/73	H	W	63-54
1/5/74	H	W	80-75
1/14/74	H	W (ot)	89-80
2/2/74	A	W	93-85
1/13/75	A	L	61-68
2/1/75	H	W (ot)	79-78
1/1/76	H	W	69-66
1/12/76	H	W	88-80
1/31/76	A	L	67-79
1/7/77	H	L	61-82
1/17/77	A	L	57-76
2/5/77	H	L	69-83
1/23/78	H	W	72-70
2/4/78	A	W	76-74
3/4/78	H	L	83-84
1/22/79	A	L	49-51
2/3/79	H	L	67-75
1/21/80	H	L	61-68
2/2/80	A	L	65-67
1/19/81	A	L	66-68
1/31/81	H	L	69-72
2/26/81	A	L (ot)	89-96
1/20/82	A	W	57-45
2/3/82	H	W	73-52
11/28/83	H	W	75-55
12/10/86	H	W	51-42
1/9/88	H	W	82-54
11/21/06	H	W	88-56

***later forfeited by Lincoln

LITTLE ROCK

Missouri State leads 9-1

11/30/86	N	W	61-46
12/4/04	H	W	64-51
12/3/08	H	W	59-37
12/2/09	A	W	75-62

12/1/10	H	W	80-46
12/10/11	A	W	68-60
12/4/14	H	W	73-68
11/5/19	H	L	66-67
12/21/20	H	W	85-77
12/8/21	A	W	81-55

LITTLE ROCK (ARK.) COLLEGE

Missouri State leads 2-0

1/8/24	H	W	42-17
1/9/24	H	W	52-20

LONG BEACH STATE

Missouri State leads 3-0

1/9/97	A	W	90-75
12/9/98	H	W	80-52
11/22/21	N	W	92-66

LOUISIANA STATE (LSU)

LSU leads 1-0

11/29/19	A	L	58-73
----------	---	---	-------

LOUISIANA TECH

Missouri State leads 2-0

12/5/98	H	W	86-60
3/22/10	H	W	69-40

LOUISIANA-LAFAYETTE

Louisiana-Lafayette leads 2-1

12/14/40	H	L	33-36
11/28/95	H	L	67-85
11/25/96	A	W (ot)	81-74

LOUISIANA-MONROE

Missouri State leads 2-0

12/18/86	H	W	57-55
11/23/90	N	W	82-73

LOUISVILLE

Louisville leads 2-0

3/22/06	A	L	56-74
12/17/13	A	L	60-90

LOYOLA CHICAGO

Loyola leads 11-8

12/1/64	A	L	83-87
1/5/14	A	L	57-89
2/25/14	H	W	72-56
2/4/15	H	L	50-53
2/28/15	A	L	51-65
1/9/16	A	W	56-54
2/21/16	H	L	62-75
1/15/17	A	L	71-77
1/31/17	H	W (ot)	82-81
12/22/17	H	W	64-59
2/3/18	A	L	75-97
1/23/19	H	W	70-35
2/17/19	A	W	65-61
1/4/20	A	L	58-62
2/22/20	H	W	74-62
1/30/21	H	L	46-72
2/1/21	H	L	50-70
1/22/22	A	W	79-69
2/6/22	H	L	62-71

LOYOLA MARYMOUNT

Loyola Marymount leads 1-0

11/29/74	N	L	67-68
----------	---	---	-------

LYON COLLEGE (ARK.)

Missouri State leads 2-1

12/6/39	H	W	30-26
12/17/57	H	W	92-44
11/30/63	H	L	63-65

MALONE

Missouri State leads 1-0

11/21/12	H	W	82-49
----------	---	---	-------

MANHATTAN

Missouri State leads 1-0

11/21/17	N	W	69-65
----------	---	---	-------

MARIONVILLE (MO.) COLLEGE

Missouri State leads 4-3

11/21/08	A	L	14-32
12/11/08	H	L	18-34
1910-11	A	W	32-14
1910-11	A	W	34-18

1910-11	A	W	35-19
1/13/11	A	L	12-45
1913-14	H	W	54-24

MARQUETTE

Missouri State leads 1-0

3/17/86	H	W	83-69
---------	---	---	-------

MARYLAND-EASTERN SHORE

Missouri State leads 1-0

11/20/09	H	W	70-53
----------	---	---	-------

MCKENDREE (ILL.) COLLEGE

Missouri State leads 7-2

1/22/25	H	L	27-38
1/14/26	H	W	43-22
1/15/26	H	W	25-22
1/13/27	H	W	32-27
1/14/27	H	W	28-17
2/24/27	A	L	28-29
1/6/28	H	W	48-18
1/7/28	H	W	52-34
1928-29	H	W	44-21

MCNEESE STATE

Missouri State leads 1-0

12/2/94	H	W	89-64
---------	---	---	-------

MCPHERSON (KAN.) COLLEGE

Missouri State leads 1-0

12/20/28	H	W	40-28
----------	---	---	-------

MEXICO (MO.) UNIVERSITY

Missouri State leads 1-0

2/3/27	H	W	28-19
--------	---	---	-------

MIAMI (FLA.)

Miami leads 2-0

3/21/11	A	L	72-81
11/21/19	N	L	70-74

MIAMI UNIVERSITY (OHIO)

Miami leads 2-1

1/2/48	N	L	46-50
2/21/04	A	L	66-75
12/19/04	H	W	69-63

MICHIGAN STATE

Michigan State leads 1-0

3/20/92	N	L	54-61
---------	---	---	-------

MIDDLE TENNESSEE

Series tied 1-1

12/22/08	H	L	51-63
3/17/10	H	W	87-79

MILLIKIN UNIVERSITY (ILL.)

Missouri State leads 1-0

12/29/48	N	W	51-50
----------	---	---	-------

MINNESOTA

Minnesota leads 1-0

11/20/15	N	L	69-74
----------	---	---	-------

MINNESOTA-DULUTH

Missouri State leads 1-0

1/3/87	H	W	76-46
--------	---	---	-------

MISSISSIPPI

Ole Miss leads 1-0

3/21/00	A	L	48-70
---------	---	---	-------

MISSISSIPPI STATE

Mississippi State leads 2-0

11/23/97	N	L	68-79
11/22/15	N	L	70-84

MISSISSIPPI VALLEY STATE


Missouri State leads 3-2

1/22/83	H	L	59-64
2/10/83	A	L	69-70
1/28/87	H	W	78-59
12/9/88	H	W	73-45
12/6/19	H	W	86-62

MISSOURI

Series tied 2-2

1/8/41	H	W	35-32
12/6/86	A	L (ot)	53-57
11/18/88	A	L	54-73
11/18/98	A	W	72-69



Blake Ahearn

MISSOURI-KANSAS CITY

Missouri State leads 13-3

1/12/78	H	W	88-76
1/2/79	A	L	83-93
12/10/79	H	W	86-54
12/19/81	A	W	79-67
1/31/90	H	W	86-69
12/12/90	A	W	65-51
12/11/91	H	W	77-64
12/1/92	A	W	47-44
11/27/93	H	W	75-62
11/26/94	A	W	70-57
11/23/98	H	W	74-68
12/22/99	A	L	65-70
12/20/00	H	W	70-58
11/27/01	A	L	63-69
1/22/03	H	W	78-65
12/17/03	A	W (2ot)	80-77

MISSOURI-ST. LOUIS

Missouri State leads 8-5

1/8/75	H	W	104-85
11/28/75	A	L	74-84
12/6/76	H	W	78-68
12/5/77	H	W	79-74
2/8/78	A	L	77-82
1/20/79	H	W	92-74
2/7/79	A	W	86-76
1/19/80	H	W	80-71
2/6/80	A	L	64-66
1/7/81	A	L	63-75
1/17/81	H	L (ot)	86-90
2/24/81	A	W	72-64
1/4/86	H	W	98-62

MISSOURI SCT

Missouri State leads 116-24

1/14/10	H	W	26-21
2/12/10	A	L	24-48
1/28/11	A	L	11-45
2/10/11	H	W	16-10
1/13/15	H	L	26-27
1/14/15	H	W	30-24
2/5/15	A	L	22-32
2/6/15	A	W	22-20
2/28/17	A	W	50-13
3/14/17	H	W	51-23
2/1/18	H	W	56-21
2/27/18	A	W	50-13
2/28/18	A	W	51-23
1/28/20	H	W	34-18
1/29/20	H	W	48-14



2/25/48	H	W	74-51
2/8/49	H	W	57-35
2/26/49	A	W	70-66
1/10/50	H	W	64-33
2/4/50	A	W	66-46
2/3/51	H	W	85-55
2/17/51	A	W	91-77
1/30/52	H	W	95-44
2/9/52	A	W	85-67
2/10/53	A	W	106-67
2/24/53	H	W	85-50
2/16/54	H	W	93-56
2/25/54	A	W	103-70
2/5/55	A	W	73-71
2/22/55	H	W	86-63
2/7/56	H	W	77-64
2/21/56	A	W	88-59
1/7/57	H	W	74-67
2/19/57	A	W	78-58
1/15/58	H	W	87-50
2/19/58	A	W	96-70
2/4/58	A	W	89-51
1/14/59	H	W	85-57
1/6/60	A	W	103-75
2/13/60	H	W	74-52
2/11/61	A	W	93-66
2/20/61	H	W	91-83
1/8/62	H	W	93-79
1/22/62	A	W	74-60
1/26/63	H	W	92-54
2/4/63	A	W	102-91
2/8/64	A	W	113-80
2/17/64	H	W	87-63
12/21/64	A	W	103-83
1/4/65	H	W	89-72
2/23/65	A	W	78-70
12/13/65	A	W	89-81
2/21/66	H	W	88-82
12/10/66	A	W	76-72
2/18/67	H	W	73-53
1/6/68	H	W	89-65
2/19/68	A	W	64-62
1/4/69	H	W	92-46
2/15/69	A	W	92-49
12/15/69	A	W	79-65
2/2/70	H	W	100-66
2/6/71	H	L	66-70
2/20/71	A	W	81-79
2/5/72	A	L	69-70
2/19/72	H	W	77-58
1/5/73	H	W	82-61
1/22/73	H	W	71-59
2/26/73	A	L	73-82
1/4/74	H	W	89-65
1/21/74	A	L	78-79
2/25/74	H	L	79-88
1/20/75	H	W	82-59
2/24/75	A	L	64-74
1/3/76	H	W	65-63
1/19/76	A	L	63-67
2/23/76	H	L	66-83
1/8/77	H	L	57-60
1/24/77	H	W	80-63
2/28/77	A	L	73-78
1/28/78	H	W	62-54
2/27/78	A	W	56-53
1/27/79	A	L	76-83
2/26/79	H	W	85-70
1/5/80	H	W	74-59
1/26/80	H	W	81-79
2/25/80	A	L	82-97
1/24/81	A	L	54-68
2/4/81	H	W	68-65
1/17/21	H	W	94-49

MISSOURI SOUTHERN STATE

Missouri State leads 2-0			
12/8/73	H	W	83-67
11/30/78	H	W	73-59

MISSOURI VALLEY COLLEGE

Missouri State leads 12-0			
3/1/49	H	W	61-48

3/2/49	A	W	51-49
12/19/49	H	W	69-56
1/27/51	H	W	68-57
12/19/51	H	W	80-56
3/2/53	A	W	84-78
3/4/53	H	W	103-69
12/2/57	H	W	95-43
12/11/58	H	W	64-25
12/18/59	H	W	79-74
12/7/60	H	W	70-55
12/7/61	H	W	73-61

MISSOURI WESLEYAN

Missouri State leads 10-0			
2/9/16	A	W	54-24
2/19/16	H	W	61-33
1/19/17	A	W	53-31
2/14/18	A	W	94-14
2/15/18	A	W	58-20
1918-19	H	W	49-31
1918-19	H	W	40-28
2/27/20	A	W	46-28
1920-21	H	W	31-24
1920-21	H	W	51-21

MONTCLAIR (N.J.) STATE

Missouri State leads 1-0			
3/12/69	N	W	92-76

MOREHEAD STATE

Missouri State leads 1-0			
12/6/96	H	W	99-81

MORGAN STATE

Missouri State leads 2-1			
3/15/74	N	L	52-67
12/19/90	H	W	81-57
12/6/91	H	W	97-51

MORNINGSIDE COLLEGE (IOWA)

Missouri State leads 2-0			
1951-52	N	W	87-74
12/18/52	A	W	84-69

MORRISVILLE (MO.) COLLEGE

Missouri State leads 1-0			
1913-14	H	W	60-12

MURRAY STATE

Series tied 3-3			
1942-43	N	L	44-72
1951-52	N	W	73-64
3/15/11	H	W	89-76
3/19/14	H	L	63-66
11/24/18	A	L	66-77
12/3/19	H	W	71-69

NEBRASKA

Nebraska leads 2-0			
1/15/83	A	L	46-98
11/19/18	N	L	62-85

NEBRASKA-KEARNEY

Missouri State leads 2-0			
12/13/51	N	W	82-50
12/16/52	H	W	86-54

NEBRASKA WESLEYAN

Missouri State leads 3-0			
12/22/50	A	W	74-49
3/12/53	N	W	78-74
12/17/53	N	W	86-50

NEVADA

Missouri State leads 2-0			
2/20/10	H	W	62-60
11/11/11	A	W	68-46

UNLV

UNLV leads 1-0			
3/18/88	N	L	50-54

NEVADA (MO.) HIGH SCHOOL

Missouri State trails 0-1			
3/1/1910	A	L	22-23

NEW HAVEN (CONN.) UNIVERSITY

Missouri State leads 1-0			
12/28/56	N	W	72-51

NEW MEXICO

New Mexico leads 2-0			
12/22/62	A	L	50-78
12/3/11	A	L	60-76

NEW MEXICO STATE

Series tied 1-1			
12/12/50	H	W	64-54
12/22/12	A	L	51-71

NEW ORLEANS

Missouri State leads 4-0			
3/14/74	N	W	68-63
11/20/99	H	W	58-52
11/18/00	A	W	71-64
12/1/01	H	W	71-55

NICHOLLS STATE

Nicholls State leads 2-1			
1/23/82	A	W	72-65
1/15/83	H	L	58-61
2/19/83	A	L	77-78

NORFOLK STATE

Missouri State leads 2-0			
12/6/74	H	W	93-67
12/20/08	H	W	75-66

NORTH CAROLINA

North Carolina leads 1-0			
3/15/90	N	L	70-83

NORTH CAROLINA ACT

North Carolina A&T leads 1-0			
12/8/90	H	L	52-55

NORTH CAROLINA STATE

North Carolina State leads 1-0			
3/12/97	A	L	66-77

NORTH CAROLINA-CHARLOTTE

Missouri State trails 0-1			
12/28/97	N	L	69-83

NORTH CAROLINA-GREENSBORO

Missouri State leads 1-0			
11/17/07	H	W	79-52

NORTH CAROLINA-WILMINGTON

Missouri State leads 4-0			
12/22/94	A	W	66-56
12/2/96	H	W	64-63
12/9/06	A	W	78-62
12/5/07	H	W	73-66

NORTH DAKOTA

Missouri State leads 3-2			
3/8/74	H	W	71-63
12/14/74	A	L	52-65
3/2/76	H	W	89-73
12/8/79	H	W	83-76
11/29/80	A	L	69-95

NORTH DAKOTA STATE

Series tied 2-2			
11/27/16	H	W	64-50
11/17/17	H	L	54-57
12/4/17	A	W	71-58
12/15/18	A	L	67-74

NORTH TEXAS

North Texas leads 2-1			
12/1/00	H	W	81-64
11/16/01	A	L	77-79
11/22/02	H	L	78-81

NORTHEASTERN OKLAHOMA A&M

Missouri State leads 11-0			
1933-34	A	W	35-19
1934-35	H	W	35-28
1934-35	N	W	34-14
12/10/40	H	W	25-10
12/10/47	H	W	58-27
12/9/48	H	W	48-41
11/29/49	H	W	59-38
12/2/50	H	W	66-47
2/27/52	H	W	69-40
2/1/57	H	W	100-60

1/7/64	H	W	76-73
--------	---	---	-------

NORTHEASTERN (OKLA.) STATE

Missouri State leads 5-2			
12/11/47	N	W	73-38
12/19/47	A	W	42-31
12/20/47	N	W	53-29
12/10/49	N	W	48-26
12/9/50	A	W	58-38
12/30/60	N	L (2ot)	66-76
2/2/65	A	L	64-68

NORTHERN ARIZONA


Missouri State leads 2-0			
12/28/50	N	W	77-57
12/10/88	H	W	63-48

NORTHERN ILLINOIS

Missouri State leads 2-0			
11/24/04	A	W	65-63
11/19/05	H	W	87-51

NORTHERN IOWA

Missouri State leads 45-39			
2/26/83	H	W	72-53
3/7/83	A	L	60-66
1/21/84	H	W	62-45



Bob Vanatta

1/31/42	H	W	38-28	12/11/71	A	L	59-61
2/8/42	A	L	32-48	3/4/72	H	W	80-65
1942-43	A	L	15-44	1/29/73	A	W	65-53
1942-43	H	W	34-32	2/17/73	H	W	73-61
1/15/46	A	W	41-34	1/28/74	H	W	97-83
2/18/46	H	L	39-49	2/16/74	A	W (ot)	69-63
1/17/47	A	W	58-35	1/2/75	H	W	92-62
2/22/47	H	W	55-27	1/27/75	A	L	65-68
1/16/48	H	W	33-31	2/15/75	H	W	105-93
2/2/48	A	W	31-29	1/26/76	H	W	94-87
1/29/49	A	W	57-41	2/14/76	A	W	86-66
2/18/49	H	W	45-31	1/6/77	H	W	76-70
1/14/50	A	L	30-40	1/31/77	A	L	70-91
2/11/50	H	W	35-31	2/19/77	H	L	71-80
1/20/51	A	W	62-46	1/5/78	H	W	66-63
2/9/51	H	W	71-49	1/16/78	A	W	57-53
1/12/52	A	W	61-54	2/11/78	H	W	83-56
2/2/52	H	W	84-48	1/4/79	H	W	95-80
1/10/53	A	W	64-54	1/15/79	H	W	80-71
1/17/53	H	W	78-53	2/10/79	A	L	67-71
2/16/53	H	W	81-63	1/4/80	H	L (ot)	67-68
1/8/54	H	W	71-56	1/14/80	A	L	62-71
1/23/54	A	W	81-69	2/9/80	H	L	63-69
1/11/55	H	W	84-66	1/12/81	H	W	77-73
1/22/55	A	W	76-63	2/7/81	A	L (ot)	77-78
1/21/56	A	L	53-56	NORTHWESTERN OKLA. STATE			
2/11/56	H	W	92-69	Missouri State leads 4-0			
1/12/57	A	W	57-48	1934-35	N	W	28-18
2/23/57	H	W	86-70	1935-36	N	W	28-22
1/6/58	H	W	94-60	12/28/38	N	W	27-24
2/8/58	A	W	75-54	12/11/46	H	W	48-36
1958-59	A	W	67-59	NORTHWESTERN STATE (LA.)			
1/23/59	H	W	87-55	Missouri State leads 3-0			
12/29/59	A	W (ot)	66-61	12/16/95	H	W	79-68
1/23/60	A	W	58-57	12/10/96	A	W	75-73
2/6/60	H	W	79-58	12/19/20	H	W	94-67
1/7/61	H	W (ot)	70-64	O'REILLY HOSPITAL (MO.)			
1/16/61	A	L	66-76	Missouri State leads 1-0			
12/28/61	N	W	88-62	1942-43	H	W	59-25
2/10/62	H	W	65-42	OAKLAND CITY (IND.)			
2/19/62	A	W	62-60	Missouri State leads 1-0			
1/5/63	A	L	51-76	1/4/51	H	W	77-57
1/21/63	H	L	72-79	OKLAHOMA			
1/4/64	H	W	92-73	Oklahoma leads 4-0			
1/13/64	A	L (ot)	90-94	12/23/68	A	L	57-65
2/6/65	H	W	75-68	12/5/81	A	L	60-81
2/15/65	A	W	88-67	12/23/04	A	L	53-61
2/5/66	H	W	93-72	3/15/22	A	L	72-89
2/12/66	A	W	69-63	OKLAHOMA BAPTIST			
2/6/67	H	W	116-71	Missouri State leads 5-0			
2/13/67	A	W	94-46	12/27/39	N	W	33-29
12/16/67	A	W	79-70	12/27/55	N	W	62-56
2/3/68	H	W	82-60	12/26/57	N	W	62-54
12/16/68	A	W	95-62	12/16/59	H	W	62-54
2/3/69	H	W	90-72	2/6/82	H	W	76-55
1/3/70	H	W	77-57	OKLAHOMA CHRISTIAN			
2/21/70	A	L	57-76	Missouri State leads 2-0			
12/14/70	A	L	57-75	12/7/64	H	W	92-62
2/15/71	H	L	68-72	1/3/66	H	W	100-51

OKLAHOMA CHRISTIAN**Missouri State leads 2-0**

12/7/64	H	W	92-62
1/3/66	H	W	100-51

OKLAHOMA CITY**Missouri State leads 2-1**

12/28/41	A	W	37-19
12/7/81	A	L	52-63
2/29/84	H	W	82-61

OKLAHOMA STATE**Oklahoma State leads 8-1**

12/27/38	N	L	15-26
12/28/42	N	L	29-33
12/30/92	A	L	59-74
1/19/94	H	L	63-68
11/25/06	N	L (ot)	70-73
12/11/10	A	L	70-84
12/7/11	H	L	67-72
12/8/12	A	L	42-62
12/5/15	A	W	64-63

OLD DOMINION**Series tied 1-1**

2/18/12	H	L	67-73
11/8/13	A	W (ot)	79-67

ORAL ROBERTS**Missouri State leads 10-9**

2/12/81	A	L	89-100
1/8/83	A	W	62-59
2/16/84	A	L	63-68
1/23/89	H	W	81-77
2/19/05	H	L	76-86
12/7/05	A	W	88-76
11/12/10	H	W	78-61
11/30/11	A	L	63-68
12/1/12	H	L	52-72
12/13/13	A	W	70-67
12/15/14	A	L	61-80
12/22/14	H	W	52-45
11/13/15	A	L	65-80
12/16/15	H	W	85-66
12/14/16	H	W	86-76
12/10/17	A	L	66-73
11/6/18	H	W	84-50
12/21/19	A	L	72-82
12/11/21	H	W	69-60

OREGON STATE**Oregon State leads 2-1**

12/14/91	A	L	63-72
12/12/92	H	W	63-48
12/1/18	A	L	77-101

OTTAWA (KAN.) UNIVERSITY**Missouri State leads 3-0**

2/24/50	A	W	58-34
12/28/57	A	W	53-51
12/31/58	A	W	85-69

OZARK (MO.) HIGH SCHOOL**Missouri State leads 1-0**

1913-14	H	W	94-22
---------	---	---	-------

OZARK WESLEYAN (MO.)**Missouri State leads 2-0**

1/13/25	H	W	75-18
2/10/25	A	W	38-7

UNIVERSITY OF OZARKS (ARK.)**Missouri State leads 1-0**

12/1/81	H	W	69-48
---------	---	---	-------

PACIFIC**Missouri State leads 2-0**

3/30/10	H	W	78-65
11/23/10	H	W	60-49

PANDHANDLE STATE (OKLA.)**Missouri State leads 3-0**

12/26/38	N	W	35-13
12/16/58	H	W	82-47
12/19/64	H	W	78-64

PEPPERDINE**Series tied 3-3**

12/1/51	A	W	62-60
12/5/55	H	W	78-74
12/18/61	A	L	63-68
12/1/67	A	L	69-70
11/30/74	A	L	71-97
11/22/10	H	W	80-60

PERU (NEB.) STATE**Missouri State leads 2-0**

1941-42	H	W	33-32
12/28/49	H	W	66-42

PHILANDER SMITH**Missouri State leads 1-0**

11/9/12	H	W	89-61
---------	---	---	-------

PHILLIPS UNIVERSITY (OKLA.)**Missouri State leads 3-0**

1935-36	N	W	19-17
12/30/38	N	W	28-24
12/21/51	H	W	72-52

PIERCE CITY (MO.) CLUB**Missouri State leads 2-0**

11/22/08	H	W	34-12
1910-11	H	W	34-12

PITTSBURG (KAN.) STATE**Missouri State leads 53-27**

1/31/10	H	W	45-22
2/26/10	A	W	39-33
1/20/11	A	W	30-21
1/30/11	H	W	25-21
1/13/16	H	W	60-24
1/14/16	H	W	50-24
1/12/17	A	W	42-26
1/13/17	A	W	45-21
1/24/18	H	W	50-9
1/25/18	H	W	46-21
1918-19	H	L	43-55
1918-19	H	L	27-66
1918-19	H	L	38-51
1919-20	A	L	28-30
1919-20	A	W	34-31
1/9/20	H	W	46-22
1/10/20	H	W	28-20
1920-21	H	L	24-46
1920-21	H	L	18-31
2/22/27	A	W	38-35
1/24/27	H	L	23-35
1/23/28	A	L	22-45
1927-28	H	W	50-40
3/1/29	A	W	27-25
1928-29	H	W	47-30
1/23/30	A	L	23-34
1/8/31	H	L	25-56
2/16/31	A	L	25-63
1/5/32	A	L	23-41
1/26/32	H	L	17-25
1/17/33	A	L	19-30
2/6/33	H	W	31-23
1933-34	A	W	7-6
1933-34	H	L	16-17
2/5/35	A	W	21-20
1934-35	H	W	27-26
1/9/36	H	W	32-19
1/28/36	A	W	22-19
1/11/37	A	L	21-34
1/20/37	H	W	35-25
1937-38	A	W	28-23
1937-38	H	W	22-20
1/7/39	H	W	38-28
3/2/39	H	L	38-46
1/22/40	H	L	19-33
2/20/40	A	W	35-28
1/27/41	H	L	33-50
2/19/41	A	L	38-51
1/28/42	A	L	47-52
1942-43	A	W	36-31
1942-43	H	L	39-57
12/18/45	A	W	53-31
1/22/46	H	W	44-36
1/9/47	H	W	40-31
12/13/47	A	W	56-40
1/6/48	H	W	43-38

1/12/49	A	W	32-27
2/10/49	H	W	43-41
1/3/50	A	W	51-38
1/30/50	H	W	43-29
12/5/50	H	W	80-69
2/5/51	A	W	69-65
12/29/55	N	L	51-52
12/17/64	H	W	98-68
12/7/65	A	L	71-82
1/31/67	H	W	82-64
2/7/68	A	W	79-63
2/27/69	H	W	87-52
2/11/74	H	W	97-80
2/27/74	A	L	61-75
12/7/74	H	W	92-71
2/10/75	A	L	71-72
12/20/75	H	W	80-60
2/9/76	A	W	80-78
12/19/76	A	L	69-71
2/14/77	H	W	81-79
1/3/78	H	W	81-67
2/19/78	A	W	80-75
11/27/81	H	W	75-63
12/3/83	H	W	72-47

PITTSBURGH



ROCKHURST

Missouri State leads 14-1

1/19/46	A	W	39-33
12/4/46	H	W	54-43
1/25/47	A	W	45-38
1/7/65	A	W	79-73
12/1/65	H	W	83-67
12/3/66	A	W	85-74
12/12/67	H	W	63-48
12/2/68	A	W	82-66
12/1/69	H	W	71-70
12/2/70	A	L	63-69
12/2/71	H	W	107-82
12/5/72	A	W	95-83
12/5/73	H	W	92-81
12/4/74	A	W	89-78
12/22/75	H	W	86-55

ROLLINS COLLEGE (FLA.)

Rollins leads 1-0

1/10/73	A	L	68-77
---------	---	---	-------

SAINT JOSEPH'S (IND.)

Missouri State leads 1-0

3/13/74	N	W	80-78
---------	---	---	-------

SAINT JOSEPH'S (PA.)

Missouri State leads 2-0

3/18/93	H	W	56-34
11/22/19	N	W	71-69

SAINT LEO (FLA.)

Saint Leo leads 1-0

1/8/73	A	L (ot)	66-70
--------	---	--------	-------

SAINT LOUIS

Missouri State leads 17-7

12/17/83	A	W	74-64
1/3/85	H	L	56-59
1/22/86	A	W	68-61
12/20/86	H	L	46-55
1/7/88	A	W	64-49
12/6/88	A	W	50-47
1/6/90	A	W (ot)	84-75
1/5/91	H	W	94-83
1/4/92	A	W	66-59
1/2/93	H	W	63-52
1/5/94	A	L	48-81
2/22/95	H	L	49-62
12/30/95	A	L (ot)	65-75
12/15/96	H	W	72-63
1/2/99	A	W	79-67
1/2/00	H	W	71-62
12/23/00	A	L	70-80
1/2/02	H	W	53-50
11/26/02	A	W (ot)	72-64
12/20/03	H	W	70-59
12/18/06	A	L	50-51
11/21/07	H	W	60-56
12/19/09	A	W	73-63
12/18/10	H	W	81-65

SAINT MARY'S COLLEGE (CALIF.)

Saint Mary's leads 2-1

11/25/89	N	W	52-35
12/23/11	N	L	61-77
12/22/21	A	L	58-75

SAINT MICHAEL'S COLLEGE (VT.)

Missouri State leads 1-0

1958-59	H	W	82-63
---------	---	---	-------

SAINT OLAF COLLEGE (MINN.)

Missouri State leads 1-0

3/7/69	H	W	75-47
--------	---	---	-------

SAM HOUSTON

Missouri State leads 2-0

12/2/00	H	W	77-61
11/17/21	A	W	77-55

SAMFORD

Missouri State leads 1-0

12/6/02	H	W	80-49
---------	---	---	-------

SAN DIEGO

Missouri State leads 2-1

12/7/91	H	W	70-63
---------	---	---	-------

12/9/03	A	L	66-80
1/3/04	H	W	73-62

SAN DIEGO MARINES

Missouri State leads 1-0

12/4/51	A	W	63-59
---------	---	---	-------

SAN DIEGO STATE

San Diego State leads 3-2

12/6/51	A	W	76-61
12/17/66	H	W	73-63
12/2/67	A	L	67-70
3/14/07	H	L	70-74
11/17/12	H	L	44-60

SAN FRANCISCO

Missouri State leads 4-0

12/28/85	N	W	64-48
11/28/87	H	W	80-57
11/18/03	H	W	63-42
11/25/03	N	W	72-51

SANTA CLARA

Series tied 1-1

12/15/84	N	L	73-85
12/2/06	H	W	78-51

SETON HALL

Seton Hall leads 1-0

3/17/89	N	L	51-60
---------	---	---	-------

SHURTLEFF COLLEGE (ILL.)

Missouri State leads 2-1

1/12/28	H	W	43-39
1/8/30	H	W	41-38
1/6/31	H	L	30-32

SIMPSON COLLEGE (IOWA)

Missouri State leads 2-0

12/27/47	H	W	52-32
12/22/48	H	W	63-33

SOUTH CAROLINA

South Carolina leads 2-0

11/24/03	N	L	64-77
11/24/12	N	L (ot)	67-74

SOUTH DAKOTA

South Dakota leads 1-0

12/19/60	A	L	65-79
----------	---	---	-------

SOUTH DAKOTA STATE

Missouri State leads 4-3

12/17/60	A	L	61-85
12/1/61	H	W	80-57
3/8/69	H	W	87-74
3/6/70	A	L	71-82
3/9/73	H	L	74-85
12/2/17	N	W	73-53
12/15/21	H	W	75-63

SOUTH FLORIDA

Missouri State leads 1-0

12/22/06	A	W	81-69
----------	---	---	-------

SOUTHEAST MISSOURI STATE

Missouri State leads 92-56

1/27/11	A	L	24-64
2/18/11	H	L	11-52
1/28/16	H	W	47-30
3/3/16	A	W	20-13
2/13/17	H	W	58-21
2/26/17	A	L	21-28
2/26/18	A	W	58-21
2/6/20	H	W	37-14
3/9/20	A	W	42-22
1920-21	H	W	44-31
1920-21	H	L	20-40
2/15/23	A	L	22-34
2/28/23	H	L	20-22
3/1/23	H	W	38-22
2/28/24	H	W	35-22
2/29/24	H	W	21-18
3/6/25	A	L	15-28
3/7/25	A	L	28-30
2/26/26	H	W	39-16
3/6/26	A	L	19-30
2/25/27	A	L	34-35

3/1/27	H	W	44-24
3/2/27	H	W	32-26
1/14/28	H	W	61-16
2/24/28	A	W	44-24
2/25/28	A	W	46-19
2/13/29	H	W	35-11
2/14/29	H	W	57-22
2/25/29	A	W	42-19
2/26/29	A	W	34-18
2/3/30	A	W	43-33
2/4/30	A	L	30-35
2/24/30	H	W	36-28
2/25/30	H	W	55-28
2/7/31	A	W	23-21
2/21/31	H	W	36-22
2/6/32	A	L	15-23
2/9/32	H	W	22-13
1/30/33	A	L	14-23
2/4/33	H	W	31-18
1933-34	A	W	22-16
1/28/34	H	W	30-22
2/21/35	A	W	32-23
1934-35	H	W	14-12
1/24/36	A	L	7-18
2/4/36	H	L	19-24
2/9/37	H	L	17-20
2/12/37	A	L	14-28
1937-38	A	L	28-30
1937-38	H	W	29-25
1/19/39	H	W	40-25
2/3/39	A	W	26-21
2/2/40	A	W	29-24
2/16/40	H	W	31-30
1/13/41	A	L	13-23
2/11/41	H	W	35-31
1/24/42	A	L	29-34
1941-42	H	L	31-41
1942-43	A	L	29-32
1942-43	H	L	21-30
1/26/46	H	W	41-40
2/1/46	A	L	40-41
2/14/47	A	W	47-38
3/1/47	H	W	47-46
1/10/48	H	W	47-46
2/14/48	A	L	43-44
2/19/49	H	W	65-42
2/25/49	A	L	38-42
2/3/50	A	W	44-35
2/17/50	H	W	57-30
2/16/51	A	L	67-72
3/1/51	H	W	81-61
2/11/52	A	W	76-51
2/16/52	H	W	87-60
1/31/53	A	L	60-62
2/7/53	H	W	86-54
2/6/54	A	L	52-63
2/13/54	H	W	68-56
1/8/55	H	L	59-66
1/29/55	A	L	49-56
1/28/56	A	L	53-63
2/4/56	H	W	49-39
1/26/57	H	W	79-59
2/9/57	A	W	69-66
1/18/58	A	W	83-58
2/14/58	H	W	69-57
1958-59	H	W	49-48
1/17/59	A	L	69-77
12/30/59	A	L	58-67
1/11/60	A	L	58-67
1/18/60	H	W	60-59
1/28/61	H	L	81-82
2/13/61	A	L	60-75
1/20/62	A	L	67-91
1/29/62	H	W	64-56
12/28/62	N	L	64-71
2/2/63	A	L	70-74
2/16/63	H	L	73-74
1/25/64	H	W	83-76
2/10/64	A	L	70-77
1/16/65	A	L	80-88
1/25/65	H	W	68-64
12/11/65	A	W	72-65
2/19/66	H	W	91-77



Charlie Spoonhour

12/12/66	A	W	78-69
2/20/67	H	W	85-69
1/4/68	H	W	82-44
2/17/68	A	L	73-74
1/6/69	H	W	107-66
2/17/69	A	W	77-63
12/13/69	H	W	80-63
1/31/70	A	W	84-73
2/8/71	H	W	85-81
2/22/71	A	L	76-89
2/7/72	A	L	78-79
2/21/72	H	W	96-78
1/4/73	H	W	66-62
1/20/73	H	W	75-58
2/24/73	A	W	72-64
1/19/74	A	W	70-69
2/23/74	H	W	77-67
1/4/75	H	L	62-64
1/18/75	H	W	79-67
2/22/75	A	L	86-87
1/17/76	A	W	80-67
2/21/76	H	W	80-49
1/22/77	H	W	95-77
2/26/77	A	W	85-83
1/30/78	H	W	79-72
2/25/78	A	W	84-82
1/29/79	A	L	64-78
2/24/79	H	W	81-71
1/28/80	H	W	77-65
2/23/80	A	L	71-90
1/26/81	A	W	84-76
2/21/81	H	L	68-73
1/16/82	A	L	54-58
2/10/82	H	W	79-65
12/22/98	H	W	67-56
12/16/00	A	L	71-73
11/24/01	H	W	73-63
12/21/02	A	L	53-70
12/29/13	H	W	81-78
12/13/14	A	W	73-61
12/22/15	H	L	74-78
12/7/16	A	W	79-71
12/17/16	H	W	71-66
11/9/21	H	L	94-99

<



2/28/00	A	W	62-56
3/5/00	N	W	67-56
1/6/01	H	W	72-62
2/7/01	A	L	65-68
1/7/02	A	L	74-84
2/13/02	H	W	78-71
3/3/02	N	L	63-86
2/8/03	H	L	75-76
2/19/03	A	L	69-74
3/9/03	N	L	55-64
2/3/04	A	L	52-59
2/14/04	H	L	58-59
3/7/04	N	W	80-74
1/15/05	A	L	60-61
1/26/05	H	W	92-77
3/6/05	N	W	65-61
1/19/06	H	W	71-63
2/7/06	A	L	64-66
1/13/07	A	L	56-76
2/13/07	H	L	47-51
12/30/07	A	L	71-79
1/23/08	H	W	63-62
1/28/09	A	L	57-68
2/7/09	H	L	64-72
2/3/10	A	L	67-73
2/10/10	H	W	77-72
1/12/11	H	W	64-51
2/23/11	A	W	76-58
3/4/11	N	W	58-56
1/10/12	H	W	77-65
2/8/12	A	W	56-54
12/30/12	H	W	70-59
2/6/13	A	L	54-62
3/7/13	N	W	61-53
1/25/14	H	W	69-63
2/8/14	A	L	54-72
12/31/14	A	W	53-50
1/31/15	H	W	52-46
3/5/15	N	L	48-55
1/24/16	H	L	65-80
2/27/16	A	L	68-78
1/7/17	H	L	67-75
1/28/17	A	L (ot)	84-85
1/27/18	H	L	77-79
2/14/18	A	L (ot)	80-81
3/2/18	N	L	63-67
1/2/19	A	L	70-75
2/6/19	H	W	65-59
2/8/20	A	L	66-68
2/29/20	H	W	84-59
2/10/21	H	W	65-53
2/17/21	A	W	68-53
1/12/22	H	W	81-76
2/1/22	A	W	69-54

SOUTHERN INDIANA

Missouri State leads 1-0

12/7/78	H	W	65-61
---------	---	---	-------

SOUTHERN METHODIST

SMU leads 3-1

11/29/87	H	L	58-69
12/4/99	H	L	60-70
3/16/00	H	W	77-64
11/25/12	N	L	61-62

SOUTHERN MISSISSIPPI

Southern Miss. leads 2-1

12/6/52	A	L	62-67
12/8/54	H	W	96-68
12/27/87	N	L (ot)	82-89

SOUTHERN UTAH

Missouri State leads 2-0

12/28/65	N	W	83-76
12/8/89	H	W	91-76

SOUTHWEST BAPTIST UNIV. (MO.)

Missouri State leads 10-1

1/26/14	H	W	97-23
2/17/14	A	W	90-27
1/8/15	A	W	65-21
1/21/15	H	W	80-30
1/8/26	H	W	39-19
1/19/26	A	W	30-16

1/6/27	H	W	41-33
1/11/27	A	L	26-32
1927-28	A	W	50-21
12/1/32	A	W	47-24
12/3/77	H	W	68-55

SOUTHWESTERN COLLEGE (KAN.)

Missouri State leads 4-3

1934-35	N	W	28-23
12/13/35	H	L	19-25
12/21/39	N	L	23-37
12/20/40	H	W	41-39
1942-43	A	L	21-44
12/26/47	H	W	57-39
12/6/84	H	W	78-58

SOUTHWESTERN OKLAHOMA ST.

Southwestern Okla. leads 1-0

12/23/39	N	L	28-35
----------	---	---	-------

SPRING HILL COLLEGE (ALA.)

Missouri State leads 1-0

12/4/1952	A	W	68-65
-----------	---	---	-------

SPRINGFIELD (MO.) BUSINESS

Missouri State leads 1-0

1913-14	H	W	44-9
---------	---	---	------

SPRINGFIELD (MO.) HIGH SCHOOL

Missouri State leads 7-0

2/5/09	H	W	23-15
2/26/09	H	W	47-22
1910-11	H	W	23-15
1910-11	H	W	47-2
12/13/13	H	W	43-18
2/20/13	N	W	42-19
1921-22	H	W	45-9

SPRINGFIELD (MO.) YMCA

Missouri State leads 3-2

2/24/11	H	L	15-32
2/15/15	H	L	23-42
2/17/15	H	W	37-36
1920-21	H	W	44-17
1920-21	H	W	30-16

STANFORD

Series tied 1-1

11/20/98	A	L	51-76
3/17/06	H	W	76-67

STEPHEN F. AUSTIN

Missouri State leads 1-0

12/2/95	H	W	105-81
---------	---	---	--------

STETSON

Missouri State leads 2-1

3/11/53	N	W	98-71
12/28/00	H	L	76-80
11/11/18	H	W	83-70

UNIV. OF STEUBENVILLE (OHIO)

Steubenville leads 1-0

1/15/66	A	L	62-73
---------	---	---	-------

TARKIO (MO.) COLLEGE

Tarkio leads 4-3

2/24/15	H	L	26-34
2/11/16	A	L	21-32
2/9/17	H	W	45-13
1920-21	H	W	35-21
1/31/22	H	L	26-30
2/1/22	H	L	22-32
1/27/25	H	W	48-34

TENNESSEE

Series tied 1-1

3/14/99	N	W	81-51
11/17/10	N	L	56-60

TENNESSEE-MARTIN

Missouri State leads 3-0

12/1/95	H	W	105-71
2/21/09	A	W	79-77
12/9/09	H	W	79-51

TENNESSEE STATE

Missouri State leads 4-3

12/11/53	H	W	63-59
----------	---	---	-------

12/16/54	N	L	57-77
12/20/82	H	L	45-56
2/5/83	A	L	53-67
12/4/90	A	W	87-77
12/4/92	H	W	79-66
1/8/94	H	W	61-60

TEXAS

Texas leads 1-0

12/26/40	A	L	42-43
----------	---	---	-------

TEXAS A&M

Missouri State leads 2-0

12/17/01	H	W	76-65
11/29/13	N	W	73-67

TEXAS A&M-COMMERCE

Missouri State leads 4-3

1938-39	N	L	45-68
12/21/50	A	W	67-54
12/19/53	N	L	43-59
3/11/54	N	W	65-59
1/15/55	H	L	57-60
1/4/56	H	W	69-60
11/25/85	H	W	87-49

TEXAS A&M-CORPUS CHRISTI

Missouri State leads 2-0

12/3/05	H	W	95-75
12/19/11	H	W	66-53

TEXAS-ARLINGTON

Series tied 5-5

12/8/69	A	L	71-85
2/10/70	H	W	96-75
12/20/71	A	L	76-84
3/1/72	H	L	76-83
12/8/82	A	L	67-70
1/6/83	H	W	85-80
12/5/83	A	L (ot)	58-63
1/9/84	H	W	77-71
1/7/85	H	W	76-49
1/6/86	A	W	80-69

TEXAS-EL PASO (UTEP)

Series tied 2-2

12/7/53	H	W	62-52
12/8/53	H	W	72-49
1/28/64	A	L	48-93
12/29/90	A	L	70-81

TEXAS-RIO GRANDE VALLEY

Missouri State leads 3-0

11/25/95	H	W	83-71
11/27/04	H	W	88-63
12/17/07	H	W	64-53

TEXAS-SAN ANTONIO (UTSA)

Series tied 1-1

12/5/97	H	W	90-54
12/8/01	H	L (ot)	71-72

TEXAS CHRISTIAN UNIV. (TCU)

Series tied 2-2

11/16/97	A	L	67-78
12/19/98	H	L	69-71
12/11/99	A	W	69-60
1/8/00	H	W	75-74

TEXAS SOUTHERN

Missouri State leads 2-1

12/10/56	H	L	74-90
1/30/59	H	W	71-64
12/4/98	H	W	77-47

TEXAS STATE

Missouri State leads 2-0

1951-52	N	W	70-67
12/19/87	H	W	71-56

TEXAS TECH

Texas Tech leads 4-0

12/4/93	H	L	57-69
12/9/95	A	L	74-97
12/9/97	H	L	71-79
11/22/14	A	L	68-80

TEXAS WESLEYAN

Missouri State leads 1-0

1/22/51	A	W	57-48
---------	---	---	-------

12/3/88	H	W	105-51
---------	---	---	--------

TOLEDO

Missouri State leads 2-1

11/26/99	N	W	68-59
11/11/06	H	W	79-66
11/10/07	A	L	53-57

TOWSON

Missouri State leads 1-0

12/7/92	H	W	71-56
---------	---	---	-------

TRINITY UNIVERSITY (TEXAS)

Series tied 2-2

12/21/67	H	W	93-81
12/6/69	A	L	75-105
3/1/71	H	W	78-75
12/18/71	A	L	87-101

TROY

Missouri State leads 2-0

12/7/96	H	W	105-81
12/11/04	H	W	110-63

TRUMAN STATE

Missouri State leads 83-44

3/2/23	H	W	44-21
3/3/23	H	W	36-21
2/22/24	A	W	50-21
2/23/24	A	W	44-24
1/30/25	H	W	56-28
1/31/25	H	W	39-16
1/28/26	H	W	23-19
2/13/26	A	W	30-22
1/31/27	A	W	25-17
2/1/27	A	L	24-26
2/7/27	H	W	39-29
2/6/28	H	W	25-21
2/7/28	H	L	19-28
2/22/28	A	W	37-29
2/4/29	H	L	17-34
2/5/29	H	W	29-11
2/22/29	A	L	35-37
2/23/29	A	W	36-26
1/31/30	A	L	28-35
2/1/30	A	L	28-44
2/17/30	H	W	40-32
2/18/30	H	L	27-33
1/22/31	H	W	35-21
2/9/31	A	L	16-22
2/4/32	A	W	31-20
2/5/32	H	W	22-13
1/28/33	A	W	22-21
2/11/33	H	L	14-21</



12/1/80	A	L	51-87
1/7/89	H	W	76-68
12/2/89	A	W	73-66
1/22/91	H	W (ot)	72-70
2/20/91	A	L	64-68
3/3/91	N	W (ot)	82-80
1/18/92	A	L	63-64
2/8/92	H	W	78-74
3/9/92	N	W	71-68
1/9/93	H	W	62-54
1/23/93	A	L	74-77
12/11/93	A	L	56-66
2/19/94	H	L	66-71
1/25/95	A	L	54-71
2/14/95	H	L	59-69
1/20/96	H	L	65-75
1/31/96	A	W	66-61
12/7/99	A	L	60-69
12/5/00	H	L	55-61
12/4/01	A	L	73-90
12/14/02	H	L	46-62
12/10/08	A	L	67-70
11/28/09	H	W	83-75
11/19/10	A	L	50-62
11/26/11	H	W (ot)	69-64
12/5/12	A	L	42-61
11/16/13	H	W	96-93
12/17/14	A	L	70-74
12/13/15	H	L	61-70

TULSA (OKLA.) OILERS

Tulsa Oilers lead 1-0			
1933-34	N	L	19-41

UC IRVINE

Missouri State leads 1-0			
12/21/08	H	W	57-48

UPPER IOWA UNIVERSITY

Missouri State leads 1-0			
12/21/40	H	W	33-24

UTAH

Utah leads 2-0			
12/15/07	A	L	54-66
11/28/08	H	L	58-71

UTAH STATE

Utah State leads 1-0				
12/1/15	H	L	68-69	

VALDOSTA (GA.) STATE

Missouri State leads 1-0			
12/12/80	H	W	94-77

VALPARAISO

Missouri State leads 25-10				
3/15/67	N	W	86-72	
1/29/83	A	W	76-65	
1/28/84	A	W	55-54	
2/6/84	H	W	73-53	
1/28/85	A	L (3ot)	74-79	
2/25/85	H	W	75-72	
1/27/86	H	L	62-66	
2/24/86	A	W	62-44	
1/31/87	H	W	72-38	
2/23/87	A	W	80-46	
1/30/88	A	W	72-44	
2/22/88	H	W	80-65	
1/30/89	A	W	76-58	
2/27/89	H	L	59-62	
3/7/89	H	W	82-50	
1/20/90	H	W	73-56	
2/17/90	A	W	76-60	
2/19/11	A	L	67-80	
12/15/12	H	L	54-62	
12/19/15	A	L	45-74	
12/10/16	H	L	81-84	
12/31/17	A	W	67-50	
1/17/18	H	W	64-57	
3/1/18	N	W	83-79	
1/5/19	H	L	66-82	
1/29/19	A	W (ot)	55-54	
1/23/20	H	W	67-60	
2/25/20	A	L	74-89	
3/7/20	N	L	82-89	

1/9/21	A	W	81-68
1/10/21	A	W	78-68
3/5/21	N	W	66-55
1/15/22	A	W	74-57
2/12/22	H	W	84-66
3/4/22	N	W	67-58

VIRGINIA

Virginia leads 1-0			
11/30/13	N	L	63-83

VIRGINIA COMMONWEALTH (VCU)

VCU leads 1-0			
12/15/19	A	L	51-61

WALNUT GROVE (MO.) HS

Missouri State leads 1-0			
12/5/1914	H	W	66-29

WASHBURN UNIVERSITY (KAN.)

Missouri State leads 12-4				
1/13/48	A	W	51-43	38
12/30/48	A	W	54-38	38
12/19/52	A	W	66-55	55
12/28/55	N	W	88-82	82
12/14/57	H	W	59-49	49
1/21/58	A	W	90-74	74
12/13/58	A	W	77-58	58
12/29/58	A	W	67-59	59
12/12/59	H	W	88-70	70
12/15/60	A	L	62-70	70
12/9/61	H	W	73-54	54
12/17/62	A	W	63-45	45
12/7/63	H	L	75-82	82
12/14/64	A	L	76-79	79
12/18/65	H	W	89-72	72
12/5/66	A	L	77-79	79

UNIV. OF WASHINGTON

Missouri State leads 1-0			
12/28/90	N	W	68-61

WASHINGTON UNIVERSITY (MO.)

Series tied 2-2			
12/4/59	A	L	62-75
12/10/60	H	W	82-58
1/3/62	A	W	91-75
2/12/63	H	L	62-72

WASHINGTON STATE

Washington State leads 1-0			
11/29/14	N	L (ot)	84-89

WAYLAND BAPTIST COL. (TEXAS)

Missouri State leads 4-0			
12/14/55	H	W	73-68
12/3/60	H	W	78-53
12/20/62	A	W	84-71
12/14/63	H	W	69-55

WAYNE (NEB.) STATE COLLEGE

Missouri State leads 1-0			
12/23/48	N	W	43-40

WEBER STATE

Missouri State leads 1-0				
12/6/03	H	W	79-74	

WEST TEXAS A&M

West Texas A&M leads 2-1			
1942-43	A	L	53-55
12/28/53	N	L	58-68
12/19/61	A	W	79-63

WEST VIRGINIA

West Virginia leads 1-0			
12/22/11	N	L (ot)	68-70

WESTERN ILLINOIS

Missouri State leads 14-8			
3/12/54	N	L	75-78
12/29/80	H	L	56-75
2/16/81	A	L	65-79
1/12/83	A	W	89-83
2/14/83	H	L	67-68
1/12/84	A	L	56-62
2/20/84	H	W	55-52
1/12/85	H	W	61-55

2/9/85	A	L	59-77
1/11/86	A	L	60-61
2/8/86	H	W	71-67
1/19/87	H	W	89-75
2/14/87	A	W	53-52
3/5/87	H	W	81-60
1/18/88	A	L	44-70
2/13/88	H	W	84-70
1/14/89	H	W	75-51
2/11/89	A	W	75-58
2/5/90	A	W	88-73
2/15/90	H	W	92-72
12/3/99	H	W	71-49
11/17/03	H	W	82-71

WESTERN KENTUCKY

Missouri State leads 2-0			
11/10/17	A	W	85-80
12/5/18	H	W	84-78

WESTMINSTER (MO.)

Missouri State leads 2-0			
1937-38	A	W	22-17
1937-38	H	W	24-21

WHEATON (ILL.) COLLEGE

Wheaton leads 1-0			
12/5/59	A	L	60-90

WHITTIER (CALIF.) COLLEGE

Whittier leads 1-0			
12/29/69	N	L	54-59

WICHITA STATE

Wichita State leads 42-30			
1941-42	H	W	49-32
1942-43	A	L	39-51
12/11/42	H	W	48-39
12/10/55	H	L	57-74
12/1/56	A	L	63-69
1/4/88	H	W	58-56
12/15/88	A	L	59-66
12/5/89	A	L	68-81
1/8/90	H	W	77-51
12/15/90	A	W (ot)	64-62
2/2/91	H	W	63-38
2/13/92	A	W	70-55
2/26/92	H	W	72-53
2/2/93	H	W	54-51
2/15/93	A	W	49-40
3/6/93	N	W	72-57
12/18/93	H	W	58-41
2/12/94	A	L	63-65
1/10/95	A	L	45-46
2/7/95	H	W	57-54
12/19/95	H	W	64-52
2/22/96	A	W	78-71
1/18/97	A	L	60-75
2/22/97	H	W (ot)	70-62
12/20/97	H	W	91-61
2/7/98	A	L	55-65
1/18/99	A	L (2ot)	88-94
1/31/99	H	W	89-58
1/12/00	H	W	70-63
2/2/00	A	L	69-72
2/3/01	H	W	68-55
2/17/01	A	L	48-59
3/2/01	N	W	57-45
1/5/02	H	W	82-61
2/9/02	A	L	63-71
3/2/02	N	W	72-59
1/11/03	A	L	63-67
3/1/03	H	L	65-71
12/13/03	H	L	63-81
2/25/04	A	L	66-77
1/8/05	H	L	61-63
2/23/05	A	L	61-72
1/14/06	A	L	57-81
1/22/06	H	L	62-68
1/7/07	H	W	95-87
2/20/07	A	W	71-65
3/2/07	N	W	67-64
1/8/08	H	W	71-47
1/29/08	A	L (ot)	62-70

1/14/09	H	W	68-55
2/10/09	A	L	61-62
3/5/09	N	L	46-59
1/6/10	H	L	62-65
2/14/10	A	L	64-66
3/5/10	N	L	63-73
1/9/11	A	W	59-56
2/26/11	H	W	69-64
2/1/12	H	L	67-74
2/15/12	A	L	58-73
1/23/13	H	L	52-62
2/9/13	A	L	50-79
3/8/13	N	L	59-69
1/11/14	H	L (ot)	69-72
3/1/14	A	L	45-68
3/8/14	N	L	42-67
1/21/15	H	L	53-76
2/7/15	A	L	35-78
1/13/16	H	L	62-78
2/18/16	A	L	68-99
2/9/17	A	L	62-80
2/25/17	H	L	67-86
3/4/17	N	L	63-78

WILLIAM JEWELL COLL. (MO.)

Missouri State leads 16-4				
2/26/16	H	W	56-33	
1/18/17	A	W	46-27	
2/1/17	H	W	45-33	
1/17/18	H	W	32-30	
1/18/18	H	W	29-27	
2/21/18	A	L	27-28	
1918-19	H	L	32-56	
1/22/20	H	W	56-29	
2/25/20	A	W	57-35	
1920-21	A	L	31-37	
1920-21	H	W	39-22	
1920-21	H	W	41-33	
1921-22	H	W	51-22	
2/9/25	H	W	30-19	
2/24/51	H	W	69-56	
12/19/56	H	L	81-85	
12/27/57	N	W	79-55	
12/30/58	A	W	69-65	
12/27/62	N	W	71-56	
12/3/63	H	W	90-71	
12/16/20	H	W	73-64	

WILLIAM WOODS

Missouri State leads 2-0			
11/27/15	H	W	77-56
12/30/18	H	W	110-56

WINSTON-SALEM (N.C.) STATE

Winston-Salem leads 1-0			
3/17/67	N	L	74-77

WINTHROP

Series tied 1-1			
2/17/07	H	L	66-77
11/25/07	A	W	73-69

WISCONSIN

Missouri State leads 2-0			
3/12/99	N	W	43-32
11/24/06	N	W	66-64

WISCONSIN-EAU CLAIRE

Missouri State leads 1-0			
12/12/81	H	W	71-69

A photograph of two young men in Adidas athletic wear. The man on the left is wearing a white Adidas t-shirt and an orange and black jacket, looking up and to the right with a smile. The man on the right is wearing a dark blue Adidas hoodie, looking down and to the left. They are standing in front of a brick wall. The text "CREATORS CLUB" is overlaid in large white letters in the center of the image.

CREATORS CLUB

JOIN THE CLUB. GET REWARDED.

On the field, court, or campus, your creativity is our inspiration; the adidas Creators Club is the membership program that unlocks the best of adidas. Join the community today, start earning points and get rewarded.

Become a member today, checkout
adidas.com/CreatorsClub





BEARS

2022-23 SCHEDULE

Nov. 5	Newman (Exh.)	7:00 p.m.	Jan. 18	at Drake	7:00 p.m.
Nov. 9	Missouri S&T	7:00 p.m.	Jan. 21	Southern Illinois*	3:00 p.m.
Nov. 16	at Brigham Young	8:00 p.m.	Jan. 24	UIC*	7:00 p.m.
Nov. 19	Middle Tennessee	2:00 p.m.	Jan. 28	at Murray State*	1:00 p.m.
	Baha Mar Hoops Nassau Championship, Bahamas		Feb. 1	Valparaiso*	7:00 p.m.
Nov. 25	vs. UNC Wilmington^	1:00 p.m.	Feb. 5	at Southern Illinois*	1:00 p.m.
Nov. 26	vs. Vermont or Ball St^	TBD	Feb. 8	Belmont*	6:00 p.m.
Nov. 27	vs. TBA^	TBD	Feb. 12	at Evansville*	1:00 p.m.
			Feb. 15	at Bradley*	7:00 p.m.
Nov. 30	at UIC*	7:00 p.m.	Feb. 18	Northern Iowa*	3:00 p.m.
Dec. 3	Bradley	7:00 p.m.	Feb. 21	Murray State*	6:00 p.m.
Dec. 7	at St. Mary's	9:00 p.m.	Feb. 26	at Indiana State*	12:00 p.m.
Dec. 10	Purdue Ft. Wayne	7:00 p.m.		State Farm MVC Tournament, St. Louis	
Dec. 16	at Oral Roberts	7:00 p.m.	March 2-5	vs. State Farm MVC Tournament\$	TBD
Dec. 18	Central Michigan	5:00 p.m.			
Dec. 22	Sam Houston	7:00 p.m.			
Dec. 28	at Northern Iowa*	7:00 p.m.			
Jan. 1	Drake*	2:00 p.m.			
Jan. 4	Evansville*	7:00 p.m.			
Jan. 7	at Belmont	TBA			
Jan. 11	at Illinois State*	7:00 p.m.			
Jan. 15	Indiana State*	2:00 p.m.			

- Home Games (bold) at Great Southern Bank Arena (11,000), Springfield
- (Exh.) Exhibition game
- ^ BahaMar Nassau Championship, Nassau, Bahamas
- \$ State Farm Missouri Valley Conference Tournament, St. Louis
- * Missouri Valley Conference Games
- Times listed (Springfield times) are subject to change

MissouriStateBears.com