

2021-22 Game Notes

MISSOURI STATE



Rick Kindhart
 Director of Athletics Communications
 Office: (417) 836-4585
 Cell: (417) 849-5865
 Email: RKindhart@MissouriState.edu

2021-22 BEARS SCHEDULE

NOVEMBER (4-2)

Tue. 9	Southeast Missouri	KOZL/ESPN+	L 94-99
Sat. 13	Alabama State	KOZL/ESPN3	W 78-60
Wed. 17	at Sam Houston	ESPN+	W 77-55
Mon. 22	vs. Long Beach State ^A		W 92-66
Tue. 23	vs. ETSU ^A		L 76-77
Wed. 24	vs. George Washington ^A		W 72-54

DECEMBER (5-3)

Wed. 1	at Illinois State*	ESPN+	L 74-79 (ot)
Sat. 4	(12) Brigham Young	CBS Sports Net	L 68-74
Wed. 8	at Little Rock	ESPN+	W 81-55
Sat. 11	Oral Roberts	ESPN3	W 69-60
Wed. 15	South Dakota State	ESPN+	W 75-63
Sat. 18	Central Arkansas	KOZL/ESPN3	W 106-70
Wed. 22	at Saint Mary's		L 58-75
Thu. 30	Evangel	ESPN3	W 103-56

JANUARY (1-0)

Sun. 2	Drake*	Bally Sports MW	W 61-56
Wed. 5	at Bradley*	CBS Sports Net	8:00 p.m.
Sat. 8	Northern Iowa*	CBS Sports Net	5:00 p.m.
Wed. 12	Southern Illinois*	ESPN+	7:00 p.m.
Sat. 15	at Valparaiso*	ESPN+	6:00 p.m.
Wed. 19	Illinois State*	KOZL/ESPN+	7:00 p.m.
Sat. 22	at Loyola Chicago*	CBS Sports Net	2:30 p.m.
Tue. 25	at Indiana State*	ESPN+	6:00 p.m.
Sat. 29	Evansville*	ESPN+	7:00 p.m.

FEBRUARY (0-0)

Wed. 2	at Southern Illinois*	Bally Sports MW	8:00 p.m.
Sun. 6	Loyola Chicago*	ESPN	1:00 p.m.
Wed. 9	at Drake*	Bally Sports MW	7:00 p.m.
Sat. 12	Valparaiso*	Bally Sports MW	3:00 p.m.
Tue. 15	Indiana State*	ESPN+	7:00 p.m.
Sun. 20	at Northern Iowa*	ESPN2 or ESPN	1:00 p.m.
Wed. 23	Bradley*	ESPN+	7:00 p.m.
Sat. 26	at Evansville*	ESPN+	4:00 p.m.

MARCH (0-0)

Thu. 3-	MVC Tournament \$		TBA
Sun. 6			

*Naples (Fla.) Invitational; (2-1) *MVC Games (1-1); \$ MVC Tournament, St. Louis (0-0)

COACHING STAFF

Head Coach	Dana Ford
Alma Mater	Illinois State, 2006
Record at Missouri State	59-45 (4th season)
Career Record	116-110 (8th season)
Associate Head Coach	Corey Gipson (7th season)
Alma Mater	Austin Peay, 2004
Assistant Coach	Jase Herl (4th season)
Alma Mater	Colorado Mesa, 2010
Assistant Coach	Sheldon Everett (4th season)
Alma Mater	South Carolina, 2004
Basketball Operations	Michael Collins (4th season)
Alma Mater	Colorado State, 2017
Video & Analytics Coordinator	Alec O'Reilly
Strength & Conditioning Coach	Kyle Johnson
Athletic Trainer	Mark Ortiz
Grad. Assistants	Spencer Brown, Ryank Kreklow, Jordan Scott

SERIES SUMMARY

vs. Bradley

Missouri State Record	41-25
in Springfield (JQH Arena)	25-6 (11-3)
at Peoria	13-17
at Neutral Sites	3-2
Most-Recent Meeting	MSU 72, BU 57 (2/14/21)


MISSOURI STATE AT BRADLEY

GAME 16



Missouri State BEARS

10-5 (1-1 MVC)



Bradley BRAVES

7-7 (1-1 MVC)

DATE: Wednesday, Jan. 5, 2022
 8:00 p.m. (Central)
LOCATION: Carver Arena (11,433)
 Peoria, Illinois
SERIES: Missouri State leads, 41-25
 Last Meeting: MSU 72, BU 57, 2/14/21
TV: CBS Sports Network (Dave Ryan, Tim Doyle)
RADIO: KWTO 101.3 FM | MSU Bears Radio Network
 (Art Hains, Mike Keltner)
LIVE STATS: BradleyBraves.com
TICKETS: BradleyBraves.com | (309) 677-2625



FOLLOW THE BEARS

@MSUBearsHoops
 /MissouriStBears
 /MissouriStBears
 /MSUBearsHoops
 MissouriStateBears.com
 MVC-Sports.com
 #MSUBears #BearsUnite

THE TEN COUNT

- ◆ Fresh off a win over MVC preseason favorite Drake on Sunday, the Bears take to the road Wednesday (8 p.m.) against Bradley at Carver Arena in Peoria. The game has been picked up for a national telecast on CBS Sports Network.
- ◆ Missouri State has won six of its last seven games, averaging **79.0** points and **11.3** three-pointers per game in that span with a **16.9** scoring margin. Former high school teammates **Isiah Mosley** (Jr., Columbia, Mo.) and **Ja'Monta Black** (Jr., Columbia, Mo.) have paced the MSU offense in that run with **19.0** and **13.3** points per game, respectively.
- ◆ **Black** is just 14 points away from 500 for his career (71 games). He has scored a 3-pointer in **13-of-15** games this season with **10** multiple-trey games.
- ◆ Among the NCAA's 350 Division I programs, the Bears rank high in all phases of offensive accuracy -- **13th** in 3-point FG percentage (.395), **22nd** in FT percentage (.773) and **28th** in FG percentage (.483), while helping MSU post the **43rd**-highest scoring average (78.9) in the nation. According to KenPom.com, the Bears also rank **24th** in effective FG% (.550) and **63rd** in offensive efficiency (107.8).
- ◆ Four different MSU players are averaging double figures in scoring against Bradley in their careers: **Gaige Prim** (15.8 ppg), **Isiah Mosley** (13.0), **Donovan Clay** (12.4) and **Ja'Monta Black** (12.3), all with at least 4 games against BU.
- ◆ **Jaylen Minnett** (Sr., Terre Haute, Ind.) posted a season-high 22 points vs. Evangel last Thursday behind a 7-of-11 effort from 3-point range. He ranks **14th** nationally in 3-point percentage (.472) and **21st** in 3-pointers per game (3.23), while ranking 5th among active Division I players in career 3-pointers (327).
- ◆ **Isiah Mosley** (Jr., Columbia, Mo.) and **Gaige Prim** (Sr., Aurora, Colo.) both eclipsed **1,000** points at Missouri State in Sunday's win over Drake. They now have 1,003 points apiece (71 career games for Mosley, 67 for Prim) as Bears, becoming the 30th and 31st members of the Missouri State's 1,000-Point Club.
- ◆ The Bears are **13-17** all-time in Peoria, including an 83-79 overtime loss in their most-recent trip to Carver Arena (2/19/20) and a 69-64 win against the Braves (1/12/19) the season before.
- ◆ **Gaige Prim** is coming off his 6th double-doubles of the season with **13** points and **10** rebounds in Sunday's win over Drake. Prim ranks **15th** nationally in double-doubles while charting **27th** nationally in FG percentage (.592) and **47th** in rebounds per game (8.5), all of which lead the Missouri Valley Conference.
- ◆ **Isiah Mosley's** **17.4** ppg scoring average ranks **79th** nationally and **2nd** in the MVC. Last season, Mosley became the first Bear to lead The Valley in scoring (19.8) while also ranking as the MVC's top free throw shooter (.847).
- ◆ Bears freshman **Isaac Haney** (G, Springfield, Mo.) has knocked down a 3-pointer in 3 of his last 4 games (6-of-11 in that span). He averaged **11.5** points per game last week, including a season-high 18 points vs. Evangel on Dec. 30.
- ◆ **Donovan Clay** (Sr., Terre Haute, Ind.) is averaging **10.5** points and **7.5** rebounds per game in MVC play. Over the last 5 games overall, Clay is averaging **11.2** points and **8.4** rebounds while shooting .636 (21-of-33) from the field.
- ◆ **Lu'Cye Patterson** (So., Minneapolis, Ind.) is **6-1** as a starter and is averaging **9.0** points per game in MVC games while shooting .615 (8-of-13) from the field against league foes.

MAROON FIVE



LU'CYE PATTERSON
 G, 6-1, 209, So.
 Minneapolis, Minn.

G-GS PPG RPG APG 3FG
 15-7 6.1 2.0 2.3 3



JA'MONTA BLACK
 G, 6-4, 202, Jr.
 Columbia, Mo.

G-GS PPG RPG APG 3FG
 15-15 10.3 2.5 1.1 39



ISIAH MOSLEY
 G, 6-5, 194, Jr.
 Columbia, Mo.

G-GS PPG RPG APG 3FG
 15-13 17.4 5.2 2.1 31



DONOVAN CLAY
 G/F, 6-8, 216, Jr.
 Alton, Ill.

G-GS PPG RPG APG BS
 15-15 8.3 6.5 1.6 16



GAIGE PRIM
 F, 6-9, 235, Sr.
 Aurora, Colo.

G-GS PPG RPG APG BS
 15-15 14.7 8.5 1.8 22

No.	Name	Pos.	Ht.	Wt.	Yr.	Birthdate
0	Demarcus Sharp* Charleston, Mo. (Charleston High Bluejays) Colby (Kan.) Community College	G	6-3	173	Sr.	12/26/98
1	Isiah Mosley** Columbia, Mo. (Rock Bridge High Bruins)	G	6-5	194	Jr.	5/3/00
2	Elijah Bridgers Springfield, Mo. (Kickapoo High Chiefs)	G	6-2	172	So.	8/9/01
3	Isaac Haney Springfield, Mo. (Kickapoo High Chiefs)	G	6-2	176	Fr.	8/5/02
4	Ja'Monta Black** Columbia, Mo. (Rock Bridge High Bruins)	G	6-4	202	Jr.	1/26/01
5	Donovan Clay Alton, Ill. (Alton High Redbirds) Valparaiso University	G/F	6-8	223	Jr.	1/29/01
11	Raphe Ayres* Arlington, Va. (Vermont Academy Wildcats)	G	6-5	205	So.	12/19/00
12	Jaylen Minnett Terre Haute, Ind. (South Vigo High Braves) IUPUI	G	6-1	182	Sr.	7/24/99
13	Melvyn Ebonkoli Trappes, France (Putname [Conn.] Science Academy Mustangs)	F	6-7	229	So.	4/11/02
14	Keaton Hervey* Cedar Park, Texas (Cedar Park High Timberwolves) New Mexico Jr. College	G/F	6-7	197	Sr.	12/17/98
20	Nic Tata* Melbourne, Australia (Mount Eliza Secondary) Blinn (Texas) College	F	6-10	263	Sr.	9/26/99
25	Lu'cye Patterson* Minneapolis, Minn. (Minnesota Prep Academy Diplomat Lions)	G	6-1	209	So.	12/23/01
33	Dawson Carper Colorado Springs, Colo. (Rampart High Rams) University of Hawaii	C	7-0	255	Sr.	5/9/00
44	Gaige Prim** Aurora, Colo. (Grandview High Wolves) South Plains (Texas) College	F	6-9	235	Sr.	4/8/99
55	Skylar Wicks Jersey City, N.J. (Surge Christian Academy [Fla.] Panthers)	G	6-5	186	So.	5/26/00

ALPHABETICAL ROSTER

No.	Name	Pos.	Ht.	Wt.	Yr.	Hometown (High School/Previous College)
11	Raphe Ayres*	G	6-5	205	So.	Arlington, Va. (Vermont Academy)
4	Ja'Monta Black**	G	6-4	202	Jr.	Columbia, Mo. (Rock Bridge High)
2	Elijah Bridgers	G	6-2	172	So.	Springfield, Mo. (Kickapoo High)
33	Dawson Carper	C	7-0	255	Sr.	Colorado Springs, Colo. (Rampart High / Univ.of Hawaii)
5	Donovan Clay	G/F	6-8	223	Jr.	Alton, Ill. (Alton High / Valparaiso University)
13	Melvyn Ebonkoli	F	6-7	229	So.	Trappes, France (Putnam [Conn.] Science Academy)
3	Isaac Haney	G	6-2	176	Fr.	Springfield, Mo. (Kickapoo High)
14	Keaton Hervey*	G/F	6-7	197	Sr.	Cedar Park, Texas (Cedar Pk High / New Mexico JC)
12	Jaylen Minnett	G	6-1	182	Sr.	Terre Haute, Ind. (Terre Haute South Vigo High / IUPUI)
1	Isiah Mosley**	G	6-5	194	Jr.	Columbia, Mo. (Rock Bridge High)
25	Lu'cye Patterson*	G	6-1	209	So.	Minneapolis, Minn. (Minnesota Prep Academy)
44	Gaige Prim**	F	6-9	235	Sr.	Aurora, Colo. (Grandview High / South Plains College)
0	Demarcus Sharp*	G	6-3	173	Sr.	Charleston, Mo. (Charleston High / Colby [Kan.] CC)
20	Nic Tata*	F	6-10	263	Sr.	Melbourne, Australia (Mt. Eliza Secondary / Blinn Coll.)
55	Skylar Wicks	G	6-5	186	So.	Jersey City, N.J. (Surge Christian Academy [Fla.] Panthers)

Head Coach: Dana Ford (Illinois State, 2006) (4th season)

Associate Head Coach: Corey Gipson (Austin Peay, 2004) (7th season)

Assistant Coach: Jase Herl (Colorado Mesa, 2010) (4th season)

Assistant Coach: Sheldon Everett (South Carolina, 2004) (4th season, 1st season as asst. coach)

Director of Basketball Operations: Michael Collins (Colorado St., 2017) (4th season, 2nd yr. as DOBO)

Video and Analytics Coordinator: Alec O'Reilly (Arkansas, 2018) (4th season)

Graduate Assistants: Spencer Brown, Ryan Kreklow, Jordan Scott

PRONUNCIATION GUIDE

Raphe Ayres . . . rhymes with "safe" | AIRS
Ja'Monta Blackjuh-MONN-tay
Melvyn Ebonkoli . melvin | ay-BONK-oh-lee
Jaylen Minnettmuh-NET
Isiah Mosleyeye-ZAY-uh
Lu'cye Patterson.lou-KYE
Gaige Primrhymes with cage
Demarcus Sharpduh-MARK-us
Nic Tatatah-tah
Skylar WicksSKY-lur
Coach Jase Herlhurl

BREAKDOWN BY EXPERIENCE

Total Squad Members.....15
Returning Lettermen.....8
Ja'Monta Black, Isiah Mosely, Gaige Prim,
Demarcus Sharp, Keaton Hervey, Lu'Cye Patterson,
Nic Tata, Raphe Ayres
Lettermen Not Returning3
Jared Ridder, Spencer Brown, Darian Scott
Returning Starters (GS).....5
Isiah Mosley (24), Gaige Prim (24),
Ja'Monta Black (24), Keaton Hervey (24),
Demarcus Sharp (12)
Starters Not Returning (GS)0

BREAKDOWN BY HEIGHT

7-0 Dawson Carper
6-10 Nic Tata
6-9 Gaige Prim
6-8 Donovan Clay
6-7 Melvyn Ebonkoli
Keaton Hervey
6-5 Raphe Ayres,
Isiah Mosley
Skylar Wicks
6-4 Ja'Monta Black
6-3 Demarcus Sharp
6-2 Elijah Bridgers
Isaac Haney,
6-1 Jaylen Minnett
Lu'cye Patterson

BREAKDOWN BY HOME STATE

Colorado (2)
Aurora — Gaige Prim
Colorado — Springs Dawson Carper
Illinois (1)
Alton — Donovan Clay
Indiana (1)
Terre Haute — Jaylen Minnett
Missouri (5)
Charleston — Demarcus Sharp
Columbia — Ja'Monta Black, Isiah Mosley
Springfield — Elijah Bridgers, Isaac Haney
Minnesota (1)
Minneapolis — Lu'cye Patterson
New Jersey (1)
Jersey City — Skylar Wicks
Texas (1)
Cedar Park — Keaton Hervey
Virginia (1)
Arlington — Raphe Ayres
Australia (1)
Melbourne — Nic Tata
France (1)
Trappes — Melvyn Ebonkoli

IN-SEASON BIRTHDAYS

December
17 Keaton Hervey (23)
19 Raphe Ayres (21)
23 Lu'Cye Patterson (20)
26 Demarcus Sharp (23)
January
26 Ja'Monta Black (21)
29 Donovan Clay (21)

MVC STANDINGS (AS OF 1/5/22)

Team	MVC	GB	Pct.	All	Pct.	H	A	Stk
Loyola Chicago	1-0	-	1.000	9-2	.818	6-0	2-0	W5
Southern Illinois	1-0	-	1.000	8-5	.615	6-0	1-3	W1
Missouri State	1-1	0.5	.500	10-5	.667	6-2	2-2	W2
Drake	1-1	0.5	.500	10-5	.667	9-0	1-1	L1
Indiana State	1-1	0.5	.500	8-6	.571	6-0	1-4	W4
Valparaiso	1-1	0.5	.500	8-6	.571	5-3	1-2	W3
Bradley	1-1	0.5	.500	7-7	.500	5-1	0-3	L1
Illinois State	1-1	0.5	.500	8-7	.533	7-2	1-3	L2
Northern Iowa	1-1	0.5	.500	5-7	.417	3-3	2-2	W1
Evansville	0-2	1.5	.000	4-9	.308	3-2	1-4	L2

THIS WEEK IN THE VALLEY

Wednesday, Jan. 5

Evansville at Indiana State*	6:00 p.m.
Missouri State at Bradley*	7:00 p.m.
Valparaiso at Northern Iowa*	8:00 p.m.
Loyola Chicago at Illinois State*	ppd.
Drake at Southern Illinois*	ppd.

Saturday, Jan. 8

Bradley at Loyola Chicago*	3:00 p.m.
Illinois State at Evansville*	4:00 p.m.
Northern Iowa at Missouri State*	5:00 p.m.
Indiana State at Drake*	5:00 p.m.
Southern Illinois at Valparaiso*	6:00 p.m.

MISSOURI STATE RADIO NETWORK

Ava	KKOZ (1430 AM / 92.1 FM)
California	KRLL (1420 AM)
Kansas City	KWOD (1660 AM)
Poplar Bluff	KLID (1340 AM)
St. Louis	WGNO (106.9 FM/92.0 AM)
Springfield (Flagship)	KWTO (101.3 FM)
Online	www.RadioSpringfield.com

MISSOURI STATE CAREER HIGHS

Player	Pts.	Reb.
0 - Demarcus Sharp	21	8
1 - Isiah Mosley	31	12
3 - Isaac Haney	18	4
4 - Ja'Monta Black	26	8
5 - Donovan Clay	22	15
12 - Jaylen Minnett	32	7
13 - Melvyn Ebonkoli	4	4
14 - Keaton Hervey	20	8
20 - Nic Tata	9	5
33 - Dawson Carper	20	11
44 - Gaige Prim	33	21
52 - Lu'cye Patterson	16	9

MISSOURI VALLEY PRESEASON POLL

No.	School (First-Place Votes)	Points	2020-21
1.	Drake (29)	411	24-3
2.	Loyola Chicago (8)	363	21-4
3.	Northern Iowa (6)	354	9-14
4.	Missouri State	325	17-7
5.	Southern Illinois	228	11-13
6.	Bradley	171	12-15
7.	Valparaiso	151	10-17
8.	Evansville	148	9-15
9.	Indiana State	147	14-9
10.	Illinois State	68	7-17

BEARS SEASON AWARDS

Isiah Mosley

- Preseason All-MVC (first team)
- Lou Henson Award Preseason Watch List
- MVC Player of the Week (12/13/21)
- Lou Henson Mid-Major Player of the Week (12/13/21)

Gaige Prim

- Preseason All-MVC (first team)
- Lou Henson Award Preseason Watch List
- Naples Invitational All-Tournament Team

Jaylen Minnett

- MVC Newcomer of the Week (12/20/21)

HEAD COACH DANA FORD

Dana Ford (Illinois State, 2006) is **59-45** (.567) in his fourth season as Missouri State head coach, including a 37-14 ledger at JQH Arena, 17-23 record in away games, and 5-8 mark at neutral sites. He is now **116-110** (.513) in his eighth season as a head coach, including four seasons at Tennessee State. Ford is **4-3** all-time against Bradley.

He picked up his **100th** career victory on Feb. 7, 2021 at Illinois State (72-62). The Dec. 15, 2021 win over South Dakota State was Ford's **100th** game as Bears head coach.

Last season, Ford was named to *ESPN's College Basketball 40 Under 40* list at No. 35 and was on the list of national finalists for both the Skip Prosser Award and Ben Jobe Award. The Bears completed the 2020-21 campaign with a **17-7** overall record and 12-6 ledger in the MVC (third) before advancing to the MVC Tournament semifinals. Missouri State was 7-2 in road conference games to match a program high-water mark, while Isiah Mosley and Gaige Prim earned All-MVC first team honors, and Demarcus Sharp earned a spot on the MVC All-Newcomer Team.

He was introduced as Missouri State's 18th men's basketball coach on March 22, 2018 after coaching the previous four seasons at Tennessee State. The native of Tamms, Illinois was 57-65 (.467) at Tennessee State, including a 52-39 ledger in his last three seasons in Nashville. He coached five All-OVC players and two OVC All-Newcomer Team selections during his tenure at TSU. Under his leadership, TSU doubled its home attendance average and twice earned votes in the AP Top 25 poll in 2016-17.

Ford, 37, earned the Ben Jobe Award in 2016 as the nation's top Division I minority coach. That same year, he was named Ohio Valley Conference Coach of the Year and NABC District 19 Coach of the Year after engineering one of the biggest turnarounds in NCAA history, swaying Tennessee State from a 5-26 record in his first season to a 20-11 mark in 2015-16.

He has served as an assistant at Tennessee State, Wichita State and Illinois State and was responsible for recruiting future NBA talents such as Robert Covington (Trail Blazers) and Fred Van Vleet (Raptors).

THE SERIES

The series between the Bears and Braves began when MSU joined The Valley for the 1990-91 season. Missouri State leads the rivalry, **41-25**. The Bears are 13-17 all-time in Peoria but did not play at Carver Arena last season.

Bradley swept the Bears during the 2019-20 season, but the Bears avenged that streak in 2020-21 with wins in both contests -- both at JQH Arena.

In Game One (Feb. 13, 2021), Missouri State got 24 points and seven 3-pointers from **Ja'Monta Black**, while **Gaige Prim** added 20 points to help lead the Bears to an 80-58 win. The Bears, who rolled to their fourth straight MVC win, knocked down a season-high 14 treys, including four from Jared Ridder and three from **Demarcus Sharp**, while firing at a 57.4 percent clip from the field for the game. Bradley, which played without four of its starters, was led by Ville Tahvanainen with 13 points, while freshman Darius Hannah posted 10 points.

In Game Two (Feb. 14, 2021), Missouri State got 27 points from **Isiah Mosley** and 20 more from **Gaige Prim** to help push the Bears to a 72-57 win. MSU snagged its 10th MVC win for just third time since 2007. Bradley was led by Rienk Mast who posted 15 points and 11 rebounds. The Bears were impressive on the glass, out-rebounding the Braves by a 36-26 margin and allowing BU just four offensive caroms and two second-chance points for the game. Mosley helped ignite first-half Bears runs of 13-0 and 10-0 to give MSU a 39-29 lead at the midway point.

BEARS ON THE AIR

All Bears games will air live on the Missouri State Radio Network with Springfield flagship station KWTO (101.3 FM) providing the feed to the six-station network and online at RadioSpringfield.com. The voice of the Bears, **Art Hains**, first began calling MSU's action in 1977 and is in his second stint and 41st season overall. He called MSU games from 1977-81 and returned to the mic in 1985. Hains celebrated his 1,000th MSU basketball broadcast on Jan. 2, 2013 and his 2,500th MSU event on Nov. 9, 2019. Former MSU great **Mike Keltner** (1970-74) provides color commentary, while former Lady Bears standout **Bri Ellis** will serve as sideline reporter for home games.

MOSLEY, PRIM ECLIPSE 1,000 POINTS IN WIN OVER DRAKE

Third-year Bears **Isiah Mosley** (Jr., Columbia, Mo.) and **Gaige Prim** (Sr., Aurora, Colo.) hit the 1,000-point mark as Bears on the same night as part of MoState's home win over Drake on Jan. 2.

Mosley's free throw with 33 seconds left in the first half made him the 30th Missouri State player to reach the scoring milestone. He reached 1,000 points in his 71st game in Springfield.

Later in the game, **Prim** knocked down a long jumper from the left corner with 13:01 left in the second half to put him over 1,000 points. He did so in his 67th game as a Bear. Prim had already eclipsed 1,000 NCAA points, including his freshman season at West Texas A&M, but became the 31st Missouri State player to reach 1,000 in a Bears uniform.



MOSTATE ALL-TIME BIGGEST COMEBACKS

Deficit/Time	Opponent (Date)	Final
23, 4:17 1st	vs. Southern Illinois (3/6/05)	W 65-61
22, 3:09 1st	at Winthrop (11/25/07)	W 73-69
16, 14:00 2nd	at Evansville (1/7/04)	W 95-85 (2ot)
16, 13:08 2nd	at Drake (1/31/07)	W 87-82 (ot)
16, 3:53 1st	Illinois State (1/2/13)	W 78-70 (ot)
15, 16:34 2nd	New Orleans (11/20/99)	W 58-52
15, 19:32 2nd	Illinois State (2/2/02)	W 68-63
15, 6:24 1st	Arkansas St. (12/18/02)	W 72-65 (ot)
15, 12:21 1st	Bradley (1/4/08)	W 91-80
15, 17:01 2nd	Creighton (1/22/11)	W 67-66
15, 5:50, 1st	at Drake (1/20/16)	W 79-70
14, 14:46, 2nd	at Bradley (1/12/19)**	W 69-64

** under coach Dana Ford

NAPLES INVITATIONAL ALL-TOURNAMENT TEAM

David Sloan - East Tennessee State (MVP)

Gage Prim - Missouri State

KJ Williams - Murray State

Sincere Cary - Kent State

Ledarius Brewer - East Tennessee State

MISSOURI STATE CAREER SCORING LIST

Player	Pts.
1. Daryl Garrison (1971-75)	1975
2. Kyle Weems (2008-12)	1868
3. Curtis Perry (1966-70)	1835
4. Johnny Murdock (1991-95)	1834
5. Danny Bolden (1963-67)	1718
20. William Fontleroy (1996-2000)	1133
21. Deven Mitchell (2003-08)	1131
22. Darryl Reid (1989-91)#	1105
23. Andy Newton (1973-76)	1079
24. Dennis Hill (1973-75)#	1034
25. Anthony Boggs (1980-84)	1018
26. Max Oldham (1954-58)	1016
Charles Marshall (1960-64)	1016
28. Lou Shepherd (1964-68)	1009
29. Isiah Mosley (2019-pres.)	1003
Gaige Prim (2019-pres.)	1003
31. Jerry Anderson (1951-55)	1000
32. Alize Johnson (2016-18)#	982
33. Jerry Kirksey (1958-61)	973

Two-year player

NCAA DIVISION I ALL-TIME CONSECUTIVE GAMES WITH A 3-POINTER

91, Mack Smith, Eastern Illinois	Jan. 6, 2018–Jan. 9, 2021
88, Cory Bradford, Illinois	Nov. 10, 1998–Feb. 10, 2001
73, Jordan Howard, Central Ark.	Jan. 19, 2015–Mar. 14, 2017
73, Wally Lancaster, Virginia Tech	Jan. 3, 1987–March 4, 1989
69, Jaylen Minnett, IUPUI	Feb. 23, 2018–Jan. 2, 2021
66, Marshall Henderson, Ole Miss	Nov. 9, 2012–Mar. 14, 2014
64, Justin Jaworski, Lafayette	Jan. 5, 2018–Jan. 18, 2020
63, Tyler Hall, Montana St.	Dec. 6, 2015–Dec. 2, 2017

CAREER 3-POINTERS, ACTIVE DI PLAYERS

Jordan Bohannon, Iowa	395
Antoine Davis, Detroit Mercy	365
Dalton Bolon, Col. of Charleston	356
Conley Garrison, Furman	354
Jaylen Minnett, Missouri State	327
Matt Halvorsen, FGCU	322
Carl Pierre, Rice	321
Marreon Jackson, Arizona St.	320
Ryan Hawkins, Creighton	317
Kaiden Rice, Georgetown	316

(as of 2/3/21)

THREE-POINT RECORD FALLS IN WIN OVER EVANGEL

After flirting with the team's single-game 3-point record twice this season with 16 triples at Little Rock (Dec. 8) and vs. Central Arkansas (Dec. 18), the Bears shattered the club record of 17 at home on **Dec. 30** by draining a Missouri Valley Conference record **21** treys against Evangel. The Bears finished **21-for-37 (.568)** from bonus distance against the Valor, topping an MVC standard (20), set five times previously, most recently by UNI in 2020.

MINNETT EARNS VALLEY NEWCOMER HONORS ON DEC. 20

Jaylen Minnett (Sr., Terre Haute, Ind.) was named MVC Newcomer of the Week on Dec. 20 after he averaged **15.0** points, **2.5** assists, and **3.0** steals per game to help MoState extend its win streak to four games. He posted a team-high 16 points in the team's win over South Dakota State on Dec. 15, with four 3-pointers and 4 steals. He followed that with 14 points vs. UCA on Dec. 18 with four more 3-pointers, a game-high 5 assists and a pair of steals.

BEAR ON BEAR ASSAULT BREAKS ARENA RECORD DEC. 18

Missouri State rolled up 106 points against the visiting Central Arkansas Bears on Dec. 18 at JQH Arena, including an arena-record 61 points in the second half. It marked MSU's first 100-point game against a Division I foe since posting 101 against UCA on Dec. 4, 2010, also at home. The (MoState) Bears also drained 16 3-pointers in the victory, shooting an even 50-percent (16-of-32) from distance.

MOSLEY DOUBLES UP ON VALLEY, NATIONAL AWARDS DEC. 13

Isiah Mosley (G, Columbia, Mo.) earned a pair of distinct honors on Dec. 13 after being recognized as the Missouri Valley Conference Player of the Week and the Lou Henson Mid-Major National Player of the Week. Mosley led the Bears to a pair of impressive wins with a road win at Little Rock and home victory over Oral Roberts. He went 10-for-20 from the field with a game-high 25 points vs. ORU on the heels of a 21-point outburst in MSU's road win at Little Rock. For the week, Mosley averaged 23.0 points per game with his fourth and fifth 20-point outputs of the season while making 19-of-35 (.543) field goal attempts, going 7-for-7 at the line, and snagging a team-best 7.0 rebounds per game. For his efforts, Mosley was also presented with the Lou Henson National Player of the Week, awarded weekly to the top mid-major standout in Division I college basketball.

SHOOTING THE ROCK IN LITTLE ROCK

Missouri State dropped in **16** 3-pointers and shot an impressive **51.7** percent from the field overall in its 81-55 road win at Little Rock on Dec. 8. The Bears also made 50-percent from beyond the arc (16-of-32), coming just one shy of matching the school record for 3-pointers in a game (17 vs. William Woods, 12/30/18).

Ja'Monta Black (Jr., Columbia, Mo.) also flirted with a school record, dropping in 7 triples to match his career high and was just one shy of the program record (8), which has been done four times. **Jaylen Minnett** (4), **Isaac Haney** (2) and **Keaton Hervey** (2) also had multiple treys in the Little Rock game.

MOSTATE GIVES NO. 12 BYU A RUN FOR ITS MONEY

After trailing by 14 in the second half, Missouri State got within one point of No. 12-ranked BYU on three different occasions in the second half on Dec. 4 at JQH Arena, before eventually falling, 74-68. The Bears, who got 41 bench points in the contest, trailed 63-62 with 1:47 to play but could not overcome the Cougars down the stretch. **Jaylen Minnett** scored 19 points to lead MSU, while **Lu'Cye Patterson** scored 16 points on 8-of-10 shooting.

PRIM EARNS ALL-TOURNAMENT HONORS IN NAPLES

Gaige Prim (Sr., Aurora, Colo.) was named to the all-tournament team at the Naples Invitational after he led the Bears to a third-place showing at the event (Nov. 22-24), averaging 19.0 points and 6.7 rebounds per game. He also recorded 7 assists, 5 blocks and a pair of steals at the tournament while converting 22-of-38 (.579) field goal attempts over three games. He posted 20 points in the opening-round win over Long Beach State, tacked on 17 points, 8 rebounds and 5 assists vs. ETSU in the semifinals, and closed out the tournament with 20 points and 9 caroms against George Washington in the third-place game.

BEARS FINISH THIRD AT NAPLES INVITATIONAL

Missouri State captured third place at the Naples (Fla.) Invitational, Nov. 22-24, in which they defeated Long Beach State (92-66) in the quarterfinals, dropped a narrow one-point decision on a buzzer beater to ETSU (77-76) in the semifinals, and then topped George Washington (72-54) in the third-place contest. As a team, the Bears shot **.515** (86-for-167) from the field and an amazing **.508** (33-for-65) from 3-point range, while averaging **80.0** points.

Missouri State's first-round win over Long Beach State featured an incredible 23-0 run in the first half to catapult the Bears to a 30-point halftime lead. The semifinal game vs. eventual champion ETSU featured **22** lead changes, 8 ties, and 26 combined 3-pointers between the squads before the Buccaneers won the game on a buzzer beater.

MSU POSTS INCREDIBLE 23-0 RUN IN WIN OVER LONG BEACH STATE

Missouri State's win over Long Beach State on Nov. 22 at the Naples Invitational included a game-changing **23-0** run over a 7-minute stretch in the first half that pushed the Bears' 8-point advantage (28-20) to a 31-point lead (51-20) before the intermission. The last time the Bears had a 23-point swing was a 24-1 run at Bradley on Jan. 26, 2019 (down 4 to up 19), and the team's last 23-0 run came vs. Fontbonne at home on Nov. 17, 2017 (up 8 to up 31). The last time MSU led by 30 points at the half was a 59-25 advantage over William Woods on Dec. 30, 2018.

MOSLEY HITS FOR CAREER HIGH IN GAME TWO

Isiah Mosley (Jr., Columbia, Mo.) scored a career-high **31** points on 12-of-22 field goals to go with 4 treys to help lead the Bears to a 78-60 win over Alabama State on Nov. 13. It marked the first career 30-point output for Mosley (whose previous career high was 29) and the **96th** 30-point game in Missouri State history.

PRIM SETS THE STANDARD ON OPENING NIGHT

With his **28**-point, 15-rebound showing against SEMO on Nov. 9, **Gaige Prim** (Sr., Aurora, Colo.) was the only NCAA Division I player to post 15 or more rebounds and 20 or more points on opening night.

KENPOM OFFENSIVE PLAYER RATINGS

1. Keegan Murray, Iowa	134.9
2. Zach Edey, Purdue	131.1
3. Kendrick Davis, SMU	129.4
4. Trevion Williams, Purdue	123.3
14. Gaige Prim, Missouri St.	116.3
33. Terry Roberts, Bradley	109.9
42. Isiah Mosley, Missouri St.	107.8

(as of 2/3/21)

BEARS IN PRO BASKETBALL

Alize Johnson (NBA)	Chicago Bulls
Kyle Weems (Italy)	Virtus BO
Jarrid Rhodes (Netherlands)	Freyenoord
Keandre Cook (Hungary)	Szedek
Lamont West (Bosnia)	Spars
Josh Webster (USA - TBI)	Dayton
Tulio Da Silva (Brazil)	Regales de Flamengo
Jared Dixon (UK)	Worthing
Ronnie Rousseau (Portugal)	Santo Andre
Camryn Boone (France)	Etoile Charleville
Will Creekmore (Japan)	Saitama
Daniel Meyer (Germany)	TuS Ademax
Jamar Gulley (Spain)	Gaziantep
Devon Thomas (Luxembourg)	Contern
Jan Wojcik (Poland)	Slask
James Byrd (USA - ESL)	New York
Ron Mvouika (Luxembourg)	Amicale

MISSOURI STATE QUICK FACTS

Location	Springfield, Mo. (Founded 1905)
Enrollment	23,618 (Fall 2021)
Nickname	Bears
Conference	Missouri Valley
School Colors	Maroon (PMS 505) and White
President	Clifton M. (Clif) Smart III
Alma Mater (year)	Tulane (1983)
Director of Athletics	Kyle Moats
Alma Mater (year)	SIU Edwardsville (1988)
Faculty Athletics Representative	Dr. James Hutter
Alma Mater (year)	Missouri State (1984)
Tickets	MissouriStateBears.com (417) 836-7678

COACHES & STAFF

Head Coach	Dana Ford
Alma Mater (year)	Illinois State, 2006
Missouri State Record (seasons)	59-45 (4th season)
Overall Record (seasons)	116-110 (8th season)
Associate Head Coach	Corey Gipson
Alma Mater	Austin Peay, 2004 (7th season)
Assistant Coach	Jase Herl
Alma Mater	Colorado Mesa, 2010 (4th season)
Assistant Coach	Sheldon Everett
Alma Mater	South Carolina, 2004 (4th season)
Director of Basketball Operations	Michael Collins
Alma Mater	Colorado State, 2017 (4th season)
Video and Analytics Coordinator	Alec O'Reilly
Alma Mater	Arkansas, 2018 (4th season)
Graduate Assistants	Spencer Brown,
	Ryan Kreklow, Jordan Scott
Athletic Trainer	Mark Ortiz (1st season)
Strength/Conditioning Coach	Kyle Johnson (1st season)

HISTORY

First Year of Basketball	1907-08
All-Time Record	1715-1022 (.626), 110th season
Division I Record	731-505 (.591), 40th season
Number of NCAA DI Tournament Appearances	6 (3-6)
Last App.	1999 (Lost to Duke, 78-61 in Sweet 16)
Number of NIT Appearances	9 (10-9)
Last App.	2011 (Lost to Miami, 81-72 in Second Rd.)
Number of CIT Appearances	2 (4-1)
Last App.	2014 (Lost to Murray St., 66-63 in First Rd.)
Number of NCAA DII Tournament Appearances	10 (23-10)
Last App.	1978 (Lost to Lincoln, 84-83 in Second Rd.)
Number of NAIA Tournament Appearances	6 (15-4)
Last App.	1954 (Def. Ark. Tech, 75-61 in 3rd Place)

JQH ARENA

Facility	JQH Arena (11,000)
Opened	Nov. 22, 2008
All-Time Home Record	148-66 (.692), 14th season

MSU TANDEM NAMED TO LOU HENSON AWARD WATCH LIST

On Nov. 5, Missouri State's tandem of **Isiah Mosley** (G, Columbia, Mo.) and **Gaige Prim** (F, Aurora, Colo.) were named to the Lou Henson National Player of the Year Award watch list, the organization announced this week.

Prim and Mosley represent two of the six Missouri Valley Conference players on the list, which includes 28 total honorees from the following Division I conferences: America East, Atlantic Sun, Big Sky, Big South, Big West, Colonial, Horizon, Ivy, Metro Atlantic, Mid-American, Mid-Eastern, Missouri Valley, Northeast, Ohio Valley, Patriot, Southern, Southland, Southwestern, Summit, Sun Belt, West Coast.

REDSHIRTS ANNOUNCED

Coach Dana Ford announced on Nov. 13 that sophomores **Raphe Ayres** (G, Arlington, Va.), **Skylar Wicks** (Jersey City, N.J.) and **Elijah Bridgers** (Springfield, Mo.) will redshirt during the 2021-22 season.

MOSLEY, PRIM NAMED TO PRESEASON ALL-MVC TEAM

Isiah Mosley (G, Columbia, Mo.) and **Gaige Prim** (F, Aurora, Colo.) were named to the Preseason All-Missouri Valley Conference first team, the league announced on Oct. 20.

Both players were also All-MVC first-teamers and NABC all-district first-team honorees in 2020-21 after emerging as two of the most consistent performers in The Valley.

Mosley became the first MSU player to lead the MVC in scoring after he posted 19.8 points per game. He also led the MVC in free throw percentage (.847), ranked 2nd in the conference in minutes played (33.8), 7th in assists (3.1) and 8th in rebounds (6.3). A three-time MVC Player of the Week, Mosley scored in double figures 20 times, including 14 games of 20 points or more and 13 times leading the Bears in scoring.

Prim was the conference's top rebounder (9.1) and ranked 3rd in The Valley in scoring (16.7) and field goal percentage (.599). A two-time MVC Player of the Week, Prim was also among the conference leaders in blocks (3rd) and assists (10th). He scored in double figures in 21-of-24 games with 8 double-doubles and nine 20-point games.

BEARS PICKED FOURTH IN VALLEY POLL

Missouri State was tabbed fourth in the MVC Preseason Poll, as voted upon by the league's head coaches, media representatives and communications personnel.

The Bears return 89.4% of their scoring, 91.0% of their rebounding, 93.8% of their assists and 71.7% of their 3-pointers and all 5 starters from a 17-7 squad that went 12-6 (3rd place) in the Missouri Valley Conference.

REDSHIRTS ANNOUNCED

Coach Dana Ford announced on Nov. 13 that sophomores **Raphe Ayres** (G, Arlington, Va.), **Skylar Wicks** (Jersey City, N.J.) and **Elijah Bridgers** (Springfield, Mo.) will redshirt during the 2021-22 season.

BEARS LAND THREE IN EARLY SIGNING PERIOD

Missouri State men's basketball coach Dana Ford announced Nov. 12 the receipt of three National Letters of Intent during the early signing period for:

- **N.J. Benson** (F, 6-8, 225, Mt. Vernon, Ill., Mt. Vernon Township High)
- **Jonathan Dunn** (F, 6-7, 190, Rogersville, Mo., Logan-Rogersville High, We Are United Prep)
- **Jalen Hampton** (F, 6-7, 190, St. Louis, Mo., University City High, Link Year Prep)

Benson averaged 15 points, 8 rebounds and 5 assists as a junior in 2020-21 at Mt. Vernon (Ill.) Township High last winter while earning all-conference honors for the second straight season for the Rams. *The Chicago Sun Times'* Ben Henricksen ranked Benson as the No. 7 prospect in Illinois, attributing his rising stock to "his physical attributes, athleticism and motor."

Dunn is a former Logan-Rogersville (Mo.) High School standout who averaged 23 points and 4.7 rebounds per game while shooting 62.6 percent from the field in 2020-21. The Big 8 East Player of the Year was selected to the *News-Leader* Dominant Dozen team. Prior to his time at Rogersville, he was one of the top prospects in St. Louis at Hazelwood Central High. He played AAU for the Yanders Law and is spending a prep year at We Are United Prep.

Hampton is a St. Louis product who was a Class 5 all-state performer at University City High in 2020-21. He averaged 19.0 points, 6.9 rebounds 1.4 assists and nearly a block per game for a 16-4 squad at UCity. He is currently spending a prep school season at Branson-based Link Year Prep. He held offers from Bryant and SIUE while garnering a 3-star rating from 247Sports.com.

ALIZE SIGNS TWO-YEAR DEAL WITH CHICAGO BULLS

After spending the 2021 season with the Brooklyn Nets and the previous two seasons with the Indiana Pacers, two-time All-MVC first-teamer **Alize Johnson** officially signed a two-year contract with the Chicago Bulls on Sept. 7, 2021. His deal is worth a reported \$3.6 million, ESPN's Adrian Wojnarowski reported.

Johnson was MVC Newcomer of the Year in 2017 and 2018) and scored **982** points in just two seasons to rank 30th on the program's all-time scoring list, while his **635** career rebounds ranks sixth.

FORMER VALPARAISO STANDOUT CLAY JOINS BEARS

After two seasons at MVC rival Valparaiso, **Donovan Clay** (Jr., Alton, Ill.) transferred to Missouri State for the 2021-22 season. Clay racked up **611** points, **317** rebounds and **122** assists in 63 games at Valpo (59 starts) while earning MVC All-Freshman Team honors in 2020 and Preseason All-MVC second-team distinction in 2020-21. In 6 career games against the Bears, Clay averaged 11.7 points and 6.2 rebounds.

BEARS WELCOME SCORING SPECIALIST, 3-POINT SENSATION MINNETT

IUPUI transfer **Jaylen Minnett** (Sr., Terre Haute, Ind.) racked up **1,403** points in **111** career games for the Jaguars before coming to MoState as a graduate transfer. Minnett also had **285** career 3-pointers to his credit and made at least one three in **69** straight games from 1/23/18 to 1/2/21, the fifth-longest streak in NCAA DI history.

LONGEST-TENURED DI RADIO ANNOUNCERS*

Season	Name	School
54th	Ray Goss	Duquesne
53rd	Bucky Bockhorn	Dayton
	Bill Hillgrove	Pittsburgh
51st	Jay Jacobs	Virginia
49th	Don Fischer	Indiana
	Kevin McKinney	Wyoming
48th	Rich Chvotkin	Georgetown
	Gene Deckerhoff	Florida State
44th	John Cox	Southern Miss
43rd	Eric Heft	Iowa State
	Johnny Holliday	Maryland
	Mike Reis	Southern Illinois
	Dave Snell	Bradley
42nd	Mike Kennedy	Wichita State
	Bill Baker	Northern Illinois
	Tim Bourret	Clemson
	Jim Reynoldson	Chattanooga
	Joe Sunderman	Xavier
41st	Art Hains	Missouri State
	Dave Dahl	Wichita State
	Pat Nunley	Baylor
40th	Jay Colley	William & Mary

* Play-by-play and color analysts only

MSU CONSECUTIVE 20-POINT SCORING GAMES

Zack Townsend (1/8/72 to 3/4/72)	13
Curtis Perry (1/7/70 to 2/12/70)	10
Jim Gant (12/17/65 to 1/15/66)	10
Jim Gant (2/13/65 to 12/11/65)	8
Daryel Garrison (2/16/74 to 3/9/74)	8
Isiah Mosley (12/21/20 to 1/17/21)*	8
Curtis Perry (12/6/69 to 12/29/69)	7
Jimmie Dull (1/22/77 to 2/12/77)	7
Jimmie Dull (2/16/78 to 2/27/78)	6
Mike Robinson (2/12/79 to 2/26/79)	6
Winston Garland (2/4/87 to 2/21/87)*	6

* Division I era

BEARS DUNK-O-METER

	Career	Season
Donovan Clay	10	10
Nic Tata	6	3
Keaton Hervey	7	2
Isiah Mosley	8	1
Gaige Prim	11	1
Dawson Carper	1	1
Isaac Haney	1	1

BEARS CHARGES DRAWN

	Career	Season
Isiah Mosley	17	5
Gaige Prim	7	4
Ja'Monta Black	5	2
Donovan Clay	1	1
Lu'Cye Patterson	1	1
Dawson Carper	1	1
Isaac Haney	1	1
Keaton Hervey	9	0
Elijah Bridgers	1	0

HANEY SELECTS MOSTATE AFTER STELLAR PREP CAREER

Freshman **Isaac Haney** (Springfield, Mo.) scored **3,141** points in high school in three years at Dora (Mo.) High School and his senior season at Kickapoo High in Springfield. His career scoring total ranks No. 4 in state prep history, surpassing NY Knicks great (Senator) Bill Bradley (3,058 points - 1958-61) from Crystal City. A four-time all-state pick, Haney was part of two state championship teams and one state runner-up squad.

BEARS BASKETBALL HISTORY

The Bears have an all-time record of **1715-1022** (.625), now in their 110th season; a **731-505** (.591) ledger in their 40th Division I season; and a **301-257** (.539) mark in their 32nd season in the Missouri Valley Conference. MSU is also **148-66** (.692) in their 14th season at JQH Arena.

During the Division I era, MSU has made NCAA Tournament appearances in 1987, 1988, 1989, 1990, 1992, and 1999. With NCAA Tournament wins over Wisconsin and Tennessee, the 1999 Bears advanced to the NCAA Sweet 16 for the first time in program history. The Bears have appeared in the National Invitation Tournament nine times -- 1986, 1991, 1993, 1997, 2000, 2005, 2006, 2007 and 2011. The 1986, 1993 and 2006 squads all reached the NIT quarterfinals. MSU has also appeared in the CIT twice -- 2010 and 2014.

MSU won NAIA national championship titles in 1952 and 1953 under the late coach Bob Vanatta, while making six NAIA national tournament trips from 1939-1954. MSU also appeared in the NCAA Division II Tournament 10 times, finishing as national runners-up four times -- 1959, 1967, 1969 and 1974.

MSU has won 24 regular-season conference titles, including the 2010-11 MVC championship. The Bears have also recorded 28 seasons of 20 or more victories, including 15 in the Division I era.

MISSOURI STATE UNIVERSITY

Missouri State University is a public, comprehensive university system with a mission in public affairs, whose purpose is to develop educated persons while achieving five goals: democratizing society, incubating new ideas, imagining Missouri's future, making Missouri's future, and modeling ethical and effective behavior.

With an enrollment of **23,618** (fall 2021), MSU is the second-largest institution for higher learning in Missouri, and its identity is distinguished by its statewide mission in public affairs. This mission requires a campus-wide commitment to foster competence and responsibility in the common vocation of citizenship. MSU is a selective admissions, graduate-level, teaching and research institution.

Notable Missouri State alums include: John Goodman (actor), Kathleen Turner (actress), Luke Voit (New York Yankees), Ryan Howard (2009 NLCS MVP, Philadelphia Phillies), David Glass (late owner, Kansas City Royals), John Q. Hammons (businessman, hotel developer), Bob Holden (43rd governor of Missouri), Bill Mueller (2003 American League batting champ), and Jackie Stiles (WBB Hall of Fame).

MSU is a member of the Missouri Valley in 14 sports with membership in the Missouri Valley Football Conference, Mid-American Conference (men's swimming) and Coastal Collegiate Sports Association (beach volleyball).

#BEARS UNITE

Missouri State's student-athletes across all 17 intercollegiate sports are wearing a #BearsUnite patch on their uniforms or team gear this season as a symbol of unity in the fight against injustice and discrimination. Missouri State Director of Athletics Kyle Moats, who is in his 13th year as AD, announced June 4, 2020 the implementation of a department-wide educational initiative that values inclusion of diversity, tolerance and social responsibility. Year one initiatives include: departmental training; community engagement programs; and a formal reporting procedure for discriminatory behavior of any kind.

MISSOURI VALLEY CONFERENCE

The nation's second-oldest NCAA Division I conference continues to be a leader in college athletics and is one of the nation's most progressive conferences. League members have worked together to put a high value on league harmony and invest in athletic programs to compete at the highest level.

In 2018, Loyola University of Chicago advanced to the Final Four, giving the MVC a representative on the biggest stage in college basketball for the second time in six seasons (Wichita State, 2013). MVC participation in ESPN's multi-team events and elite tournaments, have added strong opponents and more national television exposure to non-conference scheduling. The MVC also boasts tradition from the likes of Hall of Famers Larry Bird and Oscar Robertson among a list of more than 260 players drafted to the NBA.

LAST TIME IT HAPPENED

The Last Time Missouri State ...

Scored 100 Points 103, vs. Evangel, 12/30/21
Scored 50 Points in a Half 61, vs. Central Arkansas, 12/18/21 (2nd)
Scored Less than 40 Points 35, at Wichita State, 2/7/15
Scored Less than 20 Points in a Half 16, vs. Loyola Chicago, 1/31/21 (1st)
25-Point Halftime Lead MSU 55, Long Beach State 25, 11/22/21
Shot 80% in a Half 808 (21-26) vs. Grambling, 11/20/13 (2nd)
Shot 70% in a Half 739 (17-23), at Evansville, 2/26/21 (1st)
Shot Under 30% in a Game 271 (16-59), vs. Loyola Chicago, 1/31/21
60% of Scoring from Bench 603 (41-68) vs. BYU, 12/4/21
Failed to make a 3-point basket 0, vs. Loyola Chicago, 2/1/21
Made 15 3-pointers 21, vs. Evangel, 12/30/21
Attempted 40 Free Throws 41, vs. Wichita State, 1/13/16
Recorded 50-59 Rebounds 51, vs. Missouri S&T, 1/17/21
Recorded 60+ Rebounds 62, vs. Kansas City, 12/10/79
20+ Rebound Margin +20, vs. Miami, 11/21/19
20 Offensive Rebounds 20, vs. Miami, 11/21/19
Recorded 20 Assists 24, vs. Evangel, 12/30/21
Committed 20-29 Turnovers 24, vs. Southern Illinois, 2/29/20
Committed 30 Turnovers 30, vs. Cleveland State, 2/22/86
Blocked 10 Shots 12, at Indiana State, 2/6/18
Had 15 Steals 15, vs. Bethune-Cookman, 12/19/07

The Last Time An Opponent ...

Scored 100 Points 101, at Oregon State, 12/1/18
Scored 50 Points in a Half 54, vs. SEMO, 11/9/21 (2nd)
Scored Less than 40 Points 35, vs. Loyola Chicago, 1/23/19
Scored Less than 20 Pts. in a Half 19, vs. Geo. Washington (1st), 11/24/21
25-Point Halftime Lead Loyola 41, MSU 16, 1/31/21
Shot 70% in a Half 700 (14-20), vs. Northern Iowa, 2/20/19 (2nd)
Shot Under 30% in a Game 277 (18-65), vs. Valparaiso, 3/5/21
Failed to make a 3-point basket 0, Arkansas State, 12/22/10
Made 15 3-pointers 17, at Northern Iowa, 1/29/20
Attempted 40 Free Throws 40, at Texas Tech, 11/22/14
Recorded 50-59 Rebounds 52, San Diego State, 11/17/12
Recorded 60+ Rebounds 63, Cincinnati, 1/1/97
20+ Rebound Margin +20 (49-29), Wichita State, 1/13/16
20 Offensive Rebounds 22, vs. Southern U., 11/15/17
Recorded 20 Assists 20, vs. Valparaiso, 3/7/20
Committed 20-29 Turnovers 23, vs. Southern Illinois, 2/29/20
Committed 30 Turnovers 32, Harding, 11/16/07
Blocked 10 Shots 10, Arkansas, 12/15/05
Had 15 Steals 16, at VCU, 12/15/19

The Last Time a Missouri State Player ...

Scored 30-39 Points 31, Isaiah Mosley vs. Alabama State, 11/13/21
Scored 40-49 Points 44, Jimmie Dull vs. Southeast Missouri, 11/22/77
Scored 50+ Points 53, Jimmie Dull at Kentucky Wesleyan, 2/7/77
Shot 100% from the Field (Min. 6 FGA)
Shot 100% from the Free Throw Line (Min. 10 FTA)
..... Jarred Dixon (10-10), vs. UNI, 3/3/17
Made Five 3-pointers 7, Jaylen Minnett, vs. Evangel, 12/30/21
Grabbed 15 Rebounds 15, Donovan Clay, vs. Evangel, 12/30/21
Grabbed 20 Rebounds 20, Alize Johnson, vs. UNI, 1/4/18
Recorded 10 Assists 10, Josh Webster, at Loyola, 2/17/19
Blocked 5 Shots 5, Gaige Prim, vs. Alabama State, 11/13/21
Had 5 Steals 5, Keandre Cook, vs. St. Joseph's, 11/22/19
Had a Double-Double Gaige Prim (13 pts., 10 reb.) vs. Drake, 1/2/22
Had a 20-20 Game Gaige Prim (29 pts., 21 reb.), at Southern Illinois, 2/17/21
Two Players with Double-Double Isaiah Mosley (23 pts., 11 reb.)
..... & Gaige Prim (20 pts., 14 reb.), vs. Drake, 1/27/21
Consecutive Double-Doubles 3 straight, Gaige Prim, 11/9/21 to 11/17/21
Two Players with 20+ Points Isaiah Mosley (22), Jaylen Minnett,
..... vs. Evangel, 12/30/21
Five Players Scoring in Double-Figures vs. Evangel, 12/30/21
..... Minnett 22, Mosley 22, Haney 18, Black 15, Clay 10

The Last Time An Opposing Player ...

Scored 30-39 Points 35, Kris Martin, vs. Oral Roberts, 12/14/16
Scored 40-49 Points 45, Harold Robertson, Lincoln, 1/31/76
Scored 50+ Points never
Shot 100% from the Field (Min. 6 FGA) Nygal Russell (6-6), vs. SEMO, 11/9/21
Shot 100% from the Free Throw Line (Min. 10 FTA)
..... Darrell Brown (10-10), vs. Bradley, 3/8/19
Made Five 3-Pointers 5, Max Abmas, vs. Oral Roberts, 12/11/21
Grabbed 15 Rebounds 15, Dusan Mahorcic, at Illinois State, 2/7/21
Recorded 10 Assists 12, Ja Morant, at Murray State, 11/24/18
Blocked 5 Shots 5, Pauly Paulicap, vs. Manhattan, 11/21/17
Had 5 Steals 5, Connor Barrett, at Valparaiso, 1/9/21
Had a Double-Double Garrett Sturtz (16 pts., 11 reb.) vs. Drake, 1/2/21
Had a Triple-Double Ja Morant, at Murray State, 11/24/18,
..... 29 points, 13 rebounds, 12 assists
Two Players with Double-Double Kevin Obanor (19 pts., 12 reb.) &
..... Emmanuel Nzekwesi (12 pts., 11 reb.) at ORU, 12/21/19
Two Players with 20+ Points Antonio Reeves (22), Josiah Strong (21),
..... at Illinois State, 12/1/21
Five Players Scoring in Double Figures vs. SEMO, 11/9/21,
..... Reed 21, Harris 19, Russell 14, Akenten 13, Patterson 11

SERIES HISTORY VS. BRADLEY

Missouri State (total)			41-25	2/20/02	A	W	51-49	2/22/17	A	L	68-77
MSU at Home			25-6	1/4/03	H	W	67-45	1/23/18	A	L	52-72
MSU at Peoria			13-17	2/22/03	A	W	54-52	2/21/18	H	L	78-82
MSU at Neutral Sites			3-2	1/21/04	H	W	52-45	1/12/19	A	W	69-64
1/28/91	A	W	62-60	3/1/04	A	L	72-79	1/26/19	H	W	55-37
2/16/91	H	W	73-60	1/5/05	A	L	70-81	3/8/19	N	L	58-61
3/2/91	N	W	68-49	2/9/05	H	W	80-66	1/15/20	H	L	78-91
1/27/92	H	W	51-37	1/25/06	A	L	76-86	2/19/20	A	L (ot)	79-83
2/20/92	A	W	62-54	2/4/06	H	W	70-62	2/13/21	H	W	80-58
1/14/93	A	L	46-51	1/1/07	A	W	86-78	2/14/21	H	W	72-57
2/9/93	H	W	63-49	1/27/07	H	W	85-70				
1/22/94	A	L	57-70	1/2/08	H	W	91-80				
2/21/94	H	W	75-45	2/6/08	A	L	71-83				
2/4/95	A	W	68-65	1/3/09	H	L	57-63				
1/13/96	A	W	61-58	2/17/09	A	L	60-71				
2/7/96	H	L	57-68	1/9/10	H	W	88-69				
3/3/96	N	L	62-64	1/16/10	A	L	56-74				
1/5/97	H	W	56-48	1/16/11	A	W	78-67				
1/25/97	A	L	48-70	2/9/11	H	W	77-69				
3/2/97	N	W	60-58	1/21/12	A	W	51-48				
1/6/98	A	L	62-63	2/12/12	H	W	64-53				
2/18/98	H	L (ot)	65-69	1/19/13	A	L	66-69				
3/1/98	N	W	67-58	3/2/13	H	W	64-56				
1/13/99	H	W	83-78	1/8/14	A	W	68-65				
2/13/99	A	W	61-48	2/1/14	H	W	74-61				
1/30/00	A	L	57-70	1/24/15	A	L	59-61				
2/19/00	H	W	69-61	2/25/15	H	W (3ot)	80-77				
1/2/01	A	L	51-64	1/16/16	A	W	61-42				
1/21/01	H	W	63-47	2/2/16	H	W	77-71				
1/10/02	H	L	60-64	1/21/17	H	W	76-62				

Official Basketball Box Score -- Game Totals -- Final Statistics

Bradley vs Missouri St.

02/14/21 3:00 pm at Springfield, MO

Bradley 57 • 11-13, 5-10 MVC

#	Player	Total	FG-FGA	3-Ptr	FT-FTA	Rebounds	PF	TP	A	To	Blk	Stl	Min
35	Darius Hannah	r	0-4	0-0	0-0	1	1	2	1	0	0	2	2
51	Rienk Mast	r	4-12	2-8	5-5	1	10	11	2	15	2	1	0
20	Jayson Kent	r	2-7	1-5	0-0	0	0	0	3	5	1	1	0
21	Kevin McAdoo	r	5-9	1-4	2-2	0	3	3	0	13	0	3	1
23	Ville Tahvanainen	r	4-9	1-4	0-1	0	2	2	0	9	0	2	0
02	Antonio Thomas	r	0-2	0-0	0-0	0	1	1	1	0	4	0	0
05	Sean East II	r	5-8	3-4	0-0	0	1	1	0	13	1	0	1
14	Riley Burger	r	0-0	0-0	0-0	0	0	0	0	0	0	0	0
25	Thomas Hall	r	0-0	0-0	0-0	0	0	0	0	0	0	0	0
34	Connor Linke	r	1-1	0-0	0-0	0	1	1	0	2	0	1	0
Team			2	3	5								
Totals		21-52	8-25	7-8	4	22	26	7	57	8	10	4	200

FG % 1st Half: 11-29 37.9% 2nd half: 10-23 43.5% Game: 21-52 40.4%
3FG % 1st Half: 4-13 30.8% 2nd half: 4-12 33.3% Game: 8-25 32.0%
FT % 1st Half: 3-4 75.0% 2nd half: 4-4 100.0 Game: 7-8 87.5%

Missouri St. 72 • 14-5, 10-5 MVC

#	Player	Total	FG-FGA	3-Ptr	FT-FTA	Rebounds	PF	TP	A	To	Blk	Stl	Min
44	Keaton Hervey	r	2-4	1-1	0-0	0	4	4	1	5	1	2	0
44	Gaige Prim	r	9-12	0-0	2-2	4	4	8	0	20	3	3	1
00	Demarcus Sharp	r	1-6	0-4	7	1	2	8	1	0	2	33	
03	Isiah Mosley	r	10-16	5-5	2-4	0	4	1	27	1	3	1	37
03	Spencer Brown	r	0-2	0-0	1-2	0	1	1	0	1	0	0	1
02	Elijah Bridgers	r	0-0	0-0	0-0	0	0	0	0	0	0	0	2
04	Ja'Monta Black	r	5-10	4-9	0-0	0	4	4	1	14	2	0	1
11	Raphe Ayres	r	0-0	0-0	0-0	0	0	0	0	0	0	0	2
13	Melvyn Ebonkoli	r	0-0	0-0	0-0	0	0	0	0	0	0	0	1
20	Nic Tata	r	0-1	0-0	0-0	0	0	0	0	0	0	0	3
34	Jared Ridder	r	1-5	1-5	0-0	0	2	2	4	3	0	0	1
52	Lu'cye Patterson	r	0-2	0-1	0-0	0	2	2	0	0	1	0	0
Team			1	3	4								
Totals		28-58	11-27	5-8	8	28	36	8	72	16	10	2	9

FG % 1st Half: 15-30 50.0% 2nd half: 13-28 46.4% Game: 28-58 48.3%
3FG % 1st Half: 7-14 50.0% 2nd half: 4-13 30.8% Game: 11-27 40.7%
FT % 1st Half: 2-2 100.0 2nd half: 3-6 50.0% Game: 5-8 62.5%

Officials: Tyler Kumph, Randy Heimerman, Gerry Pollard
Technical fouls: Bradley-None, Missouri St.-None.
Attendance: 801
2020-21 Men's Basketball, Round: 0, Bradley vs Missouri St., Played at JQH Are

Score by periods	1st	2nd	Total
Bradley	29	28	57
Missouri St.	39	33	72

2021-22 SEASON STATISTICS (10-5)

No.	Player	G-GS	Min	Ave	FG-A	Pct	3FG-A	Pct	FT-A	Pct	OR-DR	Reb	Ave	PF-D	A	TO	BS	ST	Pts	Ave
1	Isiaih Mosley	15-13	424	28.3	97-202	.480	31-68	.456	36-39	.923	15-63	78	5.2	35-0	31	39	1	17	261	17.4
44	Gaige Prim	15-15	398	26.5	84-142	.592	3-8	.375	49-64	.766	45-83	128	8.5	30-0	27	36	22	11	220	14.7
12	Jaylen Minnett	13-1	300	23.1	51-107	.477	42-89	.472	12-13	.923	0-17	17	1.3	12-0	20	11	0	17	156	12.0
4	Ja'Monta Black	15-15	402	26.8	54-130	.415	39-103	.379	7-9	.778	4-34	38	2.5	22-0	16	9	1	5	154	10.3
5	Donovan Clay	15-15	463	30.9	48-95	.505	7-22	.318	22-27	.815	22-75	97	6.5	27-0	24	15	16	10	125	8.3
25	Lu'cye Patterson	15-7	348	23.2	36-66	.545	3-16	.188	16-30	.533	6-24	30	2.0	28-1	35	19	4	6	91	6.1
0	Demarcus Sharp	7-5	165	23.6	14-34	.412	3-10	.300	7-14	.500	3-23	26	3.7	11-0	31	10	2	6	38	5.4
3	Isaac Haney	13-0	177	13.6	16-41	.390	9-23	.391	17-18	.944	1-27	28	2.2	24-0	10	11	0	13	58	4.5
14	Keaton Hervey	12-4	234	19.5	15-43	.349	8-28	.286	9-11	.818	9-15	24	2.0	21-0	8	8	3	4	47	3.9
20	Nic Tata	5-0	33	6.6	7-12	.583	2-4	.500	0-1	.000	2-5	7	1.4	4-0	0	0	0	0	16	3.2
33	Dawson Carper	13-0	81	6.2	8-18	.444	0-1	.000	2-3	.667	6-11	17	1.3	13-0	2	6	4	1	18	1.4
Team		(Deadball Rebounds: MSU - 26, Opponents - 48)										15-23	38	2.5	9					
Missouri State		15	3025	201.7	430-890	.483	147-372	.395	177-229	.773	128-400	528	35.2	227-1	204	173	53	90	1184	78.9
Opponents		15	3025	201.7	367-884	.415	100-314	.318	165-232	.711	133-361	494	32.9	248-4	144	187	49	89	999	66.6

Date	Site	Att.	Opponent	W/L	Score	Record	Point Leader	Rebound Leader	Assist Leader
11/9	Home	4,190	Southeast Missouri	L	94-99	0-1	Prim 28	Prim 15	Black, Prim 3
11/13	Home	3,922	Alabama State	W	78-60	1-1	Mosley 31	Prim 14	Sharp 8
11/17	Away	741	Sam Houston	W	77-55	2-1	Mosley 21	Prim 13	Sharp, Clay 3
11/22	Neut	378	Long Beach State^	W	92-66	3-1	Mosley 23	Sharp 8	Sharp 4
11/23	Neut	317	ETSU^	L	76-77	3-2	Mosley 18	Prim 8	Sharp 7
11/24	Neut	137	George Washington^	W	72-54	4-2	Prim 20	Prim 9	Patterson 5
12/1	Away	2,902	Illinois State*	L	74-79 ^{ot}	4-3	Prim 27	Prim 12	Mosley 6
12/4	Home	7,006	Brigham Young	L	68-74	4-4	Minnett 19	Clay 8	Patterson 2
12/8	Away	1,057	Little Rock	W	81-55	5-4	Black 25	Clay 9	Clay 4
12/11	Home	4,002	Oral Roberts	W	69-60	6-4	Mosley 25	Mosley 8	Mosley 3
12/15	Home	3,027	South Dakota State	W	75-63	7-4	Minnett 16	Prim 10	Patterson 6
12/18	Home	2,561	Central Arkansas	W	106-70	8-4	Mosley 28	Mosley 7	Minnett, Patterson 5
12/22	Away	2,716	Saint Mary's	L	58-75	8-5	Mosley 21	Prim 8	Patterson 2
12/30	Home	1,721	Evangel	W	103-56	9-5	Minnett, Mosley 22	Clay 15	Sharp 6
1/2	Home	3,242	Drake*	W	61-56	10-5	Clay 15	Prim 10	Mosley 5
1/5	Away		Bradley*						
1/8	Home		Northern Iowa*						
1/12	Home		Southern Illinois*						
1/15	Away		Valparaiso*						
1/19	Home		Illinois State*						
1/22	Away		Loyola Chicago*						
1/25	Away		Indiana State*						
1/29	Home		Evansville*						
2/1	Away		Southern Illinois*						
2/6	Home		Loyola Chicago*						
2/9	Away		Drake*						
2/12	Home		Valparaiso*						
2/15	Home		Indiana State*						
2/20	Away		Northern Iowa*						
2/23	Home		Bradley*						
2/26	Away		Evansville*						

^Naples Invitational, Naples, Fla. (2-1, 3rd); \$ MVC Tournament, Enterprise Center, St. Louis (0-0).
MSU is 10-5 overall, 6-2 home, 2-2 away, 2-1 neutral, 0-1 overtime, 1-1 MVC, 9-4 non-conference (0-0 MVC tourney), 4-2 November, 5-3 December, 1-0 January, 0-0 February, 0-0 March.
1-0 Sunday, 1-0 Monday, 0-2 Tuesday, 4-2 Wednesday, 1-0 Thursday, 0-0 Friday, 3-1 Saturday.
* MVC games (1-1 Overall, 1-0 at Home; 0-1 Away);
Attendance: Home - 29,671 in 8 dates (3,709); Road - 7,416 in 4 dates (1,854); Neutral - 832 in 3 dates (277); Total - 36,919 in 15 dates (2,461).

Missouri State Miscellaneous Statistics

MSU Scoring Margin: +12.3; MSU Rebound Margin: +2.3.
Double-Figure Scoring Games (53): Prim 12, Mosley 11, Black 8, Minnett 8, Clay 6, Patterson 3, Hervey 2, Haney 2, Sharp 1. Opponents 45.
20-Point Games (15): Mosley 8, Prim 4, Black 1, Clay 1, Minnett 1. Opponents: 6. 30-Point Games (1): Mosley 1. Opponents: 0.
Double-Figure Rebound Games (7): Prim 6, Clay 1; Opponents: 4.
Double-Figure Scoring-Rebound Games (7): Prim 6, Clay 1; Opponents: 2.
Games Leading MSU in Scoring: Mosley 8, Prim 3, Minnett 3, Black 1, Clay 1.
Games Leading MSU in Rebounding: Prim 9, Clay 3, Mosley 2, Sharp 1.
Games Leading MSU in Assists: Patterson 5, Sharp 5, Mosley 3, Clay 2, Black 1, Patterson 1, Prim 1.

By Periods	1st	2nd	OTs	Total
Missouri State	572	602	10	1184
Opponents	460	524	15	999

Margin	1	2	3	4	5	6	7	8	9	10	11	12	13	14	15	16	17	18	19	20	22	26	36	47
Wins	-	-	-	-	1	-	-	-	1	-	-	1	-	-	-	-	-	2	-	-	1	2	1	1
Losses	1	-	-	-	2	1	-	-	-	-	-	-	-	-	-	-	1	-	-	-	-	-	-	-

2021-22 CONFERENCE-ONLY STATISTICS (1-1)

No.	Player	G-GS	Min	Ave	FG-A	Pct	3FG-A	Pct	FT-A	Pct	OR-DR	Reb	Ave	PF-D	A	TO	BS	ST	Pts	Ave
44	Gaige Prim	2-2	73	36.5	19-26	.731	1-2	.500	1-3	.333	8-14	22	11.0	4-0	5	10	2	2	40	20.0
5	Donovan Clay	2-2	68	34.0	8-16	.500	0-2	.000	5-7	.714	3-12	15	7.5	5-0	3	0	1	1	21	10.5
1	Isiah Mosley	2-2	76	38.0	7-26	.269	4-11	.364	1-2	.500	6-12	18	9.0	3-0	11	7	0	3	19	9.5
25	Lu'cye Patterson	2-1	46	23.0	8-13	.615	0-2	.000	2-3	.667	0-4	4	2.0	2-0	3	1	0	1	18	9.0
4	Ja'Monta Black	2-2	62	31.0	4-16	.250	3-13	.231	0-0	.000	1-3	4	2.0	5-0	3	0	0	0	11	5.5
0	Demarcus Sharp	1-0	23	23.0	1-6	.167	1-1	1.000	2-5	.400	1-1	2	2.0	1-0	1	3	0	1	5	5.0
3	Isaac Haney	1-0	13	13.0	1-5	.200	1-4	.250	2-2	1.000	0-0	0	0.0	1-0	1	1	0	0	5	5.0
12	Jaylen Minnett	2-0	35	17.5	3-10	.300	3-8	.375	0-0	.000	0-2	2	1.0	1-0	1	2	0	3	9	4.5
14	Keaton Hervey	2-1	27	13.5	2-4	.500	0-2	.000	3-4	.750	0-0	0	0.0	4-0	0	0	0	0	7	3.5
33	Dawson Carper	1-0	2	2.0	0-0	.000	0-0	.000	0-0	.000	0-0	0	0.0	0-0	0	0	0	0	0	0.0
Team		(Deadball Rebounds: MSU - 3, Opponents - 3)										1-2	3	1.5	3					
Missouri State		2	425	212.5	53-122	.434	13-45	.289	16-26	.615	20-50	70	35.0	26-0	28	27	3	11	135	67.5
Opponents		2	425	212.5	46-115	.400	14-39	.359	29-31	.935	18-56	74	37.0	31-0	24	28	14	18	135	67.5

Date	Site	Att.	Opponent	W/L	Score	Record	Point Leader	Rebound Leader	Assist Leader
12/1	Away	2,902	Illinois State*	L	74-79 ^{ot}	0-1	Prim 27	Prim 12	Mosley 6
1/2	Home	3,242	Drake*	W	61-56	1-1	Clay 15	Prim 10	Mosley 5
1/5	Away		Bradley*						
1/8	Home		Northern Iowa*						
1/12	Home		Southern Illinois*						
1/15	Away		Valparaiso*						
1/19	Home		Illinois State*						
1/22	Away		Loyola Chicago*						
1/25	Away		Indiana State*						
1/29	Home		Evansville*						
2/1	Away		Southern Illinois*						
2/6	Home		Loyola Chicago*						
2/9	Away		Drake*						
2/12	Home		Valparaiso*						
2/15	Home		Indiana State*						
2/20	Away		Northern Iowa*						
2/23	Home		Bradley*						
2/26	Away		Evansville*						

* MVC games (1-1 Overall, 1-0 at Home; 0-1 Away);
0-1 December, 1-0 January, 0-0 February. 1-0 Sunday, 0-0 Monday, 0-0 Tuesday, 0-1 Wednesday, 0-0 Thursday, 0-0 Friday, 0-0 Saturday.
Attendance: Home - 3,242 in 1 dates (3,242); Road - 2,902 in 1 dates (2,902); Total - 6,144 in 2 dates (3,072).

Missouri State Miscellaneous Statistics

MSU Scoring Margin: +0.0; MSU Rebound Margin: -2.0.
Double-Figure Scoring Games (5): Prim 2, Clay 1, Mosley 1, Patterson 1. Opponents 6.
20-Point Games (1): Prim 1. Opponents: 2. 30-Point Games (0): ---.Opponents: 0.
Double-Figure Rebound Games (2): Prim 2; Opponents: 2.
Double-Figure Scoring-Rebound Games (2): Prim 2. Opponents: 1.
Games Leading MSU in Scoring: Clay 1, Prim 1.
Games Leading MSU in Rebounding: Prim 2.
Games Leading MSU in Assists: Mosley 2.

By Periods	1st	2nd	OTs	Total
Missouri State	57	68	10	135
Opponents	61	59	15	135

Margin	1	2	3	4	5	6	7	8	9	10	11	12	13	14	15	16	17	18	19	20	21	22	23	26
Wins	-	-	-	-	1	-	-	-	-	-	-	-	-	-	-	-	-	-	-	-	-	-	-	-
Losses	-	-	-	-	1	-	-	-	-	-	-	-	-	-	-	-	-	-	-	-	-	-	-	-

2021-22 SUPERLATIVES

MSU Game Highs	Individual	Team
Points	31 Isiah Mosley, vs. Alabama State, 11/13/21	106 vs. Central Arkansas, 12/18/21
Points, Half	19 Isiah Mosley, at Saint Mary's, 12/22/21 (1st)	61 vs. Central Arkansas, 12/18/21 (2nd)
Field Goals Made	13 Gaige Prim, at Illinois State, 12/1/21	39 vs. Central Arkansas, 12/18/21
Field Goal Attempts	22 Isiah Mosley, vs. Alabama State, 11/13/21	73 vs. Central Arkansas, 12/18/21
Field Goal Percentage (min 5 FG)	1.000 Jaylen Minnett (6-6), vs. ETSU, 11/23/21	.603 vs. Evangel (35-58), 12/30/21
(min10 FG)	.866 Gaige Prim (13-15), at Illinois State, 12/1/21	
3 Pt Field Goals Made	7 Ja'Monta Black, at Little Rock, 12/8/21	21 vs. Evangel, 12/30/21*
	Jaylen Minnett, vs. Evangel, 12/30/21	
3 Pt FG Attempts	14 Ja'Monta Black, at Little Rock, 12/8/21	37 vs. Evangel, 12/30/21
3 Pt FG Percentage (min. 3 3FG)	1.000 Jaylen Minnett (5-5), vs. ETSU, 11/23/21	.619 vs. ETSU (13-21), 11/23/21
Free Throws Made	12 Gaige Prim, vs. SEMO, 11/9/21	25 vs. SEMO, 11/9/21
Free Throw Attempts	16 Gaige Prim, vs. SEMO, 11/9/21	35 vs. SEMO, 11/9/21
Free Throw Percentage (min 5 FT)	1.000 Isiah Mosley (8-8) at Sam Houston, 11/17/21	1.000 at Little Rock (5-5), 12/8/21
		.944 at Sam Houston (17-18), 11/17/21
Rebounds	15 Gaige Prim, vs. SEMO, 11/9/21	44 vs. Alabama State, 11/13/21
	Donovan Clay, vs. Evangel, 12/30/21	
Offensive Rebounds	7 Gaige Prim, at Sam Houston, 11/17/21	14 vs. Central Arkansas, 12/18/21
Assists	8 Demarcus Sharp, vs. Alabama State, 11/13/21	24 vs. Evangel, 12/30/21
Turnovers	6 Gaige Prim, at Illinois State, 12/1/21	16 at Illinois State, 12/1/21
	Isiah Mosley, at Illinois State, 12/1/21	
Blocked Shots	5 Gaige Prim, vs. South Dakota State, 12/15/21	7 vs. Alabama State, 11/13/21
	Gaige Prim, vs. Alabama State, 11/13/21	vs. South Dakota State, 12/15/21
Steals	4 Isaac Haney, vs. Brigham Young, 12/4/21	11 vs. Oral Roberts, 12/11/21
	Isaac Haney, vs. Oral Roberts, 12/11/21	
	Jaylen Minnett, vs. South Dakota State, 12/15/21	
Fouls	----	22 vs. SEMO, 11/9/21
Minutes	44 Isiah Mosley, at Illinois State, 12/1/21	----

Opponent Game Highs	Individual	Team
Points	27 Matthias Tass, at Saint Mary's, 12/22/21	99 vs. SEMO, 11/9/21
Points, Half	17 Matthias Tass, at Saint Mary's, 12/22/21 (2nd)	54 vs. SEMO, 11/9/21 (2nd)
Field Goals Made	12 Matthias Tass, at Saint Mary's, 12/22/21	32 vs. SEMO, 11/9/21
Field Goal Attempts	18 Max Abmas, vs. Oral Roberts, 12/11/21	66 vs. Evangel, 12/30/21
Field Goal Percentage (min 5 FG)	1.000 Nygal Russell (6-6), vs. SEMO, 11/9/21	.571 vs. SEMO (32-56), 11/9/21
(min10 FG)	.800 Matthias Tass (12-15), at Saint Mary's, 12/22/21	
3 Pt Field Goals Made	5 Josiah Strong, at Illinois State, 12/1/21	13 vs. ETSU, 11/23/21
	Max Abmas, vs. Oral Roberts, 12/11/21	at Illinois State, 12/1/21
3 Pt FG Attempts	12 Max Abmas, vs. Oral Roberts, 12/11/21	28 vs. ETSU, 11/23/21
3 Pt FG Percentage (min. 3 3FG)	1.000 Spencer Johnson (3-3), vs. Brigham Young, 12/4/21	.565 at Illinois State (13-23), 12/1/21
Free Throws Made	8 Darrious Hall, vs. Central Arkansas, 12/18/21	27 vs. SEMO, 11/9/21
Free Throw Attempts	10 Joe Hampton, vs. Long Beach State, 11/22/21	34 vs. SEMO, 11/9/21
Free Throw Percentage (min 5 FT)	1.000 Darrious Hall (8-8), vs. Central Arkansas, 12/18/21	.944 vs. Central Arkansas (17-18), 12/18/21
Rebounds	12 Kareem Thompson, vs. Oral Roberts, 12/11/21	43 vs. Drake, 1/2/22
Offensive Rebounds	6 Isaiah Polermo, at Little Rock, 12/8/21	16 at Sam Houston, 11/17/21
Assists	6 David Sloan, vs. ETSU, 11/23/21	16 at Illinois State, 12/1/21
	Garrett Sturtz, vs. Drake, 1/2/22	at Saint Mary's, 12/22/21
Turnovers	7 Savion Flagg, at Sam Houston, 11/17/21	16 done 3 times, last vs. Oral Roberts, 12/11/21
Blocked Shots	3 Ryan Schmitt, at Illinois State, 12/1/21	9 at Illinois State, 12/1/21
	Sy Chatman, at Illinois State, 12/1/21	
Steals	4 Aboubacar Taore, vs. Long Beach State, 11/22/21	10 at Illinois State, 12/1/21
	Kendall Lewis, at Illinois State, 12/1/21	
	Alex Barcello, vs. Brigham Young, 12/4/21	
Fouls	----	26 vs. SEMO, 11/9/21
Minutes	40 Antonio Reeves, at Illinois State, 12/1/21	---
	Max Abmas, vs. Oral Roberts, 12/11/21	

Team Lows	Missouri State	Opponents
Points	58 at Saint Mary's, 12/22/21	54 vs. George Washington, 11/24/21
Points, Half	22 at Saint Mary's, 12/22/21 (2nd)	19 vs. George Washington, 11/24/21 (1st)
Field Goals Made	22 vs. Drake, 1/2/22	19 vs. Long Beach State, 11/22/21
Field Goal Attempts	50 vs. ETSU, 11/23/21	56 vs. SEMO, 11/9/21
		vs. Long Beach State, 11/22/21
Field Goal Percentage	.397 vs. Oral Roberts (23-58), 12/11/21	.323 at Sam Houston (20-62), 11/17/21
3 Pt Field Goals Made	4 vs. Oral Roberts, 12/11/21	1 vs. Drake, 1/2/22
3 Pt FG Attempts	18 vs. Brigham Young, 12/4/21	10 at Saint Mary's, 12/22/21
3 Pt FG Percentage	.190 vs. Oral Roberts (4-21), 12/11/21	.063 vs. Drake (1-16), 1/2/22
Free Throws Made	2 at Saint Mary's, 12/22/21	1 at Little Rock, 12/8/21
Free Throw Attempts	4 at Saint Mary's, 12/22/21	5 at Little Rock, 12/8/21
Free Throw Percentage	.500 at Saint Mary's (2-4), 12/22/21	.200 at Little Rock (1-5), 12/8/21
Rebounds	21 vs. ETSU, 11/23/21	27 vs. ETSU, 11/23/21
Assists	6 vs. Brigham Young, 12/4/21	5 at Sam Houston, 11/17/21
	at Saint Mary's, 12/22/21	vs. Oral Roberts, 12/11/21
Turnovers	5 vs. Central Arkansas, 12/18/21	9 vs. Brigham Young, 12/4/21
Blocked Shots	1 vs. SEMO, 11/9/21	0 at Saint Mary's, 12/22/21
	at Illinois State, 12/1/21	
Steals	3 at Sam Houston, 11/17/21	3 vs. Central Arkansas, 12/18/21
Fouls	9 vs. George Washington, 11/24/21	11 at Illinois State, 12/1/21
		at Little Rock, 12/8/21

2021-22 INDIVIDUAL GAME-BY-GAME STATS

Opponent		0-Sharp P-R-A	1-Mosley P-R-A	3-Haney P-R-A	4-Black P-R-A	5-Clay P-R-A	12-Minnett P-R-A	13-Ebonkoli P-R-A	14-Hervey P-R-A	20-Tata P-R-A	25-Patterson P-R-A	33-Carper P-R-A	44-Prim P-R-A
11/9	SEMO	12-2-2*	16-2-1*	2-0-0	2-4-3*	20-4-2*	14-1-1	DND	DND	DNP	0-1-1	2-0-0	28-15-3*
11/13	Alabama State	4-2-8*	31-5-0*	2-2-2	16-3-1*	6-8-0*	DND	DNP	2-3-1	DNP	2-0-0	4-3-0	11-14-1*
11/17	at Sam Houston	4-5-3*	21-5-1*	3-1-0	15-4-0*	4-2-3*	DND	DNP	11-2-1	0-1-1	2-1-2	0-0-1	17-13-2*
11/22	vs. Long Beach St.*	3-6-4*	23-5-3	2-0-1	6-1-3*	9-5-2*	8-0-1	DNP	10-5-2*	3-0-0	8-2-1	0-1-0	20-3-1*
11/23	vs. ETSU^	4-4-7*	18-3-0*	DNP	3-0-1*	10-3-0*	17-1-2	DNP	7-0-1	DNP	0-0-0	DNP	17-8-5*
11/24	vs. GWashington^	DND	7-7-3*	0-2-0	14-5-1*	6-3-0*	16-3-2	DNP	0-2-0*	0-1-0	5-2-5	4-1-0	20-9-1*
12/1	at Illinois State*	DND	12-9-6*	DNP	3-2-2*	6-8-2*	9-1-1	DNP	7-0-0*	DNP	10-2-2	0-0-0	27-12-2*
12/4	Brigham Young	DND	0-2-1*	6-4-1	2-2-0*	6-8-1*	19-3-0	DNP	2-2-0*	DNP	16-4-2	0-4-0	17-6-1*
12/8	Little Rock	DND	21-6-3*	10-4-2	25-6-1*	0-9-4*	17-3-3	DNP	6-1-1	DND	2-2-3*	0-1-0	0-5-2*
12/11	Oral Roberts	DND	25-8-3*	3-3-1	16-5-0*	2-5-1*	4-1-1	DNP	2-5-0	DNP	7-3-2*	0-0-0	10-6-0*
12/15	South Dakota St.	DND	9-6-2*	2-2-0	10-2-0*	12-7-2*	16-1-0	DND	DND	DNP	11-4-6*	2-2-0	13-10-2*
12/18	Central Ark.	DND	28-7-1*	7-4-0	14-1-1*	8-6-2*	14-1-5*	DND	DND	9-5-0	8-3-5*	4-3-1	14-6-1*
12/22	St. Mary's	DND	21-0-1*	0-1-1	5-1-0*	11-7-0*	0-0-1	DNP	0-1-1	4-0-0	9-0-2*	2-1-0	6-8-0*
12/30	Evangel	6-5-6	22-5-1	18-4-1	15-0-2*	10-15-4*	22-1-3*	DNP	0-3-1	DND	3-4-3*	0-1-0	7-3-3*
1/2	Drake*	5-2-1	7-9-5*	5-0-1	8-2-1*	15-7-1*	0-1-0	DNP	0-0-0	DND	8-2-1*	DND	13-10-3*
1/5	Bradley*												
1/8	Northern Iowa*												
1/12	Southern Illinois*												
1/15	Valparaiso*												
1/19	Illinois State*												
1/22	Loyola Chicago*												
1/25	Indiana State*												
1/29	Evansville*												
2/1	Southern Illinois*												
2/6	Loyola Chicago*												
2/9	Drake*												
2/12	Valparaiso*												
2/15	Indiana State*												
2/20	Northern Iowa*												
2/23	Bradley*												
2/26	Evansville*												

Pts-Reb-Ass. *game started

2020-21 TEAM GAME-BY-GAME STATS

TEAM		SCORE	1H-2H-(OT)	FG-FGA	PCT.	3PT-A	PCT.	FT-A	PCT.	O-REB.	D-REB.	TOT.	mgn	PF-DQ	A	TO	BLK	ST	BNCH
MISSOURI STATE	L	94	41-53	31-60	.517	7-26	.269	25-35	.714	7	23	30	-3	22-0	13	7	1	6	16
SEMO		99	45-54	32-56	.571	8-19	.421	27-34	.794	5	28	33		26-0	10	11	2	6	38
MISSOURI STATE	W	78	42-36	27-63	.429	8-30	.267	16-19	.842	13	31	44	+11	12-0	13	14	7	9	10
Alabama St.		60	29-31	24-62	.387	4-19	.211	8-12	.667	9	24	33		22-0	6	16	4	7	21
MISSOURI STATE	W	77	33-44	26-55	.473	8-20	.400	17-18	.944	12	27	39	+6	19-0	13	15	2	3	16
at Sam Houston		55	22-33	20-62	.323	8-23	.348	7-12	.583	16	17	33		14-0	5	15	4	4	21
MISSOURI STATE	W	92	55-37	32-56	.571	12-22	.545	16-21	.762	5	25	30	-3	20-0	18	10	3	6	44
vs. Long Beach		66	25-41	19-56	.339	9-24	.375	19-32	.594	11	22	33		21-2	9	13	2	6	37
MISSOURI STATE	L	76	43-33	28-50	.560	13-21	.619	7-9	.778	4	17	21	-6	12-0	16	9	3	5	24
vs. ETSU		77	45-32	30-57	.526	13-28	.464	4-6	.667	9	18	27		12-0	15	11	2	6	15
MISSOURI STATE	W	72	32-40	26-61	.426	8-22	.364	12-15	.800	10	29	39	+7	9-0	12	11	4	6	25
vs. G.Washington		54	19-35	22-58	.379	5-21	.238	5-7	.714	6	26	32		19-0	10	14	1	5	9
MISSOURI STATE	L	74	34-30-10	31-68	.456	7-25	.280	5-6	.833	9	26	35	+4	13-0	15	16	1	6	19
at Illinois State*		79	32-32-15	26-57	.456	13-23	.565	14-15	.933	4	27	31		11-0	16	16	9	10	31
MISSOURI STATE	L	68	27-41	27-66	.409	5-18	.278	9-12	.750	13	26	39	+5	18-0	6	12	2	4	41
Brigham Young		74	35-39	27-56	.482	6-23	.261	14-20	.700	5	29	34		16-0	6	9	5	6	18
MISSOURI STATE	W	81	42-39	30-58	.517	16-32	.500	5-5	1.000	7	32	39	+11	11-0	19	12	3	6	33
at Little Rock		55	28-27	22-59	.373	10-24	.417	1-5	.200	8	20	28		11-0	14	12	3	6	27
MISSOURI STATE	W	69	27-42	23-58	.397	4-21	.190	19-24	.792	8	30	38	-3	13-0	8	11	4	11	9
Oral Roberts		60	25-35	25-63	.397	7-26	.269	3-7	.429	11	30	41		18-0	5	16	4	5	11
MISSOURI STATE	W	75	40-35	28-58	.483	10-26	.385	9-12	.750	6	32	38	+3	16-0	12	15	7	6	20
South Dak. St.		63	33-30	23-61	.377	4-16	.250	13-22	.591	10	25	35		13-0	9	11	4	5	25
MISSOURI STATE	W	106	45-61	39-73	.534	16-32	.500	12-13	.923	14	23	37	+9	15-0	16	5	6	5	34
Central Ark.		70	30-40	25-57	.439	3-18	.167	17-18	.944	8	20	28		18-0	6	11	2	3	21
MISSOURI STATE	L	58	36-22	25-52	.481	6-20	.300	2-4	.500	3	19	22	-12	16-0	6	12	3	7	6
at St. Mary's		75	33-42	30-56	.536	4-10	.400	11-14	.786	8	26	34		12-0	16	10	0	4	20
MISSOURI STATE	W	103	52-51	35-58	.603	21-37	.568	12-16	.750	6	36	42	+13	18-1	24	13	5	5	46
Evangel		56	30-26	22-66	.333	5-24	.208	7-12	.583	9	20	29		15-1	9	10	2	8	23
MISSOURI STATE	W	61	23-38	22-54	.407	6-20	.300	11-20	.550	11	24	35	-8	13-0	13	11	2	5	10
Drake*		56	29-27	20-58	.345	1-16	.063	15-16	.938	14	29	43		20-0	8	12	5	8	22
MISSOURI STATE																			
at Bradley*																			
MISSOURI STATE																			
UNI*																			
MISSOURI STATE																			
Southern Illinois*																			
MISSOURI STATE																			
at Valparaiso*																			
MISSOURI STATE																			
Illinois State*																			
MISSOURI STATE																			
Loyola Chicago*																			
MISSOURI STATE																			
at Indiana St.*																			
MISSOURI STATE																			
Evansville*																			
MISSOURI STATE																			
at Southern Ill.*																			
MISSOURI STATE																			
Loyola Chicago*																			
MISSOURI STATE																			
at Drake*																			
MISSOURI STATE																			
Valparaiso*																			
MISSOURI STATE																			
Indiana St.*																			
MISSOURI STATE																			
at UNI*																			
MISSOURI STATE																			
Bradley*																			
MISSOURI STATE																			
at Evansville*																			
MISSOURI STATE																			
TBA \$																			

BREAKING DOWN THE 2021-22 BEARS

Missouri State Record When

	Under Ford	2021-22
Controlling the Tip	31-20	7-3
Opponents Control Tip	28-25	3-2
Scoring First	34-13	5-2
Opponents Score First	25-32	5-3
Leading at Half	50-9	9-2
Trailing at Half	6-36	1-3
Tied at the Half	3-0	0-0
Leading with 5:00 Left	54-6	10-2
Trailing with 5:00 Left	4-38	0-3
Tied with 5:00 Left	1-1	0-0
In Overtime	1-2	0-1
When Outbounding Opponent	42-16	7-2
When Outbounded by Opp	14-28	3-3
When Rebounds are Same	3-1	0-0
When MSU Commits More TO	23-21	2-2
When Opponents Commit More TO	30-16	6-2
When Turnovers are Same	6-8	2-1
When MSU Shoots 50% or Better	30-2	4-2
When MSU Shoots Less than 50%	29-43	6-3
When Opp. Shoot 50% or Better	6-21	0-3
When Opp. Shoot Less than 50%	53-24	10-2
When MSU Shoots Better than Opp	50-10	9-1
When Opp. Shoot Better than MSU	9-35	1-4
When MSU Shoots 40% 3pt	25-9	5-1
When MSU Shoots Less than 40% 3pt	34-36	5-4
When Opp. Shoots 40% 3pt	12-23	1-4
When Opp. Shoots Less than 40% 3pt	47-22	9-1
When MSU Shoots Better 3pt%	45-13	9-2
When Opp. Shoots Better 3p%	14-32	1-3
When MSU has More FT Attempts	34-15	6-2
When Opponents have More FT Att.	23-28	3-3
When Free Throw Attempts are Same	2-2	1-0
When MSU Shoots 80% FT	20-11	5-1
When MSU Shoots Less than 80% FT	39-34	5-4
When Opponents Shoot 80% FT	10-16	2-1
When Opp. Shoot Less than 80%	49-29	8-4
When MSU Shoots Better FT%	41-16	8-2
When Opp. Shoots Better FT%	17-28	2-3
When Teams Shoot Same FT%	1-1	0-0
When MSU Bench Outscores Opp	28-21	5-2
When Opp. Bench Outscores MSU	30-23	5-3
When Bench Points are Same	1-1	0-0
Following an MSU Win #	34-24	6-3
Following an MSU Loss #	23-19	4-1
# Season openers not factored in		
When 0 Players in Double Figures	0-1	0-0
When 1 Player in Double Figures	2-1	0-0
When 2 Players in Double Figures	6-7	1-1
When 3 Players in Double Figures	22-22	4-2
When 4 Players in Double Figures	22-10	3-1
When 5 or More Players in Dbl Figures	7-4	2-1
In White Uniforms (2-2 away, 2-1 N)	33-14	7-0
In Maroon Uniforms (2-2 home, 0-2 N)	14-17	2-3
In Gray Uniforms (1-0 home)	6-6	0-0
In White Alt. Uniforms (5-1 home)	5-2	0-0
In Maroon Color Rush (0-0 home)	0-4	0-0
In Black Uniforms (0-2 home, 1-0 neut)	1-2	1-2
In November	10-11	4-2
In December	16-9	5-3
In January	14-12	1-0
In February	17-9	0-0
In March	2-4	0-0
Day	22-14	2-1
Night	37-31	8-4

Under Ford 2021-22

On Sunday	13-5	1-0
On Monday	2-3	1-0
On Tuesday	7-7	0-2
On Wednesday	14-11	4-2
On Thursday	2-1	1-0
On Friday	6-3	0-0
On Saturday	15-15	3-1

Team Misc. Stats:

Jump Balls Controlled

Missouri State	51	10
Opponents	53	5

Dunks

Missouri State (156)	175	19
Opponents (105)	119	14

Charges Drawn

Missouri State (112)	127	15
Opponents (60)	74	14

Points in Paint

Missouri State (2781)	3263	482
Opponents (2446)	2856	410

Points Off Turnovers

Missouri State (1239)	1457	218
Opponents (1127)	1305	178

Second-Chance Points

Missouri State (856)	998	142
Opponents (771)	907	136

Fast-Break Points

Missouri State (546)	689	143
Opponents (522)	637	115

Bench Scoring

Missouri State (1600)	1953	353
Opponents (1534)	1873	339

Point Distribution

Seniors (2607)	3102	495
Juniors (2234)	2774	540
Sophomores (717)	808	91
Freshmen (740)	798	58
Total (6298)	7482	1184

Technical Fouls

Under Ford 2021-22

Lu'Cye Patterson	2	2
Bench	7	1
Gaige Prim	3	1
Demarcus Sharp	2	0
Isiah Mosley	1	0
Other Players	14	0
Missouri State	29	4
Opponents	20	7

Technical Free Throws

Missouri State	27-33	11-11
Isiah Mosley	8-8	5-5
Jaylen Minnett	2-2	4-4
Ja'Monta Black	2-2	2-2
Others	13-19	0-0
Opponents	38-47	3-6

3-Second Violation

Missouri State	7	1
Opponents	5	0

Shot Clock Expired

Missouri State	57	10
Opponents	54	5

Five-Second Violation (in-bounds)

Missouri State	2	0
Opponents	0	0

10-Second Violation

Missouri State	2	0
Opponents	2	1

Missouri State's First Points

Jumper	19	5
3-Pointer	29	4
Hook Shot	10	3
Lay-up	35	2
Free-Throw	9	1
Tip-in	2	0
Dunk	0	0

By Game Ball

Wilson	31-21	8-3
Nike	16-17	2-2
Spalding	1-2	0-0
Adidas	11-4	0-0



BEARS IN MVC AND NCAA RANKINGS (1/3/22)

Category	NCAA*	MVC*	Avg.	NCAA Leader	Avg.
Won-Lost Percentage	101	2	66.7	Colo. St., Baylor, USC	100.0
Scoring Offense	43	2	78.9	Arizona	89.5
Scoring Defense	133	4	66.6	Texas	51.9
Scoring Margin	54	2	12.3	Arizona	25.5
Field-Goal Percentage	28	2	48.3	Colorado St.	53.0
Field-Goal Percentage Defense	137	3	41.5	LSU	34.5
Three-Point Field-Goal Percentage	13	2	39.5	South Dakota St.	44.0
Three-Point Field Goals Per Game	33	2	9.8	Oral Roberts	12.8
Three Pt FG Defense	131	2	31.8	VCU	23.8
Free-Throw Percentage	22	1	77.3	Portland	81.4
Rebound Margin	164	6	2.3	Kentucky	16.9
Assists Per Game	169	4	13.6	Arizona	21.3
Assist Turnover Ratio	95	4	1.18	Northwestern	2.09
Blocked Shots Per Game	144	3	3.5	Auburn	8.2
Steals Per Game	251	7	6.0	Abilene Christian, LSU	12.5
Turnovers Per Game	63	4	11.5	New Hampshire	7.9
Turnover Margin	152	4	0.9	Abilene Christian	10.7
Personal Fouls Per Game	82	6	15.1	Western Ky.	12.2
Total 3-point FGM	10	1	147	Oral Roberts	192

*NCAA rankings out of 350 teams; MVC out of 10 teams; = Top 50+ national rankings; **Bold** - led MVC

BREAKING DOWN THE BEARS

Opening Tips Won-Lost	Career	Season
Gaige Prim.....	34-20	10-5

Overtime Tips Won-Lost

Gaige Prim.....	0-1	0-1
-----------------	-----	-----

First MSU Points

Gaige Prim.....	18	4
Ja'Monta Black.....	10	4
Isiah Mosley.....	11	2
Demarcus Sharp.....	3	2
Donovan Clay.....	2	2
Jaylen Minnett.....	1	1
Keaton Hervey.....	1	0

Led Bears in Scoring

Isiah Mosley.....	24	8
Gaige Prim.....	18	3
Jaylen Minnett.....	3	3
Ja'Monta Black.....	3	1
Donovan Clay.....	1	1
Keaton Hervey.....	2	0
Demarcus Sharp.....	1	0

Double-Figure Scoring Games

Gaige Prim.....	80	12
Isiah Mosley.....	45	11
Jaylen Minnett.....	77	8
Ja'Monta Black.....	20	8
Donovan Clay.....	38	6
Lu'Cye Patterson.....	3	3
Keaton Hervey.....	15	2
Isaac Haney.....	2	2
Demarcus Sharp.....	8	1
Dawson Carper.....	6	0

20-Point Games

Isiah Mosley.....	23	8
Gaige Prim.....	18	4
Jaylen Minnett.....	19	1
Donovan Clay.....	6	1
Ja'Monta Black.....	3	1
Demarcus Sharp.....	1	0
Dawson Carper.....	1	0
Keaton Hervey.....	1	0

Led Bears in Rebounding

Gaige Prim.....	28	9
Donovan Clay.....	3	3
Isiah Mosley.....	10	2
Demarcus Sharp.....	3	1
Keaton Hervey.....	3	0
Lu'Cye Patterson.....	1	0

Double-Figure Rebounding Games

Gaige Prim.....	24	6
Donovan Clay.....	4	1
Isiah Mosley.....	4	0
Dawson Carper.....	1	0

Scoring-Rebounding Double-Doubles

Gaige Prim.....	24	6
Donovan Clay.....	3	1
Isiah Mosley.....	3	0
Dawson Carper.....	1	0

Led Bears in Assists

Demarcus Sharp.....	14	5
Lu'Cye Patterson.....	5	5
Isiah Mosley.....	15	3
Donovan Clay.....	2	2
Gaige Prim.....	17	1
Ja'Monta Black.....	10	1
Jaylen Minnett.....	1	1
Skylar Wicks.....	1	0
Spencer Brown.....	1	0

Record as a Starter

Ja'Monta Black.....	35-22	10-5
Gaige Prim.....	34-20	10-5
Donovan Clay.....	10-5	10-5
Isiah Mosley.....	29-18	8-5
Lu'Cye Patterson.....	6-1	6-1

2021-22 Missouri State Game-by-Game Misc. Scoring Stats

Misc. Scoring	In Paint MSU-Opp	Off T/O MSU-Opp	2nd Ch. MSU-Opp	Fast Brk MSU-Opp	Bench MSU-Opp	Total MSU-Opp	Best Run
11/9 Southeast Missouri.....	46-34	10-10	10-7	4-7	16-38	94-99	13-4 (-7 to +2)
11/13 Alabama State.....	34-26	15-14	14-9	14-12	10-21	78-60	8-0 (+4 to +12)
11/17 at Sam Houston.....	32-16	20-13	13-11	11-7	16-21	77-55	17-2 (+11 to +27)
11/22 vs. Long Beach St.^.....	34-14	18-16	9-14	15-7	44-37	92-66	23-0 (+8 to +31)
11/23 vs. ETSU^.....	26-20	19-7	6-9	0-2	24-15	76-77	9-0 (-5 to +4)
11/24 vs Geo. Washington^.....	28-32	17-8	11-6	13-10	25-9	77-54	12-0 (+7 to +19)
12/1 at Illinois State*.....	44-24	13-18	6-5	9-20	19-31	74-79	14-3 (-2 to +9)
12/4 Brigham Young.....	36-26	10-17	15-6	2-8	41-18	68-74	16-4 (-14 to -2)
12/8 at Little Rock.....	22-20	16-8	9-4	13-4	33-27	81-55	14-0 (+0 to +14)
12/11 Oral Roberts.....	28-28	20-13	6-14	12-6	9-11	69-60	11-0 (+0 to +11)
12/15 South Dakota St.	30-30	9-15	4-12	9-3	20-25	75-63	10-2 (+2 to +8)
12/18 Central Arkansas.....	46-30	18-4	18-6	18-15	34-21	106-70	15-5 (+26 to +36)
12/22 St. Mary's.....	30-50	11-8	5-12	3-6	6-20	58-75	11-4 (-2 to +5)
12/30 Evangel.....	26-26	9-12	8-12	14-4	46-23	103-56	21-0 (+7 to +28)
1/2 Drake*.....	20-34	13-13	11-14	6-4	10-22	61-56	16-4 (-9 to +3)

1/5 Bradley*	
1/8 Northern Iowa*	
1/12 Southern Illinois*	
1/15 Valparaiso*	
1/19 Illinois State*	
1/22 Loyola Chicago*	
1/25 Indiana State*	
1/29 Evansville*	
2/1 Southern Illinois*	
2/6 Loyola Chicago*	
2/9 Drake*	
2/12 Valparaiso*	
2/15 Indiana State*	
2/20 Northern Iowa*	
2/23 Bradley*	
2/26 Evansville*	

Total.....	462-376	205-165	131-122	137-111	343-317	1123-943	---
	In Paint	Off T/O	2nd Ch.	Fast Brk	Bench	Total	

Largest deficits overcome for victory:

11 (trailed Drake, 21-11, with 9:24 left in first half (12/2/22))
 6 (trailed Oral Roberts, 19-13, with 6:41 left in first half (12/11/21))
 4 (trailed Sam Houston, 6-2, with 16:31 left in first half, 11/17/21)
 4 (trailed Long Beach State, 4-0, with 19:14 left in first half, 11-22/21)

Wire-to-wire victory:

vs. Alabama State, 11/13/21
 at Little Rock, 12/8/21
 vs. Central Arkansas, 12/18/21
 vs. Evangel, 12/30/21

Demarcus Sharp.....	11-6	3-2
Keaton Hervey.....	19-9	2-2
Jaylen Minnett.....	1-0	1-0

First MSU Substitute

Dawson Carper.....	8	8
Jaylen Minnett.....	4	4
Lu'Cye Patterson.....	12	3
Keaton Hervey.....	3	3
Demarcus Sharp.....	10	2
Isiah Mosley.....	3	2
Isaac Haney.....	1	1
Gaige Prim.....	12	0
Ja'Monta Black.....	5	0
Nic Tata.....	3	0

Dunks

Donovan Clay.....	10	10
Nic Tata.....	6	3
Keaton Hervey.....	7	2
Isiah Mosley.....	8	1
Gaige Prim.....	11	1

Dawson Carper.....	1	1
Isaac Haney.....	1	1

Charges Drawn

Isiah Mosley.....	17	5
Gaige Prim.....	7	4
Ja'Monta Black.....	5	2
Donovan Clay.....	1	1
Lu'Cye Patterson.....	1	1
Dawson Carper.....	1	1
Isaac Haney.....	1	1
Keaton Hervey.....	9	0
Elijah Bridgers.....	1	0

2021-22 Starting Lineups

G-G-F-F-C (* - Most recent lineup)	W-L
Patterson-Black-Mosley-Clay-Prim*	5-1
Sharp-Black-Mosley-Clay-Prim	2-2
Black-Mosley-Hervey-Clay-Prim	1-2
Patterson-Black-Minnett-Clay-Prim	1-0
Sharp-Black-Hervey-Clay-Prim	1-0



No. of Starting Lineups:

2008-09.....	13
2009-10.....	5
2010-11.....	1
2011-12.....	1
2012-13.....	14
2013-14.....	11
2014-15.....	10
2015-16.....	11
2016-17.....	9
2017-18.....	9
2018-19.....	7
2019-20.....	10
2020-21.....	3

JQH ARENA RECORDS

Individual Records

Points.....	39	Doug McDermott, Creighton vs. Missouri State, Jan. 11, 2013
Points, MSU Player.....	38	Marcus Marshall, vs. Eastern Illinois, Nov. 14, 2014
Points, Half.....	28	Doug McDermott, Creighton vs. Missouri State, Jan. 11, 2013 (2nd)
Points, Season.....	294	Kyle Weems, Missouri State, 2009-10 (21 g, 14.0 ppg)
Season Scoring Average.....	18.3	Isiah Mosley, Missouri State, 2020-21 (238 pts., 13 g)
Points, Career.....	982	Kyle Weems, Missouri State, 2008-12 (70 games, 14.0 ppg)
Points, Opponent Career.....	92	Desmond Yates, Middle Tennessee (4 games, 23.0 ppg) (Doug McDermott 69, 3g)
Field Goals.....	15	Doug McDermott, Creighton vs. Missouri State, Jan. 11, 2013
Field Goal Attempts.....	24	Michael DeLoach, Norfolk State vs. Missouri State, Dec. 20, 2008
Field Goal Pct.^ (min 5 FG).....	1.000	Justin Washington, Evangel vs. Missouri State, Nov. 24, 2017
(min. 10 FG).....	833	Alize Johnson (8-8), Missouri State vs. Alabama A&M, Nov. 11, 2016
Three-Point FG.....	7	Tulio Da Silva (8-8), Missouri State vs. Illinois State, Feb. 10, 2019
Three-Point FG Att.....	14	Kyle Weems (10-12), Missouri State vs. Drake, Dec. 31, 2011
Three-Point FG Pct.^.....	1.000	Seth Tuttle (10-12), Northern Iowa vs. Missouri State, Feb. 15, 2015
Free Throws.....	18	done 7 times, last by Jaylen Minnett vs. Evangel, Dec. 30, 2021
Free Throw Attempts.....	21	Corey Lyons, Norfolk State vs. Missouri State, Dec. 20, 2008
Free Throw Pct.^.....	1.000	Kris Martin, Oral Roberts vs. Missouri State, Nov. 14, 2016
Rebounds, Game.....	21	Joe Wolfinger (5-5), Citadel vs. Maryland Eastern Shore, Nov. 22, 2009
Offensive Rebounds.....	11	Jermaine Mallett (5-5), Missouri State vs. Illinois State, Jan. 1, 2011
Rebounds, Season.....	196	Nathan Scheer (5-5), Missouri State, vs. Southern Illinois, Dec. 30, 2012
Season Rebounding Average.....	13.1	Isiah Mosley (5-5), Missouri State vs. Bradley, Feb. 14, 2021
Rebounds, Career.....	433	Adam Koch, Northern Iowa vs. Missouri State, Jan. 25, 2009
Assists.....	15	Devonte Brown, Indiana State vs. Missouri State, Feb. 13, 2016
Turnovers.....	8	Jermaine Mallett (11-11), Missouri State vs. Southern Illinois, Feb. 10, 2010
Blocked Shots.....	7	Josh Cunningham, Bradley vs. Missouri State, Feb. 25, 2015
Steals.....	6	Egidijus Mockevicius, Evansville vs. Missouri State, Jan. 2, 2016
Minutes.....	55	Josh Cunningham, Bradley vs. Missouri State, Feb. 25, 2015

Team Records

Points.....	110	Missouri State vs. William Woods, Dec. 30, 2018
Points, Half.....	61	Missouri State vs. Central Arkansas, Dec. 18, 2021 (2nd)
Fewest Points.....	27	Fontbonne vs. Missouri State, Nov. 17, 2016
Fewest Points, Half.....	11	Central Arkansas vs. Missouri State, Dec. 13, 2008 (1st half)
Scoring Margin.....	+73	Loyola Chicago vs. Missouri State, Jan. 23, 2019 (2nd half)
Field Goals.....	40	Missouri State (100) vs. Fontbonne (27), Nov. 17, 2016
Fewest Field Goals.....	10	Missouri State vs. Alabama A&M, Nov. 11, 2016
Field Goal Attempts.....	74	Fontbonne, Nov. 17, 2016
Fewest Field Goal Att.....	33	Missouri State vs. Oral Roberts, Dec. 14, 2016
Field Goal Percentage.....	.638	Stetson vs. Missouri State, Nov. 11, 2018
Field Goal Pct., Half.....	.810	Air Force vs. Missouri State, Dec. 5, 2009
Lowest Field Goal Pct.....	.192	Southern Illinois (30-47) vs. Missouri State, Jan. 27, 2018
Three-Point FG.....	21	Jacksonville State (17-21), vs. Missouri State, Nov. 13, 2016
Three-Point FG Att.....	39	Fontbonne (10-52), vs. Missouri State, Nov. 17, 2016
Three-Point FG Pct.+.....	.684	Missouri State vs. Evangel, Dec. 30, 2021
Three-Pt. FG Pct., Half+.....	.786	Valparaiso vs. Missouri State, Jan. 23, 2020
Free Throws.....	33	Missouri S&T vs. Missouri State, Jan. 17, 2021
Free Throw Attempts.....	49	Missouri State (13-19), vs. Hampton, Dec. 8, 2017
Fewest Free Throw Att.....	2	Indiana State (11-14) vs. Missouri State, Jan. 19, 2010 (ot)
Free Throw Percentage (min. 5 Att.).....	1.000	Missouri State vs. Tulsa, Nov. 16, 2013
Lowest Free Throw Pct. (min. 10 Att.).....	.267	Missouri State vs. Tulsa, Nov. 16, 2013
Total Rebounds.....	56	Northern Iowa vs. Missouri State, Feb. 15, 2015
Offensive Rebounds.....	25	Missouri State (9-9) vs. Bradley, Feb. 21, 2018
Fewest Rebounds.....	9	Indiana State (7-7) vs. Missouri State, Feb. 5, 2011
Rebound Margin.....	+32	Loyola Chicago (7-7) vs. Missouri State, Feb. 5, 2015
Assists.....	24	Indiana State (21-22) vs. Missouri State, Feb. 14, 2009
Turnovers.....	24	Liberty (4-15) vs. Missouri State, Nov. 26, 2013
Fewest Turnovers.....	3	Missouri State vs. William Woods, Dec. 30, 2018
Blocked Shots.....	11	Missouri State vs. Bradley, Jan. 3, 2009
Steals.....	14	Missouri State vs. Oral Roberts, Dec. 14, 2016
Fouls.....	34	Loyola Chicago vs. Missouri State, Jan. 23, 2019
Fewest Fouls.....	7	Missouri State (51), vs. Avila (19), Nov. 19, 2014
Consecutive Wins.....	19	Missouri State vs. Central Arkansas, Dec. 4, 2010
Consecutive Losses.....	4	Missouri State vs. Kennesaw State, Dec. 17, 2011
Consecutive Non-Conference Wins.....	22	Missouri State vs. Evangel, Dec. 30, 2021
Consecutive Conference Wins.....	7	Missouri State vs. Southern Illinois, Feb. 29, 2020
+ - Minimum 10 attempts per game and 6 per half; ^ - Minimum 5 FG, 3 3-pointers and 5 FT made.		

Year-by-Year at JQH Arena

Year	W-L	Pct.	Attendance	Avg.
2008-09	9-8	.529	121,502	7,147
2009-10	19-2	.905	139,543	6,645
2010-11	16-1	.974	129,118	7,595
2011-12	8-7	.533	105,750	7,050
2012-13	8-7	.533	91,207	6,080
2013-14	14-3	.824	88,690	5,217
2014-15	8-6	.571	74,201	5,300
2015-16	8-7	.533	62,106	4,140
2016-17	11-6	.647	71,161	4,186
2017-18	10-5	.667	67,764	4,518
2018-19	11-4	.733	77,255	5,150
2019-20	11-4	.733	59,144	3,943
2020-21	9-4	.692	15,826	**1,217
2021-22	6-2	.750	29,671	3,709
Totals	148-66	.692	1,132,938	----

JQH Arena Attendance Highs

11,077	vs. Wichita State, Feb. 26, 2011 (W 69-64)
10,881	vs. Arkansas, Nov. 22, 2008 (W 62-57)
10,776	vs. #6 Wichita State, Jan. 11, 2014 (L 69-72, ot)
10,655	vs. Creighton, Jan. 22, 2011 (W 67-66)
10,008	vs. Illinois State, Jan. 1, 2010 (W 68-64)
9,901	vs. Northern Iowa, Jan. 30, 2011 (L 59-60)
9,376	vs. Northern Iowa, Jan. 28, 2012 (W 63-51)
9,134	vs. Evansville, Jan. 11, 2011 (W 65-50)
9,124	vs. #18 Creighton, Jan. 18, 2012 (L 65-66)
9,111	vs. Bradley, Jan. 9, 2010 (W 88-69)
9,101	vs. Creighton, Feb. 6, 2010 (W 70-52)
9,087	vs. #25 UNI, Jan. 30, 2010 (L 54-55)

JQH Arena Career Records

Scoring	G	Points	Avg.
Kyle Weems (2008-12).....	70	982	14.0
Jarred Dixon (2015-19).....	61	630	10.3
Will Creekmore (2008-11).....	50	493	9.9
Isiah Mosley (2019-pres.).....	36	491	13.6
Alize Johnson (2016-18).....	32	476	14.9
Adam Leonard (2009-11).....	38	457	12.0
Gaige Prim (2019-pres.).....	32	447	14.0
Keanndre Cook (2018-20).....	30	432	14.4
Jamar Gulley (2011-12, 13-14).....	32	426	13.3
Ryan Kreklow (2015-19).....	60	429	7.2
Rebounding	G	Reb	Avg.
Kyle Weems (2008-12).....	70	433	6.2
Alize Johnson (2016-18).....	32	390	12.2
Obediah Church (2015-18).....	51	304	6.0
Will Creekmore (2008-11).....	50	264	5.3
Keith Pickens (2009-14).....	55	241	4.4
Gaige Prim (2019-pres.).....	32	223	7.0

MSU vs. All Opponents at JQH Arena

Air Force.....	1-0	Md. Eastern Shore.....	1-0
Alabama A&M.....	2-0	Middle Tennessee.....	1-1
Alabama State.....	2-0	Miss. Valley State.....	1-0
Arkansas.....	1-0	Missouri S&T.....	1-0
Arkansas-Pine Bluff.....	1-0	Murray State.....	2-1
Arkansas State.....	3-0	Nevada.....	1-0
Auburn.....	1-0	Norfolk State.....	1-0
Avila.....	1-0	North Dakota State.....	1-1
Bradley.....	11-3	Northern Iowa.....	3-9
Brigham Young.....	0-1	Northwestern State.....	1-0
UC-Irvine.....	1-0	Oklahoma State.....	0-1
Cameron.....	1-0	Old Dominion.....	0-1
Central Arkansas.....	3-0	Oral Roberts.....	6-1
Chicago State.....	1-0	Pacific.....	2-0
The Citadel.....	1-0	Pepperdine.....	1-0
Cleveland State.....	1-0	Philander Smith.....	1-0
Colorado State.....	1-0	Robert Morris.....	1-0
Creighton.....	3-3	Saint Louis.....	1-0
Drake.....	10-5	San Diego State.....	0-1
Eastern Illinois.....	1-0	South Dakota State.....	1-0
Eastern Michigan.....	1-1	Southeast Missouri St.....	2-2
Emporia State.....	1-0	Southern Illinois.....	9-4
Evangel.....	2-0	Southern University.....	1-0
Evansville.....	8-4	Stetson.....	1-0
Fontbonne.....	1-0	TAMU-Corpus Christi.....	1-0
Grambling.....	1-0	UT-Martin.....	1-0
Hampton.....	2-0	Tulsa.....	3-1
Illinois State.....	7-5	Utah.....	0-1
Indiana State.....	11-3	Utah State.....	0-1
IUPUI.....	1-0	Valparaiso.....	2-3
Jacksonville.....	0-1	Western Kentucky.....	1-0
Jacksonville State.....	1-0	Wichita State.....	2-7
Kennesaw State.....	1-0	William Jewell.....	1-0
Liberty.....	1-0	William Woods.....	2-0
Little Rock.....	4-1	Wright State.....	1-0
Louisiana Tech.....	1-0	Neutral-site records at JQH Arena:	
Loyola Chicago.....	5-4	Arkansas St. 0-2; UC Irvine 1-1; Citadel 2-0; Eastern	
Malone.....	1-0	Mich. 1-1; UMES 0-2; Middle Tenn. 2-0; Norfolk St. 0-2;	
		Pacific 1-0; Pepperdine 1-0.	

GAME 1

November 9, 2021, JQH Arena, Springfield, Mo.
SEMO 99, Missouri State 94

A corner 3-pointer by Southeast Missouri's Eric Reed as the shot clock expired with 11 seconds remaining sealed a 99-94 opening-night win for the Redhawks.

The Bears got 28 points and 15 rebounds from Gaige Prim who played with four fouls down the stretch to keep the home squad close in the final minutes. Newcomer Donovan Clay also added 20 points in his MSU debut.

In fact, offensively the Bears scored their most points on opening night since 2016, firing at a 51.7-percent clip from the field and committing just seven turn-overs. But the Redhawks shot 57.1 percent overall and had five players score in double figures, including 21 by Reed and 19 from Chris Harris.

There were 51 free throws in the second half alone with neither team getting into a true rhythm. Clay's free throw with 7:37 remaining tied the game, 77-77, but SEMO quickly regained the advantage with a layup from Nygal Russell and eight consecutive made free throws in crunch time. Manny Patterson's traditional 3-point play just prior to the under-four media timeout matched the visitors' biggest lead of the night, 88-80.

MSU would get within 90-86 on a put-back by Prim at the three-minute mark, but Nana Akenten's triple shortly thereafter pushed the visitors ahead 95-87 at 1:22.

But the Bears' best push of the second half followed with Isiah Mosley igniting a 7-1 run for Missouri State at a critical juncture. Mosley's two free throws were followed by a layup from Dawson Carper before Demarcus Sharp drained a trey from the left corner to make it 96-94 with 43 seconds to play.

In the deciding moments, perhaps MSU's best defensive stand of the night was spoiled on Reed's desperation attempt to beat the shot clock that found its mark and handed the Bears just their third home-opening loss of the team's Division I era.

Joining Prim and Clay in double figures for the Bears was Mosley with 16 points and newcomer Jaylen Minnett with 14. Prim and Ja'Monta Black dished out three assists apiece while Prim registered his 19th career double-double.

MSU finished 7-of-26 (.269) from long range with Minnett tossing in four bonus balls and Sharp hitting two. The Bears were 25-of-35 (.714) at the stripe and were out-rebounded, 33-30.

SEMO was 8-of-19 (.421) from long range with two of its three second-half triples coming in clutch spots. The Redhawks were also 27-of-34 (.794) at the stripe in a game that saw 48 fouls called between the squads.

Clay, who finished 8-for-10 from the field on the night, led all scorers in the first half with 13 points, but SEMO took a 45-41 lead into the intermission. The Bears led just three times in the game, including 58-56 on a Minnett 3-pointer.

SEMO 99, Missouri State 94

JQH Arena, Springfield, Mo. (Attendance 4,190)

SEMO (1-0)	FG	3Pt	FT	ORDR	Reb	PF	Pts.	A	TO	Bk	St	Min
Sam Thompson, f.....	2-2	0-0	1-2	0	0	0	3	5	0	1	0	10
Phillip Russell, g.....	0-5	0-2	3-4	0	3	3	3	2	1	0	1	25
Eric Reed, Jr., g.....	6-13	2-5	7-7	1	1	2	21	0	3	0	2	35
Chris Harris, g.....	7-10	0-1	5-9	0	3	3	2	19	4	3	0	35
Nana Akenten, g.....	5-7	3-4	0-0	0	3	3	4	13	1	0	1	21
Chase Thompson.....	1-3	1-3	1-2	0	1	1	2	4	0	0	0	9
Manny Patterson.....	2-5	0-0	7-7	3	4	7	4	11	0	1	0	18
DQ Nicholas.....	1-2	0-1	2-2	0	4	4	2	4	1	1	1	19
Parker Long.....	2-2	1-1	0-0	0	0	0	0	5	0	1	0	5
Nygal Russell.....	6-6	1-1	1-1	0	6	6	4	14	2	0	0	18
Dylan Branson.....	0-1	0-1	0-0	0	0	0	0	0	0	0	0	5
TEAM.....				1	3	4						

Totals..... 32-56 8-19 27-34 5 28 33 26 99 10 11 2 6 200
Percentages: Field Goal .571, 3-Point FG .421, Free Throw .794.

MISSOURI STATE (0-1)	FG	3Pt	FT	ORDR	Reb	PF	Pts.	A	TO	Bk	St	Min
Donovan Clay, f.....	8-10	1-2	3-5	2	2	4	3	20	2	0	0	36
Gaige Prim, f.....	8-11	0-1	12-16	4	11	15	4	28	3	1	1	32
Demarcus Sharp, g.....	4-10	2-4	2-4	0	2	2	4	12	2	2	0	1
Isiah Mosley, g.....	5-10	0-4	6-6	1	1	2	4	16	1	1	0	30
Ja'Monta Black, g.....	1-3	0-2	0-0	0	4	4	2	2	3	1	0	29
Isaac Haney.....	0-2	0-2	0-0	0	1	1	1	0	0	0	0	4
Jaylen Minnett.....	4-10	4-9	2-2	0	1	1	3	14	1	2	0	31
Lu'cye Patterson.....	0-3	0-2	0-2	0	1	1	0	0	1	0	0	10
Dawson Carper.....	1-1	0-0	0-0	0	0	0	1	2	0	0	0	1
TEAM.....				0	0	0						

Totals..... 31-60 7-26 25-35 7 23 30 22 94 13 7 1 6 200

Percentages: Field Goal .517, 3-Point FG .269, Free Throw .714.
Halftime: SEMO 45, MSU 41; Officials: Winston Stith, Kevin Driver, Boyd Copeland.
Technical Fouls: SEMO (Patterson).

Score by Periods.....	1st	2nd	Total
SEMO.....	45	54	99
Missouri State.....	41	53	94

GAME 2

November 13, 2021, JQH Arena, Springfield, Mo.
Missouri State 78, Alabama State 60

Led by a career-high 31 points from Isiah Mosley, Missouri State never trailed en route to a 78-60 win over visiting Alabama State.

The Bears also got 16 points from Ja'Monta Black, including four 3-pointers, while Gaige Prim tallied his 20th career double-double with 11 points and 14 rebounds.

Demarcus Sharp also pitched in 8 assists to the winning cause, matching a career high.

After leading by 13 at the half, the Bears rallied behind a triple by Black and layup from Mosley to push ahead 49-32 before the first media timeout of the final stanza.

The Hornets would go on a 14-6 run over the next five minutes to cut their deficit to nine but would get no closer. Mosley and Sharp stopped the bleeding before Black buried his fourth try of the evening to regain a comfortable advantage for the home side, 62-46.

Down the stretch, a 3-pointer by Mosley with 1:45 to play pushed him over 30 points for the first time in his career and marked the 96th time in program history a Bear achieved that scoring milestone.

Black's free throws on Missouri State's next possession gave the Bears their biggest lead of the night, 76-55.

Alabama State was led by Gerald Liddell who racked up 14 points off the bench for the visitors, while Kenny Strawbridge posted 12 points for ASU, which shot just 38.7 percent from the field and committed 16 turnovers.

For the game, Missouri State shot 27-of-63 (.429) overall, 8-of-30 (.267) from long range and an impressive 16-for-19 (.842) at the line with a 44-33 rebounding advantage.

Bears head coach Dana Ford also picked up his 50th Missouri State victory on the evening, making the fourth-year sideline boss the 11th MSU head coach to reach that milestone.

In the opening half, the Bears shot 52 percent and got 18 points from Mosley to lead 42-29 at the intermission. Mosley hit three triples, and Missouri State out-rebounded the Hornets, 19-14 in the opening 20 minutes.

Missouri State 78, Alabama State 60

JQH Arena, Springfield, Mo. (Attendance 3,922)

ALABAMA ST. (0-3)	FG	3Pt	FT	ORDR	Reb	PF	Pts.	A	TO	Bk	St	Min
Trace Young, f.....	0-4	0-4	1-2	0	3	3	3	1	2	0	2	23
Jordan O'Neal, f.....	5-9	0-0	1-2	1	3	4	4	11	0	1	2	22
Juan Reyna, g.....	4-9	2-3	0-0	0	5	5	2	10	1	1	0	32
Kenny Strawbridge, g.....	5-10	0-1	2-3	0	2	2	3	12	1	3	0	32
Isaiah Range, g.....	2-9	1-4	0-0	0-6	6	3	5	0	6	0	2	31
Gerald Liddell.....	6-13	0-2	2-3	1	2	3	4	14	1	1	0	30
Michael Barber.....	0-0	0-0	2-2	0	0	0	1	2	0	1	0	6
Jayme Mitchell.....	0-2	0-1	0-0	0	1	1	2	0	0	1	0	10
Christian McCray.....	1-2	0-1	0-0	1	0	1	0	2	1	1	0	7
Kevin Stewart.....	1-4	1-3	0-0	1	0	1	0	3	0	0	0	7
TEAM.....				5	2	7						

Totals..... 24-62 4-19 8-12 9 24 33 22 60 6 16 4 7 200
Percentages: Field Goal .387, 3-Point FG .211, Free Throw .667.

MISSOURI STATE (1-1)	FG	3Pt	FT	ORDR	Reb	PF	Pts.	A	TO	Bk	St	Min
Donovan Clay, f.....	3-10	0-2	0-0	4	4	8	1	6	0	3	0	21
Gaige Prim, f.....	4-6	0-0	3-5	4	10	14	2	11	1	2	5	31
Demarcus Sharp, g.....	1-4	0-2	2-2	1	1	2	0	4	8	2	1	34
Isiah Mosley, g.....	12-22	4-10	3-3	1	4	5	2	31	0	1	0	31
Ja'Monta Black, g.....	5-12	4-11	2-3	0	3	3	2	16	1	2	0	29
Isaac Haney.....	0-0	0-0	2-2	0	2	2	0	2	2	2	0	12
Keaton Hervey.....	0-4	0-3	2-2	2	1	3	3	2	1	1	0	21
Lu'cye Patterson.....	1-3	0-2	0-0	0	0	0	2	2	0	0	0	12
Dawson Carper.....	1-2	0-0	2-2	1	2	3	0	4	0	0	1	9
TEAM.....				0	4	4						

Totals..... 27-63 8-30 16-19 13 31 44 12 78 13 14 7 9 200

Percentages: Field Goal .429, 3-Point FG .267, Free Throw .842.
Halftime: MSU 42, ASU 29; Officials: Gary Maxwell, Antinio Petty, Brooks Wells.

Score by Periods.....	1st	2nd	Total
Alabama Stte.....	29	31	60
Missouri State.....	42	36	78

GAME 3

November 17, 2021, Johnson Coliseum, Huntsville, Texas Missouri State 77, Sam Houston 55

Isiah Mosley led four Bears in double figures with 21 points, while Gaige Prim added 17 points and 13 rebounds to lead Missouri State past Sam Houston, 77-55, in non-conference play.

Missouri State also got 15 points from Ja'Monta Black and 11 from Keaton Hervey in the road win while shooting 59.1 percent in the second half.

The victory was far from easy, but the Bears used a pair of timely second-half surges to extend their 11-point halftime lead. Just four minutes into the second half, Mosley scored all nine Missouri State points over a three-minute stretch as part of a 9-3 spurt to extend the visitors' lead to 43-26.

Midway through the second, Sam Houston capitalized on a flurry of MSU fouls and a triple by Jarren Cook as part of a 6-0 run to trim MSU's advantage to 51-40 with 11:13 to play. But the Bears' best run of the young season ensued with a 17-2 outburst over a five-minute stretch put the game away.

Black hit two treys, and Hervey hit another during that critical stretch, while Prim scored four up close. When the dust settled, The Bears led 68-42 with just over five minutes remaining.

Coach Dana Ford's Missouri State squad was 26-of-55 (.473) from the field and 8-of-20 (.400) from long range. The Bears were near-perfect at the stripe, converting 17-for-18 (.944) free throws, while out-rebounding the Bearkats by a 39-33 margin.

Sam Houston (1-2) was led by Savion Flagg and Jarren Cook with 12 points apiece. The Bearkats made 20-of-62 (.323) field goals and matched Missouri State's eight 3-pointers (8-for-23) while going 7-of-12 (.583) at the line.

The home side, which came into the game leading the nation in offensive rebounds, grabbed 16 on the offensive end, leading to 11 second-chance points. Sam Houston also had 21 bench points.

In the first half, Missouri State overcame a 2-for-12 start from the field and an early four-point deficit to lead 33-22 at the midway point. Black and Hervey scored 9 and 8 points, respectively in the opening 20 minutes.

Midway through the half, Mosley ignited a key 10-0 run for the visitors to push the Bears ahead 18-11 at the 8:28 mark. Five different players got into the scoring during the run. Later, a steal and layup by Demarcus Sharp gave MSU its biggest lead of the half, 28-16 with just over three minutes left in the stanza.

After Sam Houston clawed back within 28-22 on a pair of 3-pointers, Hervey scored Missouri State's last five points of the half, including a clutch corner trey.

Missouri State 77, Sam Houston 55

Johnson Coliseum, Huntsville, Texas (Attendance 741)

MISSOURI STATE (2-1)	FG	3Pt	FT	ORDR	Reb	PF	Pts.	A	TO	Bk	St	Min	
Donovan Clay, f.....	2-6	0-1	0-0	2	0	2	3	4	3	2	1	2	32
Gaige Prim, f.....	6-11	0-0	5-6	7	6	13	1	17	2	2	0	0	32
Demarcus Sharp, g.....	2-5	0-1	0-0	0	5	5	0	4	3	0	0	1	19
Isiah Mosley, g.....	6-12	1-2	8-8	0	5	5	4	21	1	3	0	0	23
Ja'Monta Black, g.....	5-10	3-8	2-2	0	4	4	1	15	0	0	0	0	36
Isaac Haney.....	1-1	1-1	0-0	0	1	1	0	3	0	0	0	0	3
Keaton Hervey.....	4-8	3-7	0-0	0	2	2	2	11	1	0	0	0	24
Nic Tata.....	0-0	0-0	0-0	0	1	1	1	0	0	0	0	0	3
Lu'cye Patterson.....	0-2	0-0	2-2	1	0	1	3	2	5	1	0	0	22
Dawson Carper.....	0-0	0-0	0-0	0	0	0	4	0	1	3	0	0	6
TEAM.....				2	3	5		Deadball: 2					

Totals..... 26-55 8-20 17-18 12 27 39 19 77 13 15 2 3 200
Percentages: Field Goal .473, 3-Point FG .400, Free Throw .944.

SAM HOUSTON (1-2)	FG	3Pt	FT	ORDR	Reb	PF	Pts.	A	TO	Bk	St	Min	
Tristan Ikpe, f.....	3-6	0-0	1-2	1	4	5	1	7	1	1	2	0	27
Savion Flagg, g.....	4-14	2-8	2-4	1	5	6	1	12	2	7	0	1	31
Demarkus Lampley, g.....	3-9	1-2	0-0	0	1	1	1	7	0	0	0	1	33
Javion May, g.....	1-4	0-1	0-0	2	2	4	2	2	0	0	0	1	13
Donte Powers, g.....	3-11	0-2	0-0	2	0	2	1	6	1	1	1	0	32
Javon Grant.....	1-2	1-2	1-2	0	0	0	0	4	1	0	0	0	2
Jarren Cook.....	4-7	4-6	0-0	1	1	2	1	12	0	1	0	0	22
Damon Nicholas Jr.	0-4	0-1	2-2	2	0	2	2	2	0	0	0	0	8
Jaden Ray.....	0-2	0-1	0-0	0	1	1	1	0	0	1	0	1	12
Kevin Martina.....	0-0	0-0	1-2	0	0	0	0	1	0	0	0	0	2
Kian Scroggins.....	1-3	0-0	0-0	3	2	5	4	2	0	1	0	0	15
Kuba Karwowski.....	0-0	0-0	0-0	0	0	0	0	0	0	1	1	0	3
TEAM.....				4	1	5		Deadball: 3					

Totals..... 20-62 8-23 7-12 16 17 33 14 55 5 15 4 4 200
Percentages: Field Goal .323, 3-Point FG .348, Free Throw .583.

Halftime: MSU 33, SHSU 22; Officials: Brad Ferrie, Marquis Pettigrew, Larry Spauldey.

Technical Fouls: SHSU (Bench).

Score by Periods	1st	2nd	Total
Missouri State.....	33	44	77
Sam Houston.....	22	33	55

GAME 4

November 22, 2021, Moe Kent Family Field House, Naples, Fla. Missouri State 92, Long Beach State 66

A 23-0 run over a seven-minute stretch in the first half helped Missouri State roll to a 92-66 victory over Long Beach State in the opening round of the inaugural Naples Invitational.

Isiah Mosley led all scorers with 23 points, while Gaige Prim added 20 for the Bears who shot 57 percent from the field and led by 20 points or more for the game's final 25 minutes. Keaton Hervey also scored in double-figures for the Bears with 10 points.

During the key first-half outburst, the Bears got five 3-pointers from four different players and parlayed a 28-20 advantage into a commanding 51-20 lead seven minutes later. All Long Beach State could do during MSU's run was keep firing, but eight straight misses followed a Jadon Jones three at the 8:54 mark, while MSU kicked it into high gear. Ja'Monta Black and Mosley combined to splash home three triples in less than a minute, and the Bears closed out the half by making 10 of their final 13 field goal attempts to lead 55-25 at the intermission.

Missouri State was 21-of-31 (.677) from the field in the opening half with nine 3-pointers, while holding the 49ers to just 9-of-29 (.310) overall.

In the second half, the 49ers got to the foul line 26 times which gave them an opportunity to get back in the game. In fact, LBSU used token full-court pressure and a 13-1 scoring run midway through the final stanza to get within 71-48. A pair of triples by Jones sparked the Long Beach stretch, but Mosley got the Bears back on track at the 9:44 mark with a patented acrobatic scoring move to end the run.

Each team scored just four field goals from there, but the outcome was secure in a 26-point MoState victory.

Mosley was 10-of-17 from the field with 5 rebounds, while Demarcus Sharp posted team highs with 6 rebounds and 4 assists.

The Bears were 32-of-56 overall from the field with a season-high 12 3-pointers on 22 attempts (.555). MSU was also 16-for-21 (.762) at the line with 18 assists from 9 different players.

Long Beach State, which led 11-8 four minutes into the game, finished 19-for-56 (.339) overall, 9-of-24 (.375) from distance and 19-for-32 (.594) at the foul line. The 49ers out-rebounded the Bears, 33-30, with 11 offensive caroms and 16 second-chance points.

Joe Hampton had 15 points for Long Beach State, while Jones added 12.

Missouri State 92, Long Beach State 66

Moe Kent Family Fieldhouse, Naples, Fla. (Attendance 378)

LONG BEACH ST. (1-3)	FG	3Pt	FT	ORDR	Reb	PF	Pts.	A	TO	Bk	St	Min	
Jordan Roberts, f.....	2-5	0-1	0-0	1	0	1	1	4	0	1	0	0	14
Joe Hampton, f.....	3-9	2-2	7-10	2	1	3	5	15	0	3	0	1	19
Drew Cobb, g.....	2-3	2-2	0-0	0	3	3	0	6	1	1	0	0	19
Joel Murray, g.....	0-6	0-1	0-0	1	1	2	1	0	4	2	0	0	16
Colin Slater, g.....	1-5	0-3	2-4	0	2	2	0	4	1	0	0	0	20
RJ Rhoden.....	0-1	0-0	0-0	0	2	2	2	0	0	1	0	0	10
Eddie Scott.....	0-2	0-1	0-1	0	0	0	0	0	0	1	0	1	14
Jadon Jones.....	4-7	4-6	0-0	2	3	5	3	12	1	0	0	0	15
Romelle Mansel.....	2-3	0-1	5-7	1	3	4	5	9	2	1	0	0	15
AJ Neal.....	0-4	0-4	2-4	0	0	0	2	2	0	0	0	0	14
Aboubacar Traore.....	4-7	0-0	1-4	3	4	7	1	9	0	3	2	4	23
Tobias Rotegaard.....	1-4	1-3	2-2	0	0	0	1	5	0	0	0	0	16
Jeffrey Yan.....	0-0	0-0	0-0	0	0	0	0	0	0	0	0	0	5
TEAM.....				1	3	4		Deadball: 12					

Totals..... 19-56 9-24 19-32 11 22 33 21 66 9 13 2 6 200
Percentages: Field Goal .339, 3-Point FG .375, Free Throw .594.

MISSOURI STATE (3-1)	FG	3Pt	FT	ORDR	Reb	PF	Pts.	A	TO	Bk	St	Min	
Donovan Clay, f.....	4-6	1-2	0-0	0	5	5	1	9	2	2	1	1	28
Keaton Hervey, f.....	3-4	2-2	2-2	3	2	5	4	10	2	2	0	1	21
Gaige Prim, f.....	6-11	1-1	7-8	0	3	3	4	20	1	2	1	0	25
Demarcus Sharp, g.....	1-1	0-0	1-2	0	6	6	1	3	4	0	0	2	13
Ja'Monta Black, g.....	2-5	2-5	0-0	0	1	1	1	6	3	0	0	0	29
Isiah Mosley.....	10-17	3-5	0-1	2	3	5	1	23	3	2	0	0	29
Isaac Haney.....	0-0	0-0	2-2	0	0	0	2	2	1	0	0	0	5
Jaylen Minnett.....	3-7	2-6	0-0	0	0	0	1	8	1	1	0	1	17
Nic Tata.....	1-2	1-1	0-0	0	0	0	1	3	0	0	0	0	5
Lu'cye Patterson.....	2-2	0-0	4-6	0	2	2	2	8	1	0	0	1	19
Dawson Carper.....	0-0	0-0	0-0	0	1	1	2	0	0	1	1	0	9
TEAM.....				0	2	2		Deadball: 4					

Totals..... 32-56 12-22 16-21 5 25 30 20 92 18 10 3 6 200
Percentages: Field Goal .571, 3-Point FG .545, Free Throw .762.

Halftime: MSU 55, LB 25; Officials: Shane Staggs, Tyler Kumph, Jon Campbell.

Score by Periods	1st	2nd	Total
Long Beach State.....	25	41	66
Missouri State.....	55	37	92

GAME 5

November 23, 2021, Moe Kent Family Field House, Naples, Fla. ETSU 77, Missouri State 76

A 15-foot jumper by East Tennessee's David Sloan with 2.5 seconds remaining lifted the Buccaneers past Missouri State, 77-76, in the Naples Invitational semifinals.

The Bears had taken the lead moments earlier when Demarcus Sharp drove left and beat the shot clock with a leaning layup to give Missouri State a 76-75 advantage. With a foul to give, the Bears elected to use it with 8.9 seconds to play, which resulted in an ETSU timeout to set up the winning play.

The game was a thriller throughout with all the makings of a championship bout. There were 22 lead changes on the night with the two teams combining for 26 3-point baskets.

Missouri State got 18 points from Isaiah Mosley, 17 from Gaige Prim and 17 from Jaylen Minnett while shooting 56 percent from the field on 28-of-50 field goal attempts. Minnett was 5-for-5 from 3-point range on the evening.

Sloan let four Buccaneers in double figures with 20 points. After trailing by one at the half, Missouri State came out of the locker room firing with a triple from Donovan Clay, who finished with 10 points, and a jumper by Prim to give MoState a 48-45 advantage. But over the next four minutes, the Buccaneers drained three 3-pointers, all coming on the heels of clutch Bears buckets.

Unable to gain separation either way, the lead see-sawed back and forth nine times in the game's final 10 minutes with Minnett draining two go-ahead 3-pointers, and Mosley splashing home another. With 4:39 left in the game, Mosley's fourth trey of the game put the Bears ahead 72-68 and seemed to finally give the Bears the extra push they needed.

But moments later, ETSU got the break of the night when 6-foot-9 reserve Charlie Weber hit his only three of the game to make it a one-point contest. On the play, Mosley was whistled for his fourth personal foul while the shot was in the air, keeping possession with the Buccaneers. ETSU capitalized moments later with a jumper from Ledarius Brewer that completed the five-point swing and give the Buccaneers a 73-72 lead.

The Bears regained the lead on a turn-around jumper from Prim with 2:06 to play, but Sloan's floater with 62 seconds to go gave it back to East Tennessee.

In the final minute, the Bears got their last dose of magic on the night when Mosley fed a cutting Sharp for the go-ahead layup at the 28-second mark in advance of Sloan's last-second shot for ETSU that pushed the SoCon squad into Wednesday's championship game against Kent State.

ETSU 77, Missouri State 76

Moe Kent Family Fieldhouse, Naples, Fla. (Attendance 317)

MISSOURI STATE (3-2)	FG	3Pt	FT	ORDR	Reb	PF	Pts.	A	TO	Bk	St	Min	
Donovan Clay, f	3-6	2-3	2-2	0	3	3	3	10	0	1	1	2	30
Gaige Prim, f	7-10	0-0	3-5	2	6	8	1	17	5	0	1	1	32
Demarcus Sharp, g	2-2	0-0	0-0	1	3	4	2	4	7	3	0	0	26
Isiah Mosley, g	6-17	4-8	2-2	0	3	3	4	18	0	3	0	2	36
Ja'Monta Black, g	1-2	1-2	0-0	0	0	0	0	3	1	0	0	0	18
Jaylen Minnett	6-6	5-5	0-0	0	1	1	1	17	2	0	0	0	25
Keaton Hervey	3-6	1-2	0-0	0	0	0	0	7	1	1	1	0	22
Lu'cye Patterson	0-1	0-1	0-0	0	0	0	1	0	0	0	0	0	11
TEAM				1	1	2		Deadball: 0	1				

Totals.....	28-50	13-21	7-9	4	17	21	12	76	16	9	3	5	200
Percentages: Field Goal .560, 3-Point FG .619, Free Throw .778.													

ETSU (3-2)	FG	3Pt	FT	ORDR	Reb	PF	Pts.	A	TO	Bk	St	Min	
Silas Adheke, f.....	1-4	0-1	0-0	1	0	1	3	2	1	2	0	0	15
Ty Brewer, f.....	4-9	4-5	0-0	1	4	5	0	12	2	0	1	3	34
Jordan King, g.....	5-6	4-5	0-0	0	1	1	1	14	3	2	0	1	29
David Sloan, g.....	8-12	2-6	2-2	0	3	3	2	20	6	3	0	0	33
Ledarius Brewer, g.....	6-13	2-5	0-0	1	3	4	1	14	0	3	0	1	27
Mohab Yasser.....	2-2	0-0	0-0	1	1	2	1	4	0	1	1	0	16
Kordell Charles.....	0-1	0-1	0-0	0	2	2	0	0	0	0	0	0	4
Jaden Seymour.....	2-3	0-1	1-2	1	0	1	0	5	0	0	0	0	4
Vonnie Patterson.....	0-2	0-1	0-0	2	2	4	1	0	1	0	0	0	15
Charlie Weber.....	2-5	1-3	1-2	1	1	2	3	6	2	0	0	1	23
TEAM.....				1	1	2		Deadball: 5					

Totals.....	30-57	13-28	4-6	9	18	27	12	77	15	11	2	6	200
Percentages: Field Goal .526, 3-Point FG .464, Free Throw .667.													

Halftime: ETSU 45, MSU 43; Officials: Shane Staggs,Tyler Kumph,Roland Simmons.

Score by Periods	1st	2nd	Total
Missouri State.....	43	33	76
ETSU.....	45	32	77

GAME 6

November 24, 2021, Moe Kent Family Field House, Naples, Fla. Missouri State 72, George Washington 54

Led by 20 points from Gaige Prim, Missouri State dispatched George Washington, 72-54, here Wednesday in the third-place game of the inaugural Naples Invitational.

Prim finished 9-of-17 from the field with a game-high 9 rebounds. He was supplemented by teammates Jaylen Minnett with 16 points and Ja'Monta Black with 14. Minnett and Black hit four 3-pointers apiece, while Lu'Cye Patterson dished out a game-high 5 assists in 25 minutes of action.

The Bears also defended effectively, holding the Colonials to 37.9 percent from the field, while forcing 14 turnovers.

After leading by 13 at the midway point, the Bears saw GW go on a 10-4 run to start the second half to pull within 36-29 just four-and-a-half minutes into the final period. Missouri State then reeled off a decisive 12-0 run in the span of about 90 seconds, capitalizing on a pair of George Washington technical fouls and getting five tallies from Black during the run.

The Colonials got a free throw to break up the MSU run, but Missouri State quickly jumped back into the saddle. The Bears reeled off eight more unanswered points on a jumper from Minnett, a triple from Black and another trey from Minnett to make it 56-30 with 10:33 to play, MoState's largest lead of the game.

The Bears cleared the bench down the stretch and got four points from Dawson Carper to push the maroon side over 70 points for the sixth time in six games.

Missouri State finished 26-of-61 (.426) from the field, 8-for-22 (.364) from bonus range and 12-for-15 (.800) at the line with a 39-32 rebounding advantage.

GW was led by 17 points from James Bishop who hit three 3-pointers, while Joe Bamisile and Noel Brown tallied 12 apiece for the Colonials.

After a pair of lead changes in the game's early going, Missouri State finally gained the lead for good eight minutes into the first half on back-to-back 3-pointers from Minnett that made it an 18-12 contest. Donovan Clay then took over, scoring MSU's next six points.

The final eight minutes of the opening stanza belonged exclusively to the Bears, outscoring GW by a 14-5 margin down the stretch with Prim accounting for eight points in that span before the intermission.

Missouri State out-rebounded the Colonials by a 24-12 margin in the first half, while holding the A-10 squad to just 8-of-26 (.308) from the field.

Missouri State 72, George Washington 54

Moe Kent Family Fieldhouse, Naples, Fla. (Attendance 137)

MISSOURI STATE (4-2)	FG	3Pt	FT	ORDR	Reb	PF	Pts.	A	TO	Bk	St	Min	
Donovan Clay, f.....	2-4	0-0	2-2	1	2	3	0	6	0	0	0	1	30
Keaton Hervey, f.....	0-1	0-1	0-0	0	2	2	1	0	0	2	1	0	18
Gaige Prim, f.....	9-17	0-1	2-3	3	6	9	2	20	1	3	3	1	30
Isaiiah Mosley, g.....	2-8	0-0	3-4	2	5	7	1	7	3	2	0	1	26
Ja'Monta Black, g.....	5-11	4-9	0-0	0	5	5	1	14	1	1	0	1	29
Isaac Haney.....	0-3	0-2	0-0	0	2	2	0	0	0	0	0	1	10
Jaylen Minnett.....	5-7	4-6	2-2	0	3	3	0	16	2	1	0	0	20
Nic Tata.....	0-2	0-1	0-0	0	1	1	1	0	0	0	0	0	4
Lu'cye Patterson.....	1-4	0-1	3-4	1	1	2	3	5	5	2	0	1	25
Dawson Carper.....	2-4	0-1	0-0	1	0	1	0	4	0	0	0	0	8
TEAM.....				2	2	4		Deadball: 1					

Totals.....	26-61	8-22	12-15	10	29	39	9	72	12	11	4	6	200
Percentages: Field Goal .426, 3-Point FG .364, Free Throw .800.													

G.WASHINGTON (2-6)	FG	3Pt	FT	ORDR	Reb	PF	Pts.	A	TO	Bk	St	Min	
Noel Brown, c.....	5-8	0-0	2-2	1	3	4	4	12	0	3	0	1	20
Joe Bamisile, g.....	5-11	2-6	0-0	1	6	7	4	12	1	3	0	0	27
Brayon Freeman, g.....	0-3	0-1	0-0	0	1	1	2	0	3	2	0	1	29
Brendan Adams, g.....	2-9	0-4	0-0	0	3	3	2	4	1	1	0	1	28
James Bishop, g.....	6-17	3-9	2-2	1	1	2	3	17	2	1	0	0	37
Amir Harris.....	0-0	0-0	0-0	0	0	0	0	0	1	0	0	0	6
Ricky Lindo Jr.....	2-4	0-0	1-2	1	5	6	2	5	1	3	0	1	29
Bryan Knapp.....	0-0	0-0	0-0	0	0	0	0	0	0	0	0	0	1
Hunter Dean.....	0-3	0-0	0-0	0	2	2	2	0	0	1	1	1	16
Qwanzi Samuels.....	1-1	0-0	0-0	1	1	2	0	2	0	0	0	0	2
Daniel Nixon.....	0-0	0-0	0-0	0	1	1	0	0	1	0	0	0	2
Miles Gally.....	1-1	0-0	0-1	0	0	0	0	2	0	0	0	0	2
Theofanis Stamoulis.....	0-1	0-1	0-0	0	0	0	0	0	0	0	0	0	1
TEAM.....				1	3	4		Deadball: 2					

Totals.....	22-58	5-21	5-7	6	26	32	19	54	10	14	1	5	200
Percentages: Field Goal .379, 3-Point FG .238, Free Throw .714.													

Halftime: MSU 32, GW 19; Officials: Nick Meyer,Jon Campbell,Shane Staggs.

Technical Fouls: GW (2) - Brendan Adams; Team.

Score by Periods	1st	2nd	Total
Missouri State.....	32	40	72
George Washington.....	19	35	54

GAME 7

December 1, 2021, Redbird Arena, Normal, Ill.
Illinois State 79, Missouri State 74 (ot)

Gaige Prim scored 27 points and snagged 12 rebounds, but it wasn't quite enough as Missouri State dropped a 79-74 decision in overtime at Illinois State in the Missouri Valley Conference opener for both squads.

Prim finished 13-for-15 from the field en route to the 22nd double-double of his career.

The Bears (4-3, 0-1) led 62-53 with 4:14 left in regulation after Jaylen Minnett buried his third 3-pointers of the ball game. But a quick-striking Redbirds squad closed the gap to 62-61 just two minutes later with a layup from Ryan Schmitt and back-to-back 3-pointers by Kendall Lewis and Antonio Reeves.

MSU's Isiah Mosley quieted the crowd of just under 3,000 with a layup on MSU's next trip to give the Bears a three-point cushion, but Illinois State (4-4, 1-0) knocked down another triple, this time by Josiah Strong, with 38 seconds remaining to tie the game and force overtime.

"We didn't execute down the stretch," said Bears head coach Dana Ford. "We were not assignment correct in transition and that really hurt us."

Reeves, who finished with 22 points, then took over, scoring ISU's first seven points in the extra period and putting the home squad up 71-66 with just 90 seconds left.

Lu'Cye Patterson, who handled the point most of the night for the Bears, hit a layup, a jumper and a pair of free throws to get Missouri State within 75-72 with 25 seconds remaining in overtime. But the home side was ready for the challenge, making 6-of-7 free throws in the clutch to take the conference win.

Strong added 21 points for the Redbirds while going 5-of-8 from 3-point range. Reeves was 4-for-5 from bonus distance.

Missouri State finished 31-of-68 (.456) from the field, 7-for-25 (.280) from long range and 5-of-6 (.833) at the line with a 35-31 rebounding advantage.

Mosley added 12 points and 9 rebounds for the Bears, with Patterson dumping in a career-high 10 points.

The Redbirds finished 26-of-57 (.456) overall, 13-for-23 (.565) from bonus range and 14-for-15 (.933) at the stripe with 16 turnovers.

Illinois State 79, Missouri State 74 (ot)

Redbird Arena, Normal, Ill. (Attendance 2,900)

MISSOURI STATE (4-3)	FG	3Pt	FT	ORDR	Reb	PF	Pts.	A	TO	Bk	St	Min
Donovan Clay, f.....	3-9	0-1	0-0	2	6	8	3	6	2	0	0	34
Keaton Hervey, f.....	2-4	0-2	3-4	0	0	0	2	7	0	0	0	23
Gaige Prim, f.....	13-15	1-1	0-0	4	8	12	1	27	2	6	1	38
Isiah Mosley, g.....	5-17	2-5	0-0	2	7	9	2	12	6	6	0	44
Ja'Monta Black, g.....	1-7	1-7	0-0	1	1	2	2	3	2	0	0	33
Jaylen Minnett.....	3-9	3-8	0-0	0	1	1	1	9	1	2	0	24
Lu'cye Patterson.....	4-7	0-1	2-2	0	2	2	2	10	2	0	0	27
Dawson Carper.....	0-0	0-0	0-0	0	0	0	0	0	0	0	0	2
TEAM.....				0	1	1		Deadball: 2	2			
Totals.....	31-68	7-25	5-6	9	26	35	13	74	15	16	1	225
Percentages: Field Goal .456, 3-Point FG .280, Free Throw .833.												
ILLINOIS STATE (4-4)	FG	3Pt	FT	ORDR	Reb	PF	Pts.	A	TO	Bk	St	Min
Kendall Lewis, f.....	2-6	1-2	2-2	0	6	6	1	7	1	1	2	35
Ryan Schmitt, f.....	2-2	0-0	0-0	0	1	1	2	4	1	0	3	15
Mark Freeman, g.....	3-6	2-3	2-2	1	2	3	2	10	1	6	0	23
Howard Fleming Jr., g.....	2-4	1-2	0-1	1	4	5	4	5	5	4	0	30
Antonio Reeves, g.....	7-16	4-5	4-4	0	6	6	0	22	3	1	0	40
Sy Chatman.....	3-9	0-3	4-4	1	5	6	1	10	2	2	3	31
Josiah Strong.....	7-12	5-8	2-2	0	2	2	1	21	3	2	0	36
Emon Washington.....	0-2	0-0	0-0	0	0	0	0	0	0	0	0	6
Liam McChesney.....	0-0	0-0	0-0	1	1	2	0	0	0	0	1	9
TEAM.....				0	0	0		Deadball: 2				
Totals.....	26-57	13-23	14-15	4	27	31	11	79	16	16	9	225
Percentages: Field Goal .456, 3-Point FG .565, Free Throw .933.												
Halftime: MSU 34, ILST 32; Officials: Tyler Kumph, Roland Simmons, Irvin Wilson.												
Score by Periods.....	1st	2nd	OT	Total								
Missouri State.....	34	30	10	74								
Illinois State.....	32	32	15	79								

GAME 8

December 4, 2021, JQH Arena, Springfield, Mo.
(12) Brigham Young 74, Missouri State 68

Led by 19 points from Jaylen Minnett, Missouri State gave visiting Brigham Young all it wanted here Saturday, but the No. 12-ranked Cougars survived a late surge from the home-standing Bears to emerge with a 74-68 decision.

The Bears also got 17 points from Gaige Prim, 16 from Lu'Cye Patterson and 8 rebounds from Donovan Clay to stay within striking distance most of the game.

BYU was led by Alex Barcello's 21 points, while Lucas Te'Jon scored 17.

The Cougars led 35-27 at the intermission, but reeled off six unanswered points to open the second half and take a 41-27 lead, its biggest of the day. Four minutes later, Minnett's fourth 3-pointer of the night got MSU back within 45-43 after the home side scratched and clawed its way to a 16-4 run.

BYU then turned to Te'Jon to carry the load midway through the half as he went on a personal 6-2 run to push BYU up 51-45. Moments later, during the under-12 media timeout, the Bears bench was whistled for a technical foul, which gave BYU a 52-45 advantage with 11:29 to play.

However, Dana Ford's Bears did not stop pushing, getting within 57-56 six minutes later on a layup by Prim and later making it a 61-60 contest after a driving layup from freshman Isaac Haney at the 3:20 mark. But each time the Bears got close to regaining the lead, the Cougars found a way to silence MoState's largest home gathering at JQH Arena since March of 2019 (7,006).

With 1:47 to play, Prim's put-back off a miss by Patterson made it a 63-62 contest before Barcello's elbow jumper 15 seconds later gave BYU a three-point cushion and ignited a timely 7-0 run by the Cougars. From there, the visitors made 7-of-10 free throws in the final minute and put the game away with physical play.

When the dust cleared, BYU emerged with a six-point victory, shooting 48.2 percent from the field on 27-for-56 attempts, and converting 70 percent from the line (14-of-20), with half its charity attempts coming in the final 38 seconds.

The Bears out-rebounded the Cougars, 39-34, after BYU came into the game ranked 15th nationally in rebounding margin.

Missouri State's bench accounted for 41 total points – 60 percent of the team's total – with Minnett making all five of MSU's 3-pointers. Patterson finished 8-of-10 from the field with 4 rebounds, while Haney scored 6 points and gathered 4 steals.

Entering the week at No. 12 in the AP poll and No. 13 in the coaches poll, BYU represented the highest-ranked non-conference foe ever to visit JQH Arena.

In the first half, BYU made five threes to lead by eight at the midway point. Missouri State led twice midway through the half, both on buckets by Patterson. Donovan Clay's layup with 9:29 remaining gave the Bears a 19-16 advantage. However, the Cougars' Spencer Johnson opened things up with a pair of 3-pointers and three free throws down the stretch as BYU pushed ahead, 35-27, at the half.

(12) Brigham Young 74, Missouri State 68

JQH Arena, Springfield, Mo. (Attendance 7,006)

BRIGHAM YOUNG (7-1)	FG	3Pt	FT	ORDR	Reb	PF	Pts.	A	TO	Bk	St	Min
Caleb Lohner, f.....	3-6	0-1	4-6	1	5	6	4	10	0	2	0	24
Te'Jon Lucas, g.....	8-16	1-4	0-0	0	3	3	1	17	2	0	2	34
Alex Barcello, g.....	7-13	2-7	5-8	0	1	1	0	21	0	1	0	34
Trevin Knell, g.....	3-8	0-5	0-0	1	4	5	2	6	2	0	0	24
Seneca Knight, g.....	1-4	0-3	0-0	0	4	4	2	2	1	1	2	19
Hunter Erickson.....	0-2	0-0	0-0	0	0	0	4	0	0	2	0	14
Atiki Ally Atiki.....	0-0	0-0	0-0	0	0	0	0	0	0	0	0	3
Spencer Johnson.....	3-4	3-3	5-6	1	5	6	1	14	0	1	0	30
Fousseyni Traore.....	2-3	0-0	0-0	1	4	5	2	4	1	1	1	18
TEAM.....				1	3	4		Deadball: 3	1			
Totals.....	27-56	6-23	14-20	5	29	34	16	74	6	9	5	200
Percentages: Field Goal .482, 3-Point FG .261, Free Throw .700.												
MISSOURI STATE (4-4)	FG	3Pt	FT	ORDR	Reb	PF	Pts.	A	TO	Bk	St	Min
Donovan Clay, f.....	2-10	0-1	2-2	1	7	8	2	6	1	1	1	34
Keaton Hervey, f.....	1-4	0-2	0-0	0	2	2	0	2	0	0	0	22
Gaige Prim, f.....	6-13	0-0	5-5	3	3	6	4	17	1	2	0	27
Isiah Mosley, g.....	0-2	0-0	0-0	0	1	1	0	0	1	2	0	7
Ja'Monta Black, g.....	1-5	0-1	0-0	0	1	2	2	2	0	0	0	15
Isaac Haney.....	3-9	0-2	0-0	1	3	4	4	6	1	4	0	26
Jaylen Minnett.....	6-13	5-12	2-2	0	3	3	0	19	0	0	0	31
Lu'cye Patterson.....	8-10	0-0	0-3	2	2	4	3	16	2	1	0	26
Dawson Carper.....	0-0	0-0	0-0	1	3	4	3	0	0	1	1	12
TEAM.....				4	1	5		Deadball: 1	1			
Totals.....	27-66	5-18	9-12	13	26	39	18	68	6	12	2	200
Percentages: Field Goal .409, 3-Point FG .278, Free Throw 750.												
Halftime: BYU 35, MSU 27; Officials: Kelly Self, Randy Heimerman, Jeff Malham.												
Technical Fouls: MSU (1), Bench; BYU (1) Lohner.												
Score by Periods.....	1st	2nd	Total									
Brigham Young.....	35	39	74									
Missouri State.....	27	41	68									

GAME 9

December 8, 2021, Jack Stephens Center, Little Rock, Ark.
Missouri State 81, Little Rock 55

Missouri State's backcourt tandem of Ja'Monta Black and Isiah Mosley combined for 45 points, and the Bears knocked down 16 3-pointers en route to a dominant 81-55 road victory.

Black was 7-for-14 from long range to match his career high for threes and finish with 25 points – one shy of a career high set against Little Rock last season. Mosley added 21 points on 9-for-15 from the field.

MoState (5-4) shot 52 percent from the field, including an even 16-for-32 from long range – just one short of tying a school record for triples.

The Bears also got 17 points from Jaylen Minnett and 10 from Isaac Haney off the bench. Minnett dropped in four triples as part of the MSU air barrage, and Donovan Clay snagged 9 rebounds.

After leading by 14 at the half, it was Minnett who led the charge early in the final period, accounting for 11 of the visitors' first 13 points of the half. Back-to-back triples from Minnett and Haney gave Missouri State a 58-37 lead with 12:39 remaining.

The Trojans (4-6) would whittle the MSU lead to 16 two possessions later, but would get no closer the rest of the night. Mosley led an 11-2 Bears run late in the half with eight points and an assist to Black for his sixth trey.

Black finished with Missouri State's final eight points of the night, including his seventh 3-pointer that gave the visitors their biggest lead of the night, 81-52 with 22 seconds to play.

The Bears made all five free throw attempts on the evening, were 30-of-58 (.517) overall and out-rebounded Little Rock by a 39-28 margin with just 12 turnovers.

Little Rock got 15 points and 5 assists from Marko Lukic off the bench, while Isaiah Palermo scored 12 and snagged 7 rebounds.

In the first half, Black erupted for 17 points on five triples to push the Bears ahead 42-28 at the intermission. Missouri State had seven straight defensive stops to open the game and take a 14-0 lead at the game's onset.

The Trojans were scoreless for nearly eight minutes, before they used a 10-3 run midway through the opening half to get within 17-10. But, 3-pointers by Black and Keaton Hervey pushed the visitors ahead by double figures once again, leading by as many as 17 after back-to-back buckets from Mosley late in the period.

Missouri State 81, Little Rock 55

Jack Stephens Center, Little Rock, Ark. (Attendance 1,057)

MISSOURI STATE (5-4)	FG	3Pt	FT	ORDR	Reb	PF	Pts.	A	TO	Bk	St	Min	
Donovan Clay, f.....	0-1	0-1	0-0	1	8	9	1	0	4	0	2	1	24
Gaige Prim, f.....	0-3	0-1	0-0	2	3	5	1	0	2	2	1	1	10
Isiah Mosley, g.....	9-15	1-3	2-2	0	6	6	3	21	3	2	0	2	28
Ja'Monta Black, g.....	9-17	7-14	0-0	1	5	6	0	25	1	2	0	0	29
Lu'cye Patterson, g.....	1-4	0-1	0-0	0	2	2	1	2	3	2	0	0	36
Isaac Haney.....	3-4	2-3	2-2	0	4	4	3	10	2	3	0	0	21
Jaylen Minnett.....	6-9	4-6	1-1	0	3	3	2	17	3	0	0	1	25
Keaton Hervey.....	2-4	2-3	0-0	1	0	1	0	6	1	0	0	1	25
Dawson Carper.....	0-1	0-0	0-0	0	1	1	0	0	0	0	0	0	2
TEAM.....				2	0	2		Deadball: 1	1				
Totals.....	30-58	16-32	5-5	7	32	39	11	81	19	12	3	6	200
Percentages: Field Goal .517, 3-Point FG .500, Free Throw 1.000.													
LITTLE ROCK (4-6)	FG	3Pt	FT	ORDR	Reb	PF	Pts.	A	TO	Bk	St	Min	
Donovan Clay, f.....	0-1	0-1	0-0	1	8	9	1	0	4	0	2	1	24
Gaige Prim, f.....	0-3	0-1	0-0	2	3	5	1	0	2	2	1	1	10
Isiah Mosley, g.....	9-15	1-3	2-2	0	6	6	3	21	3	2	0	2	28
Ja'Monta Black, g.....	9-17	7-14	0-0	1	5	6	0	25	1	2	0	0	29
Lu'cye Patterson, g.....	1-4	0-1	0-0	0	2	2	1	2	3	2	0	0	36
Isaac Haney.....	3-4	2-3	2-2	0	4	4	3	10	2	3	0	0	21
Jaylen Minnett.....	6-9	4-6	1-1	0	3	3	2	17	3	0	0	1	25
Keaton Hervey.....	2-4	2-3	0-0	1	0	1	0	6	1	0	0	1	25
Dawson Carper.....	0-1	0-0	0-0	0	1	1	0	0	0	0	0	0	2
TEAM.....				0	1	1		Deadball: 1					
Totals.....	22-59	10-24	1-5	8	20	28	11	55	14	12	3	6	200
Percentages: Field Goal .373, 3-Point FG .417, Free Throw .200.													
Halftime: MSU 42, LR 28; Officials: Josue Nieves, Olandis Poole, Joe Lindsay.													
Score by Periods	1st	2nd	Total										
Missouri State.....	42	39	81										
Little Rock.....	28	27	55										

GAME 10

December 11, 2021, JQH Arena, Springfield, Mo.
Missouri State 69, Oral Roberts 60

Led by a stingy defense, Missouri State forced 16 turnovers, snagged 11 steals and got key defensive stops down the stretch to score a 69-60 win over visiting Oral Roberts.

The Bears got a game-high 25 points from Isiah Mosley who was 10-for-20 from the field with 8 rebounds and 3 assists. Ja'Monta Black added 16 points with three 3-pointers, and Gaige Prim posted 10 points and 6 rebounds in limited minutes.

But the star for the Bears may have been freshman Isaac Haney who came off the bench to rack up four key steals, while grabbing three rebounds and the team's "hustle belt" from coach Dana Ford after the game. He had two key 50-50 take-aways on back-to-back ORU possessions in the final three minutes of the game to help seal the victory.

The rest came from clutch plays by Mosley, Black and Lu'Cye Patterson on the offensive end. After ORU (5-5) trimmed Missouri State's double-figure lead to 42-41 with 9:06 to go, Black splashed home his third trey of the game to give the home side some separation. Mosley then reeled off six in a row for the Bears and then pushed his team ahead 56-48 with a pair of free throws with four minutes remaining.

One of the best shots of the night then came late in the shot lock with two-and-a-half minutes to play with Patterson's first 3-pointer of the season to make it a 59-50 game.

Max Abmas got a steal and running 3-pointer moments later to draw the Golden Eagles within six, but Missouri State was game for a clutch finish, making 10-of-12 free throws down the stretch – including four by Haney -- to seal the win.

Abmas, who led the nation in scoring last season, was held to 19 points on 7-of-18 shooting with five 3-pointers. DeShang Weaver added 15 points for the visitors who racked up 14 second-chance points behind 11 offensive boards.

Missouri State shot a season-low 39.7 percent from the field (23-of-58) and just 4-of-21 (.190) from long range, but was steady at the foul line, making 19-of-24 (.792) at the stripe with 11 turnovers, 11 steals and four blocks.

In the first half, the Bears overcame an early six-point deficit and a 33-percent shooting effort to lead 27-25 at the midway point. Mosley accounted for more than half of MSU's scoring with 14 points, while the home defense forced 9 ORU turnovers and racked up 7 steals while holding the Golden Eagles to 34-percent shooting from the field.

ORU led 19-13 with 6:41 left in the first half, but the Bears tied it on a 6-0 run led by Donovan Clay, Mosley and Minnett. Mosley scored six of Missouri State's last eight points of the period with Minnett's jumper at the 2:56 mark pushing the Bears ahead for good.

Missouri State 69, Oral Roberts 60

JQH Arena, Springfield, Mo. (Attendance 4,002)

ORAL ROBERTS (5-5)	FG	3Pt	FT	ORDR	Reb	PF	Pts.	A	TO	Bk	St	Min	
DeShang Weaver, f.....	7-11	0-2	1-2	2	4	6	2	15	0	0	0	1	30
Francis Lacy, f.....	1-2	0-1	0-0	1	6	7	3	2	1	3	1	0	26
Kareem Thompson, g.....	3-8	1-5	0-0	4	8	12	2	7	1	1	2	1	36
Max Abmas, g.....	7-18	5-12	0-0	0	3	3	4	19	1	4	0	0	40
Carlos Jargens, g.....	2-8	0-3	2-4	0	4	4	2	6	1	4	1	0	25
Elijah Lufie.....	1-3	0-0	0-0	2	3	5	0	2	0	0	0	0	6
Issac McBride.....	2-6	0-0	0-1	0	1	1	1	4	0	2	0	0	7
Trey Phipps.....	2-7	1-3	0-0	0	1	1	3	5	1	2	0	1	28
Sir Issac Herron.....	0-0	0-0	0-0	0	0	0	1	0	0	0	0	0	1
Ismael Plet.....	0-0	0-0	0-0	0	0	0	0	0	0	0	0	2	1
TEAM.....				2	0	2		Deadball: 1					
Totals.....	25-63	7-26	3-7	11	30	41	18	60	5	16	4	5	200
Percentages: Field Goal .397, 3-Point FG .269, Free Throw .429.													
MISSOURI STATE (6-4)	FG	3Pt	FT	ORDR	Reb	PF	Pts.	A	TO	Bk	St	Min	
Donovan Clay, f.....	0-0	0-0	2-2	2	3	5	2	2	1	1	1	1	33
Gaige Prim, f.....	5-8	0-0	0-0	3	3	6	0	10	0	1	1	0	14
Isiah Mosley, g.....	10-20	0-3	5-5	0	8	8	3	25	3	4	0	2	33
Ja'Monta Black, g.....	5-11	3-8	3-4	1	4	5	1	16	0	0	1	1	29
Lu'cye Patterson, g.....	2-5	1-2	2-4	0	3	3	1	7	2	2	1	1	32
Isaac Haney.....	0-2	0-1	3-4	0	3	3	4	3	1	1	0	4	22
Jaylen Minnett.....	1-7	0-4	2-3	0	1	1	0	4	1	1	0	2	24
Keaton Hervey.....	0-5	0-3	2-2	2	3	5	2	2	0	1	0	0	11
Dawson Carper.....	0-0	0-0	0-0	0	0	0	0	0	0	0	0	0	2
TEAM.....				0	2	2		Deadball: 2					
Totals.....	23-58	4-21	19-24	8	30	38	13	69	8	11	4	11	200
Percentages: Field Goal .397, 3-Point FG .190, Free Throw .792.													
Halftime: MSU 27, ORU 25; Officials: Brian McAnally, Sheldon Tate, Gene Grimshaw.													
Score by Periods.....	1st	2nd	Total										
Oral Roberts.....	25	35	60										
Missouri State.....	27	42	69										

GAME 11

December 15, 2021, JQH Arena, Springfield, Mo. Missouri State 75, South Dakota State 63

Missouri State used a solid defensive effort and balanced scoring to take down South Dakota State, 75-63, extending the Bears win streak to three.

MSU minimized damage from the nation's top 3-point shooting team to just 25 percent (4-of-16) from beyond the arc and held the Jackrabbits to 26 points below their season scoring average (89.3), which ranked second in the nation coming in.

Jaylen Minnett led five Missouri State players in double figures with 16 points and four 3-pointers, while Gaige Prim poured in 13 points and snagged 10 rebounds for his fifth double-double of the season. Donovan Clay also pitched in 12 points, 7 rebounds and 3 blocks.

Less than a minute into the second half, MSU built its biggest lead of the game to that point on a layup from Isaiah Mosley. But after Prim's layup gave the Bears a 44-35 lead at the 18:13 mark, SDSU reeled off six unanswered points to make it a three-point game, while the home side went scoreless for more than five minutes.

Isaac Haney ended the drought with a leanner with just under 13 minutes to play, but the Jackrabbits (9-4) stayed close, trimming their deficit to 59-57 on a pair of free throws from Luke Appel at the 7:54 mark. However, the final eight minutes belonged exclusively to the Bears.

South Dakota State made just two field goals the rest of the night, while the Bears opened up their first double-figure lead on a triple by Clay just before the under-four media timeout. Minnett was also solid in crunch time, scoring four points in the final five minutes, while Clay scored five in that span.

The Bears held South Dakota State to just 37.7 percent from the field on 23-of-61 field goal attempts, while forcing 11 turnovers and snagging six steals.

The visitors, who were led by Douglas Wilson's 18 points and Appel's 17, missed their last six field goal attempts of the game and converted just 2-of-10 shots in the final seven minutes.

Missouri State shot an efficient 28-of-58 (.483) from the field, 10-of-26 (.385) from long range and 9-of-12 (.750) at the foul line with seven of those free throws coming in the final three minutes. The Bears also held a 38-35 rebounding advantage and trailed for just 54 seconds in the contest.

Patterson (11) and Black (10) also scored in double figures for MoState. In addition to accounting for 16 of the team's 20 bench points, Minnett also matched a career-high with 4 steals.

In the first half, Missouri State shot 53 percent from the field and knocked down eight 3-pointers to lead 40-33 at the midway point. Minnett was 4-of-6 from beyond the arc, Ja'Monta Black scored 8 points, while Clay and Lu'Cye Patterson each poured in 7 points.

MSU grabbed the lead for good just over five minutes into the game on a layup from Dawson Carper. The Bears ended the half on a 6-2 run, sparked by a dunk from Clay.

Missouri State 75, South Dakota State 63

JQH Arena, Springfield, Mo. (attendance 3,027)

SOUTH DAKOTA ST (9-4)	FG	3Pt	FT	ORDR	Reb	PF	Pts.	A	TO	Bk	St	Min
Matt Dentlinger, f.....	1-1	0-0	0-1	1	1	2	0	2	2	0	1	0 18
Douglas Wilson, f.....	6-14	1-1	5-8	3	3	6	0	18	1	3	1	2 25
Baylor Scheierman, g.....	2-12	1-4	0-0	0	4	4	3	5	1	2	0	0 37
Noah Freidel, g.....	2-12	0-5	3-5	0	3	3	4	7	1	1	2	2 37
Alex Arians, g.....	3-4	0-0	0-0	0	5	5	0	6	1	0	0	0 21
Matt Mims.....	0-0	0-0	0-0	0	1	1	0	0	0	0	0	0 3
Zeke Mayo.....	2-6	2-4	2-2	1	1	2	0	8	1	2	0	0 20
Luke Appel.....	7-11	0-2	3-6	4	2	6	5	17	1	1	0	1 18
Charlie Easley.....	0-1	0-0	0-0	0	4	4	1	0	1	2	0	0 21
TEAM.....				1	1	2						Deadball: 5

Totals.....23-61 4-16 13-22 10 25 35 13 63 9 11 4 5 200

Percentages: Field Goal .377, 3-Point FG .250, Free Throw .591.

MISSOURI STATE (7-4)	FG	3Pt	FT	ORDR	Reb	PF	Pts.	A	TO	Bk	St	Min
Donovan Clay, f.....	4-8	2-4	2-2	0	7	7	3	12	2	2	3	0 40
Gaige Prim, f.....	5-9	0-0	3-4	3	7	10	3	13	2	6	3	1 32
Isiah Mosley, g.....	4-9	1-3	0-0	1	5	6	4	9	2	2	0	0 23
Ja'Monta Black, g.....	4-11	2-7	0-0	0	2	2	1	10	0	2	0	0 28
Lu'Cye Patterson, g.....	4-6	1-2	2-4	0	4	4	0	11	6	1	1	1 34
Isaac Haney.....	1-2	0-1	0-0	0	2	2	2	2	0	0	0	0 13
Jaylen Minnett.....	5-11	4-9	2-2	0	1	1	2	16	0	1	0	4 23
Dawson Carper.....	1-2	0-0	0-0	0	2	2	1	2	0	1	0	0 7
TEAM.....				2	2	4						Deadball: 2

Totals.....28-58 10-26 9-12 6 32 38 16 75 12 15 7 6 200

Percentages: Field Goal .483, 3-Point FG .385, Free Throw .750.

Halftime: MSU 40, SDSU 33; Officials: John Higgins, Gerry Pollard, Chance Moore.

Score by Periods	1st	2nd	Total
South Dakota State.....	33	30	63
Missouri State.....	40	35	75

GAME 12

December 18, 2021, JQH Arena, Springfield, Mo. Missouri State 106, Central Arkansas 70

Missouri State got 28 points from Isaiah Mosley and 14 apiece from Gaige Prim, Ja'Monta Black and Jaylen Minnett, to turn back visiting Central Arkansas, 106-70.

With the win, the Bears extended their win streak to four straight and swept all three games of their three-game home stand.

For the second time in four games, Missouri State flirted with its school 3-point record, coming up one shy of the program high-water mark of 17 from beyond the arc. On Saturday, MSU was 16-of-32 from long range with Mosley hitting a career-high six bombs, while Minnett and Black contributed four treys apiece.

The team's offensive output marked the first time since Dec. 4, 2010 -- ironically against Central Arkansas -- that Missouri State has eclipsed 100 points against a Division I opponent.

The night started slowly for the home club as they converted just 3-of-14 field goal attempts through the game's first six-and-a-half minutes. But once they turned things around, the Bears' offense proved too much.

MSU shot 67-percent from the field in the second half (25-of-37) and finished 39-of-73 (.534) overall to complete their fifth 50-percent shooting effort of the season.

The Bears took less than four minutes into the second half to move ahead by 20 points for the first time and pushed ahead 96-65 after a Mosley steal and dunk with just under four minutes to play.

Missouri State ended the game on a 15-5 run with Nic Tata's two offensive put-backs in the final minutes give the Bears their biggest lead of the evening on the game's final points.

Coach Dana Ford's squad out-rebounded UCA, 37-28, and turned the ball over just five times. The Bears also did their job at the foul line, making 12-of-13 (.923).

Mosley led MSU with 7 rebounds, while Lu'Cye Patterson and Minnett dished out 5 assists apiece.

Central Arkansas (1-9) was led by Darius Hall's 18 points and game-high 10 rebounds, while Camren Hunter scored 16. The visiting club finished 25-of-57 (.439) from the field, but just 3-for-18 (.167) from long range and 17-for-18 (.944) from the foul line with 11 turnovers.

In the first half, the Bears pushed ahead by 15 at the break despite the slow start. Mosley caught fire midway through the half, scoring 10 of MSU's 12 points during a key three-minute stretch to give the Bears a six-point cushion at the 6:12 mark. From there, it was all Bears with Minnett, Prim and Mosley leading a 14-4 Bears surge in the final five minutes before the half.

The Bears turned the ball over just twice in the first 20 minutes and overcame a 39-percent shooting performance with a 21-16 rebounding edge, allowing UCA no second-chance points.

Missouri State 106, Central Arkansas 70

JQH Arena, Springfield, Mo. (attendance 2,561)

CENTRAL ARK. (1-9)	FG	3Pt	FT	ORDR	Reb	PF	Pts.	A	TO	Bk	St	Min
Darius Hall, f.....	5-10	0-1	8-8	0	10	10	4	18	2	3	0	0 31
Jared Chatham, f.....	5-11	0-0	0-0	1	3	4	2	10	1	2	2	0 29
Isiah Mosley, g.....	1-6	0-3	0-0	0	1	1	2	2	1	1	0	1 33
Camren Hunter, g.....	5-11	0-3	6-6	2	1	3	3	16	1	3	0	1 31
Elias Cato, g.....	0-2	0-2	3-4	0	2	2	1	3	0	1	0	0 20
Masai Olowokere.....	0-1	0-1	0-0	0	2	2	1	0	0	0	0	0 17
Eddy Kayouloud.....	4-7	0-2	0-0	0	0	0	2	8	0	0	0	0 11
Jonas Munson.....	0-0	0-0	0-0	0	0	0	0	0	0	0	0	0 1
Jaxson Baker.....	5-9	3-6	0-0	2	1	3	3	13	1	0	0	1 27
TEAM.....				3	0	3						Deadball: 1 1

Totals.....25-57 3-18 17-18 8 20 28 18 70 6 11 2 3 200

Percentages: Field Goal .439, 3-Point FG .167, Free Throw .944.

MISSOURI STATE (8-4)	FG	3Pt	FT	ORDR	Reb	PF	Pts.	A	TO	Bk	St	Min
Donovan Clay, f.....	4-6	0-1	0-0	2	4	6	2	8	2	0	2	0 27
Gaige Prim, f.....	4-9	0-1	6-7	3	3	6	0	14	1	2	2	0 19
Isiah Mosley, g.....	9-18	6-10	4-4	1	6	7	1	28	1	1	0	3 30
Ja'Monta Black, g.....	5-10	4-8	0-0	0	1	1	3	14	1	0	0	0 27
Lu'Cye Patterson, g.....	4-5	0-1	0-0	2	1	3	4	8	5	2	1	0 29
Isaac Haney.....	2-3	1-1	2-2	0	4	4	3	7	0	0	0	0 17
Jaylen Minnett.....	5-11	4-9	0-0	0	1	1	0	14	5	0	0	2 28
Nic Tata.....	4-5	1-1	0-0	2	3	5	0	9	0	0	0	0 13
Dawson Carper.....	2-6	0-0	0-0	3	0	3	2	4	1	0	1	0 10
TEAM.....				1	0	1						Deadball: 2

Totals.....39-73 16-32 12-13 14 23 37 15 106 16 5 6 5 200

Percentages: Field Goal .534, 3-Point FG .500, Free Throw .923.

Halftime: MSU 45, UCA 30; Officials: Eric Lowe, John Hendricks, Jeff Malham.

Score by Periods	1st	2nd	Total
Central Arkansas.....	30	40	70
Missouri State.....	45	61	106

GAME 13

December 22, 2021, UCU Pavilion, Moranga, Calif.
St. Mary's 75, Missouri State 58

Missouri State took a three-point lead into the half, but home standing Saint Mary's erupted for 42 points and shot 62 percent in the second half to score a 75-58 win over the Bears.

Isiah Mosley scored 19 points in the opening half and finished with a team-high 21, while Donovan Clay posted 11 points and 7 rebounds.

Saint Mary's (11-3) got 27 points from Matthias Tass and 16 from Tommy Kuhse. Kuhse also led the home side with 7 rebounds and 5 assists.

The turning point came with twelve-and-a-half minutes to go as Mosley picked up his third foul with the game tied, 46-46, and the Gaels erupted for an 11-0 run over the next three minutes and change to turn it into a double-figure lead.

Ja'Monta Black's 3-pointer at the 8:34 mark stopped the bleeding for the moment, but Saint Mary's responded with seven more from there. The 18-3 stretch for the home side covered seven minutes with Kuhse scoring eight points in that stretch and 12 overall in the second period.

Missouri State (8-5) finished just under 50 percent from the field, making 25-of-62 (.481) shots overall, but struggled in the second half with just 9 makes in 26 attempts. The Bears were 6-of-20 (.300) from long range with Mosley hitting three from downtown.

The Bears were also out-rebounded, 34-22, with Prim's 8 caroms leading the visitors. MSU had just three offensive boards and turned the ball over 12 times.

Lu'Cye Patterson's 2 assists were a team high. He also scored 9 points in his fifth straight start.

Saint Mary's finished 30-of-56 (.536) overall with 4-of-10 (.400) from bonus distance and 11-of-14 (.786) at the stripe with 10 turnovers.

In the first half, Missouri State shot 62 percent and got an up-and-under layup by Mosley at the buzzer to lead 36-33 at the midway point.

Mosley's three treys all came within a two-minute stretch as he flipped a 7-7 tie into a 15-9 Bears lead with 13 minutes to go in the first stanza. The Bears survived a 12-2 Saint Mary's run midway through the half and when Mosley and Prim tied things up, 21-21, the Bears kept their composure, giving them a chance to take the lead into the intermission.

The Bears made 16-of-26 shots in the opening 20 minutes.

St. Mary's 75, Missouri State 58

UCU Pavilion, Moranga, Calif. (attendance 2,718)

MISSOURI STATE (8-5)	FG	3Pt	FT	ORDR	Reb	PF	Pts.	A	TO	Bk	St	Min
Donovan Clay, f.....	4-5	1-2	2-2	1	6	7	11	0	1	2	0	32
Gaige Prim, f.....	3-6	0-0	0-0	2	6	8	3	6	0	2	1	22
Isiah Mosley, g.....	9-15	3-5	0-0	0	0	0	3	21	1	5	0	34
Ja'Monta Black, g.....	2-7	1-5	0-0	0	1	1	1	5	0	0	0	21
Lu'Cye Patterson, g.....	4-6	1-1	0-0	0	0	0	2	9	2	1	0	28
Isaac Haney.....	0-3	0-1	0-0	0	1	1	2	0	1	0	0	9
Jaylen Minnett.....	0-5	0-4	0-0	0	0	0	2	0	1	1	0	17
Keaton Hervey.....	0-1	0-1	0-0	0	1	1	1	0	1	1	0	21
Nic Tata.....	2-3	0-1	0-1	0	0	0	1	4	0	0	0	8
Dawson Carper.....	1-1	0-0	0-1	0	1	1	0	2	0	0	0	8
TEAM.....				0	3	3		Deadball: 0	1			

Totals..... 25-52 6-20 2-4 3 19 22 16 58 6 12 3 7 200
Percentages: Field Goal .481, 3-Point FG .300, Free Throw .500.

ST. MARY'S (11-3)	FG	3Pt	FT	ORDR	Reb	PF	Pts.	A	TO	Bk	St	Min
Matthias Tass, f.....	12-15	0-1	3-3	2	4	6	3	27	2	1	0	36
Kyle Bowen, f.....	1-2	0-0	0-0	2	3	5	1	2	0	1	0	31
Logan Johnson, g.....	5-11	1-2	2-2	0	4	4	2	13	5	0	1	32
Augustas Marciulioni, g.....	1-5	0-1	2-2	0	1	1	2	4	1	3	0	23
Alex Ducas, g.....	3-9	3-6	0-2	1	3	4	1	9	2	2	0	34
Jabe Mullins.....	0-1	0-0	0-0	0	0	0	0	0	1	0	0	3
Mitchell Saxen.....	1-1	0-0	0-0	0	1	1	1	2	0	0	0	2
Tommy Kuhse.....	7-11	0-0	2-3	1	6	7	2	16	5	1	0	25
Leemet Bockler.....	0-0	0-0	0-0	0	0	0	0	0	0	1	0	2
Judah Brown.....	0-0	0-0	0-0	0	1	1	0	0	0	0	0	2
Luke Barrett.....	0-0	0-0	0-0	0	0	0	0	0	0	1	0	1
Dan Fotu.....	0-1	0-0	2-2	0	1	1	0	2	0	0	0	9
TEAM.....				2	2	4		Deadball: 2				

Totals..... 30-56 4-10 11-14 8 26 34 12 75 16 10 0 4 200
Percentages: Field Goal .536, 3-Point FG .400, Free Throw .786.

Halftime: MSU 36, SMC 33; Officials: Justin Shamion, Ken Ditty, Bill Vinovich.

Score by Periods	1st	2nd	Total
Missouri State.....	36	22	58
Saint Mary's.....	33	42	75

GAME 14

December 30, 2021, IQH Arena, Springfield, Mo.
Missouri State 103, Evangel 56

Missouri State dropped in a Missouri Valley Conference record 21 3-pointers and dished out 24 assists to turn back visiting Evangel University, 103-56.

Isiah Mosley and Jaylen Minnett scored 22 points apiece to lead Missouri State, which has now hit the century mark in scoring two straight home games. Freshman Isaac Haney also had a breakout game for MSU with 18 points, while Ja'Monta Black contributed 15 points, and Donovan Clay posted 10 points and snagged a career-high 15 rebounds.

It was Clay's third career double-double but first as a Bear.

Minnett was 7-of-11 from 3-point range, while Black scored five from beyond the arc. Mosley (4-for-4) and Haney (4-for-5) were also hot from distance for the Bears who eclipsed the old program record of 17, set in 2018 against William Woods.

The previous MVC record of 20 was achieved five times previously, most recently by Northern Iowa in 2020.

The Bears also savored the return of point guard Demarcus Sharp, an MVC All-Newcomer Team selection in 2020-21, who had a game-high six assists, no turnovers and scored six points in a 23-minute assignment.

Evangel was led by Josh Pritchett with 17 points, while Stephen Salvi scored 13 points for the cross-town visitors.

Early in the game, the Bears used an 18-0 run over a three-minute stretch before the first media timeout to lead 21-3 out of the gates. Missouri State dropped in five triples in the first five minutes, including two apiece by Black and Minnett.

Evangel closed the gap to seven points twice late in the first half with a jumper from Pritchett and later on a transition bucket from Jace Coffie that made it 37-30 with 4:27 left in the period. But Mosley took things into his own hands and ignited a 15-0 run to end the half. Mosley scored 10 of the Bears' points in that span to give the home side a 52-30 advantage at the midway point.

MSU's run continued with treys from Minnett and Gaige Prim to start the second half, culminating a 21-0 run and pushing the home side ahead 58-30, its biggest lead of the game to that point.

With just under 12 minutes to play, Mosley's fourth triple of the game doubled up the Valor, 76-38, with the team's school-record tying 17th 3-pointer.

Eventually, the Bears would push ahead by 40 for the first time on a pair of free throws from Clay at the 4:45 mark, and Haney's last free throws of the night gave Missouri State its largest lead of the contest with the final 47-point margin.

MoState finished 35-of-58 (.603) from the field and 21-for-37 (.568) from long range. The Bears were also 12-of-16 (.750) at the foul line with 42 rebounds.

Missouri State 103, Evangel 56

IQH Arena, Springfield, Mo. (attendance 1,721)

EVANGEL	FG	3Pt	FT	ORDR	Reb	PF	Pts.	A	TO	Bk	St	Min	
Manrique Alvarado, g.....	0-8	0-3	0-0	1	2	3	0	0	4	1	0	1	29
Josh Pritchett, g.....	8-17	1-6	0-1	0	2	2	2	17	2	0	0	2	29
Cade Coffman, g.....	1-8	0-4	5-5	1	4	5	2	7	1	2	1	0	27
Edriel Martinborough, g.....	1-7	0-2	0-0	1	2	3	1	2	1	2	0	2	23
Pavel Antonov, g.....	3-5	1-1	0-0	0	0	0	5	7	1	0	0	0	12
T.J. Boykins.....	0-0	0-0	0-0	0	0	0	1	0	0	0	0	0	3
Jace Coffie.....	2-4	0-1	0-0	2	1	3	1	4	0	1	0	1	14
Stephen Salvi.....	5-10	3-6	0-0	0	0	0	2	13	0	1	0	1	23
Chandler Oriakhi.....	1-4	0-1	0-0	1	5	6	0	2	0	0	1	0	15
Ike Egwu.....	0-0	0-0	1-2	0	0	0	1	1	0	1	0	0	6
Logan Rodgers.....	1-3	0-0	1-4	1	2	3	0	3	0	2	0	1	16
Ryan Lofton.....	0-0	0-0	0-0	0	1	1	0	0	0	0	0	0	3
TEAM.....				2	1	3		Deadball: 3					

Totals..... 22-66 5-24 7-12 9 20 29 15 56 9 10 2 8 200
Percentages: Field Goal .333, 3-Point FG .208, Free Throw .583.

MISSOURI STATE (9-5)	FG	3Pt	FT	ORDR	Reb	PF	Pts.	A	TO	Bk	St	Min	
Donovan Clay, f	4-7	0-1	2-3	3	12	15	0	10	4	2	1	0	28
Gaige Prim, f	2-2	1-1	2-2	1	2	3	1	7	3	1	1	0	19
Ja'Monta Black, g	5-10	5-10	0-0	0	0	0	2	15	2	1	0	1	21
Jaylen Minnett, g	7-11	7-11	1-1	0	1	1	0	22	3	2	0	1	24
Lu'cye Patterson, g	1-2	0-1	1-2	0	4	4	4	3	3	2	0	0	18
Demarcus Sharp	3-6	0-2	0-1	0	5	5	3	6	6	0	1	0	24
Isiah Mosley	8-11	4-4	2-2	1	4	5	2	22	1	4	1	1	18
Isaac Haney	5-7	4-5	4-4	0	4	4	2	18	1	0	0	2	22
Keaton Hervey	0-2	0-2	0-1	1	2	3	4	0	1	0	1	0	22
Dawson Carper	0-0	0-0	0-0	0	1	1	0	0	0	0	0	0	4
TEAM				0	1	1		Deadball: 2	1				

Totals..... 35-58 21-37 12-16 6 36 42 18 103 24 13 5 5 200
Percentages: Field Goal .603, 3-Point FG .568, Free Throw .750.

Halftime: MSU 52, EU 30; Officials: Gerry Pollard, Chris Fuller, Cody Crum.

Score by Periods	1st	2nd	Total
Evangel.....	30	26	56
Missouri State.....	52	51	103

GAME 15

Jan. 2, 2022, JQH Arena, Springfield, Mo.
Missouri State 61, Drake 56

Missouri State turned up its defensive pressure in the second half, and it didn't take long for the results to start showing. The Bears held visiting Drake to 31 percent shooting in the game's final 20 minutes and erased an early double-figure deficit in a 61-56 win in Missouri Valley Conference play.

MoState was led by Donovan Clay's 15 points, while Gaige Prim racked up 13 points and 10 rebounds for his fifth double-double in six career games against DU.

Isiah Mosley also pitched in 7 points, 9 rebounds and a game-high 5 assists in the win. He and Prim both eclipsed 1,000 career points at MSU, become the 30th and 31st players to do so.

Drake managed just 10 second-half field goals on 30 possessions and with eight turnovers. The Bulldogs also had just four offensive rebounds in the first 18 minutes of the second half before two video reviews overturned a pair of team rebounds, and four offensive caroms on their final possession of the game.

After trailing by 11 in the first half, Missouri State ended the opening period on a 7-2 run to cut its deficit to 29-23 – the Bears' second-lowest scoring half of the season. But the home side turned the page in the second period, erupting for 13 points in the first three minutes of the period.

Clay's traditional 3-point play at the 17:14 mark, gave Missouri State a 36-33 advantage, its first lead since 4-2 and forced a Drake timeout.

Tremell Murphy came out of the timeout with a pair of free throws to get DU within one, but that was as close as the Bulldogs would get the rest of the night. The Bears responded with a 9-0 outburst to lead 47-37 at the 13-minute mark, while holding the visitors to one field goal over a seven-minute span.

For all their scoring accolades, Mosley and Prim pitched in with assists on some of the game's biggest baskets. Diving on the floor for a 50-50 ball, Mosley scooped the ball to a wide-open Ja'Monta Black for a 3-pointer as part of MSU's initial second-half surge. Later, Prim found an open Isaac Haney in the corner at the 12-minute mark to give the Bears a 50-39 lead, matching their largest of the game. Finally, Mosley court vision zeroed in on an open Demarcus Sharp for a clutch three to squelch a 5-0 Drake run and give the maroon side a 55-46 cushion with 4:22 to play.

Down the stretch, Drake got within 55-50 after a steal and layup from Garrett Sturtz, but Prim's hook shot off the glass extended MSU's lead to seven just before the three-minute mark.

Later, Clay broke the Drake press with a high-flying dunk with 61 seconds remaining to end another 4-0 mini-run by the visitors and give the Bears a 59-55 lead at the time.

Sharp and Clay added free throws down the stretch, and Drake missed five shots in the final 30 seconds while the clock ticked away.

Missouri State 61, Drake 56

JQH Arena, Springfield, Mo. (attendance 3,242)

DRAKE (10-5)	FG	3Pt	FT	ORDR	Reb	PF	Pts.	A	TO	Bk	St	Min
Tremell Murphy, f.....	2-6	0-3	2-2	1	5	6	3	6	0	1	2	32
ShanQuan Hemphill, f.....	1-6	0-0	3-4	1	3	4	2	5	0	2	1	22
D.J. Wilkins, g.....	1-9	0-6	4-4	0	1	1	4	6	1	0	0	34
Roman Penn, g.....	6-11	1-1	0-0	0	2	2	1	13	2	0	0	25
Tucker DeVries, g.....	2-8	0-4	0-0	4	2	6	4	4	0	0	1	28
Garrett Sturtz.....	5-8	0-0	6-6	6	5	11	4	16	1	1	1	26
Okay Djamgouz.....	0-0	0-0	0-0	0	1	1	0	0	0	0	0	1
Ayo Akinwale.....	0-2	0-2	0-0	0	0	0	0	0	1	1	0	10
Darnell Brodie.....	3-8	0-0	0-0	1	9	10	2	6	3	5	0	22
TEAM.....				1	1	2		Deadball: 1	2			

Totals.....	20-58	1-16	15-16	14	29	43	20	56	8	12	5	8	200
Percentages: Field Goal .345, 3-Point FG .063, Free Throw .938.													

MISSOURI STATE (10-5)	FG	3Pt	FT	ORDR	Reb	PF	Pts.	A	TO	Bk	St	Min
Donovan Cla, f.....	5-7	0-1	5-7	1	6	7	2	15	1	0	1	34
Gaige Prim, f.....	6-11	0-1	1-3	4	6	10	3	13	3	4	1	35
Isiah Mosley, g.....	2-9	2-6	1-2	4	5	9	1	7	5	1	0	32
Ja'Monta Black, g.....	3-9	2-6	0-0	0	2	2	3	8	1	0	0	29
Lu'cye Patterson, g.....	4-6	0-1	0-1	0	2	2	0	8	1	1	0	19
Demarcus Sharp.....	1-6	1-1	2-5	1	1	2	1	5	1	3	0	23
Isaac Haney.....	1-5	1-4	2-2	0	0	0	1	5	1	1	0	13
Jaylen Minnett.....	0-1	0-0	0-0	0	1	1	0	0	0	0	1	11
Keaton Hervey.....	0-0	0-0	0-0	0	0	0	2	0	0	0	0	4
TEAM.....				1	1	2		Deadball: 1	1			
Totals.....	22-54	6-20	11-20	11	24	35	13	61	13	11	2	5 200

Percentages: Field Goal .407, 3-Point FG .300, Free Throw .550.
Halftime: DU 29, MSU 23; Officials: Antinio Petty, Jeb Hartness, Owen Short.


Score by Periods	1st	2nd	Total
Drake.....	29	27	56
Missouri State.....	23	38	61



Dana Ford

HEAD COACH
Fourth Season

B.S., Illinois State, 2006
Hometown - Tamms, Illinois



A new era for Missouri State men's basketball officially began on March 22, 2018 with the introduction of Dana Ford as the program's 18th head coach.

During his third season in Springfield in 2020-21, the Bears matched a school record with seven conference road wins and finished third in the MVC standings, going 17-7 overall and 12-6 in the league. The Bears advanced to the MVC Tournament semifinals for the second straight season and became the first Valley team since 2015 to post two players on the All-MVC first team without being a league champion or runner-up. Isiah Mosley was the Bears first-ever MVC scoring leader and was also the top vote-getter on the Valley's Most-Improved Team, while Gaige Prim also earned All-MVC first-team laurels after finishing 10th nationally in field goal percentage (.599) and earning a spot on the MVC All-Defensive Team. MSU also boasted a player on the MVC All-Newcomer Team in point guard Demarcus Sharp.

Ford was also a national finalist for the Ben Jobe Award and Skip Prosser Award at the conclusion of the 2020-21 season.

In 2019-20, Ford engineered a solid season finish that saw the Bears go 9-9 in the Missouri Valley Conference and upset third-seeded Indiana State in the MVC Tournament quarterfinals. The Bears matched or out-rebounded 24-of-33 opponents, including nine of their last 10, to finish 25th nationally in rebound margin (6.2). The Bears also posted their second-best free throw percentage (.749) of the program's Division I era and had their highest scoring average in league games (71.6) in 10 years. Despite eight losses by four points or less, MSU boasted two All-MVC performers for the second year in a row with second team selection Keandre Cook and third-teamer Gaige Prim, who also was recognized on the MVC All-Newcomer Team.

In his first season at Missouri State in 2018-19, Ford began the year as the fifth-youngest Division I coach in the nation (33) and helped guide the Bears to a third-place finish in The Valley. In addition to pushing the Bears to their first winning conference record (10-8) since the 2010-11 campaign, two MSU players earned All-MVC honors, including the 2019 MVC Newcomer of the Year, and three players who landed spots on the Valley's All-Newcomer team.

Ford orchestrated one of the best turnarounds in NCAA history when he accepted the Tennessee State job in 2014-15 as the nation's youngest Division I head coach at the time. The Tigers went from a 5-26 record his first season to a 20-11 ledger in 2015-16. He earned Ohio Valley Conference Coach of the Year, NABC District 19 Coach of the Year and the Ben Jobe Award for his outstanding efforts that season.

Over his last three years in Nashville, Ford has led the Tigers to a combined 52-39 record and coached five All-OVC players in addition to two players recognized on the OVC All-Newcomer Team. Under his leadership, Tennessee State also doubled its home attendance average and twice earned votes in the Associated Press Top 25

poll during the 2016-17 season.

A native of Tamms, Ill., Ford is a 2006 graduate of Illinois State University where he was a four-year letterman for the Redbirds under coaches Tom Richardson and Porter Moser from 2002-06. He was a regular starter and led ISU in steals as a senior.

He went on to successful assistant coaching stints at Winthrop and Wichita State under coach Gregg Marshall and later as associate head coach at Illinois State under coach Dan Muller. His coaching resume also includes assistant coaching stops at Chipola (Fla.) College and Tennessee State. He was an assistant for two NCAA Tournament teams at Winthrop (2006-07) and Wichita State (2011-12) as well as a NJCAA national final four run at Chipola College (2008-09). and was responsible for recruiting future NBA talents such as Robert Covington (Trail Blazers) and Fred Van Vleet (Raptors).

Dana and his wife Christina have two daughters, Charlie Rose and latest addition Cline (born in July 2020), and three sons, Carson, Cameron and Crain. They are also the parents of another daughter, Promise, who passed in infancy in 2017.

The Fords are also the founders of the Rebound Foundation which raises funds and awareness to help renew and restore women who have experienced a life of domestic abuse. The foundation provides a stable home and fresh start to abuse victims and their children. The Rebound Foundation currently provides homes in Springfield, Mo., and Chicago, Ill.

Ford has also received recognition from numerous civic organizations, including a Citizen Service Commendation by the Springfield Police Department in June of 2021 for his help in creating the Bears, Badges and Kids program. Bears, Badges and Kids provides monthly community-wide, basketball-centric events for youth that center on community unity and education.

Ford Career Resume

Year	School	Position	W-L	Pct.	Conf.	Finish	Postseason
2006-07	Winthrop	Graduate Assistant Coach	29-5	.853	14-0	1st	NCAA 2nd Rd.
2007-08	Wichita State	Graduate Assistant Coach	11-20	.355	4-14	9th	---
2008-09	Chipola (Fla.) CC	Assistant Coach	34-2	.944	12-0	1st	NJCAA Semis
2009-10	Tennessee State	Assistant Coach	9-23	.281	6-12	8th	---
2010-11	Tennessee State	Assistant Coach	14-16	.467	10-8	5th	---
2011-12	Wichita State	Assistant Coach	27-6	.818	16-2	1st	NCAA 1st Rd.
2012-13	Illinois State	Associate Head Coach	18-15	.545	8-10	6th	---
2013-14	Illinois State	Associate Head Coach	18-16	.529	9-9	t4th	CBI 3rd Rd.
2014-15	Tennessee State	Head Coach	5-26	.161	2-14	6th	---
2015-16	Tennessee State	Head Coach	20-11	.645	11-5	t2nd	CIT 1st Rd.
2016-17	Tennessee State	Head Coach	17-13	.567	8-8	4th	---
2017-18	Tennessee State	Head Coach	15-15	.500	10-8	t5th	---
2018-19	Missouri State	Head Coach	16-16	.500	10-8	t3rd	---
2019-20	Missouri State	Head Coach	16-17	.485	9-9	t6th	---
2020-21	Missouri State	Head Coach	17-7	.708	12-6	3rd	---
2021-22	Missouri State	Head Coach	10-5	.667	1-1	---	---
Head Coaching Totals			116-110	.513	63-59	.516	---
Missouri State Coaching Totals			59-45	.567	32-24	.571	---

Ford vs. All Opponents

Air Force	0-1
Alabama State	4-0
Alcorn State	1-0
Arkansas-Pine Bluff	1-0
Arkansas State	1-1
Austin Peay	3-2
Ball State	0-1
Belmont	2-6
Bradley	4-3
Brigham Young	0-1
Buffalo	0-1
Canisius	2-0
Central Arkansas	1-0
Cleveland State	1-0
Covenant	1-0
Drake	2-6
Duke	0-1
East Tennessee	0-1
Eastern Illinois	3-3
Eastern Kentucky	4-4
Evangel	1-0
Evansville	4-2
Fisk	3-0
George Washington	1-0
Grambling State	1-0
Hampton	0-2
Illinois State	5-3
Indiana State	6-1
Jacksonville State	5-3
Kansas	0-1
Kennesaw State	3-1
Lipscomb	2-2
Little Rock	2-1
Long Beach State	1-0
Loyola (MD)	1-0
Loyola Chicago	3-3
LSU	0-1
Miami (Fla.)	0-1
Middle Tennessee	1-3
Mississippi Valley State	1-0
Missouri S&T	1-0
Morehead State	4-4
Murray State	2-4
Nebraska	0-1
North Carolina A&T	0-1
North Carolina State	0-1
North Dakota State	0-1
Northern Arizona	1-0
Northern Iowa	1-5
Northwestern State	1-0
Ohio	0-1
Oral Roberts	2-1
Oregon State	0-1
Purdue	0-1
Reinhart	4-0
Robert Morris	1-0
St. Francis Brooklyn	0-1
St. Joseph's	1-0
St. Mary's	0-1
St. Peter's	0-1
Sam Houston	1-0
Santa Clara	1-0
SIUE	3-2
South Dakota State	1-0
Southeast Missouri St.	2-4
Southern Illinois	4-4
Stetson	3-0
Tennessee	0-2
Tennessee Tech	3-5
Texas	0-1
Texas Christian	0-1
UC Davis	1-0
USC	0-1
UT Martin	1-3
Valparaiso	5-3
Vanderbilt	0-2
Virginia	0-1
Virginia Commonwealth	0-1
Western Kentucky	1-0
William Jewell	1-0
William Woods	1-0
Xavier	0-1
Totals	116-110
at Missouri State	59-45
Non-Conference	27-21
Missouri Valley	32-24



GAIGE PRIM 44



6-8 | 235 | Senior | Forward | Aurora, Colorado
Grandview High | South Plains (Texas) College | General Studies

Career Highs*

Points
33, at Evansville, 2/26/21
Rebounds
21, at Southern Illinois, 2/17/21
Field Goals
15, at Evansville, 2/26/21
Field Goal Attempts
19, done 4x, last vs. Drake, 3/6/21
Three-Point Field Goals
1, done 4x, last vs. Evangel, 12/30/21
Free Throws
12, vs. Drake, 1/27/21 & SEMO, 11/9/21
Free Throw Attempts
16, vs. SEMO, 11/9/21
Assists
9, vs. Northwestern State, 12/19/20
Blocked Shots
7, at Northern Iowa, 12/27/20
Steals
3, vs. St. Joseph's, 11/22/19
Minutes
38, at Illinois State, 12/1/21

*NCAA games only

Career Misc.

Led MSU in Scoring	18
Led MSU in Rebounding	28
Led MSU in Assists	17
Double-Figure Points	80
Double-Figure Rebounds	24
Double-Doubles	24
20-Point Games	18
Dunks	11
Charges Drawn	7

Season Notes

- Notched 6th double-double of season with 13 points, 10 rebounds in win over Drake (1/2) while collecting 1,000th MSU point
- Game-high 8 rebounds at St. Mary's (12/22) and 2 blocks
- 14 points, 2 blocks vs. UCA (12/18)
- Posted 13 pts., 10 reb. in win over S. Dakota St. (12/15) with 3 blocks
- Racked up 17 points vs. #12 BYU (12/4) and was 5-for-5 at the line
- Posted double-double at Illinois State (12/1) with 27 points on 13-of-15 shooting with 12 rebounds
- Racked up 20 points in win over GW (11/24) with 9 rebounds, 3 blocks
- Was 7-for-10 FG for 17 pts. vs. ETSU (11/23) with 8 boards, 5 assists
- Posted 20 points, including a 3-point-ner, in win over Long Beach (11/22)
- Third double-double of the year with 17 pts., 13 reb. at Sam Houston (11/17)
- Secured 20th career double-double with 11 points and 14 boards in win over Alabama State (11/13/) with 5 blocks.
- Poured in 28 points and 15 rebounds in season opener vs. SEMO (11/9), the top effort in the country on opening night
- In 2020-21, Prim earned All-MVC 1st team; MVC Defensive Team; MVC All-Tournament Team honors

2021-22 Game-by-Game

Opponent	GS	Min.	FG-A	3FG-A	FT-A	O-D-R	PF	A	TO	BS	S	PTS
SEMO	*	33	8-11	0-1	12-16	4-11-15	4	3	1	1	1	28
Alabama State	*	31	4-6	0-0	3-5	4-10-14	2	1	2	5	2	11
at Sam Houston	*	32	6-11	0-0	5-6	7-6-13	1	2	2	0	0	17
vs. Long Bch St ^A	*	25	6-11	1-1	7-8	0-3-3	4	1	2	1	0	20
vs. ETSU ^A	*	32	7-10	0-0	3-5	2-6-8	1	5	0	1	1	17
vs. G.Washington ^A *	*	30	9-17	0-1	2-3	3-6-9	2	1	3	3	1	20
at Illinois State*	*	38	13-15	1-1	0-0	4-8-12	1	2	6	1	1	27
Brigham Young	*	27	6-13	0-0	5-5	3-3-6	4	1	2	0	0	17
at Little Rock	*	10	0-3	0-1	0-0	2-3-5	1	2	2	1	1	0
Oral Roberts	*	14	5-8	0-0	0-0	3-3-6	0	0	1	1	0	10
South Dakota St.	*	32	5-9	0-0	3-4	3-7-10	3	2	6	3	1	13
Central Arkansas	*	19	4-9	0-1	6-7	3-3-6	0	1	2	2	0	14
at St. Mary's	*	23	3-6	0-0	0-0	2-6-8	3	0	2	1	2	6
Evangel	*	19	2-2	1-1	2-2	1-2-3	1	3	1	1	0	7
Drake*	*	35	6-11	0-1	1-3	4-6-10	3	3	4	1	1	13
at Bradley*												
Northern Iowa*												
Southern Illinois*												
at Valparaiso*												
Illinois State*												
at Loyola Chicago*												
at Indiana State*												
Evansville*												
at Southern Illinois*												
Loyola Chicago*												
at Drake*												
Valparaiso*												
Indiana State*												
at Northern Iowa*												
Bradley*												
at Evansville*												

Gaige Prim Career Statistics

Year	G-GS	Min	FG-A	Pct	3FG-A	Pct	FT-A	Pct	OR-DR	Reb	Avg	PF-D	A	TO	BS	ST	Pts	Avg
2017-18*	36-8	647	130-241	.539	0-1	.000	117-152	.770	88-155	243	6.8	107-5	20	65	28	17	377	10.5
2018-19**	34-34	888	261-403	.648	7-16	.438	174-240	.725	145-247	392	11.5	92-1	56	88	42	37	703	20.7
2019-20	28-15	608	149-302	.493	1-2	.500	84-107	.785	57-80	137	4.9	63-2	44	50	20	17	383	13.7
2020-21	24-24	704	160-267	.599	0-2	.000	80-109	.734	77-141	218	9.1	65-1	72	61	31	28	400	16.7
2021-22	15-15	398	84-142	.592	3-8	.375	49-64	.766	45-83	128	8.5	30-0	27	36	22	11	220	14.7
MSU Total	67-54	1710	393-711	.553	4-12	.333	213-280	.761	179-304	483	7.2	158-3	143	147	73	56	1003	15.0
NCAA Total	103-62	2357	523-952	.549	4-13	.308	330-432	.764	267-459	726	7.0	265-8	163	212	101	73	1380	13.4

* at West Texas A&M (NCAA Division II); ** at South Plains (Texas) College (NJCAA)

Gaige Prim Career MVC-Only Statistics

Year	G-GS	Min	FG-A	Pct	3FG-A	Pct	FT-A	Pct	OR-DR	Reb	Avg	PF-D	A	TO	BS	ST	Pts	Avg
2019-20	18-13	373	90-190	.474	1-1	1.000	64-79	.810	37-56	93	5.2	37-2	26	29	14	9	245	13.6
2020-21	18-18	542	125-206	.607	0-1	.000	54-71	.761	57-114	171	9.5	50-1	52	47	19	21	304	16.9
2021-22	2-2	73	19-26	.731	1-2	.500	1-3	.333	8-14	22	11.0	4-0	5	10	2	2	40	20.0
Total	38-33	988	234-422	.555	2-4	.500	119-153	.778	102-184	286	7.5	91-3	83	86	35	32	589	15.5

ISIAIH MOSLEY 1



6-5 | 201 | Junior | Guard | Columbia, Missouri
Rock Bridge High | Organizational Communication

Career Highs

Points	
31, vs. Alabama State, 11/13/21	
Rebounds	
12, vs. Valparaiso, 3/5/21	
Field Goals	
12, at Northern Iowa, 12/27/20	
12, vs. Alabama State, 11/13/21	
Field Goal Attempts	
23, at Illinois State, 2/7/21	
Three-Pointers	
6, vs. Central Arkansas, 12/18/21	
Three-Point Attempts	
10, done 3x, last vs. UCA (12/18/21)	
Free Throws	
12, vs. Indiana State, 1/3/21	
Free Throw Attempts	
14, vs. Indiana State, 1/3/21	
Assists	
7, at Illinois State, 2/7/21	
7, vs. Bradley, 2/13/21	
Blocked Shots	
1, done 9x, last vs. Bradley, 2/14/21	
Steals	
4, vs. Illinois State, 2/5/20	
Minutes	
44, at Illinois State, 12/1/21	
Career Misc.	
Led MSU in Scoring	24
Led MSU in Rebounding	10
Led MSU in Assists	15
Double-Figure Points	45
Double-Figure Rebounds	4
Double-Doubles	3
20-Point Games	23
Dunks	8
Charges Drawn	17

Season Notes

- ♦ Had 9 rebounds, 5 assists in win over Drake (1/2) while eclipsing 1,000 career points
- ♦ Was 8-of-11 from the field with 4 treys and 22 pts. in win over Evangel, 12/30
- ♦ Posted 21 points - 19 in first half - at St. Mary's (12/22) with 3 triples
- ♦ Poured 28 points on UCA (12/18) with career-high 6 treys, team-high 7 reb.
- ♦ Named MVC Player of the Week and Lou Henson National Mid-Major Player of the Week (12/13/21)
- ♦ Led team with 25 points, 8 boards, 3 assists in win over ORU, 12/11
- ♦ Had 21 points, 6 rebounds in win at Little Rock (12/8) with 3 assists
- ♦ Snagged 9 boards at Illinois St. (12/1)
- ♦ Posted game-high 23 points in win over Long Beach (11/22) with 5 rebounds and 10 field goals
- ♦ Game-high 21 points at Sam Houston (11/17) with 5 rebounds
- ♦ Career-high 31 points in win over Alabama State (11/13) on 12-of-22 shooting
- ♦ Scored 16 points on 6/6 FTs and 5/10 FG's vs. SEMO (11/9)
- ♦ All-MVC 1st Tm; MVC Most-Improved Team, NABC All-District, Lou Henson Player of the Year finalist.
- ♦ Scored 20+ points in 14-of-24 games and led MVC in scoring (19.8 ppg).

2021-22 Game-by-Game

Opponent	GS	Min.	FG-A	3FG-A	FT-A	O-D-R	PF	A	TO	BS	S	PTS
SEMO	*	30	5-10	0-4	6-6	1-1-2	4	1	1	0	0	16
Alabama State	*	30	12-22	4-10	3-3	1-4-5	2	0	1	0	2	31
at Sam Houston	*	23	6-12	1-2	8-8	0-5-5	4	1	3	0	0	21
vs. Long Bch St^		29	10-17	3-5	0-1	2-3-5	1	3	2	0	0	23
vs. ETSU ^	*	36	6-17	4-8	2-2	0-3-3	4	0	3	0	2	18
vs. G.Washington ^	*	26	2-8	0-0	3-4	2-5-7	1	3	2	0	1	7
at Illinois State*	*	44	5-17	2-5	0-0	2-7-9	2	6	6	0	3	12
Brigham Young	*	7	0-2	0-0	0-0	0-1-1	0	1	2	0	0	0
at Little Rock	*	27	9-15	1-3	2-2	0-6-6	3	3	2	0	2	21
Oral Roberts	*	33	10-20	0-3	5-5	0-8-8	3	3	4	0	2	25
South Dakota St.	*	23	4-9	1-3	0-0	1-5-6	4	2	2	0	0	9
Central Arkansas	*	30	9-18	6-10	4-4	1-6-7	1	1	1	0	3	28
at St. Mary's	*	34	9-15	3-5	0-0	0-0-0	3	1	5	0	1	21
Evangel		18	8-11	4-4	2-2	1-4-5	2	1	4	1	1	22
Drake*	*	32	2-9	2-6	1-2	4-5-9	1	5	1	0	0	7
at Bradley*												
Northern Iowa*												
Southern Illinois*												
at Valparaiso*												
Illinois State*												
at Loyola Chicago*												
at Indiana State*												
Evansville*												
at Southern Illinois*												
Loyola Chicago*												
at Drake*												
Valparaiso*												
Indiana State*												
at Northern Iowa*												
Bradley*												
at Evansville*												

Isiah Mosley Career Statistics

Year	G-GS	Min	FG-A	Pct	3FG-A	Pct	FT-A	Pct	OR-DR	Reb	Avg	PF-D	A	TO	BS	ST	Pts	Avg
2019-20	32-10	701	103-218	.472	29-72	.403	32-37	.865	21-93	114	3.6	57-0	35	40	8	19	267	8.3
2020-21	24-24	810	168-333	.505	34-88	.386	105-124	.847	14-136	150	6.3	55-0	74	82	3	25	475	19.8
2021-22	15-13	424	97-202	.480	31-68	.456	36-39	.923	15-63	78	5.2	35-0	31	39	1	17	261	17.4
Total	71-47	1935	368-753	.489	94-228	.412	173-200	.865	50-292	342	4.8	147-0	140	161	12	61	1003	14.1

Isiah Mosley Career MVC-Only Statistics

Year	G-GS	Min	FG-A	Pct	3FG-A	Pct	FT-A	Pct	OR-DR	Reb	Avg	PF-D	A	TO	BS	ST	Pts	Avg
2019-20	18-10	497	73-171	.427	19-56	.339	23-26	.885	14-63	77	4.3	38-0	24	24	5	10	188	10.4
2020-21	18-18	631	130-259	.502	24-67	.358	78-93	.839	11-104	115	6.4	42-0	58	65	3	19	362	20.1
2021-22	2-2	76	7-26	.269	4-11	.364	1-2	.500	6-12	18	9.0	3-0	11	7	0	3	19	9.5
Total	38-30	1204	210-456	.461	47-134	.351	102-121	.843	31-179	210	5.5	83-0	93	96	8	32	569	15.0

JA'MONTA BLACK

4



6-4 | 190 | Junior | Guard | Columbia, Missouri
Rock Bridge High | Organizational Communication

Career Highs

Points

26, vs. Little Rock, 12/21/20

Rebounds

8, vs. William Jewell, 12/16/20

Field Goals

9, at Little Rock, 12/8/21

Field Goal Attempts

17, at Little Rock, 12/8/21

Three-Pointers

7, vs. Little Rock, 12/21/20

7, vs. Bradley, 2/13/21

7, at Little Rock, 12/8/21

Three-Point Attempts

14, at Little Rock, 12/8/21

Free Throws

5, vs. Little Rock, 12/21/20

5, vs. Southern Illinois, 2/10/21

Free Throw Attempts

6, vs. Little Rock, 12/21/20

Assists

6, at Southern Illinois, 2/8/20

Blocked Shots

1, done 7x, last at ORU, 12/11/21

Steals

4, vs. Indiana State, 1/3/21

Minutes

40, vs. Little Rock, 12/21/20

Career Misc.

Led MSU in Scoring 3

Led MSU in Rebounding 0

Led MSU in Assists 10

Double-Figure Points 20

Double-Figure Rebounds 0

20-Point Games 3

Dunks 0

Charges Drawn 5

Season Notes

♦ Registered 15 points behind 5 3-pointers in win over Evangel, 12/30

♦ Logged fourth straight double-figure scoring game with 14 pts. and 4 treys vs. UCA (12/18)

♦ Scored 10 points in win over South Dakota State (12/15) with a pair of 3's

♦ Knocked down 3 triples and scored 16 points in win over ORU (12/11)

♦ Narrowly missed career high with game-high 25 points at Little Rock (12/8) while splashing home 7 threes

♦ Racked up 14 points with 4 treys in win over GW (11/24)

♦ Logged 15 points with 3 treys and 4 rebounds at Sam Houston (11/17)

♦ Posted 16 points on 4 triples in win over Alabama State (11/13)

2021-22 Game-by-Game

Opponent	GS	Min.	FG-A	3FG-A	FT-A	O-D-R	PF	A	TO	BS	S	PTS
SEMO	*	28	1-3	0-2	0-0	0-4-4	2	3	1	0	0	2
Alabama State	*	29	5-12	4-11	2-3	0-3-3	2	1	2	0	2	16
at Sam Houston	*	36	5-10	3-8	2-2	0-4-4	1	0	0	0	0	15
vs. Long Bch St^	*	29	2-5	2-5	0-0	0-1-1	1	3	0	0	0	6
vs. ETSU ^	*	18	1-2	1-2	0-0	0-0-0	0	1	0	0	0	3
vs. G.Washington ^	*	29	5-11	4-9	0-0	0-5-5	1	1	1	0	1	14
at Illinois State*	*	34	1-7	1-7	0-0	1-1-2	2	2	0	0	0	3
Brigham Young	*	15	1-5	0-1	0-0	1-1-2	2	0	0	0	0	2
at Little Rock	*	29	9-17	7-14	0-0	1-5-6	0	1	2	0	0	25
Oral Roberts	*	29	5-11	3-8	3-4	1-4-5	1	0	0	1	1	16
South Dakota St.	*	28	4-11	2-7	0-0	0-2-2	1	0	2	0	0	10
Central Arkansas	*	26	5-10	4-8	0-0	0-1-1	3	1	0	0	0	14
at St. Mary's	*	20	2-7	1-5	0-0	0-1-1	1	0	0	0	0	5
Evangel	*	21	5-10	5-10	0-0	0-0-0	2	2	1	0	1	15
Drake*	*	29	3-9	2-6	0-0	0-2-2	3	1	0	0	0	8
at Bradley*												
Northern Iowa*												
Southern Illinois*												
at Valparaiso*												
Illinois State*												
at Loyola Chicago*												
at Indiana State*												
Evansville*												
at Southern Illinois*												
Loyola Chicago*												
at Drake*												
Valparaiso*												
Indiana State*												
at Northern Iowa*												
Bradley*												
at Evansville*												


Ja'Monta Black Career Statistics

Year	G-GS	Min	FG-A	Pct	3FG-A	Pct	FT-A	Pct	OR-DR	Reb	Avg	PF-D	A	TO	BS	ST	Pts	Avg
2019-20	32-20	624	37-96	.385	27-69	.391	1-5	.200	7-48	55	1.7	43-2	39	20	3	14	102	3.2
2020-21	24-22	746	76-190	.400	54-151	.358	24-32	.750	5-74	79	3.3	35-0	40	34	3	13	230	9.6
2021-22	15-15	402	54-130	.415	39-103	.379	7-9	.778	4-34	38	2.5	22-0	16	9	1	5	154	10.3
Total	71-57	1772	167-416	.401	120-323	.372	32-46	.696	16-156	172	2.4	100-2	95	63	7	32	486	6.8

Ja'Monta Black Career MVC-Only Statistics

Year	G-GS	Min	FG-A	Pct	3FG-A	Pct	FT-A	Pct	OR-DR	Reb	Avg	PF-D	A	TO	BS	ST	Pts	Avg
2019-20	17-13	424	33-74	.446	24-52	.462	0-3	.000	6-40	46	2.7	37-2	28	13	2	9	90	5.3
2020-21	18-16	559	53-141	.376	38-114	.333	13-16	.813	1-51	52	2.9	24-0	25	23	3	11	157	8.7
2021-22	2-2	62	4-16	.250	3-13	.231	0-0	.000	1-3	4	2.0	5-0	3	0	0	0	11	5.5
Total	37-31	1045	90-231	.390	65-179	.363	13-19	.684	8-94	102	2.8	66-2	56	36	5	20	258	7.0

JAYLEN MINNETT 12



6-1 | 175 | Senior | Guard | Terre Haute, Indiana
South Vigo High | IUPUI | Graduate Studies

Career Highs

Points
32, vs. Green Bay, 2/6/20
Rebounds
7, at UIC, 2/22/20
Field Goals
11, vs. Green Bay, 2/6/20
Field Goal Attempts
30, vs. Milwaukee, 2/8/20
Three-Pointers
8, vs. Green Bay, 2/6/20
Three-Point Attempts
19, vs. Milwaukee, 2/8/20
Free Throws
9, at Green Bay, 1/5/20
Free Throw Attempts
9, done 3 times, last vs. UIC, 3/13/21
Assists
7, at South Florida, 11/13/19
7, vs. Oakland, 2/27/20
Blocked Shots
1, done 8x, last at Green Bay, 2/6/21
Steals
4, at South Florida, 11/13/19
4, vs. South Dakota State, 12/15/21
Minutes
44, vs. Milwaukee, 2/8/20

Career Misc.

Led MSU in Scoring	3
Led MSU in Rebounding	0
Led MSU in Assists	1
Double-Figure Points	77
Double-Figure Rebounds	0
Double-Doubles	0
20-Point Games	19
Dunks	0
Charges Drawn	0

Season Notes

- ♦ Went 7-of-11 from three with team-high 22 points in first start of season vs. Evangel, 12/30
- ♦ Was 4/9 from three and had 14 points and 5 assists in win over UCA (12/18)
- ♦ Team-high 16 points behind 4 triples in win over SDSU (12/15) with 4 steals
- ♦ Posted 17 points off bench at Little Rock (12/8) with 4 treys
- ♦ Racked up 19 points behind 5 triples vs. #12 BYU (12/4)
- ♦ Made a 3-pointer in 21 straight games, including his first 7 at MSU
- ♦ Buried 300th career 3-pointer and finished with 16 points in win over GW (11/24)
- ♦ Was 6-for-6 from the field and 5-for-5 from distance in 17-point effort vs. ETSU (11/23) with 2 assists
- ♦ Scored 14 points in his MSU debut vs. SEMO (11/9) with 4 triples
- ♦ Made a 3-pointer in 69 straight games at IUPUI from 1/23/18 to 1/2/21, the fifth-longest streak in NCAA history.

2021-22 Game-by-Game

Opponent	GS	Min.	FG-A	3FG-A	FT-A	O-D-R	PF	A	TO	BS	S	PTS
SEMO		31	4-10	4-9	2-2	0-1-1	3	1	2	0	2	14
Alabama State												
at Sam Houston												
vs. Long Bch St ^A	17	3-7	2-6	0-0	0-0-0	1	1	1	0	1	8	
vs. ETSU ^A	25	6-6	5-5	0-0	0-1-1	1	2	0	0	0	17	
vs. G.Washington ^A	20	5-7	4-6	2-2	0-3-3	0	2	1	0	0	16	
at Illinois State [*]	24	3-9	3-8	0-0	0-1-1	1	1	2	0	2	9	
Brigham Young	31	6-13	5-12	2-2	0-3-3	0	0	0	0	0	19	
at Little Rock	25	6-9	4-6	1-1	0-3-3	2	3	0	0	1	17	
Oral Roberts	24	1-7	0-4	2-3	0-1-1	0	1	1	0	2	4	
South Dakota St.	23	5-11	4-9	2-2	0-1-1	2	0	1	0	4	16	
Central Arkansas	27	5-11	4-9	0-0	0-1-1	0	5	0	0	2	14	
at St. Mary's	27	0-5	0-4	0-0	0-0-0	2	1	1	0	1	0	
Evangel [*]	24	7-11	7-11	1-1	0-1-1	0	3	2	0	1	22	
Drake [*]	11	0-1	0-0	0-0	0-1-1	0	0	0	0	1	0	
at Bradley [*]												
Northern Iowa [*]												
Southern Illinois [*]												
at Valparaiso [*]												
Illinois State [*]												
at Loyola Chicago [*]												
at Indiana State [*]												
Evansville [*]												
at Southern Illinois [*]												
Loyola Chicago [*]												
at Drake [*]												
Valparaiso [*]												
Indiana State [*]												
at Northern Iowa [*]												
Bradley [*]												
at Evansville [*]												

Jaylen Minnett Career Statistics

Year	G-GS	Min	FG-A	Pct	3FG-A	Pct	FT-A	Pct	OR-DR	Reb	Avg	PF-D	A	TO	BS	ST	Pts	Avg
2017-18*	30-4	630	69-173	.399	51-126	.405	24-30	.800	12-24	36	1.2	42-0	35	39	1	14	213	7.1
2018-19*	33-1	790	131-368	.356	78-247	.316	55-63	.873	10-58	68	2.1	53-0	65	49	2	29	395	12.0
2019-20*	32-31	1131	175-482	.363	115-315	.365	67-87	.770	12-88	100	3.1	59-1	110	86	3	38	532	16.6
2020-21*	16-14	506	89-232	.384	41-125	.328	44-50	.880	4-29	33	2.1	34-1	46	44	2	18	263	16.4
2021-22	13-1	300	51-107	.477	42-89	.472	12-13	.923	0-17	17	1.3	12-0	20	11	0	17	156	12.0
IUPUI Total	111-50	3057	464-1255	.370	285-813	.351	190-230	.826	38-199	237	2.1	188-2	256	218	8	99	1403	12.6
NCAA Total	124-51	3357	515-1362	.378	327-902	.363	202-243	.831	38-216	254	2.0	200-2	276	229	8	115	1559	12.6

* at IUPUI (NCAA DI)

Jaylen Minnett Career MVC-Only Statistics

Year	G-GS	Min	FG-A	Pct	3FG-A	Pct	FT-A	Pct	OR-DR	Reb	Avg	PF-D	A	TO	BS	ST	Pts	Avg
2021-22	2-0	35	3-10	.300	3-8	.375	0-0	.000	0-2	2	1.0	1-0	1	2	0	3	9	4.5
Total	2-0	35	3-10	.300	3-8	.375	0-0	.000	0-2	2	1.0	1-0	1	2	0	3	9	4.5

DEMARCUS SHARP 0



6-3 | 170 | Senior | Guard | Charleston, Missouri
Charleston High | Colby (Kan.) Community College | Sociology

Career Highs*

Points

21, vs. Loyola, 2/1/21

Rebounds

8, vs. Drake, 3/6/21

Field Goals

9, vs. Loyola, 2/1/21

Field Goal Attempts

15, vs. Drake, 3/6/21

Three-Pointers

3, vs. Bradley, 2/13/21

Three-Point Attempts

4, at Illinois State, 2/7/21

4, vs. Bradley, 2/14/21

Free Throws

4, at Northern Iowa, 12/28/20

Free Throw Attempts

6, at Northern Iowa, 12/28/20

Assists

8, vs. Bradley, 2/14/21

8, vs. Drake, 3/6/21

8, vs. Alabama State, 11/13/21

Blocked Shots

2, done 3x, last vs. Drake, 3/6/21

Steals

2, done 5x, last vs. LBSU, 11/22/21

Minutes

40, at Illinois State, 2/7/21

40, vs. Drake, 3/6/21

*NCAA games only

Career Misc.

Led MSU in Scoring	1
Led MSU in Rebounding	3
Led MSU in Assists	14
Double-Figure Points	8
Double-Figure Rebounds	0
20-Point Games	1
Dunks	0
Charges Drawn	0

Season Notes

- ♦ Hit key second-half 3-pointer in win over Drake (1/3) with 5 points
- ♦ Dished out 6 assists in return to Bears rotation 12/30 vs. Evangel
- ♦ Missed 8 games with lower-leg injury from 11/24 to 12/22
- ♦ Handed out 7 assists vs. ETSU (11/23)
- ♦ Had team-highs 6 boards and 4 assists in win over Long Beach (11/22)
- ♦ Snagged 5 rebounds with 3 assists and 4 points at Sam Houston (11/16)
- ♦ Matched career high with 8 assists in win over Alabama State (11/13)
- ♦ Racked up a dozen points in season opener vs. SEMO (11/9) with a clutch three in the final minute
- ♦ MVC All-Newcomer Team in 2020-21
- ♦ Finished third in the MVC in assists per game (3.7) last season.

2021-22 Game-by-Game

Opponent	GS	Min.	FG-A	3FG-A	FT-A	O-D-R	PF	A	TO	BS	S	PTS
SEMO	*	26	4-10	2-4	2-4	0-2-2	4	2	2	0	1	12
Alabama State	*	34	1-4	0-2	2-2	1-1-2	0	8	2	1	1	4
at Sam Houston	*	19	2-5	0-1	0-0	0-5-5	0	3	0	0	1	4
vs. Long Bch St [^]	*	13	1-1	0-0	1-2	0-6-6	1	4	0	0	2	3
vs. ETSU [^]	*	26	2-2	0-0	0-0	1-3-4	2	7	3	0	0	4
vs. G.Washington [^]						Did Not Dress						
at Illinois State*						Did Not Dress						
Brigham Young						Did Not Dress						
at Little Rock						Did Not Dress						
Oral Roberts						Did Not Dress						
South Dakota St.						Did Not Dress						
Central Arkansas						Did Not Dress						
at St. Mary's						Did Not Dress						
Evangel		24	3-6	0-2	0-1	0-5-5	3	6	0	1	0	6
Drake*		23	1-6	1-1	2-5	1-1-2	1	1	3	0	1	5
at Bradley*												
Northern Iowa*												
Southern Illinois*												
at Valparaiso*												
Illinois State*												
at Loyola Chicago*												
at Indiana State*												
Evansville*												
at Southern Illinois*												
Loyola Chicago*												
at Drake*												
Valparaiso*												
Indiana State*												
at Northern Iowa*												
Bradley*												
at Evansville*												

Demarcus Sharp Career Statistics

Year	G-GS	Min	FG-A	Pct	3FG-A	Pct	FT-A	Pct	OR-DR	Reb	Avg	PF-D	A	TO	BS	ST	Pts	Avg
2018-19*	35-26	---	59-127	.465	28-64	.438	9-11	.818	23-81	104	3.0	11-0	59	20	22	51	155	4.4
2019-20**	32-30	1048	195-413	.472	48-109	.440	89-116	.767	26-124	150	4.7	58-0	179	69	25	81	527	16.5
2020-21	21-12	655	70-139	.504	10-31	.323	22-31	.710	15-73	88	4.2	49-1	77	36	11	15	172	8.2
2021-22	7-5	165	14-34	.412	3-10	.300	7-14	.500	3-23	26	3.7	11-0	31	10	2	6	38	5.4
NCAA Total	28-17	820	84-173	.486	13-41	.317	29-45	.644	18-96	114	4.1	60-1	108	46	13	21	210	7.5

* at Moberly Area Community College (NJCAA); ** at Colby (Kan.) Community College (NJCAA)

Demarcus Sharp Career MVC-Only Statistics

Year	G-GS	Min	FG-A	Pct	3FG-A	Pct	FT-A	Pct	OR-DR	Reb	Avg	PF-D	A	TO	BS	ST	Pts	Avg
2020-21	18-10	562	59-114	.518	10-28	.357	20-29	.690	11-60	71	3.9	40-1	63	32	9	14	148	8.2
2021-22	1-0	23	1-6	.167	1-1	1.000	2-5	.400	1-1	2	2.0	1-0	1	3	0	1	5	5.0
Total	19-10	585	60-120	.500	11-29	.379	22-34	.647	12-61	73	3.8	41-1	64	35	9	15	153	8.1

KEATON HERVEY 14



6-7 | 200 | Senior | Guard/Forward | Cedar Park, Texas
Cedar Park High | New Mexico Junior College | Economics

Career Highs*

Points

20, vs. Lamar 1/17/18

Rebounds

8, vs. Northwestern State, 12/19/20

8, at Valpraiso, 1/10/21

Field Goals

7, vs. Lamar 1/17/18

Field Goal Attempts

13, vs. Lamar 1/17/18

Three-Pointers

4, vs. Drake, 3/6/21

Three-Point Attempts

7, at Sam Houston, 11/16/21

Free Throws

8, 20, vs. Lamar 1/17/18

Free Throw Attempts

9, vs. Lamar 1/17/18

9, vs. Abilene Christian, 2/10/18

Assists

4, vs. McMurry, 11/17/17

4, vs. New Orleans, 1/20/18

Blocked Shots

3, vs. Southern Illinois, 2/10/21

Steals

2, done 5x, last at St. Mary's, 12/22/21

Minutes

38, vs. New Orleans, 1/20/18

*NCAA games only

Career Misc.

Led MSU in Scoring 2

Led MSU in Rebounding 3

Led MSU in Assists 0

Double-Figure Points 15

20-Point Games 1

Dunks 7

Charges Drawn 9

Season Notes

♦ Snagged 5 boards vs. ORU (12/11)

♦ Had 2 dunks vs. ETSU (11/23)

♦ Racked up 10 points in start vs. Long Beach (11/22) with 5 rebounds

♦ Scored 11 points with 3 triples at Sam Houston (11/16)

♦ Did not play in season opener vs. SEMO (11/9) due to concussion protocol

♦ Knocked down career-high 4 3-pointers (4/5) with 18 points in MVC semis vs. Drake (3/6) with 5 rebounds in 2020-21 season finale.

2021-22 Game-by-Game

Opponent	GS	Min.	FG-A	3FG-A	FT-A	O-D-R	PF	A	TO	BS	S	PTS
SEMO												
Alabama State	21	0-4	0-3	2-2	2-1-3	3	1	1	0	0	2	
at Sam Houston	24	4-8	3-7	0-0	0-2-2	1	1	0	0	0	11	
vs. Long Bch St [^] *	21	3-4	2-2	2-2	3-2-5	4	2	2	0	1	10	
vs. ETSU [^]	22	3-6	1-2	0-0	0-0-0	0	1	1	1	0	7	
vs. G.Washington [^] *	18	0-1	0-1	0-0	0-2-2	1	0	2	1	0	0	
at Illinois State [*]	22	2-4	0-2	3-4	0-0-0	2	0	0	0	0	7	
Brigham Young *	22	1-4	0-2	0-0	0-2-2	0	0	0	0	0	2	
at Little Rock	25	2-4	2-3	0-0	1-0-1	0	1	0	0	1	6	
Oral Roberts	11	0-5	0-3	2-2	2-3-5	2	0	1	0	0	2	
South Dakota St.												
Central Arkansas												
at St. Mary's	21	0-1	0-1	0-0	0-1-1	1	1	1	0	2	0	
Evangel	22	0-2	0-2	0-1	1-2-3	4	1	0	1	0	0	
Drake [*]	4	0-0	0-0	0-0	0-0-0	2	0	0	0	0	0	
at Bradley [*]												
Northern Iowa [*]												
Southern Illinois [*]												
at Valparaiso [*]												
Illinois State [*]												
at Loyola Chicago [*]												
at Indiana State [*]												
Evansville [*]												
at Southern Illinois [*]												
Loyola Chicago [*]												
at Drake [*]												
Valparaiso [*]												
Indiana State [*]												
at Northern Iowa [*]												
Bradley [*]												
at Evansville [*]												

Keaton Hervey Career Statistics

Year	G-GS	Min	FG-A	Pct	3FG-A	Pct	FT-A	Pct	OR-DR	Reb	Avg	PF-D	A	TO	BS	ST	Pts	Avg
2018-19*	25-18	587	60-160	.375	11-39	.282	70-90	.778	19-39	58	2.3	46-0	29	40	6	11	201	8.0
2019-20**	32-32	834	158-337	.469	45-106	.425	124-166	.747	42-131	173	5.4	64-1	59	63	11	25	485	15.2
2020-21	24-24	642	56-114	.491	24-55	.436	41-55	.745	20-91	111	4.6	61-2	8	29	7	10	177	7.4
2021-22	12-4	234	15-43	.349	8-28	.286	9-11	.818	9-15	24	2.0	21-0	8	8	3	4	47	3.9
MSU Total	36-28	876	71-157	.452	32-83	.386	50-66	.758	29-106	135	3.8	82-2	16	37	10	14	224	6.2
NCAA Total	63-46	1508	135-329	.410	46-132	.348	122-158	.772	50-148	198	3.1	133-2	47	78	16	25	438	7.0

* at Incarnate Word University (NCAA Division I); ** at New Mexico Junior College (NJCAA)

Keaton Hervey Career MVC-Only Statistics

Year	G-GS	Min	FG-A	Pct	3FG-A	Pct	FT-A	Pct	OR-DR	Reb	Avg	PF-D	A	TO	BS	ST	Pts	Avg
2020-21	18-18	474	39-78	.500	18-38	.474	32-43	.744	12-69	81	4.5	45-2	4	25	4	6	128	7.1
2021-22	2-1	27	2-4	.500	0-2	.000	3-4	.750	0-0	0	0.0	4-0	0	0	0	0	7	3.5
Total	20-19	501	41-82	.500	18-40	.450	35-47	.745	12-69	81	4.1	49-2	4	25	4	6	135	6.8

DAWSON CARPER 33



7-0 | 278 | Senior | Center | Colorado Springs, Colorado
Rampart High | Univ. of Hawaii | Political Science

Career Highs

Points

20, at Cal Poly, 2/8/20

Rebounds

11, at Cal Poly, 2/8/20

Field Goals

7, vs. Cal Poly, 2/14/19

Field Goal Attempts

11, vs. Washington, 12/23/19

Three-Pointers

--

Three-Point Attempts

1, vs. George Washington, 11/24/21

Free Throws

8, at Cal Poly, 2/8/20

Free Throw Attempts

10, at Cal Poly, 2/8/20

Assists

2, done 4 times

Blocked Shots

3, vs. New Orleans, 11/24/19

3, at UC Riverside, 2/20/20

Steals

2, vs. UC Santa Barbara, 1/18/20

Minutes

29, at UC Riverside, 2/20/20

Career Misc.

Led MSU in Scoring 0

Led MSU in Rebounding 0

Led MSU in Assists 0

Double-Figure Points 6

Double-Figure Rebounds 1

Double-Doubles 1

20-Point Games 1

Dunks 1

Charges Drawn 1

Season Notes

♦ Racked up 4 points, 3 boards in win over UCA (12/18) with a block

♦ First-half layup vs. South Dakota St. (12/15) put Bears up for good in home win

♦ Snagged 4 rebounds vs. #12 BYU (12/4)

♦ Logged 4 points in 8-minute assignment vs. GW (11/24)

♦ Registered 4 points and 3 rebounds off the bench vs. Alabama State (11/13)

♦ Scored a key layup late in the game in 2021-22 season opener vs. SEMO (11/9)

2021-22 Game-by-Game

Opponent	GS	Min.	FG-A	3FG-A	FT-A	O-D-R	PF	A	TO	BS	S	PTS
SEMO	2	1-1	0-0	0-0	0-0-0	1	0	0	0	1	2	
Alabama State	9	1-2	0-0	2-2	1-2-3	0	0	0	1	0	4	
at Sam Houston	6	0-0	0-0	0-0	0-0-0	4	1	3	0	0	0	
vs. Long Bch St [^]	9	0-1	0-0	0-0	0-1-1	2	0	1	1	0	0	
vs. ETSU [^]	Did Not Play											
vs. G.Washington [^]	8	2-4	0-1	0-0	1-0-1	0	0	0	0	0	4	
at Illinois State [*]	2	0-0	0-0	0-0	0-0-0	0	0	0	0	0	0	
Brigham Young	12	0-0	0-0	0-0	1-3-4	3	0	1	1	0	0	
at Little Rock	3	0-1	0-0	0-0	0-1-1	0	0	0	0	0	0	
Oral Roberts	2	0-0	0-0	0-0	0-0-0	0	0	0	0	0	0	
South Dakota St.	7	1-2	0-0	0-0	0-2-2	1	0	1	0	0	2	
Central Arkansas	10	2-6	0-0	0-0	3-0-3	2	1	0	1	0	4	
at St. Mary's	8	1-1	0-0	0-1	0-1-1	0	0	0	0	0	2	
Evangel	4	0-0	0-0	0-0	0-1-1	0	0	0	0	0	0	
Drake [*]	Did Not Dress											
at Bradley [*]												
Northern Iowa [*]												
Southern Illinois [*]												
at Valparaiso [*]												
Illinois State [*]												
at Loyola Chicago [*]												
at Indiana State [*]												
Evansville [*]												
at Southern Illinois [*]												
Loyola Chicago [*]												
at Drake [*]												
Valparaiso [*]												
Indiana State [*]												
at Northern Iowa [*]												
Bradley [*]												
at Evansville [*]												

Dawson Carper Career Statistics

Year	G-GS	Min	FG-A	Pct	3FG-A	Pct	FT-A	Pct	OR-DR	Reb	Avg	PF-D	A	TO	BS	ST	Pts	Avg
2018-19 [*]	26-0	210	33-52	.635	0-0	----	13-32	.406	18-41	59	2.3	36-1	8	16	5	5	79	3.0
2019-20 [*]	28-22	465	73-119	.613	0-0	----	21-45	.467	45-64	109	3.9	73-2	8	33	16	8	167	6.0
2020-21	3-0	13	0-2	.000	0-0	.000	1-2	.500	0-3	3	1.0	1-0	1	1	1	0	1	0.3
2021-22	13-0	81	8-18	.444	0-1	.000	2-3	.667	6-11	17	1.3	13-0	2	6	4	1	18	1.4
MSU Total	16-0	94	8-20	.400	0-1	.000	3-5	.600	6-14	20	1.3	14-0	3	7	5	1	19	1.2
NCAA Total	70-22	769	114-191	.597	0-1	.000	37-82	.451	69-119	188	2.7	123-3	19	56	26	14	265	3.8

^{*} at Hawaii (NCAA DI)

Dawson Carper MVC-Only Career Statistics

Year	G-GS	Min	FG-A	Pct	3FG-A	Pct	FT-A	Pct	OR-DR	Reb	Avg	PF-D	A	TO	BS	ST	Pts	Avg
2020-21	3-0	13	0-2	.000	0-0	.000	1-2	.500	0-3	3	1.0	1-0	1	1	1	0	1	0.3
2021-22	1-0	2	0-0	.000	0-0	.000	0-0	.000	0-0	0	0.0	0-0	0	0	0	0	0	0.0
Total	4-0	15	0-2	.000	0-0	.000	1-2	.500	0-3	3	0.8	1-0	1	1	1	0	1	0.3

NIC TATA 20



6-10 | 263 | Senior | Forward | Melbourne, Australia
Mount Eliza Secondary | Blinn (Texas) College | General Studies

Career Highs*

Points

9, vs. Central Arkansas, 12/18/21

Rebounds

5, vs. Central Arkansas, 12/18/21

Field Goals

4, vs. Central Arkansas, 12/18/21

Field Goal Attempts

5, vs. Little Rock, 12/21/20

5, vs. Central Arkansas, 12/18/21

Three-Pointers

1, vs. Long Beach State, 11/22/21

1, vs. Central Arkansas, 12/18/21

Three-Point Attempts

1, done 4x, last at St. Mary's, 12/22/21

Free Throws

1, done 3x, last at Illinois State, 2/6/21

Free Throw Attempts

3, vs. Loyola, 2/1/21

Assists

1, vs. Missouri S&T, 1/17/21

Blocked Shots

--

Minutes

15, vs. Little Rock, 12/21/20

*NCAA games only

Career Misc.

Led MSU in Scoring	0
Led MSU in Rebounding	0
Led MSU in Assists	0
Double-Figure Points	0
Double-Figure Rebounds	0
Double-Doubles	0
20-Point Games	0
Dunks	6
Charges Drawn	0

Season Notes

- ♦ Had 2 dunks at St. Mary's (12/22)
- ♦ Made 4-of-5 FG and career-highs with 9 points and 5 rebounds vs. UCA (12/18)
- ♦ Posted 3 points in win over Long Beach State (11/22) in Naples Tourney
- ♦ Saw his first game action of the season with 3-minute assignment at Sam Houston (11/16)
- ♦ Closed out the 2020-21 season with a 3-for-3 outing vs. Drake (3/6/21) in the MVC Tournament semifinals.

2021-22 Game-by-Game

Opponent	GS	Min.	FG-A	3FG-A	FT-A	O-D-R	PF	A	TO	BS	S	PTS
SEMO												
Alabama State												
at Sam Houston	3	0-0	0-0	0-0	0-1-1	1	0	0	0	0	0	0
vs. Long Bch St [^]	5	1-2	1-1	0-0	0-0-0	1	0	0	0	0	0	3
vs. ETSU [^]												
vs. G.Washington [^]	4	0-2	0-1	0-0	0-1-1	1	0	0	0	0	0	0
at Illinois State*												
Brigham Young												
at Little Rock												
Oral Roberts												
South Dakota St.												
Central Arkansas	13	4-5	1-1	0-0	2-3-5	0	0	0	0	0	0	9
at St. Mary's	8	2-3	0-1	0-1	0-0-0	1	0	0	0	0	0	4
Evangel												
Drake*												
at Bradley*												
Northern Iowa*												
Southern Illinois*												
at Valparaiso*												
Illinois State*												
at Loyola Chicago*												
at Indiana State*												
Evansville*												
at Southern Illinois*												
Loyola Chicago*												
at Drake*												
Valparaiso*												
Indiana State*												
at Northern Iowa*												
Bradley*												
at Evansville*												

Nic Tata Career Statistics

Year	G-GS	Min	FG-A	Pct	3FG-A	Pct	FT-A	Pct	OR-DR	Reb	Avg	PF-D	A	TO	BS	ST	Pts	Avg
2018-19*	31-21	---	67-115	.583	0-0	----	35-47	.745	118-164	164	5.3	-----	8	23	17	12	169	5.5
2019-20*	32-12	---	122-165	.739	0-0	----	32-49	.653	52-146	198	6.2	43-0	13	32	45	11	276	8.6
2020-21	20-0	115	17-31	.548	0-2	.000	3-6	.500	9-15	24	1.2	11-0	1	8	0	1	37	1.9
2021-22	5-0	33	7-12	.583	2-4	.500	0-1	.000	2-5	7	1.4	4-0	0	0	0	0	16	3.2
NCAA Total	25-0	148	24-43	.558	2-6	.333	3-7	.429	11-20	31	1.2	15-0	1	8	0	1	53	2.1

* at Blinn (Texas) College (NJCAA)

Nic Tata Career MVC-Only Statistics

Year	G-GS	Min	FG-A	Pct	3FG-A	Pct	FT-A	Pct	OR-DR	Reb	Avg	PF-D	A	TO	BS	ST	Pts	Avg
2020-21	14-0	64	7-18	.389	0-2	.000	2-4	.500	5-7	12	0.9	7-0	0	5	0	1	16	1.1
2021-22																		
Total	14-0	64	7-18	.389	0-2	.000	2-4	.500	5-7	12	0.9	7-0	0	5	0	1	16	1.1

DONOVAN CLAY

5



6-8 | 216 | Junior | Guard/Forward | Alton, Illinois
Alton High | Valparaiso | Criminology

Career Highs

Points

22, vs. Missouri State, 2/25/20

Rebounds

15, vs. Evangel, 12/30/21

Field Goals

11, vs. Missouri State, 2/25/20

Field Goal Attempts

20, at Illinois State, 1/23/21

Three-Pointers

4, vs. Loyola Chicago, 12/30/19

4, vs. Missouri State, 3/5/21

Three-Point Attempts

7, done 3x last vs. Missouri State, 3/5/21

Free Throws

7, done twice, last vs. Drake 2/7/21

Free Throw Attempts

9, done twice, last vs. Drake, 2/7/21

Assists

7, vs. Loyola Chicago, 3/6/20

Blocked Shots

5, vs. Purdue Northwest, 12/17/20

Steals

3, vs. Judson (Ill.), 12/6/20

Minutes

43, vs. Loyola Chicago, 3/6/20

Career Misc.

Led MSU in Scoring	1
Led MSU in Rebounding	3
Led MSU in Assists	2
Double-Figure Points	38
Double-Figure Rebounds	4
Double-Doubles	3
20-Point Games	6
Dunks	10
Charges Drawn	1

Season Notes

♦ Scored team-high 15 pts. in home win over Drake (1/2) with 7 rebounds

♦ Logged first double-double as a Bear with 10 points, career-high 15 rebounds vs. Evangel 12/30 with 4 assists

♦ Had 11 points, 7 rebounds at St. Mary's (12/22) with a pair of blocks

♦ Posted 8 points, 6 boards, 2 blocks vs. UCA (12/18)

♦ Tallied 12 points, 7 rebounds in 40-minutes vs. South Dakota St. (12/15)

♦ Grabbed game-high 9 boards and dished out 4 assists at Little Rock (12/8)

♦ Snagged 8 boards in back-to-back games at Illinois St. (12/1) and vs. #12 BYU (12/4)

♦ Recorded 10 points vs. ETSU (10/23)

♦ Logged 9 points, 5 rebounds and 2 assists in win over Long Beach (11/22)

♦ Scored 20 points vs. SEMO (11/9) in his Missouri State debut, going 8-of-10 from the field with a pair of dunks.

♦ Ranked 15th in the MVC in rebounds (5.5), 5th in blocks (1.3) and 6th in minutes (32.5) last season at Valparaiso.

2021-22 Game-by-Game

Opponent	GS	Min.	FG-A	3FG-A	FT-A	O-D-R	PF	A	TO	BS	S	PTS
SEMO	*	36	8-10	1-2	3-5	2-2-4	3	2	0	0	1	20
Alabama State	*	21	3-10	0-2	0-0	4-4-8	1	0	3	0	0	6
at Sam Houston	*	32	2-6	0-1	0-0	2-0-2	3	3	2	1	2	4
vs. Long Bch St ^A	*	28	4-6	1-2	0-0	0-5-5	1	2	2	1	1	9
vs. ETSU ^A	*	30	3-6	2-3	2-2	0-3-3	3	0	1	1	2	10
vs. G.Washington ^A *	*	30	2-4	0-0	2-2	1-2-3	0	0	0	0	1	6
at Illinois State*	*	33	3-9	0-1	0-0	2-6-8	3	2	0	0	0	6
Brigham Young	*	34	2-10	0-1	2-2	1-7-8	2	1	1	1	0	2
at Little Rock	*	25	0-1	0-1	0-0	1-8-9	1	4	0	2	1	0
Oral Roberts	*	33	0-0	0-0	2-2	2-3-5	2	1	1	1	1	2
South Dakota St.	*	40	4-8	2-4	2-2	0-7-7	3	2	2	3	0	12
Central Arkansas	*	27	4-6	0-1	0-0	2-4-6	2	2	0	2	0	8
at St. Mary's	*	31	4-5	1-2	2-2	4-6-7	1	0	1	2	0	11
Evangel	*	28	4-7	0-1	2-3	3-12-15	0	4	2	1	0	10
Drake*	*	34	5-7	0-1	5-7	1-6-7	2	1	0	1	1	15
at Bradley*												
Northern Iowa*												
Southern Illinois*												
at Valparaiso*												
Illinois State*												
at Loyola Chicago*												
at Indiana State*												
Evansville*												
at Southern Illinois*												
Loyola Chicago*												
at Drake*												
Valparaiso*												
Indiana State*												
at Northern Iowa*												
Bradley*												
at Evansville*												

Donovan Clay Career Statistics

Year	G-GS	Min	FG-A	Pct	3FG-A	Pct	FT-A	Pct	OR-DR	Reb	Avg	PF-D	A	TO	BS	ST	Pts	Avg
2019-20*	35-33	1004	132-292	.452	32-112	.286	33-51	.647	48-114	162	4.6	65-0	59	40	36	20	329	9.4
2020-21*	28-26	910	106-271	.391	20-98	.204	50-73	.685	35-120	155	5.5	76-3	63	64	35	21	282	10.1
2021-22	15-15	463	48-95	.505	7-22	.318	22-27	.815	22-75	97	6.5	27-0	24	15	16	10	125	8.3
Valpo Total	63-59	1914	238-563	.423	52-210	.248	83-124	.669	83-234	317	5.0	141-3	122	104	71	41	611	9.7
NCAA Total	78-74	2377	286-658	.435	59-232	.254	105-151	.695	105-309	414	5.3	166-3	145	119	86	50	721	9.2

* at Valparaiso (NCAA DI)

Donovan Clay Career MVC-Only Statistics

Year	G-GS	Min	FG-A	Pct	3FG-A	Pct	FT-A	Pct	OR-DR	Reb	Avg	PF-D	A	TO	BS	ST	Pts	Avg
2019-20*	18-18	559	76-171	.444	19-69	.275	26-37	.703	24-72	96	5.3	35-0	28	17	20	10	197	10.9
2020-21*	18-16	608	64-171	.374	12-57	.211	33-48	.688	25-76	101	5.6	49-2	42	40	19	9	173	9.6
2021-22	2-2	68	8-16	.500	0-2	.000	5-7	.714	3-12	15	7.5	5-0	3	0	1	1	21	10.5
Valpo Total	38-36	1235	148-358	.413	31-128	.242	64-92	.696	52-160	212	5.6	89-2	73	57	40	20	391	10.3

LU'CYE PATTERSON 25



6-1 | 209 | Sophomore | Guard | Minneapolis, Minn.
Minneapolis Prep | Undeclared

Career Highs*

Points
16, vs. BYU, 12/4/21
Rebounds
9, vs. William Jewell, 2/16/20
Field Goals
8, vs. BYU, 12/4/21
Field Goal Attempts
10, vs. BYU, 12/4/21
Three-Pointers
1, done 7x, last at St. Mary's, 12/22/21
Three-Point Attempts
6, at Northern Iowa, 12/27/20
Free Throws
4, vs. Long Beach State, 11/22/21
Free Throw Attempts
7, at Northern Iowa, 12/28/20
Assists
6, vs. South Dakota State, 12/15/21
Blocked Shots
1, done 4 times, last vs. UCA, 12/18/21
Steals
2, vs. Little Rock, 12/21/20
2, at Northern Iowa, 12/27/20
Minutes
36, at Little Rock, 12/8/21

Career Misc.

Led MSU in Scoring	0
Led MSU in Rebounding	1
Led MSU in Assists	5
Double-Figure Points	3
Double-Figure Rebounds	0
Double-Doubles	0
20-Point Games	0
Dunks	0
Charges Drawn	1

Season Notes

- ♦ Tallied 8 points in win over Drake (1/2) on 4-of-6 from the field with a steal
- ♦ Was 4-of-6 from the field with a three at St. Mary's (12/22) for 9 points
- ♦ Dished out 5 assists in win over UCA (12/18) with 8 points on 4-of-5 FG
- ♦ Logged 11 points, 6 assists in start vs. South Dakota St. (12/15)
- ♦ Played 36 minutes in his first career start in win at Little Rock (12/8) and 32 minutes vs. ORU (12/11) in second start
- ♦ Had breakout game vs. #12 BYU (12/4) with 16 points, on 8-of-10 FG, 4 rebounds in 26 minutes
- ♦ Produced 10 points off bench in 25-minute assignment at Illinois State (12/1) in MVC opener
- ♦ Saw action in 23-of-24 games as a true freshman last season. Collected 58 points, 52 rebounds and 27 assists.

2021-22 Game-by-Game

Opponent	GS	Min.	FG-A	3FG-A	FT-A	O-D-R	PF	A	TO	BS	S	PTS
SEMO	9	0-3	0-2	0-2	0-1-1	0	1	0	0	0	0	0
Alabama State	12	1-3	0-2	0-0	0-0-0	2	0	0	0	1	2	2
at Sam Houston	22	0-2	0-0	2-2	1-0-1	3	2	5	1	0	2	2
vs. Long Bch St^	19	2-2	0-0	4-6	0-2-2	2	1	0	0	1	8	8
vs. ETSU ^	11	0-1	0-1	0-0	0-0-0	1	0	0	0	0	0	0
vs. G.Washington ^	25	1-4	0-1	3-4	1-1-2	3	5	2	0	1	5	5
at Illinois State*	27	4-7	0-1	2-2	0-2-2	2	2	0	0	0	10	10
Brigham Young	26	8-10	0-0	0-3	2-2-4	3	2	1	0	0	16	16
at Little Rock	*	36	1-4	0-1	0-0	0-2-2	1	3	2	0	0	2
Oral Roberts	*	32	2-5	1-2	2-4	0-3-3	1	2	2	1	1	7
South Dakota St.	*	34	4-6	1-2	2-4	0-4-4	0	6	1	1	1	11
Central Arkansas	*	29	4-5	0-1	0-0	2-1-3	4	5	2	1	0	8
at St. Mary's	*	28	4-6	1-1	0-0	0-0-0	2	2	1	0	0	9
Evangel	*	18	1-2	0-1	1-2	0-4-4	4	3	2	0	0	3
Drake*	*	19	4-6	0-1	0-1	0-2-2	0	1	1	0	1	8
at Bradley*												
Northern Iowa*												
Southern Illinois*												
at Valparaiso*												
Illinois State*												
at Loyola Chicago*												
at Indiana State*												
Evansville*												
at Southern Illinois*												
Loyola Chicago*												
at Drake*												
Valparaiso*												
Indiana State*												
at Northern Iowa*												
Bradley*												
at Evansville*												

Lu'Cye Patterson Career Statistics

Year	G-GS	Min	FG-A	Pct	3FG-A	Pct	FT-A	Pct	OR-DR	Reb	Avg	PF-D	A	TO	BS	ST	Pts	Avg
2020-21	23-0	333	18-67	.269	4-32	.125	18-31	.581	11-41	52	2.3	37-1	27	18	0	6	58	2.5
2021-22	15-7	348	36-66	.545	3-16	.188	16-30	.533	6-24	30	2.0	28-1	35	19	4	6	91	6.1
Total	38-7	681	54-133	.406	7-48	.146	34-61	.557	17-65	82	2.2	65-2	62	37	4	12	149	3.9

Lu'Cye Patterson Career MVC-Only Statistics

Year	G-GS	Min	FG-A	Pct	3FG-A	Pct	FT-A	Pct	OR-DR	Reb	Avg	PF-D	A	TO	BS	ST	Pts	Avg
2020-21	17-0	230	15-52	.288	4-24	.167	13-21	.619	6-26	32	1.9	28-1	19	13	0	4	47	2.8
2021-22	2-1	46	8-13	.615	0-2	.000	2-3	.667	0-4	4	2.0	2-0	3	1	0	1	18	9.0
Total	19-1	276	23-65	.354	4-26	.154	15-24	.625	6-30	36	1.9	30-1	22	14	0	5	65	3.4

MELVYN EBONKOLI 13



6-7 | 229 | Sophomore | Forward | Trappes, France
Putnam (Conn.) Science Academy | Psychology

Career Highs*

Points

4, vs. Bradley, 2/13/21

Rebounds

4, vs. Bradley, 2/13/21

Field Goals

2, vs. Bradley, 2/13/21

Field Goal Attempts

5, vs. Bradley, 2/13/21

Three-Pointers

--

Three-Point Attempts

--

Free Throws

--

Free Throw Attempts

--

Assists

1, vs. Missouri S&T, 1/17/21

Blocked Shots

--

Steals

--

Minutes

5, vs. Missouri S&T, 1/17/21

Career Misc.

Led MSU in Scoring 0

Led MSU in Rebounding 0

Led MSU in Assists 0

Double-Figure Points 0

Double-Figure Rebounds 0

Double-Doubles 0

20-Point Games 0

Dunks 0

Charges Drawn 0

Season Notes

♦ Did not play in any non-conference contests

♦ Played in 6 total games, including 5 Valley games, as a true freshman last season.

2021-22 Game-by-Game

Opponent	GS	Min.	FG-A	3FG-A	FT-A	O-D-R	PF	A	TO	BS	S	PTS
SEMO												Did Not Dress
Alabama State												Did Not Play
at Sam Houston												Did Not Play
vs. Long Bch St^												Did Not Play
vs. ETSU ^												Did Not Play
vs. G.Washington ^												Did Not Play
at Illinois State*												Did Not Play
Brigham Young												Did Not Play
at Little Rock												Did Not Play
Oral Roberts												Did Not Play
South Dakota St.												Did Not Dress
Central Arkansas												Did Not Dress
at St. Mary's												Did Not Play
Evangel												Did Not Play
Drake*												Did Not Play
at Bradley*												
Northern Iowa*												
Southern Illinois*												
at Valparaiso*												
Illinois State*												
at Loyola Chicago*												
at Indiana State*												
Evansville*												
at Southern Illinois*												
Loyola Chicago*												
at Drake*												
Valparaiso*												
Indiana State*												
at Northern Iowa*												
Bradley*												
at Evansville*												

Melvyn Ebonkoli Career Statistics

Year	G-GS	Min	FG-A	Pct	3FG-A	Pct	FT-A	Pct	OR-DR	Reb	Avg	PF-D	A	TO	BS	ST	Pts	Avg
2020-21	6-0	14	2-6	.333	0-0	.000	0-0	.000	4-1	5	0.8	5-0	1	2	0	0	4	0.8
2021-22	0-0																	
Total	6-0	14	2-6	.333	0-0	.000	0-0	.000	4-1	5	0.8	5-0	1	2	0	0	4	0.8

Melvyn Ebonkoli Career MVC-Only Statistics

Year	G-GS	Min	FG-A	Pct	3FG-A	Pct	FT-A	Pct	OR-DR	Reb	Avg	PF-D	A	TO	BS	ST	Pts	Avg
2020-21	5-0	9	2-5	.400	0-0	.000	0-0	.000	4-1	5	1.0	3-0	0	1	0	0	4	0.8
2021-22	0-0																	
Total	5-0	9	2-5	.400	0-0	.000	0-0	.000	4-1	5	1.0	3-0	0	1	0	0	4	0.8

ISAAC HANNEY 3



6-2 | 176 | Freshman | Guard | Springfield, Mo.
Kickapoo High | Financial Planning

Career Highs

Points
18, vs. Evangel, 12/30/21
Rebounds
4, done 4x, last vs. Evangel, 12/30/21
Field Goals
5, vs. Evangel, 12/30/21
Field Goal Attempts
9, vs. BYU, 12/4/21
Three-Pointers
4, vs. Evangel, 12/30/21
Three-Point Attempts
5, vs. Evangel, 12/30/21
Free Throws
4, vs. Evangel, 12/30/21
Free Throw Attempts
4, vs. Evangel, 12/30/21
Assists
2, vs. Alabama State, 11/13/21
2, at Little Rock, 12/8/21
Blocked Shots
--
Steals
4, vs. BYU, 12/4/21
4, vs. Oral Roberts, 12/11/21
Minutes
26, vs. BYU, 12/4/21

Career Misc.

Led MSU in Scoring	0
Led MSU in Rebounding	0
Led MSU in Assists	0
Double-Figure Points	2
Double-Figure Rebounds	0
Double-Doubles	0
20-Point Games	0
Dunks	1
Charges Drawn	1

Season Notes

- ♦ Had breakout game vs. Evangel (12/30) with 18 points on 5-of-7 FG with 4 triples and 4 rebounds.
- ♦ Logged 7 points, 4 boards in win over UCA (12/18) with a 3-pointer
- ♦ Had 4 steals vs. ORU (12/11)
- ♦ Racked up 10 points off bench at Little Rock (12/8) with a pair of threes, 4 rebounds and 2 assists
- ♦ Played 26 minutes vs. #12 BYU (12/4) with 6 points, 4 rebounds, 4 steals
- ♦ Hit first 3-pointer at Sam Houston (11/16)
- ♦ Scored first MSU points with 2 FT's in win over Alabama State (11/13) with 2 assists and 2 rebounds
- ♦ Scored 3,141 points in high school in three years at Dora (Mo.) High School and senior season at Kickapoo High in Springfield, which ranks No. 4 in state history.

2021-22 Game-by-Game

Opponent	GS	Min.	FG-A	3FG-A	FT-A	O-D-R	PF	A	TO	BS	S	PTS
SEMO	4	0-2	0-2	0-0	0-1-1	1	0	0	0	0	0	0
Alabama State	12	0-0	0-0	2-2	0-2-2	0	2	2	0	1	2	2
at Sam Houston	3	1-1	1-1	0-0	0-1-1	0	0	0	0	0	3	3
vs. Long Bch St [^]	5	0-0	0-0	2-2	0-0-0	2	1	0	0	0	2	2
vs. ETSU [^]	Did Not Play											
vs. G.Washington [^]	10	0-3	0-2	0-0	0-2-2	0	0	0	0	1	0	0
at Illinois State [*]	Did Not Play											
Brigham Young	26	3-9	0-2	0-0	1-3-4	4	1	4	0	4	6	6
at Little Rock	21	3-4	2-3	2-2	0-4-4	3	2	3	0	0	10	10
Oral Roberts	22	0-2	0-1	3-4	0-3-3	4	1	1	0	4	3	3
South Dakota St.	13	1-2	0-1	0-0	0-2-2	2	0	0	0	0	2	2
Central Arkansas	18	2-3	1-1	2-2	0-4-4	3	0	0	0	0	7	7
at St. Mary's	9	0-3	0-1	0-0	0-1-1	2	1	0	0	1	0	0
Evangel	22	5-7	4-5	4-4	0-4-4	2	1	0	0	2	18	18
Drake [*]	13	1-5	1-4	2-2	0-0-0	1	1	1	0	0	5	5
at Bradley [*]												
Northern Iowa [*]												
Southern Illinois [*]												
at Valparaiso [*]												
Illinois State [*]												
at Loyola Chicago [*]												
at Indiana State [*]												
Evansville [*]												
at Southern Illinois [*]												
Loyola Chicago [*]												
at Drake [*]												
Valparaiso [*]												
Indiana State [*]												
at Northern Iowa [*]												
Bradley [*]												
at Evansville [*]												

Isaac Haney Career Statistics

Year	G-GS	Min	FG-A	Pct	3FG-A	Pct	FT-A	Pct	OR-DR	Reb	Avg	PF-D	A	TO	BS	ST	Pts	Avg
2021-22	13-0	177	16-41	.390	9-23	.391	17-18	.944	1-27	28	2.2	24-0	10	11	0	13	58	4.5
Total	13-0	177	16-41	.390	9-23	.391	17-18	.944	1-27	28	2.2	24-0	10	11	0	13	58	4.5

Isaac Haney Career MVC-Only Statistics

Year	G-GS	Min	FG-A	Pct	3FG-A	Pct	FT-A	Pct	OR-DR	Reb	Avg	PF-D	A	TO	BS	ST	Pts	Avg
2021-22	1-0	13	1-5	.200	1-4	.250	2-2	1.000	0-0	0	0.0	1-0	1	1	0	0	5	5.0
Total	1-0	13	1-5	.200	1-4	.250	2-2	1.000	0-0	0	0.0	1-0	1	1	0	0	5	5.0

MSU RECORDS SUMMARY

Individual Records

Games Played

Season: 36, Kyle Weems, Adam Leonard, Jermaine Mallett, Will Creekmore, Nafis Ricks, Caleb Patterson, 2009-10
Career: 134, Kyle Weems, 2008-12

Winning Games Played

Season: 28, Winston Garland, Greg Bell, Basil Robinson, Stan Worthy, 1986-87
Career: 87, Kelby Stuckey, 1985-89

Minutes Played

Game: 59, Kelby Stuckey, vs. Kansas State (3ot), 12/8/87
Season: 1,277, Darryl Reid, 1990-91
Career: 3,995, Johnny Murdock, 1991-95

Average Minutes Played per Game

Season: 37.6, Darryl Reid, 1990-91
Career: 36.5, Mike Robinson, 1978-80

Points Scored

Half: 27, Jimmie Dull, vs. Kentucky Wesleyan, 2/7/77 (2nd)
26, Isiah Mosley at Valparaiso, 1/10/21 (2nd)
Game: 53, Jimmie Dull, vs. Ky. Wesleyan, 2/7/77
Game, Two Players: 78 (Jimmie Dull 53, Charley Moore 25), vs. Kentucky Wesleyan, 2/7/77
First MSU Season: 33, Ryan Thornton, vs. Indiana St, 12/22/90
Season: 720, Winston Garland, 1986-87
Season, Two Players: 1179 (Daryl Garrison 617, Dennis Hill 562), 1973-74
Senior Year: 720, Winston Garland, 1986-87
Junior Year: 617, Daryl Garrison, 1973-74
Sophomore Year: 645, Danny Moore, 1996-97
Freshman Year: 368, Marcus Marshall, 2012-13
First MSU Season: 645, Danny Moore, 1996-97
Career: 1,975, Daryl Garrison, 1971-75
Two-Year Career: 1,248, Winston Garland, 1985-87

Scoring Average

Season: 24.5, Zack Townsend, 1971-72
Career: 18.5, Daryl Garrison, 1971-75
Two-Year Career: 22.2, Mike Robinson, 1978-80

Field Goals Made

Game: 20, Daryl Garrison, vs. Central. Mo., 2/8/75
Season: 277, Curtis Perry, 1969-70
Career: 830, Daryl Garrison, 1971-75
Consecutive: 19, Eric Gray, 2/29/84-3/9/84

Field Goals Attempted

Game: 37, Jimmie Dull, vs. Southeast Mo., 2/26/77
Season: 566, Daryl Garrison, 1973-74
Career: 1755, Daryl Garrison, 1971-75

Field Goal Percentage

Game: 1.000, Lou Shepherd (10/10), vs. NW Missouri, 2/2/67
(most recent), Tulio Da Silva (8/8) vs. Illinois St., 2/10/19
Season: .698 (192/275), Lee Campbell, 1989-90
Career: .680 (281/413), Lee Campbell, 1988-90

Three-Point Field Goals Made

Game: 8, Johnny Murdock, vs. Indiana St., 2/6/93;
Johnny Murdock, vs. Oklahoma State, 1/19/94;
Johnny Murdock, vs. Drake, 2/18/95;
Kevin Ault, vs. Illinois State, 2/15/98
Season: 103, Adam Leonard, 2009-10
Career: 276, Blake Ahearn, 2003-07

Three-Point Field Goals Attempted

Game: 18, Johnny Murdock, vs. Oklahoma St., 1/19/94
Season: 264, Adam Leonard, 2009-10
Career: 720, Johnny Murdock, 1991-95

Three-Point Field Goal Percentage

Game (min. 5 made): 1.000 (6/6), Ron Mvouika, at UNI, 1/18/14
Season: .526 (20/38), Jason Gilbert, 2002-03
Career: .504 (57/113), Winston Garland, 1986-87

Free Throws Made

Game: 19, Bob Curl, vs. Truman State, 12/13/71
Season: 214, Danny Moore, 1996-97
Career: 538, Danny Moore, 1996-99
Consecutive: 60, Blake Ahearn, 12/20/03-2/14/04;
and 12/19/04-2/26/05

Free Throws Attempted

Game: 24, Darryl Reid, vs. Hawaii, 11/25/90
Season: 276, Danny Moore, 1996-97
Career: 685, Danny Moore, 1996-99

Free Throw Percentage

Game: 1.000, done last by Jarred Dixon (10/10), vs. UNI, 3/3/17
Season: .975, Blake Ahearn, 2003-04 (NCAA)
Career: .946 (435/460), Blake Ahearn, 2003-07 (NCAA)
Consecutive FT's:
60 Blake Ahearn (12/20/03 - 2/14/04)
60 Blake Ahearn (12/19/04 - 2/28/05)
51 Blake Ahearn (12/15/05 - 1/29/06)
34 Blake Ahearn (12/22/06 - 1/24/07)
32 Blake Ahearn (11/17/03 - 12/20/03)

Rebounds

Game: 31, Curtis Perry, vs. UT Arlington, 2/10/70
Game, Two Players: 39
Danny Bolden 21, Lou Shepherd 18, vs. NW Mo. 2/6/67;

Curtis Perry 31, Chuck Williams 8, vs. vs. UTA 2/10/70
Season: 495, Alize Johnson, 2017-18
Career: 1,424, Curtis Perry, 1966-70
Two-Year Career: 735, Alize Johnson, 2016-18

Rebound Average

Season: 17.1, Curtis Perry, 1969-70
Career: 13.6, Curtis Perry, 1966-70

Assists

Game: 21, Andy Newton, vs. Ky. Wesleyan, 3/1/75
Season: 257, Arnold Bernard, 1990-91
Career: 507, Randy Towse, 1974-79

Personal Fouls

Season: 111, David Brewer, 1990-91
Career: 382, Kyle Weems 2008-12

Games Disqualified on Fouls

Season: 10, Jimmie Dull, 1976-77
Career: 19, Jimmie Dull, 1974-78

Steals

Game: 8, Winston Garland, vs. Pittsburgh, 3/12/86
Season: 82, Arnold Bernard, 1990-91
Career: 243, Kevin Ault, 1996-2000

Blocked Shots

Game: 7, Scott Hawk, vs. Ky. Wesleyan, 1/11/77;
Ricky Johnson, vs. Valparaiso, 1/29/83;
Gaige Prim, at Northern Iowa, 12/27/20
Season: 84, Danny Moore, 1998-99
Career: 201, Obediah Church, 2015-18

Turnovers

Game: 12, Keith Hilliard, vs. Chicago State, 2/20/82
Season: 134, Arnold Bernard, 1990-91
Career: 358, William Fontleroy, 1996-00

Team Records

Points Scored

Half: 66, vs. Central Missouri, 2/8/75 (first half)
Game: 130, vs. Central Missouri, 2/8/75
Season: 2,572, 2009-10
Season, Scoring Average: 83.0, 1968-69
Season, Scoring Margin: +17.5, 1968-69
Greatest Margin of Victory, Game: 80, (MSU 94, Missouri Wesleyan 14), 2/14/1918
Greatest Margin of Defeat, Game: 53, (Puget Sound 103, MSU 50), 12/8/80

Field Goals Made

Game: 55, vs. Central Missouri, 2/8/75
Season: 1,004, 1973-74

Field Goals Attempted

Game: 105, vs. Stetson, 3/11/53
Season: 2,234, 1973-74

Field Goal Percentage

Game: .714 (40/56), vs. Texas Wesleyan, 12/3/88; and
vs. Louisiana-Monroe (25/35)
Season: .530 (852/1607), 1984-85

Three-Point Field Goals Made

Game: 21, vs. Evangel, 12/30/21
Season: 270, 2016-17

Three-Point Field Goals Attempted

Game: 38, at Illinois St., 1/4/17; vs. William Woods, 12/30/18
Season: 743, 2016-17

Three-Point Field Goal Percentage

Game (min. 6 made): .889 (8/9), vs. Tulsa, 12/2/89
Game (min 10 made): .688 (11/16), at Loyola, 2/17/19
Season: .406 (201/495), 2001-02

Free Throws Made

Game: 46, vs. Northwest Missouri State, 1/11/55
Season: 632, 1952-53

Free Throws Attempted

Game: 60, vs. Northwest Missouri State, 1/11/55
Season: 993, 1952-53

Free Throw Percentage

Game: 1.000, done many times, last at UNI (11/11), 2/24/18
Season: .768 (440/573), 1984-85

Rebounds

Game: 77, vs. Central Missouri, 1/28/67
Rebound Margin: +32, vs. Avila, 11/19/14
Season: 1,712, 1951-52
Rebound Average, Season: 54.0, 1968-69

Personal Fouls

Game: 36, vs. Central Missouri, 2/21/53
Season: 667, 2009-10

Assists

Game: 35, vs. Missouri-St. Louis, 1/8/75;
vs. Central Missouri, 2/8/75;
vs. Kentucky Wesleyan, 3/1/75
Season: 617, 1980-81

Steals

Game: 16, vs. UMSL, 2/7/79; vs. Wis-Superior, 1/25/82;
vs. Arkansas, 12/6/82; vs. Chaminade, 2/8/86; vs.
Minn.-Duluth, 1/3/87
Season: 299, 1998-99

Blocked Shots

Game: 14, vs. Northern Iowa, 3/1/90
Season: 139, 1998-99

Turnovers

Game: 30, vs. Nicholls State, 1/23/82;
vs. Cleveland State, 2/22/86
Season: 484, 2007-08

Season Win-Loss Records

Most Games Played: 36, 2009-10 (24-12)

Most Games Won: 28, 1986-87 (28-6)

Most Games Lost: 22, 2012-13 (11-22)

Best Winning Percentage: .929, 1923-24 (13-1)

Most MIAA Games Won: 11, 1977-78 (11-1)

Most MIAA Games Lost: 11, 1929-30 (5-11)

Best MIAA Winning Pct: 1.000, 1951-52 (10-0); 1965-66 (10-0), 1966-67 (10-0)

Cumulative MIAA Record: 349-207 (.628)

Total MIAA Titles Won: 19 (1928-31-34-35-49-50-52-53-54-58-59-66-67-68-69-70-73-74-78)

Consecutive MIAA Titles: 5 (1966-67-68-69-70)

MIAA Tourney Record: 1-1 (.500)

Most Mid-Continent Games Won: 13, 1986-87 (13-1)

Most Mid-Continent Games Lost: 6, 1984-85 (8-6)

Best Mid-Continent Winning Pct: .929, 1986-87 (13-1)

Cumulative Mid-Continent Record: 79-24 (.767)

Total Mid-Continent Titles: 4 (1987-88-89-90)

Consecutive Mid-Continent Titles: 4 (1987-88-89-90)

Mid-Continent Tourney Record: 9-4 (.692)

Mid-Continent Tourney Titles: 2 (1987-89)

Most MVC Games Won: 15, 2010-11 (15-3)

Most MVC Games Lost: 15, 2008-09 (3-15)

Best MVC Winning Pct: .833 (15-3), 2010-11

Cumulative Missouri Valley Record: 300-255 (.541)

Missouri Valley Tourney Record: 33-30 (.524)

Missouri Valley Tourney Titles: 1 (1992)

Most Home Games Played: 21, 2009-10 (19-2)

Most Home Games Won: 19, 2009-10 (19-2)

Most Road & Neutral Games Played: 19, 1951-52

Most Road & Neutral Games Won: 14, 1951-52

Most Road Games Won: 8, done 9x, most recently in 2011-12

Most Consecutive Wins

Season: 21, 1948-49
Overall: 22, 1947-49
Home Games, Season: 14, 1948-49, 1958-59, 1968-69
Home Games, Overall: 41, 1/22/57 to 2/20/60
MIAA Games: 29, 2/23/65 to 2/5/68
MIAA Home Games: 23, 1/29/66 to 1/10/70
Mid-Continent Games: 10, 1/26/87 to 2/28/87
Mid-Continent Home Games: 23, 2/8/86 to 2/18/89
MVC Games: 12, 1/23/92 to 2/29/92
MVC Home Games: 8, 12/22/90-2/16/91; 1/15/92-2/29/92

Cons. Winning Seasons: 15, 1945-46 - 1959-60

Total 20-Win Seasons: 29

Consecutive 20-Win Seasons: 8, 1985-86 to 1992-93

NAIA Tourney Record: 15-4 (.789)

NCAA Division II Tourney Record: 23-10 (.697)

Collegelsider.com Postseason Tourney Rec: 4-1 (.800)

National Invitation Tournament Record: 10-9 (.526)

NCAA Division I Tourney Record: 3-6 (.333)

All-Time Cumulative Record: 1,705-1017 (.626)

Opponent Records

Individual Records

Points: 45, Harold Robertson, Lincoln, 1/31/76
Field Goals: 18, H. Robertson, LU, 1/31/76, 2/4/78, 3/4/78
FG Attempts: 36, Harold Robertson, LU, 1/23/78, 2/4/78
Three-Point FGs: 9, Jason Perez, Wichita St., 2/2/00
Three-Point FG Att: 16, Reggie Brown, Richmond, 12/22/01
Free Throws: 21, Phillip Gilbert, Bradley, 3/1/04
Free Throw Attempts: 22, Phillip Gilbert, Bradley, 3/1/04
Rebounds: 22, Troy Mack, Wichita State, 1/18/99
Assists: 15, Jeff Branstetter, Central Missouri, 2/12/77;
Lawrence Washington, Drury, 12/10/77
Blocked Shots: 7, Allyn Thomsen, Tulsa, 2/20/91; Danny Granger, Bradley, 2/20/02
Steals: 9, Rob Dye, Bradley, 1/13/99

Team Records

Points, Game: 106, Central Missouri, 1/11/75 and 2/8/75;
Southern Illinois, 1/15/98
Points, Season: 2,387, 1980-81
Highest Scoring Average, Season: 79.6, 1980-81
Field Goals, Game: 47, Truman State, 1/29/77
Field Goal Attempts, Game: 97, Evansville, 12/6/75
Field Goals, Season: 1,003, 1973-74
Three-Point FGs, Game: 17, vs. USC, 11/20/18; at Air Force, 11/28/18; Bradley, 1/15/20; at UNI, 1/29/20
Three-point FG Attempts, Game: 39, Drake, 1/27/99;
Valparaiso, 1/23/20; Missouri S&T, 1/17/21
Free Throws, Game: 35, Bradley, 3/1/04
Free Throw Attempts, Game: 42, Southern Illinois, 1/7/02
Free Throws, Season: 672, 2009-10
Rebounds, Game: 68, Evansville, 12/6/75
Rebounds, Season: 1479, 1973-74

SINGLE-GAME RECORDS

Scoring

- 53, Jimmie Dull, at Kentucky Wesleyan, 2/7/77
- 44, Jimmie Dull, vs. Southeast Missouri, 1/22/77
- 41, Daryel Garrison, vs. Central Missouri, 2/8/75
- 39, Don Anielak, at Truman State, 1/12/53
- 39, Curtis Perry, vs. Southeast Missouri, 12/13/69
- 39, Mike Robinson, vs. Missouri S&T, 2/26/79
- 38, Don Anielak, at Central Missouri, 2/21/53
- 38, Curtis Perry, at Southeast Missouri, 1/31/70
- 38, Curtis Perry, vs. Missouri S&T, 2/2/70
- 38, Daryel Garrison, at Central Missouri, 1/11/75
- 38, Marcus Marshall, vs. Eastern Illinois, 11/14/14
- 37, Jimmie Dull, at Southeast Missouri, 2/26/77
- 37, Jimmie Dull, at Kentucky Wesleyan, 2/24/78
- 37, Mike Robinson, vs. Missouri-St. Louis, 1/19/80
- 37, Dale Lamberth, at Indiana State, 3/1/08
- 36, Ben Kandlbinder, vs. Stephen F. Austin, 12/2/95
- 36, Danny Moore, at Creighton, 2/15/97
- 36, Marcus Marshall, 12/17/14 at Tulsa
- 35, Jim Gant, vs. Southern Utah (at Alamosa, Colo.), 12/28/65
- 35, Bob Curl, at Truman State, 12/13/71
- 35, Clay Holt, at Kansas State, 12/8/87
- 35, Johnny Murdock, vs. Oklahoma State, 1/19/94
- 23, 34, Danny Bolden, vs. Missouri S&T, 1/4/65
- 34, Jim Gant, vs. Rockhurst College, 12/1/65
- 34, Zack Townsend, vs. Southeast Missouri, 2/21/72
- 34, Mike Robinson, at Central Missouri, 2/5/79
- 34, Mike Robinson, at Missouri-St. Louis, 2/7/79
- 34, Mike Robinson, vs. Missouri S&T, 1/26/80
- 34, Mike Robinson, vs. Truman State, 2/11/80
- 34, Mike Robinson, at Southeast Missouri, 2/23/80
- 34, Darryl Reid, at Drake, 1/14/91
- 34, Johnny Murdock, at Indiana State, 2/6/93
- 33, 32, Dale Mathes, vs. Southern Illinois, 12/5/64
- 33, Lou Shepherd, at Central Missouri, 1/13/68
- 33, Zack Townsend, at Southeast Missouri, 2/7/72
- 33, Dennis Hill, vs. Kentucky Wesleyan, 3/1/75
- 33, Mike Robinson, vs. Southeast Missouri, 1/28/80
- 33, Ryan Thornton, vs. Indiana State, 12/22/90
- 33, Coleco Buie, vs. UT Martin, 12/1/95
- 33, Gaige Prim, at Evansville, 2/26/21
- 41, 32, Forrest Hamilton, vs. Southeast Missouri, 2/16/52
- 32, Curtis Perry, at Central Missouri, 2/14/70
- 32, Jimmie Dull, vs. Evangel College, 2/17/77
- 32, Jimmie Dull, vs. Central Missouri, 2/6/78
- 32, Jimmie Dull, at Central Missouri, 2/18/78
- 32, Darryl Reid, at Green Bay, 1/15/90
- 32, Merrill Andrews, vs. Weber State, 12/6/03
- 32, Blake Ahearn, vs. Texas A&M-Corpus Christi, 12/3/05
- 49, 31, Don Anielak, vs. Ft. Leonard Wood, 12/5/53
- 31, Jerry Kirksey, vs. Regis, 1/13/59
- 31, Danny Bolden, at Missouri S&T, 12/13/65
- 31, Curtis Perry, at Evansville, 1/8/69
- 31, Curtis Perry, vs. Emporia State, 12/3/69
- 31, Chuck Williams, vs. Texas-Arlington, 2/10/70
- 31, Curtis Perry, at Truman State, 2/23/70
- 31, Chuck Williams, vs. Cornell (at Brookings, S.D.), 3/7/70
- 31, Daryel Garrison, vs. Central Missouri, 1/12/74
- 31, Dennis Hill, at Kentucky Wesleyan, 2/4/74
- 31, Dennis Hill, at Rockhurst College, 12/4/74
- 31, Daryel Garrison, vs. Truman State, 2/17/75
- 31, Dennis Hill, at Southeast Missouri, 2/22/75
- 31, Andy Newton, vs. Lincoln, 1/12/76
- 31, Jimmie Dull, at Lincoln, 2/4/78
- 31, Jimmie Dull, at Southeast Missouri, 2/25/78
- 31, Kyle Weems, at Creighton, 12/28/11
- 31, Jarred Dixon, at Oregon State, 12/1/18
- 31, Keandre Cook, vs. Alabama State, 11/10/19
- 31, **Isiah Mosley, vs. Alabama State, 11/13/21**
- 67, 30, done 27 times, last by Alize Johnson, vs. Indiana St., 12/31/16

Rebounds

- 31, Curtis Perry, vs. Texas-Arlington, 2/10/70
- 30, Charles Peterson, at Truman State, 1/24/55
- 26, Mike Robinson, vs. Northwest Missouri, 2/9/80
- 25, Danny Bolden, vs. Missouri S&T, 2/23/65
- 25, Curtis Perry, vs. Southeast Missouri, 12/13/69
- 25, Curtis Perry, vs. Evansville, 1/7/70
- 24, Curtis Perry, vs. Pittsburg State, 2/7/69
- 24, Mike Robinson, vs. Southeast Missouri, 1/28/80
- 23, Lou Shepherd, vs. Truman State, 2/7/66
- 23, Mike Robinson, vs. Missouri S&T, 1/5/80
- 22, Curtis Perry, vs. Prairie View A&M, 2/21/68
- 22, Curtis Perry, at Evansville, 1/8/69
- 22, Curtis Perry, vs. Illinois State, 1/27/69
- 22, Curtis Perry, vs. Emporia State, 12/3/69
- 22, Curtis Perry, at Illinois State, 2/4/70
- 22, Mike Robinson, at Missouri S&T, 2/25/80
- 21, Danny Bolden, at Northwest Missouri, 1/13/64
- 21, Danny Bolden, vs. Central Wash. (at Chico, Cal.), 12/30/66
- 21, Danny Bolden, vs. Central Missouri, 1/7/67
- 21, Alize Johnson, at Drake, 2/18/17
- 21, Gaige Prim, at Southern Illinois, 2/7/21
- 20, Curtis Perry, at Northwest Missouri, 12/16/67
- 20, Curtis Perry, vs. Southeast Missouri, 1/6/69
- 20, Curtis Perry, vs. Central Missouri, 1/11/69

- 20, Curtis Perry, vs. Indiana State, 2/28/70
- 20, Curtis Perry, vs. Cornell (at Brookings, S.D.), 3/7/70
- 20, William Doolittle, vs. Northwest Missouri, 2/17/73
- 20, William Doolittle, at Central Missouri, 2/9/74
- 20, Scott Hawk, at Kentucky Wesleyan, 2/3/75
- 20, Lee Campbell, vs. Southern Utah State, 12/8/89
- 20, Lee Campbell, vs. Cleveland State, 1/22/90
- 20, Alize Johnson, at Indiana State, 1/18/17
- 20, Alize Johnson, vs. North Dakota State, 11/17/17
- 20, Alize Johnson, vs. Northern Iowa, 1/4/18

Field Goals

- 20, Daryel Garrison, vs. Central Missouri, 2/8/75
- 20, 19, Jimmie Dull, at Kentucky Wesleyan, 2/7/77
- 18, Curtis Perry, at Southeast Missouri, 1/31/70
- 18, Mike Robinson, vs. Missouri S&T, 2/26/79
- 17, Curtis Perry, vs. Southeast Missouri, 12/13/69
- 16, Curtis Perry, vs. Missouri S&T, 2/2/70
- 16, Daryel Garrison, at Central Missouri, 1/11/75
- 16, Jimmie Dull, vs. Southeast Missouri, 1/22/77
- 16, Jimmie Dull, at Southeast Missouri, 2/26/77
- 16, Mike Robinson, at Central Missouri, 2/5/79
- 16, Mike Robinson, at Missouri-St. Louis, 2/7/79
- 16, Mike Robinson, vs. Missouri-St. Louis, 1/19/80
- 16, Mike Robinson, vs. Missouri S&T, 1/26/80
- 16, Mike Robinson, at Southeast Missouri, 2/23/80
- 15, Danny Bolden, vs. Missouri S&T, 1/4/65
- 15, Curtis Perry, at Truman State, 2/23/70
- 15, Zack Townsend, vs. Southeast Missouri, 2/21/72
- 15, Jimmie Dull, at Central Missouri, 2/18/78

Field Goal Attempts

- 37, Jimmie Dull, vs. Southeast Missouri, 2/26/77

Field Goal Percentage

- 1,000, Lou Shepherd (10/10), vs. Northwest Missouri, 2/2/67

Three-Point Field Goals

- 8, Johnny Murdock, at Indiana State, 2/6/93
- 8, Johnny Murdock, vs. Oklahoma State, 1/19/94
- 8, Johnny Murdock, at Drake, 2/18/95
- 8, Kevin Ault, at Illinois State, 2/15/98
- 7, Clay Holt, vs. Cleveland State, 1/23/88
- 7, Johnny Murdock, at Fordham, 12/21/93
- 7, Allen Phillips, vs. Northern Iowa, 1/5/00
- 7, Allen Phillips, vs. TCU, 1/8/00
- 7, Blake Ahearn, at Evansville, 1/28/04
- 7, Deke Thompson, at Evansville, 2/28/05
- 7, Adam Leonard, at Southern Illinois, 2/3/10
- 7, Adam Leonard, vs. Drake, 2/24/10
- 7, Adam Leonard, at Miami (Fla.), 3/21/11
- 7, Austin Ruder, vs. Little Rock, 12/4/14
- 7, Marcus Marshall, at Tulsa, 12/17/14
- 7, Ja'Monta Black, vs. Little Rock, 12/21/20
- 7, Ja'Monta Black, vs. Bradley, 2/13/21
- 7, Ja'Monta Black, at Little Rock, 12/8/21
- 7, Jaylen Minnett, vs. Evangel, 12/30/21
- 20, 6, Dale Ribble, at Drake, 1/23/92
- 6, Ben Kandlbinder, at Drake, 2/18/95
- 6, Kevin Ault, vs. Bowling Green State, 12/6/97
- 6, Kevin Ault, at Southern Illinois, 1/15/98
- 6, Allen Phillips, vs. Western Illinois, 12/3/99
- 6, Daniel Novak, vs. Bradley, 1/21/01
- 6, Blake Ahearn, at San Diego, 12/9/03
- 6, Blake Ahearn, vs. Toledo, 11/11/06
- 6, Spencer Laurie, vs. Bradley, 1/2/08
- 6, Dale Lamberth, vs. Wichita State, 1/8/08
- 6, Kyle Weems, at Arkansas, 12/22/09
- 6, Kyle Weems, vs. Bradley, 1/9/10
- 6, Adam Leonard, vs. Louisiana Tech, 3/22/10
- 6, Kyle Weems, vs. Bradley, 2/9/11
- 6, Ron Mvouika, at Northern Iowa, 1/18/14
- 6, Austin Ruder, at Drake, 1/29/14
- 6, Austin Ruder, vs. Illinois State, 3/7/14
- 6, Marcus Marshall, vs. Eastern Illinois, 11/14/14
- 6, Dequon Miller, vs. Illinois State, 1/30/16
- 6, Austin Ruder, vs. Alabama A&M, 11/11/16
- 6, Jarred Dixon, vs. Bradley, 2/21/18
- 6, Ryan Kreklow, vs. USC, 11/20/18
- 6, Jarred Dixon, at Oregon State, 12/1/18
- 6, Keandre Cook, vs. Alabama State, 11/10/19
- 6, Jared Ridder, vs. Northwestern State, 12/19/20

Three-Point Field Goal Attempts

- 18, Johnny Murdock, vs. Oklahoma State, 1/19/94 (made 8)

Three-Point Field Goal Percentage

- 1,000, Ron Mvouika (6-6), at Northern Iowa (6/6), 1/18/14
- 1,000, Kevin Ault (5-5), vs. Northern Iowa, 12/30/98
- 1,000, Tyler Chaney (5-5), vs. Evansville, 1/9/07
- 1,000, Jermaine Mallett (5-5), vs. Illinois State, 1/1/11
- 1,000, Nathan Scheer (5-5), vs. Southern Illinois, 12/30/12
- 1,000, Isiah Mosley (5-5), vs. Bradley, 2/14/21
- 1,000, **Jaylen Minnett (5-5), vs. ETSU, 11/23/21**

Free Throws

- 19, Bob Curl, at Truman State, 12/13/71
- 17, Darryl Reid, at Hawaii, 11/25/90
- 16, Daryel Garrison, at Lincoln, 2/2/74
- 15, Don Anielak, at Truman State, 1/12/53
- 15, Jimmie Dull, at Kentucky Wesleyan, 2/7/77

- 15, William Fontleroy, vs. Illinois State, 1/18/98
- 14, Jay Kinser, vs. Northwest Missouri, 1/23/59
- 14, Kelby Stuckey, vs. Southern Illinois, 12/22/88
- 14, Arnold Bernard, vs. Cleveland State, 1/22/90
- 14, Arnold Bernard, vs. La.-Monroe (at Honolulu), 11/23/90
- 14, Shawn Latimer, at Southern Illinois, 2/16/95
- 14, Blake Ahearn, vs. Wichita State, 1/7/07
- 13, Bill Price, at Northwest Missouri, 1/23/54
- 13, Charles Peterson, vs. Southeast Missouri, 1/8/55
- 13, Max Oldham, vs. East Texas State, 1/4/56
- 13, Joe Reiter, vs. Truman State, 2/4/57
- 13, Jerry Kirksey, vs. Regis, 1/12/59
- 13, Dale Mathes, vs. Southern Illinois, 12/5/64
- 13, Chris Scott, at Valparaiso, 1/28/84
- 13, Arnold Bernard, at Tennessee State, 12/4/90
- 13, Tony Graves, vs. Southern Illinois, 2/27/93
- 13, Ben Kandlbinder, vs. Northwestern State, 12/16/95
- 13, Danny Moore, at Indiana State, 2/12/98
- 13, Mike Wallace, at Evansville, 12/30/01
- 13, Marcus Marshall, vs. Wichita State (at St. Louis), 3/8/13

Free Throw Attempts

- 24, Darryl Reid, at Hawaii, 11/25/90

Assists

- 21, Andy Newton, vs. Kentucky Wesleyan, 3/1/75
- 17, Randy Towe, vs. Northwest Missouri, 1/4/79
- 15, Randy Towe, vs. Northwest Missouri, 2/11/78
- 15, Randy Towe, vs. Drury, 2/22/79
- 15, Doug Lewis, vs. Texas Wesleyan, 12/3/88
- 15, Josh Webster, vs. UAPB, 12/22/18
- 14, Randy Towe, at Southeast Missouri, 2/25/78
- 14, Randy Towe, at Eastern Illinois, 12/2/78
- 14, Randy Towe, vs. Southeast Missouri, 2/24/79
- 14, Doug Lewis, vs. Oral Roberts, 1/23/89
- 10, 13, Andy Newton, vs. Truman State, 1/3/75
- 13, Andy Newton, vs. Northwest Missouri, 2/15/75
- 13, Randy Towe, at Missouri-St. Louis, 2/8/78
- 13, Randy Towe, vs. Grand Canyon, 12/9/78
- 13, Randy Towe, at Missouri-St. Louis, 2/7/79
- 13, Deron Thomas, vs. Albany State, 12/14/79
- 13, Brian Smith, vs. Iowa Wesleyan, 12/22/84
- 13, Arnold Bernard, vs. Cleveland State, 1/22/90
- 18, 12, Randy Magers, vs. Missouri S&T, 2/25/74
- 12, Andy Newton, vs. Central Missouri, 28/75
- 12, Randy Towe, at Southeast Missouri, 2/26/77
- 12, Randy Towe, vs. Kentucky Wesleyan, 1/10/78
- 12, Randy Towe, vs. Benedictine, 11/28/78
- 12, Randy Towe, vs. Central Missouri, 2/17/79
- 12, Randy Towe, vs. Missouri S&T, 2/26/79
- 12, Wes Dunn, vs. Missouri S&T, 1/26/80
- 12, Keith Hilliard, vs. Chicago State, 1/28/82
- 12, Brian Smith, vs. Eastern Illinois, 2/21/83
- 12, Basil Robinson, vs. Missouri-St. Louis, 1/4/86
- 12, Basil Robinson, vs. Northern Iowa, 2/10/86
- 12, Doug Lewis, vs. Valparaiso, 3/7/89
- 12, Arnold Bernard, vs. Northern Iowa, 3/1/90
- 12, Arnold Bernard, vs. Prairie View A&M, 12/7/90
- 12, Arnold Bernard, at Drake, 1/14/91
- 12, Arnold Bernard, vs. Wichita State, 2/2/91
- 12, Arnold Bernard, at Bradley, 2/16/91
- 12, William Fontleroy, at Illinois State, 2/15/98
- 12, Justin Fuehrmeyer, vs. UNC Greensboro, 11/17/07
- 12, Michael Bizoukas, vs. Evansville, 1/15/12

Blocked Shots

- 7, Scott Hawk, vs. Kentucky Wesleyan, 1/11/77
- 7, Ricky Johnson, at Valparaiso, 1/29/83
- 7, Gaige Prim, at Northern Iowa, 12/27/20
- 6, Ed Liliensiek, vs. Henderson State, 12/15/79
- 6, Ricky Johnson, vs. Southern, 11/29/82
- 6, Ricky Johnson, at Central Missouri, 1/30/82
- 6, Jeff Ford, vs. Northern Iowa, 3/1/90
- 6, Tony Graves, at Drake, 2/18/93
- 6, Johnny Epps, at Creighton, 1/27/96
- 6, Danny Moore, at Bradley, 2/13/98
- 6, Danny Moore, vs. Texas Southern, 12/4/98
- 6, Drew Richards, vs. Harding, 11/16/07
- 6, Obediah Church, vs. Fontbonne, 11/17/16
- 6, Obediah Church, at Drake, 2/18/17
- 15, 5, done 26 times, last by **Gaige Prim vs. Alabama St., 11/13/21**

Steals

- 8, Winston Garland, vs. Pittsburgh, 3/12/86
- 7, Doug Lewis, at Illinois-Chicago, 2/25/88
- 6, Jimmie Dull, vs. Missouri S&T, 1/24/77
- 6, Jimmie Dull, vs. Northwest Missouri, 1/5/78
- 6, Jimmie Dull, vs. Lincoln, 1/23/78
- 6, Randy Towe, at Central Missouri, 2/5/79
- 6, Larry Lewis, at Evansville, 2/20/80
- 6, Keith Hilliard, vs. Wis.-Eau Claire, 12/12/81
- 6, Winston Garland, vs. Benedictine, 11/23/85
- 6, Arnold Bernard, vs. Washington (at El Paso, Texas), 12/28/90
- 6, Rodney Perry, vs. Indiana State, 2/20/93
- 6, Anthony Edwards, at Tulsa, 12/11/93
- 6, Kevin Ault, vs. Long Beach State, 12/9/98
- 6, Deven Mitchell, vs. Illinois State, 2/26/05
- 6, Spencer Laurie, vs. Indiana State, 1/15/08
- 6, Chris Kendrix, vs. Utah State, 12/1/15
- 6, Jarred Dixon, vs. Illinois State, 1/30/16

SEASON RECORDS

Points

1. Winston Garland (1986-87).....	720
2. Curtis Perry (1969-70).....	684
3. Danny Moore (1996-97).....	645
4. Mike Robinson (1979-80).....	630
5. Daryl Garrison (1973-74).....	617
6. Jimmie Dull (1977-78).....	617
7. Zack Townsend (1971-72).....	589
8. Daryl Garrison (1974-75).....	578
9. Curtis Perry (1968-69).....	572
10. Jimmie Dull (1976-77).....	567
11. Dennis Hill (1973-74).....	562
12. Kyle Weems (2010-11).....	561
13. Darryl Reid (1990-91).....	555
14. Darryl Reid (1989-90).....	550
15. Danny Bolden (1966-67).....	549
16. Danny Moore (1998-99).....	543
17. Johnny Murdock (1992-93).....	536
18. Hubert Henderson (1988-89).....	533
19. Winston Garland (1985-86).....	528
20. Mike Robinson (1978-79).....	524
21. Jim Gant (1965-66).....	522
22. Chuck Williams (1968-69).....	519
23. Don Anielak (1952-53).....	515
24. Blake Ahearn (2006-07).....	509
25. Johnny Murdock (1993-94).....	506
26. Danny Moore (1997-98).....	503
27. Blake Ahearn (2005-06).....	501
28. Kyle Weems (2011-12).....	500
29. Alize Johnson (2017-18).....	495
30. Keandre Cook (2019-20).....	493
31. Kyle Weems (2009-10).....	491
32. Keith Hilliard (1981-82).....	488
33. Alize Johnson (2016-17).....	487
34. Jim Murphy (1950-51).....	483
35. Dale Lamberth (2007-08).....	480
36. Lee Campbell (1989-90).....	482
37. Chuck Williams (1969-70).....	477
38. Isiah Mosley (2020-21).....	475
39. Kevin Ault (1997-98).....	474
40. Jamar Gulley (2013-14).....	474
41. Deven Mitchell (2007-08).....	473
42. Dennis Hill (1974-75).....	472
43. Johnny Murdock (1994-95).....	471
44. Adam Leonard (2009-10).....	467
45. Andy Newton (1975-76).....	465
46. Forrest Hamilton (1952-53).....	464
47. Daryl Garrison (1972-73).....	462
48. Kelby Stuckey (1987-88).....	459
49. Lou Shepherd (1967-68).....	454
50. Terrance McGee (2001-02).....	454
51. Clay Holt (1987-88).....	453
52. Anthony Downing (2012-13).....	453
53. Gene Ruble (1948-49).....	451
54. Coleco Buie (1996-97).....	449
55. Art Helms (1953-54).....	448
56. Danny Bolden (1965-66).....	448
57. Kelby Stuckey (1988-89).....	447
58. Allen Phillips (1999-2000).....	442
59. Chuck Williams (1970-71).....	438
60. Handy Johnson (1984-85).....	437
61. Stan Worthy (1987-88).....	436
62. Terrance McGee (2002-03).....	433
63. Jim Gummersbach (1966-67).....	431
64. Phil Schlegel (1985-86).....	422
65. Bobby Howard (1982-83).....	421
66. Jarred Dixon (2018-19).....	420
67. Dequon Miller (2016-17).....	419
68. Jim Gant (1964-65).....	418
69. Randy Stange (1984-85).....	416
70. Mike Wallace (2001-02).....	415
71. Ben Kandlerbinder (1995-96).....	413
72. Keandre Cook (2018-19).....	411
73. Greg Bell (1985-86).....	410
74. Danny Bolden (1964-65).....	409
75. Jermaine Mallett (2010-11).....	409
76. Jack Israel (1958-59).....	407
77. Dequon Miller (2015-16).....	406
78. Arnold Bernard (1990-91).....	405
79. Don Anielak (1963-64).....	404
80. Curtis Perry (1967-68).....	402
81. Scott Brakebill (2001-02).....	402
82. Gaige Prim (2020-21).....	400
83. Jay Kinser (1959-60).....	398
84. Will Creekmore (2010-11).....	395
85. Jerry Kirksey (1960-61).....	390
86. Joe Ward (1982-83).....	390
87. Kevin Ault (1998-99).....	387
88. Ardie McCoy (1969-70).....	385
89. Tulio Da Silva (2018-19).....	385
90. Gene Ruble (1949-50).....	383
91. Gaige Prim (2019-20).....	383
92. Jermaine Mallett (2009-10).....	382

Scoring Average

1. Zack Townsend (1971-72).....	24.5
2. Curtis Perry (1969-70).....	24.4
3. Mike Robinson (1979-80).....	23.3
4. Jim Gant (1965-66).....	22.7
5. Jimmie Dull (1976-77).....	22.7
6. Daryl Garrison (1974-75).....	22.2
7. Jimmie Dull (1977-78).....	22.0
8. Winston Garland (1986-87).....	21.2

9. Mike Robinson (1978-79).....	21.0
10. Daryl Garrison (1973-74).....	20.6

Games Played

1. Weems, Leonard, Mallett, Ricks, Creekmore, Patterson, (2009-10).....	36
7. Weems, Mallett, Creekmore, Leonard, Ricks, Scheer (2010-11).....	35

Minutes Played

1. Darryl Reid (1990-91).....	1277
2. Basil Robinson (1986-87).....	1191
3. Adam Leonard (2009-10).....	1178
4. Adam Leonard (2010-11).....	1178
5. Dequon Miller (2016-17).....	1174
6. Arnold Bernard (1990-91).....	1170
7. Jermaine Mallett (2010-11).....	1153
8. Anthony Downing (2012-13).....	1133
9. Winston Garland (1986-87).....	1119
10. Winston Garland (1985-86).....	1112

Minutes Per Game

1. Darryl Reid (1990-91).....	37.6
2. Mike Robinson (1979-80).....	37.5
3. Daryl Garrison (1974-75).....	37.4
4. Ricky Johnson (1982-83).....	36.8
5. Jimmie Dull (1977-78).....	36.6
6. Dennis Hill (1974-75).....	36.2
7. Daryl Garrison (1973-74).....	36.1
8. Clay Holt (1987-88).....	36.1
9. Johnny Murdock (1994-95).....	36.0
10. William Doolittle (1973-74).....	36.0

20-Point Games

1. Curtis Perry (1969-70).....	22
2. Winston Garland (1986-87).....	21
3. Zack Townsend (1971-72).....	20
4. Daryl Garrison (1973-74).....	18
5. Jim Gant (1965-66).....	17
6. Daryl Garrison (1974-75).....	17
7. Mike Robinson (1979-80).....	17
8. Jimmie Dull (1977-78).....	16
9. Dennis Hill (1973-74).....	15
10. Jimmie Dull (1976-77).....	15
11. Mike Robinson (1978-79).....	15

Double-Figure Scoring Games

1. Winston Garland (1986-87).....	34
2. Danny Moore (1996-97).....	33
3. Kyle Weems (2010-11).....	33
4. Danny Moore (1998-99).....	30
5. Kyle Weems (2009-10).....	30
6. Kyle Weems (2011-12).....	30
7. Curtis Perry (1968-69).....	29
8. Daryl Garrison (1973-74).....	29
9. Winston Garland (1985-86).....	29
10. Deven Mitchell (2007-08).....	29

Double-Figure Scoring & Rebounding Games

1. Curtis Perry (1968-69).....	30
2. Curtis Perry (1969-70).....	23
3. Alize Johnson (2017-18).....	20
4. Mike Robinson (1978-79).....	18
5. Lee Campbell (1989-90).....	18
6. Mike Robinson (1979-80).....	17
7. Alize Johnson (2016-17).....	17
8. Curtis Perry (1967-68).....	15
9. Mike Wallace (2001-02).....	14
10. William Doolittle (1973-74).....	13
11. Dennis Hill (1974-75).....	13

Rebounds

1. Curtis Perry (1969-70).....	478
2. Curtis Perry (1968-69).....	427
3. Alize Johnson (2017-18).....	384
4. William Doolittle (1973-74).....	380
5. Bill Lea (1951-52).....	379
6. William Doolittle (1972-73).....	376
7. Mike Robinson (1979-80).....	367
8. Lee Campbell (1989-90).....	363
9. Alize Johnson (2016-17).....	351
10. Curtis Perry (1967-68).....	323

Rebounding Average

1. Curtis Perry (1969-70).....	17.1
2. Curtis Perry (1968-69).....	14.7
3. Mike Robinson (1979-80).....	13.6
4. William Doolittle (1972-73).....	13.4
5. Bill Lea (1951-52).....	13.1
6. Curtis Perry (1967-68).....	12.9
7. Don Carlson (1964-65).....	12.7
8. William Doolittle (1973-74).....	12.7
9. Danny Bolden (1964-65).....	12.5
10. Lee Campbell (1989-90).....	12.5

Field Goals

1. Curtis Perry (1969-70).....	277
2. Mike Robinson (1979-80).....	274
3. Winston Garland (1986-87).....	274
4. Daryl Garrison (1973-74).....	260
5. Jimmie Dull (1977-78).....	255
6. Daryl Garrison (1974-75).....	251
7. Curtis Perry (1968-69).....	242
8. Mike Robinson (1978-79).....	241
9. Zack Townsend (1971-72).....	238
10. Dennis Hill (1973-74).....	237

Field Goal Attempts

1. Daryl Garrison (1973-74).....	566
2. Curtis Perry (1969-70).....	560
3. Winston Garland (1986-87).....	545
4. Dennis Hill (1973-74).....	540
5. Jimmie Dull (1977-78).....	524
6. Curtis Perry (1968-69).....	522
7. Mike Robinson (1979-80).....	514
8. Jimmy Murphy (1950-51).....	506
9. Jim Gant (1965-66).....	500
10. Dan Bolden (191966-67).....	495
11. Jimmie Dull (1976-77).....	495

Field Goal Percentage (min. 2.0 FG/game)

1. Lee Campbell (1989-90).....	698
2. Derek Thomas (1984-85).....	692
3. Obediah Church (2017-18).....	659
4. Eric Gray (1983-84).....	654
5. Lee Campbell (1988-89).....	645
6. Kelby Stuckey (1987-88).....	641
7. David Brewer (1990-91).....	624
8. Tamarr Maclin (2001-05).....	613
9. Kelby Stuckey (1986-87).....	608
10. Stan Worthy (1987-88).....	606

Three-Point Field Goals

1. Adam Leonard (2009-10).....	103
2. Johnny Murdock (1992-93).....	94
3. Blake Ahearn (2006-07).....	94
4. Kevin Ault (1997-98).....	91
5. Adam Leonard (2010-11).....	86
6. Johnny Murdock (1993-94).....	82
7. Blake Ahearn (2005-06).....	74
8. Kyle Weems (2009-10).....	72
9. Austin Ruder (2013-14).....	72
10. Allen Phillips (1999-2000).....	71
11. Keandre Cook (2019-20).....	71

Three-Point Field Goal Attempts

1. Adam Leonard (2009-10).....	264
2. Johnny Murdock (1993-94).....	238
3. Adam Leonard (2010-11).....	231
4. Johnny Murdock (1992-93).....	222
5. Kevin Ault (1997-98).....	212
6. Blake Ahearn (2006-07).....	202
7. Blake Ahearn (2005-06).....	196
8. Johnny Murdock (1994-95).....	183
9. Austin Ruder (2013-14).....	180
10. Allen Phillips (1999-2000).....	178

Three-Point Field Goal Pct. (min. 0.5 3pt./game)

1. Jason Gilbert (2002-03).....	526
2. Winston Garland (1986-87).....	504
3. Jeff Ford (1989-90).....	500
4. Andre Rigsby (1990-91).....	485
5. Dale Lamberth (2005-06).....	469
6. Josh Hotz (1995-96).....	466
7. Blake Ahearn (2006-07).....	465
8. Deke Thompson (2004-05).....	454
9. Robert Yanders (2001-02).....	444
10. Arnold Bernard (1989-90).....	443

Personal Fouls

1. David Brewer (1990-91).....	111
2. Art Helms (1952-53).....	110
3. Bill Thomas (1952-53).....	108
4. Kyle Weems (2009-10).....	108
5. Danny Moore (1996-97).....	105
6. Drew Richards (2006-07).....	105
7. Wade Knapp (2008-09).....	105
8. Doug Lewis (1988-89).....	104
9. Kelby Stuckey (1986-87).....	103
10. Tamarr Maclin (1904-05).....	103
11. Jamar Gulley (2013-14).....	103

PF Disqualifications

1. Jimmie Dull (1976-77).....	10
2. Sky Frazier (2005-06).....	10
3. Scott Hawk (1974-75).....	7
4. Arnold Bernard (1990-91).....	7
5. 12 times, last Camryn Boone (2014-15).....	6

Free Throws

1. Danny Moore (1996-97).....	214
2. Danny Moore (1997-98).....	173
3. Kelby Stuckey (1988-89).....	161
4. Deven Mitchell (2007-08).....	159
5. Darryl Reid (1989-90).....	155
6. Arnold Bernard (1990-91).....	155
7. Darryl Reid (1990-91).....	155
8. Danny Moore (1998-99).....	151
9. Don Anielak (1952-53).....	145
10. Jackie Crawford (1991-92).....	142

Free Throw Attempts

1. Danny Moore (1996-97).....	276
2. Kelby Stuckey (1988-89).....	231
3. Don Anielak (1952-53).....	225
4. Darryl Reid (1990-91).....	222

5. Arnold Bernard (1990-91).....	215
6. Curtis Perry (1969-70).....	207
7. Danny Moore (1997-98).....	207
8. Danny Moore (1998-99).....	202
9. Darryl Reid (1989-90).....	200
10. Keith Hilliard (1981-82).....	193

Free Throw Percentage (min. 1.5 FT/game)

1. Blake Ahearn (2003-04).....	975
2. Blake Ahearn (2004-05).....	947
3. Blake Ahearn (2005-06).....	936
4. Blake Ahearn (2006-07).....	925
5. Lamont West (2019-20).....	912
6. Kevin Ault (1997-98).....	900
7. Marcus Marshall (2014-15).....	899
8. Deven Mitchell (2007-08).....	893
9. Jerry Stockard (1960-61).....	872
10. Kellen Easley (2004-05).....	865

Assists

1. Arnold Bernard (1990-91).....	257
2. Randy Towe (1978-79).....	241
3. Arnold Bernard (1989-90).....	199
4. Brian Smith (1984-85).....	185
5. Randy Towe (1977-78).....	184
6. Doug Lewis (1988-89).....	183
7. Basil Robinson (1986-87).....	178
8. Michael Bizoukas (2011-12).....	174
9. Andy Newton (1974-75).....	170
10. Basil Robinson (1985-86).....	170

Assists Per Game

1. Randy Towe (1978-79).....	9.3
2. Arnold Bernard (1990-91).....	7.6
3. Randy Towe (1977-78).....	7.1
4. Wes Dunn (1979-80).....	7.1
5. Arnold Bernard (1989-90).....	6.9
6. Andy Newton (1974-75).....	6.5
7. Brian Smith (1984-85).....	6.2
8. Doug Lewis (1988-89).....	6.1
9. Keith Hilliard (1981-82).....	6.1
10. Michael Bizoukas (2011-12).....	5.44

Assist-to-Turnover Ratio

1. Randy Towe (1978-79)	4.46
2. Randy Towe (1977-78)	3.68
3. Brian Smith (1984-85)	3.63
4. Josh Webster (2018-19)	3.04
5. Michael Bizoukas (2011-12)	2.95
6. Brian Smith (1982-83)	2.89
7. Basil Robinson (1986-87)	2.618
8. Basil Robinson (1985-86)	2.615
9. Brian Smith (1983-84)	2.54
10. Wes Dunn (1979-80)	2.49

CAREER RECORDS

Scoring

1. Daryel Garrison (1971-75).....	1975
2. Kyle Weems (2008-12).....	1868
3. Curtis Perry (1966-70).....	1835
4. Johnny Murdock (1991-95).....	1834
5. Danny Bolden (1963-67).....	1718
6. Danny Moore (1996-99).....	1691
7. Chuck Williams (1967-71).....	1687
8. Blake Ahearn (2003-07).....	1677
9. Jimmie Dull (1974-78).....	1532
10. Kevin Ault (1996-2000).....	1508
11. Ben Kandlbinder (1994-98).....	1429
12. Gene Ruble (1946-50).....	1406
13. Jim Gant (1962-66).....	1341
14. Winston Garland (1985-87)#.....	1248
15. Jarred Dixon (2015-19).....	1245
16. Kelby Stuckey (1985-89).....	1188
17. Scott Brakebill (1998-2002).....	1170
18. Mike Robinson (1978-80)#.....	1154
19. Larry Lewis (1976-80).....	1154
20. William Fontleroy (1996-2000).....	1133
21. Deven Mitchell (2003-08).....	1131
22. Darryl Reid (1989-91)#.....	1105
23. Andy Newton (1973-76).....	1079
24. Dennis Hill (1973-75)#.....	1034
25. Anthony Boggs (1980-84).....	1018
26. Max Oldham (1954-58).....	1016
27. Charles Marshall (1960-64).....	1016
28. Lou Shepherd (1964-68).....	1009
29. Isiah Mosley (2019-pres.).....	1003
30. Gaige Prim (2019-pres.).....	1003
31. Jerry Anderson (1951-55).....	1000
32. Alize Johnson (2016-18)#.....	982
33. Jerry Kirksey (1958-61).....	973
34. Tyler Chaney (2003-07).....	957
35. Dale Lamberth (2005-08).....	954
36. Nathan Bilyeu (2003-07).....	939
37. Keandre Cook (2018-20)#.....	904
38. Phil Schlegel (1983-86).....	900
39. Don Anielak (1952-54)#.....	888
40. Terrance McGee (2001-03)#.....	887
41. Ed Liliensiek (1977-81).....	882
42. Will Creekmore (2008-11).....	881
43. Jimmy Murphy (1950-52)#.....	877
44. Dequon Miller (2015-17)#.....	825
45. Bill Lea (1948-52).....	823
46. Anthony Downing (2011-13)#.....	822
47. Ryan Kreklow (2015-19).....	820
48. Adam Leonard (2009-11)#.....	819
49. Coleco Buie (1995-97)#.....	817
50. Forrest Hamilton (1951-53)#.....	813
51. Marcus Marshall (2012-15).....	813
52. Tamar Maclin (2001-05).....	809
53. Jamar Gulley (2011-14)#.....	806
54. Milt McDonald (1974-78).....	805
55. Randy Magers (1970-74).....	791
56. Jermaine Mallett (2009-11)#.....	791
57. Russ Robinson (1955-59).....	787
58. Jay Kinser (1957-60).....	784
59. Monwell Randle (2000-04).....	782
60. Kellen Easley (2002-06).....	782
61. Eric Thompson (1969-73).....	781
62. Mike Wallace (2000-02)#.....	762
63. William Doolittle (1970-74).....	757
64. Greg Bell (1985-87)#.....	752
65. Joe Ward (1980-83).....	751
66. Art Helms (1952-54)#.....	750
67. Allen Phillips (1998-2000)#.....	744
68. Harry Policape (1976-80).....	739
69. Don Carlson (1963-67).....	736
70. Arnold Bernard (1989-91)#.....	736
71. Jack Israel (1957-59)#.....	732
72. Stan Worthy (1986-88)#.....	722
73. Caleb Patterson (2009-12).....	721
74. Lee Campbell (1988-90)#.....	719
75. Christian Kirk (2011-15).....	718
76. Bobby Howard (1981-83).....	716
77. Chris Kendrick (2014-17).....	716
78. Austin Ruder (2013-17).....	707
79. Randy Stange (1983-85)#.....	706
80. Mert Bancroft (1965-69).....	697
81. Tulio Da Silva (2018-20)#.....	693
82. Obediah Church (2015-18).....	692
83. Zack Townsend (1971-72).....	691
84. Spencer Laurie (2006-09).....	686
85. Jackie Crawford (1991-93).....	681
86. Bill Thomas (1950-53).....	678
87. Ryan Bettenhausen (1995-99).....	677
88. Phil Shannahan (1963-67).....	676
89. Dorrian Williams (2012-16).....	663
90. Merrill Andrews (2002-04).....	654
91. Camryn Boone (2014-16)#.....	647
92. Scott Hawk (1974-78).....	643
93. Carl Wilks (1958-62).....	637
94. Max Gee (1966-69).....	635
95. Chris Ward (1984-86)#.....	628
96. Chuck Peterson (1953-55).....	617
97. Clay Holt (1986-88)#.....	617
98. Robert Yanders (2000-02)#.....	616
99. Jim Gummersbach (1965-67)#.....	615
100. Drew Richards (2004-08).....	611

- Two-year player

Scoring Average

1. Mike Robinson (1978-80).....	22.2
2. Winston Garland (1985-87).....	18.9
3. Jimmy Murphy (1950-52).....	18.5
4. Dennis Hill (1973-75).....	18.5
5. Daryel Garrison (1971-75).....	18.5
6. Curtis Perry (1966-70).....	17.5
7. Darryl Reid (1989-91).....	17.5
8. Don Anielak (1952-54).....	17.4
9. Danny Bolden (1963-67).....	17.4
10. Danny Moore (1996-99).....	17.3

Games Played

1. Kyle Weems (2008-12).....	134
2. Kevin Ault (1996-2000).....	132
3. Nathan Scheer (2009-14).....	132
4. William Fontleroy (1996-2000).....	130
5. Blake Ahearn (2003-07).....	129
6. Deven Mitchell (2003-08).....	128
7. Jarred Dixon (2015-19).....	128
8. Ryan Bettenhausen (1995-99).....	126
9. Christian Kirk (2011-15).....	125
10. Ryan Kreklow (2015-19).....	125

Winning Games Played

1. Kelby Stuckey (1985-89).....	87
2. Kevin Ault (1996-2000).....	85
3. William Fontleroy (1996-2000).....	84
4. Gene Ruble (1946-50).....	83
5. Jerry Anderson (1951-55).....	83
6. Blake Ahearn (2003-07).....	82
7. Basil Robinson (1982-87).....	80
8. Curtis Perry (1966-70).....	79
9. Nathan Bilyeu (2003-07).....	79
10. Ryan Bettenhausen (1995-99).....	78

Minutes Played

1. Johnny Murdock (1991-95).....	3995
2. Kyle Weems (2008-12).....	3981
3. Kevin Ault (1996-2000).....	3802
4. William Fontleroy (1996-2000).....	3621
5. Jarred Dixon (2015-19).....	3430
6. Blake Ahearn (2003-07).....	3416
7. Ben Kandlbinder (1994-98).....	3407
8. Anthony Boggs (1980-84).....	3123
9. Dorrian Williams (2012-16).....	3101
10. Clint Thomas (1991-95).....	3020

Minutes Per Game

1. Mike Robinson (1978-80).....	36.5
2. Darryl Reid (1989-91).....	36.5
3. Dennis Hill (1973-75).....	35.6
4. Keith Jackson (1987-89).....	35.5
5. Dequon Miller (2015-17).....	35.1
6. Johnny Murdock (1991-95).....	34.4
7. Winston Garland (1985-87).....	33.8
8. Robert Yanders (2000-02).....	33.4
9. Doug Lewis (1987-89).....	33.2
10. Arnold Bernard (1989-91).....	33.2
Adam Leonard (2009-11).....	33.2

20-Point Games

1. Daryel Garrison (1971-75).....	46
2. Curtis Perry (1966-70).....	44
3. Johnny Murdock (1991-95).....	41
4. Danny Bolden (1963-67).....	35
5. Jimmie Dull (1974-78).....	34
6. Chuck Williams (1967-71).....	34
7. Jim Gant (1962-66).....	33
8. Mike Robinson (1978-80).....	32
9. Winston Garland (1985-87).....	31
Danny Moore (1996-99).....	31

Double-Figure Scoring Games

1. Kyle Weems (2008-12).....	110
2. Daryel Garrison (1971-75).....	97
3. Johnny Murdock (1991-95).....	90
Danny Moore (1996-99).....	90
5. Danny Bolden (1963-67).....	87
6. Curtis Perry (1966-70).....	86
7. Chuck Williams (1967-71).....	86
8. Kevin Ault (1996-2000).....	81
9. Blake Ahearn (2003-07).....	81
10. Gene Ruble (1946-50).....	80

Rebounds

1. Curtis Perry (1966-70).....	1424
2. Danny Bolden (1963-67).....	1133
3. William Doolittle (1970-74).....	1042
4. Don Carlson (1963-67).....	844
5. Kyle Weems (2008-12).....	844
6. Alize Johnson (2016-18).....	735
7. Lou Shepherd (1964-68).....	701
8. Tamar Maclin (2001-05).....	697
9. Clint Thomas (1991-95).....	666
10. Carl Wilks (1958-62).....	662

Rebounding Average

1. Curtis Perry (1966-70).....	13.6
2. Mike Robinson (1978-80).....	12.5
3. Danny Bolden (1963-67).....	11.4
4. Alize Johnson (2016-18).....	11.1
5. Charlie Taylor (1957-59).....	10.9
6. Don Carlson (1963-67).....	10.7
7. William Doolittle (1970-74).....	9.9

8. Dennis Hill (1973-75).....	9.0
9. Lee Campbell (1988-90).....	8.9
10. Carl Wilks (1958-62).....	8.7

Field Goals

1. Daryel Garrison (1971-75).....	830
2. Curtis Perry (1966-70).....	766
3. Chuck Williams (1967-71).....	704
4. Kyle Weems (2008-12).....	681
5. Danny Bolden (1963-67).....	652
6. Jimmie Dull (1974-78).....	641
7. Johnny Murdock (1991-95).....	623
8. Danny Moore (1996-99).....	574
9. Gene Ruble (1946-50).....	532
Jim Gant (1962-66).....	532

Field Goal Attempts

1. Daryel Garrison (1971-75).....	1755
2. Curtis Perry (1966-70).....	1667
3. Chuck Williams (1967-71).....	1581
4. Kyle Weems (2008-12).....	1550
5. Johnny Murdock (1991-94).....	1522
6. Danny Bolden (1963-67).....	1461
7. Jimmie Dull (1974-78).....	1375
8. Jim Gant (1962-66).....	1305
9. Blake Ahearn (2003-07).....	1142
10. Kevin Ault (1996-2000).....	1123

Field Goal Percentage (min. 50g & 2.0 FG/game)

1. Lee Campbell (1988-90).....	680
2. Obediah Church (2015-18).....	629
3. Kelby Stuckey (1985-89).....	610
4. David Brewer (1986-91).....	601
5. Stan Worthy (1986-88).....	599
6. Eric Gray (1982-84).....	595
7. Randy Stange (1983-85).....	564
8. Greg Bell (1985-87).....	557
9. Mike Wallace (2000-02).....	5564
10. Ron Bruton (1998-2000).....	5555

Three-Point Field Goals

1. Blake Ahearn (2003-07).....	276
2. Johnny Murdock (1991-95).....	266
3. Kevin Ault (1996-2000).....	254
4. Kyle Weems (2008-12).....	240
5. Adam Leonard (2009-11).....	189
6. Austin Ruder (2013-17).....	173
7. Ryan Kreklow (2015-19).....	168
8. Spencer Laurie (2006-09).....	148
9. Ben Kandlbinder (1994-98).....	142
10. Ja'Monta Black (2019-pres.).....	120

Three-Point Field Goal Attempts

1. Johnny Murdock (1991-95).....	720
2. Blake Ahearn (2003-07).....	676
3. Kevin Ault (1996-2000).....	665
4. Kyle Weems (2008-12).....	641
5. Adam Leonard (2009-11).....	495
6. Austin Ruder (2013-17).....	476
7. Ryan Kreklow (2015-19).....	457
8. Ben Kandlbinder (1994-98).....	404
Spencer Laurie (2006-09).....	404
10. Dequon Miller (2015-17).....	335

Three-Point Field Goal Pct. (min. 0.75 3pt./game)

1. Winston Garland (1986-87).....	504
2. Jason Gilbert (2001-03).....	446
3. Josh Hotz (1995-97).....	429
4. Daniel Novak (2000-02).....	420
5. Deke Thompson (2004-06).....	414
6. Coleco Buie (1995-97).....	409
7. Blake Ahearn (2003-07).....	408
8. Dale Lamberth (2005-08).....	406
9. Keandre Cook (2018-20).....	401
10. Robert Yanders (2000-02).....	3947

Personal Fouls

1. Kyle Weems (2008-12).....	382
2. Clint Thomas (1991-95).....	338
3. Tamar Maclin (2001-05).....	327
4. Drew Richards (2005-08).....	325
5. William Fontleroy (1996-00).....	323
6. Deven Mitchell (2003-08).....	315
7. Jerry Anderson (1951-55).....	302
8. Anthony Boggs (1980-84).....	300
9. Ben Kandlbinder (1994-98).....	298
10. Jimmie Dull (1974-78).....	295

PF Disqualifications

1. Jimmie Dull (1974-78).....	19
2. Jerry Kirksey (1958-61).....	15
3. Kyle Weems (2008-12).....	15
4. Kelby Stuckey (1985-89).....	14
5. Scott Hawk (1974-78).....	13
6. Scott Brakebill (1998-2002).....	13
7. Ed Liliensiek (1977-81).....	12
8. Christian Kirk (2011-15).....	12
9. Five players with.....	11

Free Throws

1. Danny Moore (1996-99).....	538
2. Blake Ahearn (2003-07).....	435
3. Danny Bolden (1963-67).....	414
4. Kelby Stuckey (1985-89).....	378
5. Nathan Bilyeu (2003-07).....	351

6. Gene Ruble (1946-50).....	342
7. Deven Mitchell (2003-08).....	335
8. Johnny Murdock (1991-95).....	322
9. Jerry Anderson (1951-55).....	320
10. Jerry Kirksey (1958-61).....	319

Free Throw Attempts

1. Danny Moore (1996-99).....	685
2. Danny Bolden (1963-67).....	597
3. Kelby Stuckey (85-89).....	550
4. William Fontleroy (1996-2000).....	490
5. Curtis Perry (1966-70).....	488
6. Jerry Anderson (1951-55).....	487
7. Nathan Bilyeu (2003-07).....	485
8. Blake Ahearn (2003-07).....	460
9. Johnny Murdock (1991-95).....	445
10. Darryl Reid (1989-91).....	422

Free Throw Percentage (min. 50g & 1.5 FT/game)

1. Blake Ahearn (2003-06).....	947
2. Randy Stange (1983-85).....	855
3. Kevin Ault (1996-2000).....	843
4. Mark Lance (1980-82).....	8390
5. Kellen Easley (2002-06).....	8387
6. Robert Yanders (2000-02).....	835
7. Clay Holt (1986-88).....	831
8. Jermaine Mallett (2009-11).....	828
9. Jerry Stockard (1958-61).....	825
10. Marcus Marshall (2012-15).....	822

Assists

1. Randy Towe (1974-79).....	507
2. William Fontleroy (1996-2000).....	471
3. Arnold Bernard (1989-91).....	456
4. Andy Newton (1973-76).....	444
5. Brian Smith (1981-85).....	435
6. Basil Robinson (1982-87).....	391
7. Anthony Boggs (1980-84).....	377
8. Daryel Garrison (1971-75).....	374
9. Dorrian Williams (2012-16).....	373
10. Johnny Murdock (1991-95).....	367

MISSOURI STATE RADIO AND TV ROSTER



Demarcus Sharp
Guard, 6-3, 173, Senior
Charleston, Missouri



Isiah Mosley
Guard, 6-5, 194, Junior
Columbia, Missouri



Elijah Bridgers
Guard, 6-2, 172, Sophomore
Springfield, Missouri



Isaac Haney
Guard, 6-2, 176, Freshman
Springfield, Missouri



Ja'Monta Black
Guard, 6-4, 202, Junior
Columbia, Missouri



Donovan Clay
Guard/Forward, 6-8, 223, Junior
Alton, Illinois



Raphe Ayres
Guard, 6-5, 205, Sophomore
Arlington, Virginia



Jaylen Minnett
Guard, 6-1, 182, Senior
Terre Haute, Indiana



Melvyn Ebonkoli
Forward, 6-7, 229, Sophomore
Trappes, France



Keaton Hervey
Guard/Fwd, 6-7, 197, Senior
Cedar Park, Texas




Nic Tata
Forward, 6-10, 263, Junior
Melbourne, Australia



Lu'Cye Patterson
Guard, 6-1, 209, Freshman
Minneapolis, Minn.



Dawson Carper
Center, 7-0, 255, Junior
Colorado Springs, Colorado



Gaige Prim
Forward, 6-9, 235, Senior
Aurora, Colorado



Skylar Wicks
Guard, 6-5, 186, Freshman
Jersey City, N.J.



Dana Ford
Head Coach
Third Season



Corey Gipson
Associate Head Coach
Sixth Season



Jase Herl
Assistant Coach
Third Season



Sheldon Everett
Assistant Coach
Third Season