

2019 FOOTBALL GUIDE

Missouri State[®]



BEARUP!



@MOSTATEFOOTBALL

PLASTER STADIUM



Home of the Bears since 1941 ...

- Missouri State has drawn three of the top nine home crowds in program history since the renovation of Robert W. Plaster Stadium in 2014 and averaged just under 50,000 fans per season in that span.
- A Bears' program-record crowd of 18,386 witnessed MSU's 2014 home opener vs. North Dakota, while the 2015 home opener vs. Chadron State drew 17,835 spectators, good for the No. 2 attendance in school history.
- The Bears' 2014 season total attendance of 58,324 represented their best five-game home total since 1996.
- MSU has ranked among the top 50 FCS programs in average home attendance 23 times in the past 25 seasons. The Bears averaged 11,665 per game in 2014, which ranked 18th in all of NCAA Division I FCS Football.



Missouri State™

2019

Football Media Guide

1 - SEASON OUTLOOK

Table of Contents.....	1
Quick Facts.....	2
Pronunciation Guide.....	2

3 - PLAYERS

Returning Player Bios.....	4-33
Newcomer Bios	34-37
Team Rosters	38

39 - COACHES

Head Coach Dave Steckel	40-41
Justin Kramer / Marcus Yokeley	42
Stephen Bravo-Brown / Trent Figg.....	43
Kenji Jackson / Jake Morse.....	44
Chris Morton / Munir Prince.....	45
Marty Spieler	46
Lynn Mentzer / Adam Lang.....	47
Support Personnel.....	47
MSU Athletics Staff Directory	48

49 - SEASON REVIEW

Season Notes / Senior Summaries	50
2018 MSU Final Stats.....	51-52
Season Superlatives.....	53
Individual Game-by-Game Stats	54
Game-by-Game Summaries.....	55-60
2019 Spring Game Summary.....	60
2018 MVFC Team & Indiv. Stats.....	61-62
2018 MVFC Awards & Honors.....	63
Starters by Game / Final Standings.....	64
Valley Playoff History	64

65 - RECORDS & HISTORY

Game-by-Game Results.....	66-70
All-Time Series Records.....	71
MSU Coaching Records.....	71
Year-by-Year W-L Summary	72-73
Bears vs. Ranked Opponents.....	74
Year-by-Year Captains.....	74
MSU in Top 25	75
MSU Postseason History.....	76
Year-by-Year Team Statistics.....	77
Year-by-Year Individual Leaders.....	78-79
100-Yard Rushers & Receivers	80-81
200-Yard Passers	81
All-Time Lettermen & Coaches.....	82-87
All-Time Individual Awards	88-92
Individual Records	93-98
Team & Opponent Records	99-100
Plaster Stadium Records.....	100
Retired Jerseys.....	101
Plaster Stadium & Attendance....	102-103
Professional Signees.....	104

105 - OPPONENTS & MEDIA

2019 Opponent Capsules.....	106-109
Series Scores vs. 2019 Foes.....	110
Media Information.....	111
Ticket & Broadcast Information	112

2019 MSU Football Guide

The 2019 Missouri State Football Guide was written and designed by Rick Kindhart and Eric Doennig. Additional content was produced and designed by Emilee Jones with proofing assistance from Sidney Dotson, Ben Adamson, Morganne Lander, Matt Hevel and Tim McCall. Cover photos by Revel. All other photos are courtesy of MSU Visual Media Services: Bob Linder (director), Kevin White and Jesse Scheve. Additional images were contributed from MSU archives and various NFL properties. For additional information on Missouri State University football please contact us at (417) 836-5402 or visit MissouriStateBears.com. (Version 1, Aug. 13, 2019)

CoSIDA: In the category of FCS Football Media Guides, the 2017 Missouri State guide was judged **Best In Nation** by the College Sports Information Directors of America. The MSU guide received **Best Cover in the Nation** in 2016 and 2018.

Cover: On the cover of this year's media guide are seniors (from left) Angelo Garbutt, Peyton Huslig and McNeece Egbim. Cover concept by Emily McMillan.



UNIVERSITY INFORMATION

Year Founded 1905
 Location Springfield, Mo.
 Website www.MissouriState.edu
 Switchboard (417) 836-5000
 President Clifton M. (Clif) Smart III
 Enrollment (Fall 2018) 26,182
 Nickname Bears
 School Colors Maroon and White
 National Affiliation NCAA Division I (FCS)
 Conference Missouri Valley Football Conf.

INTERCOLLEGIATE ATHLETICS

Director of Athletics Kyle Moats
 Phone (417) 836-5244
 Faculty Ath. Representative Dr. James Hutter
 Tickets (417) 836-7678 | (888) 476-7849
 MissouriStateBears.com/Tickets

ATHLETICS COMMUNICATIONS

Main Office Phone (417) 836-5402
 Plaster Field Press Box (417) 836-5976
 Website MissouriStateBears.com
 Facebook Facebook/MissouriStBears
 Twitter @MissouriStBears,
 @MoStateFootball
 Office Hammons Student Ctr., Suite 300
 Shipping 901 S. National Ave.,
 Springfield, MO 65897
 Director (FB contact) Rick Kindhart
 Email RKindhart@missouristate.edu
 Direct Line (417) 836-4585
 Cell Phone (417) 849-5865
 Asst. Director (secondary FB) Eric Doennig
 Email EricDoennig@missouristate.edu
 Direct Line (417) 836-4586
 Cell Phone (417) 827-5327
 Assistant Director Ben Adamson
 Grad. Assts. Morganne Lander, Matt Hevel,
 Tim McCall
 Radio Flagship Station KTXR (101.3 FM)
 Announcers Art Hains (pbp), Dennis Heim

ROBERT W. PLASTER

Facility Robert W. Plaster Stadium (17,500)
 Surface Sporturf Powerhouse 3C 52H
 Opened 1941 (renovated 1991, 2014)
 All-Time Home Record 215-171-12, 77 yrs.
 Press Box Phone (417) 836-5976

TEAM INFORMATION & HISTORY

2018 MSU Season Record 4-7
 Home | Away 3-3 | 1-4
 Conference Record 2-6 (9th)
 Letterwinners Returning/Lost 44/16
 Returning Offense 20 | Defense 20 | ST 4
 Lost Offense 8 | Defense 8 | ST 0
 Additional Squad Members Returning 19
 Starters Returning/Lost 13/9
 Offense | Defense 6/5 | 7/4
 Returning All-Conference Players
 Angelo Garbutt (LB), McNeece Egbim (LB),
 Jordan Murray (TE), Tyler Currie (WR)
 First Year of Football 1909
 All-Time Record 469-500-39, 107 seasons
 All-Time NCAA FCS Playoff Record 1-2 (2 app.)

COACHING STAFF

Head Coach Dave Steckel (Kutztown, 1982)
 Record at Missouri State 12-32 (5th season)
 Overall Record 12-32 (5th season)
 Football Office Phone (417) 836-5343
 Defensive Coordinator Marcus Yokeley
 (Truman St., 2006)
 Linebackers, 5th season
 Offensive Coordinator Justin Kramer
 (Southern Illinois, 2005)
 Offensive Line, 5th season
 Assistant Coach Kenji Jackson
 (Missouri, 2011)
 Safeties, 5th season
 Assistant Coach Chris Morton
 (South Dakota, 2007)
 Defensive Line, 5th season
 Assistant Coach Munir Prince
 (Missouri, 2010)
 Cornerbacks, 5th season

Assistant Coach Trent Figg
 (William Jewell, 2008)
 Running Backs/Special Teams, 2nd season
 Assistant Coach Stephen Bravo-Brown
 (USF, 2014)
 Wide Receivers, 1st season
 Assistant Coach Marty Spieler
 (Allegheny [Pa.], 2004)
 Tight Ends, 1st season
 Assistant Coach Jake Morse
 (Baker, 2013)
 Quarterbacks, 1st season
 Football Operations Lynn Mentzer
 Quality Control - Def Brad Jarman
 Quality Control - Def Corey Sudhoff
 Quality Control - ST Connor Benado
 Quality Control - Off Desmond Noird
 Quality Control - Off Jordan Walsh
 Strength & Conditioning Adam Lang
 Equipment Manager Lucas Gant

2019 Missouri State Football Schedule

Date	Opponent	Site	Time
Thu., Aug. 29	Northern Arizona University Pluto	Flagstaff, Ariz.	8:00 p.m.
Sat., Sept. 14	Tulane University ESPN3	New Orleans, La.	7:00 p.m.
Sat., Sept. 21	Kennesaw State Univ. KOZL/ESPN+ (Home Opener, Family Weekend, Youth Day)	Springfield	2:00 p.m.
Sat., Oct. 5	Western Illinois University* ESPN+	Macomb, Ill.	3:00 p.m.
Sat., Oct. 12	Univ. of South Dakota* MVFC/ESPN3 (SGF Community Appreciation Day)	Springfield	2:00 p.m.
Sat., Oct. 19	North Dakota State University* ESPN+	Fargo, N.D.	2:30 p.m.
Sat., Oct. 26	University of Northern Iowa* ESPN+ (Homecoming)	Springfield	2:00 p.m.
Sat., Nov. 2	South Dakota State University* ESPN3 (Hosting Heroes Day)	Springfield	2:00 p.m.
Sat., Nov. 9	Southern Illinois Univ.* MFVC/ESPN3	Carbondale, Ill.	2:00 p.m.
Sat., Nov. 16	Illinois State University* ESPN+	Normal, Ill.	12:00 p.m.
Sat., Nov. 23	Indiana State University* ESPN+ (Senior Day)	Springfield	2:00 p.m.

Home Games (bold) at Robert W. Plaster Stadium, Springfield, Mo. ■ All times Central

*Missouri Valley Football Conference games ■ Season tickets - call (417) 836-8899.

Bears Pronunciation Guide

Jadan Abdallah Ab-DOLL-uh
 Armand Baker R-mond
 Landon Bebee sounds like B.B.
 Edd Becton ED
 Arian Bhat AIR-ee-inn BOTT
 Jackson Blauw rhymes with LAW
 Remy Bilodeau BILL-uh-doh
 Kobe Brandt COE-bee
 Carson Buddemeyer bud
 Grant Burkett bur-KET
 Jacques Carter jah-KWeZ
 Mauricio Chio moe-REETZ-ee-oh
 CHEE-oh
 Godey Coleus GOTTy coal-EE-us
 Lucas Eatman EAT-min
 McNeece Egbim EGG-bimm

Angelo Garbutt GARR-bit
 J.T. Granato gruh-NOT-oh
 Jordan Guilfooy GILL-foy
 Zion Hardy rhymes with tie-on
 Nick Hessefort HESSY-fort
 Peyton Huslig HUGH-slig
 Derek Kohler COAL-er
 Parker Lacina luh-SEE-nuh
 Tyler Lovelace LOVE-lace
 Nick Nielsen KNEEL-son
 Taiwo Oluwafunmila TY-woe
 oh-lou-uh-fun-ME-uh
 Calvin Ribera rib-ERA
 Aaron Samek sammick
 Ethan Swanegan SWAN-again
 Damoria Vick duh-MORE-ee-ay

Justin Wardlaw WARD-law
 Alan Warsham worsh-um
 Kylin Washington KIE-lynn
 Alan Worsham WAR-shim

Coach Kenji Jackson KEN-juh
 Coach Jake Morse
 rhymes with horse
 Coach Munir Prince moo-NEAR
 Coach Marty Spieler SPEE-lur





PLAYERS



80

Isaiah Allred

Wide Receiver • Sophomore • Height: 6-3 • Weight: 201
Hometown: Van, Texas • High School: Van High
Major: Sociology • Experience: 1 Letter | 2 Yrs. Squad

2018: Earned playing time in 8 games as a redshirt freshman, primarily on special teams ... Did not record any pass receptions ... Played in 5-of-6 home games ... Had 2 receptions for 11 total yards in the Bears' Maroon and White Spring Game (4/19/18).

2017: Redshirted his first season at Missouri State.

High School: Completed a banner senior season for Van (Texas) High School in 2016 by earning Texas Class 4A All-State honorable mention recognition from the Associated Press ... Hauled in 67 receptions for over 1,200 yards and 17 touchdowns for coach Jared Moffatt ... Helped lead the Vandals to a district title and a 12-2 overall record while picking up all-district honors for the second-straight year ... Was also a standout basketball player at Van, starting his last two seasons.

Personal: Isaiah James Allred was born 8/4/98 in Tyler, Texas ... Son of Jason and Heather Allred of Van, Texas ... Has two brothers, Jett and Cael ... Majoring in Sociology.



81

Armand Baker

Tight End • Sophomore • Height: 6-4 • Weight: 248
Hometown: Liberty, Mo. • High School: Liberty North High
Major: Public Relations • Experience: 2 Yrs. Squad

Caught a pair of passes for a total of 12 yards in Maroon and White Spring Game (4/18/19).

2018: Played in 4 games as a redshirt freshman tight end ... Snagged a pair of passes for 16 yards -- with a long of 11 -- in win over Illinois State (9/29/18) ... Returned a pair of kickoffs for 10 yards in win over Lincoln in home opener (9/6/18) ... Recorded a special teams tackle in win over No. 20 Northern Arizona (9/15/18) ... Made his MSU debut in season opener at Oklahoma State (8/30/18) on FS1 ... Had a 15-yard reception in the Bears' Maroon and White Spring Game (4/19/18).

2017: Redshirted his first season at Missouri State.

High School: A three-sport standout at Liberty (Mo.) North High School, Baker earned All-Suburban Red Conference honors at three different positions as a senior for coach Ken Clemmens ... Despite playing just two years of high school football, Baker excelled at tight end for the Eagles in 2016, picking up unanimous first-team all-conference recognition to go along with second-team honors as both a punter and linebacker ... Started his junior season, despite not playing since the seventh grade, and helped to a 9-3 record, conference title and state playoff run ... Also competed in wrestling, baseball and track and field.

Personal: Armand Blaze Baker was born 7/24/99 in Liberty, Mo. ... Son of Jim Baker of Liberty ... Has a sister, Zoey ... Majoring in Public Relations.

CAREER STATS SUMMARY

Year	G-GS	TC	Yds	TD	Rec	Yds	Avg	Lg	TD
2018	4-0	0	0	0	2	16	8.0	11	0
Total	4-0	0	0	0	2	16	8.0	11	0

Kickoff Returns: 2-10 (long 9). Tackles: 1.



CAREER HIGHS

Receptions: 2 (vs. Illinois St., 9/29/18); **Rec. Yards:** 16 (vs. Illinois St., 9/29/18); **TD:** none;
Long Rec.: 11 (vs. Illinois St., 9/29/18).



Armand Baker



Edd Becton



91

Edd Becton

Defensive Tackle • Sophomore • Height: 5-11 • Weight: 276
Hometown: Florissant, Mo. • High School: Hazelwood Central High
Major: Sociology • Experience: 1 Letter | 1 Yr. Squad

2018: Was a significant contributor as a redshirt freshman, earning 7 starts at defensive tackle ... Led all MSU freshmen with 23 total tackles, including 1.5 for loss ... Recorded 3 total tackles in 5 different games, including 3 solos and a QB hurry vs. Western Illinois (10/20/18) ... Was in on 2 solo tackles, 3 total stops and a TFL in road win at Indiana State (10/13/18) ... Recorded a pair of solo tackles and one for loss at UNI (11/17/18) ... Also brought down 3 ball carriers in win over Northern Arizona (9/15/18), at South Dakota (10/6/18), and at North Dakota State (11/10/18) ... Brought down 4 ball carriers in the MSU Maroon and White Spring Game (4/19/18).

2017: Redshirted his first season at Missouri State.

High School: A dominant two-way athlete, Becton starred on both the offensive and defensive lines for Hazelwood Central High School in suburban St. Louis, earning first-team Missouri Class 6 All-State recognition from both the media and coaches as a senior ... Was a two-time all-conference honoree for coach Van Vanatta ... Helped the Hawks to an 11-1 season and a state quarterfinal appearance in 2016 before blossoming in his final prep season, when he was named the Suburban XII North Conference Lineman of the Year ... Was part of four conference championship teams in his prep career and was second-team all-conference as a junior ... Was also a shot and discus thrower on the track team.

Personal: Edward Roosevelt Becton was born 6/22/99 in St. Louis, Mo. ... Son of Edward and Bertharee Becton of Florissant, Mo. ... Has three brothers -- Christopher, Anthony and Matthew -- and two sisters -- Jeanell and La'Shonda ... Majoring in Sociology.

CAREER STATS SUMMARY

Year	G-GS	UT	AT	TT	TFL	Sk-Yd	Int-Yd	PD	FF-R
2018	11-7	11	12	23	1.5	0-0	0-0	0	0-0
Total	11-7	11	12	23	1.5	0-0	0-0	0	0-0



CAREER HIGHS

Tackles: 3 (done 5 times, last vs. North Dakota St., 11/10/18); **Solos:** 3 (vs. Western Ill., 10/20/18); **TFL:** 1.0 (at UNI, 11/17/18); **Sacks:** none; **Interceptions:** none.



73

Landon Bebee

Offensive Line • Redshirt Freshman • Height: 6-3 • Weight: 294
Hometown: Webb City, Mo. • High School: Webb City High
Major: Sport & Park Administration • Experience: 1 Yr. Squad

2018: Redshirted as a true freshman after seeing action in just 2 games ... Played in Southern Illinois game (10/27/18) in his debut at home before an appearance at South Dakota State (11/3/18).

High School: A three-year letterman as an offensive lineman for perennial powerhouse Webb City (Mo.) High ... Earned Missouri Class 4 all-state and all-regional honors for coach John Roderique in 2016 and 2017, helping the Cardinals to their 14th state title and 15-0 ledger as a senior ... Was also All-Central Ozarks Conference and all-district in senior season for conference championship club ... Valuable part of Webb City's state runner-up squad in 2015, as the Cardinals amassed a 53-5 overall record during his four-year prep career.

Personal: Landon Gene Bebee was born 1/1/00 in Webb City, Mo. ... Son of Gene and Melody Bebee of Webb City, Mo. ... Has two brothers, Preston and Hayden, and a sister, Melody ... Majoring in Sport and Park Administration.



98

Arian Bhat

Defensive Tackle • Redshirt Freshman • Height: 6-2 • Weight: 274
Hometown: Denton, Texas • High School: Guyer High
Major: Administrative Management • Experience: 1 Yr. Squad

Brought down 4 ball carriers in Maroon and White Spring Game (4/18/19) with one solo stop.

2018: Redshirted as a true freshman after playing in 4 contests ... Saw action in 4-of-6 home games and finished with 3 assisted tackles ... Notched a pair of assisted tackles in home opener vs. Lincoln (9/6/18) ... Had a tackle vs. Southern Illinois (10/27/18) at home.

High School: Bhat was a three-year starter on Denton (Texas) Guyer High's defensive line ... Earned first-team all-district and all-area honors as a senior in 2017, helping coach John Walsh's squad to a 7-4 overall finish ... Also earned a second-team all-district nod as a junior.

Personal: Arian Shahzad Bhat was born 10/9/99 in Miami, Fla. ... Son of Tariq Butt and Shazia Karim of Denton, Texas ... Has two brothers, Ashar and Wasay ... Majoring in Administrative Management.

CAREER STATS SUMMARY

Year	G-GS	UT	AT	TT	TFL	Sk-Yd	Int-Yd	PD	FF-R
2018	4-0	0	3	3	0	0-0	0-0	0	0-0
Total	4-0	0	3	3	0	0-0	0-0	0	0-0



Arian Bhat



67

Remy Bilodeau

Offensive Line • Redshirt Freshman • Height: 6-3 • Weight: 282
Hometown: Springfield, Mo. • High School: Glendale High
Major: Undeclared • Experience: 1 Yr. Squad

2018: Redshirted as a true freshman ... Named to MSU Athletic Director's Honor Roll for spring semester.

High School: Four-year starter for coach Mike Mauk at Springfield's Glendale High ... Earned first-team all-district, all-area, and all-conference his junior and senior seasons for the Falcons with second-team all-state selections both years ... Part of an 11-1 campaign his junior year that included conference and district titles ... Was a second-team all-conference and all-district pick his sophomore year while getting all-state honorable mention accolades.

Personal: Remy Alonzo Bilodeau was born 1/9/00 in Springfield, Mo. ... Son of Michael Bilodeau and Carole Applegate of Springfield ... Has a brother, Simon ... Undecided on major.

CAREER HONORS

MSU Athletic Director's Honor Roll: (Spring 2019).



77

Kobe Brandt

Offensive Line • Redshirt Freshman • Height: 6-6 • Weight: 305
Hometown: Columbia, Mo. • High School: Rock Bridge High
Major: Undeclared • Experience: 1 Yr. Squad

2018: Played in 3 games as a true freshman while maintaining redshirt criteria ... Made his debut vs. Lincoln (9/6/18) in home opener ... Also played in home game vs. national champion North Dakota State (11/10/18) and at UNI (11/17/18) in season finale.

High School: A highly-touted lineman, Brandt was a three-year starter at left tackle at Rock Bridge High in Columbia, Mo., earning first-team all-state honors in 2017 ... Helped coach Van Vanatta's Bruins to a 9-2 record and playoff run his senior year, earning all-district honors for the second straight season ... Also played basketball two seasons for legendary coach Jim Scanlon.

Personal: Kobe James Brandt was born 2/20/00 in Columbia, Mo. ... Son of Kendall Brandt and Nicki Bonham of Columbia ... Has a sister, Ashley ... Undecided on academic major.



83

Ja'Ron Burks

Wide Receiver • Redshirt Freshman • Height: 6-3 • Weight: 192
Hometown: Raytown, Mo. • High School: Raytown South High
Major: Communication Studies • Experience: 1 Yr. Squad

2018: Redshirted as a true freshman.

High School: A three-sport standout at Raytown (Mo.) South High ... Helped Cardinals to a 6-5 ledger and state playoff appearance in 2017 ... Was also a starting power forward on the basketball team at Raytown South as well as a jumper and sprinter in track.

Personal: Ja'Ron De'Ante Burks was born 8/19/99 in Kansas City, Mo. ... Son of Joe Burks and Monica Jackson of Raytown, Mo. ... Has a brother, Jaheim and a sister, Jonice ... Majoring in Communication Studies.



78

Charles Carter

Offensive Line • Junior • Height: 6-5 • Weight: 310
Hometown: Belton, Mo. • High School: Belton High
Major: History Education • Experience: 1 Letter | 3 Yrs. Squad

2018: Played in 9 games as a sophomore offensive lineman ... Earned a pair of starts at right guard -- at South Dakota State (11/3/18) and vs. North Dakota State (11/10/18) ... Earned MVFC Commissioner's Academic Excellence Award and recognized on MVFC Honor Roll ... Named to MSU Athletic Director's Honor Roll for fall and spring semesters.

2017: Saw action in one game as a redshirt freshman with an appearance in the Illinois State (9/23/17) home game ... Earned MVFC Commissioner's Academic Excellence Award and MVFC Honor Roll laurels ... Was also named to MSU Athletic Director's Honor Roll for Fall 2017 and Spring 2018 semesters.

2016: Redshirted as a true freshman ... Earned MSU Athletic Director's Honor Roll distinction for fall and spring semesters ... Also named to MVFC Honor Roll.

High School: Was named a second-team Class 5 All-State selection from both the Missouri Football Coaches Association and AP as a senior in 2015 ... Was part of an 8-4 playoff run for coach Todd Vaughn his senior season ... The offensive lineman also picked up second-team Kansas City Star All-Metro recognition and first-team All-Suburban Blue Conference honors while being named to Belton's Leadership Council his last two seasons ... Also participated in wrestling and track for the Pirates, lettering in both sports and winning a conference title in wrestling.

Personal: Charles Russell Carter, Jr., was born 11/22/97 in Salina, Kan. ... Son of Charles Carter, Sr., and Lillian Napoleon of Belton, Mo. ... Has a brother, Cody and a sister, Chelsea ... Plans to major in History Education.

CAREER HONORS

MVFC Commissioner's Academic Excellence Award: 2017, 2018; MVFC Honor Roll: 2016, 2017, 2018; MSU Athletic Director's Honor Roll: (Fall 2016, Spring 2017, Fall 2017, Spring 2018, Fall 2018, Spring 2019).



Charles Carter



47

Kam Carter

Safety • Senior • Height: 6-1 • Weight: 197
Hometown: Arlington, Texas • High School: Arlington High
Major: Finance • Experience: 3 Letters | 4 Yrs. Squad

2018: Started all 11 games at free safety as a junior ... Finished 4th on the team with 65 total stops ... His 41 solo tackles tied for third best on the team ... Broke up 4 passes on the year ... Notched season-best 12 total tackles in season opener at Oklahoma State (8/30/18) with 11 solo stops and a tackle for loss in Stillwater ... Brought down 10 ball carriers against South Dakota State (11/3/18) with 6 solos and a pass break-up ... Tallied 9 stops with 5 solos against Western Illinois (10/20/18) ... Broke up 2 passes against No. 1 North Dakota State (11/10/18) ... Forced a fumble and had a pass break-up in win over No. 20 Northern Arizona ... Ended campaign with 7 tackles at UNI (11/17/18).

2017: Notched 50 tackles as a sophomore safety with 11 appearances ... Was one of the top 50 players in the MVFC in tackles per game after bringing down 4.5 ball carriers per game ... Posted career-best 12 tackles in win at Southern Illinois (11/4/17) with 8 solos ... Was also in on 7 stops at North Dakota (9/9/17) with 5 solos and vs. Indiana State (10/28/17) with 4 solos ... Notched tackles for loss in win over Murray State (9/16/17) and vs. UNI (11/11/17).

2016: Played in all 11 games, earning 5 starts as a redshirt freshman ... Brought down 35 ball carriers for the season from his safety spot ... Dropped 7 ball carriers at South Dakota State (11/5/16), including 3 solos ... Recorded season-high 4 solo tackles twice -- in win at Murray State (9/10/16) and at Northern Iowa (10/22/16) ... Recorded 5 tackles in win over SIU at Plaster Stadium (10/29/16) ... Earned MSU Athletic Director's Honor Roll distinction for fall and spring semesters ... Also named to MVFC Honor Roll ... Posted an assist in spring Maroon and White Game (4/27/17).

2015: Redshirted as a true freshman at Missouri State ... Notched 3 total tackles in Maroon and White Spring Game (4/23/16).

High School: Coming off a stellar senior campaign at Arlington (Texas) High where he notched 92 tackles for Coach Scott Peach ... Earned Class 15 5A all-district first-team safety honors twice ... Was a two-year starter for the Colts ... As a junior, he snagged 3 interceptions to go with his 51 solo stops, 97 total tackles and 10 passes defended in a 6-5 campaign ... Arlington was 10-3 his sophomore season ... Also excelled as a sprinter and 4x400-meter relay specialist for the Arlington track team.

Personal: Kameron Wayne Carter was born 4/7/97 in Waco, Texas ... Son of David and Charlotte Carter of Arlington, Texas ... Has a brother, Kyle, and a sister, Kiara ... Father played football at Angelo State ... Majoring in Finance.

CAREER STATS SUMMARY

Year	G-GS	UT	AT	TT	TFL	Sk-Yd	Int-Yd	PD	FF-R
2016	11-5	19	16	35	0.0	0-0	0-0	0	0-0
2017	11-6	32	18	50	2.0	0-0	0-0	2	0-0
2018	11-11	41	24	65	3.0	0-0	0-0	4	1-0
Total	33-22	92	58	150	5.0	0-0	0-0	6	1-0



CAREER HIGHS

Tackles: 12 (at Southern Ill., 11/4/17, at Okla. St., 8/30/18); **Solos:** 11 (at Okla. St., 8/30/18); **TFL:** 1.0 (4 times, last vs. Illinois St., 9/29/18); **Sacks:** none; **Interceptions:** none.

CAREER HONORS

MVFC Honor Roll: 2016; MSU Athletic Director's Honor Roll: (Fall 2016, Spring 2017).



Kam Carter



44

Mauricio Chio

Tight End • Senior • Height: 6-1 • Weight: 237
Hometown: Olathe, Kan. • High School: Olathe North High
Major: Communication Studies • Experience: 1 Letter | 1 Yr. Squad

2018: Played in 9 games in his first season in Springfield ... Hauled in 3 receptions from his tight end position, including his first catch for a season-best 11 yards in home opener against Lincoln (9/6/18) ... Caught a 3-yard TD pass against Southern Illinois (10/27/18) ... Also caught a pass against No. 20 Northern Arizona (9/15/18) ... Recorded only tackle of season in opener at Oklahoma State (8/30/18) ... Caught a 33-yard pass from J.T. Granato in MSU's Maroon and White Spring Game (4/19/18) in his first semester as a Bear.

Coffeyville CC: Was a two-time All-KSCCC selection at fullback for coach Aaron Flores at Coffeyville (Kan.) Community College where he also played tight end and special teams ... Started all 22 games the past two seasons for the Red Ravens.

High School: Was a three-year starter for coach Gene Wier at Olathe (Kan.) North High where he was a member of an 11-1 conference championship team as a senior before an injury-shortened 2014 campaign ... Eagles won back-to-back district, regional and sub-state titles his final two years ... Earned All-Sunflower honorable mention laurels at WR his junior season ... Finished sixth in the 110-meter hurdles and seventh in the 300-meter hurdles at the Kansas 6A track meet his junior year.

Personal: Mauricio Alberto Chio was born 2/14/96 in Chihuahua, Mexico ... Son of Javier Chio and Laura Mendez of Olathe, Kan. ... Has two brothers, Andres and Fabian ... Majoring in Communication Studies.

CAREER STATS SUMMARY

Year	G-GS	TC	Yds	TD	Rec	Yds	Avg	Lg	TD
2018	9-0	0	0	0	3	20	6.7	11	1
Total	9-0	0	0	0	3	20	6.7	11	1

Kickoff Returns: 1-8 (long 8); Tackles: 1.

CAREER HIGHS

Receptions: 1 (done 3 times, last vs. Southern Ill., 10/27/18); **Rec. Yards:** 11 (vs. Lincoln (9/6/18); **TD:** 1 (vs. Southern Ill., 10/27/18); **Long Rec.:** 11 (vs. Lincoln (9/6/18).





Godey Coleus

Defensive Tackle • Redshirt Soph. • Height: 6-2 • Weight: 267
Hometown: Tampa, Fla. • High School: Wharton High
Major: Communication Studies • Experience: 1 Yr. Squad

2018: Played in a pair of games before a season-ending injury his sophomore season ... Had a pair of solo stops in season opener at Oklahoma State (8/30/18) ... Racked up 3 tackles in home opener against Lincoln (9/6/18) with a pair of solos and a sack for 8 yards ... Named to MSU Athletic Director's Honor Roll for spring semester ... Had 3 total stops, including a pair for loss, with a sack in MSU's Maroon and White Spring Game (4/19/18) in his first semester in Springfield.

Hinds CC: Was the starting defensive tackle in 2017 for coach Larry Williams at Hinds Community College in Raymond, Miss., where he was part of a 6-3 season.

High School: Was a three-year starter on the defensive line for coach David Mitchell at Wharton (Fla.) High ... Helped the Wildcats to an 8-2 ledger his senior season in 2015 as a second-team all-conference pick ... Earned first-team all-league laurels as a junior for a Class 8A playoff program.

Personal: Godey Prince Coleus was born 8/17/97 in Orlando, Fla. ... Son of Geneva Innocent of Wesley Chapel, Fla. ... Has three brothers, Theley, Coril and Derrick ... Majoring in Communication Studies.

CAREER STATS SUMMARY

Year	G-GS	UT	AT	TT	TFL	Sk-Yd	Int-Yd	PD	FF-R
2018	2-0	4	1	5	2.0	1-8	0-0	0	0-0
Total	2-0	4	1	5	2.0	1-8	0-0	0	0-0



CAREER HIGHS

Tackles: 3 (vs. Lincoln, 9/6/18); **Solos:** 2 (at Okla. St., 8/30/18, vs. Lincoln, 9/6/18); **TFL:** 1.0 (at Okla. St., 8/30/18, vs. Lincoln, 9/6/18); **Sacks:** 1 (vs. Lincoln, 9/6/18); **Interceptions:** none.

CAREER HONORS

MSU Athletic Director's Honor Roll: (Spring 2019).



Chandler Collins



Chandler Collins

Tight End / Long Snapper • Senior • Height: 6-4 • Weight: 235
Hometown: Springfield, Mo. • High School: Glendale High
Major: History • Experience: 3 Letters | 4 Yrs. Squad

2018: Played in all 11 games as the Bears' starting long snapper ... Graded out at 94 percent on all long snaps this season and was perfect on field goal and PAT tries ... Exceptional efficiency ratio on PAT, field goal, and punt long snaps ... Recorded a pair of special teams tackles at South Dakota State (11/3/18) ... Downed six punts his junior season ... Named by Phil Steele as an all-conference third team selection.

2017: Starting long snapper as a sophomore with an impressive efficiency ratio ... Finished campaign with 5 total tackles, including 2 apiece in win over Murray State (9/16/17) and at Youngstown State (11/18/17) with a pair of solos at YSU ... Earned MVFC Honor Roll laurels ... Named to MSU Athletic Director's Honor Roll for Fall 2017 semester.

2016: Earned the club's top long-snapping position as a redshirt freshman, playing in all 11 games ... Was a standout special teams performer on punts, extra points and field goal situations.

2015: Redshirted as a true freshman in 2015.

High School: Was a three-year starter at tight end for coach Mike Mauk at Glendale High in Springfield ... Was co-captain for the Falcons as a senior, while earning 2014 all-district, All-Ozarks and Class 6 all-state honors ... Highlight of senior campaign was snagging 14 receptions for 170 yards in win over Rolla ... Was also a three-year starter in basketball (power forward) and in baseball (first baseman) at Glendale.

Personal: Chandler Keith Collins was born 9/19/96 in Bakersfield, Calif. ... Son of Cameron and Gaye Collins of Springfield, Mo. ... Has a brother, Augie ... Majoring in History.

CAREER HONORS

Phil Steele All-Conference: 2018 (3rd Team); MVFC Honor Roll: 2017; MSU Athletic Director's Honor Roll: (Fall 2017).



Tyler Currie



11

Tyler Currie

Wide Receiver • Senior • Height: 6-3 • Weight: 206
Hometown: Cordova, Tenn. • High School: St. Benedict High
Major: General Studies • Experience: 2 Letters | 2 Yrs. Squad

2018: All-MVFC honorable mention selection as a junior ... Named by Phil Steele as an all-conference third team selection ... Started 9-of-11 games ... Shared team lead with 35 receptions and led club with 548 yards and 5 receiving TDs ... Ranked fifth in the MVFC and 79th nationally in yards per reception (15.66) while his 5 receiving touchdowns ranked 90th nationally and 8th in Valley ... Also ranked 130th nationally in receiving yards (548) ... Had multiple receptions in 7 games and posted catches in 10-of-11 contests ... Finished 3rd on the team in scoring ... Led Bears with 555 all-purpose yards for the season ... Posted season-high 7 receptions for 113 yards at South Dakota on (10/6/18) ... Had a pair of TDs on 5 receptions for 84 yards vs. Southern Illinois (10/27/18) ... Posted 4 catches for 78 yards and a TD at South Dakota State on (11/3/18) ... Produced 5 catches for 63 yards against Western Illinois (10/20/18) ... Had season-best 38-yard reception vs. No. 1 North Dakota State (11/10/18) ... Named to MSU Athletic Director's Honor Roll for spring semester ... Caught a 42-yard touchdown pass from Peyton Huslig at Maroon and White Spring Game (4/19/18), the game's only offensive touchdown.

2017: Caught 7 passes for a total of 59 yards in his first season at Missouri State ... Earned 3 starts in 10 appearances ... Had only multiple-reception game at North Dakota State (9/30/17) with 2 catches for 19 yards ... Had season-long 18-yard gain at home against Illinois State (9/23/17) ... Converted a 2-point conversion in season opener at Missouri (9/2/17) ... Had 4 receptions for 142 yards and a TD in the Maroon and White Spring Game (4/27/17), including a 66-yard TD pass from fellow newcomer Peyton Huslig.

Butler CC: Spent two seasons at Butler (Kan.) Community College where he helped coach Jim Shaffner's club to a 9-2 mark his sophomore year after a 7-5 record his freshman season ... Played in 7 games in the 2016 season.

High School: Was a two-time Memphis all-metro selection at Saint Benedict at Auburndale High School in suburban Memphis and helped the Eagles to a five-win improvement in his final prep season ... Was team captain his senior season in 2015 ... Named to Memphis "Best of the Preps" as a junior and senior as part of all-metro laurels ... Also starred on the hardwood in high school, earned Tennessee Division 2-AA All-State laurels as a senior in 2015.

Personal: Tyler Ladarius Currie was born 8/28/97 in Memphis, Tenn. ... Son of Daren and Rachell Currie of Cordova, Tenn. ... Has a brother, Darren Jr., and a sister, Kaneisha ... Majoring in General Studies.

CAREER STATS SUMMARY

Year	G-GS	TC	Yds	TD	Rec	Yds	Avg	TD	Lg
2017	10-3	1	-4	0	7	59	8.4	0	18
2018	11-9	1	7	0	35	548	15.7	5	38
Total	21-12	2	3	0	42	607	14.4	5	38

100-Yard Receiving Games: 1. Tackles: 1.

CAREER HIGHS

Receptions: 7 (at South Dakota, 10/6/18); **Rec. Yards:** 113 (at South Dakota, 10/6/18); **TDs:** 2 (vs. Southern Ill., 10/27/18). **Long Rec:** 38 (vs. North Dakota St., 11/10/18).

CAREER HONORS

All-MVFC: 2018 (HM); Phil Steele All-Conference: 2018 (3rd); MSU Athletic Director's Honor Roll: (Spring 2019).



55

Andrew Colvin

Offensive Line • Senior • Height: 6-3 • Weight: 297
Hometown: Gainesville, Fla. • High School: Santa Fe High
Major: Sociology • Experience: 1 Yr. Squad

2018 Played in two games his junior season ... Played in season opener at Oklahoma State (8/30/18) before seeing time in home opener against Lincoln (9/6/18).

Butler CC: Played 2017 season for coach Tim Schaffner at Butler (Kan.) Community College where the Grizzlies were 8-3 ... Started and earned All-MCAC second-team honors as a freshman at Mesabi Range (Minn.) Community College in 2016 ... Also earned dean's list distinction as a freshman ... Originally signed with Savannah State out of high school.

High School: Was a two-time all-area pick for coach Bill Wiles at Santa Fe High in Alachua, Fla., and participated in the Georgia vs. Florida Border War All-Star Game ... Helped Raiders to a 7-3 record his senior year ... Earned honorable mention all-area his junior year.

Personal: Andrew Lavon Colvin was born 2/13/96 in Trenton, N.J. ... Son of Marshaneet Bishop of Gainesville, Fla. ... Has three sisters, Saritha, Shanderin, and Shynsha ... Majoring in Sociology.



35

Donovan Daniels

Running Back • Junior • Height: 5-10 • Weight: 196
Hometown: St. Louis, Mo. • High School: Webster Groves High
Major: General Business • Experience: 1 Letter | 1 Yr. Squad

Posted team-highs with 13 carries for 63 yards and a 21-yard touchdown run in Maroon and White Spring Game (4/18/19) with 3 pass receptions.

2018: Played all 11 games ... Racked up 261 rushing yards to finish fourth on the club, while his 65 carries ranked third ... Notched back-to-back 60-yard rushing games at South Dakota (10/6/18) and at Indiana State (10/13/18), carrying 15 times in each contest ... Also posted a pair of rushing touchdowns in win at Indiana State ... Had 3 pass receptions for 14 yards at South Dakota State (11/3/18) ... Posted 4 touchdowns in four games from 9/15/18 to 10/13/18.

Phoenix College: Was a starting running back at Phoenix (Ariz.) College in 2017 for coach Rubin Pflugrad ... Earned second-team All-ACCAC honors after collecting 243 yards on 79 carries with a pair of touchdowns while collecting 26 pass receptions for 207 yards.

High School: Earned Class 5 All-State and Post-Dispatch Super 30 honors as a senior at Webster Groves (Mo.) High for coach Cliff Ice's Statesmen ... Collected a school-record 1,503 all-purpose yards as a senior in 2016, with 858 rushing yards on 175 carries and 12 touchdowns ... Also completed 64.3 percent of his pass attempts for 399 yards and 3 TDs and caught 17 passes for 311 yards as a senior ... Was a four-time All-Suburban South Conference pick and two-time all-district selection ... Compiled 1097 all-purpose yards his junior season with 601 rushing yards on 117 attempts and 307 receiving yards on 26 catches ... Was part of a district championship team his freshman season that advanced to the state semifinals and finished 9-2 overall.

Personal: Donovan Alexander Daniels was born 11/2/98 in Jacksonville, Fla. ... Son of Bryan and Angela Daniels of St. Louis, Mo. ... Has a brother, Aaron, and a sister, Danielle ... Mother played basketball at Florida ... Majoring in General Business.

CAREER STATS SUMMARY

Year	G-GS	TC	Yds	TD	Lg	Rec	Yds	Avg	TD
2018	11-0	65	261	4	22	5	30	6.0	0
Total	11-0	65	261	4	22	5	30	6.0	0

Tackles: 1.

CAREER HIGHS

Carries: 15 (at South Dakota, 10/6/18, at Indiana St., 10/13/18); **Rush Yards:** 62 (at Indiana St., 10/13/18); **TD:** 2 (at Indiana St., 10/13/18); **Long Rush:** 22 (at South Dakota, 10/6/18); **Receptions:** 3 (at South Dakota St., 11/3/18); **Rec. Yards:** 14 (at South Dakota St., 11/3/18); **Long Rec.:** 11 (vs. Western Ill., 10/20/18).



6

Aaron Denson

Wide Receiver • Senior • Ht: 6-0 • Wt: 187
Hometown: Fort Worth, Texas • High School: Richland High
Major: Public Relations • Experience: 3 Letters | 3 Yrs. Squad

Snagged 4 pass receptions (22 yards) in 2019 MSU Maroon and White Spring Game (4/18/19).

2018: Played in 8 games and earned 3 starts his junior season ... Finished year with 8 receptions for 105 yards and 110 all-purpose yards ... Logged season-high 5 catches in home opener against Lincoln (9/6/18) for 70 yards, including a season-long 33-yard pass reception ... Notched an 18-yard catch in win at Indiana State (10/13/18) ... Had a pair of pass receptions in Maroon and White Spring Game (4/19/18), including a 14-yarder.

2017: Played in 10 games as a sophomore with a pair of starts, including the win at Southern Illinois (11/1/17) ... Caught a season-long 26-yard pass against Northern Iowa (11/11/17) ... Also had a reception in home win over Murray State (9/16/17).

2016: Played in 10 games as a true freshman, snagging 8 receptions for 89 yards ... Had 2 receptions in debut in win over Southwestern College (9/1/16), including an 11-yarder ... Tied a 14-yard catch at UNI (10/22/16) ... Had best game in season finale against Youngstown State (11/19/16) with 2 receptions for 40 yards, including a season-long 21-yarder and also had a 4-yard carry against the Penguins ... Finished season with 91 all-purpose yards ... Posted a 31-yard pass reception in Maroon and White Spring Game (4/27/17).

High School: Was an honorable mention choice of the Texas AP Sports Editors for their Class 6A All-State squad as a senior wide receiver for coach Fred Cates at Richland High School in Fort Worth ... Hauled in 64 catches for 1,070 yards and 11 touchdowns in 2015 ... The two-way standout also picked up first-team Texas 7-6A all-district honors and earned a second-team spot on the *Fort Worth Star-Telegram's* Super Team his senior year ... Earned team MVP honors for the Rebels his senior season.

Personal: Aaron Denson was born 5/31/97 in Orlando, Fla. ... Son of Leon and Tycelia Codner of Fort Worth, Texas ... Has a sister, Denver ... Majoring in Public Relations.

CAREER STATS SUMMARY

Year	G-GS	TC	Yds	TD	Rec	Yds	Avg	Lg	TD
2016	10-0	2	2	0	8	89	11.1	21	0
2017	10-2	1	0	0	2	30	15.0	26	0
2018	8-3	4	5	0	8	105	13.1	33	0
Total	28-5	7	7	0	18	224	12.4	33	0

CAREER HIGHS

Receptions: 5 (vs. Lincoln, 9/6/18); **Rec. Yards:** 70 (vs. Lincoln, 9/6/18); **TD:** none; **Long Rec.:** 33 (vs. Lincoln, 9/6/18).





52

McNeece Egbim

Linebacker • Senior • Ht: 6-0 • Weight: 231

Hometown: Rowlett, Texas • High School: Rowlett High

Major: General Studies • Experience: 3 Letters | 4 Yrs. Squad

2018: Named team co-captain as a junior ... All-MVFC honorable mention selection at linebacker ... Named by Phil Steele as an all-conference third team selection ... Ranked 44th nationally and sixth in MVFC in total tackles per game (8.7) ... Recorded 96 tackles with 9.0 tackles for loss, both of which ranked second on the club ... Led all MSU players with 48 solo stops ... Posted double-figure tackles in three straight games from 10/6/18 to 10/20/18 ... Logged 14 stops at South Dakota (10/6/18) with season-high 9 solos ... Brought down 11 ball carriers at UNI (11/17/18) ... Had 10 total tackles and a sack vs. Lincoln (9/6/18) ... Also had 10 stops at Indiana State (10/13/18) and vs. Western Illinois (10/20/18) ... Recorded 8 tackles, 5 solos and 2.5 tackles for loss vs. Southern Illinois (10/27/18) ... Was in on 9 stops in win over No. 9 Illinois State (9/29/18) with 6 solos, a sack and a pair of QB hurries. Had 5 tackles in Maroon and White Spring Game (4/19/18) with 3 solo tackles.

2017: Named as a third-team all-conference pick by Phil Steele ... Posted 6.5 tackles per game overall to rank in the top 20 in the league, while averaging 5.9 tackles in conference contests ... Posted double-figure tackles in 3 games, including season-best 15 stops in win over Murray State (9/16/17) with 7 solo stops and a pair of tackles for loss ... Had 11 tackles in home win over Indiana State (10/28/17) with a TFL ... Had 5 solo stops, 2.5 tackles for loss, a sack and 10 total stops vs. South Dakota State (10/21/17) ... Was in on 9 tackles and forced a fumble in home finale vs. UNI (11/11/17) ... Named to MVFC preseason all-conference squad as honorable mention pick.

2016: All-MVFC honorable mention selection ... MVFC All-Newcomer Team selection ... Finished second on the team with 76 total tackles and 38 solo tackles ... Started 7 games as a redshirt freshman ... His 6.9 tackles per game tied for 12th in the league among all players and was the top effort among the league's freshmen ... Was named STATS FCS Freshman of the Week honorable mention for his efforts in the club's win at Murray State (9/10/16), in which he produced 12 total tackles and 5 solos with a sack and TFL in road win ... Logged season-high 13 tackles against Western Illinois (10/15/16) with 9 solos ... Snagged first collegiate interception in season opener against Southwestern College (9/1/16) with a 21-yard

return ... Produced 9 tackles in road win at Indiana State (10/1/16) and against Youngstown State (11/10/16) ... Had five or more tackles in 7-of-11 games ... Earned MSU Athletic Director's Honor Roll distinction for spring semester ... Also named to MVFC Honor Roll ... Led all players with 14 total tackles, including 4 solo stops, in a starting role in the Maroon and White Spring Game (4/23/16) ... Brought down 7 ball carriers in Maroon and White Spring Game (4/27/17).

2015: Redshirted his first year at Missouri State.

High School: Helped coach Doug Stephens' squad at Rowlett (Texas) High, just outside Dallas, to an 8-4 campaign in 2014 ... Was named the squad's defensive most valuable player as well as the 11-6A District 8 defensive MVP ... Was the Eagles' 2014 team captain and two-year starter at linebacker.

Personal: McNeece Ezemonye Egbim was born 5/28/97 in Benin, Nigeria ... Son of Canice and Clara Egbim of Rowlett, Texas ... Has two brothers, Chester and Kingsley ... Majoring in General Studies.

CAREER STATS SUMMARY

Year	G-GS	UT	AT	TT	TFL	Sk-Yd	Int-Yd	PD	FF-R
2016	11-7	38	37	75	1.0	0.5-5	1-21	1	0-0
2017	11-10	35	36	71	7.5	1-6	0-0	0	1-1
2018	11-11	48	48	96	9.0	2-10	1-0	2	0-0
Total	33-28	121	121	242	17.5	3.5-21	2-21	3	1-1



CAREER HIGHS

Tackles: 15 (vs. Murray St., 9/16/17); **Solos:** 9 (vs. Western Ill., 10/15/16, at South Dakota, 10/6/18); **TFL:** 2.5 (vs. South Dakota St., 10/21/17, vs. Southern Ill., 10/27/18); **Sacks:** 1.0 (done 3 times, last vs. Illinois St., 9/29/18); **Interceptions:** 1 (vs. Southwestern College, 9/1/16, vs. Western Ill., 10/20/18).

CAREER HONORS

All-MVFC: 2016 (HM), 2018 (HM); MVC All-Newcomer Team: 2016; Preseason All-MVFC: 2017 (HM); Phil Steele All-Conference: 2018 (3rd); MVFC Honor Roll: 2016; MSU Athletic Director's Honor Roll: (Spring 2017).



McNeece Egbim



43

Kevin Ellis

Linebacker • Sophomore • Height: 6-4 • Weight: 234
Hometown: Fort Worth, Texas • High School: North Crowley High
Major: Psychology • Experience: 1 Letter | 2 Yrs. Squad

Brought down 8 ball carriers with 3 solo stops in Maroon & White Spring Game (4/18/19).

2018: Played in 10 games as a redshirt freshman to earn his first letter ... Finished with 38 total tackles for the season with 21 solos ... Logged season-high 9 stops in home opener against Lincoln (9/6/18) with 6 solos and a tackle for loss ... Was in on 7 stops in season opener at Oklahoma State (8/30/18) with 6 solos ... Brought down 6 ball carriers vs. top-ranked North Dakota State at home (11/10/18) with 4 solo tackles ... Shared team-best distinction with 8 total tackles in Maroon and White Spring Game (4/19/18) with a pair of solo tackles and a fumble recovery.

2017: Redshirted his first season at Missouri State ... Earned MVFC Honor Roll laurels ... Named to MSU Athletic Director's Honor Roll for Fall 2017 semester.

High School: Was a three-year letterman as a linebacker, tight end, and quarterback for coach Eugene Rogers at North Crowley High School in Fort Worth, Texas ... He logged 79 total tackles as a senior for the Panthers, picking up honorable mention all-state recognition and a third-team nod for the *Fort Worth Star-Telegram's* 2016 All-Area Super Team ... Also tallied 5 receptions for 205 yards from his tight end position in 2016.

Personal: Kevin Demetrius Ellis was born 11/9/98 in Meridian, Miss. ... Son of Kevin Sr. and Lakashia Ellis of Fort Worth, Texas ... Has a brother, Tyrek and two sisters, Kyra and Latonya ... Majoring in Psychology.

CAREER STATS SUMMARY

Year	G-GS	UT	AT	TT	TFL	Sk-Yd	Int-Yd	PD	FF-R
2018	10-0	21	17	38	0.5	0-0	1-0	0	0-0
Total	10-0	21	17	38	0.5	0-0	1-0	0	0-0



CAREER HIGHS

Tackles: 9 (vs. Lincoln (9/6/18)); **Solos:** 6 (at Oklahoma St., 9/6/18, vs. Lincoln, 9/6/18); **TFL:** 0.5 (vs. Lincoln, 9/6/18); **Sacks:** none; **Interceptions:** 1 (vs. North Dakota St., 11/10/18).

CAREER HONORS

MVFC Honor Roll: 2017; MSU Athletic Director's Honor Roll: (Fall 2017).



65

Ian Fitzgerald

Offensive Line • Redshirt Freshman • Height: 6-5 • Weight: 284
Hometown: Hawthorn Woods, Ill. • High School: Lake Zurich High
Major: Undeclared • Experience: 1 Yr. Squad

2018: Saw action in one game as a true freshman before redshirting ... Played in home opener against Lincoln (9/6/18) ... Recognized on MVFC Honor Roll ... Named to MSU Athletic Director's Honor Roll for fall semester.

High School: Started all 14 games for a 13-1 Lake Zurich (Ill.) High team that won the North Suburban Conference title and advanced to the Class 7A state championship game in 2017 ... Earned all-area and all-conference distinction for coach Luke Mertens his senior season ... Was also starting tackle for the Bears in 2016 while earning all-conference and honorable mention all-area honors.

Personal: Ian Patrick Fitzgerald was born 4/17/00 in Barrington, Ill. ... Son of Dennis and Carolyn Fitzgerald of Hawthorn Woods, Ill. ... Has three brothers, Doug, Greg, and Connor, and three sisters, Kimberly, Erica, and Ivy ... Brother played college soccer at Carthage College, and father played football at US Merchant Marine Academy ... Has not yet declared a major.

CAREER HONORS

MVFC Honor Roll: 2018; MSU Athletic Director's Honor Roll: (Fall 2018).



74

Ian Fox

Offensive Line • Redshirt Sophomore • Height: 6-4 • Weight: 263
Hometown: Phoenix, Ariz. • High School: Greenway High
Major: Exercise & Movement Science • Experience: 1 Yr. Squad

2018: Redshirted and did not see any game action in his first year in Springfield.

Scottsdale CC: Was the starting right tackle for Scottsdale (Ariz.) Community College in 2017 where he was part of a 6-4 season for coach Doug Madoski.

High School: As a prep senior at Greenway High in Phoenix, Ariz., he was selected to play in the Blue-Gray All-Star Game after earning All-West Valley and all-district distinction at left tackle for coach Jon Becktold ... Was team captain three years for the Demons and was a second-team all-conference and all-district pick his junior season.

Personal: Ian Douglas Fox was born 12/16/98 in Phoenix, Ariz. ... Son of Robert and Dorothea Fox of Phoenix ... Has a brother Ethan, and two sisters, Haley and Kylie ... Brother played football at Glendale (Ariz.) Community College and then Haskell (Okla.) University ... Majoring in Exercise and Movement Science.



8

Angelo Garbutt

Linebacker • Senior • Height: 6-2 • Weight: 232
Hometown: Carrollton, Texas • High School: Hebron High
Major: Criminology • Experience: 2 Letters | 2 Yrs. Squad

Posted 3 tackles and a tackle for loss in 2019 Maroon and White Spring Game (4/18/19).

2018: All-MVFC honorable mention selection as a junior ... Named by Phil Steele as an all-conference second team selection ... Ranked 31st nationally and 5th in MVFC with team-best 99 total tackles ... Also posted 45 solo stops and 8.0 tackles for loss with 2.5 sacks ... Started all 11 games at Will linebacker ... Recorded 10 or more tackles in five straight games from 10/6/18 to 11/3/18, including 3 road games ... Had season-high 12 stops at South Dakota (10/6/18) and vs. Southern Illinois (10/27/18) ... Registered season-high 7 solos vs. Western Illinois (10/20/18) and at South Dakota State (11/3/18) ... Logged 2.5 tackles for loss and 11 total stops vs. WIU ... Stopped 11 UNI ball carriers on 11/17/18 in season finale ... Broke up 3 passes in home win over No. 9 Illinois State (9/29/18) with 6 tackles ... Was in on 11 tackles in win at Indiana State (10/13/18) with a 12-yard sack ... Earned Preseason All-MVFC first-team honors ... Recognized on MVFC Honor Roll ... Named to MSU Athletic Director's Honor Roll for fall semester ... Had a 30-yard interception return for a touchdown in Maroon and White Spring Game (4/19/18) with a pair of tackles.

2017: Named to All-MVFC second team at linebacker in his first year at MSU ... Also earned MVFC All-Newcomer Team honors ... Was a second-team all-conference pick by Phil Steele ... Led MSU in total tackles (84), solo tackles (41) and QB hurries ... Ranked sixth in the conference in tackles per game (7.6), which ranked in the top 100 nationally ... Was also MSU's top tackler in league games, averaging 9.5 stops in Valley play to rank third ... Recorded double-figure tackles in 3-of-4 games to end season, including career-high 17 vs. UNI (11/11/17) in home finale with 1.5 tackles for loss, a pair of hurries and a sack ... Posted 15 stops in home win over Indiana State (10/28/17) ... Recorded 12 tackles in road win at Southern Illinois (11/4/17) with season-best 8 solos ... Produced 8 tackles against Illinois State with a fumble recovery ... Notched 8 tackles in road games at Western Illinois (10/14/17) and Youngstown State (11/18/17) with 7 solos in both contests.

Iowa: Saw action in 3 games during the 2016 season at the University of Iowa, recording 3 solo tackles ... Made debut in 45-21 win over Miami, recording 2 solo stops ... Played in 42-3 win over Iowa State ... Played on special teams in win at Minnesota with a solo tackle ... Was on roster for Outback Bowl vs. No. 17 Florida ... Redshirted as a true freshman in 2015.

High School: Three-year football letterman as outside linebacker and running back for coach Brian Brazil at Hebron (Texas) High ... Was team captain as a senior in 2014 ... Was a first team all-district linebacker as a junior ... Earned *Dallas Morning News* Player of the Week honors during junior season ... Recognized as Top 10 Performer at Dallas Nike Football Training Camp prior to senior season ... Helped Hawks reach state playoffs as a sophomore and junior ... Also competed in track and basketball.

Personal: Angelo Hazart Garbutt was born 2/24/97 in Los Angeles ... Son of Angelo Garbutt and Toshika Robinson of Carrollton, Texas ... Has a sister, Breanna ... Criminology major.

CAREER STATS SUMMARY

Year	G-GS	UT	AT	TT	TFL	Sk-Yd	Int-Yd	PD	FF-R
2016*	3-0	3	0	3	0.0	0-0	0-0	0	0-0
2017	11-8	41	43	84	6.5	2.5-13	0-0	0	1-1
2018	11-11	45	54	99	8.0	2.5-24	0-0	0	0-0
Total	25-19	89	97	186	14.5	5-37	0-0	0	1-1

* at University of Iowa

CAREER HIGHS

Tackles: 17 (vs. UNI, 11/11/17); **Solos:** 8 (vs. UNI, 11/11/17); **TFL:** 1.5 (vs. UNI, 11/11/17); **Sacks:** 1.0 (done 4 times, last at Indiana St., 10/13/18); **Interceptions:** none.

CAREER HONORS

All-MVFC: 2017 (2nd), 2018 (HM); MVFC All-Newcomer Team: 2017; Preseason All-MVFC (2018); MVFC Honor Roll: 2018; MSU Athletic Director's Honor Roll: (Fall 2018).



Angelo Garbutt

2019 Preseason All-MVFC Teams

First-Team Defense

DL - Ryan Earith, SDSU
 DL - Darin Greenfield, USD
 DL - Anthony Knighton, SIU
 DL - Derrek Tuszka, NDSU
 LB - Jabril Cox, NDSU

<< LB - Angelo Garbutt, MSU

LB - Jonas Griffith, INST
 LB - Christian Rozeboom, SDSU
 DB - Jeremy Chinn, SIU
 DB - James Hendricks, NDSU
 DB - Luther Kirk, ILST
 DB - Devin Taylor, ILST
 DB - Xavier Williams, UNI

P - Garret Wegner, NDSU

RS - Je'Quan Burton, SIU

MSU Second Team Selections

LB - McNeece Egbim, MSU
 DL - Matt McClellan, MSU
 WR - Tyler Currie, MSU

First-Team Offense

QB - Ryan Boyle, INST
 RB - D.J. Davis, SIU
 RB - James Robinson, ILST
 RB - Pierre Strong, SDSU
 WR - Dakarai Allen, USD
 WR - Cade Johnson, SDSU
 WR - Dante Hendrix, INST
 TE - Briley Moore, UNI
 OL - Wyatt Wozniak, INST
 OL - Drew Himmelman, ILST
 OL - Zack Johnson, NDSU
 OL - Dillon Radunz, NDSU
 OL - Jackson Scott-Brown, UNI
 LS - Bradey Sorensen, SDSU
 PK - Jerry Nunez, INST





2

J.T. Granato

Quarterback • Senior • Height: 6-3 • Weight: 215
Hometown: Houston, Texas • High School: Kinkaid High
Major: Administrative Management • Exp.: 1 Letter | 2 Yrs. Squad

Completed 10-of-12 passes for 102 yards and a pair of touchdowns in 2019 Maroon and White Spring Game (4/18/19), including a 43-yard TD strike to Ja'Ron Burks.

2018: Played in 2 ball games as a junior signal caller ... Completed 5-of-8 passes for 69 yards and a TD with a team-best 151.2 efficiency rating for the season ... Completed 4-of-6 passes for 65 yards and a TD -- a 33-yard strike to Tyler Currie -- in home opener against Lincoln (9/6/18) ... Played one series at South Dakota State (11/3/18) and was 1-for-2 through the air with 2 rushing yards ... Earned MVFC Commissioner's Academic Excellence Award and recognized on MVFC Honor Roll ... Named to MSU Athletic Director's Honor Roll for fall and spring semesters ... Completed 6-of-11 passes for 66 yards in Maroon and White Spring Game (4/19/18), including a 33-yard completion to Mauricio Chio.

2017: Made 6 appearances in his debut season at MSU after transferring from Rice ... Finished with a 122.58 pass efficiency for the season ... Had best outing in home win over Indiana State (10/28/17), completing 7-of-10 passes for 74 yards and 86 yards of total offense ... Completed his only TD pass of the season in Indiana State game -- a 26-yard TD completion to Jason Randall in the first quarter ... Connected on 3-of-4 pass attempts at North Dakota State (9/30/17) for 29 yards ... Was 3-of-5 through the air for 24 yards vs. South Dakota State at home (10/21/17) ... Earned MVFC Honor Roll laurels ... Named to MSU Athletic Director's Honor Roll for Fall 2017 and Spring 2018 semesters.

Rice University: Played in 4 games as a redshirt freshman in 2016 for coach David Bailiff at Conference USA program in Houston ... Threw for a season-best 56 yards (5-11-0) against Stanford in the season finale (11/26/16), leading the Owls on a 92-yard scoring drive in the 4th quarter ... Completed his first passes against FAU (2-5-1, 27 yards) (11/5/16) ... Made his debut vs. Prairie View (10/22/16), leading a scoring drive that was capped by his first career TD, a 4-yard run on his only carry ... Was 6-for-10 for 60 yards in Rice's Spring Game (4/7/17) ... Redshirted in his first year with the Owls in 2015.

High School: Three-time All-Southwest Preparatory Conference selection and Player of the Year as a senior for coach Nathan Larned at Kinkaid High School ... Completed 62 percent of his passes as a senior with a 115.1 quarterback rating ... Threw for over 9,000 yards and 81 touchdowns in his 3 seasons with the Falcons ... Led them to the SPC title as a junior in 2012 ... A member of the *Houston Chronicle's* Houston Top 100 ... Ranked by Dave Campbell's Texas Football as the No. 10 QB in its postseason edition ... Member of DCTF's Texas Top 300 ... Also lettered in basketball and baseball.

Personal: John Tyler Granato was born 3/18/97 in Houston, Texas ... Son of John and Wendy Granato of Houston ... Has two sisters, Frankie and Stephani ... Majoring in Administrative Management ... Plays the guitar and piano.

CAREER STATS SUMMARY

Year	G-GS	TC	Yds	TD	Att-Cm	Yds	Pct.	TD	Int
2016*	4-0	7	-6	1	19-8	96	.421	0	2
2017	6-0	9	1	0	22-13	127	.591	1	0
2018	2-0	3	0	0	8-5	69	.625	1	1

Total 12-0 19 -5 1 49-26 292 .530 2 3

* at Rice University

CAREER HIGHS

Pass Attempts: 11 (vs. Stanford, 11/26/16); **Completions:** 7 (vs. Indiana St., 10/28/17); **Passing Yards:** 74 (vs. Indiana St., 10/28/17); **TD Passes:** 1 (vs. Indiana St., 10/28/17, vs. Lincoln, 9/6/18); **Longest Pass:** 33 (vs. Lincoln, 9/6/18); **Longest Rush:** 9 (vs. South Dakota St., 10/21/17, vs. Indiana St., 10/28/17).

CAREER HONORS

MVFC Commissioner's Academic Excellence Award: 2018; MVFC Honor Roll: 2018; MSU Athletic Director's Honor Roll: (Fall 2017, Spring 2018, Fall 2018, Spring 2019).



50

Jordan Guilfooy

Linebacker • Redshirt Freshman • Height: 6-2 • Weight: 215
Hometown: Fenton, Mo. • High School: Vianney High
Major: Accounting • Experience: 1 Yr. Squad

Logged 3 tackles in Maroon and White Spring Game (4/18/19) with a solo stop.

2018: Redshirted as a true freshman and did not appear in any games ... Recognized on MVFC Honor Roll ... Named to MSU Athletic Director's Honor Roll for fall and spring semesters.

High School: Recorded 123 tackles, 11 for loss, and 6 sacks at linebacker for coach Paul Day at St. John Vianney High in St. Louis as a senior in 2017 ... Helped Griffins to a 10-2 season and district title in 2017 ... Was a consensus all-state pick as a senior co-captain while earning All-MCC honors as a junior and senior ... Notched 144 tackles, 11 for loss, and 6 sacks as a junior with 4 fumble recoveries for a Class 5 state championship squad that finished 9-5 overall.

Personal: Jordan D. Guilfooy was born 9/20/00 in St. Louis, Mo. ... Son of Joe and Jill Guilfooy of Fenton, Mo. ... Has a brother, Hunter ... Majoring in Accounting.



17

Nick Hessefort

Cornerback • Redshirt Freshman • Height: 6-2 • Weight: 187
Hometown: Blue Springs, Mo. • High School: Blue Springs High
Major: Undeclared • Experience: 1 Yr. Squad

Logged 3 tackles and a pass break-up in Maroon and White Spring Game (4/18/19).

2018: Redshirted as a true freshman after playing 4 games ... Had a 17-yard kickoff return in win at Indiana State (10/13/18) along with a tackle ... Recorded his first career tackle and a fumble recovery in his debut vs. No. 20 Northern Arizona (9/15/18) at Plaster Stadium ... Also saw action in home games against Illinois State (9/29/18) and North Dakota State (11/10/18).

High School: Starting defensive back on back-to-back state runner-up squads at Blue Springs (Mo.) High for coach Kelly Donohoe ... Helped the Wildcats to an 11-3 record in each of his last two seasons ... Earned all-state, all-district, all-metro and all-conference laurels in 2017 ... Began his prep career at wide receiver before transitioning to DB his junior year ... Was also a noted sprinter and long jumper on the Blue Springs track team.

Personal: Nicholas Gage Hessefort was born 1/7/00 in Independence, Mo. ... Son of Kent Hessefort and Janell Craig of Blue Springs, Mo. ... Has two brothers, Preston and Logan ... Undecided on college major.

CAREER STATS SUMMARY

Year	G-GS	UT	AT	TT	TFL	Sk-Yd	Int-Yd	PD	FF-R
2018	4-0	1	1	2	0	0-0	0-0	0	0-1
Total	4-0	1	1	2	0	0-0	0-0	0	0-1



22

Austin Henderson

Safety • Senior • Height: 6-2 • Weight: 194
Hometown: Springdale, Ark. • High School: Har-Ber High
Major: Fashion Merchandising • Experience: 3 Letters | 3 Yrs. Squad

Record 4 total stops with a solo tackle in Maroon and White Spring Game (4/18/19).

2018: Played in 10 games as a junior, earning a start in the win over No. 20 Northern Arizona (9/15/18) ... Recorded 17 tackles on the season with 7 solo stops ... Recorded season-high 5 tackles in season opener at Oklahoma State (8/30/18) with a pair of solos and a forced fumble ... Was also in on 5 tackles in finale at UNI (11/17/18) with a pair of solo tackles ... Was in on a tackle for loss vs. Southern Illinois (10/27/18) at home ... Also brought down a pair of ball carriers at No. 1 North Dakota State (11/10/18) ... Named to MSU Athletic Director's Honor Roll for spring semester ... Accounted for 4 total tackles in Maroon and White Spring Game (4/19/18) with a pass break-up and a tackle for loss.

2017: Saw action in 10 games with 5 starts at nickel in his sophomore season ... Finished year with 35 total tackles to finish seventh on the club ... Posted 7 total stops in home win over Murray State (9/16/17) with 2.5 tackles for loss ... Had season-best 5 solo tackles at Western Illinois (10/14/17) ... Recorded 4 tackles apiece in games at North Dakota State (9/30/17) and vs. South Dakota State (10/21/17) ... Broke up a pair of passes and had 3 tackles at home against Illinois State (9/23/17).

2016: True freshman safety played in 9 games ... Notched 16 total tackles, including 12 solo stops ... Finished season with strong effort against Youngstown State (11/19/16) with 5 stops, three solos and a forced fumble ... Tallied a pair of solo stops and 3 total tackles in road win at Indiana State (10/1/16) ... Had multiple tackles in five contests in all ... Registered 6 total tackles in Maroon and White Spring Game (4/27/17) with 3 solo stops, 1.5 tackles for loss with a pass break-up.

High School: Was a three-year starter at Har-Ber High School in Springdale, Ark. ... Named an Arkansas 7A-West All-State performer as a defensive back ... Recorded 52 tackles and intercepted a pair of passes as a senior in 2015 to help lead coach Chris Woods' Wildcats to an 11-2 season and state runner-up finish ... As a junior, he garnered all-state and all-conference recognition as well ... A two-sport standout, Henderson also excelled in the long and triple jump as a track and field athlete.

Personal: Austin Cato Henderson was born 12/31/97 in Tulsa, Okla. ... Son of Todd Henderson and Latonya Turner of Springdale, Ark. ... Has two sisters, Summer and Monica ... Majoring in Fashion Merchandising and Design.

CAREER STATS SUMMARY

Year	G-GS	UT	AT	TT	TFL	Sk-Yd	Int-Yd	PD	FF-R
2016	9-0	12	4	16	0.0	0-0	0-0	0	1-0
2017	10-5	17	18	35	2.5	0-0	0-0	4	0-0
2018	10-1	7	10	17	0.5	0-0	0-0	0	1-0
Total	29-6	36	32	68	3.0	0-0	0-0	4	2-0



CAREER HIGHS

Tackles: 7 (vs. Murray St., 9/16/17); **Solos:** 5 (at Western Ill., 10/14/17); **TFL:** 2.5 (vs. Murray St., 9/16/17); **Sacks:** none; **Interceptions:** none.

CAREER HONORS

MSU Athletic Director's Honor Roll: (Spring 2019).



3

Dalton Hill

Quarterback • Sophomore • Height: 6-2 • Weight: 191
Hometown: Lee's Summit, Mo. • High School: Lee's Summit High
Major: Communication Studies • Experience: 2 Yrs. Squad

Completed 2-of-3 passes for 5 yards in Maroon and White Spring Game (4/18/19)

2018: Saw action in 3 games, completing 8-of-16 passes for 84 yards in his redshirt freshman season ... Was 4-for-5 passing for 30 yards while rushing for 74 yards in debut against Lincoln (9/6/18) ... Had a long run of 43 yards in the Lincoln game ... Completed a pair of passes at No. 7 South Dakota State (11/3/18) ... Threw for season-high 39 yards in finale at UNI (11/17/18) on 2-of-5 passing with 8 rushing yards ... Completed 4 passes in Maroon and White Spring Game (4/19/18) for 25 yards.

2017: Played in a pair of games as a true freshman ... Made home appearances against Murray State (9/16/17) and Illinois State (9/23/17), but did not attempt any passes.

High School: Wrapped up his four-year career at Lee's Summit (Mo.) High School with a standout senior season that culminated with a first-team Missouri Class 6 All-State selection ... Passed for 2,320 yards and 23 touchdowns and rushed for 743 yards for coach Eric Thomas' Tigers in 2016 ... Led club to a 7-3 campaign his senior season ... Was a unanimous choice for the Greater Kansas City Suburban Conference Gold Division Offensive Player of the Year and a semifinalist for the Simone Award honoring the top high school player in the Kansas City area ... Earned all-conference and all-district honors in 2015 as well, totaling 2,135 yards of total offense while accounting for 24 touchdowns in his first year as a starter ... Earned four letters for the Tigers, including time at safety his sophomore season ... Also played high school baseball and basketball.

Personal: Dalton Hugh Hill was born 8/4/98 in Lee's Summit, Mo. ... Son of Dave and Robbie Hill of Lee's Summit ... Has a sister, Chandler, who attended MSU ... Majoring in Communication Studies.

CAREER STATS SUMMARY

Year	G-GS	TC	Yds	TD	Att-Cm	Yds	Pct.	TD	Int
2017	2-0	0	0	0	0-0	0	.000	0	0
2018	3-0	15	64	0	15-8	84	.533	0	1
Total	5-0	15	64	0	15-8	84	.533	0	1



CAREER HIGHS

Pass Attempts: 6 (at South Dakota St., 11/3/18); **Completions:** 4 (vs. Lincoln, 9/6/18); **Passing Yards:** 39 (at UNI, 11/17/18); **TD Passes:** none; **Longest Pass:** 37 (at UNI, 11/17/18); **Rush Att.:** 6 (at South Dakota St., 11/3/18, at UNI, 11/17/18); **Rush Yards:** 74 (vs. Lincoln, 9/6/18); **Longest Rush:** 43 (vs. Lincoln, 9/6/18).



58

Brock Hughes

Linebacker • Junior • Height: 6-0 • Weight: 234
Hometown: Lee's Summit, Mo. • High School: O'Hara High
Major: Health Services • Experience: 1 Letter | 3 Yrs. Squad

Notched 3 tackles, including a solo stop, in Maroon and White Spring Game (4/18/19).

2018: Played in 6 games as a sophomore ... Brought down a pair of ball carriers with 2 solo stops in home opener against Lincoln (9/6/18) ... Was in on special teams in each of the last 5 games of the season, including the season finale at UNI (11/17/18) ... Earned MVFC Commissioner's Academic Excellence Award and recognized on MVFC Honor Roll ... Named to MSU Athletic Director's Honor Roll for fall and spring semesters ... Accounted for 5 total tackles in Maroon and White Spring Game (4/19/18).

2017: Traveled but did not see any game action as a redshirt freshman linebacker ... Earned MVFC Commissioner's Academic Excellence Award and MVFC Honor Roll laurels ... Named to MSU Athletic Director's Honor Roll for Fall 2017 and Spring 2018 semesters.

2016: Redshirted his first year at Missouri State ... Earned MSU Athletic Director's Honor Roll distinction for fall and spring semesters ... Also named to MVFC Honor Roll ... Contributed a solo tackle in Maroon and White Spring Game (4/27/17).

High School: Broke the school record for tackles with 204 stops his senior season at O'Hara High School in Kansas City ... Was a four-year starter at linebacker and fullback for the Celtics and coach Jim Demarea ... Earned honorable mention all-state distinction at linebacker in 2015 as well as first-team all-conference and all-district laurels ... Also earned all-district and all-conference honors as a sophomore and junior while claiming honorable mention all-state distinction as a junior linebacker ... Team was 7-3 his senior year after a 10-2 record in 2014 ... Ended his prep career with school-record 405 total tackles ... Also started three seasons in centerfield for the Celtics' baseball team.

Personal: Brock Daniel Hughes was born 3/28/98 in Kansas City, Mo. ... Son of Jeffery and Michele Hughes of Lee's Summit, Mo. ... Has two brothers, Blake and Brett, and a sister, Bella ... Has three uncles who played college football ... Majoring in Health Services.

CAREER STATS SUMMARY

Year	G-GS	UT	AT	TT	TFL	Sk-Yd	Int-Yd	PD	FF-R
2017	0-0	0	0	0	0.0	0-0	0-0	0	0-0
2018	6-0	2	0	2	0.0	0-0	0-0	0	0-0
Total	6-0	2	0	2	0.0	0-0	0-0	0	0-0

CAREER HIGHS

Tackles: 2 (vs. Lincoln, 9/6/18); **Solos:** 2 (vs. Lincoln, 9/6/18); **TFL:** none; **Sacks:** none; **Interceptions:** none.

CAREER HONORS

MVFC Commissioner's Academic Excellence Award: 2017, 2018; MVFC Honor Roll: 2016, 2017, 2018; MSU Athletic Director's Honor Roll: (Fall 2016, Spring 2017, Fall 2017, Spring 2018, Fall 2018, Spring 2019).

2019 Season Marks College Football's 150th Year

from NCAA Reports

College football, one of America's most beloved and popular institutions, is getting ready to celebrate a big birthday. And it plans to do so in style.

A group of college football leaders announced plans today to launch a nationwide celebration to commemorate the game's 150th anniversary.

"No one could have imagined that since the first football game was played on November 6, 1869 that college football would grow to become one of America's greatest traditions, beloved by tens of millions of fans every year," said Larry Scott, Pac-12 Commissioner and a member of the organizing committee. "At all divisions of play, college football is special and we intend to launch a nationwide celebration to mark the anniversary."

Longtime college athletics administrator and former Big 12 Conference commissioner Kevin Weiberg has been selected to run the effort, which he has been working on for two years. He will work out of the National Football Foundation & College Hall of Fame's headquarters in Irving, Texas.

The commemoration will be celebrated at all divisions of intercollegiate football during the 2019 season, with a focus on November 6.

Weiberg will report to a committee made up of representatives from the American Football Coaches Association, the Division I conferences, National Association of Collegiate Directors of Athletics, National Football Foundation & College Hall of Fame, the NCAA, Princeton University, Rutgers University, and others.





15

Peyton Huslig

Quarterback • Senior • Height: 6-3 • Weight: 204
Hometown: Andover, Kan. • High School: Andover Central High
Major: Cell & Molecular Biology • Experience: 2 Letters | 2 Yrs. Squad

Completed 8-of-15 passes for 88 yards with no turnovers in Maroon and White Spring Game (4/18/19), including a 20-yard completion to Lorenzo Thomas.

2018: Started all 11 games at quarterback as a junior and served as a 2018 co-captain ... Threw for 2,113 yards to finish 6th on MSU single-season list and ranked 46th nationally in passing yards and passing yards per game (192.1) ... Also ranked 35th among all NCAA FCS players in yards per completion (12.81) and 39th in total offense (225.4) ... Averaged 15.0 completions per contest ... His season pass attempts (322) and completions (165) ranked 4th and 7th, respectively, on the MSU season list ... Was second on the club in rushing with 366 net yards and 6 touchdowns on the ground ... Accounted for 19 of the team's 34 touchdowns on the season (55.9 percent) ... Became just third MSU quarterback to throw for 400 yards in a game with 404 vs. Southern Illinois (10/27/18) with 4 touchdowns ... Also eclipsed 200 passing yards (232) in win over No. 9 Illinois State (9/29/18) on 22-of-32 attempts and vs. Western Illinois (10/20/18) with 203 yards on 15-of-31 ... Caught a pass for 12 yards (from Antwan Woods) vs. WIU ... Rushed for season-high 109 yards on 18 carries, including a long of 58, in season opener at Oklahoma State (8/30/18) while passing for 150 yards and a pair of touchdowns ... Passed for 283 yards on 21-of-42 attempts with a pair of TDs at South Dakota (10/6/18) while rushing for 91 yards and a pair of scores ... Completed 12-of-14 passes (85.7 percent) for 235 yards and a touchdown in home opener against Lincoln (9/6/18) ... Had season-long 59-yard touchdown pass to Nick Masoner in the Lincoln win ... MVFC All-Academic Team second-team honoree ... Earned MVFC Commissioner's Academic Excellence Award and recognized on MVFC Honor Roll ... Named to MSU Athletic Director's Honor Roll for fall and spring semesters. ... Had a 42-yard TD strike in Maroon and White Spring Game (4/19/18).

2017: Named honorable mention All-MVFC pick in his first campaign in Springfield as well as MVFC All-Newcomer Team ... Was one of just two QB's in the league, along with USD's Chris Strevler, to rank in the top 10 in rushing (ninth) and passing (seventh) yards per game ... Ranked fifth in the Valley and 35th nationally in total offense (236.5) per game ... Among all FCS passers, Huslig ranked 39th nationally in passing yards per completion (12.46), 54th in passing yards (1,981) and 55th in completion percentage (.574) ... He was also among the nation's top 100 performers in rushing yards per game (56.5) and yards per carry (4.57), ranking 88th and 79th, respectively, in those categories ... In league games, he ranked fourth in the MVFC in rushing (78.5), and total offense (241.0) per game and was seventh in passing yards (162.5) and eighth in pass efficiency (114.1) ... Earned MVFC Newcomer of the Week distinction twice with games at Missouri (9/2/17) and vs. Indiana State (10/28/17) ... Made his MSU debut by completing 24-of-35 passes for 353 yards at Missouri with a pair of passing touchdowns and a rushing score ... His 89-yard TD completion to Malik Earl was his longest of the year and gave MSU a 35-34 lead late in the second quarter at Missouri ... Was also an honorable mention CFPA Performer of the Week and STATS FCS Performer of the Week honorable mention for the Indiana State game in which he completed 12-of-14 passes for 211 yards and 2 TDs with a pair of rushing scores ... His 63-yard TD scamper in the third quarter vs. Indiana State was a season long, helping him to a 174-yard rushing day and 385 yards of total offense ... Also produced 265 passing yards on 15-of-29 in road win at Southern Illinois (11/4/17) with a pair of TDs ... Threw 2 touchdown passes and ran for another score in home win over Murray State (9/16/17) ... Completed 20 passes in road loss at Western Illinois (10/14/17), going 20-of-34 for 194 yards ... Rushed for 100+ yards three times, including 174 yards in Indiana State game, 123 yards vs. South Dakota State (10/21/17), and 124 in season finale at Youngstown State (11/18/17) ... Named to MVFC All-Academic Team as a second-team selection ... Earned MVFC Honor Roll laurels ... Named to MSU Athletic Director's Honor Roll for Fall 2017 and Spring 2018 semesters ... Passed for 345 yards and a touchdown in Maroon and White Spring Game (4/27/17), including a 66-yard TD strike.



Peyton Huslig

Garden City CC: Coming off a notable freshman season at Garden City (Kan.) Community College, which he led coach Jeffrey Sims' club to the 2016 NJCAA national championship with a perfect 11-0 campaign ... Passed for 1,140 yards and 12 touchdowns while throwing just one interception to earn honorable mention All-KJCAA recognition ... Also garnered offensive MVP honors in the NJCAA title game after accounting for over 300 yards of offense.

High School: Had a standout prep career at Andover (Kan.) Central High School ... Picked all-state recognition in each of his final two seasons for coach Tom Audley, passing for nearly 4,300 yards and 56 touchdowns in his career and leading the Jags to a state runner-up finish as a senior ... Averaged 19.3 yards per completion in 2015 with 2,180 yards on 113 completions and 31 TDs ... Passed for 2,111 yards and 25 TDs as a junior ... Was also part of a state semifinal club in basketball his senior season.

Personal: Peyton John Huslig was born 4/14/98 in Omaha, Neb. ... Son of Vaughn and Kristi Huslig of Andover, Kan. ... Has two brothers, Carson and Landon ... Plans to attend medical school after college ... Majoring in Cell and Molecular Biology.

CAREER STATS SUMMARY

Year	G-GS	TC	Yds	TD	Att-Cm	Yds	Pct.	TD	Int
2017	11-11	136	621	4	277-159	1981	.574	9	11
2018	11-11	129	366	6	322-165	2113	.512	13	16
Total	22-22	265	987	10	599-324	4094	.541	22	27

100-Yard Rushing Games: 4. 200-Yard Passing Games: 8. Tackles: 1.

CAREER HIGHS

Pass Attempts: 46 (vs. Southern Ill., 10/27/18); **Completions:** 27 (vs. Southern Ill., 10/27/18); **Passing Yards:** 404 (vs. Southern Ill., 10/27/18); **TD Passes:** 4 (vs. Southern Ill., 10/27/18); **Longest Pass:** 89 (at Missouri, 9/2/17); **Rush Att.:** 19 (vs. Southern Ill., 10/27/18); **Rush Yards:** 174 (vs. Indiana St., 10/28/17); **Rush TDs:** 2 (vs. Indiana St., 10/28/17, at South Dakota, 10/6/18); **Longest Rush:** 63 (vs. Indiana St., 10/28/17).

CAREER HONORS

All-MVFC: 2017 (HM); MVFC All-Newcomer Team: 2017; MVFC All-Academic Team: 2017 (2nd), 2018 (2nd); MVFC Newcomer of the Week: (9/3/17, 10/29/17); CFPA Performer of the Week (10/29/17), STATS FCS Performer of the Week (10/29/17, HM); MVFC Commissioner's Academic Excellence Award: 2018; MVFC Honor Roll: 2017, 2018; MSU Athletic Director's Honor Roll: (Fall 2017, Spring 2018, Fall 2018, Spring 2019).





29

Paris Jackson

Linebacker • Sophomore • Height: 6-1 • Weight: 198
Hometown: Fort Worth, Texas • High School: Dunbar High
Major: Criminology • Experience: 1 Letter | 1 Yr. Squad

Coming off a standout effort in the Maroon and White Spring Game (4/18/19) with 6 total tackles, 3 solos, a tackle for loss and a forced fumble.

2018: Played in 10 games as a true freshman safety ... Brought down 7 ball carriers for the season ... Had 2 stops apiece -- at Oklahoma State (8/30/18), vs. Lincoln (9/6/18) and vs. Northern Arizona (9/15/18) -- in the first three games of the season ... Also had a solo stop in season finale at Northern Iowa (11/17/18).

High School: A standout defensive back at Dunbar High in Fort Worth, Texas, who also played running back for coach Todd Lawson's Wildcats ... Earned first-team all-district at RB and second-team at safety his senior season ... Was injured his junior season ... Also earned all-district laurels at linebacker his sophomore year and second-team all-district safety distinction as a freshman ... Was part of a district runner-up 4x200-meter relay team as an acclaimed sprinter.

Personal: Paris Read Jackson was born 8/11/99 in Fort Worth, Texas ... Son of Dan and Gayle Jackson of Fort Worth ... Has two brothers, Dan and Chad, and two sisters, both named Erica ... Majoring in Criminology.

CAREER STATS SUMMARY

Year	G-GS	UT	AT	TT	TFL	Sk-Yd	Int-Yd	PD	FF-R
2018	10-0	4	3	7	0.0	0-0	0-0	0	0-0
Total	10-0	4	3	7	0.0	0-0	0-0	0	0-0

CAREER HIGHS

Tackles: 2 (at Oklahoma St., 8/30/18, vs. Lincoln, 9/6/18); **Solos:** 1 (done 4 times, last at UNI, 11/17/18); **TFL:** none; **Sacks:** none; **Interceptions:** none.



93

Eric Johnson

Defensive End • Junior • Height: 6-5 • Weight: 268
Hometown: Plainfield, Ill. • High School: Plainfield South High
Major: General Studies • Experience: 2 Letters | 3 Yrs. Squad

2018: Played all 11 games with 9 starts as a sophomore ... Led team in QB hurries (6) ... Blocked potential game-winning field goal in home win against No. 9 ranked Illinois State (9/29/18) ... Brought down 5 ball carriers and posted 1.5 sacks in Illinois State game ... Had season-high 6 tackles in win at Indiana State (10/13/18) with 4 solos ... Logged 4 tackles in season opener at Oklahoma State (8/30/18) ... Produced a pair of solo tackles and a pair of QB hurries vs. No. 1 North Dakota State (11/10/18).

2017: Started 9 of 11 games as a redshirt freshman defensive tackle ... Finished season with 18 total tackles with multiple stops in 6 games ... Posted season-high 4 stops at North Dakota (9/9/17) with a pair of solos and a pass break-up ... Also had 4 tackles against South Dakota State (10/21/17) with a tackle for loss ... Posted a sack and 1.5 tackles for loss in home finale against UNI (11/11/17) ... Had a TFL and a pair of tackles at Western Illinois (10/14/17).

2016: Redshirted his first year at Missouri State.

High School: Had a banner senior campaign for coach Kenneth Bublitz at Plainfield (Ill.) South High School ... Recorded 17 sacks and 29 tackles for loss for the Cougars en route to earning his second straight all-conference nod in 2015 ... The son of a former All-MVFC defensive lineman Eric Johnson, he enjoyed a standout prep wrestling career as well, capturing second at the 2015 IHSA Class 3A state tournament and carrying the top ranking in his weight class into his senior year.

Personal: Eric Morris Johnson II was born 7/16/98 in Normal, Ill. ... Son of Eric Johnson and Kesha Richardson of Plainfield, Ill. ... Has five siblings - Luminous, Marcellus, Jaylen, Dillian, and Erica ... Majoring in General Studies.

CAREER STATS SUMMARY

Year	G-GS	UT	AT	TT	TFL	Sk-Yd	Int-Yd	PD	FF-R
2017	11-9	6	12	18	3.0	1-5	0-0	0	0-0
2018	11-9	13	12	25	4.0	2.5-17	0-0	0	1-1
Total	22-18	19	24	43	7.0	3.0-22	0-0	0	1-1



CAREER HIGHS

Tackles: 6 (at Indiana St., 10/13/18); **Solos:** 4 (at Indiana St., 10/13/18); **TFL:** 1.5 (vs. UNI, 11/11/17, vs. Illinois St., 9/29/18); **Sacks:** 1.5 (vs. Illinois St., 9/29/18); **Interceptions:** none.



Eric Johnson



2

Darius Joseph

Cornerback • Senior • Height: 6-0 • Weight: 198
Hometown: Oklahoma City, Okla. • High School: Southmoore High
Major: Anthropology • Experience: 3 Letters | 4 Yrs. Squad

2018: Started in 7-of-10 appearances his junior season ... Named MVFC Co-Defensive Player of the Week on 9/29/18 after providing season-high 8 total tackles with 6 solos in win over No. 9 Illinois State ... Had 5 solo stops in home win over No. 20 Northern Arizona (9/15/18) ... Tallied 6 tackles vs. Southern Illinois (10/27/18) at Plaster with a tackle for loss ... Had 5 stops at South Dakota (10/6/18) ... Posted a 27-yard fumble return in home opener against Lincoln (9/6/18) ... Named to Preseason All-MVFC second team.

2017: Started 10 of 11 games as a sophomore cornerback ... All-MVFC honorable mention selection ... Brought down 5.4 ball carriers per game in MVFC action and 4.9 overall for the season ... Finished fifth on the team with 54 total tackles, including 36 solo stops ... Posted double-figure tackles in back-to-back games late in the season at Southern Illinois (11/4/17) and vs. UNI (11/11/17) ... Had 12 tackles and an interception in win at SIU with season-best 8 solos and 2 pass break-ups ... Brought down 10 ball carriers at home against UNI with 6 solos, a tackle for loss and a QB hurry ... Stopped 7 ball carriers at Western Illinois (10/14/17) with 4 solos and a fumble recovery ... Recorded 4 solo tackles in games at North Dakota (9/9/17), vs. Illinois State (9/23/17) and at WIU.

2016: Played in 9 games with 7 starts at cornerback as a redshirt freshman ... Brought down 35 ball carriers with a tackle for loss ... Collected season-high 9 tackles with 6 solos in home win over Southern Illinois (10/29/16) ... Recorded 6 tackles, all solos, at South Dakota State (11/5/16) ... Broke up a pair of passes in season opener against Southwestern College (9/1/16) ... Had 5 tackles against North Dakota State (10/8/16) with 3 solos ... Also notched three solos in win at Indiana State (10/1/16) ... Recorded 3 tackles in Maroon and White Spring Game (4/27/17).

2015: Redshirted his first season at Missouri State.

High School: Earned Central Oklahoma Athletic Conference first-team honors as a return specialist in 2014 after helping to lead Coach Jeremy Stark's Southmoore High Sabercats to the Oklahoma state quarterfinals ... In 9 games his senior season, he snagged 3 interceptions, blocked a field goal and recovered a fumble while averaging 12.5 yards on 6 pass receptions as a starting wide receiver ... Lettered as a sophomore and junior while earning experience at the cornerback position ... Also a standout 100-meter and 200-meter sprinter on the Southmoore track squad and played one year of high school basketball.

Personal: Darius James Joseph was born 11/22/97 in New Orleans, La. ... Son of Dawn Darbon ... Resides with guardians James and Sarah Dick of Moore, Okla. ... Has two brothers, Brandon and Hezekiah, and a sister, Jasmine ... Majoring in Anthropology.

CAREER STATS SUMMARY

Year	G-GS	UT	AT	TT	TFL	Sk-Yd	Int-Yd	PD	FF-R
2016	9-7	27	8	35	1.0	0-0	0-0	3	0-0
2017	11-10	36	18	54	1.0	0-0	1-0	5	1-0
2018	10-7	25	12	37	1.5	0-0	0-0	5	1-1
Total	30-24	88	38	126	3.5	0-0	1-0	13	2-1



CAREER HIGHS

Tackles: 12 (at Southern Ill., 11/4/17); **Solos:** 8 (at Southern Ill., 11/4/17); **TFL:** 1.0 (at Murray St., 9/10/16, vs. Southern Ill., 10/27/18); **Sacks:** none; **Interceptions:** 1 (at Southern Ill., 11/4/17).

CAREER HONORS

All-MVFC: 2017 (HM); MVFC Co-Defensive Player of the Week: (9/29/18); Preseason All-MVFC: 2018 (2nd).



72

Derek Kohler

Offensive Line • Sophomore • Height: 6-3 • Weight: 294
Hometown: Platte City, Mo. • High School: Platte County High
Major: Special Education • Experience: 1 Letter | 2 Yrs. Squad

2018: Played in 10 games as a redshirt freshman ... Made his debut in home opener against Lincoln (9/6/18) ... Recognized on MVFC Honor Roll ... Named to MSU Athletic Director's Honor Roll for fall and spring semesters.

2017: Redshirted his first season at Missouri State ... Earned MVFC Honor Roll laurels ... Named to MSU Athletic Director's Honor Roll for Fall 2017 semester.

High School: Kohler was a three-year starter and four-year letterman on the offensive and defensive lines for Platte County (Mo.) High School ... Helped coach Bill Utz's Pirates to back-to-back 8-4 seasons as a junior and senior ... Was a three-time all-conference performer and earned first-team Missouri Class 4 All-State laurels in 2016 ... Was a *Kansas City Star* First-Team All-Metro selection, an All-Simone Team honoree and a Bobby Bell Award finalist in 2016 as well ... Received a second-team all-state nod, as well as all-district recognition as a junior ... Was a second-team all-conference pick as a sophomore for a 9-2 club that won the Suburban Blue title ... He has also competed in the shot put and discus for the Pirates track and field program.

Personal: Derek Joseph Kohler was born 5/10/99 in Kansas City, Mo. ... Son of Dennis and Penny Kohler of Platte City, Mo. ... Has a sister, Shayla ... Father played football at Pittsburg State ... Majoring in Special Education.

CAREER HONORS

MVFC Honor Roll: 2017, 2018; MSU Athletic Director's Honor Roll: (Fall 2017, Fall 2018, Spring 2019).



Darius Joseph



40

Parker Lacina

Kicker • Sophomore • Height: 5-11 • Weight: 198
Hometown: Platte City, Mo. • High School: Platte County High
Major: Supply Chain Analytics • Experience: 1 Letter | 1 Yr. Squad

2018: Led the squad in scoring as a true freshman with 47 points ... Converted all 5 field goal attempts and 32-of-33 (.970) extra points ... Converted a 40-yard field goal in his debut at Oklahoma State (8/30/18) ... Scored 10 points in home opener against Lincoln (9/6/18) with 7-for-7 extra points and a 20-yard field goal ... Tallied 10 points vs. No. 20 Northern Arizona (9/15/18) with 4-of-5 extra points and a pair of field goals (long 38) ... Booted season-long 42-yarder in win over No. 9 Illinois State (9/29/18) ... Averaged 44.0 yards on 2 kickoffs ... Ended season with 21 straight extra point conversions ... Recognized on MVFC Honor Roll ... Named to MSU Athletic Director's Honor Roll for fall and spring semesters.

High School: A four-year starting kicker and punter at Platte County (Mo.) High School for coach Bill Utz ... Part of an 11-3 district and conference championship run by the Pirates in 2017 ... Converted 12 of 14 field goals as a senior (long of 44) and 60 of 61 extra points ... Averaged 35.8 yards per punt and scored 98 points in 2017 ... Earned first-team all-state honors as a senior and second-team distinction his junior year ... Was a four-time all-conference and all-district selection as well as a four-year team captain ... Broke Missouri high school record for most career field goals with 39 between 2014 and 2017, including a school-record 53-yarder his sophomore season ... Also participated in track (javelin) and golf in high school.

Personal: Parker Todd Lacina was born 7/29/99 in Platte City, Mo. ... Son of Todd and Leann Lacina of Platte City ... Has a brother, Drake ... Majoring in Supply Chain Analytics.

CAREER STATS SUMMARY

Year	G	PAT	Att	Pct.	FG	FGA	Lng	KO	Yds
2018	10	32	33	.970	5	5	42	2	88
Total	10	32	33	.970	5	5	42	2	88



CAREER HIGHS

PAT: 7/7 (vs. Lincoln, 9/6/18); **FG:** 2 (vs. Northern Ariz., 9/15/18); **FGA:** 2 (vs. Northern Ariz., 9/15/18); **Long FG:** 42 (vs. Illinois St., 9/29/18); **Kickoffs:** 1 (done twice, last at Indiana St., 10/13/18).

CAREER HONORS

MVFC Honor Roll: 2018; MSU Athletic Director's Honor Roll: (Fall 2018, Spring 2019).



Parker Lacina



48

Tyler Lovelace

Linebacker • Junior • Height: 6-2 • Weight: 218
Hometown: Lee's Summit, Mo. • High School: Lee's Summit N. High
Major: Administrative Mgt. • Experience: 2 Letters | 3 Yrs. Squad

2018: Played all 11 games as a sophomore ... Earned MVFC Defensive Player of the Week (9/16/18) after accounting for two key takeaways in MSU's win over No. 20 Northern Arizona with 2 solo stops and 3 total tackles ... Had 18-yard interception vs. Northern Arizona ... Notched season-high 8 tackles at South Dakota (10/6/18) with 3 solos ... Posted 6 solos and 7 stops at South Dakota State (11/3/18) ... Brought down 6 ball carriers with 5 solo tackles vs. Western Illinois (10/20/18) ... Had 6 total tackles, including 3 solos, in Maroon and White Spring Game (4/19/18) with a tackle for loss.

2017: Made 8 appearances as a redshirt freshman and recorded 19 tackles ... Logged season-high 5 tackles against South Dakota State (10/21/17) ... Posted 2 solos and 3 total stops in season opener at Missouri (9/2/17) ... Had a QB hurry and a 12-yard fumble return at North Dakota State (9/30/17) ... Contributed 4 tackles in home win over Murray State (9/16/17) with a tackle for loss ... Also had a tackle for loss at home against Illinois State (9/23/17).

2016: Redshirted his first year at Missouri State.

High School: Was a three-year starter and letterman for coach Jamar Mozee at Lee's Summit North High in suburban Kansas City.

Personal: Tyler Jared Lovelace was born 2/5/98 in Auburn Hills, Mich. ... Son of Clifton and Carmen Lovelace of Lee's Summit, Mo. ... Has three siblings – Lesley, Justin and Brittany ... Majoring in Administrative Management.

CAREER STATS SUMMARY

Year	G-GS	UT	AT	TT	TFL	Sk-Yd	Int-Yd	PD	FF-R
2017	8-0	6	13	19	1.5	0-0	0-0	0	0-1
2018	10-0	25	19	44	2.0	0-0	1-18	1	0-1
Total	18-0	31	32	63	3.5	0-0	1-18	1	0-2



CAREER HIGHS

Tackles: 8 (at South Dakota, 10/6/18); **Solos:** 6 (at South Dakota St., 11/3/18); **TFL:** 1.0 (done 3, times, last at UNI, 11/17/18); **Sacks:** none; **Interceptions:** 1 (vs. Northern Ariz., 9/15/18).

CAREER HONORS

MVFC Defensive Player of the Week (9/16/18).



57

Claudio Martin

Defensive Tackle • Junior • Height: 6-2 • Weight: 286
Hometown: Overland Park, Kan. • High School: Rockhurst High
Major: Cell & Molecular Biology • Experience: 2 Letters | 2 Yrs. Squad

Had a pair of tackles in Maroon and White Spring Game (4/18/19).

2018: Named by Phil Steele as an all-conference third team selection ... Ranked 52nd nationally and 5th in the league with 0.60 sacks per game ... Shared team-high with 6.0 sacks and ranked third on the Bears with 8.0 tackles for loss ... Finished year with 26 total tackles, 10 solos, and 8.0 tackles for loss ... Tallied 1.5 sacks and brought down 8 ball carriers with 3 solo stops against No. 1 ranked North Dakota State (11/10/18) ... Had 2.0 sacks in home win over Lincoln (9/6/18) ... Had 5 tackles in win at Indiana State on (10/13/18) ... Recognized on MVFC Honor Roll ... Named to MSU Athletic Director's Honor Roll for fall and spring semesters. ... Recorded 2 solo tackles, a tackle for loss, and a sack in Maroon and White Spring Game (4/19/18).

2017: Earned 5 starts as a redshirt freshman nose tackle ... Recorded 18 total tackles in his inaugural campaign at MSU, including a season-high 4 stops vs. UNI (11/11/17) in home finale ... Credited with 2 hurries, a fumble recovery and a pair of assisted tackles in home win over Indiana State (10/28/17) ... Brought down 3 ball carriers with a pair of solos at North Dakota (9/9/17) ... Earned MVFC Honor Roll laurels ... Named to MSU Athletic Director's Honor Roll for Fall 2017 semester.

2016: Redshirted his first year at Missouri State.

High School: Was a two-year starter and three-year letterman at Rockhurst High School in Kansas City for coach Tony Severino ... Started the last 26 straight games of his prep career ... Earned all-district and team captain honors as a senior in 2015 in addition to being selected as a Blue-Gray Prep All-American and iHigh Outstanding Lineman Award ... Was part of a 14-2 Hawklets squad his junior season that won district, conference and sectional title and played for the MSHSAA Class 6 championship game at the Edward Jones Dome ... Also threw shot and discus at Rockhurst.

Personal: Claudio Cu'van Martin was born 10/7/97 in New Orleans, La. ... Son of Anita Martin of Overland Park, Kan. ... Has a brother, Avanni ... Majoring in Cell and Molecular Biology.

CAREER STATS SUMMARY

Year	G-GS	UT	AT	TT	TFL	Sk-Yd	Int-Yd	PD	FF-R
2017	10-0	6	12	18	3.0	0-0	0-0	0	0-1
2018	10-4	10	16	26	8.0	0-0	0-0	1	0-0
Total	20-4	16	28	44	11.0	0-0	0-0	1	0-1



CAREER HIGHS

Tackles: 4 (vs. UNI, 11/11/17); **Solos:** 2 (at North Dakota, 9/9/17); **TFL:** 1.0 (at North Dakota St., 9/30/17, at Southern Ill., 11/4/17); **Sacks:** none; **Interceptions:** none.

CAREER HONORS

Phil Steele All-Conference: 2018 (3rd); MVFC Honor Roll: 2017, 2018; MSU Athletic Director's Honor Roll: (Fall 2017, Fall 2018, Spring 2019).



Claudio Martin



14

Myron Mason

Running Back • Redshirt Sophomore • Height: 5-8 • Weight: 175
Hometown: Denton, Texas • High School: Guyer High
Major: Sociology • Experience: 1 Letter | 2 Yrs. Squad

2018: Earned a medical redshirt his sophomore season due to an offseason injury.

2017: Saw action in all 11 games as a true freshman, carrying 58 times for 231 yards to finish fourth on the club in both categories ... Posted 67 rushing yards on season-high 11 carries and a touchdown at Youngstown State (11/18/17) in season finale, scoring on a 4-yard run ... Scored his first collegiate touchdown in home win over Indiana State (10/28/17), a 3-yard run in the second quarter ... Had 51 rushing yards at Western Illinois (10/14/17), getting 5.7 yards per carry, including a season-best 40-yard rush ... Also had 4 receptions on the year, including a 19-yarder vs. South Dakota State (10/21/17).

High School: Turned in a pair of 1,000-yard rushing seasons for Denton (Texas) Guyer High School ... Had a strong senior campaign for coach John Walsh in which he averaged 8.3 yards per carry and scored 11 touchdowns for a 9-3 squad ... Was an all-area performer in each of his final two prep seasons ... Named Guyer's offensive player of the year his junior year by MaxPreps in 2015, when he rushed for 17 scores and 1,060 yards ... Was also a threat in the Wildcats return game, totaling 326 kick return yards and two touchdowns as a junior ... Also earned NSCAA All-America strength and conditioning athlete honors in 2015-16.

Personal: Myron Dexter Mason, Jr., was born 9/14/98 in Greenville, Miss. ... Son of Myron and Lora Mason of Denton, Texas ... Has three sisters, Hailey, Myriah, and Brittany ... Majoring in Sociology.

CAREER STATS SUMMARY

Year	G-GS	TC	Yds	Avg	TD	Lg	Rec	Yds	TD
2017	11-0	58	231	4.0	2	40	4	25	0
Total	11-0	58	231	4.0	2	40	4	25	0

100-Yard Rushing Games: 0. Tackles: 1.

CAREER HIGHS

Carries: 11 (at Youngstown St., 11/18/17); **Rush Yards:** 67 (at Youngstown St., 11/18/17); **Long Rush:** 40 (at Western Ill., 10/14/17); **TDs:** 1 (at Youngstown St., 11/18/17); **Receptions:** 1 (4 times); **Rec. Yards:** 19 (vs. South Dakota St., 10/21/17); **Long Rec:** 19 (vs. South Dakota St., 10/21/17).





21

Greg McCalister

Safety • Junior • Height: 5-10 • Weight: 185
Hometown: Oklahoma City, Okla. • High School: Millwood High
Major: Exercise & Movement Science • Experience: 1 Letter | 1 Yr.

2018: Saw action in 5 games his sophomore year ... Made 2018 debut in win at Indiana State (10/13/18) ... Recognized on MVFC Honor Roll ... Named to MSU Athletic Director's Honor Roll for fall semester.

Northeastern Oklahoma A&M: Played two seasons for coach Clay Patterson at Northeastern Oklahoma A&M University in Miami, Okla. ... Was a starting defensive back for a 9-3 squad in 2017 that won a SWJCFC league title and was ranked No. 4 nationally ... Tallied 55 tackles in his final season at NEO with 5 tackles for loss, a sack, and an interception ... Redshirted for the 2016 season.

High School: Started three seasons for coach Darwin Franklin at Millwood High School in Oklahoma City ... Played wide receiver and defensive back for the Falcons ... Part of a Class 2A state runner-up squad in 2013 as a sophomore that finished 14-1 overall.

Personal: Gregory Donell McCalister II was born 2/2/98 in Oklahoma City, Okla. ... Son of Greg McCalister and Shelia Fields-McCalister of Oklahoma City ... Father played football at Oklahoma State ... Has a brother, Daxx, and a sister, Shalia ... Majoring in Exercise and Movement Science.

CAREER STATS SUMMARY

Year	G-GS	UT	AT	TT	TFL	Sk-Yd	Int-Yd	PD	FF-R
2018	5-0	0	0	0	0.0	0-0	0-0	0	0-0
Total	5-0	0	0	0	0.0	0-0	0-0	0	0-0



CAREER HONORS

MVFC Honor Roll: 2018; MSU Athletic Director's Honor Roll: (Fall 2018).



27

Matt McClellan

Defensive End • Senior • Height: 6-4 • Weight: 214
Hometown: Ferguson, Mo. • High School: Francis Howell High
Major: Communication Studies • Experience: 1 Letter | 1 Yr. Squad

Had 3 tackles and the game's only sack in MSU's Maroon and White Spring Game (4/19/18).

2018: Named to MVFC All-Newcomer Team ... Had team high 10.5 tackles for loss and shared team lead with 6.0 sacks ... Ranked 67th nationally with 0.55 sacks per game which was 8th in the MVFC ... Finished season with 39 total tackles and 14 solo efforts ... Had 2 sacks at South Dakota as part of a 5-tackle performance (10/6/18) ... Posted 1.5 tackles for loss in win over No. 20 Northern Arizona (9/15/18) and in home win over No. 9 Illinois State (9/29/18) ... Also had 4 quarterback hurries in win vs. No. 9 Illinois State ... Was in on at least one sack in his first 6 games at MSU ... Logged season-high 6 tackles vs. Southern Illinois (10/27/18) ... Produced 4 solo stops, 5 total tackles, and 2.0 sacks at South Dakota (10/6/18) ... Recognized on MVFC Honor Roll ... Named to MSU Athletic Director's Honor Roll for fall semester.

Kilgore College: Was a second-team all-conference outside linebacker in 2017 at Kilgore (Texas) College after helping coach J.J. Eckert's Rangers to a 5-4 campaign ... Posted 53 tackles, 12 tackles for loss, and 9.5 sacks as a sophomore ... Stopped 38 ball carriers as a freshman for a 6-5 KC team.

High School: Earned all-district and all-conference honors for coach Bryan Koch as a senior at Francis Howell High in suburban St. Louis in 2015 ... Also played wide receiver for the Vikings and was a three-year standout in track and field.

Personal: Matthew Geoffrey McClellan was born 4/18/98 in St. Louis, Mo. ... Son of Gerald McClellan and Karissa Bell of Ferguson, Mo. ... Has three brothers, Jeremiah, Nicholas and Nathan, and three sisters, Layla, Savannah, and Deja ... Majoring in Organizational Communication.

CAREER STATS SUMMARY

Year	G-GS	UT	AT	TT	TFL	Sk-Yd	Int-Yd	PD	FF-R
2018	11-4	14	25	39	10.5	6-40	0-0	0	0-0
Total	11-4	14	25	39	10.5	6-40	0-0	0	0-0



CAREER HIGHS


Tackles: 6 (vs. Southern Ill., 10/27/18); **Solos:** 4 (at South Dakota, 10/6/18); **TFL:** 2.0 (at South Dakota, 10/6/18); **Sacks:** 2.0 (at South Dakota, 10/6/18); **interceptions:** none.

CAREER HONORS

MVFC All-Newcomer Team: 2018; MVFC Honor Roll: 2018; MSU Athletic Director's Honor Roll: (Fall 2018).



Matt McClellan



9

Jordan Murray

Tight End • Sophomore • Height: 6-4 • Weight: 232
Hometown: Lee's Summit, Mo. • High School: Lee's Summit N. High
Major: Marketing Management • Experience: 1 Letter | 1 Yr. Squad

2018: Named to Division I FCS Freshman All-America first team by Phil Steele ... All-MVFC honorable mention selection and MVFC All-Newcomer Team honoree ... Averaged 11.5 yards per reception as a true freshman ... Broke MSU rookie reception record with 33 catches for 378 yards and 4 touchdowns ... His 378 receiving yards ranks third in program history by a freshman ... Had team high 6 money receptions for first downs or touchdowns ... Was third on the team in receptions (33) and fourth in receiving yards (378) ... Had season-highs 7 receptions for 77 yards vs. Southern Illinois (10/27/18) with a TD ... Snagged 6 passes in win at Indiana State (10/13/18) ... Logged 54 receiving yards vs. Western Illinois (10/20/18) with a score ... Posted season-long 33-yard reception in finale at Northern Iowa (11/17/18) ... Had 30 yards on 3 receptions with his first career TD in his first college game at Oklahoma State (8/30/18).

High School: Was a two-year starter at tight end and defensive end for coach Jamar Mozee at Lee's Summit (Mo.) North High outside of Kansas City ... Helped the Broncos to a 6-4 mark his senior year after earning Suburban Big Seven all-conference honorable mention status at tight end and defensive end ... Was also all-conference at tight end his junior season ... Played his freshman and sophomore years at Summit Christian High where he was also an all-conference pick at wide receiver and defensive back.

Personal: Jordan Christopher Murray was born 4/20/00 in Kansas City, Mo. ... Son of Chris Murray and Rochelle Strickland of Lee's Summit, Mo. ... Has a brother, Timothy, and a sister, Maya ... Father played football at Graceland University ... Majoring in Marketing Management.

CAREER STATS SUMMARY

Year	G-GS	TC	Yds	TD	Rec	Yds	Avg	TD	Lg
2018	11-9	0	0	0	33	378	11.5	4	33
Total	11-9	0	0	0	33	378	11.5	4	33

100-Yard Receiving Games: 0. Tackles: 1.

CAREER HIGHS

Receptions: 7 (vs. Southern Ill., 10/27/18); **Rec. Yards:** 77 (vs. Southern Ill., 10/27/18); **Rec TDs:** 1 (done 4 times, last vs. Southern Ill., 10/27/18). **Long Rec:** 33 (at UNI, 11/17/18).

CAREER HONORS

Phil Steele FCS Freshman All-America Team: 2018; All-MVFC: 2018 (HM); MVFC All-Newcomer Team: 2018.



96

Darrius Montgomery

Defensive End • Junior • Height: 6-0 • Wt.: 240
Hometown: Kansas City, Mo. • High School: Rockhurst High
Major: Exercise & Movement Science • Experience: 3 Yrs. Squad

2018: Had season-ending injury occur on opening kickoff of Illinois State win (9/29/18) ... Brought down a pair of ball carriers in home opener vs. Lincoln (9/6/18) with a tackle for loss ... Recognized on MVFC Honor Roll ... Named to MSU Athletic Director's Honor Roll for fall semester ... Brought down a pair of ball carriers in Maroon and White Spring Game (4/19/18).

2017: Did not see any game action as a redshirt freshman ... Earned MVFC Honor Roll laurels ... Named to MSU AD Honor Roll for Fall 2017 and Spring 2018 semesters.

2016: Redshirted his first year at Missouri State ... Had a 6-yard pass reception in the Maroon and White Spring Game (4/27/17).

High School: Was a prep standout at Rockhurst High School in Kansas City for coach Tony Severino ... Was part of a 14-2 Hawklets squad his junior season that won district, conference and sectional titles and played for the MSHSAA Class 6 championship game at the Edward Jones Dome.

Personal: Darrius DeCarlos Montgomery was born 8/25/98 in Kansas City, Mo. ... Son of Floyd and Angela Montgomery of Kansas City ... Has two brothers, Tellis and Jalen ... Both his brothers played college football ... Majoring in Exercise and Movement Science.

CAREER HONORS

MVFC Honor Roll: 2017, 2018; MSU Athletic Director's Honor Roll: (Fall 2017, Spring 2018, Fall 2018).



Casey O'Brien

Offensive Line • Junior • Height: 6-5 • Weight: 291
Hometown: Lemont, Ill. • High School: Lemont High
Major: Sales Management • Experience: 2 Letters | 3 Yrs. Squad

2018: Played every game as a sophomore, earning 11 starts at center ... Averaged 3.2 knockdown blocks per game in his first season as a starter ... Standout performer on offensive line that helped produce 345.5 yards per game.

2017: Saw action in 8 games as a redshirt freshman, including 4 road games ... Earned MVFC Honor Roll laurels ... Named to MSU AD's Honor Roll for Fall 2017 semester.

2016: Redshirted as a true freshman ... Earned MSU Athletic Director's Honor Roll distinction for Fall 2016 semester.

High School: Earned South Suburban Blue All-Conference and *Daily Herald News* All-Area distinction as a junior and senior offensive lineman for coach Bret Kooi at Lemont (Ill.) High ... Added all-area honors from *Joliet Herald* and *Southtown News* as a senior ... Helped lead club to the Class 6A state championship game his senior season as part of a 13-1 team ... Team was 22-3 his final two seasons ... Was a three-year starter and club's regular long snapper ... Was an academic all-state honoree as a senior ... Was also an all-conference baseball player at Lemont, hitting .341 with 25 RBI and a pair of home runs as part of a 2015 regional championship team ... 2014 baseball team won IHSA state title.

Personal: Casey Michael O'Brien was born 11/4/97 in Palos Park, Ill. ... Son of Sean and Michelle O'Brien of Lemont, Ill. ... Father played football at Eastern Illinois ... Brother, Connor, played football at North Dakota ... Has a sister, Maggie ... Majoring in Sales Management.

CAREER HONORS

MVFC Honor Roll: 2017; MSU Athletic Director's Honor Roll: (Fall 2016, Fall 2017).



Taiwo Oluwafunmila

Defensive End • Senior • Height: 6-4 • Wt.: 230
Hometown: Lagos, Nigeria • High School: Montverde (Fla.) Acad.
Major: Sociology • Experience: 3 Letters | 4 Yrs. Squad

2018: Played in 8 games his junior season ... Injured for final 3 games of the season ... Had only tackle of the campaign in win over No. 20 Northern Arizona (9/15/18).

2017: Sophomore campaign saw him return to action in 8 contests ... Had a pair of solo tackles in season opener at Missouri (9/2/17) ... Produced season-high 3 stops vs. South Dakota State (10/21/17) ... Also had multiple tackles in home games against Indiana State (10/28/17) and Northern Iowa (11/11/17).

2016: Was injured for the 2016 season ... Earned MSU Athletic Director's Honor Roll distinction for spring semester ... Also named to MVFC Honor Roll ... Had 1.5 sacks and 2 total tackles in his return to action for the Maroon and White Spring Game (4/27/17).

2015: Played all 11 games as a true freshman, primarily at defensive end ... Accounted for 11 total stops ... Logged 3 tackles in home opener against Chadron State (9/12/15), including his first solo stop and pass break-up ... Posted his first tackle for loss at Southern Illinois (10/10/15) and followed it up with another one against South Dakota State (10/31/15) ... Was in on 2 tackles against Illinois State at Plaster Stadium (10/17/15).

High School: Oluwafunmila was a standout first-year player at Montverde (Fla.) Academy where he was one of the Eagles' top performers ... Recorded a power throw of 37.5 during the Orlando Nike Football Training Camp testing last March with a 28.7-inch vertical ... According to Montverde coach Brian Triweek, he received a scholarship offer after his first spring game for the Eagles in 2014.

Personal: Taiwo Damilola Oluwafunmila was born 8/17/97 in Lagos, Nigeria ... Son of Olajide and Abimbola Oluwafunmila of Lagos ... Has four brothers, Adebola, Shola, Omolulu, Kehinde, and a sister, Ejike ... Majoring in Sociology.

CAREER STATS SUMMARY

Year	G-GS	UT	AT	TT	TFL	Sk-Yd	Int-Yd	PD	FF-R
2015	11-0	3	8	11	1.0	0.0-0	0-0	1	0-0
2017	8-0	4	7	11	0.0	0.0-0	0-0	0	0-0
2018	8-0	0	1	1	0.0	0.0-0	0-0	0	0-0
Total	27-0	7	16	23	1.0	0.0-0	0-0	1	0-0



CAREER HIGHS

Tackles: 3 (vs. Chadron St., 9/12/15, vs. South Dakota St., 10/21/17); **Solos:** 2 (at Missouri, 9/2/17); **TFL:** 0.5 (at Southern Ill., 10/10/15; vs. South Dakota St., 10/31/15); **Sacks:** none; **Interceptions:** none.

CAREER HONORS

MVFC Honor Roll: 2016; MSU Athletic Director's Honor Roll: (Spring 2017).





56

Matt Platko

Offensive Line • Senior • Height: 6-4 • Weight: 288
Hometown: Woodstock, Ga. • High School: Woodstock High
Major: Psychology • Experience: 1 Letter | 1 Yr. Squad

2018: Played in 9 games in his first season at Missouri State ... Made his MSU debut in home opener against Lincoln (9/6/18) ... Offensive lineman saw in all 6 home games.

Ellsworth CC: Was starting center for Ellsworth (Iowa) Community College in 2017 and earned was a first-team all-conference and NJCAA All-Region selection for coach Jesse Montalto ... Earned team offensive line most-valuable player distinction at Ellsworth ... Was also on the squad at Hutchinson (Kan.) Community College for two seasons, including a redshirt year (2015), where he started at tackle and guard in 2016.

High School: Was a first-team all-conference lineman at Woodstock (Ga.) High for coach Brent Budde where the Wolverines started the 2014 season 6-0.

Personal: Matthew Joseph Platko was born 12/3/96 ... Son of Dan and Rebecca Platko of Woodstock, Ga. ... Has three brothers, Tim, Sam, and Davis, and three sisters, Corlee, Chloe, and Megan ... Majoring in Psychology.



17

Parker Powell

Quarterback • Redshirt Freshman • Height: 6-6 • Weight: 234
Hometown: St. Louis, Mo. • High School: Lindbergh High
Major: Human Resources Management • Experience: 1 Yrs. Squad

Threw an 8-yard completion in Maroon and White Spring Game (4/18/19) and finished 1-for-3 through the air with no sacks.

2018: Redshirted as a true freshman.

High School: Threw for 2,395 yards for a 10-2 Lindbergh High as a senior for coach Tom Beauchamp at Lindbergh High in St. Louis in 2017 ... Completed 127-of-254 passes for 25 touchdowns in his final prep season ... Threw for over 1,000 yards with 7 TDs as a junior.

Personal: Parker William Powell was born 12/17/99 in St. Louis, Mo. ... Son of Rick and Amy Powell of St. Louis ... Has a brother, Kennedy ... Majoring in Human Resources Management.



46

Rusty Rudd

Cornerback • Redshirt Freshman • Height: 6-2 • Weight: 175
Hometown: Fort Gibson, Okla. • High School: Fort Gibson High
Major: Undeclared • Experience: 1 Yr. Squad

2018: Redshirted as a true freshman.

High School: A three-year starter for Fort Gibson (Okla.) High, seeing action all over the field as a defensive back, wide receiver and running back during his prep career ... Earned All-Verdigris Valley Conference and all-district honors as a senior captain in 2017 ... Also named to the *Muskogee Phoenix's* All-Area squad after helping coach Greg Whiteley's Tigers to a 7-4 finish his senior season.

Personal: Rusty Wade Rudd was born 1/5/00 in Tulsa, Okla. ... Son of A.J. Rudd and Whitney Coleman of Fort Gibson, Okla. ... Has three brothers, A.J., Jesse, and Judd, and two sisters, Aceley and Blakely ... Undecided on academic major.



87

Aaron Samek

Wide Receiver • Junior • Height: 6-2 • Weight: 196
Hometown: Bolivar, Mo. • High School: Bolivar High
Major: Construction Mgt. • Experience: 1 Letter | 1 Yr. Squad

Snagged a 14-yard pass from Payton Huslig in Maroon and White Spring Game (4/18/19).

2018: Played in all 11 games as a sophomore, primarily on special teams, but did not have any receptions ... Posted a tackle at No. 7 South Dakota State (11/3/18) ... Recognized on MVFC Honor Roll ... Named to MSU Athletic Director's Honor Roll for fall and spring semesters ... Snagged a pair of pass receptions for 10 total yards in MSU's Maroon and White Spring Game (4/19/18).

Northwestern State: Redshirted in fall of 2016 at Northwestern (La.) State University in Natchitoches, La. before transferring to Missouri State ... Was part of a 1-10 campaign for coach Jay Thomas that season.

High School: Part of three Central Ozarks Conference titles for coach Lance Roweton at Bolivar (Mo.) High where he was a three-year starter at running back, defensive back and kick returner ... Scored a school-record 148 points his senior season in 2015 while earning all-conference and all-region honors ... Was team captain his final two years at Bolivar ... Also played baseball at Bolivar where he helped the Liberators to a conference title in 2016.

Personal: Aaron Paul Samek was born 4/30/98 in Bolivar, Mo. ... Son of Mike and Tamara Samek of Bolivar ... Has three brothers, Eli, Isaac, and Russ, and a sister, Emma ... Brother Isaac played football at William Penn University where he was a two-time All-American ... Majoring in Construction Management.

CAREER HONORS

MVFC Honor Roll: 2018; MSU Athletic Director's Honor Roll (Fall 2018, Spring 2019).



1

Zack Sanders

Cornerback • Junior • Height: 6-0 • Weight: 187
Hometown: Lawrence, Kan. • High School: Lawrence Free State HS
Major: Sport & Park Administration • Experience: 2 Letters | 2 SQ

Had a tackle for loss and broke up a pass in Maroon and White Spring Game (4/18/19).

2018: Started 10-of-11 games at cornerback his sophomore campaign ... Averaged 16.2 yards per kickoff return with a long of 22 ... Brought down 49 ball carriers for the season which ranked 6th on the club, while his 41 solo stops tied for 3rd ... Posted 7 tackles -- all solos -- in season opener at Oklahoma State (8/30/18) with an interception ... Was also in on 7 stops with a forced fumble in win over No. 20 Northern Arizona (9/15/18) and vs. Southern Illinois (10/27/18) with 6 and 7 solos, respectively, in those games ... Broke up a season-high 2 passes with 4 tackles in season finale at UNI (11/17/18) ... Finished with 6 solo stops at South Dakota (10/6/18) ... Had an interception and a tackle in the Bears' Maroon and White Spring Game (4/19/18).

2017: Played all 11 games as a true freshman with 3 starts in the defensive secondary ... Brought down 27 ball carriers with 18 solo stops ... Snagged an interception in second game of his college career to go with 4 tackles at North Dakota (9/9/17) ... Had season-high 6 tackles against Murray State (9/16/17) with 4 solos ... Broke up 3 passes at home against UNI (11/11/17) ... Notched 4 solo tackles in season finale at Youngstown State (11/18/17) along with his only tackle for loss on the year ... Contributed 5 tackles at North Dakota State (9/30/17).

High School: Was a Kansas 6A All-State first-team selection at wide receiver and cornerback as a senior at Lawrence Free State High School in 2016 ... Earned area player of the year distinction for the Firebirds, while leading coach Bob Lisher's club to a 9-3 season in 2016 ... Earned all-conference honors at receiver, cornerback and punt returner as a senior and broke Lawrence Free State program records for single-game, season and career receptions, yards and interceptions ... Was also all-state honorable mention and all-conference at WR his junior season ... Helped produce three-straight 6A semifinal appearances for Free State ... Also competed in baseball and track during his prep career.

Personal: Zackiyah Diondre Sanders was born 12/3/98 in Lawrence, Kan. ... Son of Zack Sanders and Lorri Coleman ... Has a brother, Kevin, and two sisters, Danielle and Kionna ... Majoring in Sport and Park Administration.

CAREER STATS SUMMARY

Year	G-GS	UT	AT	TT	TFL	Sk-Yd	Int-Yd	PD	FF-R
2017	11-3	18	9	27	1.0	0-0	1-3	6	1-0
2018	11-10	41	8	49	0.0	0-0	1-0	5	1-0
Total	22-13	59	17	76	1.0	0-0	2-3	11	2-0

Kickoff Returns: 5-81 (16.2), Long 22. Punt Returns: 1-(-2).



CAREER HIGHS

Tackles: 7 (done 3 times, last vs. Southern Ill., 10/27/18); **Solos:** 7 (at Oklahoma St., 8/30/18, vs. Southern Ill., 10/27/18); **TFL:** 1.0 (at Youngstown St., 11/18/17); **Sacks:** none; **Interceptions:** 1 (at North Dakota, 9/9/17, at Oklahoma St., 8/30/18).



Zack Sanders



89

Isaac Smith

Tight End • Junior • Height: 6-7 • Weight: 236
Hometown: Kansas City, Mo. • High School: Lincoln College Prep
Major: Sport & Park Admin. • Experience: 1 Letter | 3 Yrs. Squad

2018: Played in 5 games his sophomore year ... Did not tally any pass receptions ... Recognized on MVFC Honor Roll ... Named to MSU Athletic Director's Honor Roll for fall semester.

2017: Saw playing time in 4 games as a redshirt freshman, including road contests at Southern Illinois (11/4/17) and Youngstown State (11/18/17) late in the season ... Did not tally any pass receptions.

2016: Redshirted his first year at Missouri State ... Collected 2 pass receptions for 11 yards in Maroon and White Spring Game (4/27/17).

High School: Was a four-year starter for coach Henry Newell at Lincoln College Prep Academy in Kansas City as a standout wide receiver ... Also played basketball and track in high school with a career-best 6-foot-8 high jump effort his senior season ... Was all-state, all-conference and all-district in basketball and all-state in track.

Personal: Isaac J. Smith was born 12/21/97 in Kansas City, Mo. ... Son of Jerry and Carolyn Smith of Kansas City ... Has three brothers, Chris, James and Michael and two sisters, Danielle and Aleice ... Majoring in Sport and Park Administration.

CAREER HONORS

MVFC Honor Roll: 2018; MSU Athletic Director's Honor Roll (Fall 2018).



13

Kendall Stewart

Wide Receiver • Senior • Height: 5-10 • Weight: 184
Hometown: Wichita, Kan. • High School: Maize High
Major: General Studies • Experience: 1 Letter | 1 Yr. Squad

2018: Played all 11 games ... Accounted for all 26 offensive yards of his junior season in home opener against Lincoln (9/6/18) with a 20-yard carry and a 6-yard reception ... Logged special teams tackles in win over No. 9 Illinois State (9/29/18) and at South Dakota (10/6/18).

Butler CC: Two-year standout for coach Tim Schaffner at Butler (Kan.) Community College ... Caught 15 passes for 337 yards and a pair of touchdowns for an 8-3 team in 2017 ... Averaged 22.5 yards per reception his sophomore season for the Grizzlies ... As a redshirt freshman at Butler, he snagged 14 receptions for 85 yards in 8 appearances ... Attended Central Methodist University in Fayette, Mo., as a freshman in 2015-16.

High School: Four-year starter for coach Gary Guzman at Maize High in Wichita, Kan., as a quarterback and wide receiver ... Part of a 4-5 campaign for the Eagles his senior year (2014) ... Also ran track at Maize as a standout sprinter.

Personal: Kendall Lee Stewart was born 10/2/96 in Wichita, Kan. ... Son of Chris and Lori Stewart of Wichita ... Has two sisters, Kelsey and Caitlyn ... Sister, Kelsey, was an All-American softball player at Florida ... Majoring in General Studies.

CAREER STATS SUMMARY

Year	G-GS	TC	Yds	TD	Rec	Yds	Avg	TD	Lg
2018	11-0	1	20	0	1	6	6.0	0	6
Total	11-0	1	20	0	1	6	6.0	0	6



18

Ethan Swanegan

Wide Receiver • Redshirt Freshman • Height: 6-5 • Weight: 225
Hometown: Blue Springs, Mo. • High School: Blue Springs S. High
Major: Communication Studies • Experience: 1 Yr. Squad

2018: Redshirted as a true freshman ... Played in game at Indiana State (10/13/18) ... Earned MVFC Honor Roll ... Named to MSU Athletic Director's Honor Roll for fall semester.

High School: An all-district, all-conference and all-metro wide receiver in 2017, Swanegan finished his career at Blue Springs (Mo.) South High as the program's career leader in receiving yards (1,371) ... Broke single-game records for receptions (15) and receiving yards (220) as a senior ... Finished career with 90 catches for coach Greg Oder's Jaguars ... Averaged 15.1 yards per catch as a junior with all-district and all-area distinction ... Was part of 15-0 Class 6 state championship team in 2015 ... Also played basketball at Blue Springs South.

Personal: Ethan Lee Swanegan was born 12/21/99 in Blue Springs, Mo. ... Son of Tim and Lynette Swanegan of Blue Springs ... Has three sisters, Payton, Zori, and Mia ... Sister, Mia, played volleyball at West Virginia ... Communication Studies.



4

Lorenzo Thomas

Wide Receiver • Junior • Height: 6-5 • Weight: 202
Hometown: Jasper, Texas • High School: Jasper High
Major: Sociology • Experience: 2 Letters | 2 Yrs. Squad

Caught a 20-yard pass reception from Peyton Huslig in Maroon and White Spring Game (4/18/19).

2018: Shared team lead with 35 receptions as a sophomore ... Had 496 yards -- 14.2 yards per reception -- was second on the club ... Was also second on the squad in all-purpose yards (496) ... Had the game-winning touchdown reception with 16 seconds left at Indiana State (10/13/18) for his only score of the season ... Had 8 receptions for career-high 173 yards vs. Southern Illinois (10/27/18) ... Had 6 receptions at South Dakota for 61 yards (10/6/18) ... Posted 89 yards on 5 catches in home win over Lincoln (9/6/18) ... Posted 4 catches for 30 yards at South Dakota State (11/3/18) ... Notched multiple receptions in 8-of-11 games.

2017: Played in all 11 games as a true freshman receiver with 6 starts ... Snagged 15 passes for 184 yards on the season ... Accounted for 10 catches in a 3-week span late in the year ... Had season-best game in win at Southern Illinois (11/4/17) with 4 catches for 76 yards, including a season-long 40-yard catch and run ... Also caught 4 passes for 43 yards in win over Indiana State (10/28/17) ... Had multiple receptions in three other games, including Missouri (9/2/17), South Dakota State (10/21/17) and UNI (11/11/17) ... Picked up a yard on his only rush of the year, at Missouri in season opener ... Earned MVFC Honor Roll laurels ... Named to MSU Athletic Director's Honor Roll for Fall 2017 semester.

High School: Was a Texas Class 4A first-team all-district selection on both sides of the ball as a standout wide receiver and cornerback at Jasper (Texas) High ... Helped lead coach Darrell Barbay's Bulldogs to a 10-3 campaign in 2016 and also earned academic all-district distinction ... As a junior, he started and earned all-district honors ... Was also a standout basketball player at Jasper, averaging 17 points and 10 rebounds a game his senior year and 15 points as a junior with all-district honors in 2015-16 ... Was named MVP of five different basketball tournaments his final two seasons.

Personal: Lorenzo Ashton Thomas was born 10/20/98 in Beaumont, Texas ... Son of Lorenzo and Cynthia Thomas of Jasper, Texas ... Has a sister, Ashlen ... Majoring in Sociology.

CAREER STATS SUMMARY

Year	G-GS	TC	Yds	TD	Rec	Yds	Avg	Lg	TD
2017	11-6	1	1	0	15	184	12.3	40	0
2018	11-11	0	0	0	35	496	14.2	48	1
Total	22-17	1	1	0	50	680	13.6	48	1

100-Yard Receiving Games: 1. Tackles: 2.

CAREER HIGHS

Receptions: 8 (vs. Southern Ill., 10/27/18); **Rec. Yards:** 174 (vs. Southern Ill., 10/27/18); **TD:** 1 (at Indiana St., 10/13/18); **Long Rec.:** 48 (vs. Lincoln, 9/6/18).

CAREER HONORS

MVFC Honor Roll: 2017; MSU Athletic Director's Honor Roll (Fall 2017).





16

Damoriea Vick

Wide Receiver • Sophomore • Height: 6-3 • Weight: 207
Hometown: Oklahoma City, Okla. • High School: Westmoore High
Major: Undeclared • Experience: 1 Letter | 1 Yr. Squad

Had a game-high 4 receptions for 43 yards in Maroon and White Spring Game (4/18/19).

2018: Averaged 13.4 yards per reception as a true freshman ... His 30 catches ranked 4th on the squad and 2nd on MSU freshman single-season list, while his 401 yards also ranked 2nd on the freshman list ... Had 7 catches for 99 yards in win over No. 9 Illinois State (9/29/18) ... Snagged 4 receptions at South Dakota State (11/3/18) and at South Dakota (10/6/18) with a 50-yard day at South Dakota ... Also had a 33-yard reception vs. Southern Illinois (10/27/18) as part of a 55-yard day ... Averaged 4.6 yards per carry on 8 rushing attempts for the year ... Had multiple receptions in 8-of-11 contests.

High School: Helped lead Westmoore (Okla.) High to an 8-3 season as a standout wide receiver for coach Lorenzo Williams' Jaguars ... Caught 41 passes as a senior for 510 yards and 5 touchdowns ... Averaged 12.4 yards per reception and 46.4 yards per game ... Set school records for single-game, season and career pass receptions ... Earned district-wide receiver of the year honors as a senior in addition to earning all-conference laurels for the second straight season.

Personal: Damoriea Zykeith Vick was born 12/11/99 in Oklahoma City ... Has a brother, Desmond, and a sister, Nyla ... Undeclared academically.

CAREER STATS SUMMARY

Year	G-GS	TC	Yds	TD	Rec	Yds	Avg	Lg	TD
2018	11-10	8	37	0	30	401	13.4	36	0
Total	11-10	8	37	0	30	401	13.4	36	0

100-Yard Receiving Games: 0. Tackles: 0.

CAREER HIGHS

Receptions: 7 (vs. Illinois St., 9/29/18); **Rec. Yards:** 99 (vs. Illinois St., 9/29/18); **TDs:** none.
Long Rec.: 36 (vs. Illinois St., 9/29/18).



7

Titus Wall

Safety • Junior • Height: 6-0 • Weight: 201
Hometown: Plano, Texas • High School: Plano West High
Major: Sport and Park Admin. • Experience: 2 Letters | 2 Yrs. Squad

Registered 3 tackles in Maroon and White Spring Game (4/18/19).

2018: Played in all 11 games as a sophomore ... Brought down 50 ball carriers, which ranked 5th on the team and tops among non-starters ... Notched 24 solo stops ... Logged season-best 11 tackles with 5 solos in win at Indiana State (10/13/18) ... Recorded 7 tackles vs. No. 1 North Dakota State (11/10/18) at Plaster with 5 solos ... Brought down 6 ball carriers in home opener against Lincoln (9/6/18) and at South Dakota (10/6/18) with a pass break-up ... Also notched 6 stops vs. Western Illinois (10/20/18) at home ... Had a 28-yard interception return in Maroon and White Spring Game (4/19/18) with 4 tackles and a tackle for loss.

2017: Played in all 11 games as a true freshman, earning a start in the season finale at Youngstown State (11/18/17) ... Finished year with 27 tackles, including season-best 9 in opener at Missouri (9/2/17) with 8 solo tackles ... Had 5 stops at North Dakota (9/9/17) with a pass break-up ... Also produced 5 tackles at home against South Dakota State (10/21/17) with 4 solos ... Was in on 3 stops in home win over Murray State (9/16/17) ... Earned MVFC Honor Roll laurels ... Named to MSU Athletic Director's Honor Roll for Fall 2017 semester.

High School: Registered 110 tackles his senior season (2016) at Plano (Texas) West Senior High School ... Also recorded 9 tackles for loss, 3 sacks and 4 forced fumbles as a senior ... Recorded a 4.60 40-yard dash at Nike Opening 7-on-7 event and was rated as the 25th best OLB in the state of Texas for 2016-17 ... Earned first-team all-district and second-team all-county honors for the Wolves in 2016, after picking up second-team all-district recognition as a junior ... Made 88 total stops, seven tackles for loss and four forced fumbles in 2015 ... Wall also competed in track and field as a sprinter.

Personal: Titus Isaiah Wall was born 5/8/99 in Lima, Ohio ... Son of Leslie Shurelds of Plano, Texas ... Has a brother, Nick ... Majoring in Sport and Park Administration.

CAREER STATS SUMMARY

Year	G-GS	UT	AT	TT	TFL	Sk-Yd	Int-Yd	PD	FF-R
2017	11-1	16	11	27	0-0	0-0	0-0	1	0-0
2018	11-0	24	26	50	1.5	0-0	0-0	1	0-0
Total	22-1	40	37	77	1.5	0-0	0-0	2	0-0

CAREER HIGHS

Tackles: 11 (at Indiana St., 10/13/18); **Solos:** 5 (at Indiana St., 10/13/18, vs. North Dakota St., 11/10/18); **TFL:** 1.0 (at South Dakota, 10/6/18); **Sacks:** none; **Interceptions:** none.

CAREER HONORS

MVFC Honor Roll: 2017; MSU Athletic Director's Honor Roll: (Fall 2017).



Lorenzo Thomas



Kylin Washington

Defensive Tackle • Senior • Height: 6-2 • Weight: 268
Hometown: Fort Smith, Ark. • High School: Northside High
Major: Economics • Experience: 1 Letter | 1 Yr. Squad

2018: Played in 10 games with 5 starts at defensive tackle his junior season ... Logged 8 total tackles on the campaign ... Brought down 3 ball carriers in season finale at UNI (11/17/18) with a half sack ... Also had a half sack as part of 2 total stops in home opener against Lincoln (9/6/18) ... Logged 2 stops in season opener at Oklahoma State (8/30/18) ... Broke up a pass in win over No. 20 Northern Arizona (9/15/18).

NE Mississippi CC: Recorded 32 tackles and 3 sacks for 24 yards as a sophomore for coach Greg Davis' Tigers at Northeast Mississippi Community College in Booneville, Miss. ... Spent 2015 and 2016 seasons at Eastern Illinois University where he redshirted in 2015.

High School: Played defensive end and nose tackle for coach Mike Falleur at Fort Smith (Ark.) Northside High ... Rated the No. 37 overall prospect in the state of Arkansas by 24-7 Sports.com out of high school ... Selected to play in the Arkansas All-Star game after being named first team all-conference for the Grizzlies in 2014 as a senior ... Also played baseball in high school.

Personal: Kylin Rashawn Washington was born 10/29/96 in Temple, Texas ... Son of Belinda Washington of Fort Smith, Ark. ... Has a brother, Khaden, and a sister, Karys ... Uncle Bavin Caldwell played football at Arkansas and later with the Washington Redskins ... Majoring in Economics.

CAREER STATS SUMMARY

Year	G-GS	UT	AT	TT	TFL	Sk-Yd	Int-Yd	PD	FF-R
2018	10-5	1	7	8	1.0	1.0-8	0-0	1	0-0
Total	10-5	1	7	8	1.0	1.0-8	0-0	1	0-0



CAREER HIGHS

Tackles: 3 (at UNI, 11/17/18); **Solos:** 1 (at UNI, 11/17/18); **TFL:** 0.5 (vs. Lincoln, 9/6/18, at UNI, 11/17/18); **Sacks:** 0.5 (vs. Lincoln, 9/6/18, at UNI, 11/17/18); **Interceptions:** none.



Kylin Washington



Walter Watson

Defensive Tackle • Junior • Height: 6-2 • Weight: 286
Hometown: Oklahoma City, Okla. • High School: Del City High
Major: Sociology • Experience: 1 Letter | 3 Yrs. Squad

2018: Played in 8 games his sophomore year ... Posted 6 total tackles with 2 solo stops in home opener vs. Lincoln (9/6/18) with a forced fumble ... Notched a solo tackle in win at Indiana State (10/13/18).

2017: Played in 3 games as a redshirt freshman ... Made college debut in home win over Murray State (9/16/17) ... Also saw action in home games against Illinois State (9/23/17) and Indiana State (10/28/17).

2016: Redshirted his first year at Missouri State.

High School: Was a two-way standout for Oklahoma City's Del City High School, recording 35 tackles (including 6 for loss) and 3.0 sacks as a senior in 2015 for coach Nick Warehime ... Earned Class 5A West All-Star by class recognition from the Oklahoma Coaches Association as a defensive lineman in 2015 ... Helped team to a 6-5 mark his senior campaign while earning All-Big 10 Conference distinction ... Started 34 games on the Eagles' offensive line over his three-year career ... Brought down 23 ball carriers with a pair of sacks and 3 TFLs as a junior.

Personal: Walter Eugene Watson was born 4/29/97 in Oklahoma City, Okla. ... Son of Walter Hayes and Donna Cantley of Oklahoma City ... Has a brother, Corey, and two sisters, Kristina and Maryh ... Majoring in Sociology.

CAREER STATS SUMMARY

Year	G-GS	UT	AT	TT	TFL	Sk-Yd	Int-Yd	PD	FF-R
2017	3-0	0	0	0	0.0	0-0	0-0	0	0-0
2018	8-0	3	4	7	0.0	0-0	0-0	0	1-0
Total	11-0	3	4	7	0.0	0-0	0-0	0	1-0



CAREER HIGHS

Tackles: 6 (vs. Lincoln, 9/6/18); **Solos:** 2 (vs. Lincoln, 9/6/18); **TFL:** none; **Sacks:** none; **Interceptions:** none.



Jordan Wilkes

Linebacker • Junior • Height: 6-0 • Weight: 231
Hometown: Florissant, Mo. • High School: Pattonville High
Major: Health Services • Experience: 2 Letters | 3 Yrs. Squad

Recorded a game-high 9 tackles with a forced fumble in Maroon and White Spring Game (4/18/19).

2018: Played in 7 games as a sophomore and earned 4 starts at middle linebacker ... Had multiple tackles in each appearance, including season-high 6 in win at Indiana State (10/13/18) with 4 solos and a tackle for loss ... Was in on a sack with 4 stops in win over No. 20 Northern Arizona (9/15/18) ... Posted 1.5 tackles for loss as part of his 3-tackle day with a fumble recovery at Oklahoma State (8/30/18) in season opener ... Also posted 3 tackles in home opener against Lincoln (9/6/18) ... Earned MVFC Commissioner's Academic Excellence Award and recognized on MVFC Honor Roll ... Named to MSU Athletic Director's Honor Roll for fall and spring semesters ... Recorded 2 solo tackles in the Maroon and White Spring Game (4/19/18).

2017: Played in all 11 games as a redshirt freshman, earning a start in the home win over Murray State (9/16/17) ... Had season-high 7 tackles against Murray State ... Had a tackle for loss and 2 solos in road win at Southern Illinois (11/4/17) ... Produced 5 tackles at North Dakota (9/9/17) ... Posted 4 tackles and a TFL against Illinois State (9/23/17) at home ... Also registered 4 stops in win over Indiana State (10/28/17) ... Returned 3 kickoffs for 29 total yards -- with a long of 15 -- against South Dakota State (10/21/17) ... Earned MVFC Commissioner's Academic Excellence Award and MVFC Honor Roll laurels ... Named to MSU Athletic Director's Honor Roll for Fall 2017 and Spring 2018 semesters.

2016: Redshirted his first year at Missouri State ... Recorded 6 total tackles in the Maroon and White Spring Game (4/27/17).

High School: Was a four-time all-conference honoree for coach Steve Smith at Pattonville (Mo.) High School ... Was named to all-state squads on both sides of the ball during his prep career ... As a linebacker, he ranked among the Pirates' top three tacklers in each of his final three prep seasons, including 113 stops and 4 forced fumbles in 2015 ... Wilkes also hauled in 13 touchdown receptions as a tight end to earn all-district honors for the second year in a row ... Team was 8-4 his senior season in 2015.

Personal: Jordan Dominique Wilkes was born 10/7/97 in St. Louis ... Son of Erika and Lamar Wilkes of St. Louis ... Has a brother, Lamar Jr. ... Majoring in Health Services.

CAREER STATS SUMMARY

Year	G-GS	UT	AT	TT	TFL	Sk-Yd	Int-Yd	PD	FF-R
2017	11-1	10	18	28	1.5	0-0	0-0	0	0-0
2018	7-4	8	14	22	3.0	0-5-0	0-0	0	0-1
Total	18-5	18	32	50	4.5	0.5-0	0-0	0	0-1



CAREER HIGHS

Tackles: 7 (vs. Murray St., 9/16/17); **Solos:** 4 (at Indiana St., 10/13/18); **TFL:** 1.5 (at Oklahoma St., 9/6/18); **Sacks:** 0.5 (vs. Northern Ariz., 9/15/18); **Interceptions:** none.

CAREER HONORS

MVFC Commissioner's Academic Excellence Award: 2018; MVFC Honor Roll: 2018; MSU Athletic Director's Honor Roll: (Fall 2018, Spring 2019).



Nick Williams

Kicker • Sophomore • Height: 6-1 • Weight: 192
Hometown: Kirkwood, Mo. • High School: Kirkwood High
Major: Construction Mgt. • Experience: 1 Letter | 1 Yr. Squad

2018: Served as the Bears' kickoff specialist as a true freshman ... Averaged 59.3 yards per kickoff with 11 touchbacks on 47 attempts (2786 yards) ... Had a special teams tackle in win over No. 20 Northern Arizona (9/15/18) ... Had season-high 8 kickoffs in home opener against Lincoln (9/6/18), averaging 63.8 yards per KO ... Posted season-best kickoff average (65.0) on 4 attempts with 3 touchbacks at Oklahoma State (8/30/18) ... Had multiple touchbacks in win over No. 9 Illinois State (9/29/18) and vs. Western Illinois (10/20/18) ... Averaged 62.7 yards on 7 kickoffs in win over Northern Arizona (9/15/18).

High School: Had a 78-percent kickoff touchback percentage as a first-team all-conference and all-district kicker for coach Farrel Shelton at Kirkwood (Mo.) High in 2017 ... Converted 41-of-43 extra points and 4 field goals for the Pioneers to help them to a Suburban South championship his senior campaign ... Also earned conference special teams player of the year and St. Louis All-Metro honors ... Was also a varsity starter for 2016 Missouri state championship team, making 57-of-60 extra points and 8 field goals as a junior ... His 81 points in 2016 set a state record for points by a kicker, earning him second-team all-conference and all-district honors ... Was also a standout third baseman on the baseball team.

Personal: Nicholas Mark Williams was born 7/20/99 in St. Louis, Mo. ... Son of Jeff and Jennifer Williams of Kirkwood ... Has a brother, Joey ... Majoring in Construction Management.



Jordan Wilkes



5

Jeremiah Wilson

Running Back • Sophomore • Height: 6-1 • Weight: 216
Hometown: Kansas City, Mo. • High School: Center High
Major: Undeclared • Experience: 1 Letter | 1 Yr. Squad

2018: Averaged 4.7 yards per carry and 43.2 yards per kickoff return as a true freshman ... Was limited to just 7 games while battling injury ... Logged season-highs 87 yards on 15 carries vs. No. 1 ranked North Dakota State on 11/10/18 with a 6-yard touchdown run ... Had season-long 36-yard carry vs. NDSU ... Had 92-yard kickoff return for a TD against Western Illinois (10/20/18), which ranked him 11th nationally in KO return scores ... Rushed for 61 yards on 14 carries in win at Indiana State with a TD (10/13/18) ... Scored his first collegiate touchdown in home opener against Lincoln (9/6/18) and also had his first pass reception in the win over the Blue Tigers.

High School: Was a three-sport standout for Kansas City's Center High, earning first-team Missouri Class 3 All-State honors in football as a senior ... Averaged 10 yards per carry as a running back for coach Brian Delong's club in 2017, picking up All-Simone Team recognition and district player of the year accolades as well ... Also starred as a sprinter for the Yellow-jackets on the track, advancing to the state meet in both the 100 and 200 as a junior and senior, and anchored the state championship 4x100 relay team as a senior ... Also stood out on the hardwood, where he helped Center to a 20-win season in 2017.

Personal: Jeremiah Alexander Wilson was born 3/11/00 in Kansas City, Mo. ... Son of David Lee Wilson and Felicia Ann Smith of Kansas City ... Has three brothers, Charles, David and Ashton, and a sister, Asia ... Undecided on major.

CAREER STATS SUMMARY

Year	G-GS	TC	Yds	TD	Lg	Rec	Yds	Avg	TD
2018	7-2	59	277	3	36	1	6	6.0	0
Total	7-2	59	277	3	36	1	6	6.0	0

Tackles: 0.

CAREER HIGHS

Carries: 15 (vs. North Dakota St., 11/10/18); **Rush Yards:** 87 (vs. North Dakota St., 11/10/18); **TD:** 1 (done 3 times, last vs. North Dakota St., 11/10/18); **Long Rush:** 36 (vs. North Dakota St., 11/10/18); **Receptions:** 1 (vs. Lincoln, 9/6/18); **Rec. Yards:** 6 (vs. Lincoln, 9/6/18).



49

Brendan Withrow

Punter • Senior • Height: 6-0 • Weight: 204
Hometown: Imperial, Mo. • High School: St. Pius X High
Major: MBA (Postgraduate) • Experience: 2 Letters | 4 Yrs. Squad

Averaged 39.3 yards on 8 punts in Maroon and White Spring Game (4/18/19), long of 48.

2018: Averaged 41.0 yards per punt as a junior ... Ranked 40th nationally and 5th in the MVC in punting average ... Bears ranked 5th nationally and led the Missouri Valley in net punting (39.34) ... 22-of-63 punts downed inside the 20 with 9 punts of 50 yards or more ... Had just one touchback in 63 attempts ... Season-long punt of 63 yards at Oklahoma State (8/30/18) ... Averaged season-best 46.8 on 5 punts against Western Illinois (10/20/18) ... Had 4-of-6 punts downed inside the 20 vs. Southern Illinois (10/27/18) ... Averaged 44.6 yards on season-high 10 attempts at Oklahoma State (8/30/18) ... 5-of-7 punts fair caught in season finale at UNI (11/17/18) on a 44.0 average ... Logged a 72-yard free kick in home win over No. 20 Northern Arizona (9/15/18) ... Recognized on MVFC Honor Roll ... Named to MSU Athletic Director's Honor Roll for spring semester ... Punted for both teams in Maroon and White Spring Game (4/19/18) and averaged 39.8 on 12 punts with a long of 55.

2017: Ranked No. 5 in the MVFC and 35th nationally in punting average (41.0) in 57 attempts ... Also had the league's eighth-best punting average (39.7) in conference games ... Punted 7 times in each of the club's first 3 games of the year ... Had a season-long 70-yard punt in season opener at Missouri (9/2/17), and averaged 44.3 yards on 7 attempts with 3 inside the 20 in Columbia ... Averaged season-high 46.0 yards at Western Illinois (10/14/17) with a long of 56 ... Had a 60-yard punt at North Dakota (9/9/17) to boast a 44.0 average on 7 punts ... Downed 3 punts inside the 20 in road win at SIU (11/4/17) as well as home game against South Dakota State (10/21/17) ... Averaged 45.7 yards on 6 punts vs. UNI (11/11/17) with a long of 56 ... Named to MSU Athletic Director's Honor Roll for Spring 2018 semester.

2016: Played in 2 games before suffering a season-ending injury in the Murray State game (9/10/16) on a fake punt play ... Averaged 39.2 yards on 6 punt attempts for the season, including a season-long 47-yarder at Murray State ... All 3 of his punts in season opener against Southwestern College (9/1/16) were fair caught, with 2 downed inside the 20 and a long of 45 ... Earned MSU Athletic Director's Honor Roll distinction for fall and spring semesters ... Also named to MVFC Honor Roll ... Punted for both teams in Maroon and White Spring Game (4/27/17) and averaged 37.1 with a long of 47 and 4 downed inside the 20.

2015: Redshirted his first season at Missouri State.

High School: Was a three-time all-district and all-conference kicker and punter at St. Pius X High School in Festus, Mo. ... Earned second-team all-state and first-team all-region kicker honors in 2014 ... Kicked 5 field goals, averaged 59.0 yards per kickoff and scored 59 points his senior season ... Helped Coach Jerry Woods' Lancers to back-to-back 7-4 seasons in 2013 and 2014 ... Also started on the St. Pius X basketball team two seasons.

Personal: Brendan Michael Withrow was born 4/20/97 in St. Louis, Mo. ... Son of Jeff and Rose Withrow of Imperial, Mo. ... Has a brother, Adam, and a sister, Heather ... Graduated with a degree in Risk Management & Insurance and is seeking his MBA in graduate school.

CAREER STATS SUMMARY

Year	G	Punt	Yds	Avg	Lg	FG-FGA	Lg	KO	Yds
2016	2	6	235	39.2	47	0-0	0	0	0
2017	11	57	2338	41.0	70	0-0	0	0	0
2018	11	62	2541	41.0	63	0-0	0	1	72
Total	24	125	5114	40.9	70	0-0	0	1	72

CAREER HIGHS

Punts: 10 (at Oklahoma St., 8/30/18); **Punt Avg.:** 46.8 / 5 (vs. Western Ill., 10/20/18); **Long:** 70 (at Missouri, 9/2/17).

CAREER HONORS

MVFC Honor Roll: 2016, 2018; MSU AD's Honor Roll: (Fall 2016, Spring 2017, Spring 2018, Spring 2019).



Brendan Withrow



Antwan Woods



88

Antwan Woods

Wide Receiver • Senior • Height: 6-3 • Weight: 200
Hometown: Coweta, Okla. • High School: Jenks High
Major: Journalism • Experience: 1 Letter | 1 Yr. Squad

2018: Played in 10 games as a junior ... Made MSU debut at Oklahoma State (8/30/18) and hauled in a 27-yard touchdown from Peyton Huslig ... Also scored on an 11-yard touchdown pass at South Dakota (10/6/18) and had a 7-yard rush ... Had season-high 3 receptions vs. Western Illinois (10/20/18) and finished with 25 receiving yards ... Also completed a 12-yard pass in the WIU game ... Posted 2 receptions for 26 yards in win over No. 20 Northern Arizona (9/15/18).

NE Oklahoma A&M: Helped Northeastern Oklahoma A&M to a conference title and 9-3 record in 2017 ... Hauled in 24 receptions for 437 yards and 3 touchdowns for coach Clay Patterson as a sophomore ... Played in 10 games with 7 starts as a freshman receiver at NEO, collecting 11 catches for 138 yards and 3 TDs.

High School: Was a standout prep performer at Jenks (Okla.) High where he helped lead coach Allan Trimble's Trojans to an 11-1 record and 6A playoff run as a senior in 2015.

Personal: Antwan Jerome Woods was born 10/15/97 in Tulsa, Okla. ... Son of Antwan Peters and Share Woods of Coweta, Okla. ... Has two brothers, Leondre and Jalen, and two sisters, Shanece and Mia ... Majoring in Journalism.

CAREER STATS SUMMARY

Year	G-GS	TC	Yds	TD	Rec	Yds	Avg	Lg	TD
2018	10-0	2	10	0	9	114	12.7	27	2
Total	10-0	2	10	0	9	114	12.7	27	2

100-Yard Receiving Games: 0. Tackles: 0.

CAREER HIGHS

Receptions: 3 (vs. Western Ill., 10/20/18); **Rec. Yards:** 27 (at Oklahoma St., 8/30/18); **TDs:** 1 (at Oklahoma St., 8/30/18), at South Dakota, 10/6/18). **Long Rec.:** 27 (at Oklahoma St., 8/30/18).



24

Alan Worsham

Running Back • Senior • Height: 5-9 • Weight: 196
Hometown: Martinez, Ga. • High School: Augusta Christian High
Major: General Studies • Experience: 1 Letter | 1 Yr. Squad

2018: Played in 10 games his junior season ... Made his MSU debut in home opener against Lincoln (9/6/18) with 2 rushes for 9 yards in the win ... Also had a carry in win over No. 20 Northern Arizona (9/15/18) ... Posted a special teams tackle in season finale at UNI (11/17/18).

Coffeyville CC: Played his sophomore season at Coffeyville (Kan.) Community College where he averaged 5.4 yards per carry for coach Aaron Flores' Red Ravens in 2017 ... Carried 8 times for 43 yards in his 11 appearances with 4 tackles.

Mississippi State: Played his first two seasons at Mississippi State University in Starkville for coach Dan Mullen ... Redshirted in 2015 and did not see any game action in 2016 for the Bulldogs.

High School: Three-year starter at running back and linebacker for coach Keith Walton at Augusta Christian High in Martinez, Ga. ... Was starting outside linebacker for a 13-0 squad his sophomore year that won the Georgia state title ... Also competed in basketball and track at Augusta Christian, finishing sixth at state in the 400-meter dash his junior year.

Personal: Alan Justice Worsham was born 11/5/96 in Augusta, Ga. ... Son of Patsy Singleary of Martinez, Ga. ... Has two brothers, Alex and Joel ... Majoring in General Studies.

CAREER STATS SUMMARY

Year	G-GS	TC	Yds	TD	Lg	Rec	Yds	Avg	TD
2018	10-0	3	9	0	6	0	0	0.0	0
Total	10-0	3	9	0	6	0	0	0.0	0

Tackles: 1.

CAREER HIGHS

Carries: 2 (vs. Lincoln, 9/6/30); **Rush Yards:** 9 (vs. Lincoln, 9/6/30); **TD:** none; **Long Rush:** 6 (vs. Lincoln, 9/6/30).



Alan Worsham



Jadan Abdallah

Running Back • Freshman • Height: 6-0 • Weight: 216
Hometown: The Colony, Texas • High School: The Colony High
Major: Undeclared • Experience: High School

High School: Three-year starter for coach Rudy Rangel's Bears at The Colony (Texas) High ... Ranked as the No. 17 running back in the state of Texas ... Helped lead The Colony to a 9-2 ledger and Class 5A-5 conference and district titles his senior year ... Carried 163 times for 1,034 yards and 13 touchdowns in 2018 with 1,098 all-purpose yards ... Earned all-district first-team honors his last three seasons, including laurels at defensive end his sophomore year ... Scored 13 touchdowns his junior year, carrying 178 times for 1,090 yards with 1,212 all-purpose yards ... Logged 72 tackles, 11 sacks and 9 tackles for loss his sophomore season with 4 forced fumbles.

Personal: Jadan Bilal Abdallah was born 8/26/00 in The Colony, Texas ... Son of Yvonne Parker and Hosia Abdallah ... Has a brother, Julian, and two sisters, Jill and Jada ... Undecided on college major.

Daniel Allen

Offensive Line • Junior • Height: 6-5 • Weight: 293
Hometown: Miami, Okla. • High School: Miami High
Major: Exercise & Movement Science • Experience: Transfer

NE Oklahoma A&M: Was a second-team all-conference pick in 2018 for coach Zach Allen at Northeastern Oklahoma A&M College in his hometown of Miami, Okla. ... Was part of a 9-3 conference championship team his freshman season at NEO A&M under coach Clay Patterson.

High School: Earned all-state and all-conference laurels for coach James Cheatham's Wardogs as a senior at Miami (Okla.) High ... Was named outstanding offensive lineman of the year for the Verdigris Valley Conference as a senior in 2016 ... Also competed in track in high school as a standout shot put specialist.

Personal: Daniel Walker Allen was born 9/22/98 in Joplin, Mo. ... Son of Colby and Debra Allen of Miami, Okla. ... Has a brother, Matthew, and a sister, Brandi ... Majoring in Exercise & Movement Science.

Ty Baker

Quarterback • Freshman • Height: 6-2 • Weight: 206
Hometown: Blue Springs, Mo. • High School: Fort Osage High
Major: Undeclared • Experience: High School

High School: Pro-style quarterback was a three-year starter for coach Brock Bolt at Fort Osage High in Independence, Mo. ... Helped the Indians to a 9-5 campaign in 2018 after passing for 1,774 yards on 120-of-218 attempts for 14 TD's ... Also rushed for 8 touchdowns as a senior ... Completed 125-of-239 passes for 1,859 yards and 16 touchdowns in 12 games as a junior ... In his sophomore year, Baker played in 11 games and completed 86-of-185 passes for 1,194 yards and 7 touchdowns ... Also played basketball at Fort Osage.

Personal: Ty Brayden Baker was born 12/18/00 in Blue Springs, Mo. ... Son of Ed and Suzanne Baker of Blue Springs ... Has a brother, Tre ... Undeclared on college major.

Ethan Barnett

Offensive Line • Freshman • Height: 6-7 • Weight: 277
Hometown: Hudson, Ill. • High School: Normal West High
Major: Nursing • Experience: High School

High School: A four-year letterman and two-year starter at Normal (Ill.) West High ... Was instrumental in a 10-2 run for coach Nathan Fincham's Wildcats in 2018 ... Was a Big 12 Conference honorable mention selection at left tackle for a 6A playoff squad his senior year ... Earned IHSA Scholar-Athlete and Big 12 Conference Scholar-Athlete distinction three seasons ... Was part of 6A playoff runs his junior and senior seasons ... Also played baseball at Normal West.

Personal: Ethan William Barnett was born 11/5/00 in Normal, Ill. ... Son of Doug and Nichole Barnett of Hudson, Ill. ... Has two younger brothers, Nicholas and Jacob ... Majoring in Nursing.

Carson Buddemeyer

Tight End • Freshman • Height: 6-2 • Weight: 226
Hometown: St. Louis, Mo. • High School: CBC High
Major: Undeclared • Experience: High School

High School: Standout athlete from St. Louis CBC High ... Started the last two seasons for coach Scott Pingel, helping the Cadets to back-to-back Missouri Class 6 titles ... CBC was 37-4 in his three varsity seasons with three trips to the state semifinals and two appearances in the state title game ... Had 29 catches for 400 yards and 4 touchdowns in 2018 while earning all-district and second-team all-conference honors ... Logged 24 receptions for 242 yards and four TD's as a junior with all-district and All-MCC first-team laurels to his credit.

Personal: Carson Reid Buddemeyer was born 1/22/01 ... Son of Darren and Sandy Buddemeyer of St. Louis ... Has two brothers, Clayton and Connor ... Undecided on academic major.

Grant Burkett

Punter • Freshman • Height: 6-1 • Weight: 175
Hometown: Joplin, Mo. • High School: Webb City High
Major: Undeclared • Experience: High School

High School: A three-year starting punter for coach John Roderique at Webb City (Mo.) High ... Was part of the 2017 Class 4 state championship run and three district championship teams ... Averaged 40.9 yards per punt as a senior in 2018 to help him earn second-team all-state honors ... Averaged 38.9 yards per punt as a junior ... Was 7-of-8 on extra points his last two seasons ... Earned all-district, all-conference and all-region honors in 2017 and 2018, while earning all-region honorable mention as a sophomore ... Cardinals were 51-6 during his high school career, including a 28-1 run his last two campaigns.

Personal: Grant Evan Burkett was born 2/5/01 in Joplin, Mo. ... Son of Anita Bowers and Jeff Burkett ... Has a brother, Ethan ... Undecided on academic major.

Jacquez Carter

Cornerback • Sophomore • Height: 6-2 • Weight: 182
Hometown: Naples, Fla. • High School: Palmetto Ridge High
Major: Animal Science • Experience: Transfer

Arizona Western: Played 11 games and completed 11-of-17 passes (64.7 percent) for 99 yards and a touchdown as a true freshman at Arizona Western College in Yuma, Ariz. ... Also rushed 41 times for 190 yards and 6 touchdowns ... Matadors were 6-5 in the final year of the program in 2018 and ranked No. 19 nationally ... Arizona Western qualified for a bowl game for the 10th straight season under head coach Tom Minnick, the winningest coach in school history... Transferred to Jones County (Miss.) College for spring 2019 semester.

High School: Was starting quarterback for coach Chris Toukonen as a senior at Palmetto Ridge (Fla.) High ... Led team to a 7-3 ledger his senior year while earning all-state, all-conference and all-district honors in 2017 ... Was a first-team all-state, all-district and all-conference his junior year at Lely High in Maples, Fla. ... Was part of a district championship team at Lely in 2015 ... Also played basketball and ran track in high school.

Personal: Carter Jacquez was born 11/10/99 in Naples, Fla. ... Son of Allen and Lisa Carter of Naples ... Has a brother, Dante and a sister, Anliyah ... Majoring in Animal Science.

Baylor Christy

Offensive Line • Freshman • Height: 6-7 • Weight: 299
Hometown: Okmulgee, Okla. • High School: Beggs High
Major: Undeclared • Experience: High School

High School: A standout left tackle, at Beggs (Okla.) High ... Led coach David Tennison's Demons to back-to-back Oklahoma state runner-up finishes ... Beggs was 13-2 each of his last two seasons ... Earned Class 2A second-team all-state honors in 2018 as well as Tulsa World all-region distinction ... Earned Bob Hurley Offensive Lineman of the Week laurels in week 10 of his senior year ... Was part of back-to-back district and regional championship runs.

Personal: Baylor Kaden Christy was born 12/20/00 in Tulsa, Okla. ... Son of Tyson and Kristi Christy of Okmulgee, Okla. ... Has a brother, Cole, and a sister, Tessa ... Undecided on academic major.



Lucas Eatman

Linebacker • Freshman • Height: 6-3 • Weight: 213
Hometown: San Antonio, Texas • High School: Reagan High
Major: Undeclared • Experience: High School

High School: An all-conference selection as a senior at Reagan High in San Antonio, Texas for coach Lyndon Hamilton ... Ranked as No. 13 prospect in San Antonio after posting 55 tackles and a sack as a senior ... His Rattler teams at Reagan High were 27-7 in his three varsity seasons ... Earned 6A all-district honors three years and was part of three playoff squads and one district championship (2016).

Personal: Lucas Thomas Eatman was born 3/15/01 in White Plains, N.Y. ... Son of Irvin and Maureen Eatman of San Antonio ... Has a brother, Joshua, and a sister, Emma ... Undecided on academic major ... Father Irv Eatman was a 13-year veteran of the NFL after a college career at UCLA ... Chose Missouri State over SMU and others.

DJ Frost

Wide Receiver • Redshirt Freshman • Height: 6-1 • Weight: 197
Hometown: Blue Springs, Mo. • High School: Blue Springs S. High
Major: General Business • Experience: Transfer

Carried 11 times for 55 yards with a reception in Maroon and White Spring Game (4/18/19).

Air Force: Redshirted as a true freshman at Air Force in 2018 under coach Troy Calhoun.

High School: Earned all-state and all-conference honorable mention honors in 2016 and 2017 for coach Jon Oyler at Blue Springs (Mo.) South High ... Was part of a 15-0 Class 6 state championship team his sophomore year ... Also played basketball and ran track at Blue Springs South.

Personal: Damon Toussiant Frost was born 9/10/99 in Kansas City, Mo. ... Son of Damon and Brooke Frost of Blue Springs, Mo. ... Has two brothers, Devon and Donovan, and a sister, Darian ... Majoring in General Business ... Comes from a long line of Missouri State athletes, including father Damon who played football for the Bears from 1989-92 ... His mother, Brooke, also ran cross country at MSU, while his sister Darian is a senior on the MSU softball team.

Zion Hardy

Running Back • Freshman • Height: 6-0 • Weight: 213
Hometown: Hurst, Texas. • High School: L.D. Bell High
Major: Undeclared • Experience: High School

High School: Two-year starter for coach Mike Glaze at L.D. Bell High in Hurst, Texas ... Earned all-district second-team honors for 6A program his junior and senior seasons ... Accounted for 1,108 all-purpose yards and named Blue Raiders' offensive MVP by the coaching staff his junior year ... Rushed for career-high 167 yards in win over North Crowley in 2017 ... Also ran track in high school as a standout hurdler and high jumper.

Personal: Zion Matthew Ray Hardy was born 4/7/01 in Arlington, Texas ... Son of Troy and Tara Hardy of Bedford, Texas ... Has seven siblings -- two brothers and five sisters ... Undecided on major.

Zane Hekking

Offensive Line • Sophomore • Height: 6-5 • Weight: 301
Hometown: Chandler, Ariz. • High School: McClintock High
Major: Exercise & Movement Science • Experience: Transfer

Glendale CC: Started the 2017 and 2018 seasons at Glendale (Ariz.) Community College for coach Michael Bell's Gauchos.

High School: Was also a two-year starter in high school at McClintock (Ariz.) High, where he was team captain for coach Spencer Waggoner ... Earned 5A all-state honorable mention distinction as a senior in 2016 as well as first-team all-region honors.

Personal: Zane Daniel Hekking was born 4/10/99 in Las Vegas, Nev. ... Son of Greg Hekking and Kelly Gibbs of Chandler, Ariz. ... Has a brother, Seth ... Majoring in Exercise and Movement Science.

Jaylen Henderson

Cornerback • Freshman • Height: 6-1 • Weight: 171
Hometown: Paris, Texas • High School: Paris High
Major: Undeclared • Experience: High School

High School: Was a three-year starter for coach Steven Hornenberger at Paris (Texas) High ... Earned All-RRC first-team distinction as a senior in 2018 ... One of just 96 players selected to play in the Texas Showcase All-Star football game in San Antonio in January ... Helped the Wildcats to a 4A playoff appearance in 2018 and had an 84-yard interception return in win over Kennedale.

Personal: Jaylen JaMaal Henderson was born 11/15/00 in Paris, Texas ... Son of Marcus and Melissa Henderson of Paris ... Has a brother, Jaydrien ... Undeclared academic major ... Both parents played Division I athletics with farther, Marcus, playing football at Stephen F. Austin, and mother, Melissa, playing basketball at Texas A&M.

Chase Hutchison

Offensive Line • Freshman • Height: 6-3 • Weight: 308
Hometown: Raymore, Mo. • High School: Raymore-Peculiar High
Major: Mechanical Engineering • Experience: High School

High School: A three-year starter on the offensive line for coach Tom Kruse at Raymore-Peculiar (Mo.) High ... Earned Kansas City Suburban Gold all-conference honors three straight seasons ... Was a Missouri Class 6 second-team all-state pick as a senior in 2018, while also earning all-district and all-county distinction ... Was part of a 6-5 run by the Panthers his sophomore season ... Also played baseball early in his high school career.

Personal: Chase Douglas Hutchison was born 1/29/01 in Springfield, Mo. ... Son of Doug and Stacy Hutchison of Raymore, Mo. ... Has a sister, Ashtyn ... Majoring in Mechanical Engineering Technology.

Seth Lounsbury

Wide Receiver • Freshman • Height: 5-10 • Weight: 185
Hometown: Imperial, Mo. • High School: Seckman High
Major: Cell & Molecular Biology • Experience: High School

High School: As a senior, Lounsbury completed 21-of-46 passes for 419 yards and a pair of touchdowns at Seckman High in Imperial, Mo. for coach Nick Baer ... Also carried 96 times for 636 yards and 11 TDs with one pass reception ... Earned all-district second-team honors at QB and as Athlete in 2018 while also earning Post-Dispatch All-Metro and all-conference honors at athlete ... Passed for 513 yards and rushed for 284 yards his junior year ... Ran a 4.63 40 in high school ... Also played volleyball and ran track at Seckman.

Personal: Seth Allen Lounsbury was born 9/9/00 in St. Louis ... Son of Jeff and Danielle Lounsbury of St. Louis ... Has two brothers, James and Auston, and a sister, Brittany ... Majoring in Cell and Molecular Biology.

Levi Marshall

Linebacker • Freshman • Height: 6-1 • Weight: 217
Hometown: Apollo Beach, Fla. • High School: East Bay High
Major: Agricultural Finance & Mgt. • Experience: High School

High School: A two-time all-conference linebacker selection for coach Frank LaRosa at East Bay (Fla.) High ... Was a two-year starter for the Indians ... Part of a 7-4 campaign in 2018 as a senior ... Also competed in multiple track events at East Bay, including sprints, high jump and shot put.

Personal: Levi Marshall III was born 8/10/00 in Kennot, La. ... Son of Levi Marshall of Apollo Beach, Fla. ... Has five brothers and three sisters ... Majoring in Agricultural Finance and Management.



Kelvyn Mason

Safety • Freshman • Height: 6-0 • Weight: 176
Hometown: Independence, Mo. • High School: Wm. Chrisman High
Major: Undeclared • Experience: High School

High School: A four-year starter at William Chrisman High in Independence, Mo. ... Earned all-state distinction for coach Matthew Perry in 2017 and 2018 ... Was team captain the last three years and earned KC Metro Suburban White first-team all-conference honors four years ... Was also team captain and an all-district selection three times ... Notched 8 interceptions as a sophomore and a junior while leading the Bears to an 8-2 ledger his sophomore season ... Also played high school basketball.

Personal: Kelvyn Louis Marquan Mason was born 12/18/00 in Independence, Mo. ... Son of Haywood and Amy Mason of Independence ... Has a brother, Kyron, and three sisters, Kyana, Reanna, and Davionna ... Undecided on academic major.

Nick Nielsen

Offensive Line • Freshman • Height: 6-5 • Weight: 286
Hometown: Lewisville, Texas • High School: Lewisville High
Major: Exercise & Movement Science • Experience: High School

High School: Two-year starter at Lewisville (Texas) High where he helped coach Mike Odie's squad to a 9-4 record in 2018 ... Was a two-time 6-6A all-district performer for the Fighting Farmers ... Helped lead team to 2018 Texas playoff appearance ... Runs a 4.9 40-yard dash and squats 455 pounds ... Star-Telegram listed him as one of the best underrated players in the 2018 senior class in the Dallas area.

Personal: Nicholas Anders Nielsen was born 10/9/00 in Plano, Texas ... Son of Chris and Mary Nielsen of Lewisville, Texas ... Has a brother, Spencer ... Majoring in Exercise and Movement Science.

Anthony Payne

Defensive End • Sophomore • Height: 6-2 • Weight: 241
Hometown: Kansas City, Mo. • High School: Raymore-Peculiar High
Major: Sociology • Experience: Transfer

Kansas State: Played the 2017 and 2018 seasons for coach Bill Snyder at Big XII Kansas State University in Manhattan, Kan. ... Played vs. UTSA (9/15/18) in his only appearance in 2018 ... Redshirted in 2017.

High School: Standout for Raymore-Peculiar (Mo.) High under head coach Tom Kruse ... Recorded 80 tackles, 13.0 tackles for loss, 8 sacks and forced 3 fumbles as a senior in 2016 ... Was the top high school recruit out of Missouri and nation's 13th-best strongside DE in 2017 by 247Sports ... Also rated the 53rd-best overall defensive end by ESPN... A two-time first team all-state and all-district performer, he was also named to the USA TODAY Sports/American Family Insurance All-USA Missouri team ... Selected to play in the Blue-Gray All-American Bowl ... Earned all-metro honors from the Kansas City Star as a senior ... A member of the 2016 All-Simone Team and Buck Buchanan Memorial Award finalist as one of the top players in the Kansas City metro area ... Posted 61 tackles, 12.0 TFLs and 4.0 sacks as a junior at Ray-Pec.

Personal: Nicholas Anthony Payne Jr. was born 11/12/98 in Kansas City, Mo. ... Son of Nick and Jennifer Payne of Kansas City ... Has a sister, Olivia ... Majoring in Sociology.

Michael Pope

Defensive End • Freshman • Height: 6-3 • Weight: 236
Hometown: Edmond, Okla. • High School: Santa Fe High
Major: Finance • Experience: High School

High School: Three-year starter for coach Kyle White at Santa Fe High in Edmond, Okla. ... Was part of a 7-4 Wolves squad his senior season, earning 6A-1 all-district and all-conference first-team laurels in 2018 ... Brought down 57 ball carriers as a senior with 4 sacks and 6 QB hurries ... Logged 38 tackles his junior season.

Personal: Michael Louis Pope was born 4/2/01 in Norman, Okla. ... Son of Myron and Lillian Ehiemua Pope of Edmond, Okla. ... Has a brother, Isaiah, and a sister, Allison ... Majoring in Finance ... His father, Myron, played football at Alabama.

Arin Reynolds

Offensive Line • Junior • Height: 6-4 • Weight: 314
Hometown: Newport, Ky. • High School: Newport High
Major: Keyboard Performance • Experience: Transfer

Independence CC: Was a starting offensive tackle for the Pirates of coach Jason Brown at Independence (Kan.) Community College in 2018 ... Was part of an 8-2 campaign and conference title his freshman season at Indy in 2017 and earned all-conference laurels.

High School: Standout at Newport (Ky.) High where the Wildcats were 15-6 with him as a starter ... Anchored the offensive and defensive line as a senior in 2015 for coach Tim Viox ... Team advanced to 2A quarterfinals his junior season ... Also played basketball in high school.

Personal: Arin Lemont Reynolds was born 3/8/97 in Cincinnati, Ohio ... Son of Suzette Reynolds and Arie Davis of Newport, Ky. ... Has a brother, Arie ... Majoring in Keyboard Performance.

Jake Swope

Offensive Line • Freshman • Height: 6-7 • Weight: 260
Hometown: West Plains, Mo. • High School: West Plains High
Major: Undeclared • Experience: High School

High School: Missouri first-team all-state offensive lineman for coach Steve Avy's West Plains (Mo.) High Zizzers in 2018 ... Helped West Plains to a 12-1 season, district championship and Ozark Conference title as a senior ... Also earned all-conference, all-district and all-region distinction his senior year with academic all-state honorable mention honors ... Also played high school basketball.

Personal: Jacob Ryan Swope was born 9/30/00 in West Plains, Mo. ... Son of Jason and Melinda Swope of West Plains ... Has a sister, Bailey ... Undecided on academic major ... His mother, Melinda Bingham Swope, played volleyball at Missouri State.

Will Taylor

Defensive End • Freshman • Height: 6-3 • Weight: 274
Hometown: Oklahoma City, Okla. • High School: Putnam City N. High
Major: Undeclared • Experience: High School

High School: A three-year defensive starter for coach Ryan Lavery at Putnam City North High in Oklahoma City ... Helped lead the Panthers to an 8-3 record in 2018 as a senior ... Ranked No. 24 on *The Oklahoman's* list of the top 30 players in the state in 2018 ... Was All Big City Conference Defensive Player of the Year in 2018 ... Also named to The Oklahoman's 6A All-State list ... Ranked as the No. 3 linebacker in Oklahoma by OKPreps ... Started every game at DE as a sophomore.

Personal: William D'Angelo Taylor was born 8/25/01 in Fort Bragg, N.C. ... Son of Tricia Files of Oklahoma City and Ronnie Taylor ... Has two brothers, Jamiel and Steven, and two sisters, Felicia and Trinity ... Undecided on academic major.



Justin Wardlaw

Defensive Tackle • Freshman • Height: 6-4 • Weight: 279
Hometown: Yukon, Okla. • High School: Mustang High
Major: Criminology • Experience: High School

High School: Three-year starter for coach Jeremy Dombek at Mustang (Okla.) High ... Had 65 tackles and 13 for a loss with 4 sacks and 2 interceptions as a senior for a 5-6 squad in 2018 ... Punted all four years for the Broncos ... Also threw the shot put and discus in high school.

Personal: Justin Thomas Wardlaw was born 11/13/00 in Edmond, Okla. ... Son of Kammy Wardlaw of Yukon, Okla., and Michael Wardlaw ... Has a brother, Tyler ... Majoring in Criminology ... Chose Missouri State over Army.

Mike Warmack

Wide Receiver • Redshirt Freshman • Height: 5-8 • Weight: 182
Hometown: Blue Springs, Mo. • High School: Blue Springs High
Major: Business • Experience: Transfer

Kansas State: Redshirted his freshman season in 2018 for legendary coach Bill Snyder at Kansas State for a 6-7 Wildcats team.

High School: Was a four-year starter at Blue Springs (Mo.) High under head coach Kelly Donohoe ... Helped lead the Wildcats to identical 11-3 records as a junior and senior, reaching the state finals each year ... Earned honorable mention all-conference honors after rushing for 1,023 yards on 110 carries and 16 touchdowns in 2016 as a junior ... Wildcats won back-to-back Suburban Gold conference titles in 2016 and 2017 ... Carried 23 times for 350 yards and 3 touchdowns as a sophomore ... Was also part of a conference title run his freshman year.

Personal: Michael Anthony Warmack was born 2/29/00 in Topeka, Kan. ... Son of Tim and Amy Warmack of Blue Springs, Mo. ... Has three brothers, Dalvin, Trevon, and Darrian ... Majoring in Business ... Brother Dalvin was also a running back at Kansas State from 2015 to 2018.

Greg Washington

Safety • Freshman • Height: 6-0 • Weight: 181
Hometown: Fort Smith, Ark. • High School: Northside High
Major: Undeclared • Experience: High School

High School: A two-year letterman for coach Mike Falleur at Fort Smith (Ark.) Northside High ... Led team to an 8-4 campaign and Class 7A state semifinal run his senior year in 2018 ... Had 167 tackles with 89 solos and 9 tackles for loss as an all-conference standout as a senior ... Had 137 tackles his junior year with 63 solos and 13 tackles for loss in another 7A Central all-conference campaign ... Team advanced to state quarterfinals his sophomore and junior seasons ... Also ran track as a jumper and sprinter and played one season of basketball for the Grizzlies.

Personal: Gregory Alan Washington was born 6/21/01 in Fort Smith, Ark. ... Son of Jarvis Washington and Rhonda Jones ... Guardians are Phillip and Stacy Stites ... Has a brother, Will, and three sisters, Sophie, Stella and Nikki ... Undecided on academic major.

Jalen Williams

Defensive End • Freshman • Height: 6-4 • Weight: 235
Hometown: Overland Park, Kan. • High School: Bishop Miege High
Major: Undeclared • Experience: High School

High School: Four-year starter for coach Jon Holmes at Bishop Miege High in suburban Kansas City, Kan. ... Stags were 49-3 in his four seasons with four state championships ... Racked up 13.0 sacks as a senior, which ranked fourth in the state in 2018 ... Was a first-team all-state and first-team Eastern Kansas League standout in 2017 and 2018 ... Named Kansas small-class Defensive Player of the Year as a senior by 810 Varsity and was a 4A Defensive Player of the Year finalist by Sports in Kansas ... Earned honorable mention all-state and all-conference honors as a sophomore.

Personal: Jalen Isaiah Williams was born 12/31/00 in Merriam, Kan. ... Son of Anjannette Patterson of Overland Park, Kan. ... Undecided on academic major.

Tylar Wiltz

Linebacker • Sophomore • Height: 6-1 • Weight: 209
Hometown: Breaux Bridge, La. • High School: Breaux Bridge High
Major: Biochemistry • Experience: Transfer

Independence CC: Brought down 46 ball carriers in 2018 as a starting linebacker for coach Jason Brown at Independence (Kan.) Community College ... Spent the 2017 season at Southern Arkansas University for current Bears assistant coach Trent Figg.

High School: Attended Breaux Bridge (La.) High School where he was a three-sport stand-out ... Earned all-state and first-team all-district honors his senior year in 2016 ... Was also all-district as a junior ... Excelled in basketball and track at Breaux Bridge, helping his Tigers to a district basketball title as a junior.

Personal: Tylar Kane Wiltz was born 11/18/98 in Lafayette, La. ... Son of Kevin Wiltz and Tara Gordon of Breaux Bridge, La. ... Has four brothers, Kylar, Seth, Dalton and Kevin, and a sister, Paris ... Majoring in Biochemistry.

Von Young

Linebacker • Freshman • Height: 6-0 • Weight: 206
Hometown: Buckner, Mo. • High School: Fort Osage High
Major: Criminology • Experience: High School

High School: Three-year starter for coach Brock Bolt at Fort Osage High in Independence, Mo. ... Earned all-state, All-Simone and *Independence Examiner* Defensive Player of the Year laurels in 2018 ... Brought down 108 ball carriers with 12 tackles for loss and 4 interceptions his senior year ... Part of 9-5 run and state runner-up finish by Indians in 2018 ... Earned all-district, all-conference and all-area honors three years ... Had 106 tackles as a junior with 13 tackles for loss and a pair of interceptions ... Was in on 107 stops and 14 tackles for loss his sophomore year ... Indians won Class 5 state title his freshman year in 2015 with a 13-1 run ... Also played baseball at Fort Osage.

Personal: Von Duane Young IV was born 7/25/00 in Blue Springs, Mo. ... Son of Von Young III and Cammie Young of Buckner, Mo. ... Has a sister, Aly ... Majoring in Criminology.

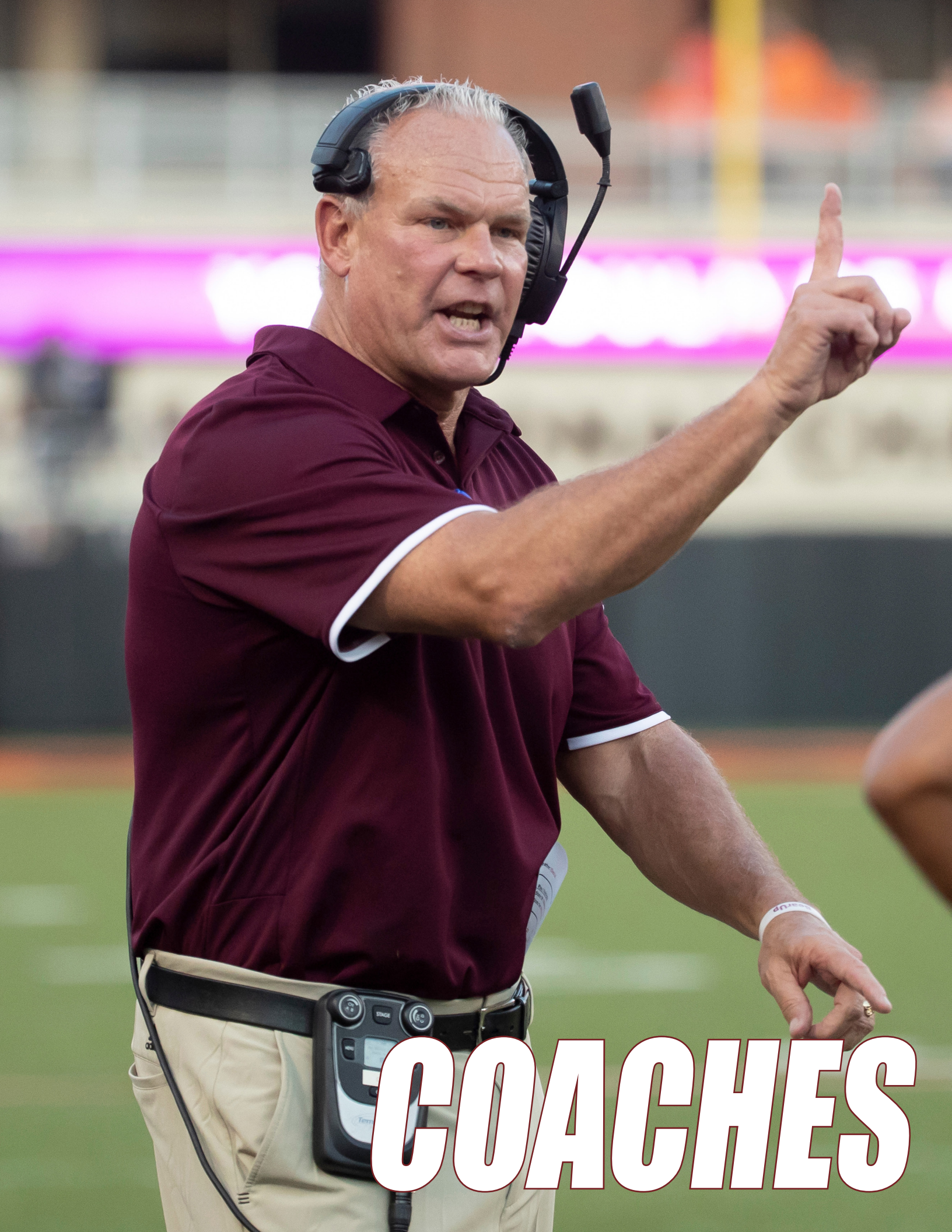


No.	Name	Pos.	Ht.	Wt.	Yr.	Exp.	Hometown	High School / Previous College
26	Jadan Abdallah	RB	6-0	216	Fr.	HS	The Colony, Texas	The Colony High
79	Daniel Allen+	OL	6-5	293	Jr.	TR	Miami, Okla.	Miami High / Northeastern Okla. A&M
80	Isaiah Allred*	WR	6-3	201	So.	1L	Van, Texas	Van High
81	Armand Baker^	TE	6-4	248	So.	2SQ	Liberty, Mo.	Liberty North High
12	Ty Baker	QB	6-2	206	Fr.	HS	Blue Springs, Mo.	Fort Osage High
62	Ethan Barnett	OL	6-7	277	Fr.	HS	Hudson, Ill.	Normal West High
73	Landon Bebee^	OL	6-3	294	RFr.	SQ	Webb City, Mo.	Webb City High
91	Edd Becton*	DT	5-11	276	So.	1L	Florissant, Mo.	Hazelwood Central High
98	Arian Bhat^	DT	6-2	274	RFr.	SQ	Denton, Texas	Guyer High
67	Remy Bilodeau^	OL	6-3	282	RFr.	SQ	Springfield, Mo.	Glendale High
77	Kobe Brandt^	OL	6-6	305	RFr.	SQ	Columbia, Mo.	Rock Bridge High
84	Carson Buddemeyer	TE	6-2	226	Fr.	HS	St. Louis, Mo.	Christian Brothers High
31	Grant Burkett	K	6-1	175	Fr.	HS	Joplin, Mo.	Webb City High
83	Ja'Ron Burks^	WR	6-3	192	RFr.	SQ	Raytown, Mo.	Raytown South High
78	Charles Carter*	OL	6-5	310	Jr.	1L	Belton, Mo.	Belton High
30	Jacquez Carter+	CB	6-2	182	So.	TR	Naples, Fla.	Palmetto Ridge High / Arizona Western Coll.
47	Kam Carter***	S	6-1	197	Sr.	3L	Arlington, Texas	Arlington High
44	Mauricio Chio*	TE	6-1	237	Sr.	1L	Olathe, Kan.	Olathe North High / Coffeyville (Kan.) CC
68	Baylor Christy	OL	6-7	299	Fr.	HS	Okmulgee, Okla.	Beggs High
92	Godey Coleus^	DT	6-2	267	RSo.	SQ	Tampa, Fla.	Wharton High / Hinds (Miss.) CC
82	Chandler Collins***	LS	6-4	235	Sr.	3L	Springfield, Mo.	Glendale High
55	Andrew Colvin^	OL	6-3	297	Sr.	SQ	Gainesville, Fla.	Santa Fe High / Butler (Kan.) CC
11	Tyler Currie**	WR	6-3	206	Sr.	2L	Cordova, Tenn.	St. Benedict Aub. High / Butler (Kan.) CC
35	Donovan Daniels*	RB	5-10	196	Jr.	1L	St. Louis, Mo.	Webster Groves High / Phoenix (Ariz.) Coll.
6	Aaron Denson***	WR	6-0	187	Sr.	3L	Fort Worth, Texas	Richland High
59	Lucas Eatman	LB	6-3	213	Fr.	HS	San Antonio, Texas	Reagan High
52	McNeece Egbim***	LB	6-0	231	Sr.	3L	Rowlett, Texas	Rowlett High
43	Kevin Ellis*	DL	6-4	234	So.	1L	Fort Worth, Texas	North Crowley High
65	Ian Fitzgerald^	OL	6-5	284	RFr.	SQ	Hawthorn Woods, Ill.	Lake Zurich High
74	Ian Fox^	OL	6-4	263	RSo.	SQ	Phoenix, Ariz.	Greenway High / Scottsdale (Ariz.) CC
25	DJ Frost+	RB	6-1	197	RFr.	TR	Blue Springs, Mo.	Blue Springs South High / Air Force
8	Angelo Garbutt**	LB	6-2	232	Sr.	2L	Carrollton, Texas	Hebron High / Iowa
2	J.T. Granato^	QB	6-3	215	Sr.	2SQ	Houston, Texas	Kinkaid High / Rice
50	Jordan Guilfoya^	LB	6-2	215	RFr.	SQ	Fenton, Mo.	Vianney High
39	Zion Hardy	RB	6-0	213	Fr.	HS	Hurst, Texas	Bell High
75	Zane Hekking+	OL	6-5	301	So.	TR	Chandler, Ariz.	McClintock High / Glendale (Ariz.) CC
22	Austin Henderson***	S	6-2	194	Sr.	3L	Springdale, Ark.	Har-Ber High
31	Jaylen Henderson	CB	6-1	171	Fr.	HS	Paris, Texas	Paris High
17	Nick Hessefort^	CB	6-2	187	RFr.	SQ	Blue Springs, Mo.	Blue Springs High
3	Dalton Hill^	QB	6-2	191	So.	2SQ	Lee's Summit, Mo.	Lee's Summit High
58	Brock Hughes*	LB	6-0	234	Jr.	1L	Lee's Summit, Mo.	O'Hara High
15	Peyton Huslig**	QB	6-3	204	Sr.	2L	Andover, Kan.	Andover Central HS / Garden City (Kan.) CC
60	Chase Hutchison	OL	6-3	308	Fr.	HS	Raymore, Mo.	Raymore-Peculiar High
29	Paris Jackson*	LB	6-1	198	So.	1L	Fort Worth, Texas	Dunbar High
93	Eric Johnson**	DE	6-5	268	Jr.	2L	Plainfield, Ill.	Plainfield South High
2	Darius Joseph***	CB	6-0	198	Sr.	3L	Oklahoma City, Okla.	Southmoore High
72	Derek Kohler*	OL	6-3	294	So.	1L	Platte City, Mo.	Platte County High
40	Parker Lacina*	K	5-11	198	So.	1L	Platte City, Mo.	Platte County High
85	Seth Lounsberry	WR	5-10	185	Fr.	HS	Imperial, Mo.	Seckman High
48	Tyler Lovelace**	LB	6-2	218	Jr.	2L	Lee's Summit, Mo.	Lee's Summit North High
45	Levi Marshall	LB	6-1	217	Fr.	HS	Apollo Beach, Fla.	East Bay High
57	Claudio Martin**	DT	6-2	286	Jr.	2L	Overland Park, Kan.	Rockhurst High
34	Kelvyn Mason	S	6-0	176	Fr.	HS	Independence, Mo.	William Chrisman High
14	Myron Mason*	RB	5-8	175	RSo.	1L	Denton, Texas	Guyer High
21	Greg McCalister*	S	5-10	185	Jr.	1L	Oklahoma City, Okla.	Millwood High / Northeastern Okla. A&M
27	Matt McClellan*	DE	6-4	214	Sr.	1L	Ferguson, Mo.	Francis Howell High / Kilgore (Texas) Coll.
9	Jordan Murray*	TE	6-4	232	So.	1L	Lee's Summit, Mo.	Lee's Summit North High
69	Nick Nielsen	OL	6-5	286	Fr.	HS	Lewisville, Texas	Lewisville High
70	Casey O'Brien**	OL	6-5	291	Jr.	2L	Lemont, Ill.	Lemont High
86	Taiwo Oluwafunmila***	DE	6-4	230	Sr.	3L	Lagos, Nigeria	Montverde (Fla.) Academy
33	Anthony Payne+	DE	6-2	241	So.	TR	Kansas City, Mo.	Raymore-Peculiar High / Kansas State
56	Matt Platko*	OL	6-4	288	Sr.	1L	Woodstock, Ga.	Woodstock High / Ellsworth (Kan.) CC
97	Michael Pope	DE	6-3	236	Fr.	HS	Edmond, Okla.	Santa Fe High
17	Parker Powell^	QB	6-6	234	RFr.	SQ	St. Louis, Mo.	Lindbergh High
71	Arin Reynolds	OL	6-4	314	Jr.	TR	Newport, Ky.	Newport High / Independence (Kan.) CC
46	Rusty Rudd^	CB	6-2	175	RFr.	SQ	Fort Gibson, Okla.	Fort Gibson High
87	Aaron Samek*	WR	6-2	196	Jr.	1L	Bolivar, Mo.	Bolivar High / Northwestern State
1	Zack Sanders**	CB	6-0	187	Jr.	2L	Lawrence, Kan.	Lawrence Free State High
89	Isaac Smith*	TE	6-7	236	Jr.	2L	Kansas City, Mo.	Lincoln College Prep
13	Kendall Stewart*	WR	5-10	184	Sr.	1L	Wichita, Kan.	Maize High / Butler (Kan.) CC
18	Ethan Swanegan^	WR	6-5	225	RFr.	SQ	Blue Springs, Mo.	Blue Springs South High
76	Jake Swope	OL	6-7	260	Fr.	HS	West Plains, Mo.	West Plains High
90	Will Taylor	DE	6-3	274	Fr.	HS	Oklahoma City, Okla.	Putnam City North High
4	Lorenzo Thomas**	WR	6-5	202	Jr.	2L	Jasper, Texas	Jasper High
16	Damorie Vick*	WR	6-3	207	So.	1L	Oklahoma City, Okla.	Westmoore High
7	Titus Wall**	S	6-0	201	Jr.	2L	Plano, Texas	Plano West High
96	Justin Wardlaw	DT	6-4	279	Fr.	HS	Yukon, Okla.	Mustang High
38	Mike Warmack+	WR	5-8	173	RFr.	TR	Blue Springs, Mo.	Blue Springs High / Kansas State
19	Greg Washington	S	6-0	181	Fr.	HS	Fort Smith, Ark.	Northside High
99	Kylin Washington*	DT	6-2	268	Sr.	1L	Fort Smith, Ark.	Northside High / Northeast Miss. CC
53	Walter Watson*	DT	6-2	286	Jr.	1L	Oklahoma City, Okla.	Del City High
23	Jordan Wilkes**	LB	6-0	231	Jr.	2L	Florissant, Mo.	Pattonville High
95	Jalen Williams	DE	6-4	235	Fr.	HS	Overland Park, Kan.	Bishop Miege High
42	Nick Williams*	K	6-1	192	So.	1L	Kirkwood, Mo.	Kirkwood High
5	Jeremiah Wilson*	RB	6-1	216	So.	1L	Kansas City, Mo.	Center High
10	Tyler Wiltz+	LB	6-1	209	So.	TR	Breaux Bridges, La.	Breaux Bridges / Independence (Kan.) CC
49	Brendan Withrow**	P	6-0	204	Sr.	2L	Imperial, Mo.	St. Pius X High
88	Antwan Woods*	WR	6-3	200	Sr.	1L	Coweta, Okla.	Jenks High / Northeastern Okla. A&M
24	Alan Worsham*	RB	5-9	196	Sr.	1L	Martinez, Ga.	Augusta Christian High / Coffeyville (Kan.) CC
54	Von Young	LB	6-0	206	Fr.	HS	Buckner, Mo.	Fort Osage High


Numerical Roster

No.	Name	Pos.
1	Zack Sanders**	CB
2	J.T. Granato^	QB
3	Darius Joseph***	CB
4	Dalton Hill^	QB
4	Lorenzo Thomas**	WR
5	Jeremiah Wilson*	RB
6	Aaron Denson***	WR
7	Titus Wall**	S
8	Angelo Garbutt**	LB
9	Jordan Murray*	TE
10	Tyler Wiltz+	LB
11	Tyler Currie**	WR
12	Ty Baker	QB
13	Kendall Stewart*	WR
14	Myron Mason*	RB
15	Peyton Huslig**	QB
16	Damorie Vick*	WR
17	Nick Hessefort^	CB
18	Parker Powell^	QB
17	Ethan Swanegan^	WR
19	Greg Washington	S
21	Greg McCalister*	S
22	Austin Henderson***	S
23	Jordan Wilkes**	LB
24	Alan Worsham*	RB
25	DJ Frost+	RB
26	Jadan Abdallah	RB
27	Matt McClellan*	DE
29	Paris Jackson*	LB
30	Jacquez Carter	CB
31	Grant Burkett	P
31	Jaylen Henderson	CB
32	Calvin Ribera^	RB
33	Anthony Payne+	DE
34	Kelvyn Mason	S
35	Donovan Daniels*	RB
36	Jackson Blauw	S
37	Isaac Williams^	CB
38	Mike Warmack	WR
39	Zion Hardy	RB
40	Parker Lacina*	K
41	Ryan Novak	WR
42	Nick Williams*	K
43	Kevin Ellis*	DL
44	Mauricio Chio*	TE
45	Levi Marshall	LB
46	Rusty Rudd^	CB
47	Kam Carter***	S
48	Tyler Lovelace**	LB
49	Brendan Withrow**	P
50	Jordan Guilfoya^	LB
52	McNeece Egbim***	LB
53	Walter Watson*	DT
54	Von Young	LB
55	Andrew Colvin^	OL
56	Matt Platko*	OL
57	Claudio Martin**	DT
58	Brock Hughes*	LB
59	Lucas Eatman	LB
60	Chase Hutchison	OL
62	Ethan Barnett	OL
65	Ian Fitzgerald^	OL
67	Remy Bilodeau^	OL
68	Baylor Christy	OL
69	Nick Nielsen	OL
70	Casey O'Brien**	OL
71	Arin Reynolds	OL
72	Derek Kohler*	OL
73	Landon Bebee^	OL
74	Ian Fox^	OL
75	Zane Hekking+	OL
76	Jake Swope	OL
77	Kobe Brandt^	OL
78	Charles Carter*	OL
79	Daniel Allen	OL
80	Isaiah Allred*	WR
81	Armand Baker^	TE
82	Chandler Collins***	LS
83	Ja'Ron Burks^	WR
84	Carson Buddemeyer	TE
85	Seth Lounsberry	WR
86	Taiwo Oluwafunmila***	DE
87	Aaron Samek*	WR
88	Antwan Woods*	WR
89	Isaac Smith*	TE
90	Will Taylor	DE
91	Edd Becton*	DT
92	Godey Coleus^	DT
93	Eric Johnson**	DE
95	Jalen Williams	DE
96	Justin Wardlaw	DT
97	Michael Pope	DE
98	Arian Bhat^	DT
99	Kylin Washington*	DT

* indicates number of varsity letters at MSU; ^ indicates returning squad member; + 2019 transfers



COACHES



Dave Steckel

Head Coach
Fifth season at MSU

On Dec. 14, 2014, MSU Director of Athletics Kyle Moats and President Clif M. Smart III announced the hire of former University of Missouri associate head coach and defensive coordinator **Dave Steckel** as Missouri State's 20th head football coach.

In his first four years leading the MSU program, Steckel and his talented staff set about the task of overhauling a young Bears squad, heavily emphasizing the fundamental aspects of the game. Capitalizing on a renewed enthusiasm surrounding the MSU program, Steckel laid the groundwork for enhancing relations with area high school coaches, engaging the community and raising the bar with his "Bear Up" mentality. The efforts paid off at the gate, as the Bears drew an average of 10,067 fans per game over the 2015-16 seasons.

Last fall, Steckel led the Bears to a 3-1 start and the program's first Top 25 ranking in four years, despite facing a difficult early schedule that included three ranked foes in the season's first month. MSU knocked off No. 20 Northern Arizona with a dominant 40-8 performance on Sept. 15, then topped No. 9 Illinois State in a 24-21 thriller two weeks later to earn the No. 24 spot in the STATS FCS poll. In all, five Bears would earn All-Missouri Valley Football Conference honors at the

conclusion of the season, including tight end Jordan Murray, who became the second MSU player to garner All-America (HERO Sports Freshman team) status during Steckel's tenure.

In 2017, the Bears registered dramatic signs of improvement, particularly on the offensive side of the football. MSU's ground attack, led by dual-threat quarterback Peyton Huslig, led The Valley in rushing during league play throughout most of the Valley season. The Bears ultimately finished sixth overall in the MVFC in rushing yards per game (169.4 ypg.), posting a 32-percent increase in total rushing yards per outing from 2016.

The MSU special teams thrived once again, ranking among the Valley's top three units in kickoff return average, punt return average, punt average and field goals made per game.

On the field in 2016, the Bears engineered a three-win turnaround from the previous fall, bolting from the gate with wins in three of their first four games, including victories in their first two road contests against FCS competition.

MSU knocked off No. 24 Indiana State in Terre Haute in its 2016 Valley opener, handing the Bears their first victory over a ranked foe since Oct. 19, 2013 (vs. No. 15 South Dakota State) and the program's first win vs. a Top 25 squad on the road since an Oct. 20, 2012 decision over No. 11 Illinois State in Normal. The win also represented the largest margin of victory against a ranked road foe in the 105-year history of the program.

Individually, seven Bears garnered All-MVFC recognition, led by repeat first-teamers Dylan Cole and Deion Holliman.



Cole was a unanimous first-team All-America selection and finished third in the balloting for the Buck Buchanan Award, completing his four-year Missouri State career as the FCS's leading tackler before signing a free agent deal with the NFL's Houston Texans in April.

Steckel brings 37 years of coaching experience into the 2019 season, including 14 seasons at Mizzou, in which he helped transform the Tigers defense into one of the strongest units in the nation. He was the only defensive coach among the five finalists for the 2014 Frank Broyles Award as the nation's top assistant coach. He helped produce a total of 15 all-conference linebacker selections at MU, including a number of players who have forged professional careers in the National Football League.

Under Steckel's tutelage, Missouri's defense was a driving force in the Tigers' back-to-back Southeastern Conference East Division titles in 2013 and 2014. MU led the SEC and ranked 10th nationally in sacks per game in 2014. The Tiger defense finished first or second in every major statistical category in SEC play last fall en route to propelling Mizzou to its fifth conference divisional championship in eight seasons.

MU also ranked 23rd in the country in total defense and 19th in scoring defense in 2014, while the Tigers led the SEC in total defense (300.8 yds/game).

In 2013, the MU defense was fifth nationally in interceptions (20), eighth in total turnovers forced (32), and an SEC-best 2.93 sacks per game. This boosted the Tigers to a 12-win season and a Cotton Bowl victory over Oklahoma State.





Individually, "Stec" currently has 10 different Mizzou defenders playing in the NFL, including five who earned All-America recognition since his elevation to defensive coordinator in 2009. Most recently, Shane Ray became the second Tiger in as many years to be named SEC Defensive Player of the Year after breaking the program's single-season record for sacks (14.0) in 2014. Michael Sam earned the same honor in 2013. Aldon Smith picked up Big 12 Conference Defensive Newcomer of the Year in 2009, which helped kickstart Mizzou's reputation as "DLine U."

Overall, Steckel helped coach Missouri to 10 bowl appearances during his tenure in Columbia, including five seasons with 10 or more wins. The Tigers compiled a 112-66 (.629) overall record in his 14 seasons, while their five divisional titles since 2007 tied Alabama and Florida State for the top total in the NCAA Division I FBS ranks during that stretch.

Steckel joined Gary Pinkel's coaching staff at MU in 2001 after spending five seasons as a defensive line and linebackers coach at Rutgers University. With the Scarlet Knights, Steckel coached a pair of All-Big East performers, both of whom went on to play in the NFL.

Prior to joining head coach Terry Shea's Rutgers staff, Steckel worked with Pinkel at Toledo for four years, highlighted by the Rockets' undefeated 1995 season that included a Mid-American Conference title and a No. 24 final ranking. He tutored six All-MAC selections as UT's defensive line coach, including Dan Williams, who was picked 11th overall by Denver in the 1993 NFL Draft.

A Fullerton, Pa., native, Steckel served as assistant head coach and offensive coordinator at Dickinson College from 1986-87 and made a stop at Lehigh before heading to Toledo. He broke into the coaching ranks with stops at Miami (Ohio), Ball State and Minnesota.

Steckel is the younger brother of longtime NFL coach Les Steckel. He served in the United States Marine Corps from 1975-78 and played four seasons as an offensive lineman at Kutztown University, where he graduated with a bachelor's degree in elementary education in 1982. Steckel also earned a master's degree from Miami (Ohio).

Steckel and his wife, Mary Beth, have a daughter, Amanda.



POSITION

Head Coach

PERSONAL

Hometown: Fullerton, Pa.

Family: wife Mary Beth; daughter Amanda

EDUCATION

Kutztown University, 1982 (bachelor's degree in elementary education)

Miami (Ohio), 1984 (master's degree in physical education)

MILITARY SERVICE

United States Marine Corps, 1975-78

PLAYING EXPERIENCE

Kutztown University (OL), 1978-81

HONORS

- 2010 Frank Broyles Award nominee
- 2014 Frank Broyles Award finalist

COACHING EXPERIENCE

1982-83	Miami (Ohio) University Graduate Assistant
1984	Ball State University Assistant Coach, Defensive Line
1985	University of Minnesota Graduate Assistant • Independence Bowl
1986-87	Dickinson College Assistant Head Coach/Offensive Coordinator
1988-91	Lehigh University Assistant Coach, Special Teams/Linebackers
1992-95	University of Toledo Assistant Coach, Defensive Line • Las Vegas Bowl (1995)
1996-2000	Rutgers University Assistant Coach, Defensive Line/Linebackers
2001-08	University of Missouri Assistant Coach, Linebackers • Independence Bowl (2003, 2005) • Sun Bowl (2006) • Cotton Bowl (2007) • Alamo Bowl (2008)
2009-14	University of Missouri Assoc. Head Coach/Defensive Coordinator, Linebackers • Texas Bowl (2009) • Insight Bowl (2010) • Independence Bowl (2011) • Cotton Bowl (2013) • Citrus Bowl (2014)
2015-present	Missouri State University Head Coach





Justin Kramer

Offensive Coordinator
Fifth season at MSU

Justin Kramer begins his fifth year on the Missouri State coaching staff and his first as the Bears' offensive coordinator.

Under Kramer's direction, MSU's special teams have been some of the most consistent units in the Missouri Valley Football Conference since his arrival on campus. In particular, the Bears ranked among the Valley's top three units in kickoff return average (22.2), punt return average (13.0), punt average (41.0) and field goals made per game (1.09) in 2017.

Individually, Kramer has helped mentor four different All-MVFC performers during his tenure in Springfield, including Freshman All-America tight end

Jordan Murray, who reeled in four touchdown receptions and 33 total catches last fall. Fellow tight end Erik Furmanek enjoyed a breakout year in 2016, hauling in 27 pass receptions and four of the six touchdowns caught by MSU tight ends to earn second-team All-MVFC honors. Additionally, Holliman was one of the most dangerous return specialists in the nation from 2015-17, garnering first-team All-Valley laurels each year.

In his first season at MSU, Kramer's special teams featured a pair of All-MVFC performers in Holliman and punter Chris Sullens. Holliman led the nation in combined kick return yardage (1,233), while Sullens shattered MVFC single-season marks for total punt yardage (3,771) and downed 25 punts inside the 20-yard line.

The native of Liberty, Mo., was a four-year letterman at Southern Illinois from 2002-05 where the standout offensive lineman was part of three Saluki NCAA playoff teams and three Missouri Valley Football Conference titles. He later spent 2008-12 as an assistant coach at Southeast Missouri State before joining Gary Pinkel's staff at Missouri, where he worked with head coach Dave Steckel in shaping one of the SEC's top defensive units.

Kramer was a key defensive analyst for the Tigers and also served as the assistant director of recruiting during his tenure at Missouri. In that role, he helped oversee scouting and assisted the staff with scripting and practice planning. He also helped coordinate Mizzou Football Camps.

At SEMO, Kramer coached four first-team All-Ohio Valley Conference offensive linemen. He also mentored three All-Americans, including Sean Middleton, the FCS Rimington Award winner. Kramer's line paved the way for the nation's No. 3 rushing offense in 2010, giving up an FCS-best six sacks for the season.

Kramer initially joined the Southeast coaching staff as a graduate assistant in 2006, where he worked with the defensive line. He also served as director of football operations for a year and a half under head coach Tony Samuel.

Kramer and his wife, Killian, have a daughter, Leyna, and a son named Vince.



Marcus Yokeley

Defensive Coordinator
Fifth season at MSU

Marcus Yokeley begins his fifth year as the Bears' defensive coordinator--and second working with the Missouri State linebackers--after helping lay the foundation for future success by mentoring a young MSU defense in his first four seasons in Springfield.

Under Yokeley's guidance, the Bears continued to make strides on the defensive side of the line of scrimmage over the last two seasons. Individually, Angelo Garbutt earned his second-straight All-MVFC nod, while fellow linebacker McNeece Egbim also picked up honorable mention laurels and defensive end Matt McClellan was an MVFC All-Newcomer selection last fall.

As a unit, MSU's pass defense ranked sixth in the MVFC during league play in 2017, yielding an average of 228.9 yards per game. A deep 2016 Missouri State defense logged statistical improvements across the board to help the Bears post a three-win improvement. MSU's run defense improved by an average of 118 yards per outing in 2016, while the Bears' gave up 105 fewer yards per game overall as a unit. Consensus first-team All-American Dylan Cole thrived in Yokeley's system, leading the nation in total tackles (12.9) en route to being named a finalist for the Buck Buchanan Award.

The 2015 Bears transitioned to a 4-3 defense, relying on a core group that included five freshman and eight sophomore starters. In all, seven of MSU's top 10 tacklers were first or second-year players, including All-MVFC honoree Jared Beshore.

Yokeley, who worked with the Bears' cornerbacks during his

first three years on staff, spent a total of six years over two stints at Lindenwood. Prior to that, the Marshall, Mo., product served as defensive coordinator at Avila in 2011.

A former all-conference defensive back for Truman State, Yokeley was a two-time team captain for the Bulldogs before earning his undergraduate degree in psychology from the school in 2006. He worked as Lindenwood's secondary coach, special teams coordinator and assistant head coach while earning his master's degree in education with an emphasis in strength and conditioning. In his first two years as a full-time assistant, the Lions went 21-4, captured the HAAC title and advanced to the NAIA playoffs each season.

Yokeley joined Missouri's staff as a graduate assistant, working on both sides of the ball and assisting with the coordination of the Tigers' camps, film evaluation and scouting operations.

POSITION

Offensive Coordinator/Offensive Line

PERSONAL

Hometown: Liberty, Mo.

Family: wife Killian; daughter Leyna; son Vince

EDUCATION

Southern Illinois University, 2005 (bachelor's degree in mass communications)

PLAYING EXPERIENCE

Southern Illinois University (OL), 2002-05

- Three consecutive FCS playoff appearances

COACHING EXPERIENCE

2006-07 Southeast Missouri State Univ.
Graduate Asst. (DL/Operations)

2008-11 Southeast Missouri State Univ.
Assistant Coach (OT/TE)

2012-14 University of Missouri
Asst. Dir. of Recruiting/Def. Analyst

- Cotton Bowl (2013)
- Citrus Bowl (2014)

2015-18 **Missouri State University**
Assistant Coach (TE/ST)

2019-present **Missouri State University**
Offensive Coord. (OL)

POSITION

Defensive Coordinator/Linebackers

PERSONAL

Hometown: Marshall, Mo.

EDUCATION

Truman State University, 2006

(bachelor's degree in psychology)

Lindenwood University, 2008 (master's

degree in education/strength and conditioning)

PLAYING EXPERIENCE

Truman State University (DB), 2002-05

- Two-time team captain
- 2003 All-MIAA honoree
- Three-time MIAA Commissioner's Academic Honor Roll member

COACHING EXPERIENCE

2006-08 Lindenwood University
Assistant Coach (DB/ST)

2009-10 University of Missouri
Graduate Assistant

- Texas Bowl (2009)
- Insight Bowl (2010)

2011 Avila University
Defensive Coordinator (DB)

2012 Lindenwood University
Assistant Coach (DL)

2013-14 Lindenwood University
Assistant Head Coach (DT)

2015-present **Missouri State University**
Defensive Coord. (CB/LB)



Stephen Bravo-Brown

Assistant Coach
First season at MSU

Stephen Bravo-Brown begins his first year on the MSU football staff and will serve as the Bears' assistant coach for wide receivers in 2019.

Bravo-Brown is a 2014 graduate of USF, where he earned his degree in psychological studies. He went on to earn postgraduate degrees from Eastern Illinois in 2015 and Wake Forest in 2018.

The North Lauderdale, Fla., native served as a graduate assistant coach and worked with wide receivers at Wake Forest from 2017-18 after joining the Wake Forest football program in 2016 as a coordinator of offensive quality control. The Demon Deacons went to three-straight bowl games in that span, with the

2017 team setting more than 100 team and individual records, including points scored (459), total offense (6,055 yards) and five of the top 10 offensive games in school history.

Bravo-Brown began his coaching career at Waldorf University in Forest City, Iowa, where he spent the 2015 season coaching the wide receivers and helping mentor a pair of all-conference standouts. He was also an assistant director of football operations and Eastern Illinois and later mentored the EIU running backs during spring football in 2016.

Bravo-Brown was originally a walk-on wide receiver at South Florida before earning a scholarship and lettering for the Bulls for three seasons. He played in 31 games there and racked up 22 receptions for 259 yards.

After completing his undergraduate degree, Bravo-Brown concluded his collegiate career at

Eastern Illinois, where he caught 38 passes for 289 yards in 12 games and earned NFL tryouts with the Chicago Bears and Tampa Bay Buccaneers. He also earned the OVC Medal of Honor in 2014 after serving as team captain and leading the Panthers to an appearance in the conference championship game.

Bravo-Brown played his high school football at St. Thomas Aquinas High School, where he was team captain as a senior and helped lead Aquinas to a 2007 Florida state title and 2008 high school national championship. He also ran track for Aquinas.

Bravo-Brown married his wife, Jasmine, this past June.

POSITION

Assistant Coach/Wide Receivers

PERSONAL

Hometown: North Lauderdale, Fla.

Family: wife Jasmine

EDUCATION

University of South Florida, 2014 (bachelor's degree in psychological studies)

Eastern Illinois University, 2015 (master's degree)

Wake Forest University, 2018 (master's degree)

PLAYING EXPERIENCE

University of South Florida (WR), 2011-13

- Caught 22 passes for 259 yards over three-year career

Eastern Illinois University (WR), 2014

- Team captain
- OVC Medal of Honor

COACHING EXPERIENCE

2015-16 Eastern Illinois University
Asst. Director of Operations

2016-18 Wake Forest University
Quality Control/Graduate Asst. (WR)

- Military Bowl (2016)
- Belk Bowl (2017)
- Birmingham Bowl (2018)

2019-present **Missouri State University**
Assistant Coach (WR)



Trent Figg

Assistant Coach
Second season at MSU

Trent Figg was announced as new MSU running backs coach in April 2018. He came to Missouri State after a year as defensive coordinator at Southern Arkansas University in Magnolia.

In his first season in Springfield, Figg helped the Missouri State running backs deliver a balanced combined effort, with four different backs topping the 250-yard mark in net rushing for the year. The Bears rushed for 160 yards or more in five of their first six contests, including a 297-yard outburst in a 40-8 victory over nationally-ranked Northern Arizona. Jason Randall's 181-yard day against NAU marked the best single-game rushing effort by a Bear in five years.

Figg spent the 2015 and 2016 seasons as defensive coordinator for his alma

mater, William Jewell College of the Great Lakes Valley Conference. In addition to his work as the defensive coordinator at William Jewell, Figg served as the DC for the USA Team at the 2016 World University Championship held in Monterrey, Mexico.

Prior to his two-year stint at William Jewell, Figg served as the defensive backs coach, special teams coordinator and recruiting coordinator for Southern Arkansas in 2014. That season, Figg engineered a secondary that allowed the lowest opponent completion percentage (.495) and the second-lowest third-down conversion percentage (.338) in the Great American Conference.

Before his first stop at SAU, Figg spent the 2013 season as a defensive graduate assistant at Arizona State, which won the PAC-12 South Division Championship, while the Sun Devil defense ranked first overall in the PAC-12.

Figg graduated from William Jewell in 2008, where he played defensive back for the Cardinals and was named a CoSIDA Academic All-American in 2007. After graduation, Figg spent five years on the Cardinal football staff, working with linebackers (2008-09 and 2011), running backs (2010), and defensive backs (2012-13).

Figg holds a master's degree in education leadership from Northwest Missouri State.

Figg is originally from Chillicothe, Mo., and is married to the former Tori Hallett. The couple has two sons, Titus and Thomas.

POSITION

Assistant Coach/Running Backs

PERSONAL

Hometown: Chillicothe, Mo.

Family: wife Tori; sons Titus, Thomas

EDUCATION

William Jewell College, 2008

(bachelor's degree in psychology)

Northwest Missouri State University, 2008

(master's degree in education leadership)

PLAYING EXPERIENCE

William Jewell (DB/LB), 2004-07

- 2007 CoSIDA Academic All-American
- Earned Jewell's Hustle Award

COACHING EXPERIENCE

2008-09 William Jewell College
Graduate Assistant (OLB)

2010-12 William Jewell College
Assistant Coach (RB/LB/DB)

2013 Arizona State University
Graduate Assistant (ST)

2014 Southern Arkansas University
Assistant Coach (DB/ST)

2015-16 William Jewell College
Defensive Coordinator

2017 Southern Arkansas University
Defensive Coordinator

2018-present **Missouri State University**
Assistant Coach (RB)



Kenji Jackson

Assistant Coach
Fifth season at MSU

Kenji Jackson will once again oversee the development of the Missouri State safeties in his fifth season with the Bears.

Jackson has helped shape a youthful MSU secondary into one of the program's most productive and improved units over the last four years. Most notably among Jackson's pupils, Jared Beshore capped his MSU career with his third-consecutive CoSIDA Academic All-District citation after leading the Bears in interceptions and finishing third on the squad in total tackles last year.

In 2017, the Bears defensive backfield ranked sixth in the Valley in passing defense during conference play. The previous year, four different safeties

ranked among the Bears' top nine tacklers, led by the trio of Beshore, Cameron Price and Kam Carter, who each made at least five starts. As a unit the MSU defense posted a significant improvement in pass defense efficiency, rising from 10th in the MVFC to seventh with a season rating of 139.3.

In his first fall with the Bears, Jackson was charged with mentoring a young safety corps that featured just two returning letterwinners. Beshore emerged as a standout, claiming MVFC All-Newcomer team honors after averaging 6.4 tackles per game to rank among the top 20 defenders in the conference.

Jackson joined head coach Dave Steckel's initial MSU staff for the 2015 season after completing one year as a defensive graduate assistant at Northwestern.

Prior to his arrival at MSU, Jackson helped

mentor four NU defenders who earned All-Big Ten honors for the Wildcats last season. Over the previous two years, Jackson worked as a recruiting and quality control graduate assistant with Steckel at Mizzou following the completion of his playing career in 2011. He assisted the MU coaching staff with its recruiting operations, video preparation and scouting analysis, helping MU post a program-record 12 wins and claim both the SEC East title and a Cotton Bowl victory en route to a No. 5 final AP ranking in 2013.

As a standout defensive back for the Tigers, Jackson was a two-year starter at safety and team captain as a senior, capping his career with an honorable mention All-Big 12 citation. A contributor on bowl teams in each of his four seasons, the Mansfield, Texas native earned Academic All-Big 12 recognition in 2009, as well as the team's Inspirational Player of the Year honor in 2011.

Jackson completed his undergraduate degree in interpersonal communications in just three and a half years before earning a graduate degree from MU in educational and counseling psychology.

POSITION

Assistant Coach/Safeties

PERSONAL

Hometown: Mansfield, Texas

EDUCATION

University of Missouri, 2011 (bachelor's degree in interpersonal communications)

University of Missouri, 2013 (master's degree in educational and counseling psychology)

PLAYING EXPERIENCE

University of Missouri (S), 2008-11

- All-Big 12 Honorable Mention (2011)
- Team captain (2011)
- MU Inspirational Player of the Year (2011)
- Academic All-Big 12 selection (2009)
- Alamo Bowl (2008)
- Texas Bowl (2009)
- Insight Bowl (2010)
- Independence Bowl (2011)

COACHING EXPERIENCE

2012-13 University of Missouri
Graduate Assistant
• Cotton Bowl (2013)

2014 Northwestern University
Graduate Assistant

2015-present Missouri State University
Assistant Coach (S)



Jake Morse

Assistant Coach
First season at MSU

Jake Morse begins his first season on the Missouri State coaching staff working with the Bears quarterbacks.

Morse joined the Bears staff in the spring after spending four years at Baker University, including the last three seasons as the Wildcats' offensive coordinator. Baker ranked among the NAIA's top 10 scoring offenses in each of Morse's four seasons in Baldwin City (Kan.), while amassing an impressive 44-8 overall mark with four-straight Heart of America Athletic Conference titles and NAIA Playoff appearances. He helped guide Baker to a memorable 2016 campaign during which the wildcats led the nation in passing yards per game and passing

touchdowns, while logging a 14-1 record and NAIA-FCS nation runner-up finish.

Baker also captured HAAC South Division titles in 2015, 2017 and 2018, as Morse helped mentor three different quarterbacks who garnered All-HAAC honors. Headlining that trio was Logan Brettell, who rewrote the Wildcats' record book en route to becoming the first Baker student-athlete to earn an NAIA National Player of the Year honor in 2016. He also became the school's first-ever recipient of the CoSIDA Academic All-American of the Year award for his efforts in the classroom. Additionally, Morse pupil Nick Marra was a unanimous first-team selection in 2015, while Marco Aguinaga was a second-team pick for the Wildcats last fall.

Prior to joining Baker's staff in 2015, Morse

spent a year as a defensive graduate assistant at Texas Tech. With the Red Raiders, he worked with the outside linebackers, helping mentor the Big 12 Conference's sack leader, Pete Robertston.

Morse forged his path in coaching following the conclusion of a standout college career as a quarterback at Baker. He was a three-year team captain, a four-time All-HAAC selection and the league's Co-Offensive Player of the Year in 2011, when he led the conference in total offense (212.5 ypg.) while completing 172-of-282 passes for 2,120 yards and 17 touchdowns. Morse began his college career in Springfield, spending the 2008 season as a redshirt quarterback for the Bears before transferring to Kansas. He served on the Jayhawks scout team in 2009, when he was named to the Big 12 Conference's Academic Honor Roll.

A native of Lenexa, Kan., Morse completed his bachelor's degree in physical education from Baker in 2013.

POSITION

Assistant Coach/Quarterbacks

PERSONAL

Hometown: Lenexa, Kan.

Family:

EDUCATION

Baker University, 2012 (bachelor's degree in physical education)

PLAYING EXPERIENCE

Baker University (QB), 2010-13

- Four-time All-HAAC
- HAAC Co-Offensive Player of the Year (2011)
- Three-year team captain

University of Kansas (QB), 2009

Missouri State University (QB), 2008

COACHING EXPERIENCE

2014 Texas Tech University
Graduate Asst. (OLB)

2015 Baker University
Asst. Coach/Passing Game Coord. (QB)

2016-18 Baker University
Offensive Coord. (QB)
• NAIA-FCS national runner-up (2016)

2019-present Missouri State University
Assistant Coach (QB)



Chris Morton

Assistant Coach
Fifth season at MSU

Chris Morton will resume his work with the Missouri State defensive lineman in his fifth season with the Bears.

In his first four years at MSU, Morton has tutored one of the Bears' deepest position groups, providing a key element in a defensive renaissance for the Maroon and White. Last fall, MSU's defensive front accounted for 19.0 of the Bears' 24.0 sacks as a team, a figure that ranked fourth overall in the MVFC. In 2016, the D-line unit combined to record 156 tackles, 32.0 stops for losses and 15.0 of the Bears' 17.0 sacks on the year.

Three MSU defensive linemen have garnered All-MVFC honors under Morton's direction, including two-time honoree Colby Isbell. In 2016, Isbell earned the first of his two-straight second-team All-Valley honors after finishing with 33 stops, 12.0 TFLs and 6.5 sacks, ranking sixth in the MVFC in each of

the last two categories. James Barnes claimed honorable mention all-conference recognition in 2015, recording 33 tackles and ranking ninth among all Valley defenders in sacks during league play. Finally, current Bears defensive end Matt McClellan garnered MVFC All-Newcomer Team recognition last fall after logging a team-high 10.5 tackles for loss and sharing the MSU team lead with 6.0 sacks during his first campaign in Springfield.

Morton came to MSU after spending two seasons on the University of Wisconsin-Stout's staff, following a two-year graduate assistant stint at Missouri.

Before joining the UW-Stout program, Morton spent a total of four years in Columbia, where he worked as a compliance

POSITION

Assistant Coach/Defensive Line

PERSONAL

Hometown: Norfolk, Neb.

Family: wife Carla; son Caiden; daughter Cora

EDUCATION

University of South Dakota, 2007 (bachelor's degree in accounting)

University of Missouri, 2013 (master's degree in health education and promotion)

PLAYING EXPERIENCE

University of South Dakota (C), 2004-07

- AFCA All-American (2007)
- NCAA D-II Rimington Award winner (2006)
- Four-year letterwinner

COACHING EXPERIENCE

2011-12 University of Missouri
Graduate Assistant
• Independence Bowl (2011)

2013-14 University of Wisconsin-Stout
Assistant Coach (DL)


2015-present Missouri State University
Assistant Coach (DL)

coordinator for two years before his initial coaching experience as a defensive graduate assistant under MSU head coach Dave Steckel. In that role, the Norfolk, Neb., native worked with the MU defensive line, linebackers and safeties, helping the Tigers go 8-5 in a 2011 season that culminated in an Independence Bowl victory over North Carolina.

Prior to beginning his coaching career, Morton starred at center for South Dakota, earning first-team AFCA All-America honors in 2007 after claiming the 2006 Rimington Award for Division II. He was honored with USD's Dr. John Van Why Athletic Department outstanding male athlete award and graduated with his bachelor's degree in accounting in 2007.

Morton then worked as an auditor for the Missouri Attorney General's office before heading to Mizzou, where he earned his master's degree in health education and promotion.

Morton's wife, Carla, is employed as an academic counselor at MSU's Dr. Mary Jo Wynn Academic Achievement Center. The couple has one daughter, Cora, and a son, Caiden.



Munir Prince

Assistant Coach
Fifth season at MSU

Munir Prince (first name pronounced muh-NEAR) returns for his fifth season overall on the Bears coaching staff and his second working with the MSU cornerbacks.

Last year, Prince mentored a veteran group of corners that accounted for 128 tackles on the season. The trio of Darius Joseph, Matt Rush and Zack Sanders combined to make all 22 starts at the two cornerback positions for the Bears.

Prince helped develop a balanced and versatile stable of running backs that combined for over 4,000 yards of total offense in his first three seasons at MSU. Most notably, Jason Randall and Calan Crowder teamed up to run

for 2,255 yards and 19 touchdowns since the start of the 2015 season. Last fall, the Bears ranked third among all MVFC teams in team rushing per game (185.1 ypg.) during league play.

In his first campaign with the Bears, Prince oversaw a running back group that included three different regulars who totaled more than 300 ground yards for the 2015 season. Randall posted a pair of 77-yard games, while Crowder registered a Bears' season-high 164-yard day against Chadron State.

Prince arrived in Springfield after a brief stint as an assistant coach at Drake University, where he coached the Bulldogs' interior receivers. Previously, he worked as an account executive for Drake IMG Sports Marketing for one year before joining the

POSITION

Assistant Coach/Cornerbacks

PERSONAL

Hometown: St. Louis, Mo.

EDUCATION

University of Missouri, 2010 (bachelor's degree in business management)

University of Missouri, 2012 (master's degree in business administration)

PLAYING EXPERIENCE

University of Notre Dame (RB/DB), 2006-07

- Two-year letterwinner
- Sugar Bowl (2006)

University of Missouri (DB), 2008-09

- Two-year letterwinner
- Alamo Bowl (2008)
- Texas Bowl (2009)

COACHING EXPERIENCE

2011-12 University of Missouri
Graduate Assistant
• Independence Bowl (2011)

2014 Drake University
Assistant Coach (WR)

2015-present Missouri State University
Assistant Coach (RB/CB)

DU coaching staff.

Prince earned two degrees from Missouri, finishing his bachelor's degree in business management in 2010, before completing an MBA program while assisting Gary Pinkel's coaching staff as an offensive quality control graduate assistant.

As a player, Prince was a part of two Big 12 North Division championship teams and three bowl-qualifying squads during his own playing career as a defensive back for the Tigers.

A St. Louis native, Prince began his collegiate career at Notre Dame, playing in 20 total games as a running back and defensive back during the 2006 and 2007 seasons.



Marty Spieler

Assistant Coach First season at MSU

Marty Spieler will work with the Bears tight ends in his first season on the Missouri State staff, following a recent three-year stint as offensive coordinator at Florida A&M University.

Spieler spent the 2018 season at Pittsburgh's Norwin High School, a Class 6A school, where he was tight ends and offensive line coach as well as a special teams consultant.

Spieler's broad range of experience made him an ideal fit at Florida A&M in Tallahassee where he served as offensive coordinator and quarterbacks coach from 2015-17. He helped lead the Rattlers to top-three rankings in the MEAC in

scoring, passing, passing efficiency, third-down conversions and red zone scoring. He also served as the program's academic coordinator and was responsible for substantial improvements to the team's grade-point average and Academic Progress Rate (APR).

Spieler had another stint with FAMU head coach Alex Wood during their time at Buffalo, where he was the club's special teams coordinator from 2010-14, tight ends coach from 2010-13 and wide receivers coach in 2014. In 2014, his wide receiving group improved their production in catches, yards and touchdowns over the previous season, despite two fewer games and the departure of the Bulls' all-time receiving leader. He also mentored NFL free agent punter Jake Schum during his time at Buffalo.

POSITION

Assistant Coach/Tight Ends

PERSONAL

Hometown: ...

Family: wife Angela; sons Bryce, Riley

EDUCATION

Allegheny College, 2004 (bachelor's degree in psychology and religious studies)

Georgia Southern University, 2006 (master's degree in kinesiology and sports psychology)

University of Cincinnati, 2009 (master's degree in criminal justice)

COACHING EXPERIENCE

2004-06	Georgia Southern University Assistant/Quality Control Asst.
2006-07	Allegheny College Asst. Coach (OT/TE)
2007-09	University of Cincinnati Defensive Asst./Academic Coord.
2010-14	University at Buffalo Asst. Coach (TE)/Special Teams Coord.
2015-17	Florida A&M University Offensive Coordinator (QB)
2019-present	Missouri State University Assistant Coach (TE)

From 2007 to 2009, Spieler was a member of the offensive staff for Cincinnati, helping lead the Bearcats to a 33-7 record, a pair of Big East championships and two BCS Bowl appearances. He served as tackles and tight ends coach at his alma mater, Allegheny (Pa.) College from 2006-07, also handling assistant recruiting coordinator and video coordinator duties. He began his coaching career in 2004 at Georgia Southern (2004-06), working as a defensive assistant, film supervisor and quality control coach for the Eagles' 2004 Southern Conference co-champions.

Spieler is a 2004 graduate of Allegheny (Pa.) College where he earned a degree in Psychology in 2004. He went on to earn master's degrees from Georgia Southern (2006) and Cincinnati (2009).

Spieler and his wife, Angela, have two children, Bryce and Riley.



Lynn Mentzer

Director of Operations
Second season at MSU

Lynn Mentzer joined the Missouri State staff as director of football operations in January 2018 from Coastal Carolina University where she has served in a similar capacity since 2005.

Mentzer was a student office assistant when the Coastal Carolina program began in 2002 and its first season of competition in 2003. She was also a part of the program's transition from FCS to FBS competition in 2016 after a successful run of seven Big South Conference championships, six FCS playoff appearances and 10 weeks ranked No. 1.

She was awarded the game ball for a 2011 win after taking over the equipment manager responsibilities for the last week of the season.

The native of Kenton, Ohio, earned her degree in business management from Coastal Carolina in 2005.



Adam Lang

Strength & Conditioning Coach
Fourth season at MSU

Football strength and conditioning coach Adam Lang joined the Missouri State staff in March of 2016 after nearly two years as the head strength and conditioning coach at William Jewell College.

Lang is a 2008 graduate of Oregon State University where he earned his degree in nutrition and exercise science. He went on to pursue his master's in sports management in 2011 from Northern Illinois, where he worked with 11 different sports during his two years as a graduate assistant in DeKalb.

He parlayed his time at NIU into a full-time position in 2012 when he was named assistant strength and conditioning coach for the Huskies. Lang worked with football, volleyball, baseball and men's tennis during his final season there and oversaw the graduate assistants. He also served the strength needs of the men's soccer, baseball and women's basketball programs in his first season as a full-time strength coach at NIU.

He moved to Liberty, Mo., in July of 2014 to work at William Jewell, where he oversaw the year-round strength, power, agility and conditioning programs for 13 intercollegiate sports at the NCAA Division II school. He also managed the equipment and budget for the department while teaching three classes.

His articles have been published in various strength publications, and he holds numerous certifications, including the certified strength and conditioning specialist.

SUPPORT STAFF



Connor Benado
Quality Control,
Special Teams



Brad Jarman
Quality Control,
Defense



Morgan Cox
Athletic Trainer



Desmond Noird
Quality Control,
Offense



Lucas Gant
Equipment Manager



Steve Sawchak
Head Athletic Trainer



Erin Harold
Athletic Trainer



Corey Sudhoff
Quality Control,
Defense



Dr. Landon Hough
Head Team Physician



Jordan Walsh
Quality Control,
Offense



Dr. Mary Jo Wynn Academic Achievement Center

(FORA -- 836-6829)

Dan Raines (Northwestern, '98)
Assistant A.D. for Academics and Student Services
Ad'ja Jones (Missouri State, '11)
Director of Student-Athlete Development
Carla Morton (South Dakota, '08)
Assistant Director
Stephen Carberry (Missouri, '14)
Academic Counselor
Christine McCartney (Missouri State, '14)
Academic Counselor
Daijha Heron (Missouri State, '19)
Graduate Assistant

Athletic Medical and Rehabilitation Services

(FORA -- 836-5461)

Jim Penkalski (Kent State, '87)
Director
Shannon Derricks (West Virginia, '93)
Assistant Director
Suzie Atkinson (Missouri State, '10)
Assistant Athletic Trainer
Tyler Landgraf (Iowa State, '00)
Assistant Athletic Trainer
Steve Sawchak (Missouri State, '90)
Assistant Athletic Trainer
Kristian Stewart (Southwest Baptist, '12)
Assistant Athletic Trainer
Mitch Hauschildt (South Dakota, '00)
Rehabilitation/Performance Coordinator
Melanie Burkholder (Missouri State, '17)
Intern
Lyndsey Comer (Missouri State, '17)
Graduate Assistant
Morgan Cox (Kansas State, '14)
Intern
Alexa DeClue (Missouri State, '18)
Graduate Assistant
Erin Harold (Missouri State, '19)
Graduate Assistant
Kelsey LaMont (Oregon State, '17)
Graduate Assistant
Eric Trueblood (Kansas State, '19)
Graduate Assistant

Athletics Communications

(HAMC -- 836-5402)

Rick Kindhart (Missouri State, '91)
Assistant A.D. for Communications
Ben Adamson (Oklahoma State, '05)
Assistant Director
Eric Doennig (Missouri, '00)
Assistant Director
Kevin Kane (UNI, '84)
Assistant
Matt Hevel (Kansas, '18)
Graduate Assistant
Morganne Lander (North Florida, '17)
Graduate Assistant
Tim McCall (Colorado State, '18)
Graduate Assistant

Missouri State Sports Properties

(HSC -- 836-5234)

Mike Peddicord (Buena Vista, '00)
General Manager
Danielle Niepert (Missouri State, '16)
Director of Marketing
Sharry Olson (Johnson County CC, '82)
Manager of Business Development
Caroline Woods (Missouri State, '17)
Coordinator of Partnership Services
Demarcus Heglar (Concordia-Wisconsin, '19)
Graduate Assistant

External Affairs

(ALUM -- 836-4143)

Kerry Dickerson (Washburn, '93)
Senior Director of Athletics Development
Callie Carroll (Missouri State, '13)
Director of Athletics Development
Jordan Taylor (Missouri State, '17)
Assistant Director of Athletics Development
Art Hains (SMU, '76)
University Marketing Specialist

Missouri State University

901 South National Avenue, Springfield, Missouri 65897

Intercollegiate Athletics Administration

Name (alma mater, class)	Position	Building	Phone
Kyle Moats (SIU Edwardsville, '88)	Director of Athletics	HAMC	836-5244
Brenda Espy	Executive Assistant to Athletics Director	HAMC	836-5244
Casey Hunt (St. Bonaventure, '94)	Senior Associate Director of Athletics/SWA	HAMC	836-5246
Keith Boaz (Missouri State, '00)	Senior Associate Director of Athletics, Facilities	HAMC	836-5240
Kerry Dickerson (Washburn, '93)	Senior Director of Athletics Development	MAC	836-4523
Melissa Goodman (Missouri State, '07)	Assistant Director of Athletics for Business Administration	HAMC	836-5244
Alex Hirdler (Iowa, '14)	Assistant Director of Athletics for Compliance	FORA	836-6829
Rick Kindhart (Missouri State, '91)	Assistant Director of Athletics for Communications	HAMC	836-4585
Mike Peddicord (Buena Vista, '00)	General Manager, Missouri State Sports Properties	HAMC	836-5234
Dan Raines (Northwestern, '98)	Assistant Director of Athletics, Academics and Student Services	FORA	836-6829

Coaches and Support Staff

Keith Guttin (Missouri-St. Louis, '78)	Head Baseball Coach	FORA	836-4497
Paul Evans (Southern Illinois, '81)	Assistant Baseball Coach	FORA	836-4496
Matt Lawson (Missouri State, '15)	Assistant Baseball Coach	FORA	836-5242
Craig Massoni (Austin Peay, '13)	Volunteer Assistant Baseball Coach	FORA	836-5242
Dana Ford (Illinois State, '06)	Head Men's Basketball Coach	JQH	836-4136
Corey Gipson (Austin Peay, '04)	Associate Head Men's Basketball Coach	JQH	836-4136
Jake Headrick (Montevallo, '05)	Assistant Men's Basketball Coach	JQH	836-4136
Jase Herl (Colorado Mesa, '10)	Assistant Men's Basketball Coach	JQH	836-4136
Sheldon Everett (South Carolina, '04)	Director of Basketball Operations	JQH	836-4136
Amaka Agugua-Hamilton (Hofstra, '05)	Head Women's Basketball Coach	JQH	836-4136
Franqua Bedell (University of the Ozarks, '99)	Assistant Women's Basketball Coach	JQH	836-4136
Seth Minter (Culver-Stockton, '06)	Assistant Women's Basketball Coach	JQH	836-4136
Tori Janoska (Michigan State, '16)	Assistant Women's Basketball Coach	JQH	836-4136
Michaela Crall (Wisconsin, '17)	Director of Women's Basketball Operations	JQH	836-4136
Terrie Coulter	Men's and Women's Basketball Administrative Assistant	JQH	836-4136
Terri Del Conte (Missouri State, '09)	Head Beach Volleyball Coach	HAMC	836-5244
Jade Hayes (Missouri, '13)	Assistant Beach Volleyball Coach	HAMC	836-5244
Dave Steckel (Kutztown, '82)	Head Football Coach	FORA	836-5343
Justin Kramer (Southern Illinois, '06)	Assistant Football Coach-Offensive Coordinator (Offensive Line)	FORA	836-5343
Marcus Yokeley (Truman State, '06)	Assistant Football Coach-Defensive Coordinator (Linebackers)	FORA	836-5343
Stephen Bravo-Brown (South Florida, '14)	Assistant Football Coach (Wide Receivers)	FORA	836-5343
Trent Figg (William Jewell, '08)	Assistant Football Coach (Running Backs)	FORA	836-5343
Kenji Jackson (Missouri, '11)	Assistant Football Coach (Safeties)	FORA	836-5343
Jake Morse (Baker, '13)	Assistant Football Coach (Quarterbacks)	FORA	836-5343
Chris Morton (South Dakota, '07)	Assistant Football Coach (Defensive Line)	FORA	836-5343
Munir Prince (Missouri, '10)	Assistant Football Coach (Cornerbacks)	FORA	836-5343
Marty Spieler (Allegheny College, '04)	Assistant Football Coach (Tight Ends/Special Teams)	FORA	836-5343
Lynn Mentzer (Coastal Carolina, '05)	Director of Football Operations	FORA	836-5343
Neal Stafford (Missouri, '02)	Head Men's Golf Coach	FORA	836-4863
Kevin Kane (UNI, '84)	Head Women's Golf Coach	FORA	836-4138
Jon Leamy (Roanoke, '82)	Head Men's Soccer Coach	FORA	836-5243
Mike Seabolt (Trinity, '96)	Associate Head Men's Soccer Coach	FORA	836-5242
Rob Brewer (Lynchburg, '77)	Head Women's Soccer Coach	FORA	836-6654
Kirk Nelson (Maryland, '93)	Associate Head Women's Soccer Coach	FORA	836-5242
Holly Hesse (Creighton, '82)	Head Softball Coach	HAMC	836-8384
Sue Frederick (Creighton, '89)	Associate Head Softball Coach	HAMC	836-8384
Beth Perine (Ohio State, '82)	Associate Head Softball Coach	HAMC	836-8384
Dave Collins (Drury, '05)	Head Men's/Women's Swimming & Diving Coach	HAMC	836-5466
Chelsea Dirks-Ham (Missouri State, '12)	Associate Head Men's/Women's Swimming & Diving Coach	HAMC	836-5466
Ethan Jacobson (UNI, '14)	Assistant Men's/Women's Swimming & Diving Coach	HAMC	836-5466
Jim Huelskamp (Nebraska, '89)	Men's/Women's Diving Coach	HAMC	836-5466
Mallory Weber (Missouri, '11)	Head Women's Tennis Coach	HAMC	836-8211
Jordan Fife (Indiana State, '08)	Director of Track & Field/Cross Country	FORA	836-4498
Carmelita Jeter (Cal State Dominguez Hills, '05)	Assistant Track & Field Coach	FORA	836-5242
Jake Brydson (Utah Valley, '13)	Assistant Track & Field Coach	FORA	836-5242
Manolo Concepcion (Ashford, '08)	Interim Head Volleyball Coach	HAMC	836-8375
Sara Thomas-Dietrich (Missouri State, '09)	Assistant Volleyball Coach	HAMC	836-8375

Facilities

Keith Boaz (Missouri State, '00)	Sr. Associate Director, Athletic & Entertainment Facilities	HAMC	836-5240
Laree Moore (Missouri State, '88)	Associate Director, Hammons/Plaster/JQH Arena	HAMC	836-5240
Melissa Blankenship (Missouri State, '10)	Assistant Director, Hammons/Plaster/JQH Arena	HAMC	836-5240
Brenda O'Connell	Hammons Student Center Administrative Assistant	HAMC	836-5240

Ticketing

Duane Miller (Missouri Valley College '81)	Director of Ticket and Group Sales	HAMC	836-8899
Shannon Stanton (Missouri State, '92)	Athletics Ticket Manager	JQH	836-7678
Kyle Frevert (Missouri State, '11)	Assistant Athletics Ticket Manager	JQH	836-7678

Strength & Conditioning

Jeremiah Frey (Central College, '04)	Director of Strength & Conditioning	PLAS	836-6910
Adam Lang (Oregon State, '08)	Assistant Strength & Conditioning Coach	PLAS	836-6910
Amanda Mills (Presbyterian, '11)	Assistant Strength & Conditioning Coach	JQH	836-4136
Chris Steck (Bloomsburg, '14)	Assistant Strength & Conditioning Coach	JQH	836-4136

Equipment

Lucas Gant	Men's Equipment Manager	FORA	836-5430
Adam Mulvey (Wisconsin-Stout, '18)	Women's Equipment Manager	HAMC	836-5056

HAMC - Hammons Student Center; PLAS - Plaster Sports Complex; ALUM - Meyer Alumni Center; FORA - Forsythe Athletics Center; JQH - JQH Arena



2018 REVIEW



2018 Season Notes

- Freshman All-American tight end Jordan Murray reeled in 33 pass receptions and four touchdowns, both MSU freshman receiving records.
- Fellow freshman Damariea Vick racked up 401 receiving yards to rank second on the Bears' freshman season list, one spot ahead of Murray's 378 yards.
- MSU ranked fourth nationally in punt return defense (2.24) and fifth in net punting (39.34).
- QB Payton Huslig passed for a career-high 404 yards against Southern Illinois on Oct. 27, the third-best total in program history. He also collected his fourth career 100-yard rushing game (109) at Oklahoma State on Aug. 30, which ranks only behind DeAndre Smith (6) for most career 100-yard games from the QB position.
- With its Sept. 15 win over No. 20 Northern Arizona, MSU posted its sixth straight non-conference home win. The Bears then opened MVFC play with a home win over No. 9 Illinois State on Sept. 29, giving the Bears back-to-back wins over ranked foes for the first time since 1989.
- The Bears remained one of the least-penalized teams in the nation, leading the league with just 4.91 penalties per game for 43.82 yards -- ranking 18th and 15th, respectively, in the FCS national tabulations.
- Angelo Garbutt's average of 9.0 tackles per game rated fifth overall in the MVFC and 31st nationally, while McNeece Egbim (8.7) ranked sixth in the league.
- MSU forced six Northern Arizona turnovers on Sept. 15, marking the most by a Bears defense since an Oct. 27, 2007. The defensive surge also saw MSU break up six passes, tally 5.0 tackles for loss, grab three interceptions and post 2.0 sacks.
- Huslig eclipsed several career milestones, topping 4,000 career passing yards, 5,000 career yards of total offense and 2,000 passing yards for the season. He also ranked third on MSU's single-season plays list (453) — just 10 shy of the club's single-season record — sixth on MSU's single-season passing yards chart (2,113) and seventh on the single-season total offense list (2,479).

Senior Summaries

30 JARED BESHORE ■ S, 6-0, 204, Lamar, Mo., 4 Letters

Year	G-GS	UT	AT	TT	TFL	Sk-Yd	Int-Yd	PD	FF-R
2015	11-10	43	27	70	1.5	0-0	0-0	2	0-0
2016	11-8	26	16	42	1.0	0-0	1-17	2	1-1
2017	11-8	37	21	58	3.5	0-0	3-33	4	0-0
2018	11-10	33	36	69	1.0	0-0	3-25	8	0-0
Total	44-36	139	100	239	7.0	0-0	7-75	16	1-1

■ HONORS

Preseason All-MVFC: 2016, 2017 (HM); MVFC All-Newcomer Team: 2015; CoSIDA Academic All-District: 2016, 2017, 2018; MVFC All-Academic Team: 2016 (HM), 2018 (1st); MVFC President's Council Academic Award 2018; MVFC Commissioner's Academic Excellence: 2016, 2017, 2018; MVFC Honor Roll: 2015, 2016, 2017, 2018; MSU AD's Honor Roll: Spring 2015, Fall 2015, Spring 2016, Fall 2016, Spring 2017, Fall 2017, Spring 2018, Fall 2018, Spring 2019; MSU Football Senior Scholar-Athlete Award: 2018.

7 TRE BETTS ■ CB, 5-11, 182, Broken Arrow, Okla., 4 Letters

Year	G-GS	UT	AT	TT	TFL	Sk-Yd	Int-Yd	PD	FF-R
2015	11-5	24	17	41	1.0	0-0	2-44	5	0-0
2016	11-0	5	7	12	0.0	0-0	0-0	0	0-0
2017	9-0	6	2	8	0.0	0-0	0-0	0	0-0
2018	10-0	8	1	9	0.0	0-0	1-0	1	0-0
Total	41-5	43	27	70	1.0	0-0	3-44	6	0-0

■ HONORS

MSU Defensive Scout Team Player of Week: (10/25/14); MVFC Honor Roll: 2017; MSU Athletic Director's Honor Roll: (Fall 2017).

75 COLE CHRISTENSEN ■ OL, 6-5, 300, Wildwood, Mo., 4 Letters

Games: 37.

■ HONORS

MVFC Honor Roll: 2017; MSU Athletic Director's Honor Roll: (Spring 2015, Fall 2017).

79 AARON CLARDY ■ OL, 6-5, 307, Neosho, Mo., 4 Letters

Games: 38.

■ HONORS

MVFC Commissioner's Academic Excellence Award: 2017; MVFC Honor Roll: 2016, 2017, 2018; MSU Offensive Scout Team Player of Year: 2014; MSU Offensive Scout Team Player of Week: (9/13/14); MSU Athletic Director's Honor Roll: (Spring 2017, Fall 2017, Spring 2018, Fall 2018).

59 EASTON FLAUGH ■ LB, 6-2, 230, Branson West, Mo., 4 Letters

Year	G-GS	UT	AT	TT	TFL	Sk-Yd	Int-Yd	PD	FF-R
2015	8-0	2	2	4	0.0	0-0	0-0	0	0-0
2016	10-0	0	1	1	0.0	0-0	0-0	0	0-0
2017	11-0	0	2	2	0.0	0-0	0-0	0	0-0
2018	11-0	0	1	1	0.0	0-0	0-0	0	0-0
Total	29-0	2	6	8	0.0	0-0	0-0	0	0-0

■ HONORS

MVFC Honor Roll: 2015, 2016, 2018; MSU AD's Honor Roll: (Spring 2015, Fall 2015, Spring 2017, Spring 2019).

59 SKYLER HULSE ■ DE, 6-3, 255, Oak Grove, Mo., 4 Letters

Year	G-GS	UT	AT	TT	TFL	Sk-Yd	Int-Yd	PD	FF-R
2015	8-2	4	8	12	0.5	0-0	0-0	0	0-0
2016	10-2	6	6	12	2.5	1-10	0-0	0	0-2
2017	10-10	6	10	16	1.5	1-4	0-0	0	0-0
2018	9-8	11	17	28	5.0	2.5-16	0-0	0	0-0
Total	37-22	27	41	68	9.5	4.5-30	0-0	0	0-2

■ HONORS

MVFC Honor Roll: 2015, 2016, 2017, 2018; MSU AD Honor Roll (Fall 2015, Spring 2016, Fall 2016, Spring 2017, Fall 2017, Spring 2018); MSU Arthur Briggs Award: 2018.

39 NICK MASONER ■ RB, 6-1, 218, Excelsior Springs, Mo., 4 Letters

Year	G-GS	TC	Yds	Avg	TD	Lg	Rec	Yds	TD
2015	9-0	0	0	0	0	0	0	0	0
2016	11-0	25	166	6.6	0	37	2	21	0
2017	10-0	24	96	4.0	2	16	5	43	1
2018	10-1	11	55	5.0	0	11	5	87	1
Total	40-1	60	317	5.3	2	37	12	151	2

100-Yard Rushing Games: 1. Tackles: 19.

■ HONORS

MVFC President's Council Academic Award: 2017; MVFC Commissioner's Academic Excellence Award: 2016, 2017; MVFC Honor Roll: 2014, 2015, 2016, 2017; MSU Athletic Director's Honor Roll: (Fall 2014, Spring 2015, Fall 2015, Spring 2016, Fall 2016, Spring 2017, Fall 2017, Spring 2018).

1 JaMARIO McCLENDON ■ CB, 6-3, 202, Cochran, Ga., 2 Letters

Year	G-GS	UT	AT	TT	TFL	Sk-Yd	Int-Yd	PD	FF-R
2016	11-0	11	6	17	0.5	0-0	0-0	1	1-0
2018	11-0	5	4	9	0.0	0-0	0-0	0	0-0
Total	22-0	16	10	26	0.5	0-0	0-0	1	1-0

12 ANTHONY MONKEN ■ QB, 6-5, 211, Libertyville, Ill.

■ HONORS

MSU Athletic Director's Honor Roll: (Spring 2019).

68 MARQUIS PROPHETE ■ OL, 6-5, 318, Florissant, Mo., 4 Letters

Games: 43.

■ HONORS

All-MVFC: 2018 (2nd); 2017 (HM); MVFC Offensive Lineman of Week: (10/28/17; 9/10/18); Preseason All-MVFC: 2018; MVFC Honor Roll: 2016, 2017; MSU Athletic Director's Honor Roll: (Spring 2015, Fall 2017, Spring 2017).

76 BRAD PRYOR ■ OL, 6-3, 310, St. Charles, Mo., 4 Letters

Year	G-GS	UT	AT	TT	TFL	Sk-Yd	Int-Yd	PD	FF-R
2014	12-6	4	20	24	3.5	2.5-10	0-0	0	0-1
2015	11-4	6	10	16	2.0	1.0-9	0-0	0	0-0
2017	11-5	1	1	2	0.0	0-0	0-0	0	0-0
2018	11-10	0	0	0	0.0	0-0	0-0	0	0-0
Total	45-25	11	31	42	5.5	3.5-19	0-0	0	0-1

■ HONORS

MVFC Commissioner's Academic Excellence Award: 2017, 2018; MVFC Honor Roll: 2014, 2015, 2016, 2017, 2018; MSU AD Honor Roll: (Fall 2014, Fall 2015, Spring 2016, Fall 2016, Spring 2017, Fall 2017, Spring 2018, Fall 2018).

25 JASON RANDALL ■ RB, 5-9, 183, Thomasville, Ga., 4 Letters

Year	G-GS	TC	Yds	Avg	TD	Lg	Rec	Yds	TD
2015	11-0	90	379	4.2	2	60	5	32	0
2016	10-6	121	459	3.8	2	63	17	147	2
2017	10-3	60	373	6.2	5	68	5	90	3
2018	10-9	96	426	4.4	5	47	10	62	0
Total	41-18	367	1637	4.5	14	68	37	331	5

100-Yard Rushing Games: 2. Tackles: 1.

■ HONORS

MSU Offensive Scout Team Player of Week: (9/20/14, 10/11/14); MSU Media Player of Week: (10/22/16); MSU AD Honor Roll: (Spring 2015, Fall 2016).

4 MATT RUSH ■ CB, 5-10, 184, Springfield, Mo., 4 Letters

Year	G-GS	UT	AT	TT	TFL	Sk-Yd	Int-Yd	PD	FF-R
2015	11-2	20	7	27	1.5	0-0	0-0	2	1-0
2016	11-4	20	4	24	1.0	0-0	1-0	3	0-0
2017	11-8	23	8	31	2.0	1-6	0-0	4	0-0
2018	10-8	26	7	33	2.0	0-0	0-0	3	0-0
Total	43-22	89	26	115	6.5	1-6	1-0	12	1-0

■ HONORS

MVFC Special Teams Player of the Week: (11/4/17); MVFC Honor Roll: 2016; MSU Athletic Director's Honor Roll: (Spring 2017); MSU BearUp Award: 2018.

10 SCOTTY SCHAFFNER ■ TE, 6-4, 245, Raymore, Mo., 3 Letters

Games: 33.

90 E.J. SUTTON ■ DT, 6-3, 287, Schertz, Texas, 3 Letters

Year	G-GS	UT	AT	TT	TFL	Sk-Yd	Int-Yd	PD	FF-R
2016	8-5	1	8	9	2.0	1.0-8	0-0	0	0-0
2017	10-3	6	10	16	2.5	0-0	0-0	0	0-0
2018	11-6	3	10	13	2.0	0-0	0-0	0	0-0
Total	37-14	12	29	41	7.5	1.0-8	0-0	0	0-0

77 JORDAN TURNER ■ OL, 6-6, 306, Willard, Mo., 4 Letters

Games: 43.

■ HONORS

MVFC Commissioner's Academic Excellence Award: 2017, 2018; MVFC Honor Roll: 2016, 2017, 2018; MSU Offensive Scout Team Player of the Week: (11/1/14); MSU Athletic Director's Honor Roll: (Spring 2016, Spring 2017, Fall 2017, Spring 2018, Fall 2018, Spring 2019).



RUSHING	G	TC	Gain	Lost	Net	Avg.	TD	Lg.	YPG
Jason Randall	10	96	446	20	426	4.4	5	47	42.6
Peyton Huslig	11	129	523	157	366	2.8	6	58	33.3
Jeremiah Wilson	7	59	288	11	277	4.7	3	36	39.6
Donovan Daniels	11	65	269	8	261	4.0	4	22	23.7
Dalton Hill	3	15	105	41	64	4.3	0	43	21.3
Nick Masoner	10	11	59	4	55	5.0	0	11	5.5
Damoriea Vick	11	8	39	2	37	4.6	0	9	3.4
Kendall Stewart	11	1	20	0	20	20.0	0	20	1.8
Antwan Woods	10	2	10	0	10	5.0	0	7	1.0
Alan Worsham	10	3	9	0	9	3.0	0	6	0.9
Jared Beshore	11	1	8	0	8	8.0	0	8	0.7
Tyler Currie	11	1	7	0	7	7.0	0	7	0.6
Aaron Denson	8	4	13	8	5	1.2	0	10	0.6
J.T. Granato	2	3	7	7	0	0.0	0	7	0.0
TEAM	--	6	0	23	-23	-3.8	0	0	-4.6
Total.....	11	404	1803	281	1522	3.8	18	58	138.4
Opponents.....	11	472	2731	283	2448	5.2	21	92	222.5

PASSING	G	Effic.	Cmp-Att-Int.	Pct.	Yds.	TD	Lg.	YPG
Peyton Huslig	11	109.75	165-322-16	51.2	2113	13	59	192.1
Dalton Hill	3	81.60	8-16-1	50.0	84	0	37	28.0
J.T. Granato	2	151.20	5-8-1	62.5	69	1	33	34.5
Antwan Woods	10	200.80	1-1-0	100.0	12	0	12	1.2
Total.....	11	109.67	179-347-18	51.6	2278	14	59	207.1
Opponents.....	11	153.39	227-350-8	64.9	2740	29	71	249.1

RECEIVING	G	No.	Yds.	Avg.	TD	Lg.	YPG
Tyler Currie	11	35	548	15.7	5	38	49.8
Lorenzo Thomas	11	35	496	14.2	1	48	45.1
Jordan Murray	11	33	378	11.5	4	33	34.4
Damoriea Vick	11	30	401	13.4	0	36	36.5
Jason Randall	10	10	62	6.2	0	28	6.2
Antwan Woods	10	9	114	12.7	2	27	11.4
Aaron Denson	8	8	105	13.1	0	33	13.1
Nick Masoner	10	5	87	17.4	1	59	8.7
Donovan Daniels	11	5	30	6.0	0	11	2.7
Mauricio Chio	9	3	20	6.7	1	11	2.2
Armand Baker	4	2	16	8.0	0	11	4.0
Peyton Huslig	11	2	9	4.5	0	12	0.8
Kendall Stewart	11	1	6	6.0	0	6	0.5
Jeremiah Wilson	7	1	6	6.0	0	6	0.9

[----- PAT -----]

SCORING	TD	FG	Kick	Rush	Rec	Pass	DXP	Sfty	Pts
Parker Lacina	0	5-5	32-33	0-0	0	0-0	0	0	47
Peyton Huslig	6	0-0	0-0	0-0	0	0-0	0	0	36
Tyler Currie	5	0-0	0-0	0-0	0	0-0	0	0	30
Jason Randall	5	0-0	0-0	0-0	0	0-0	0	0	30
Jeremiah Wilson	4	0-0	0-0	1-1	0	0-0	0	0	26
Donovan Daniels	4	0-0	0-0	0-0	0	0-0	0	0	24
Jordan Murray	4	0-0	0-0	0-0	0	0-0	0	0	24
Antwan Woods	2	0-0	0-0	0-0	0	0-0	0	0	12
Darius Joseph	1	0-0	0-0	0-0	0	0-0	0	0	6
Mauricio Chio	1	0-0	0-0	0-0	0	0-0	0	0	6
Nick Masoner	1	0-0	0-0	0-0	0	0-0	0	0	6
Lorenzo Thomas	1	0-0	0-0	0-0	0	0-0	0	0	6
Total.....	34	5-5	32-33	1-1	0	0-0	0	0	253
Opponents.....	52	11-19	47-51	0-0	1	1-1	0	1	396

*Field Goal sequence (made field goals are underlined):

MSU: Lacina (40-20-19-38-42). Total 5/5 (1.000)

Opponents: (20-34-38-49-32-36-22-39-42-48-19-51-31-45-53-27-34-43-27). Total 11/19 (.579)

KICKOFFS	No.	Yds	Avg	TB	OB	Ret.	Net	YLn
Nick Williams	47	2786	59.3	11	3	--	--	--
Parker Lacina	2	88	44.0	0	0	--	--	--
Brendan Withrow	1	72	72.0	0	0	--	--	--
Total.....	50	2946	58.9	11	3	693	39.6	25
Opponents.....	72	4040	56.1	34	3	472	37.8	27

PUNTING	No.	Yds	Avg	Long	TB	FC	I20	50+	Blk
Brendan Withrow	62	2541	41.0	63	1	18	22	9	0
TEAM	2	35	17.5	35	0	0	0	0	2
Total.....	64	2576	40.2	63	1	18	22	9	2
Opponents.....	51	2172	42.6	62	3	9	20	12	0

KICKOFF RETURNS	No.	Yds.	Avg.	TD	Lg.
Zack Sanders	5	81	16.2	0	22
Darius Joseph	4	70	17.5	0	20
Jeremiah Wilson	4	173	43.2	1	92
Matt Rush	4	94	23.5	0	57
Armand Baker	2	10	5.0	0	9
Nick Hessefort	1	17	17.0	0	17
Mauricio Chio	1	8	8.0	0	8
Tre Betts	1	19	19.0	0	19
Total.....	22	472	21.5	1	92
Opponents.....	32	693	21.7	0	69

PUNT RETURNS	No.	Yds.	Avg.	TD	Lg.
Matt Rush	12	43	3.6	0	18
Tre Betts	7	54	7.7	0	13
Titus Wall	1	0	0.0	0	0
Zack Sanders	1	-2	-2.0	0	0
Total.....	21	95	4.5	0	18
Opponents.....	17	38	2.2	0	15

TOTAL OFFENSE	G	Plays	Rush	Pass	Total	YPG
Peyton Huslig	11	451	366	2113	2479	225.4
Jason Randall	10	96	426	0	426	42.6
Jeremiah Wilson	7	59	277	0	277	39.6
Donovan Daniels	11	65	261	0	261	23.7
Dalton Hill	3	31	64	84	148	49.3
J.T. Granato	2	11	0	69	69	34.5
Nick Masoner	10	11	55	0	55	5.5
Damoriea Vick	11	8	37	0	37	3.4
Antwan Woods	10	3	10	12	22	2.2
Kendall Stewart	11	1	20	0	20	1.8
Alan Worsham	10	3	9	0	9	0.9
Jared Beshore	11	1	8	0	8	0.7
Tyler Currie	11	1	7	0	7	0.6
Aaron Denson	8	4	5	0	5	0.6
TEAM	5	6	-23	0	-23	-4.6
Total.....	11	751	1522	2278	3800	345.5
Opponents.....	11	822	2448	2740	5188	471.6

ALL-PURPOSE	G	Rush	Rec	PR	KOR	IR	Tot	YPG
Tyler Currie	11	7	548	0	0	0	555	50.5
Lorenzo Thomas	11	0	496	0	0	0	496	45.1
Jason Randall	10	426	62	0	0	0	488	48.8
Jeremiah Wilson	7	277	6	0	173	0	456	65.1
Damoriea Vick	11	37	401	0	0	0	438	39.8
Jordan Murray	11	0	378	0	0	0	378	34.4
Peyton Huslig	11	366	9	0	0	0	375	34.1
Donovan Daniels	11	261	30	0	0	0	291	26.5
Nick Masoner	10	55	87	0	0	0	142	14.2
Matt Rush	10	0	0	43	94	0	137	13.7
Antwan Woods	10	10	114	0	0	0	124	12.4
Aaron Denson	8	5	105	0	0	0	110	13.8
Zack Sanders	11	0	0	-2	81	0	79	7.2
Tre Betts	10	0	0	54	19	0	73	7.3
Darius Joseph	10	0	0	0	70	0	70	7.0
Dalton Hill	3	64	0	0	0	0	64	21.3
Jared Beshore	11	8	0	0	0	25	33	3.0
Mauricio Chio	9	0	20	0	8	0	28	3.1
Armand Baker	4	0	16	0	10	0	26	6.5
Kendall Stewart	11	20	6	0	0	0	26	2.4
Tyler Lovelace	11	0	0	0	0	18	18	1.6
Nick Hessefort	4	0	0	0	17	0	17	4.2
Alan Worsham	10	9	0	0	0	0	9	0.9
Total.....	11	1522	2278	95	472	43	4410	400.9
Opponents.....	11	2448	2740	38	693	201	6120	556.4



Date	Opponent	Attendance	Result
Aug. 30	at (25) Oklahoma State N (FS1)	50,103	L 17-58
Sept. 6	Lincoln University #	1,284	W 52-24
Sept. 15	(20) Northern Arizona (ESPN3)	7,217	W 40-8
Sept. 29	(9) Illinois State* (ESPN+)	12,224	W 24-21
Oct. 6	at South Dakota* (ESPN3)	10,092	L 28-35
Oct. 13	at Indiana State* (ESPN+)	6,721	W 29-26
Oct. 20	Western Illinois* (HC) (ESPN+)	12,109	L 14-31
Oct. 27	Southern Illinois* (HC) (ESPN+)	6,374	L 35-49
Nov. 3	at (7) South Dakota State* (ESPN+)	5,869	L 7-59
Nov. 10	(1) North Dakota State* (ESPN+)	5,224	L 7-48
Nov. 17	at Northern Iowa* (ESPN+)	10,072	L 0-37

* Missouri Valley Football Conference game; (N) night games; National rankings and TV info. in parentheses
Game time moved from 6 p.m. to 11 a.m. to accommodate expected thunderstorms (no TV).

DEFENSE	G	UT	AT	TT	TFL-Yd	Sks-Yd	PBU	QBH	FR-Yd	FF
Angelo Garbutt	11	45	54	99	8.0-35	2.5-24	.	5	.	.
McNeece Egbim	11	48	48	96	9.0-23	2.0-10	1	3	.	.
Jared Beshore	11	33	36	69	1.0-1	.	5	.	.	.
Kam Carter	11	41	24	65	3.0-5	.	4	.	.	1
Titus Wall	11	24	26	50	1.5-13	.	1	.	.	.
Zack Sanders	11	41	8	49	.	.	4	.	.	1
Tyler Lovelace	11	25	19	44	2.0-2	.	.	1	1-0	.
Matt McClellan	11	14	25	39	10.5-46	6.0-40	.	5	.	.
Kevin Ellis	10	21	17	38	0.5-1
Darius Joseph	10	25	12	37	1.5-2	.	5	.	1-27	1
Matt Rush	10	26	7	33	2.0-5	.	3	.	.	.
Skyler Hulse	9	11	17	28	5.0-23	2.5-16
Claudio Martin	10	10	16	26	8.0-39	6.0-35	1	5	.	.
Eric Johnson	11	13	12	25	4.0-25	2.5-17	.	6	1-0	1
Edd Becton	11	11	12	23	1.5-5	.	.	1	.	.
Jordan Wilkes	7	8	14	22	3.0-7	0.5-0	.	1	1-0	.
Austin Henderson	10	7	10	17	0.5-0	1
E.J. Sutton	11	3	10	13	2.0-8	.	.	2	.	.
JaMario McClendon	11	5	4	9
Tre Betts	10	8	1	9
Kylin Washington	10	1	7	8	1.0-8	.	1	.	.	.
Walter Watson	8	3	4	7	1
Paris Jackson	10	4	3	7
Godey Coleus	2	4	1	5	2.0-9	1.0-8
Alex Coffin	11	.	4	4
Arian Bhat	4	.	3	3
Darius Montgomery	4	.	3	3	0.5-1
Nick Masoner	10	.	3	3
Nick Hessefort	4	1	1	2	1-0	.
Kendall Stewart	11	2	.	2
Lorenzo Thomas	11	2	.	2
Aaron Denson	8	.	2	2
Chandler Collins	11	1	1	2
Brock Hughes	6	2	.	2
Jordan Turner	10	1	.	1
Taiwo Oluwafunmila	8	.	1	1
Aaron Samek	11	1	.	1
Easton Flaugh	11	.	1	1
Ty McDuffey	4	.	1	1
Alan Worsham	10	.	1	1
Armand Baker	4	.	1	1
Mauricio Chio	9	1	.	1
Isaac Williams	4	.	1	1	0.5-4
Donovan Daniels	11	1	.	1
Jordan Murray	11	1	.	1
J.T. Granato	2	1	.	1
Nick Williams	11	1	.	1
Tyler Currie	11	1	.	1
Scotty Schaffner	11	1-0	.
Total.....	11	447	410	857	67-262	24-158	25	29	6-27	6
Opponents.....	11	375	381	756	65.0-256	24-163	51	39	10-87	9

Blocked Kicks -- MSU (1) Eric Johnson; Opponents 2. Safeties -- MSU (0); Opponents 1.

INTERCEPTIONS	No.	Yds.	Avg.	TD	Lg.
Jared Beshore	3	25	8.3	0	20
Tyler Lovelace	1	18	18.0	0	18
Tre Betts	1	0	0.0	0	0
Kevin Ellis	1	0	0.0	0	0
McNeece Egbim	1	0	0.0	0	0
Zack Sanders	1	0	0.0	0	0
Total.....	8	43	5.4	0	20
Opponents.....	18	201	11.2	1	62

TEAM STATISTICS				MSU	Opp.	
SCORING				253	396	
Points Per Game				23.0	36.0	
Points Off Turnovers				30	81	
TOUCHDOWNS SCORED				34	52	
FIELD GOALS-ATTEMPTS				5-5	11-19	
PAT-ATTEMPTS				32-33	47-51	
PAT Percentage				97%	92%	
Two-Point Conversions				1-1	1-1	
Safeties Scored				0	1	
Defensive PATs				0	0	
FIRST DOWNS				206	264	
Rushing				80	115	
Passing				107	128	
Penalty				19	21	
RUSHING YARDAGE				1522	2448	
Yards gained rushing				1803	2731	
Yards lost rushing				281	283	
Rushing Attempts				404	472	
Average Per Rush				3.8	5.2	
Average Per Game				138.4	222.5	
TDs Rushing				18	21	
PASSING YARDAGE				2278	2740	
Comp-Att-Int				179-347-18	227-350-8	
Average Per Pass				6.6	7.8	
Average Per Catch				12.7	12.1	
Average Per Game				207.1	249.1	
TDs Passing				14	29	
TOTAL OFFENSE				3800	5188	
Total Plays				751	822	
Average Per Play				5.1	6.3	
Average Per Game				345.5	471.6	
KICKOFFS-Yards				50-2946	72-4040	
Average Per Kick				58.9	56.1	
Net kick average				39.6	37.8	
KICK RETURNS: #-Yards				22-472	32-693	
KICK RETURN AVERAGE				21.5	21.7	
PUNT RETURNS: #-Yards				21-95	17-38	
PUNT RETURN AVERAGE				4.5	2.2	
INT RETURNS: #-Yards				8-43	18-201	
INT RETURN AVERAGE				5.4	11.2	
FUMBLES-LOST				17-10	10-6	
PENALTIES-Yards				54-482	79-687	
Average Per Game				43.8	62.5	
PUNTS-Yards				64-2576	51-2172	
Average Per Punt				40.2	42.6	
Net punt average				39.3	39.5	
TIME OF POSSESSION/Game				28:14	31:46	
3RD-DOWN Conversions				58/155	77/167	
3rd-Down Pct				37%	46%	
4TH-DOWN Conversions				10/20	7/15	
4th-Down Pct				50%	47%	
SACKS BY-Yards				24-158	24-163	
MISC YARDS				7	0	
ON-SIDE KICKS				0-0	2-2	
RED-ZONE SUMMARY				27-35	35-44	
Red-Zone Scoring Percentage				77%	80%	
Red-Zone Touchdowns				25-35	27-44	
Red-Zone Touchdown Percentage				71%	61%	
Red-Zone Field Goals				2-2	6-9	
Red-Zone Turnovers/Downs/End Half				4/4/0	4/2/0	
ATTENDANCE (total 127,289)				44,432	82,857	
Games Avg. Attendance Per Game				6-7,405	5,16,571	
SCORE BY QUARTERS	1st	2nd	3rd	4th	OT	Total
Missouri State	48	104	51	50	--	253
Opponents	85	112	108	91	--	396

**MSU Individual Game Highs**

Rushes	21	Jason Randall vs Illinois State (Sep 29, 2018)
Yards Rushing	181	Jason Randall vs Northern Arizona (Sep 15, 2018)
TD Rushes	2	done 4 times, last by Donovan Daniels at Indiana State (Oct 13, 2018)
Long Rush	58	Peyton Huslig at Oklahoma State (Aug 30, 2018)
Pass attempts	46	Peyton Huslig vs Southern Illinois (Oct 27, 2018)
Pass completions	27	Peyton Huslig vs Southern Illinois (Oct 27, 2018)
Yards Passing	404	Peyton Huslig vs Southern Illinois (Oct 27, 2018)
TD Passes	4	Peyton Huslig vs Southern Illinois (Oct 27, 2018)
Long Pass	59	Peyton Huslig vs Lincoln Univ. (Sep 6, 2018)
Receptions	8	Lorenzo Thomas vs Southern Illinois (Oct 27, 2018)
Yards Receiving	173	Lorenzo Thomas vs Southern Illinois (Oct 27, 2018)
TD Receptions	2	Tyler Currie vs Southern Illinois (Oct 27, 2018)
Long Reception	59	Nick Masoner vs Lincoln Univ. (Sep 6, 2018)
Field Goals	2	Parker Lacina vs Northern Arizona (Sep 15, 2018)
Long Field Goal	42	Parker Lacina vs Illinois State (Sep 29, 2018)
Punts	10	Brendan Withrow at Oklahoma State (Aug 30, 2018)
Punting Avg	46.8	Brendan Withrow vs Western Illinois (Oct 20, 2018)
Long Punt	63	Brendan Withrow at Oklahoma State (Aug 30, 2018)
Punts inside 20	4	Brendan Withrow vs Southern Illinois (Oct 27, 2018)
Long Punt Return	18	Matt Rush vs Lincoln Univ. (Sep 6, 2018)
Long Kickoff Return	92	Jeremiah Wilson vs Western Illinois (Oct 20, 2018)
Tackles	14	McNeece Egbim at South Dakota (Oct 6, 2018)
Sacks	2.0	Claudio Martin vs Lincoln Univ. (Sep 6, 2018) Matt McClellan at South Dakota (Oct 6, 2018)
Tackles For Loss	2.5	Angelo Garbutt vs Western Illinois (Oct 20, 2018) McNeece Egbim vs Southern Illinois (Oct 27, 2018)
Interceptions	2	Jared Beshore at South Dakota State (Nov 3, 2018)

MSU Team Game Highs

Rushes	48	vs Illinois State (Sep 29, 2018)
Yards Rushing	297	vs Northern Arizona (Sep 15, 2018)
Yards Per Rush	6.6	vs Northern Arizona (Sep 15, 2018)
TD Rushes	4	vs Lincoln Univ. (Sep 6, 2018) vs Northern Arizona (Sep 15, 2018)
Pass attempts	46	vs Southern Illinois (Oct 27, 2018)
Pass completions	27	vs Southern Illinois (Oct 27, 2018)
Yards Passing	404	vs Southern Illinois (Oct 27, 2018)
Yards Per Pass	13.2	vs Lincoln Univ. (Sep 6, 2018)
TD Passes	4	vs Southern Illinois (Oct 27, 2018)
Total Plays	84	at South Dakota (Oct 6, 2018)
Total Offense	507	vs Lincoln Univ. (Sep 6, 2018)
Yards Per Play	9.8	vs Lincoln Univ. (Sep 6, 2018)
Points	52	vs Lincoln Univ. (Sep 6, 2018)
Sacks By	7	vs Lincoln Univ. (Sep 6, 2018)
First Downs	28	at South Dakota (Oct 6, 2018)
Penalties	7	at Oklahoma State (Aug 30, 2018) at Indiana State (Oct 13, 2018) vs Southern Illinois (Oct 27, 2018) at South Dakota State (Nov 3, 2018)
Penalty Yards	69	at Oklahoma State (Aug 30, 2018)
Turnovers	5	vs Northern Arizona (Sep 15, 2018)
Interceptions By	3	vs Northern Arizona (Sep 15, 2018)
Punts	10	at Oklahoma State (Aug 30, 2018)
Punting Avg	46.8	vs Western Illinois (Oct 20, 2018)
Long Punt	63	at Oklahoma State (Aug 30, 2018)
Punts inside 20	4	vs Southern Illinois (Oct 27, 2018)
Long Punt Return	18	vs Lincoln Univ. (Sep 6, 2018)

Opponent Individual Game Highs

Rushes	24	M. Weymiller, at Northern Iowa (Nov 17, 2018)
Yards Rushing	143	Steve McShane, vs Western Illinois (Oct 20, 2018)
TD Rushes	3	Ben Klett, at South Dakota (Oct 6, 2018) Ja'Quan Keys, at Indiana State (Oct 13, 2018)
Long Rush	92	Justice Hill, at Oklahoma State (Aug 30, 2018)
Pass attempts	42	D. Bridge-Gadd, vs Northern Arizona (Sep 15, 2018)
Pass completions	28	Austin Simmons, at South Dakota (Oct 6, 2018)
Yards Passing	337	Austin Simmons, at South Dakota (Oct 6, 2018)
TD Passes	5	T. Cornelius, at Oklahoma State (Aug 30, 2018) Easton Stick, vs North Dakota State (Nov 10, 2018)
Long Pass	71	Sean McGuire, vs Western Illinois (Oct 20, 2018)
Receptions	8	Raphael Leonard, vs Southern Illinois (Oct 27, 2018)
Yards Receiving	130	Cade Johnson, at South Dakota State (Nov 3, 2018)
TD Receptions	2	done 6 times, last by Ben Ellefson, vs North Dakota State (Nov 10, 2018)
Long Reception	71	Steve McShane, vs Western Illinois (Oct 20, 2018)
Field Goals	3	A. Errthum, at Northern Iowa (Nov 17, 2018)
Long Field Goal	48	Jerry Nunez, at Indiana State (Oct 13, 2018)
Punts	8	J.T. Bohlken, vs Illinois State (Sep 29, 2018)
Punting Avg	52.0	Jake McClure, at Oklahoma State (Aug 30, 2018)
Long Punt	62	DJ Arnson, vs Northern Arizona (Sep 15, 2018)
Punts inside 20	4	JT Bohlken, vs Illinois State (Sep 29, 2018) Garret Wegner, vs North Dakota State (Nov 10, 2018)
Long Punt Return	15	Steve McShane, vs Western Illinois (Oct 20, 2018)
Long Kickoff Return	69	Wesley Eliodor, at South Dakota (Oct 6, 2018)
Tackles	17	Jonas Griffith, at Indiana State (Oct 13, 2018)
Sacks	2.0	Pete Swenson, vs Western Illinois (Oct 20, 2018)
Tackles For Loss	3.0	Elerson Smith, at Northern Iowa (Nov 17, 2018) Justin Phillips, at Oklahoma State (Aug 30, 2018) Elerson Smith, at Northern Iowa (Nov 17, 2018)
Interceptions	1	done 18 times

Opponent Team Game Highs

Rushes	55	at Oklahoma State (Aug 30, 2018)
Yards Rushing	436	at Oklahoma State (Aug 30, 2018)
Yards Per Rush	7.9	at Oklahoma State (Aug 30, 2018)
TD Rushes	4	at South Dakota State (Nov 3, 2018)
Pass attempts	43	vs Northern Arizona (Sep 15, 2018)
Pass completions	28	at South Dakota (Oct 6, 2018)
Yards Passing	337	at South Dakota (Oct 6, 2018)
Yards Per Pass	9.8	vs Lincoln Univ. (Sep 6, 2018)
TD Passes	5	at Oklahoma State (Aug 30, 2018) vs North Dakota State (Nov 10, 2018)
Total Plays	92	at Oklahoma State (Aug 30, 2018)
Total Offense	732	at Oklahoma State (Aug 30, 2018)
Yards Per Play	8.2	at South Dakota State (Nov 3, 2018)
Points	59	at South Dakota State (Nov 3, 2018)
Sacks By	4	at Oklahoma State (Aug 30, 2018) vs Southern Illinois (Oct 27, 2018) at South Dakota State (Nov 3, 2018) vs North Dakota State (Nov 10, 2018)
First Downs	33	at Oklahoma State (Aug 30, 2018)
Penalties	11	vs Lincoln Univ. (Sep 6, 2018)
Penalty Yards	101	vs Northern Arizona (Sep 15, 2018)
Turnovers	6	vs Northern Arizona (Sep 15, 2018)
Interceptions By	4	vs Northern Arizona (Sep 15, 2018) at South Dakota State (Nov 3, 2018) vs Illinois State (Sep 29, 2018) at Indiana State (Oct 13, 2018)
Punts	8	vs Northern Arizona (Sep 15, 2018)
Punting Avg	50.0	done twice, last by North Dakota State (Nov 10, 2018)
Long Punt	62	vs Western Illinois (Oct 20, 2018)
Punts inside 20	4	
Long Punt Return	15	



RUSHING		No-Yds/TD	at OSU	LU	NAU	ILST	at USD	at INST	WIU	SIU	at SDSU	NDSU	atUNI	
Jason Randall RB		96-426/5	9-12/0	10-34/2	20-181/2	21-63/1	4-6/0	DNP	1-2/0	5-11/0	8-20/0	3-42/0	15-55/0	
Peyton Huslig QB		129-366/6	18-109/0	2-10/1	12-56/1	17-52/1	18-91/2	9-34/0	9-9/0	19-15/1	8-1/0	13--8/0	4--3/0	
Jeremiah Wilson RB		59-277/3	5-10/0	5-21/1	4-36/0	DNP	DNP	14-61/1	9-34/0	DNP	DNP	15-87/1	7-28/0	
Donovan Daniels RB		65-261/4	-	1-8/0	6-29/1	7-33/1	15-61/0	15-62/2	2-6/0	6-27/0	7-31/0	4-2/0	2-2/0	
Dalton Hill QB		15-64/0	DNP	3-74/0	DNP	DNP	DNP	DNP	DNP	DNP	6--18/0	DNP	6-8/0	
Nick Masoner RB		11-55/0	-	-	DNP	-	2-13/0	3-26/0	2-9/0	3-4/0	-	1-3/0	-	
Damoriea Vick WR		8-37/0	-	-	-	2-15/0	1-7/0	-	-	1-6/0	1--2/0	-	3-11/0	
Kendall Stewart WR		1-20/0	-	1-20/0	-	-	-	-	-	-	-	-	-	
Antwan Woods WR		2-10/0	-	DNP	-	-	1-7/0	-	-	-	-	-	1-3/0	
Alan Worsham RB		3-9/0	DNP	2-9/0	1-0/0	-	-	-	-	-	-	-	-	
Jared Beshore		1-8/0	-	-	-	-	-	-	1-8/0	-	-	-	-	
Tyler Currie WR		1-7/0	-	-	-	-	-	-	-	-	-	-	1-7/0	
Aaron Denson WR		4-5/0	3--5/0	-	-	DNP	1-10/0	-	-	-	DNP	DNP	-	
J.T. Granato QB		3-0/0	DNP	2-2/0	DNP	DNP	DNP	DNP	DNP	DNP	1--2/0	DNP	DNP	
TEAM		6--23/0	2--16/0	1--1/0	2--5/0	1--1/0	-	-	-	-	-	-	-	
PASSING		Att-Cmp-Int	at OSU	LU	NAU	ILST	at USD	at INST	WIU	SIU	at SDSU	NDSU	atUNI	
Peyton Huslig		322-165-16	28-11-0	14-12-0	28-11-4	32-22-2	42-21-1	33-21-0	31-15-2	46-27-2	31-15-2	23-6-1	14-4-2	
Yards-TD		2113-13	150-2	235-1	144-1	232-0	283-2	169-1	203-1	404-4	134-1	87-0	72-0	
Dalton Hill		16-8-1	-	5-4-0	-	-	-	-	-	-	6-2-1	-	5-2-0	
Yards-TD		84-0	-	30-0	-	-	-	-	-	-	15-0	-	84-0	
J.T. Granato		8-5-1	-	6-4-0	-	-	-	-	-	-	2-1-1	-	-	
Yards-TD		69-1	-	65-1	-	-	-	-	-	-	4-0	-	-	
RECEIVING		No-Yds/TD	at OSU	LU	NAU	ILST	at USD	at INST	WIU	SIU	at SDSU	NDSU	atUNI	
Tyler Currie WR		35-548/5	1-14/0	1-33/1	-	4-35/0	7-113/1	4-40/0	5-63/0	5-84/2	4-78/1	3-51/0	1-37/0	
Lorenzo Thomas WR		35-496/1	1-5/0	5-89/0	2-29/0	3-33/0	6-61/0	4-37/1	2-39/0	8-173/0	4-30/0	-	-	
Damoriea Vick WR		30-401/0	1-22/0	1-28/0	2-32/0	7-99/0	4-50/0	3-29/0	-	3-55/0	4-17/0	2-28/0	3-41/0	
Jordan Murray TE		33-378/4	3-30/1	1-4/0	3-45/1	4-53/0	2-35/0	6-23/0	3-54/1	7-77/1	2-16/0	1-8/0	1-33/0	
Antwan Woods WR		9-114/2	1-27/1	DNP	2-26/0	-	2-24/1	1-12/0	3-25/0	-	-	-	-	
Aaron Denson WR		8-105/0	-	5-70/0	1-6/0	DNP	-	1-18/0	1-11/0	-	DNP	DNP	-	
Nick Masoner RB		5-87/1	-	2-71/1	DNP	-	-	2-10/0	-	1-6/0	-	-	-	
Jason Randall RB		10-62/0	4-52/0	2-12/0	-	1--1/0	-	DNP	-	1-1/0	1--2/0	-	1-0/0	
Donovan Daniels RB		5-30/0	-	-	-	-	-	-	1-11/0	1-5/0	3-14/0	-	-	
Mauricio Chio TE		3-20/1	-	1-11/0	1-6/0	DNP	DNP	-	-	1-3/1	-	-	-	
Armand Baker TE		2-16/0	-	-	-	2-16/0	DNP	DNP	DNP	DNP	DNP	DNP	DNP	
Peyton Huslig QB		2-9/0	-	-	-	1--3/0	-	-	1-12/0	-	-	-	-	
Jeremiah Wilson RB		1-6/0	-	1-6/0	-	DNP	DNP	-	-	DNP	DNP	-	-	
Kendall Stewart WR		1-6/0	-	1-6/0	-	-	-	-	-	-	-	-	-	
TOTAL TACKLES		UA-A	Total Tkls	at OSU	LU	NAU	ILST	at USD	at INST	WIU	SIU	at SDSU	NDSU	atUNI
Angelo Garbutt LB		45-54	99	2-1	5-4	5-3	3-3	4-8	4-7	7-4	5-7	7-4	0-5	3-8
McNeece Egbim LB		48-48	96	4-2	3-7	4-3	6-3	9-5	4-6	3-7	5-3	4-1	4-2	2-9
Jared Beshore		33-36	69	3-0	1-4	4-4	2-0	5-4	6-2	1-5	3-2	2-2	3-5	3-8
Kam Carter		41-24	65	11-1	0-2	3-0	3-2	2-2	2-4	5-4	3-1	6-4	2-1	4-3
Titus Wall		24-26	50	1-0	3-3	2-1	-	4-2	5-6	2-4	0-4	1-1	5-2	1-3
Zack Sanders CB		41-8	49	7-0	1-1	6-1	2-1	6-0	4-1	3-0	7-0	1-1	2-1	2-2
Tyler Lovelace LB		25-19	44	4-1	-	2-1	2-0	3-5	1-3	5-1	1-3	6-1	0-2	1-2
Matt McClellan DE		14-25	39	2-2	0-3	1-2	2-2	4-1	2-2	0-4	2-4	-	1-2	0-3
Kevin Ellis LB		21-17	38	6-1	6-3	2-1	-	0-1	DNP	0-2	1-2	1-1	4-2	1-4
Darius Joseph CB		25-12	37	-	1-1	5-0	6-2	4-1	DNP	-	4-2	3-1	1-3	1-2
Matt Rush CB		26-7	33	2-1	-	DNP	-	3-1	7-0	4-1	4-0	1-0	1-2	4-2
Skyler Hulse DE		11-17	28	5-0	2-4	0-1	0-1	DNP	DNP	2-3	-	1-2	0-3	1-3
Claudio Martin DT		10-16	26	DNP	2-1	1-0	-	1-1	2-3	1-2	0-2	-	3-5	0-2
Eric Johnson DE		13-12	25	2-2	1-0	1-0	1-4	1-0	4-2	0-2	1-1	-	2-0	0-1
Edd Becton DT		11-12	23	1-0	0-2	1-2	-	1-2	2-1	3-0	0-2	0-1	1-2	2-0
Jordan Wilkes LB		8-14	22	1-2	1-2	0-4	2-0	0-2	4-2	0-2	DNP	DNP	DNP	DNP
Austn Henderson		7-10	17	2-3	-	-	DNP	-	0-1	0-1	1-1	0-1	2-0	2-3
E.J. Sutton DT		3-10	13	-	0-2	-	0-1	1-1	0-1	1-1	-	-	0-1	1-3
JaMar McClendon CB		5-4	9	-	1-1	2-2	1-0	-	1-0	-	0-1	-	-	-
Tre Betts CB		8-1	9	2-1	-	5-0	-	-	1-0	-	-	-	-	DNP
Kyln Washington DT		1-7	8	0-2	0-2	-	-	0-1	-	DNP	-	-	-	1-2
Walter Watson DT		3-4	7	-	2-4	-	-	-	1-0	-	DNP	DNP	-	DNP
Paris Jackson		4-3	7	1-1	1-1	1-1	DNP	-	-	-	-	-	-	1-0
Godey Coleus DT		4-1	5	2-0	2-1	DNP	DNP	DNP	DNP	DNP	DNP	DNP	DNP	DNP
Alex Coffin		0-4	4	-	0-2	0-2	-	-	-	-	-	-	-	-
Nick Masoner		0-3	3	-	-	DNP	-	-	-	0-1	-	0-1	-	0-1
Arian Bhat DT		0-3	3	DNP	0-2	-	-	DNP	DNP	DNP	0-1	DNP	DNP	DNP
Dar. Montgomery DE		0-3	3	-	0-2	0-1	-	DNP	DNP	DNP	DNP	DNP	DNP	DNP
Brock Hughes LB		2-0	2	DNP	2-0	DNP	DNP	DNP	DNP	-	-	-	-	-
Nick Hessefort CB		1-1	2	DNP	DNP	1-0	-	DNP	0-1	DNP	DNP	DNP	-	DNP
Aaron Denson		0-2	2	-	-	-	DNP	0-1	-	-	-	DNP	DNP	-
ChandlerCollins		1-1	2	-	-	-	-	-	-	-	-	1-1	-	-
Lorenzo Thomas		2-0	2	-	-	1-0	1-0	-	-	-	-	-	-	-
Kendall Stewart		2-0	2	-	-	-	1-0	-	-	-	-	-	-	-
(minimum 1 tackle)														



GAME 1 **AUG. 30, BOONE PICKENS STADIUM, STILLWATER, OKLA.**
MISSOURI STATE 17
(25) OKLAHOMA STATE..... 58

STILLWATER, Okla. -- Oklahoma State built an early 31-point cushion before withstanding a valiant second-half charge from Missouri State to post a 58-17 victory over the Bears at Boone Pickens Stadium.

OSU, which recorded eight different scoring drives covering 67 yards or more in the contest, led 31-0 late in the first half before the Bears scored 17 of the next 24 points to cut their deficit to 21 points. Bears quarterback Peyton Huslig totaled 109 yards on the ground and threw for 150 yards and a pair of touchdowns to help spark the surge, before the No. 25 Cowboys pulled away by scoring the final 20 points of the game.

Keyed by a pair of 100-yard rushing performances and five touchdown passes from senior quarterback Taylor Cornelius, Oklahoma State amassed 732 yards of total offense in their 24th straight win in a home opener. The Cowboys scored on each of their first four offensive possessions, outgaining the Bears by a 280-9 margin in first-quarter total offense.

Justice Hill, who punctuated the early onslaught with a 92-yard rush in the closing moments of the opening period, registered the 15th 100-yard rushing game of his OSU career, carrying the ball 10 times for 122 yards—all in the first quarter. He was joined in the century club by LD Brown, who racked up 115 yards on the ground, including a late 77-yard scoring run.

OSU set the tone for the night on its first drive, marching 75 yards in just 2:36 behind a run game that nicked the Bears for 53 yards on seven attempts. After Cornelius connected with Hill on a 22-yard completion, then broke free for a 32-yard scamper of his own to move the Cowboys within striking distance, Hill capped the drive with a three-yard run to make it a 7-0 game.

A pair of third-down sacks by the Cowboy defense thwarted the Bears' first two offensive possessions, and the OSU offense cashed in for two more scoring drives to stretch the margin to 17 points. Cornelius completed 4-of-5 passes for 42 total yards on a 14-play drive that ended with a 20-yard Matt Ammendola field goal with 5:25 left in the first. Next, Jalen McCleskey punctuated another long OSU drive—this one covering 70 yards in just 1:53—taking it in from five yards out on a third-and-goal attempt, after a pair of Cornelius completions to Landon Wolf and a personal foul against the Bears moved the Cowboys into the red zone once again.

Missouri State punter Brendan Withrow provided an early highlight with his third career boot of 60 yards or more, pinning the Cowboys on their own 5-yard line with 1:22 left on the clock. But on the next play from scrimmage, Hill escaped traffic and sprinted all the way to the MSU 2 for the third-longest rush by a Bears opponent in the 107-year history of the MSU program.

Cornelius's three-yard pass to Sione Finefeuiaki on the first play of the second quarter extended the Cowboys' lead, and the senior signal-caller hooked up with Tylan Wallace at the 6:37 mark to finish off an 80-yard drive to push the margin to 31-0.

Score by Quarters	1	2	3	4	Total
Missouri State (0-1)	0	7	10	0	17
Oklahoma State (1-0)	17	14	14	13	58

Scoring Summary:

1st	OSU 12:24	Justice Hill 3 yard run (Ammendola kick)
	OSU 5:25	Matt Ammendola 20 yard field goal
	OSU 2:28	Jalen McCleskey 5 yard run (Ammendola kick)
2nd	OSU 14:56	Sione Finefeuiaki 3 yard pass from Taylor Cornelius (Ammendola kick)
	OSU 6:37	Tylan Wallace 21 yard pass from Taylor Cornelius (Ammendola kick)
	MSU 2:42	Jordan Murray 6 yard pass from Peyton Huslig (Lacina kick)
3rd	MSU 10:28	Parker Lacina 40 yard field goal
	OSU 8:59	Jalen McCleskey 18 yard pass from Taylor Cornelius (Ammendola kick)
	MSU 6:28	Antwan Woods 27 yard pass from Peyton Huslig (Lacina kick)
	OSU 2:14	Chuba Hubbard 54 yard pass from Taylor Cornelius (Ammendola kick)
4th	OSU 14:37	Jalen McCleskey 29 yard pass from Taylor Cornelius (Ammendola kick)
	OSU 12:19	LD Brown 77 yard run (kick failed)

Team Statistics	MSU	OSU
FIRST DOWNS	13	33
RUSHES-YARDS (NET)	37-110	55-436
PASSING YDS (NET)	150	296
Passes Comp-Att-Int	11-28-0	25-37-1
TOTAL OFFENSE PLAYS-YARDS	65-260	92-732
Fumble Returns-Yards	0-0	0-0
Punt Returns-Yards	2-3	4-(-1)
Kickoff Returns-Yards	0-0	1-42
Interception Returns-Yards	1-0	0-0
Punts (Number-Avg)	10-44.6	3-44.3
Fumbles-Lost	3-2	2-1
Penalties-Yards	7-69	7-55
Possession Time	30:24	29:36
Third-Down Conversions	5 of 16	11 of 18
Red-Zone Scores-Chances	1-2	5-6
Sacks By: Number-Yards	2-13	4-16

Individual Statistics

RUSHING: Missouri State - Peyton Huslig 18-109; Jason Randall 9-12; Jeremiah Wilson 5-10; Aaron Denson 3-(-5); Team 2-(-16). Oklahoma State - Justice Hill 10-122; LD Brown 10-115; J.D. King 8-52; Keondre Wudtee 5-47; Chuba Hubbard 7-42; Taylor Cornelius 4-27; Ryan Haymaker 10-26; Jalen McCleskey 1-5.

PASSING: Missouri State - Peyton Huslig 11-28-2-150. Oklahoma State - Taylor Cornelius 24-34-5-295; Keondre Wudtee 1-3-0-1.

RECEIVING: Missouri State - Jason Randall 4-52; Jordan Murray 3-30; Antwan Woods 1-27; Damariea Vick 1-22; Tyler Currie 1-14; Lorenzo Thomas 1-5. Oklahoma State - Jalen McCleskey 6-66; Tylan Wallace 4-48; Dillon Stoner 4-29; Chuba Hubbard 3-65; Landon Wolf 2-24; Tyron Johnson 2-13; J.D. King 1-25; Justice Hill 1-22; Sione Finefeuiaki 1-3; Tracin Wallace 1-1.

TACKLES: Missouri State - Kam Carter 12; Kevin Ellis 7; Zack Sanders 7; McNeece Egbim 6. Oklahoma State - Calvin Bundage 7; Justin Phillips 5; Thabo Mwaniki 4; Jarrell Owens 4.

Attendance: 50,103. Kickoff time: 7:05 p.m. End of Game: 10:41 p.m. Total elapsed time: 3:36. Officials - Referee: David Alvarez; Umpire: Scott Teifer; Linesman: Andy Warner; Line judge: Darren Deckard; Back judge: Chris Alston; Field judge: Ed Vinzant; Side judge: Jim Murphy; Center judge: Ken Ray.

Temperature: 94. Wind: SSE 15 MPH. Weather: Sunny.

GAME 2 **SEPT. 6, PLASTER STADIUM, SPRINGFIELD, MO.**
LINCOLN 24
MISSOURI STATE 52

SPRINGFIELD -- Missouri State overcame an early double-digit deficit behind a dominant second-quarter, reeling off 35 unanswered points en route to a 52-24 home-opening victory over Lincoln at Robert W. Plaster Stadium. The Bears defense paved the way to MSU's first victory of the season, putting points on the board with a fumble return for a score, while recording seven sacks and permitting just 59 rushing yards on the day.

Peyton Huslig led the Bears' comeback, finishing his day with completions on his last 11 passing attempts as part of a 12-for-14, 235-yard performance. In all, three MSU quarterbacks combined for 330 passing yards, giving the Bears their best single-game showing through the air since their 2017 season opener at Missouri. Additionally, the offense topped the 500-yard mark in total offense—tallying 177 yards on the ground—and none of its eight scoring drives extended beyond the three-minute mark in duration.

McNeece Egbim led all tacklers with 10 stops, and seven different Bears recorded at least half a sack, paced by the first two sacks of Claudio Martin's MSU career.

After coughing up the football on each of their first three possessions of the day, the Bears responded in a big way to find the end zone on five straight drives to build a 25-point advantage. Lincoln converted the three early turnovers into a 10-0 lead with 4:29 to play in the first period, but Huslig's 59-yard scoring toss to a wide-open Nick Masoner opened the scoring floodgates for the Bears just 12 seconds later.

Huslig would lead the Bears' offensive charge, starting a string of 13 overall consecutive completions for MSU signal-callers before completing his day late in the first half. The junior quarterback also gashed the Blue Tigers with his legs, capping a seven-play, 73-yard drive with a five-yard scoring run to hand the Bears their first lead of the day. Huslig completed six passes—three of which went to Aaron Denson for a total of 42 yards—on the drive, then connected with his first two throws of MSU's next possession to set up the first of two short Jason Randall TD runs.

MSU's defense cashed in as well, as an Eric Johnson strip caused a Hosea Franklin fumble, and Darius Joseph scooped up the loose ball and raced 27 yards to pay dirt to push the margin to 28-10 with 7:00 to play in the half. The Bears sacked LU quarterback Henry Ogala six times for a total loss of 43 yards in the opening stanza, and allowed just 13 rushing yards on 22 attempts in the half.

Randall added his second one-yard TD run of the day to cap the first-half scoring with just under four minutes left on the clock.

Lincoln would finish the half with just 70 yards of total offense, but broke from intermission with a 77-yard scoring drive that ended with a 15-yard pass from Ogala to Antonio Issac to stop the Bears' scoring run.

The Bears answered immediately, using a pair of long runs from Dalton Hill to set up Jeremiah Wilson's first rushing touchdown as a Bear that pushed the lead back to 25 points. Hill would finish the day as the Bears' leading rusher, carrying three times for 74 yards, in addition to completing 4-of-5 passes for 30 yards.

Score by Quarters	1	2	3	4	Total
Lincoln (1-1)	10	0	7	7	24
Missouri State (1-1)	7	28	10	7	52

Scoring Summary:

1st	LU 12:40	Fernando Ramirez 34 yard field goal
	LU 4:29	Edwin Durassaint 78 yard fumble recovery (Ramirez kick)
	MSU 4:17	Nick Masoner 59 yard pass from Peyton Huslig (Lacina kick)
2nd	MSU 11:20	Peyton Huslig 5 yard run (Lacina kick)
	MSU 8:47	Jason Randall 1 yard run (Lacina kick)
	MSU 7:07	Darius Joseph 27 yard fumble recovery (Lacina kick)
	MSU 3:38	Jason Randall 1 yard run (Lacina kick)
3rd	LU 12:54	Antonio Issac 15 yard pass from Henry Ogala (Ramirez kick)
	MSU 10:23	Jeremiah Wilson 5 yard run (Lacina kick)
	MSU 3:44	Parker Lacina 20 yard field goal
4th	MSU 11:35	Tyler Currie 33 yard pass from J.T. Granato (Lacina kick)
	LU 2:52	Justin Korakakos 10 yard pass from Henry Ogala (Ramirez kick)

Team Statistics	LU	MSU
FIRST DOWNS	18	22
RUSHES-YARDS (NET)	46-59	27-177
PASSING YDS (NET)	205	330
Passes Comp-Att-Int	16-21-0	20-25-0
TOTAL OFFENSE PLAYS-YARDS	67-264	52-507
Fumble Returns-Yards	1-78	1-27
Punt Returns-Yards	0-0	2-18
Kickoff Returns-Yards	8-144	4-86
Interception Returns-Yards	0-0	0-0
Punts (Number-Avg)	5-40.4	0-0-0
Fumbles-Lost	3-2	2-2
Penalties-Yards	11-75	5-24
Possession Time	38:30	21:30
Third-Down Conversions	5 of 15	4 of 6
Red-Zone Scores-Chances	3-3	5-6
Sacks By: Number-Yards	1-5	7-51

Individual Statistics

RUSHING: Missouri State - Dalton Hill 3-74; Jason Randall 10-34; Jeremiah Wilson 5-21; Kendall Stewart 1-20; Peyton Huslig 2-10; Alan Worsham 2-9; Donovan Daniels 1-8; J.T. Granato 2-2; Team 1-(-1). Lincoln - Hosea Franklin 16-79; Terry Hunter 10-18; Kimbo Ferguson 5-11; Henry Ogala 14-(-17); Team 1-(-32).

PASSING: Missouri State - Peyton Huslig 12-14-1-235; J.T. Granato 4-6-1-65; Dalton Hill 4-5-0-30. Lincoln - Henry Ogala 16-21-2-205.

RECEIVING: Missouri State - Lorenzo Thomas 5-89; Aaron Denson 5-70; Nick Masoner 2-71; Jason Randall 2-12; Tyler Currie 1-33; Damariea Vick 1-28; Mauricio Chio 1-11; Jeremiah Wilson 1-6; Kendall Stewart 1-6; Jordan Murray 1-4. Lincoln - A'Jani Johnson 5-70; Blake Tibbs 4-63; Antonio Issac 2-26; Justin Korakakos 2-13; Hosea Franklin 1-15; Ezekial Lang 1-11; Pherius Wilhoite 1-7.

TACKLES: Missouri State - McNeece Egbim 10; Kevin Ellis 9; Angelo Garbutt 9; Titus Wall 6; Skyler Hulse 6; Walter Watson 6. Lincoln - Chavon Gross 6; H. Muhammad-Rogers 6; Victor Williams 5; Garek McKinney 4; Isaiah Gray 4.

Attendance: 1,284. Kickoff time: 11:00 a.m. End of Game: 1:48 p.m. Total elapsed time: 2:48.

Officials - Referee: David Siegle; Umpire: Steve Flanagan; Linesman: Matthew Griebel; Line judge: Denis Schindler; Back judge: Cleophs Miller; Field judge: David Uyl; Side judge: Austin Hills.

Temperature: 78. Wind: NE 7 MPH. Weather: Mostly cloudy.



GAME **SEPT. 15, PLASTER STADIUM, SPRINGFIELD, MO.**

3 **(20) NORTHERN ARIZONA 8**
MISSOURI STATE 40

SPRINGFIELD -- Missouri State rode a shutdown effort from its defense and a breakout performance from Jason Randall to extend its non-conference home win streak with a convincing 40-8 victory over No. 20 Northern Arizona at Robert W. Plaster Stadium.

Randall eclipsed a personal high with 181 rushing yards and two touchdowns on 20 carries for the second 100-yard rushing performance of his career, while the Bears defense forced six NAU turnovers and limited the Lumberjacks to 3-of-15 third-down conversions for the day. Jared Beshore led the charge for the home club with a season-best eight stops, to go along with a pair of pass break-ups and the fifth interception—one of three by the Missouri State defense—of his Bears career.

MSU's stout defensive effort included three fumbles and three interceptions for the afternoon, as the Bears defense forced six turnovers in a single game for the first time since 2007, while holding the Lumberjack offense scoreless over its final 12 possessions of the contest.

In all, the Bears totaled 297 rushing yards and 441 yards of offense to improve to 2-1 for the second time under head coach Dave Steckel with their sixth consecutive non-conference home win. The victory gave the Bears their first win over a ranked opponent since a 45-24 road victory at Indiana State on Oct. 1, 2016, while the 32-point final spread represented their second-largest margin of victory over a ranked foe.

Despite committing four first-half turnovers of their own, the Bears moved the ball at will throughout the first 30 minutes of the contest to build a 17-point halftime advantage. Behind a potent ground game that racked up 218 rushing yards on 25 carries, MSU totaled 334 yards of offense in the half, thanks in large part to a big effort by Randall. The senior matched his career-best rushing performance in just one half, carrying the ball 13 times for 139 yards and a pair of touchdowns, while quarterback Peyton Huslig added 45 rushing yards, including a late score on a fourth-and-goal try from the NAU 1 with just three seconds to play in the half.

Freshman Jeremiah Wilson's 38-yard return on the opening kickoff set the tone for a dominant first-quarter performance by the Bears. MSU would need just three plays to put the first points of the game on the board, as Randall broke free on a 47-yard scoring run, just 1:12 into the contest.

The Bears weathered a dizzying stretch that saw the two defenses combine to force five turnovers on the next six offensive possessions, before Bridge-Gadd connected with Joe Logan on a 48-yard scoring toss to put NAU on the board with 13:46 to play in the half.

But the Bears put together an eight-play, 86-yard drive to swing the momentum, with Randall and Wilson breaking off runs of 28 and 27 yards, respectively. Randall's second TD—a three-yard run with 4:03 left on the clock—turned a four-point MSU lead into a 17-6 advantage. MSU's defense flexed its collective muscle once again after NAU drove to the Bears 41, forcing an incompletion on a fourth-down attempt.

After the break and stops by each defense, Stokes and the Lumberjacks endured a repeat of their first-half gaffe that led to Huslig's TD run. Withrow boomed a 53-yard punt that Stokes once again had trouble corralling at the NAU 10, and Nick Hessefort scooped up the fumble. Huslig and the Bears would need just one play to punch home the back-breaking touchdown this time, as the junior found Jordan Murray on a short pass, and the freshman tight end glided into the end zone to stretch the advantage to 30-6.

The Bears punctuated the victory with another punishing ground attack on a 72-yard drive early in the fourth quarter, using runs of 22 and 13 yards by Randall to set up another score. Donovan Daniels finished the job with a 17-yard touchdown rush for the first of his MSU career.

Score by Quarters	1	2	3	4	Total
Northern Arizona (1-2)	0	6	0	2	8
Missouri State (2-1)	10	13	10	7	40

Scoring Summary:

1st	MSU	13:48	Jason Randall 47 yard run (Lacina kick)
	MSU	6:45	Parker Lacina 19 yard field goal
2nd	NAU	13:34	Joe Logan 48 yard pass from Daniel Bridge-Gadd (kick failed)
	MSU	4:03	Jason Randall 3 yard run (Lacina kick)
	MSU	0:00	Peyton Huslig 1 yard run (kick failed)
3rd	MSU	12:27	Jordan Murray 10 yard pass from Peyton Huslig (Lacina kick)
	MSU	3:45	Parker Lacina 38 yard field goal
4th	MSU	11:31	Donovan Daniels 17 yard run (Lacina kick)
	NAU	2:00	Team Safety

Team Statistics	NAU	MSU
FIRST DOWNS	20	22
RUSHES-YARDS (NET)	36-163	45-297
PASSING YDS (NET)	268	144
Passes Comp-Att-Int	26-43-3	11-28-4
TOTAL OFFENSE PLAYS-YARDS	79-431	73-441
Fumble Returns-Yards	0-0	0-0
Punt Returns-Yards	2-(-4)	5-43
Kickoff Returns-Yards	7-145	2-69
Interception Returns-Yards	4-10	3-38
Punts (Number-Avg)	7-46.0	4-44.2
Fumbles-Lost	4-3	2-1
Penalties-Yards	10-101	3-23
Possession Time	27:56	32:04
Third-Down Conversions	3 of 15	5 of 14
Red-Zone Scores-Chances	1-3	1-2
Sacks By: Number-Yards	0-0	2-10

Individual Statistics

RUSHING: Missouri State - Jason Randall 20-181; Peyton Huslig 12-56; Jeremiah Wilson 4-36; Donovan Daniels 6-29; Alan Worsham 1-0; Team 2-(-5). Northern Arizona - Jacob Mpungi 5-35; Cory Young 7-31; Daniel Bridge-Gadd 8-25; Joe Logan 8-25; Nate Stinson 6-21; Brandon Porter 1-20; Aramis Aldredge 1-6.

PASSING: Missouri State - Peyton Huslig 11-28-1-144. Northern Arizona - Daniel Bridge-Gadd 25-42-1-257; Connor Leavens 1-1-0-11.

RECEIVING: Missouri State - Jordan Murray 3-45; Damorie Vick 2-32; Lorenzo Thomas 2-29; Antwan Woods 2-26; Mauricio Chio 1-6. Aaron Denson 1-6. Northern Arizona - Brandon Porter 5-56; Stacy Chukwe-mezie 4-64; Chance Brewington 4-43; Matthew Kempton 4-17; Cory Young 3-5; Joe Logan 2-59; Nate Stinson 2-17; DJ Young 1-11; Cam Denson 1-(-4).

TACKLES: Missouri State - Angelo Garbutt 8; Jared Beshore 8; Zack Sanders 7; McNeece Egbim 7. Northern Arizona - Jake Casteel 12; Kamron Johnson 9; Carson Taylor 7; Tristen Vance 7.

Attendance: 7,217. Kickoff time: 2:05 p.m. End of Game: 5:24 p.m. Total elapsed time: 3:19.

Officials - Referee: Matt Packowski; Umpire: Jim Scifres; Linesman: Jim Swider; Line judge: Gary Barrett; Back judge: Jamie Birr; Field judge: John Smith; Side judge: Kendal Smith.

Temperature: 84. Wind: ENE 9 MPH. Weather: Partly cloudy.

GAME **SEPT. 29, PLASTER STADIUM, SPRINGFIELD, MO.**

4 **(9) ILLINOIS STATE 21**
MISSOURI STATE 24

SPRINGFIELD -- Missouri State answered a second-half surge from No. 9 Illinois State with 14 unanswered points and a last-second block of a game-tying field-goal attempt to finish off a 24-21 victory over the Redbirds in the Missouri Valley Football Conference opener for both clubs at Robert W. Plaster Stadium.

The Bears' second-straight victory over a ranked opponent—their first such two-game win streak since the 1989 season—came on the heels of a dominant first-half performance, followed by a big rally from the Redbirds in the third quarter. After Illinois State pulled to within three points on James Robinson's acrobatic catch and 43-yard run with 3:15 left in the game, the Redbirds manufactured one last scoring chance, only to see Eric Johnson come up with the game-clinching block on Sam Fenlason's 32-yard field goal try as the final seconds ticked away.

After being held scoreless on just 73 yards of total offense in the opening half, Illinois State scored on a pair of Brady Davis-to-Spencer Schnell scoring passes within a span of 2:40 early in the third period to put the Redbirds in front.

Missouri State responded, scoring the go-ahead touchdown on Donovan Daniels' five-yard run late in the third period, before stretching the margin to 24-14 when Jason Randall punched it home from a yard out with 7:56 left in regulation. MSU appeared to be in full command with just over five minutes left in the game, as Robinson was stopped short of the marker on a fourth-and-one call at the MSU 7, preserving the 10-point cushion.

But the Redbird defense came through with a quick stop, before Robinson took a swing pass and spun out of a tackle before beating several MSU defenders to the end zone to make it a one-possession game.

The ISU defense delivered once again on the ensuing MSU drive, stopping the Bears on three successive rushing attempts to force a Brendan Withrow punt. Robinson moved the chains with a 12-yard run on a third-and-10 call, before Davis hooked up with Schnell once again for a key 37-yard gain to the MSU 30. However, a facemask penalty on the Redbirds gave the Bears a reprieve and pushed the line of scrimmage back to the 45. With just 0:14 left on the clock, Davis found Robinson for an 18-yard completion to the Bears 15, bringing on Fenlason for a chance to even the score with four seconds to play.

But Johnson came through with the decisive block as time expired, handing the Bears a win over their highest-ranked opponent since a home decision over No. 6 UNI (also by a 24-21 score) on Oct. 8, 2005. The victory also gave Dave Steckel his first three-game win streak as MSU's head coach, and marked the first such streak for the Bears since winning four straight games five years ago (Oct. 19-Nov. 9, 2013).

In all, the MSU defense held ISU to 128 yards rushing and just 3-of-13 on third-down conversions for the afternoon. Additionally, the Bears kept Robinson—the Valley's second-leading rusher—in check with just 54 rushing yard on 13 carries. McNeece Egbim led the way, totaling nine stops, including a sack, while Darius Joseph added eight and Johnson and Matt McClellan teamed up to wreak havoc on the ISU offense. The duo combined for nine tackles, five quarterback hurries and two sacks, and Angelo Garbutt added six tackles and three hurries.

Score by Quarters	1	2	3	4	Total
Illinois State (3-1, 0-1)	0	0	14	7	21
Missouri State (3-1, 1-0)	3	7	7	7	24

Scoring Summary:

1st	MSU	3:54	Parker Lacina 42 yard field goal
2nd	MSU	5:18	Peyton Huslig 5 yard run (Lacina kick)
3rd	ILS	8:15	Spencer Schnell 5 yard pass from Brady Davis (Fenlason kick)
	ILS	7:04	Spencer Schnell 4 yard pass from Brady Davis (Fenlason kick)
	MSU	2:57	Donovan Daniels 5 yard run (Lacina kick)
4th	MSU	7:56	Jason Randall 1 yard run (Lacina kick)
	ILS	3:15	James Robinson 43 yard pass from Brady Davis (Fenlason kick)

Team Statistics

	ILS	MSU
FIRST DOWNS	18	23
RUSHES-YARDS (NET)	26-128	48-162
PASSING YDS (NET)	240	232
Passes Comp-Att-Int	22-42-0	22-32-2
TOTAL OFFENSE PLAYS-YARDS	68-368	80-394
Fumble Returns-Yards	0-0	0-0
Punt Returns-Yards	0-0	3-9
Kickoff Returns-Yards	2-50	0-0
Interception Returns-Yards	2-12	0-0
Punts (Number-Avg)	8-42.9	5-35.8
Fumbles-Lost	0-0	1-1
Penalties-Yards	8-80	4-52
Possession Time	25:37	34:23
Third-Down Conversions	3 of 13	6 of 14
Red-Zone Scores-Chances	2-4	3-4
Sacks By: Number-Yards	1-3	3-27

Individual Statistics

RUSHING: Missouri State - Jason Randall 21-63; Peyton Huslig 17-52; Donovan Daniels 7-33; Damorie Vick 2-15; Team 1-(-1). Illinois State - Markel Smith 6-80; James Robinson 13-54; Jordan Birch 1-7; Brian Adams 1-0; Brady Davis 4-(-5); Jake Kolbe 1-(-8).

PASSING: Missouri State - Peyton Huslig 22-32-0-232. Illinois State - Brady Davis 20-38-3-226; Jake Kolbe 2-3-0-14; Team 0-1-0-0.

RECEIVING: Missouri State - Damorie Vick 7-99; Jordan Murray 4-53; Tyler Currie 4-35; Lorenzo Thomas 3-33; Armand Baker 2-16; Jason Randall 1-(-1); Peyton Huslig 1-(-3). Illinois State - James Robinson 6-97; Spencer Schnell 5-71; Andrew Edgar 4-33; Jordan Birch 3-23; Tylor Petkovich 1-8; Braxton Haley 1-5; Markel Smith 1-4; Brian Adams 1-(-1).

TACKLES: Missouri State - McNeece Egbim 9; Darius Joseph 8; Angelo Garbutt 6; Kam Carter 5; Eric Johnson 5. Illinois State - Zackary Mathews 16; Mitchell Brees 9; Luther Kirk 8; Ty DeForest 8.

Attendance: 12,224. Kickoff time: 2:05 p.m. End of Game: 5:24 p.m. Total elapsed time: 3:19.

Officials - Referee: David Siegle; Umpire: Scott Jones; Linesman: Scott Landry; Line judge: Denis Schindler; Back judge: Cleo Miller; Field judge: Dave Uyt; Side judge: Austin Hills.

Temperature: 73. Wind: SSE 12 MPH. Weather: Sunny.


GAME OCT. 6, DAKOTADOME, VERMILLION, S.D.

5 (24) MISSOURI STATE 28
SOUTH DAKOTA 35

VERMILLION, S.D. -- South Dakota rallied from a halftime deficit to hand No. 24 Missouri State its first MVFC setback of the season with a 35-28 decision over the Bears at the DakotaDome.

In a shootout that saw the two clubs combine for 991 yards of total offense, Austin Simmons found Levi Falck open for a 40-yard touchdown strike early in the fourth quarter to hand the Coyotes the lead for good. Despite surrendering 478 yards to the Bears offense, USD's defense slammed the door shut, allowing just one second-half MSU touchdown and coming up with a crucial goal-line stand late in the game to preserve the lead.

Simmons completed 28-of-38 passes for 337 yards and the go-ahead touchdown to Falck, while USD racked up 513 yards overall for the game in stopping the Bears' three-game win streak.

Alex Gray recorded 10 stops for USD, sharing leading tackler laurels with his twin brother, Andrew, who also forced a pair of fumbles, recorded an interception and broke up three passes for the game.

Bears quarterback Peyton Huslig accumulated 374 yards of offense, completing 21-of-42 passes for 283 yards, while rushing 18 times for 91 yards and two touchdowns. Tyler Currie enjoyed a career day for MSU, hauling in seven catches for 113 yards and a score.

The Bears took a 21-17 advantage into the locker room at halftime, seizing their first lead of the day on a Peyton Huslig-to-Antwan Woods 11-yard touchdown pass with 1:31 to play in the half. Moments earlier, Huslig connected with Damoriea Vick on a critical 22-yard toss on fourth and seven, setting the Bears up with a fresh set of downs at the USD 11.

Both offenses enjoyed productive starts to the game, combining for 566 yards in a half that featured two ties and three lead changes. South Dakota struck first with a three-yard Ben Klett run after marching 75 yards to pay dirt in just under two minutes on its opening possession of the game.

The Bears responded immediately with a nine-play drive of their own, knotting the score at 7-7 when Huslig ran it in from 10 yards out with 9:02 to play in the opening period. After Klett put the home club back on top with a 19-yard run, Huslig and the Bears had an answer once again. This time, the junior quarterback broke free for a 32-yard scoring run that punctuated an 82-yard drive.

MSU's defense flexed its collective muscle on a key third-down stop at the Bears 2-yard line late in the half, as Angelo Garbutt and Jordan Wilkes teamed up to stuff a USD rush for a two-yard loss. Mason Lorber converted a 22-yard field goal try to put the Coyotes in the lead once again, but the Bears offense came through with another scoring drive inside the two-minute mark to swing the momentum. Huslig hooked up with Currie on a 31-yard completion to the USD 36, then found Vick deep in Coyote territory to set up Woods' go-ahead score.

Score by Quarters	1	2	3	4	Total
Missouri State (3-2, 1-1)	7	14	7	0	28
South Dakota (3-2, 2-0)	14	3	10	8	35

Scoring Summary:

1st	USD	13:01	Ben Klett 3 yard run (Lorber kick)
	MSU	9:02	Peyton Huslig 10 yard run (Lacina kick)
	USD	0:50	Ben Klett 19 yard run (Lorber kick)
2nd	MSU	12:40	Peyton Huslig 32 yard run (Lacina kick)
	USD	3:18	Mason Lorber 22 yard field goal
	MSU	1:31	Antwan Woods 11 yard pass from Peyton Huslig (Lacina kick)
3rd	USD	12:04	Ben Klett 2 yard run (Lorber kick)
	USD	6:08	Mason Lorber 39 yard field goal
	MSU	2:45	Tyler Currie 10 yard pass from Peyton Huslig (Lacina kick)
4th	USD	13:05	Levi Falck 40 yard pass from Austin Simmons (Allen pass from Simmons)

Team Statistics	MSU	USD
FIRST DOWNS	28	25
RUSHES-YARDS (NET)	42-195	44-176
PASSING YDS (NET)	283	337
Passes Comp-Att-Int	21-42-1	28-38-0
TOTAL OFFENSE PLAYS-YARDS	84-478	82-513
Fumble Returns-Yards	0-0	1-9
Punt Returns-Yards	1-1	2-2
Kickoff Returns-Yards	1-16	3-104
Interception Returns-Yards	0-0	1-0
Punts (Number-Avg)	4-41.2	3-49.3
Fumbles-Lost	3-2	0-0
Penalties-Yards	2-15	8-78
Possession Time	30:52	29:08
Third-Down Conversions	7 of 15	7 of 16
Red-Zone Scores-Chances	3-4	5-6
Sacks By: Number-Yards	2-11	0-0

Individual Statistics

RUSHING: Missouri State - Peyton Huslig 18-91; Donovan Daniels 15-61; Nick Masoner 2-13; Aaron Denson 1-10; Antwan Woods 1-7; Damoriea Vick 1-7; Jason Randall 4-6; South Dakota - Ben Klett 19-96; Austin Simmons 8-45; Brandon Thull 9-37; Canaan Brooks 6-11; Team 2-(-13).

PASSING: Missouri State - Peyton Huslig 21-42-2-283. South Dakota - Austin Simmons 28-38-1-337.

RECEIVING: Missouri State - Tyler Currie 7-113; Lorenzo Thomas 6-61; Damoriea Vick 4-50; Jordan Murray 2-35; Antwan Woods 2-24. South Dakota - Dakarai Allen 5-73; Levi Falck 5-73; Connor Herrmann 4-43; Ben Klett 4-32; Shamar Jackson 3-31; Brett Samson 2-35; Canaan Brooks 2-9; Randy Baker 1-30; Trystin Ducker 1-8; C. Vander Esch 1-3.

TACKLES: Missouri State - McNeece Egbin 14; Angelo Garbutt 12; Jared Beshore 9; Tyler Lovelace 8. South Dakota - Alex Gray 10; Jack Cochran 9; Andrew Gray 9; Mark Collins 8.

Attendance: 10,092. Kickoff time: 2:05 p.m. End of Game: 5:24 p.m. Total elapsed time: 3:19.

Officials - Referee: J. Valentine; Umpire: N. Nowak; Linesman: M. Lowenberg; Line judge: G. Schildmeyer; Back judge: D. Wilcox; Field judge: P. Brown II; Side judge: J. Smith.

Temperature: 72. Wind: NA Weather: Indoors.

GAME OCT. 13, MEMORIAL STADIUM, TERRE HAUTE, IND.

6 MISSOURI STATE 29
INDIANA STATE 26

TERRE HAUTE, Ind. -- A four-yard touchdown pass from Peyton Huslig to Lorenzo Thomas with 16 seconds left in the game lifted visiting Missouri State to a 29-26 victory over Indiana State at Memorial Stadium.

It was Thomas' first career touchdown reception that lifted the Bears, who led 21-10 at the half, to their first road win of the year. Jeremiah Wilson grinded his way through the Sycamore defense for a two-point conversion moments later to give MSU the three-point lead.

Indiana State managed 10 yards on its final three plays before the final horn sounded.

Huslig finished 21-of-33 for 169 yards with one touchdown and no interceptions. In fact, neither team committed a turnover on the afternoon in Missouri State's third straight victory in the series.

Donovan Daniels led MSU's rushing attack, carrying 15 times for 62 yards and a pair of scores in his first start, while Wilson carried 14 times for 61 yards. The Bears racked up 352 yards of total offense, including 183 on 41 rushing attempts.

The Bears' game-winning, 86-yard scoring drive came on the heels of a stellar MSU goal-line stand late in the game to hold ISU to a field goal. The Indiana State drive covered 84 yards to the MSU one-yard line before Angelo Garbutt and Tyler Lovelace stuffed ISU running back Chris Covington for no gain on third down. Covington was carried off the field with an injury after the play, forcing the Sycamores to settle for a Jerry Nunez 19-yard field goal that gave ISU a 26-21 lead with 4:04 remaining.

Missouri State's winning drive was almost halted before it got started on the ensuing possession. On fourth-and-five from his own 37, Huslig had to scramble out of the pocket for a nine-yard gain to sustain hope. Indiana State was also whistled for defensive holding on the play to move the Bears into Sycamore territory.

Later in the drive, Huslig connected with Tyler Currie on back-to-back plays for 19 and 9 yards to the ISU 17. From there, Huslig called his own number again on third-and-five from the ISU nine to set up first and goal from the four. But the Sycamore defense made things difficult on the ground, and the Bears netted no yards on three straight rushing plays to set up a fourth-and-goal from the four and Huslig's fade into the left corner for Thomas.

Murray led seven MSU receivers with six receptions on the day, while Currie and Thomas each hauled in four catches.

The victory pushed the Bears to a 4-2 start for the first time since 2007.

Score by Quarters	1	2	3	4	Total
Missouri State (4-2, 2-1)	7	14	0	8	29
Indiana State (2-4, 0-3)	0	10	7	9	26

Scoring Summary:

1st	MSU	5:29	Donovan Daniels 1 yard run (Lacina kick)
2nd	ISU	14:50	Ja'Quan Keys 47 yard run (Nunez kick)
	MSU	11:42	Donovan Daniels 10 yard run (Lacina kick)
	ISU	6:31	Jerry Nunez 48 yard field goal
	MSU	2:01	Jeremiah Wilson 18 yard run (Lacina kick)
3rd	ISU	8:15	Ja'Quan Keys 2 yard run (Nunez kick)
4th	ISU	14:28	Ja'Quan Keys 7 yard run (Nunez kick)
	ISU	4:04	Jerry Nunez 19 yard field goal
	MSU	0:16	Lorenzo Thomas 4 yard pass from Peyton Huslig (Wilson run)

Team Statistics	MSU	ISU
FIRST DOWNS	24	260
RUSHES-YARDS (NET)	41-183	54-288
PASSING YDS (NET)	169	152
Passes Comp-Att-Int	21-33-0	18-22-0
TOTAL OFFENSE PLAYS-YARDS	74-352	76-440
Fumble Returns-Yards	0-0	0-0
Punt Returns-Yards	2-17	0-0
Kickoff Returns-Yards	5-268	6-339
Interception Returns-Yards	0-0	0-0
Punts (Number-Avg)	5-37.0	3-50.0
Fumbles-Lost	1-0	0-0
Penalties-Yards	7-67	9-82
Possession Time	27:50	32:10
Third-Down Conversions	10 of 17	8 of 15
Red-Zone Scores-Chances	2-2	1-1
Sacks By: Number-Yards	3-22	0-0

Individual Statistics

RUSHING: Missouri State - Donovan Daniels 15-62; Jeremiah Wilson 14-61; Peyton Huslig 9-34; Nick Masoner 3-26. Indiana State - Ja'Quan Keys 23-141; Ryan Boyle 15-81; Chris Covington 10-42; Titus McCoy 6-24.

PASSING: Missouri State - Peyton Huslig 21-33-1-169. Indiana State - Ryan Boyle 18-22-0-152.

RECEIVING: Missouri State - Jordan Murray 6-23; Tyler Currie 4-40; Lorenzo Thomas 4-37; Damoriea Vick 3-29; Nick Masoner 2-10; Aaron Denson 1-18; Antwan Woods 1-12. Indiana State - Dante Hendrix 5-36; Dakota Caton 5-34; Dante Jones II 3-39; Joe Wildt 3-30; Ja'Quan Keys 1-8; Zach Larkin 1-5.

TACKLES: Missouri State - Titus Wall 11; Angelo Garbutt 11; McNeece Egbin 10; Jared Beshore 8. Indiana State - Jonas Griffith 17; Katrell Moss 14; Rex Mosley 9; Tyre Hambricht 8.

Attendance: 6,721. Kickoff time: 2:05 p.m. End of Game: 5:15 p.m. Total elapsed time: 3:10.

Officials - Referee: Andy Speciale; Umpire: John Pugh; Linesman: Scott Landy; Line judge: Kristopher Lovi; Back judge: Chris Curry; Field judge: Nikki Randolph; Side judge: Todd Skaggs.

Temperature: 50. Wind: SSE 3 MPH. Weather: Cloudy.



GAME	OCT. 20, PLASTER STADIUM, SPRINGFIELD, MO.
7	
WESTERN ILLINOIS	31
MISSOURI STATE	14

SPRINGFIELD -- Western Illinois put the clamps on Missouri State's offense, holding the Bears to 283 yards of offense in a 31-14 decision for the Leathernecks at Robert W. Plaster Stadium.

WIU permitted just one offensive touchdown, while limiting the MSU offense to a season-low 68 rushing yards on 24 attempts. The Leatherneck offense turned in its best showing of the season as well, totaling 565 yards of offense, including 238 total yards from Steve McShane.

Quarterback Sean McGuire teamed up with McShane on a game-clinching 71-yard scoring toss late in the game and finished the day 19-of-32 for 305 yards and three touchdowns. The critical component of the Leathernecks' big day was their ability to convert third-down opportunities, going 11-of-18 for the game. WIU's defense, meanwhile, held the Bears to 1-of-10 third-down conversions and just 1-of-3 on fourth down.

Angelo Garbutt paced the Missouri State defense with a game-high 12 tackles, including 2.5 tackles for losses and two key fourth-down stops.

WIU took advantage of a Peyton Huslig interception and corresponding 22-yard return by Justin Fitzpatrick with just over two minutes left in the first half to seize a 10-7 lead at intermission. Sam Crosa booted a 31-yard field goal with just four seconds to play, capping a first half dominated by the defenses.

The Leathernecks limited the Bears to 151 yards of offense over the game's first 30 minutes, picking off two passes and sacking Huslig twice. The Bears' lone scoring drive of the half came late in the first period, as Huslig completed 4-of-5 passes for 69 yards, including a 27-yard touchdown strike to Jordan Murray that knotted the score at 7-7 with 0:30 left on the clock.

That drive answered a methodical, 19-play, 95-yard march by the Leathernecks on their initial drive of the game, after Brendan Withrow had pinned the visitors on their own 5 with a 47-yard punt. WIU converted three different third-down tries, as well as a fourth-and-five from the MSU 35 when McGuire found Isaiah Lesure for a six-yard completion. The Leatherneck's senior QB then found John Brunner in the end zone from 13 yards out for the game's first score to cap a drive that spanned more than nine minutes.

The visitors stretched their lead to double digits with another 90-plus yard drive midway through the third period, this time needing just five plays to find the end zone. McGuire's 52-yard pass to Clint Ratkovich punctuated the drive, handing the Leathernecks a 17-7 lead with 4:39 to play in the quarter.

McShane added to the margin early in the fourth with a 37-yard run, then put the finishing touches on the victory when he took a shovel pass from McGuire and sprinted through the MSU secondary for another score.

MSU's lone touchdown in the second half followed McShane's first scoring run, as Jeremiah Wilson fielded the Leatherneck kickoff at his own 8, and beat a host of defenders to the end zone to momentarily pull the Bears back within 10 points.

Huslig finished 15-of-31 for 203 yards and a touchdown, and Tyler Currie led the Bears with five catches for 63 yards. Garbutt recorded his third-straight double-digit tackle effort, while McNeece Egbim added 11 stops and an interception for the MSU defense.

Score by Quarters	1	2	3	4	Total
Western Illinois (3-4, 2-2)	7	3	7	14	31
Missouri State (4-3, 2-2)	7	0	0	7	14

Scoring Summary:

1st	WIU 3:48	John Brunner 13 yard pass from Sean McGuire (Crosa kick)
	MSU 0:31	Jordan Murray 27 yard pass from Peyton Huslig (Lacina kick)
2nd	WIU 0:04	Sam Crosa 31 yard field goal
3rd	WIU 4:39	Clint Ratkovich 52 yard pass from Sean McGuire (Crosa kick)
4th	WIU 9:39	Steve McShane 37 yard run (Crosa kick)
	MSU 9:25	Jeremiah Wilson 92 yard kickoff return (Lacina kick)
	WIU 4:51	Steve McShane 71 yard pass from Sean McGuire (Crosa kick)

Team Statistics

	WIU	MSU
FIRST DOWNS	28	16
RUSHES-YARDS (NET)	46-260	24-68
PASSING YDS (NET)	305	215
Passes Comp-Att-Int	19-34-1	16-32-2
TOTAL OFFENSE PLAYS-YARDS	80-565	56-283
Fumble Returns-Yards	0-0	0-0
Punt Returns-Yards	1-15	1-0
Kickoff Returns-Yards	1-18	3-112
Interception Returns-Yards	2-22	1-0
Punts (Number-Avg)	2-34.0	5-46.8
Fumbles-Lost	0-0	0-0
Penalties-Yards	5-33	4-46
Possession Time	38:13	21:47
Third-Down Conversions	11 of 18	1 of 10
Red-Zone Scores-Chances	2-4	0-1
Sacks By: Number-Yards	3-14	1-5

Individual Statistics

RUSHING: Missouri State - Jeremiah Wilson 9-34; Nick Masoner 2-9; Peyton Huslig 9-9; Jared Beshore 1-8; Donovan Daniels 2-6; Jason Randall 1-2. Western Illinois - Steve McShane 19-143; Max Norris 16-87; Sean McGuire 7-22; Clint Ratkovich 3-8; Victavious Johnson 1-0.

PASSING: Missouri State - Peyton Huslig 15-31-1-203; Antwan Woods 1-1-0-12. Western Illinois - Sean McGuire 19-31-3-305; Connor Sampson 0-1-0-0; Clint Ratkovich 0-1-0-0.

RECEIVING: Missouri State - Tyler Currie 5-63; Jordan Murray 3-54; Antwan Woods 3-25; Lorenzo Thomas 2-39; Peyton Huslig 1-12; Aaron Denson 1-11; Donovan Daniels 1-11. Western Illinois - Clint Ratkovich 5-77; Isaiah Lesure 5-44; Steve McShane 4-95; John Brunner 4-77; Adam Conrady 1-12.

TACKLES: Missouri State - Angelo Garbutt 12; McNeece Egbim 11; Kam Carter 9; Matt Rush 7. Western Illinois - Khaleen Saunders 7; Eric Carrera 6; Zach Muniz 4; Justin Fitzpatrick 4; Quentin Moon 4; Kyle Williams 4.

Attendance: 12,109. Kickoff time: 2:05 p.m. End of Game: 4:58 p.m. Total elapsed time: 2:53.

Officials - Referee: Aaron Adams; Umpire: Adam McClurg; Linesman: William McKoy; Line judge: Jeffrey Johnson; Back judge: Paul Winglewich; Field judge: Chuck Morning; Side judge: Patrick Brown II.

Temperature: 65. Wind: NW 16 MPH. Weather: Sunny.

GAME	OCT. 27, PLASTER STADIUM, SPRINGFIELD, MO.
8	
SOUTHERN ILLINOIS	49
MISSOURI STATE	35

SPRINGFIELD -- Southern Illinois seized control of a nip-and-tuck contest with Missouri State by scoring 28 unanswered points over an eight-minute stretch en route to 49-35 decision over the Bears at Robert W. Plaster Stadium.

With 11 seconds left in the first half, Matt DeSomer's four-yard touchdown pass to Nigel Kirby pulled SIU even at 21-21 and set off a scoring bonanza that would ultimately see the Salukis score on four consecutive offensive series — as well as a 55-yard interception return for a touchdown by Michael Elbert — to take a 42-21 lead midway through the third period.

SIU would need just four plays and 1:03 of clock time to strike for the go-ahead score on its opening drive of the second half. DeSomer delivered a 39-yard completion to Raphael Leonard on the opening play of the sequence, before Landon Lenoir finished it with a 30-yard scoring reception. After forcing a Bears punt on the ensuing drive, SIU did most of its damage on the ground to extend its lead to double digits. Keyed by a 25-yard run from DeSomer, the Saluki ground game accounted for 68 of 72 yards on another scoring march that was punctuated by D.J. Davis's 14-yard run—his second rushing TD of the afternoon.

Next, the SIU defense joined the onslaught, as Elbert stepped in front of a Huslig pass at the SIU 45 and brought it all the way back to make it a 21-point spread with 7:45 left in the quarter. The Salukis would record a second interception in the fourth quarter, while limiting the MSU offense to 63 rushing yards on 34 carries for the afternoon.

DeSomer completed 19-of-24 passes for 206 yards and three touchdowns, while the Saluki ground game racked up 264 yards against the Bears. Davis rushed for 96 yards and a pair of touchdowns on just 12 carries, while DeSomer added 92 yards on the ground and Leonard topped the 100-yard receiving mark with eight catches for 103 yards.

The Salukis' victory overshadowed a big day for MSU quarterback Peyton Huslig, who threw for a career-best 404 yards and four touchdowns. The Bears signal-caller also posted a career-high 27 completions, two of which went to Tyler Currie, who reeled in five catches for 84 yards. Lorenzo Thomas starred as well, bringing in a career-best eight receptions for 173 yards, while Jordan Murray caught seven passes for 77 yards and a touchdown.

Huslig became just the third MSU quarterback to top the 400-yard passing plateau late in the game, ending his day with a three-yard scoring pass to Mauricio Chio with 3:00 to play.

Score by Quarters	1	2	3	4	Total
Southern Illinois (2-6, 1-4)	0	21	21	7	49
Missouri State (4-4, 2-3)	7	14	0	14	35

Scoring Summary:

1st	MSU 2:17	Peyton Huslig 6 yard run (Lacina kick)
2nd	SIU 14:13	D.J. Davis 18 yard run (Cerra kick)
	MSU 5:19	Jordan Murray 4 yard pass from Peyton Huslig (Lacina kick)
	SIU 4:26	Nigel Kirby 35 yard pass from Matt DeSomer (Cerra kick)
	MSU 2:17	Tyler Currie 3 yard pass from Peyton Huslig (Lacina kick)
	SIU 0:11	Nigel Kirby 4 yard pass from Matt DeSomer (Cerra kick)
3rd	SIU 13:51	Landon Lenoir 30 yard pass from Matt DeSomer (Cerra kick)
	SIU 8:28	D.J. Davis 14 yard run (Cerra kick)
	SIU 7:45	Michael Elbert 55 yard interception return (Cerra kick)
4th	MSU 14:10	Tyler Currie 24 yard pass from Peyton Huslig (Lacina kick)
	SIU 9:47	Jonathan Mixon 5 yard run (Cerra kick)
	MSU 3:00	Mauricio Chio 3 yard pass from Peyton Huslig (Lacina kick)

Team Statistics

	SIU	MSU
FIRST DOWNS	23	24
RUSHES-YARDS (NET)	43-264	34-63
PASSING YDS (NET)	206	404
Passes Comp-Att-Int	19-24-0	27-46-2
TOTAL OFFENSE PLAYS-YARDS	67-470	80-467
Fumble Returns-Yards	0-0	0-0
Punt Returns-Yards	2-(-4)	1-5
Kickoff Returns-Yards	2-36	4-62
Interception Returns-Yards	2-55	0-0
Punts (Number-Avg)	6-39.3	6-42.8
Fumbles-Lost	0-0	1-0
Penalties-Yards	4-30	7-65
Possession Time	29:00	31:00
Third-Down Conversions	8 of 14	8 of 16
Red-Zone Scores-Chances	4-4	4-4
Sacks By: Number-Yards	4-25	1-3

Individual Statistics

RUSHING: Missouri State - Donovan Daniels 6-27; Peyton Huslig 19-15; Jason Randall 5-11; Damoriea Vick 1-6; Nick Masoner 3-4. Southern Illinois - D.J. Davis 12-96; Matt DeSomer 14-92; Jonathan Mixon 11-49; JeQuan Burton 4-25; Raphael Leonard 1-3; Team 1-(-1).

PASSING: Missouri State - Peyton Huslig 27-46-4-404. Southern Illinois - Matt DeSomer 19-24-3-206.

RECEIVING: Missouri State - Lorenzo Thomas 8-173; Jordan Murray 7-77; Tyler Currie 5-84; Damoriea Vick 3-55; Nick Masoner 1-6; Donovan Daniels 1-5; Mauricio Chio 1-3; Jason Randall 1-1. Southern Illinois - Raphael Leonard 8-103; Landon Lenoir 5-54; D.J. Davis 4-10; Nigel Kirby 2-39.

TACKLES: Missouri State - Angelo Garbutt 12; McNeece Egbim 8; Zack Sanders 7; Darius Joseph 6; Matt McClellan 6. Southern Illinois - Luke Giegling 9; Anthony Knighton 8; Bryce Notree 7; Joe Patterson 6; Jeremy Chinn 6; Michael Elbert 6.

Attendance: 6,374. Kickoff time: 2:05 p.m. End of Game: 5:19 p.m. Total elapsed time: 3:14.

Officials - Referee: Matt Gallagher; Umpire: Dan Montgomery; Linesman: Frank Bullock; Line judge: Gordy Hanson; Back judge: Bill Foltz; Field judge: Jim Wojcikiewicz; Side judge: Dorrin Stewart.

Temperature: 68. Wind: NW 8 MPH. Weather: Sunny.


GAME NOV. 3, DANA J. DYKHOUSE STADIUM, BROOKINGS, S.D.
9 MISSOURI STATE 7
(7) SOUTH DAKOTA STATE..... 59

BROOKINGS, S.D. -- South Dakota State utilized a series of quick-strike scoring opportunities to build an insurmountable lead over MSU en route to a 59-7 MVFC victory over the Bears at Dana J. Dykhous Stadium.

The seventh-ranked Jackrabbits piled up 421 first-half yards, highlighted by nine different gains of 20 yards or more, to take a 31-point bulge into intermission. Five of those big gains went the distance, with quarterback Taryn Christian passing for a pair of touchdowns and rushing for another in a 31-point, second-quarter outburst by the MVFC's top offensive unit.

SDSU's defense was equally as impressive, limiting the Bears to just 183 total yards—including just 35 in the second half—and 30 rushing yards on 31 attempts for the game. The Jacks intercepted four MSU passes and held the Bears to 5-of-18 third-down conversions on the day.

Freshman running back Pierre Strong provided the initial spark for the Jackrabbits, breaking off a pair of long scoring rushes for the first two touchdowns of his SDSU career that staked his club to an early double-digit advantage. SDSU took control on its second possession of the game, needing just one play to strike pay dirt with a 55-yard dash from Strong for a 7-0 lead.

The Bears halted a second Jackrabbit scoring threat late in the opening period, when Jared Beshore snared a deflected Christian pass deep in MSU territory. But Strong struck again early in the second quarter, capping a 94-yard SDSU drive with a 54-yard burst to put the Jacks in front by a 14-0 score.

The duo of Christian and Cade Johnson teamed up on a pair of back-breaking touchdowns to double the SDSU lead in the span of just 27 seconds. After the senior signal-caller found Johnson for a 34-yard TD toss with 6:52 to play in the half, the Jacks took advantage of a Christian Rozeboom interception to cash in on their third one-play scoring drive of the half.

Unable to generate any offensive momentum against the Jackrabbit defense, the Bears were forced to punt on six of their first seven possessions of the game. The only early drive that did not end in a punt for MSU also proved fruitful for the Jacks, as Rozeboom snatched a deflected Peyton Huslig pass out of the air to set up another Christian-to-Johnson scoring connection—this one from 42 yards out for a 28-0 SDSU lead at the 6:25 mark.

Chase Vinatieri added a 45-yard field goal to stretch the margin to 31 points, before Huslig engineered the Bears' first successful scoring drive of the day late in the half. The junior hooked up with Tyler Currie on a 10-yard touchdown pass with 1:35 left on the clock, closing the gap to 31-7.

But Christian had two more big plays up his sleeve in the closing moments of the half, finding Johnson for a 22-yard gain, then breaking free for a 32-yard scoring run of his own to cap the second-quarter scoring spree for SDSU.

Christian went 15-of-28 passing for 258 yards and four touchdowns, with Anderson serving as his primary target with six receptions for 85 yards a two scores. Strong led the Jacks with a game and career-high 136 yards on just nine attempts.

Score by Quarters	1	2	3	4	Total
Missouri State (4-5, 2-4)	0	7	0	0	7
South Dakota State (6-2, 4-2)	7	31	7	14	59

Scoring Summary:

1st	SDSU 11:41	Pierre Strong 55 yard run (Vinatieri kick)
2nd	SDSU 12:42	Pierre Strong 54 yard run (Vinatieri kick)
	SDSU 6:52	Cade Johnson 34 yard pass from Taryn Christian (Vinatieri kick)
	SDSU 6:25	Cade Johnson 42 yard pass from Taryn Christian (Vinatieri kick)
	SDSU 4:09	Chase Vinatieri 45 yard field goal
	MSU 1:35	Tyler Currie 10 yard pass from Peyton Huslig (Lacina kick)
	SDSU 0:21	Taryn Christian 32 yard run (Vinatieri kick)
3rd	SDSU 4:33	Adam Anderson 12 yard pass from Taryn Christian (Vinatieri kick)
4th	SDSU 11:37	Adam Anderson 19 yard pass from Taryn Christian (Vinatieri kick)
	SDSU 6:47	Blair Mulholland 1 yard run (Vinatieri kick)

Team Statistics

	MSU	SDSU
FIRST DOWNS	12	27
RUSHES-YARDS (NET)	31-30	37-281
PASSING YDS (NET)	153	266
Passes Comp-Att-Int	18-39-4	16-30-2
TOTAL OFFENSE PLAYS-YARDS	70-183	67-547
Fumble Returns-Yards	0-0	0-0
Punt Returns-Yards	0-0	4-22
Kickoff Returns-Yards	1-16	1-14
Interception Returns-Yards	2-5	4-40
Punts (Number-Avg)	9-34.1	3-43.0
Fumbles-Lost	1-0	0-0
Penalties-Yards	7-66	9-66
Possession Time	29:59	30:01
Third-Down Conversions	5 of 18	7 of 14
Red-Zone Scores-Chances	1-1	3-5
Sacks By: Number-Yards	0-0	4-33

Individual Statistics

RUSHING: Missouri State - Donovan Daniels 7-31; Jason Randall 8-20; Peyton Huslig 8-1; Damoriea Vick 1-(-2); J.T. Granato 1-(-2); Dalton Hill 6-(-18). South Dakota State - Pierre Strong 9-136; Mikey Daniel 20-71; Taryn Christian 1-32; Deyon Campbell 1-32; Blair Mulholland 6-10.

PASSING: Missouri State - Peyton Huslig 15-31-1-134; Dalton Hill 2-6-0-15; J.T. Granato 1-2-0-4. South Dakota State - Taryn Christian 15-28-4-259; Kanin Nelson 1-2-0-7.

RECEIVING: Missouri State - Tyler Currie 4-78; Lorenzo Thomas 4-30; Damoriea Vick 4-17; Donovan Daniels 3-14; Jordan Murray 2-16; Jason Randall 1-(-2). South Dakota State - Adam Anderson 6-85; Cade Johnson 5-130; Blake Kunz 2-25; Jacob Brown 1-10; Pierre Strong 1-9; Blair Mulholland 1-7.

TACKLES: Missouri State - Angelo Garbutt 11; Kam Carter 10; Tyler Lovelace 7; McNeece Egbim 5. South Dakota State - Logan Backhaus 5; Ryan Earlth 5; Eric Kleinschmitt 5.

Attendance: 5,869. Kickoff time: 2:05 p.m. End of Game: 5:14 p.m. Total elapsed time: 3:09.

Officials - Referee: Andy Speciale; Umpire: Paul Janus; Linesman: Jim Swider; Line judge: Kris Loving; Back judge: Chris Curry; Field judge: Nikki Randolph; Side judge: Ken Cloud.

Temperature: 40. Wind: NNW 5 MPH Weather: Overcast, rain.

GAME NOV. 10, PLASTER STADIUM, SPRINGFIELD, MO.
10 (1) NORTH DAKOTA STATE 48
MISSOURI STATE 7

SPRINGFIELD -- Riding a record-setting performance from its quarterback and a stifling effort by its defense, No. 1 North Dakota State built a 34-point halftime lead and never looked back in a 48-7 victory over Missouri State at Robert W. Plaster Stadium.

Easton Stick completed his first 11 passes of the game—four of which went for touchdowns—as the Bison scored on their first four possessions of the afternoon and outgained the Bears by a 238-9 margin in first-quarter total offense. Stick matched a Plaster Stadium record for single-game TD passes with five by the end of the first half, connecting with four different receivers to send the unbeaten Bison to the locker room with a 34-0 cushion.

NDSU, which scored 27 points before the Bears registered their initial first down of the game, racked up 322 yards of offense in the opening half. The Bison limited the Bears to just 87 yards through the air for the game after holding Peyton Huslig to 3-of-16 passing over the first 30 minutes of play.

The Bison wasted no time in seizing the upper hand, as Stick completed all five of his pass attempts on an 85-yard opening drive, hooking up with Dallas Freeman on a 29-yard scoring strike to open the scoring. After the NDSU defense stuffed the Bears (4-6, 2-5 MVFC) on their opening drive, the Bison went to work on the ground to extend their margin. Stick broke off a 13-yard run to move the ball into MSU territory, as three different Bison rushers combined for 33 yards on eight attempts, before Stick connected with Ben Ellefson for another 29-yard scoring pass at the 3:25 mark.

Next, James Hendricks delivered a key blow for the visitors, stepping in front of a Huslig pass near midfield to hand the Bison another scoring chance. Three plays later, Huslig found a wide-open Nate Jensen over the middle for a 43-yard touchdown and a 20-0 NDSU lead.

It would be the Bison special teams' turn to step into the spotlight next, as Jackson Hankey fell on a loose inside kickoff to set NDSU up at the MSU 25. After Darrius Shepherd's 14-yard run moved the ball even deeper into Bears' territory, Stick completed his second TD toss of the game to Ellefson, this one from five yards out, on the first snap of the second period to give the Bison a 27-0 bulge.

The MSU defense would rise to the occasion to force NDSU punts on back-to-back possessions, and the Bears offense came to life with a 72-yard drive to the Bison 27. But a fourth-down incompletion halted the drive, and Stick responded by leading yet another scoring march for the visitors. The senior found Lance Dunn out of the backfield for a 27-yard scoring toss with 2:33 left in the half.

Missouri State broke into the scoring column with five-yard Jeremiah Wilson run that capped a six-play, 84-yard drive early in the third period, ending an offensive dry spell that had extended for more than 64 minutes of clock time over its last two contests.

But that would be as close as the Bears would come to denting the NDSU lead, as Adam Cofield rushed for a pair of third-quarter scores to put the game out of reach.

Score by Quarters	1	2	3	4	Total
North Dakota State (10-0, 7-0)	20	14	14	0	48
Missouri State (4-6, 2-5)	0	0	7	0	7

Scoring Summary:

1st	NDSDU 10:57	Dallas Freeman 29 yard pass from Easton Stick (Pedersen kick)
	NDSDU 3:25	Ben Ellefson 29 yard pass from Easton Stick (kick failed)
	NDSDU 1:45	Nate Jensen 43 yard pass from Easton Stick (Pedersen kick)
2nd	NDSDU 14:53	Ben Ellefson 5 yard pass from Easton Stick (Pedersen kick)
	NDSDU 2:33	Lance Dunn 27 yard pass from Easton Stick (Pedersen kick)
3rd	MSU 9:05	Jeremiah Wilson 6 yard run (Lacina kick)
	NDSDU 7:02	Adam Cofield 14 yard run (Pedersen kick)
	NDSDU 1:19	Adam Cofield 5 yard run (Pedersen kick)

Team Statistics

	NDSDU	MSU
FIRST DOWNS	23	13
RUSHES-YARDS (NET)	42-245	36-126
PASSING YDS (NET)	238	87
Passes Comp-Att-Int	15-25-1	6-23-1
TOTAL OFFENSE PLAYS-YARDS	67-483	59-213
Fumble Returns-Yards	0-0	0-0
Punt Returns-Yards	2-17	2-1
Kickoff Returns-Yards	2-60	2-21
Interception Returns-Yards	1-0	1-0
Punts (Number-Avg)	5-45.0	9-35.3
Fumbles-Lost	1-0	1-0
Penalties-Yards	4-42	4-10
Possession Time	33:50	26:10
Third-Down Conversions	6 of 12	4 of 14
Red-Zone Scores-Chances	3-3	1-1
Sacks By: Number-Yards	4-46	2-11

Individual Statistics

RUSHING: Missouri State - Jeremiah Wilson 15-87; Jason Randall 3-42; Nick Masoner 1-3; Donovan Daniels 4-2; Peyton Huslig 13-(-8). North Dakota State - Seth Wilson 8-95; Adam Cofield 12-85; Lance Dunn 9-23; Darrius Shepherd 1-14; Bruce Anderson 4-13; Easton Stick 2-4; Saybein Clark 2-4; Brock Robbins 1-3; Holden Hotchkiss 1-(-3).

PASSING: Missouri State - Peyton Huslig 6-23-0-87. North Dakota State - Easton Stick 15-24-1-238; Holden Hotchkiss 0-1-0-0.

RECEIVING: Missouri State - Tyler Currie 3-51; Damoriea Vick 2-28; Jordan Murray 1-8. North Dakota State - Darrius Shepherd 6-52; Nate Jensen 2-81; Ben Ellefson 2-34; Dallas Freeman 2-31; Lance Dunn 1-27; Desmond Cain 1-8; Seth Wilson 1-5.

TACKLES: Missouri State - Claudio Martin 8; Jared Beshore 8; Titus Wall 7; McNeece Egbim 6; Kevin Ellis 6. North Dakota State - Jabril Cox 9; Robbie Grimsley 6; Michael Tutisie 5; Jaylaan Wimbush 4; Spencer Waage 4.

Attendance: 5,224. Kickoff time: 2:05 p.m. End of Game: 5:04 p.m. Total elapsed time: 2:59.

Officials - Referee: Aaron Adams; Umpire: Adam McClurg; Linesman: William McKoy; Line judge: Jeffrey Johnson; Back judge: Paul Winglewich; Field judge: Chuck Morning; Side judge: Brad Brunet.

Temperature: 36. Wind: SSE 11 MPH. Weather: Sunny.



GAME	NOV. 17, UNI DOME, CEDAR FALLS, IOWA
11	MISSOURI STATE 0
	NORTHERN IOWA 37

CEDAR FALLS, Iowa -- UNI cashed in on a pair of early takeaways and a suffocating defensive effort to hand Missouri State a season-ending 37-0 setback Saturday afternoon at the UNI-Dome.

The Panthers tallied 17 points off of turnovers and limited the Missouri State offense to 211 yards and nine first downs in securing their third shutout of the season. MSU dropped its fifth-straight contest to end the year and its 13th in a row against UNI since 2006.

Korby Sander led the shutdown performance for the UNI defense, totaling a game-high 13 stops to go along with a forced fumble and an interception. Duncan Ferch also delivered for the Panthers, registering five tackles and turning in two key plays that led to MSU turnovers.

Despite an inspired start from the Bears defense, the Panthers (6-5, 5-3 MVFC) capitalized on a pair of Missouri State turnovers in the first five minutes of the contest to seize a 10-point cushion. Sander caused a Peyton Huslig fumble on the first play from scrimmage to set UNI up at the MSU 26. Kylin Washington and Zack Sanders teamed up to bring down UNI's Nick Fossey one yard shy of the first-down marker on a third-and-eight play, forcing a 34-yard Austin Errthum field goal that gave the home team a 3-0 lead.

UNI's defense stifled the MSU offense in the early stages, forcing the first of three first-quarter punts by Brendan Withrow on the ensuing drive. But the Bears defense stiffened as well, forcing a three-and-out from the Panther offense to bring on the UNI punt unit.

However, a special teams miscue set the Panthers up deep in MSU territory once again, as the punt caromed off of a Bear and into the arms of Bryce Flater at the Bears 20-yard line. Three plays later, UNI quarterback Eli Dunne connected with Jaylin James on a 16-yard scoring toss in the corner of the end zone to make it a 10-0 game with 9:28 to play in the opening quarter.

The Bears defense held the Panthers in check throughout most of the half, forcing punts on three consecutive UNI possessions to keep its offense within striking distance. But Dunne went to work late in the second period, going 4-for-5 for 48 yards during a 12-play, 88-yard drive that ended with his 27-yard TD pass to Jalen Rima.

UNI came up with its third takeaway of the afternoon moments later, as Ferch deflected a Huslig pass and Sander made a diving interception at the UNI 37. Dunne came through again with a pair of big completions, hitting James for a 15-yard gain and Rima for 26 more to set up a 43-yard Errthum field goal with just 30 seconds to play in the half.

UNI added to its cushion with scoring drives on two of its three third-quarter possessions. On the Panthers first drive of the half, Dunne connecting with Rima on a 14-yard pass and Deion McShane for 12 yards, before Tyler Hoosman's bruising 12-yard rush brought the Panthers to the doorstep of the end zone. Marcus Weymiller carried it in from there, stretching the margin to 27 points.

In the closing minutes of the period, Errthum then capped a 12-play march with his third successful field goal attempt—this one from 27 yards out—to extend the lead to 30-0. Ferch came up big once again to set up the final scoring drive of the day, stepping in front of a Huslig pass and returning an interception 62 yards to set up a second Weymiller one-yard TD plunge and a 37-point bulge for UNI.

The Bears' trio of Jared Beshore, Angelo Garbutt and McNeece Egbim led the MSU defense with 11 stops apiece, while Damoriea Vick caught three passes for 41 yards to pace the offense.

Dunne completed his day 23-of-34 for 227 passing yards and two touchdowns, while the tandem of James and Rima combined for 11 catches and 143 yards, each hauling in a scoring reception.

Score by Quarters	1	2	3	4	Total
Missouri State (4-7, 2-6)	0	0	0	0	0
Northern Iowa (6-5, 5-3)	10	10	7	10	37

Scoring Summary:

1st	13:26	UNI	Errthum, A 34 yd field goal, 4-9 1:26
	09:28	UNI	James, Jaylin 16 yd pass from Dunne, Eli (Errthum, A kick), 3-20 1:18
2nd	03:43	UNI	Rima, Jalen 27 yd pass from Dunne, Eli (Errthum, A kick), 12-88 5:27
	00:30	UNI	Errthum, A 43 yd field goal, 10-37 2:37
3rd	11:01	UNI	Weymiller, M 1 yd run (Errthum, A kick), 9-76 3:59
4th	14:56	UNI	Errthum, A 27 yd field goal, 12-43 6:03
	10:17	UNI	Weymiller, M 1 yd run (Errthum, A kick), 4-13 1:53

Team Statistics

	MSU	UNI
FIRST DOWNS	9	23
RUSHES-YARDS (NET)	39-111	43-148
PASSING YDS (NET)	111	227
Passes Att-Comp-Int	19-6-2	34-23-0
TOTAL OFFENSE PLAYS-YARDS	58-222	77-375
Fumble Returns-Yards	0-0	0-0
Punt Returns-Yards	2-2	2-8
Kickoff Returns-Yards	0-0	1-21
Interception Returns-Yards	0-0	2-62
Punts (Number-Avg)	7-44.0	6-36.0
Fumbles-Lost	2-2	0-0
Penalties-Yards	4-45	4-45
Possession Time	24:31	35:29
Third-Down Conversions	3 of 15	8 of 17
Fourth-Down Conversions	2 of 4	0 of 0
Red-Zone Scores-Chances	0-2	5-5
Sacks By: Number-Yards	1-5	3-21

Individual Statistics

RUSHING: Missouri State - Jason Randall 15-55; Jeremiah Wilson 7-28; Damoriea Vick 3-11; Dalton Hill 6-8; Tyler Currie 1-7; Antwan Woods 1-3; Donovan Daniels 2-2; Peyton Huslig 4-(-3). UNI - Weymiller, M 24-91; Hoosman, Tyler 11-53; Phillips, Nick 1-3; Allen, Trevor 4-3; TEAM 1-0; Dunne, Eli 2-(-2).

PASSING: Missouri State - Peyton Huslig 4-14-2-72; Dalton Hill 2-5-0-39. UNI - Iowa-Dunne, Eli 23-34-0-227.

RECEIVING: Missouri State - Damoriea Vick 3-41; Tyler Currie 1-37; Jordan Murray 1-33; Jason Randall 1-0. UNI - James, Jaylin 7-70; Rima, Jalen 4-73; Fossey, Nick 4-26; Weymiller, M 4-24; McShane, Deion 3-24; Nissen, Elias 1-10.

TACKLES: Missouri State - Angelo Garbutt 11, Jared Beshore 11, McNeece Egbim 11, Kam Carter 7. UNI - Korby Sander 13, Alfonso Lambert 12, Brawntae Wells 6.

Attendance: 10,072. Kickoff time: 4:00 p.m. End of Game: 7:17 p.m. Total elapsed time: 3:17

Officials - Referee: Aaron Adams; Umpire: Adam McClurg; Linesman: William McKay; Line judge: Jeffrey Johnson; Back judge: Paul Winglewich; Field judge: Chuck Morning; Side judge: Brad Brunet.

Temperature: 72. Weather: Indoors.

Offense Wins the Day at Spring Football Scrimmage

April 18, 2019

SPRINGFIELD -- Missouri State's offense outscored the defense, 38-22, in the club's annual Maroon and White Spring Football Game at Plaster Stadium.

With a weighted scoring system, the offense scored three touchdowns and a field goal while converting six third downs and a pair of fourth downs to rack up 38 total points.

The defense accounted for 11 third-down stops, but could not secure any takeaways or defensive scores to limit the white-clad squad to 22 points.

"We're always going to emphasize key downs, which are our third down plays, on both sides of the ball," said head coach Dave Steckel. "That's why we put so much emphasis on that today. I thought both sides made big plays. We have a ways to go, but we saw a lot of good things today."

The offense took a 22-10 lead into the intermission thanks to a 37-yard field goal by Parker Lacina and an 11-yard touchdown pass from J.T. Granato to Ja'Ron Burks.

Lacina's kick capped an 11-play, 40-yard drive by a Peyton Huslig-led offense. Huslig's 20-yard pass to Lorenzo Thomas highlighted the possession and got the maroon side within striking distance to set up the score.

Granato's TD pass to Burks, a redshirt freshman, was set up by a 22-yard fourth-down run by Lonell Boyd Jr. to the 11-yard line. Three plays later, Granato hit Burks on a fade into the corner of the end zone for the only touchdown of the first half.

In the second half, a muffed punt set up a 21-yard touchdown run by Donovan Daniels on the very next play with 2:28 left in the third.

Granato and Burks then connected again midway through the fourth quarter to cap a six-play, 70-yard scoring drive. After redshirt freshman D.J. Frost converted a third-and-one, Granato connected with a wide open Burks for a 43-yard score with just 4:22 left in the game.

The offense racked up a 370 total yards on the day with Daniels leading a trio of standout rushers with 63 yards on 13 carries. Frost and Boyd had identical rushing totals, each carrying 11 times for 55 yards.

Granato was an efficient 10-for-12 through the air for 102 yards, while Huslig completed 8-of-15 passes for 88 yards.

McNeece Egbim recorded 10 total tackles to lead the defense with Jordan Wilkes tacking on nine stops and a forced fumble. Kevin Ellis also brought down eight ball carriers for the Missouri State defense.

Score by Quarters	1	2	3	4	Total
MSU	0	7	0	7	14
Bears	3	0	7	0	10

Scoring Summary:

1st	00:57	MSU	Parker Lacina 37 yd field goal, 11-40 3:19
2nd	01:51	MSU	Ja'Ron Burks 11 yd pass from J.T. Granato (Nick Williams kick), 15-75 14:06
3rd	02:14	MSU	Donovan Daniels 21 yd run (Parker Lacina kick), 1-21 0:14
4th	04:22	MSU	Ja'Ron Burks 43 yd pass from J.T. Granato (Nick Williams kick), 6-70 3:17

Team Statistics

	MSU1	MSU2
FIRST DOWNS	11	9
RUSHES-YARDS (NET)	23-105	21-62
PASSING YDS (NET)	114	89
Passes Att-Comp-Int	17-12-0	16-9-0
TOTAL OFFENSE PLAYS-YARDS	40-219	37-151
Fumble Returns-Yards	0-0	0-0
Punt Returns-Yards	1-0	0-0
Kickoff Returns-Yards	0-0	0-0
Interception Returns-Yards	0-0	0-0
Punts (Number-Avg)	3-42.3	5-37.4
Fumbles-Lost	2-1	2-0
Penalties-Yards	2-20	3-20
Possession Time	40:27	26:33
Third-Down Conversions	4 of 9	2 of 8
Fourth-Down Conversions	2 of 2	0 of 0
Red-Zone Scores-Chances	1-1	1-1
Sacks By: Number-Yards	1-6	0-0

Individual Statistics

RUSHING: MSU - Lonell Boyd 11-55; DJ Frost 9-51; Aaron Denson 1-2; Dalton Hill 1-0; Ja'Ron Burks 1-(-3). Bears - Donovan Daniels 13-63; DJ Frost 2-4; Peyton Huslig 4-1; Damoriea Vick 1-(-1); Dalton Hill 1-(-5).

PASSING: MSU - J.T. Granato 10-12-0-102; Parker Powell 1-3-0-8; Dalton Hill 1-2-0-4. Bears - Peyton Huslig 8-15-0-88; Dalton Hill 1-1-0-1.

RECEIVING: MSU - Aaron Denson 4-22; Ja'Ron Burks 3-62; Armand Baker 2-12; Ethan Swanegan 1-8; Lonell Boyd 1-6; DJ Frost 1-4. Bears - Damoriea Vick 4-43; Donovan Daniels 3-12; Lorenzo Thomas 1-20; Aaron Samek 1-14.

TACKLES (UT-AT): MSU - McNeece Egbim 5-4; Jordan Wilkes 5-4; Austin Henderson 1-3; Matt McClellan 2-1; Titus Wall 1-2; Angelo Garbutt 0-3; Bears - Kevin Ellis 3-5; Jackson Blauw 4-3; Paris Jackson 3-3; Arian Bhat 1-3; Brock Hughes 1-2; Nick Hessefort 1-2; Jordan Guilfoyl 1-2; Zach Dobbins 0-3.

Kickoff time: 5:02 p.m.

Temperature: 58 Wind: West Weather: Overcast, Cool



SCORING OFFENSE	G	TD	FG	XP	2XPDPX	Saf	Pts	Avg
South Dakota St.	13	74	14	67	0	0	553	42.5
North Dakota St.	15	85	9	83	0	0	622	41.5
Illinois State	11	47	7	43	0	1	350	31.8
Indiana State	11	44	15	40	0	0	349	31.7
Southern Illinois	11	43	10	43	0	0	331	30.1
South Dakota	11	37	12	32	2	0	294	26.7
Northern Iowa	13	37	24	35	2	0	333	25.6
Western Illinois	11	33	11	28	1	0	263	23.9
Youngstown State	11	32	10	28	2	0	254	23.1
Missouri State	11	34	5	32	1	0	253	23.0

SCORING DEFENSE	G	TD	FG	XP	2XPDPX	Saf	Pts	Avg
North Dakota St.	15	24	7	24	0	0	189	12.6
Illinois State	11	27	11	23	1	0	220	20.0
Northern Iowa	13	34	13	30	1	0	277	21.3
South Dakota St.	13	38	9	33	1	0	290	22.3
Western Illinois	11	33	18	30	1	0	286	26.0
Youngstown State	11	39	10	33	1	0	299	27.2
Indiana State	11	39	13	35	1	0	310	28.2
South Dakota	11	48	14	42	2	0	376	34.2
Missouri State	11	52	11	47	1	0	396	36.0
Southern Illinois	11	59	12	54	1	0	448	40.7

TOTAL OFFENSE	G	Rush	Pass	Plays	Yards	Avg/PTD	YPG
South Dakota St.	13	2991	3256	817	6247	7.6	480.5
North Dakota St.	15	4293	2783	960	7076	7.4	471.7
Southern Illinois	11	2361	2379	866	4740	5.5	430.9
Illinois State	11	2199	2400	739	4599	6.2	418.1
South Dakota	11	1379	3144	896	4523	5.0	411.2
Indiana State	11	2656	1774	749	4430	5.9	402.7
Youngstown State	11	1967	2238	786	4205	5.3	382.3
Western Illinois	11	1144	2991	724	4135	5.7	375.9
Northern Iowa	13	1737	2775	904	4512	5.0	347.1
Missouri State	11	1522	2278	751	3800	5.1	345.5

TOTAL DEFENSE	G	Rush	Pass	Plays	Yards	Avg	TD	YPG
North Dakota St.	15	1718	2621	911	4339	4.8	22	289.3
Illinois State	11	1395	2013	756	3408	4.5	26	309.8
Western Illinois	11	1501	2119	766	3620	4.7	28	329.1
Youngstown State	11	1821	2148	697	3969	5.7	38	360.8
Northern Iowa	13	1734	3015	881	4749	5.4	34	365.3
South Dakota St.	13	2447	2568	884	5015	5.7	37	385.8
South Dakota	11	2322	2411	802	4733	5.9	43	430.3
Indiana State	11	2174	2559	812	4733	5.8	36	430.3
Missouri State	11	2448	2740	822	5188	6.3	50	471.6
Southern Illinois	11	2434	2883	781	5317	6.8	56	483.4

RUSHING OFFENSE	G	Att	Yds	Avg	TD	YPG
North Dakota St.	15	670	4293	6.4	54	286.2
Indiana State	11	521	2656	5.1	30	241.5
South Dakota St.	13	466	2991	6.4	37	230.1
Southern Illinois	11	494	2361	4.8	20	214.6
Illinois State	11	418	2199	5.3	22	199.9
Youngstown State	11	462	1967	4.3	14	178.8
Missouri State	11	404	1522	3.8	18	138.4
Northern Iowa	13	497	1737	3.5	14	133.6
South Dakota	11	421	1379	3.3	18	125.4
Western Illinois	11	315	1144	3.6	10	104.0

RUSHING DEFENSE	G	Rushes	Yards	Avg	TD	YPG
North Dakota St.	15	512	1718	3.4	10	114.5
Illinois State	11	418	1395	3.3	14	126.8
Northern Iowa	13	487	1734	3.6	16	133.4
Western Illinois	11	433	1501	3.5	15	136.5
Youngstown State	11	391	1821	4.7	20	165.5
South Dakota St.	13	514	2447	4.8	20	188.2
Indiana State	11	454	2174	4.8	18	197.6
South Dakota	11	445	2322	5.2	18	211.1
Southern Illinois	11	441	2434	5.5	31	221.3
Missouri State	11	472	2448	5.2	21	222.5

PASS OFFENSE	G	Att	Cmp	Int	Pct	Yds	Avg	TD	YPG
South Dakota	11	289	475	8	60.8	3144	6.6	18	285.8
Western Illinois	11	242	409	14	59.2	2991	7.3	21	271.9
South Dakota St.	13	206	351	8	58.7	3256	9.3	35	250.5
Illinois State	11	187	321	8	58.3	2400	7.5	24	218.2
Southern Illinois	11	211	372	14	56.7	2379	6.4	18	216.3
Northern Iowa	13	235	407	9	57.7	2775	6.8	19	213.5
Missouri State	11	179	347	18	51.6	2278	6.6	14	207.1
Youngstown State	11	171	324	11	52.8	2238	6.9	17	203.5
North Dakota St.	15	180	290	7	62.1	2783	9.6	28	185.5
Indiana State	11	140	228	3	61.4	1774	7.8	12	161.3

PASS DEFENSE	G	Att	Cmp	Int	Pct	Yds	Avg	TD	Yds/G
North Dakota St.	15	204	399	23	51.1	2621	6.6	12	174.7
Illinois State	11	177	338	15	52.4	2013	6.0	12	183.0
Western Illinois	11	192	333	12	57.7	2119	6.4	13	192.6
Youngstown State	11	167	306	3	54.6	2148	7.0	18	195.3
South Dakota St.	13	204	370	17	55.1	2568	6.9	17	197.5
South Dakota	11	213	357	7	59.7	2411	6.8	25	219.2
Northern Iowa	13	244	394	18	61.9	3015	7.7	18	231.9
Indiana State	11	229	358	4	64.0	2559	7.1	18	232.6
Missouri State	11	227	350	8	64.9	2740	7.8	29	249.1
Southern Illinois	11	194	340	12	57.1	2883	8.5	25	262.1

PASS EFFICIENCY	G	Att	Cmp	Int	Pct	Yds	TD	Effic
North Dakota St.	15	180	290	7	62.1	2783	28	169.7
South Dakota St.	13	206	351	8	58.7	3256	35	165.0
Indiana State	11	140	228	3	61.4	1774	12	141.5
Illinois State	11	187	321	8	58.3	2400	24	140.7
Western Illinois	11	242	409	14	59.2	2991	21	130.7
Northern Iowa	13	235	407	9	57.7	2775	19	126.0
South Dakota	11	289	475	8	60.8	3144	18	125.6
Youngstown State	11	171	324	11	52.8	2238	17	121.3
Southern Illinois	11	211	372	14	56.7	2379	18	118.9
Missouri State	11	179	347	18	51.6	2278	14	109.7

PASS DEF. EFFICIENCY	G	Att	Cmp	Int	Pct	Yds	TD	Effic
North Dakota St.	15	204	399	23	51.1	2621	12	104.7
Illinois State	11	177	338	15	52.4	2013	12	105.2
Western Illinois	11	192	333	12	57.7	2119	13	116.8
South Dakota St.	13	204	370	17	55.1	2568	17	119.4
Youngstown State	11	167	306	3	54.6	2148	18	131.0
Northern Iowa	13	244	394	18	61.9	3015	18	132.1
South Dakota	11	213	357	7	59.7	2411	25	135.6
Indiana State	11	229	358	4	64.0	2559	18	138.4
Southern Illinois	11	194	340	12	57.1	2883	25	145.5
Missouri State	11	227	350	8	64.9	2740	29	153.4

KICKOFF RETURNS	G	Ret	Yds	TD	Avg
Northern Iowa	13	31	759	0	24.5
Illinois State	11	25	602	0	24.1
South Dakota St.	13	36	809	0	22.5
Missouri State	11	22	472	1	21.5
North Dakota St.	15	29	620	0	21.4
Western Illinois	11	38	799	0	21.0
Youngstown State	11	31	627	0	20.2
South Dakota	11	31	612	0	19.7
Indiana State	11	39	763	0	19.6
Southern Illinois	11	39	729	1	18.7

PUNT RETURN AVG	G	Ret	Yds	TD	Avg
North Dakota St.	15	23	359	0	15.6
Indiana State	11	12	129	1	10.8
Western Illinois	11	17	157	2	9.2
Illinois State	11	16	129	0	8.1
Northern Iowa	13	26	150	0	5.8
South Dakota St.	13	35	185	1	5.3
South Dakota	11	9	46	0	5.1
Missouri State	11	21	95	0	4.5
Southern Illinois	11	9	38	0	4.2
Youngstown State	11	27	101	0	3.7

PUNTING	G	No.	Yards	Avg.	PR	Yds	TD	Net/P
Missouri State	11	64	2576	40.2	38	0.6	1	39.3
North Dakota St.	15	60	2535	42.2	66	1.1	6	39.2
South Dakota St.	13	56	2378	42.5	46	0.8	7	39.1
Northern Iowa	13	73	2962	40.6	158	2.2	4	37.3
South Dakota	11	66	2761	41.8	240	3.6	3	37.3
Youngstown State	11	59	2280	38.6	47	0.8	3	36.8
Illinois State	11	62	2671	43.1	304	4.9	5	36.6
Western Illinois	11	62	2494	40.2	213	3.4	4	35.5
Indiana State	11	57	2202	38.6	130	2.3	4	34.9
Southern Illinois	11	53	2036	38.4	120	2.3	7	33.5

TURNOVER MARGIN	G	Fum	Int	Tot	Fum	Int	Tot	Mar	Per/G
North Dakota St.	15	7	23	30	4	7	11	19	1.27
South Dakota St.	13	8	17	25	2	8	10	15	1.15
Northern Iowa	13	9	18	27	5	9	14	13	1.00
Indiana State	11	11	4	15	3	3	6	9	0.82
Illinois State	11	3	15	18	5	8	13	5	0.45
Western Illinois	11	8	12	20	4	14	18	2	0.18
South Dakota	11	10	7	17	8	8	16	1	0.09
Southern Illinois	11	4	12	16	10	14	24	-8	-0.73
Youngstown State	11	6	3	9	8	11	19	-10	-0.91
Missouri State	11	6	8	14	10	18	28	-14	-1.27

FIRST DOWNS	G	Rush	Pass	Pen	Total	Per/G
North Dakota St.	15	190	124	13	327	21.8
South Dakota St.	13	129	119	20	268	20.6
Southern Illinois	11	137	100	30	267	24.3
South Dakota	11	89	143	29	261	23.7
Northern Iowa	13	103	131	17	251	19.3
Youngstown State	11	99	108	24	231	21.0
Illinois State	11	106	103	20	229	20.8
Indiana State	11	129	76	21	226	20.5
Missouri State	11	80	107	19	206	18.7
Western Illinois	11	49	126	19	194	17.6

OPPONENT 1ST DOWNS	G	Rush	Pass	Pen	Total	Per/G
Illinois State	11	89	83	12	184	16.7
Youngstown State	11	84	100	21	205	18.6
Western Illinois	11	86	108	20	214	19.5
North Dakota St.	15	93	108	15	216	14.4
Northern Iowa	13	92	127	19	238	18.3
South Dakota St.	13	112	104	22	238	18.3
South Dakota	11	112	115	20	247	22.5
Indiana State	11	122	124	12	258	23.5
Southern Illinois	11	117	114	29	260	23.6
Missouri State	11	115	128	21	264	24.0



RUSHING	G	Att	Yds	Avg	TD	Long	YPG
Ja'Quan Keys-INS	7	158	948	6.0	13	62	135.4
James Robinson-ILS	11	205	129	6.3	12	57	117.3
Tevin McCaster-YSU	11	269	123	4.6	12	68	112.3
D.J. Davis-SIU	11	178	111	6.3	6	67	101.6
Pierre Strong-SDSU	13	117	111	9.5	11	73	85.8
M. Weymiller-UNI	13	235	964	4.1	7	28	74.2
Bruce Anderson-NDSU	13	124	924	7.5	9	86	71.1
Lance Dunn-NDSU	13	160	880	5.5	12	75	67.7
Ryan Boyle-INS	10	114	610	5.4	6	52	61.0
Steve McShane-WIU	11	117	644	5.5	7	75	58.5

PASSING	G	Cmp	Att	Int	Yds	TD	YPG
Austin Simmons-USD	11	287	470	8	312	18	284.0
Sean McGuire-WIU	11	236	394	13	289	21	263.1
Taryn Christion-SDSU	13	197	340	8	302	32	232.3
Eli Dunne-UNI	13	219	373	8	258	18	198.8
Brady Davis-ILS	10	140	252	5	194	19	194.4
Peyton Huslig-MSU	11	165	322	16	211	13	192.1
Easton Stick-NDSU	15	175	281	7	275	28	183.5
Sam Straub-SIU	7	120	213	10	126	9	180.4
M. VanGorder-YSU	11	149	277	10	193	14	175.8
Ryan Boyle-INS	10	128	205	3	162	12	162.7

PASS EFFICIENCY	G	Cmp	Att	Int	Yds	TD	Eff.
Kanin Nelson-SDSU	8	6	8	0	145	2	309.8
Easton Stick-NDSU	15	175	281	7	275	28	172.4
Taryn Christion-SDSU	13	197	340	8	302	32	158.9
Ryan Boyle-INS	10	128	205	3	162	12	145.5
Jake Kolbe-ILS	7	46	65	3	452	5	145.3
Brady Davis-ILS	10	140	252	5	194	19	141.3
Sean McGuire-WIU	11	236	394	13	289	21	132.6
Matt DeSomer-SIU	11	86	150	4	106	9	131.4
Eli Dunne-UNI	13	219	373	8	258	18	128.5
Austin Simmons-USD	11	287	470	8	312	18	126.1

RECEIVING YDS/GAME	G	Rec	Yds	TD	Long	Avg/C	YPG
Cade Johnson-SDSU	13	67	133	17	81	19.9	102.
Spencer Schnell-ILS	11	65	872	9	97	13.4	79.3
Raphael Leonard-SIU	11	57	847	7	70	14.9	77.0
D. Shepherd-NSU	15	62	106	9	78	17.2	71.0
Dakarai Allen-USD	10	48	703	5	89	14.6	70.3
Andrew Edgar-ILS	11	44	746	4	81	17.0	67.8
Dante Hendrix-INS	11	47	681	4	60	14.5	61.9
John Brunner-WIU	11	37	625	3	71	16.9	56.8
C. Ratkovich-WIU	11	54	616	3	52	11.4	56.0
Isaiah Lesure-WIU	11	45	615	4	69	13.7	55.9

RECEPTIONS/GAME	G	Rec	Yds	TD	Long	YPG	Rec/G
Spencer Schnell-ILS	11	65	872	9	97	79.3	5.9
Raphael Leonard-SIU	11	57	847	7	70	77.0	5.2
Cade Johnson-SDSU	13	67	133	17	81	102.5	5.2
C. Ratkovich-WIU	11	54	616	3	52	56.0	4.9
Dakarai Allen-USD	10	48	703	5	89	70.3	4.8
Landon Lenoir-SIU	11	48	486	2	32	44.2	4.4
Dante Hendrix-INS	11	47	681	4	60	61.9	4.3
D. Shepherd-NDSU	15	62	106	9	78	71.0	4.1
Isaiah Lesure-WIU	11	45	615	4	69	55.9	4.1
Levi Falck-USD	11	45	492	2	40	44.7	4.1

TOTAL OFFENSE	G	Rush	Pass	Plays	Total	YPG
Austin Simmons-USD	11	332	312	587	3456	314.2
Sean McGuire-WIU	11	7	289	454	2901	263.7
Taryn Christion-SDSU	13	333	302	414	3353	257.9
Easton Stick-NDSU	15	677	275	398	3429	228.6
Peyton Huslig-MSU	11	366	211	451	2479	225.4
Ryan Boyle-INS	10	610	162	319	2237	223.7
Brady Davis-ILS	10	80	194	298	2024	202.4
Sam Straub-SIU	7	149	126	255	1412	201.7
M. VanGorder-YSU	11	209	193	356	2143	194.8
Eli Dunne-UNI	13	-61	258	416	2523	194.1

ALL PURPOSE YDS.	G	Rush	Rcv	PR	KR	Yds	YPG
D.J. Davis-SIU	11	111	201	8	21	154	140.3
Cade Johnson-SDSU	13	24	133	0	46	181	139.8
Ja'Quan Keys-INS	7	948	20	0	0	968	138.3
James Robinson-ILS	11	129	164	-2	23	147	134.1
Tevin McCaster-YSU	11	123	103	0	0	133	121.6
Steve McShane-WIU	11	644	403	12	16	133	121.2
Bruce Anderson-NDSU	13	924	199	0	21	134	103.2
Tony Tate-WIU	8	77	382	0	33	791	98.9
Pierre Strong-SDSU	13	111	84	0	38	123	95.2
Spencer Schnell-ILS	11	34	872	13	0	103	94.3

SCORING	G	TD	FG	XPT	2XP	Pts	PPG
Ja'Quan Keys-INS	7	13	0	0	0	78	11.1
Chase Vinatieri-SDSU	13	1	14	66	0	114	8.8
A. Errthum-UNI	13	0	24	35	0	107	8.20
Cade Johnson-SDSU	13	17	0	0	0	102	7.8
Jerry Nunez-INS	11	0	15	40	0	85	7.7
Cam Pedersen-NDSU	15	0	9	80	0	107	7.1
Tevin McCaster-YSU	11	13	0	0	0	78	7.1
Steve McShane-WIU	11	13	0	0	0	78	7.1
James Robinson-ILS	11	13	0	0	0	78	7.1
Lance Dunn-NDSU	13	15	0	0	0	90	6.9

SCORING (TDs)	G	TD	Rush	Pass	Ret	PAT	Pts	PPG
Ja'Quan Keys-INS	7	13	13	0	0	0	78	11.1
Cade Johnson-SDSU	13	17	0	17	0	0	102	7.8
James Robinson-ILS	11	13	12	1	0	0	78	7.1
Tevin McCaster-YSU	11	13	12	1	0	0	78	7.1
Steve McShane-WIU	11	13	7	5	1	0	78	7.1
Lance Dunn-NDSU	13	15	12	3	0	0	90	6.9
Easton Stick-NDSU	15	17	17	0	0	0	102	6.8
Bruce Anderson-NDSU	13	12	9	3	0	0	72	5.5
Pierre Strong-SDSU	13	12	11	1	0	0	72	5.5
Mikey Daniel-SDSU	12	11	10	1	0	0	66	5.5

INTERCEPTIONS	G	Int	Yds	TD	Long	Int/G
Luther Kirk-ILS	11	5	51	1	39	0.45
Robbie Grimsley-NDSU	15	6	40	0	33	0.40
D. Ferch-UNI	13	5	186	2	63	0.38
Xavior Williams-UNI	11	4	113	1	61	0.36
Jeremy Chinn-SIU	9	3	95	0	51	0.33
Zy Mosley-SDSU	12	4	43	1	43	0.33
James Hendricks-NDSU	15	5	30	0	28	0.33
Mitchell Brees-ILS	11	3	27	0	27	0.27
Jared Beshore-MSU	11	3	25	0	20	0.27
Eric Carrera-WIU	11	3	23	0	23	0.27

TACKLES	G	Solo	Ast	Total	Avg/G
Jonas Griffith-INS	11	81	51	132	12.0
Katrell Moss-INS	11	62	56	118	10.7
Quentin Moon-WIU	11	66	43	109	9.9
A. Dellavade-YSU	11	56	46	102	9.3
Angelo Garbutt-MSU	11	45	54	99	9.0
McNeece Egbim-MSU	11	48	48	96	8.7
D. Ferch-UNI	13	38	75	113	8.7
James Jones-INS	10	54	30	84	8.4
Zackary Mathews-ILS	11	46	44	90	8.2
C. Rozeboom-SDSU	13	58	47	105	8.1

SACKS	G	Solo	Ast	Total	Avg/G
Pete Swenson-WIU	11	12	5	14.5	1.32
Greg Menard-NDSU	15	7	5	9.5	0.63
Rickey Neal-UNI	13	8	1	8.5	0.65
Antho Knighton-SIU	11	8	1	8.5	0.77
E. Smith-UNI	13	7	1	7.5	0.58
Derrek Tuszka-NDSU	15	6	3	7.5	0.50
Cole Karcz-NDSU	15	7	1	7.5	0.50
K. Saunders-WIU	11	6	1	6.5	0.59
Matt McClellan-MSU	11	4	4	6.0	0.55
Claudio Martin-MSU	10	5	2	6.0	0.60

TACKLES FOR LOSS	G	Solo	Ast	Total	Avg/G
Pete Swenson-WIU	11	20	9	24.5	2.23
D. Greenfield-USD	11	13	3	14.5	1.32
Rickey Neal-UNI	13	12	5	14.5	1.12
Antho Knighton-SIU	11	13	1	13.5	1.23
K. Saunders-WIU	11	9	8	13.0	1.18
Greg Menard-NDSU	15	9	7	12.5	0.83
Derrek Tuszka-NDSU	15	9	6	12.0	0.80
Shereif Bynum-YSU	11	10	3	11.5	1.05
B. Douglas-UNI	13	8	6	11.0	0.85
Matt McClellan-MSU	11	6	9	10.5	0.95



Missouri State's Matt McClellan tallied 10.5 tackles for loss in 2018 to rank among the league's top 10 in that category.

FUMBLES FORCED	G	Num	Avg/G
Quentin Moon-WIU	11	5	0.45
Kaelub Newman-INS	10	3	0.30
Pete Swenson-WIU	11	3	0.27
C. Rozeboom-SDSU	13	3	0.23
Rickey Neal-UNI	13	3	0.23
Jeremy Chinn-SIU	9	2	0.22
Stanley Jones-NDSU	15	3	0.20
Denzel Bonner-INS	10	2	0.20
Rondell Green-INS	11	2	0.18
D. Greenfield-USD	11	2	0.18

FUMBLES RECOVERED	G	Num	Avg/G
Jamal Jones-INS	10	3	0.30
S. Korby-UNI	13	3	0.23
Alex Gray-USD	11	2	0.18
Michael Elbert-SIU	7	1	0.14
Kameron Cline-USD	7	1	0.14
Jordan Wilkes-MSU	7	1	0.14
Zach Muniz-WIU	8	1	0.12
A. Soko-UNI	9	1	0.11
Ray Anderson-YSU	9	1	0.11
Stephon Mayesn-INS	9	1	0.11

PASSES DEFENDED	G	Brup	Int	Total	Avg/G
Mark Collins-USD	7	13	1	14	2.00
Devin Taylor-ILS	11	12	3	15	1.36
Jordan Brown-SDSU	13	12	3	15	1.15
Jeremy Chinn-SIU	9	7	3	10	1.11
Bryce Gibson-YSU	11	12	0	12	1.09
Xavier Rowe-WIU	11	9	3	12	1.09
J. Fitzpatrick-WIU	11	9	2	11	1.00
Jalen Allison-NDSU	12	10	2	12	1.00
Zach Muniz-WIU	8	6	2	8	1.00
D. Ferch-UNI	13	8	5	13	1.00

PUNT RETURN AVG.	G	Ret	Yds	TD	Long	Avg
D. Shepherd-NDSU	15	19	296	0	69	15.6
Steve McShane-WIU	11	14	126	1	58	9.0
Spencer Schnell-ILS	11	15	131	0	20	8.7
Matt Rush-MSU	10	12	43	0	18	3.6

KICK RETURN AVG.	G	Ret	Yds	TD	Long	Avg
Cade Johnson-SDSU	13	17	462	0	48	27.2
Christia Uphoff-ILS	11	18	470	0	58	26.1
Xavior Williams-UNI	11	16	400	0	55	25.0
Je'Quan Burton-SIU	11	14	339	1	100	24.2
Tony Tate-WIU	8	14	332	0	63	23.7

PUNTING	G	Punt	Yds	Long	Avg
JT Bohlen-ILS	11	62	267	68	43.1



2018 All-Missouri Valley Football Conference

First Team

QB	Taryn Christion, South Dakota State.....Sr.
	Easton Stick, North Dakota State.....Sr.
RB	Ja'Quan Keys, Indiana State.....Sr.
	Tevin McCaster, Youngstown State.....Sr.
	James Robinson, Illinois State.....Jr.
FB	Clint Ratkovich, Western Illinois.....So.
WR	Cade Johnson, South Dakota State.....So.
	Spencer Schnell, Illinois State.....Sr.
	Darrius Shepherd, North Dakota State.....Sr.
TE	Briley Moore, Northern Iowa.....Jr.
OL	Zack Johnson, North Dakota State.....Jr.
	Tiano Pupungatoo, South Dakota State.....Sr.
	Cal Twait, Northern Iowa.....Sr.
	Tanner Volson, North Dakota State.....Sr.
	Gavin Wiggins, Youngstown State.....Sr.
PK	Austin Errthum, Northern Iowa.....Sr.
LS	Steven Wethli, Youngstown State.....Sr.
DL	Darin Greenfield, South Dakota.....Jr.
	Greg Menard, North Dakota State.....Sr.
	Rickey Neal Jr., Northern Iowa.....Sr.
	Khalen Saunders, Western Illinois.....Sr.
LB	Jabril Cox, North Dakota State.....So.
	Jonas Griffith, Indiana State.....So.
	Christian Rozeboom, South Dakota State.....Jr.
	Pete Swenson, Western Illinois.....Sr.
DB	Jordan Brown, South Dakota State.....Sr.
	Jeremy Chinn, Southern Illinois.....Jr.
	Robbie Grimsley, North Dakota State.....Sr.
	Luther Kirk, Illinois State.....Jr.
	Xavior Williams, Northern Iowa.....So.
P	Garret Wegner, North Dakota State.....So.
RS	Darrius Shepherd, North Dakota State.....Sr.

Second Team

QB	Ryan Boyle, Indiana State.....Jr.
RB	Bruce Anderson, North Dakota State.....Sr.
	D.J. Davis, Southern Illinois.....Jr.
	Lance Dunn, North Dakota State.....Sr.
FB	Brock Robbins, North Dakota State.....Jr.
WR	Dakarai Allen, South Dakota.....Jr.
	Raphael Leonard, Southern Illinois.....Sr.
	Isaiah LeSure, Western Illinois.....Sr.
TE	Ben Ellefson, North Dakota State.....Jr.
OL	Drew Himmelman, Illinois State.....So.
	Vitas Hryniewicz, Youngstown State.....Sr.
	Marquis Prophete, Missouri State.....Sr.
	Dillon Radunz, North Dakota State.....So.
	Wyatt Wozniak, Indiana State.....Jr.
PK	Jerry Nunez, Indiana State.....Jr.
LS	Bradey Sorenson, South Dakota State.....So.
DL	Bryce Douglas, Northern Iowa.....Sr.
	Ryan Earith, South Dakota State.....Jr.
	Anthony Knighton, Southern Illinois.....So.
	Savon Smith, Youngstown State.....Sr.
LB	Armand Dellovade, Youngstown State.....Sr.
	Duncan Ferch, Northern Iowa.....Sr.
	Quentin Moon, Western Illinois.....Sr.
	Katrell Moss, Indiana State.....Jr.
DB	Justin Fitzpatrick, Western Illinois.....Sr.
	Andrew Gray, South Dakota.....Sr.
	Rondell Green, Indiana State.....Sr.
	James Hendricks, North Dakota State.....Jr.
	Devin Taylor, Illinois State.....So.
P	Brady Hale, South Dakota State.....Sr.
RS	Steve McShane, Western Illinois.....Sr.

Honorable Mention

Illinois State: LS Paul Monaco, P JT Bohlken, RS Christian Uphoff
Indiana State: WR Dante Hendrix, OL Isaiah Edwards, OL Tate Leavitt
Missouri State: WR Tyler Currie, TE Jordan Murray, LB McNeece Egbim, LB Angelo Garbutt
North Dakota State: PK Cam Pedersen, DL Cole Karcz, DL Derrek Tuszka, DB Jalen Allison
UNI: RB Marcus Weymiller, TE Elias Nissen, OL Jackson Scott-Brown
South Dakota: QB Austin Simmons, OL Cody Jennings, OL Mason Scheidegger
South Dakota State: FB Luke Sellers, WR Adam Anderson, OL Evan Greenaway
Southern Illinois: WR Landon Lenoir, TE Nigel Kilby, LB Bryce Notree
Western Illinois: QB Sean McGuire, RB Steve McShane, DB Xavier Rowe
Youngstown State: TE Miles Joiner, DL Shereif Bynum, DB Chrispin Lee

All-Academic Team

First Team

S	Jared Beshore, MSU
QB	Taryn Christion, SDSU
LB	Jack Cochrane, USD
LB	Dalton Cox, SDSU
TE	Ben Ellefson, NDSU
OL	Wes Genant, SDSU
OL	Evan Greenaway, SDSU
C	Jacob Mamin, SIU
DE	Greg Menard, NDSU
QB	Easton Stick, NDSU
OL	Cal Twait, UNI
RB	Marcus Weymiller, UNI
DE	Kyle Williams, WIU

Second Team

S	Jeremy Chinn, SIU
LB	Armand Dellovade, YSU
PK	Austin Errthum, UNI
LB	Duncan Ferch, UNI
DB	Justin Fitzpatrick, WIU
SS	Robbie Grimsley, NDSU
OL	Drew Himmelman, ILS
QB	Peyton Huslig, MSU
DB	Zach Muniz, WIU
FB	Clint Ratkovich, WIU
WR	Darrius Shepherd, NDSU

Honorable Mention

DE Ryan Earith (SDSU); DB/ST Lance Eide (SDSU); DL Spencer Hopkins (USD); C Vitas Hryniewicz (YSU); QB Jake Kolbe (ILS); TE Zach Larkin (INS); LB Dan Marlette (NDSU); LB Quentin Moon (WIU); P Brady Schutt (USD); LB/ST Preston Tetzlaff (SDSU); OC Tanner Volson (NDSU); P Garret Wegner (NDSU)

All-Newcomer Team

Offense

QB	Ryan Boyle, INS
QB	Brady Davis, ILS
QB	Montgomery VanGorder, YSU
RB	Pierre Strong Jr., SDSU
WR	John Brunner, WIU
WR	Andrew Edgar, ILS
WR	Dante Hendrix, INS
WR	Deion McShane, UNI
TE	Miles Joiner, YSU
TE	Jordan Murray, MSU
OL	Isaiah Edwards, INS
OL	Tate Leavitt, INS
OL	Gabe Megginson, ILS
RS	Je'Quan Burton, SIU

Defense

LB	Ray Anderson, YSU
LB	Luke Giegling, SIU
LB	Chris Kolarevic, UNI
DL	Krockett Krolikowski, SDSU
DL	LaCale London, WIU
DL	Matt McClellan, MSU
DL	Romeo McKnight, ISU
DL	John Ridgeway, ISU
DL	Spencer Waage, NDSU
DB	Denzel Bonner, INS
DL	Brandon Snyder, USD
DL	Cameron Tisdale, USD

Players of the Week

Sept. 4: Bruce Anderson, NDSU (Off.); Alex Gray, USD (Def.); Tanner Volson, NDSU (OL); Dakota Caton, INS (ST); Brady Davis, ILS (NC).

Sept. 10: Austin Simmons, USD (Off.); Cade Johnson, SDSU (Off.); Darin Greenfield, USD (Def.); **Marquis Prophete, MSU (OL);** Brady Hale, SDSU (ST); Brady Davis, ILS (NC).

Sept. 17: Ja'Quan Keys, INS (Off.); **Tyler Lovelace, MSU (Def.);** Edward Miller, SDSU (OL); Steve McShane, WIU (ST); John Brunner, WIU (NC).

Sept. 24: Easton Stick, NDSU (Off.); Devin Taylor, ILS (Def.); Dillon Radunz, NDSU (OL); JT Bohlken, ILS (ST); Deion McShane, UNI (NC).

Oct. 1: Sean McGuire, WIU (Off.); Andrew Gray, USD (Def.); **Darius Joseph, MSU (Def.);** Cal Twait, UNI (OL); Garret Wegner, NDSU (ST); Montgomery VanGorder, YSU (NC).

Oct. 8: Easton Stick, NDSU (Off.); Andrew Gray, USD (Def.); Wyatt Wozniak, INS (OL); Chase Vinatieri, SDSU (ST); Ryan Boyle, INS (NC).

Oct. 15: Eli Dunne, UNI (Off.); James Hendricks, NDSU (Def.); Drew Himmelman, ILS (OL); Brady Hale, SDSU (ST); Brady Davis, ILS (NC).

Oct. 22: Steve McShane, WIU (Off.); Duncan Ferch, UNI (Def.); Austin Hopp, WIU (OL); Darrius Shepherd, NDSU (ST); Ryan Boyle, INS (NC).

Oct. 29: Matt DeSomer, SIU (Off.); Jonas Griffith, INS (Def.); Tanner Volson, NDSU (OL); Jerry Nunez, INS (ST); Ryan Boyle, INS (NC).

Nov. 5: Ryan Boyle, INS (Off.); Katrell Moss, INS (Def.); Evan Greenaway, SDSU (OL); Austin Errthum, UNI (ST); Ryan Boyle, INS (NC).

Nov. 12: Easton Stick, NDSU (Off.); Katrell Moss, INS (Def.); Gavin Wiggins, YSU (OL); Brady Schutt, USD (ST); Pierre Strong Jr., SDSU (NC).

Nov. 19: James Robinson, ILS (Off.); Korby Sander, UNI (Def.); Zack Johnson, NDSU (OL); Jerry Nunez, INS (ST); Pierre Strong Jr., SDSU (NC).

Off. - Offensive Player of the Week
 Def. - Defensive Player of the Week
 ST - Special Teams Player of the Week
 NC - Newcomer of the Week
 OL - Lineman of the Week

MVFC Individual Honors

Offensive Player of the Year:

QB Easton Stick,
North Dakota State

Defensive Player of the Year:

LB Jabril Cox, North Dakota State

Coach of the Year:

Curt Mallory, Indiana State

Newcomer of the Year:

QB Ryan Boyle, Indiana State

Freshman of the Year:

RB Pierre Strong Jr.,
South Dakota State



2018 MSU STARTERS BY GAME

OFFENSE	LT	LG	OC	RG	RT	TE	LWR	HWR	RWR	QB	TB
OSU	Christensen	Clardy	O'Brien	Prophete	Turner	Chio	Thomas	Denson	Currie	Huslig	Randall
LU	Christensen	Pryor	O'Brien	Prophete	Turner	Chio	Thomas	Denson	Vick	Huslig	Randall
NAU	Christensen	Pryor	O'Brien	Prophete	Turner	Murray	Thomas	Denson	Vick	Huslig	Randall
ILS	Christensen	Pryor	O'Brien	Prophete	Turner	Murray	Thomas	Vick	Currie	Huslig	Randall
USD	Christensen	Pryor	O'Brien	Prophete	Turner	Murray	Thomas	Vick	Currie	Huslig	Randall
INS	Christensen	Pryor	O'Brien	Prophete	Turner	Murray	Thomas	Vick	Currie	Huslig	Wilson
WIU	Turner	Pryor	O'Brien	Prophete	Clardy	Murray	Thomas	Vick	Currie	Huslig	Wilson
SIU	Prophete	Pryor	O'Brien	Clardy	Turner	Murray	Thomas	Vick	Currie	Huslig	Randall
SDSU	Turner	Pryor	O'Brien	Carter	Prophete	Murray	Thomas	Vick	Currie	Huslig	Randall
NDSU	Pryor	Clardy	O'Brien	Carter	Prophete	Murray	Thomas	Vick	Currie	Huslig	Randall
UNI	Pryor	Turner	O'Brien	Platko	Prophete	Murray	Thomas	Vick	Currie	Huslig	Randall

DEFENSE	LE	DT	DT	RE	SLB	MLB/NB	WLB	LCB	SS	FS	RCB
OSU	Hulse	Washington	Sutton	Johnson	Garbutt	Wilkes	Egbim	Sanders	Beshore	Carter	Rush
LU	Hulse	Washington	Becton	Johnson	Garbutt	Wilkes	Egbim	Sanders	Beshore	Carter	Rush
NAU	Hulse	Washington	Becton	Johnson	Garbutt	Henderson	Egbim	Sanders	Beshore	Carter	Joseph
ILS	Johnson	Washington	Becton	Hulse	Garbutt	Wilkes	Egbim	Sanders	Beshore	Carter	Joseph
USD	Johnson	Washington	Becton	McClellan	Garbutt	Rush	Egbim	Sanders	Beshore	Carter	Joseph
INS	Johnson	Sutton	Becton	McClellan	Lovelace	Garbutt	Egbim	Sanders	Beshore	Carter	Rush
WIU	Johnson	Sutton	Becton	McClellan	Garbutt	Wilkes	Egbim	Sanders	Beshore	Carter	Rush
SIU	Hulse	Sutton	Martin	McClellan	Garbutt	Joseph	Egbim	Sanders	Beshore	Carter	Rush
SDSU	Hulse	Becton	Martin	Johnson	Garbutt	Joseph	Egbim	Sanders	Beshore	Carter	Rush
NDSU	Hulse	Sutton	Martin	Johnson	Lovelace	Garbutt	Egbim	Joseph	Beshore	Carter	Rush
UNI	Hulse	Sutton	Martin	McClellan	Lovelace	Garbutt	Egbim	Sanders	Beshore	Carter	Joseph

2018 Missouri Valley Football Conference Standings

FINAL	Conf.	PF	PA	ALL	PF	PA
North Dakota St.*	8-0	328	114	15-0	622	189
South Dakota St.*	6-2	319	203	10-3	553	290
Northern Iowa*	5-3	220	177	7-6	333	277
Indiana State	5-3	238	238	7-4	349	310
Western Illinois	4-4	195	199	5-6	263	286
Illinois State	3-5	221	191	6-5	350	220
Youngstown State	3-5	174	217	4-7	254	299
South Dakota	3-5	217	294	4-7	294	376
Missouri State	2-6	144	306	4-7	253	396
Southern Illinois	1-7	197	314	2-9	331	448

*NCAA FCS playoff qualifier (NDSU won its seventh title in eight years).



NCAA Division I FCS Championship Game Results

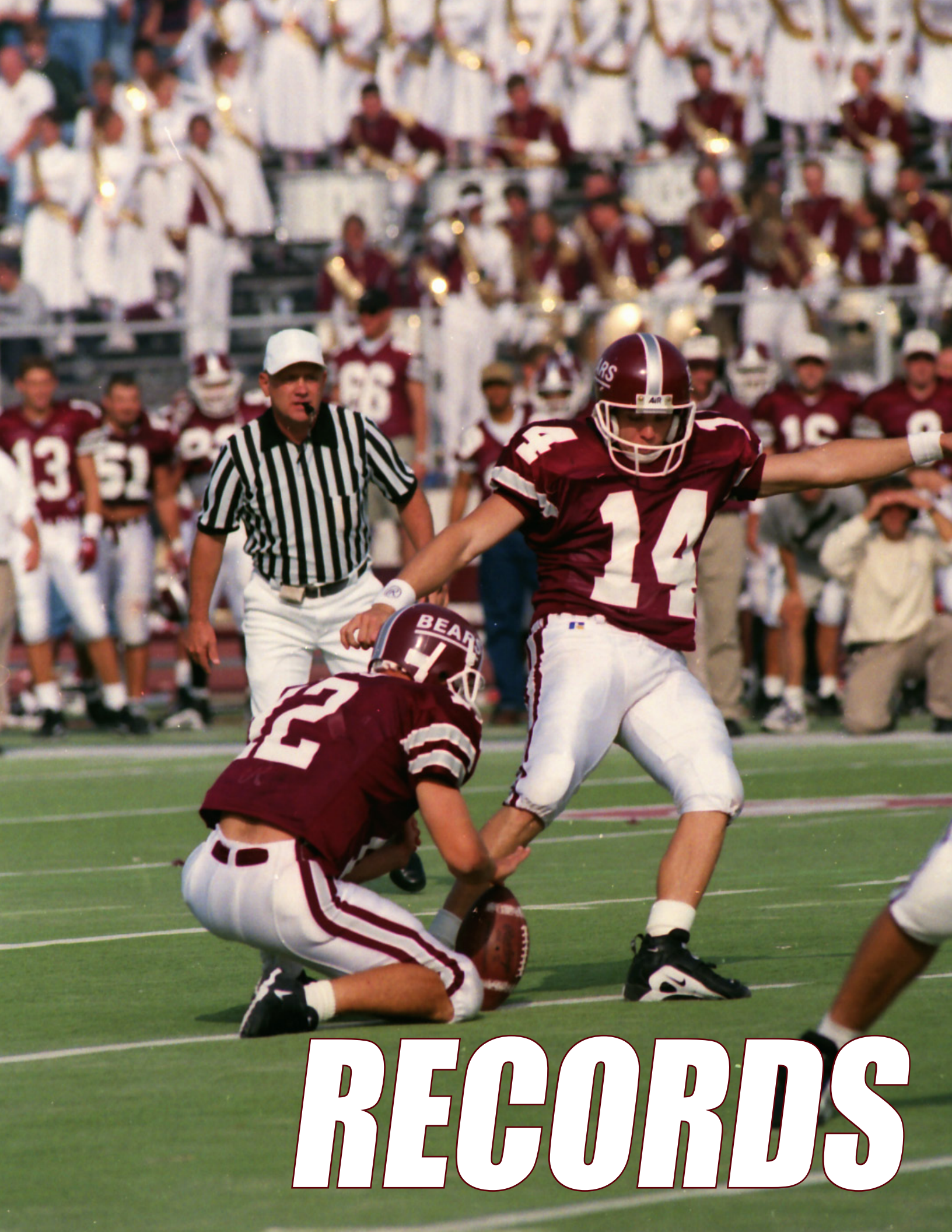
Year	Result	Winning Coach	Game Site	Attendance
1978	Florida A&M 35, Massachusetts 28	Rudy Hubbard	Wichita Falls, Texas	13,604
1979	Eastern Kentucky 30, Lehigh 7	Roy Kidd	Orlando, Fla.	5,500
1980	Boise State 31, Eastern Kentucky 29	Jim Criner	Sacramento, Calif.	8,157
1981	Idaho State 34, Eastern Kentucky 23	Dave Kragthorpe	Wichita Falls, Texas	11,003
1982	Eastern Kentucky 17, Delaware 14	Roy Kidd	Wichita Falls, Texas	11,257
1983	Southern Illinois 43, Western Carolina 7	Rey Dempsey	Charleston, S.C.	15,950
1984	Montana State 19, Louisiana Tech 6	Dave Arnold	Charleston, S.C.	9,125
1985	Georgia Southern 44, Furman 42	Erk Russell	Tacoma, Wash.	5,306
1986	Georgia Southern 48, Arkansas State 21	Erk Russell	Tacoma, Wash.	4,419
1987	Northeast Louisiana 43, Marshall 42	Pat Collins	Pocatello, Idaho	11,513
1988	Furman 17, Georgia Southern 12	Jimmy Satterfield	Pocatello, Idaho	11,500
1989	Georgia Southern 37, Stephen F. Austin 34	Erk Russell	Statesboro, Ga.	25,725
1990	Georgia Southern 36, Nevada 13	Tim Stowers	Statesboro, Ga.	23,204
1991	Youngstown State 25, Marshall 17	Jim Tressel	Statesboro, Ga.	12,667
1992	Marshall 31, Youngstown State 28	Jim Donnan	Huntington, W.Va.	31,304
1993	Youngstown State 17, Marshall 5	Jim Tressel	Huntington, W.Va.	29,218
1994	Youngstown State 28, Boise State 14	Jim Tressel	Huntington, W.Va.	27,674
1995	Montana 22, Marshall 20	Don Read	Huntington, W.Va.	32,106
1996	Marshall 49, Montana 29	Bob Pruett	Huntington, W.Va.	30,052
1997	Youngstown State 10, McNeese State 9	Jim Tressel	Chattanooga, Tenn.	14,771
1998	Massachusetts 55, Georgia Southern 43	Mark Whipple	Chattanooga, Tenn.	17,501
1999	Georgia Southern 59, Youngstown St. 24	Paul Johnson	Chattanooga, Tenn.	20,052
2000	Georgia Southern 27, Montana 25	Paul Johnson	Chattanooga, Tenn.	17,156
2001	Montana 13, Furman 6	Joe Glenn	Chattanooga, Tenn.	12,698
2002	Western Kentucky 34, McNeese State 14	Jack Harbaugh	Chattanooga, Tenn.	12,360
2003	Delaware 40, Colgate 0	K. C. Keeler	Chattanooga, Tenn.	14,281
2004	James Madison 31, Montana 21	Mickey Matthews	Chattanooga, Tenn.	16,771
2005	Appalachian State 21, UNI 16	Jerry Moore	Chattanooga, Tenn.	20,236
2006	Appalachian State 28, Massachusetts 17	Jerry Moore	Chattanooga, Tenn.	22,808
2007	Appalachian State 49, Delaware 21	Jerry Moore	Chattanooga, Tenn.	23,010
2008	Richmond 24, Montana 7	Mike London	Chattanooga, Tenn.	17,823
2009	Villanova 23, Montana 21	Andy Talley	Chattanooga, Tenn.	14,328
2010	Eastern Washington 20, Delaware 19	Beau Baldwin	Frisco, Texas	13,027
2011	North Dakota State 17, Sam Houston St. 6	Craig Bohl	Frisco, Texas	20,586
2012	North Dakota State 39, Sam Houston St. 13	Craig Bohl	Frisco, Texas	21,411
2013	North Dakota State 35, Towson 7	Craig Bohl	Frisco, Texas	19,802
2014	North Dakota State 29, Illinois State 27	Chris Klieman	Frisco, Texas	20,918
2015	North Dakota State 37, Jacksonville State 10	Chris Klieman	Frisco, Texas	21,836
2016	James Madison 28, Youngstown State 14	Mike Houston	Frisco, Texas	14,423
2017	North Dakota State 17, James Madison 13	Chris Klieman	Frisco, Texas	19,090
2018	North Dakota State 38, Eastern Wash. 24	Chris Klieman	Frisco, Texas	17,802

NCAA Division I FCS Playoff Results by MVFC School

Team	Yrs.	W	L	Pct.
North Dakota State (2010-11-12-13-14-15-16-17-18)	9	32	2	.941
Youngstown State (1987-89-90-91-92-93-94-97-98-00-06-16)	12	29	8	.784
UNI (85-87-90-91-92-93-94-95-96-2001-03-05-07-08-10-11-14-15-17-18)	20	24	20	.545
Illinois State (1998-99-06-12-14-15-16)	7	8	7	.533
Southern Illinois (1983-2003-04-05-06-07-08-09)	8	8	7	.533
*Western Kentucky (1987-88-97-2000-01-02-03-04)	8	8	7	.533
South Dakota State (2009-12-13-14-15-16-17-18)	8	8	8	.500
South Dakota (2017)	1	1	1	.500
Indiana State (1983-84-2014)	3	2	3	.400
Western Illinois (1988-91-96-97-98-2000-02-03-10-15-17)	11	7	11	.389
*Eastern Illinois (1982-83-86-89-95)	5	3	5	.375
Missouri State (1989-90)	2	1	2	.333

*Eastern Illinois left the Valley after 1995; Western Kentucky joined in 2001 and left after 2006.





RECORDS



1909

Coach Walter Langston

10/6	Springfield HS	W	29	0
10/16	Monett HS	W	11	0
10/19	Drury	L	0	6
11/6	Aurora HS	W	28	6
11/19	at Drury	L	6	15
11/25	at Pittsburg State	W	6	0
Total (4-2)			80	27

1910

Coach Corliss Buchanan

10/11	Drury	W	3	0
10/17	at Missouri S&T	L	0	24
11/14	Central Missouri	L	0	15
11/24	at Pittsburg State	L	5	6
12/3	at Drury	L	9	11
Total (1-4)			17	56

1911

Coach Corliss Buchanan

9/30	at Arkansas	L	0	100
10/14	at Missouri S&T	L	0	37
10/28	at Central Missouri	L	0	34
11/4	Verona Town	W	16	0
11/11	at Drury	L	6	16
11/25	at Saint Louis	L	0	28
11/30	at Pittsburg State	L	0	5
Total (1-6)			22	220



Arthur Briggs ▽ 1912-33

1912

Coach Arthur Briggs

10/18	at Missouri S&T	L	0	64
10/25	Drury	L	0	79
11/28	at Pittsburg State	L	0	150
Total (0-3)			0	293

1913 - No Team

1914

Coach Arthur Briggs

9/25	Marshfield HS	W	32	0
10/3	Monett HS	W	39	0
10/9	Marionville College	W	20	0
10/23	Pittsburg State	W	6	0
10/31	Kansas Mines	W	39	0
11/14	at Marionville College	W	19	0
Total (6-0)			155	0

1915

Coach Arthur Briggs

10/8	Marionville College	W	97	0
10/15	at Missouri S&T	L	20	51
10/23	at Pittsburg State	L	15	21
10/29	Arkansas (Freshman)	W	26	19
11/12	at Central Methodist	W	16	0
11/25	at Drury	W	15	7
Total (4-2)			189	98

1916

Coach Arthur Briggs

10/6	at Westminster (Mo.)	L	6	21
10/27	Verona Acad. (Mo.)	W	77	0
11/3	Pittsburg State	L	2	23
11/17	at NW Missouri St.	W	46	0
11/24	Truman State	T	6	6
11/30	at Drury	T	7	7
Total (2-2-2)			144	57

1917

Coach Arthur Briggs

10/19	NW Missouri State	W	56	0
10/26	at Truman State	W	23	0
11/2	at Missouri Wesleyan	L	0	17
11/16	SE Missouri State	W	30	0
11/29	at Drury	L	0	19
Total (3-2)			109	36

1918

Coach Paul Andrews

11/2	Pittsburg State	W	14	6
11/22	at Arkansas	L	6	12
11/28	at Missouri Wesleyan	L	0	16
Total (1-2)			20	34

1919

Coach Arthur Briggs

10/11	Pittsburg State	L	0	14
10/17	Kemper Academy	W	13	7
10/25	at Camp Pike	L	5	47
11/8	Missouri Valley	W	49	0
11/14	at Missouri S&T	L	0	32
11/22	Missouri Wesleyan	L	7	14
11/27	SE Missouri State	W	26	0
Total (3-4)			100	114

1920

Coach Arthur Briggs

10/2	at Camp Pike	L	6	13
10/9	at Pittsburg State	L	7	13
10/15	Missouri S&T	L	0	33
10/22	at Missouri Wesleyan	L	15	33
10/29	Missouri Valley	W	26	14
11/5	at William Jewell	L	0	14
11/12	at SE Missouri State	W	35	0
11/19	Culver-Stockton	cancelled		
11/25	Drury	L	7	10
Total (2-6)			96	130

1921

Coach Arthur Briggs

9/30	at Arkansas Tech	L	0	21
10/7	Missouri Wesleyan	L	0	10
10/14	at Missouri S&T	L	6	66
10/20	SE Missouri State	W	7	0
10/28	Tarkio	L	0	2
11/4	William Jewell	L	0	10
11/11	at Missouri Valley	W	14	7
11/24	Drury	W	16	13
Total (3-5)			43	129

1922

Coach Arthur Briggs

9/28	NW Missouri State	W	33	6
10/13	SE Missouri State	W	67	0
10/27	Tarkio	W	50	0
11/3	at Missouri Wesleyan	W	7	6
11/11	Central Wesleyan	W	84	6
11/17	Culver-Stockton	W	19	0
11/30	at Drury	W	28	0
Total (7-0)			288	18

1923

Coach Arthur Briggs

9/29	Memphis	W	20	0
10/6	at Missouri	L	0	10
10/11	SE Missouri State	W	46	3
10/19	Culver-Stockton	W	32	2
10/26	Cumberland	W	17	0
11/2	at NW Missouri State	W	14	7
11/17	Arkansas-Little Rock	W	32	6
11/22	at Missouri Valley	L	0	14
11/29	McKendree	W	26	0
Total (7-2)			187	42

1924

Coach Arthur Briggs

9/27	at Saint Louis	L	0	8
10/4	at Arkansas	L	0	47
10/17	NW Missouri State	L	0	3
10/25	Central Missouri	L	0	7
10/31	at SE Missouri State	L	6	9
11/7	Little Rock College	L	13	14
11/15	Truman State	T	0	0
11/27	Missouri S&T	W	13	10
Total (1-6-1, 0-3-1 MIAA)			32	98

1925

Coach Arthur Briggs

9/26	Ozark Wesleyan	W	48	0
10/3	at Saint Louis	T	0	0
10/16	McKendree	W	19	0
10/24	at Central Missouri	L	0	7
10/31	SE Missouri State	W	40	0
11/6	Truman State	W	10	0
11/13	at NW Missouri State	T	3	3
11/27	Missouri S&T	L	7	13
Total (4-2-2, 2-1-1 MIAA)			127	23

1926

Coach Arthur Briggs

9/20	Southwest Baptist	W	46	0
10/2	at Saint Louis	L	0	12
10/8	at SE Missouri State	W	6	0
10/15	McKendree	W	10	0
10/22	NW Missouri State	L	0	3
10/29	Central Missouri	L	0	7
11/12	at Truman State	L	7	44
11/25	Missouri S&T	L	0	21
Total (3-5, 1-3 MIAA)			69	87

1927

Coach Arthur Briggs

9/24	Southwest Baptist	W	94	0
9/30	Lyon	W	12	0
10/8	at Saint Louis	L	0	7
10/15	at Central Missouri	L	0	20
10/28	at NW Missouri State	W	15	6
11/4	Truman State	L	0	6
11/11	SE Missouri State	W	6	0
Total (4-3, 2-2 MIAA)			127	39

1928

Coach Arthur Briggs

9/21	McKendree	W	28	0
9/29	Shurtleff	W	26	0
10/6	at Saint Louis	W	7	0
10/12	Lyon	W	12	0
10/19	at SE Missouri State	W	40	0
10/26	NW Missouri State	W	14	0
11/2	at Truman State	T	0	0
11/9	Central Missouri	W	6	0
11/16	at Central Methodist	L	0	13
Total (7-1-1, 3-0-1 MIAA)			133	13

1929

Coach Arthur Briggs

9/27	McKendree	W	22	6
10/5	at Benedictine	W	7	6
10/11	SE Missouri State	W	6	0
10/18	at NW Missouri State	L	0	7
10/25	Lyon	W	32	6
11/1	Truman State	T	0	0
11/8	Sterling	L	0	21
11/15	at Central Missouri	W	6	0
11/21	Pittsburg State	W	14	10
Total (6-2-1, 2-1-1 MIAA)			87	56

1930

Coach Arthur Briggs

9/19	Shurtleff	L	6	13
9/26	McKendree	W	44	6
10/3	Benedictine	W	20	0
10/10	Central Missouri	W	13	0
10/17	Kansas Wesleyan	W	7	14
10/31	at Truman State	L	7	13
11/7	at Pittsburg State	L	6	25
11/14	NW Missouri State	L	7	26
11/21	at SE Missouri State	W	20	6
Total (4-5, 2-2 MIAA)			130	103

1931

Coach Arthur Briggs

10/2	Benedictine	W	22	0
10/9	at NW Missouri State	L	0	7
10/16	Connors State	W	59	6
10/30	Truman State	T	0	0
11/6	Doane (Neb.)	W	48	0
11/13	at Central Missouri	W	20	14
11/20	SE Missouri State	W	34	6
11/26	at Pittsburg State	L	0	20
Total (5-2-1, 2-1-1 MIAA)			183	53

1932


Coach Arthur Briggs

9/23	Lyon	W	26	0
10/7	NW Missouri State	W	7	0
10/14	at Truman State	L	7	31
10/28	Missouri S&T	L	7	34
11/4	at SE Missouri State	W	29	20
11/11	Central Missouri	T	0	0
11/24	Pittsburg State	T	0	0
Total (3-2-2, 2-2-1 MIAA)			76	85

1933

Coach Arthur Briggs

9/29	Lyon	W	27	0
10/6	Chillico Indian School	W	32	0
10/13	at NW Missouri State	L	6	19
10/20	Truman State	L	0	32
10/27	at Missouri S&T	L	6	40
11/3	SE Missouri State	L	13	22
11/10	at Central Missouri	L	6	21
Total (2-5, 0-4 MIAA)			90	134



A.J. McDonald ▽ 1934-37

1934

Coach A.J. McDonald

9/27	Lyon	T	0	0
10/5	at Northeastern St. (Okla.)	L	6	33
10/12	NW Missouri State	L	12	13
10/19	at Truman State	L	0	52
11/2	at SE Missouri State	L	7	29
11/9	Central Missouri	W	6	0
11/16	Missouri S&T	L	0	49
Total (1-5-1, 1-3 MIAA)			31	176

1935


Coach A.J. McDonald

9/27	Northeastern Okla. A&M	L	13	14
10/4	Northeastern State (Okla.)	L	6	18
10/11	at NW Missouri State	L	0	7
10/19	at Missouri S&T	W	7	2
10/25	Truman State	L	0	27
11/1	at Central Missouri	T	13	13
11/8	Central Methodist	W	14	0
11/15	SE Missouri State	W	6	0
Total (3-4-1, 2-2-1, MIAA)			59	81

1936

Coach A.J. McDonald

9/25	at NE'm Okla. A&M	T	6	6
10/2	Northwestern Okla. State	L	0	14
10/9	Central Missouri*	L	0	13
10/16	at Truman State	L	2	14
10/23	NW Missouri State*	L	0	13
10/30	at SE Missouri State*	L	0	20
11/6	at Central Methodist	W	34	0
11/13	Missouri S&T*	T	13	13
Total (1-5-2, 0-4-1 M/A)			55	93



Howard Blair ▽ 1938-46

1938**Coach Howard Blair**

9/30	at Central Methodist	W	7	0
10/7	Northeastern St. (Okla.)	T	0	0
10/14	at Truman State	L	0	20
10/21	NW Missouri State	L	0	7
10/29	Central Missouri	T	13	13
11/11	Missouri S&T	W	19	7
11/18	at SE Missouri State	W	12	7
11/26	Southwestern (Kan.)	W	20	0
Total (4-2-2, 2-2-1 MIAA)			71	54

1939**Coach Howard Blair**

9/29	Northeastern St. (Okla.)	W	12	0
10/6	Southeastern Okla. St.	W	19	14
10/13	at NW Missouri State	L	0	21
10/21	Truman State	W	27	0
10/28	at Missouri S&T	W	20	6
11/4	Nebraska-Kearney	cancelled		
11/10	at Central Missouri	T	13	13
11/17	SE Missouri State	W	6	0
11/23	Hastings	W	25	21
11/30	Arkansas-Pine Bluff	W	7	0
Total (7-1-1, 3-1-1 MIAA)			129	75

1940**Coach Howard Blair**

9/27	Northeastern St. (Okla.)	W	38	0
10/4	at Pittsburg State	W	34	0
10/11	at Truman State	W	28	0
10/18	NW Missouri State	W	13	0
10/25	Southwestern (Kan.)	W	20	0
11/2	Missouri S&T	W	27	7
11/8	Central Missouri	W	13	0
11/15	at SE Missouri State	W	21	7
11/21	Arkansas-Pine Bluff	W	34	0
11/30	Hastings	W	51	6
Total (10-0, 5-0 MIAA)			279	20

1941**Coach Howard Blair**

9/19	Southeastern Okla. St.	W	46	0
9/26	Culver-Stockton	W	33	0
10/3	Pittsburg State	W	19	0
10/10	at NW Missouri State	W	13	7
10/18	Truman State	W	19	14
10/25	Northeastern Okla. St.	L	14	20
11/1	at Missouri S&T	L	0	3
11/8	at Central Missouri	L	0	7
11/14	SE Missouri State	W	32	21
11/21	Baker	W	40	0
11/26	Southwestern (Kan.)	W	6	0
Total (8-3, 3-2 MIAA)			222	72

1942**Coach Howard Blair**

9/18	at Rockhurst	L	12	14
9/25	at Murray State	L	6	24
10/2	at Pittsburg State	L	13	19
10/9	Memphis	L	0	6
10/23	NW Missouri State	W	14	13
10/31	Southwestern (Kan.)	T	7	7
11/7	Missouri S&T	L	0	13
11/14	Central Missouri	W	21	0
11/20	at SE Missouri State	L	6	19
11/26	Central Oklahoma	L	7	14
Total (2-7-1, 2-2 MIAA)			86	129

1943-44 - No Teams

1945**Coach Howard Blair**

9/21	at Central Missouri	L	0	6
9/29	Rockhurst	W	6	0
10/5	at Pittsburg State	T	0	0
10/13	at Missouri S&T	W	20	12
10/20	at Rockhurst	W	25	0
10/26	Missouri S&T	W	18	7
11/3	Northeastern Okla. A&M	W	33	25
11/10	Pittsburg State	T	12	12
11/22	Missouri JV	L	6	7
Total (5-2-2)			120	69

1946**Coach Howard Blair**

9/20	Rockhurst	L	6	12
10/4	Pittsburg State	L	0	14
10/11	at NW Missouri State	L	0	7
10/19	Truman State	L	19	26
10/25	Northeastern Okla. St.	W	25	21
11/2	at Missouri S&T	L	0	12
11/8	at Central Missouri	W	12	7
11/16	SE Missouri State	L	0	27
Total (2-6, 1-4 MIAA)			62	126

1947**Coach Tommy O'Boyle**

9/19	at Rockhurst	W	20	0
9/26	Benedictine	W	21	6
10/3	at Pittsburg State	W	21	0
10/10	at Truman State	W	14	6
10/18	NW Missouri State	T	7	7
10/24	Northeastern Okla. St.	W	13	6
10/31	Missouri S&T	W	14	7
11/8	Central Missouri	W	13	0
11/14	at SE Missouri State	L	0	13
11/27	Southwestern (Kan.)	L	6	20
Total (7-2-1, 3-1-1 MIAA)			129	65

1948**Coach Tommy O'Boyle**

9/17	Rockhurst	W	18	0
9/25	at Benedictine	W	14	6
10/1	Pittsburg State	W	13	0
10/8	at NW Missouri State	L	13	14
10/15	Truman State	W	12	6
10/22	Austin	W	25	6
10/30	at Missouri S&T	W	18	0
11/5	at Central Missouri	W	25	0
11/13	SE Missouri State	W	54	0
11/20	Northeastern State	W	21	0
Mo-Kan Bowl, Kansas City, Mo.				
12/4	vs. Emporia State	L	20	34
Total (9-2, 4-1 MIAA)			233	66



Fred Thomsen ▽ 1949-52

1949**Coach Fred Thomsen**

9/17	Central Arkansas	W	24	6
9/24	Northeastern State	W	29	6
9/30	at Pittsburg State	L	14	27
10/7	at Truman State	W	33	12
10/14	NW Missouri State	T	14	14
10/22	at Austin	L	0	33
10/29	Missouri S&T	L	7	33
11/5	Central Missouri	W	28	18
11/11	at SE Missouri State	W	21	6
11/19	at Emporia State	L	13	44
Total (5-4-1, 3-1-1 MIAA)			183	199

1950**Coach Fred Thomsen**

9/16	at Central Arkansas	L	13	21
9/22	at Northeastern State	W	13	7
9/30	Pittsburg State	W	20	7
10/6	Truman State	T	19	19
10/14	at NW Missouri State	W	41	14
10/20	at Delta State	L	7	47
10/28	at Missouri S&T	L	34	35
11/4	at Central Missouri	W	27	12
11/11	SE Missouri State	W	35	0
11/18	Emporia State	T	14	14
11/23	Missouri Valley	L	0	26
Total (5-4-2, 3-1-1)			223	202

1951**Coach Fred Thomsen**

9/15	Central Arkansas	W	19	0
9/22	Northeastern State	L	7	40
9/29	at Pittsburg State	L	0	28
10/4	NW Missouri State	W	19	6
10/11	at Truman State	T	19	19
10/20	at Delta State	W	27	26
10/27	Missouri S&T	W	13	7
11/3	Central Missouri	W	31	6
11/9	at SE Missouri State	W	7	6
11/17	Missouri Valley	L	7	14
Total (6-3-1, 4-0-1)			149	152

1952**Coach Fred Thomsen**

9/19	at Benedictine	W	6	0
9/27	Pittsburg State	L	0	14
10/4	Truman State	L	14	19
10/9	at NW Missouri State	L	27	31
10/16	Missouri JV	L	7	47
10/25	at Missouri S&T	L	20	25
10/31	at Central Missouri	L	6	7
11/8	SE Missouri State	W	7	0
11/15	Nebraska Wesleyan	W	32	14
Total (3-6, 1-4 MIAA)			119	157

1953**Coach Bill Dellastatious**


9/19	Benedictine	L	6	14
9/26	at Pittsburg State	L	0	6
10/2	at Truman State	L	7	27
10/10	NW Missouri State	W	13	0
10/17	Eastern New Mexico	L	12	29
10/24	at SE Missouri State	L	7	28
10/31	Missouri S&T	W	19	6
11/7	Central Missouri	W	19	7
11/14	Washburn	L	7	27
Total (3-6, 3-2 MIAA)			90	144

1954**Coach Bill Dellastatious**

9/17	Missouri Valley	W	21	7
9/24	Fort Hays State	L	0	6
10/2	at Missouri S&T	L	12	18
10/9	at Central Missouri	W	13	7
10/15	Truman State	L	0	20
10/23	at NW Missouri State	L	6	20
10/30	SE Missouri State	L	0	27
11/13	at Washburn	L	6	14
Total (2-6, 1-4 MIAA)			58	119

1955**Coach Harold Stratton**

9/16	at Missouri Valley	L	0	14
9/24	at Fort Hays State	L	7	19
10/1	Emporia State	W	27	26
10/8	Missouri S&T	L	7	13
10/15	Central Missouri	L	0	13
10/21	at SE Missouri State	L	0	14
10/29	at Truman State	L	7	21
11/5	NW Missouri State	W	20	14
11/11	Washburn	T	21	21
Total (2-6-1, 1-4 MIAA)			89	155



Aldo Sebben ▽ 1956-60

1956**Coach Aldo Sebben**

9/15	William Jewell	L	6	27
9/22	at Pittsburg State	L	7	19
9/29	at Emporia State	L	0	13
10/6	Missouri Valley	L	6	7
10/13	SE Missouri State	W	25	0
10/20	at Missouri S&T	W	9	7
10/27	at NW Missouri State	W	10	7
11/3	Truman State	L	19	26
11/9	at Central Missouri	L	0	14
Total (3-6, 3-2 MIAA)			82	120

1957**Coach Aldo Sebben**

9/14	at William Jewell	T	7	7
9/21	Pittsburg State	L	0	13
9/28	Emporia State	W	33	13
10/5	at Missouri Valley	W	37	13
10/12	NW Missouri State	W	3	0
10/19	at Truman State	W	32	26
10/26	Central Missouri	L	6	35
11/2	at SE Missouri State	L	0	20
11/9	Missouri S&T	L	0	3
Total (4-4-1, 2-3 MIAA)			118	130

1958**Coach Aldo Sebben**

9/13	Benedictine	L	21	25
9/20	at Pittsburg State	W	7	6
9/27	at Emporia State	W	14	0
10/4	Missouri Valley	L	7	34
10/10	at Truman State	L	7	39
10/18	NW Missouri State	W	13	0
10/25	at SE Missouri State	L	6	19
11/1	at Central Missouri	W	19	14
11/8	Missouri S&T	L	19	36
Total (4-5, 2-3 MIAA)			113	173

1959**Coach Aldo Sebben**

9/12	at Benedictine	W	19	6
9/19	Pittsburg State	L	7	18
9/26	Emporia State	W	12	7
10/3	at Missouri Valley	W	13	6
10/10	Truman State	L	20	33
10/17	at NW Missouri State	L	12	14
10/24	SE Missouri State	L	7	17
10/31	Central Missouri	W	28	8
11/7	at Missouri S&T	L	8	32
Total (4-5, 1-4 MIAA)			126	141

1960**Coach Aldo Sebben**

9/17	at Pittsburg State.....	L	0	6
9/24	at Emporia State.....	L	0	6
10/1	Missouri Valley.....	L	0	29
10/8	Benedictine.....	L	0	22
10/15	at Central Missouri*.....	W	19	6
10/22	Missouri S&T*.....	W	20	7
10/29	at Truman State*.....	L	0	24
11/5	NW Missouri State*.....	L	13	16
11/12	at SE Missouri State*.....	L	0	21
Total (2-7, 2-3 MIAA)...			52	137



Orville Pottenger ▽ 1961-64

1961

Coach Orville Pottenger

9/16	Pittsburg State.....	L	0	21
9/23	Emporia State.....	W	19	12
9/30	at Missouri Valley.....	T	7	7
10/7	at Benedictine.....	W	7	0
10/14	Central Missouri*.....	L	14	22
10/21	at Missouri S&T*.....	L	6	13
10/28	Truman State*.....	L	7	12
11/4	at NW Missouri State*...W		34	7
11/11	SE Missouri State*.....	W	15	6
Total (4-4-1, 2-3 MIAA)...			109	100

1962

Coach Orville Pottenger

9/15	at Pittsburg State.....	L	7	14
9/22	at Emporia State.....	W	14	7
9/29	Missouri Valley.....	W	35	20
10/6	Benedictine.....	T	13	13
10/13	NW Missouri State*.....	W	33	0
10/20	at SE Missouri State*.....	L	0	21
10/27	at Central Missouri*.....	W	27	0
11/3	Missouri S&T*.....	W	28	3
11/10	at Truman State*.....	L	20	60
Total (5-3-1, 3-2 MIAA)...			177	138

1963


Coach Orville Pottenger

9/14	Pittsburg State.....	W	21	0
9/21	at Emporia State.....	W	14	0
9/28	Drake.....	W	13	6
10/12	at NW Missouri State*.....	W	47	0
10/19	SE Missouri State*.....	W	27	16
10/26	Central Missouri*.....	W	59	0
11/2	at Missouri S&T*.....	W	42	0
11/9	Truman State*.....	W	15	6
11/16	Akron University.....	W	13	12
Mineral Water Bowl, Excelsior Springs, Mo.				
11/30	vs. Northern Illinois.....	L	14	21
Total (9-1, 5-0 MIAA)...			265	61

1964

Coach Orville Pottenger

9/19	Emporia State.....	W	21	14
9/26	at Akron University.....	L	0	17
10/3	Henderson State.....	W	21	3
10/10	at Pittsburg State.....	W	13	0
10/17	at SE Missouri State*.....	L	14	17
10/24	at Central Missouri*.....	W	35	0
10/31	Missouri S&T*.....	W	49	13
11/7	at Truman State*.....	L	0	14
11/14	NW Missouri State*.....	W	42	0
11/21	Lamar Tech.....	L	7	14
Total (6-4, 3-2 MIAA)...			202	92



Jim Mentis ▽ 1965-68

1965

Coach Jim Mentis

9/18	at Emporia State.....	W	38	13
9/25	Okl. Panhandle State...W		35	13
10/2	at Drake.....	L	8	24
10/9	Pittsburg State.....	W	13	0
10/16	SE Missouri State*.....	W	27	13
10/23	Central Missouri*.....	W	35	14
10/30	at Missouri S&T*.....	W	14	0
11/6	Truman State*.....	L	0	28
11/13	at NW Missouri State*...W		41	15
11/20	at Southern Illinois.....	L	6	19
Total (7-3, 4-1 MIAA)...			217	139

1966

Coach Jim Mentis

9/17	Emporia State.....	W	48	7
9/24	at Lamar Tech.....	L	12	55
10/1	Washburn.....	W	21	6
10/8	at Pittsburg State.....	L	6	7
10/15	Missouri S&T*.....	W	39	10
10/22	at Truman State*.....	W	27	6
10/29	NW Missouri State*.....	W	20	7
11/5	at SE Missouri State*.....	W	20	7
11/12	at Central Missouri*.....	W	10	0
11/19	Southern Illinois.....	L	0	19
Mineral Water Bowl, Excelsior Springs, Mo.				
11/26	vs. Adams State.....	L	8	14
Total (7-4, 5-0 MIAA)...			211	138

1967


Coach Jim Mentis

9/16	at Emporia State.....	W	27	13
9/23	Texas A&M-Commerce.....	L	15	37
9/30	at Washburn.....	W	30	7
10/7	Pittsburg State.....	L	0	7
10/14	at Missouri S&T*.....	W	21	9
10/21	Truman State*.....	L	0	16
10/28	at NW Missouri State*...W		7	6
11/4	SE Missouri State*.....	L	0	31
11/11	Central Missouri*.....	L	9	40
11/18	at Hillsdale College.....	L	6	14
Total (4-6, 2-3 MIAA)...			115	180

1968

Coach Jim Mentis

9/21	Central Oklahoma.....	L	7	34
9/28	at Texas A&M-Commerce.....	L	0	52
10/5	at Pittsburg State.....	L	20	27
10/12	Illinois-Chicago.....	L	14	21
10/19	at Truman State.....	L	13	24
10/26	NW Missouri State*.....	W	30	21
11/2	at SE Missouri State*.....	L	6	19
11/9	at Central Missouri*.....	L	7	35
11/16	Missouri S&T*.....	W	14	9
11/22	vs. Southern Ill. (at St. Louis)...	L	6	68
Total (2-8, 2-3 MIAA)...			117	310



Don Cross ▽ 1969-75

1969

Coach Don Cross

9/20	at Central Oklahoma.....	L	0	25
9/27	at Lincoln.....	L	0	35
10/4	Pittsburg State.....	L	14	34
10/11	Hillsdale College.....	L	0	9
10/18	Truman State*.....	L	0	23
10/25	at NW Missouri State*.....	L	16	20
11/1	SE Missouri State*.....	L	29	33
11/8	Central Missouri*.....	L	13	52
11/15	at Missouri S&T*.....	L	12	45
11/22	Southern Illinois.....	L	7	41
Total (0-10, 0-5 MIAA)...			91	317

1970

Coach Don Cross

9/19	Central Oklahoma.....	L	0	28
9/26	at Pittsburg State.....	L	13	56
10/2	at Illinois-Chicago.....	W	26	13
10/10	at SE Missouri State*.....	L	0	24
10/17	Central Missouri*.....	L	14	28
10/24	at Missouri S&T*.....	T	14	14
10/31	Henderson State.....	L	12	14
11/7	Truman State*.....	L	20	35
11/14	at NW Missouri State*...W		31	8
11/21	Lincoln*.....	L	18	19
Total (2-7-1, 1-4-1 MIAA)...			148	239

1971

Coach Don Cross

9/18	at Central Oklahoma.....	L	0	33
9/25	Pittsburg State.....	L	7	10
10/2	Illinois State.....	L	18	21
10/9	SE Missouri State*.....	L	6	35
10/16	at Central Missouri*.....	L	13	16
10/23	Missouri S&T*.....	T	20	32
10/30	at Eastern Illinois.....	L	21	32
11/6	at Truman State*.....	L	16	20
11/13	NW Missouri State*.....	W	26	13
11/20	Lincoln*.....	L	7	13
Total (1-8-1, 1-4-1 MIAA)...			134	213

1972

Coach Don Cross

9/16	Central Oklahoma.....	L	18	39
9/23	at Pittsburg State.....	W	37	20
9/30	at Illinois State.....	L	7	42
10/7	at SE Missouri State*.....	L	7	10
10/14	Central Missouri*.....	W	31	25
10/21	at Missouri S&T*.....	W	3	0
10/28	Eastern Illinois.....	W	41	37
11/4	Truman State*.....	L	7	20
11/11	at NW Missouri State*.....	L	7	14
11/18	Lincoln*.....	L	27	52
Total (4-6, 2-4 MIAA)...			185	259

1973

Coach Don Cross

9/15	at Central Oklahoma.....	L	0	21
9/22	Pittsburg State.....	L	13	14
9/29	Illinois State.....	L	3	20
10/6	SE Missouri State*.....	L	6	13
10/13	at Central Missouri*.....	L	13	17
10/20	Missouri S&T*.....	W	49	32
10/27	at Evansville.....	L	14	42
11/3	at Truman State*.....	L	14	20
11/10	NW Missouri State*.....	W	24	19
11/17	Lincoln*.....	W	17	0
Total (3-7, 3-3 MIAA)...			153	198

1974


Coach Don Cross

9/14	Emporia State.....	W	24	13
9/21	at Pittsburg State.....	W	26	3
9/28	at Illinois State.....	L	0	28
10/5	Missouri Southern.....	W	41	26
10/12	Central Missouri*.....	W	37	26
10/19	at SE Missouri State*.....	L	20	39
10/26	at NW Missouri State*...W		29	24
11/9	Lincoln*.....	W	55	3
11/16	Truman State*.....	W	31	7
11/23	Missouri S&T*.....	L	31	35
Total (7-3, 4-2 MIAA)...			294	204

1975

Coach Don Cross

9/13	at Emporia State.....	L	32	36
9/20	Pittsburg State.....	W	21	8
9/27	at Eastern Illinois.....	T	7	7
10/4	at Missouri Southern.....	W	29	20
10/11	at Central Missouri*.....	L	14	24
10/18	SE Missouri State*.....	L	3	17
10/25	NW Missouri State*.....	W	25	21
11/1	Arkansas-Pine Bluff.....	W	16	13
11/8	at Lincoln*.....	W	41	14
11/15	at Truman State*.....	W	38	19
11/22	Missouri S&T*.....	L	7	20
Total (6-4-1, 3-3 MIAA)...			233	199



Rich Johanninger ▽ 1976-85

1976

Coach Rich Johanninger

9/11	Emporia State.....	W	28	0
9/18	at Pittsburg State.....	L	6	10
9/25	Eastern Illinois.....	L	0	41
10/2	Missouri Southern.....	L	13	27
10/9	at NW Missouri State*.....	L	16	18
10/16	Truman State*.....	L	6	20
10/23	at Missouri S&T*.....	W	10	0
10/30	at Arkansas Pine Bluff.....	L	13	23
11/6	at SE Missouri State*...W		30	17
11/13	Lincoln*.....	W	65	0
11/20	Central Missouri*.....	W	34	12
Total (5-6, 4-2 MIAA)...			221	168

1977

Coach Rich Johanninger

9/10	at Emporia State.....	W	33	6
9/17	Pittsburg State.....	W	16	7
9/24	Harding.....	W	41	14
10/1	at Northwestern Okla.....	L	17	20
10/8	NW Missouri State*.....	T	10	10
10/15	at Truman State*.....	L	0	49
10/22	Missouri S&T*.....	W	26	17
11/5	SE Missouri State*.....	W	14	10
11/12	at Lincoln*.....	W	41	20
11/19	at Central Missouri*.....	L	7	14
Total (6-3-1, 3-2-1 MIAA)...			205	167

1978

Coach Rich Johanninger

9/9	at Arkansas Tech.....	L	13	26
9/16	at Pittsburg State.....	W	44	16
9/23	at Harding.....	L	3	18
9/30	Northwestern Oklahoma W		55	14
10/7	Lincoln*.....	W	68	17
10/14	at NW Missouri State*...W		58	22
10/21	at Missouri S&T*.....	W	37	13
10/28	Evangel.....	L	21	33
11/4	Central Missouri*.....	W	38	7
11/11	Truman State*.....	W	12	10
11/18	at SE Missouri State*...W		38	6
Total (8-3, 6-0 MIAA)...			387	182

1979

Coach Rich Johanninger

9/8	Arkansas Tech.....	W	42	24
9/15	Pittsburg State.....	W	41	37
9/22	Harding.....	W	10	0
9/29	at Northeastern Okla.....	L	34	40
10/6	at Lincoln*.....	L	22	24
10/13	NW Missouri State*.....	L	22	31
10/20	Missouri S&T*.....	W	27	3
10/27	at Evangel.....	W	17	7
11/3	at Central Missouri*.....	W	60	14
11/10	at Truman State*.....	W	48	0
11/17	SE Missouri State*.....	L	29	36
Total (7-4, 3-3 MIAA)...			352	216

1980

Coach Rich Johanninger

9/6	Missouri Southern.....	L	15	17
9/13	at Pittsburg State.....	L	0	7
9/20	at Harding.....	W	29	1

**1981****Coach Rich Johanningmeier**

9/12	at Eastern Illinois*	L	14	23
9/19	Harding	W	21	18
9/26	at Western Illinois*	L	7	19
10/3	SE Missouri State	W	23	11
10/10	at Central Missouri	T	6	6
10/24	Northern Iowa*	L	17	20
10/31	at Truman State	L	20	27
11/7	North Alabama	L	21	28
11/14	at Lincoln	W	47	7
11/21	at Nicholls State	T	20	20
Total (3-5-2, 0-3 MCC)			196	179

1982**Coach Rich Johanningmeier**

9/4	at North Alabama.....	L	3	17
9/11	at Northern Iowa*	L	0	10
9/18	at Harding.....	W	10	7
9/25	Lincoln.....	W	51	3
10/2	at SE Missouri State.....	W	44	26
10/9	Central Missouri.....	W	21	3
10/16	Western Illinois*.....	W	35	16
10/23	at Murray State.....	L	17	21
10/30	Nicholls State.....	L	19	30
11/6	Eastern Illinois*.....	L	7	36
11/13	at Southern Illinois.....	L	7	28
Total (5-6, 1-2 MCC).....				214

1983**Coach Rich Johanningmeier**

9/10	at Western Illinois*	W	21	9
9/17	Northern Iowa*	W	35	13
9/24	at Lincoln	W	36	12
10/1	SE Missouri State	W	40	0
10/8	at Murray State	L	7	19
10/15	Southern Illinois	L	6	24
10/22	at Drake	W	22	11
10/29	at Nicholls State	L	7	33
11/5	at Eastern Illinois*	L	3	12
11/12	at Illinois State	L	7	34
11/19	Truman State	W	17	14
Total (6-5, 2-1 MCC)			201	181

1984**Coach Rich Johanningmeier**

9/1	at Drake	W	17	12
9/8	Western Illinois*	T	13	13
9/15	at Central Missouri	W	35	0
9/22	at Northern Iowa*	L	10	24
9/29	Truman State	W	37	26
10/6	at Murray State	L	20	33
10/13	at Western Kentucky	W	25	10
10/27	Eastern Illinois*	W	29	28
11/3	Southeastern Louisiana	L	24	30
11/10	Southern Illinois	W	31	6
Total (6-3-1, 1-1-1 MCC)			241	182

1985**Coach Rich Johanningmeier**

8/31	at Drake	W	31	24
9/7	at Southern Illinois*	W	40	28
9/14	Illinois State*	T	17	17
9/21	Northern Iowa*	L	17	38
9/28	Western Kentucky	W	47	7
10/5	at Truman State	W	59	33
10/19	at Eastern Illinois	L	27	28
10/26	(19) Murray State	L	21	36
11/2	at Western Illinois*	W	27	17
11/9	Central Missouri	W	37	3
11/16	at Nicholls State	L	28	31
Total (6-4-1, 2-2-1 MVFC)			351	262



Jesse Branch ▽ 1986-94

1986**Coach Jesse Branch**

9/6	at Illinois State*	W	17	16
9/13	at Indiana State*	L	10	14
9/20	Western Illinois*	L	10	27
9/27	at (11) Northern Iowa*	L	3	45
10/4	(12) Nicholls State	L	0	31
10/11	at Jackson State	W	10	6
10/18	Middle Tennessee State	L	19	42
10/25	(8) Eastern Illinois*	L	20	34
11/1	(18) Southern Illinois*	L	14	35
11/8	at Central Missouri	W	24	13
Total (3-7, 1-5 MVFC)			127	263

1987**Coach Jesse Branch**

9/5	Central Oklahoma.....	W	20	7
9/12	at (15) Southern Illinois*.....	W	18	13
9/19	Nicholls State.....	L	9	21
9/26	at Western Illinois*.....	L	19	20
10/3	Indiana State*.....	W	42	0
10/17	at Northern Illinois.....	L	21	27
10/24	at Eastern Illinois*.....	L	3	7
10/31	Illinois State*.....	W	31	15
11/7	(7) Northern Iowa*.....	L	13	17
11/14	at Louisiana Tech.....	W	13	10
11/21	at Southern University.....	L	6	8
Total (5-6, 3-3 MVFC).....			195	145

1988**Coach Jesse Branch**

9/3	at (18) Northwestern State	L	8	24
9/10	Missouri Southern	W	56	12
9/17	(12) Western Illinois*	L	31	35
9/24	at Northern Iowa*	W	26	9
10/1	at Northern Illinois	L	3	17
10/8	at Indiana State*	L	24	27
10/15	(8) Western Kentucky	L	14	21
10/29	Eastern Illinois*	W	41	21
11/5	Southern Illinois*	W	28	24
11/12	at Illinois State*	W	21	10
Total (5-5, 4-2 MVFC) ..				252 200

1989**Coach Jesse Branch**

9/2	(8) Northwestern State	W	20	10
9/9	(14) Indiana State*	W	31	10
9/16	at Western Illinois*	W	31	24
9/23	at Austin Peay	W	41	3
9/30	Northern Iowa*	W	37	22
10/7	Illinois State*	W	42	7
10/14	at Western Kentucky	L	33	42
10/21	at Southern Illinois*	W	31	25
10/28	(20) Alcorn State	W	59	19
11/11	at Eastern Illinois*	L	15	16
11/18	at Liberty	W	31	20

NCAA Division I FCS Playoffs

11/25	(8) Maine	W	38	35
12/2	at (3) Stephen F. Austin ...	L	25	55
Total (10-3, 5-1 MVFC)			434	288

1990**Coach Jesse Branch**

9/1	at UNLV	W	31	24
9/8	at Tulsa	L	28	41
9/15	at Indiana State*	W	33	26
9/22	Austin Peay	W	34	7
9/29	Washburn	W	38	3
10/6	Southern Illinois*	W	31	7
10/13	at Alcorn State	W	38	0
10/20	Illinois State*	W	45	30
10/27	Western Illinois*	W	35	14
11/3	at (17) Northern Iowa*	L	17	20
11/10	Eastern Illinois*	W	48	6

NCAA Division I FCS Playoffs

11/24	(13) Idaho	L	35	41
Total (9-3, 5-1 MVFC)..			413	219

1991**Coach Jesse Branch**

8/31	at Tulsa.....	L	13	34
9/14	McNeese State.....	W	7	3
9/21	Prairie View A&M.....	W	61	0
9/28	at North Texas.....	T	21	21
10/5	at (15) Southern Illinois*.....	W	17	13
10/12	at Western Illinois*.....	L	21	26
10/19	Indiana State*.....	W	68	19
10/26	at Arkansas State.....	W	37	20
11/2	(4) Northern Iowa*.....	L	0	22
11/9	Illinois State*.....	W	21	6
11/16	Eastern Illinois*.....	L	29	35
Total (6-4-1, 3-3 MVFC)			295	199

1992**Coach Jesse Branch**


9/5	at (19) McNeese State	L	13	16
9/12	Washburn	W	66	15
9/19	North Texas	W	35	10
9/26	at Pacific	L	14	48
10/3	Western Illinois	W	16	13
10/10	at Tulsa	L	14	17
10/17	at Illinois State*	W	24	21
10/24	Eastern Illinois*	W	13	10
11/7	Southern Illinois*	W	51	12
11/14	at Indiana State*	L	28	31
11/21	at (3) Northern Iowa*	L	12	37
Total (6-5, 4-2 MVFC)...			286	230

1993**Coach Jesse Branch**

9/4	SE Missouri State.....	W	24	10
9/11	at Oklahoma State.....	L	7	45
9/18	at North Texas.....	L	33	34
9/25	Indiana State*.....	W	31	21
10/2	(11) Northern Iowa*.....	L	14	20
10/9	Illinois State*.....	W	40	28
10/16	Jacksonville State.....	W	24	7
10/23	at Southern Illinois*.....	W	22	17
10/30	at Eastern Illinois*.....	L	13	35
11/6	at Western Illinois*.....	W	21	18
11/13	Samford.....	W	42	14
Total (7-4, 4-2 MVFC)...			271	249

1994**Coach Jesse Branch**

9/10	North Texas	L	20	26
9/17	at (9) Northern Iowa*	L	7	12
9/24	Western Illinois*	L	24	31
10/1	Eastern Illinois*	L	21	38
10/8	at Illinois State*	L	14	28
10/15	Liberty	L	19	27
10/22	at Indiana State*	W	10	7
10/29	Central State (Okla.)	W	22	14
11/5	Southern Illinois*	W	33	27
11/12	at Tulsa	L	28	38
11/19	at Jacksonville State	W	19	15
Total (4-7, 2-4 MVFC)				217 263



Del Miller ▽ 1995-98

1995**Coach Del Miller**

9/2	(3) McNeese State	L	2	31
9/9	Truman State	W	30	17
9/16	at Oklahoma State	L	7	35
9/23	at Eastern Illinois*	L	7	9
9/30	Illinois State*	L	17	20
10/7	Indiana State*	L	9	16
10/14	at Southern Illinois*	L	30	33
10/21	at Western Illinois*	W	13	7
10/28	(11) Northern Iowa*	L	17	19
11/11	at SE Missouri State	W	39	3
11/18	Jacksonville State	W	49	14
Total (4-7, 1-5 MVFC)			220	204

1996**Coach Del Miller**

8/31	at Oklahoma State.....	L	20	23
9/7	at (3) McNeese State.....	W	12	7
9/14	Truman State.....	W	44	13
9/21	at Tennessee-Martin.....	W	39	7
9/28	Jacksonville State.....	W	34	9
10/5	Southern Illinois*.....	W	24	17
10/19	at (3) Northern Iowa*.....	L	31	38
10/26	at Illinois State*.....	W	24	13
11/2	(13) Western Illinois*.....	L	17	23
11/9	(23) Youngstown State.....	L	13	17
11/16	at Indiana State*.....	W	27	12
Total (7-4, 3-2 MVFC)				285 179

1997**Coach Del Miller**

8/28	Pittsburg State	L	8	9
9/6	at Jacksonville State	W	47	42
9/13	(20) McNeese State	L	16	28
9/20	Tennessee-Martin	W	27	14
10/4	at Southern Illinois*	W	36	35
10/11	Indiana State*	W	22	7
10/18	Illinois State*	W	41	7
10/25	at (3) Western Illinois*	L	7	37
11/1	(25) Northern Iowa*	L	22	23
11/8	at Arkansas State	L	27	35
11/15	at (4) Youngstown State*	L	13	45
Total (5-6, 3-3 MVFC)...			266	282

1998**Coach Del Miller**

9/5	at Tulsa	L	14	49
9/12	Harding	W	52	12
9/19	at Arkansas State	L	24	28
10/3	at (17) Northern Iowa*	W	24	21
10/10	(5) Western Illinois*	L	13	20
10/17	at Indiana State*	L	14	24
10/24	SE Missouri State	W	45	10
10/31	Southern Illinois*	W	28	13
11/7	at (17) Illinois State*	W	49	42
11/14	(24) Cal State-Northridge	L	38	42
11/21	Youngstown State*	L	17	24
Total (5-6, 3-3 MVFC)...			318	285



2002

Coach Randy Ball

8/29	East Central (Okla.).....	W	26	14
9/7	at (23) Hampton.....	W	28	26
9/14	at Kansas.....	L	24	44
9/21	SE Missouri State.....	W	28	21
9/28	(21) Youngstown State*....	L	17	24
10/5	at Illinois State*.....	L	20	30
10/12	at Indiana State*.....	L of 20	23	31
10/19	(25) Western Kentucky*....	W	7	31
10/26	Southern Illinois*.....	W	38	28
11/2	(8) Western Illinois*.....	L	23	28
11/16	at Northern Iowa*.....	L	24	25
Total (4-7, 1-6 MVFC)..			255	294

2003

Coach Randy Ball

8/28	East Central (Okla.).....	W	48	0
9/13	at Oklahoma State.....	L	3	42
9/20	at SE Missouri State.....	W	17	10
9/27	Bacone.....	W	51	14
10/4	at Youngstown State*.....	L	7	34
10/11	at (9) Western Kentucky*.....	L	6	9
10/18	(11) Northern Iowa*.....	L	20	26
10/25	at (4) Southern Illinois*.....	L	6	20
11/1	Indiana State*.....	W	45	10
11/8	Illinois State*.....	L	43	48
11/15	at (10) Western Illinois*.....	L	42	63
Total (4-7, 1-6 MVFC).....				288

2004

Coach Randy Ball

9/2	Drake	W	31	26
9/11	Sam Houston State	W	33	31
9/18	Union College	W	45	0
9/25	at Tulsa	L	7	49
10/2	Western Illinois*	W	36	31
10/9	at Illinois State*	L	31	34
10/16	at Indiana State*	W	31	28
10/23	(1) Southern Illinois*	L	3	27
10/30	at Northern Iowa*	L	20	42
11/6	(5) Western Kentucky*	L	24	28
11/13	Youngstown State*	W	34	28
Total (6-5, 3-4 MVFC).....				295 324

2005

Coach Randy Ball

9/3	at Arkansas	L	17	49
9/10	Quincy	W	51	14
9/17	SE Missouri State	W	45	21
9/24	at Sam Houston State	cancelled		
10/1	at (2) Southern Illinois*	L	23	30
10/8	(6) Northern Iowa*	W	24	21
10/15	at (3) Western Kentucky*	L	28	37
10/22	at (14) Youngstown St.*	L	7	31
10/29	Indiana State*	W	31	27
11/5	Illinois State*	L	23	48
11/12	at Western Illinois*	L	24	34
Total (4-6, 2-5 MVFC)..				273 312



Terry Allen ▽ 2006-14

2006

Coach Terry Allen

9/2	at Oklahoma State.....	L	10	52
9/9	Southwest Baptist.....	W	45	14
9/16	at Central Arkansas.....	L	14	16
9/23	Sam Houston State.....	L	17	20
9/30	(8) Youngstown State*.....	L	10	37
10/7	at (14) Northern Iowa*.....	L	7	38
10/14	Western Kentucky*.....	L	14	17
10/21	at Indiana State*.....	L	22	28
10/28	(19) Southern Illinois*.....	L	17	27
11/4	at (8) Illinois State*.....	L	14	38
11/11	Western Illinois*.....	W	24	21
Total (2-9, 1-6 MVFC).....				194

2007

Coach Terry Allen

8/30	Missouri S&T.....	W	62	17
9/6	at (20) Tenn.-Martin.....	W	51	44
9/15	at Kansas State.....	L	10	61
9/22	Central Arkansas.....	W	42	38
9/29	at (10) Youngstown St.....	L	21	49
10/6	(22) Illinois State*.....	W	58	41
10/13	at (19) Western Illinois*.....	L	10	31
10/20	at (9) Southern Illinois*.....	L	10	45
10/27	Indiana State*.....	W	63	7
11/3	(1) Northern Iowa*.....	L	17	38
11/10	SE Missouri State.....	W	55	17
Total (6-5, 2-4 MVFC)...			399	388

2008

Coach Terry Allen

9/4	Washburn.....	L	27	35
9/13	at Oklahoma State.....	L	13	57
9/20	at SE Missouri State.....	W	45	28
10/4	(21) Western Illinois*.....	L	21	33
10/11	Youngstown State*.....	W	42	28
10/18	at Illinois State*.....	W	34	28
10/25	(13) Southern Illinois*.....	L	17	23
11/1	at South Dakota State*.....	L	13	43
11/8	at (4) Northern Iowa*.....	L	0	42
11/15	North Dakota State*.....	L	27	48
11/22	at Indiana State*.....	W	27	24
Total (4-7, 3-5 MVFC).....				266 389

2009

Coach Terry Allen

9/5	at Arkansas (at Little Rock).....	L	10	48
9/12	Tennessee-Martin.....	W	24	14
9/19	Murray State.....	W	35	10
9/26	(3) Northern Iowa*.....	L	7	35
10/3	at Youngstown State*.....	W	17	7
10/10	(19) South Dakota State*.....	L	17	24
10/17	at Western Illinois*.....	W	17	16
10/24	at North Dakota State*.....	W	21	17
10/31	Illinois State*.....	L	14	24
11/7	Indiana State*.....	W	31	7
11/14	at (1) Southern Illinois*.....	L	24	44
Total (6-5, 4-4 MVFC).....			217	246

2010

Coach Terry Allen

9/3	Eastern Kentucky	W	31	9
9/11	at Kansas State	L	24	48
9/25	at (25) Illinois State*	L	24	44
10/2	(20) Youngstown State*	W	35	25
10/9	at Murray State	L	59	72
10/16	at Indiana State*	L	35	38
10/23	(18) Western Illinois*	W	31	28
10/30	Southern Illinois*	W	51	41
11/6	at South Dakota State*	L	10	31
11/13	at (16) Northern Iowa*	L	14	38
11/20	(17) North Dakota St.*	W	3	0
Total (5-6, 4-4 MVFC).....				334 374

2011

Coach Terry Allen

9/3	at (15) Arkansas	L	7	51
9/10	at Eastern Kentucky	L	24	28
9/17	at (12) Oregon	L	7	56
9/24	at (13) Southern Illinois* ..	L	18	20
10/1	(2) Northern Iowa	L	7	42
10/8	Illinois State*	L	13	38
10/15	at (4) North Dakota St.* ..	L	21	51
10/22	at Western Illinois*	W	31	17
10/29	South Dakota State*	L	36	43
11/12	(23) Indiana State*	L	20	28
11/19	at Youngstown State*	W	38	34
Total (2-9, 2-6 MVFC) ..				222 408

2012

Coach Terry Allen

9/1	at (22) Kansas State.....	L	9	51
9/8	at (23) Louisville	L	7	35
9/15	Murray State	L	23	28
9/22	Southern Illinois*	L	6	14
9/29	at (25) South Dakota St.*	L	7	17
10/6	at Indiana State*	L	17	31
10/13	South Dakota*	W	27	24
10/20	at (11) Illinois State*	W	24	17
10/27	Western Illinois*	W	42	3
11/3	(1) North Dakota State* ...	L	17	21
11/17	at Northern Iowa*	L	13	38
Total (3-8, 3-5 MVFC)...				192 279

2013

Coach Terry Allen

8/29	Northwestern State.....	L	17	23
9/7	at Iowa.....	L	14	28
9/14	at Murray State.....	L	38	41
9/21	(13) Central Arkansas.....	L	13	17
9/28	(24) Illinois State*.....	W	37	10
10/5	at South Dakota*.....	L	14	17
10/12	at (1) North Dakota St.*.....	L	26	41
10/19	(15) South Dakota St.*.....	W	35	21
10/26	at Western Illinois*.....	W	38	27
11/2	Indiana State*.....	W	49	7
11/9	at Southern Illinois*.....	W	37	27
11/16	Northern Iowa*.....	L	10	17
Total (5-7, 5-3 MVFC)..			328	276

2014

Coach Terry Allen

8/28	at Northwestern State.....	W	34	27
9/6	at Oklahoma State.....	L	23	40
9/13	North Dakota	W	38	0
9/20	at Central Arkansas.....	W	33	31
10/4	(12) Youngstown State*.....	L	7	14
10/11	at (19) South Dakota St.*.....	L	26	32
10/18	South Dakota*.....	W	31	12
10/25	at (9) Illinois State*.....	L	7	21
11/1	at (19) Indiana State*.....	L	18	20
11/8	(24) Southern Illinois*.....	L	22	32
11/15	(4) North Dakota State*.....	L	10	45
11/22	at (11) Northern Iowa*.....	L	24	38
Total (4-8, 1-7 MVFC)...			275	312



Dave Steckel ▽ 2015-pres.

2015

Coach Dave Steckel

9/5	at Memphis.....	L	7	63
9/12	Chadron State.....	W	21	13
9/19	at Arkansas State.....	L	7	70
10/3	(24) Indiana State*	L	28	56
10/10	at Southern Illinois*	L	26	73
10/17	(4) Illinois State*	L	2	38
10/24	at South Dakota*	L	10	40
10/31	(13) South Dakota State*	L	0	39
11/7	at (21) Youngstown St.*...	L	7	47
10/14	(19) Northern Iowa*	L	0	41
11/21	at (3) North Dakota St.*...	L	0	55
Total (1-10, 0-8 MVFC)				108 535

Missouri State Head Coaching Records

Career Victories

Coach (Seasons)	W-L-T	Pct.
Arthur Briggs (20)	76-59-10	.559
R. Johannmeier (10)	58-44-5	.565
Jesse Branch (9)	55-44-1	.555
Howard Blair (7)	38-21-6	.631
Terry Allen (9)	37-64	.366
Randy Ball (7)	34-42	.447

Career W-L Pct. (min. 4 yrs.)

Coach (Seasons)	W-L-T	Avg.
Orville Pottenger (4)	24-12-2	.658
Howard Blair (7)	38-21-6	.631
R. Johannmeier (10)	58-44-5	.565
Arthur Briggs (20)	76-59-10	.559
Jesse Branch (9)	55-44-1	.555

Conference Wins

Coach (Seasons)	W-L-T	Avg.
Jesse Branch (9)	31-23	.574
R. Johannmeier (10)	27-17-3	.606
Terry Allen (9)	25-44	.362
Howard Blair (7)	16-11-2	.586
Arthur Briggs (20)	15-20-6	.439
Randy Ball (7)	15-32	.319

2016

Coach Dave Steckel

9/1	Southwestern College ...	W	57	0
9/10	at Murray State	W	28	22
9/24	at Kansas State^	L	0	35
10/1	at (24) Indiana State* ...	W	45	24
10/8	(1) North Dakota St.*	L	3	27
10/15	(12) Western Illinois*	L	35	38
10/22	at Northern Iowa*	L	7	61
10/29	Southern Illinois*	W	38	35
11/5	at (13) South Dakota St.* ..	L	24	49
11/12	at Illinois State*	L	0	37
11/19	(14) Youngstown State* ...	L	20	65
^ game stopped at halftime due to weather				
Total (4-7, 2-6 MVFC)..			257	393

2017

Coach Dave Steckel

9/2	at Missouri.....	L	43	72
9/9	at (11) North Dakota.....	L	0	34
9/16	Murray State.....	W	28	21
9/23	(12) Illinois State*.....	L	9	34
9/30	at (2) North Dakota St.*.....	L	11	38
10/14	at (14) Western Illinois*.....	L	30	49
10/21	(13) South Dakota St.*.....	L	30	62
10/28	Indiana State*.....	W	59	20
11/4	at Southern Illinois*.....	W	36	28
11/11	(25) Northern Iowa*.....	L	10	25
11/18	at Youngstown State*.....	L	10	38
Total (3-8, 2-6 MVFC)...				266 421

2018

Coach Dave Steckel

8/30	at (25) Oklahoma State ...	L	17	58
9/6	Lincoln	W	52	24
9/15	(20) Northern Arizona	W	40	8
9/29	(9) Illinois State*	W	24	21
10/6	at South Dakota*	L	28	35
10/13	at Indiana State*	W	29	26
10/20	Western Illinois*	L	14	31
10/27	Southern Illinois*	L	35	49
11/3	at (7) South Dakota State* ..	L	7	59
11/10	(1) North Dakota State* ...	L	7	48
11/17	at Northern Iowa*	L	0	37
Total (4-7, 2-6 MVFC) ..			253	396



MVFC SCHOOLS MSU Record

Illinois State University, Normal.....	17-21-1
Indiana State University, Terre Haute	20-13-0
North Dakota State University, Fargo	2-9-0
Northern Iowa, Univ. of, Cedar Falls	5-34-0
South Dakota, University of, Vermillion	2-3-0
South Dakota State Univ., Brookings	1-10-0
Southern Illinois Univ., Carbondale	20-21-0
Western Illinois University, Macomb	17-18-1
Youngstown (Ohio) State University	5-15-0

MISSOURI SCHOOLS MSU Record

Central Methodist College, Fayette	4-1-1
Central Missouri, Univ. of, Warrensburg	33-24-5
Central Wesleyan College, Warrenton	1-0-0
Culver-Stockton College, Canton	3-0-0
Drury University, Springfield	4-8-1
Evangel University, Springfield	1-1-0
Lincoln University, Jefferson City	11-5-0
Marionville College, Marionville	3-0-0
Missouri Southern State Univ., Joplin	5-2-0
Missouri, University of-Columbia	0-2-0
Missouri Univ. of Science & Tech., Rolla	27-29-3
Missouri Valley College, Marshall	7-7-1
Missouri Wesleyan College, Cameron	1-5-0
Northwest Missouri State, Maryville	32-22-4
Ozark Wesleyan College, Carthage	1-0-0
Rockhurst College, Kansas City	4-2-0
Saint Louis University, St. Louis	1-4-1
Southeast Mo. State, Cape Girardeau	46-28-0
Southwest Baptist University, Bolivar	3-0-0
Tarkio College, Tarkio	1-1-0
Truman State University, Kirksville	21-33-7
Westminster College, Fulton	0-1-0
William Jewell College, Liberty	0-3-1

OTHER SCHOOLS MSU Record

Adams State College, Alamosa, Colo.....	0-1-0
Akron, University of, Akron, Ohio.....	1-1-0
Alcorn State University, Lorman, Miss.....	2-0-0
Arkansas State University, Jonesboro	1-3-0
Arkansas Tech University, Russellville	1-2-0
Arkansas, University of, Fayetteville.....	0-7-0


Arkansas, University of-Little Rock.....	1-1-0
Arkansas, University of-Monticello	2-0-0
Arkansas, University of-Pine Bluff	1-1-0
Austin College, Sherman, Texas	1-1-0
Austin Peay State U., Clarksville, Tenn.	2-0-0
Bacone College, Muskogee, Okla.....	1-0-0
Baker University, Baldwin City, Kan.....	1-0-0
Benedictine College, Atchison, Kan.....	8-3-1
California State Univ-Northridge.....	0-1-0
Central Arkansas, Univ. of, Conway	4-4-0
Central State Univ., Wilberforce, Ohio.....	1-0-0
Central Oklahoma, Univ. of, Edmond	1-7-0
Chadron (Neb.) State College	1-0-0
Cumberland Univ., Cumberland, Tenn.....	1-0-0
Delta State University, Cleveland, Miss.....	1-1-0
Doane College, Crete, Neb.....	1-0-0
Drake University, Des Moines, Iowa	6-1-0
East Central University, Ada, Okla.....	2-0-0
Eastern Illinois University, Charleston	5-13-1
Eastern Kentucky University, Richmond.....	1-1-0
Eastern New Mexico Univ., Portales	0-1-0
Emporia (Kan.) State University	14-6-0
Evansville (Ind.), University of	0-1-0
Fort Hays State University, Hays, Kan.....	0-2-0
Hampton (Va.) University	1-0-0
Harding University, Searcy, Ark.....	6-1-0
Hastings (Neb.) College	2-0-0
Henderson State U., Arkadelphia, Ark.....	2-1-0
Hillsdale College, Hillsdale, Mich.....	0-2-0
Idaho, University of, Moscow.....	0-1
Illinois, University of-Chicago	1-1-0
Iowa, University of, Iowa City	0-1-0
Jackson (Miss.) State University	1-0-0
Jacksonville (Ala.) State University	5-0-0
Kansas School of Mines, Weir City	1-0-0
Kansas State University, Manhattan.....	0-4-0
Kansas, University of, Lawrence	0-2-0
Kansas Wesleyan University, Salina	0-1-0
Kennesaw State University, Kennesaw, Ga.	0-0-0
Lamar University, Beaumont, Texas	0-2-0
Liberty University, Lynchburg, Va.....	1-1-0
Louisiana Tech University, Ruston.....	1-0-0
Louisville (Ky.), University of.....	0-1-0
Lyon College, Batesville, Ark.....	5-0-1

McKendree College, Lebanon, Ill.	6-0-0
McNeese State Univ., Lake Charles, La.....	2-4-0
Maine, University of, Orono	1-0-0
Memphis (Tenn.), University of	1-2-0
Midwestern St., Wichita Falls, Texas	1-0-0
Middle Tennessee St., Murfreesboro	0-1-0
Murray (Ky.) State University	3-8-0
Nebraska Wesleyan University, Lincoln	1-0-0
Nevada, University of-Las Vegas	1-0-0
NE Okla. A&M Junior College, Miami, Okla.....	1-1-1
Nicholls State Univ., Thibodaux, La.....	0-5-1
North Alabama, University of, Florence	0-2-0
North Dakota, University of, Grand Forks.....	1-1-0
North Texas, University of, Denton	1-2-1
Northeastern St. U., Tahlequah, Okla.....	7-8-1
Northern Arizona University, Flagstaff	1-0-0
Northern Illinois University, DeKalb	0-3-0
Northwestern Oklahoma State U., Alva.....	1-1-0
Northwestern State, Natchitoches, La.....	2-2-0
Oklahoma State University, Stillwater.....	0-8-0
Oregon, University of, Eugene	0-1-0
Pacific, University of, Stockton, Calif.....	0-1-0
Panhandle State Univ., Goodwell, Okla.....	1-0-0
Pittsburg (Kan.) State University	19-31-3
Prairie View (Texas) A&M University	1-0-0
Quincy (Ill.) University.....	1-0-0
Sam Houston St. U., Huntsville, Texas.....	1-1-0
Samford University, Birmingham, Ala.....	1-0-0
Shurtleff College, Alton, Ill.....	1-1-0
Southeastern Louisiana U., Hammond.....	0-1-0
Southeastern Oklahoma St. U., Durant.....	2-0-0
Southern University, Baton Rouge, La.....	0-1-0
Southwestern College, Winfield, Kan.....	4-1-1
Stephen F. Austin St., Nacogdoches, Texas.....	0-1-0
Sterling College, Sterling, Kan.....	0-1-0
Tennessee, University of-Martin	6-0-0
Texas A&M University-Commerce	0-2-0
Texas Southern University, Houston.....	1-0-0
Tulane University, New Orleans, La.....	0-0-0
Tulsa (Okla.), University of	0-7-0
Union College, Barbourville, Ky.....	1-0-0
Washburn University, Topeka, Kan.....	4-3-1
Western Kentucky Univ., Bowling Green.....	2-8-0

Missouri State All-Time Head Coaching Summary

Coach	Seasons Coached	Overall Record	Conference Pct.	Record*	Pct.
Walter Langston	1 (1909)	4-2-0	.667	--	--
Corliss Buchanan	2 (1910-11)	2-10	.167	--	--
Arthur Briggs	20 (1912, 14-17, 19-33)	76-59-10	.559	15-20-6	.439
Paul Andrews	1 (1918)	1-2	.333	--	--
Andrew McDonald	4 (1934-37)	5-22-5	.234	3-14-2	.211
Howard Blair	7 (1936-42, 45-46)	38-21-6	.631	16-11-2	.586
Tommy O'Boyle	2 (1947-48)	16-4-1	.786	7-2-1	.750
Fred Thomsen	4 (1949-52)	19-17-4	.525	11-6-3	.625
Bill Dellastatious	2 (1953-54)	5-12	.294	4-6-0	.400
Harold Stratton	1 (1955)	2-6-1	.278	1-4-0	.200
Aldo Sebben	5 (1956-60)	17-27-1	.389	10-15-0	.400
Orville Pottenger	4 (1961-64)	24-12-2	.658	13-7-0	.650
Jim Mentis	4 (1965-68)	20-21	.488	13-7-0	.650
Don Cross	7 (1969-75)	23-45-3	.345	14-25-2	.366
Rich Johanningsmeier	10 (1976-85)	58-44-5	.565	27-17-3	.606
Jesse Branch	9 (1986-94)	55-44-1	.555	31-23-0	.574
Del Miller	4 (1995-98)	21-23	.477	7-10-0	.412
Randy Ball	7 (1999-05)	34-42	.447	15-32-0	.319
Terry Allen	9 (2006-14)	37-64	.366	25-44	.362
Dave Steckel	4 (2015-pres.)	12-32	.273	6-26	.188

*MSU Conference Affiliation: Missouri Intercollegiate Athletic Association, 1924-1980; Mid-Continent Conference, 1981-1984; Missouri Valley Football Conference, 1985-present.



Clockwise from top, left: Orville Pottenger led the Bears to the 1963 MIAA title; Jim Mentis was the MSU sideline boss during the 1966 conference title run; Howard Blair talks with his 1938 team before an afternoon practice.



Year	Overall	Conf/Place	Non-Conf	Home	Away	Neut	OT	7pts	Day	Night	Mon	Tue	Wed	Thu	Fri	Sat	Aug.	Sept.	Oct.	Nov.	Dec.
1909	4-2	--	4-2	3-1	1-1	--	--	1-1	4-2	--	--	1-1	1-0	1-0	0-1	1-0	--	--	2-1	2-1	--
1910	1-4	--	1-4	1-1	0-3	--	--	1-2	1-4	--	0-2	1-0	--	0-1	--	0-1	--	--	1-1	0-2	0-1
1911	1-6	--	1-6	1-0	0-6	--	--	0-1	1-6	--	--	--	0-1	--	1-5	--	--	0-1	0-2	1-3	--
1912	0-3	--	0-3	0-1	0-2	--	--	--	0-3	--	--	--	--	--	0-2	0-1	--	--	0-2	0-1	--
1914	6-0	--	6-0	5-0	1-0	--	--	1-0	6-0	--	--	--	--	--	3-0	3-0	--	1-0	4-0	1-0	--
1915	4-2	--	4-2	2-0	2-2	--	--	1-2	4-2	--	--	--	--	1-0	3-1	0-1	--	--	2-2	2-0	--
1916	2-2-2	--	2-2-2	1-1-1	1-1-1	--	--	0-0-2	2-2-2	--	--	--	--	0-0-1	2-2-1	--	--	--	1-1	1-1-2	--
1917	3-2	--	3-2	2-0	1-2	--	--	--	3-2	--	--	--	--	0-1	3-1	--	--	--	2-0	1-2	--
1918	1-2	--	1-2	1-0	0-2	--	--	0-1	1-2	--	--	--	--	--	--	1-2	--	--	--	1-2	--
1919	3-4	--	3-4	3-2	0-2	--	--	1-1	3-4	--	--	--	--	1-0	1-1	1-3	--	--	1-2	2-2	--
1920	2-6	--	2-6	1-2	1-4	--	--	0-3	2-4	--	--	--	--	0-1	2-3	0-2	--	--	1-4	1-2	--
1921	3-5	--	3-5	2-3	1-2	--	--	3-1	3-5	--	--	--	--	2-0	1-5	--	--	0-1	1-3	2-1	--
1922	7-0	--	7-0	5-0	2-0	--	--	1-0	7-0	--	--	--	--	2-0	4-0	1-0	--	1-0	2-0	4-0	--
1923	7-2	--	7-2	6-0	1-2	--	--	1-0	7-2	--	--	--	--	1-0	3-1	3-1	--	1-0	3-1	3-1	--
1924	1-6-1	0-3 (5th)	1-3-1	1-3-1	0-3	--	--	1-4-1	1-6-1	--	--	--	--	1-0	0-3	0-3-1	--	0-1	0-4	1-1-1	--
1925	4-2-2	2-1-1 (2nd)	2-1-1	4-1	0-1-2	--	--	0-2-2	4-2-2	--	--	--	--	--	2-1-1	2-1-1	--	1-0	2-1-1	1-1-1	--
1926	3-5	1-3 (4th)	2-2	2-3	1-2	--	--	1-2	3-5	--	1-0	--	--	0-1	2-3	0-1	--	1-0	2-3	0-2	--
1927	4-3	2-2 (3rd)	2-1	3-1	1-2	--	--	1-2	4-3	--	--	--	--	--	2-2	2-1	--	2-0	1-2	1-1	--
1928	7-1-1	3-0-1 (11st)	4-1	5-0	2-1-1	--	--	2-0-1	7-1-1	--	--	--	--	--	5-1-1	2-0	--	2-0	4-0	1-1-1	--
1929	6-2-1	2-1-1 (12nd)	4-1	4-1-1	2-1	--	--	3-1-1	6-2-1	--	--	--	--	1-0	4-2-1	1-0	--	1-0	3-1	2-1-1	--
1930	4-5	2-2 (3rd)	2-3	3-3	1-2	--	--	0-3	4-5	--	--	--	--	--	4-5	--	--	1-1	2-2	1-2	--
1931	5-2-1	2-1-1 (12nd)	3-1	4-0-1	1-2	--	--	0-1	5-2-1	--	--	--	--	0-1	5-1-1	--	--	--	2-1-1	3-1	--
1932	3-2-2	2-1-1 (12nd)	1-1-1	2-1-2	1-1	--	--	1-0-2	3-2-2	--	--	--	--	0-1	3-2-1	--	--	1-0	1-2	1-0-2	--
1933	2-5	0-4 (5th)	2-1	2-2	0-3	--	--	--	2-5	--	--	--	--	--	2-5	--	--	1-0	1-3	0-2	--
1934	1-5-1	1-3 (4th)	0-2-1	1-2-1	0-3	--	--	1-1-1	1-5-1	--	--	--	--	0-0-1	1-4	--	--	0-0-1	0-3	1-2	--
1935	3-4-1	2-2-1 (13rd)	1-2	2-3	1-1-1	--	--	2-2-1	3-4-1	--	--	--	--	--	2-4-1	1-0	--	0-1	1-3	2-0-1	--
1936	1-5-2	0-4-1 (6th)	1-1-1	0-3-1	1-2-1	--	--	0-0-2	1-5-2	--	--	--	--	--	1-5-2	--	--	0-0-1	0-5	1-0-1	--
1937	0-8-1	0-5 (6th)	0-3-1	0-4-1	0-4	--	--	0-1-1	0-8-1	--	--	--	0-1	--	0-5-1	0-2	--	0-1	0-4-1	0-3	--
1938	4-2-2	2-2-1 (3rd)	2-0-1	2-1-2	2-1	--	--	2-1-2	4-2-2	--	--	--	--	--	3-2-1	1-0-1	--	1-0	0-2-2	3-0	--
1939	7-1-1	3-1-1 (2nd)	4-0	6-0	1-1-1	--	--	3-0-1	7-1-1	--	--	--	--	2-0	3-1-1	2-0-1	--	1-0	3-1	3-0-1	--
1940	10-0	5-0 (1st)	5-0	7-0	3-0	--	--	--	10-0	--	--	--	--	1-0	7-0	2-0	--	1-0	4-0	5-0	--
1941	8-3	3-2 (4th)	5-1	7-1	1-2	--	--	3-3	8-3	--	--	--	1-0	--	6-0	1-3	--	2-0	3-1	3-2	--
1942	2-7-1	2-2 (3rd)	0-5-1	2-3-1	0-4	--	--	1-4-1	2-7-1	--	--	--	--	0-1	1-5	1-1-1	--	0-2	1-2-1	1-3	--
1945	5-2-2	--	5-2-2	3-1-1	2-1-1	--	--	1-2-2	5-2-2	--	--	--	--	0-1	1-1-1	4-0-1	--	1-1	3-0-1	1-1-1	--
1946	2-6	1-4 (5th)	1-2	1-4	1-2	--	--	2-3	2-6	--	--	--	--	--	2-3	0-3	--	0-1	1-3	1-2	--
1947	7-2-1	3-1-1 (2nd)	4-1	4-1-1	3-1	--	--	2-0-1	7-2-1	--	--	--	--	0-1	6-0	1-0-1	--	2-0	4-0-1	1-2	--
1948	9-2	4-1 (11st)	5-1	6-0	3-1	0-1	--	1-1	9-2	--	--	--	--	--	5-1	4-1	--	2-0	4-1	3-0	0-1
1949	5-4-1	3-1-1 (12nd)	2-3	3-1-1	2-3	--	--	0-0-1	5-4-1	--	--	--	--	--	2-1-1	3-3	--	2-1	1-2-1	2-1	--
1950	5-4-2	3-1-1 (2nd)	2-3	2-1-2	3-3	--	--	1-1-2	5-4-2	--	--	--	--	0-1	1-1-1	4-2-1	--	2-1	1-2-1	2-1-1	--
1951	6-3-1	4-0-1 (11st)	2-3	4-2	2-1-1	--	--	3-1-1	3-1	3-2-1	--	--	--	1-0-1	1-0	4-3	--	1-2	3-0-1	2-1	--
1952	3-6	1-4 (15th)	2-2	2-3	1-3	--	--	2-4	2-2	1-4	--	--	--	0-2	1-1	2-3	--	1-1	0-5	2-0	--
1953	3-6	3-2 (2nd)	0-4	3-3	0-3	--	--	0-1	1-1	2-5	--	--	--	--	0-1	3-5	--	0-2	2-3	1-1	--
1954	2-6	1-4 (14th)	1-2	1-3	1-3	--	--	1-2	0-3	2-3	--	--	--	--	1-2	1-4	--	1-1	1-4	0-1	--
1955	2-6-1	1-4 (15th)	1-2-1	2-2-1	0-4	--	--	2-1-1	1-0	1-6-1	--	--	--	--	0-2-1	2-4	--	0-2	1-4	1-0-1	--
1956	3-6	3-2 (13rd)	0-4	1-3	2-3	--	--	2-2	3-2	0-4	--	--	--	--	0-1	3-5	--	0-3	3-1	0-2	--
1957	4-4-1	2-3 (4th)	2-1-1	2-3	2-1-1	--	--	2-1-1	1-2	3-2-1	--	--	--	--	--	4-4-1	--	1-1-1	3-1	0-2	--
1958	4-5	2-3 (4th)	2-2	1-3	3-2	--	--	2-1	0-1	4-4	--	--	--	--	0-1	4-4	--	2-1	1-3	1-1	--
1959	4-5	1-4 (4th)	3-1	2-3	2-2	--	--	2-1	1-1	3-4	--	--	--	--	--	4-5	--	2-1	2-3	0-1	--
1960	2-7	2-3 (4th)	0-4	1-3	1-4	--	--	0-3	2-1	0-6	--	--	--	--	--	2-7	--	0-2	2-3	0-2	--
1961	4-4-1	2-3 (4th)	2-1-1	2-3	2-1-1	--	--	2-2-1	1-2	3-2-1	--	--	--	--	--	4-4-1	--	1-1-1	1-3	2-0	--
1962	5-3-1	3-2 (3rd)	2-1-1	3-0-1	2-3	--	--	1-1-1	2-2	3-1-1	--	--	--	--	--	5-3-1	--	2-1	2-1-1	1-1	--
1963	9-1	5-0 (1st)	4-1	6-0	3-0	0-1	--	2-1	4-1	5-0	--	--	--	--	--	9-1	--	3-0	3-0	3-1	--
1964	6-4	3-2 (3rd)	3-2	4-1	2-3	--	--	1-2	2-2	4-2	--	--	--	--	--	6-4	--	1-1	4-1	1-2	--
1965	7-3	4-1 (2nd)	3-2	4-1	3-2	--	--	--	3-2	4-1	--	--	--	--	--	7-3	--	2-0	4-1	1-2	--
1966	7-4	5-0 (1st)	2-4	4-1	3-2	0-1	--	0-2	2-2	5-2	--	--	--	--	--	7-4	--	1-1	4-1	2-2	--
1967	4-6	2-3 (13rd)	2-3	0-5	4-1	--	--	1-1	2-4	2-2	--	--	--	--	--	4-6	--	2-1	2-2	0-3	--
1968	2-8	2-3 (13rd)	0-5	2-2	0-5	0-1	--	1-2	2-4	0-4	--	--	--	--	0-1	2-7	--	0-2	1-3	1-3	--
1969	0-10	0-5 (6th)	0-5	0-6	0-4	--	--	0-2	0-6	0-4	--	--	--	--	--	0-10	--	0-2	0-4	0-4	--
1970	2-7-1	1-4-1 (5th)	1-3	0-5	2-2-1	--	--	0-2-1	1-2-1	1-5	--	--	--	--	1-0	1-7-1	--	0-2	1-3-1	1-2	--
1971	1-8-1	1-4-1 (7th)	0-4	1-4-1	0-4	--	--	0-5-1	1-4	0-4-1	--	--	--	--	--	1-8-1	--	0-2	0-4-1	1-2	--
1972	4-6	2-4 (5th)	2-2	2-3	2-3	--	--	3-2	1-4	3-2	--	--	--	--	--	4-6	--	1-2	3-1	0-3	--
1973	3-7	3-3 (13rd)	0-4	3-3	0-4	--	--	1-4	2-4	1-3	--	--	--	--	--	3-7	--	0-3	1-3	2-1	--
1974	7-3	4-2 (13rd)	3-1	5-1	2-2	--	--	1-1	4-2	3-1	--	--	--	--	--	7-3	--	2-1	3-1	2-1	--
1975	6-4-1	3-3 (13rd)	3-1-1	3-2	3-2-1	--	--	2-1-1	5-2-1	1-2	--	--	--	--	--	6-4-1	--	1-1-1	2-2	3-1	--
1976	5-6	4-2 (13rd)	1-4	3-3	2-3	--	--	0-2	4-2	1-4	--	--	--	--	--	5-6	--	1-2	1-4	3-0	--
1977	6-3-1	3-2-1 (4th)	3-1	4-0-1	2-3	--	--	1-2-1	3-1	3-2-1	--	--	--	--	--	6-3-1	--	3-0	1-2-1	2-1	--
1978	8-3	6-0 (1st)	2-3	4-1	4-2	--	--	1-0	6-1	2-2	--	--	--	--	--	8-3	--	2-2	3-1	3-0	--
1979	7-4	3-3 (13rd)	4-1	4-2	3-2	--	--	1-3	4-1	3-3	--	--	--	--	--	7-4	--	3-1	2-2	2-1	--
1980	6-5	5-1 (2nd)	1-4	3-2	3-3	--	--	3-1	5-1	1-4	--	--	--	--	--	6-5	--	1-3	2-2	3-0	--
1981	3-5-2	0-3 (4th)	3-5-2	2-2	1-3-2	--	--	1-3-2	1-5-1	1-0-1	--	--	--	--	--	3-5-2	--	1-2	1-2-1	1-1-1	--
1982	5-6	1-2 (3rd)	4-4	3-2	2-4	--	--	1-1	2-4	3-2	--	--	--	--	--	5-6	--	2-2	3-2	0-2	--
1983	6-5	2-1 (2nd)	4-4	3-1	3-4	--	--	1-0	2-4	4-1	--	--	--	--	--	6-5	--	3-0	2-3	1-2	--
1984	6-3-1	1-1-1 (3rd)	5-2	3-1-1	3-2	--	--	2-1-1	5-2	1-1-1	--	--	--	--	--	6-3-1	--	3-1-1	2-1	1-1	--
1985	6-4-1	2-2-1 (2nd)	4-2	2-2-1	4-2	--	--	1-2-1	6-3	0-1-1	--	--									



Year	Overall	Conf/Place	Non-Conf	Home	Away	Neut	OT	7pts	Day	Night	Mon	Tue	Wed	Thu	Fri	Sat	Aug.	Sept.	Oct.	Nov.	Dec.
1992	6-5	4-2 (t2nd)	2-3	5-0	1-5	--	--	3-3	4-2	2-3	--	--	--	--	--	6-5	--	2-2	3-1	1-2	--
1993	7-4	4-2 (t2nd)	3-2	5-1	2-3	--	--	2-2	5-1	2-3	--	--	--	--	--	7-4	--	2-2	3-2	2-0	--
1994	4-7	2-4 (t5th)	2-3	2-4	2-3	--	0-1	3-3	4-2	0-5	--	--	--	--	--	4-7	--	0-3	2-3	2-1	--
1995	4-7	1-5 (7th)	3-3	2-4	2-3	--	0-2	1-5	3-3	1-4	--	--	--	--	--	4-7	--	1-4	1-3	2-0	--
1996	7-4	3-2 (t2nd)	4-2	3-2	4-2	--	0-1	2-4	3-2	4-2	--	--	--	--	--	7-4	0-1	4-0	2-1	1-2	--
1997	5-6	3-3 (4th)	2-3	3-3	2-3	--	--	2-2	3-4	2-2	--	--	--	0-1	--	5-5	0-1	2-1	3-1	0-3	--
1998	5-6	3-3 (t3rd)	2-3	3-3	2-3	--	--	2-4	3-5	2-1	--	--	--	--	--	5-6	--	1-2	3-2	1-2	--
1999	5-6	2-4 (t4th)	3-2	4-2	1-4	--	--	0-4	3-4	2-2	--	--	--	--	--	5-6	--	2-2	1-3	2-1	--
2000	5-6	2-4 (t5th)	3-2	4-2	1-4	--	0-1	1-3	4-3	1-3	--	--	--	--	--	5-6	--	1-3	2-2	2-1	--
2001	6-5	3-4 (5th)	3-1	3-2	3-3	--	--	1-1	4-4	2-1	--	--	--	--	--	6-5	--	2-2	1-3	3-0	--
2002	4-7	1-6 (8th)	3-1	3-3	1-4	--	0-1	2-4	2-5	2-2	--	--	--	1-0	--	3-7	1-0	2-2	1-3	0-2	--
2003	4-7	1-6 (7th)	3-1	3-2	1-5	--	--	1-3	1-3	3-4	--	--	--	1-0	--	3-7	1-0	2-1	0-4	1-2	--
2004	6-5	3-4 (4th)	3-1	5-2	1-3	--	--	5-2	2-4	4-1	--	--	--	1-0	--	5-5	--	3-1	2-3	1-1	--
2005	4-6	2-5 (7th)	2-1	4-1	0-5	--	0-1	2-1	2-5	2-1	--	--	--	--	--	4-6	--	2-1	2-3	0-2	--
2006	2-9	1-6 (t7th)	1-3	2-4	0-5	--	--	1-4	1-5	1-4	--	--	--	--	--	2-9	--	1-4	0-4	1-1	--
2007	6-5	2-4 (t5th)	4-1	5-1	1-4	--	--	2-0	3-4	3-1	--	--	--	2-0	--	4-5	1-0	2-2	2-2	1-1	--
2008	4-7	3-5 (t6th)	1-2	1-4	3-3	--	1-0	2-1	3-6	1-1	--	--	--	0-1	--	4-6	--	1-2	2-2	1-3	--
2009	6-5	4-4 (t5th)	2-1	3-3	3-2	--	--	2-1	4-4	2-1	--	--	--	--	--	6-5	--	2-2	3-2	1-1	--
2010	5-6	4-4 (t3rd)	1-2	5-0	0-6	--	0-2	2-2	5-4	0-2	--	--	--	--	1-0	4-6	--	1-2	3-2	1-2	--
2011	2-9	2-6 (t7th)	0-3	0-4	2-5	--	0-1	1-3	1-5	1-4	--	--	--	--	--	2-9	--	0-4	1-4	1-1	--
2012	3-8	3-5 (8th)	0-3	2-3	1-5	--	--	2-2	3-5	0-3	--	--	--	--	--	3-8	--	0-5	3-1	0-2	--
2013	5-7	5-3 (t2nd)	0-4	3-3	2-4	--	--	0-5	4-4	1-3	--	--	--	0-1	--	5-6	0-1	1-3	2-2	2-1	--
2014	4-8	1-7 (8th)	3-1	2-3	2-5	--	--	2-3	1-6	3-2	--	--	--	1-0	--	3-8	1-0	2-1	1-3	0-4	--
2015	1-10	0-8 (10th)	1-2	1-4	0-6	--	--	0-0	1-7	0-3	--	--	--	--	--	1-10	0-0	1-2	0-5	0-3	--
2016	4-7	2-6 (t8th)	2-1	2-3	2-4	--	--	2-1	2-6	2-1	--	--	--	1-0	--	3-7	--	2-1	2-3	0-3	--
2017	3-8	2-6 (t8th)	1-2	2-3	1-5	--	--	1-0	3-8	--	--	--	--	--	--	3-8	--	1-4	1-2	1-2	--
2018	4-7	2-6 (9th)	2-1	3-3	1-4	--	--	2-1	4-6	0-1	--	--	--	1-1	--	3-6	0-1	3-0	1-4	0-3	--
Totals	469-509-39	253-252-21	169-293-16	1-10	332-346-28	0-4	139-182-39	137-163-11	1-2	2-2	2-2	98-89-16	5-5	192-225-16	0-3	216-257-18	300-212-23	131-128-8	141-149-15		


Gallery of Champions




Coach Howard Blair's first squad in 1938 finished 5-2-2 and started a run of four consecutive winning campaigns, including a perfect 10-0 season in 1940.




The 1963 MIAA Conference champions of Coach Orville Pottenger put together a 9-1 season and outscored their opponents by a 265 to 61 margin, advancing to the Mineral Water Bowl in Excelsior Springs, Mo.




The Bears claimed their second MIAA title in a four-year span with the 1966 league crown. Coach Jim Mentis' squad was 7-4 and played in the Mineral Water Bowl.



In 1978, Coach Rich Johannningmeier led the Bears to their first conference championship in 12 seasons with a perfect 6-0 mark in the MIAA and 8-3 ledger overall.



Jesse Branch's 1989 Bears won the MVFC title and were the first MSU team to qualify for the NCAA Division I FCS Playoffs, tying the school record for wins with a 10-3 record.



The 1990 squad, also led by Coach Jesse Branch, won a share of the MVFC title and ended a 9-3 season on its home field with a narrow loss to Idaho in the FCS Playoffs.



10/26/85	#19 Murray State.....	L 21-36
9/27/86	#11 at Northern Iowa.....	L 3-45
10/4/86	#12 Nicholls State.....	L 0-31
10/25/86	#8 Eastern Illinois.....	L 20-34
11/1/86	#18 Southern Illinois.....	L 14-35
9/12/87	#15 at Southern Illinois.....	W 18-13
11/7/87	#7 at Northern Iowa.....	L 13-17
9/3/88	#18 at Northwestern State.....	L 8-24
9/17/88	#12 Western Illinois.....	L 31-35
10/15/88	#8 Western Kentucky.....	L 14-21
9/2/89	#8 Northwestern State.....	W 20-10
9/9/89	#14 Indiana State (Bears #10).....	W 31-10
10/28/89	#20 Alcorn State (Bears #7).....	W 59-18
11/24/89	#8 Maine (Bears #9).....	W 38-35
12/2/89	#2 at Stephen F. Austin (Bears #9).....	L 25-55
11/3/90	#17 at Northern Iowa (Bears #2).....	L 17-20
11/24/90	#13 Idaho (Bears #8).....	L 35-41
10/5/91	#15 at Southern Illinois (Bears #19).....	W 17-13
11/2/91	#4 Northern Iowa (Bears #17).....	L 0-22
9/5/92	#19 at McNeese State (Bears #20).....	L 13-16
11/21/92	#3 at Northern Iowa (Bears #22).....	L 12-37
10/2/93	#11 Northern Iowa.....	L 14-20
9/17/94	#9 at Northern Iowa.....	L 7-12
9/2/95	#3 McNeese State.....	L 2-31
10/28/95	#11 Northern Iowa.....	L 17-19
9/7/96	#3 at McNeese State (Bears #21) %.....	W 12-7
10/19/96	#3 at Northern Iowa (Bears #5).....	L 31-38
11/2/96	#13 Western Illinois (Bears #7).....	L 12-23
11/9/96	#23 Youngstown State (Bears #6).....	L 13-17
9/13/97	#20 McNeese State.....	L 16-28
10/25/97	#3 at Western Illinois.....	L 3-37
11/1/97	#25 Northern Iowa.....	L 22-23
11/15/97	#4 at Youngstown State.....	L 13-45
10/3/98	#17 at Northern Iowa.....	W 24-21
10/10/98	#5 Western Illinois.....	L 13-20
11/7/98	#17 at Illinois State.....	W 49-42
11/14/98	#24 Cal. State-Northridge.....	L 38-42
9/25/99	#11 Illinois State.....	L 42-46
10/2/99	#18 at Western Illinois.....	W 27-17
10/16/99	#8 Northern Iowa.....	L 17-29
11/6/99	#13 at Youngstown State.....	L 14-17

9/30/00	#3 Youngstown State.....	L 13-19
10/14/00	#7 Western Illinois.....	L 10-14
9/22/01	#8 at Western Kentucky.....	L 7-23
10/6/01	#15 Northern Iowa.....	L 3-27
10/13/01	#5 at Youngstown State.....	L 20-41
10/27/01	#16 at Western Illinois.....	W 43-28
9/7/02	#23 at Hampton.....	W 28-26
9/28/02	#21 Youngstown State.....	L 17-24
10/19/02	#25 Western Kentucky.....	L 7-31
11/2/02	#8 Western Illinois.....	L 23-28
10/11/03	#9 at Western Kentucky.....	L 6-9
10/18/03	#11 Northern Iowa.....	L 20-26
10/25/03	#4 at Southern Illinois.....	L 6-20
11/15/03	#10 at Western Illinois.....	L 42-63
10/23/04	#1 Southern Illinois.....	L 3-27
11/6/04	#5 Western Kentucky.....	L 24-28
10/1/05	#2 at Southern Illinois.....	L 23-30
10/8/05	#6 Northern Iowa.....	W 24-21
10/15/05	#3 at Western Kentucky.....	L 28-37
10/22/05	#14 at Youngstown State.....	L 7-31
9/30/06	#8 Youngstown State.....	L 10-37
10/14/06	#14 at Northern Iowa.....	L 7-38
10/28/06	#19 Southern Illinois.....	L 17-27
11/4/06	#8 at Illinois State.....	L 14-38
9/6/07	#20 at Tennessee-Martin.....	W 51-44
9/29/07	#10 at Youngstown State.....	L 21-49
10/6/07	#22 Illinois State.....	W 58-41
10/13/07	#19 at Western Illinois.....	L 10-31
10/20/07	#9 at Southern Illinois.....	L 10-45
11/3/07	#1 Northern Iowa.....	L 17-38
10/4/08	#21 Western Illinois.....	L 21-33
10/25/08	#13 Southern Illinois.....	L 17-23
11/8/08	#4 at Northern Iowa.....	L 0-42
9/26/09	#3 Northern Iowa.....	L 7-35
10/10/09	#19 South Dakota State.....	L 17-24
11/14/09	#1 at Southern Illinois.....	L 24-44
9/25/10	#25 at Illinois State.....	L 41-44 (2ot)
10/2/10	#20 Youngstown State.....	W 35-25
10/23/10	#18 Western Illinois.....	W 31-28
11/13/10	#16 at Northern Iowa.....	L 14-38
11/20/10	#17 North Dakota State.....	W 3-0
9/3/11	#15 (FBS) at Arkansas.....	L 7-51
9/17/11	#12 (FBS) at Oregon.....	L 7-56

9/24/11	#13 at Southern Illinois.....	L 18-20
10/1/11	#2 Northern Iowa.....	L 7-42
10/15/11	#4 at North Dakota State.....	L 21-51
11/12/11	#23 Indiana State.....	L 20-28
9/1/12	#22 (FBS) at Kansas State.....	L 9-51
9/8/12	#23 (FBS) at Louisville.....	L 7-35
9/29/12	#25 at South Dakota State.....	L 7-17
10/20/12	#11 at Illinois State.....	W 24-17
11/3/12	#1 North Dakota State.....	L 17-21
9/21/13	#13 Central Arkansas.....	L 13-17
9/28/13	#24 Illinois State.....	W 37-10
10/12/13	#1 at North Dakota State.....	L 26-41
10/19/13	#15 South Dakota State.....	W 35-21
10/4/14	#12 Youngstown State.....	L 7-14
10/11/14	#19 at South Dakota State.....	L 28-32
10/25/14	#9 at Illinois State.....	L 7-21
11/1/14	#19 at Indiana State.....	L 18-20
11/8/14	#24 Southern Illinois.....	L 22-32
11/15/14	#4 North Dakota State.....	L 10-45
11/22/14	#11 at Northern Iowa.....	L 24-38
10/3/15	#24 Indiana State.....	L 28-56
10/17/15	#4 Illinois State.....	L 2-38
10/31/15	#13 South Dakota State.....	L 0-39
11/7/15	#21 at Youngstown State.....	L 7-47
11/14/15	#19 Northern Iowa.....	L 0-41
11/21/15	#3 at North Dakota State.....	L 0-55
10/1/16	#24 at Indiana State.....	W 45-24
10/8/16	#1 North Dakota State.....	L 3-27
10/15/16	#12 Western Illinois.....	L 35-38
11/5/16	#13 at South Dakota State.....	L 24-49
11/19/16	#14 Youngstown State.....	L 20-65
9/9/17	#11 at North Dakota.....	L 0-34
9/23/17	#12 Illinois State.....	L 9-34
9/30/17	#2 at North Dakota State.....	L 11-38
10/14/17	#14 at Western Illinois.....	L 30-49
10/21/17	#13 South Dakota State.....	L 30-62
11/11/17	#25 Northern Iowa.....	L 10-25
8-30/18	#25 (FBS) at Oklahoma State.....	L 17-58
9/15/18	#20 Northern Arizona.....	W 40-8
9/29/18	#9 Illinois State.....	W 24-21
11/3/18	#7 at South Dakota State.....	L 7-59
11/10/18	#1 North Dakota State.....	L 7-48

Games vs. No. 1 teams in bold. MSU ranking in parentheses in ranked-vs.-ranked games (5-6). MSU is 24-96 all-time against the FCS Top 25 (7-13 non-conference) and 0-5 vs. FBS Top 25.

All-Time MSU Captains

1909	Harry Knight
1910	Otis Burton
1911	Scott Smith
1912	Luther Adamson
1914	George Danenhour
1915	Earl Greer
1916	Lester Barnard
1917	Red Oliver
1918	Max Cherry
1919	Matt Greer
1920	Victor Reaves
1921	Virgil Cheek
1922	Paul Matthews
1923	Efton Henderson
1924	John Phillips
1925	Burl Henderson
1926	Oliver Davis
1927	Herbert Austin
1928	Jeff Wise
1929	Eugene Scafe
1930	Carl Dunham
1931	Burnard Parker
1932	Lonnie Adams
1933	Bert Smith
1934	Walton Harmon
1935	Marion Berry
1936	Clell Spradling
1937	Carl Fox, Max Richesin
1947	Fred Chaffin, Orvis Sigler
1948	Dick Kerin, Homer Martin
1949	Ray Forsythe, Don Provance
1950	Ralph Harrison, Henry May
1951	Paul Lees, Bob Lalarola
1952	John Batten, Don Simmons
1953	Merrill Rogers
1954	Robert Jennings, Ralph Colby, Jack Clingan
1955	Ron Whitaker, Tom Finan
1956	Charles Cleland, Jim Toler
1957	Bill Kaczmarek, Bob Riddels
1958	Dan Atha, Steve Rule, George Ballard
1959	Charles Finley, Dale Cramer

1960	Kay Holaday, Art Giacomini
1961	Al Cummins, Bill Howell, Darrel McFerron
1962	George Sample, Irv Kappler
1963	Jerry Boyer, Charles Wade
1964	Paul Krebs, Eldo Perry
1965	Wally Dawson, Cornelius Perry, Dan Young
1966	Bill Stringer, Dennis Scott
1967	Tom Gold, Sam McDowell, Richard Pickering
1968	Fred Harle, Dennis Darnell
1969	Bill Endres, Clark Kynion
1970	Mike Cluck, Stan Rinker
1971	Tim Tate, Larry Dickerson
1972	Frank Miller, Bob Gillis, Steve Jennings
1973	Tom McIntyre, John Sheldon, Tom Mullen, Mike Brown
1974	Dave Preston, Brent Boehringer, Sonny Hopson, Bill Donegan
1975	Roy Shoffer, Derk Ralls, Kent Stringer, Mark Matheson
1976	Gino Travline, Stan Wallace
1977	Tom Hamilton, Dennis Heim
1978	Morgan Trokey, Craig Weldy
1979	Rick Suchenski, Mitch Ware
1980	Steve Newbold, Dennis O'Hagan
1981	Tim Bauer, John Harvey
1982	Darrin Newbold, Keith Odehnal
1983	William Bates, Mike Panko
1984	Mike Armentrout, Cornelius Blow, Johnny Longstreet
1985	Kevin Bor, Keith Williams
1986	David Heim, Chris Tayrian
1987	Ken Braden, Preston Estes, Bill Norton, Matt Soraghan
1988	Doug Gardner, Scott Hartwig
1989	Mark Christiansen, Tony Gilbert, Craig Phillips
1990	Doug Adams, Chris Reed, DeAndre Smith
1991	Tim McDuffey, Marcus Shipp, Bill Walter
1992	Derek Cooper, Damon Frost, Matt Irvin, Rick Perry
1993	David Dow, Bobby Godwin
1994	Don Eason, Jerry Feeny
1995	DeLaun Fowler, Kyle Geller, Luke Hake, Willie Parks, Phil Perkins, Tom Procter
1996	Michael Cooney, Earenest Grayson, Mike Miano, Jeremy Hoog, Paxton Parker, Travis Richardson

1997	Corey Brunsvoild, Brad Duke, Jeremy Hoog, Jake Jacobsmeier, Brad Kubik, Jason Whittle
1998	Tony Flint, Derek Jensen, Michael Holloway, Corky Martin
1999	Shawn Lockhart, Corky Martin, Jay Rodgers, Brad St. Louis
2000	Luis Almanzar, Jeff Hewitt, Matt White, Brent Withers
2001	P.J. Jones, Austin Moherman, Rod Pickett, Demetrius Smith, Enoch Smith
2002	Crockett Ladd, Jeff Bristol, Daryl Warren, Colin Johnson
2003	Darryl Robinson, Kailan Williams, Brad Durham, Nate Schurman
2004	Travis Brown, Brad Durham, Torre Endsley, Steven Rush
2005	A.J. Porter, Steve Kohenskey, Sid Rone, Kevin Sears, Jon Scifres
2006	Jason Anthony, Derrick Byrd, Steve Kohenskey, Justin Williamson
2007	Marcus Colbert, Gerald Davis, Jeron Poole, David Tillman
2008	Chris Brehmer, Jeremy Dawson, Cody Kirby, Roger Wright
2009	Cedric Alvis, David Arkin, Clay Harbor, Cody Kirby, Skylar Smith
2010	David Arkin, Cody Kirby, Waylon Richardet, Skylar Smith, Antoine Wilkinson
2011	Chris Douglas, David Ingram, Stephen Johnston, Mikel Ruder, Travis Simmons
2012	Nate Davis, Cadarius Dotson, Tevan Ferguson, Randy Richards, Matt Thayer
2013	Zack Cooley, Tevan Ferguson, Caleb Schaffitzel, Matt Swan
2014	Andrew Beisel, Zack Cooley, Kierra Harris, Robert Booker, Caleb Schaffitzel
2015	James Barnes, Eric Christophel, Dylan Cole
2016	Dylan Cole, Malik Earl, Riley Shantz
2017	Jared Beshore, Malik Earl, Erik Furmanek, Colby Isbell
2018	Jared Beshore, McNeece Egbim, Peyton Huslig, Jordan Turner



1973: Southeast Missouri St. 13, MSU 6: TB Rick Attig's two touchdowns lead Indians to a big win in defensive battle with the Bears in MIAA season opener.

1974: MSU 37, Central Missouri State 26: Kent Stringer completes first 10 passes of afternoon; FB Dave Preston rambles for three Bear touchdowns in MSU offensive burst.

1975: MSU 25, Northwest Missouri State 21: Bob Blakley collects 54-yard touchdown pass from Kent Stringer with 49 seconds left in game to overtake Bearcats' lead.

1976: Missouri Southern 27, MSU 13: Backs Larry Barnes and Rusty Shelley team for 228 air yards for Lions as Bears' drop third straight under first-year head mentor Rich Johanningmeier.

1977: MSU 26, Missouri S&T 17: QB Mitch Ware completes 11 of his 19 passes; SE Tom Hamilton catches nine throws for 175 yards as Bears claim league victory.

1978: MSU 68, Lincoln 17: Bears punch up all-time Missouri State total offense record of 636 total yards, including 474 yards rushing in rolling to rout of Blue Tigers.

1979: MSU 27, Missouri S&T 3: Mark Daniels runs for two touchdowns in ground battle as he maintains his national scoring lead as Bears bury Miners.

1980: MSU 21, Central Missouri 14: Mike Royle, John Gianini, Steve Newbold collect touchdowns in win over Mules.

1981: UNI 20, MSU 17: UNI gets 74-yard touchdown pass down right sideline to WR Kirk Hobbs with 1:18 left in fourth quarter to avert upset from pesky Bears.

1982: MSU 21, Central Missouri 3: Keith Williams runs for two touchdowns in fourth quarter to break open close game as Bears get past Mules again.

1983: Southern Illinois 24, MSU 6: Bears stay within 7-6 at half against eventual I-AA national champions, but falter late in the game to Salukis.

1984: MSU 29, Eastern Illinois 28: Greg Arterburn gets touchdown run and HB Dave Cummings dives into end zone corner pylon with two-point PAT run with 41 seconds left as Bears beat Panthers.

1985: Murray State 36, MSU 21: Racers punch up 29 points in explosion in just over six minutes of third period to overtake Missouri State halftime advantage.

1986: Eastern Illinois 34, MSU 20: League champs come back to prevail late in game after upset-minded Bears lead in third quarter of league contest.

1987: MSU 31, Illinois State 15: 17-point MSU last period gives cushion to MSU comeback win, LB Ken Braden pass interception late ends Redbird upset bid.

1988: MSU 41, Eastern Illinois 21: Phillip Collins sprints to 53-yard punt return for touchdown; two pass interceptions by CB Craig Phillips key MSU win.

1989: MSU 42, Illinois State 7: Quarterbacks DeAndre Smith and Paul Carney run for 216 yards, and combine to score all five Bear touchdowns.

1990: MSU 35, Western Illinois 14: Two Missouri State touchdowns in each of last two periods snap 7-7 halftime tie as Bears maintain lofty national ranking.

1991: MSU 68, Indiana State 19: Bears punch up 27 points in first quarter and expand margin to 47-0 by halftime in rout of MVFC foes Sycamores.

1992: MSU 13, Eastern Illinois 10: Third-quarter FG by Richard Grote snaps 10-10 halftime deadlock as Bears claim win in defensive standoff.

1993: MSU 24, Jacksonville State 7: Bear defense stifles Gamecocks after Missouri State takes 17-0 halftime lead in non-conference battle.

1994: Liberty 27, MSU 19: Jeremy Hoog's 375-yard passing game for Missouri State is offset by Bear turnovers as visitors from Virginia pull out decision.

1995: UNI 19, MSU 17: UNI field goal as time expired in fourth period overcomes late Missouri State touchdown pass as Panthers' catch break on pass interference penalty.

1996: Western Illinois 23, MSU 17: Bears take 17-14 lead at half, but can't hold off Leathernecks down the stretch.

1997: UNI 23, MSU 22: Bears come back from a two-touchdown deficit, but miss game-tying PAT kick with five minutes left in final period for fourth straight Homecoming loss.

1998: MSU 45, Southeast Missouri St. 10: MSU gets 271 yards, three touchdowns passing from QB Derek Jensen to blow open non-conference game with 21-point third quarter.

1999: UNI 29, MSU 17: Panthers blow open ballgame after a 10-10 halftime tie with 19 unanswered points in third period as Bears drop league decision.

2000: MSU 27, Southern Illinois 9: MSU blows open close game with 24 points in fourth quarter.

2001: Indiana State 25, MSU 19: The Sycamores battle back to overcome a 19-7 deficit to beat Bears in last period as Missouri State receivers steps on end zone back line with catch on last possession.

2002: Western Kentucky 31, MSU 7: Eventual Division I FCS national champs roll over Bears in second half.

2003: UNI 26, MSU 20: Early pass interception TDs give UNI Panthers lead Bears can't overtake.

2004: Southern Illinois 27, MSU 3: Top-ranked Salukis steamroll Bears with bruising ground attack.

2005: Missouri State 31, Indiana State 27: Bears get game-winning touchdown on pass from QB A.J. Porter to WR Kaya Farris with 28 seconds left to win see-saw conference matchup.

2006: Southern Illinois 27, MSU 17: Nationally-ranked Salukis overcome an early 10-3 Bears' lead with two touchdowns in last five minutes of second period and Missouri State can't come back.

2007: MSU 63, Indiana State 7: Bears roll to three touchdowns in each of first three quarters as balanced ground-air attack behind QB Cody Kirby gives MSU its second league win.

2008: MSU 42, Youngstown State 28: Bears get two rushing touchdowns and 183 total yards from quarterback Cody Kirby, while Kingjack Washington rushed for 133 yards in second win ever against YSU.

2009: Illinois State 24, MSU 14: Upstart Redbirds hold Bears scoreless in second half and amass 311 yards total offense to hold on for a double-figure win despite 20 tackles by Antoine Wilkinson and 248 passing yards by Cody Kirby.

2010: MSU 31, Western Illinois 28: Bears topple No. 18 Leathernecks, an eventual NCAA playoff team. MSU tallies 508 total yards including 165 and 130 rushing yards, respectively from Chris Douglas and Stephen Johnston.

2011: South Dakota State 43, MSU 36 (2ot): Bears miss a 35-yard field goal late in regulation and score first in overtime, only to spoil a 451-yard day by the offense in a double-overtime disappointment at Plaster.

2012: MSU 42, Western Illinois 3: MSU reeled off its third win in a row behind three first-half touchdown passes by Kierra Harris and a stubborn defense that surrendered just 224 yards and 70 passing yards.

2013: MSU 35, South Dakota State 21: A 69-yard touchdown run from Ashton Glaser late in the 4th quarter sealed MSU's first-ever win over the No. 15 Jackrabbits. Bears rushed for 352 yards on 47 carries.

2014: MSU 31, South Dakota 12: Bears rush for season-high 288 yards; Kierra Harris racks up 242 yards total offense.

2015: Illinois State 38, MSU 2: Freshman Jason Randall rushes for 62 yards and snags 3 receptions vs. No. 4 ISU.

2016: Western Illinois 38, MSU 35: Bears rally from 31-14 deficit late, but surrender game-winning TD with 43 seconds left. Brody Lambert passes for school record 5 TD passes for Bears.

2017: MSU 59, Indiana State 20: MSU rolls up 624 yards of total offense -- 385 by QB Peyton Huslig -- in landslide win.

2018: Western Illinois 31, MSU 14: WIU holds MSU to 283 yards, while rolling up a season-high 563 yards of offense.

Note - MSU Homecoming began in 1921.

Bears in the Top 25

Poll Date	Ranking	Poll
9/14/85.....	18.....	NCAA
9/30/85.....	18.....	NCAA
10/7/85.....	17.....	NCAA
10/14/85.....	15.....	NCAA
Preseason 1989.....	10.....	NCAA
9/18/89.....	5.....	NCAA
9/25/89.....	5.....	NCAA
10/2/89.....	4.....	NCAA
10/9/89.....	4.....	NCAA
10/16/89.....	8.....	NCAA
10/23/89.....	7.....	NCAA
10/30/89.....	5.....	NCAA
11/6/89.....	5.....	NCAA
11/13/89.....	9.....	NCAA
Final 1989.....	9.....	NCAA
Preseason 1990.....	7.....	NCAA
9/10/90.....	10.....	The Sports Network
9/17/90.....	6.....	NCAA
9/24/90.....	6.....	NCAA
10/1/90.....	3.....	NCAA
10/8/90.....	3.....	NCAA
10/15/90.....	2.....	NCAA
10/22/90.....	2.....	NCAA
10/29/90.....	2.....	NCAA
11/5/90.....	8.....	NCAA
11/12/90.....	8.....	NCAA
Final 1990.....	6.....	NCAA
Preseason 1991.....	13.....	The Sports Network
9/16/91.....	17.....	NCAA
9/23/91.....	12.....	NCAA
9/30/91.....	19.....	NCAA
10/7/91.....	15.....	NCAA
10/14/91.....	18.....	The Sports Network
10/21/91.....	18.....	NCAA
10/28/91.....	17.....	NCAA
11/4/91.....	24.....	The Sports Network
11/11/91.....	21.....	The Sports Network
Preseason 1992.....	20.....	NCAA
9/14/92.....	17.....	NCAA
9/21/92.....	11.....	NCAA
9/28/92.....	17.....	NCAA
10/5/92.....	16.....	NCAA
10/12/92.....	17.....	NCAA
10/19/92.....	14.....	NCAA
10/26/92.....	13.....	NCAA
11/2/92.....	12.....	NCAA
11/9/92.....	11.....	NCAA
11/16/92.....	22.....	The Sports Network
Preseason 1993.....	17.....	The Sports Network
9/13/93.....	21.....	The Sports Network
Preseason 1996.....	21.....	The Sports Network
9/2/96.....	21.....	The Sports Network
9/9/96.....	14.....	The Sports Network
9/16/96.....	10.....	The Sports Network
9/23/96.....	8.....	The Sports Network
9/30/96.....	7.....	The Sports Network
10/7/96.....	6.....	The Sports Network
10/14/96.....	5.....	The Sports Network
10/21/96.....	9.....	The Sports Network
10/28/96.....	7.....	The Sports Network
11/4/96.....	14.....	The Sports Network
11/11/96.....	20.....	The Sports Network
11/18/96.....	21.....	The Sports Network
11/25/96.....	21.....	The Sports Network
Final 1996.....	23.....	The Sports Network
Preseason 1997.....	21.....	ESPN/USA Today
9/22/14.....	24.....	FCS Coaches Poll
9/29/14.....	23.....	FCS Coaches Poll
10/1/18.....	24.....	STATS FCS Poll

Notes: The Bears' highest ever Division I FCS poll ranking was No. 2 for three straight weeks - 10/15/90 to 10/29/90.



Mo-Kan Bowl December 4, 1948, Kansas City, Mo.

Coach Tommy O'Boyle's Bears shared the MIAA title with a 4-1 conference record and then took a 9-1 season mark into the Mo-Kan Bowl game, a contest matching Missouri and Kansas small college conference champions. The Bears came away on the short end of a 34-20 score with Emporia State. Ray Haley scored twice for MSU after Emporia State grabbed a 21-0 lead but the Hornets put the game away late.

Missouri State	0	6	7	7	20
Emporia State	21	0	0	13	34

ESU--Litchfield, 1, run (Baranoski kick)
ESU--Litchfield, 10, run (Baranoski kick)
ESU--Edwards, 2, run (Baranoski kick)
MSU--Haley, 3, run (kick blocked)
MSU--Haley, 1, run (Hartzog kick)
MSU--Lees, 1, run (Haley pass from Forsythe)
ESU--Squier, 27, pass from Shanelec (kick failed)
ESU--Nightengale, 85, interception return (Baranoski kick)



NCAA FCS First Round November 25, 1989, Springfield, Mo.

The Missouri State Bears hosted their first NCAA FCS football playoff game ever and earned the first postseason grid win in MSU history as K Chris Potthast hit a 33-yard field goal with eight seconds left in the game to beat Maine, 38-35 before a packed home crowd on an overcast but warm afternoon on the Bears' home field. QB DeAndre Smith brought the Bears back from an early 17-7 deficit with three TD runs, and QB Paul Carney ran for the Bears' final two scores after Smith went out with an injury. Both MSU passers fired with pin-point accuracy, hitting 11-of-14 aeriels for the contest. Carl Smith, the nation's top rusher, led Maine as he ran for a pair of touchdowns, but the Bears held on to tie the all-time school mark for wins in a season with 10 and advance to the NCAA playoff quarterfinals.

Maine	3	17	8	7	35
Missouri State	0	14	14	10	38

Maine--McCleish, 24, field goal
Maine--C. Smith, 9, run (McCleish kick)
MSU--D. Smith, 4, run (Potthast kick)
Maine--Buck, 1, run (McCleish kick)
MSU--D. Smith, 7, run (Potthast kick)
Maine--McCleish, 47, field goal
MSU--D. Smith, 11, run (Potthast kick)
Maine--Depree, 33, pass from Buck (C. Smith run)
MSU--Carney, 1, run (Potthast kick)
MSU--Carney, 13, run (Potthast kick)
Maine--C. Smith, 35, run (McCleish kick)
MSU--Potthast, 33, field goal
Attendance-8,750

STATISTICS	Maine	MSU
First Downs	26	22
Rushes	54	46
Rushing Yards	299	248
Passes	11-21-1	11-14-0
Passing Yards	130	161
Return Yards	20	4
Punts/Average	2/35.5	3/41.0
Fumbles/Lost	2/0	2/0
Penalties/Yards	2/20	4/31
Possession Time	27:42	32:18

INDIVIDUAL LEADERS

Rushing: UM-C. Smith 30/205 yds, Simans 18/97; MSU-Collins 6/70, Jenkins 13/66, D. Smith 10/53, Frost 4/26.
Passing: UM-Buck 10-20-1/124 yds; MSU-Smith 7-7-0/103.
Receiving: UM-Dupree 4/69 yds, Roth 2/28, C. Smith 2/12; MSU-Collins 3/41, Gilbert 3/28, Eden 2/29, Adams 1/44.
Punting: UM-Bell 2/35.5 yds; MSU-VonWiller 3/41.0.

Mineral Water Bowl November 30, 1963, Excelsior Springs, Mo.

Coach Orville Pottenger's 1963 squad had the first perfect Missouri State season in 23 years, going 5-0 in MIAA play. The Bears went to the Mineral Water Bowl to face the nation's top small college passer, George Bork of Northern Illinois. It was 7-7 after three periods but NIU got TD passes from Bork to Hugh Rohrschneider and Dave Broderick in just four minutes early in the final period. MSU RB Cornelius Perry got his second TD late in the period but the Bears couldn't pull even and NIU won, 21-14.

Missouri State	0	7	0	7	14
Northern Illinois	7	0	0	14	21

NIU--Stearns, 42, pass from Bork (Henigan kick)
MSU--C. Perry, 16, run (Bybel kick)
NIU--Rohrschneider, 24, pass fm. Bork (Henigan kick)
NIU--Broderick, 40, pass from Bork (Henigan kick)
MSU--C. Perry, 66, pass from Melton (Bybel kick)

Statistics	MSU	NIU
First Downs	17	18
Yards Rushing	220	129
Yards Passing	128	277
Passes	5-12-0	26-41-2
Punts/Average	5/42	5/40
Fumbles Lost	2	1
Yards Penalized	5	5

NCAA FCS Quarterfinals December 2, 1989, Nacogdoches, Texas

The pass-happy Stephen F. Austin State Lumberjacks scored early and often on their home field behind QB Todd Hammel to oust Missouri State from the Bears' first appearance in the NCAA FCS playoffs, 55-25. Southland Conference champion SFA was on top 13-0 after just 3:29 of the game and MSU closed to within 26-18 late in third period, but SFA got rolling again to pull away and win the game handily. Missouri State QB DeAndre Smith amassed 307 yards in total offense and helped MSU to a new passing yardage record just six days after undergoing arthroscopic knee surgery, but SFA's 613 total yards matched the most ever given up by a Missouri State team in a game. The Bears wound up the campaign with a final 10-3 season record.

Missouri State	3	7	8	7	25
Stephen F. Austin	16	7	11	21	55

SFA--Jackson, 63, pass from Hammel (kick wide)
SFA--Centers, 22, pass from Hammel (Rawlinson kick)
MSU--Potthast, 31, field goal
SFA--Rawlinson, 36, field goal
MSU--Gilbert, 18, run (Potthast kick)
SFA--Kelley, 11, pass from Hammel (Rawlinson kick)
SFA--Rawlinson, 51, field goal
MSU--McConico, 92, pass from Smith (Smith run)
SFA--Bradford, 10, pass from Hammel (Kelley pass)
SFA--Dumes, 36, run (Rawlinson kick)
SFA--Dumes, 62, run, (Rawlinson kick)
MSU--Adams, 50, pass from Carney (Potthast kick)
SFA--Gaines, 44, run (Rawlinson kick)
Attendance-10,491

STATISTICS	MSU	SFA
First Downs	18	22
Rushes	47	26
Rushing Yards	93	208
Passes	19-41-1	24-43-4
Passing Yards	401	405
Return Yards	184	88
Punts/Average	7/39.7	4/34.8
Fumbles/Lost	3/2	1/1
Penalties/Yards	8/90	4/49
Possession Time	35:50	24:10

INDIVIDUAL LEADERS

Rushing: MSU-Jenkins 12/52 yds, Gilbert 2/23, Smith 21/15, Frost 3/10; SFA-Dumes 5/103, Gaines 1/44, Centers 11/40.
Passing: MSU-Smith 13-30-1/292, Carney 6-11-0/109; SFA-Hammel 24-41-3/405.
Receiving: MSU-Gilbert 6/56 yds, Rapert 3/63, Collins 3/40, Eden 3/79, McConico 1/92, Adams 2/61; SFA-Bradford 7/108, Jackson 6/119, Kelley 5/78, Centers 3/40.

Mineral Water Bowl November 26, 1966, Excelsior Springs, Mo.

Missouri State posted another 5-0 MIAA championship season in 1966 under coach Jim Mentis to earn a repeat invitation to the Mineral Water Bowl. The Bears took a 7-3 record against Adams (Colo.) State. Adams State got a scoring pass from QB Jim Attaway to HB Don Alley just before halftime and added another TD on a 19-yard run by FB Hugh Wright with seven minutes left in the last quarter. A pass from QB Tom Young to end Bill Douglass set up a one-yard plunge by FB Mike Howell for the Bears' only score late in the game as Missouri State lost, 14-8.

Missouri State	0	0	0	8	8
Adams State	0	7	0	7	14

AS--Alley, 20, pass from Attaway (Cockroft kick)
AS--Wright, 19, run (Cockroft kick)
MSU--Howell, 1, run (Douglass pass from Dixon)

Statistics	MSU	ASU
First Downs	11	9
Rushing Yards	67	64
Passing Yards	117	120
Passes	11-22-0	10-21-1
Punts/Average	10/40.6	9/44.5
Fumbles Lost	0	0
Yards Penalized	30	34

NCAA FCS First Round November 24, 1990, Springfield, Mo.

The Missouri State Bears couldn't handle the one-two offensive punch of the nation's top FCS rusher, TB Devon Pearce, and the leading receiver in the nation, WR Kasey Dunn, in dropping a 41-35 shootout to the Idaho Vandals in the NCAA playoffs first round. Big Sky Conference champ Idaho jumped out to a quick 14-3 lead but RB Rodney McConico scored a pair of touchdowns and helped draw closer in the game before a field goal by Richard Grote made it 35-35 on the first play of the fourth quarter. The Vandals added two more field goals in the closing minutes and finally stopped Missouri State on downs on the Idaho 45 with half a minute remaining in the game to prevail.

Idaho	14	7	14	6	41
Missouri State	10	7	15	3	35

MSU--Grote, 22, field goal
Idaho--Taylor, 56, pass from Nolan (Doyle kick)
Idaho--Pearce, 14, run (Doyle kick)
MSU--D. Smith, 30, run (Grote kick)
Idaho--Murphy, 10, pass from Nolan (Doyle kick)
MSU--McConico, 17, run (Grote kick)
Idaho--Pearce, 10, run (Doyle kick)
MSU--Jenkins, 50, run (Grote kick)
Idaho--Pearce, 1, run (Doyle kick)
MSU--McConico, 7, run (Pegues run)
MSU--Grote, 24, field goal
Idaho--Doyle, 29, field goal
Idaho--Doyle, 50, field goal
Attendance-8,750

STATISTICS	Idaho	MSU
First Downs	25	21
Rushes	38	56
Rushing Yards	172	284
Passes	24-41-0	9-14-0
Passing Yards	406	172
Return Yards	64	19
Punts/Average	6/39.7	7/40.4
Fumbles/Lost	1/1	3/1
Penalties/Yards	11/100	1/13
Possession Time	30:40	29:20

INDIVIDUAL LEADERS

Rushing: IU-Pearce 27/169 yds, Carter 4/13; MSU-Jenkins 12/80, McConico 11/71, Smith 24/68, Pegues 5/42.
Passing: IU-Nolan 24-41-0/406 yds; MSU-Smith 9-14-0/172.
Receiving: IU-Dunn 13/234 yds, Dahlquist 3/35, Murphy 3/27, Taylor 2/78; MSU-McConico 4/89, Pegues 3/51, Rapert 2/32.
Punting: IU-Carrasco 6/39.7 yds; MSU-VonWiller 7/40.4.



Year (Record)	1st Dwn	Rushes	Rush Yds.	Cmp-Att-Int	Pass Yds	Plays	Total Off.	Punt Avg	Fum-Lost	Pen-Yds.	TD	PAT	FG	Pts.
1961 (4-4-1)	—	496	1869	31-77-4	265	573	2134	31.9	14	—	16	10	0	109
Opponents	—	391	1439	46-128-10	605	519	2044	—	14	—	15	8	0	100
1962 (5-3-1)	134	539	2000	38-95-11	565	634	2565	36.0	25	—	26	19	0	177
Opponents	96	387	1514	42-122-15	459	509	1973	—	19	—	20	15	1	138
1963 (9-1)	175	582	2431	46-102-4	627	684	3058	40.8	15	—	38	32	1	265
Opponents	113	440	1311	73-173-21	825	614	2136	—	16	—	9	4	1	61
1964 (6-4)	150	495	2205	49-103-10	645	598	2850	38.9	—	—	29	28	0	202
Opponents	138	431	1358	80-181-16	901	612	2259	—	10	—	12	11	3	92
1965 (7-3)	157	488	2020	73-156-9	981	644	3001	45.7	10	—	32	23	0	217
Opponents	143	410	1488	122-221-21	1096	631	2584	—	10	—	20	15	1	138
1966 (7-4)	147	565	1820	65-157-4	769	722	2589	39.2	11	—	31	22	1	211
Opponents	150	482	1794	86-336-29	1117	818	2911	—	15	—	20	13	1	138
1967 (4-6)	141	472	1572	57-146-13	715	618	2287	33.6	13	—	16	13	2	115
Opponents	152	453	1911	77-186-8	1114	639	3025	35.3	13	—	23	18	8	180
1968 (2-8)	108	446	1409	34-115-18	454	561	1863	35.8	15	—	16	11	3	117
Opponents	197	535	2146	86-202-15	1480	737	3626	26.9	14	—	42	38	6	310
1969 (0-10)	115	431	978	95-239-5	982	670	1960	36.6	12	—	13	8	1	91
Opponents	177	556	2458	86-158-23	1251	714	3709	37.3	12	—	45	34	3	317
1970 (2-7-1)	127	450	1658	52-170-18	546	620	2204	38.5	20-12	—	22	10	2	148
Opponents	199	514	2423	93-221-23	1470	735	3893	33.8	28-12	—	34	32	1	239
1971 (1-8-1)	147	400	1242	125-245-14	1290	645	2532	35.5	28-19	—	19	11	3	134
Opponents	143	496	2199	68-150-12	946	646	3145	28.6	15-12	—	30	21	4	213
1972 (4-6)	174	466	1613	126-232-14	1479	698	3092	35.7	25-15	48/565	25	23	4	185
Opponents	173	526	2512	55-122-9	999	648	3511	31.9	26-13	65/655	38	24	2	259
1973 (3-7)	169	495	1941	78-161-12	1033	656	2974	36.8	23-11	46/458	21	18	3	153
Opponents	178	486	1884	97-200-12	1399	686	3283	33.6	23-12	59/531	29	19	1	198
1974 (7-3)	190	468	2358	87-186-12	1404	654	3762	38.5	31-17	55/555	41	34	4	294
Opponents	170	479	1951	83-193-16	1188	672	3139	36.3	28-16	45/408	28	20	5	204
1975 (6-4-1)	205	583	2781	72-179-11	1022	762	3803	36.4	36-20	76/730	29	27	10	233
Opponents	180	495	1871	111-227-17	1571	722	3442	34.7	32-14	78/857	27	20	5	199
1976 (5-6)	171	550	1616	93-191-13	1360	741	2976	36.5	35-18	73/743	30	24	5	221
Opponents	151	489	1646	92-219-17	1270	708	2916	31.9	30-23	93/819	21	15	9	168
1977 (6-3-1)	156	458	1744	102-191-8	1333	649	3077	38.1	24-17	51/472	24	22	11	205
Opponents	165	475	1747	105-282-10	1543	757	3290	31.8	16-7	81/707	23	14	4	167
1978 (8-3)	245	625	3069	94-181-14	1491	806	4560	37.2	28-18	60/620	51	46	11	387
Opponents	195	525	1970	127-282-22	1627	807	3597	31.3	27-16	75/696	25	14	5	182
1979 (7-4)	227	646	2984	86-161-3	1506	807	4490	35.3	24-17	46/550	47	39	8	352
Opponents	180	499	1813	114-239-23	1496	738	3309	36.5	17-12	62/689	28	22	7	216
1980 (6-5)	164	502	1729	100-218-10	1620	720	3349	36.1	26-19	58/570	24	17	5	177
Opponents	208	530	1900	161-289-22	1790	819	3690	35.1	21-12	85/943	24	20	6	184
1981 (3-5-2)	159	522	1867	70-170-13	903	692	2750	36.6	39-25	52/456	27	22	4	196
Opponents	158	390	837	152-325-17	1813	715	2650	35.1	28-17	56/458	21	16	11	179
1982 (5-6)	186	538	2025	104-226-17	1598	764	3623	38.5	23-14	67/570	28	27	5	214
Opponents	152	470	1470	124-251-15	1507	721	2977	36.5	24-20	72/679	26	20	7	197
1983 (6-5)	174	581	2419	66-153-16	919	734	3338	36.5	38-22	88/776	28	22	3	201
Opponents	184	398	1415	186-334-23	2191	732	3215	33.2	23-12	78/643	21	14	13	181
1984 (6-3-1)	198	485	2474	99-215-9	1313	700	3787	35.6	27-11	98/842	31	28	8	241
Opponents	194	362	1029	177-332-14	2360	694	3389	36.4	28-7	65/565	22	13	12	182
1985 (6-4-1)	236	599	3286	80-156-9	1487	755	4773	33.3	34-17	71/640	46	42	11	351
Opponents	217	429	1663	189-362-12	2579	791	4242	35.7	28-16	69/627	35	30	6	262
1986 (3-7)	134	575	1803	48-125-13	624	700	2427	39.7	30-17	42/363	14	13	10	127
Opponents	165	366	1336	170-306-16	2285	672	3621	37.5	18-11	62/558	35	30	7	263
1987 (5-6)	187	599	2323	87-165-11	1163	764	3486	38.9	32-15	63/566	23	18	13	195
Opponents	186	478	1594	154-280-14	1599	758	3193	36.1	29-14	44/392	17	14	9	145
1988 (5-5)	198	580	2725	65-133-6	885	713	3610	30.4	36-24	54/509	35	29	4	252
Opponents	189	415	1355	174-297-12	1939	712	3294	36.4	24-16	75/721	26	18	8	200
1989 (10-3)	278	702	3811	123-214-5	1828	916	5639	36.1	33-15	91/861	57	53	11	434
Opponents	257	500	1678	207-422-19	2973	922	4651	33.2	24-15	68/473	37	32	9	288
1990 (9-3)	266	639	3120	153-250-9	2134	889	5254	39.8	28-15	62/691	54	49	12	413
Opponents	194	452	1484	172-356-16	2344	808	3828	38.3	27-16	67/566	28	24	8	219
1991 (6-4-1)	203	556	2606	109-214-6	1286	750	3892	36.0	25-12	57/507	42	33	2	295
Opponents	189	480	1920	136-272-12	1504	722	3424	38.2	26-16	56/501	26	16	9	199
1992 (6-5)	204	646	3037	59-109-6	965	755	4002	36.3	22-10	59/479	36	32	12	286
Opponents	186	442	1820	141-269-16	2027	711	3847	35.9	18-11	72/589	28	25	12	230
1993 (7-4)	209	535	1836	174-302-17	1967	837	3803	32.5	29-17	75/567	36	30	7	271
Opponents	172	464	1453	110-248-21	1570	712	3023	36.7	27-11	64/523	34	26	5	249
1994 (4-7)	195	497	1840	160-277-14	1805	774	3645	41.3	23-12	62/526	29	26	4	217
Opponents	207	472	1773	154-293-5	2343	765	4116	39.6	8-20	77/635	33	30	11	263
1995 (4-7)	203	430	1539	198-382-16	2581	812	4120	40.5	21-12	98/973	25	24	14	220
Opponents	190	426	1494	144-334-12	1982	760	3476	37.3	19-7	79/669	23	20	15	204
1996 (7-4)	208	452	1666	178-351-12	2425	803	4091	41.7	16-10	90/799	30	28	25	285
Opponents	159	434	1010	123-289-14	1997	723	3007	38.2	21-9	62/573	22	18	9	179
1997 (5-6)	216	423	1666	200-395-10	2461	818	4127	40.0	23-12	105/883	29	<		



Total Offense

Year	Name	Plays	Yards	Avg.
1957	Dick Birmingham	94	447	4.8
1958	Sam Carter	133	744	5.6
1959	Rod Kramer	88	442	5.0
1960	Jim Shreve	206	624	3.0
1961	George Sample	153	605	4.0
1962	George Sample	140	617	4.4
1963	Cornelius Perry	168	885	5.3
1964	Cornelius Perry	155	905	5.8
1965	Dan Young	234	1156	4.9
1966	Tom Young	242	740	3.1
1967	Ardie McCoy	177	759	4.3
1968	Mike Howell	112	526	4.7
1969	Bobby George	131	441	3.4
1970	Fred Tabron	144	630	4.4
1971	Frank Miller	280	1157	4.1
1972	Frank Miller	316	1489	4.7
1973	Kent Stringer	157	875	5.6
1974	Kent Stringer	204	1422	7.0
1975	Kent Stringer	242	1229	5.1
1976	Mitch Ware	194	883	4.6
1977	Mitch Ware	229	1313	5.7
1978	Mitch Ware	257	1517	5.9
1979	Mitch Ware	255	1889	7.4
1980	Mike Royle	272	1629	6.0
1981	Bill Hedgepath	178	801	4.5
1982	Greg Arterburn	314	1726	5.5
1983	Tom Leeker	167	753	4.5
1984	Greg Arterburn	292	1499	5.1
1985	Tom Leeker	210	1747	8.3
1986	Tony Gilbert	96	540	5.6
1987	Daryl Patton	179	958	5.3
1988	Daryl Patton	190	871	4.6
1989	DeAndre Smith	388	2530	6.5
1990	DeAndre Smith	413	2635	6.4
1991	Paul Carney	226	1193	5.3
1992	Cleveland Antoine	237	1230	5.2
1993	Phil Johnson	293	1587	5.4
1994	Jeremy Hoog	280	1414	5.1
1995	Jeremy Hoog	210	1564	7.4
1996	Jeremy Hoog	416	2250	5.4
1997	Jeremy Hoog	408	2098	5.1
1998	Derek Jensen	463	2697	5.8
1999	Jay Rodgers	362	2768	7.6
2000	Austin Moherman	342	1876	5.5
2001	Austin Moherman	299	1940	6.8
2002	Michael White	296	1635	5.4
2003	A.J. Porter	185	1319	7.1
2004	A.J. Porter	338	1943	5.7
2005	Scott Carroll	236	1503	6.4
2006	Tyler Horner	187	1033	5.2
2007	Cody Kirby	334	1960	5.9
2008	Cody Kirby	418	2227	5.3
2009	Cody Kirby	384	2122	5.5
2010	Cody Kirby	452	2710	6.0
2011	Trevor Wooden	373	2420	6.5
2012	Ashton Glaser	245	1294	5.3
2013	Kierra Harris	292	1549	5.3
2014	Kierra Harris	432	2462	5.7
2015	Brodie Lambert	231	706	3.1
2016	Brodie Lambert	331	1784	5.4
2017	Peyton Huslig	413	2602	6.3
2018	Peyton Huslig	451	2479	5.5

Scoring

Year	Name	TD	PAT	FG	Pts
1957	Pete Bybel	8	5	0	53
1958	Pete Bybel	7	11	0	53
1959	Sam Claxton	6	0	0	36
1960	Mike Jennings	3	0	0	18
1961	George Sample	5	0	0	30
1962	Bill Hall-Sample	8	0	0	48
1963	Cornelius Perry	13	0	0	78
1964	Cornelius Perry	13	0	0	78
1965	Pat Hogan	9	15	0	69
1966	Pat Hogan	3	20	0	38
1967	Tom Gold	5	0	0	30
1968	Mike Howell	7	0	0	42
1969	Bill Helfrecht	5	0	0	30
1970	Fred Tabron	9	0	0	54
1971	Fred Tabron	10	0	0	60
1972	Fred Tabron	7	0	0	42
1973	G. Lawson-T. Herman	5	0	0	30
1974	Greg Lawson	14	2	0	86
1975	Gino Travline	10	4	0	64
1976	Jan Stahle	0	24	5	39
1977	Jan Stahle	0	22	11	55
1978	John Gianini	13	0	0	78
1979	Mark Daniels	18	2	0	110
1980	Steve Newbold	6	0	0	36
1981	Bill Hedgepath	8	0	0	48
1982	Greg Finley	0	25	5	40
1983	Johnny Longstreet	8	0	0	48
1984	Danny Gasser	0	27	8	51
1985	Keith Williams	16	0	0	96
1986	Chris Potthast	0	13	10	43
1987	Chris Potthast	0	18	13	57
1988	Rodney McConico	7	0	0	42
1989	DeAndre Smith	15	2	0	92
1990	DeAndre Smith	18	0	0	108
1991	Jonah White	9	0	0	54

1992	Richard Grote	0	32	12	68
1993	Wayne Boyer	0	29	7	50
1994	Kyle Geller	6	0	0	36
1995	Wayne Boyer	0	24	14	66
1996	Wayne Boyer	0	25	28	103
1997	Travis Brawner	0	23	21	86
1998	Travis Brawner	0	42	8	66
1999	Jason Ringena	13	0	0	78
2000	Brian Long	0	28	11	61
2001	Brian Long	0	35	12	71
2002	Brian Long	0	28	6	46
2003	Cody Pratt	11	0	0	66
2004	Jon Scifres	0	34	15	79
2005	Jon Scifres	0	31	10	61
2006	Nathan Stokes	0	23	9	50
2007	Gerald Davis	19	0	0	114
2008	Matt Hottelman	0	32	8	56
2009	Matt Hottelman	0	28	7	49
2010	Cody Kirby	13	0	0	78
2011	Jermaine Saffold	8	0	0	48
2012	Austin Witmer	0	20	12	56
2013	Kierra Harris	9	0	0	54
2014	Marcelo Bonani	0	29	12	65
2015	Marcelo Bonani	0	8	3	17
2016	Zach Drake	0	29	7	50
2017	Zach Drake	0	28	12	64
2018	Parker Lacina	0	32	5	37

Rushing

Year	Name	TC	Yds.	TD
1957	John Thomas	118	384	4
1958	Steve Rule	120	573	3
1959	Dale Cramer	100	418	4
1960	George Sample	136	386	1
1961	George Sample	153	605	4
1962	George Sample	140	617	7
1963	Cornelius Perry	168	885	10
1964	Cornelius Perry	155	905	9
1965	Pat Hogan	144	696	9
1966	Ardie McCoy	113	490	6
1967	Ardie McCoy	177	759	3
1968	Mike Howell	112	526	7
1969	Bill Helfrecht	115	410	5
1970	Fred Tabron	144	630	9
1971	Fred Tabron	192	808	10
1972	Fred Tabron	179	808	7
1973	Greg Lawson	117	455	3
1974	Greg Lawson	157	914	12
1975	Gino Travline	240	1181	10
1976	John Gianini	147	542	6
1977	John Gianini	150	593	7
1978	John Gianini	188	1002	13
1979	Mark Daniels	230	1039	17
1980	John Gianini	153	641	4
1981	Bill Hedgepath	178	801	8
1982	John Finders	130	495	3
1983	Johnny Longstreet	185	728	6
1984	Johnny Longstreet	174	838	7
1985	Keith Williams	158	1201	9
1986	Tony Gilbert	96	540	0
1987	Rodney McConico	80	453	4
1988	Rodney McConico	106	565	7
1989	DeAndre Smith	207	909	15
1990	Eric Jenkins	183	1037	9
1991	Jonah White	124	555	9
1992	Jonah White	189	880	6
1993	Anthony Pegues	115	497	5
1994	Dee Debro	126	600	5
1995	Michael Cozey	145	566	2
1996	Michael Cozey	293	1453	13
1997	Maurice Daniels	151	918	2
1998	Maurice Daniels	169	1120	5
1999	Jason Ringena	163	944	12
2000	Jason Ringena	169	870	9
2001	Eddie Linscomb	154	984	8
2002	Eddie Linscomb	169	758	3
2003	Cody Pratt	251	1223	11
2004	Cody Pratt	266	1116	12
2005	Lee Baker	157	798	2
2006	Michael Cooper	148	540	3
2007	Gerald Davis	156	830	19
2008	Kingjack Washington	126	641	3
2009	Mikael Cooper-Falls	92	424	2
2010	Chris Douglas	152	1051	11
2011	Trevor Wooden	150	567	7
2012	Ryan Heaston	84	424	0
2013	Mikael Cooper-Falls	142	604	3
2014	Calan Crowder	153	762	4
2015	Ryan Heaston	125	483	2
2016	Jason Randall	121	459	2
2017	Peyton Huslig	136	621	4
2018	Jason Randall	96	426	5

Passing

Year	Name	Cmp-Att.	Yds.	TD
1957	Sam Carter	22-65	436	3
1958	Sam Carter	38-99	747	7
1959	Rod Kramer	33-68	377	2
1960	Jim Shreve	60-137	576	2
1961	Mike Wofford	17-38	165	2
1962	Jerry Melton	23-53	312	3

1963	Jerry Melton	29-62	405	2
1964	Dan Young	44-85	593	8
1965	Dan Young	68-138	905	6
1966	Tom Young	56-126	665	3
1967	Tom Young	43-108	484	3
1968	George Kanne	16-51	222	0
1969	John Smrcina	51-131	486	1
1970	Bobby George	48-151	512	6
1971	Frank Miller	121-231	1256	4
1972	Frank Miller	125-230	1469	7
1973	Kent Stringer	61-117	832	5
1974	Kent Stringer	77-159	1297	8
1975	Kent Stringer	67-171	1009	7
1976	Mitch Ware	68-126	996	8
1977	Mitch Ware	99-184	1293	6
1978	Mitch Ware	76-147	1164	10
1979	Mitch Ware	79-135	1429	12
1980	Mike Royle	98-213	1601	12
1981	Matt Marlborough	49-128	617	3
1982	Greg Arterburn	84-189	1309	8
1983	Tom Leeker	39-84	547	4
1984	Greg Arterburn	89-191	1147	10
1985	Tom Leeker	69-125	1337	9
1986	David Johnson	26-52	392	2
1987	Daryl Patton	61-112	861	1
1988	Daryl Patton	55-103	698	5
1989	DeAndre Smith	105-181	1621	7
1990	DeAndre Smith	140-230	1970	9
1991	Paul Carney	64-128	787	4
1992	Cleveland Antoine	37-70	709	3
1993	Phil Johnson	134-233	1506	9
1994	Jeremy Hoog	135-227	1391	9
1995	Jeremy Hoog	98-159	1265	5
1996	Jeremy Hoog	163-318	2196	12
1997	Jeremy Hoog	173-338	2107	10
1998	Derek Jensen	208-378	2554	16
1999	Jay Rodgers	206-326	2741	24
2000	Austin Moherman	155-296	1919	10
2001	Austin Moherman	153-264	2045	8
2002	Michael White	138-249	1708	12
2003	A.J. Porter	88-168	1373	13
2004	A.J. Porter	156-284	1830	13
2005	Scott Carroll	117-195	1394	9
2006	Tyler Horner	82-144	969	3
2007	Cody Kirby	149-246	1742	11
2008	Cody Kirby	181-320	2014	15
2009	Cody Kirby	181-293	2120	11
2010	Cody Kirby	179-313	2307	10
2011	Trevor Wooden	138-223	1853	17
2012	Ashton Glaser	116-210	1221	2
2013	Kierra Harris	103-205	1220	6
2014	Kierra Harris	159-289	1984	19
2015	Brodie Lambert	103-194	776	3
2016	Brodie Lambert	147-262	1691	18
2017	Peyton Huslig	159-277	1981	9
2018	Peyton Huslig	165-322	2113	13

Receiving

Year	Name	No.	Yds.	TD
1957	Pete Bybel	10	347	4
1958	Pete Bybel	13	430	4
1959	Dale Cramer	8	94	0
1960	Kay Holaday	12	71	1
1961	George Sample.....	7	73	1
1962	Bill Hall.....	10	178	3
1963	Cornelius Perry	15	272	2
1964	Cornelius Perry	17	212	2
1965	Bill Douglass	35	413	4
1966	Bill Douglass	21	324	2
1967	Bob Journagan	29	464	2
1968	Jay Cummings	10	141	0
1969	Steve Chatman	31	480	1
1970	Steve Chatman	17	258	6
1971	Tom McIntyre	32	337	0
1972	Glen Wiese	35	461	2
1973	Greg Dillard	21	251	0
1974	Bob Grana	26	558	4
1975	Tom Hamilton	26	405	1
1976	Tom Hamilton	37	574	4
1977	Tom Hamilton	40	678	2
1978	Steve Newbold	34	586	5
1979	Steve Newbold	35	773	6
1980	Steve Newbold	30	611	6
1981	Brian Keegan	22	214	3
1982	Lynn May	45	809	5
1983	B. J. Torbert	15	214	1
1984	B. J. Torbert	26	401	4
1985	Keith Williams	21	510	7
1986	Ray Ratcliff	14	281	1
1987	Ray Ratcliff	30	483	1
1988	Ray Ratcliff	12	256	2
1989	Phillip Collins	34	418	2
1990	Shawn Cooper	39	437	1
1991	Anthony Pegues	31	406	2
1992	Chuck Calhoun	15	302	2
1993	Chuck Calhoun	41	653	6
1994	Joel Heman.....	31	366	1
1995	Jason Cannon.....	53	842	5
1996	Michael Cosey	46	555	1
1997	Jason Cannon.....	43	591	7
1998	Jeff Hewitt	35	526	8
1999	Chance Thurman	51	662	3
2000	Jeff Hewitt	57	820	0



2001	Mark Marcos	59	905	4
2002	Mark Marcos	41	581	2
2003	Steven Rush	35	720	7
2004	Steven Rush	56	741	8
2005	Michael Sparks	62	663	5
2006	Jeremy Nicholson	31	448	4
2007	Clay Harbor	45	647	3
2008	Clay Harbor	40	457	2
2009	Clay Harbor	59	729	4
2010	Jermaine Saffold	53	869	5
2011	Jermaine Saffold	45	913	8
2012	Dorian Buford	59	642	2
2013	Julian Burton	52	686	4
2014	Julian Burton	54	727	5
2015	Malik Earl	31	352	2
2016	Malik Earl	41	534	3
2017	Malik Earl	56	774	3
2018	Tyler Currie	35	548	5

All-Purpose Yards

Year	Name	Rush	Rec.	Ret.	Tot.
1970	Fred Tabron	630	48	30	708
1971	Fred Tabron	808	178	0	986
1972	Fred Tabron	808	41	0	849
1973	Greg Lawson	455	44	196	695
1974	Greg Lawson	914	117	48	1079
1975	Gino Travline	1181	47	260	1488
1976	John Gianini	542	133	16	691
1977	John Gianini	593	94	12	699
1978	John Gianini	1002	13	0	1015
1979	Mark Daniels	1039	48	0	1087
1980	John Gianini	641	33	0	674
1981	Bill Hedgepath	801	29	0	830
1982	Lynn May	0	809	283	1092
1983	John Longstreet	728	130	0	858
1984	Keith Williams	673	102	205	980
1985	Keith Williams	1201	510	232	1943
1986	Tony Gilbert	540	42	616	1198
1987	Tony Gilbert	444	118	518	1080
1988	Tony Gilbert	324	62	533	919
1989	Tony Gilbert	431	520	779	1730
1990	Eric Jenkins	1037	39	0	1076
1991	Anthony Pegues	371	406	0	777
1992	Anthony Pegues	498	247	416	1161
1993	Anthony Pegues	497	362	350	1209
1994	Dee Debro	600	259	143	1002
1995	Robbie Fresquez	0	476	572	1048
1996	Michael Cossey	1453	555	0	2008
1997	Maurice Daniels	918	277	16	1211
1998	Maurice Daniels	1120	188	0	1308
1999	Jason Ringena	944	131	41	1116
2000	Jeff Hewitt	28	820	128	976
2001	Eddie Linscomb	984	60	290	1334
2002	Eddie Linscomb	758	74	48	880
2003	Steven Rush	66	720	618	1404
2004	Steven Rush	7	741	655	1403
2005	Michael Sparks	0	663	546	1209
2006	Eric Davis	17	332	649	998
2007	Kingjack Washington	674	68	610	1352
2008	Kingjack Washington	641	72	72	785
2009	Clay Harbor	0	729	0	729
2010	Chris Douglas	1051	108	34	1193
2011	Jermaine Saffold	0	913	146	1059
2012	Dorian Buford	0	642	0	642
2013	Julian Burton	0	686	526	1212
2014	Julian Burton	11	727	506	1244
2015	Deion Holliman	3	92	1233	1328
2016	Deion Holliman	120	246	950	1316
2017	Deion Holliman	113	290	691	1094
2018	Tyler Currie	7	548	0	555

Kickoff Returns

Year	Name	No.	Yds.	Avg.	TD
1970	Steve Jennings	18	396	22.0	0
1971	Steve Jennings	9	161	17.9	0
1972	Tyrone Smith	20	380	19.0	0
1973	Greg Lawson	9	196	21.8	0
1974	Gino Travline	11	287	26.1	1
1975	Gino Travline	13	260	20.0	0
1976	Scott Fick	7	161	23.0	0
1977	Bill Beckett	11	228	20.7	0
1978	Tim Ries	12	263	21.9	0
1979	Kelvin Dixon	20	383	19.2	0
1980	Kelvin Dixon	9	211	23.4	0
1981	Lynn May	19	524	27.6	0
1982	Lynn May	16	255	15.9	0
1983	Jerry Burkins	10	175	17.5	0
1984	B. J. Torbert	12	236	19.7	0
1985	Raynard Smith	14	271	19.4	0
1986	Tony Gilbert	28	616	22.0	0
1987	Tony Gilbert	23	518	22.5	2
1988	Tony Gilbert	26	533	20.5	0
1989	Tony Gilbert	35	779	22.3	0
1990	Rod Edwards	20	429	21.5	0
1991	Rod Edwards	18	274	15.2	0
1992	Anthony Pegues	17	416	24.5	0
1993	Anthony Pegues	12	350	29.2	0
1994	Irvin Tisdale	8	210	26.3	0
1995	Phil Perkins	11	233	21.2	0
1996	Kris Tyler	8	159	19.9	0
1997	Jason Cannon	23	455	19.8	0
1998	Isaac Harvin	16	404	25.3	1

1999	Donte King	18	459	25.5	0
2000	Maurice Flournoy	16	276	17.3	0
2001	Jason Ringena	7	179	25.6	0
2002	Anthony Sullivan	24	563	23.5	0
2003	Steven Rush	21	618	29.4	2
2004	Steven Rush	20	502	25.1	1
2005	Michael Sparks	18	332	18.4	0
2006	Eric Davis	17	403	23.7	0
2007	Kingjack Washington	27	603	22.3	0
2008	Brandon Oliver	24	528	22.0	1
2009	Jermaine Saffold	13	266	20.5	0
2010	Sybhrian Berry	15	353	23.5	0
2011	Julian Burton	17	319	18.8	0
2012	Julian Burton	6	132	22.0	0
2013	Julian Burton	17	406	23.9	0
2014	Julian Burton	20	358	17.9	0
2015	Deion Holliman	49	1049	21.4	1
2016	Deion Holliman	37	869	23.5	1
2017	Deion Holliman	22	493	22.4	0
2018	Jeremiah Wilson	4	173	43.2	1

Punt Returns

Year	Name	No.	Yds.	Avg.	TD
1970	Jesse Graber	10	109	10.9	0
1971	Jesse Graber	5	26	5.2	0
1972	Bill Donegan	7	36	5.1	0
1973	Bill Donegan	1	61	61.0	0
1974	Mark Matheson	15	131	8.7	0
1975	Mark Matheson	10	72	7.2	0
1976	Bill Beckett	16	95	5.9	0
1977	Bill Beckett	11	167	15.2	1
1978	Bill Beckett	6	49	8.2	0
1979	Jon Castleman	13	38	2.9	0
1980	Jon Castleman	21	171	8.1	0
1981	Jon Castleman	19	85	4.5	0
1982	Mike Armentrout	15	66	4.4	0
1983	Mike Armentrout	15	120	8.0	0
1984	Mike Armentrout	16	122	7.6	0
1985	Scott Hartwig	19	106	5.6	0
1986	Craig Phillips	21	188	9.0	0
1987	Craig Phillips	32	218	6.8	0
1988	Phillip Collins	11	79	7.2	1
1989	Craig Phillips	18	113	6.3	0
1990	Chuck Calhoun	41	345	8.4	1
1991	Chuck Calhoun	33	222	6.7	1
1992	Chuck Calhoun	20	98	4.9	0
1993	Chuck Calhoun	31	313	10.1	0
1994	Robbie Fresquez	30	277	9.2	0
1995	Robbie Fresquez	48	431	9.0	0
1996	David Stubblefield	27	259	9.6	0
1997	C.J. Steele	24	159	6.6	0
1998	Tacoma Fontaine	28	235	8.4	0
1999	Tacoma Fontaine	18	141	7.8	0
2000	Jeff Hewitt	16	105	6.6	0
2001	Lee Coleman	15	117	7.8	0
2002	Lee Coleman	12	126	10.5	0
2003	Michael Sparks	39	477	12.2	0
2004	Steven Rush	10	153	15.3	0
2005	Michael Sparks	20	214	10.7	0
2006	Eric Davis	15	246	16.4	2
2007	Eric Davis	13	58	4.5	0
2008	Marco Finley	8	63	7.9	0
2009	Cedric Alvis	5	37	7.4	0
2010	Justin Fuseller	20	180	9.0	0
2011	Julian Burton	10	73	7.3	0
2012	Julian Burton	15	98	6.5	0
2013	Julian Burton	21	120	5.7	0
2014	Julian Burton	15	148	9.9	0
2015	Deion Holliman	11	184	16.7	1
2016	Deion Holliman	8	81	10.1	1
2017	Deion Holliman	16	198	12.4	1
2018	Tre Betts	7	54	7.7	0

Punting

Year	Name	No.	Yds.	Avg.
1957	Al Marazza	45	1527	33.9
1958	Sam Carter	55	1936	35.2
1959	Dave Eustis	58	2110	36.4
1960	Mike Wofford	51	1806	35.4
1961	Jerry Melton	22	744	33.8
1962	Mike Wofford	27	1005	37.2
1963	Pat Hogan	37	1511	40.8
1964	Pat Hogan	43	1728	40.2
1965	Pat Hogan	49	2240	45.7
1966	Pat Hogan	61	2471	40.4
1967	Rudy Rinker	37	1266	34.2
1968	Warren Baker	63	2331	37.0
1969	Warren Baker	70	2550	36.4
1970	Warren Baker	66	2566	38.9
1971	Warren Baker	40	1444	36.1
1972	Bob Smith	32	1224	38.2
1973	Bob Smith	45	1655	36.8
1974	Bob Smith	42	1618	38.5
1975	Bob Smith	49	1820	37.1
1976	Bruce Lilienkamp	63	2315	36.7
1977	Bruce Lilienkamp	61	2322	38.1
1978	Bruce Lilienkamp	43	1639	38.1
1979	Jim Klein	51	1869	36.6
1980	Jim Klein	63	2276	36.1
1981	Jim Klein	60	2231	37.2
1982	Dale Etter	65	2543	39.1
1983	Mike Atzen	56	2046	36.5

1984	Mike Atzen	48	1709	35.6
1985	Mike Atzen	34	1252	36.8
1986	Mike Atzen	66	2662	40.3
1987	Jon Frangoulis	50	1945	38.9
1988	Brett VonWiller	12	410	34.2
1989	Brett VonWiller	61	2200	36.1
1990	Brett VonWiller	50	1989	39.8
1991	Richard Grote	19	738	38.8
1992	Cale Sherwood	50	1823	36.5
1993	Chris Holmes	55	1854	33.7
1994	Chris Hurst	64	2645	41.3
1995	Chris Hurst	68	2796	41.1
1996	Wayne Boyer	65	2724	41.9
1997	Travis Brawner	73	2918	40.0
1998	Travis Brawner	57	2180	38.2
1999	Travis Brawner	40	1644	41.1
2000	Eddie Pena	73	2794	38.3
2001	Eddie Pena	44	1796	40.8
2002	Robbie Kemp	53	1937	36.5
2003	Robbie Kemp	54	2114	39.1
2004	Jon Scifres	57	2235	39.2
2005	Jon Scifres	54	1939	35.9
2006	Nathan Stokes	54	2310	42.8
2007	Nathan Stokes	40	1668	41.7
2008	Jordan Chiles	60	2274	37.9
2009	Jordan Chiles	46	1845	40.1
2010	Jordan Chiles	56	2147	38.3
2011	Jordan Chiles	67	2720	40.6
2012	Chris Sullens	66	2708	41.0
2013	Chris Sullens	69	2644	38.3
2014	Chris Sullens	81	3309	40.9
2015	Chris Sullens	96	3744	39.0
2016	Zach Drake	55	2185	39.7
2017	Brendan Withrow	57	2338	41.0
2018	Brendan Withrow	62	2541	41.0

Total Tackles

Year	Name	UT	AT	Tot.
1973	Sonny Hopson	29	89	118
1974	Roy Shoffner	30	56	86
1975	Dennis Heim	51	47	98
1976	Mike Murphy	40	67	107
1977	Dennis Heim	45	88	133
1978	Mike Murphy	38	120	158
1979	John Harvey	54	132	186
1980	Dennis O'Hagan	83	143	226
1981	John Harvey.....	34	103	137
1982	Bill Moriarty	49	97	146
1983	James Houston.....	69	63	132
1984	Cornelius Blow	46	76	122
1985	James Houston.....	52	107	159
1986	Ken Braden	37	63	100
1987	Matt Soraghan	80	103	183
1988	James Turnage	34	71	105
1989	James Turnage	40	91	131
1990	Robert Harbolt	48	65	113
1991	Bill Walter	50	55	105
1992	Damon Frost.....	25	57	82
1993	DeLaun Fowler	37	74	111
1994	DeLaun Fowler	62	78	140
1995	DeLaun Fowler	40	76	124
1996	Bennie McLin	28	84	104
1997	Corky Martin	53	77	130
1998	P.J. Jones	48	84	132
1999	Corky Martin	68	58	126
2000	P.J. Jones	56	62	118
2001	P.J. Jones	66	97	163
2002	Brandon Chambers.....	30	85	115
2003	Daryl Warren	33	51	84
2004	Darryl Johnson.....	37	68	105
2005	Derrick Byrd	40	47	87
2006	Michael Evans	30	60	90
2007	Jeremy Dawson	27	72	99
2008	Roger Wright	45	47	92
2009	Antoine Wilkinson	42	71	113
2010	Antoine Wilkinson	39	61	100
2011	Andrew Beisel	38	46	84
2012	Caleb Schaffitzel	56	53	109
2013	Caleb Schaffitzel	37	74	111
2014	Caleb Schaffitzel	42	54	96
2015	Dylan Cole	73	79	152
2016	Dylan Cole	85	57	142
2017	Angelo Garbutt.....	41	44	86
2018	Angelo Garbutt.....	45	54	99



100 Yards Rushing

- 1970**
125, Fred Tabron vs. Illinois-Chicago
146, Fred Tabron vs. Henderson State
133, Fred Tabron vs. Northwest Missouri St.
102, Joe Briley vs. Northwest Missouri St.
101, Barry Rinderknecht vs. Northwest Mo. St.
- 1971**
100, Fred Tabron vs. Illinois State
198, Fred Tabron vs. Missouri S&T
191, Fred Tabron vs. Eastern Illinois
- 1972**
120, Fred Tabron vs. Central Oklahoma
146, Fred Tabron vs. Pittsburg State
125, Fred Tabron vs. Missouri S&T
184, Fred Tabron vs. Eastern Illinois
- 1973**
159, Greg Lawson vs. Pittsburg State
105, Tom Herman vs. Central Missouri St.
117, Tom Herman vs. Missouri S&T
144, Gino Travline vs. Truman State
114, Tom McIntyre vs. Lincoln
- 1974**
196, Greg Lawson vs. Northwest Missouri St.
214, Greg Lawson vs. Lincoln
140, Gino Travline vs. Truman State
- 1975**
113, Gino Travline vs. Emporia State
147, Gino Travline vs. Pittsburg State
125, Gino Travline vs. Eastern Illinois
122, Gino Travline vs. Missouri Southern
122, Gino Travline vs. Northwest Missouri St.
167, Gino Travline vs. Truman State
- 1976**
146, Fred Ford vs. Emporia State
104, John Gianini vs. Northwest Missouri St.
109, John Gianini vs. Central Missouri
- 1977**
115, John Gianini vs. Harding
109, John Gianini vs. Missouri S&T
108, Mark Daniels vs. Southeast Missouri St.
113, Mark Daniels vs. Lincoln
- 1978**
111, John Gianini vs. Northwestern Oklahoma
101, Scott Fick vs. Northwestern Oklahoma
113, Mark Daniels vs. Lincoln
107, John Gianini vs. Lincoln
191, John Gianini vs. Northwest Missouri St.
152, John Gianini vs. Evangel
159, John Gianini vs. Central Missouri
121, Craig Weldy vs. Central Missouri
122, John Gianini vs. Truman State
- 1979**
141, Mitch Ware vs. Arkansas Tech
102, Bill Hedgepath vs. Arkansas Tech
203, Mark Daniels vs. Harding
113, Mark Daniels vs. Northeastern Oklahoma
104, Mark Daniels vs. Truman State
148, Mark Daniels vs. Southeast Missouri St.
- 1980**
211, John Gianini vs. Harding
136, Bill Hedgepath vs. Northern Iowa
- 1981**
114, Bill Hedgepath vs. Harding
107, Bill Hedgepath vs. Southeast Missouri St.
131, Bill Hedgepath vs. Truman State
120, Brian Keegan vs. Nicholls State
- 1982**
100, John Finders vs. Central Missouri
123, J. D. Ward vs. Western Illinois
107, Greg Arterburn vs. Murray State
112, Johnny Longstreet vs. Eastern Illinois
- 1983**
100, Greg Arterburn vs. Northern Iowa
124, Johnny Longstreet vs. Lincoln
101, Johnny Longstreet vs. Drake
101, Johnny Longstreet vs. Truman State
- 1984**
116, Johnny Longstreet vs. Drake
110, Johnny Longstreet vs. Western Illinois
105, Johnny Longstreet vs. Truman State
126, Johnny Longstreet vs. Eastern Illinois
137, Keith Williams vs. Eastern Illinois
144, Keith Williams vs. Southeastern Louisiana
149, Keith Williams vs. Southern Illinois
- 1985**
112, Rod Witt vs. Drake
146, Rod Witt vs. Southern Illinois
111, Keith Williams vs. Southern Illinois
183, Keith Williams vs. Illinois State
118, Rod Witt vs. Western Kentucky
102, Keith Williams vs. Western Kentucky
177, Keith Williams vs. Truman State
232, Keith Williams vs. Eastern Illinois
156, Keith Williams vs. Nicholls State

- 1986**
124, Ryan Jackson vs. Central Missouri
- 1987**
102, DeAndre Smith vs. Indiana State
129, Mark Thomas vs. Eastern Illinois
- 1988**
141, Anthony Webb vs. Missouri Southern
139, Andre Holman vs. Missouri Southern
101, Rod McConico vs. Western Kentucky
114, DeAndre Smith vs. Southern Illinois
- 1989**
100, DeAndre Smith vs. Northwestern State
153, Phillip Collins vs. Western Illinois
123, DeAndre Smith vs. Western Illinois
148, DeAndre Smith vs. Northern Iowa
116, DeAndre Smith vs. Illinois State
100, Paul Carney vs. Illinois State
100, Phillip Collins vs. Western Kentucky
121, Tony Gilbert vs. Alcorn State
106, Eric Jenkins vs. Liberty
- 1990**
137, Eric Jenkins vs. UNLV
171, Eric Jenkins vs. Indiana State
152, Eric Jenkins vs. Illinois State
- 1991**
102, Jonah White vs. Tulsa
142, Hale Hitchcock vs. Arkansas State
112, Hale Hitchcock vs. Eastern Illinois
111, Paul Carney vs. Indiana State
- 1992**
114, Jonah White vs. North Texas
101, Cleveland Antoine vs. Western Illinois
139, Anthony Pegues vs. Tulsa
102, Jonah White vs. Illinois State
105, Jerry Terry vs. Southern Illinois
150, Brian Moore vs. Indiana State
115, Jonah White vs. Indiana State
- 1994**
156, Matt Hosey vs. Northern Iowa
140, Dee Debro vs. Central State
103, Dee Debro vs. Southern Illinois
- 1995**
180, Michael Cosey vs. Illinois State
121, Michael Cosey vs. Indiana State
105, Michael Cosey vs. Southern Illinois
109, Jeremy Hoog vs. Southeast Missouri St.
- 1996**
130, Michael Cosey vs. Oklahoma State
116, Michael Cosey vs. Truman State
160, Michael Cosey vs. Tennessee-Martin
240, Michael Cosey vs. Jacksonville State
208, Michael Cosey vs. Southern Illinois
126, Michael Cosey vs. Northern Iowa
108, Michael Cosey vs. Illinois State
120, Michael Cosey vs. Western Illinois
126, Michael Cosey vs. Indiana State
- 1997**
140, Corey McGriff vs. Jacksonville State
186, Maurice Daniels vs. Tennessee-Martin
178, Maurice Daniels vs. Southern Illinois
124, Corey McGriff vs. Southern Illinois
105, Corey McGriff vs. Indiana State
105, Corey McGriff vs. Illinois State
103, Maurice Daniels vs. Illinois State
117, Maurice Daniels vs. Arkansas State
- 1998**
108, Corey McGriff vs. Harding
162, Maurice Daniels vs. Arkansas State
101, Maurice Daniels vs. Northern Iowa
120, Maurice Daniels vs. Southern Illinois
179, Maurice Daniels vs. Illinois State
248, Maurice Daniels vs. Cal State-Northridge
- 1999**
179, Jason Ringena vs. Texas Southern
156, Jason Ringena vs. Illinois State
117, Jason Ringena vs. Western Illinois
102, Jason Ringena vs. Southern Illinois
122, Eric Tasby vs. Tennessee-Martin
- 2000**
147, Jason Ringena vs. Western Illinois
115, Jason Ringena vs. Southern Illinois
178, Jason Ringena vs. Northern Iowa
222, Jason Ringena vs. Southeast Missouri St.
- 2001**
136, Eddie Linscomb vs. Western Illinois
107, Steve Ennis vs. Western Illinois
155, Eddie Linscomb vs. Drake
113, Steve Ennis vs. Drake
125, Eddie Linscomb vs. Southern Illinois
132, Steve Ennis vs. Southern Illinois
194, Eddie Linscomb vs. Illinois State
- 2002**
105, Eddie Linscomb vs. East Central
158, Zach Dechant vs. Southeast Mo. St.
172, Eddie Linscomb vs. Indiana State
122, Eddie Linscomb vs. Northern Iowa

- 2003**
157, Cody Pratt vs. East Central
124, Tommicus Walker vs. East Central
146, Cody Pratt vs. Southeast Mo. St.
160, Tommicus Walker vs. Bacone
139, Cody Pratt vs. Western Kentucky
141, Cody Pratt vs. Northern Iowa
138, Cody Pratt vs. Southern Illinois
123, Cody Pratt vs. Indiana State
121, Cody Pratt vs. Illinois State
- 2004**
217, Cody Pratt vs. Drake
125, Cody Pratt vs. Western Illinois
104, Cody Pratt vs. Illinois State
137, Cody Pratt vs. Indiana State
176, Cody Pratt vs. Youngstown State
- 2005**
137, Lee Baker vs. Southeast Missouri St.
121, Lee Baker vs. Indiana State
107, Lee Baker vs. Illinois State
- 2006**
108, Michael Cooper vs. Western Kentucky
- 2007**
113, Jonathan Davis vs. Missouri S&T
110, Gerald Davis vs. Missouri S&T
121, Gerald Davis vs. Central Arkansas
123, Gerald Davis vs. Illinois State
104, Kingjack Washington vs. Indiana State
- 2008**
133, Kingjack Washington vs. Youngstown St.
113, Kingjack Washington vs. Indiana State
- 2009**
105, Mikael Cooper-Falls vs. North Dakota State
106, Chris Douglas, vs. Southern Illinois
- 2010**
128, Chris Douglas, vs. Eastern Kentucky
191, Chris Douglas, at Murray State
164, Stephen Johnston, at Murray State
112, Stephen Johnston, at Indiana State
165, Chris Douglas, vs. Western Illinois
130, Stephen Johnston, vs. Western Illinois
122, Chris Douglas vs. North Dakota State
- 2011**
107, Trevor Wooden, vs. South Dakota State
121, Trevor Wooden, at Youngstown State
- 2012**
126, Ryan Heaston, vs. Southern Illinois
148, Ryan Heaston, at South Dakota State
- 2013**
201, Vernon Scott, at Murray State
122, Ryan Heaston, vs. South Dakota State
104, Mikael Cooper-Falls, vs. South Dak. St.
- 2014**
119, Calan Crowder, vs. North Dakota
120, Calan Crowder, vs. Southern Illinois
- 2015**
164, Calan Crowder, vs. Chadron State
- 2016**
132, Nick Masoner vs. Southwestern College
131, Calan Crowder at Indiana State
- 2017**
124, Calan Crowder at Missouri
104, Calan Crowder vs. Murray State
123, Peyton Huslig vs. South Dakota St.
174, Peyton Huslig vs. Indiana State
139, Jason Randall at Southern Illinois
124, Peyton Huslig at Youngstown State
- 2018**
181, Jason Randall vs. Northern Arizona
109, Peyton Huslig at Oklahoma State

100 Yards Receiving

- 1971**
108, Tom McIntyre vs. Southeast Missouri St.
111, Jesse Graber vs. Northwest Missouri St.
- 1972**
121, Glen Wiese vs. Central Missouri
135, Glen Wiese vs. Lincoln
- 1974**
100, Greg Lawson vs. Southeast Missouri St.
- 1975**
101, Bob Blackley vs. Northwest Missouri St.
- 1976**
100, John Gianini vs. Lincoln
- 1977**
118, Chris Sella vs. Northwestern Oklahoma
112, Tom Hamilton vs. Northwestern Oklahoma
175, Tom Hamilton vs. Missouri S&T
- 1978**
115, Steve Newbold vs. Evangel
- 1979**
215, Steve Newbold vs. Pittsburg State
142, Steve Newbold vs. Central Missouri

- 113, Steve Newbold vs. Southeast Mo. St.
- 1980**
154, Steve Newbold vs. Southeast Mo. St.
- 1982**
143, Lynn May vs. Harding
124, Lynn May vs. Lincoln
171, Lynn May vs. Southeast Missouri St.
- 1984**
101, B.J. Torbert vs. Western Illinois
- 1985**
104, Keith Williams vs. Truman State
132, Keith Williams vs. Western Illinois
- 1990**
147, Randy Rapert vs. Tulsa
111, Shawn Cooper vs. Tulsa
103, Anthony Pegues vs. Alcorn State
- 1991**
152, Anthony Pegues vs. Arkansas State
- 1992**
100, Anthony Pegues vs. Illinois State
- 1993**
128, Chuck Calhoun vs. Eastern Illinois
- 1994**
110, Joel Heman vs. North Texas
115, Robbie Fresquez vs. Liberty
- 1995**
183, Phil Perkins vs. Truman State
144, Jason Cannon vs. Eastern Illinois
104, Robbie Fresquez vs. Indiana State
223, Jason Cannon vs. Western Illinois
123, Jason Cannon vs. Northern Iowa
- 1996**
124, Montoi Dixon vs. Southern Illinois
108, Chance Thurman vs. Northern Iowa
125, Michael Cosey vs. Youngstown State
169, Michael Cosey vs. Indiana State
- 1997**
135, Chance Thurman vs. McNeese State
108, Jason Cannon vs. Tennessee-Martin
110, Jason Cannon vs. Indiana State
149, Chance Thurman vs. Arkansas State
- 1998**
101, Robert Rose vs. Southeast Missouri
110, Jeff Hewitt vs. Illinois State
- 1999**
124, Jeff Hewitt vs. Illinois State
100, Chance Thurman vs. Southeast Mo. St.
109, Chance Thurman vs. Southern Illinois
105, Sean Adams vs. Youngstown State
128, Chance Thurman vs. Indiana State
- 2000**
205, Jeff Hewitt vs. Indiana State
102, Jeff Hewitt vs. Southern Illinois
118, Jeff Hewitt vs. Southeast Missouri St.
113, Jeff Hewitt vs. Illinois State
- 2001**
127, Sean Adams vs. Youngstown State
103, Mark Marcos vs. Youngstown State
141, Mark Marcos vs. Indiana State
152, Mark Marcos vs. Western Illinois
197, Mark Marcos vs. Illinois State
- 2002**
102, Mark Marcos vs. East Central
175, Mark Marcos vs. Southern Illinois
- 2003**
143, Steven Rush vs. Bacone
249, Steven Rush vs. Illinois State
103, Kaya Farris vs. Illinois State
153, Kaya Farris vs. Western Illinois
- 2004**
152, Steven Rush vs. Sam Houston State
151, Steven Rush vs. Western Kentucky
- 2005**
147, Michael Sparks vs. Quincy

Career Leaders

100-Yard Rushing Games

- 12, Michael Cosey, 1995-96
12, Cody Pratt, 2003-04
11, John Gianini, 1976-80
10, Fred Tabron, 1970-73

100-Yard Receiving Games

- 9, Jermaine Saffold, 2009-11
6, Chance Thurman, 1996-99
6, Jeff Hewitt, 1998-2001
6, Clay Harbor, 2006-09

200-Yard Passing Games

- 18, Jeremy Hoog, 1994-97
17, Cody Kirby, 2007-10
9, Derek Jensen, 1995-98
9, Austin Moherman, 2000-01



- 2006**
105, Jeremy Nicholson vs. Illinois State
- 2007**
139, Tamarkus McElvane vs. Missouri S&T
104, Tamarkus McElvane vs. Central Arkansas
106, Clay Harbor vs. Indiana State
- 2008**
113, Clay Harbor vs. North Dakota State
- 2009**
101, Clay Harbor vs. Youngstown State
101, Jermaine Saffold vs. South Dakota State
171, Clay Harbor vs. Western Illinois
102, Clay Harbor vs. Illinois State
111, Clay Harbor vs. Southern Illinois
- 2010**
113, Jermaine Saffold, at Kansas State
114, Jermaine Saffold, vs. Youngstown State
103, Cadarius Dotson, vs. Youngstown State
141, Jermaine Saffold, at Indiana State
176, Jermaine Saffold vs. Southern Illinois
- 2011**
126, Jermaine Saffold, at Eastern Kentucky
122, Jermaine Saffold, at Southern Illinois
207, Jermaine Saffold, vs. Illinois State
138, Jermaine Saffold, at Western Illinois
- 2012**
114, Dorian Buford, at Kansas State
112, Dorian Buford, vs. Murray State
100, Dorian Buford, at Illinois State
101, Cadarius Dotson, at Northern Iowa
- 2013**
128, Julian Burton, at North Dakota State
124, Julian Burton, at Southern Illinois
- 2014**
140, Julian Burton, at Northwestern State
194, Julian Burton, at Central Arkansas
- 2015**
106, Malik Earl, at Southern Illinois
- 2016**
161, Malik Earl, at Indiana State
150, Zac Hoover, vs. Southern Illinois
113, Zac Hoover, at South Dakota State
- 2017**
163, Malik Earl at Missouri
145, Malik Earl at Western Illinois
119, Malik Earl at Southern Illinois
- 2018**
173, Lorenzo Thomas vs. Southern Illinois
113, Tyler Currie at South Dakota

200 Yards Passing

- 1971**
209, Frank Miller vs. Southeast Missouri St.
- 1972**
231, Frank Miller vs. Central Missouri St.
328, Frank Miller vs. Lincoln
- 1973**
218, Kent Stringer vs. Missouri S&T
- 1974**
229, Kent Stringer vs. Central Missouri
226, Kent Stringer vs. Southeast Missouri St.
- 1977**
302, Mitch Ware vs. Northwestern Oklahoma
219, Mitch Ware vs. Northwest Missouri St.
- 1979**
313, Mitch Ware vs. Pittsburg State
258, Mitch Ware vs. Central Missouri
213, Mitch Ware vs. Southeast Missouri St.
- 1980**
299, Mike Royle vs. Southeast Missouri St.
240, Mike Royle vs. Missouri S&T
- 1981**
215, Jim Klein vs. Truman State
- 1982**
205, Greg Arterburn vs. Harding
231, Greg Arterburn vs. Southeast Mo. St.
242, Greg Arterburn vs. Nicholls State
- 1984**
206, Greg Arterburn vs. Truman State
213, Greg Arterburn vs. Murray State
- 1989**
202, DeAndre Smith vs. Alcorn State
292, DeAndre Smith vs. Stephen F. Austin
- 1990**
405, DeAndre Smith vs. Tulsa
256, DeAndre Smith vs. Alcorn State
- 1991**
219, Paul Carney vs. Western Illinois
216, Paul Carney vs. Arkansas State
- 1993**
325, Phil Johnson vs. Illinois State
- 1994**
251, Jeremy Hoog vs. North Texas
206, Jeremy Hoog vs. Western Illinois



Jeremy Hoog (1994-97) threw for 200 yards 18 times in his four seasons at QB.

- 375, Jeremy Hoog vs. Liberty
- 1995**
283, Kyle Geller vs. Truman State
248, Derek Jensen vs. Eastern Illinois
236, Derek Jensen vs. Indiana State
351, Jeremy Hoog vs. Western Illinois
256, Jeremy Hoog vs. Northern Iowa
272, Jeremy Hoog vs. Southeast Missouri St.
209, Jeremy Hoog vs. Jacksonville State
- 1996**
248, Jeremy Hoog vs. Truman State
218, Jeremy Hoog vs. Jacksonville State
203, Jeremy Hoog vs. Southern Illinois
358, Jeremy Hoog vs. Northern Iowa
286, Jeremy Hoog vs. Illinois State
- 1997**
210, Jeremy Hoog vs. Tennessee-Martin
218, Jeremy Hoog vs. Southern Illinois
201, Jeremy Hoog vs. Illinois State
242, Jeremy Hoog vs. Western Illinois
225, Jeremy Hoog vs. Northern Iowa
336, Jeremy Hoog vs. Arkansas State
- 1998**
291, Derek Jensen vs. Harding
296, Derek Jensen vs. Northern Iowa
221, Derek Jensen vs. Western Illinois
226, Derek Jensen vs. Indiana State
271, Derek Jensen vs. Southeast Missouri St.
324, Derek Jensen vs. Illinois State
224, Derek Jensen vs. Youngstown State
- 1999**
321, Jay Rodgers vs. Illinois State
237, Jay Rodgers vs. Western Illinois
257, Jay Rodgers vs. Northern Iowa
256, Jay Rodgers vs. Southeast Missouri St.
395, Jay Rodgers vs. Southern Illinois
242, Jay Rodgers vs. Youngstown State
256, Jay Rodgers vs. Tennessee-Martin
346, Jay Rodgers vs. Indiana State
- 2000**
281, Austin Moherman vs. Missouri Southern
221, Austin Moherman vs. Youngstown State
265, Austin Moherman vs. Indiana State
204, Austin Moherman vs. Southern Illinois
212, Austin Moherman vs. Tennessee-Martin
- 2001**
326, Austin Moherman vs. Youngstown State
293, Austin Moherman vs. Indiana State
267, Austin Moherman vs. Western Illinois
286, Austin Moherman vs. Illinois State
- 2002**
218, Ryan Porter vs. East Central
267, Michael White vs. Illinois State
284, Michael White vs. Southern Illinois
- 2003**
200, A.J. Porter vs. Bacone
460, A.J. Porter vs. Illinois State
347, A.J. Porter vs. Western Illinois
- 2004**
235, A.J. Porter vs. Drake
342, A.J. Porter vs. Sam Houston State
217, A.J. Porter vs. Western Kentucky
- 2005**
220, Scott Carroll vs. Quincy
344, Scott Carroll vs. Southern Illinois
225, A.J. Porter vs. Indiana State
274, A.J. Porter vs. Western Illinois

- 2006**
223, Matt Krapfl vs. Sam Houston State
233, Tyler Horner vs. Indiana State
221, Tyler Horner vs. Southern Illinois
230, Tyler Horner vs. Illinois State
257, Tyler Horner vs. Western Illinois
- 2007**
200, Matt Krapfl vs. Missouri S&T
247, Cody Kirby vs. Central Arkansas
277, Cody Kirby vs. Illinois State
255, Cody Kirby vs. Southeast Missouri St.
- 2008**
261, Cody Kirby vs. Washburn
246, Cody Kirby vs. Western Illinois
254, Cody Kirby vs. Illinois State
253, Cody Kirby vs. Southern Illinois
217, Cody Kirby vs. North Dakota State
- 2009**
223, Cody Kirby vs. Murray State
252, Cody Kirby vs. Youngstown State
288, Cody Kirby vs. South Dakota State
341, Cody Kirby vs. Western Illinois
248, Cody Kirby vs. Illinois State
- 2010**
281, Cody Kirby at Kansas State
298, Cody Kirby vs. Youngstown State
348, Cody Kirby vs. Southern Illinois
210, Cody Kirby at Northern Iowa
- 2011**
262, Trevor Wooden, at Eastern Kentucky
232, Trevor Wooden, vs. Illinois State
222, Trevor Wooden, at North Dakota State
231, Trevor Wooden, vs. South Dakota State
- 2012**
257, Ashton Glaser, at Kansas State
357, Ashton Glaser, vs. Murray State
214, Kierra Harris, vs. South Dakota
230, Kierra Harris, at Northern Iowa
- 2013**
212, Kierra Harris, at Murray State
310, Ashton Glaser, at Southern Illinois
- 2014**
206, Kierra Harris, at Oklahoma State
342, Kierra Harris, at Central Arkansas
- 2016**
279, Brodie Lambert, at Indiana State
290, Brodie Lambert, vs. Western Illinois
339, Brodie Lambert, vs. Southern Illinois
224, Brodie Lambert, at South Dakota State
- 2017**
353, Peyton Huslig at Missouri
211, Peyton Huslig vs. Indiana State
265, Peyton Huslig at Southern Illinois
- 2018**
404, Peyton Huslig vs. Southern Illinois
283, Peyton Huslig at South Dakota
235, Peyton Huslig vs. Lincoln
232, Peyton Huslig vs. Illinois State
203, Peyton Huslig vs. Western Illinois

Bears' Helmets Through the Years





A


Abbott, Clayton.....	1920-21-22-23
Abbott, Forrest.....	1925-26-27-28
Abbott, Noble.....	1930
Ache, Steve.....	1983-84
Acree, Scott.....	1989
Adams, Dan.....	1997-98-99
Adams, Doug.....	1987-88-89-90
Adams, Lonnie.....	1929-30-31-32
Adams, Sean.....	1998-99-2000-01
Adamson, Luther.....	1911-12
Adamson, Mont.....	1940-41-42
Agan, Charles.....	1939-41
Aggus, Bret.....	1986-87-88-89
Alberty, Matt.....	2003
Aleshire, Jim.....	1953-54-58
Allen, Doug.....	1970-71
Allred, Isaiah.....	2018
Allsup, Tom.....	1970
Almanzar, Luis.....	1999-2000
Alpough, David.....	1984-85
Althouse, Jim.....	1919-20-21-22
Alvis, Cedric.....	2006-07-08-09
Alyea, Brad.....	1977-78
Amick, Chris.....	1994
Amrein, Russ.....	1961-62-63-64
Anderson, Ernest.....	2009
Anderson, Ernest.....	1911
Anderson, Greg.....	1998-99-2000
Anderson, Paul.....	1948
Anderson, Paul E.....	1965-66-68
Anderson, Robert.....	1922
Andrews, Greg.....	1981-82-83
Andrews, Torrence.....	2001
Androlewicz, John.....	1954
Anthony, Jason.....	2005-06
Anthony, Karl.....	1989
Antoine, Cleveland.....	1990-91-92
Applequist, Jack.....	1939-40-41-42
Arkin, David.....	2007-08-09-10
Armentrout, Mike.....	1981-82-83-84
Armstrong, Derrick.....	2001
Arney, Rex.....	1923
Arnold, Jerry.....	1997-98-99-00
Arterburn, Greg.....	1982-83-84-85
Ashley, Andy.....	1993-94-95
Ashley, Donald.....	1934
Aston, Mike.....	1969-70-71
Atha, Dan.....	1956-57-58
Atteberry, Duane.....	2012
Atzen, Mike.....	1983-84-85-86
Aubuchon, Steve.....	1979-80-81
Aull, John.....	1970-71-72
Austin, Herbert.....	1924-25-26-27
Autry, Darrell.....	1978
Avant, Jonathan.....	2014
Ayers, Larry.....	1961-62-63-64

B

Babb, Nova.....	1933
Bacon, W. Dysart.....	1922-23
Bailey, Gary.....	1958
Bain, Ralph.....	1928-29
Baird, Bill.....	1988
Baker, Lee.....	2005
Baker, Ralph.....	1932-33-34
Baker, Warren.....	1968-69-70-71
Ball, Eddie.....	1970-71
Ballard, George.....	1951-52-57-58
Banks, Angelo.....	1999
Banks, Carlos.....	2001-02
Banks, Marcus.....	1997
Banowitz, Dave.....	1948
Bargmann, Robt.....	1956-57-58
Barnaby, Earl.....	1940
Barnard, Chester.....	1915-16-17
Barnard, Lester.....	1913-14-15-16
Barnes, James.....	2012-13-14-15
Barnett, Darren.....	2004
Barnett, Gary.....	1963-64-65
Barnwell, Robert.....	1936-37-38
Bartley, Everett.....	1961-62
Bass, Andy.....	1986
Bates, Michael.....	1987-89-90-91
Bates, Ramon.....	2000-01
Bates, William.....	1981-82-83
Batiste, Deyontae.....	2005
Batten, John.....	1949-50-51-52
Bauer, Tim.....	1980-81
Baur, Paul.....	1929-30
Bayless, Bill.....	1948-49
Bays, Kenneth.....	1946-47-48



Lonnie Adams
1929-32




Greg Arterburn
1982-85



John Batten
1949-52



Dwight Bumpus
1938-41



Mark Christensen
1986-89

Beach, Dan.....	1964
Bean, Ray.....	1940-41
Beauchamp, Adam.....	2009-10
Beckett, Bill.....	1975-76-77-78
Becton, Edd.....	2018
Behlmann, Dan.....	1981-82-83-84
Beisel, Andrew.....	2011-12-13-14
Bell, Aaron.....	2000
Bell, Bill.....	1917-18
Bentley, Rique.....	2013
Berger, Curtis.....	1995
Bernard, Sean.....	2015
Berry, Harry.....	1939-40
Berry, Kennan.....	2012
Berry, Marion.....	1933-35-36
Berry, Nick.....	2001-02
Berry, Reuben.....	1957-58
Berry, Sybrian.....	2010-11-12-13
Beshore, Jared.....	2015-16-17-18
Bess, Colin.....	2016-17
Betts, Tre.....	2015-16-17-18
Bills, Shannon.....	1989-90-91-92
Bird, Max.....	1954-55
Birmingham, Dick.....	1956-57
Bisceglia, Michael.....	1963-64
Black, Thad.....	1993
Blackford, Greg.....	1978
Blackmon, Darius.....	2002
Blair, Bob.....	1939-41-42-46
Blakley, Bob.....	1973-74-75
Blamey, Kurran.....	2014-15-16-17
Blonar, Patrick.....	2013
Blanchard, Reggie.....	1998
Bledsoe, Dan.....	1980
Block, Sam.....	2007-08-09-10
Bloom, Bob.....	1980
Bloom, Ron.....	1960-61-63
Blount, Michael.....	1996
Blow, Cornelius.....	1981-82-83-84
Blow, Darius.....	2010-11
Blunt, Cory.....	1997-98-00
Boatright, Ryan.....	2013
Bobsin, Marion.....	1932
Bodamer, Brad.....	1974-75-76
Bodanske, Harry.....	1931
Boehringer, Brent.....	1972-73-74
Bohannon, Gary.....	1992
Bolda, Greg.....	1987-88-89
Bonani, Marcelo.....	2014-15
Booker, Robert.....	2012-13-14
Boothe, Howard.....	1950-51
Bor, Kevin.....	1984-85
Boston, Billy.....	1997-98
Boto, Augie.....	1948
Boutwell, Lloyd.....	1967
Bova, Bryan.....	2001
Bowens, James.....	1987-88
Boyer, Jerry.....	1961-62-63
Boyer, Wayne.....	1993-94-95-96
Braden, Ken.....	1984-85-86-87
Bradley, Andre.....	1995-96
Bradley, Mark.....	1975-76
Brady, David.....	1936
Brambilla, Barry.....	1974-75
Brammer, Caleb.....	2014-15
Brashears, Guy.....	1939-40
Bratton, Cecil.....	2014-15-16
Braun, Harry.....	1959-60-61-62
Bravo, Ryan.....	1994-95
Brawner, Travis.....	1997-98-99
Brecht, Walter.....	1955
Brehmer, Chris.....	2007-08
Briggs, Michael.....	2016
Briley, Joe.....	1969-70

Brill, Norris.....	1935-36-37-38
Bristol, Jeff.....	1999-2000-01-02
Broadnax, Colby.....	2009
Bromley, Jason.....	2010
Brown, Dean.....	1948-49-50-51
Brown, Kevauhn.....	2007-08
Brown, Michael.....	1970-71-72-73
Brown, Richard.....	1950-51
Brown, Travis.....	2002-03-04
Broyles, James.....	2000
Bruggeman, Pete.....	1963-64-65-66
Bruna, David.....	1967-68-69
Brune, Paul.....	1980
Brunsvold, Corey.....	1996-97
Bryant, Calvin.....	1991-92
Bryant, D'Adrian.....	2005
Bryant, Onjai.....	1999-2000
Buchholz, Matt.....	2002-03-04
Buck, Gerald.....	1918
Buford, Dorian.....	2011-12-13
Bumpus, Dwight.....	1938-39-40-41
Bumpus, George.....	1948
Buncher, Stan.....	1976-77-78
Bunn, Scott.....	1981-83
Burkart, Dave.....	1972
Burkey, John.....	1963
Burkins, Jerry.....	1983-84-85-86
Burnett, Shumone.....	1991-92-93-94
Burrell, Don (Mgr.).....	1947-48
Burrell, Eugene.....	1924-25
Burton, Julian.....	2011-12-13-14
Burton, Otis.....	1909-10-11
Butler, James.....	1950-51
Butler, Mike.....	1990-92
Bybel, Pete.....	1957-58-63-64
Byrd, Bryan.....	2003-04-05-06
Byrd, Derrick.....	2004-05-06
Byrne, Kevin.....	1970

C

Cacciarelli, Chris.....	2016-17
Caine, James.....	2011-12
Calhoun, Chuck.....	1990-91-92-93
Calhoun, T. D.....	1999
Callaway, Guy.....	1910-11-12
Callender, Ryan.....	2009-11-12-13
Calloway, Vernon.....	1931-32-33
Cambier, John.....	1967-68
Campbell, DeWayne.....	1992-93-94
Campbell, Walter.....	2002
Canavan, Nick.....	2010-11-12-13
Cannon, James.....	2007
Cannon, Jason.....	1995-96-97
Cannon, Kirby.....	1979-80
Capell, Wes.....	1969
Carney, Paul.....	1989-90-91
Carr, Craig.....	1997
Carroll, Mike.....	1982-83
Carroll, Scott.....	2005
Carswell, Cedric.....	1986
Carter, Charles.....	2018
Carter, Jack.....	1975
Carter, Kam.....	2016-17-18
Carter, Samuel.....	1957-58
Cashner, Cecil.....	1945
Cassada, Randall.....	1939
Castleman, Jon.....	1978-79-80-81
Castling, Gordon.....	1994-95-97
Chaffin, Fred.....	1946-47
Chambers, Brandon.....	2002
Chambers, Willis.....	2014-15-16
Chaney, Seginald.....	2012-13
Chapin, Wendall.....	1933
Chappelear, Travis.....	2009

Chatman, Mike.....	1983-84-85
Chatman, Stephen.....	1969-70
Cheaton, Brandon.....	2013-14
Cheek, Virgil.....	1919-20-21-22
Cherry, Joe.....	1926
Cherry, Max.....	1918-21-22-23
Cherry, Metz.....	1928-29
Chiles, Jordan.....	2008-09-10-11
Chio, Mauricio.....	2018
Chittim, Sim.....	1931
Chojnacki, Brent.....	2007-08-09
Christensen, Cole.....	2015-16-17-18
Christensen, Mark.....	1986-87-88-89
Christian, Richard.....	1952-53
Christophel, Eric.....	2012-13-14-15
Clanton, Coleman.....	2016-17
Clardy, Aaron.....	2015-16-17-18
Clark, Ron.....	2004
Clarkson, Eric.....	1986-87
Claxton, Sam.....	1959-60-62-63
Clayton, Ted.....	1939-40-46
Cleland, Charles.....	1951-52-53-56
Clemensen, Ned.....	1938
Clingan, Jack.....	1945-50-52-53-54
Clopton, Danny.....	1947-56
Clopton, Tom.....	1911-12-13
Close, Jason.....	2002-03
Cluck, Michael.....	1967-68-69-70
Coats, Rick.....	1974
Coburn, Daryl.....	2014-15-16
Coburn, Rich.....	1974-75
Coffin, Alex.....	2018
Coker, Scot.....	1988-89-90-91
Colbert, Marcus.....	2004-05-06-07
Colby, Ralph.....	1952-53-54
Cole, Dylan.....	2013-14-15-16
Coleman, Lee.....	2000-01-02
Coley, Leon.....	1945
Collins, Chandler.....	2016-17-18
Collins, J. Herbert.....	1920-21
Collins, Phillip.....	1988-89
Colon, Chris.....	1996
Congdon, Garrett.....	2006
Conklin, James.....	1959
Connors, Bill.....	1981
Conrow, John.....	1939
Cook, Mike.....	1986
Cook, Warren.....	1927-28
Cooke, Tim.....	1986
Cooley, Zack.....	2011-12-13-14
Cooper, Cleal.....	1947-48-49
Cooper, Derek.....	1988-91-92
Cooper, Michael.....	2005-06
Cooper, Shawn.....	1989-90-91
Cooper-Falls, Mikael.....	2009-12-13
Coopwood, Greg.....	2013
Coose, Vernon.....	1939
Cordry, Ron.....	1955-56-57-58
Cornejo, Keyon.....	2001-02
Cosey, Michael.....	1995-96
Cota, Steve.....	2003-04
Cotton, Cedric.....	2002
Cotton, J.C.....	1983
Coulter, Robert.....	1934-35-36
Craig, Jim.....	1910-11
Craig, John.....	1948-49-50
Craig, Marlin.....	1947-48-49-50
Cramer, Dale.....	1956-57-58-59
Crase, Len.....	1946-47-48
Craun, Justin.....	1998
Crawford, Phil.....	1938-39-40-41
Creed, Griff.....	1998-99
Crews, Dolph.....	1936-37-38-39
Crissup, Chad.....	1993-94-96



Cross, Dave.....1975-76-77-78
Crouch, Derrick.....1992-93
Crow, Ralph.....1941
Crowder, Calan.....2014-15-16-17
Crowder, Tristan.....2016
Crutcher, Mike.....2011-12-13-14
Cummings, Jay.....1965-66-67-68
Cummings, Dave.....1982-83-84-85
Cummins, Alvin.....1958-59-60-61
Cummins, Tim.....1976-77
Current, Chris.....2011
Currie, Tyler.....2017-18
Curry, Dewayne.....1977

D

Dahl, Erik.....2009-10
Dale, Justin.....2001
Dameron, Pat.....1996
Danenhour, George.....1914-15
Daniel, Darius.....2014-15-16-17
Daniels, Donovan.....2018
Daniels, Mark.....1977-78-79-80
Daniels, Maurice.....1996-97-98
Daniels, Mike.....2008-09
Danklef, Joe.....1952
Darden, Richard.....2014-15
Darnell, Dennis.....1966-67-68
Davis, Bill.....1969-70-71-72
Davis, Branyon.....1995
Davis, Carl.....1923-24-25
Davis, Dick.....1961
Davis, Earl.....1927-28
Davis, Eric.....2006-07
Davis, Gerald.....2004-05-06-07
Davis, Jonathan.....2007-08-09
Davis, Luther.....1927
Davis, Nate.....2011-12
Davis, Oliver.....1923-24-25-26
Dawson, Jeremy.....2005-06-07-08
Dawson, John.....1963-64-65
Dawson, Wally.....1962-63-64-65
Day, Joe.....2009-10
Debro, Dee.....1993-94-95
Dechant, Zach.....2001-02
Deering, Leo.....1968-69-70-71
Dees, Bob.....1948-49-50-51
Delaney, Donny.....1999
Denney, Frank.....1910-11
Denson, Aaron.....2016-17-18
DeRogowski, John.....1955-56
Detherage, H.E.....1917
Detwiler, Grant.....2008-09
Dewitt, Bill.....1945-46
Dickehut, Clayton.....2007-08
Dickerson, Larry.....1968-69-70-71
Dickerson, Mark.....1972-73-74-75
Dickey, Carl.....1954-55
Dieckhaus, Paul.....1978-79-80
Dilbeck, Jeff.....1987-88
Dillard, Greg.....1970-71-72-73
Dittmar, Joseph.....1967
Dixon, Denver.....1966
Dixon, Montoi.....1995-96
Dixon, Kelvin.....1979-80
Dizadyk, Jolley.....1941-45
Dobson, Rodderick.....2003-04
Dodd, Tom.....1927-28-29
Don de'Ville, Derek.....1995-96
Donegan, Bill.....71-72-73-74
Dorian, Ed.....1957-58-59
Dossie, Clarence.....1995-96-97
Dotson, Cadarius.....2009-10-11-12
Douglass, Chris.....2009-10-11
Douglass, Bill.....1963-64-65-66

Douglass, Gene.....1966-67-68
Douglass, John.....1986-87-88-89
Dow, Dave.....1990-91-92-93
Downing, Harry.....1937-38-39
Drake, Zach.....2016-17
Drummond, Jerry.....1977-78
Dryton, Jack.....1953-54-55
Duggan, John.....2002-03
Duke, Brad.....1994-95-96-97
Dukes, Elijah.....1985-86-87
Dula, Darren.....2005-06
Dulin, Bill.....1991-92
Durham, Brad.....2000-02-03-04
Durham, Carl.....1928-29-30-31
Duron, Jake.....2007-08-09-10

E

Eagleberger, Gerry.....1938-39-40
Eales, Vernon.....1927-29-30
Earl, Malik.....2014-15-16-17
Earp, Jack.....1937-38-39-40
Easley, Gary.....1959-60
Eason, Dan.....1993-94
Eason, Norman.....1952
Eaton, Kenny.....1967-68-69
Eddy, Brian.....1986-87-88-89
Eddy, Mike.....1969-70-71-72
Eden, Bobby.....1986-88-89
Edwards, DeAngelo.....2001-02
Edwards, Groshawn.....2004-05
Edwards, John.....2013-14-15
Edwards, Rod.....1990-91
Egbert, Beach.....1928-29-30-31
Egbim, McNeece.....2016-17-18
Ellerman, Fred.....1919-20-21
Ellifrits, Sam.....2014-16
Elliott, Howard.....1938-39-40-41
Elliott, Jacob.....2004-05-06
Ellis, Kevin.....2018
Ellison, J. D.....1937-38-39
Emerson, Spencer.....2012-13
Emery, Jared.....2007-08-09
Emeterio, Frank.....1997-98-99
Endres, William.....1967-68-69
Endsley, Torre.....2003-04
Engleman, Finis.....1913-14-15
English, Patrick.....1962-63
Ennis, Steve.....2001-02
Erb, Greg.....1987
Eskridge, John.....1999
Estes, Jalen.....2016-17
Estes, Preston.....1984-85-86-87
Estes, Ryan.....1993-95-96
Etter, Dale.....1981-82
Eustis, Dave.....1959
Evans, Michael.....2004-06
Evans, Quintin.....1988-89-90-91
Evans, Wayne.....1983-84-85-86
Everhardt, Glen.....1956
Eversley, Jordan.....2006-07
Ezard, Travis.....1989-90-91-92

F

Faapouli, Aisali.....1999
Farley, Frank.....1979-80
Farrar, Chris.....2005-06-07-08
Farrar, Sandy.....1965-67
Farris, Kaya.....2002-03-04-05
Feagin, Corey.....2012-13
Ferguson, Bud.....1984-85
Ferguson, Tevan.....2009-10-11-12-13
Fick, Scott.....1976-78-80
Fields, Kent.....1988
Fields, Robert.....2011

Fiester, Richard.....1960-61
Finan, Tom.....1954-55
Finders, John.....1979-80-81-82
Finley, C.C.....2004
Finley, Charles.....1956-57-58-59
Finley, Greg.....1982
Finley, Marco.....2008
Finney, Clay.....1995-96
Fishburn, Jeff.....1972-73-74
Fisher, Tom.....1979
Fitch, Jason.....2012
Fitzgerald, Pat.....2001
Flaugh, Easton.....2015-16-17-18
Fleming, Pat.....2001-02
Flemming, Cmrn.....1990-91-92-93
Fletcher, Jim.....1946-47-48-49
Fletcher, Rodney.....1998-99
Flint, Tony.....1996-97-98
Florea, Bryon.....1911
Fontaine, Tacoma.....1998-99
Forcelli, Frank.....1960-61-62
Ford, Fred.....1975-76
Fornadel, Pat.....2011-12
Forrest, Bucksot.....2000-01-02
Forsythe, Ray.....1946-47-48-49
Fortner, Mike.....1972-73-74
Foster, Ben.....1914-20-21
Fowler, DeLaun.....1992-93-94-95
Fowler, Earl.....1989-90-91
Fox, Carl.....1934-35-36-37
Fox, Michael.....1989-90
Frangoulis, Jon.....1987
Franklin, Everett.....1965
Franklin, James.....1951-57-58
Franks, E. K.....1992
Freeny, Jerry.....1992-93-94
Freeze, Dalton.....2013
Frerichs, Scott.....1986-87
Fresquez, Robbie.....1994-95
Fromm, Jack.....1982
Frost, Damon.....1989-90-91-92
Fulbright, John.....1980-81-82
Fulton, Rick.....1983-84
Furmanek, Eric.....2014-15-16-17
Fusco, Joe.....1981
Fuselier, Justin.....2007-08-09-10


G

Gaddis, Donnie.....1962-63-64
Gailey, Mike.....1998-99-2000-01
Galbierz, Richard.....2011-12-13-14
Galbraith, Joe.....1933
Galbraith, Randy.....1973
Galloway, Jack.....1922-23-24
Garbee, Gene.....1929-30
Garbutt, Angelo.....2017-18
Gardner, Doug.....1985-86-87-88
Gasser, Danny.....1984-85
Gatlin, Keith.....1989-90
Gavins, Mike.....2001
Geddes, Rick.....1972-73
Gehrt, Mark.....1988-89
Geisz, Chris.....2005-06-07-08
Geller, Kyle.....1994-95
George, Bill.....1981-82-83-84
George, Bobby.....1970-71-72
George, Christy.....1963-66
George, Dean.....1940-41
Giacomin, Art.....1957-58-59-60
Gianini, John.....1976-77-78-80
Giardano, Joe.....1982-83-84-85
Gibson, Jack.....1945
Gilbert, David.....1989-90
Gilbert, Tony.....1986-87-88-89


Gilbow, Matt.....2005
Gillespie, Brad.....1994-95-96-97
Gillespie, Brian.....1993-94
Gilliam, Doug.....1986-87-88
Gillis, Robert.....1969-70-71-72
Gilton, Tony.....2004-05
Gist, John.....1958
Glaser, Ashton.....2012-13
Glass, Jim.....1964-65-66
Glazier, Bill.....1946-47-48-49
Glazier, Bud.....1952-55
Glosier, Tony.....2005
Goddard, Larry.....1964-65-66
Godfrey, Bernard.....2002-03
Godwin, Bobby.....1990-91-92-93
Gold, Tom.....1966-67
Goldak, Paul.....1967
Goode, Chris.....2003-04-06
Gore, Beno.....1999-00-01-02
Gose, Tom.....1988-89
Gourley, Terry.....1981-82-83-84
Grabber, Gary.....1969-70
Grady, Anthony.....2010-12-13
Graf, Mark.....2005-06-07-08
Graham, Dan.....2005-06-07
Grammar, Jim.....1942
Grana, Bob.....1971-72-73-74
Grant, Eugene.....1930-31
Grantham, Silas.....1940-41-42
Graves, Earl.....1937-38-39-40
Gray, Marlin.....1951-52
Gray, Tim.....1986-87-88
Gray, Verick.....1999
Grayson, Earenest.....1993-94-95-96
Greely, Eric.....2014-15-16-17
Green, Ryan.....2005-06
Greene, Joseph.....1957
Greer, Earl.....1914-15
Greer, Marion.....1915-16-17
Greer, Matt.....1919
Greer, Milford.....1913-14-15-16
Gregory, Carroll.....1936
Grider, Bob.....1937-38-39-40
Griffiths, Bill.....1978-79-80
Grigaitis, Steve.....1972-73
Gross, David.....1985
Grosso, Daniel.....1973
Grote, Richard.....1990-91-92
Groth, Randy.....1972-73-74

H

Haas, Joe.....1985
Hackmann, Tom.....1977-78-79
Hageman, Bruce.....1977-78
Hageman, Ralph.....1962-66
Hager, Vance.....1968
Hahn, Kyle.....2011-12-13
Hake, Luke.....1992-93-94-95
Haley, Ray.....1947-48-51
Hall, Bill.....1962
Hall, Paul.....1941-42
Hall, Payne.....2005-06
Hall, William.....1919-20
Haltemann, Jack.....1956-57
Ham, Dan.....1980
Ham, Ray.....1918
Hamilton, Bob.....1985
Hamilton, Lyle.....1969-70-71-72
Hamilton, Ron.....1970-71
Hamilton, Tom.....1974-75-76-77
Hampel, Gary.....1967-68-69
Hampton, LeKeith.....1995-96-97
Hanna, Clay.....1989-90
Hanneke, John.....1981-82
Haraldson, Bob.....1955-56
Harbolt, Robert.....1989-90
Harbor, Clay.....2006-07-08-09
Harbor, Cory.....2005-06-07-08
Hardy, Cressen.....1921-22
Harle, Fred.....1966-67-68
Harman, Jason.....1995
Harmon, Demetrius.....2004-05
Harmon, Harold.....1938-39-40
Harmon, Walton.....1931-32-33-34
Harper, Luke.....2005
Harriger, Jake.....1998-99-00-01
Harriger, Matt.....1997-98
Harris, Chris.....2003-04-05-06
Harris, Jim.....1945
Harris, Kierra.....2012-13-14
Harris, Phil.....1958-59
Harris, Tanyon.....2000-01



Bill Douglas
1963-66




Carl Durham
1928-31



Richard Galbierz
2011-14



John Gianini
1976-80



Harold Harmon
1938-40



Harris, Steve.....	1998
Harrison, Ralph.....	1945-48-49-50-51
Harrison, Will.....	1909-10-11
Hart, Dylan.....	2007
Hartwig, Scott.....	1985-86-87-88
Hartzog, Lewis.....	1948
Harvey, John.....	1979-80-81
Harvin, Isaac.....	1998
Haseltine, Kenneth.....	1950-51-52
Haseltine, Martin.....	1927-28
Hashagen, David.....	1959-60
Hatcher, Marty.....	1987-88
Hause, Bill.....	1960
Haydon, Ronald.....	1959
Hayes, Gerald.....	1969-70-71
Hayes, Truman.....	1909
Hays, Hunter.....	2013-14
Hayward, Chris.....	2006-07
Head, Bruce.....	1978-79
Heaston, Ryan.....	2012-13-14-15
Heck, Bob.....	1948-50-52-53
Hedgepath, Bill.....	1978-79-80-81
Heim, David.....	1984-85-86
Heim, Dennis.....	1974-75-76-77
Heitert, Danny.....	1972-73-74
Helfrecht, Bill.....	1967-68-69
Helfrecht, Charles.....	1965-66-67
Heman, Joel.....	1993-94
Henbest, Jen.....	1976-77
Henderson, Austin.....	2016-17-18
Henderson, Burl.....	1922-23-24-25
Henderson, David.....	1974-75
Henderson, Efton.....	1920-21-22-23
Henderson, Lorenzo.....	2002-03
Henley, Dick.....	1947-48
Heppert, Jeff.....	1982
Herman, Tom.....	1970-71-72-73
Hemdon, Wayne.....	1961-62
Herold, Riley.....	2016
Herron, Carey.....	1992-93-94-95
Hewitt, Jeff.....	1998-99-00
Hicks, Everett.....	1935
Hicks, Frank.....	1956
Hicks, John.....	1982-83
Hiett, Duke.....	1926-27
Higgins, John.....	1933
Hightower, Byron.....	2007-08-09-10
Hildebrand, Travis.....	1993
Hill, Jermaine.....	2014
Hill, Tony.....	2002-03-04
Hillhouse, Hal.....	1929-30-31-32
Hilt, Brandon.....	2007
Hiltnerbrand, Jack.....	1923-24
Hitchcock, Hale.....	1989-91
Hitchcock, Walter.....	1930-31-32
Hoffmann, Christian.....	2012-13-14-15
Hogan, Pat.....	1963-64-65-66
Hogge, Chris.....	2000-01-02
Holaday, Howard.....	1960
Holaday, Richard.....	1958-59-60
Holden, Jody.....	1948-50
Holliman, Deion.....	2014-15-16-17
Hollis, Chris.....	1984-86
Holloway, Mike.....	1996-98
Hollowell, John.....	1969
Holman, Andre.....	1987-88
Holmes, Chris.....	1992-93
Hoog, Jeremy.....	1994-95-96-97
Hoots, Rick.....	1976-77-78
Hoover, Virgil.....	1919-20-21
Hoover, Zac.....	2013-14-15-16
Hopkins, John.....	1942
Hopson, Dennis.....	1971-73-74
Horine, Bruce.....	1974

Horn, Jarryd.....	2008
Hornback, Gary.....	1934
Horner, Tyler.....	2006-08-09
Hosey, Matt.....	1993-94
Hoskins, Jamie.....	1994-95
Hottelmann, Matt.....	2006-07-08-09
Houston, James.....	1982-83-84-85
Howard, Ben.....	2014
Howard, Doug.....	1982-83-84
Howard, Kim.....	1987-89
Howard, Robb.....	1977-78-79
Howell, Mike.....	1966-67-68
Howell, William.....	1959-60-61
Howerton, Jim.....	1946-47
Howey, Adam.....	2003-04-05-06
Howlett, R.G.....	1917
Hrebec, Otto.....	1934-35-38
Huddleston, John.....	1965-67
Hudson, James.....	1973-74-75
Hughes, Brock.....	2018
Hughes, Ryan.....	1998
Hukriede, Mlclm.....	1968-69-70-71
Hull, Willy.....	1939-40-41
Hulse, Skyler.....	2015-16-17-18
Hulshof, Paul.....	1952-53
Hunt, Kevin.....	1996-97-98-99
Hunte, Lennox.....	2004
Huntton, John.....	1951-52-53
Hurst, Chris.....	1994-95
Hurst, Willie.....	1979-80-81-82
Hurt, Kolby.....	2007-08-09-10
Huslig, Peyton.....	2017-18
Husser, James.....	1968-69
Huston, Jim.....	1984-85
Hutchens, Lewis.....	1945
Hutchins, Mike.....	2003-04
Hutchinson, Sean.....	1989
Hutchison, Ken.....	1991-92-93-94
Hutsell, Harlin.....	1946-47-48-49

Iatarola, Bob.....	1948-49-50-51
Ikner, P.J.....	2005
Ingram, David.....	2008-09-10-11
Irvin, Matt.....	1989-90-91-92
Isbell, Colby.....	2014-15-16-17
Iven, Tom.....	1977-78-79


Jackson, Andre.....	1992
Jackson, Bryan.....	1994
Jackson, David.....	1989-90
Jackson, Dempster.....	1985-86
Jackson, Derrick.....	1987-88-89
Jackson, Ervin.....	1992-94-95
Jackson, Paris.....	2018
Jackson, Ryan.....	1984-85-86-87
Jackson, Terry.....	1990
Jacobsmeier, Jake.....	1994-95-96-97
James, Clyde.....	1922
James, McKinze.....	2014-16
Jameson, Butch.....	1977
Jaqua, Gary.....	1965-66-67
Jeffries, Ken.....	1978-80
Jelks, Brandon.....	2005
Jenkins, Donald.....	1992-93
Jenkins, Eric.....	1989-90
Jenkins, Eric.....	1994
Jenkins, Willie, Sr.....	1966-67
Jenkins, Willie, Jr.....	1989-90
Jennings, Mike.....	1958-59-60
Jennings, Robert.....	1952-53
Jennings, Steve.....	1970-71-72
Jensen, Derek.....	1995-96-97-98

Jett, Doug.....	1979-80
Johanningmeier, Rich.....	1961-62-63
Johnson, Bill.....	1963-64-65
Johnson, Colin.....	2001-02
Johnson, Darrin.....	1986
Johnson, Darryl.....	2004-05-06
Johnson, David.....	1958-59
Johnson, David.....	1986
Johnson, Eric.....	2017-18
Johnson, Joe.....	1979-80
Johnson, Leland.....	1921
Johnson, Maddy.....	2012-13-14-15
Johnson, Phil.....	1993
Johnson, Phoenix.....	2013-14-15-16
Johnson, Sean.....	1991
Johnson, Wirt.....	1946-47-48-49
Johnston, Stephen.....	2007-08-10-11
Jones, Alexz.....	2014-15-16
Jones, Jackson.....	1998-99-2000
Jones, Kenneth.....	1956
Jones, Marvin.....	1910-11
Jones, P. J.....	1998-99-2000-01
Jones, Tony.....	2015-16-17
Jones, William.....	1964-65
Jordan, Andrew.....	2011
Jordan, Sean.....	1991-92
Jordan, Sid.....	1974
Joseph, Darius.....	2016-17-18
Journagan, Bob.....	1966-67
Journagan, Sam.....	1998
Julian, Jim.....	1950-51

Kaczmarek, Bill.....	1954-55-56-57
Kaminsky, Russ.....	1939-40-41
Kanne, George (Mgr.).....	1968-69-70
Kapilovic, Chris.....	1989-90
Kappler, Irvin.....	1960-61-62
Kasper, Terry.....	1974-75-76
Kaufman, Jim.....	1981-82-83-84
Keck, Michael.....	2009
Keene, Larry.....	1965
Keegan, Brian.....	1979-80-81
Keeper, Gene.....	1945-46
Kelley, Basil.....	1932
Kelley, Kevin.....	1970-71-72-73
Kelley, Tre.....	2012
Kellogg, Bob.....	1939-40
Kelly, Ken.....	1987-88-89-90
Kelly, Rodney.....	2009-10-11-12
Kemp, Robbie.....	2002-03
Kerin, Dick.....	1942-46-47-48
Kerin, Gene.....	1942-47-48-49
Kerr, Pat.....	1972-73
Ketchum, Lewis.....	1955-56
Khalil, Amir.....	2003-04-06
Kilburn, Hank.....	1928-29-30
Killeen, Jeff.....	1996-97-98-99
King, Donte.....	1999-2000
Kirby, Cody.....	2007-08-09-10
Kirk, Wallace.....	1959-60
Kirkpatrick, Pat.....	1910-11
Klein, Jim.....	1979-80-81
Kleitzi, Jeff.....	1986-87-88
Klipsch, Frank.....	1967-68-69
Klopf, Robert (Mgr.).....	1955
Kneeshaw, Dan.....	1992
Knehans, Mike.....	1986
Knight, Gail.....	1935
Knight, Harry.....	1909
Knowski, Dave.....	1983-84-85
Koeneman, Ben.....	1951-52-53-56
Kohenskey, Steve.....	2003-04-05-06
Kohler, Derek.....	2018

Kolen, Mike.....	1997
Kostas, Alex.....	2013
Kowalik, Ted.....	1981-82-83-84
Kramer, Donald.....	1967
Kramer, Rodney.....	1956-58-59
Krapfl, Matt.....	2006-07
Krebs, Paul.....	1961-62-63-64
Kruse, David.....	1973-74-75
Kubik, Brad.....	1994-95-96-97
Kubik, Joe.....	1986-87-88
Kula, Bob.....	1949
Kutanovski, Paul.....	1979-80-81
Kutter, Kurt.....	2010-11-12-13
Kynion, Clark.....	1965-67-68-69

Lacina, Parker.....	2018
LaClear, Will.....	1992-93-94
Ladd, Crockett.....	2001-02
Lambert, Brodie.....	2015-16
Lampo, Charles.....	1951-52
Landers, Vashon.....	2014-15
Larson, Jack.....	1948-51-52
Lasater, Jake.....	2013-14-15
Lastivka, Tim.....	1975-76
Lawing, Harry.....	1909
Lawson, Alex.....	2014
Lawson, Greg.....	1973-74
Layne, Kyle.....	2001-02
Lazenby, Jerry.....	1959-60-61-62
Lechner, Edward.....	1938-39-40
Leeker, Tom.....	1982-83-84-85
Lee, Anthony.....	2009-10-11-12
Lees, Paul.....	1948-49-50-51
Lemons, David.....	1991
Lenzen, Bill.....	1966-67-68
Lester, John.....	1979-80
Levels, Stephen.....	1992
Lewis, Cordie.....	1997-98
Lewis, Eugene.....	1940-41-46-47
Lewis, Jovon.....	2001-03-04
Lewis, Stanley.....	1934
Lewis, Terrell.....	1991
Lewsader, Larry.....	1968
Leyva, Juan.....	2004
L'Huilier, Duffy.....	1982-83
Light, Aaron.....	1996-97-98-99
Lightburn, Kevin.....	1994-95
Lilienkamp, Bruce.....	1976-77-78
Limes, Jim.....	1949-50
Lindley, Chuck.....	1975
Lindscumb, Eddie.....	2001-02
Lindsley, Mike.....	1997-98-99-2000
Lipe, Raymond.....	1920-21-22
Lipka, Gerald.....	1961-62-63-64
Lisanti, Joe.....	1985-86-87-88
Liston, John.....	1987-88-89
Livingston, J. L.....	1929-30-31
Lloyd, Hugh.....	1914
Lockhart, Shawn.....	1997-98-99
Logemann, William.....	1976
Lombardo, Mark.....	1983
Long, Bill.....	1942
Long, Brian.....	2000-01-02
Long, Carl.....	1967-68-69
Longstreet, Edgar.....	1956
Longstreet, Johnny.....	1982-83-84
Lopez, Tony.....	1983-84-85-86
Lorbert, Mark.....	1974-75-76
Lore, Ed.....	1940-41-46-47
Lounsbury, John.....	1916
Lovejoy, Harold.....	1933
Lovelace, Tyler.....	2017-18
Lovelady, Jeff.....	1986-87-88-89
Lovely, Greg.....	2005-06
Loverher, Bryan.....	2007
Lowry, Rick.....	2002
Lowe, Denzil.....	1930-31-32-33
Lucz, Edward.....	1954-55
Lueckenhoff, Will.....	1973-74-75
Lusk, Dietz.....	1915-16-17
Lutz, Jeremy.....	1996-97
Lyons, Bruce.....	1974
Lyons, Paul.....	1930



Pat Hogan
1963-66



Rich Johanningmeier
1961-63



Terry Kasper
1974-76




Cody Kirby
2007-10




Edward Lechner
1938-40




Martin Montgomery
2010-13



Tom Mullen
1970-73



Cornelius Perry
1963-65



Vic Reaves
1919-23



Randy Richards
2011-12

Marino, Zach..... 1999-00
Marlborough, Matt..... 1981-82-83
Martin, Charles, Jr. 1929-30
Martin, Claudio..... 2017-18
Martin, Corky..... 1997-98-99-00
Martin, Homer..... 1946-47-48
Martin, Ira..... 1909-10-11
Martin, Jim..... 1945
Marty, Tom..... 1966-67
Mason, Myron..... 2017
Masoner, Nick..... 2015-16-17-18
Matheson, Mark..... 1972-73-74-75
Mattes, Josh..... 2013-14
Matthews, Paul..... 1919-20-21-22
Maxwell, Lee (Mgr.)..... 1946-47
Maxwell, Victor (Mgr.)..... 1972
May, Henry..... 1948-49-50
May, Kirk..... 1973
May, Lynn..... 1979-80-81-82
Mayberry, John..... 2007-08-09
Mayo, Mark..... 1973
Maze, Carlos..... 1932
McCall, Lusk..... 1935-36-37
McCallister, Greg..... 2018
McCallister, Charles..... 1942-46-47
McClellan, Matt..... 2018
McClendon, JaMario..... 2016-18
McConico, Rod..... 1987-88-89-90
McCoy, Ardie..... 1965-66-67-68
McDaniel, Renard..... 2005-06
McDonald, Oral..... 2001-02
McDonald, Wayne..... 1997-98
McDonough, Connor..... 2007-08-09
McDowell, Benny..... 1999
McDowell, Sam..... 1965-66-67
McDuffey, Tim..... 1988-89-90-91
McElvane, Tamarkus..... 2006-07
McFerron, Darrel..... 1959-60-61
McGrath, Kevin..... 1970-71-72-73
McGriff, Corey..... 1997-98
McInnis, Erik..... 1987
McIntosh, RaMel..... 2005-06
McIntyre, Tom..... 1970-71-72-73
McKay, Jerry..... 1978-79-80
McKnight, Yancey..... 1991
McLaughlin, Jim..... 1983
McLin, Bennie..... 1993-94-95-96
McMillan, Michael..... 1970
McMillen, Clarence..... 1950-51
McNabb, Orley..... 1923
Meister, Wilford..... 1958-59
Mejia, Chase..... 2008
Melton, Jerry..... 1961-62-63
Menke, Harrison..... 2011-12
Mentis, Jim..... 1946-47-48-49
Meredith, Luke..... 1998
Mesley, Frank..... 1935
Mettile, Mark..... 1985-86
Metz, Leo..... 1969-70-71
Meyer, Tim..... 2001-02-03-04
Miano, Mike..... 1995-96
Mikkelsen, Claude (hon.)..... 1931
Miles, Harold Jr..... 1958-59-60
Miller, Cedric..... 2012-13-14-15
Miller, Chris..... 2007
Miller, Derek..... 2007-08-09-10
Miller, Eddie..... 1946-47
Miller, Franklin Jr..... 1971-72
Miller, Jared..... 1997-98-99
Miller, Kirk..... 1981
Miller, Leon..... 1999-2000
Miller, Paul..... 1982-83-84
Miller, Phil..... 1984

Miller, Randy..... 1987-88-90
Miller, Tad..... 1997-98
Miller, Wes..... 2007-08-09-10
Millsap, James..... 1938-39
Minick, Mitch..... 1997
Mitchell, Charles..... 1939-40-41
Mitchell, Dale..... 1967
Mitchell, Mat..... 2005
Mitchell, Terry..... 1984-85
Moherman, Austin..... 2000-01
Mollet, Russ..... 1970-71-72-73
Montgomery, M..... 1934-35-36-37
Montgomery, Martin..... 2010-11-12-13
Moore, Brian..... 1991-92-93
Moore, Davis..... 1995-96-97
Moore, James..... 2008
Moore, Levi..... 2007-08-09-10
Moore, Robert..... 1950-51
Moore, Terry..... 1969-70
Moore, Thomas..... 1959
Morgan, Micah..... 2005
Moriarty, Bill..... 1981-82
Morris, John..... 1926
Morris, Michael..... 1969
Morris, Wilburn..... 1934
Morse, Jake..... 2012
Morse, Patrick..... 2013-14
Morton, James..... 1942-46
Moses, Chris..... 2011
Mottesheard, Lonnie..... 1928-29
Mueller, Kaleb..... 2010-11
Mullen, Douglas..... 1967-68
Mullen, Michael..... 1966-68
Mullen, Mike..... 1976-77-78
Mullen, Tom..... 1970-71-72-73
Mullins, Paul..... 1950-51
Mumford, Ted..... 1922
Munro, Manson..... 1928-29
Murphy, Mike..... 1976-77-78
Murray, Andrew..... 1989-90-91
Murray, Jordan..... 2018
Myers, Bill..... 1921-22
Myers, Matt..... 2003

N

Naert, Dan..... 1976-77
Naes, Rich..... 1987
Nance, Steve..... 2000
Napier, Josh..... 1998-99
Nation, Robert..... 1991-92
Nealy, Calvin..... 2003-04-05-06
Necence, J. P..... 2002
Neely, James..... 1946-47-48
Neier, Doug..... 1980-81-82
Neil, Earl..... 1922
Neil, Mearl..... 1924-25-26
Nelson, Mark..... 1981-82
Neuhauser, Terrence..... 2014-16
Nevill, Dave..... 1977
Newbold, Darrin..... 1980-81-82
Newbold, Steve..... 1977-78-79-80
Newhouse, Bill..... 1956
Newman, Gordon..... 1934-35-36-37
Newton, George..... 1961-62-63-64
Newton, Joe..... 1945-46
Nichols, Bob..... 1948
Nichols, Rickey..... 2017
Nichols, Robert..... 2003-04
Nicholson, Jeremy..... 2004-05-06-07
Nickle, Joe..... 1931-32
Nicoll, Chris..... 1993-94-95
Nieman, Tim..... 1976-78-79-80
Niles, Walter..... 1930
Nogel, Frank..... 1939-40

Nogel, Laundaus..... 1940-41
Noland, Terry..... 1968-69
North, Dennis..... 1970-71
Norton, Bill..... 1984-85-86-87

O

O'Brien, Casey..... 2017-18
O'Brien, Cranford..... 1955
O'Connor, Chad..... 1993-94
O'Connor, Mike..... 1985-86
O'Donnell, Casey..... 1998-99-2000-01
O'Hagan, Dennis..... 1978-79-80
Odenhal, Keith..... 1979-80-82
Oetting, Mike..... 1990-91-92-93
Old, James..... 1966
Oliver, Brandon..... 2007-08
Oliver, Ron..... 1998-99
Oliver, Leonard..... 1915-16-17-19
Oliver, Tom..... 1916
Oluwafunmilola, Taiwo..... 2015-16-17
Onoh, Johnny..... 2012
Opp, Jared..... 2003
Orr, Paul..... 1930
Oswald, Joe..... 1989
Owens, Eric..... 1998-99-2000-01
Owens, Steve..... 1980


P

Page, Donald..... 1954-58
Pallardy, Mike..... 1979-80
Panetta, Victor..... 1976-77-78
Panko, Mike..... 1982-83
Parker, Burnard..... 1930-31
Parker, Paxton..... 1993-94-95-96
Parks, Willie..... 1992-93-94-95
Patterson, Bob..... 1948-49
Patterson, William..... 1958-59-60
Patton, Daryl..... 1986-87-88
Patton, Howard..... 1982-83-84-85
Paulsen, Mike..... 1972-73-74-75
Paur, Steve..... 1974
Peacher, Kevin..... 1974-75-76
Peachey, Chad..... 2007
Pearce, Eric..... 2010-11-12-13
Pena, Eddie..... 2000-01
Pegues, Anthony..... 1990-91-92-93
Perkins, Greg..... 1967
Perkins, Phil..... 1993-94-95
Perry, Cornelius..... 1963-64-65
Perry, Eldo..... 1961-62-63-64
Perry, John..... 1926-27-28-29
Perry, Rick..... 1991-92
Phillips, Craig..... 1986-87-88-89
Phillips, Donald..... 1973-74-75
Phillips, Eric..... 2014-15
Phillips, Grover..... 1956-57-58
Phillips, John..... 1921-22-23-24
Piccarreto, Tim..... 2012-13
Pickens, Richard..... 2001
Pickering, Jeff..... 1986
Pickering, Richard..... 1965-66-67
Pickett, Rod..... 2000-01
Pikus, Carl..... 1985
Pinson, Roger..... 1991
Piper, Carl..... 1969
Pipkin, Lote..... 1913-14-15
Pipkin, Paul..... 1924
Pitchford, Dwayne..... 1954
Pittman, Ivy..... 2002-03
Pittman, Stacy..... 1995-96
Platko, Matt..... 2018
Plowden, Jeremiah..... 2012-13
Podowski, Russ..... 1974-75
Pool, Scott..... 1987-88


R

Poole, Jeron..... 2006-07
Portee, Preston..... 2003-04
Porter, A.J..... 2002-03-04-05
Porter, Ryan..... 2001-02
Pottenger, Orville..... 1939-40-41
Potter, Ed..... 1923-24
Potter, Mark..... 1982
Potthast, Chris..... 1986-87-88-89
Powers, Wayne..... 1989
Pratt, Cody..... 2003-04
Pratt, Henry..... 1974-75-76-77
Preston, David..... 1971-72-73-74
Price, Bob..... 1951-56-57
Price, Cameron..... 2016-17
Price, Richard..... 1965
Principe, Dan..... 2005
Priest, Wayne..... 1960-62
Procter, Tom..... 1993-94-95-96
Proctor, Nathan..... 1999-2000
Prophete, Marquis..... 2015-16-17-18
Propst, Bob..... 1976-77-78-79
Provance, Don..... 1946-47-48-49
Pryor, Brad..... 2014-15-17-18
Pummill, Adam..... 2006


Rader, Gilbert..... 1920
Radon, Mike..... 2003-05-06
Radosevich, Rob..... 1985
Raich, Charles..... 1954
Ralls, Derk..... 1973-74-76
Ramsey, Floyd..... 2005-06
Rand, Rodrecus..... 2001-02
Randall, C.J..... 2012-13
Randall, Jason..... 2015-16-17-18
Randolph, Tony..... 2007-08
Randy, Will..... 1916
Rapert, Randy..... 1988-89-90
Rasmussen, Zac..... 2012
Ratcliff, Ray..... 1985-86-87-88
Ray, Bill..... 1970-71
Reaves, Rhoderick..... 1952
Reaves, Vic..... 1919-20-21-22-23
Rebstock, Gerald..... 1948-49-50
Redd, Fred..... 1956-57-58-59
Redding, Bruce..... 1992-94-95
Reddix, Scottie..... 2004
Reed, Antoine..... 2000-01
Reed, Chris..... 1987-88-89-90
Reed, Deshane..... 1992-93-94
Reed, Keith..... 2005-06
Reesor, Ron..... 1952-57
Reichel, Jim..... 1954-55
Reichert, Dan..... 2011
Reichert, Seth..... 2005-06-07-08
Renick, J.D..... 1950-51
Rennick, Terry..... 1958-59-60-62
Repp, Ken..... 1976-77-78-79
Reynaud, Walter..... 1922-23-24-25
Reynolds, Jeff..... 1986
Rhea, Halleck..... 1936-37-38
Rhodes, Burnest..... 1999
Ribbing, Travis..... 2008-09
Ricciotti, Nick..... 1954
Richardet, Waylon..... 2007-08-09-10
Richards, Randy..... 2011-12
Richardson, Damon..... 1991
Richardson, Dee..... 2001
Richardson, Sean..... 1988-89-90-91
Richardson, Travis..... 1993-95-96
Richesin, Max..... 1934-35-36-37
Ricks, Ricky..... 2002
Riddels, Robert..... 1956-57
Ries, Tim..... 1975-76-77-78
Riley, Chris..... 2004
Riley, Max..... 1945
Riley, Richard..... 1957-58
Rimmer, Gene..... 1938-39-40-41
Rinderknecht, Barry..... 1969-70-71
Ringena, Jason..... 1998-99-2000-01
Rinker, Rudy..... 1965-66-67
Rinker, Stan..... 1967-68-69-70
Rippy, Frank..... 1945
Roberson, Royce..... 1996
Roberts, Buford..... 1927-28-29
Roberts, Roy..... 1921
Robins, Horace..... 1916-17-18-19
Robinson, Danny..... 2000
Robinson, Darryl..... 2002-03
Rodgers, Jay..... 1999
Rogers, Derek..... 2001
Rogers, Merrill..... 1952-53-54



George Sample
1959-62




Dennis Scott
1963-66



DeAndre Smith
1987-90



Kent Stringer
1973-75



Fred Tabron
1970-73

Rohr, Marc 1988-89-90-91
Rone, Sidney 2004-05-06
Rose, Robert 1997-98
Ross, Tom 1961
Rotar, Chuck 1940
Roweton, Luther 2009
Roy, Cameron 1996-97-98-99
Roy, Corey 1993-94-95-96
Royle, Mike 1978-79-80
Rucker, Art 2012-13
Ruddick, Breck 2015
Ruder, Mikel 2008-09-10-11
Ruff, Steve 1977-78-79-80
Rule, Steve 1956-57-58
Rush, Ernie 1921
Rush, Matt 2015-16-17-18
Rush, Steven 2003-04
Russell, Bob 1927-28
Russell, Grady 1930
Russell, Jack 1937-38
Russo, Randall 1972-73
Rycraw, Robert 1979-81-82

S

Saffold, Jermaine 2009-10-11
Saffold, Marvell 2012
Sallee, Jeff 2003
Samek, Aaron 2018
Sample, George 1959-60-61-62
Samuel, Federico 2002-03
Sanders, Gene 1954
Sanders, Zack 2017-18
Santel, Randy 2005-06
Sargent, Jeff 2005-06-07-08
Saunders, Paris 1989-90-91
Sawyer, Kyle 1986-87-88
Scafe, Eugene 1927-28-29
Scarborough, Howard 2010-11-12-13
Schaeffer, Ammon 1916-17
Schaffitzel, Caleb 2011-12-13-14
Schaffner, Scotty 2016-17-18
Schawl, Robert 1956
Schechinger, Dave 1990-91
Schermer, Bob 1982-83-84
Schiesel, Scott 1996
Schomehl, Thomas 1967
Schuepbach, Dean 1980-82-83-84
Schupp, Oscar 1917-18-19
Schurman, Nate 2000-01-02-03
Scifres, Jon 2002-03-04-05
Scott, Dennis 1963-64-65-66
Scott, Mark 1989-90-91-92
Scott, Vernon 2010-11-12-13
Sears, Kevin 2003-05-06-07
Seering, Bill 1982-83
Self, Thomas 1958-59
Sella, Chris 1975-76-77
Sellenriek, Brad 1983-84-85
Seward, Terry 1968-69
Shabaz, Marty (Mgr.) 1948
Shadel, Rusty 1972-73-74
Shafer, Eric 2008
Shantz, Riley 2013-14-15-16
Shapel, Bob 2009-10
Sharp, Ron 1960-61-62-63
Shaver, Kendrick 2000-01
Shelden, John 1970-71-72-73
Shepard, Steve 1970
Sherman, David 1919-20
Sherwood, Cale 1992
Shipp, Marcus 1989-90-91
Shoemaker, John 1967
Shoffner, Roy 1973-74-75-76

Shore, Jeff 1990-91-92
Shreve, James 1960
Sidwell, Larry 1962-63-64
Sigler, Orvis Jr. 1946-47
Silhavy, Doug 1993
Silkwood, Scott 1983
Silvey, Danny 1972
Simmons, Don 1949-50-51-52
Simmons, John 1920-21
Simmons, Travis 2007-09-10-11
Simon, Jeff 1983-84-85
Simpson, George 1954
Sims, Larry 1990-91
Sinclair, Gannon 2013-14
Sitton, Jerry 1963-64
Skubis, Shane 1983
Sloan, Greg 2017
Smith, Adrian 1990-91-92-93
Smith, Bertrand 1931-32-33
Smith, Charles 1954-55
Smith, Chris 2000
Smith, DeAndre 1987-88-89-90
Smith, Demetrius 1999-00-01
Smith, Elliott 2000-01
Smith, Enoch 2000-01
Smith, Isaac 2017-18
Smith, Jamarius 2011
Smith, Jim 1954
Smith, Pervis 1980-81
Smith, Phillip 1961-62
Smith, Raynard 1985
Smith, Robert 1972-73-74-75
Smith, Scott 1909-10
Smith, Skylar 2007-08-09-10
Smith, Steve 1976
Smith, Tyrone 1971-72
Smith, Victor 1990-91
Smrcina, John 1969
Solscheid, Joe 1963-64-65-66
Solscheid, Paul 1963-64-65
Somers, Jim 1947-48-49
Soraghan, Matt 1984-85-86-87
Sowder, Glenn 1960
Spackler, Scott 1981
Sparks, Michael 2003-05
Spavital, Jacob 2006-07
Speake, Bob 1948
Spencer, Steve 1974-75-76
Speroplous, Kyle 1997-98
Sponsler, Bill 1951-52
Sponsler, Bulas 1953-54-55
Spradling, Clell 1933-34-36-37
Spring, David 1986-87-88
Springer, Jeremy 2013-14
Springfield, Justin 1993-94-95-96

St. Louis, Brad 1996-97-98-99
St. Peter, Adam 2014-15-16-17
Stager, Carl 1941
Stahle, Jan 1976-77-78
Stair, Linn 1937-38-39
Stammers, Wes 2010-11
Stanford, Geoff 2011
Stanton, Rob 1978-79
Stark, Louis 1926-27-28-29
Starnes, Elvyn 1952-53
Starnes, Ian 2010-11
Stater, John 1925-26-27
Stealy, Jason 1999
Steele, C.J. 1997-98
Steiger, Jack 1961-62-63-64
Steinbronner, Jay 2001-02-03-04
Stephens, Marc 1997-98
Stephens, Morris 1933-34-35-36
Stephenson, Bryan 1998
Stevens, Joe 1948-49-50
Stevens, Pety 1985-86
Stewart, Bill 1938-39-40-41
Steward, Kendall 2018
Stewart, LeMarcus 2013-14-15-16
Stewart, Orlin 1931
Stokes, Nathan 2006-07
Stolpa, Jeff 1975-76
Stout, Jeff 1989
Stracke, Ed 1959-60-62
Strader, Neil 1994
Strickland, Mike 1992-93
Stringer, Kent 1973-74-75
Stringer, Bill 1964-65-66
Stringer, Preston 1983
Strong, Jimmie 2008-09-10-11
Struckhoff, Tim 2011
Strumsky, Mike 1971-72
Stubblefield, David 1994-96
Suchenski, Rick 1976-77-78-79
Sullens, Chris 2012-13-14-15
Sullivan, Anthony 2002-03
Sullivan, J.C. 1913-14-15
Summers, Gary 1969-70-71-72
Sutherlin, Terry 1975
Sutton, E.J. 2016-17-18
Swan, Matt 2010-11-12-13
Sweatt, J.W. 1997

T

Tabor, Tony 1989-90
Tabron, Fred 1970-71-72-73
Talbut, Pat 1965-66-67
Tasby, Eric 1999-2000
Tate, Timothy 1969-70-71
Taylor, Adrian 2008-09

Taylor, Brandon 2003-04-05
Taylor, Joe 2002-03
Taylor, Mike 2007-08
Tayrien, Chris 1984-85-86
Teal, Anthony 2000-01
Terry, Jerry 1992-93
Thayer, Matt 2010-11-12
Theodorakos, George 1967-68
Thomas, Bernard 2011
Thomas, Brendan 1992-93
Thomas, Carl 1946-48-49
Thomas, Carl 2001-02
Thomas, Glenn 1928
Thomas, John 1956-57
Thomas, John 1984-86
Thomas, Karlton 2000
Thomas, Lorenzo 2017-18
Thomas, Mark 1986-87-88
Thomas, Michael 1977
Thomas, Robert 2015
Thomas, Teddy 1950
Thompson, Bill 1985
Thompson, Charlie 2008-10
Thompson, Scott 1972-73-74-75
Thorn, Russell 1923
Thurman, Chance 1996-97-98-99
Tibbets, Frank 1927
Tim, Kevin 2003-04
Tillman, David 2004-05-06-07
Tillman, Pete 2000
Tilton, Martin 1970-71
Tilton, Marvin 1970-71
Tindall, John 1926-27-28-29
Tisdale, Irvin 1994
Tisoto, Jeff 1974-75
Titus, Steve 1970
Toler, Jim 1955-56
Tolliver, Gaddis 1924-25-26-28
Tolliver, Pless 1924-25-26-27
Toman, Richard 1974-75-76
Tomsik, James 1958-59-60
Torano, Eduardo 1985-86-87
Torbert, B.J. 1982-83-84-85
Touhey, Ryan 1993-94-96-97
Traphagan, Russ 1993-94
Travline, Gino 1973-74-75-76
Treat, James 1909
Troyke, Morgan 1976-77-78
Trotter, Jeran 2008
Truelove, Mike 1982-83-84-85
Tucker, Thomas 1971-72
Tummons, John 1963-64-65
Turnage, James 1988-89
Turner, Brent 1984
Turner, Chris 1987
Turner, Jordan 2015-16-17-18
Turner, Mario 1998-99-2000
Tuttle, William 1910-11
Tyler, Kris 1996-97-98-99

U


Uhlmann, Jerry 1956-57-58-59
Upchurch, Anthony 2015-16

V


Van Buskirk, Luther 1909-10-11
Van Nostrand, Burr 1939-40-41
Vandree, Matt 1996
Vaughan, Mitchell 1933
Vick, Damorie 2018
Victor, Robert 1953-55
Vincent, Steven 1986-87-88
von Haas, Franz 2004-05-06
VonWiller, Brett 1989-90-91




Pat Talbut
1965-67




Jim Toler
1955-56



Gino Travline
1973-76



Mitch Ware
1976-79



Keith Williams
1982-85



W

Wade, Charles	1959-61-62-63
Wade, Clell	1948-49
Wade, Garrett	2009-10
Wagner, Jordan	2002
Walker, Bill	1958-59
Walker, Doug	1981-82-83
Walker, Jeremy	2012
Walker, Kelly	1977
Walker, Mark	1988-89-90-91
Walker, Rich	1976-77-78-79
Walker, Tommicus	2002
Wall, Titus	2017-18
Wallace, Jeremy	2002
Wallace, Stan	1974-75-76
Walter, Bill	1988-89-90-91
Ward, J. D.	1980-81-82
Ward, Marvin	1924-25-26
Wardell, Gordon	1927-28-29-30
Warden, Walter	1967-68
Ware, Mitch	1976-77-78-79
Warren, Daryl	2001-02-03
Warren, Gerald	1983
Warren, Harry	1918-19-20-21
Warren, Miguel	2008-09
Wash, Chris	2003-04-05-06
Washington, Kingjack	2007-08
Washington, Kylin	2018
Washington, Ron	1995-96
Washington, Terian	2007-08-09-10
Waters, Chris	1978-79-80
Watson, Steve	2002-03-04
Watson, Walter	2018
Watts, Andy	2007-08-09
Weaver, Claude	1985
Webb, Anthony	1988
Weber, Warren	1978-79-80
Weisman, Tim	1979-80-81-82
Weiss, Mitch	1976
Weiss, Ronald	1953
Welch, Ira	1911
Weldy, Craig	1977-78
Wells, James	2000
Welsh, Tommy	1927-28-29
Wheat, Rusty	2006
Wheeler, Harold	1960-61-62-63
Wheeler, James	1965-66
Whipple, Joe	1937-38
Whitaker, Ronald	1953-54-55
White, James	2002-04
White, Jonah	1989-90-91-92
White, Matt	1997-98-99-00
White, Michael	2002
White, Ted	1981
White, Willie	2010-11
Whitlinger, Judson	1942-47-48
Whitsett, Bobby	2003-04
Whittaker, Ken	1991-92-93
Whittaker, Kevin	1990
Whittingham, Eric	1997
Whittle, Jason	1994-95-96-97
Wickstrom, Wayne	1958
Wickwar, Colby	2012-13-14-15
Wiese, Glen	1971-72-73
Wiggins, Dion	1993-94-96
Wilburn, Hubert	1969
Wilcox, Fred	1923
Wilcox, John	1987-89-90
Wilhite, Chuck	1934-35
Wilkes, Jordan	2017-18
Wilkins, Ben	1985
Wilkinson, Antoine	2009-10
Will, Fred	1950-51-52
Willard, Eddie	1961-62-63
Willard, R.R.	1917
Williams, Adrian	2009-12
Williams, DeMarco	2000-01-02-03
Williams, Derrick	1987-88
Williams, Henry	1940-41
Williams, Jimmy	2003
Williams, John	1940
Williams, Kailan	2002-03
Williams, Keith	1982-83-84-85
Williams, Nick	2018
Williamson, John	1958-59-60
Williamson, Justin	2003-04-05-06
Williamson, Russ	1921
Willis, Lewis	1959
Willis, Ted	1918
Wilson, Frederick	1969-70
Wilson, Jack	1945

Wilson, Jeremiah	2018
Wilson, Loy	1989-90
Wilson, Rick	1969
Wiltfong, Ryan	2001-03
Windes, Ted	1927
Winkler, Rick	1977-78-79
Winn, Sam	1961-62-63-64
Winney, Mike	1999
Wise, Jeff	1925-26-27-28
Wisniewski, Tom	1974-75
Withers, Brent	1999-00
Withrow, Brendan	2017-18
Witmer, Austin	2010-11-12-13
Witt, Rod	1982-83-84-85
Wittaker, David	1949
Wofford, Michael	1960-61-62
Wolpers, Henry	1933
Wolpers, Robert	1933
Wood, Jim	1955-56
Wooden, Trevor	2010-11
Woods, Antwan	2018
Woodson, Anthony	1995-96
Woody, Roger	1921
Woody, Walter	1910-11
Wolf, James	1966-67-68
Worrel, Bob	1951-52
Worsham, Alan	2018
Wright, Ben	1915
Wright, Jarrett	2008-09-10-11
Wright, Roger	2006-07-08
Wrinkle, Eddie	1967
Wyatt, Rex	1941-42

Y

Yamnitz, Larry	1975-76
Yanez, Paul	2004
Young, Bryan	2008-09
Young, Buddy	1971-72-73
Young, Danny	1963-64-65
Young, Lee	1994-95-96
Young, Monroe	1991
Young, Reggie	1986-87-88-89
Young, Rob	1982-83-84-85
Young, Ronald	1961-62-63-64
Young, Tom	1964-65-66-67
Young, Tyree	2003-04


Z

Zweygardt, Jon	2002-03
----------------	---------

(active players in bold)

Bears' All-Time Assistant Coaches

Peter Badovinac	2015-17
Wes Bair	1968-70
Ben Barkema	2012-14
Chester Barnard	1921-23
Gary Barnett	1974-76
Tim Beck	1996-98
Reuben Berry	1966-68
Shannon Bills	1994-95
Rob Bolks	2006-10, 2012
John Bond	1986-90
Mike Bonfiglio	1985
Bob Boyce	1992-98
Rod Boykin	2004-05
> Stephen Bravo-Brown	2019-present
Steve Brickey	2006
Mack Brown	2015-18
Mark Caballero	1999-2000
Jamar Cain	2006-08
Dana Chambers	1999-2002
Wayne Chambers	2010-14
Mike Chandler	2009-14
Rob Christophel	2007-14
Jim Colbert	1985-86
J.H. Collins	1924-37
Phil Collins	1972-73
Butch Conner	1980-84
Sean Coughlin	2006-18
Brian Cox	2000-02
Kim Dameron	1986-91
Dennis Danielson	2003
Dennis Darnell	2004-05
Gerald Davis	2010-14
Dennis Descoteau	1998
Ron Dickerson, Jr.	2002-04
Doug Downing	1999-2000
Fred Dreer	1948
John Egorugwu	2015
Dan Enos	1999
> Trent Figg	2018-present
Tim Flannigan	2001
Andy Follett	2004-07
Mike Foster	2000-03
Doug Gardner	1991-93
Josh Gehring	2005
Kyle Geller	1997
Bud Glazier	1956
Claud Groves	1947-51
Hank Guenther	1971
J.C. Harper	1992-98
Ralph Harrison	1953
John Heavner	2005
Johnnie Hollinger	1986-88
Michael Hunter	2007-09
Brenton Illum	2004-05
> Kenji Jackson	2015-present
Rick Jones	1992-94
Chris Kapilovic	2006-07
Chris Klieman	1999
Walt Klinker	2001-03
Mike Kolling	1992-96
> Justin Kramer	2015-present
Mickey Kwiatkowski	1977-80
Derrick LeBlanc	2006-07
Ed Lechner	1956-61
Scott Long	2004-05
Darryl Mason	1987-88
Mike McCarty	1965-68



Ron McCrone	2003
A.J. McDonald	1925-33, 1938-46
Dan McNamara	1972-81
Deion Melvin	1999-2005
Jim Mentis	1962-64
Courtney Messingham	1999-02, 2008
Perry Miller	1970-71
Gene Mitz	1985
Russ Mollet	1982-85
Ted Monachino	1999
Bob Montgomery	2008-12
> Jake Morse	2019-present
> Chris Morton	2015-present
Rick Nelson	1988-98
Bill O'Neill	1970-85
Keith Ochs	1967
Taiwo Onatolu	2011-14
Don Peddie	1969-70
Joe Pendry	2003
> Munir Prince	2015-present
Kitt Rawlings	1997-98
Jason Ray	2016-17
Ozzie Riley	1987-98
Jay Rodgers	2004
Bill Rowe	1963-66
Linear Sampson	2018
Courtney Sanders	2008-14
John Scott, Jr.	2009
Aldo Sebben	1952-55
Donny Simmons	2000-03
George Simpson	1962-64
Frank Sovich	1965
Steve Spencer	1981-84
> Marty Spieler	2019-present
B.J. Stotser	2011-14
Harry Taylor	1974
Ron Totarsky	1994-97
Alex Trombetta	1962-71
Bob Vanatta	1952
Mike Vaught	1986-91
Mario Verduzco	2015
D.J. Vokolek	2006-14
Charley Wade	1995
Dedric Ward	2006
Mitch Ware	1982-97
Kirk Welch	2000
Dale Williams	1965-71
Jerone Williams	2018
Gary Withrow	1969
Dave Wommack	1986-91
> Marcus Yokeley	2015-present

List does not include student or graduate assistants.





All-Americans

Associated Press All-America

1948	OG Jim Somers, hon. mention
1957	T Bill Kaczmarek, hon. mention
1966	OG Bill Stringer, first team
	T Joe Solscheid, hon. mention
1972	LB Randy Groth, hon. mention
	QB Frank Miller, hon. mention
	OT Tom Mullen, hon. mention
1973	OT Tom Mullen, hon. mention
1979	FB Mark Daniels, hon. mention
	OG Rick Suchenski, hon. mention
	OC Rich Walker, hon. mention
	QB Mitch Ware, hon. mention
	OG Tim Bauer, hon. mention
1981	LB John Harvey, hon. mention
	FB Bill Hedgepath, hon. mention
	DE Paul Kutanovski, hon. mention
1983	S Mike Armentrout, hon. mention
1985	OG Kevin Bor, hon. mention
	OT Brad Sellenriek, hon. mention
	OC David Heim, hon. mention
	HB Keith Williams, hon. mention
	DE Preston Estes, hon. mention
	LB James Houston, hon. mention
1986	OG Chris Tayrien, hon. mention
1987	LB Matt Soraghan, second team
	LB Ken Braden, hon. mention
	DE Preston Estes, hon. mention
1988	OG Mark Christensen, third team
	OC Doug Gardner, hon. mention
	LB James Turnage, hon. mention
1989	OG Mark Christensen, third team
1990	QB DeAndre Smith, first team
	OG Chris Reed, third team
1991	DT Bill Walter, first team
1992	OG Matt Irvin, third team
1993	CB Adrien Smith, second team
1996	K Wayne Boyer, first team
	DT Mike Miano, first team
1997	K Travis Brawner, first team
2004	K Jon Scifres, first team
2007	TE Clay Harbor, third team
2008	TE Clay Harbor, second team
2009	TE Clay Harbor, first team
2010	OL David Arkin, first team
2012	OL Randy Richards, third team
	S Caleb Schaffitzel, third team
2013	S Caleb Schaffitzel, first team
	OC Robert Booker, third team
2014	S Caleb Schaffitzel, first team
2016	LB Dylan Cole, first team

Williamson Little All-America

1940	HB Dwight Bumpus, hon. mention
	E Ed Lechner, hon. mention
1957	OT Bill Kaczmarek, hon. mention
1960	OG Art Giacomini, first team
	OT Glenn Sowder, hon. mention
1963	OT Rich Johanningmeier, honorable mention
	HB Cornelius Perry, hon. mention
1964	HB Cornelius Perry, hon. mention
1965	HB Cornelius Perry, hon. mention

STATS/ Sports Network All-America

1989	OG Mark Christensen, first team
1990	QB DeAndre Smith, second team
	OG Chris Reed, hon. mention
1991	DT Bill Walter, first team
	CB Adrien Smith, hon. mention
1992	OG Matt Irvin, hon. mention
1993	CB Adrien Smith, second team
1995	LB DeLaun Fowler, first team
	OC Luke Hake, third team
1996	K Wayne Boyer, first team
	DT Mike Miano, third team
1997	K Travis Brawner, second team
	OT Brad Kubik, second team
2004	K Jon Scifres, first team
	DB Darren Barnett, third team
2007	TE Clay Harbor, honorable mention
2008	TE Clay Harbor, honorable mention
2009	TE Clay Harbor, first team
2010	OL David Arkin, first team
	LB Antoine Wilkinson, third team
2012	S Caleb Schaffitzel, third team
2013	S Caleb Schaffitzel, first team
2014	S Caleb Schaffitzel, second team
2016	LB, Dylan Cole, first team

Walter Camp Football Foundation

FCS All-America

1990	QB DeAndre Smith
1991	DT Bill Walter



1993	CB Adrien Smith
1996	K Wayne Boyer
1997	K Travis Brawner
2009	TE Clay Harbor
2010	OL David Arkin
2013	S Caleb Schaffitzel
2014	S Caleb Schaffitzel
2016	LB Dylan Cole

AFCA FCS All-America

1987	LB Matt Soraghan
1989	OG Mark Christensen
1990	QB DeAndre Smith
1991	DT Bill Walter
1996	K Wayne Boyer
	DT Mike Miano
1997	K Travis Brawner
2010	OL David Arkin
2012	OL Randy Richards
2014	S Caleb Schaffitzel
2016	LB Dylan Cole

FCS ADA All-America

2016	LB Dylan Cole
------	---------------

HERO Sports All-America

2016	LB Dylan Cole
------	---------------

College Sporting News All-America

2009	TE Clay Harbor, first team
2010	OL David Arkin, first team
2013	S Caleb Schaffitzel, first team
2014	S Caleb Schaffitzel, first team

The Sporting News All-America

1984	S Mike Armentrout, hon. mention
------	---------------------------------

American Football Quarterly

FCS All-America

1995	LB DeLaun Fowler, first team
1996	K Wayne Boyer, first team
	DT Mike Miano, first team

Football News FCS All-America

1985	RB Keith Williams, first team
1987	DE Preston Estes, second team

Football Gazette FCS All-America

1990	QB DeAndre Smith, first team
	DT Bill Walter, first team
1991	DT Bill Walter, first team
	CB Adrien Smith, second team
1992	PK Richard Grote, second team
	OT Tim McDuffey, hon. mention
1993	CB Adrien Smith, second team
1995	LB DeLaun Fowler, hon. mention
	P Chris Hurst, hon. mention
1996	K Wayne Boyer, first team
	RB Michael Cosey, first team
	DT Mike Miano, third team
1997	K Travis Brawner, hon. mention
	OT Brad Kubik, hon. mention
1999	TE Brad St. Louis, second team
2000	DT Luis Almanzar, hon. mention
	WR Jeff Hewitt, hon. mention
2001	LB P. J. Jones, first team
2004	K Jon Scifres, second team

CollegeSportsReport.com

FCS All-America

2004	K Jon Scifres, first team
	DB Darren Barnett, first team
	OC Brad Durham, hon. mention

National Awards

Football Gazette Player of the Year

1990	QB DeAndre Smith, Offense
------	---------------------------

CFPA Co-DB of the Year

2013	S Caleb Schaffitzel, co-DB of the yr.
------	---------------------------------------

College Sports Journal

Freshman All-America

2011	OL Zac Cooley
2012	RB Ryan Heaston

HERO Sports Freshman All-America

2018	TE Jordan Murray
------	------------------

TonySoftli.com Freshman All-America

2014	DL Colby Isbell, 2nd team
	DL Cecil Bratton, 2nd team
	WR Malik Earl, 3rd team
	OL Sam Ellifrits, 3rd team

AFCA Regional Coach of the Year

1989	Jesse Branch
1990	Jesse Branch

Buck Buchanan Award Finalist

2013	Caleb Schaffitzel (15th)
2016	Dylan Cole (3rd)

NCAA National

Statistical Champions

1983	Mike Armentrout, FCS interceptions
1985	MSU, FCS team rushing
1996	Wayne Boyer, FCS field goals
1997	Travis Brawner, FCS field goals
1999	MSU, FCS team net punting
2004	Jon Scifres, FCS field goal accuracy
2016	Dylan Cole, FCS tackles per game

College Football Performance

Awards National Player of Week

2010	PK Austin Witmer (vs. SIU, 10/30/10)
2012	DL Anthony Grady (vs. USD, 10/13/12)
	PR Julian Burton (vs. USD, 10/13/12)
	S Caleb Schaffitzel (vs. WIU, 10/27/12)
	DB Caleb Schaffitzel (vs. NDSU, 11/3/12) also Defensive Player of Week
2012	TE Gannon Sinclair (at SIU, 11/9/13)
2014	PK Macelo Bonani (at UCA, 9/22/14)
	WR Julian Burton (at UCA, 9/22/14)
	LB Dylan Cole (at Okla. St., 9/8/14)
	TE Gannon Sinclair (at UCA, 9/22/14)

STATS / The Sports Network

FCS Player of the Week

1988	LB James Turnage (Defense) vs. UNI
1989	RB Tony Gilbert (Offense) vs. Alcorn
2012	S Caleb Schaffitzel (Defense) vs. NDSU
2013	S Caleb Schaffitzel (Defense) vs. SDSU
2016	LB Dylan Cole (Defensive) at Ind. St.

ABC Chevrolet Player of the Game

Scholarships

1979	LB John Harvey vs. Lincoln
1981	HB Brian Keegan vs. SE Missouri St.

Football Gazette Player of Week

1996	RB Michael Cosey (Offense) vs. SIU
1996	RB Michael Cosey (Offense) vs. INS
1997	S Jason Sykes (Defense) vs. Jax St.
1997	K Travis Brawner (Special Tm) vs. SIU
2001	K Brian Long (Special Tm) vs. WIU
	LB P. J. Jones (Special Tm) vs. ILST
2002	TB Zach Dechant (Offense) vs. SEMO
2003	TB Cody Pratt (Offense) vs. E. Centr.
	WR Steve Rush (Special Tm) vs. SIU

FCS.org All-Stars

2004	K Jon Scifres
------	---------------

All-Star/Bowl Games

1945	RB Charlie Mitchell selected for NFL-College All-Star Game, Chicago, Ill.
1974	OT Tom Mullen selected for NFL-College All-Star Game, Chicago, Ill.
1996	K/P Wayne Boyer, East-West Shrine Game
1999	K Travis Brawner, Kelly Tires Blue-Gray Game

1999	TE Brad St. Louis, East-West Shrine Game
	TE Brad St. Louis, Hula Bowl, Wailuku, Hawaii
2003	FB Nate Schurman, Las Vegas Classic, Las Vegas, Nev.
2005	K Jon Scifres, East-West Shrine Game
2007	LB Jeron Poole, Texas vs. the Nation;
2009	TE Clay Harbor, Texas vs. the Nation;
	East-West Shrine Game
2010	OL David Arkin, Texas vs. the Nation;
	East-West Shrine Game
2016	LB Dylan Cole, NFLPA Collegiate Bowl

All-Conference

Collegiate All-State Team

1916	B Finis Engleman
1919	T Horace Robins
	B Leonard Oliver
1920	B Virgil Cheek
1921	B Max Cherry
	B Virgil Cheek
1922	B Max Cherry
	B Virgil Cheek
1923	C Raymond Lipe
	B Walter Reynaud
	B Max Cherry
	G Russell Williamson

All-MIAA First Team

1924	E Burl Henderson
	B Russell Thorne
	T Oliver Davis
1925	E Burl Henderson
	T Oliver Davis
	B Herbert Austin
1926	G Jeff Wise
	B Herbert Austin
1927	T Jeff Wise
	B Herbert Austin
1928	E John Stater
	T Jeff Wise
	B Louis Stark
	C Pless Tolliver
	B Forrest Abbott
1929	T Eugene Scafe
	G Carl Durham
	B John Tindall
	B Louis Stark
1930	T Carl Durham
1931	E Carl Durham
1932	G Ray Morey
	B Lee Livingston
1935	G Stanley Lewis
1936	G Stanley Lewis
1939	E Russ Kaminsky
	B Dwight Bumpus
1940	E Russ Kaminsky
	E Ed Lechner
	T Earl Graves
	G Bob Kellogg
	B Dwight Bumpus
	E Russ Kaminsky
	B Dwight Bumpus
	B Dean George
1942	G Mont Adamson
1947	T Homer Martin
	G Jim Somers
	G Dick Kerin
	B Ray Forsythe
	B Fred Chaffin
1948	E Don Provance
	E Paul Anderson
	G Jim Somers
	C Clell Wade
	T Homer Martin
	G Dick Kerin
	B Ray Haley
	B Ray Forsythe
1949	T Jim Mentis
	G Jim Somers
	B Ray Forsythe
1950	E Jim Julian
	C Henry May
	B Ralph Harrison
1951	T Bob Dees
	T Paul Mullins
	B John Batten
1952	T Loyce Sowell
	B John Batten
1953	E Bob Jennings
	B Jack Clingan
1955	G Tom Finan
	C Walter Brecht



1956 C Ben Koeneman
 1957 T Bill Kaczmarek
 1960 G Art Giacomini
 1961 B George Sample
 1962 T Rich Johanningmeier
 G Eldo Perry
 B George Sample
 1963 E Jerry Boyer
 T Rich Johanningmeier
 G Eldo Perry
 C Wally Dawson
 B Cornelius Perry
 1964 C Wally Dawson
 B Cornelius Perry
 1965 OG Bill Stringer
 HB Cornelius Perry
 FB Pat Hogan
 DT John Dawson
 DG Wally Dawson
 DB Dennis Scott
 DB Larry Goddard
 1966 OT Pat Talbut
 OG Bill Stringer
 FB Mike Howell
 DE Gary Jaqua
 DT Joe Solscheid
 MG Sam McDowell
 LB Chris George
 DB Randy Wheeler
 DB Dennis Scott
 DB Larry Goddard
 DG Sam McDowell
 1967 DB Darrel Harle
 1968 OG Gene Douglass
 FB Mike Howell
 1969 OT Clark Kynion
 DE Bill Endres
 1970 OT Mike Cluck
 DB Stan Rinker
 1971 DG Mike Aston
 1972 OT Tom Mullen
 FB Tom McIntyre
 1973 OT Tom Mullen
 OG Kevin McGrath
 FB Tom McIntyre
 1974 OC Mike Fortner
 OG Brent Boehringer
 OT Jeff Fishburn
 RB Greg Lawson
 RB Bob Blakley
 LB Sonny Hopson
 DB Derk Ralls
 1975 OT Mike Paulsen
 OG Barry Brambilla
 OG Brod Hudson
 RB Gino Travline
 DE Roy Shoffner
 LB Scott Thompson
 1976 SE Tom Hamilton
 DT Dennis Heim
 LB Mike Murphy
 SE Tom Hamilton
 1977 DT Dennis Heim
 OG Rick Suchenski
 OC Rich Walker
 FB John Gianini
 K Jan Stahle
 LB Mike Murphy
 DB Tim Ries
 P Bruce Lillienkamp
 1979 QB Mitch Ware
 FB Mark Daniels
 OG Rick Suchenski
 OC Rich Walker
 1980 SE Steve Newbold
 TE John Finders
 FB John Gianini
 DT Keith Odehnal

MIAA MVP

1928 B Louis Stark (Most Valuable Back)
 1948 B Ray Haley (Most Valuable Back)
 G Jim Somers (Most Valuable Lineman)
 1950 C Henry May (Most Valuable Lineman)
 1957 T Bill Kaczmarek (Most Valuable Lineman)
 1979 QB Mitch Ware (Most Valuable Player)

All-Mid-Continent First Team

1981 DE Paul Kutanovski
 OG Tim Bauer
 FB Bill Hedgepath
 LB John Harvey

1982 SE Lynn May
 OG Mike Carroll
 LB Darrin Newbold
 DB Mike Armentrout
 1983 OC Mike Panko
 OG Mike Carroll
 LB Cornelius Blow
 DB Mike Armentrout
 1984 S Mike Armentrout
 DT Dean Schuepbach
 FB John Longstreet
 OG Kevin Bor

**All-Gateway / All-MVFC**

1985 Keith Williams, RB First Team
 David Heim, OC First Team
 Brad Sellenriek, OT First Team
 Kevin Bor, OG First Team
 James Houston, LB First Team
 Preston Estes, DL First Team
 B.J. Torbett, WR Second Team
 Danny Gasser, PK Second Team
 Mike Chatman, DB Second Team
 Mike Atzen, P Second Team
 1986 Chris Tayrien, OG First Team
 Tony Gilbert, RB Second Team
 Preston Estes, DL Second Team
 Ken Braden, LB Honorable Mention
 1987 Preston Estes, DL First Team
 Matt Soraghan, LB First Team
 Ken Braden, LB First Team
 Doug Gardner, OT Second Team
 Mark Christensen, OG Second Team
 Craig Phillips, DB Second Team
 Chris Potthast, PK Second Team
 Jon Frangoulis, P Honorable Mention
 1988 Doug Gardner, OC First Team
 Mark Christensen, OG First Team
 James Turnage, LB First Team
 Brian Eddy, OT Second Team
 James Bowens, DL Second Team
 Craig Phillips, DB Second Team
 Rodney McConico, RB Honorable Mention
 1989 DeAndre Smith, QB First Team
 Phillip Collins, RB First Team
 Tony Gilbert, RB First Team
 Greg Bolda, OC First Team
 Brian Eddy, OT First Team
 Mark Christensen, OG First Team
 Michael Fox, DL First Team
 James Turnage, LB First Team
 John Douglass, OT Second Team
 Chris Reed, OG Second Team
 Bill Walter, DL Second Team
 1990 DeAndre Smith, QB First Team
 Eric Jenkins, RB First Team
 Ken Kelly, TE First Team
 John Wilcox, OC First Team
 Chris Kapilovic, OT First Team
 Chris Reed, OG First Team
 Michael Fox, DL First Team
 Bill Walter, DL First Team
 Marcus Shipp, DB First Team
 Matt Irvin, OG Second Team
 Richard Grote, PK Second Team
 Robert Harbolt, LB Second Team
 Tim McDuffey, OT Honorable Mention
 Sean Richardson, LB Honorable Mention
 Brett Von Willer, P Honorable Mention
 1991 Tim McDuffey, OT First Team
 Matt Irvin, OG First Team
 Bill Walter, DL First Team
 Marcus Shipp, DB First Team
 Adrian Smith, DB First Team
 Sean Richardson, LB Second Team
 Paul Carney, QB Honorable Mention
 Hale Hitchcock, RB Honorable Mention
 Anthony Pegues, RB Honorable Mention
 1992 Matt Irvin, OG First Team
 Adrian Smith, DB First Team
 Will LaClear, OT Second Team

Richard Grote, PK Second Team
 Rick Perry, DL Second Team
 Bill Dulin, LB Second Team
 Shumone Burnett, DB Second Team
 Anthony Pegues, RB Honorable Mention
 Jonah White, RB Honorable Mention
 Damon Frost, LB Honorable Mention
 1993 Cameron Flemming, LB First Team
 Adrian Smith, DB First Team
 Chuck Calhoun, WR Second Team
 Luke Hake, OC Second Team
 David Dow, OT Second Team
 Bobby Godwin, DL Second Team
 Anthony Pegues, RB Honorable Mention
 DeLaun Fowler, LB Honorable Mention
 Mike Strickland, LB Honorable Mention
 1994 Luke Hake, OL Second Team
 Brad Kubik, OL Second Team
 Tom Procter, DL Second Team
 DeLaun Fowler, LB Second Team
 Willie Parks, DB Second Team
 Dee Debro, RB Honorable Mention
 Wayne Boyer, PK Honorable Mention
 Chris Hurst, P Honorable Mention
 1995 Luke Hake, OL First Team
 DeLaun Fowler, LB First Team
 Chris Hurst, P First Team
 Jason Cannon, WR Second Team
 Brad Kubik, OL Second Team
 Mike Miano, DL Second Team
 Willie Parks, DB Second Team
 Phil Perkins, WR Honorable Mention
 Bennie McLin, LB Honorable Mention
 Branyon Davis, DB Honorable Mention
 1996 Michael Cosey, RB First Team
 Brad Kubik, OL First Team
 Wayne Boyer, PK First Team
 Earenest Grayson, DL First Team
 Mike Miano, DL First Team
 Bennie McLin, LB First Team
 Jake Cannon, WR Second Team
 Paxton Parker, OL Second Team
 Travis Richardson, DB Second Team
 Jeremy Hoog, QB Honorable Mention
 Jason Whittle, OL Honorable Mention
 Tom Procter, DL Honorable Mention
 Wayne Boyer, P Honorable Mention
 1997 Brad St. Louis, TE First Team
 Brad Kubik, OL First Team
 Travis Brawner, PK First Team
 Corky Martin, LB First Team
 Maurice Daniels, RB Second Team
 Jason Whittle, OL Second Team
 Corey Brunsvold, DL Second Team
 Jeremy Hoog, QB Honorable Mention
 Jason Cannon, WR Honorable Mention
 Mitch Minick, DL Honorable Mention
 Travis Brawner, P Honorable Mention
 1998 Brad St. Louis, TE First Team
 Travis Brawner, PK First Team
 Derek Jensen, QB Second Team
 Maurice Daniels, RB Second Team
 Tony Flint, OL Second Team
 Frank Emeterio, DL Second Team
 Corky Martin, LB Second Team
 Isaac Harvin, DB Second Team
 Jeff Hewitt, WR Honorable Mention
 Jerry Arnold, DL Honorable Mention
 Mike Gailey, DB Honorable Mention
 1999 Brad St. Louis, TE First Team
 Travis Brawner, PK First Team
 Jason Ringena, RB Second Team
 Jason Stealy, OL Second Team
 Corky Martin, LB Second Team
 Jeff Killeen, DB Second Team
 Jay Rodgers, QB Honorable Mention
 Eric Owens, OL Honorable Mention
 Luis Almanzar, DL Honorable Mention
 Travis Brawner, P Honorable Mention
 2000 Jeff Hewitt, WR First Team
 Luis Almanzar, DL First Team
 Jason Ringena, RB Second Team
 Jake Harriger, OL Second Team
 Mark Marcos, WR Second Team
 Eric Owens, OL Second Team
 Mario Turner, DL Second Team
 Corky Martin, LB Second Team
 James Broyles, OL Honorable Mention

Brian Long, PK Honorable Mention
 Donte King, DB Honorable Mention
 Brent Withers, DB Honorable Mention
 2001 Jake Harriger, OL First Team
 Enoch Smith, DL First Team
 Mark Marcos, WR Second Team
 Eric Owens, OL Second Team
 P.J. Jones, LB Second Team
 Austin Moherman, QB Honorable Mention
 Jeff Bristol, OL Honorable Mention
 Eddie Pena, P Honorable Mention
 2002 Crockett Ladd, OL First Team
 Mark Marcos, WR Second Team
 Darryl Robinson, LB Second Team
 Darryl Warren, DB Second Team
 Eddie Linscomb, RB Honorable Mention
 Nate Schurman, RB Honorable Mention
 Colin Johnson, DB Honorable Mention
 2003 Nate Schurman, FB Second Team
 Brad Durham, OL Second Team
 Steve Watson, DL Second Team
 Steven Rush, WR Honorable Mention
 Jon Zweygardt, OL Honorable Mention
 Joe Taylor, DL Honorable Mention
 Torre Endsley, DB Honorable Mention
 2004 Steven Rush, WR First Team
 Jon Scifres, PK First Team
 Steve Watson, DL First Team
 Darren Barnett, DB First Team
 Preston Portee, FB Second Team
 Brad Durham, OL Second Team
 Jason Lewis, DB Second Team
 Steven Rush, RS Second Team
 Cody Pratt, RB Honorable Mention
 Matt Bucholz, TE Honorable Mention
 Travis Brown, OL Honorable Mention
 Torre Endsley, DB Honorable Mention
 Jon Scifres, P Honorable Mention
 2005 Michael Sparks, WR Second Team
 Justin Williamson, OL Second Team
 Jon Scifres, PK Second Team
 Lee Baker, RB Honorable Mention
 Steve Kohenskey, OL Honorable Mention
 Deyontae Batiste, DL Honorable Mention
 2006 Chris Wash, DL Second Team
 Nathan Stokes, P Second Team
 Eric Davis, RS Second Team
 Payne Hall, TE Honorable Mention
 Justin Williamson, OL Honorable Mention
 Derrick Byrd, LB Honorable Mention
 2007 Clay Harbor, TE First Team
 David Arkin, OL Second Team
 Nathan Stokes, P Second Team
 Gerald Davis, RB Honorable Mention
 Nathan Stokes, PK Honorable Mention
 Marcus Colbert, DB Honorable Mention
 Roger Wright, DB Honorable Mention
 2008 Clay Harbor, TE First Team
 Cody Kirby, QB Second Team
 David Arkin, OL Second Team
 Roger Wright, DB Second Team
 Cedric Alvis, DB Honorable Mention
 Chris Geisz, WR Honorable Mention
 Skylar Smith, DB Honorable Mention
 2009 Clay Harbor, TE First Team
 David Arkin, OL First Team
 Antoine Wilkinson, LB First Team
 Waylon Richardet, DL Second Team
 Skylar Smith, DB Second Team
 Jordan Chiles, P Honorable Mention
 Cody Kirby, QB Honorable Mention
 Jared Emery, WR Honorable Mention
 2010 David Arkin, OL First Team
 Antoine Wilkinson, LB First Team
 Jermaine Saffold, WR Second Team
 Skylar Smith, DB Second Team
 Chris Douglas, RB Honorable Mention
 Cody Kirby, QB Honorable Mention
 Terrian Washington, LB Honorable Mention
 2011 Jermaine Saffold, WR First Team
 Mikel Ruder, DL Second Team
 Jimmie Strong, DB Second Team
 Jordan Chiles, P Honorable Mention
 Matt Thayer, TE Honorable Mention
 Trevor Wooden, QB Honorable Mention

**2012**

Dorian Buford, WR	First Team
Caleb Schaffitzel, DB	First Team
Randy Richards, OL	Second Team
Nate Davis, LB	Honorable Mention
Anthony Grady, DL	Honorable Mention
Matt Thayer, TE	Honorable Mention

2013

Caleb Schaffitzel, DB	First Team
Robert Booker, OL	First Team
Howard Scarborough, CB	Second Team
Sybhrian Berry, CB	Second Team
Anthony Grady, DL	Second Team
Nick Canavan, LB	Second Team
Andrew Beisel, LB	Honorable Mention
Zack Cooley, OL	Honorable Mention
Richard Galbierz, OL	Honorable Mention

2014

Caleb Schaffitzel, DB	First Team
Robert Booker, OL	Second Team
Richard Galbierz, OL	Second Team
Dylan Cole, LB	Honorable Mention
Gannon Sinclair, TE	Honorable Mention
Chris Sullens, P	Honorable Mention

2015

Dylan Cole, LB	First Team
Deion Holliman, RS	First Team
James Barnes, DL	Honorable Mention
Riley Shantz, OL	Honorable Mention
Chris Sullens, P	Honorable Mention

2016

Dylan Cole, LB	First Team
Deion Holliman, RS	First Team
Erik Furmanek, TE	Second Team
Colby Isbell, DL	Second Team
Malik Earl, WR	Honorable Mention
Zac Hoover, WR	Honorable Mention
McNeece Egbim, LB	Honorable Mention

2017

Deion Holliman, RS	First Team
Malik Earl, WR	Second Team
Colby Isbell, DL	Second Team
Angelo Garbutt, LB	Second Team
Peyton Huslig, QB	Honorable Mention
Darius Joseph, DB	Honorable Mention
Marquis Prophete, OL	Honorable Mention

2018

Marquis Prophete, OL	Second Team
Tyler Currie, WR	Honorable Mention
McNeece Egbim, LB	Honorable Mention
Angelo Garbutt, LB	Honorable Mention
Jordan Murray, TE	Honorable Mention

4-Time All-MVFC Selections*

Brad Kubik, OL	1994-97
Corky Martin, LB	1997-2000
Davied Arkin, OL	2007-10

*Any combination of 1st team, 2nd team, HM

3-Time First-Team All-MVFC

Adrian Smith, DB	1991-93
Travis Brawner, PK	1997-99
Brad St. Louis, TE	1997-99
Clay Harbor, TE	2007-09
Calbe Schaffitzel, S	2012-14
Deion Holliman, WR/RS	2015-17

MVFC All-Newcomer Team

1994	
Jeremy Hoog, QB	Freshman
Ryan Bravo, OL	Junior
Brad Kubik, OL	Freshman
Kevin Lightburn, LB	Junior
Chris Hurst, P	Junior
1995	
Jason Cannon, WR	Sophomore
Michael Cooley, RB	Junior
Mike Miano, DL	Junior
Branyon Davis, DB	Senior
1996	
Chance Thurman, WR	Freshman
Mike Blount, DB	Junior
1997	
Corey McGriff, RB	Junior
Travis Brawner, PK	Sophomore
Mitch Minick, DL	Senior
Corky Martin, LB	Freshman
Shawn Lockhart, DB	Sophomore
1998	
Justin Craun, OL	Sophomore
Eric Owens, OL	Freshman
Tacoma Fontaine, WR	Junior
Jeff Hewitt, WR	Sophomore
P.J. Jones, LB	Freshman
Mike Galley, DB	Freshman
Isaac Harvin, DB	Junior

Missouri State Team Awards**Arthur Briggs Award**

(presented to top football scholar-athlete)

1991	OT Tim McDuffey
1992	OG Matt Irvin
1993	CB Willie Parks
1994	OT Ryan Touhey
1995	OT Jason Whittle
1996	TE Corey Roy
1997	S Jeff Killeen
1998	P/K Travis Brawner
1999	P/K Travis Brawner
2000	TE Matt White
2001	TB Jason Ringena
2002	OC Crockett Ladd
2003	OC Brad Durham
2004	OC Brad Durham
2005	OC David Tillman
2006	TE Payne Hall
2007	OC David Tillman
2008	WR Chris Geisz
2009	WR Jared Emery
2010	SS Skylar Smith
2011	P Jordan Chiles
2012	TE Matt Thayer
2013	TE Matt Swan
2014	S Caleb Schaffitzel
2015	DL James Barnes
2016	LB Dylan Cole
2017	TE Erik Furmanek
2018	DL Skyler Hulse

MSU Media Player of the Year

(formerly Coors Player of the Year)

1982	DE Darrin Newbold
1983	S Mike Armentrout
1984	FB John Longstreet
1985	HB Keith Williams
1986	LB Ken Braden
1987	LB Matt Soraghan
1988	LB James Turnage
1989	QB DeAndre Smith
1990	QB DeAndre Smith
1991	DT Bill Walter
1992	FB Jonah White
1993	RB Anthony Pegues
1994	LB DeLaun Fowler
1995	LB DeLaun Fowler
1996	RB Michael Cooley
1997	OT Brad Kubik
1998	QB Derek Jensen
1999	QB Jay Rodgers
2000	WR Jeff Hewitt
2001	LB P. J. Jones
2002	OC Crockett Ladd
2003	TB Cody Pratt
2004	TB Cody Pratt
	WR/KR Steven Rush
2005	WR/KR Michael Sparks
2006	S Mike Radon
	OT Justin Williamson
2007	TB Gerald Davis
2008	QB Cody Kirby
2009	TE Clay Harbor
2010	QB Cody Kirby
2011	WR Jermaine Saffold
2012	S Caleb Schaffitzel
2013	S Caleb Schaffitzel
2014	S Caleb Schaffitzel
2015	LB Dylan Cole
2016	LB Dylan Cole
2017	QB Peyton Huslig

BearUp Award

(formerly Bears Team Award 1995-2014)

1995	QB Kyle Geller
1996	TE Corey Roy
1997	CB Clarence Dossie
1998	DB Michael Holloway
2000	TE Matt White
2001	FB Demetrius Smith
2002	OC Crockett Ladd
2003	FB Nate Schurman
2004	OC Brad Durham
2005	QB A.J. Porter
2006	LB Jason Anthony
	DE Sid Rone
2007	WR Jeremy Nicholson
	LB Jeron Poole
2008	CB Cedric Alvis
	OG Seth Reichert
2009	QB Tyler Horner

LB Sam Block

2010	OC Erik Dahl
	DE Waylon Richardet
2011	RB Stephen Johnston
	LB David Ingram
2012	OC Harrison Menke
	LB Pat Fornadel
2013	RB Mikael Cooper-Falls
	CB Howard Scarborough
2014	OT Zack Cooley
2015	TB Ryan Heaston
2016	QB Brodie Lambert
2017	DL Colby Isbell
2018	DB Matt Rush

Senior Scholar-Athlete of the Year

2015	OL Jake Lasater
2016	OL Riley Shantz
2017	DL Chris Cacciarelli
2018	S Jared Beshore

Offensive Most Valuable Player

1995	QB Jeremy Hoog
1996	RB Michael Cooley
1997	QB Jeremy Hoog
1998	QB Derek Jensen
1999	WR Chance Thurman
2000	TB Jason Ringena
2001	TB Eddie Linscomb
2002	WR Mark Marcos
2003	TB Cody Pratt
2004	WR/KR Steve Rush
2005	TB Lee Baker
2006	OT Justin Williamson
2007	TE Clay Harbor
2008	TE Clay Harbor
2009	TE Clay Harbor
2010	OL David Arkin
	QB Cody Kirby
2011	QB Trevor Wooden
2012	OT Randy Richards
2013	OC Robert Booker
2014	OG Richard Galbierz

Defensive Most Valuable Player

1995	LB DeLaun Fowler
1996	DT Mike Miano
1997	LB Corky Martin
1998	LB Corky Martin
	DT Jerry Arnold
1999	LB Corky Martin
2000	LB Corky Martin
2001	LB P. J. Jones
2002	LB Darryl Robinson
2003	S Kailan Williams
2004	S Jovon Lewis
2005	LB Derrick Byrd
2006	S Mike Radon
2007	S Roger Wright
2008	S Roger Wright
2009	LB Antoine Wilkinson
2010	LB Antoine Wilkinson
	LB Terian Washington
2011	DE Mikel Ruder
2012	LB Nate Davis
2013	LB Nick Canavan
2014	LB Andrew Beisel

Offensive Lineman of the Year

1995	OC Paxton Parker
1996	OT Brad Kubik
1997	OT Brad Kubik
1998	OT Justin Craun
1999	OG Jason Stealy
	OC Aaron Light
2000	OC Jake Harriger
	OG James Broyles
2001	OG Jake Harriger
2002	OC Crockett Ladd
2003	OT Jon Zweygardt
2004	OT Travis Brown
2005	OT Justin Williamson
2006	OG Steve Kohenskey
2007	OG David Arkin
2008	OG David Arkin
2009	OL David Arkin
2010	OT Jake Duron
2011	OC Harrison Menke
2012	OT Randy Richards
2013	OG Richard Galbierz
2014	OG Richard Galbierz

Defensive Lineman of the Year

1995	DT Mike Miano
1996	DT Mike Miano
1997	DE Corey Brunsvold
1998	DT Jerry Arnold
	DE Frank Emeterio
1999	DT Dan Adams
2000	DE Mario Turner
2001	DE Enoch Smith
2002	DT Kyle Layne
2003	DT Joe Taylor
2004	DT Tyree Young
2005	DT Deyontae Batiste
2006	DE Chris Wash
2007	DT Chris Brehmer
2008	DE Cory Harbor
2009	DE Waylon Richardet
2010	DE Levi Moore
2011	DE Mikel Ruder
2012	NT Eric Pearce
2013	DE Anthony Grady
2014	DE James Barnes

Special Teams Player of the Year

1995	LB Justin Springfield
	KR Robbie Fresquez
1996	K/P Wayne Boyer
1997	K/P Travis Brawner
1998	K/P Travis Brawner
	B Kevin Hunt
1999	K/P Travis Brawner
	S Jeff Killeen
2000	P Eddie Pena
2001	P Eddie Pena
2002	KR Lee Coleman
2003	KR Steven Rush
2004	K/P Jon Scifres
2005	K/P Jon Scifres
2006	KR Eric Davis
2007	K/P Nathan Stokes
2008	TE Jeff Sargent
2009	K Matt Hottelman
2010	LS Kaleb Mueller
2011	LS Kaleb Mueller
2012	TE Matt Swan
2013	WR Zac Hoover
2014	P Chris Sullens

Offensive Scout Team Player of Year

1995	OT Cameron Roy
1996	OC Matt White
1997	OT Jake Harriger
1998	OT Jeff Bristol
1999	TB Lee Coleman
2000	QB Eric Ilich
2001	WR Cory Eden
2002	QB Steve Cota
2003	TB Tauren Johnson
2004	TB Tony Glosier
2005	QB Matt Krapfl
2006	OL David Arkin
2007	TB Miguel Warren
2008	OT Harrison Menke
2009	QB Trevor Wooden
2010	WR Duane Atteberry
2011	WR Duane Atteberry
2012	WR Zac Hoover
2013	RB Calan Crowder
2014	OL Aaron Clardy

Defensive Scout Player of the Year

1995	DT Eric Whittingham
1996	DE Jerry Arnold
1997	LB P. J. Jones
1998	CB Benny McDowell
1999	LB Demarco Williams
2000	DT Derek Rogers
2001	LB Darryl Robinson
2002	LB Jared Opp
	LB Darron Boone
2003	LB Chris Goode
2004	LB Dan Graham
2005	LB Eric Small
2006	LB Jacob Highfill
2007	LB Chris Current
2008	DE Joe Day
2009	DB Rick Dansdill
	DL Anthony Grady
2010	LB Geoff Stanford
2011	CB Evan Williams
2012	LB Dylan Cole
2013	LB Ben Howard
2014	DB Anthony Upchurch



1999	
Jay Rogers, QB	Senior
Luis Almanzar, DT	Junior
Donte King, CB	Junior
2000	
James Broyles, OL	Senior
Austin Moherman, QB	Junior
Elliot Smith, OG	Junior
2001	
Steve Ennis, RB	Junior
Eddie Linscomb, RB	Junior
Mark Marcos, WR	Junior
Crockett Ladd, OC	Junior
Carlos Banks, CB	Sophomore
Daryl Warren, CB	Sophomore
2002	
Brandon Chambers, LB	Junior
Darryl Robinson, LB	Junior
2003	
Cody Pratt, TB	Junior
Steven Rush, WR	Junior
Michael Sparks, WR	Sophomore
Torre Endsley, DB	Junior
Kevin Sears, LB	Freshman
2004	
Darren Barnett, CB	Junior
Darryl Johnson, LB	Junior
2005	
Lee Baker, TB	Senior
Scott Carroll, QB	Sophomore
Deontae Batiste, DT	Senior
Greg Lovely, CB	Junior
2006	
Eric Davis, WR	Sophomore
Tamarkus McElvane, WR	Junior
Jeron Poole, LB	Junior
2007	
David Arkin, OG	Freshman
Kevaghn Brown, OT	Junior
Clayton Dickehut, DE	Junior
Cody Kirby, QB	Freshman
Derek Miller, CB	Freshman
Kingjack Washington, TB	Freshman
2008	
Jordan Chiles, P	Freshman
David Ingram, LB	Freshman
2009	
Antoine Wilkinson, LB	Junior
Adam Beauchamp, LB	Junior
Michael Keck, LB	Sophomore
Mikael Cooper-Falls, RB	Freshman
Cadarius Dotson, WR	Freshman
2010	
Nick Canavan, LB	Freshman
2011	
Andrew Beisel, LB	Freshman
Mike Crutcher, S	Freshman
2012	
Ryan Heaston, RB	Freshman
2013	
Dylan Cole, LB	Freshman
Brandon Cheaton, S	Junior
2014	
Cecil Bratton, DL	Freshman
Calan Crowder, RB	Freshman
Sam Ellifrits, OL	Freshman
Eric Phillips, DB	Freshman
2015	
Jared Beshore, S	Freshman
2016	
Coleman Clanton, OL	Freshman
McNeece Egbim, LB	Freshman
2017	
Peyton Huslig, QB	Sophomore
Angelo Garbutt, LB	Sophomore
2018	
Matt McClellan, DL	Junior
Jordan Murray, TE	Freshman

MVFC Players of the Week

1985	
Rod Witt, FB, Offensive	Sept. 7
Dempster Jackson, CB, Defensive	Sept. 7
Keith Williams, RB, Offensive	Sept. 14
Keith Williams, RB, Offensive	Oct. 5
James Houston, LB, Defensive	Oct. 19
Preston Estes, DE, Defensive	Nov. 2
Preston Estes, DE, Defensive	Nov. 16
1986	
Matt Soraghan, LB, Defensive	Nov. 1
1987	
Matt Soraghan, LB, Defensive	Sept. 14
Matt Soraghan, LB, Defensive	Sept. 28
DeAndre Smith, QB, Offensive	Oct. 5
Matt Soraghan, LB, Defensive	Nov. 16

1988	
James Turnage, DT, Defensive	Sept. 24
DeAndre Smith, QB, Offensive	Nov. 5
1989	
DeAndre Smith, QB, Offensive	Sept. 2
Phillip Collins, HB, Offensive	Sept. 16
Tony Gilbert, HB, Offensive	Oct. 30
James Turnage, LB, Defensive	Nov. 20
1990	
Richard Grote, PK, Offensive	Sept. 17
Cameron Flemming, LB, Defensive	Sept. 24
DeAndre Smith, QB, Offensive	Oct. 1
DeAndre Smith, QB, Offensive	Oct. 29
Robert Harbolt, LB, Defensive	Nov. 12
1991	
Paul Carney, QB, Offensive	Oct. 7
Adrian Smith, CB, Defensive	Oct. 7
Adrian Smith, CB, Defensive	Oct. 21
1992	
Adrian Smith, DB, Defensive	Sept. 19
1993	
David Tow, OT, Offensive Lineman	Sept. 6
Luke Hake, OC, Offensive Lineman	Sept. 20
Anthony Pegues, RS, Special Teams	Oct. 4
Phil Johnson, QB, Offensive	Oct. 11
Adrian Smith, DB, Defensive	Nov. 8
1994	
Jeremy Hoog, QB, Offensive	Sept. 10
Luke Hake, OC, Offensive Lineman	Sept. 17
Kevin Lightburn, LB, Defensive	Oct. 15
Jerry Freeny, SS, Defensive	Oct. 29
Brad Kubik, OT, Offensive Lineman	Nov. 5
DeLaun Fowler, LB, Defensive	Nov. 12
1995	
Phil Perkins, WR, Offensive	Sept. 9
Luke Hake, OG, Offensive Lineman	Oct. 7
Wayne Boyer, PK, Special Teams	Oct. 14
Luke Hake, OG, Offensive Lineman	Oct. 21
Jason Cannon, WR, Co-Offensive	Oct. 21
DeLaun Fowler, LB, Defensive	Oct. 28
Jeremy Hoog, QB, Offensive	Nov. 11
Paxton Parker, OC, Offensive Lineman	Nov. 11
Dee Debro, RB, Offensive	Nov. 18
1996	
Paxton Parker, OC, Offensive Lineman	Aug. 31
Jeremy Hoog, QB, Offensive	Sept. 14
Wayne Boyer, P/PK, Special Teams	Sept. 14
Michael Cooley, RB, Offensive	Sept. 28
Wayne Boyer, P/PK, Special Teams	Sept. 28
Michael Cooley, RB, Offensive	Oct. 5
Davis Moore, LB, Defensive	Oct. 5
Brad Kubik, OT, Offensive Lineman	Oct. 5
Wayne Boyer, P/PK, Special Teams	Oct. 5
Michael Cooley, RB, Offensive	Nov. 16
Jason Whittle, OT, Offensive Lineman	Nov. 16
1997	
Jason Sykes, FS, Defensive	Sept. 6
Jeff Killeen, FS, Special Teams	Sept. 6
Maurice Daniels, RB, Offensive	Sept. 20
Brad Kubik, OT, Offensive Lineman	Sept. 20
Brad Kubik, OT, Offensive Lineman	Oct. 4
Travis Brawner, P/PK, Special Teams	Oct. 4
Ryan Touhey, OG, Offensive Line	Oct. 11
LeKeith Hampton, LB, Defensive	Oct. 18
Travis Brawner, P/PK, Special Teams	Oct. 18
1998	
Tony Flint, OG, Offensive Lineman	Oct. 3
Aaron Light, OC, Offensive Lineman	Oct. 31
Derek Jensen, QB, Offensive	Nov. 7
Justin Craun, OT, Offensive Lineman	Nov. 7
Travis Brawner, P/PK, Special Teams	Nov. 14
1999	
Jeff Hewitt, RS, Special Teams	Sept. 19
Justin Craun, OT, Offensive Lineman	Sept. 26
Corky Martin, LB, Defensive	Oct. 3
Jason Stealy, OG, Offensive Lineman	Oct. 31
Aisali Faapouli, DT, Defensive	Nov. 14
Aaron Light, OC, Offensive Lineman	Nov. 14
Luis Almanzar, DT, Defensive	Nov. 21
Travis Brawner, P/PK, Special Teams	Nov. 21
2000	
Eddie Pena, P, Special Teams	Sept. 2
Austin Moherman, QB, Offensive	Oct. 7
Jason Ringena, RB, Offensive	Nov. 11
2001	
Lee Coleman, KR, Special Teams	Sept. 8
Jake Harriger, OG, Offensive Lineman	Oct. 13
Jeff Bristol, OT, Offensive Lineman	Oct. 27
Brian Long, PK, Special Teams	Oct. 27
P.J. Jones, LB, Defensive	Nov. 17
Elliott Smith, OL, Offensive Lineman	Nov. 17
2002	
Pat Fleming, LB, Defensive	Sept. 7
Zach Dechant, RB, Co-Offensive	Sept. 21
Crockett Ladd, OC, Offensive Lineman	Sept. 21
2003	
Cody Pratt, RB, Offensive	Aug. 30

Torre Endsley, DB, Defensive	Aug. 30
Michael Sparks, RS, Special Teams	Sept. 13
Michael Sparks, RS, Special Teams	Nov. 1
Steven Rush, WR, Offensive	Nov. 8
Brad Druham, OL, Offensive Lineman	Nov. 8
Steven Rush, RS, Special Teams	Nov. 15
2004	
Brad Druham, OC, Offensive Lineman	Sept. 11
Travis Brown, OT, Offensive Lineman	Oct. 2
Darren Barnett, CB, Defensive	Nov. 6
Jon Scifres, PK, Special Teams	Nov. 13
2005	
Mike Radon, S, Defensive	Sept. 3
Justin Williamson, OT, Offensive Line	Sept. 17
Justin Williamson, OT, Offensive Line	Oct. 8
2006	
Eric Davis, KR, Special Teams	Sept. 16
Marcus Colbert, CB, Special Teams	Nov. 11
2007	
Gerald Davis, RB, Offensive	Sept. 1
David Arkin, OT, Offensive Lineman	Sept. 1
Nathan Stokes, PK, Special Teams	Sept. 8
Cody Kirby, QB, Offensive	Sept. 22
David Arkin, OG, Co-Offensive Lineman	Sept. 22
Seth Reichert, OG, Co-Offensive Line	Sept. 22
Cody Kirby, QB, Offensive	Oct. 6
Kevaghn Brown, OT, Offensive Line	Oct. 6
Nathan Stokes, P/PK, Special Teams	Oct. 27
2008	
Kevaghn Brown, OT, Offensive Line	Sept. 8
Roger Wright, S, Defensive	Oct. 11
Cody Kirby, QB, Offensive	Oct. 18
Seth Reichert, OG, Offensive Lineman	Oct. 18
2009	
Waylon Richardet, DL, Defensive	Sept. 19
Waylon Richardet, DL, Defensive	Oct. 3
David Arkin, OG, Offensive Lineman	Oct. 3
Clay Harbor, TE, Offensive	Oct. 17
Matt Hottelman, K, Special Teams	Oct. 17
David Arkin, OG, Offensive Lineman	Oct. 3
2010	
Cody Kirby, QB, Offensive	Sept. 11
David Arkin, OT, Offensive Lineman	Sept. 11
Jermaine Saffold, WR, Offensive	Oct. 2
David Arkin, OT, Offensive Lineman	Oct. 23
Austin Witmer, PK, Special Teams	Oct. 30
Antoine Wilkinson, LB, Defensive	Nov. 20
2011	
Trevor Wooden, QB, Offensive	Oct. 22
Trevor Wooden, QB, Offensive	Nov. 19
Harrison Menke, OC, Offensive Line	Nov. 19
2012	
Julian Burton, WR/RS, Special Teams	Oct. 13
Dorian Buford, WR, Offensive	Oct. 20
Caleb Schaffitzel, S, Defensive	Oct. 27
Caleb Schaffitzel, S, Defensive	Nov. 3
2013	
Vernon Scott, RB, Offensive	Sept. 15
Robert Booker, C, Offensive Lineman	Sept. 15
Caleb Schaffitzel, S, Defensive	Oct. 20
Jeremy Springer, LB, Defensive	Nov. 3
Ashton Glaser, QB, Offensive	Nov. 10
2014	
Colby Isbell, DL, Newcomer	Aug. 31
Chris Sullens, P, Special Teams	Sept. 14
Julian Burton, WR, Offensive	Sept. 21
Alexz Jones, LB, Newcomer	Sept. 21
Chris Sullens, P, Special Teams	Oct. 19
2015	
Deion Holliman, WR/RS, Special Teams	Oct. 10
2016	
Dylan Cole, LB, Defensive	Oct. 2
Sam Ellifrits, OL, Offensive Lineman	Oct. 2
Deion Holliman, Special Teams	Sept. 4
Brodie Lambert, QB, Offensive	Oct. 30
2017	
Peyton Huslig, QB, Newcomer	Sept. 3
Deion Holliman, KR, Special Teams	Sept. 17
Deion Holliman, KR, Special Teams	Oct. 1
Zach Drake, K, Special Teams	Oct. 29
Peyton Huslig, QB, Newcomer	Oct. 29
Marquis Prophete, OL, Offensive Line	Oct. 29
Mark Rush, KR, Special Teams	Nov. 5
Angelo Garbutt, LB, Newcomer	Nov. 12
2018	
Marquis Prophete, OL, Offensive Line	Sept. 10
Tyler Lovelace, LB, Defensive	Sept. 16
Darius Joseph, DB, Co-Defensive	Sept. 29
MVFC Players of the Year	
1985 LB James Houston, defense	
RB Keith Williams, offense	
1987 LB Matt Soraghan, defense	
1989 QB DeAndre Smith, offense	
1990 QB DeAndre Smith, offense	
1996 DT Mike Miano, defense	

MVFC Freshman of the Year

2007 QB Cody Kirby

MVFC Newcomers of the Year

1995 WR Jason Cannon
2009 LB Antoine Wilkinson

MVFC Coach of the Year

1989 Jesse Branch
1990 Jesse Branch

Academic Awards

National Football Foundation National Scholar

2014 S Caleb Schaffitzel

NCAA Postgraduate Scholarship

1980 OG Rick Suchenski
QB Mitch Ware
1984 S Mike Armentrout
2000 P/PK Travis Brawner



CoSIDA Academic All-America

1973 QB Kent Stringer, first team
1974 QB Kent Stringer, second team
1975 QB Kent Stringer, first team
1978 SE Steve Newbold, first team
1984 S Mike Armentrout, second team
1991 OT Tim McDuffey, second team
1997 S Jeff Killeen, second team
1998 PK Travis Brawner, second team
1999 PK Travis Brawner, second team
S Jeff Killeen, second team
2010 OL David Arkin, second team
2012 S Caleb Schaffitzel, second team
2013 S Caleb Schaffitzel, first team
2014 S Caleb Schaffitzel, first team

CoSIDA Academic All-District

1994 CB Willie Parks
1997 S Jeff Killeen
1998 S Jeff Killeen
K Travis Brawner
DE Frank Emeterio
P/PK Travis Brawner
DE Frank Emeterio
S Jeff Killeen
2002 WR Mark Marcos
2008 DE Chris Brehmer
2009 WR Jared Emery
OL David Arkin
2010 OL David Arkin
2012 S Caleb Schaffitzel
2013 S Caleb Schaffitzel
2014 S Caleb Schaffitzel
2015 K Shelby Harris
S Jared Beshore
2016 LB Dylan Cole
2017 S Jared Beshore
2018 S Jared Beshore

MIAA Sportsmanship Award

1956 FB Jim Toler
1963 DB Charley Wade
1965 RB Cornelius Perry

Mid-Continent All-Academic Team

1981 OG Steve AuBuchon
OG Willie Hurst
OT Kirk Miller
1982 DB Mike Armentrout
DE Terry Gourley
OG Mike Carroll
K Greg Finley
OC Willie Hurst
DB Jim Kaufman
RB J. D. Ward
1983 DB Mike Armentrout
OG Mike Carroll
DE Terry Gourley
DB Howard Patton
1984 S Mike Armentrout
CB Howard Patton
DE Terry Gourley



MVFC All-Academic Team

1994

Ryan Touhey, OT Second Team
Chris Nicoll, C Honorable Mention
Corey Roy, S Honorable Mention

1995

Ryan Bravo, OG First Team
Jason Whittle, OT First Team
Jeremy Hoog, QB Second Team
Ryan Estes, FB Honorable Mention
Kyle Geller, QB Honorable Mention
Tom Proctor, DT Honorable Mention
Corey Roy, TE Honorable Mention

1996

Montoi Dixon, WR First Team
Jake Jacobsmeyer, DT First Team
Corey Roy, TE First Team
Ryan Touhey, OG First Team
Jason Whittle, OT First Team
Brad Duke, LB Second Team
Ryan Estes, SS Second Team
Jeremy Hoog, QB Second Team
Tom Proctor, DE Second Team

1997

Travis Brawner, PK First Team
Jeff Killeen, DB First Team
Jake Jacobsmeyer, DL Second Team
Brad St. Louis, TE Second Team
Ryan Touhey, OL Second Team
Jason Whittle, OT Second Team
Brad Duke, LB Honorable Mention

1998

Travis Brawner, PK First Team
Derek Jensen, QB First Team
Jeff Killeen, DB First Team
Matt White, TE First Team
Frank Emeterio, DL Second Team
Robert Rose, WR Second Team
Brad St. Louis, TE Second Team

1999

Travis Brawner, PK First Team
Jeff Killeen, DB First Team
Chance Thurman, WR First Team
Matt White, TE Honorable Mention

2000

Jerry Arnold, DT First Team
Matt White, TE First Team
Jason Ringena, TB Second Team

2001

Jason Ringena, RB First Team
Sean Adams, WR Second Team
Eric Owens, OT Second Team
Jeff Bristol, OT Honorable Mention

2002

Zach Dechant, TB First Team
Crockett Ladd, OC First Team
Mark Marcos, WR First Team
Jeff Bristol, OT Honorable Mention

2003

Brad Durham, OC Second Team

2004

Brad Durham, OC Second Team

2005

Kevin Sears, LB Second Team
Chris Geisz, WR Honorable Mention
Mike Radon, FS Honorable Mention
David Tillman, OC Honorable Mention

2006

Payne Hall, TE First Team
Chris Geisz, WR Second Team
Mike Radon, FS Honorable Mention
Kevin Sears, LB Honorable Mention
David Tillman, OC Honorable Mention

2007

David Tillman, OC First Team
Jared Emery, WR Second Team
Chris Geisz, CB Honorable Mention

2008

David Arkin, OG Second Team
Chris Brehmer, DT Second Team
Chris Geisz, WR Second Team
Clayton Dickehut, DE Honorable Mention
Jared Emery, WR Honorable Mention

2009

David Arkin, OG First Team
Jared Emery, WR First Team
Jordan Chiles, P Honorable Mention
Matt Hottelman, K Honorable Mention
Skylar Smith, DB Honorable Mention

2010

David Arkin, OL First Team
Jordan Chiles, P Second Team
Erik Dahl, OL Honorable Mention

2011

Jordan Chiles, P First Team
Matt Thayer, TE Second Team
Austin Witmer, PK Honorable Mention

2012

Caleb Schaffitzel, DB First Team
Matt Thayer, TE Second Team
Andrew Beisel, LB Honorable Mention
Kurt Kutter, OL Honorable Mention
Austin Witmer, PK Honorable Mention

2013

Caleb Schaffitzel, DB First Team
Matt Swan, TE Second Team
Andrew Beisel, LB Honorable Mention
Kurt Kutter, OL Honorable Mention
Austin Witmer, PK Honorable Mention

2014

Caleb Schaffitzel, DB First Team
Andrew Beisel, LB Second Team
Dylan Cole, LB Honorable Mention

2015

Dylan Cole, LB First Team
Jake Lasater, OL Honorable Mention

2016

Dylan Cole, LB First Team
Jared Beshore, S Honorable Mention
Erik Furmanek, TE Honorable Mention

2017

Jared Beshore, S Second Team
Peyton Huslig, QB Second Team
Erik Furmanek, TE Honorable Mention

2018

Jared Beshore, S First Team
Peyton Huslig, QB Second Team

4-Time MVFC All-Academic Selection

Chris Geisz, WR 2005-06-07-08

3-Time All-Academic Selections

Ryan Touhey, OL 1994-95-97
Corey Roy, TE 1994-95-96
Travis Brawner, PK* 1997-98-99
Jeff Killeen, DB* 1997-98-99
Brad St. Louis, TE 1997-98-99
Matt White, TE 1998-99-2000
Jason Whittle, OL 1995-96-97
Jared Emery, WR 2007-08-09
David Arkin, OL 2008-09-10
Jordan Chiles, P 2009-10-11
Austin Witmer, PK 2011-12-13
Caleb Schaffitzel, S* 2012-13-14
Andrew Beisel, LB 2012-13-14
Dylan Cole, LB 2014-15-16
Jared Beshore, S 2016-17-18

* Three-time member of MVFC All-Academic First Team

NACDA FCS ADA

Academic All-Stars

1998 K Travis Brawner
TE Brad St. Louis
1999 P/K Travis Brawner
S Jeff Killeen
2014 S Caleb Schaffitzel
2016 LB Dylan Cole

Virgil Cheek Award

(presented to outstanding Missouri State graduating senior male student-athlete)

1956 E Ron Whitaker
1960 E Charlie Finley
1964 T Rich Johanningmeier
1965 E Jerry Boyer
1966 QB Dan Young
1967 E Bill Douglass
1968 DB Dennis Scott
1975 TE Bob Grana
1976 QB Kent Stringer
1978 DB Terry Kasper
1980 QB Mitch Ware
1982 FB Mark Daniels
1983 DE Darrin Newbold
1988 DE Preston Estes
1989 DB Scott Hartwig
1992 OT Tim McDuffey
1999 QB Derek Jensen
2000 TE Brad St. Louis
2001 TE Matt White
2005 OC Brad Durham
2007 S Mike Radon
2008 OC David Tillman
2011 OL David Arkin
2015 S Caleb Schaffitzel
2017 LB Dylan Cole





Total Offense

Plays

Game

- 65, **Peyton Huslig, vs. Southern Ill., 10/27/18**
60, Cody Kirby, vs. South Dakota St., 10/10/09
60, **Peyton Huslig, at South Dakota, 10/6/18**
59, Derek Jensen, at UNI, 10/3/98
57, Jeremy Hoog, at UNI, 10/19/96
56, Phil Johnson, vs. Illinois State, 10/9/93
56, Ashton Glaser, vs. Murray State, 9/15/12
55, DeAndre Smith, at Tulsa, 9/8/90
55, Derek Jensen, at Illinois St., 11/7/98

Season

- 463, Derek Jensen, 1998
453, **Peyton Huslig, 2018**
452, Cody Kirby, 2010
432, Kierra Harris, 2014
418, Cody Kirby, 2008
416, Jeremy Hoog, 1996
413, DeAndre Smith, 1990
413, **Peyton Huslig, 2017**
408, Jeremy Hoog, 1997
388, DeAndre Smith, 1989

Career

- 1,588, Cody Kirby, 2007-10
1,314, Jeremy Hoog, 1994-97
1,106, DeAndre Smith, 1987-90
979, Kierra Harris, 2011-14
935, Mitch Ware, 1976-79
866, **Peyton Huslig, 2017-18**
752, Greg Arterburn, 1982-85
746, Derek Jensen, 1995-98
651, John Gianini, 1976-80
641, Austin Moherman, 2000-01
603, Kent Stringer, 1973-75

Total Offense Yards

Game

- 469, DeAndre Smith, at Tulsa, 9/8/90
426, A.J. Porter, vs. Illinois State, 11/8/03
419, **Peyton Huslig, vs. Southern Ill., 10/27/18**
415, Jeremy Hoog, at Western Ill., 11/21/95
397, Kierra Harris, at Central Ark., 9/20/14
393, Jay Rodgers, at Southern Ill., 10/30/99
390, Brodie Lambert, vs. Southern Ill., 10/29/16
385, **Peyton Huslig, vs. Indiana St., 10/28/17**
384, Cody Kirby vs. Southern Illinois, 10/30/10
381, Jeremy Hoog, at SE Mo. St., 11/11/95
374, Jeremy Hoog, vs. Liberty, 10/15/94
366, Jeremy Hoog, at UNI, 11/19/96
356, A. J. Porter, at Western Ill., 11/15/03
351, Jay Rodgers, vs. Indiana St., 11/20/99
350, Scott Carroll, at Southern Ill., 10/1/05

Season

- 2,768, Jay Rodgers, 1999
2,710, Cody Kirby, 2010
2,697, Derek Jensen, 1998
2,635, DeAndre Smith, 1990
2,602, **Peyton Huslig, 2017**
2,530, DeAndre Smith, 1989
2,479, **Peyton Huslig, 2018**
2,420, Trevor Wooden, 2011
2,250, Jeremy Hoog, 1996
2,227, Cody Kirby, 2008
2,122, Cody Kirby, 2009
2,098, Jeremy Hoog, 1997

Career

- 9,019, Cody Kirby, 2007-10
7,326, Jeremy Hoog, 1994-97
6,356, DeAndre Smith, 1987-90
5,602, Mitch Ware, 1976-79
5,245, Kierra Harris, 2011-14
5,081, **Peyton Huslig, 2017-18**
4,058, A.J. Porter, 2002-05
4,010, Greg Arterburn, 1982-85
3,987, Derek Jensen, 1995-98
3,816, Austin Moherman, 2000-01
3,526, Kent Stringer, 1973-75
2,867, John Gianini, 1976-80
2,790, Tom Leeker, 1982-85
2,768, Jay Rodgers, 1999
2,694, Keith Williams, 1982-85
2,646, Frank Miller, 1971-72

Scoring

Points Scored

Game

- 37, Louis Stark, vs. SW Baptist, 9/24/27
30, Greg Lawson, vs. Lincoln, 11/9/74
30, Keith Williams, at Truman St., 10/5/85
30, Steven Rush, vs. Illinois State, 11/8/03
30, Gerald Davis, vs. Indiana St., 10/27/07
26, Pete Bybel, at Truman St., 10/19/57
24, Tommy Burns, vs. Emporia St., 10/1/55
24, Cornelius Perry, vs. Mo. S&T, 10/31/64
24, Tom Herman, vs. Missouri S&T, 10/23/73
24, Bill Hedgepath, at Lincoln, 11/14/81

- 24, Derek Jensen, at Illinois St., 11/7/98
24, Zach Dechant, vs. SE Mo. St., 9/21/02
24, Cody Pratt, vs. East Central, 8/28/03
24, Kaya Farris, at Western Ill., 11/15/03
24, Gerald Davis, vs. Missouri S&T, 8/30/07
24, Cody Kirby, at Murray State, 10/9/10
24, Jason Randall, vs. Indiana St., 10/28/17

Season

- 114, Gerald Davis, 2007
110, Mark Daniels, 1979
108, DeAndre Smith, 1990
103, Wayne Boyer, 1996
96, Keith Williams, 1985
92, DeAndre Smith, 1989
86, Greg Lawson, 1974
86, Travis Brawner, 1997
84, Michael Cosey, 1996
83, Richard Grote, 1990
82, Chris Potthast, 1989
79, Jon Scifres, 2004
78, Cornelius Perry, 1963
78, Cornelius Perry, 1964
78, John Gianini, 1978
78, Jason Ringena, 1999
78, Cody Kirby, 2010

Career

- 247, Wayne Boyer, 1993-96
242, DeAndre Smith, 1987-90
225, Travis Brawner, 1997-99
220, Chris Potthast, 1986-89
210, Cornelius Perry, 1963-65
210, Jon Scifres, 2002-05
198, Cody Kirby, 2007-10
192, Keith Williams, 1982-85
190, Richard Grote, 1990-92
180, John Gianini, 1976-80
178, Brian Long, 2000-02
170, Jan Stahle, 1976-78
168, Fred Tabron, 1970-73
167, Pat Hogan, 1963-66
167, Austin Witmer, 2010-13
158, Mark Daniels, 1977-80

Consecutive Games Scoring

- 33, Travis Brawner, 1997-99
32, Brian Long, 2000-02
26, Jon Scifres, 2003-05
22, Chris Potthast, 1988-89
22, Nathan Stokes, 2007-08
22, Austin Witmer, 2011-13
21, Danny Gasser, 1984-85
21, Wayne Boyer, 1995-96
20, Wayne Boyer, 1993-94
18, David Kruse, 1974-75
15, Jan Stahle, 1977-78
15, Chris Potthast, 1986-87

Touchdowns Scored

Game

- 6, Louis Stark, vs. SW Baptist, 9/24/27
5, Greg Lawson, vs. Lincoln, 11/9/74
5, Keith Williams, at Truman St., 10/5/85
5, Steven Rush, vs. Illinois St., 11/8/03
5, Gerald Davis, vs. Indiana St., 10/27/07
4, Tommy Burns, vs. Emporia St., 10/1/55
4, Pete Bybel, at Truman State, 10/19/57
4, Cornelius Perry, vs. Missouri S&T, 10/31/64
4, Tom Herman, vs. Missouri S&T, 10/23/73
4, Bill Hedgepath, at Lincoln, 11/14/81
4, Derek Jensen, at Illinois State, 11/7/98
4, Zach Dechant, vs. Southeast Mo., 9/21/02
4, Cody Pratt, vs. East Central, 8/28/03
4, Kaya Farris, at Western Illinois, 11/15/03
4, Gerald Davis, vs. Missouri S&T, 8/30/07
4, Cody Kirby, at Murray State, 10/9/10

Season

- 19, Gerald Davis, 2007
18, DeAndre Smith, 1990
18, Mark Daniels, 1979
16, Keith Williams, 1985
15, DeAndre Smith, 1989
14, Greg Lawson, 1974
14, Michael Cosey, 1996
13, Cornelius Perry, 1963
13, Cornelius Perry, 1964
13, John Gianini, 1978
13, Jason Ringena, 1999
13, Cody Kirby, 2010

Career

- 40, DeAndre Smith, 1987-90
35, Cornelius Perry, 1963-65
33, Cody Kirby, 2007-10
32, Keith Williams, 1982-85
30, John Gianini, 1976-80
28, Fred Tabron, 1970-73
26, Mark Daniels, 1977-80
25, Jason Ringena, 1998-01
23, Johnny Longstreet, 1981-84

- 23, Rodney McConico, 1987-90
23, Cody Pratt, 2003-04
22, Anthony Pegues, 1990-93
21, Gino Travline, 1973-76
21, Chris Douglas, 2009-11
20, Gerald Davis, 2004-07

Scoring by Kickers

Extra Points Kicked

Game

- 9, Jan Stahle, vs. Lincoln, 11/13/76
9, Richard Grote, vs. Washburn, 9/12/92
9, Brian Long, vs. Drake, 11/3/01
9, Nathan Stokes, vs. Indiana St., 10/27/07
8, Danny Gasser, at Truman St., 10/5/85
8, Richard Grote, vs. Indiana St., 10/19/91
8, Travis Brawner, vs. UT Martin, 11/13/99
8, Nathan Stokes, vs. Missouri S&T, 8/30/07
8, Jordan Chiles, at Murray State, 10/9/10
8, Zach Drake, vs. Indiana St., 10/28/17

Season

- 49, Chris Potthast, 1989
49, Nathan Stokes, 2007
47, Richard Grote, 1990
46, Travis Brawner, 1999
43, Jan Stahle, 1978
42, Travis Brawner, 1998
41, Danny Gasser, 1985
36, Mike Pallardy, 1979
35, Brian Long, 2001
34, Jon Scifres, 2004
33, Richard Grote, 1991
33, Jordan Chiles, 2010
32, David Kruse, 1974
32, Richard Grote, 1992
32, Matt Hottelman, 2008

Career

- 112, Richard Grote, 1990-92
111, Travis Brawner, 1997-99
106, Chris Potthast, 1986-89
100, Wayne Boyer, 1993-96
93, Jon Scifres, 2002-04
91, Brian Long, 2000-02
89, Jan Stahle, 1976-78
83, Austin Witmer, 2010-13
74, David Kruse, 1973-75
72, Nathan Stokes, 2007-08
68, Danny Gasser, 1984-85
65, Pat Hogan, 1963-66
60, Matt Hottelman, 2006-09
57, Zach Drake, 2016-17

Consec. Games Scoring Extra Point

- 32, Travis Brawner, 1997-99
22, Nathan Stokes, 2007-08
21, Danny Gasser, 1984-85
20, Richard Grote, 1990-91
20, Wayne Boyer, 1993-94
18, Chris Potthast, 1988-89
17, Brian Long, 2001-02

Consecutive Conversions Kicked

- 51, Travis Brawner, 1997-99
47, Brian Long, 2000-02
45, Danny Gasser, 1984-85
37, Chris Potthast, 1988-89
35, Wayne Boyer, 1995-96
34, Matt Hottelman, 11/15/08 to 11/14/09
33, Jordan Chiles, 9/3/10 to 11/19/11
32, Jan Stahle, 1977 to 78
32, Zach Drake, 9/10/16 9/16/17
28, David Kruse, 1974-75

Field Goals Kicked

Game

- 4, Richard Grote, at Indiana St., 9/15/90
4, Wayne Boyer, at McNeese St., 9/7/96
4, Wayne Boyer, at UT-Martin, 9/21/96
3, Tom Tucker, at Truman State, 11/6/71
3, David Kruse, at Mo. Southern, 10/4/75
3, Jan Stahle, at SE Missouri St., 11/6/76
3, Jan Stahle, at Pittsburg State, 9/17/78
3, Mike Pallardy, at Harding, 9/20/80
3, Danny Gasser, vs. Central Mo., 11/9/85
3, Richard Grote, vs. Western Ill., 10/3/92
3, Wayne Boyer, vs. Truman State, 9/9/95
3, Wayne Boyer, vs. Indiana State, 10/7/95
3, Wayne Boyer, at Southern Ill., 10/14/95
3, Wayne Boyer, vs. Truman St., 9/14/96
3, Wayne Boyer, at UNI, 10/19/96
3, Travis Brawner, vs. McNeese St., 9/13/97
3, Travis Brawner, at Southern Ill., 10/4/97
3, Travis Brawner, vs. Indiana St., 10/11/97
3, Travis Brawner, vs. UNI, 11/1/97
3, Travis Brawner, vs. Texas Southern, 9/18/99
3, Brian Long, vs. Western Illinois, 10/27/01
3, Jon Scifres, at Western Illinois, 12/2/04
3, Jon Scifres, at Southern Illinois, 10/1/05
3, Nathan Stokes, at Indiana St., 10/21/06

- 3, Nathan Stokes, at UT Martin, 9/6/07
3, Austin Witmer, vs. Southern Ill., 10/30/10
3, Austin Witmer, at Kansas State, 9/1/12
3, Marcelo Bonani, vs. Southern Ill., 11/8/14
3, Zach Drake, vs. South Dakota St., 10/21/17
3, Zach Drake, at Southern Ill., 11/4/17

Season

- 25, Wayne Boyer, 1996
21, Travis Brawner, 1997
15, Jon Scifres, 2004
14, Wayne Boyer, 1995
13, Chris Potthast, 1987
12, Richard Grote, 1990
12, Richard Grote, 1992
12, Brian Long, 2001
12, Austin Witmer, 2012
12, Marcelo Bonani, 2014
12, Zach Drake, 2017

Career

- 49, Wayne Boyer, 1993-96
39, Jon Scifres, 2002-05
38, Chris Potthast, 1986-89
38, Travis Brawner, 1997-99
29, Brian Long, 2000-02
28, Austin Witmer, 2010-13
27, Jan Stahle, 1976-78
26, Richard Grote, 1990-92
19, Danny Gasser, 1984-85
19, Zach Drake, 2016-17

Consecutive Games Kicking FG

- 12, Jon Scifres, 2004-05
11, Wayne Boyer, 1996
8, Danny Gasser, 1984-85
8, Zach Drake, 2017
7, Travis Brawner, 1997
6, Wayne Boyer, 1995
6, Brian Long, 2000

Consecutive Field Goals Made

- 18, Jon Scifres, 2004-05
9, Chris Potthast, 1986
9, Wayne Boyer, 1996
8, Zach Drake, 2018
7, Danny Gasser, 1985
6, Jan Stahle, 1977
6, Danny Gasser, 1984-85
6, Nathan Stokes, 2007-08

Longest Field Goal Kicked

- 57, Wayne Boyer, vs. Truman St., 9/14/96
56, David Kruse, vs. Missouri S&T, 11/23/74
55, Wayne Boyer, vs. Jacksonville St., 9/28/96
54, Danny Gasser, vs. Central Mo., 11/9/85
54, Richard Grote, vs. Washburn, 9/29/90
53, Wayne Boyer, vs. Jacksonville St., 9/28/96
53, Matt Hottelman, at Arkansas, 9/5/09
53, Marcelo Bonani, at Central Ark., 9/20/14
52, David Kruse, vs. Lincoln, 11/16/73
52, Wayne Boyer, vs. Missouri S&T, 8/31/96
52, Wayne Boyer, vs. Truman St., 9/14/96
52, Travis Brawner, vs. McNeese St., 9/13/97
52, Nathan Stokes, at Western Ill., 10/13/07
51, Travis Brawner, vs. Indiana St., 10/11/97
50, Jan Stahle, at Harding, 9/23/78
50, Mike Pallardy, vs. Missouri S&T, 10/20/79
50, Chris Potthast, at Western Ill., 9/26/87
50, Wayne Boyer, at Southern Ill., 10/14/95
50, Brian Long, vs. Mo. Southern, 9/9/2000
50, Zach Drake, vs. North Dakota St., 10/8/16

Points Scored, Kicker

Game


- 15, Richard Grote, at Indiana St., 9/15/90
15, Wayne Boyer, at UT-Martin, 9/21/96
15, Nathan Stokes, at UT Martin, 9/6/07
15, Austin Witmer vs. Southern Ill., 10/30/10
14, Jan Stahle, at Pittsburg State, 9/16/78
14, Wayne Boyer, vs. Truman St., 9/14/96
13, Travis Brawner, vs. Tex. Southern, 9/11/99
13, Brian Long, at Western Ill., 10/27/01
12, Jan Stahle, at SE Missouri St., 11/6/76
12, Jan Stahle, vs. Lincoln, 10/7/78
12, Danny Gasser, vs. Central Mo., 11/9/85
12, Richard Grote, vs. Washburn, 9/12/92
12, Wayne Boyer, vs. Truman State, 9/9/95
12, Wayne Boyer, at Southern Ill., 10/14/95
12, Wayne Boyer, at McNeese St., 9/7/96
12, Travis Brawner, at Southern Ill., 10/4/97
12, Brian Long, vs. Mo. Southern, 9/9/2000
12, Brian Long, vs. Illinois State, 11/17/01
12, Jon Scifres, vs. Western Illinois, 10/2/04
12, Zach Drake, vs. South Dakota St., 10/21/17
12, Zach Drake, at Southern Ill., 11/4/17

Season


- 103, Wayne Boyer, 1996
86, Travis Brawner, 1997
83, Richard Grote, 1990
82, Chris Potthast, 1989
79, Jon Scifres, 2004
76, Jan Stahle, 1978




David Kruse
K, 1973-75




Jan Stahle
K, 1976-78




Danny Gasser
K, 1984-85




Chris Potthast
K, 1986-89



Richard Grote
K, 1990-92




Wayne Boyer
K/P, 1993-96



Travis Brawner
K, 1997-99



Jon Scifres
K, 2002-05




Cornelius Perry
RB, 1963-65



Fred Tabron
RB, 1970-73



Gino Travline
RB, 1973-76



Greg Lawson
RB, 1973-74



Points Scored, Kicker (cont'd)

74, Danny Gasser, 1985
73, Travis Brawner, 1999
73, Nathan Stokes, 2007
71, Brian Long, 2001
68, Richard Grote, 1992
66, Wayne Boyer, 1995
66, Travis Brawner, 1998

Career

247, Wayne Boyer, 1993-96
225, Travis Brawner, 1997-99
220, Chris Potthast, 1986-89
201, Jon Scifres, 2002-05
190, Richard Grote, 1990-92
178, Brian Long, 2000-02
170, Jan Stahle, 1976-78
167, Austin Wiltmer, 2010-13

Rushing

Rushing Attempts

Game

43, Cody Pratt, vs. Youngstown St., 11/13/04
41, Michael Cosey, vs. Illinois St., 9/30/95
39, Eddie Linscomb, at Indiana St., 10/12/02
37, Cody Pratt, vs. Sam Houston St., 9/11/04
34, Cody Pratt, vs. Drake, 9/2/04
33, John Gianini, at Northwest Mo., 10/9/76
33, John Gianini, at Harding, 9/20/80
32, Greg Lawson, vs. Lincoln, 11/9/74
32, Gino Travline, vs. Pittsburg St., 9/20/75
32, Rod Witt, at Southern Illinois, 9/7/85
32, Michael Cosey, at UT Martin, 9/21/96
32, Michael Cosey, vs. Southern Ill., 10/5/96
32, Jason Ringena, vs. Western Ill., 10/14/00
32, Jason Ringena, vs. SE Mo. St., 11/11/00

Season

293, Michael Cosey, 1996
266, Cody Pratt, 2004
251, Cody Pratt, 2003
240, Gino Travline, 1975
230, Mark Daniels, 1979
207, DeAndre Smith, 1989
192, Fred Tabron, 1971
189, Jonah White, 1992
188, John Gianini, 1978
185, Johnny Longstreet, 1983
183, Eric Jenkins, 1990
183, DeAndre Smith, 1990

Career

651, John Gianini, 1976-80
613, DeAndre Smith, 1987-90
551, Fred Tabron, 1970-73
517, Cody Pratt, 2003-04
488, Gino Travline, 1973-76
468, Cornelius Perry, 1963-65
456, Johnny Longstreet, 1981-84
455, George Sample, 1959-62
438, Michael Cosey, 1995-96
431, Ardie McCoy, 1965-68
430, Mark Daniels, 1977-80
420, Jason Ringena, 1998-01

Yards Gained Rushing

Game

248, Maurice Daniels, vs. UC Northridge, 11/14/98
240, Mike Cosey, vs. Jacksonville St., 9/28/96
238, Cornelius Perry, vs. Mo. S&T, 10/31/64
232, Keith Williams, at Eastern Ill., 10/19/85
222, Jason Ringena, vs. SE Mo. St., 11/11/00
217, Cody Pratt, vs. Drake, 9/2/04
214, Greg Lawson, vs. Lincoln, 11/9/74
213, Ardie McCoy, vs. NW Missouri, 10/26/68
211, John Gianini, at Harding, 9/20/80
210, John Batten, at Delta State, 10/29/51
208, Michael Cosey, vs. Southern Ill., 10/5/96
203, Mark Daniels, vs. Harding, 9/22/79
201, Vernon Scott, at Murray State, 9/14/13
200, Cornelius Perry, at NW Mo. St., 10/12/63
198, Fred Tabron, vs. Missouri S&T, 10/23/71
196, Greg Lawson, at NW Missouri, 10/26/74
194, Eddie Linscomb, vs. Illinois St., 11/17/01
191, Fred Tabron, at Eastern Ill., 10/30/71
191, John Gianini, at NW Missouri, 10/14/78
191, Chris Douglas, at Murray State, 10/9/10
186, Maurice Daniels, vs. UT Martin, 9/20/97
184, Fred Tabron, vs. Eastern Ill., 10/28/72
183, Keith Williams, vs. Illinois St., 9/14/85

Season

1,453, Michael Cosey, 1996
1,223, Cody Pratt, 2003
1,201, Keith Williams, 1985
1,181, Gino Travline, 1975
1,120, Maurice Daniels, 1998
1,116, Cody Pratt, 2004
1,051, Chris Douglas, 2010
1,039, Mark Daniels, 1979
1,037, Eric Jenkins, 1990
1,002, John Gianini, 1978
984, Eddie Linscomb, 2001

944, Jason Ringena, 1999
918, Maurice Daniels, 1997
914, Greg Lawson, 1974
909, DeAndre Smith, 1989
905, Cornelius Perry, 1964
885, Cornelius Perry, 1963
880, Jonah White, 1992
870, Jason Ringena, 2000
838, Johnny Longstreet, 1984

Career

2,867, John Gianini, 1976-80
2,694, Keith Williams, 1982-85
2,415, Fred Tabron, 1970-73
2,381, Cornelius Perry, 1963-65
2,339, Cody Pratt, 2003-04
2,286, Gino Travline, 1973-76
2,276, DeAndre Smith, 1987-90
2,218, Jason Ringena, 1998-01
2,040, Maurice Daniels, 1996-98
2,019, Michael Cosey, 1995-96
1,989, Johnny Longstreet, 1981-84
1,920, Mark Daniels, 1977-80
1,887, Chris Douglas, 2009-11
1,850, Ardie McCoy, 1965-68
1,806, Calan Crowder, 2014-17
1,788, Jonah White, 1988-92
1,742, Eddie Linscomb, 2001-02
1,739, Tony Gilbert, 1986-89
1,715, George Sample, 1959-62
1,653, Eric Jenkins, 1989-90
1,637, Jason Randall, 2015-18
1,531, Anthony Pegues, 1990-93
1,581, Ryan Heaston, 2012-15
1,522, Rodney McConico, 1987-90

Touchdowns Rushing

Game

5, Gerald Davis, vs. Indiana St., 10/27/07
4, Louis Stark, vs. SW Baptist, 9/24/27
4, Tommy Burns, vs. Emporia St., 10/1/55
4, Cornelius Perry, vs. Mo. S&T, 10/31/64
4, Tom Herman, vs. Missouri S&T, 10/20/73
4, Greg Lawson, vs. Lincoln, 11/9/74
4, Bill Hedgepath, at Lincoln, 11/14/81
4, Derek Jensen, at Illinois State, 11/7/98
4, Zach Dechant, vs. SE Mo. St., 9/21/02
4, Cody Pratt, vs. East Central, 8/28/03
4, Gerald Davis, vs. Missouri S&T, 8/30/07
4, Cody Kirby, at Murray State, 10/9/10

Season

19, Gerald Davis, 2007
18, DeAndre Smith, 1990
17, Mark Daniels, 1979
15, DeAndre Smith, 1989
13, John Gianini, 1978
13, Michael Cosey, 1996
13, Cody Kirby, 2010
12, Greg Lawson, 1974
12, Jason Ringena, 1999
12, Cody Pratt, 2004

Career

40, DeAndre Smith, 1987-90
33, Cody Kirby, 2007-10
30, John Gianini, 1976-80
28, Fred Tabron, 1970-73
25, Mark Daniels, 1977-80
24, Cornelius Perry, 1963-65
24, Jason Ringena, 1998-01
23, Cody Pratt, 2003-04
21, Johnny Longstreet, 1981-84
20, Gino Travline, 1973-76
20, Keith Williams, 1982-86
20, Rodney McConico, 1987-90
20, Gerald Davis, 2004-07

Games, 100 or More Yds. Rushing

Season

9, Michael Cosey, 1996
7, Cody Pratt, 2003
6, Gino Travline, 1975
6, John Gianini, 1978
6, Keith Williams, 1985
5, Cody Pratt, 2004


Career

12, Michael Cosey, 1995-96
12, Cody Pratt, 2003-04
11, John Gianini, 1976-80
10, Fred Tabron, 1970-73
9, Keith Williams, 1982-85
9, Maurice Daniels, 1996-98
8, Gino Travline, 1973-76
8, Johnny Longstreet, 1981-84
8, Jason Ringena, 1998-01
7, Mark Daniels, 1977-80
7, Eddie Linscomb, 2001-02
7, Cody Pratt, 2003


Rushing Average

Season (minimum 50 rush attempts)


9.0, Keith Williams, 1984
8.4, Phillip Collins, 1989




John Gianini
RB, 1976-80




Mark Daniels
RB, 1977-80




John Longstreet
RB, 1981-84




Keith Williams
RB, 1982-85



Tony Gilbert
RB/KR, 1986-89




Anthony Pegues
RB, 1990-93



Michael Cosey
RB, 1995-96




Maurice Daniels
RB, 1996-98




Jason Ringena
RB, 1998-01



Cody Pratt
RB, 2003-04



Frank Miller
QB, 1971-72



Kent Stringer
QB, 1973-75



**Rushing Average (cont'd)**

7.6, Keith Williams, 1985
6.9, Chris Douglas, 2010
6.6, Maurice Daniels, 1998
6.5, Kingjack Washington, 2007
6.5, Calan Crowder, 2017
6.4, Eddie Linscomb, 2001
6.2, Jason Randall, 2017
6.1, Maurice Daniels, 1997

Career

7.3, Keith Williams, 1982-85
6.7, Bob Blakley, 1973-75
6.5, Phillip Collins, 1988-89
6.3, Anthony Pegues, 1990-92
6.3, Maurice Daniels, 1996-98
6.0, Tony Gilbert, 1986-89
5.8, Rodney McConico, 1987-90

Consecutive Games Scoring TD

10, DeAndre Smith, 1990
8, John Gianini, 1978
8, Keith Williams, 1985
8, DeAndre Smith, 1989
7, Mark Daniels, 1979
6, John Gianini, 1976-77
6, Chris Douglas, 10/2/10 to 11/6/10

Longest Rushing Play

99, Phillip Collins, at Western Ill., 9/16/89
97, Fred Tabron, at NW Missouri, 11/14/70
97, Chris Douglas, at Murray State, 10/9/10
95, Cornelius Perry, at NW Missouri, 10/12/63
91, John Gianini, at NW Missouri, 10/14/78
86, Fred Tabron, vs. Eastern Ill., 10/28/72
86, P.J. Ikner, at Arkansas, 9/3/05
86, Chris Douglas, vs. Eastern Ky., 9/3/10
85, Paul Carney, vs. Illinois State, 10/7/89
83, Tom Herman, vs. Missouri S&T, 10/20/73
83, Ryan Heaston, vs. S. Dakota St., 10/19/13

Passing**Passes Attempted****Game**

50, Ashton Glaser, vs. Murray State, 9/15/12
49, Jeremy Hoog, at UNI, 10/19/96
47, Derek Jensen, at UNI, 10/3/98
47, Derek Jensen, at Indiana St., 10/17/98
46, Jeremy Hoog, vs. McNeese St., 9/13/97
46, Austin Moherman, at Youngstown 10/13/01
46, Cody Kirby, vs. South Dakota St., 10/10/09
46, **Peyton Huslig vs. Southern Ill., 10/27/18**
45, Phil Johnson, vs. Illinois St., 10/9/93
44, Derek Jensen, vs. Indiana St., 10/7/95
44, Ashton Glaser, at Kansas State, 9/1/12

Season

378, Derek Jensen, 1998
338, Jeremy Hoog, 1997
326, Jay Rodgers, 1999
322, **Peyton Huslig, 2018**
320, Cody Kirby, 2008
318, Jeremy Hoog, 1996
313, Cody Kirby, 2010
298, Kierra Harris, 2014
296, Austin Moherman, 2000
293, Cody Kirby, 2009
284, A.J. Porter, 2004
277, Peyton Huslig, 2017

Career

1,172, Cody Kirby, 2007-2010
1,042, Jeremy Hoog, 1994-97
673, Kierra Harris, 2011-14
603, Derek Jensen, 1995-98
599, **Peyton Huslig, 2017-18**
592, Mitch Ware, 1976-79
560, Austin Moherman, 2000-01
532, A.J. Porter, 2002-05
493, DeAndre Smith, 1987-90
461, Frank Miller, 1971-72
460, Brodie Lambert, 2013-16
450, Greg Arterburn, 1982-85

Passes Completed**Game**

29, Cody Kirby, vs. South Dakota St., 10/10/09
29, Kierra Harris, at Northern Iowa, 11/17/12
28, Phil Johnson, vs. Illinois State, 10/9/93
28, A. J. Porter, at Western Ill., 11/15/03
28, A.J. Porter, vs. Sam Houston St., 9/11/04
28, Ashton Glaser, vs. Murray State, 9/15/12
27, DeAndre Smith, at Tulsa, 9/8/90
27, Derek Jensen, at UNI, 10/3/98
27, Jay Rodgers, vs. Indiana St., 11/20/99
27, Scott Carroll, at Southern Ill., 10/1/05
27, **Peyton Huslig vs. Southern Ill., 10/27/18**
26, Frank Miller, vs. Lincoln, 11/18/72
26, Jeremy Hoog, at UNI, 10/19/96
26, Derek Jensen, at Illinois St., 11/7/98
26, Brodie Lambert, vs. Indiana State, 10/3/15

Season

208, Derek Jensen, 1998

206, Jay Rodgers, 1999
181, Cody Kirby, 2008
181, Cody Kirby, 2009
179, Cody Kirby, 2010
173, Jeremy Hoog, 1997
165, **Peyton Huslig, 2018**
163, Jeremy Hoog, 1996
159, Kierra Harris, 2014
159, Peyton Huslig, 2017
156, A.J. Porter, 2004
155, Austin Moherman, 2000

Career

690, Cody Kirby, 2007-10
569, Jeremy Hoog, 1994-97
371, Kierra Harris, 2011-14
324, **Peyton Huslig, 2016-18**
322, Mitch Ware, 1976-79
313, Derek Jensen, 1995-98
308, Austin Moherman, 2000-01
300, A.J. Porter, 2002-05
281, DeAndre Smith, 1987-90
251, Brodie Lambert, 2013-16
246, Frank Miller, 1971-72
206, Jay Rodgers, 1999

Best Pass Completion Percentage**Season (minimum 80 pass attempts)**

.700 (56/80), A.J. Porter, 2005
.632 (206/326), Jay Rodgers, 1999
.619 (138/223), Trevor Wooden, 2011
.618 (181/293), Cody Kirby, 2009
.616 (98/159), Jeremy Hoog, 1995
.609 (140/230), DeAndre Smith, 1990
.607 (99/163), Kierra Harris, 2012
.606 (149/246), Cody Kirby, 2007
.600 (117/195), Scott Carroll, 2005
.595 (135/227), Jeremy Hoog, 1994
.593 (64/108), Matt Krapfl, 2006
.585 (79/135), Mitch Ware, 1979
.580 (105/181), DeAndre Smith, 1989
.580 (153/264), Austin Moherman, 2001

Career (minimum 100 pass attempts)

.632 (206/326), Jay Rodgers, 1999
.618 (139/225), Trevor Wooden, 2010-11
.600 (117/195), Scott Carroll, 2005
.589 (690/1172), Cody Kirby, 2007-10
.575 (134/233), Phil Johnson, 1993
.570 (281/493), DeAndre Smith, 1987-90
.564 (300/532), A.J. Porter, 2002-05
.563 (90/160), Ken Whittaker, 1991-93
.559 (176/315), Ashton Glaser, 2012-13
.554 (138/249), Michael White, 2002
.551 (371/673), Kierra Harris, 2011-14
.550 (308/560), Austin Moherman, 2000-01
.546 (569/1042), Jeremy Hoog, 1994-97
.545 (251/460), Brodie Lambert, 2013-16
.545 (61/112), Cleveland Antoine, 1990-92
.544 (322/592), Mitch Ware, 1976-79

Pass Efficiency Rating**Season (minimum 80 pass attempts)**

174.89, A.J. Porter, 2005
172.32, Mitch Ware, 1979
156.01, Tom Leeker, 1985
150.14, Jay Rodgers, 1999
149.66, Trevor Wooden, 2011
140.65, Cleveland Antoine, 1992
140.61, A.J. Porter, 2003
140.51, DeAndre Smith, 1990
140.48, DeAndre Smith, 1989
131.80, Mitch Ware, 1976
128.84, Kierra Harris, 2014

Career (minimum 100 pass attempts)

150.14, Jay Rodgers, 1999
149.41, Trevor Wooden, 2010-11
133.60, Mitch Ware, 1976-79
133.60, A.J. Porter, 2002-05
132.48, DeAndre Smith, 1987-90
127.86, Tom Leeker, 1982-85
125.88, Cleveland Antoine, 1990-92
124.44, Cody Kirby, 2007-10
121.73, Mike Royle, 1977-80
121.72, Michael White, 2002
119.70, Austin Moherman, 2000-01
117.05, Kierra Harris, 2011-14
115.11, Phil Johnson, 1993
114.62, Jeremy Hoog, 1995-98
114.61, **Peyton Huslig, 2017-18**

Consec. Games with a Completion

44, Cody Kirby, 8/30/07 to 11/20/10
41, Mitch Ware, 1976-79
28, Kent Stringer, 1973-75
28, DeAndre Smith, 1988-90
27, Jeremy Hoog, 1995-97

Consecutive Pass Completions

20, Austin Moherman, vs. Indiana St., 10/7/00
14, **Peyton Huslig (8), J.T. Granato (6) vs. Indiana St., 10/28/17**
13, **Peyton Huslig (11), J.T. Granato (2) vs. Lincoln, 9/6/18**

12, Mitch Ware, vs. Harding, 9/22/79
12, Mitch Ware, vs. Northeastern Okla., 9/29/79
10, Kent Stringer, vs. Central Mo., 10/14/74
10, Derek Jensen, Southern Ill., 10/31/98
10, Jay Rodgers, Tenn-Martin, 11/13/99

Yards Gained Passing**Game**

460, A.J. Porter, vs. Illinois St., 11/8/03
405, DeAndre Smith, at Tulsa, 9/8/90
404, **Peyton Huslig, vs. Southern Ill., 10/27/18**
395, Jay Rodgers, at Southern Ill., 10/30/99
375, Jeremy Hoog, vs. Liberty, 10/15/94
358, Jeremy Hoog, at UNI, 10/19/96
353, Peyton Huslig, at Missouri, 9/2/17
351, Jeremy Hoog, at Western Ill., 10/21/95
348, Cody Kirby, vs. Southern Ill., 10/30/10
347, A. J. Porter, at Western Ill., 11/15/03
346, Jay Rodgers, vs. Indiana St., 11/20/99
344, Scott Carroll, at Southern Ill., 10/1/05
342, A.J. Porter, vs. Sam Houston St., 9/11/04
342, Kierra Harris, at Central Ark., 9/20/14
341, Cody Kirby, at Western Illinois, 10/17/09
339, Brodie Lambert, vs. Southern Ill., 10/29/16
337, Ashton Glaser, vs. Murray State, 9/15/12
336, Jeremy Hoog, at Arkansas St., 11/8/97
328, Frank Miller, vs. Lincoln, 11/18/72
326, Austin Moherman, at YSU, 10/13/01
325, Phil Johnson, vs. Illinois St., 10/9/93
324, Derek Jensen, at Illinois St., 11/7/98
321, Jay Rodgers, vs. Illinois St., 9/25/99
313, Mitch Ware, vs. Pittsburg St., 9/15/79
310, Ashton Glaser, at Southern Ill., 11/9/13
302, Mitch Ware, at NW Oklahoma, 10/1/77

Season

2,741, Jay Rodgers, 1999
2,554, Derek Jensen, 1998
2,307, Cody Kirby, 2010
2,196, Jeremy Hoog, 1996
2,120, Cody Kirby, 2009
2,113, **Peyton Huslig, 2018**
2,107, Jeremy Hoog, 1997
2,045, Austin Moherman, 2001
2,014, Cody Kirby, 2008
1,984, Kierra Harris, 2014
1,981, **Peyton Huslig, 2017**
1,970, DeAndre Smith, 1990
1,919, Austin Moherman, 2000
1,853, Trevor Wooden, 2011
1,830, A.J. Porter, 2004

Career

8,183, Cody Kirby, 2007-10
6,959, Jeremy Hoog, 1994-97
4,882, Mitch Ware, 1976-79
4,284, Kierra Harris, 2011-14
4,094, **Peyton Huslig, 2017-18**
4,080, DeAndre Smith, 1987-90
3,964, Austin Moherman, 2000-01
3,927, A.J. Porter, 2002-05
3,891, Derek Jensen, 1995-98
3,138, Kent Stringer, 1973-75
2,908, Greg Arterburn, 1982-85
2,741, Jay Rodgers, 1999
2,725, Frank Miller, 1971-72
2,472, Brodie Lambert, 2013-16
2,061, Tom Leeker, 1982-85
2,012, Mike Royle, 1977-80

Touchdown Passes Thrown**Game**

5, Jay Rodgers, at Southern Ill., 10/30/99
5, A.J. Porter, vs. Illinois St., 11/8/03
5, A.J. Porter, at Western Ill., 11/15/03
5, Brodie Lambert, vs. Western Ill., 10/15/16
4, Dwight Bumpus, at Pittsburg St., 10/4/40
4, Ralph Harrison, at NW Missouri, 10/14/50
4, Mitch Ware, at Truman St., 11/10/79
4, Phil Johnson, vs. Illinois St., 10/9/93
4, Derek Jensen, vs. Cal Northridge, 11/14/98
4, Jay Rodgers, vs. UT Martin, 11/13/99
4, Cody Kirby, vs. Illinois St., 10/6/07
4, Trevor Wooden, at Youngstown State, 11/19/11
4, Brodie Lambert, vs. Southern Ill., 10/29/16
4, **Peyton Huslig, vs. Southern Ill., 10/27/18**

Season

24, Jay Rodgers, 1999
19, Kierra Harris, 2014
18, Brodie Lambert, 2016
17, Trevor Wooden, 2011
16, Derek Jensen, 1998
15, Cody Kirby, 2008
13, A.J. Porter, 2003
13, A.J. Porter, 2004
13, **Peyton Huslig, 2018**
12, Mitch Ware, 1979
12, Mike Royle, 1980
12, Jeremy Hoog, 1996
12, Michael White, 2002

Career

47, Cody Kirby, 2007-10
36, Mitch Ware, 1976-79

36, Jeremy Hoog, 1994-97
33, A.J. Porter, 2002-05
33, Kierra Harris, 2011-14
24, Greg Arterburn, 1982-85
24, Jay Rodgers, 1999
22, **Peyton Huslig, 2017-18**
21, Derek Jensen, 1995-98
21, Brodie Lambert, 2013-16
20, Kent Stringer, 1973-75
18, Dan Young, 1963-65
18, DeAndre Smith, 1987-90
18, Austin Moherman, 2000-01

Consecutive Games with TD Pass

10, Jay Rodgers, 9/11/99 to 11/20/99
9, Cody Kirby, 11/10/07 to 11/1/08
8, Cody Kirby, 9/19/09 to 11/7/09
7, Kent Stringer, 10/12/74 to 9/13/75
6, Greg Arterburn, 9/1/84 to 10/6/84
6, Scott Carroll, 9/3/05 to 10/15/05
6, Cody Kirby, 11/7/09 to 10/2/10
6, Trevor Wooden, 10/8/11 to 11/19/11

200-Yard Passing Games**Season**

8, Jay Rodgers, 1999
7, Derek Jensen, 1998
6, Jeremy Hoog, 1997
5, Jeremy Hoog, 1996
5, Austin Moherman, 2000
5, Cody Kirby, 2008
5, Cody Kirby, 2009
5, **Peyton Huslig, 2018**
18, Jeremy Hoog, 1994-97
17, Cody Kirby, 2007-10
9, Derek Jensen, 1995-98
9, Austin Moherman, 2000-01
8, Jay Rodgers, 1999
8, **Peyton Huslig, 2018**

Interceptions Thrown**Season**


16, Bobby George, 1970
16, Cody Kirby, 2009
16, **Peyton Huslig, 2018**
15, Bobby George, 1969
14, Frank Miller, 1972
14, Greg Arterburn, 1982
14, Brodie Lambert, 2016
13, Jeremy Hoog, 1994
13, Jay Rodgers, 1999

Career


39, Jeremy Hoog, 1994-97
37, Cody Kirby, 2007-10
32, Bobby George, 1969-71
30, Mitch Ware, 1976-79
29, Kent Stringer, 1973-75
27, Frank Miller, 1971-72
27, **Peyton Huslig, 2017-18**
26, Greg Arterburn, 1982-85
26, Kierra Harris, 2011-14

Longest Pass Completion

98, Derek Jensen to Jason Cannon, at Eastern Illinois, 9/23/95
92, DeAndre Smith to Rodney McConico, at Stephen F. Austin, 12/2/89
91, Trevor Wooden to Jermaine Saffold, vs. Illinois State, 10/8/11
91, Brodie Lambert to Zac Hoover, at South Dakota St., 11/5/16
90, Scott Carroll to Michael Sparks, vs. Quincy, 9/10/05
89, **Peyton Huslig to Malik Earl at Missouri, 9/2/17**
86, Sam Carter TO Pete Bybel, vs. Truman St., 10/19/57
83, Mike Royle to Kelvin Dixon, at SE Missouri St., 10/4/80
83, A.J. Porter to Steven Rush, vs. Western Kentucky, 11/6/04
82, Kent Stringer to Greg Lawson, at Southeast Missouri St., 10/19/74
82, Jeremy Hoog to Jason Cannon, at Western Illinois, 10/14/95
82, Trevor Wooden to Jermaine Saffold, vs. Illinois State, 10/8/11
81, Derek Jensen to Michael Cosey, at Indiana St., 11/16/96
80, Mitch Ware to Ken Repp, at Truman St., 11/10/79
80, Paul Carney to Anthony Pegues, at Arkansas St., 10/26/91
80, Kyle Geller to Phil Perkins, vs. Truman St., 9/9/95
80, A. J. Porter to Steven Rush, vs. Illinois St., 11/8/03




Mike Royle
QB, 1977-80



Mitch Ware
QB, 1978-80



Kierra Harris
QB, 2011-14




DeAndre Smith
QB, 1987-90



Jeremy Hoog
QB, 1994-97



Derek Jensen
QB, 1995-98



Jay Rodgers
QB, 1999




Austin Moherman
QB, 2000-01




A.J. Porter
QB, 2002-05



Cody Kirby
QB, 2007-10



Bill Douglass
E, 1963-66



Tom Hamilton
SE, 1974-77



Receiving

Pass Receptions

Game

14, Malik Earl, at Western Ill., 10/14/17
13, Jeff Hewitt, at Indiana St., 10/7/00
11, Jason Cannon, at Western Ill., 10/21/95
11, Clay Harbor, at Southern Illinois, 11/14/09
11, Malik Earl, at Indiana St., 10/1/16
10, Tom McIntyre, vs. SE Missouri, 10/9/71
10, Glen Wiese, vs. Lincoln, 11/18/72
10, Dee Debro, vs. UNI, 10/28/95
10, Mark Marcos, at Youngstown St., 10/13/01
10, Steven Rush, vs. Sam Houston, 9/11/04
10, Steven Rush, vs. Southern Ill., 10/23/04
10, Steven Rush, vs. Western Ky., 11/6/04
10, Tamarus McElvane, vs. Central Ark., 9/22/07
10, Julian Burton, at Central Ark., 9/20/14
9, Tom Hamilton, vs. Missouri S&T, 10/22/77
9, Lynn May, at Southeast Mo., 10/2/82
9, Dee Debro, vs. Illinois St., 10/9/93
9, Anthony Pegues, vs. Samford, 11/13/93
9, Michael Cooley, at Indiana St., 11/16/96
9, Chance Thurman, vs. McNeese, 9/13/97
9, Michael Sparks, vs. UNI, 10/8/05
9, Mark Marcos, vs. Southern Ill., 10/26/02
9, Jermaine Saffold, vs. Youngstown, 10/2/10
9, Jermaine Saffold, vs. Southern Ill., 10/30/10
9, Dorian Buford, vs. Murray State, 9/15/12
9, Dorian Buford, vs. Southern Illinois, 9/22/12
9, Dorian Buford, at UNI, 11/17/12

Season

62, Michael Sparks, 2005
59, Mark Marcos, 2001
59, Clay Harbor, 2009
59, Dorian Buford, 2012
57, Jeff Hewitt, 2000
56, Steve Rush, 2004
56, Malik Earl, 2017
54, Julian Burton, 2014
53, Jason Cannon, 1995
53, Jermaine Saffold, 2010
52, Julian Burton, 2013
51, Chance Thurman, 1999
46, Michael Cooley, 1996
45, Lynn May, 1982
45, Clay Harbor, 2007
45, Jermaine Saffold, 2011

Career

150, Clay Harbor, 2006-09
147, Malik Earl, 2014-17
146, Julian Burton, 2010-14
139, Jermaine Saffold, 2009-11
137, Chance Thurman, 1996-99
136, Jason Cannon, 1995-97
117, Cadarius Dotson, 2009-12
116, Jeff Hewitt, 1998-00
113, Anthony Pegues, 1990-93
112, Tom Hamilton, 1974-77
102, Dorian Buford, 2011-13
101, Steve Newbold, 1977-80
100, Mark Marcos, 2001-02
99, Sean Adams, 1998-01
93, Brad St. Louis, 1996-99
91, Steven Rush, 2003-04

Receiving Yards

Game

249, Steven Rush, vs. Illinois St., 11/8/03
223, Jason Cannon, at Western Ill., 10/21/95
215, Steve Newbold, vs. Pittsburg St., 9/15/79
207, Jermaine Saffold, vs. Illinois State, 10/8/11
206, Pete Bybel, vs. Truman St., 10/19/57
205, Jeff Hewitt, at Indiana St., 10/7/00
197, Mark Marcos, vs. Illinois St., 11/17/01
194, Julian Burton, at Central Ark., 9/20/14
183, Phil Perkins, vs. Truman State, 9/9/95
176, Jermaine Saffold vs. Southern Ill., 10/30/10
175, Tom Hamilton, vs. Missouri S&T, 10/22/77
175, Mark Marcos, vs. Southern Ill., 10/26/02
173, Lorenzo Thomas vs. Southern Ill., 10/27/18
171, Lynn May, at SE Missouri, 10/2/82
171, Clay Harbor, at Western Illinois, 10/17/09
169, Michael Cooley, at Indiana St., 11/16/96
163, Malik Earl, at Missouri, 9/2/17
161, Malik Earl, at Indiana St., 10/1/16
154, Steve Newbold, at SE Mo., 10/4/80
153, Kaya Farris, at Western Ill., 11/15/03
152, Anthony Pegues, Arkansas St., 10/26/91
152, Mark Marcos, at Western Ill., 10/27/01
152, Steven Rush, vs. Sam Houston, 9/11/04

Season

913, Jermaine Saffold, 2011
905, Mark Marcos, 2001
869, Jermaine Saffold, 2010
842, Jason Cannon, 1995
820, Jeff Hewitt, 2000
809, Lynn May, 1982
774, Malik Earl, 2017
773, Steve Newbold, 1979

741, Steven Rush, 2004
729, Clay Harbor, 2009
727, Julian Burton, 2014
720, Steven Rush, 2003
686, Julian Burton, 2013
678, Tom Hamilton, 1977
663, Michael Sparks, 2005

Career

2,221, Jermaine Saffold, 2009-11
1,990, Steve Newbold, 1977-80
1,971, Chance Thurman, 1996-99
1,962, Malik Earl, 2014-17
1,942, Julian Burton, 2010-14
1,913, Jason Cannon, 1995-97
1,906, Clay Harbor, 2006-present
1,803, Tom Hamilton, 1974-77
1,730, Jeff Hewitt, 1998-00
1,486, Mark Marcos, 2001-02
1,461, Steven Rush, 2003-04
1,445, Anthony Pegues, 1990-93
1,404, Sean Adams, 1998-01
1,327, Cadarius Dotson, 2009-12
1,255, Kaya Farris, 2002-05
1,244, Dorian Buford, 2011-13
1,076, Jeremy Nicholson, 2004-07
1,074, Brad St. Louis, 1996-99
1,024, Phil Perkins, 1992-95
1,020, Ray Ratcliff, 1985-88

Touchdown Passes Caught

Game

4, Steven Rush, vs. Illinois St., 11/8/03
4, Kaya Farris, at Western Illinois, 11/15/03
3, Jim Julian, at NW Missouri St., 10/14/50
3, Pete Bybel, at Truman St., 10/19/57
3, Jeff Hewitt, at Illinois St., 11/7/98
3, Jason Randall, vs. Indiana St., 10/28/17

Season

8, Jeff Hewitt, 1998
8, Steven Rush, 2004
8, Jermaine Saffold, 2011
7, Keith Williams, 1985
7, Jason Cannon, 1997
7, Steven Rush, 2003
7, Kaya Farris, 2003
7, Gannon Sinclair, 2014
6, Steve Chatman, 1970
6, Steve Newbold, 1979
6, Steve Newbold, 1980
6, Chuck Calhoun, 1993
6, Sean Adams, 1999
6, Chris Geisz, 2008
6, Zac Hoover, 2016

Career

18, Steve Newbold, 1977-80
18, Jeff Hewitt, 1998-00
17, Jason Cannon, 1995-97
17, Jermaine Saffold, 2009-11
15, Steven Rush, 2003-04
12, Keith Williams, 1982-85
11, Bill Douglass, 1963-66
11, Julian Burton, 2010-14
10, Kaya Farris, 2002-05
10, Clay Harbor, 2006-09
10, Gannon Sinclair, 2013-14
9, Chance Thurman, 1996-99
9, Sean Adams, 1998-01
9, Zac Hoover, 2013-16
9, Malik Earl, 2014-17

Consecutive Games with Reception

33, Jason Cannon, 1995-97
33, Clay Harbor, 8/30/07 to 11/14/09
32, Julian Burton, 9/1/12 to 11/22/14
31, Jermaine Saffold, 9/19/09 to 11/19/11
22, Steve Newbold, 1978-80
22, Eric Davis, 2007-08
21, Cadarius Dotson, 5/9/09 to 11/13/10


Yards Per Reception

Season


24.3, Keith Williams, 1985
22.2, Travis Ezard, 1990
22.1, Steve Newbold, 1979
21.4, Bob Grana, 1974
21.3, Ray Ratcliff, 1988
20.6, Montoi Dixon, 1996
20.5, Steve Rush, 2003
20.4, Steve Newbold, 1980
20.3, Jermaine Saffold, 2011

Career

19.70, Steve Newbold, 1977-80
18.21, Ray Ratcliff, 1985-88
16.09, Tom Hamilton, 1974-77
16.05, Steven Rush, 2003-04
15.98, Jermaine Saffold, 2009-11
15.38, Zac Hoover, 2013-16
14.91, Jeff Hewitt, 1998-2000
14.86, Mark Marcos, 2001-02
14.45, Kaya Farris, 2002-05
14.45, Tyler Currie, 2017-18
14.39, Chance Thurman, 1996-99




Steve Newbold
SE, 1978-80




Lynn May
WR/KR, 1979-82




Jermaine Saffold
WR, 2009-11




Ray Ratcliff
SE, 1985-88




Chuck Calhoun
WR/KR, 1990-93



Jason Cannon
WR, 1995-97



Brad St. Louis
TE, 1996-99



Chance Thurman
WR, 1996-99



Jeff Hewitt
WR, 1998-00



Julian Burton
WR, 2010-14



Steven Rush
WR, 2003-04



Clay Harbor
TE, 2006-09



Cadarius Dotson
WR, 2009-12



Tyler Currie
WR, 2017-



100-Yard Receiving Games

Season

- 4, Jeff Hewitt, 2000
- 4, Mark Marcos, 2001
- 4, Clay Harbor, 2009
- 4, Jermaine Saffold, 2010
- 4, Jermaine Saffold, 2011

Career

- 9, Jermaine Saffold, 2009-11
- 6, Chance Thurman, 1996-99
- 6, Jeff Hewitt, 1998-01
- 6, Clay Harbor, 2006-09
- 5, Steve Newbold, 1978-80
- 5, Jason Cannon, 1995-97
- 5, Mark Marcos, 2001-02
- 5, Malik Earl, 2014-17

All-Purpose Yards

Yards Gained

Game

- 410, Steven Rush, vs. Illinois State, 11/8/03
- 329, Keith Williams, vs. Illinois St., 9/14/85
- 317, Keith Williams, at Nicholls St., 11/16/85
- 301, Tony Gilbert, vs. Alcorn St., 10/28/89
- 295, Michael Cosey, at Indiana St., 11/16/96
- 281, Keith Williams, at Truman St., 10/5/85
- 281, Deion Holliman, vs. Southern Ill., 10/10/15
- 279, Cornelius Perry, vs. Mo. S&T, 10/31/64
- 274, Steven Rush, vs. Sam Houston, 9/11/04
- 263, Michael Cosey, vs. Jacksonville St., 9/28/96

Season

- 2,008, Michael Cosey, 1996
- 1,943, Keith Williams, 1985
- 1,730, Tony Gilbert, 1989
- 1,488, Gino Travline, 1975
- 1,471, Cornelius Perry, 1964
- 1,404, Steven Rush, 2003
- 1,403, Steven Rush, 2004
- 1,352, Kingjack Washington, 2007
- 1,334, Eddie Linscomb, 2001
- 1,328, Deion Holliman, 2015

Career

- 4,927, Tony Gilbert, 1986-89
- 4,176, Keith Williams, 1982-85
- 3,824, Julian Burton, 2010-14
- 3,802, Deion Holliman, 2014-17
- 3,799, Anthony Pegues, 1990-93
- 3,784, Cornelius Perry, 1963-65
- 3,268, John Gianini, 1976-80
- 3,176, Gino Travline, 1973-76
- 2,894, Jason Ringena, 1998-01
- 2,891, Jermaine Saffold, 2009-11

Punting

Punts

Game

- 13, Chris Hurst, vs. McNeese St., 9/2/95
- 12, Eddie Pena, at McNeese St., 9/16/00
- 12, Chris Sullens, vs. Northern Iowa, 11/14/15
- 11, Warren Baker, vs. Truman St., 11/7/70
- 11, Jim Klein, vs. Central Mo., 10/11/80
- 11, Jon Frangoulis, at La. Tech, 11/14/87
- 11, Eddie Pena, at Illinois St., 11/18/00
- 10, Warren Baker, at East Texas, 9/28/68
- 10, Warren Baker, vs. Central Okla., 9/10/70
- 10, Tom Tucker, at Illinois State, 9/30/72
- 10, Bruce Lilienkamp, vs. Pittsburg St., 9/17/77
- 10, Bruce Lilienkamp, vs. SE Missouri, 11/5/77
- 10, Bruce Lilienkamp, at Harding, 9/23/78
- 10, Mike Atzen, at Jackson St., 10/11/86
- 10, Wayne Boyer, at Oklahoma St., 8/31/96
- 10, Travis Brawner, at Youngstown, 11/15/97
- 10, Chris Sullens, vs. Central Arkansas, 9/21/13
- 10, Chris Sullens, at Memphis, 9/5/15
- 10, Chris Sullens, at Arkansas State, 9/19/15
- 10, **Brendan Withrow at Oklahoma St., 8/30/18**

Season

- 96, Chris Sullens, 2015
- 81, Chris Sullens, 2014
- 73, Travis Brawner, 1997
- 73, Eddie Pena, 2000
- 70, Warren Baker, 1969
- 69, Chris Sullens, 2013
- 68, Chris Hurst, 1995
- 67, Jordan Chiles, 2011
- 66, Three tied

Career

- 312, Chris Sullens, 2012-15
- 239, Warren Baker, 1968-71
- 229, Jordan Chiles, 2008-11
- 204, Mike Atzen, 1983-86
- 190, Pat Hogan, 1963-66
- 175, Jim Klein, 1978-81
- 170, Travis Brawner, 1997-99
- 168, Bob Smith, 1972-75
- 167, Bruce Lilienkamp, 1976-79
- 156, Brett VonWiller, 1988-91

Yards Punting

Game

- 543, Chris Sullens, vs. Northern Iowa, 11/14/15
- 533, Chris Hurst, vs. McNeese St., 9/2/95
- 479, Eddie Pena, at McNeese St., 9/16/00
- 457, Wayne Boyer, at Okla. St., 8/31/96
- 449, Jon Frangoulis, at La. Tech, 11/14/87
- 446, **Brendan Withrow, at Oklahoma St., 8/30/18**
- 435, Warren Baker, vs. Truman St., 11/7/70
- 407, Bruce Lilienkamp, vs. SE Mo., 11/5/77
- 407, Eddie Pena, at Illinois St., 11/18/00
- 402, Warren Baker, at Missouri S&T, 11/15/69

Season

- 3,744, Chris Sullens, 2015
- 3,309, Chris Sullens, 2014
- 2,918, Travis Brawner, 1997
- 2,796, Chris Hurst, 1995
- 2,794, Eddie Pena, 2000
- 2,724, Wayne Boyer, 1996
- 2,720, Jordan Chiles, 2011
- 2,708, Chris Sullens, 2012
- 2,662, Mike Atzen, 1986
- 2,645, Chris Hurst, 1994
- 2,644, Chris Sullens, 2013

Career

- 12,405, Chris Sullens, 2012-15
- 8,986, Jordan Chiles, 2008-11
- 8,891, Warren Baker, 1968-71
- 7,950, Pat Hogan, 1963-66
- 7,669, Mike Atzen, 1983-86
- 6,742, Travis Brawner, 1997-99
- 6,409, Jim Klein, 1978-81
- 6,317, Bob Smith, 1972-75
- 6,276, Bruce Lilienkamp, 1976-78
- 5,768, Brett VonWiller, 1988-91

Highest Punting Average

Game (minimum 5 punts)

- 50.2, Chris Sullens, vs. Northern Iowa, 11/16/13
- 48.4, Chris Hurst, at Southern Ill., 10/14/95
- 47.8, Chris Hurst, vs. Jacksonville St., 11/18/95
- 47.2, Jon Scifres, vs. Western Ky., 11/6/04
- 47.2, Chris Sullens, at Kansas State, 9/1/12
- 46.8, **Brendan Withrow, vs. Western Ill., 10/20/18**
- 46.4, Travis Brawner, vs. UNI, 11/1/97
- 46.4, Eddie Pena, at Kansas, 9/1/01
- 46.3, Travis Brawner, at Southern Ill., 10/4/97
- 46.1, Nathan Stokes, at Cent. Ark., 9/16/06

Season

- 45.7, Pat Hogan, 1965
- 42.8, Nathan Stokes, 2006
- 41.9, Wayne Boyer, 1996
- 41.7, Nathan Stokes, 2007
- 41.3, Chris Hurst, 1994
- 41.1, Chris Hurst, 1995
- 41.1, Travis Brawner, 1999
- 41.0, Chris Sullens, 2012
- 41.0, **Brendan Withrow, 2017**
- 41.0, **Brendan Withrow, 2018**
- 40.9, Chris Sullens, 2014

Career

- 42.3, Nathan Stokes, 2004-07
- 41.8, Pat Hogan, 1963-66
- 41.2, Chris Hurst, 1994-95
- 40.9, **Brendan Withrow, 2016-18**
- 39.7, Travis Brawner, 1997-99
- 39.8, Chris Sullens, 2012-15
- 39.2, Eddie Pena, 2000-01
- 39.2, Jordan Chiles, 2008-11
- 37.6, Bob Smith, 1972-75
- 37.6, Bruce Lilienkamp, 1976-78
- 37.6, Mike Atzen, 1983-86
- 37.6, Jon Scifres, 2002-05

Longest Punt

- 79, Pat Hogan, at Southern Ill., 11/20/65
- 75, Nathan Stokes, at Southern Ill., 10/20/07
- 75, Jordan Chiles, at Southern Ill., 11/14/09
- 74, Mike Atzen, vs. Southern Ill., 11/1/86
- 74, Chris Sullens, vs. South Dakota, 10/18/14
- 74, Chris Sullens, vs. Southern Ill., 11/8/14
- 73, Eddie Pena, at Arkansas, 9/2/00
- 73, Nathan Stokes, vs. SE Mo. St., 11/10/07
- 72, Bob Smith, at Pittsburg St., 9/21/72
- 72, Jordan Chiles, vs. UNI, 9/26/09
- 72, Jordan Chiles, at Arkansas, 9/3/11
- 70, Mike Atzen, vs. Western Ill., 9/20/86
- 70, Nathan Stokes, vs. Indiana St., 10/27/07
- 70, Chris Sullens, at Indiana St., 10/6/12
- 70, **Brendan Withrow, at Missouri, 9/2/17**

Kick & Punt Returns

Kickoff Returns

Game

- 9, Deion Holliman at Southern Illinois, 10/10/15

Season

- 49, Deion Holliman, 2015
- 37, Deion Holliman, 2016
- 35, Tony Gilbert, 1989
- 28, Tony Gilbert, 1986

- 27, Kingjack Washington, 2007
- 26, Tony Gilbert, 1988
- 24, Anthony Sullivan, 2002
- 24, Brandon Oliver, 2008
- 23, Tony Gilbert, 1987
- 23, Eric Davis, 2007
- 23, Jason Cannon, 1997

Career

- 112, Tony Gilbert, 1986-89
- 110, Deion Holliman, 2014-17
- 66, Julian Burton, 2010-14
- 40, Eric Davis, 2006-07
- 39, Lynn May, 1979-82
- 38, Rod Edwards, 1990-91
- 34, Michael Sparks, 2003-05
- 33, Gino Travline, 1973-76
- 32, Jermaine Saffold, 2009-11

Yards Gained on Kickoff Returns

Game

- 238, Deion Holliman, at Southern Ill., 10/10/15

Season

- 1,049, Deion Holliman, 2015
- 869, Deion Holliman, 2016
- 779, Tony Gilbert, 1989
- 618, Steven Rush, 2003
- 616, Tony Gilbert, 1986
- 603, Kingjack Washington, 2007
- 563, Anthony Sullivan, 2002
- 533, Tony Gilbert, 1988
- 528, Brandon Oliver, 2008
- 524, Lynn May, 1981

Career

- 2,446, Tony Gilbert, 1986-89
- 2,445, Deion Holliman, 2014-17
- 1,378, Julian Burton, 2010-14
- 1,120, Steven Rush, 2003-04
- 905, Lynn May, 1979-82
- 884, Eric Davis, 2006-07
- 737, Gino Travline, 1973-76
- 726, Michael Sparks, 2003-05
- 703, Rod Edwards, 1990-91

Longest Kickoff Return

- 103, Cornelius Perry, vs. SE Mo. St., 10/16/65
- 100, Steven Rush, at Western Ill., 11/15/03
- 100, Steven Rush, at Illinois St., 10/9/04
- 100, Deion Holliman, at South Dakota, 10/24/15
- 99, Cornelius Perry, at SE Mo. St., 10/17/64
- 96, Cornelius Perry, vs. Cent. Mo., 10/26/63
- 95, Brandon Oliver, at SE Mo. St., 9/20/08
- 94, Eddie Willard, at Emporia St., 9/21/63
- 94, Cornelius Perry, vs. Henderson, 10/3/64
- 94, Gino Travline, at NW Missouri, 10/26/74

Punt Returns

Game

- 8, Tacoma Fontaine, vs. Texas Southern, 9/1/99
- 8, Michael Sparks, vs. Indiana St., 11/1/03
- 7, Robbie Fresquez, at Eastern Ill., 9/23/95
- 7, Robbie Fresquez, vs. Jax. St., 11/18/95
- 7, Tacoma Fontaine, at Northern Iowa, 10/3/98

Season

- 48, Robbie Fresquez, 1995
- 41, Chuck Calhoun, 1990
- 39, Michael Sparks, 2003
- 33, Chuck Calhoun, 1991
- 32, Craig Phillips, 1987
- 31, Chuck Calhoun, 1993
- 30, Robbie Fresquez, 1994
- 28, Tacoma Fontaine, 1998
- 27, David Stubblefield, 1996

Career

- 125, Chuck Calhoun, 1990-93
- 80, Craig Phillips, 1986-89
- 78, Robbie Fresquez, 1994-95
- 65, Julian Burton, 2010-14
- 59, Michael Sparks, 2003-05
- 53, Jon Castelman, 1978-81
- 46, Mike Armentrout, 1981-84
- 46, Tacoma Fontaine, 1998-99
- 39, C.J. Steele, 1997-98
- 35, Deion Holliman, 2014-17

Yards Gained on Punt Returns

Game

- 126, Michael Sparks, vs. Indiana St., 11/1/03
- 123, Robbie Fresquez, vs. Jax. St., 11/18/95
- 112, Chuck Calhoun, vs. Austin Peay, 9/22/90
- 99, Jeff Hewitt, vs. Henderson St., 9/18/99

Season

- 477, Michael Sparks, 2003
- 431, Robbie Fresquez, 1995
- 345, Chuck Calhoun, 1990
- 313, Chuck Calhoun, 1993
- 277, Robbie Fresquez, 1994
- 259, David Stubblefield, 1996
- 246, Eric Davis, 2006
- 235, Tacoma Fontaine, 1998
- 222, Chuck Calhoun, 1991
- 218, Craig Phillips, 1987

Career

- 978, Chuck Calhoun, 1990-93
- 708, Robbie Fresquez, 1994-95
- 691, Michael Sparks, 2003-05
- 585, Craig Phillips, 1986-89
- 474, Julian Burton, 2010-14
- 463, Deion Holliman, 2014-17
- 376, Tacoma Fontaine, 1998-99
- 311, Bill Beckett, 1975-78
- 308, Mike Armentrout, 1981-84
- 304, Eric Davis, 2006-07

Longest Punt Return

- 88, Eric Davis, at Central Ark., 9/16/06
- 71, Chuck Calhoun, at Western Ill., 10/12/91
- 70, Michael Sparks, vs. Indiana St., 11/1/03
- 67, Chuck Calhoun, vs. Austin Peay, 9/22/90
- 66, Jeff Hewitt, vs. Henderson St., 9/18/99
- 64, Onjai Bryant, vs. UT Martin, 11/13/99
- 63, Deion Holliman, vs. S. Dakota St., 10/21/17
- 61, Bill Donegan, vs. NW Missouri, 11/10/73
- 59, Steven Rush, vs. Union, 9/18/04
- 58, Deion Holliman, vs. Indiana State, 10/3/15

Total Return Touchdowns

Season

- 2, Cornelius Perry, 1964
- 2, Cornelius Perry, 1965
- 2, Ken Braden, 1987
- 2, Tony Gilbert, 1987
- 2, Jason Sykes, 1997
- 2, Isaac Harvin, 1998
- 2, Darryl Robinson, 2002
- 2, Steven Rush, 2003
- 2, Eric Davis, 2006
- 2, Deion Holliman, 2015
- 2, Deion Holliman, 2016

Career

- 5, Cornelius Perry, 1963-65
- 5, Deion Holliman, 2014-17
- 4, Ken Braden, 1984-87

Defensive Stats

Interceptions

Game

- 4, Chris Waters, at Truman St., 11/10/79
- 4, Dennis Scott, vs. Missouri S&T, 10/31/64
- 4, Larry Goddard, vs. Pittsburg St., 10/9/65
- 3, Randy Wheeler, vs. Mo. S&T, 10/15/66
- 3, Adrien Smith, vs. Indiana St., 10/19/91

Season

- 10, Mike Armentrout, 1983
- 9, Larry Goddard, 1965
- 8, Malcolm Hukriede, 1971
- 7, Adrien Smith, 1991
- 7, Adrien Smith, 1992
- 7, Darren Barnett, 2004
- 6, Malcolm Hukriede, 1970
- 6, Steve Jennings, 1970
- 6, Adrien Smith, 1993
- 6, Willie Parks, 1995

Career

- 24, Adrien Smith, 1990-93
- 18, Mike Armentrout, 1981-84
- 15, Bill Beckett, 1975-78
- 14, Malcolm Hukriede, 1970-71
- 14, Jon Castelman, 1978-81
- 13, Tim Ries, 1975-78
- 13, Craig Phillips, 1986-89
- 12, Chris Waters, 1977-80
- 11, Mark Matheson, 1972-75
- 11, Willie Parks, 1992-95

Yards on Interception Returns

Season

- 216, Caleb Schaffitzel, 2012
- 134, Bill Beckett, 1978
- 120, Mike Murphy, 1978
- 119, Marcus Shipp, 1989
- 114, John Thomas, 1986
- 110, Darryl Robinson, 2002
- 102, Malcolm Hukriede, 1971
- 101, Malcolm Hukriede, 1970
- 100, Ken Braden, 1987

Career


- 259, Caleb Schaffitzel, 2011-14
- 230, Adrien Smith, 1990-93
- 213, Bill Beckett, 1975-78
- 212, Ken Braden, 1984-87
- 203, Malcolm Hukriede, 1970-71
- 197, Jimmie Strong, 2008-11
- 160, Chris Waters, 1977-80
- 147, Mike Murphy, 1975-78
- 138, Jon Castelman, 1978-81
- 138, Cedric Alvis, 2006-09

Longest Interception Return


- 100, Caleb Schaffitzel, vs. N. Dakota St., 11/3/12
- 91, Jimmie Strong, at Western Illinois, 10/22/11
- 90, Jack Steiger, at Missouri S&T, 11/2/63
- 79, Mike Murphy, at Missouri S&T, 10/21/78



Mike Atzen
P, 1983-86



Chris Hurst
P, 1994-95




Eddie Pena
P, 2000-01




Bill Beckett
S/KR, 1975-78




Tim Ries
S, 1975-78




Mike Armentrout
S, 1981-84




Craig Phillips
CB/KR, 1986-89




Adrion Smith
CB, 1990-93




Willie Parks
CB, 1992-95



Robbie Fresquez
CB/KR, 1994-95



Morgan Trokey
DE, 1976-78



Dennis Heim
DT, 1974-77



Dylan Cole
LB, 2013-16



Deion Holliman
WR/RS, 2014-17

Longest Interception Return (cont'd)

- 77, Marcus Shipp, vs. Northern Iowa, 9/30/89
73, Sybrian Berry, vs. Indiana State, 11/21/13
67, Darryl Robinson, vs. Youngstown, 9/28/02
66, Terry Sutherlin, at Central Mo., 10/11/75
65, Jerry Drummond, vs. Harding, 9/24/77
65, Dempster Jackson, at Truman St., 10/5/85
65, Ken Braden, at Jackson St., 10/11/86
65, John Thomas, at Central Mo., 11/8/86

Passes Broken Up

Game

- 7, Adrion Smith, at Western Ill., 11/6/93

Season

- 15, Adrion Smith, 1993
13, Karl Anthony, 1989
13, Willie Parks, 1995
13, Howard Scarborough, 2013
12, Tim Ries, 1977
12, Darrin Newbold, 1981

Career

- 37, Adrion Smith, 1990-93
34, Willie Parks, 1992-95
30, Craig Phillips, 1986-89
30, Howard Scarborough, 2010-13
28, Tim Ries, 1975-78
27, Caleb Schaffitzel, 2011-14
25, Darrin Newbold, 1980-82
25, Marcus Colbert, 2004-07

Total Tackles

Season

- 226, Dennis O'Hagan, 1980
186, John Harvey, 1979
183, Matt Soraghan, 1987
163, P.J. Jones, 2001
159, James Houston, 1985
158, Mike Murphy, 1978
152, Dylan Cole, 2015
146, Bill Moriarty, 1982
145, Dennis O'Hagan, 1979
142, Dylan Cole, 2016
140, DeLaun Fowler, 1994
138, Ken Braden, 1987
137, John Harvey, 1981
133, Dennis Heim, 1977
132, James Houston, 1983
132, P.J. Jones, 1998

Career

- 500, P.J. Jones, 1998-01
487, Corky Martin, 1997-00
457, Dylan Cole, 2013-16
452, John Harvey, 1978-81
423, Dennis O'Hagan, 1976-80
420, DeLaun Fowler, 1992-95
386, Caleb Schaffitzel, 2011-14
385, Bill Walter, 1988-91
378, James Houston, 1982-85
368, Cornelius Blow, 1981-84
350, Matt Soraghan, 1984-87
340, Andrew Beisel, 2011-14
338, Dennis Heim, 1974-77
318, Mike Murphy, 1975-78
312, Ken Braden, 1984-87

Tackles for Loss

Game

- 6.0, Dylan Cole, at Oklahoma State, 9/6/14
5.5, Colby Isbell, vs. Southwestern Coll., 9/1/16

Season

- 21.0, Steve Watson, 2002
19.0, John Eskridge, 1999
18.0, Corky Martin, 1997
17.0, P.J. Jones, 2000
15.0, Corky Martin, 1999

Career

- 57.0, Cory Martin, 1997-2000
45.0, Steve Watson, 2001-04
40.5, Dylan Cole, 2013-16
34.0, Colby Isbell, 2014-17

- 32.0, P.J. Jones, 1998-2001

- 28.5, Nick Canavan, 2010-13

TFL Yardage

Season

- 68, Nick Canavan, 2013
66, Colby Isbell, 2017
59, Colby Isbell, 2016

Career

- 181, Colby Isbell, 2014-17
155, Corky Martin, 1997-00
147, Steve Watson, 2001-04

Sacks

Season

- 16, Dennis Heim, 1976
16, Michael Fox, 1989
15, Darrin Newbold, 1982
15, Dean Schuepbach, 1984

Career

- 41, Dennis Heim, 1974-77
40, Bill Walter, 1988-91
29, Morgan Trokey, 1976-78
27, Keith Odehnal, 1979-82
27, Michael Fox, 1989-90
26, Darrin Newbold, 1980-82
24, Dean Schuepbach, 1980-84
24, DeLaun Fowler, 1992-95
23, James Turnage, 1988-89

Fumbles Recovered

Game

- 4, Morgan Trokey, at Ark.-Pine Bluff, 10/30/76
3, Mike Armentrout, at Nicholls St., 10/29/83
3, Dempster Jackson, at Southern Ill., 9/7/85

Season

- 6, Morgan Trokey, 1976
4, Roy Shoffner, 1974
4, Jon Castleman, 1979
4, John Harvey, 1979
4, John Harvey, 1981
4, Keith Odehnal, 1982
4, Mike Armentrout, 1983
4, Preston Estes, 1986
4, LeKeith Hampton, 1997

Career

- 10, Morgan Trokey, 1976-78
10, John Harvey, 1978-81
10, Preston Estes, 1984-87
8, Roy Shoffner, 1973-76
7, Dennis Heim, 1974-77
7, Doug Neier, 1979-82
7, Keith Odehnal, 1979-82
7, Mike Armentrout, 1981-84

Blocked Kicks

Game


- 2, Steve Collins, at Southeast Mo. St., 11/6/76
2, Jerry Drummond, at Pittsburg St., 9/16/78
2, Tim Ries, vs. Evangel, 10/28/78
2, Doug Neier, vs. Lincoln, 9/25/82
2, Michael Fox, vs. UNI, 9/30/89
2, Karl Anthony, at Eastern Ill., 11/11/89
2, Jeff Killeen, at Jacksonville St., 9/2/97

Season


- 5, Tim Ries, 1978
4, Michael Fox, 1989
3, Steve Collins, 1976
3, Doug Neier, 1982
3, Karl Anthony, 1989
3, Adrion Smith, 1991
3, Jeff Killeen, 1997

Career


- 7, Jeff Killeen, 1996-99
6, Tim Ries, 1975-78
4, Robert Rycraw, 1978-82
4, Doug Neier, 1980-82
4, Michael Fox, 1989-90
4, Mike Murphy, 1976-78
4, Matt Swan, 2010-13




Mike Murphy
LB, 1975-78




Dennis O'Hagan
LB, 1978-80




John Harvey
LB, 1979-81




James Houston
LB, 1982-85



Ken Braden
LB, 1982-85




Matt Soraghan
LB, 1984-87



Bill Walter
DT, 1988-91



Michael Fox
DE, 1989-90



DeLaun Fowler
LB, 1992-95



Corky Martin
LB, 1997-00



Jordan Chiles
P, 2008-11



Chris Sullens
P, 2012-15



Statistical Notes

Springfield's Evangel University (NAIA) used Plaster Field for most home games from 1988 to 2000 and is the only other collegiate tenant of the Bears' facility included in stadium records.

The NCAA didn't require kickoff and punt return stats until 1970, making return records incomplete on many former players, notably Bears TB Cornelius Perry (1963-65) who returned five kickoffs for TDs and had several other long runbacks in three seasons at Missouri State. Defensive statistics on tackles were first maintained in 1972.

Complete Missouri State season stats are only available from 1956 to the present, and complete single game stats are available only from 1972 to the present.

Prior to 2002, postseason stats were listed as playoff/bowl game records, but were not included in regular season NCAA stats. From an MSU standpoint, this affects the NCAA season and career stats of people who played in the Bears' three NCAA FCS playoff games in 1989 and 1990, notably DeAndre Smith, Chris Potthast, Richard Grote, Rodney McConico, Phillip Collins, Anthony Pegues, Chuck Calhoun and Brett VonWiller. Their career stats in all categories listed include stats compiled in FCS playoff games in MSU records, but in NCAA and Valley records, stats compiled in NCAA playoffs are deleted. That method of charting records was changed in 2002, and all individual and team stats compiled in FCS playoff games are now incorporated into regular season stat categories, for purposes of noting Valley and FCS game, season and career record performances.



Victories

Most Victories, Season

10, 1940
10, 1989
9, 1948
9, 1963
9, 1990

Fewest Victories, Season

0, 1912
0, 1937
0, 1969

Consecutive Victories

18, 11/17/39 to 10/18/40
18, 11/1/21 to 9/29/23
9, 9/14/63 to 11/16/63
9, 10/29/88 to 10/7/89

Consecutive Home Victories

20, 11/11/38 to 10/18/41
13, 11/24/21 to 11/29/23
13, 10/29/88 to 11/24/90
12, 10/13/62 to 11/14/64

Consecutive Winning Seasons

5, 1947-51
5, 1962-66
5, 1989-93

Most Defeats, Season

10, 1969
10, 2015
9, 2006
9, 2011
8, 1937
8, 1968
8, 1971
8, 2012
8, 2014

Fewest Defeats, Season

0, 1914
0, 1922
0, 1940

Consecutive Defeats

13, 11/22/68 to 9/26/70

Consecutive Losing Seasons

9, 2010-2018
7, 1967-1973

Scoring

Shutouts, Season

8, 1928
7, 1940
6, 1914

Consecutive Shutouts

9, 11/11/27 to 11/9/28
7, 9/25/14 to 10/8/15
6, 11/30/39 to 10/25/40

Points Scored

First Quarter

28, vs. Washburn, 9/12/92
28, vs. Missouri S&T, 8/30/07

Second Quarter

28, vs. Southwest Baptist, 9/9/06
28, vs. Lincoln, 9/6/18

Third Quarter

23, vs. Lincoln, 9/25/82

Fourth Quarter

33, vs. Illinois St., 10/9/93

First Half

47, at Indiana St., 10/19/92
42, vs. Indiana St., 10/27/07

Second Half

48, vs. Northwestern Oklahoma, 9/30/78

Game

97, vs. Marionville College (97-0), 10/8/15
94, vs. Southwest Baptist (94-0), 9/24/27
84, vs. Central Wesleyan (84-6), 11/11/22

Road Game

60, at Central Missouri (60-14), 11/3/79
59, at Truman St. (59-33), 10/5/85
59, at Murray State (59-72), 10/9/10

Season

434, 1989
413, 1990
399, 2007
387, 1978
373, 1999
352, 1979
351, 1985
318, 1998
308, 1922

Scoring Average, Season

44.0, 1922 (7 games)

36.3, 2007 (11 games)
35.2, 1978 (11 games)
34.4, 1990 (12 games)
33.9, 1999 (11 games)
33.4, 1989 (13 games)
32.0, 1979 (11 games)
31.9, 1985 (11 games)

Largest Margin of Victory, Game

97, vs. Marionville College (97-0), 10/8/1915

Points Allowed

First Quarter

28, at Memphis, 9/5/15

Second Quarter

35, at Southern Illinois, 10/30/99
31, at South Dakota St., 11/3/18

Third Quarter

29, vs. Murray St., 10/26/85
28, vs. Youngstown St., 9/30/06
28, vs. Illinois State, 9/23/17

Fourth Quarter

35, at Kansas State, 9/1/12
28, vs. Illinois State, 10/8/11

First Half

48, at Missouri, 9/2/17
42, at Tulsa, 9/5/98
42, at Southern Illinois, 10/30/99
42, at Memphis, 9/5/15
42, at Arkansas State, 9/19/15

Second Half

42, at Kansas State, 9/1/12
41, at Murray St., 10/9/10

Game

150, Pittsburg St. (150-0), 11/28/1912
(scoring by quarter not available)

Season

535, 2015
421, 2017
408, 2011
396, 2018
393, 2016

Largest Margin of Defeat, Game

150, vs. Pittsburg St. (150-0), 11/28/1912

Consecutive Games Scoring

94, 9/2/00 through 11/1/2008
90, 11/10/91 through 11/20/99
77, 11/15/08 through 10/24/15
58, 10/11/86 through 10/26/91

Points Scored, Losing Game

59, at Murray State (59-72), 10/9/10
49, at Southern Illinois (49-52), 10/30/99
43, vs. Illinois St. (43-48), 11/8/03
43, at Missouri (43-72), 9/2/17
42, vs. Illinois St. (42-46), 9/25/99
42, at Western Illinois (42-63), 11/15/03
38, vs. Cal Northridge (38-42), 11/14/98
36, vs. South Dakota State (36-43), 10/26/11
35, vs. Idaho (35-41), 11/24/90 (NCAA)
35, vs. Western Illinois (35-38), 10/15/16
35, vs. Southern Illinois (35-49), 10/27/18

Points Allowed, Winning Game

44, at Tennessee-Martin (51-44), 9/6/07
42, at Jacksonville State (47-42), 9/6/97
42, at Illinois State (49-42), 11/7/98
41, vs. Illinois State (58-41), 10/6/07
38, vs. Central Arkansas (42-38), 9/22/07

Touchdowns Scored

Game

15, vs. Southwest Baptist, 9/24/27

Season

57, 1989
54, 1990
54, 2007
51, 1978
50, 1999

Conversions Kicked

Game

9, vs. Lincoln, 11/13/76
9, vs. Washburn, 9/12/92

Season

9, vs. Drake, 11/3/01
9, vs. Indiana St., 10/27/07
9, vs. Missouri S&T, 8/30/07
8, done 7 times, last vs. Indiana State, 10/28/17

Season

49, 1989
49, 2007
47, 1990
46, 1978
46, 1999

Field Goals Kicked

Game

4, at McNeese St., 9/7/96
4, at Tennessee-Martin, 9/21/96
4, at Indiana St., 9/15/90

Season

25, 1996
21, 1997
15, 2004

Consecutive Games Kicking FG

18, 8/31/96 through 10/18/97

Offense

First Downs

Game

36, vs. Western Kentucky, 9/28/85
35, vs. Drake, 11/3/01
35, vs. Missouri S&T, 8/30/07
34, vs. Northwestern Oklahoma, 9/30/78
34, vs. Missouri Southern, 9/10/88

Season

278, 1989
266, 1990
250, 2007
245, 1978

Offensive Plays Run

Game

93, at Central Arkansas, 9/20/14
92, vs. Missouri Southern, 9/10/88
91, vs. Southeast Missouri St., 10/17/79
90, at Southern Illinois, 9/7/85
90, vs. Western Kentucky, 9/28/85
90, at UNI, 10/3/98

Season

916, 1989
889, 1990
837, 1993
821, 2014
818, 1997

Yards Gained Total Offense

Game

752, vs. Missouri Southern, 9/10/88
691, vs. Drake, 11/3/01
690, vs. Truman St., 10/5/85
690, vs. Missouri S&T, 8/30/07
674, vs. Northwestern Oklahoma, 9/30/78
636, vs. Lincoln, 10/7/78
630, vs. Alcorn State, 10/28/89
624, vs. Indiana State, 10/28/17
615, at Northwest Missouri St., 10/14/78
613, at Western Illinois, 10/27/01
611, vs. Illinois St., 11/17/01
607, vs. Missouri S&T, 10/20/73
607, at Murray State, 10/9/10
602, vs. Bacone, 9/27/03

Season

5,639, 1989
5,254, 1990
4,773, 1985
4,680, 2010
4,621, 2001
4,596, 1999
4,560, 1978
4,557, 2007
4,542, 1998
4,490, 1979
4,161, 2014
4,127, 1997
4,120, 1995
4,091, 1996
4,002, 1992

Rushing Attempts

Game

83, vs. Missouri Southern, 9/10/88
78, at Southern Illinois, 9/7/85
74, vs. Middle Tennessee St., 10/18/86
73, vs. Northeastern Oklahoma, 9/29/79

Season

702, 1989
646, 1979
646, 1992
639, 1990
625, 1978

Yards Gained Rushing

Game

681, vs. Missouri Southern, 9/10/88
560, vs. Drake, 11/3/01
505, vs. Truman St., 10/5/85
480, vs. Indiana St., 10/19/91
474, vs. Lincoln, 10/7/78
463, vs. Arkansas Tech, 9/8/79
436, at Murray State, 10/9/10
428, vs. Alcorn State, 10/28/89
421, at Central Missouri, 10/24/64
416, at Austin Peay, 9/23/89
413, at Northwest Missouri St., 10/14/78

Season

3,811, 1989
3,286, 1985

3,120, 1990

3,069, 1978
3,037, 1992

Touchdowns Rushing, Season

44, 1989
42, 1990
35, 2007
34, 1978
33, 1985
33, 1991

Passes Attempted

Game

51, at Youngstown St., 10/13/01
51, at Kansas State, 9/1/12
50, vs. Murray State, 9/15/12
49, at UNI, 10/19/96
48, vs. Southeast Missouri St., 10/9/71
47, at Arkansas St., 11/8/97
47, at UNI, 10/3/98
47, at Indiana St., 10/17/98
46, vs. Illinois St., 10/9/93
46, vs. McNeese St., 9/2/95
46, vs. McNeese St., 9/13/97
46, vs. South Dakota State, 10/10/09
46, vs. Southern Illinois, 10/17/18

Season

452, 1996
397, 1998
395, 1997
382, 1995
376, 2012
374, 1999
347, 2018

Passes Completed

Game

29, vs. South Dakota State, 10/10/09
29, at UNI, 11/17/12
28, at Western Illinois, 11/15/03
28, vs. Illinois St., 10/9/93
28, vs. Sam Houston St., 9/11/04
28, vs. Murray State, 9/15/12
27, at Tulsa, 9/8/90
27, at UNI, 10/3/98
27, vs. Indiana St., 11/20/99
27, vs. Tennessee-Martin, 11/4/00
27, at Youngstown St., 10/13/01
27, at Southern Illinois, 10/1/05
27, vs. Southern Illinois, 10/17/18

Season

217, 1998
215, 2012
213, 1999
200, 1997
198, 1995
186, 2009
184, 2016
182, 2008
180, 2010

Yards Gained Passing

Game

460, vs. Illinois St., 11/8/03
404, vs. Southern Illinois, 10/27/18
405, at Tulsa, 9/8/90
401, at Stephen F. Austin, 12/2/89 (NCAA)
395, at Southern Illinois, 10/30/99
384, vs. Liberty, 10/15/94
365, vs. Southern Illinois, 10/30/10
358, at UNI, 10/19/96
353, at Youngstown St., 10/13/01
351, at Western Illinois, 10/21/95

Season

2,847, 1999
2,692, 1998
2,581, 1995
2,461, 1997
2,425, 1996
2,325, 2007
2,324, 2010
2,278, 2018
2,225, 2009
2,218, 2012
2,163, 2005
2,158, 2001
2,134, 1990
2,122, 2016
2,108, 2017

Touchdown Passes, Season

25, 1999
22, 2016
19, 2014
18, 2011
18, 2018
17, 1998
17, 2005
16, 2003
16, 2007
15, 2008



Plaster Stadium Records

Rushing

Rushing Attempts

44, Mike Harris, Truman vs. Missouri State, 11/11/78

Rushing Yards

300, Derrick Clark, Evangel vs. Missouri Valley, 10/16/93

Rushing Touchdowns

6, Pierre Rembert, Illinois State vs. Missouri State, 11/5/05
 5, Gerald Davis, Missouri State vs. Indiana State, 10/27/07
 4, Tommy Burns, Missouri State vs. Emporia State, 10/1/55
 4, Cornelius Perry, Missouri State vs. Missouri S&T, 10/31/64
 4, Tom Herman, Missouri State vs. Missouri S&T, 10/20/73
 4, Greg Lawson, Missouri State vs. Lincoln, 11/9/74
 4, Derrick Clark, Evangel vs. Culver-Stockton, 10/19/92
 4, LaBarron Burden, Evangel vs. Graceland, 10/30/99
 4, Zach Dechant, Missouri State vs. Southeast Missouri State, 9/21/02
 4, Cody Pratt, Missouri State vs. East Central, 8/28/03
 4, Gerald Davis, Missouri State vs. Missouri S&T, 8/30/07
 4, Herb Donaldson, Western Illinois vs. Missouri State, 10/4/08
 4, Aaron Bailey, Northern Iowa vs. Missouri State, 11/14/15
 4, Mikey Daniel, South Dakota State vs. Missouri State, 10/21/17

Longest Rush

94 yards, Martin Ruiz, Youngstown State vs. Missouri State, 11/19/16 (TD)

Passing

Passes Attempted

59, Casey Brockman, Murray State vs. Missouri State, 9/15/12
 56, Eric Black, Evangel vs. Doane, 12/6/97

Passes Completed

41, Casey Brockman, Murray State vs. Missouri State, 9/15/12
 35, Wynri Smothers, Central Arkansas vs. Missouri State, 9/21/13

Yards Gained Passing

486, Sean Payton, Eastern Illinois vs. Missouri State, 10/27/84

Touchdowns Passing

5, Sean Payton, Eastern Illinois vs. Missouri State, 10/25/86
 5, A.J. Porter, Missouri State vs. Illinois State, 11/8/03
 5, Cameron Wentz, North Dakota State vs. Missouri State, 11/15/14
 5, Brodie Lambert, Missouri State vs. Western Illinois, 10/15/16
 5, Easton Stick, North Dakota State vs. Missouri State, 11/10/18

Receiving

Receptions

13, Kasey Dunn, Idaho vs. Missouri State, 11/24/90
 13, Jason Myers, Evangel vs. Baker, 10/22/98
 13, Sam Logan, Indiana State vs. Missouri State, 10/29/05

Receiving Yards

307, Anthony Ray, Evangel vs. William Jewell, 11/10/90

Touchdowns Receiving

4, James Feazell, Evangel vs. Nebraska Wesleyan, 11/19/88
 4, Steven Rush, Missouri State vs. Illinois State, 11/8/03

Longest Pass Reception

90 yards, Brad Drehle to Brian Clayton, Mo. Valley vs. Evangel (TD), 11/11/89

Special Teams

Field Goals Kicked

4, Justin Langan, Western Illinois vs. Missouri State, 11/2/02
 4, Brian Wingert, Northern Iowa vs. Missouri State, 10/18/03
 4, Jay Carlson, South Dakota State vs. Missouri State, 10/31/15
 4, Sam Drysdale, Northern Iowa vs. Missouri State, 11/11/17

Longest Field Goal

58 yards, David Collins, Culver-Stockton vs. Evangel, 11/3/90

Conversions Kicked

9, Jan Stahle, Missouri State vs. Lincoln, 11/13/76
 9, Richard Grote, Missouri State vs. Washburn, 9/12/92
 9, Brian Long, Missouri State vs. Drake, 11/3/01
 9, Nathan Stokes, Missouri State vs. Indiana St., 10/27/07

Longest Punt

89 yards, Mike Scifres, Western Illinois vs. Missouri State, 10/14/00

Longest Punt Return

93 yards, Patrick Plott, Jacksonville State vs. Missouri State, 11/18/95 (TD)

Longest Interception Return

100 yards, Caleb Schaffitzel, Missouri State vs. North Dakota State, 11/3/12 (TD)
 83 yards, Morris Cannon, Evangel vs. Culver-Stockton, 9/21/96 (TD)

Longest Kickoff Return

103 yds., Cornelius Perry, Missouri State vs. Southeast Missouri State, 10/16/85 (TD)

Longest Fumble Return

97, Warren Reed, Texas Southern vs. Missouri State, 9/11/99

Note - Evangel University used Plaster for its home games from 1988-2000.

Caleb Schaffitzel's 100-yard interception return against North Dakota State in 2012 marked the longest in the history of Robert W. Plaster Stadium.



Miscellaneous

Passes Intercepted

Game

8, at Truman St., 11/10/79

Season

29, 1966
 23, 1979
 23, 1983
 22, 1965
 22, 1980
 21, 1993
 20, 1989

Blocked Kicks

Season

11, 1978
 11, 1989
 7, 1976
 6, 1975
 6, 1977
 6, 1997

TDs on Interceptions, Season

6, 1993

Penalties Assessed, Game

21, vs. Truman St., 9/29/84
 18, vs. Southeast Missouri St., 10/24/98
 16, vs. Southeast Missouri St., 10/1/83
 16, at UNI, 10/3/98

Penalties Assessed, Season

105, 1997
 98, 1995
 98, 1998
 91, 1989
 90, 1996

Yards Penalized, Game

197, vs. Truman St., 9/29/84
 184, vs. Southeast Missouri St., 10/24/98
 166, vs. Lincoln, 9/25/82
 146, vs. Tennessee-Martin, 9/20/97
 145, vs. Northwest Missouri St., 10/14/79

Yards Penalized, Season

973, 1995
 883, 1997
 861, 1989

Opponent Individual Records

Rushing Attempts

44, Mike Harris, Truman St., 11/11/78

Yards Gained Rushing

314, Herb Donaldson, at Western Ill., 10/13/07
 273, Herb Donaldson, Western Illinois, 10/4/08
 272, Pierre Rembert, Illinois State, 11/5/05
 259, Nate Anderson, Eastern Ill., 10/28/72

Passes Attempted

59, Casey Brockman, Murray State, 9/15/12
 56, Chris Hegg, at Truman St., 10/5/85

Passes Completed

41, Casey Brockman, Murray State, 9/15/12
 35, Wynri Smothers, Central Arkansas, 9/21/13
 35, K.D. Humphries, at Murray State, 9/10/16
 35, Isaac Harker, at Indiana State, 10/1/16

Yards Gained Passing

570, Casey Brockman, at Murray State, 10/9/10
 521, Drew Lock, at Missouri, 9/2/17
 486, Sean Payton, Eastern Ill., 10/27/84

Touchdown Passes

7, Drew Lock, at Missouri, 9/2/17

Pass Receptions

15, Jordy Nelson, at Kansas State, 9/15/08
 13, Kasey Dunn, Idaho, 11/24/90
 13, Sam Logan, Indiana State, 10/29/05

Yards Gained, Pass Receptions

284, Lennie Johnson, at Arkansas St., 11/8/97

Offensive Plays Run

69, Casey Brockman, Murray State, 9/15/12
 66, Chris Hegg, at Truman State, 10/5/85

Yards Gained, Total Offense

586, Casey Brockman, at Murray State, 10/9/10
 515, Drew Lock, at Missouri, 9/2/17
 498, Sean Payton, Eastern Ill., 10/27/84

Touchdowns Scored

6, Pierre Rembert, Illinois State, 11/5/05
 5, Marcus Harris, at Murray State, 10/9/10
 5, Walter Powell, at Murray State, 9/14/13
 4, Mark Ross, at Northeastern Okla., 9/29/79
 4, Aaron Stecker, at Western Ill., 10/25/97
 4, Tatum Bell, at Oklahoma St., 9/13/03
 4, Sha-Ron Edwards, Illinois St., 11/8/03
 4, Travis Glasford, at Western Illinois, 11/15/03
 4, Herb Donaldson, Western Illinois, 10/4/08
 4, Ashton Leggett, at Illinois State, 9/25/10

4, Aaron Bailey, vs. Northern Iowa, 11/14/15
 4, Mikey Daniel, vs. South Dakota St., 10/21/17

Points Scored

36, Pierre Rembert, Illinois State, 11/5/05
 30, Marcus Harris, at Murray State, 10/9/10
 30, Walter Powell, at Murray State, 9/14/13
 24, Mark Ross, at Northeastern Okla., 9/29/79
 24, Aaron Stecker, at Western Ill., 10/25/97
 24, Tatum Bell, at Oklahoma St., 9/13/03
 24, Sha-Ron Edwards, Illinois St., 11/8/03
 24, Travis Glasford, at Western Illinois, 11/15/03
 24, Herb Donaldson, Western Illinois, 10/4/08
 24, Ashton Leggett, at Illinois State, 9/25/10
 24, Aaron Bailey, vs. Northern Iowa, 11/14/15
 24, Mikey Daniel, vs. South Dakota St., 10/21/17

Field Goals Kicked

4, Justin Langan, Western Illinois, 11/2/02
 4, Mackenzie Hoambrecker, UNI, 11/16/02
 4, Brian Wingert, UNI, 10/18/03
 4, Ben Grogan, at Oklahoma State, 9/6/14
 4, Matt Adam, vs. Indiana State, 10/3/15
 4, Easton Stick, at North Dakota State, 11/21/15
 4, Sam Drysdale, vs. UNI, 11/11/17

Longest Rushing Play

95, John Hubert, at Kansas State, 9/1/12 (TD)
 94, Martin Ruiz, vs. Youngstown St., 11/19/16 (TD)
 92, Justice Hill, at Oklahoma St., 8/20/18 (TD)
 90, Steve Powell, at Truman St., 10/15/77
 90, Pedro Bacon, vs. Western Ky., 10/15/88 (TD)
 90, LaMichael James, at Oregon, 9/17/11 (TD)

Longest Pass Completion

93, Mike Smith to Carl Boyd, at UNI, 9/27/86
 93, Montressa Kirby to Joey Hamilton, at Jacksonville State, 9/6/97

Longest Kickoff Return

100, Aveion Cason, Illinois St., 9/25/99
 100, Greg Heaggans, at Kansas, 9/14/02
 98, Walter Powell, at Murray State, 9/14/13
 97, Anthony Green, at Western Ky., 10/14/89

Longest Punt Return

93, Patrick Plott, Jacksonville St., 11/18/95

Longest Interception Return

85, Carl Thacker, at Lincoln, 11/14/81

Longest Fumble Return

97, Warren Reed, Texas Southern, 9/11/99
 95, Jim Johnson, at Northwest Mo., 10/14/78

Longest Punt

89, Mike Scifres, Western Illinois, 10/14/00
 76, Mike Wood, at Southeast Mo. State, 11/6/76
 73, Doug Spada, Southeast Mo. State, 11/10/07

Longest Field Goal

59, Mackenzie Hoambrecker, at UNI, 11/16/02
 55, Joe Lopez, Western Illinois, 11/10/98
 54, Danny Helmer, UNI, 11/7/87
 54, Chris James, Western Ky., 10/14/06

Opponent Team Records

First Downs

35, at Missouri, 9/2/17
 34, at Tulsa, 9/5/98

Rushing Attempts

75, Northwest Missouri St., 10/13/79

Yards Gained Rushing

572, vs. Youngstown State, 11/19/16
 508, at Western Illinois, 10/13/07
 483, at Arkansas, 9/3/05

Passes Attempted

60, Truman St., 10/5/85
 60, Murray State, 9/15/12

Passes Completed

42, Murray State, 9/15/12

Yards Gained Passing

570, at Murray State, 10/9/10
 521, at Missouri, 9/2/17

Offensive Plays Run

99, Truman St., 10/5/85
 99, Murray State, 9/15/12

Yards Gained, Total Offense

816, at Murray State, 10/9/10
 815, at Missouri, 9/2/17
 747, vs. Youngstown State, 11/19/16
 732, at Oklahoma State, 8/30/18
 688, at Pacific, 9/26/92

Points Scored

150, at Pittsburg State (150-0), 11/28/1912
 100, at Arkansas (100-0), 9/30/1911
 79, Drury (79-0), 10/25/1912
 73, at Southern Illinois (73-26), 10/10/2015
 72, at Murray State (72-59), 10/9/2010
 72, at Missouri (72-43), 9/2/2017
 70, at Arkansas State (70-7), 9/19/2015



C

Arthur Briggs
Head Coach, 1912-33


Arthur W. Briggs was one of the pioneers of MSU intercollegiate athletics, a man who looked past the obstacles to the formation of the program at a young institution to establish a balanced and competitive program in all areas.

He was the first man to serve MSU as its athletic director and held that position from 1912 until 1938. He set the tone for years to come with his belief that the athletic program should be a first-class, quality endeavor. It was under his leadership that MSU came into the reorganized Missouri Intercollegiate Athletic Association in 1924 and won MIAA all-sports honors six times in the next decade.

Briggs was also the head of the physical education department from 1913 until his death on Dec. 20, 1949.

At one time during his career at MSU, he coached every sport the school had. He guided the football Bears for more years and won more games than any other grid coach in MSU history. Briggs piloted the Bruins from 1912 through the 1933 season and had an overall record of 76 victories, 58 losses, and 11 ties in his 20 seasons at the football helm.

Coach Briggs had unbeaten seasons in football in 1914 and 1922. The school's football facility was renamed Briggs Stadium in his honor by the MSU Board of Regents in 1970.



27


Ray Haley
Running Back, 1947-51

The standout backfield teammate of John Batten on the MIAA champion football Bears in 1951, "Wrecker" Ray Haley was then on his second conference title team for MSU.

The Springfield Senior High Product started his Bruin career in 1947 and was promptly selected to the all-conference second team at fullback. He was picked to the all-league team in 1948 and was selected the league's most valuable back as he rushed for 716 yards on 111 carries for an average of 6.45 yards a game. He scored eight touchdowns and was a mainstay on Coach Tommy O'Boyle's powerful 9-2 delegation which outscored its opposition 233-75.

The Bears and Maryville tied for the league title and MSU was selected to go on to Mo-Kan Bowl game against Emporia State. Haley scored two touchdowns in that contest as the Bears lost to the Hornets, 34-20.

The popular griddier signed a conference ban on pro baseball players but he returned in 1951 when the ban was lifted. With just a week of preparation before his first action, he teamed with Batten to help the Bears to an uphill battle for a league title tie. He finished the year with five touchdowns and two extra points and was the club's top rusher in a season finale loss to Missouri Valley. He was selected to the All-MIAA second team.



71



Rich Johanningsmeier
Tackle, 1960-63, Coach 1976-85

Rich Johanningsmeier had a highly-successful MSU athletic career as both a player and coach, gaining All-American honors as a football lineman in his playing days and winding up with the second highest victory total on record in his years as the Bears' grid coach.

He came to MSU in 1960 and was a three-year starter for the Bears at both offensive and defensive tackle, gaining MIAA all-conference recognition as a junior and senior.

The St. Louis native was a first team Little All-American selection as a senior and was given the Virgil Cheek Athletic Achievement Award when he graduated in 1964. He was a standout on the unbeaten MSU team of 1963 as the Bears went through the regular campaign at 9-0 to capture the MIAA title and go on to the Mineral Water Bowl game. He briefly played professional football and then began a career of more than 10 years as a college assistant at American International, Vermont and UConn.

Johanningsmeier returned to take over as the Bears' head coach in 1976, and, in a 10-year career, posted a mark of 58-44-5 to trail only Briggs in all-time victories among Bears' head coaches. Johanningsmeier's Bears had seven winning seasons in his 10-year tenure, including the 1978 and 1979 teams were two of the most potent offensive machines in Bear grid history.




1

DeAndre Smith
Quarterback, 1987-90

DeAndre Smith was the triggerman of a very potent triple-option offense for the best two MSU football teams of the Bears' Division I FCS era. He led the Bears to Gateway Football Conference championships and NCAA Division I-AA playoff bids 1989 and 1990 under coach Jesse Branch.

The St. Louis native quarterbacked the Bears four years, with his top exploits coming in his final two seasons. MSU finished 10-3 when Smith was a junior and got to the second round of the FCS playoffs. MSU won the league crown outright, turned back Maine in the playoff first round and lost at Stephen F. Austin in the quarterfinals. When Smith was a senior, MSU finished 9-3, losing in the playoff first round to Idaho.

He was a two-time all-league first team quarterback, was the Gateway Offensive Player of the Year as both a junior and senior, and was the Gateway Offensive Player of the Decade for the league's first 10 years of existence. Smith was a consensus I-AA All-American as a senior and started 34 of the 45 MSU games he played. He completed 281 of 493 passes for 4,080 yards and 18 touchdowns with a .570 completion mark. His 405 passing yards in 1990 at Tulsa set an MSU single-game record. He was also a prolific runner, carrying the ball 613 times for 2,276 yards and 40 more touchdowns.





With a recent facelift in 2014, Robert W. Plaster Stadium once again ranks among the top FCS facilities in the country as the historic stadium enters its 78th year as an MSU landmark in 2018.

After unveiling the stadium's new look and pregame tailgating area -- BearFest Village -- for the 2014 season, the Bears attracted a record crowd of 18,386 for its season-opening win over North Dakota on Sept. 13. The Bill O'Neill Gateway, grass berm and bronze bear on the north end of the stadium were also installed as part of the renovation.

The most obvious addition to the facility is the immense new structure on the east side of the stadium. The concrete and steel seating area offers accommodations for more than 5,000 in an area that has traditionally been the student side of the stadium. The east side addition also includes game-day locker rooms for the Bears and visiting team, concessions, restrooms, and a party deck that accommodates more than 400 students.

Aesthetics were another key part of the 2014 expansion project that pushed the playing surface to the west and closer to the main side of the stadium and press box. Likewise, the new surface installed over the summer of 2014 -- Sporturf Powerhouse 3C52H -- is a two-and-a-half inch artificial turf that is attractive, functional and state-of-the-art for practice and game use by the football Bears.

Once home to multiple Missouri State athletics teams, Plaster is now used exclusively for football after years of sharing the facility.

In recent years, the stadium has also seen installation of a brand new Musco lighting system, which was brought in for the 2010 season, and the Bancorp South video scoreboard, which was added over the

summer of 2008.

The multi-million dollar scoreboard system features a high-quality video system, enhanced graphics package and live scoring and timing capabilities. The Football ProStar LED Video Display has a 4.4 trillion color-capable display; 23mm pixel spacing and 153,600 total red/green/blue LED's. The top of the scoreboard is more than three stories from the surface and extends 40 feet in width.

Between 1987 and 1991, a four-phase expansion of the facility was further enhanced with an August 1991 gift from the Robert W. Plaster Foundation. The expanded facility, formerly known as Briggs Stadium, was known as Robert W. Plaster Sports Complex from 1991 until 2014.

The late Mr. Plaster was chairman of the board of Evergreen Investments LLC, of Lebanon, Mo. The Plaster Foundation has made numerous gifts to support higher education in the Ozarks.

The completion of the renovation, which nearly doubled the seating capacity of the stadium (to 16,300) coincided with the 50th anniversary of the first use of the original stadium.

Renovation was completed and inaugurated on Sept. 14, 1991. The stadium expansion included its first artificial turf in 1987, a new running track in 1988, and student bleacher seating in 1990.

Plaster now has nearly 8,500 seats in the upper deck, 24 skyboxes of 10 seats each and a 40-seat University box. A climate-controlled press box with elevator access sits at the top of the upper deck.

The ground level includes 12 racquetball and handball courts as well as recreational locker rooms and offices. On the second level, behind the skyboxes, one end of the facility includes large locker room

space and classrooms, while the other end contains the Plaster Strength Center, a 7,200-square foot intercollegiate athletics weight room. An elevator at the west entrance connects all three levels with the stadium press box level. Postgame press conferences are held in the classrooms on the suite level.

The current version of the stadium's artificial surface is the fourth carpet used at the facility but first dedicated directly to football. The first "BearTurf" was added in 1987, and was replaced in 2000, 2006 and most recently in 2014.

As part of the 1988 upgrade, the east bleachers were moved back, and the north and south walls of the stadium were relocated to accommodate the enlarged track. At the time, the east bleacher upgrades of 1990 brought an additional 2,000 seats, along with additional concession stands, restrooms, ticket booths, and a new student entrance.

Plaster Sports Complex received many enhancements in the 1970s and 1980s, including additions and improvements to seating, press box, concession and restroom facilities. A lighting system, scoreboard and electronic message center were also added for the first time during this era.

Built originally for \$60,000 as a WPA project at the corner of Grand and Kings, Plaster has served as the home to many other MSU teams over the years -- including soccer and track. Plaster Stadium has hosted numerous interscholastic and club events, including the 2016 and 2017 MSHSAA Show-Me Bowl championships, as well as MSU and Greenwood classes.

A new state-of-the-art strength and conditioning center was added to the stadium's second floor prior to the 2016 season. The 7,200-square foot facility was funded exclusively through private donations.



Missouri State Annual Attendance Breakdown

Year	Home Games	Home Attendance	Home Average	NCAA Rank	Largest Home Crowd	Road Games	Road Attendance	Road Average	Largest Road Crowd	Season Total	Season Average
1972	5	35,200	7,040	--	10,500 vs. Truman State, 11/4/72	5	35,400	7,080	12,500 at Illinois State, 9/30/72	70,600	7,060
1973	5	36,000	7,200	--	10,000 vs. Southeast Missouri, 10/6/73	5	32,500	6,500	9,000 at Central Missouri, 10/13/73	58,500	5,850
1974	5	40,600	8,120	--	9,600 vs. Missouri Southern, 10/5/74	5	38,000	7,600	12,000 at Northwest Missouri, 10/26/74	78,600	7,860
1975	5	33,500	6,700	--	10,000 vs. Northwest Missouri, 10/25/75	6	29,500	4,916	11,500 at Central Missouri, 10/11/75	63,000	5,272
1976	6	31,100	5,183	--	10,700 vs. Missouri Southern, 10/2/76	5	28,400	5,680	9,000 at Southeast Missouri, 11/6/76	59,500	5,409
1977	5	38,500	7,700	--	10,000 vs. Missouri S&T, 10/22/77	5	11,400	2,280	3,000 at Truman State, 10/15/77	49,900	4,990
1978	5	36,400	7,280	--	10,500 vs. Lincoln, 10/7/78	6	31,000	5,167	10,000 at Northwest Missouri, 10/14/78	67,400	6,127
1979	6	37,700	6,283	--	7,400 vs. Harding, 9/22/79	5	16,400	3,280	6,000 at Northeastern Okla., 9/29/79	54,100	4,918
1980	5	25,653	5,131	--	7,600 vs. Missouri Southern, 9/6/80	6	39,111	6,519	13,111 at Northern Iowa, 10/25/80	64,764	5,888
1981	4	22,200	5,550	--	7,000 vs. Harding, 9/19/81	6	28,735	4,789	9,300 at Western Illinois, 9/26/81	50,935	5,094
1982	5	25,600	5,120	--	7,200 vs. Central Missouri, 10/9/82	6	44,115	7,353	11,715 at Northern Iowa, 9/11/82	69,715	6,338
1983	4	23,450	5,863	--	7,700 vs. Southern Illinois, 10/15/83	7	46,150	6,593	12,863 at Murray State, 10/8/83	69,600	6,327
1984	5	24,755	4,951	--	7,018 vs. Eastern Illinois, 10/27/84	5	33,000	6,600	10,100 at Northern Iowa, 9/22/84	67,755	5,776
1985	5	33,400	6,682	--	7,800 vs. Murray State, 10/26/85	6	38,506	6,417	12,202 at Drake, 8/31/85	71,915	6,538
1986	5	26,658	5,332	--	7,808 vs. Western Illinois, 9/20/86	5	48,363	9,673	20,000 at Jackson State, 10/11/86	75,021	7,502
1987	5	34,208	6,842	--	8,105 vs. Indiana State, 10/3/87	6	58,955	9,826	13,780 at Louisiana Tech, 11/14/87	93,163	8,469
1988	5	34,069	6,814	--	8,059 vs. Western Kentucky, 10/15/88	5	52,252	10,450	12,200 at Northwestern State, 9/3/88	86,321	8,632
1989	6	48,175	8,029	--	9,148 vs. Alcorn State, 10/28/89	7	60,755	8,679	10,843 at Western Illinois, 9/16/89	108,930	8,379
1990	6	58,111	9,685	--	10,721 vs. Western Illinois, 10/27/90	6	82,176	13,696	22,590 at Tulsa, 8/8/90	140,287	11,691
1991	5	58,603	11,721	--	15,579 vs. McNeese State, 9/14/91	6	85,811	14,302	31,124 at Tulsa, 8/31/91	144,414	13,219
1992	5	60,639	12,128	29th	14,356 vs. Eastern Illinois, 10/24/92	6	78,151	13,025	21,856 at Tulsa, 10/10/92	138,790	12,617
1993	6	57,647	9,608	--	12,442 vs. Southeast Missouri, 9/4/93	5	66,834	13,367	40,104 at Oklahoma State, 9/11/93	124,481	11,316
1994	6	53,577	8,930	53rd	14,220 vs. North Texas, 9/10/94	5	53,089	10,618	17,349 at Tulsa, 11/12/94	106,666	9,697
1995	6	65,467	10,911	31st	13,794 vs. McNeese State, 9/2/95	5	64,385	12,877	37,350 at Oklahoma State, 9/16/95	129,852	11,805
1996	5	65,905	13,181	14th	15,878 vs. Western Illinois, 11/2/96	6	78,479	13,080	33,500 at Oklahoma State, 8/31/96	144,384	13,126
1997	6	77,698	12,950	11th	16,672 vs. Pittsburg State, 8/28/97	5	55,776	11,152	14,023 at Jacksonville State, 9/6/97	133,474	12,134
1998	6	57,874	9,646	39th	13,580 vs. Harding, 9/12/98	5	63,940	12,788	24,332 at Tulsa, 9/5/98	121,814	11,074
1999	6	72,590	12,098	24th	15,547 vs. Northern Iowa, 10/16/99	5	54,969	10,994	25,007 at Tulsa, 9/4/99	127,559	11,596
2000	6	63,563	10,594	30th	15,647 vs. Missouri Southern, 9/9/00	5	89,465	17,893	53,946 vs. Arkansas (at Little Rock), 9/2/00	155,028	14,093
2001	5	50,055	10,011	34th	13,662 vs. Indiana State, 10/20/01	6	77,785	12,964	37,500 at Kansas, 9/1/01	127,850	11,622
2002	6	54,598	9,100	33rd	13,002 vs. Western Kentucky, 10/19/02	5	66,900	13,380	40,500 at Kansas, 9/14/02	121,498	13,380
2003	5	46,795	9,359	40th	14,911 vs. Northern Iowa, 10/18/03	6	93,705	15,618	42,152 at Oklahoma State, 9/13/03	140,500	12,773
2004	7	66,881	9,554	32nd	15,122 vs. Southern Illinois, 10/23/04	4	39,121	9,780	17,980 at Tulsa, 9/25/04	106,002	9,637
2005	5	53,302	10,660	25th	13,025 vs. Indiana State, 10/29/05	5	115,235	23,047	66,424 at Arkansas, 9/3/05	168,537	16,853
2006	6	60,270	10,045	34th	12,275 vs. Youngstown State, 9/30/06	5	79,816	15,963	41,393 at Oklahoma State, 9/2/06	140,086	12,735
2007	6	62,841	10,473	31st	12,084 vs. Central Arkansas, 9/22/07	5	94,511	18,902	46,825 at Kansas State, 9/15/07	157,352	14,304
2008	5	44,790	8,958	42nd	13,020 vs. Western Illinois, 10/4/08	6	86,093	14,349	43,388 at Oklahoma State, 9/13/08	130,883	11,898
2009	6	57,417	9,570	39th	15,038 vs. Northern Iowa, 9/26/09	5	111,415	22,283	55,572 vs. Arkansas (at Little Rock), 9/5/09	168,832	15,348
2010	5	45,138	9,028	39th	13,489 vs. Youngstown State, 10/2/10	6	87,705	14,618	48,672 at Kansas State, 9/11/10	132,843	12,077
2011	4	43,217	10,804	31st	14,827 vs. Northern Iowa, 10/1/11	7	191,097	27,300	70,607 at Arkansas, 9/3/11	234,314	21,301
2012	5	43,549	8,710	47th	10,076 vs. Western Illinois, 10/27/12	6	134,730	22,455	50,007 at Kansas State, 9/1/12	178,279	16,207
2013	6	52,198	8,700	36th	12,312 vs. South Dakota St., 10/19/13	6	112,465	18,744	64,201 at Iowa, 9/7/13	164,663	13,722
2014	5	58,324	11,665	18th	18,386 vs. North Dakota, 9/13/14	7	107,482	15,355	51,562 at Oklahoma State, 9/6/14	165,806	13,817
2015	5	50,182	10,036	27th	17,835 vs. Chadron State, 9/12/15	7	93,673	18,735	41,730 at Memphis, 9/5/15	143,855	13,078
2016	5	50,485	10,097	27th	13,487 vs. Southern Illinois, 10/29/16	6	93,604	15,601	51,686 at Kansas State, 9/24/16	134,089	12,189
2017	5	41,973	8,395	37th	13,648 vs. Murray State, 9/16/17	6	98,894	16,482	50,131 at Missouri, 9/2/17	140,867	12,806
2018	6	44,432	7,405	34th	12,224 vs. Illinois State, 9/29/18	5	82,857	16,571	50,103 at Oklahoma State, 8/20/18	127,289	11,572

Top Seasons - Home Attendance Avg.

Avg.	Net	G	Year	NCAA
13,181	65,905	5	1996	14th
12,950	77,698	6	1997	11th
12,128	60,639	5	1992	29th
12,098	72,590	6	1999	24th
11,721	58,603	5	1991	--

MSU All-Time Top Home Crowds

18,386	vs. North Dakota (9/13/14)+
17,835	vs. Chadron State (9/12/15)+
16,672	vs. Pittsburg State (8/28/97)+
15,878	vs. Western Illinois (11/2/96)*
15,647	vs. Missouri Southern (9/9/00)+
15,634	vs. Northern Iowa (11/1/97)*
15,579	vs. McNeese State (9/14/91)+
15,547	vs. Northern Iowa (10/16/99)*
15,537	vs. South Dakota (10/18/14)*
15,122	vs. Southern Illinois (10/23/04)*
15,097	vs. Truman State (9/14/96)+
15,038	vs. Northern Iowa (9/26/09)
15,005	vs. Illinois State (9/25/99)
14,911	vs. Northern Iowa (10/18/03)*
14,906	vs. Southern Illinois (10/5/96)

+ Indicates home opener; * Indicates Homecoming

MSU All-Time Top Football Crowds

70,607	at Arkansas (9/3/11)
66,424	at Arkansas (9/3/05)
64,201	at Iowa (9/7/13)
58,847	at Oregon (9/17/11)
55,572	vs. Arkansas (9/5/09), (at Little Rock)
53,946	vs. Arkansas (9/2/00), (at Little Rock)
51,686	at Kansas State (9/24/16)
51,562	at Oklahoma State (9/6/14)
50,131	at Missouri (9/2/17)
50,103	at Oklahoma State (8/30/18)
50,007	at Kansas State (9/1/12)
48,672	at Kansas State (9/11/10)
47,553	at Louisville (9/8/12)
46,825	at Kansas State (9/15/07)
43,388	at Oklahoma State (9/13/08)
42,152	at Oklahoma State (9/13/03)
41,730	at Memphis (9/5/15)
41,393	at Oklahoma State (9/2/06)
40,500	at Kansas (9/14/02)
40,104	at Oklahoma State (9/11/93)
37,500	at Kansas (9/1/01)
37,350	at Oklahoma State (9/16/95)
33,500	at Oklahoma State (8/31/96)
31,124	at Tulsa (8/31/91)

Year-By-Year at Plaster Stadium

Year	Record	Pct.	1981	2-2-0	.500
1941	7-1-0	.875	1982	3-2-0	.600
1942	2-3-1	.417	1983	3-1-0	.750
1945	3-0-1	.875	1984	3-1-1	.700
1946	1-4-0	.200	1985	2-2-1	.500
1947	4-1-1	.755	1986	0-5-0	.000
1948	6-0-0	1.000	1987	3-2-0	.600
1949	3-1-1	.700	1988	3-2-0	.600
1950	2-1-2	.600	1989	6-0-0	1.000
1951	4-2-0	.667	1990	5-1-0	.833
1952	2-3-0	.400	1991	4-1-0	.800
1953	3-3-0	.500	1992	5-0-0	1.000
1954	1-3-0	.250	1993	5-1-0	.833
1955	2-2-1	.500	1994	2-4-0	.333
1956	1-3-0	.250	1995	2-4-0	.333
1957	2-3-0	.400	1996	3-2-0	.600
1958	0-3-0	.000	1997	3-3-0	.500
1959	2-3-0	.400	1998	3-3-0	.500
1960	0-3-0	.000	1999	4-2-0	.667
1961	2-3-0	.400	2000	4-2-0	.667
1962	3-0-1	.875	2001	3-2-0	.600
1963	6-0-0	1.000	2002	3-3-0	.500
1964	4-1-0	.800	2003	3-2-0	.600
1965	4-1-0	.800	2004	5-2-0	.714
1966	4-1-0	.800	2005	4-1-0	.800
1967	0-5-0	.000	2006	2-4-0	.333
1968	2-2-0	.500	2007	5-1-0	.833
1969	0-7-0	.000	2008	1-4-0	.200
1970	0-5-0	.000	2009	3-3-0	.500
1971	1-3-1	.300	2010	5-0-0	1.000
1972	2-3-0	.400	2011	0-4-0	.000
1973	2-3-0	.400	2012	2-3-0	.400
1974	5-0-0	1.000	2013	3-3-0	.500
1975	3-2-0	.600	2014	2-3-0	.400
1976	3-3-0	.500	2015	1-4-0	.200
1977	4-0-1	.900	2016	2-3-0	.400
1978	4-1-0	.800	2017	2-3-0	.400
1979	4-2-0	.667	2018	3-3-0	.500
1980	3-2-0	.600			

Robert W. Plaster Stadium has been the home of Missouri State football since 1941. The 2019 campaign is the Bears' 78th season in Plaster as MSU didn't field a football team for two seasons during World War II.

MSU football moved to its present site in 1930, 10 years before the current stadium was constructed prior to World War II. Before then, the Bears practiced and played games in an area on the northwest corner of the existing campus where Freudenberger House now stands. MSU has a 215-171-12 record for 398 games in Plaster. The Bears have been perfect at home six times, and the club's longest home win streak is 20 games, compiled between 1938 and 1941.

Arthur Briggs

The MSU football facility was known as Briggs Stadium from 1970 until 1991 in honor of MSU athletics pioneer Arthur W. Briggs. When the Missouri State Board of Governors renamed the stadium Plaster Field in 1991, the Board voted to perpetuate the memory of Briggs by changing the name of Belmont Street, just west of the stadium, to Briggs Street; by installing a bust of Briggs at the stadium entrance; by establishing an endowed scholarship fund in his name; and by establishing the Arthur Briggs Award, to be given annually to the top scholar-athlete on the MSU football team.



The first Missouri State athletics director, Briggs held that post from 1912 to 1938 and was physical education department head until he died in 1949. Briggs is the winningest coach in MSU football history, posting a 76-58-11 mark as field boss of the grid Bears from 1912 to 1933. Briggs guided the Bears to unbeaten state title years in 1914 at 6-0 and in 1922 at 7-0. At various times, he coached every sport MSU had, including posting a 105-32 basketball record from 1913 to 1923 in the years when the Bears dominated the "old MIAA." Mr. Briggs went into the MSU Athletics Hall of Fame in 1978 and was one of the charter inductees into the MSU Wall of Fame in 2002.



David Arkin
Los Angeles Rams

Clay Harbor
New Orleans Saints

Dylan Cole
Houston Texans

MSU's history of producing pro football talent dates back to 1945 and extends to today with two NFL Draft selections in recent years -- Clay Harbor to the Philadelphia Eagles in 2010 and David Arkin to the Cowboys in 2011. Harbor finished his eighth season in the NFL and has over 110 career receptions in stints with the Eagles, Jaguars, Patriots, Lions and Saints. Arkin played six seasons in the NFL with the Cowboys, Dolphins and Rams until his retirement in 2016.

Nine additional Bears have earned undrafted free agent contracts over the last nine seasons with Malik Earl signing with the Dallas Cowboys in 2018, Dylan Cole signing with the Houston Texans immediately after the 2017 Draft and Gannon Sinclair signing with the Arizona Cardinals in 2015. Other recent free agent signees include Anthony Grady (Jets) in 2014; 2013 addition Randy Richards (Chargers); 2011 professionals Jermaine Saffold (Browns) and Chris Douglas (Bills); and 2010 rookies Kolby Hurt (Saints) and Jake Duron (Jets).

Cole played 12 games with one start as an NFL rookie in 2017-18, posting 32 tackles and two interceptions with the Houston Texans. The linebacker appeared in eight games with Houston a year ago.

Bears in NFL Draft

Year	Rd.	Pick	Overall	Player	Team
1951	17	4	199	Henry May (OC)	Cardinals
1952	18	12	217	Bob Dees (T)	Rams
1958	25	10	299	Bill Kaczmarek (OC)	49ers
1968	9	7	226	Sam McDowell (T)	Dolphins
1968	16	19	427	Pat Talbert (DT)	Chiefs
1974	2	2	28	Tom Mullen (OG)	Giants
1974	7	25	181	Fred Tabron (RB)	Vikings
1978	11	8	286	Dennis Heim (DT)	Giants
1979	6	22	159	Mike Murphy (LB)	Oilers
1979	7	6	171	Tim Ries (DB)	Oilers
1983	7	22	190	Darrin Newbold (LB)	Jets
1985	9	13	237	Mike Armentrout (DB)	Chiefs
1986	6	21	159	Keith Williams (RB)	Falcons
1997	7	9	210	Mike Miano (DT)	Bears
2000	7	4	210	Brad St. Louis (TE)	Bengals
2010	4	27	125	Clay Harbor (TE)	Eagles
2011	4	13	110	David Arkin (OL)	Cowboys

Likewise, many Bears in recent years have enjoyed extended careers in the Arena Football League and Indoor Football League (IFL), including Jake Duron, Cody Kirby and Tevan Ferguson. Steve Watson appeared in Arena Bowl XXII in 2008 for the San Jose SaberCats. A two-time All-MVFC standout (2003-04), Watson posted 238 tackles in 31 games at MSU and also played for the Columbus Destroyers and Tulsa Talons.

Brad St. Louis played 10 seasons with the Cincinnati Bengals from 2000-09. He starred for MSU at tight end from 1996-99 and played in both the East-West Shrine Game and Hula Bowl after his senior season prior to being drafted by the Bengals. He operated as the Bengals' regular long snapper seven seasons with additional work at tight end.

Former Bear Jason Whittle played 11 NFL seasons from 1998-2008. He signed a free agent contract in the 2003 off-season with then-Super Bowl champion Tampa Bay after five years with the New York

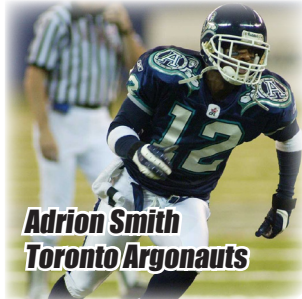
Giants. He returned to the Giants in 2004 and moved to the Minnesota Vikings for the 2006 campaign before joining the Bills in 2007. A standout lineman at MSU from 1994-97, Whittle signed a free agent contract with the Giants in 1998. He became the first MSU Bear to appear in the NFL title game when he saw action in the 2001 Super Bowl with the Giants.

Cornerback Darren Barnett, an all-conference performer as a junior at Missouri State in 2004, was among the Valley and NCAA leaders in interceptions, rejoined the New York Giants for a second year in 2008 after working on the Giants' developmental squad during 2007.

Adrian Smith played 12 seasons in the CFL with his last 10 seasons in Toronto. He was a four-time CFL all-star, posted 51 career interceptions and helped the Argonauts to CFL Grey Cup Championships in 1997 and 2004. He was a four-year starter at MSU from 1990 to 1993 and the MVFC all-time leader in interceptions with 24.



Brad St. Louis
Cincinnati Bengals



Adrian Smith
Toronto Argonauts



Jason Whittle
Buffalo Bills

National Football League

1945	E Charlie Mitchell, Chicago Bears
1951	OC Henry May, Chicago Cardinals
1952	OT Bob Dees, Los Angeles Rams
1953	OT Paul Mullins, New York Giants
1957	OC Ben Koenenman, San Francisco 49ers
1958	OT Bill Kaczmarek, San Francisco 49ers
1961	OT Glenn Sowder, Denver Broncos
1964	OT Rich Johannningmeier, Houston Oilers
1966	DT Pat Talbert, Kansas City Chiefs
1968	OT Sam McDowell, Miami Dolphins
1974	OT Tom Mullen, New York Giants
	FB Tom McIntyre, Houston Oilers
	RB Fred Tabron, Minnesota Vikings
1975	TE Bob Grana, St. Louis Cardinals
1978	DT Dennis Heim, New York Giants
1979	LB Mike Murphy, Houston Oilers
	DB Tim Ries, Houston Oilers
	K Jan Stahle, Houston Oilers
	LB Chris Sella, New Orleans Saints
1983	FB John Finders, Dallas Cowboys
1985	FS Mike Armentrout, Kansas City Chiefs
	DT Rick Fulton, New York Giants
1986	HB Keith Williams, Atlanta Falcons
	OT Brad Sellenriek, Green Bay Packers
1987	LB Steve Ache, Minnesota Vikings
1988	LB Matt Soraghan, Green Bay Packers
1991	FB Eric Jenkins, Miami Dolphins
	OG Chris Reed, Chicago Bears
	RB Tony Gilbert, New York Giants
1992	FS Marcus Shipp, Cincinnati Bengals
1993	DE Rick Perry, Detroit Lions
1994	CB Adrian Smith, Cleveland Browns
1997	DT Mike Miano, Chicago Bears
	K Wayne Boyer, San Diego Chargers
1998	OT Brad Kubik, Kansas City Chiefs
	OT Jason Whittle, New York Giants
2000	TE Brad St. Louis, Cincinnati Bengals
	LB John Eskridge, New England Patriots
	K Travis Brawner, Green Bay Packers
2001	DT Luis Almanzar, Pittsburgh Steelers
	OG James Broyles, Kansas City Chiefs
2002	FB Demetrius Smith, New Orleans Saints
2003	FB Nate Schurman, New Orleans Saints
	S Kailan Williams, St. Louis Rams
2007	CB Darren Barnett, New York Giants
2010	TE Clay Harbor, Philadelphia Eagles
2011	OL David Arkin, Dallas Cowboys
	LB Kolby Hurt, New Orleans Saints
	OL Jake Duron, New York Jets
2012	WR Jermaine Saffold, Cleveland Browns
	RB Chris Douglas, Buffalo Bills
2013	OL Randy Richards, San Diego Chargers
2014	DL Anthony Grady, New York Jets
2015	TE Gannon Sinclair, Arizona Cardinals
2017	LB Dylan Cole, Houston Texans
2018	WR Malik Earl, Dallas Cowboys

Canadian Football League

1981	S Joe Kubik, Ottawa Roughriders
1988	LB Ken Braden, Ottawa Roughriders
1990	CB Karl Anthony, Calgary Stampeders
	RB Phillip Collins, Calgary Stampeders
1991	DE Michael Fox, Calgary Stampeders
	QB DeAndre Smith, Calgary Stampeders
1994	QB Phil Johnson, British Columbia Lions
	CB Adrian Smith, Hamilton Tiger Cats
1996	LB DeLaun Fowler, Ottawa Roughriders
2003	TB Eddie Linscomb, British Columbia Lions
2007	S Mike Radon, Hamilton Tiger Cats
2011	QB Cody Kirby, Edmonton Eskimos
2014	OL Randy Richards, Winnipeg Blue Bombers

Arena/Indoor Football Leagues

1987	LB Steve Ache, Pittsburgh Gladiators
2000	WR Tacoma Fontaine, Austin Wranglers
2000	LB Corky Martin, Tulsa Talons
2000	WR Jeff Hewitt, Quad Cities Steamwheelers
2002	DT Luis Almanzar, Los Angeles Avengers
2003	DT Jimmy Williams, San Diego Riptide
2005	OC Brad Durham, Peoria Pirates
2005	WR Steven Rush, Memphis Xplorers
2007	LB Steve Watson, San Jose SaberCats
2008	DB Greg Lovely, San Jose SaberCats
2012	OL Jake Duron, Georgia Force
2013	QB Cody Kirby, Chicago Slaughter
2014	DL Tevan Ferguson, Sioux Falls Storm

United States Football League

1983	LB Mike Murphy, Birmingham Stallions
	FB Bill Hedgepath, Tampa Bay Bandits
	DB Chris Sella, Oakland Invaders
1984	DE Darrin Newbold, Oklahoma Outlaws
	LB John Harvey, Oklahoma Outlaws



OPPONENTS



NORTHERN ARIZONA // Thu., Aug. 29 // 8:00 p.m. // MSU leads series 1-0



2019 Schedule

8/29.....	Missouri State.....	6:00 p.m.
9/7.....	at Arizona.....	7:45 p.m.
9/14.....	Western New Mexico.....	4:00 p.m.
9/21.....	at Illinois State.....	4:30 p.m.
9/28.....	at Montana State*.....	12:00 p.m.
10/5.....	Northern Colorado*.....	4:00 p.m.
10/19.....	at Weber State*.....	1:00 p.m.
10/26.....	Portland State* (HC).....	4:00 p.m.
11/2.....	at Eastern Washington*.....	1:00 p.m.
11/9.....	Sacramento State*.....	2:00 p.m.
11/16.....	at Southern Utah*.....	2:00 p.m.
11/23.....	Idaho*.....	2:00 p.m.

HC - Homecoming;

* - Conference Game; All game times are MST (local to Flagstaff)

Football Information

All-Time Record (yrs.).....	466-459-23 (104 yrs.)
2018 Record.....	4-6
Home Away.....	3-2 1-4
Conference (Place).....	3-4 Big Sky (8th)
Starters Returning/Lost.....	20/5
Lettermen Returning/Lost.....	35/17



Head Coach
Chris Ball
(Mo. Western, 1987)
1st season



Quarterback
Case Cookus
Senior
Thous. Oaks, Calif.

University Information

Location.....	Flagstaff, Ariz.
University President.....	Dr. Rita Cheng
Enrollment (Fall 2018).....	31,057
School Colors.....	Blue and Gold
National Affiliation.....	NCAA Division I (FCS)
Conference.....	Big Sky

Athletics Information

Athletics Nickname.....	Lumberjacks
Director of Athletics.....	Mike Marlow
Athletics Web Site.....	nauathletics.com
Ticket Office.....	(928) 523-0639

Football SID.....	Randy Press
Email.....	Randy.Press@nau.edu
Office Phone.....	(928) 523-6792
Cell Phone.....	(303) 908-0439
Press Box Phone.....	(928) 523-7729
Secondary Contact.....	Stayson Isobe
Email.....	Stayson.Isobe@nau.edu
Social.....	@NAU_Football @NAUFootball
Home Facility (Capacity).....	J. Lawrence Skydome (10,000)

TULANE UNIVERSITY // Sat., Sept. 14 // 7:00 p.m. // First meeting



2019 Schedule

8/29.....	Florida International.....	7:00 p.m.
9/7.....	at Auburn.....	6:30 p.m.
9/14.....	Missouri State.....	7:00 p.m.
9/19.....	Houston*.....	7:00 p.m.
10/5.....	at Army West Point.....	11:00 a.m.
10/12.....	UCONN*.....	TBA
10/19.....	at Memphis*.....	TBA
10/26.....	at Navy*.....	2:30 p.m.
11/2.....	Tulsa* (HC).....	TBA
11/16.....	at Temple*.....	TBA
11/23.....	UCF*.....	TBA
11/30.....	at SMU*.....	TBA

HC - Homecoming;

* - Conference Game; All game times are Central

Football Information

All-Time Record (yrs.).....	525-647-38 (125 yrs.)
2018 Record.....	7-6
Home Away.....	4-2 2-4
Conference (Place).....	5-3 American West (11st)
Starters Returning/Lost.....	17/8
Lettermen Returning/Lost.....	76/20



Head Coach
Willie Fritz
(Pitt State, 1983)
16-21, 4th season



Defensive End
Patrick Johnson
Junior
Chattanooga, Tenn.

University Information

Location.....	New Orleans, La.
University President.....	Michael A. Fitts
Enrollment (Fall 2018).....	13,581
School Colors.....	Olive Green and Sky Blue
National Affiliation.....	NCAA Division I (FBS)
Conference.....	American Athletic Conference

Athletics Information

Athletics Nickname.....	Green Wave
Director of Athletics.....	Larry Lyons
Athletics Web Site.....	tulanegreenwave.com
Ticket Office.....	(504) 861-9283

Football SID.....	Tom Symonds
Email.....	tsymonds@tulane.edu
Office Phone.....	(504) 862-8249
Cell Phone.....	(504) 407-7349
Press Box Phone.....	(504) 314-7490
Secondary Contact.....	Evan Drexler
Email.....	edrexler@tulane.edu
Social.....	@GreenWaveFB @TulaneFootball
Home Facility (Capacity).....	Yulman Stadium (30,000)

KENNESAW STATE // Sat., Sept. 21 // 2:00 p.m. // First meeting



2019 Schedule

8/31.....	Point.....	6:00 p.m.
9/7.....	at Kent State.....	12:00 p.m.
9/14.....	at Alabama State.....	6:00 p.m.
9/21.....	at Missouri State.....	3:00 p.m.
9/28.....	Reinhardt.....	6:00 p.m.
10/12.....	Charleston Southern* (HC).....	3:00 p.m.
10/19.....	at Presbyterian*.....	2:30 p.m.
10/26.....	North Alabama.....	3:00 p.m.
11/2.....	Monmouth*.....	2:00 p.m.
11/9.....	at Campbell*.....	1:00 p.m.
11/16.....	at Hampton*.....	1:00 p.m.
11/23.....	Gardner-Webb*.....	2:00 p.m.

HC - Homecoming;

* - Conference Game; All game times are Eastern

Football Information

All-Time Record (yrs.).....	37-12 (4 yrs.)
2018 Record.....	11-2
Home Away.....	6-1 4-1
Conference (Place).....	5-0 Big South (1st)
Starters Returning.....	11
Lettermen Returning/Lost.....	46/28



Head Coach
Brian Bohannon
(Georgia, 1993)
37-12, 5th season



Linebacker
Bryson Armstrong
Junior
Marietta, Ga.

University Information

Location.....	Kennesaw, Ga.
University President.....	Dr. Pamela Whitten
Enrollment (Fall 2018).....	35,000
School Colors.....	Black and Gold
National Affiliation.....	NCAA Division I (FCS)
Conference.....	Big South Conference

Athletics Information

Athletics Nickname.....	Owls
Director of Athletics.....	Milton Overton
Athletics Web Site.....	ksuowls.com
Ticket Office.....	(470) 578-4849

Football SID.....	David Beall
Email.....	jbeall2@kennesaw.edu
Office Phone.....	(470) 578-7872
Cell Phone.....	(404) 513-9272
Press Box Phone.....	(470) 578-4849
Secondary Contact.....	Aury St. Germain
Email.....	astgerm1@kennesaw.edu
Social.....	@KennesawStFB @KennesawStateFootball
Home Facility (Capacity).....	Fifth Third Bank Stadium (8,300)



WESTERN ILLINOIS // Sat., Oct. 5 // 3:00 p.m. // WIU leads series 18-17-1



2019 Schedule

8/29..... at North Alabama.....	7:00 p.m.
9/7..... at Colorado State.....	3:00 p.m.
9/14..... Montana State.....	3:00 p.m.
9/21..... Tennessee Tech.....	3:00 p.m.
10/5..... Missouri State* (HC).....	3:00 p.m.
10/12..... at Indiana State*.....	12:00 p.m.
10/19..... Illinois State*.....	1:00 p.m.
10/26..... at Youngstown State*.....	1:00 p.m.
11/2..... South Dakota*.....	1:00 p.m.
11/9..... at North Dakota State*.....	2:30 p.m.
11/16..... Southern Illinois*.....	1:00 p.m.
11/23..... at Northern Iowa*.....	1:00 p.m.

HC - Homecoming;

* - Conference Game; All game times are Central

Football Information

All-Time Record (yrs.)	549-478-36 (114 yrs.)
2018 Record	5-6
Home Away	3-2 2-4
Conference (Place)	4-4 MVFC (5th)
Starters Returning/Lost.....	11/14
Lettermen Returning/Lost.....	40/25



Head Coach
Jared Elliot
(Miami (OH), 2007)
5-6, 2nd season



Running Back
Clint Ratkovich
Junior
Crete, Ill.

University Information

Location	Macomb, Ill.
University President.....	Martin Abraham (interim)
Enrollment (Fall 2018)	8,502
School Colors	Purple and Gold
National Affiliation	NCAA Division I (FCS)
Conference	Missouri Valley Football Conference

Athletics Information

Athletics Nickname.....	Fighting Leathernecks
Director of Athletics.....	Danielle Surprenant
Athletics Web Site	GoLeathernecks.com
Ticket Office.....	(309) 298-1190
Football SID.....	Monyae Williamson
Email	ms-williamson@wiu.edu
Office Phone	(309) 298-1133
Cell Phone	(904) 755-3669
Press Box Phone	(309) 298-1255 / 1604
Secondary Contact.....	Danny Frey
Email	dd-frey@wiu.edu
Social.....	@WIUFootball @LeatherneckFootball
Home Facility (Capacity)	Hanson Field (16,368)

SOUTH DAKOTA // Sat., Oct. 12 // 2:00 p.m. // USD leads series 3-2



2019 Schedule

8/31..... Montana.....	2:00 p.m.
9/7..... at Oklahoma.....	6:00 p.m.
9/14..... Houston Baptist.....	2:00 p.m.
9/21..... at Northern Colorado.....	3:00 p.m.
10/5..... Indiana State* (HC).....	2:00 p.m.
10/12..... at Missouri State*.....	2:00 p.m.
10/19..... at Northern Iowa*.....	4:00 p.m.
10/26..... Southern Illinois*.....	4:00 p.m.
11/2..... at Western Illinois*.....	1:00 p.m.
11/9..... Youngstown State*.....	2:00 p.m.
11/16..... at North Dakota State*.....	2:30 p.m.
11/23..... South Dakota State*.....	2:00 p.m.

HC - Homecoming;

* - Conference Game; All game times are Central

Football Information

All-Time Record (yrs.)	540-534-36 (123 yrs.)
2018 Record	4-7
Home Away	3-2 1-5
Conference (Place)	3-5 MVFC (16th)
Starters Returning/Lost.....	15/11
Lettermen Returning/Lost.....	52/19



Head Coach
Bob Nielson
(Wartburg, 1982)
16-19, 4th season



Defensive Line
Darin Greenfield
Senior
Sheldon, Iowa

University Information

Location	Vermillion, S.D.
University President.....	Sheila Gestring
Enrollment (Fall 2018)	10,066
School Colors	Red and White
National Affiliation	NCAA Division I (FCS)
Conference	Missouri Valley Football Conference

Athletics Information

Athletics Nickname.....	Coyotes
Director of Athletics.....	David Herbst
Athletics Web Site	goyotes.com
Ticket Office.....	(605) 677-5959
Football SID.....	Bryan Boettcher
Email	bryan.boettcher@usd.edu
Office Phone	(605) 658-5544
Cell Phone	(563) 260-4316
Press Box Phone	(563) 260-4316
Social.....	@SDCoyotes @SDCoyotesFB
Home Facility (Capacity)	Dakota Dome (10,000)

NORTH DAKOTA STATE // Sat., Oct. 19 // 2:30 p.m. // NDSU leads series 9-2



2019 Schedule

8/31..... at Butler.....	3:00 p.m.
9/7..... North Dakota.....	2:30 p.m.
9/14..... at Delaware.....	12:00 p.m.
9/21..... UC Davis.....	2:30 p.m.
10/5..... at Illinois State*.....	12:00 p.m.
10/12..... Northern Iowa* (HC).....	1:00 p.m.
10/19..... Missouri State*.....	2:30 p.m.
10/26..... at South Dakota State*.....	2:00 p.m.
11/2..... at Youngstown State*.....	5:00 p.m.
11/9..... Western Illinois*.....	2:30 p.m.
11/16..... South Dakota*.....	2:30 p.m.
11/23..... at Southern Illinois*.....	2:00 p.m.

HC - Homecoming;

* - Conference Game; All game times are Central

Football Information

All-Time Record (yrs.)	725-371-34 (122 yrs.)
2018 Record	15-0
Home Away	10-0 4-0
Conference (Place)	8-0 MVFC (1st)
Starters Returning/Lost.....	7/15
Lettermen Returning/Lost.....	39/22



Head Coach
Matt Entz
(Wartburg, 1995)
1st season



Free Safety
James Hendricks
Senior
Bemidji, Minn.

University Information

Location	Fargo, N.D.
University President.....	Dr. Dean L. Bresciani
Enrollment (Fall 2018)	13,796
School Colors	Yellow and Green
National Affiliation	NCAA Division I (FCS)
Conference	Missouri Valley Football Conference

Athletics Information

Athletics Nickname.....	Bison
Director of Athletics.....	Matt Larson
Athletics Web Site	GoBison.com
Ticket Office.....	(888) 231-6378
Football SID.....	Ryan Perreault
Email	Ryan.Perreault@ndsu.edu
Office Phone	(701) 231-8331
Cell Phone	(701) 793-0521
Press Box Phone	(701) 298-2600
Social.....	@NDSUFootball @NDBison
Home Facility (Capacity)	Fargodome (18,700)



NORTHERN IOWA // Sat., Oct. 26 // 2:00 p.m. // UNI leads series 34-5



2019 Schedule

8/31..... at Iowa State.....	11:00 a.m.
9/7..... Southern Utah.....	4:00 p.m.
9/21..... Idaho State.....	4:00 p.m.
9/28..... at Weber State.....	7:00 p.m.
10/5..... Youngstown State* (HC).....	4:00 p.m.
10/12..... at North Dakota State*.....	1:00 p.m.
10/19..... South Dakota*.....	4:00 p.m.
10/26..... at Missouri State*.....	2:00 p.m.
11/2..... at Illinois State*.....	12:00 p.m.
11/9..... Indiana State*.....	4:00 p.m.
11/16..... South Dakota State*.....	2:00 p.m.
11/23..... Western Illinois*.....	1:00 p.m.

HC - Homecoming;


* - Conference Game; All game times are Central

Football Information

All-Time Record (yrs.)	670-421-47 (124 yrs.)
2018 Record	7-6
Home Away	5-2 2-4
Conference (Place)	5-3 MVFC (3rd)
Starters Returning/Lost.....	16/11
Lettermen Returning/Lost.....	49/21



Head Coach
Mark Farley
(UNI, 1987)
149-78, 18th season



Tight End
Briley Moore
Senior
Blue Springs, Mo.

University Information

Location	Cedar Falls, Iowa
University President.....	Mary Nook
Enrollment (Fall 2018)	11,212
School Colors	Purple and Old Gold
National Affiliation	NCAA Division I (FCS)
Conference	Missouri Valley Football Conference

Athletics Information

Athletics Nickname	Panthers
Director of Athletics.....	David Harris
Athletics Web Site	UNIPanthers.com
Ticket Office.....	(319) 273-4849
Football SID.....	Jerek Wolcott
Email	jerek.wolcott@uni.edu
Office Phone	(319) 237-5456
Cell Phone	(406) 422-7581
Press Box Phone	(319) 273-6311
Social.....	@UNIFootball @UNIPantherFootball
Home Facility (Capacity)	UNI Dome (16,324)

SOUTH DAKOTA STATE // Sat., Nov. 2 // 2:00 p.m. // SDSU leads series 10-1



2019 Schedule

8/29..... at Minnesota.....	8:00 p.m.
9/7..... Long Island University.....	6:00 p.m.
9/14..... Drake.....	1:00 p.m.
9/21..... Southern Utah.....	6:00 p.m.
10/5..... Southern Illinois* (HC).....	2:00 p.m.
10/12..... at Youngstown State*.....	5:00 p.m.
10/19..... at Indiana State*.....	12:00 p.m.
10/26..... North Dakota State*.....	2:00 p.m.
11/2..... at Missouri State*.....	2:00 p.m.
11/9..... Illinois State*.....	2:00 p.m.
11/16..... Northern Iowa*.....	2:00 p.m.
11/23..... at South Dakota*.....	2:00 p.m.

HC - Homecoming;

* - Conference Game; All game times are Central

Football Information

All-Time Record (yrs.)	593-460-38 (120 yrs.)
2018 Record	10-3
Home Away	7-0 3-3
Conference (Place)	6-2 MVFC (2nd)
Starters Returning/Lost.....	17/8
Lettermen Returning/Lost.....	46/15



Head Coach
John Stiegelmeier
(SDSU, 1979)
158-100, 22nd season



Running Back
Mikey Daniel
Senior
Brookings, S.D.

University Information

Location	Brookings, S.D.
University President.....	Dr. Barry H. Dunn
Enrollment (Fall 2018)	12,527
School Colors	Yellow and Blue
National Affiliation	NCAA Division I (FCS)
Conference	Missouri Valley Football Conference

Athletics Information

Athletics Nickname	Jackrabbits
Director of Athletics.....	Justin Sell
Athletics Web Site	GoJacks.com
Ticket Office.....	(605) 688-5422
Football SID.....	Jason Hove
Email	Jason.Hove@sdsstate.edu
Office Phone	(605) 688-4623
Cell Phone	(605) 695-1827
Press Box Phone	(605) 688-4623
Social.....	@GoJacksFB @SDSUJacks.Football
Home Facility (Capacity)	Dana J. Dykhouse Stad. (19,340)

SOUTHERN ILLINOIS // Sat., Nov. 9 // 2:00 p.m. // SIU leads series 21-20



2019 Schedule

8/29..... at SEMO.....	6:30 p.m.
9/7..... at UMASS.....	2:30 p.m.
9/14..... UT Martin.....	6:00 p.m.
9/21..... at Arkansas State.....	6:00 p.m.
10/5..... at South Dakota State*.....	2:00 p.m.
10/12..... Illinois State*.....	6:00 p.m.
10/19..... Youngstown State* (HC).....	2:00 p.m.
10/26..... at South Dakota*.....	4:00 p.m.
11/2..... at Indiana State*.....	12:00 p.m.
11/9..... Missouri State*.....	2:00 p.m.
11/16..... at Western Illinois*.....	1:00 p.m.
11/23..... North Dakota State*.....	2:00 p.m.

HC - Homecoming;

* - Conference Game; All game times are Central

Football Information

All-Time Record (yrs.)	449-528-32 (103 yrs.)
2018 Record	2-9
Home Away	0-5 2-4
Conference (Place)	1-7 MVFC (10th)
Starters Returning	16
Lettermen Returning.....	50



Head Coach
Nick Hall
(SIU, 2008)
10-23, 4th season



Safety
Jeremy Chinn
Senior
Fishers, Ind.

University Information

Location	Carbondale, Ill.
University President.....	J. Kevin Dorsey
Enrollment (Fall 2018)	12,817
School Colors	Maroon and White
National Affiliation	NCAA Division I (FCS)
Conference	Missouri Valley Football Conference

Athletics Information

Athletics Nickname	Salukis
Director of Athletics.....	Jerry Kill
Athletics Web Site	SIUSalukis.com
Ticket Office.....	(618) 453-3332
Football SID.....	Tom Weber
Email	tomweber@siu.edu
Office Phone	(618) 453-7235
Cell Phone	(618) 528-1111
Press Box Phone	(618) 453-1980
Social.....	@SIU_Football @SalukiFootball
Home Facility (Capacity)	Saluki Stadium (15,000)



ILLINOIS STATE // Sat. Nov. 16 // 12:00 p.m. // ILST leads series 21-17-1



2019 Schedule


8/31..... at Northern Illinois	6:00 p.m.
9/7..... Morehead State	6:30 p.m.
9/14..... at Eastern Illinois	2:00 p.m.
9/21..... Northern Arizona	6:30 p.m.
10/5..... North Dakota State*	12:00 p.m.
10/12..... at Southern Illinois*	6:00 p.m.
10/19..... at Western Illinois*	1:00 p.m.
10/26..... Indiana State* (HC)	2:00 p.m.
11/2..... Northern Iowa*	12:00 p.m.
11/9..... at South Dakota State*	2:00 p.m.
11/16..... Missouri State*	12:00 p.m.
11/23..... at Youngstown State*	11:00 a.m.

HC - Homecoming;


* - Conference Game; All game times are Central

Football Information

All-Time Record (yrs.)	505-543-68 (123 yrs.)
2018 Record	6-5
Home Away	5-1 1-4
Conference (Place)	3-5 MVFC (16th)
Starters Returning/Lost	16/6
Lettermen Returning/Lost	39/18



Head Coach
Brock Spack
(Purdue, 1983)
68-40, 10th season



Quarterback
Brady Davis
Senior
Columbus, Miss.

University Information

Location	Normal, Ill.
University President	Dr. Larry Dietz
Enrollment (Fall 2018)	20,784
School Colors	Red and White
National Affiliation	NCAA Division I (FCS)
Conference	Missouri Valley Football Conference

Athletics Information

Athletics Nickname	Redbirds
Director of Athletics	Larry Lyons
Athletics Web Site	GoRedbirds.com
Ticket Office	(309) 438-8000
Football SID	Mike Williams
Email	mcwilli@ilstu.edu
Office Phone	(309) 438-7748
Cell Phone	(309) 825-8828
Press Box Phone	(309) 438-2272 / 2280
Social	@ISURedbirds @RedbirdFB
Home Facility (Capacity)	Hancock Stadium (13,391)

INDIANA STATE // Sat., Nov. 23 // 2:00 p.m. // MSU leads series 20-13



2019 Schedule

8/31..... at Kansas	12:00 p.m.
9/7..... Dayton	1:00 p.m.
9/14..... Eastern Kentucky	1:00 p.m.
9/21..... Eastern Illinois	1:00 p.m.
10/5..... at South Dakota*	3:00 p.m.
10/12..... Western Illinois* (HC)	1:00 p.m.
10/19..... South Dakota State*	1:00 p.m.
10/26..... at Illinois State*	3:00 p.m.
11/2..... Southern Illinois*	1:00 p.m.
11/9..... at Northern Iowa*	5:00 p.m.
11/16..... Youngstown State*	1:00 p.m.
11/23..... at Missouri State*	3:00 p.m.

HC - Homecoming;


* - Conference Game; All game times are Eastern

Football Information

All-Time Record (yrs.)	391-532-23 (106 yrs.)
2018 Record	7-4
Home Away	3-2 4-2
Conference (Place)	5-3 MVFC (13rd)
Starters Returning/Lost	17/8
Lettermen Returning/Lost	44/26



Head Coach
Curt Mallory
(Michigan, 1992)
7-15, 3rd season



Linebacker
Jonas Griffith
R-Senior
Louisville, Ky.

University Information

Location	Terre Haute, Ind.
University President	Dr. Deborah Curtis
Enrollment (Fall 2018)	13,584
School Colors	Royal Blue and White
National Affiliation	NCAA Division I (FCS)
Conference	Missouri Valley Football Conference

Athletics Information

Athletics Nickname	Sycamores
Director of Athletics	Sherard Clinkscales
Athletics Web Site	GoSycamores.com
Ticket Office	(812) 237-3737
Football SID	Tim McCaughan
Email	Timothy.McCaughan@indstate.edu
Office Phone	(812) 237-4159
Press Box Phone	(812) 237-3676
Secondary Contact	Ace Hunt
Email	Ace.Hunt@indstate.edu
Social	@IndStFB @SycamoreFootball
Home Facility (Capacity)	Memorial Stadium (12,764)

YOUNGSTOWN STATE // Teams not playing this season // YSU leads series 13-5



2019 Schedule

8/24..... Samford	3:00 p.m.
9/7..... Howard	2:00 p.m.
9/14..... Duquesne	2:00 p.m.
9/28..... Robert Morris	6:00 p.m.
10/5..... at UNI*	5:00 p.m.
10/12..... South Dakota State* (HC)	6:00 p.m.
10/19..... at Southern Illinois*	3:00 p.m.
10/26..... Western Illinois*	2:00 p.m.
11/2..... North Dakota State*	6:00 p.m.
11/9..... at South Dakota*	3:00 p.m.
11/16..... at Indiana State*	1:00 p.m.
11/23..... Illinois State*	12:00 p.m.

HC - Homecoming;

* - Conference Game; All game times are Eastern

Football Information

All-Time Record (yrs.)	480-326-17 (78 yrs.)
2018 Record	4-7
Home Away	4-2 0-5
Conference (Place)	3-5 MVFC (16th)
Starters Returning/Lost	9/16
Lettermen Returning/Lost	39/24



Head Coach
Bo Pelini
Ohio State, 1994
27-21, 5th season



Cornerback
Bryce Gibson
Junior
Johnstown, Pa.

University Information

Location	Youngstown, Ohio
University President	Jim Tressel
Enrollment (Fall 2018)	12,801
School Colors	Red and White
National Affiliation	NCAA Division I (FCS)
Conference	Missouri Valley Football Conference

Athletics Information

Athletics Nickname	Penguins
Director of Athletics	Ron Strollo
Athletics Web Site	ysusports.com
Ticket Office	(330) 941-1978
Football SID	Trevor Parks
Email	tparks@ysu.edu
Office Phone	(330) 941-3192
Cell Phone	(330) 402-3289
Press Box Phone	(330) 941-7233
Social	@YoungstownStFB @YoungstownStateFootball
Home Facility (Capacity)	Stambaugh Stadium (20,630)



Series History vs. 2019 Opponents

Northern Arizona (1-0)

9/15/2018...at Plaster StadiumW, 40-8
 ■ PF 40; PA - 8
 ■ MSU is 1-0 at home, 0-0 in Flagstaff

Tulane (first meeting)

■ PF 0; PA - 0
 ■ MSU is 0-0 at home, 0-0 in New Orleans

Kennesaw State (first meeting)

■ PF 0; PA - 0
 ■ MSU is 0-0 at home, 0-0 in Kennesaw

Western Illinois (17-18-1)

9/26/1981...at Macomb, Ill.L, 9-19
 10/16/1982...at Plaster FieldW, 35-16
 9/10/1983...at Macomb, Ill.W, 21-9
 9/8/1984...at Plaster FieldT, 13-13
 11/2/1985...at Macomb, Ill.W, 27-17
 9/20/1986...at Plaster FieldL, 10-27
 9/26/1987...at Macomb, Ill.L, 19-20
 9/17/1988...at Plaster FieldL, 31-35
 9/16/1989...at Macomb, Ill.W, 31-24
 10/27/1990...at Plaster FieldW, 35-14
 10/12/1991...at Macomb, Ill.L, 21-26
 10/3/1992...at Plaster FieldW, 16-13
 11/6/1993...at Macomb, Ill.W, 21-18
 10/1/1994...at Plaster Field [ot]L, 24-31
 10/21/1995...at Macomb, Ill.W, 13-7
 11/2/1996...at Plaster FieldL, 17-23
 10/25/1997...at Macomb, Ill.L, 7-37
 10/10/1998...at Plaster FieldL, 13-20
 10/2/1999...at Macomb, Ill.W, 27-17
 10/14/2000...at Plaster FieldL, 10-14
 10/27/2001...at Macomb, Ill.W, 43-28
 11/2/2002...at Plaster FieldL, 23-28
 11/15/2003...at Macomb, Ill.L, 42-63
 10/2/2004...at Plaster FieldW, 36-31
 11/12/2005...at Macomb, Ill.L, 24-34
 11/11/2006...at Plaster FieldW, 24-21
 10/13/2007...at Macomb, Ill.L, 10-31
 10/14/2008...at Plaster FieldL, 21-33
 10/17/2009...at Macomb, Ill.W, 17-16
 10/22/2010...at Plaster FieldW, 31-38
 10/22/2011...at Macomb, Ill.W, 31-17
 10/27/2012...at Plaster FieldW, 42-3
 10/26/2013...at Macomb, Ill.W, 38-27
 10/15/2016...at Plaster FieldL, 35-38
 10/14/2017...at Macomb, Ill.L, 30-49
 10/20/2018...at Plaster StadiumL, 14-31
 ■ PF - 861 (23.9); PA - 888 (24.7)
 ■ Shutouts - Bears 0, Western Illinois 0
 ■ MSU is 7-10-1 at home, 10-8 in Macomb

South Dakota (2-3)

10/13/2012...at Plaster StadiumW, 27-24
 10/5/2013...at Vermillion, S.D.L, 14-17
 10/18/2014...at Plaster StadiumW, 31-12
 10/24/2015...at Vermillion, S.D.L, 10-40
 10/6/2018...at Vermillion, S.D.L 28-35
 ■ PF - 110 (22.0); PA - 128 (25.6)
 ■ Shutouts - Bears 0, South Dakota 0
 ■ MSU is 2-0 at home, 0-3 in Vermillion

North Dakota State (2-9)

11/15/2008...at Plaster StadiumL, 27-48
 10/24/2009...at Fargo, N.D.W, 21-17
 11/20/2010...at Plaster StadiumW, 3-0
 10/15/2011...at Fargo, N.D.L, 21-51
 11/3/2012...at Plaster FieldL, 17-21
 10/12/2013...at Fargo, N.D.L, 26-41
 11/15/2014...at Plaster StadiumL, 10-45
 11/21/2015...at Fargo, N.D.L, 0-55
 10/8/2016...at Plaster StadiumL, 3-27
 9/30/2017...at Fargo, N.D.L, 11-38
 11/10/2018...at Plaster StadiumL 7-48
 ■ PF - 146 (13.3); PA - 391 (35.5)
 ■ Shutouts - Bears 1, North Dakota State 1
 ■ MSU is 1-5 at home, 1-4 in Fargo

Northern Iowa (5-34)

10/25/1980...at Cedar Falls, IowaL, 0-41
 10/24/1981...at Plaster StadiumL, 17-20
 9/11/1982...at Cedar Falls, IowaL, 0-10
 9/17/1983...at Plaster StadiumW, 35-13
 9/22/1984...at Cedar Falls, IowaL, 10-24
 9/21/1985...at Plaster StadiumL, 17-38
 9/27/1986...at Cedar Falls, IowaL, 3-45
 11/7/1987...at Plaster StadiumL, 13-17
 9/24/1988...at Cedar Falls, IowaW, 26-9
 9/30/1989...at Plaster StadiumW, 37-22
 11/3/1990...at Cedar Falls, IowaL, 17-20
 11/2/1991...at Plaster StadiumL, 0-22
 11/21/1992...at Cedar Falls, IowaL, 12-37
 10/2/1993...at Plaster StadiumL, 14-14
 9/17/1994...at Cedar Falls, IowaL, 7-12
 10/28/1995...at Plaster StadiumL, 17-19
 10/19/1996...at Cedar Falls, IowaL, 31-38
 11/1/1997...at Plaster StadiumL, 22-23
 10/3/1998...at Cedar Falls, IowaW, 24-21
 10/16/1999...at Plaster StadiumL, 17-29
 10/28/2000...at Cedar Falls, IowaL, 13-31
 10/6/2001...at Plaster StadiumL, 3-27
 10/26/2002...at Cedar Falls, IowaL, 24-25
 10/18/2003...at Plaster StadiumL, 20-26
 10/30/2004...at Cedar Falls, IowaL, 20-42
 10/8/2005...at Plaster StadiumW, 24-21
 10/7/2006...at Cedar Falls, IowaL, 7-38

11/3/2007...at Plaster StadiumL, 17-38
 11/8/2008...at Cedar Falls, IowaL, 0-42
 9/26/2009...at Plaster StadiumL, 7-35
 11/13/2010...at Cedar Falls, IowaL, 14-38
 10/1/2011...at Plaster StadiumL, 7-42
 11/17/2012...at Cedar Falls, IowaL, 13-38
 11/16/2013...at Plaster StadiumL, 10-17
 11/22/2014...at Cedar Falls, IowaL, 24-38
 11/14/2015...at Plaster StadiumL, 0-41
 10/22/2016...at Cedar Falls, IowaL, 35-38
 11/11/2017...at Plaster StadiumL, 10-25
 11/17/2018...at Cedar Falls, IowaL, 0-37
 ■ PF - 567 (14.5); PA - 1,113 (28.5)
 ■ Shutouts - UNI 6, Bears 0
 ■ MSU is 3-16 at home, 2-18 in Cedar Falls

South Dakota State (1-10)

11/1/2008...at Brookings, S.D.L, 13-43
 10/10/2009...at Plaster StadiumL, 17-24
 11/6/2010...at Brookings, S.D.L, 10-31
 10/29/2011...at Plaster StadiumL, 36-43
 9/29/2012...at Brookings, S.D.L, 7-17
 10/19/2013...at Plaster StadiumW, 35-21
 10/11/2014...at Brookings, S.D.L, 28-32
 10/31/2015...at Plaster StadiumL, 0-39
 11/5/2016...at Brookings, S.D.L, 24-29
 10/21/2017...at Plaster StadiumL, 30-62
 11/3/2018...at Brookings, S.D.L, 7-59
 ■ PF - 207 (18.8); PA - 400 (36.4)
 ■ Shutouts - South Dakota State 1, Bears 0
 ■ MSU is 1-4 at home, 0-6 in Brookings

Southern Illinois (20-21)

11/20/1965...at Plaster StadiumL, 6-19
 11/19/1967...at Carbondale, Ill.L, 0-19
 11/22/1968...at St. Louis (Busch II)L, 6-68
 11/22/1969...at Carbondale, Ill.L, 7-41
 11/13/1982...at Plaster StadiumL, 7-28
 10/15/1983...at Carbondale, Ill.L, 6-24
 11/10/1984...at Plaster StadiumW, 31-6
 9/7/1985...at Carbondale, Ill.W, 40-28
 11/1/1986...at Plaster StadiumL, 14-35
 9/12/1987...at Carbondale, Ill.W, 18-13
 11/5/1988...at Plaster StadiumW, 28-24
 10/21/1989...at Carbondale, Ill.W, 31-25
 10/6/1990...at Plaster StadiumW, 31-7
 10/5/1991...at Carbondale, Ill.W, 17-13
 11/7/1992...at Plaster StadiumW, 51-12
 10/23/1993...at Carbondale, Ill.W, 22-17
 11/5/1994...at Plaster StadiumW, 33-27
 10/14/1995...at Carbondale, Ill. [ot]L, 30-33
 10/5/1996...at Plaster StadiumW, 24-17
 10/4/1997...at Carbondale, Ill.W, 36-35
 10/31/1998...at Plaster StadiumW, 28-13
 10/30/1999...at Carbondale, Ill.L, 49-52
 10/21/2000...at Plaster StadiumW, 27-9
 11/10/2001...at Carbondale, Ill.W, 25-24
 10/26/2002...at Plaster StadiumW, 38-28
 10/25/2003...at Carbondale, Ill.L, 6-20
 10/23/2004...at Plaster StadiumL, 3-27
 10/1/2005...at Carbondale, Ill. [ot]L, 23-30
 10/28/2006...at Plaster StadiumL, 17-27
 10/20/2007...at Carbondale, Ill.L, 10-45
 10/25/2008...at Plaster StadiumL, 17-23
 11/14/2009...at Carbondale, Ill.L, 24-44
 10/30/2010...at Plaster StadiumW, 51-41
 9/24/2011...at Carbondale, Ill.L, 18-20
 9/22/2012...at Plaster StadiumL, 6-14
 11/9/2013...at Carbondale, Ill.W, 37-27
 11/8/2014...at Plaster StadiumL, 22-32
 10/10/2015...at Carbondale, Ill.L, 26-73
 10/29/2016...at Plaster StadiumW, 38-35
 11/4/2017...at Carbondale, Ill.W, 36-28
 10/27/2018...at Plaster StadiumL, 35-49
 ■ PF - 974 (23.8); PA - 1,152 (28.1)
 ■ Shutouts - Southern Illinois 1, Bears 0
 ■ MSU is 11-9 at home, 9-11 in Carbondale, 0-1 in St. Louis

Illinois State (17-21-1)

10/2/1971...at Plaster StadiumL, 18-21
 9/30/1972...at Normal, Ill.L, 7-42
 9/29/1973...at Plaster StadiumL, 3-20
 9/28/1974...at Normal, Ill.L, 0-28
 11/12/1983...at Normal, Ill.L, 7-34
 9/14/1985...at Plaster StadiumT, 17-17
 9/6/1986...at Normal, Ill.W, 17-16
 10/31/1987...at Plaster StadiumW, 31-15
 11/12/1988...at Normal, Ill.W, 21-10
 10/7/1989...at Plaster StadiumW, 42-7
 10/20/1990...at Normal, Ill.W, 45-30
 11/9/1991...at Plaster StadiumW, 21-6
 10/17/1992...at Normal, Ill.W, 24-21
 10/9/1993...at Plaster StadiumW, 40-28
 10/8/1994...at Normal, Ill.L, 14-28
 9/30/1995...at Plaster Stadium [ot]L, 17-20
 9/26/1996...at Normal, Ill.W, 24-13
 10/18/1997...at Plaster StadiumW, 41-7
 11/7/1998...at Normal, Ill.W, 49-42
 9/26/1999...at Plaster StadiumL, 42-46
 11/18/2000...at Normal, Ill.L, 7-40
 11/17/2001...at Plaster StadiumW, 48-31
 10/5/2002...at Normal, Ill.L, 20-30
 11/8/2003...at Plaster StadiumL, 48-43
 10/9/2004...at Normal, Ill.L, 31-34
 11/5/2005...at Plaster StadiumL, 23-48
 11/4/2006...at Normal, Ill.L, 14-38
 10/6/2007...at Plaster StadiumW, 58-41
 10/18/2008...at Normal, Ill.W, 34-28
 10/31/2009...at Plaster StadiumL, 14-24
 9/25/2010...at Normal, Ill. [2ot]L, 41-44
 10/8/2011...at Plaster StadiumL, 13-38
 10/20/2012...at Normal, Ill.W, 24-17
 9/28/2013...at Plaster StadiumW, 37-10
 10/25/2014...at Normal, Ill.L, 7-21
 11/17/2015...at Plaster StadiumL, 2-38
 10/12/2016...at Normal, Ill.L, 0-37
 9/23/2017...at Plaster StadiumL, 9-34
 9/29/2018...at Plaster StadiumW, 24-21
 ■ PF - 934 (23.9); PA - 1,068 (27.4)
 ■ Shutouts - Illinois State 2, Bears 0
 ■ MSU is 9-10-1 at home, 8-11 in Normal

Indiana State (20-13)

9/13/1986...at Terre Haute, Ind.L, 10-14
 10/3/1987...at Plaster StadiumW, 42-0
 10/8/1988...at Terre Haute, Ind.L, 24-27
 9/9/1989...at Plaster StadiumW, 31-10
 9/15/1990...at Terre Haute, Ind.W, 33-26
 10/19/1991...at Plaster StadiumW, 68-19
 11/14/1992...at Terre Haute, Ind.L, 28-31
 9/25/1993...at Plaster StadiumW, 31-21
 10/22/1994...at Terre Haute, Ind.W, 10-7
 10/7/1995...at Plaster StadiumL, 9-16
 10/19/1996...at Terre Haute, Ind.W, 27-12
 10/11/1997...at Plaster StadiumW, 22-7
 10/17/1998...at Terre Haute, Ind.L, 14-24
 11/20/1999...at Plaster StadiumW, 31-14
 10/7/2000...at Terre Haute, Ind.W, 24-7
 10/30/2001...at Plaster StadiumL, 19-25
 10/12/2002...at Terre Haute, Ind. [ot]L, 20-23
 11/1/2003...at Plaster StadiumW, 45-10
 10/16/2004...at Terre Haute, Ind.W, 31-28
 10/29/2005...at Plaster StadiumW, 31-27
 10/21/2006...at Terre Haute, Ind.L, 22-28
 10/27/2007...at Plaster StadiumW, 63-7
 11/22/2008...at Terre Haute, Ind. [ot]W 27-24
 11/7/2009...at Plaster StadiumW, 31-7
 10/16/2010...at Terre Haute, Ind [ot]L, 35-38
 11/12/2011...at Plaster StadiumL, 20-28
 10/6/2012...at Terre Haute, Ind.L, 17-31
 11/2/2013...at Plaster StadiumW, 37-10
 11/1/2014...at Terre Haute, Ind.L, 18-20
 10/3/2015...at Plaster StadiumL, 28-56
 10/1/2016...at Terre Haute, Ind.W, 45-24
 10/28/2017...at Plaster StadiumW, 59-20
 11/23/2018...at Terre Haute, Ind.W, 29-26
 ■ PF - 981 (29.7); PA - 667 (20.2)
 ■ Shutouts - Bears 1, Indiana State 0
 ■ MSU is 12-4 at home, 8-9 in Terre Haute





MSU Athletics Communications Staff



Rick Kindhart

Assistant Director of Athletics, Communications

Phone: (417) 836-4585

E-Mail: rkindhart@missouristate.edu

Sport Coverage: Football, M.Basketball, Softball, ESPN3



Eric Doennig

Assistant Director Athletics Communications

Phone: (417) 836-4586

E-Mail: ericdoennig@missouristate.edu

Sport Coverage: Football [2], Baseball, Swimming



Ben Adamson

Assistant Director Athletics Communications

Phone: (417) 836-4584

E-Mail: benadamson@missouristate.edu

Sport Coverage: Volleyball, W. Basketball, Beach VB



Kevin Kane

Athletics Communications Assistant

Phone: (417) 836-4138

E-Mail: kevin Kane@missouristate.edu

Sport Coverage: Men's & Women's Golf



Matt Hevel

Athletics Communications Graduate Assistant

Phone: (417) 836-5402

E-Mail: Hevel785@live.missouristate.edu

Sport Coverage: Men's Soccer, Track/XC, Softball [2]



Morganne Lander

Athletics Communications Graduate Assistant

Phone: (417) 836-5402

E-Mail: Lander114@live.missouristate.edu

Sport Coverage: Women's Soccer, Swimming, Tennis



Tim McCall

Athletics Communications Graduate Assistant

Phone: (417) 836-5402

E-Mail: McCall29@live.missouristate.edu

Sport Coverage: Video

**Missouri
State**

OFFICE of
ATHLETICS
COMMUNICATIONS

901 S. National Ave., Springfield, MO 65897

Hammons Student Center, Room 301

Phone (417) 836-5402

MissouriStateBears.com | @MissouriStBears | #MSUBears



Voted Missouri Valley Conference staff of the year in 2017-18, the Missouri State University Athletics Communications staff is members of the College Sports Information Directors of America (CoSIDA).

The 2019 Missouri State Football Guide is the primary information source for media members, athletics communications personnel and fans who follow the Missouri State Bears. Material in this publication is based on information available as of August 15, 2019.

The MSU Office of Athletics Communications is located on the third level of Hammons Student Center, at the corner of Bear Blvd. and Holland St. Office hours are 8:30 a.m. to 5:30 p.m., Monday through Friday. The primary football contact is **Rick Kindhart** (rkindhart@missouristate.edu) with **Eric Doennig** (ericdoennig@missouristate.edu) serving as the secondary contact. Both contacts can be reached at (417) 836-5402.

Media Credentials

Credentials are available to personnel from accredited media agencies by contacting MSU Athletics Communications at (417) 836-5402. All requests should be made at least 48 hours in advance, and credentials will be available two hours before kickoff at the Will Call window on the west side of Plaster Stadium. Press box seating is reserved on an individual game basis.

Parking

Reserved game day parking for members of the media is available in Lot 4, just west of Robert W. Plaster Stadium. Passes may be requested by contacting Athletics Communications at least 48 hours in advance.

Missouri State Athletics on the Web

Follow MSU athletics news on **MissouriStateBears.com** as well as **Twitter** @MissouriStBears, @MoStateFootball, and **Facebook** at Facebook.com/MissouriStBears.

Photographers

Photographers requesting game credentials for home contests at Plaster Stadium should make arrangements with MSU Athletics Communications at least 48 hours in advance. The NCAA sideline control policy will be enforced for all media. *Per NCAA rules, team bench areas are restricted from all photographers and media personnel.*

Important Dates

July 29 - MVFC Media Teleconference

July 30 - MSU Players Report, First Day of Practice

Aug. 8 - Missouri State Media Day (Plaster Stadium, 12:45 p.m.)

Aug. 19 - First day of fall classes (start single-day practices)

Dec. 18 - Beginning of Early National Letter of Intent Signing Period

Feb. 5 - Beginning of Spring National Letter of Intent Signing Period

Postgame Interviews

Postgame news conferences with head coach Dave Steckel and requested Missouri State players will be held on Level 2 of Plaster Stadium, approximately 15 minutes after each game.

This area can be accessed by taking the press box elevator to the second level, going straight to the suite level and following posted signs. MSU Players and coaches will not be available for interviews on game days except in the Interview Room. The MSU locker room is closed to the media at all times.

Weekly Media Availability

Player and coach interviews may be conducted during the media availability period every **Monday at 4 p.m.**, outside the team meeting room on the top level of the **Forsythe Athletics Center**. Player interview requests for Monday's media availability are due by 4 p.m. each Sunday afternoon. *All other media requests for interviews with Missouri State University football players and coaches should be directed to MSU Athletics Communications.*

Restricted video and photo opportunities will be available for 20 minutes during practice every **Tuesday from 3:20-3:40 p.m.**



Missouri State Bears Radio Network

Radio Broadcasts



Art Hains

Missouri State Football fans across the state can listen to radio broadcasts of all Bears' games in the 2019 season on the **KTXR (101.3 FM)** and the **Missouri State Bears Football Radio Network**. Art Hains, in his 39th



season as the Voice of the Missouri State Bears, has announced more than 400 MSU football games during his career, dating back to 1977. Color commentary will be provided by former Bears' standout and NFL product **Dennis Heim**.

The Missouri State Bears Football Radio Network will include flagship station KTXR (101.3 FM) in Springfield and a number a statewide affiliates during the 2019 season and will be finalized prior to the season opener. Please check the weekly MSU game notes and website (MissouriStateBears.com) for the latest information on the radio network. All games can also be heard online at RadioSpringfield.com.

The Valley on ESPN

ESPN+ Telecasts



Don West



Corey Riggs

All five Missouri State home games will be shared live on ESPN+ and the ESPN app.

Missouri State's home games on Oct. 26 (vs. UNI), Nov. 2 (vs. SDSU) and Nov.

23 (vs. Indiana State) will be institutionally-produced games as part of the Valley on ESPN3 initiative. Long-time MSU television and radio personalities **Don West** and **Corey Riggs** will handle the broadcast duties for



those games and assist with other ESPN+ broadcast operations throughout the year.

The Oct. 12 game (vs. South Dakota) available only on ESPN+.



Ticket Information

Seating Areas

	Season Tickets	Single Game*
Chairback Seats (first 5 rows sections DD-EE-FF-GG-HH-JJ)	\$ 110.00	\$ 25.00
Reserved Bleacherback Seats (first 5 rows of sections BB-CC, KK-LL, and first 16 rows of sections DDD-KKK)	\$ 88.00	\$ 19.00
Reserved Bleacher Seats (sections A-M, BB, CC, DD, and sections AAA-NNN)	\$ 55.00	\$ 12.00


*Add \$2 for Homecoming game

25 percent off for season ticket orders of 10 tickets or more. MSU students free with valid BearPass ID.

The **Missouri State Athletics Box Office** is located in JQH Arena and open 10 a.m. to 5 p.m., Monday through Friday (beginning Aug. 19) and on game days. Call (417) 836-7678 and (888) 476-7849 or visit

MissouriStateBears.com/tickets.

Robert W. Plaster Stadium Seating Diagram



BEARS IN THE NFL



David Arkin
Cowboys, Dolphins, Colts, Rams
(2011-16)



Malik Earl
Dallas Cowboys (2018)




Clay Harbor
Eagles, Jaguars, Patriots,
Lions, Saints (2010-17)



Dylan Cole
Houston Texas (2017-present)



Chris Douglas
Buffalo Bills (2012)



Kolby Hurt
New Orleans Saints (2011)



Gannon Sinclair
Cardinals, Bears, Jaguars
(2015-16)



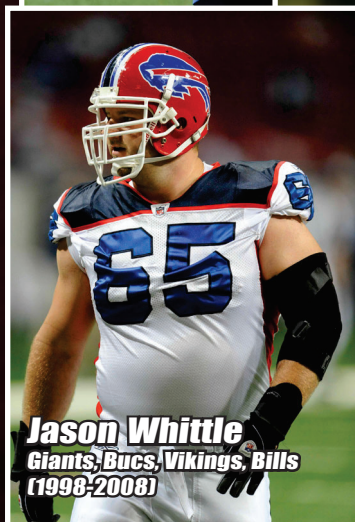
Jake Duron
New York Jets (2011)



Anthony Grady
New York Jets (2014)



Riley Shantz
Green Bay Packers
(2017)



Jason Whittle
Giants, Bucs, Vikings, Bills
(1998-2008)



Randy Richards
San Diego Chargers (2013)



Jermaine Saffold
Cleveland Browns (2012)



Brad St. Louis
Cincinnati Bengals (2000-09)

BEARUP!™



2019 SCHEDULE



at Northern Arizona
Flagstaff, Ariz.
Aug. 29 | 8 p.m.



at Tulane
New Orleans, La.
Sept. 14 | 7 p.m.



KENNESAW STATE
Springfield, Mo.
Sept. 21 | 2 p.m.



at Western Illinois*
Macomb, Ill.
Oct. 5 | 3 p.m.



SOUTH DAKOTA*
Springfield, Mo.
Oct. 12 | 2 p.m.



at North Dakota State*
Fargo, N.D.
Oct. 19 | 2:30 p.m.



NORTHERN IOWA*
Springfield, Mo.
Oct. 26 | 2 p.m.



SOUTH DAKOTA STATE*
Springfield, Mo.
Nov. 2 | 2 p.m.



at Southern Illinois*
Carbondale, Ill.
Nov. 9 | 2 p.m.



at Illinois State*
Normal, Ill.
Nov. 16 | 12 p.m.



INDIANA STATE*
Springfield, Mo.
Nov. 23 | 2 p.m.

* MVFC game
Home Games at Plaster Stadium
All Times are Central and subject to change



[@MOSTATEFOOTBALL](https://www.facebook.com/mostatefootball)
MissouriStateBears.com

