

MISSOURI STATE

2003 NCAA College World Series • 11 NCAA Regional Appearances • 41 All-Americans • 20 Major Leaguers

Eric Doennig, MSU Athletics Communications (Primary Contact) | O: (417) 836-4586 | C: (417) 827-5327 | EricDoennig@MissouriState.edu | MissouriStateBears.com | @MSUBearBaseball | MissouriStBears

2019 SCHEDULE

February (3-5)

15	vs. Nevada ^s	L, 4-16
16	vs. Utah ^s	W, 6-2
17	at Texas State ^s	L, 0-10
22	vs. (24) Cal State Fullerton [®]	L, 0-7
23	at San Diego [®]	L, 4-14
24	vs. Fresno State [®]	L, 2-3
26	CENTRAL ARKANSAS	W, 9-7
27	CENTRAL ARKANSAS	W, 15-3

March (4-14)

1	(30) UC IRVINE	L, 2-3 (7)
1	(30) UC IRVINE	L, 1-4 (11)
8	at Arkansas State	L, 2-14
10	at Arkansas State	L, 4-16
10	at Arkansas State	L, 4-6
12	at Oklahoma State	L, 2-13
13	at Oral Roberts	W, 11-2
15	at Oklahoma	W, 11-8
16	at Oklahoma	L, 2-11
17	at Oklahoma	L, 1-6
22	at (28) UC Santa Barbara	L, 3-7
23	at (28) UC Santa Barbara	L, 3-5
24	at (28) UC Santa Barbara	L, 1-11
26	(8) ARKANSAS	L, 2-8
27	KANSAS	L, 5-9
29	INDIANA STATE*	W, 6-5 (11)
31	INDIANA STATE*	W, 1-0 (12)
31	INDIANA STATE*	L, 0-12 (7)

April (6-10)

2	at Southeast Missouri State	W, 8-2
3	at Murray State	W, 15-10
5	at Southern Illinois*	W, 10-5
6	at Southern Illinois*	W, 13-4
6	at Southern Illinois*	L, 2-4
9	at Kansas	L, 6-11
12	at Illinois State*	L, 1-7
13	at Illinois State*	L, 5-7
13	at Illinois State*	L, 3-5
16	(21) MISSOURI	L, 6-14
18	NEW ORLEANS	W, 8-3
19	NEW ORLEANS	W, 6-1
20	NEW ORLEANS	L, 12-20
23	at Missouri	L, 2-6
26	BRADLEY*	L, 9-10
27	BRADLEY*	L, 9-16
28	BRADLEY*	L, 5-6

May (2-1)

2	DBU*	L, 1-6
4	DBU*	W, 4-3
4	DBU*	W, 6-0
7	WICHITA STATE	6:30 p.m.
10	at Evansville*	6:00 p.m.
11	at Evansville*	2:00 p.m.
12	at Evansville*	1:00 p.m.
16	VALPARAISO*	6:30 p.m.
17	VALPARAISO*	6:30 p.m.
18	VALPARAISO*	2:00 p.m.
21-25	at MVC Baseball Championship [†]	TBA

HOME GAMES played at Hammons Field
[†]MVC game
^sTexas State Invitational (San Marcos, Texas)
[®]Tony Gwynn Legacy (San Diego, Calif.)
[®]at Duffy Bass Field (Normal, Ill.)
 All times are Central



MISSOURI STATE BEARS (15-31)

Conference.....Missouri Valley
 Head Coach.....Keith Guttin
 Alma Mater.....Missouri-St. Louis
 Career Record.....1,274-807 (37th year)
 Record at MSU.....same

GAME INFORMATION

Date.....Tuesday, May 7
 First Pitch.....6:32 p.m.
 Projected Starting Pitchers.....
 MSU.....RHP Zach Gibbs (0-0, 13.94 ERA)
 WSU.....RHP Tommy Barnhouse (2-2, 5.35 ERA)
 Site.....Springfield, Mo.
 Stadium.....Hammons Field (8,000)
 Series History.....WSU leads 66-46
 Last Meeting.....MSU won 6-3
in Springfield on May 26, 2017
 Watch.....ESPN+
 Listen.....KBFL 1060 AM/96.9 FM
 Live Stats.....MissouriStateBears.com
 Twitter.....@MSUBearBaseball



WICHITA STATE SHOCKERS (21-26)

Conference.....American Athletic
 Head Coach.....Todd Butler
 Alma Mater.....McNeese State
 Career Record.....252-258-1 (9th year)
 Record at WSU.....162-175-1 (6th year)

PRIME 9

- The **Missouri State Bears** will reunite with a familiar foe in the **Wichita State Shockers** Tuesday (May 7) evening, when the two clubs square off at Hammons Field for the first time since May 2017
- Despite claiming four-straight wins over Wichita State, MSU still trails the Shockers by a 66-46 overall margin in the series; the Bears are 29-23 vs. WSU in Springfield, including seven-consecutive wins at Hammons Field since 2015
- The Bears enter their final non-conference game of the season with a 4-6 home mark vs. non-MVC foes, which ensures just their second sub-.500 home mark in non-conference games over the last 10 seasons; MSU is 84-43 (.661) overall vs. non-MVC competition at Hammons Field since 2010
- MSU has played the 16th-toughest non-conference schedule in the nation, as well as the 15th-strongest overall, according to *WarrenNolan.com*; the Bears have matched up against clubs with .500 or better records in 38 of their 46 contests to date, including 22 games against top 50 RPI teams
- The Bears lead the MVC in pickoffs with 16 on the season; three different MSU hurlers — **Logan Thomazin**, **Davis Schwab** and **Logan Wiley** — have picked off three baserunners, as has catcher **Logan Geha**
- Junior catcher **Drew Millas** has reached base safely via a hit, walk or hit by pitch in a career-best 20-straight games entering Tuesday's contest; he also brings a career .556 batting mark vs. WSU into the game
- Junior first baseman **Ben Whetstone** leads the Valley in double plays turned (38), putouts (328) and defensive chances (354) for the season; he ranks second in MSU history in career fielding percentage (.992) as well
- MSU's 41 home runs as a team rank second in the MVC, while the Bears' 13 RB rank among the league's best clubs in hit by pitches (43) and walks (184), ranking third and fourth, respectively
- Dakota Kotowski** became just the third Missouri State freshman to reach double-digits in home runs with his 10th long ball of the year vs. DBU Saturday; he needs five more to match Jason Hart (1996) in the No. 2 spot on MSU's freshman home run list

AROUND THE HORN

Pos.	Player	Ht.	Wt.	Class	B/T	G/GS	BA/OBP/SLG	HR/RBI	Notes
C	Drew Millas	6-2	205	Jr.	B/R	41/41	.272/.381/.418	3/22	Hits in 26 of 30 games since March 16
1B	Ben Whetstone	6-6	245	Jr.	L/R	46/46	.256/.377/.427	6/30	103 consecutive starts at 1B (Feb. 16, 2018)
2B	Sam Faith	6-3	205	So.	B/R	31/11	.258/.324/.290	0/5	.316 BA (6-for-19) off the MSU bench
SS	Mason Hull	6-0	190	Fr.	R/R	41/40	.182/.263/.314	3/17	7-game hit streak (March 31-April 12)
3B	John Privitera	5-8	170	Jr.	L/R	46/46	.260/.337/.370	1/21	.431 BA, 11 multi-hit games in MSU's 15 wins
LF	Logan Geha	5-11	190	Jr.	R/R	46/44	.203/.341/.333	5/20	13 SB rank 9th in MVC
CF	Jack Duffy	5-10	190	Jr.	L/R	45/44	.275/.374/.340	1/13	.310 BA when starting as leadoff hitter
RF	Dakota Kotowski	6-5	225	Fr.	R/R	35/28	.304/.372/.627	10/20	Ranks 45th nationally in HR/game (0.29)

IF	Joey Polak	6-3	220	So.	R/R	44/43	.219/.293/.381	7/25	4th in league in HR, 5th in RBIs in MVC play
OF	Collin Clayton	6-1	175	Jr.	R/R	35/24	.195/.319/.299	1/4	7-game hit streak, Feb. 16-27
OF	Anthony Herron, Jr.	6-2	240	Fr.	R/R	33/23	.258/.327/.355	2/14	Pinch-hit 3-run HR at Murray State (April 3)
OF	Jordan Fitzpatrick	6-0	190	So.	L/R	30/10	.096/.213/.096	0/3	2 BBs, 2 R April 3 at Murray State
OF	Brooks Zimmerman	6-2	210	Sr.	R/R	22/13	.180/.250/.260	1/5	Third career 3-hit game vs. Utah (Feb. 16)

Pos.	Pitcher	Ht.	Wt.	Class	B/T	G/GS	W-L	Sv	IP	H	K/BB	BAA	ERA
RHP	Logan Wiley	6-0	190	Jr.	R/R	12/12	3-5	0	69.2	79	63/17	.286	3.88
LHP	Jake Lochner	6-0	200	Sr.	L/L	14/7	3-2	0	52.1	53	47/21	.266	5.33
RHP	Forrest Barnes	6-0	190	Fr.	R/R	9/7	1-3	0	28.0	26	22/19	.250	6.43
LHP	Davis Schwab	6-4	230	Sr.	L/L	16/6	2-4	0	43.0	51	49/36	.297	8.16
LHP	Ben Cruikshank	6-4	165	Fr.	L/L	10/4	0-2	0	19.1	22	15/23	.297	9.78
RHP	Connor Sechler	6-3	195	So.	R/R	20/0	2-4	4	41.0	28	47/24	.196	3.73
RHP	Hayden Juenger	6-0	175	Fr.	R/R	20/3	2-4	0	46.1	43	42/25	.250	4.86
RHP	Logan Thomazin	6-2	200	Fr.	R/R	13/4	1-3	0	32.1	30	34/15	.256	6.68
RHP	Nick Schmidt	6-4	210	Fr.	R/R	15/2	0-3	0	21.1	22	18/18	.265	8.86
LHP	Nate Witherspoon	6-4	210	Jr.	L/L	14/0	1-0	0	17.2	26	16/12	.366	10.19
RHP	Zach Gibbs	6-1	190	So.	R/R	10/0	0-0	0	10.1	13	16/10	.310	13.94
LHP	Peyton Carson	6-4	195	Fr.	L/L	8/0	0-0	0	9.1	17	7/6	.405	15.43

MISSOURI STATE BASEBALL

Game 47 | MISSOURI STATE BEARS vs. WICHITA STATE SHOCKERS | May 7 | 6:32 p.m. (CDT) | Springfield, Mo. | Hammons Field (8,000) | KBFL 1060 AM/96.9 FM | ESPN+

MISSOURI STATE QUICK FACTS

Founded.....	1905
Location.....	Springfield, Mo.
Address.....	901 S. National Ave.
.....	Springfield, MO 65897
Web Site.....	MissouriState.edu
Switchboard.....	(417) 836-5000
President.....	Clif Smart
Enrollment.....	26,182
Nickname.....	Bears
School Colors.....	Maroon and White
National Affiliation.....	NCAA Division I
Conference.....	Missouri Valley Conference
Director of Athletics.....	Kyle Moats
Faculty Athletics Representative.....	James Hutter
Tickets.....	(417) 836-7678, (888) 476-7849
.....	MissouriStateBears.com/Tickets

Stadium

Home Facility.....	Hammons Field
Opened.....	2004
Capacity.....	8,000
Surface.....	Natural Grass
Dimensions.....	LF-315/LC-365/CF-400/RC-365/RF-330
Press Box Phone.....	(417) 832-3029

Baseball Staff

Head Coach.....	Keith Guttin
.....	(Missouri-St. Louis, '78)
MSU Record.....	1,274-807
.....	(37th year at MSU)
Overall Record.....	1,274-807
.....	(37th year overall)
Assistant Coach.....	Paul Evans
.....	(Southern Illinois, '81)
Assistant Coach.....	Matt Lawson
.....	(Missouri State, '15)
Volunteer Assistant Coach.....	Corey Hassel
Director of Player Development.....	Joe Lincoln
Graduate Managers.....	Matt Fultz
.....	Aaron Meyer
.....	Nick Petree
Student Assistant.....	Justin Paulsen
Student Manager.....	Brady Theisen
Athletic Trainer.....	Jim Penkalski
Strength & Conditioning Coordinator.....	Jeremiah Frey

Team Information

2018 Overall Record.....	40-17
2018 MVC Record (Finish).....	18-3 (1st)
Postseason.....	NCAA Oxford Regional (1-2)
Lettermen Returning/Lost.....	19/8
Starters Returning/Lost.....	5/4
Pitchers Returning/Lost.....	10/3
Newcomers.....	13

History

First Season.....	1964
All-Time Record (56 seasons).....	1,668-1,035-1
All-Time at Hammons Field (16 seasons).....	257-136
All-Time NCAA D-I Tournament Record.....	22-24 (11 app.)
MVC Regular-Season Championships.....	6
MVC Tournament Championships.....	4

Athletics Communications

Location.....	Hammons Student Center, Room 300
Shipping Address.....	901 S. National Avenue
.....	Springfield, MO 65897
Assistant Director (Primary Baseball Contact).....	Eric Doennig
Office Phone.....	(417) 836-4584
Cell Phone.....	(417) 827-5327
Email.....	EricDoennig@MissouriState.edu
Assistant A.D. for Communications.....	Rick Kindhart
Assistant Director.....	Ben Adamson
Assistant.....	Kevin Kane
Graduate Assistants.....	Morganne Lander, Tim McCall, Emily McMillan
Athletics Web Site.....	MissouriStateBears.com
Twitter.....	@MSUBearBaseball
Instagram.....	@MSUBearBaseball
Facebook.....	MissouriStBears/MSUBearsBaseball

LEADING OFF

The **Missouri State Bears** will resume one of their longest-standing rivalries when they host the **Wichita State Shockers** Tuesday (May 7) for a 6:30 p.m. (CDT) contest at Hammons Field. Tuesday's game will mark the final midweek and non-conference contest of the season for the Bears, who have gone just 9-22 outside of MVC play this spring.

The Bears (15-31) snapped a six-game skid with their doubleheader sweep of DBU on Saturday, also halting an eight-game Missouri Valley Conference slide with their eighth win in their last 10 meetings with the Patriots.

Wichita State (21-26) also stopped a lengthy losing streak this past weekend, topping Connecticut in the final game of the two clubs' American Athletic Conference series in Storrs to end a seven-game dry spell.

SERIES HISTORY

Entering the two clubs' first non-conference meeting since 1990, the Shockers hold a commanding 66-46 edge over the Bears in a series that dates back to 1987. MSU has claimed 11 of its last 13 meetings with WSU, including each of the last four meetings, all of which took place during in 2017 — the Shockers' final MVC season.

The Bears have enjoyed a recent run of success at home against the Shockers with wins in each of their last seven games in the series at Hammons Field since May 2015. Overall, MSU is 29-23 vs. WSU in Springfield, including a 14-11 mark at Hammons Field.

SECHLER SAVES ANOTHER

Bears sophomore closer **Connor Sechler** notched career save number 12 Saturday against DBU, locking up a 4-3 MSU victory with 2.0 hitless innings. The Bolivar, Mo., product climbed into a tie with Grant Gordon (2010-13) for sixth place on the Bears' career saves list and needs one more to match Bob Zimmermann's MSU total for the fifth spot on the chart.

MILLAS ROLLING DOWN THE STRETCH

Junior All-American **Drew Millas** has turned in his best stretch of the season over the last six weeks, bringing a streak of 20 consecutive games reaching base safely via a hit, walk or hit by pitch into Tuesday's game. Over the Bears' last 30 games since March 16, Millas has recorded a hit in 27 contests, batting .308 with three home runs and 17 RBIs while posting team highs for hits (36) and on-base percentage (.406).

DUFFY AT HOME IN THE TOP SPOT

Since moving to the top of the Bears' batting order on April 12, **Jack Duffy** has settled into the role of offensive catalyst nicely, logging a .310 batting mark in MSU's last 14 games. The junior outfielder has recorded six multi-hit performances, including a career-best four-hit effort vs. New Orleans on April 20, and has reached base safely in 13 of the 14 contests. The Kansas City product has also swiped three bags, including his second steal of home this season April 27 against Bradley.

KOTOWSKI CLIMBING

Bears freshman outfielder **Dakota Kotowski** belted an opposite-field home run in the first inning of the Bears' series finale with DBU Saturday. That solo shot opened the scoring and ultimately factored as the deciding run in the 6-0 MSU victory that clinched the series win for the Bears. Kotowski now owns the top spot on the MVC's home run leaderboard with six during conference play. The Channahon, Ill., native also leads the league in slugging (.760) and ranks fourth in total bases (38) during Valley play.

Additionally, Kotowski took over sole possession of third place on MSU's freshman home run list, surpassing the rookie season totals of Jeremy Eierman (2016), Matt Gardner (1999) and Nick Kays (1997). Kotowski needs to club five more homers to equal the freshman total of Jason Hart (1996) in the No. 2 position on the list and 10 more to catch all-time freshman home run leader Ryan Howard (1999). MSU's group of newcomers has been instrumental in the Bears' run production so far this spring, with six first-year players combining to account for 85 of the clubs' 204 RBIs and 24 of its 41 home runs. In addition to Kotowski's performance, sophomore **Joey Polak** has started 43 games at third base and ranks fourth in the league with three homers during MVC play.

SERIES SUMMARY

All-Time Record vs. Wichita State.....	42-66
Home.....	29-23
Road.....	16-42
Neutral.....	1-1
Current Streak.....	Won 4
Last 10 Meetings.....	8-2
5/3/15.....	Springfield.....W, 3-2
5/21/15.....	+Wichita.....W, 8-1
5/22/15.....	+Wichita.....W, 6-4
4/15/16.....	Wichita.....L, 2-9
4/16/16.....	Wichita.....W, 6-1
4/16/16.....	Wichita.....L, 1-11
4/22/17.....	Springfield.....W, 12-5
4/23/17.....	Springfield.....W, 13-4
4/23/17.....	Springfield.....W, 8-1
5/26/17.....	+Springfield.....W, 6-3
Keith Guttin vs. WSU.....	46-66

+ at MVC Championship

MSU CAREER SAVES

No.	Player.....	Years.....	Saves
1.....	Bryan Young.....	2014-17.....	35
2.....	Shaun Marcum.....	2002-03.....	18
3.....	Matt Frevort.....	2006-08.....	15
4.....	Tyler Burgess.....	2012-14.....	14
5.....	Bob Zimmermann.....	2001-03.....	13
6.....	Connor Sechler	2018-pr.....	12
.....	Grant Gordon.....	2010-03.....	12
8.....	Dan Kickham.....	2011.....	11
.....	Chris Krawczyk.....	2003-06.....	11
.....	Matt Gilmer.....	1994-97.....	11

MSU FRESHMAN HOME RUNS

No.	Player.....	Year.....	HR
1.....	Ryan Howard.....	1999.....	19
2.....	Jason Hart.....	1996.....	15
3.....	Dakota Kotowski	2019.....	10
4.....	Jeremy Eierman.....	2016.....	9
.....	Matt Gardner.....	1999.....	9
.....	Nick Kays.....	1997.....	9
7.....	Bob Blakley.....	1974.....	8
.....	Micah Holst.....	1996.....	8
9.....	Brayden Drake.....	2006.....	7
.....	Steve Hacker.....	1993.....	7
.....	Mark Bailey.....	1980.....	7
.....	Jeff Sauer.....	1992.....	7

MISSOURI STATE BASEBALL

Game 47 | MISSOURI STATE BEARS vs. WICHITA STATE SHOCKERS | May 7 | 6:32 p.m. (CDT) | Springfield, Mo. | Hammons Field (8,000) | KBFL 1060 AM/96.9 FM | ESPN+

MVC STANDINGS

Team	Overall	Pct.	MVC	Pct.
Indiana State	34-11	.756	11-4	.733
Illinois State	28-20	.583	10-5	.667
DBU	32-15	.681	9-6	.600
Bradley	29-14	.674	9-6	.600
Evansville	21-22	.488	8-7	.533
Missouri State	15-31	.326	6-9	.400
Southern Illinois	22-22	.500	4-11	.267
Valparaiso	10-31	.244	3-12	.200

*through May 5

THIS WEEK IN THE VALLEY

Tuesday, May 7

Saint Louis at Bradley (6 p.m.)
Murray State at Evansville (6 p.m.)
Stephen F. Austin at DBU (6:30 p.m.)
Wichita State at Missouri State (6:30 p.m.)

Wednesday, May 8

Valparaiso at Michigan State (3 p.m.)

Friday, May 10

Southern Illinois at Valparaiso (3 p.m.)
Illinois State at Bradley (6 p.m.)
Missouri State at Evansville (6 p.m.)
Indiana State at DBU (6:30 p.m.)

Saturday, May 11

Southern Illinois at Valparaiso (1 p.m.)
Missouri State at Evansville (2 p.m.)
Illinois State at Bradley (6 p.m.)
Indiana State at DBU (8:30 p.m.)

Sunday, May 12

Southern Illinois at Valparaiso (1 p.m.)
Missouri State at Evansville (1 p.m.)
Illinois State at Bradley (1 p.m.)
Indiana State at DBU (2 p.m.)

MVC PRESEASON POLL

No.	Team (First-place votes)	Points
1.	Missouri State (5)	59
2.	DBU (2)	58
3.	Indiana State (1)	49
4.	Bradley	39
5.	Southern Illinois	31
6.	Illinois State	28
7.	Valparaiso	13
8.	Evansville	11

PRESEASON ALL-MVC TEAM

Pos.	Player	Team
1B	Ben Whetstone	Missouri State
2B	Jarrod Watkins	Indiana State
3B	Brendan Dougherty	Bradley
SS	Jimmy Glowenke	DBU
C	Drew Millas	Missouri State
OF	John Rave	Illinois State
OF	Blake Billinger	Valparaiso
OF	Andy Shadid	Bradley
SP	Triston Polley	Indiana State
SP	Luke Eldred	DBU
RP	Jarod Bayless	DBU
RP	Connor Sechler	Missouri State



BIG BEN CHIMES IN

Ben Whetstone became the second Bear in three weeks to earn one of *Collegiate Baseball's* national player of the week honors on April 22. The first baseman entered the week riding a hot streak over which the junior logged six multi-hit performances during a career-best 13-game hit streak, which came to an end with his 0-for-2 performance at Mizzou (April 23).

Whetstone clubbed three home runs and drove in 10 runs while scoring six of his own and helping the Bears turn seven double plays in their four games during the week of April 15-21. The Overland Park, Kan., product hit a team-best .388 (19-for-49) with four homers and 17 RBIs, while slugging .755 during his streak, which began on April 2. He leads the MVC in double plays turned (38), putouts (328) and total defensive chances (354), while also ranking among the league's offensive leaders in several categories.

RIGHTING THE SHIP

While the Bears' 5-18 start represented their worst-ever start through 23 games, they displayed unmistakable signs of turning the tide with a pair of MVC series wins to start the league campaign.

Missouri State owns a lengthy track record of flipping early results under head coach **Keith Guttin**. On four separate occasions, MSU has overcome sluggish starts to post winning overall records. The Bears have registered two seasons (1996 and 1997) in which they ultimately earned postseason bids after getting off to rocky starts, and another (2009) that culminated in a Missouri Valley Conference regular-season title. In 1996 and 1997, the Bears captured their first two MVC Tournament titles, but not before getting off to a 9-13 start in 1996 and a 1-8 start the following year. MSU's previous all-time worst start in 1993 saw the Bears open with just six wins in their first 21 contests, only to end up with a 32-23 season mark after winning 25 of their final 29 regular-season games. Finally, the 2009 Bears got off to a 4-10 start, only to rebound to finish 34-20, including a 17-5 mark during their Valley title run.

BASH BROTHERS

After hitting just three home runs as a team through their first 10 games of the season, the Bears have experienced a power surge of sorts over their last 36 contests, clubbing 38 home runs. Of MSU's 41 homers so far, 24 of them have come from newcomers to the Bears roster this season, including a team-leading 10 by freshman **Dakota Kotowski** and seven from sophomore transfer **Joey Polak**. Additionally, 12 different Bears have gone deep, seven of which have homered multiple times so far in 2019.

In their five games the week of April 2-6, the Bears homered 13 times, including a season-high five round-trippers in their 10-5 comeback win at Southern Illinois on April 5. That performance marked the first five-homer game by MSU since a six-homer game vs. Oral Roberts on April 4, 2010. Kotowski registered his second multi-homer game of the week with two long balls, and Polak became the ninth Bear in program history to hit three home runs in a game.

POLAK PICKS UP NATIONAL HONOR

Sophomore third baseman **Joey Polak** was not only selected MVC Player of the Week by the league office April 8, but also nabbed one of *Collegiate Baseball's* national player of the week nods after a red-hot five-game stretch that included four home runs. The honor was the first Valley award for Polak as a Bear, as well as the first national player of the week citation for a Missouri State player since Jake Burger picked up the same honor on April 24, 2017.

Polak went 10-for-22 at the plate and slugged 1.045 to help MSU win four of its five games, including a second-straight MVC series win at Southern Illinois. The Quincy, Ill., product registered multi-hit performances in four-straight games — all MSU victories — and became the ninth player in program history to homer three times in a game in the Bears' 10-5 come-from-behind win in Carbondale on April 5.

ROAD TO SUCCESS

MSU has proven to be hard to stop on the road over the past four seasons, logging a 73-53 (.579) record in such contests. Including their 25-12 record in neutral-field games over the same stretch, the Bears have gone 98-65 (.601) away from Hammons Field since the start of the 2015 season. The Bears went 14-8 in true road games a year ago, after logging 19 road wins in 2017 and a program-record 21 wins in 27 road contests in 2015. MSU's 0.857 win percentage on the road that year represented its best since 1978, when it posted an identical percentage with a 12-2 road mark.

WILEY NAMED MVC PITCHER OF THE WEEK

Junior right-hander **Logan Wiley** earned the first Missouri Valley Conference Pitcher of the Week honor of his career April 22 on the heels of a complete-game victory over New Orleans (April 19). Wiley recorded his first complete-game effort as a Bear in the 6-1 victory that clinched a series win. The Springfield, Mo., native struck out a career-high nine hitters, scattered four hits and four walks while permitting just one unearned run to notch his second mound victory of the season.

Wiley became the second Bear this season to earn the Valley's pitcher of the week honor, joining sophomore closer **Connor Sechler**, who nabbed the award on April 1. Sechler played pivotal roles in each of the Bears' back-to-back wins over Indiana State that locked up a season-opening Valley series win for MSU. The Bolivar, Mo., product worked the final 3 2/3 innings of a 6-5, 11-inning decision in the opener, then piggy-backed a strong start from Wiley with 2 2/3 hitless frames of relief, striking out five more ISU hitters to help pave the way to the Bears' 26th consecutive home MVC regular-season win.

2019 HONORS

Drew Millas

- Collegiate Baseball Preseason All-America (third team)
- Preseason All-MVC

Joey Polak

- MVC Player of the Week (April 8)
- Collegiate Baseball National Player of the Week (April 8)

Connor Sechler

- MVC Pitcher of the Week (April 1)
- Collegiate Baseball Preseason All-America (third team)
- NCBWA Stopper of the Year Watch List
- Preseason All-MVC

Ben Whetstone

- Preseason All-MVC
- Collegiate Baseball National Player of the Week (April 22)

Logan Wiley

- MVC Pitcher of the Week (April 22)

MISSOURI STATE BASEBALL

Game 47 | MISSOURI STATE BEARS vs. WICHITA STATE SHOCKERS | May 7 | 6:32 p.m. (CDT) | Springfield, Mo. | Hammons Field (8,000) | KBFL 1060 AM/96.9 FM | ESPN+

MSU RECORD BY POSITION

C-	Millas 29 (8-21), Geha 17 (7-10)
1B-	Whetstone 46 (15-31)
2B-	Privitera 36 (10-26), Faith 7 (4-3), Geha 2 (1-1), Hull 1 (0-1)
3B-	Polak 43 (13-30), Privitera 3 (2-1)
SS-	Hull 39 (12-27), Privitera 7 (3-4)
LF-	Geha 25 (7-18), Zimmerman 9 (2-7), Clayton 5 (1-4), Fitzpatrick 5 (3-2), Kotowski 2 (2-0)
CF-	Duffy 33 (12-21), Clayton 13 (3-10)
RF-	Kotowski 23 (6-17), Duffy 12 (4-8), Clayton 6 (3-3), Fitzpatrick 4 (2-2), Zimmerman 1 (0-1)
DH-	Herron 23 (8-15), Millas 12 (5-7), Faith 4 (1-3), Zimmerman 3 (1-2), Kotowski 3 (0-3), Ramos 1 (0-1)
P-	Wiley 12 (4-8), Barnes 7 (2-5), Lochner 7 (3-4), Schwab 6 (2-4), Thomazin 4 (1-3), Cruikshank 4 (1-3), Juenger 3 (1-2), Schmidt 2 (1-1), Moore 1 (0-1)

MSU RECORD BY BATTING ORDER

1st-	Privitera 22 (8-14), Duffy 14 (4-10), Geha 9 (3-6), Clayton 1 (0-1)
2nd-	Millas 28 (9-19), Geha 8 (1-7), Privitera 8 (3-5), Clayton 2 (2-0)
3rd-	Whetstone 13 (5-8), Millas 11 (2-9), Polak 10 (3-7), Kotowski 8 (5-3), Zimmerman 2 (0-2), Duffy 1 (0-1), Faith 1 (0-1)
4th-	Polak 14 (4-10), Whetstone 12 (5-7), Kotowski 8 (1-7), Zimmerman 4 (2-2), Herron 4 (1-3), Millas 3 (2-1), Geha 1 (0-1)
5th-	Whetstone 13 (3-10), Herron 7 (3-4), Zimmerman 5 (0-5), Polak 5 (3-2), Duffy 4 (1-3), Kotowski 4 (1-3), Faith 3 (2-1), Clayton 2 (1-1), Fitzpatrick 1 (0-1), Geha 1 (0-1), Hull 1 (0-1)
6th-	Geha 8 (3-5), Clayton 5 (0-5), Hull 5 (0-5), Faith 5 (2-3), Duffy 4 (3-1), Herron 4 (2-2), Polak 4 (0-4), Kotowski 3 (1-2), Whetstone 2 (1-1), Fitzpatrick 2 (1-1), Privitera 1 (0-1), Ramos 1 (0-1), Zimmerman 1 (1-0)
7th-	Duffy 8 (4-4), Clayton 7 (3-4), Hull 7 (3-4), Geha 6 (4-2), Fitzpatrick 4 (1-3), Herron 3 (0-3), Polak 3 (0-3), Whetstone 2 (0-2), Faith 2 (1-1), Kotowski 2 (0-2), Privitera 1 (0-1), Zimmerman 1 (0-1)
8th-	Duffy 9 (2-7), Hull 9 (4-5), Polak 7 (3-4), Geha 7 (3-4), Whetstone 4 (1-3), Herron 4 (1-3), Clayton 3 (0-3), Fitzpatrick 1 (1-0), Kotowski 1 (0-1), Privitera 1 (0-1)
9th-	Hull 18 (4-14), Privitera 13 (4-9), Duffy 4 (1-3), Clayton 4 (2-2), Geha 4 (1-3), Fitzpatrick 2 (2-0), Kotowski 1 (0-1)

MSU HIT STREAKS

Category	Current	2019	Career
Dakota Kotowski	7	7	7
Drew Millas	5	9	9
Jack Duffy	2	11	11
Anthony Herron	2	5	5
John Privitera	1	5	5
Logan Geha	1	4	4
Sam Faith	1	3	3
Ben Whetstone	0	13	13
Collin Clayton	0	7	7
Mason Hull	0	7	7
Joey Polak	0	7	7
Brooks Zimmerman	0	4	4
Jordan Fitzpatrick	0	1	2
Javier Ramos	0	1	1

MSU REACHED BASE STREAKS

Category	Current	2019	Career
Drew Millas	20	20	20
Jack Duffy	9	13	13
Dakota Kotowski	7	9	9
Anthony Herron	7	7	7
Mason Hull	4	7	7
Sam Faith	3	3	3
Ben Whetstone	2	17	31
Collin Clayton	2	7	7
Logan Geha	1	9	9
Joey Polak	1	9	9
John Privitera	1	7	16
Brooks Zimmerman	0	7	7
Jordan Fitzpatrick	0	2	4
Javier Ramos	0	2	2

IN RARE COMPANY

With Missouri State's 6-1 win over New Orleans on April 19, Bears head coach **Keith Guttin** moved past legendary Miami coach Ron Fraser (1,271) to move into the 19th position on the NCAA's Division I career coaching wins list. With a career record of 1,274-807 (.612), Guttin now needs 26 more victories to match the career total of Fresno State's Bob Bennett (1,300) in the No. 18 spot on the chart. Guttin is the second-winningest coach in MVC history, while his win total ranked fifth among all active Division I head coaches entering the 2019 season, his 37th at the Bears' helm.

FOR OPENERS

On the heels of another successful opening of a Missouri Valley Conference season, MSU now has a 46-13 overall record in Valley play in its last 59 conference games. The Bears logged an 18-1 Valley season to capture the 2017 conference crown, then followed that effort with an 18-3 MVC slate last spring to become just the second club (joining Wichita State) to win back-to-back regular-season titles. After taking two of three games from Indiana State to begin the 2019 MVC slate, the Bears have also won 13 of their last 14 Valley openers and have won or split 12 of their last 14 MVC-opening series. Additionally, MSU is a combined 28-11 in its opening conference series since 2006.

NON-CON DOMINATION

MSU has been nearly unstoppable against non-conference competition over the last four seasons, compiling an 95-61 (.609) record in regular-season games versus non-league foes since the start of the 2015 season. The Bears, who have won 42 of their last 63 regular-season non-conference home games, outscoring their non-league opponents by a 852-566 margin at Hammons Field over the same stretch.

BEARS IN THE PRO RANKS

Three Missouri State baseball standouts reached contractual agreements with professional organizations after being selected in the 2018 Major League Baseball First-Year Player Draft. Second-round pick **Jeremy Eierman** agreed to terms with the Oakland Athletics after the club selected the two-time All-American shortstop 70th overall in the June draft, while fellow MSU juniors **Dylan Coleman** (fourth round) and **Hunter Steinmetz** (11th round) followed suit by reaching deals with San Diego and Toronto, respectively. Additionally, former Missouri State baseball standout **Matt Hall** became the 20th Bear to receive a call up to the big leagues last year. Hall became the fourth former Bear to earn a Major League roster spot, following **Luke Voit** and **Pierce Johnson** in 2017, and **Buddy Baumann** in 2016.

BEARS BROADCAST SCHEDULE

Date	Opponent	Outlet	Time
Feb. 26	Central Arkansas	ESPN+	3 p.m.
Feb. 27	Central Arkansas	ESPN+	3 p.m.
March 5	Oral Roberts	ESPN+	3 p.m.
March 26	Arkansas	ESPN+	6:30 p.m.
March 27	Kansas	ESPN+	6:30 p.m.
March 29	Indiana State	ESPN3	6:30 p.m.
March 31	Indiana State	ESPN3	2 p.m.
March 31	Indiana State	ESPN3	1 p.m.
April 3	at Murray State	ESPN+	6:30 p.m.
April 5	at Southern Illinois	ESPN3	6:30 p.m.
April 6	at Southern Illinois	ESPN3	2 p.m.
April 7	at Southern Illinois	ESPN3	1 p.m.
April 12	at Illinois State	ESPN3	5 p.m.
April 16	Missouri	ESPN+	6:30 p.m.
April 23	at Missouri	SEC Network	6 p.m.
April 26	Bradley	ESPN+	2 p.m.
April 28	Bradley	ESPN+	11 a.m.
May 2	DBU	ESPN	6 p.m.
May 4	DBU	ESPN+	12 p.m.
May 4	DBU	ESPN+	3:30 p.m.
May 7	Wichita State	ESPN+	6:30 p.m.
May 10	at Evansville	ESPN+	6 p.m.
May 11	at Evansville	ESPN+	2 p.m.
May 12	at Evansville	ESPN+	1 p.m.
May 18	Valparaiso	ESPN+	2 p.m.

NCAA DIVISION I WINNINGEST ACTIVE COACHES

No.	Coach (School)	W-L-T	Pct.
1	Mike Martin (Florida State)	1,987-713-4	.736
2	Mike Fox (North Carolina)	1,429-521-5	.732
3	Paul Mainieri (LSU)	1,415-721-7	.662
4	John Anderson (Minnesota)	1,288-860-3	.599
5	Keith Guttin (MSU)	1,259-776-0	.619
6	Danny Hall (Georgia Tech)	1,227-649-1	.654
7	Gary Gilmore (Coastal Carolina)	1,180-578-3	.671
8	Tony Robichaux (UL Lafayette)	1,149-736-2	.609
9	Mike Sansing (Kennesaw State)	1,092-634-0	.633
10	Dave Van Horn (Arkansas)	1,014-532-0	.656
11	Brian Shoop (UAB)	1,027-656-1	.610
12	Bill Brown (George Mason)	1,026-945-7	.520
13	Elliott Avent (NC State)	1,057-722-0	.594
14	Rich Hill (San Diego)	1,002-701-4	.588
15	Paul Kostacopoulos (Navy)	915-619-7	.596

*Career coaching records entering the 2019 season

GUTTIN'S MILESTONE VICTORIES

Win	Date	Result (Site)
1	3/5/83	MSU 8, Indiana State 2 (Meador Park)
100	3/11/86	MSU 7, Jacksonville 5 (Jacksonville, Fla.)
200	4/16/88	MSU 4, Eastern Illinois 2 (Charleston, Ill.)
300	5/13/90	MSU 9, Eastern Illinois 2 (Chicago, Ill.)
*395	5/1/93	MSU 9, UNI 2 (Meador Park)
400	5/9/93	MSU 7, Wichita State 6 (Meador Park)
500	5/17/96	MSU 8, Wichita State 7 (Wichita, Kan.)
600	4/24/99	MSU 13, UNI 7 (Meador Park)
700	5/4/02	MSU 5, Wichita State 1 (Wichita, Kan.)
800	5/11/05	MSU 15, Kansas 6 (Hammons Field)
900	5/11/08	MSU 7, Middle Tennessee 6 (Hammons Field)
1,000	3/3/12	MSU 3, Northwestern State 2 (Natchitoches, La.)
1,100	3/17/15	MSU 10, UALR 3 (Hammons Field)
1,200	4/18/17	MSU 5, Missouri 3 (Columbia, Mo.)
1,250	5/11/18	MSU 5, Southern Illinois 3 (Hammons Field)

*Surpassed Bill Rowe for the all-time Missouri State record for coaching victories

BEARS ON RADIO

Once again in 2019, Meyer Communications is slated to provide live radio coverage of all 54 Missouri State regular-season games, plus all Bears' games in the Missouri Valley Conference Tournament and any 2019 postseason play. The broadcasts can be heard primarily on **KBFL 1060 AM** and **96.9 FM** in Springfield with Art Hains, Ben Goss and Corey Riggs describing the action. An online audio stream is available through KBFL's website via RadioSpringfield.com.

BEARS ON ESPN

Missouri State University, in conjunction with SIDEARM Sports, launched a new partnership in August 2016, unveiling a reconstructed **MissouriStateBears.com**, the official MSU Athletics web site.

In 2015, ESPN and the Missouri Valley Conference announced a 10-year extension to their current media rights agreement that will provide increased coverage of conference events across ESPN platforms through the 2023-24 academic year. Fans can keep tabs on the Bears through **The Valley on ESPN**. As part of the deal, ESPN, the MVC and its 10 member institutions will work jointly to develop in-house production capabilities at each campus that will provide significant coverage for multiple sports on ESPN+/ESPN3.

MISSOURI STATE BASEBALL

Game 47 | MISSOURI STATE BEARS vs. WICHITA STATE SHOCKERS | May 7 | 6:32 p.m. (CDT) | Springfield, Mo. | Hammons Field (8,000) | KBFL 1060 AM/96.9 FM | ESPN+

2019 MULTI-HIT GAMES

Name	2	3	4	5+	Total
John Privitera	10	5	0	0	15
Jack Duffy	10	0	1	0	11
Ben Whetstone	10	1	0	0	11
Drew Millas	10	1	0	0	11
Joey Polak	8	2	0	0	10
Dakota Kotowski	6	1	0	0	7
Anthony Herron	5	1	0	0	6
Logan Geha	4	2	0	0	6
Mason Hull	4	0	0	0	4
Collin Clayton	3	0	0	0	3
Sam Faith	3	0	0	0	3
Brooks Zimmerman	0	1	0	0	1
Team	73	14	1	0	88

CAREER MULTI-HIT GAMES

Name	2	3	4	5+	Total
Drew Millas	28	7	3	0	38
Jack Duffy	25	5	1	0	31
John Privitera	20	7	0	0	27
Ben Whetstone	20	3	1	0	24
Logan Geha	10	2	0	0	12
Joey Polak	8	2	0	0	10
Dakota Kotowski	6	1	0	0	7
Brooks Zimmerman	3	3	0	0	6
Anthony Herron	5	1	0	0	6
Mason Hull	4	0	0	0	4
Collin Clayton	3	0	0	0	3
Sam Faith	3	0	0	0	3
Jordan Fitzpatrick	1	0	0	0	1
Team	136	31	5	0	172

2019 MULTI-RBI GAMES

Name	2	3	4	5+	Total
Ben Whetstone	6	2	1	0	9
Dakota Kotowski	5	1	0	0	6
Joey Polak	5	0	0	1	6
John Privitera	4	2	0	0	6
Anthony Herron	3	1	0	0	4
Mason Hull	2	1	0	1	4
Drew Millas	3	0	1	0	4
Logan Geha	0	2	1	0	3
Jack Duffy	2	0	0	0	2
Sam Faith	0	1	0	0	1
Javier Ramos	0	0	1	0	1
Brooks Zimmerman	1	0	0	0	1
Team	31	10	4	2	47

CAREER MULTI-RBI GAMES

Name	2	3	4	5+	Total
Drew Millas	18	6	3	0	27
Ben Whetstone	16	3	2	0	21
Jack Duffy	8	4	0	0	12
John Privitera	5	4	1	0	10
Logan Geha	4	3	1	0	8
Dakota Kotowski	5	1	0	0	6
Brooks Zimmerman	4	2	0	0	6
Joey Polak	5	0	0	1	6
Anthony Herron	3	1	0	0	4
Mason Hull	2	1	0	1	4
Sam Faith	1	1	0	0	2
Jordan Fitzpatrick	0	1	0	0	1
Javier Ramos	0	0	1	0	1
Team	71	27	8	2	108

GAME-WINNING RBI

Name	'16	'17	'18	'19	Total
Drew Millas	-	2	6	3	11
Ben Whetstone	-	0	6	1	7
Jack Duffy	-	1	3	0	4
John Privitera	-	0	3	1	4
Brooks Zimmerman	-	-	4	0	4
Logan Geha	-	1	2	0	3
Dakota Kotowski	-	-	-	3	3
Jordan Fitzpatrick	-	-	2	0	2
Anthony Herron	-	-	-	2	2
Mason Hull	-	-	-	2	2
Sam Faith	-	-	0	1	1
Javier Ramos	-	-	-	1	1
Team	0	4	26	14	44

STARTING PITCHERS GAME-BY-GAME

Forrest Barnes

Date	Opponent	IP	H	R	ER	BB	SO	WP	BK	HBP	Score	Record
2/26	Central Arkansas	4.1	4	2	2	0	3	0	0	3	(ND) 9-7	0-0
3/12	at Oklahoma State	3.0	6	7	5	5	3	0	0	0	(L) 2-13	0-1
3/27	Kansas	4.0	2	4	3	2	4	0	0	1	(L) 5-9	0-2
4/2	at Southeast Missouri	9.0	3	2	2	1	11	1	0	1	(W) 8-2	1-2
4/16	Missouri	2.0	1	0	0	3	0	0	0	0	(ND) 14-6	1-2
4/20	New Orleans	0.2	2	3	3	3	0	0	0	0	(ND) 12-20	1-2
4/28	Bradley	3.1	6	5	5	3	1	0	0	0	(L) 5-6	1-3

Ben Cruikshank

Date	Opponent	IP	H	R	ER	BB	SO	WP	BK	HBP	Score	Record
3/13	at Oral Roberts	3.1	3	2	2	5	2	1	0	0	(ND) 11-2	0-0
3/26	Arkansas	5.0	2	0	0	3	5	0	0	0	(ND) 2-8	0-0
3/31	Indiana State-2	2.1	4	7	7	3	2	0	0	1	(L) 0-12	0-1
4/6	at Southern Illinois-2	1.0	5	3	3	2	0	0	0	0	(L) 2-4	0-2

Hayden Juenger

Date	Opponent	IP	H	R	ER	BB	SO	WP	BK	HBP	Score	Record
2/16	vs. Utah	3.1	5	2	2	3	2	0	1	0	(ND) 6-2	0-0
2/23	at San Diego	2.0	5	4	4	3	2	0	0	0	(L) 4-14	0-1
4/23	at Missouri	2.0	2	2	2	1	1	0	0	0	(L) 2-6	0-2

Jake Lochner

Date	Opponent	IP	H	R	ER	BB	SO	WP	BK	HBP	Score	Record
3/23	at UCSB	5.0	5	2	2	1	5	0	0	2	(ND) 3-5	1-0
3/29	Indiana State	5.0	6	5	4	3	2	1	0	2	(ND) 6-5	1-0
4/5	at Southern Illinois	8.0	5	5	4	2	11	1	0	0	(W) 10-5	2-0
4/12	at Illinois State	5.2	9	5	5	1	5	0	0	0	(L) 1-7	2-1
4/18	New Orleans	6.2	7	3	3	1	2	0	0	2	(W) 8-3	3-1
4/26	Bradley	4.1	7	5	4	2	8	2	0	1	(ND) 9-10	3-1
5/2	DBU	5.1	4	6	2	5	8	0	0	0	(L) 1-6	3-2

Alex Moore

Date	Opponent	IP	H	R	ER	BB	SO	WP	BK	HBP	Score	Record
2/17	at Texas State	2.2	6	5	5	3	0	0	0	0	(L) 0-10	0-1

Nick Schmidt

Date	Opponent	IP	H	R	ER	BB	SO	WP	BK	HBP	Score	Record
4/3	at Murray State	2.0	5	4	3	1	2	0	0	1	(ND) 15-10	0-0
4/9	at Kansas	2.0	4	3	3	1	0	0	0	0	(L) 6-11	0-1

Davis Schwab

Date	Opponent	IP	H	R	ER	BB	SO	WP	BK	HBP	Score	Record
2/22	vs. Cal State Fullerton	4.1	7	5	4	1	3	0	0	0	(L) 0-7	1-1
3/1	UC Irvine-1	6.0	5	3	3	3	5	1	1	1	(L) 2-3	1-2
3/8	at Arkansas State	3.0	8	6	6	3	3	1	0	0	(L) 2-14	1-3
3/15	at Oklahoma	3.1	8	6	6	4	2	1	0	0	(ND) 11-8	1-3
4/13	at Illinois State-2	4.2	5	3	3	6	6	0	0	0	(L) 3-5	1-4
5/4	DBU	5.0	1	0	0	5	8	1	0	0	(W) 6-0	2-4

Logan Thomazin

Date	Opponent	IP	H	R	ER	BB	SO	WP	BK	HBP	Score	Record
2/27	Central Arkansas	7.0	1	1	0	4	11	0	0	2	(W) 15-3	1-0
3/10	at Arkansas State-2	4.1	4	5	5	1	3	0	0	3	(L) 4-6	1-1
3/16	at Oklahoma	1.2	4	5	5	3	2	1	0	1	(L) 2-11	1-2
3/22	at UCSB	3.0	7	5	5	5	1	2	1	0	(L) 3-7	1-3

Logan Wiley

Date	Opponent	IP	H	R	ER	BB	SO	WP	BK	HBP	Score	Record
2/15	vs. Nevada	4.1	6	5	5	0	2	0	0	3	(L) 4-16	0-1
2/24	vs. Fresno State	6.0	9	3	3	1	4	0	0	0	(L) 2-3	0-2
3/1	UC Irvine-2	5.2	2	1	0	0	7	0	0	0	(ND) 1-4	0-2
3/10	at Arkansas State-1	4.0	8	6	6	3	5	0	0	1	(L) 4-16	0-3
3/17	at Oklahoma	4.2	7	3	3	1	1	0	0	3	(L) 1-6	0-4
3/24	at UCSB	5.0	6	5	2	1	4	0	0	1	(L) 1-11	0-5
3/31	Indiana State-1	7.1	6	0	0	0	6	0	0	0	(ND) 1-0	0-5
4/6	at Southern Illinois -1	5.1	7	4	3	2	6	0	0	0	(W) 13-4	1-5
4/13	at Illinois State-1	5.1	9	4	4	0	7	0	0	0	(ND) 5-7	1-5
4/19	New Orleans	9.0	4	1	0	4	9	0	0	1	(W) 6-1	2-5
4/27	Bradley	6.0	7	2	2	0	8	0	0	2	(ND) 9-16	2-5
5/4	DBU	7.0	8	3	2	5	4	0	0	1	(W) 4-3	3-5


BEARS MISCELLANEOUS

Home	8-11
Away	6-17
Neutral	1-3
Day games	9-21
Night games	6-10
On turf	4-7
On turf infield/grass outfield	1-1
On grass	10-23
Wearing camouflage jersey/maroon hat	0-3
Wearing black jersey/white hat	5-6
Wearing black jersey/maroon hat	0-1
Wearing maroon Bears jersey/maroon hat	0-4
Wearing maroon MoState jersey/maroon hat	2-4
Wearing maroon MoState jersey/white hat	2-0
Wearing white jersey/maroon hat	0-2
Wearing white jersey/white hat	1-3
Wearing gray jersey/maroon hat	0-2
Wearing dark gray jersey/maroon hat	5-5
Wearing Green Up jersey/maroon hat	0-1
In Texas	1-2
In California	0-6
In Missouri	9-12
In Arkansas	0-3
In Oklahoma	2-3
In Kentucky	1-0
In Illinois	2-4
In Kansas	0-1
Doubleheaders	4-8
Extra innings	2-1
vs. Ranked teams	0-8
vs. Unranked teams	15-23
vs. Starting LHP	4-15
vs. Starting RHP	11-16
One-run games	3-4
Five+ run games	9-18
When scoring 0-2 runs	1-16
When scoring 3-5 runs	1-10
When scoring 6-9 runs	7-4
When scoring 10+ runs	6-1
When opponent scores 0-2 runs	6-0
When opponent scores 3-5 runs	6-6
When opponent scores 6-9 runs	2-11
When opponent scores 10+ runs	1-14
Shutouts	2-3
Missouri State scores first	10-6
Opponent scores first	5-25
Missouri State scores in first inning	6-4
Opponent scores in first inning	4-14
Leading after six	12-3
Trailing after six	1-27
Tied after six	2-1
Leading after seven	12-1
Trailing after seven	1-25
Tied after seven	2-1
Leading after eight	13-1
Trailing after eight	0-26
Tied after eight	2-0
Out-hit opponents	11-2
Out-hit by opponents	3-28
Matching hits	1-1
On Thursday	1-1
On Friday	4-8
On Saturday	4-8
On Sunday	1-8
On Tuesday	2-5
On Wednesday	3-1
In February	3-5
In March	4-14
In April	6-11
In May	2-1

MISSOURI STATE BASEBALL

Game 47 | MISSOURI STATE BEARS vs. WICHITA STATE SHOCKERS | May 7 | 6:32 p.m. (CDT) | Springfield, Mo. | Hammons Field (8,000) | KBFL 1060 AM/96.9 FM | ESPN+

RETIRED NUMBERS



Bill Rowe

On Saturday, May 8, 2004, former head baseball coach and director of athletics **Bill Rowe** became the first person in the 48-year history of the MSU baseball program to have his number retired.

Rowe guided the baseball Bears as head coach for 19 years from the start of the program in 1964 through its final season in NCAA Division II in 1982. He led the Bears to a 394-230-1 record and four Division II College World Series appearances. Under Rowe, the Bears finished as national runners-up in 1969 and finished third nationally in 1970 (just the sixth and seventh years of the program). As athletic director, Rowe guided the Bears from

Division II to Division I and saw the Bears change leagues from the MIAA and Mid-Continent Conferences to a current membership in the Missouri Valley Conference.

The retirement ceremony for Rowe's jersey was held prior to the Bears' doubleheader against Illinois State.

The indoor practice facility at Hammons Field also bears Rowe's name as of January 30, 2010.



Ryan Howard

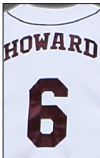
On Dec. 18, 2010, Missouri State retired the No. 6 jersey of former Bear and 2006 National League Most Valuable Player **Ryan Howard** at JQH Arena.

A St. Louis native who played at Missouri State from 1999-2001, Howard finished his collegiate career with 50 home runs, 183 RBIs and a .335 career average in 172 games. He was the 1999 Missouri Valley Conference Freshman of the Year and MSU's A.E. "Ted" Willis Most Valuable Player in 2000.

Since being drafted by Philadelphia in the fifth round of the 2001 draft, Howard has enjoyed a standout professional career. His long list of accomplishments as a member of

the Phillies includes 2005 National League Rookie of the Year, 2006 NL MVP, 2006 Home Run Derby champion, 2008 World Series champion, 2009 NLCS MVP and three All-Star selections.

Howard debuted with the Phillies in 2004, accumulating a career batting average of .258 with 382 homers and 1,194 RBIs in 1,572 MLB games over 13 seasons.



BEARS IN THE BIGS

- Scott Bailes
- Mark Bailey
- Buddy Baumann
- Scott Carroll
- Matt Cepicky
- Ross Detwiler
- Bart Evans
- Jeff Gray
- Matt Hall* (Detroit Tigers)
- Jason Hart
- Ryan Howard
- Pierce Johnson
- Mike Kickham
- Shaun Marcum
- Bill Mueller
- Matt Palmer
- John Rheinecker
- Brett Sinkbeil
- Luke Voit* (New York Yankees)
- Brad Ziegler

*Active on MLB roster

2019 SERIES BREAKDOWN

Series	W-L	Hitting						Pitching		BAA
		Avg.	R	2B	HR	SB	FLD%	ERA	SO/BB	
Nevada	0-1	.212	4	2	0	0	.971	16.00	6/5	.378
Utah	1-0	.364	6	3	0	1	.947	2.00	10/4	.235
Texas State	0-1	.069	0	0	0	0	.971	9.00	4/8	.290
Cal State Fullerton	0-1	.167	0	0	0	1	.925	6.00	8/5	.324
San Diego	0-1	.206	4	2	0	0	.970	12.38	2/11	.333
Fresno State	0-1	.188	2	0	0	0	.944	3.38	8/1	.281
Central Arkansas	2-0	.380	24	4	2	4	.945	4.00	20/6	.219
UC Irvine	0-2	.103	3	0	1	1	.962	3.00	15/5	.203
Arkansas State	0-3	.175	10	1	3	0	.980	13.12	24/23	.384
Oklahoma State	0-1	.226	2	0	0	0	.971	12.38	5/6	.414
Oral Roberts	1-0	.235	11	3	1	3	1.000	2.00	7/6	.172
Oklahoma	1-2	.178	14	5	1	3	.957	7.41	31/26	.338
UC Santa Barbara	0-3	.169	7	6	2	0	.889	5.16	20/10	.284
Arkansas	0-1	.219	2	0	0	0	.971	7.00	10/6	.286
Kansas	0-2	.265	11	5	2	0	.985	9.53	20/8	.306
Indiana State	2-1	.196	7	5	1	3	.959	4.80	25/16	.248
Southeast Missouri	1-0	.324	8	3	3	1	.939	2.00	11/1	.094
Murray State	1-0	.366	15	0	4	2	.974	8.00	12/5	.314
Southern Illinois	2-1	.318	25	4	6	6	.961	3.81	30/11	.237
Illinois State	0-3	.200	9	3	3	1	.971	7.12	27/12	.300
Missouri	0-2	.200	8	1	1	0	.958	10.06	11/14	.273
New Orleans	2-1	.333	26	7	4	4	.964	4.67	19/20	.240
Bradley	0-3	.250	23	6	3	4	.954	10.00	37/19	.330
DBU	2-1	.237	11	4	2	0	.943	1.33	27/17	.163
Wichita State										
Evansville										
Valparaiso										

SINGLE-GAME HIGHS

Batting	Individual	Team
At Bats	6, (6 times)	44 vs. Central Arkansas (2/27)
Runs	4, Ben Whetstone at Murray State (4/3)	15 vs. Central Arkansas (2/27)
		15 at Murray State (4/3)
Hits	4, Jack Duffy vs. New Orleans (4/20)	19 vs. Central Arkansas (2/27)
Doubles	2, Ben Whetstone at Illinois State (4/13)	5 vs. New Orleans (4/18)
Triples	2, John Privitera vs. Missouri (4/16)	2 vs. Central Arkansas (2/27)
		2 vs. Missouri (4/16)
Home Runs	3, Joey Polak at Southern Illinois (4/5)	5 at Southern Illinois (4/5)
Runs Batted In	5, Mason Hull at Murray State (4/3)	14 at Murray State (4/3)
	5, Joey Polak at Southern Illinois (4/5)	
Total Bases	12, Joey Polak at Southern Illinois (4/5)	29 at Southern Illinois (4/5)
Stolen Bases	3, Logan Geha at Southern Illinois (4/5)	5 at Southern Illinois (4/5)
Walks	4, Drew Millas at Oklahoma (3/15)	12 at Oral Roberts (3/13)
	4, Jack Duffy at Murray State (4/3)	12 at Murray State (4/3)
Strikeouts	4, (7 times)	17 at Oklahoma (3/17)
Fielding	Individual	Team
Putouts	16, Ben Whetstone vs. Indiana State (3/31)	36 vs. Indiana State (3/31)
Assists	6, (4 times)	14 at Oral Roberts (3/13)
		14 vs. DBU (5/2)
Errors	2, (9 times)	7 at UCSB (3/24)
Double Plays	4, Ben Whetstone vs. New Orleans (4/18)	4 vs. New Orleans (4/18)
	4, Mason Hull vs. New Orleans (4/18)	
Pitching	Individual	Team
Innings Pitched	9.0, Forrest Barnes at Southeast Missouri (4/2)	12.0 vs. Indiana State (3/31)
	9.0, Logan Wiley vs. New Orleans (4/19)	
Runs Allowed	8, Peyton Carson vs. New Orleans (4/20)	20 vs. New Orleans (4/20)
Earned Runs Allowed	7, Ben Cruikshank vs. Indiana State (3/31)	16 vs. Nevada (2/15)
Hits Allowed	9, Logan Wiley (2 times)	16 at Kansas (4/9)
	9, Jake Lochner at Illinois State (4/12)	16 vs. Bradley (4/27)
Walks	6, Davis Schwab at Illinois State (4/13)	14 at Oklahoma (3/15)
		14 vs. New Orleans (4/20)
Strikeouts	11, Logan Thomazin vs. Central Arkansas (2/27)	15 vs. Bradley (4/27)
	11, Forrest Barnes at Southeast Missouri (4/2)	
	11, Jake Lochner at Southern Illinois (4/5)	

MISSOURI STATE BASEBALL

Game 47 | MISSOURI STATE BEARS vs. WICHITA STATE SHOCKERS | May 7 | 6:32 p.m. (CDT) | Springfield, Mo. | Hammons Field (8,000) | KBFL 1060 AM/96.9 FM | ESPN+

SEASON RESULTS

Date	MSU Totals	Opponent	Opp. Totals	W/L	Record	Winner	Loser	Save	Highlights
2/15	4-7-1	vs. Nevada ^A	16-12-0	L	0-1	Anderson (1-0)	WILEY (0-1)	--	UNR scores in 8 of 9 inn.; Geha 2-3, 2B, BB
2/16	6-12-1	vs. Utah ^A	2-8-1	W	1-1	SCHWAB (1-0)	Pierce (0-1)	--	Schwab 4.1 IP, 3 H, 0 R, 6 K's; Privitera 3-3, 3 R, SB
2/17	0-2-1	at Texas State ^A	10-9-0	L	1-2	Reich (1-0)	MOORE (0-1)	--	Bears blanked on 2 H; Thomazin 3.1 IP, 2 H, 1 ER, 2 K's
2/22	0-5-3	vs. (24) Cal State Fullerton [®]	7-11-0	L	1-3	Bibee (2-0)	SCHWAB (1-1)	--	Bibee 7.0 SHO IP, 8 K's; Thomazin 2.2 IP, 5 K's
2/23	4-7-1	at San Diego [®]	14-10-0	L	1-4	Hendrickson (2-0)	JUENGER (0-1)	--	USD scores 8 runs in first 3 inn.; Ricketts 2-3, 6 RBIs
2/24	2-6-2	vs. Fresno State [@]	3-9-0	L	1-5	Moore (1-0)	WILEY (0-2)	Arias (2)	3-run 4th lifts Fresno; Sechler 2.0 IP, 4 K's; Millas 2-3, 3B, RBI
2/26	9-11-2	Central Arkansas	7-11-3	W	2-5	WITHERSPOON (1-0)	Smith (0-1)	SECHLER (1)	6-run 6th for MSU; Herron 2-4, HR (1), 2 RBI; Privitera 3-5
2/27	15-19-2	Central Arkansas	3-3-3	W	3-5	THOMAZIN (1-0)	Stone (0-1)	--	Thomazin 7.0 IP, 1 H, 0 ER, 11 K's; Geha career-high 3 H
3/1	2-2-1	(30) UC Irvine-1	3-5-0	L	3-6	Pallante (1-1)	SCHWAB (1-2)	Rashi (3)	Schwab 6.0 IP, 5 H, 3 ER, 5 K's; Zimmerman 2-run HR (1)
3/1	1-4-2	(30) UC Irvine-2	4-8-1	L	3-7	Bocko (3-0)	SECHLER (0-1)	--	UCI bullpen 5.1 hitless inn.; 10 K's; Lewis 3-run HR in 11th
3/8	2-2-1	at Arkansas State	14-15-3	L	3-8	Jackson (1-1)	SCHWAB (1-3)	--	Jackson 6.0 IP, 2 H, 0 ER; Jablonski 2-4, 4 RBIs
3/10	4-8-1	at Arkansas State-1	16-15-0	L	3-9	Coates (3-0)	WILEY (0-3)	--	ASU batters MSU for 15 hits; Felix 2-3, 4 RBIs; Coates 6.0 IP, 7 K's
3/10	4-7-0	at Arkansas State-2	6-8-0	L	3-10	Alberius (2-1)	THOMAZIN (1-1)	K. Stone (5)	Clayton 2-3, HR (1); Sechler 2.2 IP, 1 ER, 3 K's
3/12	2-7-1	at Oklahoma State	13-12-1	L	3-11	Standlee (2-0)	BARNES (0-1)	--	Polak 3-4, RBI; Witherspoon 4.0 IP, 1 H, 1 ER
3/13	11-8-0	at Oral Roberts	2-5-0	W	4-11	LOCHNER (1-0)	Odum (0-2)	--	Faith 2-5, 3 RBIs; Lochner 3.2 IP, 1 H, 0 ER, 3 K's
3/15	11-9-0	at Oklahoma	8-13-3	W	5-11	SECHLER (1-1)	Olds (0-1)	--	Bears rally from 8-0 deficit; Geha grand slam; Sechler 3.0 SHO IP
3/16	2-5-3	at Oklahoma	11-13-0	L	5-12	Wiles (4-0)	THOMAZIN (1-2)	--	Wiles 7.0 IP, 4 H, 2 ER, 9 K's; Cavalli 3-run HR
3/17	1-4-0	at Oklahoma	6-11-0	L	5-13	Prater (4-1)	WILEY (0-4)	--	Prater 7.0 IP, 1 H, 1 ER, 15 K's; OU pitching fans 17 Bears
3/22	3-6-2	at (28) UC Santa Barbara	7-10-0	L	5-14	Brecht (4-0)	THOMAZIN (1-3)	McGreevy (4)	Brecht, McGreevy combine to strike out 16 Bears
3/23	3-6-2	at (28) UC Santa Barbara	5-6-1	L	5-15	Dashwood (4-0)	SECHLER (1-2)	Lincoln (5)	UCSB scores three times in 6th and 7th inn. to break 2-2 tie
3/24	1-3-7	at (28) UC Santa Barbara	11-9-0	L	5-16	Boone (2-0)	WILEY (0-5)	--	Gauchos score nine unearned runs on seven MSU errors
3/26	2-7-1	(8) Arkansas	8-10-1	L	5-17	Vermillion (3-0)	JUENGER (0-2)	--	Razorbacks post twin three-run rallies to overcome 2-0 deficit
3/27	5-9-1	Kansas	9-6-1	L	5-18	Washilewski (2-0)	BARNES (0-2)	--	Groshans HR, 6 RBIs to help KU build 7-0 lead
3/29	6-12-3	Indiana State ^A	5-11-2	W	6-18	SECHLER (2-2)	Grauer (1-2)	--	Whetstone 2-4, 2 RBIs; Sechler 3.2, 3 H, 0 ER, 5 K's
3/31	1-4-2	Indiana State-1 ^A	9-7-1	W	7-18	JUENGER (1-2)	Guerrero (1-1)	--	Ramos walk-off, bases-loaded walk in 12th; Wiley 7.1 SHO IP, 6 K's
3/31	0-4-0	Indiana State-2 ^A	12-10-1	L	7-19	Whitbread (5-0)	CRUIKSHANK (0-1)	--	Whitbread 7.0 IP (CG), 4 H, 0 ER, 10 K's; Huntley 3-4
4/2	8-12-2	at Southeast Missouri	2-3-2	W	8-19	BARNES (1-2)	Cisneros (1-1)	--	Barnes 9.0 IP (CG), 3 H, 2 ER, 1 BB, 11 K's; Kotowski 2 HR's
4/3	15-15-1	at Murray State	10-11-2	W	9-19	JUENGER (2-2)	Carvell (0-2)	SECHLER (2)	Hull 2 HR, 5 RBIs; Whetstone 1-2, HR, 4 R; Privitera 3-5, 2 RBIs
4/5	10-14-2	at Southern Illinois ^A	5-5-2	W	10-19	LOCHNER (2-0)	Grace (0-1)	--	Lochner 8.0 IP, 11 K's; Polak 3 HR's, 5 RBIs; Kotowski 2 HR's
4/6	13-14-1	at Southern Illinois-1 ^A	4-8-1	W	11-19	WILEY (1-5)	Givens (3-3)	SECHLER (3)	Polak 2-4, 2 RBIs; Hull 2-3, go-ahead HR, 3 RBIs
4/6	2-7-1	at Southern Illinois-2 ^A	4-10-0	L	11-20	Begner (3-3)	CRUIKSHANK (0-2)	McDaniel (9)	Schwab 5.2 IP, 3 H, 0 R, 8 K's in relief
4/9	6-9-0	at Kansas	11-16-0	L	11-21	Barry (2-0)	SCHMIDT (0-1)	--	Jayhawks record 7 extra-base hits; Duffy 2-2, 9-game hit streak
4/12	1-9-2	at Illinois State ^A	7-12-1	L	11-22	Headrick (3-3)	LOCHNER (2-1)	--	Headrick strikes out 12; Parola 3-4
4/13	5-6-0	at Illinois State-1 ^A	7-10-4	L	11-23	Johnson (4-0)	SECHLER (2-3)	--	ISU scores seven unanswered; Duffy 2-5, 11-game hit streak
4/13	3-5-1	at Illinois State-2 ^A	5-8-0	L	11-24	Walker (2-5)	SCHWAB (1-4)	Gilmore (6)	Polak, Privitera homer; Walker 7.0 IP, 2 H, 1 ER, 8 K's
4/16	6-8-3	(21) Missouri	14-11-0	L	11-25	Robertson (2-0)	SCHMIDT (0-2)	--	Privitera 3-4, 2 3Bs; Whetstone 2-run HR, 10-game hit streak
4/18	8-10-0	New Orleans	3-8-0	W	12-25	LOCHNER (3-1)	Holstein (1-2)	--	Millas 2-4, 4 RBIs; Lochner 6.2 IP, 3 ER, 2 K's; MSU 4 DPs
4/19	6-9-1	New Orleans	1-4-2	W	13-25	WILEY (2-5)	Turpin (4-3)	--	Privitera 2-3, 2 RBIs; Whetstone 2-5, 2 RBIs; Wiley CG, 9 K's
4/20	12-15-3	New Orleans	20-11-1	L	13-26	Oset (5-1)	SCHMIDT (0-3)	Martin (11)	Whetstone 2-4, HR, 4 RBIs; Duffy career-best 4 hits
4/23	2-5-0	at Missouri	6-7-0	L	13-27	Springer (4-0)	JUENGER (2-3)	--	Duffy 2-4, 2B; MU holds Bears scoreless through 8.0 IP
4/26	9-7-2	Bradley ^A	10-13-1	L	13-28	Cilano (2-0)	SECHLER (2-4)	Denlinger (4)	BU erases three-run deficit in 9th; Privitera 3-run 2B in 8th
4/27	9-11-1	Bradley ^A	16-16-2	L	13-29	Moscot (4-1)	JUENGER (2-4)	Beer (7)	Braves score 14 in final three innings; Whetstone 3-run HR
4/28	5-7-2	Bradley ^A	6-9-0	L	13-30	Lund (3-3)	BARNES (1-3)	Denlinger (5)	Kotowski 2-4, HR (9), 2 RBIs; Duffy 2-4
5/2	1-5-4	DBU ^A	6-6-0	L	13-31	Martinson (6-3)	LOCHNER (3-2)	--	Juenger 2.1 IP, 2 H, 0 R; Herron 2-4
5/3	4-7-1	DBU-1 ^A	3-8-1	W	14-31	WILEY (3-5)	Johnson (7-2)	SECHLER (4)	Wiley 7.0 IP, 2 ER, 4 K's; Whetstone 2-run HR (6)
5/4	6-10-2	DBU-2 ^A	0-1-3	W	15-31	SCHWAB (2-4)	Sherlin (0-1)	--	Schwab 5.0 IP, 1 H, 0 R, 8 K's; Juenger 3.0 IP, 0 H, 0 R
5/7		Wichita State							
5/10		at Evansville ^A							
5/11		at Evansville ^A							
5/12		at Evansville ^A							
5/16		Valparaiso ^A							
5/17		Valparaiso ^A							
5/18		Valparaiso ^A							

* Missouri Valley Conference game; ^A at Texas State Tournament (San Marcos, Texas); [®] at Tony Gwynn Legacy (San Diego, Calif.)

Record Breakdown: 15-31 overall, 6-9 MVC; 9-22 non-conference; 6-17 away; 8-11 home; 1-3 neutral; 3-5 February; 4-14 March; 6-11 April; 2-1 May; 9-21 day games; 6-10 night games; longest winning streak - 4; longest losing streak - 7

MISSOURI STATE BASEBALL

Game 47 | MISSOURI STATE BEARS vs. WICHITA STATE SHOCKERS | May 7 | 6:32 p.m. (CDT) | Springfield, Mo. | Hammons Field (8,000) | KBFL 1060 AM/96.9 FM | ESPN+

OVERALL BATTING-FIELDING STATISTICS

Record: 15-31 Home: 8-11 Away: 6-17 Neutral: 1-3 MVC: 6-9

Player	avg	gp-gs	ab	r	h	2b	3b	hr	rbi	tb	slg%	bb	hp	so	gdp	ob%	sf	sh	sb-att	po	a	e	fld%	
Kotowski,Dakota	.304	35-28	102	19	31	3	0	10	20	64	.627	8	3	41	1	.372	0	0	0-0	37	1	3	.927	
Duffy,Jack	.275	45-44	153	22	42	7	0	1	13	52	.340	24	2	24	1	.374	3	3	5-8	117	2	3	.975	
Millas,Drew	.272	41-41	158	22	43	10	2	3	22	66	.418	24	5	47	2	.381	2	0	1-1	237	19	8	.970	
Privitera,John	.260	46-46	173	26	45	10	3	1	21	64	.370	18	2	36	0	.337	0	4	7-10	61	86	5	.967	
Herron,Anthony	.258	33-23	93	12	24	3	0	2	14	33	.355	8	2	33	1	.327	1	0	4-5	0	0	0	.000	
Whetstone,Ben	.256	46-46	164	28	42	10	0	6	30	70	.427	24	9	29	4	.377	2	0	0-2	328	23	3	.992	
Polak,Joey	.219	44-43	160	22	35	5	0	7	25	61	.381	16	2	66	1	.293	3	0	0-0	20	58	11	.876	
Geha,Logan	.203	46-44	153	28	31	5	0	5	20	51	.333	23	9	50	2	.341	0	6	13-14	198	26	9	.961	
Hull,Mason	.182	41-40	121	15	22	7	0	3	17	38	.314	13	1	39	2	.263	2	2	0-1	67	96	13	.926	

Faith,Sam	.258	31-11	62	6	16	2	0	0	5	18	.290	3	3	22	0	.324	0	1	1-1	14	23	3	.925	
Ramos,Javier	.222	7-1	9	2	2	0	0	1	5	5	.556	1	0	5	0	.300	0	0	0-0	0	1	1	.500	
Clayton,Collin	.195	35-24	77	18	15	1	2	1	4	23	.299	10	4	17	4	.319	0	2	2-3	62	0	0	1.000	
Zimmerman,Brooks	.180	22-13	50	6	9	1	0	1	5	13	.260	4	1	21	2	.250	1	1	0-0	14	0	0	1.000	
Fitzpatrick,Jordan	.096	30-10	52	6	5	0	0	0	3	5	.096	8	0	16	0	.213	1	0	0-0	19	0	1	.950	
Juenger,Hayden	.000	1-0	1	0	0	0	0	0	0	0	.000	0	0	1	0	.000	0	0	0-0	3	4	0	1.000	
Totals	.237	46	1528	232	362	64	7	41	204	563	.368	184	43	447	20	.333	15	19	33-45	1193	391	69	.958	
Opponents	.278	46	1532	342	426	95	16	36	314	661	.431	240	81	381	36	.397	28	30	59-76	1223	365	43	.974	

LOB - Team (334), Opp (376). DPs turned - Team (41), Opp (25).

OVERALL PITCHING STATISTICS

(All games Sorted by Earned run avg)

Player	era	w-l	app	gs	cg	sho	sv	ip	h	r	er	bb	so	2b	3b	hr	b/avg	wp	hp	bk	sfa	sha		
Wiley,Logan	3.88	3-5	12	12	1	0/1	0	69.2	79	37	30	17	63	16	3	6	.286	0	12	0	2	5		
Juenger,Hayden	4.86	2-4	20	3	0	0/2	0	46.1	43	29	25	25	42	7	4	3	.250	2	4	2	2	1		
Lochner,Jake	5.33	3-2	14	7	0	0/0	0	52.1	53	39	31	21	47	13	3	3	.266	5	9	0	1	6		

Sechler,Connor	3.73	2-4	20	0	0	0/2	4	41.0	28	18	17	24	47	5	0	1	.196	2	6	0	4	3		
Barnes,Forrest	6.43	1-3	9	7	1	0/0	0	28.0	26	23	20	19	22	8	0	4	.250	1	5	0	0	2		
Thomazin,Logan	6.68	1-3	13	4	0	0/0	0	32.1	30	26	24	15	34	6	1	4	.256	6	15	0	4	2		
Schwab,Davis	8.16	2-4	16	6	0	0/2	0	43.0	51	41	39	36	49	14	2	3	.297	6	4	2	1	4		
Schmidt,Nick	8.86	0-3	15	2	0	0/0	0	21.1	22	23	21	18	18	6	0	2	.265	6	10	0	3	0		
Cruikshank,Ben	9.78	0-2	10	4	0	0/0	0	19.1	22	25	21	23	15	2	0	2	.297	1	3	0	1	4		
Witherspoon,Nate	10.19	1-0	14	0	0	0/0	0	17.2	26	25	20	12	16	6	1	4	.366	2	7	0	7	1		
Gibbs,Zach	13.94	0-0	10	0	0	0/0	0	10.1	13	19	16	10	16	4	1	2	.310	4	2	1	1	1		
Carson,Peyton	15.43	0-0	8	0	0	0/0	0	9.1	17	18	16	6	7	4	1	2	.405	1	2	0	1	1		
Moore,Alex	19.29	0-1	3	1	0	0/0	0	4.2	14	10	10	4	1	3	0	0	.519	0	0	0	1	0		
Ramos,Javier	27.00	0-0	5	0	0	0/0	0	2.1	2	9	7	10	4	1	0	0	.200	1	2	0	0	0		
Totals	6.59	15-31	46	46	2	2/2	4	397.2	426	342	291	240	381	95	16	36	.278	37	81	5	28	30		
Opponents	4.37	31-15	46	46	1	3/2	11	407.2	362	232	198	184	447	64	7	41	.237	36	43	7	15	19		

PB - Team (1), Geha,L. 1, Opp (15). Pickoffs - Team (16), Thomazin,L. 3, Wiley,L. 3, Geha,L. 3, Schwab,D. 3, Juenger,H. 1, Lochner,J. 1, Barnes,F. 1, Millas,D. 1, Opp (8).

MISSOURI STATE BASEBALL

Game 47 | MISSOURI STATE BEARS vs. WICHITA STATE SHOCKERS | May 7 | 6:32 p.m. (CDT) | Springfield, Mo. | Hammons Field (8,000) | KBFL 1060 AM/96.9 FM | ESPN+

MVC BATTING-FIELDING STATISTICS

Record: 6-9 Home: 4-5 Away: 2-4 MVC: 6-9

Player	avg	gp-gs	ab	r	h	2b	3b	hr	rbi	tb	slg%	bb	hp	so	gdp	ob%	sf	sh	sb-att	po	a	e	fld%	
Kotowski,Dakota	.340	15-15	50	10	17	3	0	6	13	38	.760	6	1	14	1	.421	0	0	0-0	16	0	0	1.000	
Polak,Joey	.317	13-12	41	7	13	1	0	4	14	26	.634	9	0	18	0	.423	2	0	0-0	6	14	6	.769	
Duffy,Jack	.316	15-15	57	11	18	3	0	1	4	24	.421	8	1	11	0	.403	1	2	2-3	32	1	1	.971	
Whetstone,Ben	.293	15-15	58	10	17	5	0	2	10	28	.483	6	1	9	3	.369	0	0	0-0	116	10	0	1.000	
Herron,Anthony	.242	11-8	33	1	8	1	0	0	1	9	.273	2	1	14	0	.306	0	0	2-3	0	0	0	.000	
Privitera,John	.218	15-15	55	9	12	4	0	1	9	19	.345	5	0	9	0	.283	0	2	2-2	20	30	0	1.000	
Millas,Drew	.213	15-15	61	9	13	3	0	0	6	16	.262	8	1	19	0	.310	1	0	0-0	96	10	6	.946	
Hull,Mason	.208	15-15	48	4	10	1	0	1	4	14	.292	7	0	15	2	.304	1	0	0-0	24	42	4	.943	
Geha,Logan	.146	15-14	48	9	7	1	0	0	1	8	.167	6	4	14	1	.293	0	2	7-7	62	6	1	.986	

Faith,Sam	.267	8-3	15	1	4	0	0	0	1	4	.267	1	0	5	0	.313	0	0	0-0	5	5	1	.909	
Clayton,Collin	.167	8-3	12	4	2	0	1	0	1	4	.333	3	1	3	0	.375	0	1	1-2	12	0	0	1.000	
Fitzpatrick,Jordan	.059	10-3	17	0	1	0	0	0	0	1	.059	1	0	6	0	.111	0	0	0-0	6	0	0	1.000	
Zimmerman,Brooks	.000	5-1	5	0	0	0	0	0	0	0	.000	0	0	3	0	.000	0	1	0-0	0	0	0	.000	
Ramos,Javier	.000	2-1	4	0	0	0	0	0	1	0	.000	1	0	2	0	.200	0	0	0-0	0	0	1	.000	
Juenger,Hayden	.000	1-0	1	0	0	0	0	0	0	0	.000	0	0	1	0	.000	0	0	0-0	1	2	0	1.000	
Totals	.242	15	505	75	122	22	1	15	65	191	.378	63	10	143	7	.334	5	8	14-17	402	133	24	.957	
Opponents	.259	15	517	90	134	32	3	9	81	199	.385	75	12	146	12	.365	1	10	18-22	404	130	19	.966	

LOB - Team (112), Opp (123). DPs turned - Team (13), Opp (11).

MVC PITCHING STATISTICS

(MVC games only Sorted by Earned run avg)

Player	era	w-l	app	gs	cg	sho	sv	ip	h	r	er	bb	so	2b	3b	hr	b/avg	wp	hp	bk	sfa	sha
Juenger,Hayden	3.06	1-1	10	0	0	0/2	0	17.2	11	7	6	10	15	4	1	2	.177	2	0	1	0	0
Wiley,Logan	3.19	2-0	5	5	0	0/1	0	31.0	37	13	11	7	31	7	0	3	.296	0	3	0	0	2
Sechler,Connor	3.50	1-2	8	0	0	0/2	2	18.0	10	7	7	10	20	2	0	0	.159	1	2	0	0	1
Schwab,Davis	3.86	1-1	5	2	0	0/2	0	16.1	11	7	7	16	23	4	0	1	.186	1	1	0	0	0
Lochner,Jake	6.04	1-2	5	5	0	0/0	0	28.1	31	26	19	13	34	6	2	0	.270	4	3	0	0	4

Carson,Peyton	0.00	0-0	1	0	0	0/0	0	1.1	0	0	0	0	1	0	0	0	.000	0	0	0	0	0
Schmidt,Nick	1.59	0-0	2	0	0	0/0	0	5.2	4	1	1	3	7	1	0	0	.182	2	1	0	0	0
Thomazin,Logan	9.00	0-0	3	0	0	0/0	0	2.0	3	2	2	2	2	2	0	0	.429	2	1	0	0	0
Gibbs,Zach	10.12	0-0	4	0	0	0/0	0	5.1	7	6	6	3	9	2	0	2	.304	2	0	0	0	0
Barnes,Forrest	13.50	0-1	1	1	0	0/0	0	3.1	6	5	5	3	1	2	0	0	.429	0	0	0	0	1
Cruikshank,Ben	27.00	0-2	2	2	0	0/0	0	3.1	9	10	10	5	2	0	0	0	.600	0	1	0	1	1
Witherspoon,Nate	32.40	0-0	2	0	0	0/0	0	1.2	5	6	6	3	1	2	0	1	.556	0	0	0	0	1
Totals	5.37	6-9	15	15	0	2/2	2	134.0	134	90	80	75	146	32	3	9	.259	14	12	1	1	10
Opponents	4.28	9-6	15	15	1	1/0	5	134.2	122	75	64	63	143	22	1	15	.242	12	10	0	5	8

PB - Team (0), Opp (8). Pickoffs - Team (8), Wiley,L. 2, Schwab,D. 1, Millas,D. 1, Lochner,J. 1, Juenger,H. 1, Geha,L. 1, Barnes,F. 1, Opp (4).

MISSOURI STATE BASEBALL

Game 47 | MISSOURI STATE BEARS vs. WICHITA STATE SHOCKERS | May 7 | 6:32 p.m. (CDT) | Springfield, Mo. | Hammons Field (8,000) | KBFL 1060 AM/96.9 FM | ESPN+

HOME BATTING-FIELDING STATISTICS

Record: 8-11 Home: 8-11 Away: 0-0 MVC: 4-5

Player	avg	gp-gs	ab	r	h	2b	3b	hr	rbi	tb	slg%	bb	hp	so	gdp	ob%	sf	sh	sb-att	po	a	e	fld%
Kotowski,Dakota	.370	14-12	46	7	17	3	0	4	10	32	.696	2	1	15	1	.408	0	0	0-0	12	0	1	.923
Herron,Anthony	.333	14-12	45	6	15	2	0	1	6	20	.444	4	0	16	0	.388	0	0	1-1	0	0	0	.000
Privitera,John	.324	19-19	68	14	22	4	3	0	10	32	.471	8	0	12	0	.395	0	3	3-4	24	36	0	1.000
Millas,Drew	.286	15-15	56	7	16	3	0	1	8	22	.393	10	3	13	1	.420	0	0	1-1	97	8	4	.963
Duffy,Jack	.278	19-19	72	12	20	3	0	0	6	23	.319	6	1	13	0	.333	2	2	3-5	54	1	0	1.000
Geha,Logan	.274	19-19	62	17	17	3	0	1	6	23	.371	11	6	14	1	.430	0	4	7-8	89	12	4	.962
Whetstone,Ben	.270	19-19	74	13	20	4	0	5	19	39	.527	8	2	11	2	.357	0	0	0-1	143	15	3	.981
Polak,Joey	.175	17-16	57	8	10	2	0	2	8	18	.316	8	1	26	1	.288	0	0	0-0	11	17	6	.824
Hull,Mason	.143	19-19	56	7	8	3	0	0	4	11	.196	8	1	16	2	.258	1	1	0-0	37	50	10	.897

Faith, Sam	.316	12-3	19	3	6	0	0	0	1	6	.316	1	0	5	0	.350	0	0	0-0	5	5	1	.909
Ramos,Javier	.286	4-1	7	2	2	0	0	1	5	5	.714	1	0	3	0	.375	0	0	0-0	0	1	1	.500
Zimmerman,Brooks	.167	8-4	18	4	3	0	0	1	3	6	.333	2	0	8	1	.238	1	1	0-0	4	0	0	1.000
Clayton,Collin	.111	15-9	27	5	3	0	1	0	1	5	.185	2	2	9	2	.226	0	1	1-2	25	0	0	1.000
Fitzpatrick,Jordan	.111	12-4	27	2	3	0	0	0	2	3	.111	2	0	8	0	.167	1	0	0-0	9	0	0	1.000
Juenger,Hayden	.000	1-0	1	0	0	0	0	0	0	0	.000	0	0	1	0	.000	0	0	0-0	2	2	0	1.000
Totals	.255	19	635	107	162	27	4	16	89	245	.386	73	17	170	11	.345	5	12	16-22	522	170	33	.954
Opponents	.243	19	650	130	158	35	2	11	121	230	.354	103	38	172	18	.374	8	14	17-23	500	156	22	.968

LOB - Team (135), Opp (161). DPs turned - Team (19), Opp (14).

HOME PITCHING STATISTICS

(Home games Sorted by Earned run avg)

Player	era	w-l	app	gs	cg	sho	sv	ip	h	r	er	bb	so	2b	3b	hr	b/avg	wp	hp	bk	sfa	sha	
Wiley, Logan	1.03	2-0	5	5	1	0/1	0	35.0	27	7	4	9	34	3	0	1	.216	0	4	0	0	2	
Sechler, Connor	3.66	1-2	9	0	0	0/2	2	19.2	16	8	8	7	20	3	0	1	.213	1	3	0	0	1	
Lochner, Jake	5.01	1-1	6	4	0	0/0	0	23.1	25	19	13	11	20	4	1	0	.278	3	5	0	1	3	

Ramos, Javier	0.00	0-0	1	0	0	0/0	0	0.1	0	0	0	0	0	0	0	0	.000	0	0	0	0	0	
Thomazin, Logan	3.00	1-0	6	1	0	0/0	0	15.0	6	7	5	8	18	2	0	1	.125	2	6	0	1	1	
Juenger, Hayden	4.11	1-2	8	0	0	0/2	0	15.1	12	8	7	10	12	3	0	2	.226	2	0	0	0	0	
Barnes, Forrest	8.16	0-2	5	5	0	0/0	0	14.1	15	14	13	11	8	5	0	1	.278	0	4	0	0	2	
Cruikshank, Ben	8.31	0-1	3	2	0	0/0	0	8.2	8	9	8	8	7	0	0	1	.250	0	2	0	1	2	
Schmidt, Nick	8.68	0-2	6	0	0	0/0	0	9.1	7	10	9	8	11	2	0	0	.200	4	6	0	2	0	
Schwab, Davis	9.20	1-1	7	2	0	0/2	0	14.2	12	15	15	16	19	5	0	0	.214	3	3	1	0	2	
Gibbs, Zach	12.79	0-0	5	0	0	0/0	0	6.1	9	9	9	4	9	3	1	1	.333	2	1	1	1	0	
Witherspoon, Nate	14.00	1-0	7	0	0	0/0	0	9.0	15	16	14	7	10	3	0	3	.385	0	4	0	2	1	
Carson, Peyton	18.00	0-0	3	0	0	0/0	0	3.0	6	8	6	4	4	2	0	0	.400	1	0	0	0	0	
Totals	5.43	8-11	19	19	1	2/2	2	174.0	158	130	105	103	172	35	2	11	.243	18	38	2	8	14	
Opponents	4.81	11-8	19	19	1	1/0	5	166.2	162	107	89	73	170	27	4	16	.255	17	17	3	5	12	

PB - Team (0), Opp (7). Pickoffs - Team (9), Thomazin, L. 2, Wiley, L. 2, Millas, D. 1, Lochner, J. 1, Juenger, H. 1, Schwab, D. 1, Barnes, F. 1, Opp (5).

MISSOURI STATE BASEBALL

Game 47 | MISSOURI STATE BEARS vs. WICHITA STATE SHOCKERS | May 7 | 6:32 p.m. (CDT) | Springfield, Mo. | Hammons Field (8,000) | KBFL 1060 AM/96.9 FM | ESPN+

ROAD BATTING-FIELDING STATISTICS

Record: 6-17 Home: 0-0 Away: 6-17 MVC: 2-4

Player	avg	gp-gs	ab	r	h	2b	3b	hr	rbi	tb	slg%	bb	hp	so	gdp	ob%	sf	sh	sb-att	po	a	e	fld%	
Duffy, Jack	.290	22-21	69	9	20	4	0	1	6	27	.391	15	1	10	1	.419	1	1	2-3	53	0	3	.946	
Whetstone, Ben	.276	23-23	76	14	21	6	0	1	10	30	.395	13	7	15	2	.423	1	0	0-0	152	7	0	1.000	
Millas, Drew	.273	22-22	88	13	24	6	1	2	11	38	.432	12	2	31	1	.369	1	0	0-0	117	10	4	.969	
Polak, Joey	.261	23-23	88	13	23	3	0	5	16	41	.466	7	1	30	0	.313	3	0	0-0	7	38	4	.918	
Kotowski, Dakota	.250	21-16	56	12	14	0	0	6	10	32	.571	6	2	26	0	.344	0	0	0-0	25	1	2	.929	
Hull, Mason	.235	18-17	51	7	12	3	0	3	13	24	.471	5	0	18	0	.298	1	1	0-0	23	36	1	.983	
Privitera, John	.176	23-23	91	8	16	4	0	1	10	23	.253	8	0	21	0	.242	0	1	3-4	33	38	2	.973	
Geha, Logan	.127	23-21	79	10	10	1	0	4	13	23	.291	10	2	31	1	.242	0	2	5-5	95	13	5	.956	

Faith, Sam	.237	17-7	38	3	9	2	0	0	4	11	.289	2	2	16	0	.310	0	1	1-1	9	18	2	.931	
Clayton, Collin	.235	16-11	34	12	8	1	1	1	3	14	.412	8	2	5	1	.409	0	0	1-1	26	0	0	1.000	
Herron, Anthony	.209	17-10	43	6	9	1	0	1	8	13	.302	4	2	15	1	.300	1	0	3-4	0	0	0	.000	
Fitzpatrick, Jordan	.080	17-6	25	4	2	0	0	0	0	2	.080	5	0	8	0	.233	0	0	0-0	10	0	1	.909	
Zimmerman, Brooks	.080	11-7	25	2	2	1	0	0	1	3	.120	1	1	13	1	.148	0	0	0-0	9	0	0	1.000	
Ramos, Javier	.000	3-0	2	0	0	0	0	0	0	0	.000	0	0	2	0	.000	0	0	0-0	0	0	0	.000	
Totals	.222	23	765	113	170	32	2	25	105	281	.367	96	22	241	8	.323	8	6	15-18	566	186	29	.963	
Opponents	.303	23	745	184	226	57	11	20	168	365	.490	122	31	177	14	.414	17	14	37-47	615	177	20	.975	

LOB - Team (169), Opp (179). DPs turned - Team (18), Opp (10).

ROAD PITCHING STATISTICS

(Away games Sorted by Earned run avg)

Player	era	w-l	app	gs	cg	sho	sv	ip	h	r	er	bb	so	2b	3b	hr	b/avg	wp	hp	bk	sfa	sha
Juenger, Hayden	5.20	1-2	11	2	0	0/0	0	27.2	26	19	16	12	28	4	4	1	.250	0	4	1	2	1
Lochner, Jake	5.59	2-1	8	3	0	0/0	0	29.0	28	20	18	10	27	9	2	3	.257	2	4	0	0	3
Wiley, Logan	6.66	1-3	5	5	0	0/0	0	24.1	37	22	18	7	23	13	1	4	.343	0	5	0	1	2

Sechler, Connor	4.50	1-2	9	0	0	0/0	2	18.0	12	10	9	17	21	2	0	0	.207	1	2	0	4	2
Barnes, Forrest	4.85	1-1	3	2	1	0/0	0	13.0	10	9	7	7	14	3	0	3	.208	1	1	0	0	0
Witherspoon, Nate	5.40	0-0	5	0	0	0/0	0	8.1	11	8	5	3	5	3	1	1	.355	2	3	0	5	0
Cruikshank, Ben	7.84	0-1	6	2	0	0/0	0	10.1	14	12	9	12	7	2	0	1	.341	1	0	0	0	2
Schwab, Davis	9.15	0-2	7	3	0	0/0	0	19.2	29	21	20	18	21	8	2	2	.354	3	0	0	1	1
Schmidt, Nick	10.80	0-1	7	2	0	0/0	0	8.1	11	11	10	9	6	3	0	0	.314	2	2	0	0	0
Thomazin, Logan	11.05	0-3	6	3	0	0/0	0	14.2	21	18	18	6	11	4	1	3	.350	4	8	0	2	1
Carson, Peyton	11.81	0-0	4	0	0	0/0	0	5.1	8	7	7	2	3	2	0	1	.381	0	1	0	1	1
Gibbs, Zach	15.75	0-0	5	0	0	0/0	0	4.0	4	10	7	6	7	1	0	1	.267	2	1	0	0	1
Moore, Alex	19.29	0-1	3	1	0	0/0	0	4.2	14	10	10	4	1	3	0	0	.519	0	0	0	1	0
Ramos, Javier	33.75	0-0	3	0	0	0/0	0	1.1	1	7	5	9	3	0	0	0	.167	1	0	0	0	0
Totals	7.58	6-17	23	23	1	0/0	2	188.2	226	184	159	122	177	57	11	20	.303	19	31	1	17	14
Opponents	4.26	17-6	23	23	0	1/1	5	205.0	170	113	97	96	241	32	2	25	.222	16	22	3	8	6

PB - Team (1), Geha, L. 1, Opp (8). Pickoffs - Team (6), Geha, L. 3, Schwab, D. 2, Wiley, L. 1, Opp (2).

MISSOURI STATE BASEBALL

Game 47 | MISSOURI STATE BEARS vs. WICHITA STATE SHOCKERS | May 7 | 6:32 p.m. (CDT) | Springfield, Mo. | Hammons Field (8,000) | KBFL 1060 AM/96.9 FM | ESPN+

MSU GAME-BY-GAME BATTING

Date	Opponent	ab	r	h	rbi	2b	3b	hr	tb	bb	ibb	sb	cs	hbp	sac	sf	gdp	k	po	a	e	lob	avg
Feb 15	vs Nevada	33	4	7	3	2	0	0	9	6	0	0	0	2	0	0	0	10	27	6	1	10	.212
Feb 16	vs Utah	33	6	12	5	3	0	0	15	3	1	1	1	1	1	1	1	2	27	9	1	6	.288
Feb 17	at Texas State	29	0	2	0	0	0	0	2	0	0	0	0	0	0	0	0	8	24	10	1	2	.221
Feb 22	vs Cal State Fullerton	30	0	5	0	0	0	0	5	1	0	1	2	0	0	0	0	11	27	10	3	4	.208
Feb 23	at San Diego	34	4	7	3	2	0	0	9	5	0	0	0	2	0	0	0	12	24	8	1	10	.208
Feb 24	vs Fresno State	32	2	6	2	0	1	0	8	5	0	0	0	1	0	1	0	13	24	10	2	10	.204
Feb 26	CENTRAL ARKANSAS	35	9	11	7	2	0	1	16	5	0	1	1	0	0	0	2	6	27	6	2	7	.221
Feb 27	CENTRAL ARKANSAS	44	15	19	10	2	2	1	28	1	0	3	1	2	1	0	0	10	27	9	2	9	.256
Mar 01	UC IRVINE	23	2	2	2	0	0	1	5	1	0	1	0	1	0	0	0	8	21	9	1	2	.242
Mar 01	UC IRVINE	35	1	4	1	0	0	0	4	1	0	0	0	0	1	0	1	12	33	13	2	3	.229
Mar 08	at Arkansas State	31	2	2	2	1	0	0	3	3	0	0	0	1	0	0	1	7	24	6	1	6	.214
Mar 10	at Arkansas State	33	4	8	4	0	0	1	11	3	0	0	0	1	0	1	1	9	24	9	1	7	.217
Mar 10	at Arkansas State	33	4	7	4	0	0	2	13	3	0	0	0	0	1	0	0	9	24	10	0	6	.216
Mar 12	at Oklahoma State	31	2	7	2	0	0	0	7	5	0	0	1	1	0	0	2	11	24	10	1	8	.217
Mar 13	at Oral Roberts	34	11	8	10	3	0	1	14	12	0	3	0	1	0	1	0	8	27	14	0	10	.218
Mar 15	at Oklahoma	37	11	9	11	3	0	1	15	11	2	1	0	1	0	1	0	10	27	8	0	12	.220
Mar 16	at Oklahoma	32	2	5	2	1	0	1	9	2	0	1	0	0	0	0	0	12	24	5	3	5	.216
Mar 17	at Oklahoma	30	1	4	1	1	0	1	8	1	0	0	0	2	0	0	1	17	24	10	0	5	.212
Mar 22	at UC Santa Barbara	33	3	6	3	1	0	2	13	1	0	0	0	1	0	0	0	16	24	6	2	5	.211
Mar 23	at UC Santa Barbara	32	3	6	3	3	0	0	9	0	0	0	0	0	1	0	0	11	24	6	2	3	.209
Mar 24	at UC Santa Barbara	24	1	3	1	2	0	0	5	1	0	0	0	1	0	0	0	12	20	8	7	4	.206
Mar 26	ARKANSAS	32	2	8	1	0	0	0	8	3	0	0	0	2	1	0	1	10	27	7	1	9	.208
Mar 27	KANSAS	35	5	9	5	1	0	2	16	1	0	0	0	1	1	1	0	15	27	8	1	7	.211
*Mar 29	INDIANA STATE	40	6	12	5	2	0	1	17	3	0	2	0	2	2	0	1	8	33	8	3	10	.215
*Mar 31	INDIANA STATE	36	1	4	1	1	0	0	5	7	3	1	0	1	2	0	1	16	36	11	2	11	.211
*Mar 31	INDIANA STATE	26	0	4	0	2	0	0	6	1	0	0	0	0	0	0	0	10	21	8	0	6	.209
Apr 02	at Southeast Missouri	37	8	12	8	3	1	3	26	6	0	1	0	2	1	0	1	8	27	4	2	11	.214
Apr 03	at Murray St.	41	15	15	14	0	0	4	27	12	0	2	1	3	0	0	0	12	27	10	1	14	.221
*Apr 05	at Southern Illinois	40	10	14	9	0	0	5	29	5	0	5	0	1	0	1	0	12	27	6	2	10	.226
*Apr 06	at Southern Illinois	38	13	14	11	2	1	1	21	8	0	1	0	0	2	0	1	8	27	6	1	8	.231
*Apr 06	at Southern Illinois	32	2	7	1	2	0	0	9	3	0	0	1	2	0	0	0	8	24	9	1	8	.231
Apr 09	at Kansas	33	6	9	6	4	0	0	13	4	0	0	0	2	1	1	0	8	24	5	0	8	.232
*Apr 12	at Illinois State	36	1	9	1	0	0	0	9	3	0	1	0	0	0	0	0	15	24	13	2	11	.233
*Apr 13	at Illinois State	34	5	6	5	2	0	1	11	2	0	0	0	0	0	2	0	11	24	9	0	6	.231
*Apr 13	at Illinois State	30	3	5	3	1	0	2	12	2	0	0	0	1	0	1	0	10	24	6	1	4	.229
Apr 16	MISSOURI	34	6	8	5	0	2	1	15	4	0	0	1	1	0	0	0	14	27	9	3	6	.230
Apr 18	NEW ORLEANS	31	8	10	8	5	0	2	21	5	0	0	1	1	1	0	1	5	27	12	0	6	.232
Apr 19	NEW ORLEANS	31	6	9	5	1	0	0	10	6	0	0	0	3	1	1	0	5	27	10	1	12	.233
Apr 20	NEW ORLEANS	40	12	15	10	1	0	2	22	6	0	4	0	0	0	2	0	6	27	3	3	9	.238
Apr 23	at Missouri	31	2	5	1	1	0	0	6	4	0	0	0	0	0	0	1	7	24	8	0	6	.236
*Apr 26	BRADLEY	32	9	7	9	2	0	1	12	8	0	1	1	1	0	1	0	7	27	7	2	6	.236
*Apr 27	BRADLEY	34	9	11	8	3	0	1	17	5	0	3	1	1	0	0	3	6	27	7	1	4	.238
*Apr 28	BRADLEY	34	5	7	4	1	0	1	11	5	0	0	0	1	0	0	0	8	27	8	2	8	.237
*May 02	DALLAS BAPTIST	30	1	5	1	1	0	0	6	4	0	0	0	0	1	0	0	10	27	14	4	7	.235
*May 04	DALLAS BAPTIST	29	4	7	3	1	0	1	11	3	0	0	0	0	1	0	0	8	27	11	1	5	.236
*May 04	DALLAS BAPTIST	34	6	10	4	2	0	1	15	4	2	0	0	0	0	0	1	6	27	10	2	8	.237
Totals		1528	232	362	204	64	7	41	563	184	8	33	12	43	19	15	20	447	1193	391	69	334	.237

MISSOURI STATE BASEBALL

Game 47 | MISSOURI STATE BEARS vs. WICHITA STATE SHOCKERS | May 7 | 6:32 p.m. (CDT) | Springfield, Mo. | Hammons Field (8,000) | KBFL 1060 AM/96.9 FM | ESPN+

MSU GAME-BY-GAME PITCHING

Date	Opponent	ip	h	r	er	bb	so	2b	3b	hr	wp	bk	hbp	dp	ibb	score	w-l	sv	era
Feb 15	vs Nevada	9.0	14	16	16	5	6	2	3	4	0	0	8	1	0	4-16	0-1	0	16.00
Feb 16	vs Utah	9.0	8	2	2	4	10	1	0	0	0	2	2	1	0	6-2	1-1	0	9.00
Feb 17	at Texas State	8.0	9	10	8	8	4	2	0	0	2	0	2	0	0	0-10	1-2	0	9.00
Feb 22	vs Cal State Fullerton	9.0	11	7	6	5	8	0	0	1	0	0	2	2	0	0-7	1-3	0	8.23
Feb 23	at San Diego	8.0	10	14	11	11	2	2	2	0	1	0	1	2	0	4-14	1-4	0	9.00
Feb 24	vs Fresno State	8.0	9	3	3	1	8	0	0	0	0	0	0	0	1	2-3	1-5	0	8.12
Feb 26	CENTRAL ARKANSAS	9.0	11	7	6	1	7	4	0	0	0	0	5	0	0	9-7	2-5	1	7.80
Feb 27	CENTRAL ARKANSAS	9.0	3	3	2	5	13	0	0	0	0	0	3	0	0	15-3	3-5	1	7.04
Mar 01	UC IRVINE	7.0	5	3	3	4	7	4	0	0	1	1	1	0	0	2-3	3-6	1	6.75
Mar 01	UC IRVINE	11.0	8	4	3	1	8	0	0	1	0	0	2	1	0	1-4	3-7	1	6.21
Mar 08	at Arkansas State	8.0	15	14	14	10	8	2	2	1	1	0	2	2	0	2-14	3-8	1	7.01
Mar 10	at Arkansas State	8.0	15	16	15	9	9	6	1	2	0	0	2	0	0	4-16	3-9	1	7.78
Mar 10	at Arkansas State	8.0	8	6	6	4	7	0	0	1	0	0	4	0	0	4-6	3-10	1	7.70
Mar 12	at Oklahoma State	8.0	12	13	11	6	5	4	0	3	2	0	3	2	0	2-13	3-11	1	8.02
Mar 13	at Oral Roberts	9.0	5	2	2	6	7	1	0	1	1	0	0	3	0	11-2	4-11	1	7.59
Mar 15	at Oklahoma	9.0	13	8	8	14	10	2	0	0	3	0	0	1	0	11-8	5-11	1	7.62
Mar 16	at Oklahoma	8.0	13	11	8	5	9	0	2	1	1	0	3	0	0	2-11	5-12	1	7.70
Mar 17	at Oklahoma	8.0	11	6	6	2	4	3	0	1	1	0	4	0	0	1-6	5-13	1	7.65
Mar 22	at UC Santa Barbara	8.0	10	7	7	3	8	3	0	1	1	0	1	1	0	3-7	5-14	1	7.66
Mar 23	at UC Santa Barbara	8.0	6	5	4	3	8	1	0	2	0	0	2	0	0	3-5	5-15	1	7.51
Mar 24	at UC Santa Barbara	6.2	9	11	2	4	4	5	1	0	1	0	1	0	0	1-11	5-16	1	7.33
Mar 26	ARKANSAS	9.0	10	8	7	6	10	0	0	1	0	0	1	1	0	2-8	5-17	1	7.31
Mar 27	KANSAS	9.0	6	9	7	3	13	2	0	1	2	0	4	1	0	5-9	5-18	1	7.30
*Mar 29	INDIANA STATE	11.0	11	5	4	4	7	1	1	0	1	0	2	1	0	6-5	6-18	1	7.08
*Mar 31	INDIANA STATE	12.0	7	0	0	3	13	0	0	0	0	0	1	0	0	1-0	7-18	1	6.69
*Mar 31	INDIANA STATE	7.0	10	12	12	9	5	1	0	0	1	0	1	1	0	0-12	7-19	1	6.96
Apr 02	at Southeast Missouri	9.0	3	2	2	1	11	1	0	0	1	0	1	0	0	8-2	8-19	1	6.77
Apr 03	at Murray St.	9.0	11	10	8	5	12	0	1	1	1	0	2	1	0	15-10	9-19	2	6.82
*Apr 05	at Southern Illinois	9.0	5	5	4	2	12	1	1	0	1	0	0	0	0	10-5	10-19	2	6.71
*Apr 06	at Southern Illinois	9.0	8	4	3	5	9	2	0	1	0	0	0	2	0	13-4	11-19	3	6.59
*Apr 06	at Southern Illinois	8.0	10	4	4	4	9	2	0	0	1	0	1	2	1	2-4	11-20	3	6.52
Apr 09	at Kansas	8.0	16	11	11	5	7	6	0	1	0	0	1	0	0	6-11	11-21	3	6.69
*Apr 12	at Illinois State	8.0	12	7	7	1	9	5	0	1	1	0	0	1	0	1-7	11-22	3	6.73
*Apr 13	at Illinois State	8.0	10	7	7	3	9	2	0	1	0	0	1	0	0	5-7	11-23	3	6.76
*Apr 13	at Illinois State	8.0	8	5	5	8	9	3	1	1	0	1	0	0	0	3-5	11-24	3	6.73
Apr 16	MISSOURI	9.0	11	14	13	11	6	3	1	3	2	1	6	2	0	6-14	11-25	3	6.91
Apr 18	NEW ORLEANS	9.0	8	3	3	2	3	3	0	0	0	0	2	4	0	8-3	12-25	3	6.80
Apr 19	NEW ORLEANS	9.0	4	1	0	4	9	0	0	0	0	0	1	2	0	6-1	13-25	3	6.61
Apr 20	NEW ORLEANS	9.0	11	20	11	14	7	2	0	0	2	0	3	0	0	12-20	13-26	3	6.73
Apr 23	at Missouri	8.0	7	6	6	3	5	4	0	1	0	0	0	1	1	2-6	13-27	3	6.73
*Apr 26	BRADLEY	9.0	13	10	9	6	13	4	0	0	3	0	1	0	0	9-10	13-28	3	6.79
*Apr 27	BRADLEY	9.0	16	16	15	7	15	7	0	5	2	0	2	1	0	9-16	13-29	3	6.99
*Apr 28	BRADLEY	9.0	9	6	6	6	9	3	0	0	2	0	2	1	0	5-6	13-30	3	6.97
*May 02	DALLAS BAPTIST	9.0	6	6	2	6	11	0	0	0	1	0	0	2	0	1-6	13-31	3	6.85
*May 04	DALLAS BAPTIST	9.0	8	3	2	5	5	1	0	0	0	0	1	1	0	4-3	14-31	4	6.74
*May 04	DALLAS BAPTIST	9.0	1	0	0	6	11	0	0	0	1	0	0	1	0	6-0	15-31	4	6.59
Totals		397.2	426	342	291	240	381	95	16	36	37	5	81	41	3	232-342	15-31	4	6.59

MISSOURI STATE BASEBALL

Game 47 | MISSOURI STATE BEARS vs. WICHITA STATE SHOCKERS | May 7 | 6:32 p.m. (CDT) | Springfield, Mo. | Hammons Field (8,000) | KBFL 1060 AM/96.9 FM | ESPN+

INDIVIDUAL GAME-BY-GAME BATTING (AB-R-H-RBI)

Opponent	Date	#7 Clayton,C	#23 Duffy,J	#26 Faith,S	#17 Fitzpatrick,J	#4 Geha,L	#12 Herron,A	#8 Hull,M	#11 Juenger,H	#16 Kotowski,D	#24 Millas,D	#25 Polak,J	#32 Privitera,J	#34 Ramos,J	#45 Whetstone	#1 Zimmerman
Nevada	Feb 15	5-0-0-0	2-1-1-1	4-0-1-0	0-0-0-1	3-1-2-0	3-0-0-0	4-0-0-0	5-1-1-0	3-0-2-1	4-1-0-0	Def
Utah	Feb 16	4-1-1-0	4-0-1-0	4-0-1-1	4-1-1-0	3-1-1-2	3-0-1-1	3-3-3-0	4-0-0-0	4-0-3-1
Texas State	Feb 17	3-0-1-0	3-0-0-0	3-0-0-0	1-0-0-0	1-0-0-0	1-0-0-0	4-0-0-0	3-0-1-0	4-0-0-0	3-0-0-0	3-0-0-0
Cal State Fullerton	Feb 22	3-0-1-0	3-0-0-0	3-0-1-0	3-0-0-0	3-0-1-0	4-0-0-0	4-0-0-0	4-0-1-0	3-0-1-0
San Diego	Feb 23	3-0-1-0	0-0-0-0	3-1-0-0	4-1-1-0	3-0-1-2	Def	4-0-1-0	3-0-0-0	5-0-0-0	4-1-2-1	5-1-1-0
Fresno State	Feb 24	4-0-2-0	3-0-0-0	1-0-0-0	2-0-0-0	2-0-0-0	4-0-0-0	3-1-2-1	3-0-0-0	4-1-1-0	3-0-0-1	3-0-1-0
Central Arkansas	Feb 26	4-0-1-0	4-1-1-0	3-1-1-0	4-2-2-2	4-2-1-2	3-1-1-1	5-0-3-1	5-0-1-1	3-2-0-0
Central Arkansas	Feb 27	5-2-1-0	5-2-2-0	2-1-1-0	2-0-0-0	4-1-3-1	4-0-1-2	3-1-1-1	1-1-1-0	3-2-1-0	5-2-3-1	1-1-1-4	6-1-3-1	3-1-1-0
UC Irvine	Mar 01	2-0-0-0	3-0-0-0	1-0-0-0	2-0-0-0	2-1-1-0	2-0-0-0	2-0-0-0	3-0-0-0	3-0-0-0	3-1-1-2
UC Irvine	Mar 01	3-0-1-1	4-0-0-0	1-0-0-0	3-0-0-0	4-1-2-0	4-0-0-0	4-0-0-0	4-0-1-0	4-0-0-0	4-0-1-0
Arkansas State	Mar 08	3-0-0-0	4-0-0-1	1-0-0-0	1-0-0-0	3-0-0-0	4-0-0-0	3-0-0-1	1-0-0-0	3-1-0-0	4-0-0-0	2-0-1-0	2-1-1-0
Arkansas State	Mar 10	3-1-1-0	1-0-1-0	1-0-1-0	4-0-1-1	0-0-0-1	3-2-2-0	2-1-1-2	5-0-0-0	3-0-0-0	3-0-0-0	4-0-1-0	4-0-0-0
Arkansas State	Mar 10	3-1-2-1	4-0-1-0	1-1-1-1	4-0-1-0	3-1-1-1	1-0-0-0	4-0-0-1	4-1-1-0	5-0-0-0	4-0-0-0
Oklahoma State	Mar 12	2-0-0-0	2-0-1-0	3-0-0-0	2-0-0-0	3-1-0-0	1-0-0-0	1-0-0-0	0-1-0-0	3-0-1-0	4-0-3-1	3-0-1-0	1-0-0-0	3-0-1-0	3-0-0-1
Oral Roberts	Mar 13	2-0-0-0	2-1-0-1	5-1-2-3	1-1-0-0	3-2-1-3	4-1-1-1	0-0-0-0	5-2-2-1	5-0-0-1	5-2-2-0	2-1-0-0
Oklahoma	Mar 15	2-2-0-0	3-1-1-2	5-0-2-0	2-0-0-0	5-1-1-4	4-1-1-2	1-0-0-0	2-2-0-0	5-1-1-2	5-2-2-0	3-1-1-1
Oklahoma	Mar 16	4-0-0-0	4-1-1-0	0-0-0-0	4-0-1-1	3-0-0-0	2-0-1-0	3-1-1-1	4-0-1-0	4-0-0-0	4-0-0-0
Oklahoma	Mar 17	3-0-0-0	4-0-0-0	1-0-0-0	4-1-1-1	2-0-1-0	3-0-1-0	3-0-0-0	3-0-0-0	3-0-1-0	4-0-0-0
UC Santa Barbara	Mar 22	1-0-0-0	1-0-0-0	1-0-1-0	1-0-0-0	3-0-0-1	3-0-0-0	3-0-0-0	4-1-1-1	4-1-1-1	4-1-2-0	4-0-1-0	1-0-0-0	3-0-0-0
UC Santa Barbara	Mar 23	3-1-1-1	3-0-1-0	3-0-1-0	1-0-0-0	4-1-0-0	Def	4-1-1-0	4-0-1-1	4-0-0-0	3-0-0-0	Def	3-0-1-1
UC Santa Barbara	Mar 24	1-1-0-0	3-0-0-0	1-0-0-0	Def	3-0-0-0	3-0-1-1	3-0-0-0	3-0-2-0	3-0-0-0	2-0-0-0	2-0-0-0	Def
Arkansas	Mar 26	1-0-0-0	3-1-1-0	3-0-1-1	4-0-0-0	3-0-0-0	4-0-3-0	5-0-2-0	4-1-0-0	2-0-0-0	3-0-1-0
Kansas	Mar 27	1-0-0-0	1-0-0-0	1-1-1-0	1-0-0-0	4-1-2-3	1-0-0-0	3-0-0-0	4-0-0-0	5-0-1-0	4-1-2-1	2-0-0-0	2-1-1-0	4-1-2-0	2-0-0-1
Indiana State	Mar 29	1-0-0-0	5-1-2-0	1-0-0-0	3-1-1-0	3-0-0-0	5-0-0-0	4-1-2-1	4-1-1-1	4-0-2-1	5-2-2-0	4-0-2-2	1-0-0-0
Indiana State	Mar 31	1-0-0-0	3-0-1-0	Def	5-0-0-0	4-1-1-0	0-0-0-0	2-0-0-0	1-0-0-0	5-0-1-0	3-0-0-0	2-0-0-0	3-0-0-0	1-0-0-1	5-0-1-0	1-0-0-0
Indiana State	Mar 31	3-0-1-0	1-0-0-0	3-0-0-0	2-0-1-0	3-0-2-0	3-0-0-0	3-0-0-0	2-0-0-0	3-0-0-0	3-0-0-0
Southeast Missouri	Apr 02	0-2-0-0	3-0-1-0	4-0-0-0	2-1-0-0	5-1-1-0	5-2-2-2	4-0-3-2	5-1-2-1	5-0-2-3	4-1-1-0
Murray St	Apr 03	1-1-0-0	2-2-1-1	1-2-1-0	6-0-1-1	1-1-1-3	6-2-2-5	6-1-1-0	6-0-2-1	5-2-2-0	5-0-3-2	2-4-1-1
Southern Illinois	Apr 05	5-0-2-0	3-0-1-0	4-1-2-0	5-0-1-0	3-3-2-2	5-1-1-2	5-3-3-5	5-2-1-0	5-0-1-0
Southern Illinois	Apr 06	4-3-2-1	4-1-2-0	1-0-0-0	4-0-0-0	3-2-2-3	3-1-1-1	4-2-1-1	4-1-2-2	5-1-2-2	5-2-2-1	1-0-0-0
Southern Illinois	Apr 06	1-0-0-0	3-1-1-0	1-0-0-0	1-0-0-0	5-0-0-0	4-0-1-0	3-0-1-0	1-0-0-0	4-0-1-0	3-0-1-0	4-0-1-1	2-1-1-0
Kansas	Apr 09	2-0-2-0	3-0-0-0	3-1-1-1	4-1-1-0	4-1-1-1	3-2-2-0	5-1-1-0	5-0-0-1	4-0-1-3
Illinois State	Apr 12	5-1-2-0	1-0-0-0	3-0-0-0	4-0-1-0	3-0-1-0	4-0-0-0	5-0-1-0	4-0-2-1	3-0-0-0	4-0-2-0
Illinois State	Apr 13	5-2-2-1	1-0-0-0	3-0-0-0	3-0-0-0	1-0-0-0	4-0-0-0	4-0-1-0	5-1-1-0	1-0-0-2	3-0-0-0	4-2-2-2	Def
Illinois State	Apr 13	2-0-0-0	3-0-0-0	Def	2-0-0-0	3-0-1-0	3-0-0-0	4-1-1-0	4-1-1-1	3-1-1-1	4-0-2-0	2-0-0-0
Missouri	Apr 16	Def	5-0-2-1	1-0-0-0	2-0-0-0	2-2-0-0	4-2-2-0	3-0-0-0	4-0-0-0	1-0-0-0	4-0-0-1	4-1-3-1	4-1-1-2
New Orleans	Apr 18	4-0-0-0	5-0-0-0	2-0-1-1	4-0-3-1	3-1-1-0	4-2-2-4	4-0-1-0	3-2-1-0	2-3-1-2
New Orleans	Apr 19	2-2-1-0	4-0-1-1	4-1-0-0	3-1-1-0	3-1-0-0	3-0-2-0	4-0-0-0	3-1-2-2	5-0-2-2
New Orleans	Apr 20	Def	6-2-4-1	Def	4-1-1-1	5-2-3-0	4-0-0-0	1-0-0-1	1-0-0-0	4-1-2-1	5-1-1-2	5-3-2-0	4-2-2-4	1-0-0-0
Missouri	Apr 23	4-0-2-0	Def	3-0-0-0	4-1-1-0	0-0-0-0	2-0-0-0	4-0-1-1	4-0-1-0	4-0-0-0	3-0-0-0	2-1-0-0	1-0-0-0
Bradley	Apr 26	1-1-0-0	2-1-0-2	3-2-0-0	5-0-1-0	4-1-2-0	2-2-1-2	3-0-0-0	4-2-2-2	4-0-1-3	4-0-0-0
Bradley	Apr 27	2-0-0-0	4-1-1-0	1-0-1-0	1-0-0-0	4-3-2-1	4-0-0-0	4-0-2-3	4-1-1-1	3-0-0-0	4-2-2-0	3-2-2-3
Bradley	Apr 28	4-0-2-1	4-0-1-0	1-0-0-0	2-1-0-0	3-0-0-1	2-0-0-0	4-2-2-2	5-1-1-0	1-0-0-0	3-0-0-0	5-1-1-0
Dallas Baptist	May 02	2-1-0-0	4-0-0-0	4-0-2-0	2-0-1-0	4-0-1-1	4-0-1-0	3-0-0-0	3-0-0-0	4-0-0-0
Dallas Baptist	May 04	0-0-0-0	4-1-1-0	4-0-0-0	2-0-1-0	3-0-0-0	3-1-1-0	3-0-1-0	3-1-2-1	4-0-0-0	3-1-1-2
Dallas Baptist	May 04	5-1-1-0	3-1-2-1	1-0-0-0	4-1-2-0	3-0-1-0	3-0-0-0	3-1-1-1	5-0-1-0	4-1-2-2	3-1-0-0

MISSOURI STATE BASEBALL

Game 47 | MISSOURI STATE BEARS vs. WICHITA STATE SHOCKERS | May 7 | 6:32 p.m. (CDT) | Springfield, Mo. | Hammons Field (8,000) | KBFL 1060 AM/96.9 FM | ESPN+

INDIVIDUAL GAME-BY-GAME PITCHING (IP-H-R-ER-BB-SO)

Opponent	Date	#31 Barnes,F	#29 Carson,P	#43 Cruikshank,B	#40 Gibbs,Z	#11 Juenger,H	#21 Lochner,J	#50 Moore,A	#34 Ramos,J	#10 Schmidt,N	#13 Schwab,D
Nevada	Feb 15	0.2-1-0-0-1-0	1.0-3-3-3-0-0	0.1-0-4-4-3-1	0.2-1-2-2-1-1	1.2-3-2-2-0-1
Utah	Feb 16	*3.1-5-2-2-3-2	4.1-3-0-0-1-6
Texas State	Feb 17	1.0-0-2-1-3-0	*2.2-6-5-5-3-0	0.0-0-2-1-2-0	1.0-1-0-0-0-2
Cal State Fullerton	Feb 22	2.0-1-0-0-1-0	*4.1-7-5-4-1-3
San Diego	Feb 23	1.0-0-0-0-0-0	3.0-1-5-2-5-0	0.0-0-2-2-2-0	*2.0-5-4-4-3-2	2.0-4-3-3-1-0
Fresno State	Feb 24
Central Arkansas	Feb 26	*4.1-4-2-2-0-3	0.1-0-0-0-0-0
Central Arkansas	Feb 27	1.0-0-0-0-0-0	1.0-2-2-2-1-2
UC Irvine	Mar 01	*6.0-5-3-3-3-5
UC Irvine	Mar 01	1.0-1-0-0-0-0
Arkansas State	Mar 08	3.1-3-3-3-2-2	1.0-4-2-2-0-2	0.2-0-3-3-5-1	*3.0-8-6-6-3-3
Arkansas State	Mar 10	1.0-1-0-0-0-1	0.0-1-3-3-2-0	0.2-1-0-0-0-1	2.0-4-3-3-1-1	0.1-0-4-3-3-1
Arkansas State	Mar 10
Oklahoma State	Mar 12	*3.0-6-7-5-5-3	0.1-4-4-4-0-0	0.2-1-1-1-0-0
Oral Roberts	Mar 13	*3.1-3-2-2-5-2	2.0-1-0-0-0-2	3.2-1-0-0-1-3
Oklahoma	Mar 15	1.0-1-1-1-4-2	1.0-0-0-0-2-1	*3.1-8-6-6-4-2
Oklahoma	Mar 16	1.0-0-0-0-0-3	5.1-5-4-1-2-4	0.0-4-2-2-0-0
Oklahoma	Mar 17	3.0-3-3-3-1-2
UC Santa Barbara	Mar 22	5.0-3-2-2-2-6
UC Santa Barbara	Mar 23	*5.0-5-2-2-1-5
UC Santa Barbara	Mar 24	0.2-0-3-0-2-0	0.2-1-0-0-1-0
Arkansas	Mar 26	*5.0-2-0-0-3-5	1.0-3-3-3-2-1	0.1-1-2-2-1-1
Kansas	Mar 27	*4.0-2-4-3-2-4	1.1-2-1-1-0-2	1.0-0-0-0-1-0	0.2-1-1-1-0-3
Indiana State	Mar 29	2.1-2-0-0-1-0	*5.0-6-5-4-3-2
Indiana State	Mar 31	1.1-0-0-0-1-2	0.2-1-0-0-1-0
Indiana State	Mar 31	2.0-1-0-0-0-1
Southeast Missouri	Apr 02	*9.0-3-2-2-1-11	*2.1-4-7-7-3-2	1.0-2-2-2-2-1
Murray St.	Apr 03	3.0-3-2-2-1-5	*2.0-5-4-3-1-2	0.1-1-3-2-2-0
Southern Illinois	Apr 05	1.0-0-0-0-0-1	*8.0-5-5-4-2-11
Southern Illinois	Apr 06
Southern Illinois	Apr 06	*1.0-5-3-3-2-0	0.2-0-0-0-1-1	5.2-3-0-0-1-8
Kansas	Apr 09	0.2-1-0-0-0-1	2.2-4-3-3-0-3	*2.0-4-3-3-1-0
Illinois State	Apr 12	2.1-3-2-2-0-4	*5.2-9-5-5-1-5
Illinois State	Apr 13	0.2-0-0-0-0-0
Illinois State	Apr 13	3.1-3-2-2-2-3	*4.2-5-3-3-6-6
Missouri	Apr 16	*2.0-1-0-0-3-0	1.0-0-0-0-2-1	1.1-2-2-1-2-0	2.0-3-4-4-1-2	0.1-1-3-3-1-0
New Orleans	Apr 18	2.1-1-0-0-1-1	*6.2-7-3-3-1-2
New Orleans	Apr 19
New Orleans	Apr 20	*0.2-2-3-3-3-0	0.2-6-8-6-2-2	1.1-0-4-3-2-2	1.2-2-5-5-3-1
Missouri	Apr 23	1.0-1-0-0-1-0	1.0-0-0-0-0-2	*2.0-2-2-2-1-1	1.0-0-0-0-0-0	2.0-3-3-3-1-2
Bradley	Apr 26	2.1-1-1-1-1-3	*4.1-7-5-4-2-8
Bradley	Apr 27	0.2-2-2-2-1-2	0.2-3-4-3-2-2	0.1-1-4-4-3-1
Bradley	Apr 28	*3.1-6-5-5-3-1	1.1-0-0-0-0-1	3.2-3-1-1-3-6
Dallas Baptist	May 02	1.1-0-0-0-0-2	2.1-2-0-0-1-1	*5.1-4-6-2-5-8
Dallas Baptist	May 04
Dallas Baptist	May 04	3.0-0-0-0-1-2	*5.0-1-0-0-5-8

Opponent	Date	#14 Sechler,C	#18 Thomazin,L	#35 Wiley,L	#27 Wthrspoon,N
Nevada	Feb 15	*4.1-6-5-5-0-2	0.1-0-0-0-0-1
Utah	Feb 16	1.1-0-0-0-0-2
Texas State	Feb 17	3.1-2-1-1-0-2
Cal State Fullerton	Feb 22	2.2-3-1-1-1-5	0.0-0-1-1-2-0
San Diego	Feb 23
Fresno State	Feb 24	2.0-0-0-0-0-4	*6.0-9-3-3-1-4
Central Arkansas	Feb 26	2.0-3-1-1-1-2	2.1-4-4-3-0-2
Central Arkansas	Feb 27	*7.0-1-1-0-4-11
UC Irvine	Mar 01	1.0-0-0-0-1-2
UC Irvine	Mar 01	4.1-5-3-3-1-1	*5.2-2-1-0-0-7
Arkansas State	Mar 08
Arkansas State	Mar 10	*4.0-8-6-6-3-5
Arkansas State	Mar 10	2.2-4-1-1-3-3	*4.1-4-5-5-1-3	1.0-0-0-0-0-1
Oklahoma State	Mar 12	4.0-1-1-1-1-2
Oral Roberts	Mar 13
Oklahoma	Mar 15	3.0-1-0-0-4-5	0.2-3-1-1-0-0
Oklahoma	Mar 16	*1.2-4-5-5-3-2
Oklahoma	Mar 17	0.1-1-0-0-0-1	*4.2-7-3-3-1-1
UC Santa Barbara	Mar 22	*3.0-7-5-5-1-2
UC Santa Barbara	Mar 23	3.0-1-3-2-2-3
UC Santa Barbara	Mar 24	*5.0-6-5-2-1-4	0.1-2-3-0-0-0
Arkansas	Mar 26	2.2-4-3-2-0-3
Kansas	Mar 27	1.0-1-3-2-0-2	1.0-0-0-0-0-2
Indiana State	Mar 29	3.2-3-0-0-0-5
Indiana State	Mar 31	2.2-0-0-0-1-5	*7.1-6-0-0-0-6
Indiana State	Mar 31	1.0-0-0-0-2-1	0.2-3-3-3-2-0
Southeast Missouri	Apr 02
Murray St.	Apr 03	2.0-0-0-0-0-3	1.2-2-1-1-1-2
Southern Illinois	Apr 05
Southern Illinois	Apr 06	3.2-1-0-0-3-3	*5.1-7-4-3-2-6
Southern Illinois	Apr 06	0.2-2-1-1-0-0
Kansas	Apr 09	0.1-2-2-2-2-1	2.1-5-3-3-2-2
Illinois State	Apr 12
Illinois State	Apr 13	2.0-1-3-3-3-2	*5.1-9-4-4-0-7
Illinois State	Apr 13
Missouri	Apr 16	1.2-2-2-2-0-1	0.2-2-3-3-2-2
New Orleans	Apr 18
New Orleans	Apr 19	*9.0-4-1-0-4-9
New Orleans	Apr 20	4.0-1-0-0-2-2	0.2-0-0-0-2-0
Missouri	Apr 23	1.0-1-1-1-0-0
Bradley	Apr 26	2.1-5-4-4-3-2
Bradley	Apr 27	0.1-1-1-1-0-1	*6.0-7-2-2-0-8	1.0-2-3-3-1-1
Bradley	Apr 28	0.2-0-0-0-0-1
Dallas Baptist	May 02
Dallas Baptist	May 04	2.0-0-0-0-0-1	*7.0-8-3-2-5-4
Dallas Baptist	May 04	1.0-0-0-0-0-1

MISSOURI STATE BASEBALL

Game 47 | MISSOURI STATE BEARS vs. WICHITA STATE SHOCKERS | May 7 | 6:32 p.m. (CDT) | Springfield, Mo. | Hammons Field (8,000) | KBFL 1060 AM/96.9 FM | ESPN+

GAME-BY-GAME LINEUPS

Date	Opponent	1st	2nd	3rd	4th	5th	6th	7th	8th	9th
Feb. 15	vs. Nevada	Clayton	Millas	Faith	Polak	Whetstone	Geha	Duffy	Hull	Privitera
Feb. 16	vs. Utah	Privitera	Clayton	Millas	Zimmerman	Polak	Duffy	Geha	Whetstone	Hull
Feb. 17	at Texas State	Privitera	Millas	Duffy	Zimmerman	Whetstone	Faith	Polak	Clayton	Hull
Feb. 22	vs. Cal State Fullerton	Privitera	Millas	Whetstone	Polak	Duffy	Clayton	Geha	Herron	Hull
Feb. 23	at San Diego	Privitera	Millas	Zimmerman	Polak	Herron	Clayton	Whetstone	Geha	Hull
Feb. 24	vs. Fresno State	Privitera	Millas	Whetstone	Zimmerman	Duffy	Clayton	Geha	Polak	Hull
Feb. 26	Central Arkansas	Privitera	Clayton	Whetstone	Zimmerman	Herron	Duffy	Geha	Polak	Hull
Feb. 27	Central Arkansas	Privitera	Geha	Whetstone	Herron	Duffy	Zimmerman	Clayton	Polak	Hull
March 1	UC Irvine-1	Privitera	Geha	Whetstone	Herron	Zimmerman	Duffy	Clayton	Polak	Hull
March 1	UC Irvine-2	Privitera	Geha	Whetstone	Herron	Zimmerman	Polak	Clayton	Duffy	Hull
March 8	at Arkansas State	Privitera	Geha	Whetstone	Herron	Zimmerman	Polak	Clayton	Duffy	Hull
March 10	at Arkansas State-1	Geha	Millas	Zimmerman	Polak	Whetstone	Clayton	Hull	Kotowski	Privitera
March 10	at Arkansas State-2	Privitera	Millas	Whetstone	Polak	Duffy	Geha	Fitzpatrick	Hull	Clayton
March 12	at Oklahoma State	Privitera	Geha	Millas	Whetstone	Zimmerman	Polak	Duffy	Clayton	Hull
March 13	at Oral Roberts	Privitera	Millas	Polak	Whetstone	Faith	Herron	Duffy	Geha	Fitzpatrick
March 15	at Oklahoma	Privitera	Millas	Polak	Whetstone	Faith	Herron	Duffy	Geha	Fitzpatrick
March 16	at Oklahoma	Privitera	Millas	Polak	Whetstone	Faith	Geha	Duffy	Herron	Kotowski
March 17	at Oklahoma	Privitera	Geha	Millas	Polak	Zimmerman	Faith	Kotowski	Whetstone	Duffy
March 22	at UC Santa Barbara	Privitera	Geha	Millas	Kotowski	Hull	Herron	Polak	Whetstone	Duffy
March 23	at UC Santa Barbara	Privitera	Geha	Millas	Polak	Kotowski	Faith	Clayton	Whetstone	Duffy
March 24	at UC Santa Barbara	Geha	Millas	Kotowski	Polak	Whetstone	Clayton	Hull	Duffy	Privitera
March 26	Arkansas	Geha	Millas	Polak	Kotowski	Clayton	Hull	Whetstone	Duffy	Privitera
March 27	Kansas	Geha	Millas	Kotowski	Whetstone	Polak	Hull	Clayton	Duffy	Privitera
March 29	Indiana State	Geha	Millas	Polak	Whetstone	Herron	Kotowski	Hull	Duffy	Privitera
March 31	Indiana State-1	Privitera	Millas	Whetstone	Kotowski	Fitzpatrick	Geha	Duffy	Polak	Hull
March 31	Indiana State-2	Geha	Millas	Polak	Kotowski	Whetstone	Ramos	Duffy	Hull	Privitera
April 2	at Southeast Missouri	Geha	Millas	Kotowski	Polak	Whetstone	Duffy	Faith	Fitzpatrick	Privitera
April 3	at Murray State	Geha	Millas	Kotowski	Polak	Clayton	Whetstone	Hull	Duffy	Privitera
April 5	at Southern Illinois	Privitera	Millas	Kotowski	Polak	Whetstone	Geha	Hull	Herron	Duffy
April 6	at Southern Illinois-1	Privitera	Millas	Kotowski	Polak	Whetstone	Geha	Duffy	Hull	Clayton
April 6	at Southern Illinois-2	Geha	Millas	Kotowski	Polak	Herron	Whetstone	Hull	Duffy	Privitera
April 9	at Kansas	Privitera	Millas	Polak	Kotowski	Whetstone	Hull	Herron	Duffy	Geha
April 12	at Illinois State	Duffy	Millas	Polak	Kotowski	Whetstone	Hull	Herron	Geha	Privitera
April 13	at Illinois State-1	Duffy	Millas	Whetstone	Kotowski	Polak	Privitera	Fitzpatrick	Hull	Geha
April 13	at Illinois State-2	Duffy	Millas	Polak	Whetstone	Kotowski	Hull	Zimmerman	Privitera	Clayton
April 16	Missouri	Duffy	Whetstone	Millas	Polak	Kotowski	Herron	Privitera	Hull	Geha
April 18	New Orleans	Duffy	Privitera	Whetstone	Millas	Polak	Herron	Clayton	Hull	Geha
April 19	New Orleans	Duffy	Privitera	Whetstone	Millas	Polak	Fitzpatrick	Geha	Hull	Clayton
April 20	New Orleans	Duffy	Privitera	Whetstone	Millas	Herron	Fitzpatrick	Polak	Geha	Hull
April 23	at Missouri	Duffy	Privitera	Millas	Whetstone	Geha	Kotowski	Fitzpatrick	Polak	Hull
April 26	Bradley	Duffy	Privitera	Millas	Whetstone	Herron	Geha	Kotowski	Polak	Hull
April 27	Bradley	Duffy	Millas	Polak	Geha	Whetstone	Kotowski	Hull	Clayton	Privitera
April 28	Bradley	Duffy	Privitera	Millas	Whetstone	Kotowski	Geha	Faith	Herron	Hull
May 2	DBU	Duffy	Privitera	Millas	Kotowski	Whetstone	Polak	Herron	Geha	Hull
May 4	DBU-1	Duffy	Privitera	Millas	Whetstone	Kotowski	Faith	Fitzpatrick	Geha	Hull
May 4	DBU-2	Duffy	Millas	Kotowski	Whetstone	Herron	Faith	Geha	Hull	Privitera
May 7	Wichita State									
May 10	at Evansville									
May 11	at Evansville									
May 12	at Evansville									
May 16	Valparaiso									
May 17	Valparaiso									
May 18	Valparaiso									

Bold indicates home game

MISSOURI STATE BASEBALL

Game 47 | MISSOURI STATE BEARS vs. WICHITA STATE SHOCKERS | May 7 | 6:32 p.m. (CDT) | Springfield, Mo. | Hammons Field (8,000) | KBFL 1060 AM/96.9 FM | ESPN+

GAME-BY-GAME DEFENSIVE LINEUPS

Date	Opponent	P	C	1B	2B	3B	SS	LF	CF	RF	DH
Feb. 15	vs. Nevada	Wiley	Millas	Whetstone	Privitera	Polak	Hull	Geha	Clayton	Duffy	Faith
Feb. 16	vs. Utah	Juenger	Millas	Whetstone	Privitera	Polak	Hull	Geha	Clayton	Duffy	Zimmerman
Feb. 17	at Texas State	Moore	Millas	Whetstone	Privitera	Polak	Hull	Geha	Clayton	Duffy	Faith
Feb. 22	vs. Cal State Fullerton	Schwab	Millas	Whetstone	Privitera	Polak	Hull	Geha	Clayton	Duffy	Herron
Feb. 23	at San Diego	Juenger	Millas	Whetstone	Privitera	Polak	Hull	Geha	Clayton	Zimmerman	Herron
Feb. 24	vs. Fresno State	Wiley	Geha	Whetstone	Privitera	Polak	Hull	Zimmerman	Clayton	Duffy	Millas
Feb. 26	Central Arkansas	Barnes	Geha	Whetstone	Privitera	Polak	Hull	Zimmerman	Clayton	Duffy	Herron
Feb. 27	Central Arkansas	Thomazin	Geha	Whetstone	Privitera	Polak	Hull	Zimmerman	Clayton	Duffy	Herron
March 1	UC Irvine-1	Schwab	Geha	Whetstone	Privitera	Polak	Hull	Zimmerman	Clayton	Duffy	Herron
March 1	UC Irvine-2	Wiley	Geha	Whetstone	Privitera	Polak	Hull	Zimmerman	Clayton	Duffy	Herron
March 8	at Arkansas State	Schwab	Geha	Whetstone	Privitera	Polak	Hull	Zimmerman	Clayton	Duffy	Herron
March 10	at Arkansas State-1	Wiley	Geha	Whetstone	Privitera	Polak	Hull	Zimmerman	Clayton	Kotowski	Millas
March 10	at Arkansas State-2	Thomazin	Geha	Whetstone	Privitera	Polak	Hull	Fitzpatrick	Clayton	Duffy	Millas
March 12	at Oklahoma State	Barnes	Millas	Whetstone	Privitera	Polak	Hull	Geha	Duffy	Clayton	Zimmerman
March 13	at Oral Roberts	Cruikshank	Millas	Whetstone	Faith	Polak	Privitera	Geha	Duffy	Fitzpatrick	Herron
March 15	at Oklahoma	Schwab	Millas	Whetstone	Faith	Polak	Privitera	Geha	Duffy	Fitzpatrick	Herron
March 16	at Oklahoma	Thomazin	Millas	Whetstone	Faith	Polak	Privitera	Geha	Duffy	Kotowski	Herron
March 17	at Oklahoma	Wiley	Geha	Whetstone	Faith	Polak	Privitera	Zimmerman	Duffy	Kotowski	Millas
March 22	at UC Santa Barbara	Thomazin	Millas	Whetstone	Hull	Polak	Privitera	Geha	Duffy	Kotowski	Herron
March 23	at UC Santa Barbara	Lochner	Millas	Whetstone	Geha	Polak	Privitera	Clayton	Duffy	Kotowski	Faith
March 24	at UC Santa Barbara	Wiley	Geha	Whetstone	Privitera	Polak	Hull	Clayton	Duffy	Kotowski	Millas
March 26	Arkansas	Cruikshank	Millas	Whetstone	Privitera	Polak	Hull	Geha	Duffy	Clayton	Kotowski
March 27	Kansas	Barnes	Millas	Whetstone	Privitera	Polak	Hull	Geha	Duffy	Clayton	Kotowski
March 29	Indiana State	Lochner	Millas	Whetstone	Privitera	Polak	Hull	Geha	Duffy	Kotowski	Herron
March 31	Indiana State-1	Wiley	Geha	Whetstone	Privitera	Polak	Hull	Fitzpatrick	Duffy	Kotowski	Millas
March 31	Indiana State-2	Cruikshank	Millas	Whetstone	Privitera	Polak	Hull	Geha	Duffy	Kotowski	Ramos
April 2	at Southeast Missouri	Barnes	Millas	Whetstone	Geha	Polak	Privitera	Kotowski	Duffy	Fitzpatrick	Faith
April 3	at Murray State	Schmidt	Geha	Whetstone	Privitera	Polak	Hull	Kotowski	Duffy	Clayton	Millas
April 5	at Southern Illinois	Lochner	Millas	Whetstone	Privitera	Polak	Hull	Geha	Duffy	Kotowski	Herron
April 6	at Southern Illinois-1	Wiley	Geha	Whetstone	Privitera	Polak	Hull	Clayton	Duffy	Kotowski	Millas
April 6	at Southern Illinois-2	Cruikshank	Millas	Whetstone	Privitera	Polak	Hull	Geha	Duffy	Kotowski	Herron
April 9	at Kansas	Schmidt	Millas	Whetstone	Privitera	Polak	Hull	Geha	Duffy	Kotowski	Herron
April 12	at Illinois State	Lochner	Millas	Whetstone	Privitera	Polak	Hull	Geha	Duffy	Kotowski	Herron
April 13	at Illinois State-1	Wiley	Geha	Whetstone	Privitera	Polak	Hull	Fitzpatrick	Duffy	Kotowski	Millas
April 13	at Illinois State-2	Schwab	Millas	Whetstone	Privitera	Polak	Hull	Clayton	Duffy	Kotowski	Zimmerman
April 16	Missouri	Barnes	Millas	Whetstone	Privitera	Polak	Hull	Geha	Duffy	Kotowski	Herron
April 18	New Orleans	Lochner	Millas	Whetstone	Privitera	Polak	Hull	Geha	Duffy	Clayton	Herron
April 19	New Orleans	Wiley	Geha	Whetstone	Privitera	Polak	Hull	Fitzpatrick	Duffy	Clayton	Millas
April 20	New Orleans	Barnes	Millas	Whetstone	Privitera	Polak	Hull	Geha	Duffy	Fitzpatrick	Herron
April 23	at Missouri	Juenger	Millas	Whetstone	Privitera	Polak	Hull	Geha	Duffy	Fitzpatrick	Kotowski
April 26	Bradley	Lochner	Millas	Whetstone	Privitera	Polak	Hull	Geha	Duffy	Kotowski	Herron
April 27	Bradley	Wiley	Geha	Whetstone	Privitera	Polak	Hull	Clayton	Duffy	Kotowski	Millas
April 28	Bradley	Barnes	Millas	Whetstone	Faith	Privitera	Hull	Geha	Duffy	Kotowski	Herron
May 2	DBU	Lochner	Millas	Whetstone	Privitera	Polak	Hull	Geha	Duffy	Kotowski	Herron
May 4	DBU-1	Wiley	Geha	Whetstone	Faith	Privitera	Hull	Fitzpatrick	Duffy	Kotowski	Millas
May 4	DBU-2	Schwab	Millas	Whetstone	Faith	Privitera	Hull	Geha	Duffy	Kotowski	Herron
May 7	Wichita State										
May 10	at Evansville										
May 11	at Evansville										
May 12	at Evansville										
May 16	Valparaiso										
May 17	Valparaiso										
May 18	Valparaiso										

Bold indicates home game

MISSOURI STATE BASEBALL

Game 47 | MISSOURI STATE BEARS vs. WICHITA STATE SHOCKERS | May 7 | 6:32 p.m. (CDT) | Springfield, Mo. | Hammons Field (8,000) | KBFL 1060 AM/96.9 FM | ESPN+

MISSOURI STATE CAREER STATISTICS

Barnes,Forrest

Year	avg	gp-gs	ab	r	h	2b	3b	hr	rbi	tb	slg%	bb	hbp	so	gdp	ob%	sf	sh	sb-att	po	a	e	fld%
2019	.000	0-0	0	0	0	0	0	0	0	0	.000	0	0	0	0	.000	0	0	0-0	1	6	0	1.000
TOTAL	.000	0-0	0	0	0	0	0	0	0	0	.000	0	0	0	0	.000	0	0	0-0	1	6	0	1.000

Year	era	w-l	app	gs	cg	sho	sv	ip	h	r	er	bb	so	2b	3b	hr	bf	bavg	wp	hbp	bk	sfa	sha
2019	6.43	1-3	9	7	1	0/0	0	28.0	26	23	20	19	22	8	0	4	130	.250	1	5	0	0	2
TOTAL	6.43	1-3	9	7	1	0/0	0	28.0	26	23	20	19	22	8	0	4	130	.250	1	5	0	0	2

Briggs,Michael

Year	avg	gp-gs	ab	r	h	2b	3b	hr	rbi	tb	slg%	bb	hbp	so	gdp	ob%	sf	sh	sb-att	po	a	e	fld%
2018	.000	4-0	3	0	0	0	0	0	0	0	.000	0	0	3	0	.000	0	0	0-0	0	1	0	1.000
TOTAL	.000	4-0	3	0	0	0	0	0	0	0	.000	0	0	3	0	.000	0	0	0-0	0	1	0	1.000

Buckner,Ty

Year	avg	gp-gs	ab	r	h	2b	3b	hr	rbi	tb	slg%	bb	hbp	so	gdp	ob%	sf	sh	sb-att	po	a	e	fld%
2018	.000	16-15	0	0	0	0	0	0	0	0	.000	0	0	0	0	.000	0	0	0-0	4	8	0	1.000
TOTAL	.000	16-15	0	0	0	0	0	0	0	0	.000	0	0	0	0	.000	0	0	0-0	4	8	0	1.000

Year	era	w-l	app	gs	cg	sho	sv	ip	h	r	er	bb	so	2b	3b	hr	bf	bavg	wp	hbp	bk	sfa	sha
2018	4.81	7-4	16	15	1	0/1	0	76.2	62	47	41	49	60	12	1	8	347	.220	6	13	0	0	3
TOTAL	4.81	7-4	16	15	1	0/1	0	76.2	62	47	41	49	60	12	1	8	347	.220	6	13	0	0	3

Carson,Peyton

Year	avg	gp-gs	ab	r	h	2b	3b	hr	rbi	tb	slg%	bb	hbp	so	gdp	ob%	sf	sh	sb-att	po	a	e	fld%
2019	.000	0-0	0	0	0	0	0	0	0	0	.000	0	0	0	0	.000	0	0	0-0	0	1	1	.500
TOTAL	.000	0-0	0	0	0	0	0	0	0	0	.000	0	0	0	0	.000	0	0	0-0	0	1	1	.500

Year	era	w-l	app	gs	cg	sho	sv	ip	h	r	er	bb	so	2b	3b	hr	bf	bavg	wp	hbp	bk	sfa	sha
2019	15.43	0-0	8	0	0	0/0	0	9.1	17	18	16	6	7	4	1	2	52	.405	1	2	0	1	1
TOTAL	15.43	0-0	8	0	0	0/0	0	9.1	17	18	16	6	7	4	1	2	52	.405	1	2	0	1	1

Clayton,Collin

Year	avg	gp-gs	ab	r	h	2b	3b	hr	rbi	tb	slg%	bb	hbp	so	gdp	ob%	sf	sh	sb-att	po	a	e	fld%
2019	.195	35-24	77	18	15	1	2	1	4	23	.299	10	4	17	4	.319	0	2	2-3	62	0	0	1.000
TOTAL	.195	35-24	77	18	15	1	2	1	4	23	.299	10	4	17	4	.319	0	2	2-3	62	0	0	1.000

Cruikshank,Ben

Year	avg	gp-gs	ab	r	h	2b	3b	hr	rbi	tb	slg%	bb	hbp	so	gdp	ob%	sf	sh	sb-att	po	a	e	fld%
2019	.000	0-0	0	0	0	0	0	0	0	0	.000	0	0	0	0	.000	0	0	0-0	2	4	0	1.000
TOTAL	.000	0-0	0	0	0	0	0	0	0	0	.000	0	0	0	0	.000	0	0	0-0	2	4	0	1.000

Year	era	w-l	app	gs	cg	sho	sv	ip	h	r	er	bb	so	2b	3b	hr	bf	bavg	wp	hbp	bk	sfa	sha
2019	9.78	0-2	10	4	0	0/0	0	19.1	22	25	21	23	15	2	0	2	105	.297	1	3	0	1	4
TOTAL	9.78	0-2	10	4	0	0/0	0	19.1	22	25	21	23	15	2	0	2	105	.297	1	3	0	1	4

Duffy,Jack

Year	avg	gp-gs	ab	r	h	2b	3b	hr	rbi	tb	slg%	bb	hbp	so	gdp	ob%	sf	sh	sb-att	po	a	e	fld%
2017	.222	58-45	158	21	35	8	1	0	17	45	.285	25	5	42	2	.344	1	0	7-8	88	0	2	.978
2018	.271	57-54	203	30	55	9	3	3	30	79	.389	15	6	40	3	.338	1	7	1-3	121	5	1	.992
2019	.275	45-44	153	22	42	7	0	1	13	52	.340	24	2	24	1	.374	3	3	5-8	117	2	3	.975
TOTAL	.257	160-143	514	73	132	24	4	4	60	176	.342	64	13	106	6	.351	5	10	13-19	326	7	6	.982

MISSOURI STATE BASEBALL

Game 47 | MISSOURI STATE BEARS vs. WICHITA STATE SHOCKERS | May 7 | 6:32 p.m. (CDT) | Springfield, Mo. | Hammons Field (8,000) | KBFL 1060 AM/96.9 FM | ESPN+

MISSOURI STATE CAREER STATISTICS

Faith,Sam

Year	avg	gp-gs	ab	r	h	2b	3b	hr	rbi	tb	slg%	bb	hbp	so	gdp	ob%	sf	sh	sb-att	po	a	e	fld%
2018	.121	23-5	33	6	4	1	0	1	3	8	.242	2	1	13	0	.194	0	2	1-1	2	11	1	.929
2019	.258	31-11	62	6	16	2	0	0	5	18	.290	3	3	22	0	.324	0	1	1-1	14	23	3	.925
TOTAL	.211	54-16	95	12	20	3	0	1	8	26	.274	5	4	35	0	.279	0	3	2-2	16	34	4	.926

Fitzpatrick,Jordan

Year	avg	gp-gs	ab	r	h	2b	3b	hr	rbi	tb	slg%	bb	hbp	so	gdp	ob%	sf	sh	sb-att	po	a	e	fld%
2018	.196	34-10	51	8	10	2	0	1	8	15	.294	8	0	13	0	.300	1	0	0-0	13	1	3	.824
2019	.096	30-10	52	6	5	0	0	0	3	5	.096	8	0	16	0	.213	1	0	0-0	19	0	1	.950
TOTAL	.146	64-20	103	14	15	2	0	1	11	20	.194	16	0	29	0	.256	2	0	0-0	32	1	4	.892

Geha,Logan

Year	avg	gp-gs	ab	r	h	2b	3b	hr	rbi	tb	slg%	bb	hbp	so	gdp	ob%	sf	sh	sb-att	po	a	e	fld%
2017	.203	34-25	64	20	13	3	0	1	10	19	.297	18	8	24	0	.429	1	5	3-4	162	35	3	.985
2018	.185	45-39	119	25	22	4	1	0	9	28	.235	14	5	43	1	.297	0	7	5-7	316	37	5	.986
2019	.203	46-44	153	28	31	5	0	5	20	51	.333	23	9	50	2	.341	0	6	13-14	198	26	9	.961
TOTAL	.196	125-108	336	73	66	12	1	6	39	98	.292	55	22	117	3	.345	1	18	21-25	676	98	17	.979

Gibbs,Zach

Year	avg	gp-gs	ab	r	h	2b	3b	hr	rbi	tb	slg%	bb	hbp	so	gdp	ob%	sf	sh	sb-att	po	a	e	fld%
2018	.000	4-0	0	0	0	0	0	0	0	0	.000	0	0	0	0	.000	0	0	0-0	0	1	1	.500
2019	.000	0-0	0	0	0	0	0	0	0	0	.000	0	0	0	0	.000	0	0	0-0	0	2	0	1.000
TOTAL	.000	4-0	0	0	0	0	0	0	0	0	.000	0	0	0	0	.000	0	0	0-0	0	3	1	.750

Year	era	w-l	app	gs	cg	sho	sv	ip	h	r	er	bb	so	2b	3b	hr	bf	bavg	wp	hbp	bk	sfa	sha
2018	3.60	0-0	4	0	0	0/0	0	5.0	6	5	2	4	1	3	0	0	25	.286	1	0	0	0	0
2019	13.94	0-0	10	0	0	0/0	0	10.1	13	19	16	10	16	4	1	2	56	.310	4	2	1	1	1
TOTAL	10.57	0-0	14	0	0	0/0	0	15.1	19	24	18	14	17	7	1	2	81	.302	5	2	1	1	1

Herron,Anthony

Year	avg	gp-gs	ab	r	h	2b	3b	hr	rbi	tb	slg%	bb	hbp	so	gdp	ob%	sf	sh	sb-att	po	a	e	fld%
2019	.258	33-23	93	12	24	3	0	2	14	33	.355	8	2	33	1	.327	1	0	4-5	0	0	0	.000
TOTAL	.258	33-23	93	12	24	3	0	2	14	33	.355	8	2	33	1	.327	1	0	4-5	0	0	0	.000

Hull,Mason

Year	avg	gp-gs	ab	r	h	2b	3b	hr	rbi	tb	slg%	bb	hbp	so	gdp	ob%	sf	sh	sb-att	po	a	e	fld%
2019	.182	41-40	121	15	22	7	0	3	17	38	.314	13	1	39	2	.263	2	2	0-1	67	96	13	.926
TOTAL	.182	41-40	121	15	22	7	0	3	17	38	.314	13	1	39	2	.263	2	2	0-1	67	96	13	.926

Juenger,Hayden

Year	avg	gp-gs	ab	r	h	2b	3b	hr	rbi	tb	slg%	bb	hbp	so	gdp	ob%	sf	sh	sb-att	po	a	e	fld%
2019	.000	1-0	1	0	0	0	0	0	0	0	.000	0	0	1	0	.000	0	0	0-0	3	4	0	1.000
TOTAL	.000	1-0	1	0	0	0	0	0	0	0	.000	0	0	1	0	.000	0	0	0-0	3	4	0	1.000

Year	era	w-l	app	gs	cg	sho	sv	ip	h	r	er	bb	so	2b	3b	hr	bf	bavg	wp	hbp	bk	sfa	sha
2019	4.86	2-4	20	3	0	0/2	0	46.1	43	29	25	25	42	7	4	3	204	.250	2	4	2	2	1
TOTAL	4.86	2-4	20	3	0	0/2	0	46.1	43	29	25	25	42	7	4	3	204	.250	2	4	2	2	1

Kotowski,Dakota

Year	avg	gp-gs	ab	r	h	2b	3b	hr	rbi	tb	slg%	bb	hbp	so	gdp	ob%	sf	sh	sb-att	po	a	e	fld%
2019	.304	35-28	102	19	31	3	0	10	20	64	.627	8	3	41	1	.372	0	0	0-0	37	1	3	.927
TOTAL	.304	35-28	102	19	31	3	0	10	20	64	.627	8	3	41	1	.372	0	0	0-0	37	1	3	.927

MISSOURI STATE BASEBALL

Game 47 | MISSOURI STATE BEARS vs. WICHITA STATE SHOCKERS | May 7 | 6:32 p.m. (CDT) | Springfield, Mo. | Hammons Field (8,000) | KBFL 1060 AM/96.9 FM | ESPN+

MISSOURI STATE CAREER STATISTICS

Lochner, Jake

Year	avg	gp-gs	ab	r	h	2b	3b	hr	rbi	tb	slg%	bb	hbp	so	gdp	ob%	sf	sh	sb-att	po	a	e	fld%
2016	.000	0-0	0	0	0	0	0	0	0	0	.000	0	0	0	0	.000	0	0	0-0	0	2	0	1.000
2017	.000	0-0	0	0	0	0	0	0	0	0	.000	0	0	0	0	.000	0	0	0-0	0	3	0	1.000
2018	.000	18-0	0	0	0	0	0	0	0	0	.000	0	0	0	0	.000	0	0	0-0	1	7	0	1.000
2019	.000	0-0	0	0	0	0	0	0	0	0	.000	0	0	0	0	.000	0	0	0-0	4	10	7	.667
TOTAL	.000	18-0	0	0	0	0	0	0	0	0	.000	0	0	0	0	.000	0	0	0-0	5	22	7	.794

Year	era	w-l	app	gs	cg	sho	sv	ip	h	r	er	bb	so	2b	3b	hr	bf	bavg	wp	hbp	bk	sfa	sha
2016	5.59	1-0	14	2	0	0/0	0	19.1	16	17	12	25	15	2	0	0	97	.229	3	1	0	0	0
2017	4.97	1-0	13	0	0	0/2	0	12.2	12	8	7	8	13	1	1	2	59	.240	2	1	0	0	0
2018	2.86	1-1	18	0	0	0/0	1	22.0	16	10	7	19	16	4	0	1	98	.219	0	1	0	1	4
2019	5.33	3-2	14	7	0	0/0	0	52.1	53	39	31	21	47	13	3	3	236	.266	5	9	0	1	6
TOTAL	4.82	6-3	59	9	0	0/2	1	106.1	97	74	57	73	91	20	4	6	490	.247	10	12	0	2	10

McAlister, Tyler

Year	avg	gp-gs	ab	r	h	2b	3b	hr	rbi	tb	slg%	bb	hbp	so	gdp	ob%	sf	sh	sb-att	po	a	e	fld%
2017	.000	0-0	0	0	0	0	0	0	0	0	.000	0	0	0	0	.000	0	0	0-0	0	1	0	1.000
2018	.000	7-5	0	0	0	0	0	0	0	0	.000	0	0	0	0	.000	0	0	0-0	1	5	0	1.000
TOTAL	.000	7-5	0	0	0	0	0	0	0	0	.000	0	0	0	0	.000	0	0	0-0	1	6	0	1.000

Year	era	w-l	app	gs	cg	sho	sv	ip	h	r	er	bb	so	2b	3b	hr	bf	bavg	wp	hbp	bk	sfa	sha
2017	9.31	0-1	10	1	0	0/1	0	9.2	16	16	10	13	11	6	0	0	62	.364	3	3	0	0	2
2018	8.05	0-0	7	5	0	0/0	0	19.0	22	21	17	17	20	4	0	5	98	.297	0	5	0	0	2
TOTAL	8.48	0-1	17	6	0	0/1	0	28.2	38	37	27	30	31	10	0	5	160	.322	3	8	0	0	4

Millas, Drew

Year	avg	gp-gs	ab	r	h	2b	3b	hr	rbi	tb	slg%	bb	hbp	so	gdp	ob%	sf	sh	sb-att	po	a	e	fld%
2017	.224	51-42	174	15	39	7	0	1	29	49	.282	13	2	42	2	.281	3	1	3-4	342	46	6	.985
2018	.321	57-57	212	36	68	13	2	7	61	106	.500	34	4	41	12	.416	5	0	3-4	135	18	1	.994
2019	.272	41-41	158	22	43	10	2	3	22	66	.418	24	5	47	2	.381	2	0	1-1	237	19	8	.970
TOTAL	.276	149-140	544	73	150	30	4	11	112	221	.406	71	11	130	16	.365	10	1	7-9	714	83	15	.982

Moore, Alex

Year	avg	gp-gs	ab	r	h	2b	3b	hr	rbi	tb	slg%	bb	hbp	so	gdp	ob%	sf	sh	sb-att	po	a	e	fld%
2017	.000	0-0	0	0	0	0	0	0	0	0	.000	0	0	0	0	.000	0	0	0-0	1	2	0	1.000
2019	.000	0-0	0	0	0	0	0	0	0	0	.000	0	0	0	0	.000	0	0	0-0	0	2	0	1.000
TOTAL	.000	0-0	0	0	0	0	0	0	0	0	.000	0	0	0	0	.000	0	0	0-0	1	4	0	1.000

Year	era	w-l	app	gs	cg	sho	sv	ip	h	r	er	bb	so	2b	3b	hr	bf	bavg	wp	hbp	bk	sfa	sha
2017	2.61	0-0	10	0	0	0/0	0	10.1	11	5	3	5	7	0	0	0	49	.256	3	1	2	0	0
2019	19.29	0-1	3	1	0	0/0	0	4.2	14	10	10	4	1	3	0	0	32	.519	0	0	0	1	0
TOTAL	7.80	0-1	13	1	0	0/0	0	15.0	25	15	13	9	8	3	0	0	81	.357	3	1	2	1	0

Polak, Joey

Year	avg	gp-gs	ab	r	h	2b	3b	hr	rbi	tb	slg%	bb	hbp	so	gdp	ob%	sf	sh	sb-att	po	a	e	fld%
2019	.219	44-43	160	22	35	5	0	7	25	61	.381	16	2	66	1	.293	3	0	0-0	20	58	11	.876
TOTAL	.219	44-43	160	22	35	5	0	7	25	61	.381	16	2	66	1	.293	3	0	0-0	20	58	11	.876

Privitera, John

Year	avg	gp-gs	ab	r	h	2b	3b	hr	rbi	tb	slg%	bb	hbp	so	gdp	ob%	sf	sh	sb-att	po	a	e	fld%
2017	.235	37-24	81	17	19	1	0	0	8	20	.247	16	1	22	1	.364	1	4	2-3	39	51	2	.978
2018	.246	56-56	183	38	45	5	1	0	20	52	.284	45	3	49	2	.399	2	5	11-12	77	143	5	.978
2019	.260	46-46	173	26	45	10	3	1	21	64	.370	18	2	36	0	.337	0	4	7-10	61	86	5	.967
TOTAL	.249	139-126	437	81	109	16	4	1	49	136	.311	79	6	107	3	.370	3	13	20-25	177	280	12	.974

MISSOURI STATE BASEBALL

Game 47 | MISSOURI STATE BEARS vs. WICHITA STATE SHOCKERS | May 7 | 6:32 p.m. (CDT) | Springfield, Mo. | Hammons Field (8,000) | KBFL 1060 AM/96.9 FM | ESPN+

MISSOURI STATE CAREER STATISTICS

Ramos, Javier

Year	avg	gp-gs	ab	r	h	2b	3b	hr	rbi	tb	slg%	bb	hbp	so	gdp	ob%	sf	sh	sb-att	po	a	e	fld%
2019	.222	7-1	9	2	2	0	0	1	5	5	.556	1	0	5	0	.300	0	0	0-0	0	1	1	.500
TOTAL	.222	7-1	9	2	2	0	0	1	5	5	.556	1	0	5	0	.300	0	0	0-0	0	1	1	.500

Year	era	w-l	app	gs	cg	sho	sv	ip	h	r	er	bb	so	2b	3b	hr	bf	bavg	wp	hbp	bk	sfa	sha
2019	27.00	0-0	5	0	0	0/0	0	2.1	2	9	7	10	4	1	0	0	22	.200	1	2	0	0	0
TOTAL	27.00	0-0	5	0	0	0/0	0	2.1	2	9	7	10	4	1	0	0	22	.200	1	2	0	0	0

Russell, Matt

Year	avg	gp-gs	ab	r	h	2b	3b	hr	rbi	tb	slg%	bb	hbp	so	gdp	ob%	sf	sh	sb-att	po	a	e	fld%
2018	.000	18-2	0	0	0	0	0	0	0	0	.000	0	0	0	0	.000	0	0	0-0	2	3	0	1.000
TOTAL	.000	18-2	0	0	0	0	0	0	0	0	.000	0	0	0	0	.000	0	0	0-0	2	3	0	1.000

Year	era	w-l	app	gs	cg	sho	sv	ip	h	r	er	bb	so	2b	3b	hr	bf	bavg	wp	hbp	bk	sfa	sha
2018	4.88	1-0	18	2	0	0/0	3	27.2	24	15	15	14	26	5	0	3	121	.233	3	3	0	0	1
TOTAL	4.88	1-0	18	2	0	0/0	3	27.2	24	15	15	14	26	5	0	3	121	.233	3	3	0	0	1

Schmidt, Nick

Year	avg	gp-gs	ab	r	h	2b	3b	hr	rbi	tb	slg%	bb	hbp	so	gdp	ob%	sf	sh	sb-att	po	a	e	fld%
2019	.000	0-0	0	0	0	0	0	0	0	0	.000	0	0	0	0	.000	0	0	0-0	1	1	0	1.000
TOTAL	.000	0-0	0	0	0	0	0	0	0	0	.000	0	0	0	0	.000	0	0	0-0	1	1	0	1.000

Year	era	w-l	app	gs	cg	sho	sv	ip	h	r	er	bb	so	2b	3b	hr	bf	bavg	wp	hbp	bk	sfa	sha
2019	8.86	0-3	15	2	0	0/0	0	21.1	22	23	21	18	18	6	0	2	114	.265	6	10	0	3	0
TOTAL	8.86	0-3	15	2	0	0/0	0	21.1	22	23	21	18	18	6	0	2	114	.265	6	10	0	3	0

Schwab, Davis

Year	avg	gp-gs	ab	r	h	2b	3b	hr	rbi	tb	slg%	bb	hbp	so	gdp	ob%	sf	sh	sb-att	po	a	e	fld%
2018	.000	14-0	0	0	0	0	0	0	0	0	.000	0	0	0	0	.000	0	0	0-0	1	2	0	1.000
2019	.000	0-0	0	0	0	0	0	0	0	0	.000	0	0	0	0	.000	0	0	0-0	2	6	1	.889
TOTAL	.000	14-0	0	0	0	0	0	0	0	0	.000	0	0	0	0	.000	0	0	0-0	3	8	1	.917

Year	era	w-l	app	gs	cg	sho	sv	ip	h	r	er	bb	so	2b	3b	hr	bf	bavg	wp	hbp	bk	sfa	sha
2018	5.01	2-1	14	0	0	0/0	0	23.1	21	15	13	13	20	4	1	2	106	.236	5	2	2	2	0
2019	8.16	2-4	16	6	0	0/2	0	43.0	51	41	39	36	49	14	2	3	217	.297	6	4	2	1	4
TOTAL	7.06	4-5	30	6	0	0/2	0	66.1	72	56	52	49	69	18	3	5	323	.276	11	6	4	3	4

Sechler, Connor

Year	avg	gp-gs	ab	r	h	2b	3b	hr	rbi	tb	slg%	bb	hbp	so	gdp	ob%	sf	sh	sb-att	po	a	e	fld%
2018	.000	32-0	1	0	0	0	0	0	0	0	.000	0	0	0	0	.000	0	0	0-0	3	9	0	1.000
2019	.000	0-0	0	0	0	0	0	0	0	0	.000	0	0	0	0	.000	0	0	0-0	1	1	0	1.000
TOTAL	.000	32-0	1	0	0	0	0	0	0	0	.000	0	0	0	0	.000	0	0	0-0	4	10	0	1.000

Year	era	w-l	app	gs	cg	sho	sv	ip	h	r	er	bb	so	2b	3b	hr	bf	bavg	wp	hbp	bk	sfa	sha
2018	2.98	7-1	32	0	0	0/0	8	54.1	41	18	18	22	59	6	2	2	238	.208	3	15	2	0	4
2019	3.73	2-4	20	0	0	0/2	4	41.0	28	18	17	24	47	5	0	1	180	.196	2	6	0	4	3
TOTAL	3.30	9-5	52	0	0	0/2	12	95.1	69	36	35	46	106	11	2	3	418	.203	5	21	2	4	7

Thomazin, Logan

Year	avg	gp-gs	ab	r	h	2b	3b	hr	rbi	tb	slg%	bb	hbp	so	gdp	ob%	sf	sh	sb-att	po	a	e	fld%
2019	.000	0-0	0	0	0	0	0	0	0	0	.000	0	0	0	0	.000	0	0	0-0	0	6	0	1.000
TOTAL	.000	0-0	0	0	0	0	0	0	0	0	.000	0	0	0	0	.000	0	0	0-0	0	6	0	1.000

Year	era	w-l	app	gs	cg	sho	sv	ip	h	r	er	bb	so	2b	3b	hr	bf	bavg	wp	hbp	bk	sfa	sha
2019	6.68	1-3	13	4	0	0/0	0	32.1	30	26	24	15	34	6	1	4	153	.256	6	15	0	4	2
TOTAL	6.68	1-3	13	4	0	0/0	0	32.1	30	26	24	15	34	6	1	4	153	.256	6	15	0	4	2

MISSOURI STATE BASEBALL

Game 47 | MISSOURI STATE BEARS vs. WICHITA STATE SHOCKERS | May 7 | 6:32 p.m. (CDT) | Springfield, Mo. | Hammons Field (8,000) | KBFL 1060 AM/96.9 FM | ESPN+

MISSOURI STATE CAREER STATISTICS

Whetstone, Ben

Year	avg	gp-gs	ab	r	h	2b	3b	hr	rbi	tb	slg%	bb	hbp	so	gdp	ob%	sf	sh	sb-att	po	a	e	fld%
2017	.050	15-2	20	1	1	0	0	0	1	1	.050	4	0	7	0	.208	0	0	0-0	2	0	0	1.000
2018	.278	57-57	212	31	59	10	0	9	39	96	.453	31	5	47	1	.378	3	0	5-5	458	29	4	.992
2019	.256	46-46	164	28	42	10	0	6	30	70	.427	24	9	29	4	.377	2	0	0-2	328	23	3	.992
TOTAL	.258	118-105	396	60	102	20	0	15	70	167	.422	59	14	83	5	.369	5	0	5-7	788	52	7	.992

Wiley, Logan

Year	avg	gp-gs	ab	r	h	2b	3b	hr	rbi	tb	slg%	bb	hbp	so	gdp	ob%	sf	sh	sb-att	po	a	e	fld%
2018	.000	22-11	0	0	0	0	0	0	0	0	.000	0	0	0	0	.000	0	0	0-0	2	9	1	.917
2019	.000	0-0	0	0	0	0	0	0	0	0	.000	0	0	0	0	.000	0	0	0-0	5	11	0	1.000
TOTAL	.000	22-11	0	0	0	0	0	0	0	0	.000	0	0	0	0	.000	0	0	0-0	7	20	1	.964

Year	era	w-l	app	gs	cq	sho	sv	ip	h	r	er	bb	so	2b	3b	hr	bf	bavg	wp	hbp	bk	sfa	sha
2018	4.13	7-6	22	11	0	0/0	1	85.0	84	46	39	23	68	13	1	5	370	.251	11	8	0	1	3
2019	3.88	3-5	12	12	1	0/1	0	69.2	79	37	30	17	63	16	3	6	312	.286	0	12	0	2	5
TOTAL	4.02	10-11	34	23	1	0/1	1	154.2	163	83	69	40	131	29	4	11	682	.267	11	20	0	3	8

Witherspoon, Nate

Year	avg	gp-gs	ab	r	h	2b	3b	hr	rbi	tb	slg%	bb	hbp	so	gdp	ob%	sf	sh	sb-att	po	a	e	fld%
2017	.000	0-0	0	0	0	0	0	0	0	0	.000	0	0	0	0	.000	0	0	0-0	0	7	0	1.000
2018	.000	20-0	0	0	0	0	0	0	0	0	.000	0	0	0	0	.000	0	0	0-0	0	4	0	1.000
2019	.000	0-0	0	0	0	0	0	0	0	0	.000	0	0	0	0	.000	0	0	0-0	0	2	0	1.000
TOTAL	.000	20-0	0	0	0	0	0	0	0	0	.000	0	0	0	0	.000	0	0	0-0	0	13	0	1.000

Year	era	w-l	app	gs	cq	sho	sv	ip	h	r	er	bb	so	2b	3b	hr	bf	bavg	wp	hbp	bk	sfa	sha
2017	4.29	4-3	15	5	0	0/1	0	42.0	43	21	20	15	40	8	0	4	181	.270	4	2	1	2	3
2018	3.24	1-0	20	0	0	0/0	0	25.0	27	11	9	8	20	6	0	3	111	.278	2	2	0	1	3
2019	10.19	1-0	14	0	0	0/0	0	17.2	26	25	20	12	16	6	1	4	98	.366	2	7	0	7	1
TOTAL	5.21	6-3	49	5	0	0/1	0	84.2	96	57	49	35	76	20	1	11	390	.294	8	11	1	10	7

Zimmerman, Brooks

Year	avg	gp-gs	ab	r	h	2b	3b	hr	rbi	tb	slg%	bb	hbp	so	gdp	ob%	sf	sh	sb-att	po	a	e	fld%
2018	.219	40-26	96	14	21	3	0	6	17	42	.438	7	2	34	1	.278	3	1	0-0	49	0	2	.961
2019	.180	22-13	50	6	9	1	0	1	5	13	.260	4	1	21	2	.250	1	1	0-0	14	0	0	1.000
TOTAL	.205	62-39	146	20	30	4	0	7	22	55	.377	11	3	55	3	.268	4	2	0-0	63	0	2	.969

MISSOURI STATE BASEBALL

Game 47 | MISSOURI STATE BEARS vs. WICHITA STATE SHOCKERS | May 7 | 6:32 p.m. (CDT) | Springfield, Mo. | Hammons Field (8,000) | KBFL 1060 AM/96.9 FM | ESPN+

MISSOURI STATE RECORDS SUMMARY

Individual Batting

Games Played

Season: 66, Dant'e Brinkley, Adam Pummill, Brooks Colvin, Shaun Marcum, Rick Wilson, 2003
Career: 236, Matt Gardner, 1999-02

At-Bats

Game: 8, Earnie Johnson, Pat Kelly and Mark Neff, 5/1/88 vs. ORU;
Ryan Gotcher and Chris Taylor, 4/6/04 vs. Arkansas; Adam Pummill, 2/25/06 vs. UNC Greensboro
Season: 278, Dant'e Brinkley, 2003
Career: 972, Matt Gardner, 1999-02

Runs

Game: 6, Bobby McCulloch, 5/6/75 vs. SIU Edwardsville; Larry Doss, 5/9/87 vs. Eastern Illinois and Lance Burkhardt, 3/6/97 vs. Missouri Baptist
Season: 90, Matt Cepicky, 1999
Career: 243, Matt Gardner, 1999-02

Hits

Game: 7, Greg Resz, 3/5/91 vs. Lincoln
Season: 96, Steve Hacker and Dave Slemmer, 1995; Dant'e Brinkley, 2003
Career: 316, Matt Gardner, 1999-02

Singles

Game: 5, Jim Schaefer, 5/27/78 vs. Eastern Illinois; Keith Champion, 5/11/81 vs. Central Missouri; Greg Resz, 3/5/91 vs. Lincoln; Todd DeBriyn, 5/3/92 vs. UNI; Alex Manary, 3/22/94 vs. Minnesota
Season: 76, Bill Mueller, 1991
Career: 241, Kevin Medrano, 2009-12

Doubles

Game: 3, on 22 occasions, last time by Justin Paulsen, 4/29/17 at Evansville
Season: 26, Steve Hacker, 1986
Career: 67, Brayden Drake, 2006-09

Triples

Game: 3, Ken Brown, 4/8/66 vs. Missouri S&T
Season: 12, Dant'e Brinkley, 2001
Career: 20, Mark Garrett, 1979-82

Home Runs

Game: 4, John Knott, 5/2/92 vs. UNI
Season: 37, Steve Hacker, 1995
Career: 63, Jason Hart, 1996-98

Runs Batted-In

Game: 11, John Knott, 5/2/92 vs. UNI
Season: 100, Matt Cepicky, 1999
Career: 203, Jason Hart, 1996-98

Batting Average

Season: .442, J. D. Warner, 1983
Career: .426, J. D. Warner, 1982-83
Career (4 years): .376, Bill Mueller, 1990-93

Consecutive Games Hitting Safely

30, Brayden Drake, 4/27/08-3/25/09

Total Bases

Game: 17, John Knott, 5/2/92 vs. UNI
Season: 225, Steve Hacker, 1995
Career: 506, Jason Hart, 1996-98

Extra-Base Hits

Game: 5, Larry Doss, 5/9/87 vs. Eastern Illinois
Season: 55, Steve Hacker, 1995
Career: 116, Jason Hart, 1996-98

Slugging Average

Season: .957, Steve Hacker, 1995
Career: .725, Jason Hart, 1996-98

Hit By Pitch

Game: 3, Jud Kindle, 2/20/04 vs. Little Rock
Ryan Mantle, 2/22/08 vs. DBU; Brayden Drake, 5/11/08 vs. Middle Tennessee; Ben Whetsstone at Murray State, 4/3/19
Season: 23, Jeremy Isenhower, 2002
Career: 41, Ben Carlson, 2007-09

Walks

Game: 5, Cory Krueger, 3/15/91 vs. Austin Peay; Steve Hacker, 4/23/95 vs. UNI; and Lance Burkhardt, 2/14/97 vs. Nevada
Season: 55, Dylan Becker, 2015
Career: 154, Bill Mueller, 1990-93

Strikeouts

Game: 5, Greg Mathis, 5/1/01 vs. Missouri; Tyler Ryan, 2/26/10 at UTA
Season: 74, Ryan Howard, 2001
Career: 207, Nick Kays, 1997-00

On-Base Percentage

Season: .563, Dan Iseminger, 1983
Career: .493, Rick Clarkston, 1983-84

Sacrifice Hits

Game: 3, Joey Hawkins, 5/22/14 vs. Bradley; Ken Watkins, 5/23/69 vs. Minnesota State
Season: 29, Joey Hawkins, 2015
Career: 62, Joey Hawkins, 2012-15

Sacrifice Flies

Game: 2, held by many players
Season: 9, Brooks Colvin, 2003
Career: 17, Brooks Colvin, 2001-04

Stolen Bases

Game: 4, Larry Doss, 3/6/86 vs. Evangel; Greg Brewer, 4/15/86 vs. Evangel
Season: 30, Greg Brewer, 1986
Career: 69, Dant'e Brinkley, 2000-03

Game-Winning RBI

Season: 13, Steve Meyer, 1986; Steve Hacker, 1995
Career: 23, Steve Hacker, 1993-95

Individual Fielding

Putouts

Game: 19, Tom Hodge, 3/23/67 vs. Oklahoma Christian; Tim Rafferty, 2/25/06 vs. UNC Greensboro; Connor Smith, 3/29/14 vs. Southern Illinois
Season: 545, Justin Paulsen, 2015
Career: 1,588, Justin Paulsen, 2015-17

Assists

Game: 10, Curt Courtwright, 5/10/09 at Creighton
Season: 192, Joey Hawkins, 2015
Career: 656, Chris Curry, 1995-98

Errors

Game: 4, set on 5 occasions, last time by Jon Hale, 3/3/96 vs. ORU
Season: 30, Brooks Colvin, 2001
Career: 73, Brooks Colvin, 2001-04

Total Chances

Game: 21, Brian Mahaffey, 5/1/88 vs. ORU
Season: 601, Jason Hart, 1997
Career: 1,703, Justin Paulsen, 2015-17

Double Plays

Game: 5, Ryan Howard, 3/30/99 vs. SE Missouri
Season: 60, Ryan Howard, 1999
Career: 151, Ryan Howard, 1999-01

Fielding Average

Season: 1.000, Bill Helfrecht, 1968; Jim Anderson, 1970; Corby Fister and Cory Krueger, 1989; Chad Lakin and Cory Krueger, 1990; Shawn Padgett, 1991; Chad Lakin, 1992; Micah Holst, 1999; Dant'e Brinkley, 2002; Nolan Keane, 2008; Aaron Conway, 2010
Career: .992, Steve Seal, 1969-70

Individual Pitching

Games

Season: 37, Jake Fromson, 2017
Career: 88, Bryan Young, 2014-17

Games Started

Season: 17, Doug Still, 2017; Matt Hall, 2015; Cody Schumacher, 2012
Career: 49, Brad Ziegler, 2000-03

Complete Games

Season: 10, Brian Wisser, 1986
Career: 18, Brad Ziegler, 2000-03

Innings Pitched

Game: 11.0, John Rheinecker, 3/3/01 vs. Arkansas State
Season: 125.0, Matt Hall, 2015
Career: 365.0, Brad Ziegler, 2000-03

Consecutive Scoreless Innings Pitched

Season: 38.1, Nick Petree, 4/6/12 to 5/17/12
Career: 38.1, Nick Petree, 4/6/12 to 5/17/12

Hits Allowed

Game: 16, Tom Fulkerson, 3/19/85 vs. UTA
Season: 115, Brad Ziegler, 2003
Career: 371, Brad Ziegler, 2000-03

Fewest Hits Allowed

Game: 0, Steve Dunn, 4/12/79 vs. Evangel (5 inn.); Scott Buchheit-Darrell Maus-Matt Brewer-Terry Menown, 3/14/89 vs. Lincoln; Mike Whitley, 5/2/94 vs. SE Missouri (7 inn.)

Runs Allowed

Game: 13, Rand Chappell, 3/20/84 vs. Southern; Scott Prince, 3/11/85 vs. Indiana State
Season: 71, Jim Gibbs, 1987; Jarrod Mays, 1996
Career: 207, John Hardin, 1996-00

Earned Runs Allowed

Game: 12, Mike Hill, 4/18/75 vs. Central Missouri; Scott Prince, 3/11/85 vs. Indiana State
Season: 63, Scott Geitz, 1998
Career: 169, John Hardin, 1996-00

Walks Allowed

Game: 10, Stean Thornton, 5/2/76 vs. UMSL
Season: 75, Dirk Lindauer, 1991
Career: 206, Mike Whitley, 1992-95

Strikeouts

Game: 17, Charles Burt, 5/16/69 vs. Northwest Missouri State; Gary Wilson, 3/23/67 vs. Oklahoma Christian
Season: 171, Matt Hall, 2015
Career: 330, Brad Ziegler, 2000-03

Earned Run Average

Season: 0.59, Dick Jones, 1971
Career: 1.55, Dick Jones, 1969-72

Wins

Season: 12, Matt Hall, 2015; Brad Ziegler, 2003
Career: 32, Brad Ziegler, 2000-03

Losses

Season: 9, Brett Sinkbeil, 2005; Pat Doyle, 2010; Mike Kickham, 2010
Career: 16, Gary Wilson, 1964-67; Dustin Tignor, 1996-00; Pat Doyle, 2007-10

Winning Percentage

Season (6 or more wins): 1.000, Sam Perez, 2016; Bryan Young, 2015; Ken Watkins, 1969; Jody Payne, 1978; Kirby Cannon, 1980; Dan Harwell, 1983; Tim Clubb, 2008
Career: .909, Sam Perez, 2013-16; Greg Reed, 1987-88

Shutouts

Season: 3, Ken Watkins, 1969; Steve Dunn, 1979; Greg Reed, 1988; Craig Sands, 1990; Paul Marsala, 2004
Career: 4, Ken Watkins, 1967-70

Saves

Season: 16, Bryan Young, 2015
Career: 35, Bryan Young, 2014-17

Team Batting

Games Played

Season: 66, 2003

At-Bats

Game: 64, 5/1/88 vs. ORU
Season: 2,260, 2002

Runs

Game: 37, 3/7/88 vs. Benedictine
Season: 607, 1999

Hits

Game: 34, 3/7/88 vs. Benedictine; 3/21/89 vs. UMBC
Season: 720, 2002

Doubles

Game: 10, 3/11/95 vs. Truman
Season: 149, 2002

Triples

Game: 6, 4/8/66 vs. Missouri S&T
Season: 36, 2001

Home Runs

Game: 12, 4/20/99 vs. Pittsburg State
Season: 144, 1999

Runs Batted-In

Game: 36, 3/7/88 vs. Benedictine
Season: 561, 1999

Batting Average

Season: .373, 1981

Total Bases

Game: 72, 4/20/99 vs. Pittsburg State
Season: 1,275, 1999

Extra-Base Hits

Game: 19, 4/20/99 vs. Pittsburg State
Season: 270, 1999

Slugging Average

Season: .626, 1999

Game-Winning RBI

Season: 45, 1986

Hit By Pitch

Game: 9, 2/22/08 vs. DBU; 5/11/08 vs. Middle Tennessee
Season: 80, 2004

Walks

Game: 18, 4/5/16 vs. Saint Louis
Season: 351, 2017

Strikeouts

Game: 26, 2/26/10 at UTA
Season: 516, 2017

Fewest Strikeouts

Season: 116, 1981

Sacrifice Hits

Game: 6, 4/25/81 vs. UMSL
Season: 54, 2015

Sacrifice Flies

Game: 5, 5/19/02 vs. Indiana State; 4/3/07 vs. SEMO
Season: 44, 2002

Stolen Bases

Game: 10, 3/18/85 vs. North Texas; 4/15/86 vs. Evangel
Season: 118, 1986

Team Fielding

Putouts

Game: 48, 5/1/88 vs. ORU; 4/6/04 vs. Arkansas
Season: 1,703, 2003

Assists

Game: 25, 5/1/88 vs. ORU
Season: 686, 1997

Errors

Game: 11, 3/14/64 vs. Arkansas State
Season: 134, 1984

Fewest Errors

Season: 37, 1968

Total Chances

Game: 74, 5/1/88 vs. ORU
Season: 2,456, 2002

Double Plays

Game: 5, 3/15/85 vs. Missouri Western
Season: 66, 1986

Fielding Average

Season: .976, 2015

Team Pitching

Complete Games

Season: 34, 1986

Innings Pitched

Game: 16, 5/1/88 vs. ORU; 4/6/04 vs. Arkansas
Season: 567.2, 2003

Walks

Game: 17, 5/25/97 vs. Rice
Season: 317, 1992

Strikeouts

Game: 19, 3/23/67 vs. Oklahoma Christian
Season: 560, 2017

Shutouts

Season: 11, 2012

Saves

Season: 18, 2015 and 2011

Earned Run Average

Season: 2.57, 2012

MISSOURI STATE BASEBALL

Game 47 | MISSOURI STATE BEARS vs. WICHITA STATE SHOCKERS | May 7 | 6:32 p.m. (CDT) | Springfield, Mo. | Hammons Field (8,000) | KBFL 1060 AM/96.9 FM | ESPN+

MISSOURI STATE SINGLE-SEASON RECORDS

Hitting

Games	At Bats	Runs
Dant'e Brinkley (03)	66	278
Brooks Colvin (03)	66	267
Shaun Marcum (03)	66	256
Adam Pummill (03)	66	251
Rick Wilson (03)	66	251
Greg Mathis (03)	65	250
Tony Piazza (03)	64	249
Matt Gardner (02)	64	248
Greg Mathis (02)	64	248
Tony Piazza (02)	64	248
Dant'e Brinkley (03)	278	Matt Cepicky (99) 90
Brooks Colvin (03)	267	Matt Gardner (99) 82
Matt Gardner (02)	256	Micah Holst (99) 75
Greg Mathis (02)	251	Jason Hart (98) 71
Dave Slemmer (95)	251	Jake Burger (17) 69
Matt Gardner (01)	250	Bill Mueller (91) 69
Dant'e Brinkley (02)	249	Dant'e Brinkley (03) 68
Joey Hawkins (15)	248	Ryan Howard (99) 68
Helms (12)-Voit (12)	248	Jeremy Eierman (17) 67
Mathis (03)-Medrano (12)	248	Steve Meyer (86) 67

Hits	Singles	Doubles
Dant'e Brinkley (03)	96	76
Steve Hacker (95)	96	71
Dave Slemmer (95)	96	67
Micah Holst (99)	94	63
Ben Woodbury (08)	92	62
Matt Cepicky (99)	92	62
Jason Hart (98)	92	62
Jason Hart (97)	91	61
Brandon Jackson (98)	89	60
Kevin Medrano (10)	86	59
Mueller (91)-Brinkley (02)	86	59
Bill Mueller (91)	76	Steve Meyer (86) 26
Ben Woodbury (08)	71	Spiker Helms (12) 23
Dant'e Brinkley (03)	67	Brandon Jackson (98) 23
Micah Holst (99)	63	Jake Burger (15) 22
Ben Woodbury (08)	62	Matt Medrano (12) 22
Matt Cepicky (99)	62	Kevin Medrano (10) 22
Adam Pummill (03)	62	Chad Lakin (92) 22
Jason Hart (98)	62	Lakin (93)-Drake (08) 21
Brooks Colvin (03)	61	Johnson (88)-Brewer (91) 21
Matt Gardner (99)	60	Howard Bell (86) 21
Six players tied with	59	Kneeshaw (95)-Mantle (08) 20
Mueller (91)-Brinkley (02)	86	Mahaffey (87)-Hart (96) 20

Triples	Home Runs	Runs Batted-In
Dant'e Brinkley (01)	12	37
Aaron Conway (09)	8	30
Evan Pratte (90)	8	28
Mark Garrett (81)	8	25
Bobby Naron (80)	8	24
Hunter Steinmetz (16)	7	23
Greg Mathis (01)	7	23
Brad Kennedy (96)	7	22
Greg Brewer (86)	7	21
J.D. Warner (83)	7	21
Steve Hacker (95)	37	Matt Cepicky (99) 100
Matt Cepicky (99)	30	Steve Hacker (95) 95
Jason Hart (98)	28	Jason Hart (98) 91
Jon Hale (99)	25	Steve Meyer (86) 83
Spencer Johnson (16)	24	Matt Brewer (91) 75
Jeremy Eierman (17)	23	Jake Burger (16) 72
Nick Kays (99)	23	Spencer Johnson (16) 70
Jake Burger (17)	22	Brian Mahaffey (88) 69
Jake Burger (16)	21	Jeremy Eierman (17) 68
Brian Mahaffey (88)	21	Jon Hale (99) 68

Game-Winning RBI	Batting Average	On-Base Percentage
Steve Hacker (95)	13	J. D. Warner (83) .442
Steve Meyer (86)	13	Bob Blakley (74) .440
Chris Playter (09)	11	Jim Nichols (65) .438
Jake Burger (17)	10	Terry Repp (81) .432
Brad Brewer (89-91)	10	Rick Clarkston (85) .427
Bax (84)-Bailey (82)	10	Jason Hart (98) .416
Brian Mahaffey (87)	9	Steve Meyer (86) .416
Brent Seifert (12)-Matheny (15)	8	Mark Garrett (81) .416
Pratte (91)-Cepicky (99)	8	Brayden Drake (09) .414
Dave (81)-Bartlett (90)	8	Matt Cepicky (99) .414
J. D. Warner (83)	7	J. D. Warner (83) .442
Bob Blakley (74)	13	Bob Blakley (74) .440
Jim Nichols (65)	11	Jim Nichols (65) .438
Terry Repp (81)	10	Terry Repp (81) .432
Rick Clarkston (85)	10	Rick Clarkston (85) .427
Jason Hart (98)	10	Jason Hart (98) .416
Steve Meyer (86)	9	Steve Meyer (86) .416
Mark Garrett (81)	8	Mark Garrett (81) .416
Brayden Drake (09)	8	Brayden Drake (09) .414
Matt Cepicky (99)	8	Matt Cepicky (99) .414

Extra-Base Hits	Total Bases	Slugging Average
Steve Hacker (95)	55	225
Steve Meyer (86)	48	193
Jason Hart (98)	43	191
Spencer Johnson (16)	41	173
Matt Cepicky (99)	40	168
Jeremy Eierman (17)	39	165
Lance Burkhardt (96)	38	164
Matt Cepicky (98)	37	162
Jason Hart (97)	37	160
Dave Slemmer (95)	37	159
Steve Hacker (95)	225	Steve Hacker (95) .957
Matt Cepicky (99)	193	Mark Mennemeier (77) .896
Jason Hart (98)	191	Matt Cepicky (99) .869
Spencer Johnson (16)	173	Jason Hart (98) .864
Matt Cepicky (99)	168	Steve Meyer (86) .859
Jeremy Eierman (17)	165	Bob Blakley (74) .820
Lance Burkhardt (96)	164	Jon Hale (99) .779
Matt Cepicky (98)	162	Ken Brown (66) .760
Jason Hart (97)	160	Jim Nichols (65) .750
Dave Slemmer (95)	159	Matt Cepicky (98) .729

Walks	Strikeouts	Hit By Pitch
Dylan Becker (15)	55	74
Bill Mueller (91)	52	69
Spencer Johnson (16)	46	68
Spencer Johnson (15)	46	67
John Privitera (18)	45	66
Spiker Helms (12)	44	66
Brad Kennedy (95)	44	66
Burger (17)-Paulsen (15)	43	61
Helms (11)-Keane (08)	42	59
Fister (90)-Guttin (76)	42	58
Ryan Howard (01)	74	Jeremy Isenhower (02) 23
Tony Piazza (02)	69	Ben Carlson (09) 22
Nick Kays (99)	68	Jud Kindle (04) 20
Jeremy Eierman (16)	67	Matt Brown (18) 19
Joey Polak (19)	66	Tate Matheny (15) 18
Tony Piazza (03)	66	Ben Carlson (08) 16
Matt Brown (18)	62	Jeremy Eierman (17) 12
Jeremy Eierman (17)	61	Brayden Drake (09) 12
Hunter Steinmetz (17)	59	John Knott (92) 12
Dant'e Brinkley (03)	58	Nine players tied with 11

Stolen Bases	Sacrifice Hits	Sacrifice Flies
Greg Brewer (86)	30	Brooks Colvin (03) 9
Mike Ruble (88)	29	Greg Mathis (02) 8
Dant'e Brinkley (02)	25	Dylan Becker (15) 7
John Wahlig (87)	25	Justin Paulsen (15) 7
Aaron Conway (10)	24	John Knott (92) 7
Dant'e Brinkley (03)	24	Brent Bartlett (90) 7
Bill Mueller (92)	23	Evan Pratte (90) 7
Larry Doss (86)	22	Spencer Johnson (16) 6
Jeremy Eierman (18)	20	Medrano (11)-Voit (12) 6
Matt Lawson (06)	20	Piazza (02)-McComack (11) 6
Bill Goedde (86)	20	Colvin (02)-Isenhower (02) 6
	20	Bartlett (89)-Collier (99) 6
	20	Winston (75)-Kelly (88) 6

Pitching

Games	Games Started
Jake Fromson (17)	37
Sam Perez (16)	36
Connor Sechler (18)	32
Zach Merciez (15)	31
Bryan Young (15)	30
Sam Perez (15)	27
Tyler Burgess (12)-Young (15)	26
Scott Geitz (95)	26
Five tied with	25
Doug Still (17)	17
Matt Hall (15)	17
Cody Schumacher (12)	17
Dylan Coleman (18)	16
Dylan Coleman (17)	16
Jordan Knutson (16)	16
Nick Petree (12)	16
Chad Mulholland (03)	16
Brad Ziegler (03)	16
Nine tied with	15

Complete Games	Innings Pitched
Brian Wisser (86)	10
Stacey Burke (86)	8
Kirby Cannon (79)	8
Dick Jones (71)	8
Mark Lopinet (70)	8
Ken Watkins (69)	8
Jim Gibbs (86, 87)	7
Tom Fulkerson (84)	7
Rick Brandell (82)	7
Newell (66)-Watkins (70)	7
Matt Hall (15)	125.0
Chad Mulholland (03)	119.2
Nick Petree (12)	115.1
Derek Drage (04)	112.1
Brad Ziegler (03)	106.2
Tim Clubb (08)	103.2
Doug Still (17)	103.0
Jon Harris (15)	103.0
Dylan Coleman (18)	102.2
Brian Wisser (86)	102.2

Hits Allowed	Runs Allowed
Brad Ziegler (03)	115
Jarrold Mays (96)	113
Pat Doyle (10)	112
Derek Drage (04)	107
Paul Crain (91)	107
Brian Wisser (86)	104
Mike Kickham (10)	101
Chad Mulholland (03)	101
Blake Barber (11)	100
Jim Gibbs (87)	100
Jarrold Mays (96)	71
Jim Gibbs (87)	71
Tim Clubb (09)	70
Scott Geitz (98)	70
Pat Doyle (10)	66
Mike Kickham (10)	66
Bryan Buschhorn (97)	64
Mike Whitley (93)	64
Brett Sinkbeil (05)	63
Brad Ziegler (03)	60

Earned Run Average	Earned Run Average
Scott Geitz (98)	63
Jarrold Mays (96)	60
Mike Whitley (93)	58
Mike Kickham (10)	56
Bryan Buschhorn (97)	54
Dylan Coleman (17)	53
Jim Gibbs (87)	51
Tim Clubb (09)	50
Brad Ziegler (03)	50
Paul Crain (91)	48
Dick Jones (71)	0.59
Nick Petree (12)	1.01
Ken Watkins (69)	1.60
Craig Sands (90)	1.60
Nick Petree (13)	1.61
David Oatman (74)	1.69
Wes Rhea (64)	1.70
Jan Schmidt (72)	1.80
Dale Bowling (89)	1.88
Mike Hill (76)	1.97

Walks	Strikeouts
Dirk Lindauer (91)	75
Mike Whitley (93)	68
Dylan Coleman (18)	59
Bart Evans (92)	58
John Hardin (00)	54
Bryan Buschhorn (97)	52
John Hardin (99)	52
Mike Whitley (92)	52
Mike Godfrey (86)	51
Dylan Coleman (17)	50
Matt Hall (15)	171
Mike Whitley (93)	129
Dylan Coleman (12)	119
Chad Mulholland (03)	117
Jon Harris (15)	116
Nick Petree (12)	114
Sam Perez (16)	112
Nick Petree (13)	111
Ross Detwiler (07)	110
Jarrold Mays (95)	107

Victories	Losses
Matt Hall (15)	12
Brad Ziegler (03)	12
Clubb (08)-Baumann (09)	11
Dylan Coleman (18)	10
Petree (12)-Mulholland (03)	10
Mays (95)-Wisser (86)	10
Petree (11)-Perez (15)	9
Garola (97)-Ziegler (01)	9
Gibbs (87)-Lindauer (91)	9
Watkins (69)-Anderson (80)	9
Pat Doyle (10)	9
Mike Kickham (10)	9
Brett Sinkbeil (05)	9
Derek Drage (04)	7
Brad Ziegler (00)	7
Jarrold Mays (96)	7
Jim Freie (84)	7
Gary Wilson (64)	7
Seven players tied with	6

Winning Percentage	Shutouts
Sam Perez (16)	3
Bryan Young (15)	3
Tim Clubb (08)	3
Dann Whiteside (90)	3
Channy Harwell (83)	3
Kirby Cannon (80)	2
Jody Payne (78)	2
Ken Watkins (69)	1
Buddy Baumann (09)	1
Jarrod Mays (95)	.917
Sam Perez (15)	.900
Steve Anderson (80)	.900

Fielding

Putouts	
Justin Paulsen (15)	545
Jason Hart (97)	543
Justin Paulsen (17)	536
Jason Hart (96)	531
Justin Paulsen (16)	507
Ryan Howard (00)	504
Tim Rafferty (06)	503
Tony Piazza (03)	500
Luke Voit (12)	499
Steve Hacker (95)	497

Assists	
Joey Hawkins (15)	192
Joey Hawkins (14)	185
Evan Pratte (91)	184
Pat Kelly (88)	179
Jeremy Eierman (17)	178
Dan Firiti (00)	178
Brad Kennedy (96)	175
Chris Curry (97)	170
Travis McComack (13)	168
Dan Firiti (99)	166

Errors	
Brooks Colvin (01)	30
Dan Firiti (99)	27
Mike Collier (00)	24
Dan Firiti (00)	24
Lance Burkhardt (96)	24
Matt Gardner (01)	23
Brad Kennedy (96)	23
Rick Clarkston (84)	22
Five players tied with	21

Total Chances	
Jason Hart (97)	601
Justin Paulsen (17)	579
Jason Hart (96)	578
Justin Paulsen (15)	572
Luke Voit (12)	561
Ben Margalski (01)	557
Tony Piazza (02)	553
Ryan Howard (00)	553
Justin Paulsen (16)	550
Tony Piazza (03)	547

Double Plays	
Ryan Howard (99)	60
Steve Meyer (86)	58
Jason Hart (97)	53
Jim Calhoun (90)	52
Dan Firiti (99)	51
Ryan Howard (00)	48
Jason Hart (98)	48
Steve Hacker (95)	48
Matt Lawson (07)	47
Two players tied with	46

Fielding Average	
Aaron Conway (10)	1.000
Kyle Paul (07)	1.000
Dant'e Brinkley (02)	1.000
Micah Holst (99)	1.000
Chad Lakin (92)	1.000
Shawn Padgett (91)	1.000
Corby Fister (89)	1.000
Cory Krueger (89)	1.000
Jim Anderson (70)	1.000
Bill Helfrecht (68)	1.000

Saves	
Bryan Young (15)	16
Dan Kickham (11)	13
Shaun Marcum (03)	13
Bryan Young (16)	11
Tyler Burgess (12)	11
Chris Krawczyk (06)	9
Connor Sechler (18)	8
Bryan Young (17)	8
Matt Frevert (08)	8
Grant Gordon (10)	7
Tony Floyd (88)	7

Statistical Minimums: Batting Average, Slugging Average and On Base Percentage based on minimum of one time at bat for each game played by team; Fielding Average based on minimum of 50 total chances; Earned Run Average based on minimum of one inning pitched per game played by team; Winning Percentage based on a minimum of six decisions.

MISSOURI STATE BASEBALL

Game 47 | MISSOURI STATE BEARS vs. WICHITA STATE SHOCKERS | May 7 | 6:32 p.m. (CDT) | Springfield, Mo. | Hammons Field (8,000) | KBFL 1060 AM/96.9 FM | ESPN+

MISSOURI STATE CAREER RECORDS

Hitting

Games	At Bats	Runs	Games	At Bats	Runs
Matt Gardner (99-02)	236	Matt Gardner (99-02)	972	Matt Gardner (99-02)	243
Greg Mathis (00-03)	232	Kevin Medrano (09-12)	895	Bill Mueller (90-93)	234
Chris Curry (95-98)	227	Greg Mathis (00-03)	873	Micah Holst (96-99)	217
Brooks Colvin (01-04)	224	Micah Holst (96-99)	865	Dant'e Brinkley (00-03)	188
Micah Holst (96-99)	223	Chris Curry (95-98)	843	Chris Curry (95-98)	188
Evan Pratte (88-91)	220	Brayden Drake (06-09)	817	Jason Hart (96-98)	183
Kevin Medrano (09-12)	217	Dant'e Brinkley (00-03)	813	Mark Garrett (79-82)	180
Dylan Becker (12-15)	216	Brooks Colvin (01-04)	806	Evan Pratte (88-91)	176
Bill Mueller (90-93)	216	Luke Voit (10-13)	776	Kevin Medrano (09-12)	170
Dant'e Brinkley (00-03)	215	Evan Pratte (88-91)	773	Matt Cepicky (97-99)	170
Hits	Singles	Doubles	Hits	Singles	Doubles
Matt Gardner (99-02)	316	Kevin Medrano (09-12)	241	Brayden Drake (06-09)	67
Kevin Medrano (09-12)	310	Bill Mueller (90-93)	222	Matt Gardner (99-02)	62
Bill Mueller (90-93)	289	Matt Gardner (99-02)	213	Chad Lakin (90-93)	59
Micah Holst (96-99)	284	Micah Holst (96-99)	200	Chris Curry (95-98)	57
Dant'e Brinkley (00-03)	279	Dant'e Brinkley (00-03)	190	Kevin Medrano (09-12)	54
Brayden Drake (06-09)	268	Evan Pratte (88-91)	190	Dant'e Brinkley (00-03)	54
Chris Curry (95-98)	266	Brooks Colvin (01-04)	188	John Hardin (96-00)	52
Jason Hart (96-98)	263	Greg Mathis (00-03)	179	Steve Hacker (93-95)	50
Greg Mathis (00-03)	262	Chris Curry (95-98)	168	Spencer Johnson (13-16)	49
Evan Pratte (88-91)	259	Brayden Drake (06-09)	167	Brian Mahaffey (85-88)	49
Triples	Home Runs	Runs Batted-In	Triples	Home Runs	Runs Batted-In
Mark Garrett (79-82)	20	Jason Hart (96-98)	63	Jason Hart (96-98)	203
Dant'e Brinkley (00-03)	19	Nick Kays (97-00)	60	Nick Kays (97-00)	192
Aaron Conway (08-11)	16	Steve Hacker (93-95)	59	Steve Hacker (93-95)	184
Evan Pratte (88-91)	15	Matt Cepicky (97-99)	51	Ryan Howard (99-01)	183
Greg Mathis (00-03)	13	Ryan Howard (99-01)	50	Matt Cepicky (97-99)	183
Micah Holst (96-99)	13	Jake Burger (15-17)	47	Matt Gardner (99-02)	182
Jeremy Isenhower (01-02)	12	Jeremy Eierman (16-18)	42	Jake Burger (15-17)	179
Bill Mueller (90-93)	12	Brian Mahaffey (85-88)	42	Brayden Drake (06-09)	176
J.D. Warner (82-83)	12	Ben Carlson (07-09)	38	Micah Holst (96-99)	175
Blakley (74-77)-Snider (76-79)	12	Chris Curry (95-98)	37	Brian Mahaffey (85-88)	175
Game-Winning RBI	Batting Average	On-Base Percentage	Game-Winning RBI	Batting Average	On-Base Percentage
Steve Hacker (93-95)	23	J.D. Warner (82-83)	426	Rick Clarkston (83-84)	493
Matt Brewer (89-91)	22	Danny Iseminger (83-84)	406	Danny Iseminger (83-84)	492
Matt Gardner (99-02)	19	Rick Clarkston (84-85)	405	Jeff Kaiser (87-88)	489
Luke Voit (10-13)	18	Jeff Kaiser (87-88)	402	Corby Fister (89-90)	483
Matt Cepicky (97-99)	18	Rick Hardesty (82-83)	384	Bill Mueller (90-93)	481
Evan Pratte (88-91)	18	Larry Doss (86-87)	380	J.D. Warner (82-83)	469
Jake Burger (15-17)	17	Matt Cepicky (97-99)	378	Dave Herbert (80-83)	467
Chris Playter (05-09)	17	Jason Hart (96-98)	377	Larry Goessling (77-78)	466
Jason Hart (96-98)	17	Larry Goessling (77-78)	377	Doug Bagby (72-73)	462
Brian Mahaffey (85-88)	17	Bill Mueller (90-93)	376	Terry Burke (79-80)	460
Extra-Base Hits	Total Bases	Slugging Average	Extra-Base Hits	Total Bases	Slugging Average
Jason Hart (96-98)	116	Jason Hart (96-98)	506	Jason Hart (96-98)	.725
Steve Hacker (93-95)	110	Matt Gardner (99-02)	496	Steve Hacker (93-95)	.708
Matt Gardner (99-02)	103	Steve Hacker (93-95)	466	Matt Cepicky (97-99)	.706
Nick Kays (97-00)	102	Nick Kays (97-00)	460	Brian Mahaffey (85-87)	.688
Brayden Drake (06-09)	101	Micah Holst (96-99)	447	Ryan Howard (99-01)	.662
Jake Burger (15-17)	100	Matt Cepicky (97-99)	444	Mark Menneisier (77-78)	.662
Chris Curry (95-98)	98	Chris Curry (95-98)	442	Larry Goessling (77-78)	.660
Matt Cepicky (97-99)	97	Jake Burger (15-17)	440	Lance Barthart (96-97)	.655
Jeremy Eierman (16-18)	95	Brayden Drake (06-09)	431	Bob Blakley (74-77)	.653
Brian Mahaffey (85-88)	95	Dant'e Brinkley (00-03)	419	Brad Kennedy (95-96)	.647
Walks	Strikeouts	Hit By Pitch	Walks	Strikeouts	Hit By Pitch
Bill Mueller (90-93)	154	Nick Kays (97-00)	207	Ben Carlson (07-09)	41
Spencer Johnson (13-16)	133	Spencer Johnson (13-16)	179	Matt Gardner (99-02)	33
Eric Chery (12-15)	129	Ryan Howard (99-01)	176	Micah Holst (96-99)	33
Dylan Becker (12-15)	124	Greg Mathis (00-03)	176	Aaron Conway (08-11)	31
Justin Paulsen (15-17)	118	Jeremy Eierman (16-18)	175	Jeremy Isenhower (01-02)	30
Travis McComack (09-13)	116	Dant'e Brinkley (00-03)	172	Tate Matheny (13-15)	29
Hunter Steinmetz (16-18)	115	Matt Gardner (99-02)	156	Brayden Drake (06-09)	28
J.J. Scerba (92-96)	104	Aaron Conway (08-11)	150	Matt Brown (17-18)	25
Nolan Keane (05-08)	102	Jeff Sauer (92-95)	145	Burger (15-17)-Kneeshaw (92-96)	24
Chris Curry (95-98)	98	Travis McComack (09-13)	142	J.J. Scerba (92-96)	24
Stolen Bases	Sacrifice Hits	Sacrifice Flies	Stolen Bases	Sacrifice Hits	Sacrifice Flies
Dant'e Brinkley (00-03)	69	Joey Hawkins (12-15)	62	Brooks Colvin (01-04)	17
Aaron Conway (08-11)	69	Kevin Medrano (09-12)	28	Greg Mathis (00-03)	16
Bill Mueller (90-93)	65	Eric Chery (12-15)	25	Justin Paulsen (15-17)	15
Mark Garrett (79-82)	54	Travis McComack (09-13)	20	Evan Pratte (88-91)	14
Micah Holst (96-99)	52	Brooks Colvin (01-04)	20	Luke Voit (10-13)	13
Mike Ruble (84-88)	52	Dan Kneeshaw (92-96)	19	Dant'e Brinkley (00-03)	13
Bobby Naron (77-80)	49	Bill Mueller (90-93)	18	Brent Bartlett (89-90)	13
Jeremy Eierman (16-18)	44	Evan Pratte (88-91)	18	Matt Gardner (99-02)	12
Jeff Sauer (92-94)	44	Aaron Conway (08-11)	17	John Knott (92)	12
Greg Mathis (00-03)	43	Mike Royle (77-80)	17		

Statistical Minimums: Batting Average, Slugging Average and On Base Percentage based on minimum of 150 at bats in career; Fielding Average based on minimum of 150 total chances; Earned Run Average based on a minimum of 75.0 IP; Winning Percentage based on a minimum of 10 victories.

Pitching

Games	Games Started	Games	Games Started
Bryan Young (14-17)	88	Brad Ziegler (00-03)	49
Scott Geitz (95-98)	87	Jordan Knutson (14-17)	46
Zach Merciez (12-15)	84	John Hardin (96-00)	46
Grant Gordon (10-13)	82	Dylan Coleman (16-18)	46
Sam Perez (13-16)	80	Aaron Meade (08-10)	41
Jake Franson (16-18)	79	Nick Petree (11-13)	41
Pat Doyle (07-10)	73	Brett Sinkbeil (04-06)	40
Chris Krawczyk (03-06)	70	Jon Harris (13-15)	39
Jordan Knutson (14-17)	68	Jeff Gray (01-04)	39
Brad Ziegler (00-03)	66	Kirby Cannon (77-80)	39
Complete Games	Innings Pitched	Complete Games	Innings Pitched
Brad Ziegler (00-03)	18	Brad Ziegler (00-03)	365.0
Ken Watkins (67-70)	18	Nick Petree (11-13)	311.2
Kirby Cannon (77-80)	16	Jordan Knutson (14-17)	281.0
Dale Bowling (85-89)	15	Jeff Gray (01-04)	279.2
Wade Palmer (73-76)	15	Tim Clubb (07-09)	278.0
Gary Wilson (64-67)	15	Dylan Coleman (16-18)	274.1
Jim Gibbs (85-87)	14	John Hardin (96-00)	266.0
Mark Lopinot (70-71)	14	Jon Harris (13-15)	259.1
Dick Jones (69-72)	14	Scott Geitz (95-98)	258.2
Wisser (85-86)-Crain (89-91)	13	Matt Hall (13-15)	244.0
Hits Allowed	Runs Allowed	Hits Allowed	Runs Allowed
Brad Ziegler (00-03)	371	John Hardin (96-00)	207
Jeff Gray (01-04)	297	Brad Ziegler (00-03)	205
Jordan Knutson (14-17)	289	Bryan Buschhorn (96-99)	184
Scott Geitz (95-98)	281	Scott Geitz (95-98)	183
Tim Clubb (07-09)	277	Jeff Gray (01-04)	175
John Hardin (96-00)	276	Pat Doyle (07-10)	157
Jarrod Mays (94-96)	266	Ben Walker (94-98)	154
Bryan Buschhorn (96-99)	259	Mike Whitley (92-95)	154
Nick Petree (11-13)	250	Jordan Knutson (14-17)	153
Pat Doyle (07-10)	243	Tim Clubb (07-09)	150
Earned Runs Allowed	Earned Run Average	Earned Runs Allowed	Earned Run Average
John Hardin (96-00)	169	Dick Jones (69-72)	1.55
Bryan Buschhorn (96-99)	154	Bryan Young (14-17)	1.69
Scott Geitz (95-98)	148	Nick Petree (11-13)	1.76
Brad Ziegler (00-03)	147	David Oatman (72-74)	1.91
Dylan Coleman (16-18)	136	Mike Hill (75-76)	2.49
Jordan Knutson (14-17)	136	John Rheinecker (00-01)	2.50
Jeff Gray (01-04)	133	Ken Watkins (67-70)	2.51
Mike Whitley (92-95)	128	Tyler Burgess (12-14)	2.65
Dustin Tignor (96-00)	122	Matt Hall (13-15)	2.66
Jarrod Mays (94-96)	121	Doug Still (17)	2.88
Walks	Strikeouts	Walks	Strikeouts
Mike Whitley (92-95)	206	Brad Ziegler (00-03)	330
John Hardin (96-00)	191	Dylan Coleman (16-18)	317
Dylan Coleman (16-18)	158	Nick Petree (11-13)	306
Dave Dickensheet (79-82)	139	Matt Hall (13-15)	275
Steve Anderson (78-81)	128	Brett Sinkbeil (04-06)	256
Scott Geitz (95-98)	125	Jordan Knutson (14-17)	247
Bryan Buschhorn (96-99)	121	Jarrod Mays (94-96)	247
Darren Garrison (86-89)	119	Ross Detwiler (05-07)	244
Kirby Cannon (77-80)	115	Jon Harris (13-15)	243
Dirk Lindauer (90-91)	113	Pierce Johnson (10-12)	227
Victories	Losses	Victories	Losses
Brad Ziegler (00-03)	32	Pat Doyle (07-10)	16
Nick Petree (11-13)	27	Dustin Tignor (96-00)	16
Kirby Cannon (77-80)	25	Gary Wilson (64-67)	16
Dylan Coleman (16-18)	24	Grant Gordon (10-13)	14
Gray (01-04)-Dickensheet (79-82)	23	Brett Sinkbeil (04-06)	14
Knutson (14-17)-Clubb (07-09)	21	Brad Ziegler (00-03)	13
Geitz (95-98)-Watkins (67-70)	21	John Hardin (96-00)	14
Sam Perez (13-16)	20	Pierce Johnson (10-12)	13
Garrison (86-89)-Mays (94-96)	20	Jeff Gray (01-04)	13
Palmer (73-76)-Anderson (78-81)	20	Whitley (92-95)-Mays (94-96)	13
Winning Percentage	Shutouts	Winning Percentage	Shutouts
Sam Perez (13-16)	.909	Ken Watkins (67-70)	5
Greg Reed (87-88)	.909	Brett Sinkbeil (04-06)	3
Darren Garrison (86-88)	.870	Brad Ziegler (00-03)	3
Mike Hill (75-76)	.846	Paul Marsala (03-04)	3
Kyle Watkins (67-70)	.840	Craig Sands (90-91)	3
Nick Crain (89-90)	.813	John Rheinecker (00-01)	3
Greg Reed (87-88)	.794	Brad Ziegler (00-03)	3
Cody Schumacher (12-14)	.789	Dave Dickensheet (79-82)	3
Kirby Cannon (77-80)	.781	Dunn (77-79)-Palmer (73-76)	3
Scott Geitz (95-98)	.778	Hill (75-76)-Lopinot (70-71)	3
Anderson (78-81)-Prince (82-85)	.769	Jones (69-72)-Wilson (64-67)	3

Fielding

Putouts	Assists	Putouts	Assists
Justin Paulsen (15-17)	1588	Chris Curry (95-98)	656
Jason Hart (96-98)	1515	Evan Pratte (88-91)	580
Luke Voit (10-13)	1453	Travis McComack (09-13)	576
Ryan Howard (99-01)	1409	Kevin Medrano (09-12)	568
Tim Rafferty (02-06)	1275	Joey Hawkins (12-15)	521
Ron Snider (76-79)	1167	Bill Mueller (90-93)	517
J.J. Scerba (92-96)	1006	Evan Pratte (88-91)	479
Steve Hacker (93-95)	1001	Eric Chery (12-15)	473
Tony Piazza (02-03)	979	Steve Hacker (95-98)	472
Ben Margalski (00-01)	847	Jeremy Eierman (16-pr.)	469
Errors	Total Chances	Errors	Total Chances
Brooks Colvin (01-04)	73	Justin Paulsen (15-17)	1703
Matt Gardner (99-02)	67	Jason Hart (96-98)	1645
Brayden Drake (06-09)	65	Luke Voit (10-13)	1637
Chris Curry (95-98)	56	Ryan Howard (99-01)	1546
Mike Royle (77-80)	55	Tim Rafferty (02-06)	1367
Bill Mueller (90-93)	54	Ron Snider (76-79)	1253
Evan Pratte (88-91)	54	Chris Curry (95-98)	1187
Bill Bunton (80-83)	51	J.J. Scerba (92-96)	1155
Thomas (78-81)-McComack (09-13)	50	Tony Piazza (02-03)	1100
		Steve Hacker (93-95)	1074
Double Plays	Fielding Average	Double Plays	Fielding Average
Ryan Howard (99-01)	151	Steve Seal (69-70)	.992
Jason Hart (96-98)	147	Ben Whetstone (17-pr.)	.992
Chris Curry (95-98)	141	Tate Matheny (13-15)	.991
Justin Paulsen (15-17)	122	Kyle Paul (07-08)	.991
Evan Pratte (88-91)	121	Doug Bagby (72-73)	.991
Kevin Medrano (09-12)	113	Piazza (02-03)-Reinsch (82-83)	.990
Travis McComack (09-13)	111	Landan Ruff (15-18)	.990
Matt Gardner (99-02)	107	Hacker (93-95)-Goessling (77-78)	.989
Tim Rafferty (02-06)	105	Fultz (14-16)-Castro (15-16)	.988
R			

MISSOURI STATE BASEBALL

Game 47 | MISSOURI STATE BEARS vs. WICHITA STATE SHOCKERS | May 7 | 6:32 p.m. (CDT) | Springfield, Mo. | Hammons Field (8,000) | KBFL 1060 AM/96.9 FM | ESPN+

THE LAST TIME...

A Missouri State Hitter Had...

Eight at-bats in a game	Adam Pummill vs. UNC Greensboro, 2/25/06
Three at-bats in an inning	Ryan Howard, Nick Kays (both 3-for-3) vs. Evangel, 4/21/99
Four hits in a game	Jack Duffy vs. New Orleans, 4/20/19
Five+ hits in a game	(5) Jeremy Eierman at Arkansas, 5/17/16
Five+ runs in a game	(5) Jake Burger vs. Western Illinois, 3/16/16
Four runs in a game	Ben Whetstone at Murray State, 4/3/19
Three+ doubles in a game	(3) Justin Paulsen at Evansville, 4/29/17
Two+ triples in a game	(2) John Privitera vs. Missouri, 4/16/19
A pinch hit home run	Anthony Herron at Murray State, 4/3/19
An inside the park home run	Hunter Steinmetz vs. Western Illinois, 3/16/16
A pinch hit grand slam	Javier Ramos vs. Central Arkansas, 2/27/19
Hit for the cycle	Matt Cepicky at Indiana State, 3/29/98
A hit from each side of the plate	Drew Millas at Southeast Missouri, 4/2/19
A 10-15-game hit streak	(13) Ben Whetstone, 4/2/19 to 4/20/19
A 16-19-game hit streak	(19) Hunter Steinmetz, 3/5/16 to 4/2/16
A 20-24-game hit streak	(20) Aaron Meyer, 3/5/16 to 4/5/16
A 25-29-game hit streak	(29) Kevin Medrano, 3/23/10 to 5/14/10
A 30-game hit streak	(30) Brayden Drake, 4/27/08 to 3/29/09
10+ RBIs in a game	(11) John Knott vs. UNI, 5/2/92
Nine RBIs in a game	Spencer Johnson vs. Kansas, 4/6/16
Eight RBIs in a game	Brian Fuess vs. Bradley, 3/27/99
Seven RBIs in a game	Jeremy Eierman vs. CSUN, 3/25/18
Six RBIs in a game	Blake Graham vs. Wichita State, 4/23/17
Five RBIs in a game	Joey Polak at Southern Illinois, 4/5/19
10+ total bases	(12) Joey Polak at Southern Illinois, 4/5/19
Reached safely six times	Joey Hawkins vs. Indiana State, 3/31/13
Hits in five-straight at-bats	(5) John Privitera, 2/15/19 to 2/16/19
Five walks in a game	Lance Burkhart vs. Nevada, 2/14/97
Four walks in a game	Jack Duffy at Murray State, 4/3/19
Four strikeouts in a game	Anthony Herron vs. Bradley, 4/26/19
Five strikeouts in a game	Tyler Ryun at UT Arlington, 2/26/10
Stole home	Jack Duffy vs. Bradley, 4/27/19
Three stolen bases	Logan Geha at Southern Illinois, 4/5/19
Two home runs in a game	Dakota Kotowski at Southern Illinois, 4/5/19
Three home runs in a game	Joey Polak at Southern Illinois, 4/5/19
Home runs in consecutive at-bats	Joey Polak at Southern Illinois, 4/5/19
Homered in three-straight games	Jeremy Eierman, 3/3/17 to 3/5/17
Homered in five-straight games	Brayden Drake, 5/5/09 to 5/14/09
Two hits in an inning	Ben Whetstone vs. Southern Illinois (4th), 5/12/18
Hit by three pitches in a game	Ben Whetstone at Murray State, 4/3/19
Hit by two pitches in a game	Matt Brown at Kansas, 3/27/18
Led off the game with a home run	Hunter Steinmetz at TCU, 6/11/17
A walk-off home run	Jeremy Eierman vs. Oklahoma State, 6/2/17
A walk-off grand slam	Dylan Becker vs. Bradley, 4/20/13
A grand slam by a freshman	Javier Ramos vs. Central Arkansas, 2/27/19
Consecutive multi-HR games	Ryan Howard, 2/23/00 and 2/27/00

A Missouri State Pitcher Had...

Pitched over 9 innings	(9.1) Clay Murphy vs. DBU, 5/20/14
A complete game (9)	Logan Wiley vs. New Orleans, 4/19/19
A complete game (7)	Dylan Coleman vs. Evansville, 5/23/18
A complete game as a freshman	Forrest Barnes at Southeast Missouri, 4/2/19
Consecutive complete games (9)	Pierce Johnson, 3/15/12 and 3/23/12
Three-straight complete games	Paul Marsala (4), 3/27/04 to 4/17/04
Pitched 5.0-6.2 innings of relief	(5.2) Davis Schwab at Southern Illinois, 4/6/19
Pitched 7.0-8.2 innings of relief	(7.1) Sam Perez at Indiana State, 5/27/16
Pitched 9+ innings of relief	(10.0) J.C. Casey at Creighton, 5/27/11
A shutout (9)	Doug Still at New Mexico, 4/15/17
A shutout (7)	Dylan Coleman vs. Evansville, 5/23/18
A combined shutout (9)...	Davis Schwab (5.0), Hayden Juenger (3.0) and Connor Sechler (1.0) vs. DBU, 5/4/19
A shutout as a freshman	Tim Clubb at Arkansas State, 3/20/07
Three+ hit batsmen in a game	(3) Logan Thomazin at Arkansas State, 3/10/19
Two+ pickoffs in a game	(2) Tyler McAlister vs. Texas Southern, 2/18/18
10+ strikeouts in a game	(11) Jake Lochner at Southern Illinois, 4/5/19
15+ strikeouts in a game	(15) Matt Hall vs. Wichita State, 5/2/15
Six+ walks in a game	(6) Davis Schwab at Illinois State, 4/13/19
A 15-19 inning scoreless streak	(16.1) Jake Fromson, 2/17/17 to 3/10/17
A 20+ inning scoreless streak	(22.2) Sam Perez, 5/17/16 to 5/28/16
Retired 15+ consecutive batters	(15) Austin Knight vs. Missouri, 4/25/17
Retired 20+ consecutive batters	(20) Forrest Barnes at Southeast Missouri, 4/2/19
A two-hitter	Jordan Knutson (8.0) and Jake Fromson (1.0) vs. DBU, 4/7/17
A one-hitter	Ty Buckner at Bradley, 4/29/18

A combined one-hitter... Davis Schwab (5.0), Hayden Juenger (3.0) and Connor Sechler (1.0) vs. DBU, 5/4/19
A no-hitter... Mike Whitley (7) vs. Southeast Missouri, 5/4/94
A combined no-hitter... Scott Buchheit, Darrell Maus, Matt Brewer, Terry Menown vs. Lincoln, 3/14/89

Missouri State...

Scored 30+ runs	(30) vs. Evangel, 4/21/99
Scored 25-29 runs	(25) vs. Southwest Baptist, 4/4/00
Scored 20-24 runs	(21) at Indiana State, 5/4/08
Scored 15-19 runs	(15) vs. Central Arkansas, 2/27/19
Scored 10+ runs in an inning	(10) 5th vs. Bradley, 4/1/17
Scored 9 runs in an inning	4th at Arkansas State, 4/15/09
Scored 8 runs in an inning	2nd at Oral Roberts, 3/13/19
Scored 7 runs in an inning	2nd vs. New Orleans, 4/20/19
Had 30+ hits	(32) vs. Evangel, 4/21/99
Had 25-29 hits	(26) vs. Indiana State, 5/14/98
Had 20-24 hits	(22) vs. Bradley, 5/24/12
Had six+ doubles	(6) at Evansville, 4/10/10
Had four+ triples	(4) vs. Illinois State, 5/20/16
Stole six+ bases	(6) vs. Indiana State, 5/12/17
Stole four bases in an inning	4th vs. Evansville, 4/8/18
Was hit by six+ pitches	(7) vs. DBU, 2/25/11
Drew three consecutive HBP	vs. DBU, 2/25/11
Had four+ sacrifice bunts	(5) at Southern Illinois, 5/10/15
Did not strike out	at Kansas State, 3/14/15
Hit into a triple play	vs. Indiana State, 5/15/09
Hit seven+ home runs	(7) vs. Middle Tennessee, 3/15/02
Hit six home runs	vs. Oral Roberts, 4/4/10
Hit five home runs	at Southern Illinois, 4/5/19
Hit four home runs	at Murray State, 4/3/19
Hit two grand slams in a game	vs. Arkansas State, 3/22/16
Walked 10+ times	(12) at Murray State, 4/3/19
Was shut out	vs. Indiana State, 3/31/19
Was shut out at home	vs. Indiana State, 3/31/19
Was shut out in consecutive games	at Texas State (0-10), 2/17/19; vs. Cal State Fullerton (0-7), 2/22/19
Shut out back-to-back opponents	at Arkansas State, 3/1/17; vs. Central Arkansas, 3/3/17
Struck out 10+ batters	(11) vs. DBU, 5/4/19
Struck out 10+ times	(10) vs. DBU, 5/2/19
Was held to two or fewer hits	(2) at Arkansas State, 3/8/19
Hit back-to-back home runs	Dakota Kotowski, Joey Polak (twice) at Southern Illinois, 4/5/19
Hit three-straight home runs	Dan Firlit, Ryan Howard, Mike Collier vs. Arkansas Tech, 2/23/00
Turned four+ double plays	(4) vs. New Orleans, 4/18/19
Committed six+ errors	(7) at UCSB, 3/24/19
Swept a doubleheader	vs. DBU, 5/4/19
Lost both games of a doubleheader	at Illinois State, 4/13/19

A Missouri State Opponent...

Scored 25+ runs	(25) Rice, 5/25/97
Scored 20-24 runs	(20) New Orleans, 4/20/19
Scored 15-19 runs	(16) Arkansas State, 3/10/19
Threw a complete-game one-hitter	Chris Razo, Illinois State, 4/5/13
Threw a complete-game no-hitter	Vince Serafini, Evansville, 5/13/00
Hit three home runs	Dylan Brown, Oklahoma State, 3/11/08
Hit two home runs	Trevor Boone, Oklahoma State, 3/12/19
Hit back-to-back home runs	Thomas Rowan and Armani Smith, UCSB, 3/22/19
Hit a leadoff home run	Matt Hoeg, Iowa, 3/14/18
Hit a walk-off home run	Steffan Guest, UT Arlington, 2/27/10
Hit a grand slam	Clayton Peterson, Missouri, 4/16/19
Had four hits in a game	Connor O'Brien, Bradley, 4/26/19
Had five+ hits in a game	(5) Jared Mang, New Mexico, 4/13/17
Had five RBIs	Trevor Boone, Oklahoma State, 3/12/19
Had six+ RBIs	(6) Andy Shadid, Bradley, 4/27/19
Had four+ stolen bases in a game	(4) Michael Faulkner, Arkansas State, 4/4/12
Scored 10+ runs in an inning	(12) New Orleans (5th), 4/20/19
Scored nine runs in an inning	Georgia Tech (4th), 2/20/10
Scored eight runs in an inning	Northern Illinois (9th), 2/21/14
Scored seven runs in an inning	Arkansas State (7th), 3/10/19
Had 25-29 hits	(25) Rice, 5/25/97
Had 20-24 hits	(23) Nebraska, 2/20/11
Threw a complete game	(7.0) Tyler Whitbread, Indiana State, 3/31/19
Struck out 10+ batters	(12) Brent Headrick, Illinois State, 4/12/19

MISSOURI STATE BASEBALL

Game 47 | MISSOURI STATE BEARS vs. WICHITA STATE SHOCKERS | May 7 | 6:32 p.m. (CDT) | Springfield, Mo. | Hammons Field (8,000) | KBFL 1060 AM/96.9 FM | ESPN+



KEITH GUTTIN Head Coach

37th Season
Alma mater: UMSL (1978)

One of the most successful baseball coaches in Missouri Valley Conference history, **Keith Guttin** began his MSU head coaching career in 1983, and has spent the past 36 seasons building the Bears into one of the top programs in the country. Under Guttin, the Bears have won 61 percent of their games, averaging 35 victories a year and racking up 12 different 40-win seasons.

Guttin, who entered the 2019 season fifth among active Division I head coaches in career victories, has been a part of the MSU baseball program as a player, assistant coach and head coach for 42 of the program's 56 years. He took the helm of Bears baseball at the start of the 1983 season, coinciding with the move of Missouri State athletics to Division I status. He inherited the reins of the program from its only previous head baseball coach, former Missouri State Director of Athletics Bill Rowe. Guttin ultimately helped stretch MSU's string of consecutive winning seasons to 32 in a row, easily the longest of any Missouri State athletics team. His 1,274 career wins are the most recorded by any head coach in the 111-year history of Missouri State athletics, and the Bears have finished in the top half of the conference race in all but four of his 36 seasons.

During Guttin's tenure, 125 Bears have signed professional contracts, including six first-round draft picks and 18 players who have advanced to the Major Leagues. Additionally, MSU has won 20 combined conference regular-season and tournament championships and made 11 NCAA Division I Tournament appearances, including 10 in the last 23 years.

In 2003, Guttin led the Bears to the NCAA Division I College World Series for the first time in school history, marking the only trip to Omaha by a Division I team from the state of Missouri since 1965. He has been a conference coach of the year 11 times and was selected as the American Baseball Coaches Association Division I Midwest Region Coach of the Year in both 1997 and 2003.

Guttin's pupils have produced results off the diamond as well. Missouri State baseball players have been recognized on the Valley's all-academic team 65 times since the inception of the honor in 1992. Additionally, seven Bears have garnered academic All-America honors on 12 different occasions under Guttin, including three-time selection Brian Mahaffey.

Missouri State is coming off both its third NCAA Regional appearance and MVC regular-season title in the last four seasons. In 2017, the Bears won their first 18 Valley games en route to the title, then captured their third overall NCAA Regional crown by knocking off Arkansas in the deciding game of the Fayetteville Regional. MSU saw its storybook season come to an end at the Fort Worth Super Regional, as TCU secured a fourth straight trip to Omaha with a two-game sweep of Guttin's Bears. Consensus All-America picks Jake Burger and Jeremy Eierman led a potent Bears lineup that paved the way to a 43-20 campaign, while Valley pitcher of the year Jake Fromson led a star-studded pitching staff and garnered All-America recognition of his own.

The 2015 season will go down as one of the more memorable campaigns for Guttin, who was inducted into both the Missouri Sports Hall of Fame and Springfield Area Sports Hall of Fame during the year. He also surpassed the 1,100 career victory mark early in MSU's record-setting season en route to earning his fifth MVC Coach of the Year nod. Under Guttin's guidance, the 2015 Bears set a program record with 49 victories and were ranked as high as No. 6 (*Baseball America*) in the nation while capturing the Valley's regular-season and postseason tournament titles. MSU went on to earn its ninth NCAA Division I postseason berth, sweeping the Springfield Regional at Hammons Field to advance to its second Super Regional appearance, where the Bears came up just one win shy of punching their ticket to the College World Series.

In 2001, Guttin led the Bears to their first-ever MVC regular-season championship and, in the process, dethroned perennial league powerhouse Wichita State. The Shockers had previously won outright or shared the Valley regular season crown in the previous 14 years, but the Bears posted a 22-10 record in 2001 and beat WSU by one game in the final league standings.

While the accomplishments of Guttin's teams on the field speak volumes about the success of his program, another dream came true in April 2004 when the Bears opened a sparkling 8,000-seat stadium just four blocks north of the Missouri State campus. The Bears finished the year ninth among NCAA Division I teams in attendance, playing only a portion of their home schedule at Hammons Field.

It was merely a coincidence that the crown jewel of the Missouri State baseball program came one year after the Bears exploded onto the national college baseball radar in the College World Series. But both events show the growth of college baseball in the Ozarks and the amount of community and administrative support the program had received in the last several years. With the continued support of the MSU community, Guttin has led the Bears' efforts in numerous charitable endeavors, including the program's annual Price Cutter Celebrity Golf Classic, proceeds from which have been committed to Champion Athletes of the Ozarks in each of the last 20 years. MSU's popular First Pitch and Reunion Night has also been a positive force for both the Bears and a variety of local charitable organizations. The preseason kickoff event has benefited entities such as the Miracle League Ball Field, Care to Learn, Boys and Girls Clubs and the Wounded Warrior Project.

The Bears have finished lower than third in the league standings just nine times since Guttin took over. Guttin directed Missouri State to six straight league titles in Mid-Continent play from 1984 through 1989. He has given MSU its first four Valley postseason tournament championships in 1996, 1997, 2015 and 2018. He was voted the MVC Coach of the Year in 1993, 2001, 2003, 2008, 2015, 2017 and 2018 and was selected the American Baseball Coaches Association Division I Midwest Region Coach of the Year in 1997 and 2003.

Guttin had two notable seasons as the Missouri State second baseman, coming from Mineral Area College. He earned MIAA all-conference honorable mention in 1977 as the Bears made their first NCAA Division II tournament appearance in seven years.

A University City native, Guttin finished his undergraduate degree at the University of Missouri-St. Louis in 1978, and earned his master's degree in 1984 at Truman State. He and his wife, Marianne, have three daughters; Lauren, Lindsey and Samantha.

GUTTIN'S COACHING RECORD

Year	Team	W-L	Pct.	Conf.	Pct.
1983	Missouri State	32-11	.744	---	---
1984	Missouri State	35-22	.614	---	---
1985	Missouri State	24-16	.600	5-3	.625
1986	Missouri State	47-14	.770	11-1	.917
1987	Missouri State	38-14	.731	7-3	.700
1988	Missouri State	41-17	.707	12-0	1.000
1989	Missouri State	41-10	.804	8-2	.800
1990	Missouri State	42-15	.737	11-0	1.000
1991	Missouri State	40-22	.645	14-10	.583
1992	Missouri State	31-23	.574	10-11	.476
1993	Missouri State	32-23	.582	14-6	.700
1994	Missouri State	31-23	.574	13-7	.650
1995	Missouri State	37-21	.638	18-13	.581
1996	Missouri State	32-25	.561	18-11	.621
1997	Missouri State	35-25	.583	16-10	.625
1998	Missouri State	32-21	.604	19-13	.594
1999	Missouri State	38-19	.667	18-11	.621
2000	Missouri State	24-33	.421	15-17	.468
2001	Missouri State	36-22	.621	22-10	.688
2002	Missouri State	43-21	.672	19-13	.594
2003	Missouri State	40-26	.606	19-11	.633
2004	Missouri State	31-28	.525	19-12	.613
2005	Missouri State	26-29	.473	10-14	.417
2006	Missouri State	33-22	.600	15-8	.652
2007	Missouri State	23-34	.404	7-17	.292
2008	Missouri State	40-17	.702	18-6	.750
2009	Missouri State	34-20	.630	17-5	.773
2010	Missouri State	21-34	.382	6-15	.286
2011	Missouri State	33-23	.589	11-9	.550
2012	Missouri State	40-22	.645	13-7	.650
2013	Missouri State	31-23	.574	12-9	.571
2014	Missouri State	26-31	.456	9-12	.429
2015	Missouri State	49-12	.803	18-3	.857
2016	Missouri State	38-21	.644	7-13	.650
2017	Missouri State	43-20	.683	18-1	.947
2018	Missouri State	40-17	.702	18-3	.857
2019	Missouri State	15-31	.326	6-9	.400
Totals		1,274-807	.612	473-381	.554

GUTTIN'S MILESTONE VICTORIES

WinDate.....Result (Site)

1.....	3/5/83.....	MSU 8, Indiana State 2 (Meador Park)
100.....	3/11/86.....	MSU 7, Jacksonville 5 (Jacksonville, Fla.)
200.....	4/16/88.....	MSU 4, Eastern Illinois 2 (Charleston, Ill.)
300.....	5/13/90.....	MSU 9, Eastern Illinois 2 (Chicago, Ill.)
*395.....	5/1/93.....	MSU 9, UNI 2 (Meador Park)
400.....	5/9/93.....	MSU 7, Wichita State 6 (Meador Park)
500.....	5/17/96.....	MSU 8, Wichita State 7 (Wichita, Kan.)
600.....	4/24/99.....	MSU 13, UNI 7 (Meador Park)
700.....	5/4/02.....	MSU 5, Wichita State 1 (Wichita, Kan.)
800.....	5/11/05.....	MSU 15, Kansas 6 (Hammons Field)
900.....	5/11/08.....	MSU 7, Middle Tennessee 6 (Hammons Field)
1,000.....	3/3/12.....	MSU 3, Northwestern State 2 (Natchitoches, La.)
1,100.....	3/17/15.....	MSU 10, Little Rock 3 (Hammons Field)
1,200.....	4/18/17.....	MSU 5, Missouri 3 (Columbia, Mo.)
1,250.....	5/11/18.....	MSU 5, Southern Illinois 3 (Hammons Field)

*Surpassed Bill Rowe for the all-time MSU record for coaching victories

GUTTIN'S CAREER HIGHLIGHTS

Ten regular-season conference titles
(1986, 1988, 1989, 1990, 2001, 2003, 2009, 2015, 2017, 2018)

Ten conference tournament championships
(1984, 1985, 1986, 1987, 1988, 1989, 1996, 1997, 2015, 2018)

Eleven NCAA Regional berths
(1987, 1995, 1996, 1997, 1999, 2002, 2003, 2012, 2015, 2017, 2018)

Three NCAA Super Regional berths
(2003, 2015, 2017)

2003 College World Series berth

Mentored 29 All-Americans as head coach

Coached 120 professional signees, including 18 Major Leaguers
-Ryan Howard - 2005 NL Rookie of the Year and 2006 NL MVP
-Bill Mueller - 2003 AL Batting Champion

Coached 92 first-team all-conference selections, eight league players of the year and seven league pitchers of the year

Six-time Mid-Continent Conference Coach of the Year
(1984-89)

Seven-time Missouri Valley Conference Coach of the Year
(1993, 2001, 2003, 2008, 2015, 2017, 2018)

MISSOURI STATE BASEBALL

Game 47 | MISSOURI STATE BEARS vs. WICHITA STATE SHOCKERS | May 7 | 6:32 p.m. (CDT) | Springfield, Mo. | Hammons Field (8,000) | KBFL 1060 AM/96.9 FM | ESPN+

ALPHABETICAL ROSTER

No.	Player	Yr.	Pos.	B-T	Ht.	Wt.	Hometown (Previous School)
31	Forrest Barnes	Fr.	RHP	R-R	6-0	190	Ozark, Mo. (Ozark HS)
41	Michael Briggs	Jr.	C	R-R	6-2	225	Lee's Summit, Mo. (Archbishop O'Hara HS)
36	Ty Buckner	So.	RHP	R-R	6-1	190	St. Louis, Mo. (Ladue Horton Watkins HS)
29	Peyton Carson	Fr.	LHP	L-L	6-4	195	Topeka, Kan. (Shawnee Heights HS)
7	Collin Clayton	Jr.	OF	R-R	6-1	175	Edwardsville, Ill. (Edwardsville HS/John A. Logan College)
43	Ben Cruikshank	Fr.	LHP	L-L	6-4	165	Belleville, Ill. (Belleville East HS)
23	Jack Duffy	Jr.	OF	L-R	5-10	190	Kansas City, Mo. (Staley HS)
26	Sam Faith	So.	IF	B-R	6-3	205	St. Charles, Ill. (St. Charles North HS)
17	Jordan Fitzpatrick	So.	OF/IF	L-R	6-0	190	Rogersville, Mo. (Logan-Rogersville HS)
4	Logan Geha	Jr.	C	R-R	5-11	190	Lee's Summit, Mo. (Lee's Summit West HS)
40	Zach Gibbs	So.	RHP	R-R	6-1	190	Wentzville, Mo. (Holt HS)
12	Anthony Herron, Jr.	Fr.	IF/OF	R-R	6-2	240	Chicago, Ill. (Mount Carmel HS)
8	Mason Hull	Fr.	IF	R-R	6-0	190	Effingham, Ill. (Effingham HS)
11	Hayden Juenger	Fr.	RHP	R-R	6-0	175	O'Fallon, Ill. (O'Fallon Township HS)
16	Dakota Kotowski	Fr.	OF/1B	R-R	6-5	225	Channahon, Ill. (Providence Catholic HS)
21	Jake Lochner	Sr.	LHP	L-L	6-0	200	Sullivan, Mo. (Sullivan HS)
19	Tyler McAlister	Jr.	RHP	R-R	6-5	195	Waterloo, Ill. (Waterloo HS)
24	Drew Millas	Jr.	C	B-R	6-2	205	Swansea, Ill. (Belleville East HS)
50	Alex Moore	So.	RHP	R-R	6-8	240	Mountain Grove, Mo. (Mountain Grove HS)
25	Joey Polak	So.	IF	R-R	6-3	220	Quincy, Ill. (Quincy Notre Dame HS/Jefferson College)
32	John Privitera	Jr.	IF	L-R	5-8	170	Lee's Summit, Mo. (Lee's Summit West HS)
34	Javier Ramos	Fr.	RHP/IF	R-R	6-6	205	Vian, Okla. (Vian HS)
33	Matt Russell	So.	RHP	R-R	6-2	210	Kansas City, Mo. (Staley HS)
10	Nick Schmidt	Fr.	RHP	R-R	6-4	205	Wentzville, Mo. (Holt HS)
13	Davis Schwab	Sr.	LHP	L-L	6-4	230	Overland Park, Kan. (Blue Valley West HS/Johnson County CC)
14	Connor Sechler	So.	RHP	R-R	6-3	195	Bolivar, Mo. (Bolivar HS)
18	Logan Thomazin	Fr.	RHP	R-R	6-2	200	Walnut Grove, Mo. (Walnut Grove HS)
45	Ben Whetstone	Jr.	IF	L-R	6-6	245	Overland Park, Kan. (Rockhurst HS)
35	Logan Wiley	Jr.	RHP	R-R	6-0	190	Springfield, Mo. (Kickapoo HS/Kansas State University)
27	Nate Witherspoon	Jr.	LHP	L-L	6-4	210	Eureka, Mo. (Eureka HS)
5	Tommy Woods	Fr.	OF/IF	R-R	6-4	235	Florissant, Mo. (McCluer North HS)
1	Brooks Zimmerman	Sr.	OF	R-R	6-2	210	Stillwater, Okla. (Stillwater HS/Cowley Co. CC)

Head Coach: (2) Keith Guttin

Assistant Coaches: (28) Paul Evans, (3) Matt Lawson

Volunteer Assistant Coach: (44) Corey Hassel

Director of Player Development: Joe Lincoln

Graduate Managers: Matt Fultz, Aaron Meyer, Nick Petree

Student Manager: Brady Theisen

Athletic Trainer: Jim Penkalski

ROSTER BREAKDOWN

Seniors (3): Jake Lochner, Davis Schwab, Brooks Zimmerman.

Juniors (10): Michael Briggs, Collin Clayton, Jack Duffy, Logan Geha, Tyler McAlister, Drew Millas, John Privitera, Ben Whetstone, Logan Wiley, Nate Witherspoon.

Sophomores (8): Ty Buckner, Sam Faith, Jordan Fitzpatrick, Zach Gibbs, Alex Moore, Joey Polak, Matt Russell, Connor Sechler.

Freshmen (11): Forrest Barnes, Peyton Carson, Ben Cruikshank, Anthony Herron, Jr., Mason Hull, Hayden Juenger, Dakota Kotowski, Javier Ramos, Nick Schmidt, Logan Thomazin, Tommy Woods.

Infielders (8): Sam Faith, Jordan Fitzpatrick, Anthony Herron, Jr., Mason Hull, Joey Polak, John Privitera, Javier Ramos, Ben Whetstone.

Outfielders (5): Collin Clayton, Jack Duffy, Dakota Kotowski, Tommy Woods, Brooks Zimmerman.

Catchers (3): Michael Briggs, Logan Geha, Drew Millas.

Pitchers (17): Forrest Barnes, Ty Buckner, Peyton Carson, Ben Cruikshank, Zach Gibbs, Hayden Juenger, Jake Lochner, Tyler McAlister, Alex Moore, Javier Ramos, Matt Russell, Nick Schmidt, Davis Schwab, Connor Sechler, Logan Thomazin, Logan Wiley, Nate Witherspoon.

NUMERICAL ROSTER

No.	Player	Pos.
1	Brooks Zimmerman	OF
4	Logan Geha	C
5	Tommy Woods	OF/IF
7	Collin Clayton	OF
8	Mason Hull	IF
10	Nick Schmidt	RHP
11	Hayden Juenger	RHP
12	Anthony Herron, Jr.	IF/OF
13	Davis Schwab	LHP
14	Connor Sechler	RHP
16	Dakota Kotowski	OF/1B
17	Jordan Fitzpatrick	OF/IF
18	Logan Thomazin	RHP
19	Tyler McAlister	RHP
21	Jake Lochner	LHP
23	Jack Duffy	OF
24	Drew Millas	C
25	Joey Polak	IF
26	Sam Faith	IF
27	Nate Witherspoon	LHP
29	Peyton Carson	LHP
31	Forrest Barnes	RHP
32	John Privitera	IF
33	Matt Russell	RHP
34	Javier Ramos	RHP/IF
35	Logan Wiley	RHP
36	Ty Buckner	RHP
40	Zach Gibbs	RHP
41	Michael Briggs	C
43	Ben Cruikshank	LHP
45	Ben Whetstone	IF
50	Alex Moore	RHP

Head Coach

2.....Keith Guttin

Assistant Coaches

3.....Matt Lawson

28.....Paul Evans

Volunteer Assistant Coach

44.....Corey Hassel

Director of Player Development

Joe Lincoln

Graduate Assistants

Matt Fultz

Aaron Meyer

Nick Petree

Student Manager

Brady Theisen

Athletic Trainer

Jim Penkalski

PRONUNCIATION GUIDE


Ben Cruikshank CROOK • shank
 Logan Geha GEE (hard 'G') • uh
 Keith Guttin rhymes with 'button'
 Anthony Herron, Jr. HAIR • un
 Hayden Juenger YING • ur
 Dakota Kotowski kuh • TOW (like 'ouch') • ski
 Jake Lochner LOCK • nur
 Drew Millas MILL • us
 Joey Polak like 'Pollock'
 John Privitera (like a New Orleans Privateer) • uh
 Javier Ramos RAH • mos
 Connor Sechler SECK • lur
 Logan Thomazin TOM • uh • zen
 Ben Whetstone WET • stone



MISSOURI STATE BASEBALL

Game 47 | MISSOURI STATE BEARS vs. WICHITA STATE SHOCKERS | May 7 | 6:32 p.m. (CDT) | Springfield, Mo. | Hammons Field (8,000) | KBFL 1060 AM/96.9 FM | ESPN+

TV/RADIO ROSTER



1 Brooks Zimmerman
OF/IF - Sr. - R/R
Stillwater, Okla.



4 Logan Gaha
C - So. - R/R
Lee's Summit, Mo.



5 Tommy Woods
OF/IF - Fr. - R/R
Florissant, Mo.



7 Collin Clayton
OF - Jr. - R/R
Edwardsville, Ill.



8 Mason Hull
IF - Fr. - R/R
Effingham, Ill.



10 Nick Schmidt
RHP - Fr. - R/R
Wentzville, Mo.



11 Hayden Juenger
RHP - Fr. - R/R
O'Fallon, Ill.



12 Anthony Herron
IF/OF - Fr. - R/R
Chicago, Ill.




13 Davis Schwab
LHP - Sr. - L/L
Overland Park, Kan.




14 Connor Sechler
RHP - So. - R/R
Bolivar, Mo.



16 Dakota Kotowski
1B/OF - Fr. - R/R
Channahon, Ill.



17 Jordan Fitzpatrick
IF/OF - So. - L/R
Rogersville, Mo.



18 Logan Thomazin
RHP - Fr. - R/R
Walnut Grove, Mo.



19 Tyler McAllister
RHP - Jr. - R/R
Waterloo, Ill.



21 Jake Lochner
LHP - Sr. - L/L
Sullivan, Mo.




23 Jack Duffy
OF - Jr. - L/R
Kansas City, Mo.



24 Drew Millas
C - Jr. - B/R
Swansea, Ill.



25 Joey Polak
IF - So. - R/R
Quincy, Ill.



26 Sam Faith
IF - So. - B/R
St. Charles, Ill.



27 Nate Witherspoon
LHP - Jr. - L/L
Eureka, Mo.



29 Peyton Carson
LHP - Fr. - L/L
Topeka, Kan.




31 Forrest Barnes
RHP - Fr. - R/R
Ozark, Mo.



32 John Privitera
IF - Jr. - L/R
Lee's Summit, Mo.



33 Matt Russell
RHP - So. - R/R
Kansas City, Mo.



34 Javier Ramos
RHP/IF - Fr. - R/R
Vian, Okla.



35 Logan Wiley
RHP - Jr. - R/R
Springfield, Mo.



36 Ty Buckner
RHP - So. - R/R
St. Louis, Mo.




40 Zach Gibbs
RHP - So. - R/R
Wentzville, Mo.



41 Michael Briggs
C - Jr. - R/R
Lee's Summit, Mo.



43 Ben Cruikshank
LHP - Fr. - L/L
Fairview Heights, Ill.



45 Ben Whetstone
IF - Jr. - L/R
Overland Park, Kan.



50 Alex Moore
RHP - So. - R/R
Mountain Grove, Mo.




2 Keith Guttin
Head Coach



3 Matt Lawson
Assistant Coach



28 Paul Evans
Assistant Coach



44 Corey Hassel
Volunteer
Assistant Coach