

MISSOURI STATE

2003 NCAA College World Series • 11 NCAA Regional Appearances • 41 All-Americans • 20 Major Leaguers

Eric Doennig, MSU Athletics Communications (Primary Contact) | O: (417) 836-4586 | C: (417) 827-5327 | EricDoennig@MissouriState.edu | MissouriStateBears.com | @MSUBearBaseball | MissouriStBears

2019 SCHEDULE

February (3-5)

15	vs. Nevada ⁵	L, 4-16
16	vs. Utah ⁵	W, 6-2
17	at Texas State ⁵	L, 0-10
22	vs. (24) Cal State Fullerton [®]	L, 0-7
23	at San Diego [®]	L, 4-14
24	vs. Fresno State [®]	L, 2-3
26	CENTRAL ARKANSAS	W, 9-7
27	CENTRAL ARKANSAS	W, 15-3

March (4-14)

1	(30) UC IRVINE	L, 2-3 (7)
1	(30) UC IRVINE	L, 1-4 (11)
8	at Arkansas State	L, 2-14
10	at Arkansas State	L, 4-16
10	at Arkansas State	L, 4-6
12	at Oklahoma State	L, 2-13
13	at Oral Roberts	W, 11-2
15	at Oklahoma	W, 11-8
16	at Oklahoma	L, 2-11
17	at Oklahoma	L, 1-6
22	at (28) UC Santa Barbara	L, 3-7
23	at (28) UC Santa Barbara	L, 3-5
24	at (28) UC Santa Barbara	L, 1-11
26	(8) ARKANSAS	L, 2-8
27	KANSAS	L, 5-9
29	INDIANA STATE*	W, 6-5 (11)
31	INDIANA STATE*	W, 1-0 (12)
31	INDIANA STATE*	L, 0-12 (7)

April (4-1)

2	at Southeast Missouri State	W, 8-2
3	at Murray State	W, 15-10
5	at Southern Illinois*	W, 10-5
6	at Southern Illinois*	W, 13-4
7	at Southern Illinois*	L, 2-4
9	at Kansas	6:00 p.m.
12	at Illinois State*	5:00 p.m.
13	at Illinois State*	2:00 p.m.
14	at Illinois State*	1:00 p.m.
16	MISSOURI	6:30 p.m.
18	NEW ORLEANS	6:30 p.m.
19	NEW ORLEANS	6:30 p.m.
20	NEW ORLEANS	2:00 p.m.
23	at Missouri	6:30 p.m.
26	BRADLEY*	2:00 p.m.
27	BRADLEY*	12:00 p.m.
28	BRADLEY*	11:00 a.m.
30	at Wichita State	6:00 p.m.

May (0-0)

2	DBU*	6:00 p.m.
3	DBU*	6:30 p.m.
4	DBU*	2:00 p.m.
7	WICHITA STATE	6:30 p.m.
10	at Evansville*	6:30 p.m.
11	at Evansville*	2:00 p.m.
12	at Evansville*	1:00 p.m.
16	VALPARAISO*	6:30 p.m.
17	VALPARAISO*	6:30 p.m.
18	VALPARAISO*	2:00 p.m.
21-25	at MVC Baseball Championship*	TBA

HOME GAMES played at Hammons Field
 *MVC game
⁵Texas State Invitational (San Marcos, Texas)
[®]Tony Gwynn Legacy (San Diego, Calif.)
[®]at Duffy Bass Field (Normal, Ill.)
 All times are Central



MISSOURI STATE BEARS (11-20)

Conference.....Missouri Valley
 Head Coach.....Keith Guttin
 Alma Mater.....Missouri-St. Louis
 Career Record.....1,270-796 (37th year)
 Record at MSU.....same

GAME INFORMATION

Site.....Lawrence, Kan.
 Stadium.....Hoglund Ballpark (2,500)
 Date.....Tuesday, April 9
 First Pitch.....6 p.m. (CDT)
 Pitching Probables.....
 MSU.....TBA
 KU...LHP Steve Washilewski (2-1, 3.67 ERA)
 Series History.....MSU leads 31-29
 Watch.....ESPN+
 Radio.....KBFL 1060 AM/96.9 FM
 Live Stats.....KUathletics.com
 Twitter.....@MSUBearBaseball



KANSAS JAYHAWKS (16-15)

Conference.....Big 12
 Head Coach.....Ritch Price
 Alma Mater.....Willamette
 Career Record.....724-704-4 (24th year)
 Record at KU.....508-475-3 (17th year)

PRIME 9

- The **Missouri State Bears** continue their nine-game road stretch with a non-conference tilt at Hoglund Ballpark in Lawrence, Kan., against the **Kansas Jayhawks** Tuesday (April 9) at 6 p.m. (CDT)
- Missouri State enters Tuesday's contest having won four of its five games last week, homering 13 times and averaging 9.6 runs per contest
- MSU holds a narrow 31-29 edge in its series with KU after the Jayhawks claimed a 9-5 win in the two clubs' first meeting of 2019 on March 27 in Springfield; the Jayhawks have won 16 of the previous 29 meetings in Lawrence
- Bears third baseman **Joey Polak** was named MVC Player of the Week, as well as one of *Collegiate Baseball's* National Players of the Week Monday after hitting .455 and homering four times in five games last week
- Polak became the ninth Bear in program history to homer three times in a game Friday at Southern Illinois, combining with freshman **Dakota Kotowski** on five long balls in the 10-5 win, giving MSU its first five-homer game since 2010
- Kotowski, who shares the MVC's home run lead (7), and fellow freshmen **Mason Hull** and **Anthony Herron, Jr.**, combined to hit eight of MSU's 13 home runs last week; freshmen have accounted for 13 of the Bears' 28 home runs this season
- Missouri State head coach **Keith Guttin** needs one victory to match the career win total of former Miami coach Ron Fraser (1,270) and move into the No. 19 position on the NCAA's Division I all-time coaching wins list
- Missouri State's bullpen has closed out 161 consecutive victories — including nine this season — when the Bears have taken a lead into the ninth inning, dating back to May 2014
- Junior outfielder **Jack Duffy** has hit .393 (11-for-28) over his career-best eight-game hit streak since March 29

AROUND THE HORN

Pos.	Player	Ht.	Wt.	Class	B/T	G/GS	BA/OBP/SLG	HR/RBI	Notes
C	Drew Millas	6-2	205	Jr.	B/R	26/26	.248/.355/.416	2/15	Hits in 13 of 15 games since March 16
1B	Ben Whetstone	6-6	245	Jr.	L/R	31/31	.229/.361/.303	1/10	Team-high 16 walks, 0.996 FLD%
2B	John Privitera	5-8	170	Jr.	L/R	31/31	.261/.333/.328	0/11	.375 BA (9-24) on current 5-game hit streak
SS	Mason Hull	6-0	190	Fr.	R/R	26/25	.195/.235/.377	3/15	Hit 3 HR in 5 G last week (April 2-6)
3B	Joey Polak	6-3	220	So.	R/R	31/31	.237/.313/.404	5/16	.359 BA, 5 HR, 10 RBI in last 10 G
LF	Logan Geha	5-11	190	Jr.	R/R	31/30	.194/.336/.352	5/18	10-for-10 SB att. this season (6th in MVC)
CF	Jack Duffy	5-10	190	Jr.	L/R	30/29	.237/.351/.280	0/6	.393 BA (11-28) on current 8-game hit streak
RF	Dakota Kotowski	6-5	225	Fr.	R/R	22/16	.345/.415/.724	7/9	Shares MVC lead in HR, .421 BA in MVC play
OF	Collin Clayton	6-1	175	Jr.	R/R	27/20	.212/.316/.333	1/4	7-game hit streak, Feb. 16-27
IF	Sam Faith	6-3	205	So.	B/R	23/8	.250/.321/.292	0/4	.313 BA (5-for-16) off the MSU bench
OF	Jordan Fitzpatrick	6-0	190	So.	L/R	20/5	.100/.250/.100	0/2	3 R scored in 2 games last week
OF	Anthony Herron, Jr.	6-2	240	Fr.	R/R	21/14	.232/.302/.357	2/11	Pinch-hit 3-run HR at Murray State (April 3)
IF	Javier Ramos	6-6	205	Fr.	R/R	7/1	.222/.300/.556	1/5	Grand slam in first AB as Bear vs. UCA (Feb. 27)
OF	Brooks Zimmerman	6-2	210	Sr.	R/R	18/12	.196/.269/.283	1/5	Third career 3-hit game vs. Utah (Feb. 16)

Pos.	Pitcher	Ht.	Wt.	Class	B/T	G/GS	W-L	Sv	IP	H	K/BB	BAA	ERA
RHP	Logan Wiley	6-0	190	Jr.	R/R	8/8	1-5	0	42.1	51	35/8	.295	4.68
LHP	Jake Lochner	6-0	200	Sr.	L/L	10/3	2-0	0	30.1	26	24/12	.236	5.04
RHP	Forrest Barnes	6-0	190	Fr.	R/R	5/4	1-2	0	21.0	16	21/9	.211	5.14
LHP	Ben Cruikshank	6-4	165	Fr.	L/L	8/4	0-2	0	17.0	20	13/21	.313	10.59
RHP	Connor Sechler	6-3	195	So.	R/R	13/0	2-2	3	31.2	19	39/16	.178	1.99
RHP	Hayden Juenger	6-0	175	Fr.	R/R	11/2	2-2	0	27.0	27	26/16	.265	4.67
RHP	Logan Thomazin	6-2	200	Fr.	R/R	10/4	1-3	0	26.1	26	30/13	.271	7.18
LHP	Davis Schwab	6-4	230	Sr.	L/L	11/4	1-3	0	29.1	39	31/18	.325	7.36
RHP	Nick Schmidt	6-4	210	Fr.	R/R	9/1	0-0	0	13.0	14	10/11	.286	7.62
LHP	Nate Witherspoon	6-4	210	Jr.	L/L	10/0	1-0	0	13.0	17	11/5	.333	7.62
LHP	Peyton Carson	6-4	195	Fr.	L/L	4/0	0-0	0	5.2	10	2/2	.417	15.88
RHP	Zach Gibbs	6-1	190	So.	R/R	6/0	0-0	0	4.0	5	6/8	.313	18.00

MISSOURI STATE BASEBALL

Game 32 | MISSOURI STATE BEARS (11-20) at KANSAS JAYHAWKS (16-15) | April 9 | Lawrence, Kan. | Hoglund Ballpark (2,500) | KBFL 1060 AM/96.9 FM | ESPN+

MISSOURI STATE QUICK FACTS

Founded	1905
Location	Springfield, Mo.
Address	901 S. National Ave. Springfield, MO 65897
Web Site	MissouriState.edu
Switchboard	(417) 836-5000
President	Clif Smart
Enrollment	26,182
Nickname	Bears
School Colors	Maroon and White
National Affiliation	NCAA Division I
Conference	Missouri Valley Conference
Director of Athletics	Kyle Moats
Faculty Athletics Representative	James Hutter
Tickets	(417) 836-7678, (888) 476-7849 MissouriStateBears.com/Tickets

Stadium

Home Facility	Hammons Field
Opened	2004
Capacity	8,000
Surface	Natural Grass
Dimensions	LF-315/LC-365/CF-400/RC-365/RF-330
Press Box Phone	(417) 832-3029

Baseball Staff

Head Coach	Keith Guttin (Missouri-St. Louis, '78)
MSU Record	1,270-796 (37th year at MSU)
Overall Record	1,270-796 (37th year overall)
Assistant Coach	Paul Evans (Southern Illinois, '81)
Assistant Coach	Matt Lawson (Missouri State, '15)
Volunteer Assistant Coach	Corey Hassel
Director of Player Development	Joe Lincoln
Graduate Managers	Matt Fultz Aaron Meyer Nick Petree
Student Assistant	Justin Paulsen
Student Manager	Brady Theisen
Athletic Trainer	Jim Penkalski
Strength & Conditioning Coordinator	Jeremiah Frey

Team Information

2018 Overall Record	40-17
2018 MVC Record (Finish)	18-3 (1st)
Postseason	NCAA Oxford Regional (1-2)
Lettermen Returning/Lost	19/8
Starters Returning/Lost	5/4
Pitchers Returning/Lost	10/3
Newcomers	13

History

First Season	1964
All-Time Record (56 seasons)	1,664-1,024-1
All-Time at Hammons Field (16 seasons)	253-130
All-Time NCAA D-I Tournament Record	22-24 (11 app.)
MVC Regular-Season Championships	6
MVC Tournament Championships	4

Athletics Communications

Location	Hammons Student Center, Room 300
Shipping Address	901 S. National Avenue Springfield, MO 65897
Assistant Director (Primary Baseball Contact)	Eric Doennig
Office Phone	(417) 836-4584
Cell Phone	(417) 827-5327
Email	EricDoennig@MissouriState.edu
Assistant A.D. for Communications	Rick Kindhart
Assistant Director	Ben Adamson
Assistant	Kevin Kane
Graduate Assistants	Morganne Lander, Tim McCall, Emily McMillan
Athletics Web Site	MissouriStateBears.com
Twitter	@MSUBearBaseball
Instagram	@MSUBearBaseball
Facebook	MissouriStBears/MSUBearsBaseball

LEADING OFF

Riding a recent hot streak that that has seen them win six of their last eight contests, the **Missouri State Bears** will travel to Lawrence for a non-conference tilt against the **Kansas Jayhawks** Tuesday (April 9) evening. The Bears and Jayhawks will conclude their annual home-and-home series with a 6 p.m. contest at Hoglund Ballpark.

The Bears (11-20) are coming off a 4-1 start to their current nine-game road swing, including a second-straight MVC series win over Southern Illinois in Carbondale last weekend. MSU's offense powered up to nearly double its season home run total, hitting 13 round-trippers in five games last week.

Kansas (16-15) has dropped five of its seven games since knocking off the Bears two weeks ago, despite posting Top 25 wins against Baylor and Texas Tech the last two weekends.

SERIES HISTORY

Missouri State enters Tuesday's matchup having claimed 10 of the last 15 meetings in the series, despite dropping each of its last two contests to the Jayhawks. The Bears hold a 31-29 overall edge in the series, but Kansas has won 16 of the previous 29 games in the series in Lawrence. KU claimed a 9-5 win in the two squads' first matchup of the season in Springfield and enter the game having won four of the last five meetings vs. MSU.

BASH BROTHERS

After hitting just three home runs as a team through their first 10 games of the season, the Bears have experienced a power surge of sorts over their last 21 contests, clubbing 25 home runs. Of MSU's 28 homers so far, 19 of them have come from newcomers to the Bears roster this season, including an MVC-leading seven by freshman **Dakota Kotowski**. Additionally, 10 different Bears have gone deep, six of which have homered multiple times so far in 2019.

In their five games last week alone, the Bears homered 13 times, including a season-high five round-trippers in Friday's 10-5 comeback win at Southern Illinois. That performance marked the first five-homer game by MSU since a six-homer game vs. Oral Roberts on April 4, 2010. Kotowski registered his second multi-homer game of the week with two long balls, and **Joey Polak** became the ninth Bear in program history to hit three home runs in a game. Another MSU rookie, freshman shortstop **Mason Hull** added three homers to the tally as well, including a pair of go-ahead bombs Wednesday at Murray State and another one Saturday in the Bears' 13-4 victory at SIU.

POLAK PICKS UP NATIONAL HONOR

Sophomore third baseman **Joey Polak** was not only selected MVC Player of the Week by the league office Monday, but also nabbed one of *Collegiate Baseball's* national player of the week nods after a red-hot five-game stretch that included four home runs last week. The honor was the first Valley award for Polak as a Bear, as well as the first national player of the week citation for a Missouri State player since Jake Burger picked up the same honor on April 24, 2017. Polak went 10-for-22 at the plate and slugged 1.045 to help MSU win four of its five games last week, including a second-straight MVC series win at Southern Illinois over the weekend. The Quincy, Ill., product registered multi-hit performances in four-straight games — all MSU victories — and became the ninth player in program history to homer three times in a game Friday in the Bears' 10-5 come-from-behind win in Carbondale.

SO FRESH AND SO CLEAN

Missouri State's talented freshman class has wasted little time in making an impression on Bears opponents this season. In MSU's two-game sweep of UCA (Feb. 26-27) in particular, Bears freshmen combined to hit .412 with two homers, 11 RBIs and seven runs scored. On the mound, four rookie hurlers logged a 2.84 ERA with 16 strikeouts over 12.2 combined innings in the series. Overall this season, MSU newcomers have appeared a combined total of 107 times in the Bears' starting lineup, with five more rookies drawing a total of 15 starting mound assignments in the first 31 games of the season.

MSU's group of newcomers has been instrumental in the Bears' run production so far this spring, with six rookies combining to account for 60 of the clubs' 131 total RBIs and 19 of its 28 home runs. Sophomore transfer **Joey Polak** has started all 31 games at third base, hitting .348 with six multi-hit games in MSU's last nine outings. Additionally, **Mason Hull** and **Dakota Kotowski** have recorded multi-homer games for the Bears in 2019, with Kotowski entering the week tied for the top spot on the Valley's home run leaderboard. On the mound, **Hayden Juenger** has logged the second-best ERA (4.67) on the club to go along with a team-best two victories, while both **Logan Thomazin** and **Forrest Barnes** have recorded 11-strikeout performances. Barnes is the lone Bear to turn in a complete-game effort, in which he retired 20 consecutive SEMO hitters on April 2 — the longest such streak by any Bears pitcher in six years.

CARDIAC CUBS

MSU has made the comeback rally an art form in accumulating the most overall victories over a four-year period (170) in program history from 2015-18. Since the start of the 2015 season, the Bears have rallied for a victory on 86 separate occasions, including 21 times last spring, which represented 52.5 percent of their overall season win total (40). All four of MSU's wins last week were come-from-behind victories, as have six of its last seven wins overall. Additionally, the Bears' 11-8 comeback win over Oklahoma on March 15 represented one of the largest in program history. MSU erased an 8-0, seventh-inning deficit by scoring seven times in the seventh, three more in the eighth and one in the ninth.

SERIES SUMMARY

All-Time Record vs. Kansas	31-29
Home	18-13
Road	13-16
Neutral	0-0
Current Streak	Lost 2
Last 10 Meetings	5-5
5/7/14	Springfield W, 5-3
3/24/15	Springfield W, 15-9
4/15/15	Lawrence W, 3-0
3/29/16	Lawrence L, 1-2
4/6/16	Springfield W, 18-11
4/4/17	Springfield L, 2-4
5/2/17	Lawrence L, 8-5
3/27/18	Lawrence W, 12-2
5/2/18	Springfield L, 4-9
3/37/19	Springfield L, 5-9
Keith Guttin vs. KU	31-29
MSU vs. the Big 12 Conference	56-72

MISSOURI STATE BASEBALL

Game 32 | MISSOURI STATE BEARS (11-20) at KANSAS JAYHAWKS (16-15) | April 9 | Lawrence, Kan. | Hoglund Ballpark (2,500) | KBFL 1060 AM/96.9 FM | ESPN+

MVC STANDINGS

Team	Overall	Pct.	MVC	Pct.
Evansville	17-10	.630	5-1	.833
DBU	22-9	.710	4-2	.667
Missouri State	11-20	.355	4-2	.667
Indiana State	23-6	.793	1-2	.333
Southern Illinois	16-12	.571	1-2	.333
Illinois State	17-14	.548	1-2	.333
Valparaiso	6-21	.222	1-5	.167
Bradley	17-10	.630	0-3	.000

*through April 7

THIS WEEK IN THE VALLEY

Tuesday, April 9

Indiana State at Michigan (3 p.m.)
 Southern Illinois at Eastern Illinois (3 p.m.)
 Chicago State at Valparaiso (3 p.m.)
 Bradley at Western Illinois (4 p.m.)
 Illinois at Illinois State (5 p.m.)
 Evansville at Austin Peay (6 p.m.)
Missouri State at Kansas (6 p.m.)
 TCU at DBU (6:30 p.m.)

Wednesday, April 10

Indiana State at Michigan (3 p.m.)
 Valparaiso at Milwaukee (3 p.m.)
 Iowa at Bradley (6 p.m.)

Friday, April 12

DBU at College of Charleston (5 p.m.)
Missouri State at Illinois State (5 p.m.)
 Valparaiso at Indiana State (5:30 p.m.)
 Southern Illinois at Bradley (6 p.m.)
 Indiana at Evansville (6 p.m.)

MVC PRESEASON POLL

No.	Team (First-place votes)	Points
1.	Missouri State (5)	59
2.	DBU (2)	58
3.	Indiana State (1)	49
4.	Bradley	39
5.	Southern Illinois	31
6.	Illinois State	28
7.	Valparaiso	13
8.	Evansville	11

PRESEASON ALL-MVC TEAM

Pos.	Player	Team
1B	Ben Whetstone	Missouri State
2B	Jarrod Watkins	Indiana State
3B	Brendan Dougherty	Bradley
SS	Jimmy Glowenke	DBU
C	Drew Millas	Missouri State
OF	John Rave	Illinois State
OF	Blake Billinger	Valparaiso
OF	Andy Shadid	Bradley
SP	Triston Polley	Indiana State
SP	Luke Eldred	DBU
RP	Jarod Bayless	DBU
RP	Connor Sechler	Missouri State



DAK DOING WORK

Bears freshman outfielder **Dakota Kotowski** has emerged as a force in the middle of the MSU lineup, hitting .340 (18-for-53) with six of his MVC-leading seven home runs and hits in 12 of the Bears' last 15 contests since March 16. The Channahon, Ill., product logged a career-best seven-game hit streak from March 29-April 6. Kotowski has recorded five multi-hit games during the same stretch, as well as a pair of multi-homer games last week. Kotowski logged a pair of two-hit games in MSU's MVC series win over Indiana State after registering a career-best three hits against No. 8 Arkansas on March 26.

RIGHTING THE SHIP

While the Bears' 5-18 start represented their worst-ever start through 23 games, they have shown unmistakable signs of turning the tide with a pair of MVC series wins and victories in six of their last eight contests since March 29. In their five games last week, the Bears hit .330 while out-homer the opposition by a 13-2 margin. The mound corps has logged a strong week as well, posting a 4.30 team ERA and holding the opposition to a .226 batting mark.

Those results should come as no surprise, as Missouri State owns a lengthy track record of flipping early results under head coach **Keith Guttin**. On four separate occasions, MSU has overcome sluggish starts to post winning overall records. The Bears have registered two seasons (1996 and 1997) in which they ultimately earned postseason bids after getting off to rocky starts, and another (2009) that culminated in a Missouri Valley Conference regular-season title. In 1996 and 1997, the Bears captured their first two MVC Tournament titles, but not before getting off to a 9-13 start in 1996 and a 1-8 start the following year. MSU's previous all-time worst start in 1993 saw the Bears open with just six wins in their first 21 contests, only to end up with a 32-23 season mark after winning 25 of their final 29 regular-season games. Finally, the 2009 Bears got off to a 4-10 start, only to rebound to finish 34-20, including a 17-5 mark during their Valley title run.

FOR OPENERS

On the heels of another successful opening of a Missouri Valley Conference season, MSU has now won 44-6 overall record in Valley play in its last 50 conference games. The Bears logged an 18-1 Valley season to capture the 2017 conference crown, then followed that effort with an 18-3 MVC slate last spring to become just the second club (joining Wichita State) to win back-to-back regular-season titles. After taking two of three games from Indiana State to begin the 2019 MVC slate, the Bears have also won 13 of their last 14 Valley openers and have won or split 12 of their last 14 MVC-opening series. Additionally, MSU is a combined 28-11 in its opening conference series since 2006.

ROAD TO SUCCESS

MSU has proven to be hard to stop on the road over the past four seasons, logging a 73-48 (.603) record in such contests. Including their 25-12 record in neutral-field games over the same stretch, the Bears have gone 98-60 (.620) away from Hammons Field since the start of the 2015 season. The Bears went 14-8 in true road games a year ago, after logging 19 road wins in 2017 and a program-record 21 wins in 27 road contests in 2015. MSU's 0.857 win percentage on the road that year represented its best since 1978, when it posted an identical percentage with a 12-2 road mark.

WATCH THE LEATHER, MAN

In addition to serving as a key cog in the Bears' lineup over the past two years, junior first baseman **Ben Whetstone** has proven to be one of the top defensive performers in The Valley as well. The Overland Park, Kan., native leads the MVC in double plays turned (20) this season. He also moved into the top spot on the Bears' career fielding percentage chart once again after a strong Valley opening weekend vs. Indiana State. Whetstone's 0.993 fielding mark as a Bear narrowly leads Steve Seal's career percentage as the program's all-time best among all MSU defenders with at least 150 career fielding chances.

At the plate, Whetstone has enjoyed a recent resurgence as well, hitting .324 (12-for-37) in his last 10 games. He recorded back-to-back two-hit games vs. Kansas (March 27) and Indiana State (March 29), then powered up in last Wednesday's victory at Murray State to hit his first round-tripper of the season. In that victory, Whetstone reached base safely in each of his final five trips to the plate, tying a Bears program single-game record by being hit by three separate pitches.

NON-CON DOMINATION

MSU has been nearly unstoppable against non-conference competition over the last four seasons, compiling an 92-56 (.622) record in regular-season games versus non-league foes since the start of the 2015 season. The Bears, who have won 40 of their last 59 regular-season non-conference home games, outscoring their non-league opponents by a 820-528 margin at Hammons Field over the same stretch.

SECHLER NAMED MVC PITCHER OF THE WEEK

After logging a total of 6.1 shutout innings in a pair of dominant relief outings the week of March 25-31, Missouri State sophomore **Connor Sechler** was named Missouri Valley Conference Pitcher of the Week. Sechler played pivotal roles in each of the Bears' back-to-back wins over Indiana State that locked up a season-opening Valley series win for MSU. The Bolivar, Mo., native worked the final 3 2/3 innings of a 6-5, 11-inning decision in the opener, fanning five Sycamores and stranding the potential go-ahead baserunners in scoring position in three different innings. In the series-clinching 1-0 victory, he piggy-backed a strong start from **Logan Wiley** with 2 2/3 hitless frames of relief, striking out five more ISU hitters to help pave the way to the Bears' 26th consecutive home MVC regular-season win. The sophomore All-American would work out of a jams in the eighth and ninth innings, striking out the side in the latter after a two-base throwing error opened the inning.

2019 HONORS

- Drew Millas**
 - Collegiate Baseball Preseason All-America (third team)
 - Preseason All-MVC
- Joey Polak**
 - MVC Player of the Week (April 8)
 - Collegiate Baseball National Player of the Week (April 8)
- Connor Sechler**
 - MVC Pitcher of the Week (April 1)
 - Collegiate Baseball Preseason All-America (third team)
 - NCBWA Stopper of the Year Watch List
 - Preseason All-MVC
- Ben Whetstone**
 - Preseason All-MVC

MISSOURI STATE BASEBALL

Game 32 | MISSOURI STATE BEARS (11-20) at KANSAS JAYHAWKS (16-15) | April 9 | Lawrence, Kan. | Hoglund Ballpark (2,500) | KBFL 1060 AM/96.9 FM | ESPN+

MSU RECORD BY POSITION

C-	Millas 18 (6-12), Geha 13 (5-8)
1B-	Whetstone 31 (11-20)
2B-	Privitera 24 (8-16), Faith 4 (2-2), Geha 2 (1-1), Hull 1 (0-1)
3B-	Polak 31 (11-20)
SS-	Hull 24 (8-16), Privitera 7 (3-4)
LF-	Geha 15 (5-10), Zimmerman 9 (2-7), Clayton 3 (1-2), Fitzpatrick 2 (1-1), Kotowski 2 (2-0)
CF-	Duffy 18 (8-10), Clayton 13 (3-10)
RF-	Duffy 12 (4-8), Kotowski 12 (4-8), Clayton 4 (1-3), Fitzpatrick 2 (2-0), Zimmerman 1 (0-1)
DH-	Herron 14 (6-8), Millas 8 (3-5), Faith 4 (1-3), Zimmerman 2 (1-1), Kotowski 2 (0-2), Ramos 1 (0-1)
P-	Wiley 8 (2-6), Schwab 4 (1-3), Thomazin 4 (1-3), Barnes 4 (2-2), Cruikshank 4 (1-3), Lochner 3 (2-1), Juenger 2 (1-1), Moore 1 (0-1), Schmidt 1 (1-0)

MSU RECORD BY BATTING ORDER

1st-	Privitera 21 (8-13), Geha 9 (3-6), Clayton 1 (0-1)
2nd-	Millas 21 (8-13), Geha 8 (1-7), Clayton 2 (0-0), Whetstone 9 (3-6), Kotowski 7 (4-3), Polak 6 (3-3), Millas 5 (1-4), Zimmerman 2 (0-2), Duffy 1 (0-1), Faith 1 (0-1)
3rd-	Polak 13 (4-9), Whetstone 6 (3-3), Zimmerman 4 (2-2), Herron 4 (1-3), Kotowski 4 (1-3)
4th-	Whetstone 8 (3-5), Zimmerman 5 (0-5), Duffy 4 (1-3), Herron 4 (2-2), Faith 3 (2-1), Polak 2 (1-1), Clayton 2 (1-1), Fitzpatrick 1 (0-1), Hull 1 (0-1), Kotowski 1 (0-1)
5th-	Geha 6 (3-3), Clayton 5 (0-5), Duffy 4 (3-1), Polak 3 (0-3), Herron 3 (2-1), Faith 3 (0-3), Hull 2 (0-2), Whetstone 2 (1-1), Kotowski 1 (1-0), Ramos 1 (0-1), Zimmerman 1 (1-0)
6th-	Duffy 8 (4-4), Clayton 6 (2-4), Hull 6 (3-3), Geha 4 (2-2), Polak 2 (0-2), Whetstone 2 (0-2), Faith 1 (1-0), Fitzpatrick 1 (0-1), Kotowski 1 (0-1)
7th-	Duffy 8 (2-6), Polak 5 (3-2), Whetstone 4 (1-3), Hull 4 (1-3), Geha 3 (2-1), Herron 3 (1-2), Clayton 2 (0-2), Fitzpatrick 1 (1-0), Kotowski 1 (0-1)
8th-	Hull 12 (3-9), Privitera 10 (3-7), Duffy 4 (1-3), Fitzpatrick 2 (2-0), Clayton 2 (1-1), Kotowski 1 (0-1)
9th-	

MSU HIT STREAKS

Category	Current	2019	Career
Jack Duffy	8	8	8
Drew Millas	5	8	8
Ben Whetstone	5	5	13
Mason Hull	5	5	5
John Privitera	5	5	5
Joey Polak	5	5	5
Anthony Herron	3	4	4
Collin Clayton	0	7	7
Dakota Kotowski	0	7	7
Logan Geha	0	4	4
Brooks Zimmerman	0	4	4
Sam Faith	0	3	3
Jordan Fitzpatrick	0	3	2
Javier Ramos	0	1	1

MSU REACHED BASE STREAKS

Category	Current	2019	Career
Jack Duffy	8	8	8
John Privitera	6	6	16
Drew Millas	5	12	16
Ben Whetstone	5	8	31
Mason Hull	5	5	5
Joey Polak	5	5	5
Collin Clayton	4	7	7
Anthony Herron	4	4	4
Logan Geha	0	9	9
Dakota Kotowski	0	9	9
Brooks Zimmerman	0	7	7
Sam Faith	0	3	3
Jordan Fitzpatrick	0	2	4
Javier Ramos	0	2	2

IN RARE COMPANY

With Missouri State's 4-2 win over Indiana State at the 2018 MVC Championship, Bears head coach **Keith Guttin** moved past Jack Stallings for sole possession of the No. 20 spot on the NCAA's Division I career coaching wins list. With a career record of 1,270-796 (.615), Guttin needs just one more win to catch legendary Miami coach Ron Fraser (1,271) in the 19th position on the chart. Guttin is the second-winningest coach in MVC history, while his win total ranked fifth among all active Division I head coaches entering the 2019 season, his 37th at the Bears' helm.

WHAT A RELIEF

While the Bears have held a lead in just 14 of their 31 contests this season to date, the Missouri State bullpen can boast of a recent track record of locking down victories. Dating back to May 2014, the Bears have claimed victories in 161 consecutive games in which MSU has taken a lead into the ninth inning, including a perfect 9-0 mark in such contests this season. The Bears bullpen has posted an uncharacteristic 6.11 staff ERA through the first 31 games, but two mainstays from last year — sophomore closer **Connor Sechler** and senior lefty **Davis Schwab** — have combined to post a 2.44 ERA in 44.1 innings of relief with 57 total strikeouts.

BEARS IN THE PRO RANKS

Three Missouri State baseball standouts reached contractual agreements with professional organizations after being selected in the 2018 Major League Baseball First-Year Player Draft. Second-round pick **Jeremy Eierman** agreed to terms with the Oakland Athletics after the club selected the two-time All-American shortstop 70th overall in the June draft, while fellow MSU juniors **Dylan Coleman** (fourth round) and **Hunter Steinmetz** (11th round) followed suit by reaching deals with San Diego and Toronto, respectively. Additionally, former Missouri State baseball standout **Matt Hall** became the 20th Bear to receive a call up to the big leagues last year. Hall became the fourth former Bear to earn a Major League roster spot, following **Luke Voit** and **Pierce Johnson** in 2017, and **Buddy Baumann** in 2016.

BEARS ON RADIO

Once again in 2019, Meyer Communications is slated to provide live radio coverage of all 54 Missouri State regular-season games, plus all Bears' games in the Missouri Valley Conference Tournament and any 2019 postseason play. The broadcasts can be heard primarily on **KBFL 1060 AM** and **96.9 FM** in Springfield with Art Hains, Ben Goss and Corey Riggs describing the action. An online audio stream is available through KBFL's website via RadioSpringfield.com.

BEARS ESPN BROADCAST SCHEDULE

Date	Opponent	Outlet	Time
Feb. 26	Central Arkansas	ESPN+	3 p.m.
Feb. 27	Central Arkansas	ESPN+	3 p.m.
March 5	Oral Roberts	ESPN+	3 p.m.
March 26	Arkansas	ESPN+	6:30 p.m.
March 27	Kansas	ESPN+	6:30 p.m.
March 29	Indiana State	ESPN3	6:30 p.m.
March 31	Indiana State	ESPN3	2 p.m.
March 31	Indiana State	ESPN3	1 p.m.
April 3	at Murray State	ESPN+	6:30 p.m.
April 5	at Southern Illinois	ESPN3	6:30 p.m.
April 6	at Southern Illinois	ESPN3	2 p.m.
April 7	at Southern Illinois	ESPN3	1 p.m.
April 12	at Illinois State	ESPN+/ESPN3	5 p.m.
April 16	Missouri	ESPN+/ESPN3	6:30 p.m.
April 26	Bradley	ESPN+/ESPN3	2 p.m.
April 28	Bradley	ESPN+/ESPN3	11 a.m.
May 2	DBU	ESPNU	6 p.m.
May 3	DBU	ESPN+/ESPN3	6:30 p.m.
May 4	DBU	ESPN+/ESPN3	2 p.m.
May 7	Wichita State	ESPN+/ESPN3	6:30 p.m.
May 10	at Evansville	ESPN+/ESPN3	6 p.m.
May 11	at Evansville	ESPN+/ESPN3	2 p.m.
May 12	at Evansville	ESPN+/ESPN3	1 p.m.
May 17	Valparaiso	ESPN+/ESPN3	2 p.m.

NCAA DIVISION I WINNINGEST ACTIVE COACHES

No.	Coach (School)	W-L-T	Pct.
1	Mike Martin (Florida State)	1,987-713-4	.736
2	Mike Fox (North Carolina)	1,429-521-5	.732
3	Paul Mainieri (LSU)	1,415-721-7	.662
4	John Anderson (Minnesota)	1,288-860-3	.599
5	Keith Guttin (MSU)	1,259-776-0	.619
6	Danny Hall (Georgia Tech)	1,227-649-1	.654
7	Gary Gilmore (Coastal Carolina)	1,180-578-3	.671
8	Tony Robichaux (UL Lafayette)	1,149-736-2	.609
9	Mike Sansing (Kennesaw State)	1,092-634-0	.633
10	Elliott Avent (NC State)	1,057-722-0	.594
11	Brian Shoop (UAB)	1,027-656-1	.610
12	Bill Brown (George Mason)	1,026-945-7	.520
13	Dave Van Horn (Arkansas)	1,014-532-0	.656
14	Rich Hill (San Diego)	1,002-701-4	.588
15	Paul Kostacopoulos (Navy)	915-619-7	.596

*Career coaching records entering the 2019 season

GUTTIN'S MILESTONE VICTORIES

Win	Date	Result (Site)
1	3/5/83	MSU 8, Indiana State 2 (Meador Park)
100	3/11/86	MSU 7, Jacksonville 5 (Jacksonville, Fla.)
200	4/16/88	MSU 4, Eastern Illinois 2 (Charleston, Ill.)
300	5/13/90	MSU 9, Eastern Illinois 2 (Chicago, Ill.)
*395	5/1/93	MSU 9, UNI 2 (Meador Park)
400	5/9/93	MSU 7, Wichita State 6 (Meador Park)
500	5/17/96	MSU 8, Wichita State 7 (Wichita, Kan.)
600	4/24/99	MSU 13, UNI 7 (Meador Park)
700	5/4/02	MSU 5, Wichita State 1 (Wichita, Kan.)
800	5/11/05	MSU 15, Kansas 6 (Hammons Field)
900	5/11/08	MSU 7, Middle Tennessee 6 (Hammons Field)
1,000	3/3/12	MSU 3, Northwestern State 2 (Natchitoches, La.)
1,100	3/17/15	MSU 10, UALR 3 (Hammons Field)
1,200	4/18/17	MSU 5, Missouri 3 (Columbia, Mo.)
1,250	5/11/18	MSU 5, Southern Illinois 3 (Hammons Field)

*Surpassed Bill Rowe for the all-time Missouri State record for coaching victories

BEARS ON ESPN

Missouri State University, in conjunction with SIDEARM Sports, launched a new partnership in August 2016, unveiling a reconstructed **MissouriStateBears.com**, the official MSU Athletics web site. The revamped MissouriStateBears.com will provide MSU fans with improved features and overall customer service. The new-and-improved site uses the latest technology to provide fans with a seamless, robust experience unique to Missouri State University.

In 2015, ESPN and the Missouri Valley Conference announced a 10-year extension to their current media rights agreement that will provide increased coverage of conference events across ESPN platforms through the 2023-24 academic year. Fans can keep tabs on the Bears through **The Valley on ESPN**. As part of the deal, ESPN, the MVC and its 10 member institutions will work jointly to develop in-house production capabilities at each campus that will provide significant coverage for multiple sports on ESPN+/ESPN3.

MISSOURI STATE BASEBALL

Game 32 | MISSOURI STATE BEARS (11-20) at KANSAS JAYHAWKS (16-15) | April 9 | Lawrence, Kan. | Hoglund Ballpark (2,500) | KBFL 1060 AM/96.9 FM | ESPN+

2019 MULTI-HIT GAMES

Name	2	3	4	5+	Total
John Privitera	6	4	0	0	10
Joey Polak	6	2	0	0	8
Drew Millas	5	1	0	0	6
Dakota Kotowski	4	1	0	0	5
Ben Whetstone	4	1	0	0	5
Jack Duffy	4	0	0	0	4
Collin Clayton	3	0	0	0	3
Logan Geha	2	1	0	0	3
Anthony Herron	3	0	0	0	3
Mason Hull	3	0	0	0	3
Sam Faith	2	0	0	0	2
Brooks Zimmerman	0	1	0	0	1
Team	42	11	0	0	53

CAREER MULTI-HIT GAMES

Name	2	3	4	5+	Total
Drew Millas	23	7	3	0	33
Jack Duffy	19	5	0	0	24
John Privitera	16	6	0	0	22
Ben Whetstone	14	3	1	0	18
Logan Geha	8	1	0	0	9
Joey Polak	6	2	0	0	8
Brooks Zimmerman	3	3	0	0	6
Dakota Kotowski	4	1	0	0	5
Collin Clayton	3	0	0	0	3
Anthony Herron	3	0	0	0	3
Mason Hull	3	0	0	0	3
Sam Faith	2	0	0	0	2
Jordan Fitzpatrick	1	0	0	0	1
Team	105	28	4	0	137

2019 MULTI-RBI GAMES

Name	2	3	4	5+	Total
Anthony Herron	3	1	0	0	4
Mason Hull	2	1	0	0	3
Logan Geha	0	2	1	0	3
Dakota Kotowski	3	0	0	0	3
Drew Millas	3	0	0	0	3
Joey Polak	2	0	0	1	3
John Privitera	2	1	0	0	3
Jack Duffy	1	0	0	0	1
Sam Faith	0	1	0	0	1
Javier Ramos	0	0	1	0	1
Ben Whetstone	1	0	0	0	1
Brooks Zimmerman	1	0	0	0	1
Team	18	6	2	2	28

CAREER MULTI-RBI GAMES

Name	2	3	4	5+	Total
Drew Millas	18	6	2	0	26
Ben Whetstone	11	1	1	0	14
Jack Duffy	7	4	0	0	11
Logan Geha	4	3	1	0	8
John Privitera	3	3	1	0	7
Brooks Zimmerman	4	2	0	0	6
Anthony Herron	3	1	0	0	4
Mason Hull	2	1	0	0	3
Dakota Kotowski	3	0	0	0	3
Joey Polak	2	0	0	1	3
Sam Faith	1	1	0	0	2
Jordan Fitzpatrick	0	1	0	0	1
Javier Ramos	0	0	1	0	1
Team	58	23	6	2	89

GAME-WINNING RBI

Name	'16	'17	'18	'19	Total
Drew Millas	-	2	6	2	10
Ben Whetstone	-	0	6	0	6
Jack Duffy	-	1	3	0	4
Brooks Zimmerman	-	-	4	0	4
Logan Geha	-	1	2	0	3
John Privitera	-	0	3	0	3
Jordan Fitzpatrick	-	-	2	0	2
Anthony Herron	-	-	-	2	2
Mason Hull	-	-	-	2	2
Dakota Kotowski	-	-	-	2	2
Sam Faith	-	-	0	1	1
Javier Ramos	-	-	-	1	1
Team	0	4	26	9	39

STARTING PITCHERS GAME-BY-GAME

Forrest Barnes

Date	Opponent	IP	H	R	ER	BB	SO	WP	BK	HBP	Score	Record
2/26	Central Arkansas	*4.1	4	2	2	0	3	0	0	3	(ND) 9-7	0-0
3/12	at Oklahoma State	*3.0	6	7	5	5	3	0	0	0	(L) 2-13	0-1
3/27	Kansas	*4.0	2	4	3	2	4	0	0	1	(L) 5-9	0-2
4/2	at Southeast Missouri	*9.0	3	2	2	1	11	1	0	1	(W) 8-2	1-2

Ben Cruikshank

Date	Opponent	IP	H	R	ER	BB	SO	WP	BK	HBP	Score	Record
3/13	at Oral Roberts	*3.1	3	2	2	5	2	1	0	0	(ND) 11-2	0-0
3/26	Arkansas	*5.0	2	0	0	3	5	0	0	0	(ND) 2-8	0-0
3/31	Indiana State-2	*2.1	4	7	7	3	2	0	0	1	(L) 0-12	0-1
4/6	at Southern Illinois-2	*1.0	5	3	3	2	0	0	0	0	(L) 2-4	0-2

Hayden Juenger

Date	Opponent	IP	H	R	ER	BB	SO	WP	BK	HBP	Score	Record
2/16	vs. Utah	*3.1	5	2	2	3	2	0	1	0	(ND) 6-2	0-0
2/23	at San Diego	*2.0	5	4	4	3	2	0	0	0	(L) 4-14	0-1

Jake Lochner

Date	Opponent	IP	H	R	ER	BB	SO	WP	BK	HBP	Score	Record
3/23	at UCSB	*5.0	5	2	2	1	5	0	0	2	(ND) 3-5	1-0
3/29	Indiana State	5.0	6	5	4	3	2	1	0	2	(ND) 6-5	1-0
4/5	at Southern Illinois	*8.0	5	5	4	2	11	1	0	0	(W) 10-5	2-0

Alex Moore

Date	Opponent	IP	H	R	ER	BB	SO	WP	BK	HBP	Score	Record
2/17	at Texas State	*2.2	6	5	5	3	0	0	0	0	(L) 0-10	0-1

Nick Schmidt

Date	Opponent	IP	H	R	ER	BB	SO	WP	BK	HBP	Score	Record
4/3	at Murray State	*2.0	5	4	3	1	2	0	0	1	(ND) 15-10	0-0

Davis Schwab

Date	Opponent	IP	H	R	ER	BB	SO	WP	BK	HBP	Score	Record
2/22	vs. Cal State Fullerton	*4.1	7	5	4	1	3	0	0	0	(L) 0-7	1-1
3/1	UC Irvine-1	*6.0	5	3	3	3	5	1	1	1	(L) 2-3	1-2
3/8	at Arkansas State	*3.0	8	6	6	3	3	1	0	0	(L) 2-14	1-3
3/15	at Oklahoma	*3.1	8	6	6	4	2	1	0	0	(ND) 11-8	1-3

Logan Thomazin

Date	Opponent	IP	H	R	ER	BB	SO	WP	BK	HBP	Score	Record
2/27	Central Arkansas	*7.0	1	1	0	4	11	0	0	2	(W) 15-3	1-0
3/10	at Arkansas State-2	*4.1	4	5	5	1	3	0	0	3	(L) 4-6	1-1
3/16	at Oklahoma	*1.2	4	5	5	3	2	1	0	1	(L) 2-11	1-2
3/22	at UCSB	*3.0	7	5	5	1	2	1	0	1	(L) 3-7	1-3

Logan Wiley

Date	Opponent	IP	H	R	ER	BB	SO	WP	BK	HBP	Score	Record
2/15	vs. Nevada	*4.1	6	5	5	0	2	0	0	3	(L) 4-16	0-1
2/24	vs. Fresno State	*6.0	9	3	3	1	4	0	0	0	(L) 2-3	0-2
3/1	UC Irvine-2	*5.2	2	1	0	0	7	0	0	0	(ND) 1-4	0-2
3/10	at Arkansas State-1	*4.0	8	6	6	3	5	0	0	1	(L) 4-16	0-3
3/17	at Oklahoma	*4.2	7	3	3	1	1	0	0	3	(L) 1-6	0-4
3/24	at UCSB	*5.0	6	5	2	1	4	0	0	1	(L) 1-11	0-5
3/31	Indiana State-1	*7.1	6	0	0	0	6	0	0	0	(ND) 1-0	0-5
4/6	at Southern Illinois-1	*5.1	7	4	3	2	6	0	0	0	(W) 13-4	1-5


BEARS MISCELLANEOUS

Home	4-5
Away	6-12
Neutral	1-4
Day games	7-15
Night games	4-5
On turf	4-3
On turf infield/grass outfield	1-0
On grass	6-17
Wearing camouflage jersey/maroon hat	0-3
Wearing black jersey/white hat	4-3
Wearing black jersey/maroon hat	0-1
Wearing maroon Bears jersey/maroon hat	0-3
Wearing maroon MoState jersey/maroon hat	2-4
Wearing maroon MoState jersey/white hat	2-0
Wearing white jersey/maroon hat	0-2
Wearing white jersey/white hat	1-1
Wearing gray jersey/maroon hat	0-1
Wearing dark gray jersey/maroon hat	2-2
In Texas	1-2
In California	0-6
In Missouri	5-5
In Arkansas	0-3
In Oklahoma	2-3
In Kentucky	1-0
In Illinois	2-1
Doubleheaders	2-6
Extra innings	2-1
vs. Ranked teams	0-7
vs. Unranked teams	11-13
vs. Starting LHP	4-10
vs. Starting RHP	7-10
One-run games	2-2
Five+ run games	6-12
When scoring 0-2 runs	1-13
When scoring 3-5 runs	0-7
When scoring 6-9 runs	4-0
When scoring 10+ runs	6-0
When opponent scores 0-2 runs	4-0
When opponent scores 3-5 runs	4-5
When opponent scores 6-9 runs	2-6
When opponent scores 10+ runs	1-9
Shutouts	1-3
Missouri State scores first	7-3
Opponent scores first	4-17
Missouri State scores in first inning	3-1
Opponent scores in first inning	4-9
Leading after six	8-0
Trailing after six	1-19
Tied after six	2-1
Leading after seven	8-0
Trailing after seven	1-16
Tied after seven	2-0
Leading after eight	9-0
Trailing after eight	0-16
Tied after eight	2-0
Out-hit opponents	8-1
Out-hit by opponents	2-18
Matching hits	1-1
On Friday	3-6
On Saturday	2-4
On Sunday	1-7
On Tuesday	2-2
On Wednesday	3-1
In February	3-5
In March	4-14
In April	4-1
Last 5 games	4-1
Last 10 games	6-4

MISSOURI STATE BASEBALL

Game 32 | MISSOURI STATE BEARS (11-20) at KANSAS JAYHAWKS (16-15) | April 9 | Lawrence, Kan. | Hoglund Ballpark (2,500) | KBFL 1060 AM/96.9 FM | ESPN+

RETIRED NUMBERS



Bill Rowe

On Saturday, May 8, 2004, former head baseball coach and director of athletics **Bill Rowe** became the first person in the 48-year history of the MSU baseball program to have his number retired.

Rowe guided the baseball Bears as head coach for 19 years from the start of the program in 1964 through its final season in NCAA Division II in 1982. He led the Bears to a 394-230-1 record and four Division II College World Series appearances. Under Rowe, the Bears finished as national runners-up in 1969 and finished third nationally in 1970 (just the sixth and seventh years of the program). As athletic director, Rowe guided the Bears from

Division II to Division I and saw the Bears change leagues from the MIAA and Mid-Continent Conferences to a current membership in the Missouri Valley Conference.

The retirement ceremony for Rowe's jersey was held prior to the Bears' doubleheader against Illinois State.

The indoor practice facility at Hammons Field also bears Rowe's name as of January 30, 2010.



Ryan Howard

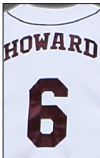
On Dec. 18, 2010, Missouri State retired the No. 6 jersey of former Bear and 2006 National League Most Valuable Player **Ryan Howard** at JQH Arena.

A St. Louis native who played at Missouri State from 1999-2001, Howard finished his collegiate career with 50 home runs, 183 RBIs and a .335 career average in 172 games. He was the 1999 Missouri Valley Conference Freshman of the Year and MSU's A.E. "Ted" Willis Most Valuable Player in 2000.

Since being drafted by Philadelphia in the fifth round of the 2001 draft, Howard has enjoyed a standout professional career. His long list of accomplishments as a member of

the Phillies includes 2005 National League Rookie of the Year, 2006 NL MVP, 2006 Home Run Derby champion, 2008 World Series champion, 2009 NLCS MVP and three All-Star selections.

Howard debuted with the Phillies in 2004, accumulating a career batting average of .258 with 382 homers and 1,194 RBIs in 1,572 MLB games over 13 seasons.



BEARS IN THE BIGS

- Scott Bailes
- Mark Bailey
- Buddy Baumann
- Scott Carroll
- Matt Cepicky
- Ross Detwiler
- Bart Evans
- Jeff Gray
- Matt Hall* (Detroit Tigers)
- Jason Hart
- Ryan Howard
- Pierce Johnson
- Mike Kickham
- Shaun Marcum
- Bill Mueller
- Matt Palmer
- John Rheinecker
- Brett Sinkbeil
- Luke Voit* (New York Yankees)
- Brad Ziegler

*Active on MLB roster

2019 SERIES BREAKDOWN

Series	W-L	Hitting						Pitching		BAA
		Avg.	R	2B	HR	SB	FLD%	ERA	SO/BB	
Nevada	0-1	.212	4	2	0	0	.971	16.00	6/5	.378
Utah	1-0	.364	6	3	0	1	.947	2.00	10/4	.235
Texas State	0-1	.069	0	0	0	0	.971	9.00	4/8	.290
Cal State Fullerton	0-1	.167	0	0	0	1	.925	6.00	8/5	.324
San Diego	0-1	.206	4	2	0	0	.970	12.38	2/11	.333
Fresno State	0-1	.188	2	0	0	0	.944	3.38	8/1	.281
Central Arkansas	2-0	.380	24	4	2	4	.945	4.00	20/6	.219
UC Irvine	0-2	.103	3	0	1	1	.962	3.00	15/5	.203
Arkansas State	0-3	.175	10	1	3	0	.980	13.12	24/23	.384
Oklahoma State	0-1	.226	2	0	0	0	.971	12.38	5/6	.414
Oral Roberts	1-0	.235	11	3	1	3	1.000	2.00	7/6	.172
Oklahoma	1-2	.178	14	5	1	3	.957	7.41	31/26	.338
UC Santa Barbara	0-3	.169	7	6	2	0	.889	5.16	20/10	.284
Arkansas	0-1	.219	2	0	0	0	.971	7.00	10/6	.286
Kansas	0-1	.257	5	1	2	0	.972	8.00	13/3	.176
Indiana State	2-1	.196	7	5	1	3	.959	4.80	25/16	.248
Southeast Missouri	1-0	.324	8	3	3	1	.939	2.00	11/1	.094
Murray State	1-0	.366	15	0	4	2	.974	8.00	12/5	.314
Southern Illinois	2-1	.318	25	4	6	6	.961	3.81	30/11	.237
Illinois State										
Missouri										
New Orleans										
Bradley										
Wichita State										
DBU										
Evansville										
Valparaiso										

SINGLE-GAME HIGHS

Batting	Individual	Team
At Bats	6, (5 times)	44 vs. Central Arkansas (2/27)
Runs	4, Ben Whetstone at Murray State (4/3)	15 vs. Central Arkansas (2/27)
		15 at Murray State (4/3)
Hits	3, (11 times)	19 vs. Central Arkansas (2/27)
Doubles	1, (39 times)	3 (5 times)
Triples	1, (5 times)	2 vs. Central Arkansas (2/27)
Home Runs	3, Joey Polak at Southern Illinois (4/5)	5 at Southern Illinois (4/5)
Runs Batted In	5, Mason Hull at Murray State (4/3)	14 at Murray State (4/3)
	5, Joey Polak at Southern Illinois (4/5)	
Total Bases	12, Joey Polak at Southern Illinois (4/5)	29 at Southern Illinois (4/5)
Stolen Bases	3, Logan Geha at Southern Illinois (4/5)	5 at Southern Illinois (4/5)
Walks	4, Drew Millas at Oklahoma (3/15)	12 at Oral Roberts (3/13)
	4, Jack Duffy at Murray State (4/3)	12 at Murray State (4/3)
Strikeouts	4, (5 times)	17 at Oklahoma (3/17)
Fielding	Individual	Team
Putouts	16, Ben Whetstone vs. Indiana State (3/31)	36 vs. Indiana State (3/31)
Assists	6, John Privitera at Oral Roberts (3/13)	14 at Oral Roberts (3/13)
Errors	2, (8 times)	7 at UCSB (3/24)
Double Plays	3, Ben Whetstone at Oral Roberts (3/13)	3 at Oral Roberts (3/13)
	3, John Privitera at Oral Roberts (3/13)	
	3, Sam Faith at Oral Roberts (3/13)	
Pitching	Individual	Team
Innings Pitched	9.0, Forrest Barnes at Southeast Missouri (4/2)	12.0 vs. Indiana State (3/31)
Runs Allowed	7, Forrest Barnes at Oklahoma State (3/12)	16 vs. Nevada (2/15)
	7, Ben Cruikshank vs. Indiana State (3/31)	16 at Arkansas State (3/10)
Earned Runs Allowed	7, Ben Cruikshank vs. Indiana State (3/31)	16 vs. Nevada (2/15)
Hits Allowed	9, Logan Wiley vs. Fresno State (2/24)	15 at Arkansas State (2 times)
Walks	5, (4 times)	14 at Oklahoma (3/15)
Strikeouts	11, Logan Thomazin vs. Central Arkansas (2/27)	13 vs. Central Arkansas (2/27)
	11, Forrest Barnes at Southeast Missouri (4/2)	13 vs. Kansas (3/27)
	11, Jake Lochner at Southern Illinois (4/5)	13 vs. Indiana State (3/31)

MISSOURI STATE BASEBALL

Game 32 | MISSOURI STATE BEARS (11-20) at KANSAS JAYHAWKS (16-15) | April 9 | Lawrence, Kan. | Hoglund Ballpark (2,500) | KBFL 1060 AM/96.9 FM | ESPN+

SEASON RESULTS

Date	MSU Totals	Opponent	Opp. Totals	W/L	Record	Winner	Loser	Save	Highlights
2/15	4-7-1	vs. Nevada ^A	16-12-0	L	0-1	Anderson (1-0)	WILEY (0-1)	--	UNR scores in 8 of 9 inn.; Geha 2-3, 2B, BB
2/16	6-12-1	vs. Utah ^A	2-8-1	W	1-1	SCHWAB (1-0)	Pierce (0-1)	--	Schwab 4.1 IP, 3 H, 0 R, 6 K's; Privitera 3-3, 3 R, SB
2/17	0-2-1	at Texas State ^A	10-9-0	L	1-2	Reich (1-0)	MOORE (0-1)	--	Bears blanked on 2 H; Thomazin 3.1 IP, 2 H, 1 ER, 2 K's
2/22	0-5-3	vs. Cal State Fullerton [@]	7-11-0	L	1-3	Bibee (2-0)	SCHWAB (1-1)	--	Bibee 7.0 SHO IP, 8 K's; Thomazin 2.2 IP, 5 K's
2/23	4-7-1	at San Diego [@]	14-10-0	L	1-4	Hendrickson (2-0)	JUENGER (0-1)	--	USD scores 8 runs in first 3 inn.; Ricketts 2-3, 6 RBIs
2/24	2-6-2	vs. Fresno State [@]	3-9-0	L	1-5	Moore (1-0)	WILEY (0-2)	Arias (2)	3-run 4th lifts Fresno; Sechler 2.0 IP, 4 K's; Millas 2-3, 3B, RBI
2/26	9-11-2	Central Arkansas	7-11-3	W	2-5	WITHERSPOON (1-0)	Smith (0-1)	SECHLER (1)	6-run 6th for MSU; Herron 2-4, HR (1), 2 RBI; Privitera 3-5
2/27	15-19-2	Central Arkansas	3-3-3	W	3-5	THOMAZIN (1-0)	Stone (0-1)	--	Thomazin 7.0 IP, 1 H, 0 ER, 11 K's; Geha career-high 3 H
3/1	2-2-1	UC Irvine-1	3-5-0	L	3-6	Pallante (1-1)	SCHWAB (1-2)	Rashi (3)	Schwab 6.0 IP, 5 H, 3 ER, 5 K's; Zimmerman 2-run HR (1)
3/1	1-4-2	UC Irvine-2	4-8-1	L	3-7	Bocko (3-0)	SECHLER (0-1)	--	UCI bullpen 5.1 hitless inn.; 10 K's; Lewis 3-run HR in 11th
3/8	2-2-1	at Arkansas State	14-15-3	L	3-8	Jackson (1-1)	SCHWAB (1-3)	--	Jackson 6.0 IP, 2 H, 0 ER; Jablonski 2-4, 4 RBIs
3/9	4-8-1	at Arkansas State	16-15-0	L	3-9	Coates (3-0)	WILEY (0-3)	--	ASU batters MSU for 15 hits; Felix 2-3, 4 RBIs; Coates 6.0 IP, 7 K's
3/10	4-7-0	at Arkansas State	6-8-0	L	3-10	Alberius (2-1)	THOMAZIN (1-1)	K. Stone (5)	Clayton 2-3, HR (1); Sechler 2.2 IP, 1 ER, 3 K's
3/12	2-7-1	at Oklahoma State	13-12-1	L	3-11	Standlee (2-0)	BARNES (0-1)	--	Polak 3-4, RBI; Witherspoon 4.0 IP, 1 H, 1 ER
3/13	11-8-0	at Oral Roberts	2-5-0	W	4-11	LOCHNER (1-0)	Odum (0-2)	--	Faith 2-5, 3 RBIs; Lochner 3.2 IP, 1 H, 0 ER, 3 K's
3/15	11-9-0	at Oklahoma	8-13-3	W	5-11	SECHLER (1-1)	Olds (0-1)	--	Bears rally from 8-0 deficit; Geha grand slam; Sechler 3.0 SHO IP
3/16	2-5-3	at Oklahoma	11-13-0	L	5-12	Wiles (4-0)	THOMAZIN (1-2)	--	Wiles 7.0 IP, 4 H, 2 ER, 9 K's; Cavalli 3-run HR
3/17	1-4-0	at Oklahoma	6-11-0	L	5-13	Prater (4-1)	WILEY (0-4)	--	Prater 7.0 IP, 1 H, 1 ER, 15 K's; OU pitching fans 17 Bears
3/22	3-6-2	at UC Santa Barbara	7-10-0	L	5-14	Brecht (4-0)	THOMAZIN (1-3)	McGreevy (4)	Brecht, McGreevy combine to strike out 16 Bears
3/23	3-6-2	at UC Santa Barbara	5-6-1	L	5-15	Dashwood (4-0)	SECHLER (1-2)	Lincoln (5)	UCSB scores three times in 6th and 7th inn. to break 2-2 tie
3/24	1-3-7	at UC Santa Barbara	11-9-0	L	5-16	Boone (2-0)	WILEY (0-5)	--	Gauchos score nine unearned runs on seven MSU errors
3/26	2-7-1	Arkansas	8-10-1	L	5-17	Vermillion (3-0)	JUENGER (0-2)	--	Razorbacks post twin three-run rallies to overcome 2-0 deficit
3/27	5-9-1	Kansas	9-6-1	L	5-18	Washilewski (2-0)	BARNES (0-2)	--	Groshans HR, 6 RBIs to help KU build 7-0 lead
3/29	6-12-3	Indiana State ^A	5-11-2	W	6-18	SECHLER (2-2)	Grauer (1-2)	--	Whetstone 2-4, 2 RBIs; Sechler 3.2, 3 H, 0 ER, 5 K's
3/30	1-4-2	Indiana State ^A	9-7-1	W	7-18	JUENGER (1-2)	Guerrero (1-1)	--	Ramos walk-off, bases-loaded walk in 12th; Wiley 7.1 SHO IP, 6 K's
3/31	0-4-0	Indiana State ^A	12-10-1	L	7-19	Whitbread (5-0)	CRUIKSHANK (0-1)	--	Whitbread 7.0 IP (CG), 4 H, 0 ER, 10 K's; Huntley 3-4
4/2	8-12-2	at Southeast Missouri	2-3-2	W	8-19	BARNES (1-2)	Cisneros (1-1)	--	Barnes 9.0 IP (CG), 3 H, 2 ER, 1 BB, 11 K's; Kotowski 2 HR's
4/3	15-15-1	at Murray State	10-11-2	W	9-19	JUENGER (2-2)	Carvell (0-2)	SECHLER (2)	Hull 2 HR, 5 RBIs; Whetstone 1-2, HR, 4 R; Privitera 3-5, 2 RBIs
4/5	10-14-2	at Southern Illinois ^A	5-5-2	W	10-19	LOCHNER (2-0)	Grace (0-1)	--	Lochner 8.0 IP, 11 K's; Polak 3 HR's, 5 RBIs; Kotowski 2 HR's
4/6	13-14-1	at Southern Illinois ^A	4-8-1	W	11-19	WILEY (1-5)	Givens (3-3)	SECHLER (3)	Polak 2-4, 2 RBIs; Hull 2-3, go-ahead HR, 3 RBIs
4/7	2-7-1	at Southern Illinois ^A	4-10-0	L	11-20	Begner (3-3)	CRUIKSHANK (0-2)	McDaniel (9)	Schwab 5.2 IP, 3 H, 0 R, 8 K's in relief
4/9		at Kansas							
4/12		at Illinois State ^A							
4/13		at Illinois State ^A							
4/14		at Illinois State ^A							
4/16		Missouri							
4/18		New Orleans							
4/19		New Orleans							
4/20		New Orleans							
4/23		at Missouri							
4/26		Bradley ^A							
4/27		Bradley ^A							
4/28		Bradley ^A							
4/30		at Wichita State							
5/2		DBU ^A							
5/3		DBU ^A							
5/4		DBU ^A							
5/7		Wichita State							
5/10		at Evansville ^A							
5/11		at Evansville ^A							
5/12		at Evansville ^A							
5/16		Valparaiso ^A							
5/17		Valparaiso ^A							
5/18		Valparaiso ^A							

* Missouri Valley Conference game; ^A at Texas State Tournament (San Marcos, Texas); [@] at Tony Gwynn Legacy (San Diego, Calif.)

Record Breakdown: 11-20 overall, 4-2 MVC; 7-18 non-conference; 6-12 away; 4-5 home; 1-3 neutral; 3-5 February; 4-14 March; 4-1 April; 7-15 day games; 4-5 night games; longest winning streak - 4; longest losing streak - 7

MISSOURI STATE BASEBALL

Game 32 | MISSOURI STATE BEARS (11-20) at KANSAS JAYHAWKS (16-15) | April 9 | Lawrence, Kan. | Hoglund Ballpark (2,500) | KBFL 1060 AM/96.9 FM | ESPN+

OVERALL BATTING-FIELDING STATISTICS

Record: 11-20 Home: 4-5 Away: 6-12 Neutral: 1-3 MVC: 4-2

Player	avg	gp-gs	ab	r	h	2b	3b	hr	rbi	tb	slg%	bb	hp	so	gdp	ob%	sf	sh	sb-att	po	a	e	fld%	
Privitera,John	.261	31-31	119	15	31	6	1	0	11	39	.328	11	2	29	0	.333	0	2	6-8	45	57	5	.953	
Millas,Drew	.248	26-26	101	12	25	7	2	2	15	42	.416	16	2	34	2	.355	2	0	0-0	152	9	4	.976	
Polak,Joey	.237	31-31	114	17	27	4	0	5	16	46	.404	11	2	43	1	.313	1	0	0-0	13	44	8	.877	
Duffy,Jack	.237	30-29	93	12	22	4	0	0	6	26	.280	15	2	15	1	.351	1	3	2-4	71	1	3	.960	
Whetstone,Ben	.229	31-31	109	14	25	5	0	1	10	33	.303	16	7	24	3	.361	1	0	0-2	221	14	1	.996	
Clayton,Collin	.212	27-20	66	15	14	1	2	1	4	22	.333	8	2	14	3	.316	0	1	1-1	51	0	0	1.000	
Hull,Mason	.195	26-25	77	10	15	5	0	3	15	29	.377	3	1	25	0	.235	0	2	0-1	41	53	9	.913	
Geha,Logan	.194	31-30	108	15	21	2	0	5	18	38	.352	16	7	40	1	.336	0	4	10-10	142	20	6	.964	

Kotowski,Dakota	.345	22-16	58	13	20	1	0	7	9	42	.724	5	2	24	1	.415	0	0	0-0	22	1	2	.920	
Faith,Sam	.250	23-8	48	5	12	2	0	0	4	14	.292	2	3	18	0	.321	0	1	1-1	9	17	2	.929	
Herron,Anthony	.232	21-14	56	9	13	1	0	2	11	20	.357	5	1	18	1	.302	1	0	4-5	0	0	0	.000	
Ramos,Javier	.222	7-1	9	2	2	0	0	1	5	5	.556	1	0	5	0	.300	0	0	0-0	0	1	1	.500	
Zimmerman,Brooks	.196	18-12	46	6	9	1	0	1	5	13	.283	4	1	20	1	.269	1	1	0-0	14	0	0	1.000	
Fitzpatrick,Jordan	.100	20-5	30	4	3	0	0	0	2	3	.100	6	0	11	0	.250	0	0	0-0	12	0	1	.923	
Juenger,Hayden	.000	1-0	1	0	0	0	0	0	0	0	.000	0	0	1	0	.000	0	0	0-0	0	4	0	1.000	
Totals	.231	31	1035	149	239	39	5	28	131	372	.359	119	32	321	14	.327	7	14	24-32	803	259	47	.958	
Opponents	.279	31	1025	227	286	52	14	23	207	435	.424	153	61	253	20	.397	22	23	44-57	830	240	28	.975	

LOB - Team (228), Opp (254). DPs turned - Team (25), Opp (16).

OVERALL PITCHING STATISTICS

(All games Sorted by Earned run avg)

Player	era	w-l	app	gs	cg	sho	sv	ip	h	r	er	bb	so	2b	3b	hr	b/avg	wp	hp	bk	sfa	sha
Sechler,Connor	1.99	2-2	13	0	0	0/1	3	31.2	19	8	7	16	39	1	0	1	.178	1	4	0	3	2
Wiley,Logan	4.68	1-5	8	8	0	0/1	0	42.1	51	27	22	8	35	11	3	4	.295	0	8	0	2	4

Juenger,Hayden	4.67	2-2	11	2	0	0/1	0	27.0	27	17	14	16	26	2	3	1	.265	0	3	1	2	1
Lochner,Jake	5.04	2-0	10	3	0	0/0	0	30.1	26	20	17	12	24	5	3	3	.236	3	6	0	0	3
Barnes,Forrest	5.14	1-2	5	4	1	0/0	0	21.0	16	15	12	9	21	4	0	4	.211	1	5	0	0	1
Thomazin,Logan	7.18	1-3	10	4	0	0/0	0	26.1	26	23	21	13	30	5	1	3	.271	4	13	0	4	2
Schwab,Davis	7.36	1-3	11	4	0	0/1	0	29.1	39	26	24	18	31	10	2	1	.325	5	4	2	1	4
Witherspoon,Nate	7.62	1-0	10	0	0	0/0	0	13.0	17	16	11	5	11	3	1	1	.333	2	6	0	5	0
Schmidt,Nick	7.62	0-0	10	1	0	0/0	0	13.0	14	12	11	11	10	2	0	2	.286	2	5	0	2	0
Cruikshank,Ben	10.59	0-2	8	4	0	0/0	0	17.0	20	23	20	21	13	2	0	1	.313	1	2	0	1	4
Carson,Peyton	15.88	0-0	4	0	0	0/0	0	5.2	10	10	10	2	2	2	1	2	.417	0	2	0	1	1
Gibbs,Zach	18.00	0-0	6	0	0	0/0	0	4.0	5	11	8	8	6	1	0	0	.313	3	1	0	0	1
Moore,Alex	19.29	0-1	3	1	0	0/0	0	4.2	14	10	10	4	1	3	0	0	.519	0	0	0	1	0
Ramos,Javier	27.00	0-0	5	0	0	0/0	0	2.1	2	9	7	10	4	1	0	0	.200	1	2	0	0	0
Totals	6.52	11-20	31	31	1	1/1	3	267.2	286	227	194	153	253	52	14	23	.279	23	61	3	22	23
Opponents	3.97	20-11	31	31	1	3/2	6	276.2	239	149	122	119	321	39	5	28	.231	25	32	5	7	14

PB - Team (1), Geha,L. 1, Opp (9). Pickoffs - Team (9), Thomazin,L. 2, Geha,L. 2, Schwab,D. 2, Wiley,L. 2, Juenger,H. 1, Opp (3).

MISSOURI STATE BASEBALL

Game 32 | MISSOURI STATE BEARS (11-20) at KANSAS JAYHAWKS (16-15) | April 9 | Lawrence, Kan. | Hoglund Ballpark (2,500) | KBFL 1060 AM/96.9 FM | ESPN+

MVC BATTING-FIELDING STATISTICS

Record: 4-2 Home: 2-1 Away: 2-1 MVC: 4-2

Player	avg	gp-gs	ab	r	h	2b	3b	hr	rbi	tb	slg%	bb	hp	so	gdp	ob%	sf	sh	sb-att	po	a	e	fld%	
Kotowski,Dakota	.421	6-6	19	5	8	1	0	3	4	18	.947	4	0	4	1	.522	0	0	0-0	7	0	0	1.000	
Duffy,Jack	.391	6-6	23	3	9	2	0	0	0	11	.478	1	1	4	0	.440	0	2	0-0	11	0	1	.917	
Polak,Joey	.381	6-6	21	4	8	0	0	3	8	17	.810	5	0	7	0	.500	0	0	0-0	2	8	4	.714	
Whetstone,Ben	.292	6-6	24	3	7	2	0	0	3	9	.375	2	1	7	2	.370	0	0	0-0	49	5	0	1.000	
Privitera,John	.250	6-6	24	5	6	1	0	0	3	7	.292	2	0	6	0	.308	0	1	2-2	9	10	0	1.000	
Hull,Mason	.250	6-6	20	2	5	1	0	1	3	9	.450	2	0	5	0	.318	0	0	0-0	10	15	1	.962	
Millas,Drew	.174	6-6	23	4	4	2	0	0	4	6	.261	4	1	7	0	.310	1	0	0-0	40	1	2	.953	
Geha,Logan	.136	6-6	22	2	3	0	0	0	0	3	.136	3	2	7	0	.296	0	2	5-5	27	2	0	1.000	

Clayton,Collin	.286	4-1	7	3	2	0	1	0	1	4	.571	2	0	2	0	.444	0	0	0-0	5	0	0	1.000	
Herron,Anthony	.273	4-3	11	1	3	0	0	0	0	3	.273	1	1	3	0	.385	0	0	2-3	0	0	0	.000	
Fitzpatrick,Jordan	.000	4-1	8	0	0	0	0	0	0	0	.000	0	0	4	0	.000	0	0	0-0	5	0	0	1.000	
Ramos,Javier	.000	2-1	4	0	0	0	0	0	1	0	.000	1	0	2	0	.200	0	0	0-0	0	0	1	.000	
Zimmerman,Brooks	.000	3-0	3	0	0	0	0	0	0	0	.000	0	0	2	0	.000	0	1	0-0	0	0	0	.000	
Faith,Sam	.000	3-0	2	0	0	0	0	0	0	0	.000	0	0	1	0	.000	0	0	0-0	0	0	0	.000	
Juenger,Hayden	.000	1-0	1	0	0	0	0	0	0	0	.000	0	0	1	0	.000	0	0	0-0	0	2	0	1.000	
Totals	.259	6	212	32	55	9	1	7	27	87	.410	27	6	62	3	.358	1	6	9-10	168	48	9	.960	
Opponents	.243	6	210	30	51	7	2	1	27	65	.310	27	5	55	5	.342	1	3	9-10	167	48	7	.968	

LOB - Team (53), Opp (48). DPs turned - Team (6), Opp (5).

MVC PITCHING STATISTICS

(MVC games only Sorted by Earned run avg)

Player	era	w-l	app	gs	cg	sho	sv	ip	h	r	er	bb	so	2b	3b	hr	b/avg	wp	hp	bk	sfa	sha
Sechler,Connor	0.00	1-0	3	0	0	0/1	1	10.0	4	0	0	4	13	0	0	0	.121	0	0	0	0	0
Schwab,Davis	0.00	0-0	2	0	0	0/1	0	6.1	4	0	0	2	8	1	0	0	.174	0	1	0	0	0
Wiley,Logan	2.13	1-0	2	2	0	0/1	0	12.2	13	4	3	2	12	2	0	1	.260	0	0	0	0	1
Lochner,Jake	5.54	1-0	2	2	0	0/0	0	13.0	11	10	8	5	13	1	2	0	.220	2	2	0	0	1

Juenger,Hayden	0.00	1-0	4	0	0	0/1	0	5.1	2	0	0	3	4	1	0	0	.118	0	0	0	0	0
Schmidt,Nick	0.00	0-0	1	0	0	0/0	0	2.0	1	0	0	0	1	0	0	0	.143	0	0	0	0	0
Thomazin,Logan	5.40	0-0	2	0	0	0/0	0	1.2	2	1	1	2	1	1	0	0	.400	1	1	0	0	0
Gibbs,Zach	18.00	0-0	1	0	0	0/0	0	1.0	2	2	2	2	1	0	0	0	.400	1	0	0	0	0
Cruikshank,Ben	27.00	0-2	2	2	0	0/0	0	3.1	9	10	10	5	2	0	0	0	.600	0	1	0	1	1
Witherspoon,Nate	40.50	0-0	1	0	0	0/0	0	0.2	3	3	3	2	0	1	0	0	.600	0	0	0	0	0
Totals	4.34	4-2	6	6	0	1/1	1	56.0	51	30	27	27	55	7	2	1	.243	4	5	0	1	3
Opponents	4.37	2-4	6	6	1	1/0	1	55.2	55	32	27	27	62	9	1	7	.259	8	6	0	1	6

PB - Team (0), Opp (4). Pickoffs - Team (3), Wiley,L. 2, Juenger,H. 1.

MISSOURI STATE BASEBALL

Game 32 | MISSOURI STATE BEARS (11-20) at KANSAS JAYHAWKS (16-15) | April 9 | Lawrence, Kan. | Hoglund Ballpark (2,500) | KBFL 1060 AM/96.9 FM | ESPN+

HOME BATTING-FIELDING STATISTICS

Record: 4-5 Home: 4-5 Away: 0-0 : 2-1

Player	avg	gp-gs	ab	r	h	2b	3b	hr	rbi	tb	slg%	bb	hp	so	gdp	ob%	sf	sh	sb-att	po	a	e	fld%	
Kotowski,Dakota	.429	6-5	21	2	9	1	0	1	1	13	.619	0	1	7	1	.455	0	0	0-0	5	0	0	1.000	
Herron,Anthony	.333	7-5	18	4	6	0	0	1	4	9	.500	2	0	5	0	.400	0	0	1-1	0	0	0	.000	
Privitera,John	.290	9-9	31	4	9	0	1	0	2	11	.355	3	0	8	0	.353	0	1	2-2	12	18	0	1.000	
Whetstone,Ben	.270	9-9	37	2	10	3	0	0	4	13	.351	2	0	7	1	.308	0	0	0-1	71	8	1	.988	
Geha,Logan	.267	9-9	30	5	8	0	0	1	4	11	.367	4	4	9	0	.421	0	3	4-4	50	7	1	.983	
Duffy,Jack	.258	9-9	31	5	8	2	0	0	0	10	.323	0	1	6	0	.281	0	2	1-2	19	0	0	1.000	
Polak,Joey	.207	9-9	29	5	6	1	0	1	3	10	.345	5	1	11	1	.343	0	0	0-0	5	8	3	.813	
Millas,Drew	.200	5-5	20	1	4	1	0	0	1	5	.250	3	1	6	1	.333	0	0	0-0	40	2	1	.977	
Clayton,Collin	.111	8-6	18	2	2	0	1	0	1	4	.222	1	0	6	1	.158	0	0	0-0	18	0	0	1.000	
Hull,Mason	.107	9-9	28	3	3	2	0	0	3	5	.179	0	1	10	0	.138	0	1	0-0	20	19	6	.867	

Faith,Sam	.333	6-0	6	2	2	0	0	0	0	2	.333	0	0	2	0	.333	0	0	0-0	0	0	0	.000	
Ramos,Javier	.286	4-1	7	2	2	0	0	1	5	5	.714	1	0	3	0	.375	0	0	0-0	0	1	1	.500	
Zimmerman,Brooks	.176	7-4	17	4	3	0	0	1	3	6	.353	2	0	8	1	.250	1	1	0-0	4	0	0	1.000	
Fitzpatrick,Jordan	.083	5-1	12	0	1	0	0	0	1	1	.083	0	0	6	0	.083	0	0	0-0	4	0	0	1.000	
Juenger,Hayden	.000	1-0	1	0	0	0	0	0	0	0	.000	0	0	1	0	.000	0	0	0-0	0	2	0	1.000	
Totals	.239	9	306	41	73	10	2	6	32	105	.343	23	9	95	6	.310	1	8	8-10	252	79	14	.959	
Opponents	.229	9	310	51	71	12	1	3	49	94	.303	36	20	83	4	.343	4	9	8-11	242	72	12	.963	

LOB - Team (64), Opp (76). DPs turned - Team (5), Opp (7).

HOME PITCHING STATISTICS

(Home games Sorted by Earned run avg)

Player	era	w-l	app	gs	cg	sho	sv	ip	h	r	er	bb	so	2b	3b	hr	b/avg	wp	hp	bk	sfa	sha		
Wiley,Logan	0.00	0-0	2	2	0	0/1	0	13.0	8	1	0	0	13	0	0	0	.174	0	0	0	0	2		
Sechler,Connor	2.63	1-1	5	0	0	0/1	1	13.2	11	4	4	4	15	1	0	1	.212	0	2	0	0	0		
Thomazin,Logan	3.00	1-0	3	1	0	0/0	0	9.0	2	4	3	6	14	1	0	0	.074	0	4	0	1	1		

Ramos,Javier	0.00	0-0	1	0	0	0/0	0	0.1	0	0	0	0	0	0	0	0	.000	0	0	0	0	0		
Schmidt,Nick	4.50	0-0	3	0	0	0/0	0	4.0	3	2	2	2	3	0	0	0	.214	0	1	0	1	0		
Lochner,Jake	5.14	0-0	3	1	0	0/0	0	7.0	7	5	4	3	2	0	1	0	.259	1	2	0	0	1		
Barnes,Forrest	5.40	0-1	2	2	0	0/0	0	8.1	6	6	5	2	7	2	0	1	.207	0	4	0	0	1		
Juenger,Hayden	5.79	1-1	3	0	0	0/1	0	4.2	5	3	3	4	3	1	0	0	.294	0	0	0	0	0		
Schwab,Davis	7.04	0-1	4	1	0	0/1	0	7.2	8	6	6	5	9	4	0	0	.258	2	3	1	0	2		
Cruikshank,Ben	8.59	0-1	2	2	0	0/0	0	7.1	6	7	7	6	7	0	0	0	.240	0	1	0	1	2		
Witherspoon,Nate	10.80	1-0	4	0	0	0/0	0	6.2	11	10	8	2	7	2	0	1	.367	0	3	0	1	0		
Gibbs,Zach	11.57	0-0	2	0	0	0/0	0	2.1	4	3	3	2	3	1	0	0	.364	2	0	0	0	0		
Totals	4.82	4-5	9	9	0	1/1	1	84.0	71	51	45	36	83	12	1	3	.229	5	20	1	4	9		
Opponents	3.12	5-4	9	9	1	1/0	1	80.2	73	41	28	23	95	10	2	6	.239	6	9	1	1	8		

PB - Team (0), Opp (3). Pickoffs - Team (4), Thomazin,L. 1, Juenger,H. 1, Wiley,L. 1, Schwab,D. 1, Opp (1).

MISSOURI STATE BASEBALL

Game 32 | MISSOURI STATE BEARS (11-20) at KANSAS JAYHAWKS (16-15) | April 9 | Lawrence, Kan. | Hoglund Ballpark (2,500) | KBFL 1060 AM/96.9 FM | ESPN+

ROAD BATTING-FIELDING STATISTICS

Record: 6-12 Home: 0-0 Away: 6-12 MVC: 2-1

Player	avg	gp-gs	ab	r	h	2b	3b	hr	rbi	tb	slg%	bb	hp	so	gdp	ob%	sf	sh	sb-att	po	a	e	fld%	
Kotowski,Dakota	.297	16-11	37	11	11	0	0	6	8	29	.784	5	1	17	0	.395	0	0	0-0	17	1	2	.900	
Polak,Joey	.271	18-18	70	11	19	3	0	4	12	34	.486	5	1	22	0	.325	1	0	0-0	6	33	4	.907	
Millas,Drew	.269	17-17	67	9	18	5	1	2	11	31	.463	11	1	25	1	.375	1	0	0-0	89	6	3	.969	
Faith,Sam	.243	15-7	37	3	9	2	0	0	4	11	.297	2	2	15	0	.317	0	1	1-1	9	17	2	.929	
Whetstone,Ben	.241	18-18	58	11	14	2	0	1	5	19	.328	11	7	14	2	.421	0	0	0-0	117	5	0	1.000	
Duffy,Jack	.240	17-16	50	6	12	2	0	0	5	14	.280	12	1	8	1	.391	1	1	1-2	42	0	3	.933	
Privitera,John	.203	18-18	74	7	15	4	0	0	8	19	.257	6	0	18	0	.263	0	1	3-4	29	27	2	.966	
Geha,Logan	.136	18-17	66	9	9	1	0	4	13	22	.333	10	2	26	1	.269	0	1	5-5	78	12	5	.947	

Hull,Mason	.286	13-12	35	6	10	2	0	3	12	21	.600	3	0	10	0	.342	0	1	0-0	14	24	1	.974	
Clayton,Collin	.250	15-10	32	12	8	1	1	1	3	14	.438	7	2	5	1	.415	0	0	1-1	22	0	0	1.000	
Herron,Anthony	.212	12-8	33	5	7	1	0	1	7	11	.333	3	1	11	1	.289	1	0	3-4	0	0	0	.000	
Fitzpatrick,Jordan	.111	14-4	18	4	2	0	0	0	0	2	.111	5	0	5	0	.304	0	0	0-0	8	0	1	.889	
Zimmerman,Brooks	.091	8-6	22	2	2	1	0	0	1	3	.136	1	1	12	0	.167	0	0	0-0	9	0	0	1.000	
Ramos,Javier	.000	3-0	2	0	0	0	0	0	0	0	.000	0	0	2	0	.000	0	0	0-0	0	0	0	.000	
Totals	.226	18	601	96	136	24	2	22	89	230	.383	81	19	190	7	.335	4	5	14-17	446	145	26	.958	
Opponents	.299	18	578	148	173	37	10	15	133	275	.476	102	29	138	12	.420	15	12	31-40	480	136	15	.976	

LOB - Team (134), Opp (142). DPs turned - Team (16), Opp (8).

ROAD PITCHING STATISTICS

(Away games Sorted by Earned run avg)

Player	era	w-l	app	gs	cg	sho	sv	ip	h	r	er	bb	so	2b	3b	hr	b/avg	wp	hp	bk	sfa	sha
Juenger,Hayden	4.26	1-1	7	1	0	0/0	0	19.0	17	12	9	9	21	1	3	1	.243	0	3	0	2	1
Lochner,Jake	5.01	2-0	7	2	0	0/0	0	23.1	19	15	13	9	22	5	2	3	.229	2	4	0	0	2
Wiley,Logan	6.63	1-3	4	4	0	0/0	0	19.0	28	18	14	7	16	11	1	3	.333	0	5	0	1	1

Sechler,Connor	1.84	1-1	6	0	0	0/0	2	14.2	8	4	3	12	18	0	0	0	.178	1	1	0	3	2
Witherspoon,Nate	3.00	0-0	4	0	0	0/0	0	6.0	6	5	2	1	3	1	1	0	.300	2	3	0	4	0
Barnes,Forrest	5.25	1-1	2	2	1	0/0	0	12.0	9	9	7	6	14	2	0	3	.200	1	1	0	0	0
Cruikshank,Ben	8.68	0-1	5	2	0	0/0	0	9.1	14	12	9	12	5	2	0	1	.368	1	0	0	0	2
Schwab,Davis	9.69	0-1	5	2	0	0/0	0	13.0	21	15	14	11	13	5	2	0	.382	3	0	0	1	1
Thomazin,Logan	11.05	0-3	6	3	0	0/0	0	14.2	21	18	18	6	11	4	1	3	.350	4	8	0	2	1
Schmidt,Nick	11.81	0-0	5	1	0	0/0	0	5.1	7	8	7	8	6	1	0	0	.318	2	2	0	0	0
Carson,Peyton	13.50	0-0	3	0	0	0/0	0	4.2	7	7	7	2	2	2	0	1	.389	0	1	0	1	1
Moore,Alex	19.29	0-1	3	1	0	0/0	0	4.2	14	10	10	4	1	3	0	0	.519	0	0	0	1	0
Gibbs,Zach	27.00	0-0	4	0	0	0/0	0	1.2	1	8	5	6	3	0	0	0	.200	1	1	0	0	1
Ramos,Javier	33.75	0-0	3	0	0	0/0	0	1.1	1	7	5	9	3	0	0	0	.167	1	0	0	0	0
Totals	7.45	6-12	18	18	1	0/0	2	148.2	173	148	123	102	138	37	10	15	.299	18	29	0	15	12
Opponents	4.61	12-6	18	18	0	1/1	4	160.0	136	96	82	81	190	24	2	22	.226	16	19	3	4	5

PB - Team (1), Geha,L. 1, Opp (6). Pickoffs - Team (4), Geha,L. 2, Wiley,L. 1, Schwab,D. 1, Opp (1).

MISSOURI STATE BASEBALL

Game 32 | MISSOURI STATE BEARS (11-20) at KANSAS JAYHAWKS (16-15) | April 9 | Lawrence, Kan. | Hoglund Ballpark (2,500) | KBFL 1060 AM/96.9 FM | ESPN+

MSU GAME-BY-GAME BATTING

Date	Opponent	ab	r	h	rbi	2b	3b	hr	tb	bb	ibb	sb	cs	hbp	sac	sf	gdp	k	po	a	e	lob	avg
Feb 15	vs Nevada	33	4	7	3	2	0	0	9	6	0	0	0	2	0	0	0	10	27	6	1	10	.212
Feb 16	vs Utah	33	6	12	5	3	0	0	15	3	1	1	1	1	1	1	1	2	27	9	1	6	.288
Feb 17	at Texas State	29	0	2	0	0	0	0	2	0	0	0	0	0	0	0	0	8	24	10	1	2	.221
Feb 22	vs Cal State Fullerton	30	0	5	0	0	0	0	5	1	0	1	2	0	0	0	0	11	27	10	3	4	.208
Feb 23	at San Diego	34	4	7	3	2	0	0	9	5	0	0	0	2	0	0	0	12	24	8	1	10	.208
Feb 24	vs Fresno State	32	2	6	2	0	1	0	8	5	0	0	0	1	0	1	0	13	24	10	2	10	.204
Feb 26	CENTRAL ARKANSAS	35	9	11	7	2	0	1	16	5	0	1	1	0	0	0	2	6	27	6	2	7	.221
Feb 27	CENTRAL ARKANSAS	44	15	19	10	2	2	1	28	1	0	3	1	2	1	0	0	10	27	9	2	9	.256
Mar 01	UC IRVINE	23	2	2	2	0	0	1	5	1	0	1	0	1	0	0	0	8	21	9	1	2	.242
Mar 01	UC IRVINE	35	1	4	1	0	0	0	4	1	0	0	0	0	1	0	1	12	33	13	2	3	.229
Mar 08	at Arkansas State	31	2	2	2	1	0	0	3	3	0	0	0	1	0	0	1	7	24	6	1	6	.214
Mar 10	at Arkansas State	33	4	8	4	0	0	1	11	3	0	0	0	1	0	1	1	9	24	9	1	7	.217
Mar 10	at Arkansas State	33	4	7	4	0	0	2	13	3	0	0	0	0	1	0	0	9	24	10	0	6	.216
Mar 12	at Oklahoma State	31	2	7	2	0	0	0	7	5	0	0	1	1	0	0	2	11	24	10	1	8	.217
Mar 13	at Oral Roberts	34	11	8	10	3	0	1	14	12	0	3	0	1	0	1	0	8	27	14	0	10	.218
Mar 15	at Oklahoma	37	11	9	11	3	0	1	15	11	2	1	0	1	0	1	0	10	27	8	0	12	.220
Mar 16	at Oklahoma	32	2	5	2	1	0	1	9	2	0	1	0	0	0	0	0	12	24	5	3	5	.216
Mar 17	at Oklahoma	30	1	4	1	1	0	1	8	1	0	0	0	2	0	0	1	17	24	10	0	5	.212
Mar 22	at UC Santa Barbara	33	3	6	3	1	0	2	13	1	0	0	0	1	0	0	0	16	24	6	2	5	.211
Mar 23	at UC Santa Barbara	32	3	6	3	3	0	0	9	0	0	0	0	0	1	0	0	11	24	6	2	3	.209
Mar 24	at UC Santa Barbara	24	1	3	1	2	0	0	5	1	0	0	0	1	0	0	0	12	20	8	7	4	.206
Mar 26	ARKANSAS	32	2	8	1	0	0	0	8	3	0	0	0	2	1	0	1	10	27	7	1	9	.208
Mar 27	KANSAS	35	5	9	5	1	0	2	16	1	0	0	0	1	1	1	0	15	27	8	1	7	.211
*Mar 29	INDIANA STATE	40	6	12	5	2	0	1	17	3	0	2	0	2	2	0	1	8	33	8	3	10	.215
*Mar 31	INDIANA STATE	36	1	4	1	1	0	0	5	7	3	1	0	1	2	0	1	16	36	11	2	11	.211
*Mar 31	INDIANA STATE	26	0	4	0	2	0	0	6	1	0	0	0	0	0	0	0	10	21	8	0	6	.209
Apr 02	at Southeast Missouri	37	8	12	8	3	1	3	26	6	0	1	0	2	1	0	1	8	27	4	2	11	.214
Apr 03	at Murray St.	41	15	15	14	0	0	4	27	12	0	2	1	3	0	0	0	12	27	10	1	14	.221
*Apr 05	at Southern Illinois	40	10	14	9	0	0	5	29	5	0	5	0	1	0	1	0	12	27	6	2	10	.226
*Apr 06	at Southern Illinois	38	13	14	11	2	1	1	21	8	0	1	0	0	2	0	1	8	27	6	1	8	.231
*Apr 06	at Southern Illinois	32	2	7	1	2	0	0	9	3	0	0	1	2	0	0	0	8	24	9	1	8	.231
Totals		1035	149	239	131	39	5	28	372	119	6	24	8	32	14	7	14	321	803	259	47	228	.231

MISSOURI STATE BASEBALL

Game 32 | MISSOURI STATE BEARS (11-20) at KANSAS JAYHAWKS (16-15) | April 9 | Lawrence, Kan. | Hoglund Ballpark (2,500) | KBFL 1060 AM/96.9 FM | ESPN+

MSU GAME-BY-GAME PITCHING

Date	Opponent	ip	h	r	er	bb	so	2b	3b	hr	wp	bk	hbp	dp	ibb	score	w-l	sv	era
Feb 15	vs Nevada	9.0	14	16	16	5	6	2	3	4	0	0	8	1	0	4-16	0-1	0	16.00
Feb 16	vs Utah	9.0	8	2	2	4	10	1	0	0	0	2	2	1	0	6-2	1-1	0	9.00
Feb 17	at Texas State	8.0	9	10	8	8	4	2	0	0	2	0	2	0	0	0-10	1-2	0	9.00
Feb 22	vs Cal State Fullerton	9.0	11	7	6	5	8	0	0	1	0	0	2	2	0	0-7	1-3	0	8.23
Feb 23	at San Diego	8.0	10	14	11	11	2	2	2	0	1	0	1	2	0	4-14	1-4	0	9.00
Feb 24	vs Fresno State	8.0	9	3	3	1	8	0	0	0	0	0	0	0	1	2-3	1-5	0	8.12
Feb 26	CENTRAL ARKANSAS	9.0	11	7	6	1	7	4	0	0	0	0	5	0	0	9-7	2-5	1	7.80
Feb 27	CENTRAL ARKANSAS	9.0	3	3	2	5	13	0	0	0	0	0	3	0	0	15-3	3-5	1	7.04
Mar 01	UC IRVINE	7.0	5	3	3	4	7	4	0	0	1	1	1	0	0	2-3	3-6	1	6.75
Mar 01	UC IRVINE	11.0	8	4	3	1	8	0	0	1	0	0	2	1	0	1-4	3-7	1	6.21
Mar 08	at Arkansas State	8.0	15	14	14	10	8	2	2	1	1	0	2	2	0	2-14	3-8	1	7.01
Mar 10	at Arkansas State	8.0	15	16	15	9	9	6	1	2	0	0	2	0	0	4-16	3-9	1	7.78
Mar 10	at Arkansas State	8.0	8	6	6	4	7	0	0	1	0	0	4	0	0	4-6	3-10	1	7.70
Mar 12	at Oklahoma State	8.0	12	13	11	6	5	4	0	3	2	0	3	2	0	2-13	3-11	1	8.02
Mar 13	at Oral Roberts	9.0	5	2	2	6	7	1	0	1	1	0	0	3	0	11-2	4-11	1	7.59
Mar 15	at Oklahoma	9.0	13	8	8	14	10	2	0	0	3	0	0	1	0	11-8	5-11	1	7.62
Mar 16	at Oklahoma	8.0	13	11	8	5	9	0	2	1	1	0	3	0	0	2-11	5-12	1	7.70
Mar 17	at Oklahoma	8.0	11	6	6	2	4	3	0	1	1	0	4	0	0	1-6	5-13	1	7.65
Mar 22	at UC Santa Barbara	8.0	10	7	7	3	8	3	0	1	1	0	1	1	0	3-7	5-14	1	7.66
Mar 23	at UC Santa Barbara	8.0	6	5	4	3	8	1	0	2	0	0	2	0	0	3-5	5-15	1	7.51
Mar 24	at UC Santa Barbara	6.2	9	11	2	4	4	5	1	0	1	0	1	0	0	1-11	5-16	1	7.33
Mar 26	ARKANSAS	9.0	10	8	7	6	10	0	0	1	0	0	1	1	0	2-8	5-17	1	7.31
Mar 27	KANSAS	9.0	6	9	7	3	13	2	0	1	2	0	4	1	0	5-9	5-18	1	7.30
*Mar 29	INDIANA STATE	11.0	11	5	4	4	7	1	1	0	1	0	2	1	0	6-5	6-18	1	7.08
*Mar 31	INDIANA STATE	12.0	7	0	0	3	13	0	0	0	0	0	1	0	0	1-0	7-18	1	6.69
*Mar 31	INDIANA STATE	7.0	10	12	12	9	5	1	0	0	1	0	1	1	0	0-12	7-19	1	6.96
Apr 02	at Southeast Missouri	9.0	3	2	2	1	11	1	0	0	1	0	1	0	0	8-2	8-19	1	6.77
Apr 03	at Murray St.	9.0	11	10	8	5	12	0	1	1	1	0	2	1	0	15-10	9-19	2	6.82
*Apr 05	at Southern Illinois	9.0	5	5	4	2	12	1	1	0	1	0	0	0	0	10-5	10-19	2	6.71
*Apr 06	at Southern Illinois	9.0	8	4	3	5	9	2	0	1	0	0	0	2	0	13-4	11-19	3	6.59
*Apr 06	at Southern Illinois	8.0	10	4	4	4	9	2	0	0	1	0	1	2	1	2-4	11-20	3	6.52
Totals		267.2	286	227	194	153	253	52	14	23	23	3	61	25	2	149-227	11-20	3	6.52

MISSOURI STATE BASEBALL

Game 32 | MISSOURI STATE BEARS (11-20) at KANSAS JAYHAWKS (16-15) | April 9 | Lawrence, Kan. | Hoglund Ballpark (2,500) | KBFL 1060 AM/96.9 FM | ESPN+

INDIVIDUAL GAME-BY-GAME BATTING (AB-R-H-RBI)

Opponent	Date	#7 Clayton,C	#23 Duffy,J	#26 Faith,S	#17 Fitzpatrick,J	#4 Geha,L	#12 Herron,A	#8 Hull,M	#11 Juenger,H	#16 Kotowski,D	#24 Millas,D	#25 Polak,J	#32 Privitera,J	#34 Ramos,J	#45 Whetstone, Z
Nevada	Feb 15	5-0-0-0	2-1-1-1	4-0-1-0	0-0-0-1	3-1-2-0	3-0-0-0	4-0-0-0	5-1-1-0	3-0-2-1	4-1-0-0
Utah	Feb 16	4-1-1-0	4-0-1-0	4-0-1-1	4-1-1-0	3-1-1-2	3-0-1-1	3-3-3-0	4-0-0-0
Texas State	Feb 17	3-0-1-0	3-0-0-0	3-0-0-0	1-0-0-0	1-0-0-0	1-0-0-0	4-0-0-0	3-0-1-0	4-0-0-0	3-0-0-0
Cal State Fullerton	Feb 22	3-0-1-0	3-0-0-0	3-0-1-0	3-0-0-0	3-0-1-0	4-0-0-0	4-0-0-0	4-0-1-0	3-0-1-0
San Diego	Feb 23	3-0-1-0	0-0-0-0	3-1-0-0	4-1-1-0	3-0-1-2	Def	4-0-1-0	3-0-0-0	5-0-0-0	4-1-2-1
Fresno State	Feb 24	4-0-2-0	3-0-0-0	1-0-0-0	2-0-0-0	2-0-0-0	4-0-0-0	3-1-2-1	3-0-0-0	4-1-1-0	3-0-0-1
Central Arkansas	Feb 26	4-0-1-0	4-1-1-0	3-1-1-0	4-2-2-2	4-2-1-2	3-1-1-1	5-0-3-1	5-0-1-1
Central Arkansas	Feb 27	5-2-1-0	5-2-2-0	2-1-1-0	2-0-0-0	4-1-3-1	4-0-1-2	3-1-1-1	1-1-1-0	3-2-1-0	5-2-3-1	1-1-1-4	6-1-3-1
UC Irvine	Mar 01	2-0-0-0	3-0-0-0	1-0-0-0	2-0-0-0	2-1-1-0	2-0-0-0	2-0-0-0	3-0-0-0	3-0-0-0
UC Irvine	Mar 01	3-0-0-1	4-0-0-0	1-0-0-0	3-0-0-0	4-1-2-0	4-0-0-0	4-0-0-0	4-0-1-0	4-0-0-0
Arkansas State	Mar 08	3-0-0-0	4-0-0-1	1-0-0-0	1-0-0-0	3-0-0-0	4-0-0-0	3-0-0-1	1-0-0-0	3-1-0-0	4-0-0-0	2-0-1-0
Arkansas State	Mar 10	3-1-1-0	1-0-1-0	1-0-1-0	4-0-1-1	0-0-0-1	3-2-2-0	2-1-1-2	5-0-0-0	3-0-0-0	3-0-0-0	4-0-1-0
Arkansas State	Mar 10	3-1-2-1	4-0-1-0	1-1-1-1	4-0-1-0	3-1-1-1	1-0-0-0	4-0-0-1	4-1-1-0	5-0-0-0	4-0-0-0
Oklahoma State	Mar 12	2-0-0-0	2-0-1-0	3-0-0-0	2-0-0-0	3-1-0-0	1-0-0-0	1-0-0-0	0-1-0-0	3-0-1-0	4-0-3-1	3-0-1-0	1-0-0-0	3-0-1-0
Oral Roberts	Mar 13	2-0-0-0	2-1-0-1	5-1-2-3	1-1-0-0	3-2-1-3	4-1-1-1	0-0-0-0	5-2-2-1	5-0-0-1	5-2-2-0	2-1-0-0
Oklahoma	Mar 15	2-2-0-0	3-1-1-2	5-0-2-0	2-0-0-0	5-1-1-4	4-1-1-2	1-0-0-0	2-2-0-0	5-1-1-2	5-2-2-0	3-1-1-1
Oklahoma	Mar 16	4-0-0-0	4-1-1-0	0-0-0-0	4-0-1-1	3-0-0-0	2-0-1-0	3-1-1-1	4-0-1-0	4-0-0-0	4-0-0-0
Oklahoma	Mar 17	3-0-0-0	4-0-0-0	1-0-0-0	4-1-1-1	2-0-1-0	3-0-1-0	3-0-0-0	3-0-0-0	3-0-1-0
UC Santa Barbara	Mar 22	1-0-0-0	1-0-0-0	1-0-1-0	1-0-0-0	3-0-0-1	3-0-0-0	3-0-0-0	4-1-1-1	4-1-1-1	4-1-2-0	4-0-1-0	1-0-0-0	3-0-0-0
UC Santa Barbara	Mar 23	3-1-1-1	3-0-1-0	3-0-1-0	1-0-0-0	4-1-0-0	Def	4-1-1-0	4-0-1-1	4-0-0-0	3-0-0-0	Def	3-0-1-1
UC Santa Barbara	Mar 24	1-1-0-0	3-0-0-0	1-0-0-0	Def	3-0-0-0	3-0-1-1	3-0-0-0	3-0-2-0	3-0-0-0	2-0-0-0	2-0-0-0
Arkansas	Mar 26	1-0-0-0	3-1-1-0	3-0-1-1	4-0-0-0	3-0-0-0	4-0-3-0	5-0-2-0	4-1-0-0	2-0-0-0	3-0-1-0
Kansas	Mar 27	1-0-0-0	1-0-0-0	1-1-1-0	1-0-0-0	4-1-2-3	1-0-0-0	3-0-0-0	4-0-0-0	5-0-1-0	4-1-2-1	2-0-0-0	2-1-1-0	4-1-2-0
Indiana State	Mar 29	1-0-0-0	5-1-2-0	1-0-0-0	3-1-1-0	3-0-0-0	5-0-0-0	4-1-2-1	4-1-1-1	4-0-2-1	5-2-2-0	4-0-2-2
Indiana State	Mar 31	1-0-0-0	3-0-1-0	Def	5-0-0-0	4-1-1-0	0-0-0-0	2-0-0-0	1-0-0-0	5-0-1-0	3-0-0-0	2-0-0-0	3-0-0-0	1-0-0-1	5-0-1-0
Indiana State	Mar 31	3-0-1-0	1-0-0-0	3-0-0-0	2-0-1-0	3-0-2-0	3-0-0-0	3-0-0-0	2-0-0-0	3-0-0-0	3-0-0-0
Southeast Missouri	Apr 02	0-2-0-0	3-0-1-0	4-0-0-0	2-1-0-0	5-1-1-0	5-2-2-2	4-0-3-2	5-1-2-1	5-0-2-3	4-1-1-0
Murray St.	Apr 03	1-1-0-0	2-2-1-1	1-2-1-0	6-0-1-1	1-1-1-3	6-2-2-5	6-1-1-0	6-0-2-1	5-2-2-0	5-0-3-2	2-4-1-1
Southern Illinois	Apr 05	5-0-2-0	3-0-1-0	4-1-2-0	5-0-1-0	3-3-2-2	5-1-1-2	5-3-3-5	5-2-1-0	5-0-1-0
Southern Illinois	Apr 06	4-3-2-1	4-1-2-0	1-0-0-0	4-0-0-0	3-2-2-3	3-1-1-1	4-2-1-1	4-1-2-2	5-1-2-2	5-2-2-1
Southern Illinois	Apr 06	1-0-0-0	3-1-1-0	1-0-0-0	1-0-0-0	5-0-0-0	4-0-1-0	3-0-1-0	1-0-0-0	4-0-1-0	3-0-1-0	4-0-1-1	2-1-1-0

MISSOURI STATE BASEBALL

Game 32 | MISSOURI STATE BEARS (11-20) at KANSAS JAYHAWKS (16-15) | April 9 | Lawrence, Kan. | Hoglund Ballpark (2,500) | KBFL 1060 AM/96.9 FM | ESPN+

INDIVIDUAL GAME-BY-GAME PITCHING (IP-H-R-ER-BB-SO)

Opponent	Date	#31 Barnes,F	#29 Carson,P	#43 Cruikshank,B	#40 Gibbs,Z	#11 Juenger,H	#21 Lochner,J	#50 Moore,A	#34 Ramos,J	#10 Schmidt,N	#13 Schwab,D
Nevada	Feb 15	0.2-1-0-0-1-0	1.0-3-3-3-0-0	0.1-0-4-4-3-1	0.2-1-2-2-1-1	1.2-3-2-2-0-1
Utah	Feb 16	*3.1-5-2-2-3-2	4.1-3-0-0-1-6
Texas State	Feb 17	1.0-0-2-1-3-0	*2.6-5-5-3-0	0.0-0-2-1-2-0	1.0-1-0-0-0-2
Cal State Fullerton	Feb 22	2.0-1-0-0-1-0	*4.1-7-5-4-1-3
San Diego	Feb 23	1.0-0-0-0-0-0	3.0-1-5-2-5-0	0.0-0-2-2-2-0	*2.0-5-4-4-3-2	2.0-4-3-3-1-0
Fresno State	Feb 24
Central Arkansas	Feb 26	*4.1-4-2-2-0-3	0.1-0-0-0-0-0
Central Arkansas	Feb 27	1.0-0-0-0-0-0	1.0-2-2-2-1-2
UC Irvine	Mar 01	*6.0-5-3-3-3-5
UC Irvine	Mar 01	1.0-1-0-0-0-0
Arkansas State	Mar 08	3.1-3-3-3-2-2	1.0-4-2-2-0-2	0.2-0-3-3-5-1	*3.0-8-6-6-3-3
Arkansas State	Mar 10	1.0-1-0-0-0-1	0.0-1-3-3-2-0	2.0-4-3-3-1-1	0.1-0-4-3-3-1
Arkansas State	Mar 10
Oklahoma State	Mar 12	*3.0-6-7-5-5-3	0.1-4-4-4-0-0	0.2-1-1-1-0-0
Oral Roberts	Mar 13	*3.1-3-2-2-5-2	2.0-1-0-0-0-2	3.2-1-0-0-1-3
Oklahoma	Mar 15
Oklahoma	Mar 16	1.0-0-0-0-0-3	5.1-5-4-1-2-4	0.0-4-2-2-0-0	1.0-1-1-1-4-2	1.0-0-0-0-2-1	*3.1-8-6-6-4-2
Oklahoma	Mar 17
UC Santa Barbara	Mar 22	5.0-3-2-2-2-6	3.0-3-3-3-1-2
UC Santa Barbara	Mar 23	*5.0-5-2-2-1-5
UC Santa Barbara	Mar 24	0.2-0-3-0-2-0	0.2-1-0-0-1-0
Arkansas	Mar 26	*5.0-2-0-0-3-5	1.0-3-3-3-2-1	0.1-1-2-2-1-1
Kansas	Mar 27	*4.0-2-4-3-2-4	1.1-2-1-1-0-2	1.0-0-0-0-1-0	0.2-1-1-1-0-3
Indiana State	Mar 29	2.1-2-0-0-1-0	*5.0-6-5-4-3-2
Indiana State	Mar 31	1.1-0-0-0-1-2	0.2-1-0-0-1-0
Indiana State	Mar 31	*2.1-4-7-7-3-2	1.0-2-2-2-2-1	2.0-1-0-0-0-1
Southeast Missouri	Apr 02	*9.0-3-2-2-1-11
Murray St.	Apr 03	3.0-3-2-2-1-5	*2.0-5-4-3-1-2	0.1-1-3-2-2-0
Southern Illinois	Apr 05	1.0-0-0-0-0-1	*8.0-5-5-4-2-11
Southern Illinois	Apr 06
Southern Illinois	Apr 06	*1.0-5-3-3-2-0	0.2-0-0-0-1-1	5.2-3-0-0-1-8

Opponent	Date	#14 Sechler,C	#18 Thomazin,L	#35 Wiley,L	#27 Whrspoon,N
Nevada	Feb 15	*4.1-6-5-5-0-2	0.1-0-0-0-0-1
Utah	Feb 16	1.1-0-0-0-0-2
Texas State	Feb 17	3.1-2-1-1-0-2
Cal State Fullerton	Feb 22	2.2-3-1-1-1-5	0.0-0-1-1-2-0
San Diego	Feb 23
Fresno State	Feb 24	2.0-0-0-0-0-4	*6.0-9-3-3-1-4
Central Arkansas	Feb 26	2.0-3-1-1-1-2	2.1-4-4-3-0-2
Central Arkansas	Feb 27	*7.0-1-1-0-4-11
UC Irvine	Mar 01	1.0-0-0-0-1-2
UC Irvine	Mar 01	4.1-5-3-3-1-1	*5.2-2-1-0-0-7
Arkansas State	Mar 08
Arkansas State	Mar 10	*4.0-8-6-6-3-5
Arkansas State	Mar 10	2.2-4-1-1-3-3	*4.1-4-5-5-1-3	1.0-0-0-0-0-1
Oklahoma State	Mar 12	4.0-1-1-1-1-2
Oral Roberts	Mar 13
Oklahoma	Mar 15	3.0-1-0-0-4-5	0.2-3-1-1-0-0
Oklahoma	Mar 16	*1.2-4-5-5-3-2
Oklahoma	Mar 17	0.1-1-0-0-0-1	*4.2-7-3-3-1-1
UC Santa Barbara	Mar 22	*3.0-7-5-5-1-2
UC Santa Barbara	Mar 23	3.0-1-3-2-2-3
UC Santa Barbara	Mar 24	*5.0-6-5-2-1-4	0.1-2-3-0-0-0
Arkansas	Mar 26	2.2-4-3-2-0-3
Kansas	Mar 27	1.0-1-3-2-0-2	1.0-0-0-0-0-2
Indiana State	Mar 29	3.2-3-0-0-0-5
Indiana State	Mar 31	2.2-0-0-0-1-5	*7.1-6-0-0-0-6
Indiana State	Mar 31	1.0-0-0-0-2-1	0.2-3-3-3-2-0
Southeast Missouri	Apr 02
Murray St.	Apr 03	2.0-0-0-0-0-3	1.2-2-1-1-1-2
Southern Illinois	Apr 05
Southern Illinois	Apr 06	3.2-1-0-0-3-3	*5.1-7-4-3-2-6
Southern Illinois	Apr 06	0.2-2-1-1-0-0

MISSOURI STATE BASEBALL

Game 32 | MISSOURI STATE BEARS (11-20) at KANSAS JAYHAWKS (16-15) | April 9 | Lawrence, Kan. | Hoglund Ballpark (2,500) | KBFL 1060 AM/96.9 FM | ESPN+

GAME-BY-GAME LINEUPS

Date	Opponent	1st	2nd	3rd	4th	5th	6th	7th	8th	9th
Feb. 15	vs. Nevada	Clayton	Millas	Faith	Polak	Whetstone	Geha	Duffy	Hull	Privitera
Feb. 16	vs. Utah	Privitera	Clayton	Millas	Zimmerman	Polak	Duffy	Geha	Whetstone	Hull
Feb. 17	at Texas State	Privitera	Millas	Duffy	Zimmerman	Whetstone	Faith	Polak	Clayton	Hull
Feb. 22	vs. Cal State Fullerton	Privitera	Millas	Whetstone	Polak	Duffy	Clayton	Geha	Herron	Hull
Feb. 23	at San Diego	Privitera	Millas	Zimmerman	Polak	Herron	Clayton	Whetstone	Geha	Hull
Feb. 24	vs. Fresno State	Privitera	Millas	Whetstone	Zimmerman	Duffy	Clayton	Geha	Polak	Hull
Feb. 26	Central Arkansas	Privitera	Clayton	Whetstone	Zimmerman	Herron	Duffy	Geha	Polak	Hull
Feb. 27	Central Arkansas	Privitera	Geha	Whetstone	Herron	Duffy	Zimmerman	Clayton	Polak	Hull
March 1	UC Irvine-1	Privitera	Geha	Whetstone	Herron	Zimmerman	Duffy	Clayton	Polak	Hull
March 1	UC Irvine-2	Privitera	Geha	Whetstone	Herron	Zimmerman	Polak	Clayton	Duffy	Hull
March 8	at Arkansas State	Privitera	Geha	Whetstone	Herron	Zimmerman	Polak	Clayton	Duffy	Hull
March 10	at Arkansas State-1	Geha	Millas	Zimmerman	Polak	Whetstone	Clayton	Hull	Kotowski	Privitera
March 10	at Arkansas State-2	Privitera	Millas	Whetstone	Polak	Duffy	Geha	Fitzpatrick	Hull	Clayton
March 12	at Oklahoma State	Privitera	Geha	Millas	Whetstone	Zimmerman	Polak	Duffy	Clayton	Hull
March 13	at Oral Roberts	Privitera	Millas	Polak	Whetstone	Faith	Herron	Duffy	Geha	Fitzpatrick
March 15	at Oklahoma	Privitera	Millas	Polak	Whetstone	Faith	Herron	Duffy	Geha	Fitzpatrick
March 16	at Oklahoma	Privitera	Millas	Polak	Whetstone	Faith	Geha	Duffy	Herron	Kotowski
March 17	at Oklahoma	Privitera	Geha	Millas	Polak	Zimmerman	Faith	Kotowski	Whetstone	Duffy
March 22	at UC Santa Barbara	Privitera	Geha	Millas	Kotowski	Hull	Herron	Polak	Whetstone	Duffy
March 23	at UC Santa Barbara	Privitera	Geha	Millas	Polak	Kotowski	Faith	Clayton	Whetstone	Duffy
March 24	at UC Santa Barbara	Geha	Millas	Kotowski	Polak	Whetstone	Clayton	Hull	Duffy	Privitera
March 26	Arkansas	Geha	Millas	Polak	Kotowski	Clayton	Hull	Whetstone	Duffy	Privitera
March 27	Kansas	Geha	Millas	Kotowski	Whetstone	Polak	Hull	Clayton	Duffy	Privitera
March 29	Indiana State	Geha	Millas	Polak	Whetstone	Herron	Kotowski	Hull	Duffy	Privitera
March 31	Indiana State-1	Privitera	Millas	Whetstone	Kotowski	Fitzpatrick	Geha	Duffy	Polak	Hull
March 31	Indiana State-2	Geha	Millas	Polak	Kotowski	Whetstone	Ramos	Duffy	Hull	Privitera
April 2	at Southeast Missouri	Geha	Millas	Kotowski	Polak	Whetstone	Duffy	Faith	Fitzpatrick	Privitera
April 3	at Murray State	Geha	Millas	Kotowski	Polak	Clayton	Whetstone	Hull	Duffy	Privitera
April 5	at Southern Illinois	Privitera	Millas	Kotowski	Polak	Whetstone	Geha	Hull	Herron	Duffy
April 6	at Southern Illinois-1	Privitera	Millas	Kotowski	Polak	Whetstone	Geha	Duffy	Hull	Clayton
April 6	at Southern Illinois-2	Geha	Millas	Kotowski	Polak	Herron	Whetstone	Hull	Duffy	Privitera
April 9	at Kansas									
April 12	at Illinois State									
April 13	at Illinois State									
April 14	at Illinois State									
April 16	Missouri									
April 18	New Orleans									
April 19	New Orleans									
April 20	New Orleans									
April 23	at Missouri									
April 26	Bradley									
April 27	Bradley									
April 28	Bradley									
April 30	at Wichita State									
May 2	DBU									
May 3	DBU									
May 4	DBU									
May 7	Wichita State									
May 10	at Evansville									
May 11	at Evansville									
May 12	at Evansville									
May 16	Valparaiso									
May 17	Valparaiso									
May 18	Valparaiso									

Bold indicates home game

MISSOURI STATE BASEBALL

Game 32 | MISSOURI STATE BEARS (11-20) at KANSAS JAYHAWKS (16-15) | April 9 | Lawrence, Kan. | Hoglund Ballpark (2,500) | KBFL 1060 AM/96.9 FM | ESPN+

GAME-BY-GAME DEFENSIVE LINEUPS

Date	Opponent	P	C	1B	2B	3B	SS	LF	CF	RF	DH
Feb. 15	vs. Nevada	Wiley	Millas	Whetstone	Privitera	Polak	Hull	Geha	Clayton	Duffy	Faith
Feb. 16	vs. Utah	Juenger	Millas	Whetstone	Privitera	Polak	Hull	Geha	Clayton	Duffy	Zimmerman
Feb. 17	at Texas State	Moore	Millas	Whetstone	Privitera	Polak	Hull	Geha	Clayton	Duffy	Faith
Feb. 22	vs. Cal State Fullerton	Schwab	Millas	Whetstone	Privitera	Polak	Hull	Geha	Clayton	Duffy	Herron
Feb. 23	at San Diego	Juenger	Millas	Whetstone	Privitera	Polak	Hull	Geha	Clayton	Zimmerman	Herron
Feb. 24	vs. Fresno State	Wiley	Geha	Whetstone	Privitera	Polak	Hull	Zimmerman	Clayton	Duffy	Millas
Feb. 26	Central Arkansas	Barnes	Geha	Whetstone	Privitera	Polak	Hull	Zimmerman	Clayton	Duffy	Herron
Feb. 27	Central Arkansas	Thomazin	Geha	Whetstone	Privitera	Polak	Hull	Zimmerman	Clayton	Duffy	Herron
March 1	UC Irvine-1	Schwab	Geha	Whetstone	Privitera	Polak	Hull	Zimmerman	Clayton	Duffy	Herron
March 1	UC Irvine-2	Wiley	Geha	Whetstone	Privitera	Polak	Hull	Zimmerman	Clayton	Duffy	Herron
March 8	at Arkansas State	Schwab	Geha	Whetstone	Privitera	Polak	Hull	Zimmerman	Clayton	Duffy	Herron
March 10	at Arkansas State-1	Wiley	Geha	Whetstone	Privitera	Polak	Hull	Zimmerman	Clayton	Kotowski	Millas
March 10	at Arkansas State-2	Thomazin	Geha	Whetstone	Privitera	Polak	Hull	Fitzpatrick	Clayton	Duffy	Millas
March 12	at Oklahoma State	Barnes	Millas	Whetstone	Privitera	Polak	Hull	Geha	Duffy	Clayton	Zimmerman
March 13	at Oral Roberts	Cruikshank	Millas	Whetstone	Faith	Polak	Privitera	Geha	Duffy	Fitzpatrick	Herron
March 15	at Oklahoma	Schwab	Millas	Whetstone	Faith	Polak	Privitera	Geha	Duffy	Fitzpatrick	Herron
March 16	at Oklahoma	Thomazin	Millas	Whetstone	Faith	Polak	Privitera	Geha	Duffy	Kotowski	Herron
March 17	at Oklahoma	Wiley	Geha	Whetstone	Faith	Polak	Privitera	Zimmerman	Duffy	Kotowski	Millas
March 22	at UC Santa Barbara	Thomazin	Millas	Whetstone	Hull	Polak	Privitera	Geha	Duffy	Kotowski	Herron
March 23	at UC Santa Barbara	Lochner	Millas	Whetstone	Geha	Polak	Privitera	Clayton	Duffy	Kotowski	Faith
March 24	at UC Santa Barbara	Wiley	Geha	Whetstone	Privitera	Polak	Hull	Clayton	Duffy	Kotowski	Millas
March 26	Arkansas	Cruikshank	Millas	Whetstone	Privitera	Polak	Hull	Geha	Duffy	Clayton	Kotowski
March 27	Kansas	Barnes	Millas	Whetstone	Privitera	Polak	Hull	Geha	Duffy	Clayton	Kotowski
March 29	Indiana State	Lochner	Millas	Whetstone	Privitera	Polak	Hull	Geha	Duffy	Kotowski	Herron
March 31	Indiana State-1	Wiley	Geha	Whetstone	Privitera	Polak	Hull	Fitzpatrick	Duffy	Kotowski	Millas
March 31	Indiana State-2	Cruikshank	Millas	Whetstone	Privitera	Polak	Hull	Geha	Duffy	Kotowski	Ramos
April 2	at Southeast Missouri	Barnes	Millas	Whetstone	Geha	Polak	Privitera	Kotowski	Duffy	Fitzpatrick	Faith
April 3	at Murray State	Schmidt	Geha	Whetstone	Privitera	Polak	Hull	Kotowski	Duffy	Clayton	Millas
April 5	at Southern Illinois	Lochner	Millas	Whetstone	Privitera	Polak	Hull	Geha	Duffy	Kotowski	Herron
April 6	at Southern Illinois-1	Wiley	Geha	Whetstone	Privitera	Polak	Hull	Clayton	Duffy	Kotowski	Millas
April 6	at Southern Illinois-2	Cruikshank	Millas	Whetstone	Privitera	Polak	Hull	Geha	Duffy	Kotowski	Herron
April 9	at Kansas										
April 12	at Illinois State										
April 13	at Illinois State										
April 14	at Illinois State										
April 16	Missouri										
April 18	New Orleans										
April 19	New Orleans										
April 20	New Orleans										
April 23	at Missouri										
April 26	Bradley										
April 27	Bradley										
April 28	Bradley										
April 30	at Wichita State										
May 2	DBU										
May 3	DBU										
May 4	DBU										
May 7	Wichita State										
May 10	at Evansville										
May 11	at Evansville										
May 12	at Evansville										
May 16	Valparaiso										
May 17	Valparaiso										
May 18	Valparaiso										

Bold indicates home game

MISSOURI STATE BASEBALL

Game 32 | MISSOURI STATE BEARS (11-20) at KANSAS JAYHAWKS (16-15) | April 9 | Lawrence, Kan. | Hoglund Ballpark (2,500) | KBFL 1060 AM/96.9 FM | ESPN+

MISSOURI STATE CAREER STATISTICS

Barnes, Forrest

Year	avg	gp-gs	ab	r	h	2b	3b	hr	rbi	tb	slg%	bb	hbp	so	gdp	ob%	sf	sh	sb-att	po	a	e	fld%
2019	.000	0-0	0	0	0	0	0	0	0	0	.000	0	0	0	0	.000	0	0	0-0	1	4	0	1.000
TOTAL	.000	0-0	0	0	0	0	0	0	0	0	.000	0	0	0	0	.000	0	0	0-0	1	4	0	1.000

Year	era	w-l	app	gs	cq	sho	sv	ip	h	r	er	bb	so	2b	3b	hr	bf	bavg	wp	hbp	bk	sfa	sha
2019	5.14	1-2	5	4	1	0/0	0	21.0	16	15	12	9	21	4	0	4	91	.211	1	5	0	0	1
TOTAL	5.14	1-2	5	4	1	0/0	0	21.0	16	15	12	9	21	4	0	4	91	.211	1	5	0	0	1

Briggs, Michael

Year	avg	gp-gs	ab	r	h	2b	3b	hr	rbi	tb	slg%	bb	hbp	so	gdp	ob%	sf	sh	sb-att	po	a	e	fld%
2018	.000	4-0	3	0	0	0	0	0	0	0	.000	0	0	3	0	.000	0	0	0-0	0	1	0	1.000
TOTAL	.000	4-0	3	0	0	0	0	0	0	0	.000	0	0	3	0	.000	0	0	0-0	0	1	0	1.000

Buckner, Ty

Year	avg	gp-gs	ab	r	h	2b	3b	hr	rbi	tb	slg%	bb	hbp	so	gdp	ob%	sf	sh	sb-att	po	a	e	fld%
2018	.000	16-15	0	0	0	0	0	0	0	0	.000	0	0	0	0	.000	0	0	0-0	4	8	0	1.000
TOTAL	.000	16-15	0	0	0	0	0	0	0	0	.000	0	0	0	0	.000	0	0	0-0	4	8	0	1.000

Year	era	w-l	app	gs	cq	sho	sv	ip	h	r	er	bb	so	2b	3b	hr	bf	bavg	wp	hbp	bk	sfa	sha
2018	4.81	7-4	16	15	1	0/1	0	76.2	62	47	41	49	60	12	1	8	347	.220	6	13	0	0	3
TOTAL	4.81	7-4	16	15	1	0/1	0	76.2	62	47	41	49	60	12	1	8	347	.220	6	13	0	0	3

Carson, Peyton

Year	avg	gp-gs	ab	r	h	2b	3b	hr	rbi	tb	slg%	bb	hbp	so	gdp	ob%	sf	sh	sb-att	po	a	e	fld%
2019	.000	0-0	0	0	0	0	0	0	0	0	.000	0	0	0	0	.000	0	0	0-0	0	1	1	.500
TOTAL	.000	0-0	0	0	0	0	0	0	0	0	.000	0	0	0	0	.000	0	0	0-0	0	1	1	.500

Year	era	w-l	app	gs	cq	sho	sv	ip	h	r	er	bb	so	2b	3b	hr	bf	bavg	wp	hbp	bk	sfa	sha
2019	15.88	0-0	4	0	0	0/0	0	5.2	10	10	10	2	2	2	1	2	30	.417	0	2	0	1	1
TOTAL	15.88	0-0	4	0	0	0/0	0	5.2	10	10	10	2	2	2	1	2	30	.417	0	2	0	1	1

Clayton, Collin

Year	avg	gp-gs	ab	r	h	2b	3b	hr	rbi	tb	slg%	bb	hbp	so	gdp	ob%	sf	sh	sb-att	po	a	e	fld%
2019	.212	27-20	66	15	14	1	2	1	4	22	.333	8	2	14	3	.316	0	1	1-1	51	0	0	1.000
TOTAL	.212	27-20	66	15	14	1	2	1	4	22	.333	8	2	14	3	.316	0	1	1-1	51	0	0	1.000

Cruikshank, Ben

Year	avg	gp-gs	ab	r	h	2b	3b	hr	rbi	tb	slg%	bb	hbp	so	gdp	ob%	sf	sh	sb-att	po	a	e	fld%
2019	.000	0-0	0	0	0	0	0	0	0	0	.000	0	0	0	0	.000	0	0	0-0	2	3	0	1.000
TOTAL	.000	0-0	0	0	0	0	0	0	0	0	.000	0	0	0	0	.000	0	0	0-0	2	3	0	1.000

Year	era	w-l	app	gs	cq	sho	sv	ip	h	r	er	bb	so	2b	3b	hr	bf	bavg	wp	hbp	bk	sfa	sha
2019	10.59	0-2	8	4	0	0/0	0	17.0	20	23	20	21	13	2	0	1	92	.313	1	2	0	1	4
TOTAL	10.59	0-2	8	4	0	0/0	0	17.0	20	23	20	21	13	2	0	1	92	.313	1	2	0	1	4

Duffy, Jack

Year	avg	gp-gs	ab	r	h	2b	3b	hr	rbi	tb	slg%	bb	hbp	so	gdp	ob%	sf	sh	sb-att	po	a	e	fld%
2017	.222	58-45	158	21	35	8	1	0	17	45	.285	25	5	42	2	.344	1	0	7-8	88	0	2	.978
2018	.271	57-54	203	30	55	9	3	3	30	79	.389	15	6	40	3	.338	1	7	1-3	121	5	1	.992
2019	.237	30-29	93	12	22	4	0	0	6	26	.280	15	2	15	1	.351	1	3	2-4	71	1	3	.960
TOTAL	.247	145-128	454	63	112	21	4	3	53	150	.330	55	13	97	6	.343	3	10	10-15	280	6	6	.979

MISSOURI STATE BASEBALL

Game 32 | MISSOURI STATE BEARS (11-20) at KANSAS JAYHAWKS (16-15) | April 9 | Lawrence, Kan. | Hoglund Ballpark (2,500) | KBFL 1060 AM/96.9 FM | ESPN+

MISSOURI STATE CAREER STATISTICS

Faith,Sam

Year	avg	gp-gs	ab	r	h	2b	3b	hr	rbi	tb	slg%	bb	hbp	so	gdp	ob%	sf	sh	sb-att	po	a	e	fld%
2018	.121	23-5	33	6	4	1	0	1	3	8	.242	2	1	13	0	.194	0	2	1-1	2	11	1	.929
2019	.250	23-8	48	5	12	2	0	0	4	14	.292	2	3	18	0	.321	0	1	1-1	9	17	2	.929
TOTAL	.198	46-13	81	11	16	3	0	1	7	22	.272	4	4	31	0	.270	0	3	2-2	11	28	3	.929

Fitzpatrick,Jordan

Year	avg	gp-gs	ab	r	h	2b	3b	hr	rbi	tb	slg%	bb	hbp	so	gdp	ob%	sf	sh	sb-att	po	a	e	fld%
2018	.196	34-10	51	8	10	2	0	1	8	15	.294	8	0	13	0	.300	1	0	0-0	13	1	3	.824
2019	.100	20-5	30	4	3	0	0	0	2	3	.100	6	0	11	0	.250	0	0	0-0	12	0	1	.923
TOTAL	.160	54-15	81	12	13	2	0	1	10	18	.222	14	0	24	0	.281	1	0	0-0	25	1	4	.867

Geha,Logan

Year	avg	gp-gs	ab	r	h	2b	3b	hr	rbi	tb	slg%	bb	hbp	so	gdp	ob%	sf	sh	sb-att	po	a	e	fld%
2017	.203	34-25	64	20	13	3	0	1	10	19	.297	18	8	24	0	.429	1	5	3-4	162	35	3	.985
2018	.185	45-39	119	25	22	4	1	0	9	28	.235	14	5	43	1	.297	0	7	5-7	316	37	5	.986
2019	.194	31-30	108	15	21	2	0	5	18	38	.352	16	7	40	1	.336	0	4	10-10	142	20	6	.964
TOTAL	.192	110-94	291	60	56	9	1	6	37	85	.292	48	20	107	2	.344	1	16	18-21	620	92	14	.981

Gibbs,Zach

Year	avg	gp-gs	ab	r	h	2b	3b	hr	rbi	tb	slg%	bb	hbp	so	gdp	ob%	sf	sh	sb-att	po	a	e	fld%
2018	.000	4-0	0	0	0	0	0	0	0	0	.000	0	0	0	0	.000	0	0	0-0	0	1	1	.500
2019	.000	0-0	0	0	0	0	0	0	0	0	.000	0	0	0	0	.000	0	0	0-0	0	2	0	1.000
TOTAL	.000	4-0	0	0	0	0	0	0	0	0	.000	0	0	0	0	.000	0	0	0-0	0	3	1	.750

Year	era	w-l	app	qs	cq	sho	sv	ip	h	r	er	bb	so	2b	3b	hr	bf	bavg	wp	hbp	bk	sfa	sha
2018	3.60	0-0	4	0	0	0/0	0	5.0	6	5	2	4	1	3	0	0	25	.286	1	0	0	0	0
2019	18.00	0-0	6	0	0	0/0	0	4.0	5	11	8	8	6	1	0	0	26	.313	3	1	0	0	1
TOTAL	10.00	0-0	10	0	0	0/0	0	9.0	11	16	10	12	7	4	0	0	51	.297	4	1	0	0	1

Herron,Anthony

Year	avg	gp-gs	ab	r	h	2b	3b	hr	rbi	tb	slg%	bb	hbp	so	gdp	ob%	sf	sh	sb-att	po	a	e	fld%
2019	.232	21-14	56	9	13	1	0	2	11	20	.357	5	1	18	1	.302	1	0	4-5	0	0	0	.000
TOTAL	.232	21-14	56	9	13	1	0	2	11	20	.357	5	1	18	1	.302	1	0	4-5	0	0	0	.000

Hull,Mason

Year	avg	gp-gs	ab	r	h	2b	3b	hr	rbi	tb	slg%	bb	hbp	so	gdp	ob%	sf	sh	sb-att	po	a	e	fld%
2019	.195	26-25	77	10	15	5	0	3	15	29	.377	3	1	25	0	.235	0	2	0-1	41	53	9	.913
TOTAL	.195	26-25	77	10	15	5	0	3	15	29	.377	3	1	25	0	.235	0	2	0-1	41	53	9	.913

Juenger,Hayden

Year	avg	gp-gs	ab	r	h	2b	3b	hr	rbi	tb	slg%	bb	hbp	so	gdp	ob%	sf	sh	sb-att	po	a	e	fld%
2019	.000	1-0	1	0	0	0	0	0	0	0	.000	0	0	1	0	.000	0	0	0-0	0	4	0	1.000
TOTAL	.000	1-0	1	0	0	0	0	0	0	0	.000	0	0	1	0	.000	0	0	0-0	0	4	0	1.000

Year	era	w-l	app	qs	cq	sho	sv	ip	h	r	er	bb	so	2b	3b	hr	bf	bavg	wp	hbp	bk	sfa	sha
2019	4.67	2-2	11	2	0	0/1	0	27.0	27	17	14	16	26	2	3	1	124	.265	0	3	1	2	1
TOTAL	4.67	2-2	11	2	0	0/1	0	27.0	27	17	14	16	26	2	3	1	124	.265	0	3	1	2	1

Kotowski,Dakota

Year	avg	gp-gs	ab	r	h	2b	3b	hr	rbi	tb	slg%	bb	hbp	so	gdp	ob%	sf	sh	sb-att	po	a	e	fld%
2019	.345	22-16	58	13	20	1	0	7	9	42	.724	5	2	24	1	.415	0	0	0-0	22	1	2	.920
TOTAL	.345	22-16	58	13	20	1	0	7	9	42	.724	5	2	24	1	.415	0	0	0-0	22	1	2	.920

MISSOURI STATE BASEBALL

Game 32 | MISSOURI STATE BEARS (11-20) at KANSAS JAYHAWKS (16-15) | April 9 | Lawrence, Kan. | Hoglund Ballpark (2,500) | KBFL 1060 AM/96.9 FM | ESPN+

MISSOURI STATE CAREER STATISTICS

Lochner, Jake

Year	avg	gp-gs	ab	r	h	2b	3b	hr	rbi	tb	slg%	bb	hbp	so	qdp	ob%	sf	sh	sb-att	po	a	e	fld%
2016	.000	0-0	0	0	0	0	0	0	0	0	.000	0	0	0	0	.000	0	0	0-0	0	2	0	1.000
2017	.000	0-0	0	0	0	0	0	0	0	0	.000	0	0	0	0	.000	0	0	0-0	0	3	0	1.000
2018	.000	18-0	0	0	0	0	0	0	0	0	.000	0	0	0	0	.000	0	0	0-0	1	7	0	1.000
2019	.000	0-0	0	0	0	0	0	0	0	0	.000	0	0	0	0	.000	0	0	0-0	3	6	3	.750
TOTAL	.000	18-0	0	0	0	0	0	0	0	0	.000	0	0	0	0	.000	0	0	0-0	4	18	3	.880

Year	era	w-l	app	qs	cq	sho	sv	ip	h	r	er	bb	so	2b	3b	hr	bf	bavq	wp	hbp	bk	sfa	sha
2016	5.59	1-0	14	2	0	0/0	0	19.1	16	17	12	25	15	2	0	0	97	.229	3	1	0	0	0
2017	4.97	1-0	13	0	0	0/2	0	12.2	12	8	7	8	13	1	1	2	59	.240	2	1	0	0	0
2018	2.86	1-1	18	0	0	0/0	1	22.0	16	10	7	19	16	4	0	1	98	.219	0	1	0	1	4
2019	5.04	2-0	10	3	0	0/0	0	30.1	26	20	17	12	24	5	3	3	131	.236	3	6	0	0	3
TOTAL	4.59	5-1	55	5	0	0/2	1	84.1	70	55	43	64	68	12	4	6	385	.231	8	9	0	1	7

McAlister, Tyler

Year	avg	gp-gs	ab	r	h	2b	3b	hr	rbi	tb	slg%	bb	hbp	so	qdp	ob%	sf	sh	sb-att	po	a	e	fld%
2017	.000	0-0	0	0	0	0	0	0	0	0	.000	0	0	0	0	.000	0	0	0-0	0	1	0	1.000
2018	.000	7-5	0	0	0	0	0	0	0	0	.000	0	0	0	0	.000	0	0	0-0	1	5	0	1.000
TOTAL	.000	7-5	0	0	0	0	0	0	0	0	.000	0	0	0	0	.000	0	0	0-0	1	6	0	1.000

Year	era	w-l	app	qs	cq	sho	sv	ip	h	r	er	bb	so	2b	3b	hr	bf	bavq	wp	hbp	bk	sfa	sha
2017	9.31	0-1	10	1	0	0/1	0	9.2	16	16	10	13	11	6	0	0	62	.364	3	3	0	0	2
2018	8.05	0-0	7	5	0	0/0	0	19.0	22	21	17	17	20	4	0	5	98	.297	0	5	0	0	2
TOTAL	8.48	0-1	17	6	0	0/1	0	28.2	38	37	27	30	31	10	0	5	160	.322	3	8	0	0	4

Millas, Drew

Year	avg	gp-gs	ab	r	h	2b	3b	hr	rbi	tb	slg%	bb	hbp	so	qdp	ob%	sf	sh	sb-att	po	a	e	fld%
2017	.224	51-42	174	15	39	7	0	1	29	49	.282	13	2	42	2	.281	3	1	3-4	342	46	6	.985
2018	.321	57-57	212	36	68	13	2	7	61	106	.500	34	4	41	12	.416	5	0	3-4	135	18	1	.994
2019	.248	26-26	101	12	25	7	2	2	15	42	.416	16	2	34	2	.355	2	0	0-0	152	9	4	.976
TOTAL	.271	134-125	487	63	132	27	4	10	105	197	.405	63	8	117	16	.357	10	1	6-8	629	73	11	.985

Moore, Alex

Year	avg	gp-gs	ab	r	h	2b	3b	hr	rbi	tb	slg%	bb	hbp	so	qdp	ob%	sf	sh	sb-att	po	a	e	fld%
2017	.000	0-0	0	0	0	0	0	0	0	0	.000	0	0	0	0	.000	0	0	0-0	1	2	0	1.000
2019	.000	0-0	0	0	0	0	0	0	0	0	.000	0	0	0	0	.000	0	0	0-0	0	2	0	1.000
TOTAL	.000	0-0	0	0	0	0	0	0	0	0	.000	0	0	0	0	.000	0	0	0-0	1	4	0	1.000

Year	era	w-l	app	qs	cq	sho	sv	ip	h	r	er	bb	so	2b	3b	hr	bf	bavq	wp	hbp	bk	sfa	sha
2017	2.61	0-0	10	0	0	0/0	0	10.1	11	5	3	5	7	0	0	0	49	.256	3	1	2	0	0
2019	19.29	0-1	3	1	0	0/0	0	4.2	14	10	10	4	1	3	0	0	32	.519	0	0	0	1	0
TOTAL	7.80	0-1	13	1	0	0/0	0	15.0	25	15	13	9	8	3	0	0	81	.357	3	1	2	1	0

Polak, Joey

Year	avg	gp-gs	ab	r	h	2b	3b	hr	rbi	tb	slg%	bb	hbp	so	qdp	ob%	sf	sh	sb-att	po	a	e	fld%
2019	.237	31-31	114	17	27	4	0	5	16	46	.404	11	2	43	1	.313	1	0	0-0	13	44	8	.877
TOTAL	.237	31-31	114	17	27	4	0	5	16	46	.404	11	2	43	1	.313	1	0	0-0	13	44	8	.877

Privitera, John

Year	avg	gp-gs	ab	r	h	2b	3b	hr	rbi	tb	slg%	bb	hbp	so	qdp	ob%	sf	sh	sb-att	po	a	e	fld%
2017	.235	37-24	81	17	19	1	0	0	8	20	.247	16	1	22	1	.364	1	4	2-3	39	51	2	.978
2018	.246	56-56	183	38	45	5	1	0	20	52	.284	45	3	49	2	.399	2	5	11-12	77	143	5	.978
2019	.261	31-31	119	15	31	6	1	0	11	39	.328	11	2	29	0	.333	0	2	6-8	45	57	5	.953
TOTAL	.248	124-111	383	70	95	12	2	0	39	111	.290	72	6	100	3	.373	3	11	19-23	161	251	12	.972

MISSOURI STATE BASEBALL

Game 32 | MISSOURI STATE BEARS (11-20) at KANSAS JAYHAWKS (16-15) | April 9 | Lawrence, Kan. | Hoglund Ballpark (2,500) | KBFL 1060 AM/96.9 FM | ESPN+

MISSOURI STATE CAREER STATISTICS

Ramos, Javier

Year	avg	gp-gs	ab	r	h	2b	3b	hr	rbi	tb	slg%	bb	hbp	so	gdp	ob%	sf	sh	sb-att	po	a	e	fld%
2019	.222	7-1	9	2	2	0	0	1	5	5	.556	1	0	5	0	.300	0	0	0-0	0	1	1	.500
TOTAL	.222	7-1	9	2	2	0	0	1	5	5	.556	1	0	5	0	.300	0	0	0-0	0	1	1	.500

Year	era	w-l	app	gs	cq	sho	sv	ip	h	r	er	bb	so	2b	3b	hr	bf	bavg	wp	hbp	bk	sfa	sha
2019	27.00	0-0	5	0	0	0/0	0	2.1	2	9	7	10	4	1	0	0	22	.200	1	2	0	0	0
TOTAL	27.00	0-0	5	0	0	0/0	0	2.1	2	9	7	10	4	1	0	0	22	.200	1	2	0	0	0

Russell, Matt

Year	avg	gp-gs	ab	r	h	2b	3b	hr	rbi	tb	slg%	bb	hbp	so	gdp	ob%	sf	sh	sb-att	po	a	e	fld%
2018	.000	18-2	0	0	0	0	0	0	0	0	.000	0	0	0	0	.000	0	0	0-0	2	3	0	1.000
TOTAL	.000	18-2	0	0	0	0	0	0	0	0	.000	0	0	0	0	.000	0	0	0-0	2	3	0	1.000

Year	era	w-l	app	gs	cq	sho	sv	ip	h	r	er	bb	so	2b	3b	hr	bf	bavg	wp	hbp	bk	sfa	sha
2018	4.88	1-0	18	2	0	0/0	3	27.2	24	15	15	14	26	5	0	3	121	.233	3	3	0	0	1
TOTAL	4.88	1-0	18	2	0	0/0	3	27.2	24	15	15	14	26	5	0	3	121	.233	3	3	0	0	1

Schmidt, Nick

Year	avg	gp-gs	ab	r	h	2b	3b	hr	rbi	tb	slg%	bb	hbp	so	gdp	ob%	sf	sh	sb-att	po	a	e	fld%
2019	.000	0-0	0	0	0	0	0	0	0	0	.000	0	0	0	0	.000	0	0	0-0	1	0	0	1.000
TOTAL	.000	0-0	0	0	0	0	0	0	0	0	.000	0	0	0	0	.000	0	0	0-0	1	0	0	1.000

Year	era	w-l	app	gs	cq	sho	sv	ip	h	r	er	bb	so	2b	3b	hr	bf	bavg	wp	hbp	bk	sfa	sha
2019	7.62	0-0	10	1	0	0/0	0	13.0	14	12	11	11	10	2	0	2	67	.286	2	5	0	2	0
TOTAL	7.62	0-0	10	1	0	0/0	0	13.0	14	12	11	11	10	2	0	2	67	.286	2	5	0	2	0

Schwab, Davis

Year	avg	gp-gs	ab	r	h	2b	3b	hr	rbi	tb	slg%	bb	hbp	so	gdp	ob%	sf	sh	sb-att	po	a	e	fld%
2018	.000	14-0	0	0	0	0	0	0	0	0	.000	0	0	0	0	.000	0	0	0-0	1	2	0	1.000
2019	.000	0-0	0	0	0	0	0	0	0	0	.000	0	0	0	0	.000	0	0	0-0	1	5	1	.857
TOTAL	.000	14-0	0	0	0	0	0	0	0	0	.000	0	0	0	0	.000	0	0	0-0	2	7	1	.900

Year	era	w-l	app	gs	cq	sho	sv	ip	h	r	er	bb	so	2b	3b	hr	bf	bavg	wp	hbp	bk	sfa	sha
2018	5.01	2-1	14	0	0	0/0	0	23.1	21	15	13	13	20	4	1	2	106	.236	5	2	2	2	0
2019	7.36	1-3	11	4	0	0/1	0	29.1	39	26	24	18	31	10	2	1	147	.325	5	4	2	1	4
TOTAL	6.32	3-4	25	4	0	0/1	0	52.2	60	41	37	31	51	14	3	3	253	.287	10	6	4	3	4

Sechler, Connor

Year	avg	gp-gs	ab	r	h	2b	3b	hr	rbi	tb	slg%	bb	hbp	so	gdp	ob%	sf	sh	sb-att	po	a	e	fld%
2018	.000	32-0	1	0	0	0	0	0	0	0	.000	0	0	0	0	.000	0	0	0-0	3	9	0	1.000
2019	.000	0-0	0	0	0	0	0	0	0	0	.000	0	0	0	0	.000	0	0	0-0	1	1	0	1.000
TOTAL	.000	32-0	1	0	0	0	0	0	0	0	.000	0	0	0	0	.000	0	0	0-0	4	10	0	1.000

Year	era	w-l	app	gs	cq	sho	sv	ip	h	r	er	bb	so	2b	3b	hr	bf	bavg	wp	hbp	bk	sfa	sha
2018	2.98	7-1	32	0	0	0/0	8	54.1	41	18	18	22	59	6	2	2	238	.208	3	15	2	0	4
2019	1.99	2-2	13	0	0	0/1	3	31.2	19	8	7	16	39	1	0	1	132	.178	1	4	0	3	2
TOTAL	2.62	9-3	45	0	0	0/1	11	86.0	60	26	25	38	98	7	2	3	370	.197	4	19	2	3	6

Thomazin, Logan

Year	avg	gp-gs	ab	r	h	2b	3b	hr	rbi	tb	slg%	bb	hbp	so	gdp	ob%	sf	sh	sb-att	po	a	e	fld%
2019	.000	0-0	0	0	0	0	0	0	0	0	.000	0	0	0	0	.000	0	0	0-0	0	5	0	1.000
TOTAL	.000	0-0	0	0	0	0	0	0	0	0	.000	0	0	0	0	.000	0	0	0-0	0	5	0	1.000

Year	era	w-l	app	gs	cq	sho	sv	ip	h	r	er	bb	so	2b	3b	hr	bf	bavg	wp	hbp	bk	sfa	sha
2019	7.18	1-3	10	4	0	0/0	0	26.1	26	23	21	13	30	5	1	3	128	.271	4	13	0	4	2
TOTAL	7.18	1-3	10	4	0	0/0	0	26.1	26	23	21	13	30	5	1	3	128	.271	4	13	0	4	2

MISSOURI STATE BASEBALL

Game 32 | MISSOURI STATE BEARS (11-20) at KANSAS JAYHAWKS (16-15) | April 9 | Lawrence, Kan. | Hoglund Ballpark (2,500) | KBFL 1060 AM/96.9 FM | ESPN+

MISSOURI STATE CAREER STATISTICS

Whetstone, Ben

Year	avg	gp-gs	ab	r	h	2b	3b	hr	rbi	tb	slg%	bb	hbp	so	gdp	ob%	sf	sh	sb-att	po	a	e	fld%
2017	.050	15-2	20	1	1	0	0	0	1	1	.050	4	0	7	0	.208	0	0	0-0	2	0	0	1.000
2018	.278	57-57	212	31	59	10	0	9	39	96	.453	31	5	47	1	.378	3	0	5-5	458	29	4	.992
2019	.229	31-31	109	14	25	5	0	1	10	33	.303	16	7	24	3	.361	1	0	0-2	221	14	1	.996
TOTAL	.249	103-90	341	46	85	15	0	10	50	130	.381	51	12	78	4	.363	4	0	5-7	681	43	5	.993

Wiley, Logan

Year	avg	gp-gs	ab	r	h	2b	3b	hr	rbi	tb	slg%	bb	hbp	so	gdp	ob%	sf	sh	sb-att	po	a	e	fld%
2018	.000	22-11	0	0	0	0	0	0	0	0	.000	0	0	0	0	.000	0	0	0-0	2	9	1	.917
2019	.000	0-0	0	0	0	0	0	0	0	0	.000	0	0	0	0	.000	0	0	0-0	1	8	0	1.000
TOTAL	.000	22-11	0	0	0	0	0	0	0	0	.000	0	0	0	0	.000	0	0	0-0	3	17	1	.952

Year	era	w-l	app	gs	cq	sho	sv	ip	h	r	er	bb	so	2b	3b	hr	bf	bavg	wp	hbp	bk	sfa	sha
2018	4.13	7-6	22	11	0	0/0	1	85.0	84	46	39	23	68	13	1	5	370	.251	11	8	0	1	3
2019	4.68	1-5	8	8	0	0/1	0	42.1	51	27	22	8	35	11	3	4	195	.295	0	8	0	2	4
TOTAL	4.31	8-11	30	19	0	0/1	1	127.1	135	73	61	31	103	24	4	9	565	.266	11	16	0	3	7

Witherspoon, Nate

Year	avg	gp-gs	ab	r	h	2b	3b	hr	rbi	tb	slg%	bb	hbp	so	gdp	ob%	sf	sh	sb-att	po	a	e	fld%
2017	.000	0-0	0	0	0	0	0	0	0	0	.000	0	0	0	0	.000	0	0	0-0	0	7	0	1.000
2018	.000	20-0	0	0	0	0	0	0	0	0	.000	0	0	0	0	.000	0	0	0-0	0	4	0	1.000
2019	.000	0-0	0	0	0	0	0	0	0	0	.000	0	0	0	0	.000	0	0	0-0	0	1	0	1.000
TOTAL	.000	20-0	0	0	0	0	0	0	0	0	.000	0	0	0	0	.000	0	0	0-0	0	12	0	1.000

Year	era	w-l	app	gs	cq	sho	sv	ip	h	r	er	bb	so	2b	3b	hr	bf	bavg	wp	hbp	bk	sfa	sha
2017	4.29	4-3	15	5	0	0/1	0	42.0	43	21	20	15	40	8	0	4	181	.270	4	2	1	2	3
2018	3.24	1-0	20	0	0	0/0	0	25.0	27	11	9	8	20	6	0	3	111	.278	2	2	0	1	3
2019	7.62	1-0	10	0	0	0/0	0	13.0	17	16	11	5	11	3	1	1	67	.333	2	6	0	5	0
TOTAL	4.50	6-3	45	5	0	0/1	0	80.0	87	48	40	28	71	17	1	8	359	.283	8	10	1	8	6

Zimmerman, Brooks

Year	avg	gp-gs	ab	r	h	2b	3b	hr	rbi	tb	slg%	bb	hbp	so	gdp	ob%	sf	sh	sb-att	po	a	e	fld%
2018	.219	40-26	96	14	21	3	0	6	17	42	.438	7	2	34	1	.278	3	1	0-0	49	0	2	.961
2019	.196	18-12	46	6	9	1	0	1	5	13	.283	4	1	20	1	.269	1	1	0-0	14	0	0	1.000
TOTAL	.211	58-38	142	20	30	4	0	7	22	55	.387	11	3	54	2	.275	4	2	0-0	63	0	2	.969

MISSOURI STATE BASEBALL

Game 32 | MISSOURI STATE BEARS (11-20) at KANSAS JAYHAWKS (16-15) | April 9 | Lawrence, Kan. | Hoglund Ballpark (2,500) | KBFL 1060 AM/96.9 FM | ESPN+

MISSOURI STATE RECORDS SUMMARY

Individual Batting

Games Played

Season: 66, Dant'e Brinkley, Adam Pummill, Brooks Colvin, Shaun Marcum, Rick Wilson, 2003
Career: 236, Matt Gardner, 1999-02

At-Bats

Game: 8, Earnie Johnson, Pat Kelly and Mark Neff, 5/1/88 vs. ORU;
Ryan Gotcher and Chris Taylor, 4/6/04 vs. Arkansas; Adam Pummill, 2/25/06 vs. UNC Greensboro
Season: 278, Dant'e Brinkley, 2003
Career: 972, Matt Gardner, 1999-02

Runs

Game: 6, Bobby McCulloch, 5/6/75 vs. SIU Edwardsville; Larry Doss, 5/9/87 vs. Eastern Illinois and Lance Burkhardt, 3/6/97 vs. Missouri Baptist
Season: 90, Matt Cepicky, 1999
Career: 243, Matt Gardner, 1999-02

Hits

Game: 7, Greg Resz, 3/5/91 vs. Lincoln
Season: 96, Steve Hacker and Dave Slemmer, 1995; Dant'e Brinkley, 2003
Career: 316, Matt Gardner, 1999-02

Singles

Game: 5, Jim Schaefer, 5/27/78 vs. Eastern Illinois; Keith Champion, 5/11/81 vs. Central Missouri; Greg Resz, 3/5/91 vs. Lincoln; Todd DeBriyn, 5/3/92 vs. UNI; Alex Manary, 3/22/94 vs. Minnesota
Season: 76, Bill Mueller, 1991
Career: 241, Kevin Medrano, 2009-12

Doubles

Game: 3, on 22 occasions, last time by Justin Paulsen, 4/29/17 at Evansville
Season: 26, Steve Hacker, 1986
Career: 67, Brayden Drake, 2006-09

Triples

Game: 3, Ken Brown, 4/8/66 vs. Missouri S&T
Season: 12, Dant'e Brinkley, 2001
Career: 20, Mark Garrett, 1979-82

Home Runs

Game: 4, John Knott, 5/2/92 vs. UNI
Season: 37, Steve Hacker, 1995
Career: 63, Jason Hart, 1996-98

Runs Batted-In

Game: 11, John Knott, 5/2/92 vs. UNI
Season: 100, Matt Cepicky, 1999
Career: 203, Jason Hart, 1996-98

Batting Average

Season: .442, J. D. Warner, 1983
Career: .426, J. D. Warner, 1982-83
Career (4 years): .376, Bill Mueller, 1990-93

Consecutive Games Hitting Safely

30, Brayden Drake, 4/27/08-3/25/09

Total Bases

Game: 17, John Knott, 5/2/92 vs. UNI
Season: 225, Steve Hacker, 1995
Career: 506, Jason Hart, 1996-98

Extra-Base Hits

Game: 5, Larry Doss, 5/9/87 vs. Eastern Illinois
Season: 55, Steve Hacker, 1995
Career: 116, Jason Hart, 1996-98

Slugging Average

Season: .957, Steve Hacker, 1995
Career: .725, Jason Hart, 1996-98

Hit By Pitch

Game: 3, Jud Kindle, 2/20/04 vs. Little Rock
Ryan Mantle, 2/22/08 vs. DBU; Brayden Drake, 5/11/08 vs. Middle Tennessee; Ben Whetstone at Murray State, 4/3/19
Season: 23, Jeremy Isenhower, 2002
Career: 41, Ben Carlson, 2007-09

Walks

Game: 5, Cory Krueger, 3/15/91 vs. Austin Peay; Steve Hacker, 4/23/95 vs. UNI; and Lance Burkhardt, 2/14/97 vs. Nevada
Season: 55, Dylan Becker, 2015
Career: 154, Bill Mueller, 1990-93

Strikeouts

Game: 5, Greg Mathis, 5/1/01 vs. Missouri; Tyler Ryan, 2/26/10 at UTA
Season: 74, Ryan Howard, 2001
Career: 207, Nick Kays, 1997-00

On-Base Percentage

Season: .563, Dan Iseminger, 1983
Career: .493, Rick Clarkston, 1983-84

Sacrifice Hits

Game: 3, Joey Hawkins, 5/22/14 vs. Bradley; Ken Watkins, 5/23/69 vs. Minnesota State
Season: 29, Joey Hawkins, 2015
Career: 62, Joey Hawkins, 2012-15

Sacrifice Flies

Game: 2, held by many players
Season: 9, Brooks Colvin, 2003
Career: 17, Brooks Colvin, 2001-04

Stolen Bases

Game: 4, Larry Doss, 3/6/86 vs. Evangel; Greg Brewer, 4/15/86 vs. Evangel
Season: 30, Greg Brewer, 1986
Career: 69, Dant'e Brinkley, 2000-03

Game-Winning RBI

Season: 13, Steve Meyer, 1986; Steve Hacker, 1995
Career: 23, Steve Hacker, 1993-95

Individual Fielding

Putouts

Game: 19, Tom Hodge, 3/23/67 vs. Oklahoma Christian; Tim Rafferty, 2/25/06 vs. UNC Greensboro; Connor Smith, 3/29/14 vs. Southern Illinois
Season: 545, Justin Paulsen, 2015
Career: 1,588, Justin Paulsen, 2015-17

Assists

Game: 10, Curt Courtwright, 5/10/09 at Creighton
Season: 192, Joey Hawkins, 2015
Career: 656, Chris Curry, 1995-98

Errors

Game: 4, set on 5 occasions, last time by Jon Hale, 3/3/96 vs. ORU
Season: 30, Brooks Colvin, 2001
Career: 73, Brooks Colvin, 2001-04

Total Chances

Game: 21, Brian Mahaffey, 5/1/88 vs. ORU
Season: 601, Jason Hart, 1997
Career: 1,703, Justin Paulsen, 2015-17

Double Plays

Game: 5, Ryan Howard, 3/30/99 vs. SE Missouri
Season: 60, Ryan Howard, 1999
Career: 151, Ryan Howard, 1999-01

Fielding Average

Season: 1.000, Bill Helfrecht, 1968; Jim Anderson, 1970; Corby Fister and Cory Krueger, 1989; Chad Lakin and Cory Krueger, 1990; Shawn Padgett, 1991; Chad Lakin, 1992; Micah Holst, 1999; Dant'e Brinkley, 2002; Nolan Keane, 2008; Aaron Conway, 2010
Career: .993, Ben Whetstone, 2017-pr.

Individual Pitching

Games

Season: 37, Jake Fromson, 2017
Career: 88, Bryan Young, 2014-17

Games Started

Season: 17, Doug Still, 2017; Matt Hall, 2015; Cody Schumacher, 2012
Career: 49, Brad Ziegler, 2000-03

Complete Games

Season: 10, Brian Wisser, 1986
Career: 18, Brad Ziegler, 2000-03

Innings Pitched

Game: 11.0, John Rheinecker, 3/3/01 vs. Arkansas State
Season: 125.0, Matt Hall, 2015
Career: 365.0, Brad Ziegler, 2000-03

Consecutive Scoreless Innings Pitched

Season: 38.1, Nick Petree, 4/6/12 to 5/17/12
Career: 38.1, Nick Petree, 4/6/12 to 5/17/12

Hits Allowed

Game: 16, Tom Fulkerson, 3/19/85 vs. UTA
Season: 115, Brad Ziegler, 2003
Career: 371, Brad Ziegler, 2000-03

Fewest Hits Allowed

Game: 0, Steve Dunn, 4/12/79 vs. Evangel (5 inn.); Scott Buchheit-Darrell Maus-Matt Brewer-Terry Menown, 3/14/89 vs. Lincoln; Mike Whitley, 5/2/94 vs. SE Missouri (7 inn.)

Runs Allowed

Game: 13, Rand Chappell, 3/20/84 vs. Southern; Scott Prince, 3/11/85 vs. Indiana State
Season: 71, Jim Gibbs, 1987; Jarrod Mays, 1996
Career: 207, John Hardin, 1996-00

Earned Runs Allowed

Game: 12, Mike Hill, 4/18/75 vs. Central Missouri; Scott Prince, 3/11/85 vs. Indiana State
Season: 63, Scott Geitz, 1998
Career: 169, John Hardin, 1996-00

Walks Allowed

Game: 10, Stean Thornton, 5/2/76 vs. UMSL
Season: 75, Dirk Lindauer, 1991
Career: 206, Mike Whitley, 1992-95

Strikeouts

Game: 17, Charles Burt, 5/16/69 vs. Northwest Missouri State; Gary Wilson, 3/23/67 vs. Oklahoma Christian
Season: 171, Matt Hall, 2015
Career: 330, Brad Ziegler, 2000-03

Earned Run Average

Season: 0.59, Dick Jones, 1971
Career: 1.55, Dick Jones, 1969-72

Wins

Season: 12, Matt Hall, 2015; Brad Ziegler, 2003
Career: 32, Brad Ziegler, 2000-03

Losses

Season: 9, Brett Sinkbeil, 2005; Pat Doyle, 2010; Mike Kickham, 2010
Career: 16, Gary Wilson, 1964-67; Dustin Tignor, 1996-00; Pat Doyle, 2007-10

Winning Percentage

Season (6 or more wins): 1.000, Sam Perez, 2016; Bryan Young, 2015; Ken Watkins, 1969; Jody Payne, 1978; Kirby Cannon, 1980; Dan Harwell, 1983; Tim Clubb, 2008
Career: .909, Sam Perez, 2013-16; Greg Reed, 1987-88

Shutouts

Season: 3, Ken Watkins, 1969; Steve Dunn, 1979; Greg Reed, 1988; Craig Sands, 1990; Paul Marsala, 2004
Career: 4, Ken Watkins, 1967-70

Saves

Season: 16, Bryan Young, 2015
Career: 35, Bryan Young, 2014-17

Team Batting

Games Played

Season: 66, 2003

At-Bats

Game: 64, 5/1/88 vs. ORU
Season: 2,260, 2002

Runs

Game: 37, 3/7/88 vs. Benedictine
Season: 607, 1999

Hits

Game: 34, 3/7/88 vs. Benedictine; 3/21/89 vs. UMBC
Season: 720, 2002

Doubles

Game: 10, 3/11/95 vs. Truman
Season: 149, 2002

Triples

Game: 6, 4/8/66 vs. Missouri S&T
Season: 36, 2001

Home Runs

Game: 12, 4/20/99 vs. Pittsburg State
Season: 144, 1999

Runs Batted-In

Game: 36, 3/7/88 vs. Benedictine
Season: 561, 1999

Batting Average

Season: .373, 1981

Total Bases

Game: 72, 4/20/99 vs. Pittsburg State
Season: 1,275, 1999

Extra-Base Hits

Game: 19, 4/20/99 vs. Pittsburg State
Season: 270, 1999

Slugging Average

Season: .626, 1999

Game-Winning RBI

Season: 45, 1986

Hit By Pitch

Game: 9, 2/22/08 vs. DBU; 5/11/08 vs. Middle Tennessee
Season: 80, 2004

Walks

Game: 18, 4/5/16 vs. Saint Louis
Season: 351, 2017

Strikeouts

Game: 26, 2/26/10 at UTA
Season: 516, 2017

Fewest Strikeouts

Season: 116, 1981

Sacrifice Hits

Game: 6, 4/25/81 vs. UMSL
Season: 54, 2015

Sacrifice Flies

Game: 5, 5/19/02 vs. Indiana State; 4/3/07 vs. SEMO
Season: 44, 2002

Stolen Bases

Game: 10, 3/18/85 vs. North Texas; 4/15/86 vs. Evangel
Season: 118, 1986

Team Fielding

Putouts

Game: 48, 5/1/88 vs. ORU; 4/6/04 vs. Arkansas
Season: 1,703, 2003

Assists

Game: 25, 5/1/88 vs. ORU
Season: 686, 1997

Errors

Game: 11, 3/14/64 vs. Arkansas State
Season: 134, 1984

Fewest Errors

Season: 37, 1968

Total Chances

Game: 74, 5/1/88 vs. ORU
Season: 2,456, 2002

Double Plays

Game: 5, 3/15/85 vs. Missouri Western
Season: 66, 1986

Fielding Average

Season: .976, 2015

Team Pitching

Complete Games

Season: 34, 1986

Innings Pitched

Game: 16, 5/1/88 vs. ORU; 4/6/04 vs. Arkansas
Season: 567.2, 2003

Walks

Game: 17, 5/25/97 vs. Rice
Season: 317, 1992

Strikeouts

Game: 19, 3/23/67 vs. Oklahoma Christian
Season: 560, 2017

Shutouts

Season: 11, 2012

Saves

Season: 18, 2015 and 2011

Earned Run Average

Season: 2.57, 2012

MISSOURI STATE BASEBALL

Game 32 | MISSOURI STATE BEARS (11-20) at KANSAS JAYHAWKS (16-15) | April 9 | Lawrence, Kan. | Hoglund Ballpark (2,500) | KBFL 1060 AM/96.9 FM | ESPN+

MISSOURI STATE SINGLE-SEASON RECORDS

Hitting

Games	At Bats	Runs
Dant'e Brinkley (03)	66	278
Brooks Colvin (03)	66	267
Shaun Marcum (03)	66	256
Adam Pummill (03)	66	251
Rick Wilson (03)	66	251
Greg Mathis (03)	65	250
Tony Piazza (03)	64	249
Matt Gardner (02)	64	248
Greg Mathis (02)	64	248
Tony Piazza (02)	64	248

Hits	Singles	Doubles
Dant'e Brinkley (03)	96	76
Steve Hacker (95)	96	71
Dave Slemmer (95)	96	67
Micah Holst (99)	94	63
Ben Woodbury (08)	92	62
Matt Cepicky (99)	92	62
Jason Hart (98)	92	62
Jason Hart (97)	91	61
Brandon Jackson (98)	89	60
Kevin Medrano (10)	86	59
Mueller (91)-Brinkley (02)	86	59

Triples	Home Runs	Runs Batted-In
Dant'e Brinkley (01)	12	37
Aaron Conway (09)	8	30
Evan Pratte (90)	8	28
Mark Garrett (81)	8	25
Bobby Narron (80)	8	24
Hunter Steinmetz (16)	7	23
Greg Mathis (01)	7	23
Brad Kennedy (96)	7	22
Greg Brewer (86)	7	21
J.D. Warner (83)	7	21

Game-Winning RBI	Batting Average	On-Base Percentage
Steve Hacker (95)	13	442
Steve Meyer (86)	13	440
Chris Playter (09)	11	438
Jake Burger (17)	10	432
Matt Brewer (89-91)	10	427
Bax (84)-Bailey (82)	10	416
Brian Mahaffey (87)	9	416
Brent Seifert (12)-Matheny (15)	8	416
Pratte (91)-Cepicky (99)	8	414
Dave (81)-Bartlett (90)	8	414

Extra-Base Hits	Total Bases	Slugging Average
Steve Hacker (95)	55	225
Steve Meyer (86)	48	193
Jason Hart (98)	43	191
Spencer Johnson (16)	41	173
Matt Cepicky (99)	40	168
Jeremy Eierman (17)	39	165
Lance Burkhardt (96)	38	164
Matt Cepicky (98)	37	162
Jason Hart (97)	37	160
Dave Slemmer (95)	37	159

Walks	Strikeouts	Hit By Pitch
Dylan Becker (15)	55	74
Bill Mueller (91)	52	69
Spencer Johnson (16)	46	68
Spencer Johnson (15)	46	67
John Privitera (18)	45	66
Spiker Helms (12)	44	62
Brad Kennedy (95)	44	61
Burger (17)-Paulsen (15)	43	59
Helms (11)-Keane (08)	42	58
Fister (90)-Guttin (76)	42	57

Stolen Bases	Sacrifice Hits	Sacrifice Flies
Greg Brewer (86)	30	29
Mike Ruble (88)	29	19
Dant'e Brinkley (02)	25	14
John Wahlig (87)	25	13
Aaron Conway (10)	24	12
Dant'e Brinkley (03)	24	11
Bill Mueller (92)	23	11
Larry Doss (86)	22	10
Jeremy Eierman (18)	20	9
Matt Lawson (06)	20	9
Bill Goedde (86)	20	9

Pitching

Games	Games Started
Jake Fromson (17)	37
Sam Perez (16)	36
Connor Sechler (18)	32
Zach Merciez (15)	31
Bryan Young (15)	30
Sam Perez (15)	27
Tyler Burgess (12)-Young (15)	26
Scott Geitz (95)	26
Five tied with	25

Complete Games	Innings Pitched
Brian Wisser (86)	10
Stacey Burke (86)	8
Kirby Cannon (79)	8
Dick Jones (71)	8
Mark Lopinet (70)	8
Ken Watkins (69)	8
Jim Gibbs (86, 87)	7
Tom Fulkerson (84)	7
Rick Brandell (82)	7
Newell (66)-Watkins (70)	7

Hits Allowed	Runs Allowed
Brad Ziegler (03)	115
Jarrold Mays (96)	113
Pat Doyle (10)	112
Derek Drage (04)	107
Paul Crain (91)	107
Brian Wisser (86)	104
Mike Kickham (10)	101
Chad Mulholland (03)	101
Blake Barber (11)	100
Jim Gibbs (87)	100

Earned Run Average	Earned Run Average
Scott Geitz (98)	63
Jarrold Mays (96)	60
Mike Whitley (93)	58
Mike Kickham (10)	56
Bryan Buschhorn (97)	54
Dylan Coleman (17)	53
Jim Gibbs (87)	51
Tim Clubb (09)	50
Brad Ziegler (03)	50
Paul Crain (91)	48

Walks	Strikeouts
Dirk Lindauer (91)	75
Mike Whitley (93)	68
Dylan Coleman (18)	59
Bart Evans (92)	58
John Hardin (00)	54
Bryan Buschhorn (97)	52
John Hardin (99)	52
Mike Whitley (92)	52
Mike Godfrey (86)	51
Dylan Coleman (17)	50

Victories	Losses
Matt Hall (15)	12
Brad Ziegler (03)	12
Clubb (08)-Baumann (09)	11
Dylain Coleman (18)	10
Petree (12)-Mulholland (03)	10
Mays (95)-Wisser (86)	10
Petree (11)-Perez (15)	9
Garola (97)-Ziegler (01)	9
Gibbs (87)-Lindauer (91)	9
Watkins (69)-Anderson (80)	9

Winning Percentage	Shutouts
Sam Perez (16)	1.000
Bryan Young (15)	1.000
Tim Clubb (08)	1.000
Dann Whiteside (90)	1.000
Channy Harwell (83)	1.000
Kirby Cannon (80)	1.000
Jody Payne (78)	1.000
Ken Watkins (69)	1.000
Buddy Baumann (09)	.917
Sam Perez (15)	.909
Steve Anderson (80)	.900

Fielding

Putouts	
Justin Paulsen (15)	545
Jason Hart (97)	543
Justin Paulsen (17)	536
Jason Hart (96)	531
Justin Paulsen (16)	507
Ryan Howard (00)	504
Tim Rafferty (06)	503
Tony Piazza (03)	500
Luke Voit (12)	499
Steve Hacker (95)	497

Assists	
Joey Hawkins (15)	192
Joey Hawkins (14)	185
Evan Pratte (91)	184
Pat Kelly (88)	179
Jeremy Eierman (17)	178
Dan Firiti (00)	178
Brad Kennedy (96)	175
Chris Curry (97)	170
Travis McComack (13)	168
Dan Firiti (99)	166

Errors	
Brooks Colvin (01)	30
Dan Firiti (99)	27
Mike Collier (00)	24
Dan Firiti (00)	24
Lance Burkhardt (96)	24
Matt Gardner (01)	23
Brad Kennedy (96)	23
Rick Clarkston (84)	22
Five players tied with	21

Total Chances	
Jason Hart (97)	601
Justin Paulsen (17)	579
Jason Hart (96)	578
Justin Paulsen (15)	572
Luke Voit (12)	561
Ben Margalski (01)	557
Tony Piazza (02)	553
Ryan Howard (00)	553
Justin Paulsen (16)	550
Tony Piazza (03)	547

Double Plays	
Ryan Howard (99)	60
Steve Meyer (86)	58
Jason Hart (97)	53
Jim Calhoun (90)	52
Dan Firiti (99)	51
Ryan Howard (00)	48
Jason Hart (98)	48
Steve Hacker (95)	48
Matt Lawson (07)	47
Two players tied with	46

Fielding Average	
Aaron Conway (10)	1.000
Kyle Paul (07)	1.000
Dant'e Brinkley (02)	1.000
Micah Holst (99)	1.000
Chad Lakin (92)	1.000
Shawn Padgett (91)	1.000
Corby Fister (89)	1.000
Cory Krueger (89)	1.000
Jim Anderson (70)	1.000
Bill Helfrecht (68)	1.000

Saves	
Bryan Young (15)	16
Dan Kickham (11)	13
Shaun Marcum (03)	13
Bryan Young (16)	11
Tyler Burgess (12)	11
Chris Krawczyk (06)	9
Connor Sechler (18)	8
Bryan Young (17)	8
Matt Frevert (08)	8
Grant Gordon (10)	7
Tony Floyd (88)	7

Statistical Minimums: Batting Average, Slugging Average and On Base Percentage based on minimum of one time at bat for each game played by team; Fielding Average based on minimum of 50 total chances; Earned Run Average based on minimum of one inning pitched per game played by team; Winning Percentage based on a minimum of six decisions.

MISSOURI STATE BASEBALL

Game 32 | MISSOURI STATE BEARS (11-20) at KANSAS JAYHAWKS (16-15) | April 9 | Lawrence, Kan. | Hoglund Ballpark (2,500) | KBFL 1060 AM/96.9 FM | ESPN+

MISSOURI STATE CAREER RECORDS

Hitting

Games	At Bats	Runs	Games
Matt Gardner (99-02)	236	Matt Gardner (99-02)	243
Greg Mathis (00-03)	232	Bill Mueller (90-93)	234
Chris Curry (95-98)	227	Micah Holst (96-99)	217
Brooks Colvin (01-04)	224	Dant'e Brinkley (00-03)	188
Micah Holst (96-99)	223	Chris Curry (95-98)	188
Evan Pratte (88-91)	220	Brayden Drake (06-09)	183
Kevin Medrano (09-12)	217	Dant'e Brinkley (00-03)	180
Dylan Becker (12-15)	216	Brooks Colvin (01-04)	176
Bill Mueller (90-93)	216	Luke Voit (10-13)	170
Dant'e Brinkley (00-03)	215	Evan Pratte (88-91)	170
Hits	Singles	Doubles	Complete Games
Matt Gardner (99-02)	316	Brayden Drake (06-09)	18
Kevin Medrano (09-12)	310	Bill Mueller (90-93)	18
Bill Mueller (90-93)	289	Matt Gardner (99-02)	16
Micah Holst (96-99)	284	Chad Lakin (90-93)	15
Dant'e Brinkley (00-03)	279	Micah Holst (96-99)	15
Brayden Drake (06-09)	268	Dant'e Brinkley (00-03)	15
Chris Curry (95-98)	266	Evan Pratte (88-91)	15
Jason Hart (96-98)	263	Brooks Colvin (01-04)	14
Greg Mathis (00-03)	262	Greg Mathis (00-03)	14
Evan Pratte (88-91)	259	Chris Curry (95-98)	14
		Brayden Drake (06-09)	13
Triples	Home Runs	Runs Batted-In	Hits Allowed
Mark Garrett (79-82)	20	Jason Hart (96-98)	371
Dant'e Brinkley (00-03)	19	Nick Kays (97-00)	297
Aaron Conway (08-11)	16	Nick Kays (97-00)	289
Evan Pratte (88-91)	15	Steve Hacker (93-95)	281
Greg Mathis (00-03)	13	Ryan Howard (99-01)	277
Micah Holst (96-99)	13	Matt Cepicky (97-99)	276
Jeremy Isenhower (01-02)	12	Jake Burger (15-17)	276
Bill Mueller (90-93)	12	Jeremy Eierman (16-18)	266
J.D. Warner (82-83)	12	Brian Mahaffey (85-88)	259
Blakley (74-77)-Snider (76-79)	12	Ben Carlson (07-09)	250
		Chris Curry (95-98)	243
Game-Winning RBI	Batting Average	On-Base Percentage	Earned Run Average
Steve Hacker (93-95)	23	J.D. Warner (82-83)	1.55
Matt Brewer (89-91)	22	Danny Iseminger (83-84)	1.69
Matt Gardner (99-02)	19	Rick Clarkston (84-85)	1.76
Luke Voit (10-13)	18	Jeff Kaiser (87-88)	1.91
Matt Cepicky (97-99)	18	Corey Fister (89-90)	2.49
Evan Pratte (88-91)	18	Rick Hardesty (82-83)	2.50
Jake Burger (15-17)	17	Larry Doss (86-87)	2.51
Chris Playter (05-09)	17	Dave Herbert (80-83)	2.65
Jason Hart (96-98)	17	Larry Goessling (77-78)	2.66
Brian Mahaffey (85-88)	17	Doug Bagby (72-73)	2.88
		Bill Mueller (90-93)	
Extra-Base Hits	Total Bases	Slugging Average	Walks
Jason Hart (96-98)	116	Jason Hart (96-98)	206
Steve Hacker (93-95)	110	Steve Hacker (93-95)	191
Matt Gardner (99-02)	103	Matt Cepicky (97-99)	158
Nick Kays (97-00)	102	Brian Mahaffey (85-87)	139
Brayden Drake (06-09)	101	Ryan Howard (99-01)	128
Jake Burger (15-17)	100	Mark Menneisier (77-78)	125
Chris Curry (95-98)	98	Larry Goessling (77-78)	121
Matt Cepicky (97-99)	97	Lance Burthart (96-97)	119
Jeremy Eierman (16-18)	95	Bob Blakley (74-77)	115
Brian Mahaffey (85-88)	95	Brad Kennedy (95-96)	113
Walks	Strikeouts	Hit By Pitch	Victories
Bill Mueller (90-93)	154	Ben Carlson (07-09)	32
Spencer Johnson (13-16)	133	Matt Gardner (99-02)	27
Eric Cheray (12-15)	129	Micah Holst (96-99)	25
Dylan Becker (12-15)	124	Aaron Conway (08-11)	24
Justin Paulsen (15-17)	118	Jeremy Isenhower (01-02)	23
Travis McComack (09-13)	116	Tate Matheny (13-15)	21
Hunter Steinmetz (16-18)	115	Brayden Drake (06-09)	21
J.J. Scerba (92-96)	104	Matt Brown (17-18)	20
Nolan Keane (05-08)	102	Burger (15-17)-Kneeshaw (92-96)	20
Chris Curry (95-98)	98	J.J. Scerba (92-96)	20
Stolen Bases	Sacrifice Hits	Sacrifice Flies	Winning Percentage
Dant'e Brinkley (00-03)	69	Brooks Colvin (01-04)	.909
Aaron Conway (08-11)	69	Greg Reed (87-88)	.909
Bill Mueller (90-93)	65	Justin Paulsen (15-17)	.870
Mark Garrett (79-82)	54	Evan Pratte (88-91)	.846
Micah Holst (96-99)	52	Luke Voit (10-13)	.840
Mike Ruble (84-88)	52	Dant'e Brinkley (00-03)	.813
Bobby Barron (77-80)	49	Brant Bartlett (89-90)	.794
Jeremy Eierman (16-18)	44	Matt Gardner (99-02)	.789
Jeff Sauer (92-94)	44	John Knott (92)	.781
Greg Mathis (00-03)	43	Mike Royle (77-80)	.778
Fielding	Putouts	Assists	Errors
Justin Paulsen (15-17)	1588	Chris Curry (95-98)	73
Jason Hart (96-98)	1515	Evan Pratte (88-91)	67
Luke Voit (10-13)	1453	Travis McComack (09-13)	65
Ryan Howard (99-01)	1409	Kevin Medrano (09-12)	56
Tim Rafferty (02-06)	1275	Joey Hawkins (12-15)	52
Ron Snider (76-79)	1167	Bill Mueller (90-93)	54
J.J. Scerba (92-96)	1006	Evan Pratte (88-91)	54
Steve Hacker (93-95)	1001	Eric Cheray (12-15)	473
Tony Piazza (02-03)	979	Steve Hacker (93-95)	472
Ben Margalski (00-01)	847	Jeremy Eierman (16-pr.)	469
Chances	Total Chances	Double Plays	Fielding Average
Justin Paulsen (15-17)	1703	Ryan Howard (99-01)	151
Jason Hart (96-98)	1645	Jason Hart (96-98)	147
Luke Voit (10-13)	1637	Chris Curry (95-98)	141
Ryan Howard (99-01)	1546	Justin Paulsen (15-17)	122
Tim Rafferty (02-06)	1367	Evan Pratte (88-91)	121
Ron Snider (76-79)	1253	Kevin Medrano (09-12)	113
Chris Curry (95-98)	1187	Travis McComack (09-13)	111
J.J. Scerba (92-96)	1155	Matt Gardner (99-02)	107
Tony Piazza (02-03)	1100	Tim Rafferty (02-06)	105
Steve Hacker (93-95)	1074	Ron Snider (76-79)	95
Ben Whetstone (17-pr.)	993	Fielding Average	Saves
Steve Seal (69-70)	992	Ben Whetstone (17-pr.)	35
Tate Matheny (13-15)	991	Steve Seal (69-70)	18
Kyle Paul (07-08)	991	Tate Matheny (13-15)	15
Doug Bagby (72-73)	991	Kyle Paul (07-08)	14
Piazza (02-03)-Reinsch (82-83)	990	Doug Bagby (72-73)	14
Landan Ruff (15-18)	990	Piazza (02-03)-Reinsch (82-83)	13
Hacker (93-95)-Goessling (77-78)	989	Landan Ruff (15-18)	13
Fultz (14-16)-Castro (15-16)	988	Hacker (93-95)-Goessling (77-78)	11
Ron Snider (76-79)	988	Fultz (14-16)-Castro (15-16)	11
		Ron Snider (76-79)	11
Shutouts	Losses	Connor Sechler (18-pr.)	11
Ken Watkins (67-70)	5	Dan Kickham (11)	11
Brett Sinkbeil (04-06)	3	Chris Krawczyk (03-06)	11
Brad Ziegler (00-03)	3	Matt Gilmer (94-97)	11
Paul Marsala (03-04)	3	Tony Floyd (87-88)	9
Kyler Sands (90-91)	3	Dave Dickensheet (79-82)	9
John Rheinecker (00-01)	3		
Greg Reed (87-88)	3		
Dave Dickensheet (79-82)	3		
Dunn (77-79)-Palmer (73-76)	3		
Hill (75-76)-Lopinot (70-71)	3		
Jones (69-72)-Wilson (64-67)	3		

Statistical Minimums: Batting Average, Slugging Average and On Base Percentage based on minimum of 150 at bats in career; Fielding Average based on minimum of 150 total chances; Earned Run Average based on a minimum of 75.0 IP; Winning Percentage based on a minimum of 10 victories.

Pitching

Games	Games Started	Complete Games	Innings Pitched	Runs Allowed	Earned Run Average	Strikeouts	Losses
Bryan Young (14-17)	88	Brad Ziegler (00-03)	365.0	John Hardin (96-00)	207	Brad Ziegler (00-03)	330
Scott Geitz (95-98)	87	Ken Watkins (67-70)	311.2	Brad Ziegler (00-03)	205	Dylan Coleman (16-18)	317
Zach Merciez (12-15)	84	Kirby Cannon (77-80)	281.0	Jordan Knutson (14-17)	184	Nick Petree (11-13)	306
Grant Gordon (10-13)	82	Dale Bowling (85-89)	279.2	Scott Geitz (95-98)	183	Matt Hall (13-15)	275
Sam Perez (13-16)	80	Wade Palmer (73-76)	278.0	Jeff Gray (01-04)	175	Brett Sinkbeil (04-06)	256
Jake Franson (16-18)	79	Gary Wilson (64-67)	274.1	John Hardin (96-00)	157	Jordan Knutson (14-17)	247
Pat Doyle (07-10)	73	Jim Gibbs (85-87)	266.0	Ben Walker (94-98)	154	Jarrold Mays (94-96)	247
Chris Krawczyk (03-06)	70	Mark Lopinot (70-71)	259.1	Mike Whitley (92-95)	154	Darren Garrison (86-89)	244
Jordan Knutson (14-17)	68	Dick Jones (69-72)	258.2	Jordan Knutson (14-17)	153	Kirby Cannon (77-80)	243
Brad Ziegler (00-03)	66	Wisser (85-86)-Crain (89-91)	244.0	Tim Clubb (07-09)	150	Dirk Lindauer (90-91)	227
Runs Allowed	Earned Run Average	Walks	Victories	Winning Percentage	Shutouts	Losses	Saves
John Hardin (96-00)	1.55	Mike Whitley (92-95)	206	Sam Perez (13-16)	5	Pat Doyle (07-10)	3
Bryan Buschhorn (96-99)	1.69	John Hardin (96-00)	191	Greg Reed (87-88)	3	Dustin Tignor (96-00)	3
Scott Geitz (96-98)	1.48	Dylan Coleman (16-18)	158	Darren Garrison (86-88)	3	Gary Wilson (64-67)	3
Brad Ziegler (00-03)	1.47	Dave Dickensheet (79-82)	139	Mike Hill (75-76)	3	Grant Gordon (10-13)	3
Dylan Coleman (16-18)	1.36	Steve Anderson (78-81)	128	Kyler Sands (90-91)	3	Brett Sinkbeil (04-06)	3
Jordan Knutson (14-17)	1.36	Scott Geitz (95-98)	125	Paul Crain (89-90)	3	John Hardin (96-00)	3
Jeff Gray (01-04)	1.33	Jordan Knutson (14-17)	121	Greg Reed (87-88)	3	Pierce Johnson (10-12)	3
Mike Whitley (92-95)	1.28	Jeff Gray (01-04)	122	Nick Petree (11-13)	3	John Rheinecker (00-01)	3
Dustin Tignor (96-00)	1.22	Mike Whitley (92-95)	128	Gray (01-04)-Dickensheet (79-82)	23	Greg Reed (87-88)	3
Jarrold Mays (94-96)	1.21	Dustin Tignor (96-00)	121	Knutson (14-17)-Clubb (07-09)	21	John Hardin (96-00)	3
				Geitz (95-98)-Watkins (67-70)	21	Pierce Johnson (10-12)	3
				Sam Perez (13-16)	20	Jeff Gray (01-04)	3
				Garrison (86-89)-Mays (94-96)	20	Whitley (92-95)-Mays (94-96)	3
				Palmer (73-76)-Anderson (78-81)	20		

MISSOURI STATE BASEBALL

Game 32 | MISSOURI STATE BEARS (11-20) at KANSAS JAYHAWKS (16-15) | April 9 | Lawrence, Kan. | Hoglund Ballpark (2,500) | KBFL 1060 AM/96.9 FM | ESPN+

THE LAST TIME...

A Missouri State Hitter Had...

8 at-bats in a game	Adam Pummill vs. UNC Greensboro, 2/25/06
3 at-bats in an inning	Ryan Howard, Nick Kays (both 3-for-3) vs. Evangel, 4/21/99
4 hits in a game	Ryan Skalnik vs. Illinois State, 4/21/18
5+ hits in a game	(5) Jeremy Eierman at Arkansas, 5/17/16
5+ runs in a game	(5) Jake Burger vs. Western Illinois, 3/16/16
4 runs in a game	Ben Whetstone at Murray State, 4/3/19
3+ doubles in a game	(3) Justin Paulsen at Evansville, 4/29/17
2+ triples in a game	(2) Eric Cheray vs. Northern Illinois, 2/21/14
A grand slam	Logan Geha at Oklahoma, 3/15/19
A pinch hit home run	Anthony Herron at Murray State, 4/3/19
An inside the park home run	Hunter Steinmetz vs. Western Illinois, 3/16/16
A pinch hit grand slam	Javier Ramos vs. Central Arkansas, 2/27/19
Hit for the cycle	Matt Cepicky at Indiana State, 3/29/98
A hit from each side of the plate	Drew Millas at Southeast Missouri, 4/2/19
A 10-15-game hit streak	(13) Ben Whetstone, 5/11/18 to 6/3/18
A 16-19-game hit streak	(19) Hunter Steinmetz, 3/5/16 to 4/2/16
A 20-24-game hit streak	(20) Aaron Meyer, 3/5/16 to 4/5/16
A 25-29-game hit streak	(29) Kevin Medrano, 3/23/10 to 5/14/10
A 30-game hit streak	(30) Brayden Drake, 4/27/08 to 3/29/09
10+ RBIs in a game	(11) John Knott vs. UNI, 5/2/92
9 RBIs in a game	Spencer Johnson vs. Kansas, 4/6/16
8 RBIs in a game	Brian Fuess vs. Bradley, 3/27/99
7 RBIs in a game	Jeremy Eierman vs. CSUN, 3/25/18
6 RBIs in a game	Blake Graham vs. Wichita State, 4/23/17
5 RBIs in a game	Joey Polak at Southern Illinois, 4/5/19
10+ total bases	(12) Joey Polak at Southern Illinois, 4/5/19
Reached safely 6 times	Joey Hawkins vs. Indiana State, 3/31/13
Hits in 5+ straight at-bats	(5) John Privitera, 2/15/19 to 2/16/19
5 walks in a game	Lance Burkhart vs. Nevada, 2/14/97
4 walks in a game	Jack Duffy at Murray State, 4/3/19
4 strikeouts in a game	Dakota Kotowski at Murray State, 4/3/19
5 strikeouts in a game	Tyler Ryun at UT Arlington, 2/26/10
Stole home	Jack Duffy vs. Central Arkansas, 2/27/19
3 stolen bases	Logan Geha at Southern Illinois, 4/5/19
2 home runs in a game	Dakota Kotowski at Southern Illinois, 4/5/19
3 home runs in a game	Joey Polak at Southern Illinois, 4/5/19
Home runs in consecutive at-bats	Joey Polak at Southern Illinois, 4/5/19
Homered in 3 straight games	Jeremy Eierman, 3/3/17 to 3/5/17
Homered in 5 straight games	Brayden Drake, 5/5/09 to 5/14/09
2 hits in an inning	Ben Whetstone vs. Southern Illinois (4th), 5/12/18
Hit by 3 pitches in a game	Ben Whetstone at Murray State, 4/3/19
Hit by 2 pitches in a game	Matt Brown at Kansas, 3/27/18
Led off the game with a home run	Hunter Steinmetz at TCU, 6/11/17
A walk-off home run	Jeremy Eierman vs. Oklahoma State, 6/2/17
A walk-off grand slam	Dylan Becker vs. Bradley, 4/20/13
A grand slam by a freshman	Javier Ramos vs. Central Arkansas, 2/27/19
Consecutive multi-HR games	Ryan Howard, 2/23/00 and 2/27/00

A Missouri State Pitcher Had...

Pitched over 9 innings	(9.1) Clay Murphy vs. DBU, 5/20/14
A complete game (9)	Forrest Barnes at Southeast Missouri, 4/2/19
A complete game (7)	Dylan Coleman vs. Evansville, 5/23/18
A complete game as a freshman	Forrest Barnes at Southeast Missouri, 4/2/19
Consecutive complete games (9)	Pierce Johnson, 3/15/12 and 3/23/12
3 straight complete games	Paul Marsala (4), 3/27/04 to 4/17/04
Pitched 5.0-6.2 innings of relief	(5.2) Davis Schwab at Southern Illinois, 4/6/19
Pitched 7.0-8.2 innings of relief	(7.1) Sam Perez at Indiana State, 5/27/16
Pitched 9+ innings of relief	(10.0) J.C. Casey at Creighton, 5/27/11
A shutout (9)	Doug Still at New Mexico, 4/15/17
A shutout (7)	Dylan Coleman vs. Evansville, 5/23/18
A combined shutout (9)	Ty Buckner (5.2) and Jake Fromson (3.1) vs. CSUN, 3/24/18
A shutout as a freshman	Tim Clubb at Arkansas State, 3/20/07
3+ hit batsmen in a game	(3) Logan Thomazin at Arkansas State, 3/10/19
2+ pickoffs in a game	(2) Tyler McAlister vs. Texas Southern, 2/18/18
10+ strikeouts in a game	(11) Jake Lochner at Southern Illinois, 4/5/19
15+ strikeouts in a game	(15) Matt Hall vs. Wichita State, 5/2/15
6+ walks in a game	(8) Dylan Coleman vs. Illinois State, 4/20/18
A 15-19 inning scoreless streak	(16.1) Jake Fromson, 2/17/17 to 3/10/17
A 20+ inning scoreless streak	(22.2) Sam Perez, 5/17/16 to 5/28/16
Retired 15+ consecutive batters	(15) Austin Knight vs. Missouri, 4/25/17
Retired 20+ consecutive batters	(20) Forrest Barnes at Southeast Missouri, 4/2/19
A two-hitter	Jordan Knutson (8.0) and Jake Fromson (1.0) vs. DBU, 4/7/17
A one-hitter	Ty Buckner at Bradley, 4/29/18

A combined one-hitter	Dylan Coleman (7.0), Jake Fromson (1.0) and Bryan Young (1.0) vs. Indiana State, 5/13/17
A no-hitter	Mike Whitley (7) vs. Southeast Missouri, 5/4/94
A combined no-hitter	Scott Buchheit, Darrell Maus, Matt Brewer, Terry Menown vs. Lincoln, 3/14/89

Missouri State...

Scored 30+ runs	(30) vs. Evangel, 4/21/99
Scored 25-29 runs	(25) vs. Southwest Baptist, 4/4/00
Scored 20-24 runs	(21) at Indiana State, 5/4/08
Scored 15-19 runs	(15) vs. Central Arkansas, 2/27/19
Scored 10+ runs in an inning	(10) 5th vs. Bradley, 4/11/17
Scored 9 runs in an inning	4th at Arkansas State, 4/15/09
Scored 8 runs in an inning	2nd at Oral Roberts, 3/13/19
Scored 7 runs in an inning	7th at Oklahoma, 3/15/19
Had 30+ hits	(32) vs. Evangel, 4/21/99
Had 25-29 hits	(26) vs. Indiana State, 5/14/98
Had 20-24 hits	(22) vs. Bradley, 5/24/12
Had 6+ doubles	(6) at Evansville, 4/10/10
Had 4+ triples	(4) vs. Illinois State, 5/20/16
Stole 6+ bases	(6) vs. Indiana State, 5/12/17
Stole 4 bases in an inning	4th vs. Evansville, 4/8/18
Was hit by 6+ pitches	(7) vs. DBU, 2/25/11
Drew three consecutive HBP	vs. DBU, 2/25/11
Had 4+ sacrifice bunts	(5) at Southern Illinois, 5/10/15
Did not strike out	at Kansas State, 3/14/15
Hit into a triple play	vs. Indiana State, 5/15/09
Hit 7+ home runs	(7) vs. Middle Tennessee, 3/15/02
Hit 6 home runs	vs. Oral Roberts, 4/4/10
Hit 5 home runs	at Southern Illinois, 4/5/19
Hit 4 home runs	at Murray State, 4/3/19
Hit 2 grand slams in a game	vs. Arkansas State, 3/22/16
Walked 10+ times	(12) at Murray State, 4/3/19
Was shut out	vs. Indiana State, 3/31/19
Was shut out at home	vs. Indiana State, 3/31/19
Was shut out in consecutive games	... at Texas State (0-10), 2/17/19; vs. Cal State Fullerton (0-7), 2/22/19
Shut out back-to-back opponents	at Arkansas State, 3/1/17; vs. Central Arkansas, 3/3/17
Struck out 10+ batters	(12) at Southern Illinois, 4/5/19
Struck out 10+ times	(12) at Southern Illinois, 4/5/19
Was held to two or fewer hits	(2) at Arkansas State, 3/8/19
Hit back-to-back home runs	Dakota Kotowski, Joey Polak (twice) at Southern Illinois, 4/5/19
Hit three straight home runs	Dan Firlit, Ryan Howard, Mike Collier vs. Arkansas Tech, 2/23/00
Turned 4+ double plays	(4) at Texas Tech, 2/19/12
Committed 6+ errors	(7) at UCSB, 3/24/19
Swept a doubleheader	vs. Illinois State, 4/21/18
Lost both games of a doubleheader	at Arkansas State, 3/10/19

A Missouri State Opponent...

Scored 25+ runs	(25) Rice, 5/25/97
Scored 20-24 runs	(20) Georgia Tech, 2/20/10
Scored 15-19 runs	(16) Arkansas State, 3/10/19
Threw a complete-game one-hitter	Chris Razo, Illinois State, 4/5/13
Threw a complete-game no-hitter	Vince Serafini, Evansville, 5/13/00
Hit 3 home runs	Dylan Brown, Oklahoma State, 3/11/08
Hit 2 home runs	Trevor Boone, Oklahoma State, 3/12/19
Hit back-to-back home runs	Thomas Rowan and Armani Smith, UCSB, 3/22/19
Hit a leadoff home run	Matt Hoeg, Iowa, 3/14/18
Hit a walk-off home run	Steffan Guest, UT Arlington, 2/27/10
Hit a grand slam	Michael Gretler, Oregon State, 4/13/18
Had 4 hits in a game	Jared Kengott, Southern Illinois, 5/13/18
Had 5+ hits in a game	(5) Jared Mang, New Mexico, 4/13/17
Had 5 RBIs	Trevor Boone, Oklahoma State, 3/12/19
Had 6+ RBIs	(6) Jaxx Groshans, vs. Kansas, 3/27/19
Had 4+ stolen bases in a game	(4) Michael Faulkner, Arkansas State, 4/4/12
Scored 10+ runs in an inning	Middle Tennessee (10 in 8th), 2/20/09
Scored 9 runs in an inning	Georgia Tech (4th), 2/20/10
Scored 8 runs in an inning	Northern Illinois (9th), 2/21/14
Scored 7 runs in an inning	Arkansas State (7th), 3/10/19
Had 25-29 hits	(25) Rice, 5/25/97
Had 20-24 hits	(23) Nebraska, 2/20/11
Threw a complete game	(7.0) Tyler Whitbread, Indiana State, 3/31/19
Struck out 10+ batters	(10) Tyler Whitbread, Indiana State, 3/31/19

MISSOURI STATE BASEBALL

Game 32 | MISSOURI STATE BEARS (11-20) at KANSAS JAYHAWKS (16-15) | April 9 | Lawrence, Kan. | Hoglund Ballpark (2,500) | KBFL 1060 AM/96.9 FM | ESPN+



KEITH GUTTIN Head Coach

37th Season
Alma mater: UMSL (1978)

One of the most successful baseball coaches in Missouri Valley Conference history, **Keith Guttin** began his MSU head coaching career in 1983, and has spent the past 36 seasons building the Bears into one of the top programs in the country. Under Guttin, the Bears have won 61 percent of their games, averaging 35 victories a year and racking up 12 different 40-win seasons.

Guttin, who entered the 2019 season fifth among active Division I head coaches in career victories, has been a part of the MSU baseball program as a player, assistant coach and head coach for 41 of the program's 55 years. He took the helm of Bears baseball at the start of the 1983 season, coinciding with the move of Missouri State athletics to Division I status. He inherited the reins of the program from its only previous head baseball coach, former Missouri State Director of Athletics Bill Rowe. Guttin ultimately helped stretch MSU's string of consecutive winning seasons to 32 in a row, easily the longest of any Missouri State athletics team. His 1,270 career wins are the most recorded by any head coach in the 111-year history of Missouri State athletics, and the Bears have finished in the top half of the conference race in all but four of his 36 seasons.

During Guttin's tenure, 125 Bears have signed professional contracts, including six first-round draft picks and 18 players who have advanced to the Major Leagues. Additionally, MSU has won 20 combined conference regular-season and tournament championships and made 11 NCAA Division I Tournament appearances, including 10 in the last 23 years.

In 2003, Guttin led the Bears to the NCAA Division I College World Series for the first time in school history, marking the only trip to Omaha by a Division I team from the state of Missouri since 1965. He has been a conference coach of the year 11 times and was selected as the American Baseball Coaches Association Division I Midwest Region Coach of the Year in both 1997 and 2003.

Guttin's pupils have produced results off the diamond as well. Missouri State baseball players have been recognized on the Valley's all-academic team 65 times since the inception of the honor in 1992. Additionally, seven Bears have garnered academic All-America honors on 12 different occasions under Guttin, including three-time selection Brian Mahaffey.

Missouri State is coming off both its third NCAA Regional appearance and MVC regular-season title in the last four seasons. In 2017, the Bears won their first 18 Valley games en route to the title, then captured their third overall NCAA Regional crown by knocking off Arkansas in the deciding game of the Fayetteville Regional. MSU saw its storybook season come to an end at the Fort Worth Super Regional, as TCU secured a fourth straight trip to Omaha with a two-game sweep of Guttin's Bears. Consensus All-America picks Jake Burger and Jeremy Eierman led a potent Bears lineup that paved the way to a 43-20 campaign, while Valley pitcher of the year Jake Fromson led a star-studded pitching staff and garnered All-America recognition of his own.

The 2015 season will go down as one of the more memorable campaigns for Guttin, who was inducted into both the Missouri Sports Hall of Fame and Springfield Area Sports Hall of Fame during the year. He also surpassed the 1,100 career victory mark early in MSU's record-setting season en route to earning his fifth MVC Coach of the Year nod. Under Guttin's guidance, the 2015 Bears set a program record with 49 victories and were ranked as high as No. 6 (*Baseball America*) in the nation while capturing the Valley's regular-season and postseason tournament titles. MSU went on to earn its ninth NCAA Division I postseason berth, sweeping the Springfield Regional at Hammons Field to advance to its second Super Regional appearance, where the Bears came up just one win shy of punching their ticket to the College World Series.

In 2001, Guttin led the Bears to their first-ever MVC regular-season championship and, in the process, dethroned perennial league powerhouse Wichita State. The Shockers had previously won outright or shared the Valley regular season crown in the previous 14 years, but the Bears posted a 22-10 record in 2001 and beat WSU by one game in the final league standings.

While the accomplishments of Guttin's teams on the field speak volumes about the success of his program, another dream came true in April 2004 when the Bears opened a sparkling 8,000-seat stadium just four blocks north of the Missouri State campus. The Bears finished the year ninth among NCAA Division I teams in attendance, playing only a portion of their home schedule at Hammons Field.

It was merely a coincidence that the crown jewel of the Missouri State baseball program came one year after the Bears exploded onto the national college baseball radar in the College World Series. But both events show the growth of college baseball in the Ozarks and the amount of community and administrative support the program had received in the last several years. With the continued support of the MSU community, Guttin has led the Bears' efforts in numerous charitable endeavors, including the program's annual Price Cutter Celebrity Golf Classic, proceeds from which have been committed to Champion Athletes of the Ozarks in each of the last 20 years. MSU's popular First Pitch and Reunion Night has also been a positive force for both the Bears and a variety of local charitable organizations. The preseason kickoff event has benefited entities such as the Miracle League Ball Field, Care to Learn, Boys and Girls Clubs and the Wounded Warrior Project.

The Bears have finished lower than third in the league standings just nine times since Guttin took over. Guttin directed Missouri State to six straight league titles in Mid-Continent play from 1984 through 1989. He has given MSU its first four Valley postseason tournament championships in 1996, 1997, 2015 and 2018. He was voted the MVC Coach of the Year in 1993, 2001, 2003, 2008, 2015, 2017 and 2018 and was selected the American Baseball Coaches Association Division I Midwest Region Coach of the Year in 1997 and 2003.

Guttin had two notable seasons as the Missouri State second baseman, coming from Mineral Area College. He earned MIAA all-conference honorable mention in 1977 as the Bears made their first NCAA Division II tournament appearance in seven years.

A University City native, Guttin finished his undergraduate degree at the University of Missouri-St. Louis in 1978, and earned his master's degree in 1984 at Truman State. He and his wife, Marianne, have three daughters; Lauren, Lindsey and Samantha.

GUTTIN'S COACHING RECORD

Year	Team	W-L	Pct.	Conf.	Pct.
1983	Missouri State	32-11	.744	---	---
1984	Missouri State	35-22	.614	---	---
1985	Missouri State	24-16	.600	5-3	.625
1986	Missouri State	47-14	.770	11-1	.917
1987	Missouri State	38-14	.731	7-3	.700
1988	Missouri State	41-17	.707	12-0	1.000
1989	Missouri State	41-10	.804	8-2	.800
1990	Missouri State	42-15	.737	11-0	1.000
1991	Missouri State	40-22	.645	14-10	.583
1992	Missouri State	31-23	.574	10-11	.476
1993	Missouri State	32-23	.582	14-6	.700
1994	Missouri State	31-23	.574	13-7	.650
1995	Missouri State	37-21	.638	18-13	.581
1996	Missouri State	32-25	.561	18-11	.621
1997	Missouri State	35-25	.583	16-10	.625
1998	Missouri State	32-21	.604	19-13	.594
1999	Missouri State	38-19	.667	18-11	.621
2000	Missouri State	24-33	.421	15-17	.468
2001	Missouri State	36-22	.621	22-10	.688
2002	Missouri State	43-21	.672	19-13	.594
2003	Missouri State	40-26	.606	19-11	.633
2004	Missouri State	31-28	.525	19-12	.613
2005	Missouri State	26-29	.473	10-14	.417
2006	Missouri State	33-22	.600	15-8	.652
2007	Missouri State	23-34	.404	7-17	.292
2008	Missouri State	40-17	.702	18-6	.750
2009	Missouri State	34-20	.630	17-5	.773
2010	Missouri State	21-34	.382	6-15	.286
2011	Missouri State	33-23	.589	11-9	.550
2012	Missouri State	40-22	.645	13-7	.650
2013	Missouri State	31-23	.574	12-9	.571
2014	Missouri State	26-31	.456	9-12	.429
2015	Missouri State	49-12	.803	18-3	.857
2016	Missouri State	38-21	.644	7-13	.650
2017	Missouri State	43-20	.683	18-1	.947
2018	Missouri State	40-17	.702	18-3	.857
2019	Missouri State	11-20	.355	4-2	.667
Totals		1,270-796	.615	471-374	.557

GUTTIN'S MILESTONE VICTORIES

Win	Date	Result (Site)
1	3/5/83	MSU 8, Indiana State 2 (Meador Park)
100	3/11/86	MSU 7, Jacksonville 5 (Jacksonville, Fla.)
200	4/16/88	MSU 4, Eastern Illinois 2 (Charleston, Ill.)
300	5/13/90	MSU 9, Eastern Illinois 2 (Chicago, Ill.)
*395	5/1/93	MSU 9, UNI 2 (Meador Park)
400	5/9/93	MSU 7, Wichita State 6 (Meador Park)
500	5/17/96	MSU 8, Wichita State 7 (Wichita, Kan.)
600	4/24/99	MSU 13, UNI 7 (Meador Park)
700	5/4/02	MSU 5, Wichita State 1 (Wichita, Kan.)
800	5/11/05	MSU 15, Kansas 6 (Hammons Field)
900	5/11/08	MSU 7, Middle Tennessee 6 (Hammons Field)
1,000	3/3/12	MSU 3, Northwestern State 2 (Natchitoches, La.)
1,100	3/17/15	MSU 10, Little Rock 3 (Hammons Field)
1,200	4/18/17	MSU 5, Missouri 3 (Columbia, Mo.)
1,250	5/11/18	MSU 5, Southern Illinois 3 (Hammons Field)

*Surpassed Bill Rowe for the all-time MSU record for coaching victories

GUTTIN'S CAREER HIGHLIGHTS

- Ten regular-season conference titles (1986, 1988, 1989, 1990, 2001, 2003, 2009, 2015, 2017, 2018)
- Ten conference tournament championships (1984, 1985, 1986, 1987, 1988, 1989, 1996, 1997, 2015, 2018)
- Eleven NCAA Regional berths (1987, 1995, 1996, 1997, 1999, 2002, 2003, 2012, 2015, 2017, 2018)
- Three NCAA Super Regional berths (2003, 2015, 2017)
- 2003 College World Series berth
- Mentored 29 All-Americans as head coach
- Coached 120 professional signees, including 18 Major Leaguers - Ryan Howard - 2005 NL Rookie of the Year and 2006 NL MVP - Bill Mueller - 2003 AL Batting Champion
- Coached 92 first-team all-conference selections, eight league players of the year and seven league pitchers of the year
- Six-time Mid-Continent Conference Coach of the Year (1984-89)
- Seven-time Missouri Valley Conference Coach of the Year (1993, 2001, 2003, 2008, 2015, 2017, 2018)

MISSOURI STATE BASEBALL

Game 32 | MISSOURI STATE BEARS (11-20) at KANSAS JAYHAWKS (16-15) | April 9 | Lawrence, Kan. | Hoglund Ballpark (2,500) | KBFL 1060 AM/96.9 FM | ESPN+

ALPHABETICAL ROSTER

No.	Player	Yr.	Pos.	B-T	Ht.	Wt.	Hometown (Previous School)
31	Forrest Barnes	Fr.	RHP	R-R	6-0	190	Ozark, Mo. (Ozark HS)
41	Michael Briggs	Jr.	C	R-R	6-2	225	Lee's Summit, Mo. (Archbishop O'Hara HS)
36	Ty Buckner	So.	RHP	R-R	6-1	190	St. Louis, Mo. (Ladue Horton Watkins HS)
29	Peyton Carson	Fr.	LHP	L-L	6-4	195	Topeka, Kan. (Shawnee Heights HS)
7	Collin Clayton	Jr.	OF	R-R	6-1	175	Edwardsville, Ill. (Edwardsville HS/John A. Logan College)
43	Ben Cruikshank	Fr.	LHP	L-L	6-4	165	Belleville, Ill. (Belleville East HS)
23	Jack Duffy	Jr.	OF	L-R	5-10	190	Kansas City, Mo. (Staley HS)
26	Sam Faith	So.	IF	B-R	6-3	205	St. Charles, Ill. (St. Charles North HS)
17	Jordan Fitzpatrick	So.	OF/IF	L-R	6-0	190	Rogersville, Mo. (Logan-Rogersville HS)
4	Logan Geha	Jr.	C	R-R	5-11	190	Lee's Summit, Mo. (Lee's Summit West HS)
40	Zach Gibbs	So.	RHP	R-R	6-1	190	Wentzville, Mo. (Holt HS)
12	Anthony Herron, Jr.	Fr.	IF/OF	R-R	6-2	240	Chicago, Ill. (Mount Carmel HS)
8	Mason Hull	Fr.	IF	R-R	6-0	190	Effingham, Ill. (Effingham HS)
11	Hayden Juenger	Fr.	RHP	R-R	6-0	175	O'Fallon, Ill. (O'Fallon Township HS)
16	Dakota Kotowski	Fr.	OF/1B	R-R	6-5	225	Channahon, Ill. (Providence Catholic HS)
21	Jake Lochner	Sr.	LHP	L-L	6-0	200	Sullivan, Mo. (Sullivan HS)
19	Tyler McAlister	Jr.	RHP	R-R	6-5	195	Waterloo, Ill. (Waterloo HS)
24	Drew Millas	Jr.	C	B-R	6-2	205	Swansea, Ill. (Belleville East HS)
50	Alex Moore	So.	RHP	R-R	6-8	240	Mountain Grove, Mo. (Mountain Grove HS)
25	Joey Polak	So.	IF	R-R	6-3	220	Quincy, Ill. (Quincy Notre Dame HS/Jefferson College)
32	John Privitera	Jr.	IF	L-R	5-8	170	Lee's Summit, Mo. (Lee's Summit West HS)
34	Javier Ramos	Fr.	RHP/IF	R-R	6-6	205	Vian, Okla. (Vian HS)
33	Matt Russell	So.	RHP	R-R	6-2	210	Kansas City, Mo. (Staley HS)
10	Nick Schmidt	Fr.	RHP	R-R	6-4	205	Wentzville, Mo. (Holt HS)
13	Davis Schwab	Sr.	LHP	L-L	6-4	230	Overland Park, Kan. (Blue Valley West HS/Johnson County CC)
14	Connor Sechler	So.	RHP	R-R	6-3	195	Bolivar, Mo. (Bolivar HS)
18	Logan Thomazin	Fr.	RHP	R-R	6-2	200	Walnut Grove, Mo. (Walnut Grove HS)
45	Ben Whetstone	Jr.	IF	L-R	6-6	245	Overland Park, Kan. (Rockhurst HS)
35	Logan Wiley	Jr.	RHP	R-R	6-0	190	Springfield, Mo. (Kickapoo HS/Kansas State University)
27	Nate Witherspoon	Jr.	LHP	L-L	6-4	210	Eureka, Mo. (Eureka HS)
5	Tommy Woods	Fr.	OF/IF	R-R	6-4	235	Florissant, Mo. (McCluer North HS)
1	Brooks Zimmerman	Sr.	OF	R-R	6-2	210	Stillwater, Okla. (Stillwater HS/Cowley Co. CC)

Head Coach: (2) Keith Guttin

Assistant Coaches: (28) Paul Evans, (3) Matt Lawson

Volunteer Assistant Coach: (44) Corey Hassel

Director of Player Development: Joe Lincoln

Graduate Managers: Matt Fultz, Aaron Meyer, Nick Petree

Student Manager: Brady Theisen

Athletic Trainer: Jim Penkalski

ROSTER BREAKDOWN

Seniors (3): Jake Lochner, Davis Schwab, Brooks Zimmerman.

Juniors (10): Michael Briggs, Collin Clayton, Jack Duffy, Logan Geha, Tyler McAlister, Drew Millas, John Privitera, Ben Whetstone, Logan Wiley, Nate Witherspoon.

Sophomores (8): Ty Buckner, Sam Faith, Jordan Fitzpatrick, Zach Gibbs, Alex Moore, Joey Polak, Matt Russell, Connor Sechler.

Freshmen (11): Forrest Barnes, Peyton Carson, Ben Cruikshank, Anthony Herron, Jr., Mason Hull, Hayden Juenger, Dakota Kotowski, Javier Ramos, Nick Schmidt, Logan Thomazin, Tommy Woods.

Infielders (8): Sam Faith, Jordan Fitzpatrick, Anthony Herron, Jr., Mason Hull, Joey Polak, John Privitera, Javier Ramos, Ben Whetstone.

Outfielders (5): Collin Clayton, Jack Duffy, Dakota Kotowski, Tommy Woods, Brooks Zimmerman.

Catchers (3): Michael Briggs, Logan Geha, Drew Millas.

Pitchers (17): Forrest Barnes, Ty Buckner, Peyton Carson, Ben Cruikshank, Zach Gibbs, Hayden Juenger, Jake Lochner, Tyler McAlister, Alex Moore, Javier Ramos, Matt Russell, Nick Schmidt, Davis Schwab, Connor Sechler, Logan Thomazin, Logan Wiley, Nate Witherspoon.

NUMERICAL ROSTER

No.	Player	Pos.
1	Brooks Zimmerman	OF
4	Logan Geha	C
5	Tommy Woods	OF/IF
7	Collin Clayton	OF
8	Mason Hull	IF
10	Nick Schmidt	RHP
11	Hayden Juenger	RHP
12	Anthony Herron, Jr.	IF/OF
13	Davis Schwab	LHP
14	Connor Sechler	RHP
16	Dakota Kotowski	OF/1B
17	Jordan Fitzpatrick	OF/IF
18	Logan Thomazin	RHP
19	Tyler McAlister	RHP
21	Jake Lochner	LHP
23	Jack Duffy	OF
24	Drew Millas	C
25	Joey Polak	IF
26	Sam Faith	IF
27	Nate Witherspoon	LHP
29	Peyton Carson	LHP
31	Forrest Barnes	RHP
32	John Privitera	IF
33	Matt Russell	RHP
34	Javier Ramos	RHP/IF
35	Logan Wiley	RHP
36	Ty Buckner	RHP
40	Zach Gibbs	RHP
41	Michael Briggs	C
43	Ben Cruikshank	LHP
45	Ben Whetstone	IF
50	Alex Moore	RHP

Head Coach

2.....Keith Guttin

Assistant Coaches

3.....Matt Lawson

28.....Paul Evans

Volunteer Assistant Coach

44.....Corey Hassel

Director of Player Development

Joe Lincoln

Graduate Assistants

Matt Fultz

Aaron Meyer

Nick Petree

Student Manager

Brady Theisen

Athletic Trainer

Jim Penkalski

PRONUNCIATION GUIDE


Ben Cruikshank CROOK • shank
 Logan Geha GEE • uh
 Keith Guttin rhymes with 'button'
 Anthony Herron, Jr. HAIR • un
 Hayden Juenger YING • ur
 Dakota Kotowski kuh • TOW • ski
 Jake Lochner LOCK • nur
 Drew Millas MILL • us
 Joey Polak sounds like 'Pollock'
 John Privitera preye (long 'i') • vuh • TEER • uh
 Javier Ramos RAH • mos
 Connor Sechler SECK • lur
 Logan Thomazin TOM • uh • zen
 Ben Whetstone WET • stone



MISSOURI STATE BASEBALL

Game 32 | MISSOURI STATE BEARS (11-20) at KANSAS JAYHAWKS (16-15) | April 9 | Lawrence, Kan. | Hoglund Ballpark (2,500) | KBFL 1060 AM/96.9 FM | ESPN+

TV/RADIO ROSTER



1 Brooks Zimmerman
OF/IF - Sr. - R/R
Stillwater, Okla.



4 Logan Gaha
C - So. - R/R
Lee's Summit, Mo.



5 Tommy Woods
OF/IF - Fr. - R/R
Florissant, Mo.



7 Collin Clayton
OF - Jr. - R/R
Edwardsville, Ill.



8 Mason Hull
IF - Fr. - R/R
Effingham, Ill.



10 Nick Schmidt
RHP - Fr. - R/R
Wentzville, Mo.



11 Hayden Juenger
RHP - Fr. - R/R
O'Fallon, Ill.



12 Anthony Herron
IF/OF - Fr. - R/R
Chicago, Ill.



13 Davis Schwab
LHP - Sr. - L/L
Overland Park, Kan.




14 Connor Sechler
RHP - So. - R/R
Bolivar, Mo.



16 Dakota Kotowski
1B/OF - Fr. - R/R
Channahon, Ill.



17 Jordan Fitzpatrick
IF/OF - So. - L/R
Rogersville, Mo.



18 Logan Thomazin
RHP - Fr. - R/R
Walnut Grove, Mo.



19 Tyler McAllister
RHP - Jr. - R/R
Waterloo, Ill.



21 Jake Lochner
LHP - Sr. - L/L
Sullivan, Mo.




23 Jack Duffy
OF - Jr. - L/R
Kansas City, Mo.



24 Drew Millas
C - Jr. - B/R
Swansea, Ill.



25 Joey Polak
IF - So. - R/R
Quincy, Ill.



26 Sam Faith
IF - So. - B/R
St. Charles, Ill.



27 Nate Witherspoon
LHP - Jr. - L/L
Eureka, Mo.



29 Peyton Carson
LHP - Fr. - L/L
Topeka, Kan.




31 Forrest Barnes
RHP - Fr. - R/R
Ozark, Mo.



32 John Privitera
IF - Jr. - L/R
Lee's Summit, Mo.



33 Matt Russell
RHP - So. - R/R
Kansas City, Mo.



34 Javier Ramos
RHP/IF - Fr. - R/R
Vian, Okla.



35 Logan Wiley
RHP - Jr. - R/R
Springfield, Mo.



36 Ty Buckner
RHP - So. - R/R
St. Louis, Mo.




40 Zach Gibbs
RHP - So. - R/R
Wentzville, Mo.



41 Michael Briggs
C - Jr. - R/R
Lee's Summit, Mo.



43 Ben Cruikshank
LHP - Fr. - L/L
Fairview Heights, Ill.



45 Ben Whetstone
IF - Jr. - L/R
Overland Park, Kan.



50 Alex Moore
RHP - So. - R/R
Mountain Grove, Mo.



2 Keith Guttin
Head Coach



3 Matt Lawson
Assistant Coach



28 Paul Evans
Assistant Coach



44 Corey Hassel
Volunteer
Assistant Coach