

# MISSOURI STATE

2003 NCAA College World Series • 11 NCAA Regional Appearances • 41 All-Americans • 20 Major Leaguers

Eric Doennig, MSU Athletics Communications (Primary Contact) | O: (417) 836-4586 | C: (417) 827-5327 | EricDoennig@MissouriState.edu | MissouriStateBears.com | @MSUBearBaseball | MissouriStBears

## 2019 SCHEDULE

### February (3-5)

15	vs. Nevada <sup>§</sup>	L, 4-16
16	vs. Utah <sup>§</sup>	W, 6-2
17	at Texas State <sup>§</sup>	L, 0-10
22	vs. (24) Cal State Fullerton <sup>®</sup>	L, 0-7
23	at San Diego <sup>®</sup>	L, 4-14
24	vs. Fresno State <sup>®</sup>	L, 2-3
26	CENTRAL ARKANSAS	W, 9-7
27	CENTRAL ARKANSAS	W, 15-3

### March (4-14)

1	(30) UC IRVINE	L, 2-3 (7)
1	(30) UC IRVINE	L, 1-4 (11)
8	at Arkansas State	L, 2-14
10	at Arkansas State	L, 4-16
10	at Arkansas State	L, 4-6
12	at Oklahoma State	L, 2-13
13	at Oral Roberts	W, 11-2
15	at Oklahoma	W, 11-8
16	at Oklahoma	L, 2-11
17	at Oklahoma	L, 1-6
22	at (28) UC Santa Barbara	L, 3-7
23	at (28) UC Santa Barbara	L, 3-5
24	at (28) UC Santa Barbara	L, 1-11
26	(8) ARKANSAS	L, 2-8
27	KANSAS	L, 5-9
29	INDIANA STATE*	W, 6-5 (11)
31	INDIANA STATE*	W, 1-0 (12)
31	INDIANA STATE*	L, 0-12 (7)

### April (9-7)

2	at Southeast Missouri State	W, 8-2
3	at Murray State	W, 15-10
5	at Southern Illinois*	W, 10-5
6	at Southern Illinois*	W, 13-4
6	at Southern Illinois*	L, 2-4
9	at Kansas	L, 6-11
12	at Illinois State*	L, 1-7
13	at Illinois State*	L, 5-7
13	at Illinois State*	L, 3-5
16	(21) MISSOURI	L, 6-14
18	NEW ORLEANS	W, 8-3
19	NEW ORLEANS	W, 6-1
20	NEW ORLEANS	L, 12-20
23	at Missouri	6:00 p.m.
26	BRADLEY*	2:00 p.m.
27	BRADLEY*	12:00 p.m.
28	BRADLEY*	11:00 a.m.
30	at Wichita State	6:00 p.m.

### May (0-0)

2	DBU*	6:00 p.m.
3	DBU*	6:30 p.m.
4	DBU*	2:00 p.m.
7	WICHITA STATE	6:30 p.m.
10	at Evansville*	6:30 p.m.
11	at Evansville*	2:00 p.m.
12	at Evansville*	1:00 p.m.
16	VALPARAISO*	6:30 p.m.
17	VALPARAISO*	6:30 p.m.
18	VALPARAISO*	2:00 p.m.
21-25	at MVC Baseball Championship*	TBA

HOME GAMES played at Hammons Field

\*MVC game

§Texas State Invitational (San Marcos, Texas)

®Tony Gwynn Legacy (San Diego, Calif.)

#at Duffy Bass Field (Normal, Ill.)

All times are Central



### MISSOURI STATE BEARS (13-26)

Conference.....Missouri Valley  
 Head Coach.....Keith Guttin  
 Alma Mater.....Missouri-St. Louis  
 Career Record.....1,272-802 (37th year)  
 Record at MSU.....same

### GAME INFORMATION

Date.....Tuesday, April 23  
 First Pitch.....6:02 p.m.  
 Projected Starting Pitchers.....  
 MSU.....TBA  
 MU.....TBA  
 Site.....Columbia, Mo.  
 Stadium.....Taylor Stadium (3,031)  
 Series History.....MSU leads 29-28  
 Last Meeting.....MU won 14-6  
 .....in Springfield on April 16, 2019  
 Watch.....SEC Network  
 Listen.....KBFL 1060 AM/96.9 FM  
 Live Stats.....MUTigers.com  
 Twitter.....@MSUBearBaseball



### MISSOURI TIGERS (26-15-1)

Conference.....Southeastern  
 Head Coach.....Steve Bieser  
 Alma Mater.....SEMO  
 Career Record.....234-157-1 (7th year)  
 Record at MU.....96-60-1 (3rd year)

## PRIME 9

- The **Missouri State Bears** will look to level their season series with the **Missouri Tigers** Tuesday (April 23) evening when the two clubs square off in a 6 p.m. contest at Taylor Stadium in Columbia
- The Bears lead the series with Mizzou by a 29-28 margin, despite dropping their last three games to the Tigers, including the first meeting of the season last week in Springfield
- Missouri State's bullpen has closed out 163 consecutive victories — including 11 this season — when the Bears have taken a lead into the ninth inning, dating back to May 2014
- MSU has played the 21st-toughest schedule in the nation according to *WarrenNolan.com*, matching up against clubs with .500 or better records in 31 of its 39 contests to date, including 19 games against top 50 RPI teams
- Bears infielder **John Privitera** has gone 9-for-18 over his last five games and has multi-hit performances in three of those; the junior hit .533 in MSU's four games last week, including a three-hit game vs. Mizzou (April 16)
- Junior catcher **Drew Millas** has recorded at least one hit in 20 of his last 23 games and has reached base safely via a hit, walk or hit by pitch in 13 straight games
- As hot as Privitera and Millas have been for MSU, the Bears' hottest bat has belonged to **Ben Whetstone**, who brings a career-best 13-game hit streak into the week; Whetstone has hit .388 (19-for-49) with four home runs and 17 RBIs over the course of his streak
- With the Bears' win over New Orleans Friday, MSU head coach **Keith Guttin** (1,272 wins) surpassed the career win total of Miami's Ron Fraser to move into the No. 19 position on the NCAA's Division I all-time coaching wins list
- Logan Wiley** earned MVC Pitcher of the Week recognition Monday after tossing the first complete game of his MSU career last Friday; Wiley is 2-0 with a 3.20 ERA in his three April starts

## AROUND THE HORN

Pos.	Player	Ht.	Wt.	Class	B/T	G/GS	BA/OBP/SLG	HR/RBI	Notes
C	Drew Millas	6-2	205	Jr.	B/R	34/34	.277/.389/.446	3/20	Hits in 20 of 23 games since March 16
1B	Ben Whetstone	6-6	245	Jr.	L/R	39/39	.271/.385/.429	4/25	Career-best 13-game hit streak since April 2
2B	John Privitera	5-8	170	Jr.	L/R	39/39	.270/.353/.378	1/16	Hit .533 (8-15) in 4 games last week
SS	Mason Hull	6-0	190	Fr.	R/R	34/33	.178/.241/.337	3/17	7-game hit streak (March 31-April 12)
3B	Joey Polak	6-3	220	So.	R/R	39/39	.228/.299/.400	7/23	.302 BA, 6 HRs, 15 RBIs in 13 April games
LF	Logan Geha	5-11	190	Jr.	R/R	39/37	.202/.340/.349	5/19	11 SB rank 8th in MVC
CF	Jack Duffy	5-10	190	Jr.	L/R	38/37	.273/.367/.336	1/10	.425 BA over 11-G hit streak (March 29-April 13)
RF	Dakota Kotowski	6-5	225	Fr.	R/R	28/21	.282/.356/.564	7/10	Fifth in league with 3 HRs in MVC play
OF	Collin Clayton	6-1	175	Jr.	R/R	32/23	.203/.322/.311	1/4	7-game hit streak, Feb. 16-27
IF	Sam Faith	6-3	205	So.	B/R	26/8	.240/.309/.280	0/4	.278 BA (5-for-18) off the MSU bench
OF	Jordan Fitzpatrick	6-0	190	So.	L/R	25/8	.091/.212/.091	0/3	2 BBs, 2 R April 3 at Murray State
OF	Anthony Herron, Jr.	6-2	240	Fr.	R/R	28/19	.256/.322/.359	2/13	Pinch-hit 3-run HR at Murray State (April 3)
IF	Javier Ramos	6-6	205	Fr.	R/R	7/1	.222/.300/.556	1/5	Grand slam in first AB as Bear vs. UCA (Feb. 27)
OF	Brooks Zimmerman	6-2	210	Sr.	R/R	21/13	.184/.255/.265	1/5	Third career 3-hit game vs. Utah (Feb. 16)

Pos.	Pitcher	Ht.	Wt.	Class	B/T	G/GS	W-L	Sv	IP	H	K/BB	BAA	ERA
RHP	Logan Wiley	6-0	190	Jr.	R/R	10/10	2-5	0	56.2	64	51/12	.284	4.13
LHP	Jake Lochner	6-0	200	Sr.	L/L	12/5	3-1	0	42.2	42	31/14	.263	5.27
RHP	Forrest Barnes	6-0	190	Fr.	R/R	7/6	1-2	0	23.2	19	21/15	.218	5.70
LHP	Davis Schwab	6-4	230	Sr.	L/L	13/5	1-4	0	35.2	46	38/27	.317	8.07
LHP	Ben Cruikshank	6-4	165	Fr.	L/L	9/4	0-2	0	18.1	22	13/23	.310	10.31
RHP	Connor Sechler	6-3	195	So.	R/R	15/0	2-3	3	34.0	22	42/21	.188	3.18
RHP	Hayden Juenger	6-0	175	Fr.	R/R	15/2	2-2	0	36.0	35	33/19	.261	4.75
RHP	Logan Thomazin	6-2	200	Fr.	R/R	12/4	1-3	0	32.0	29	33/15	.252	6.47
LHP	Nate Witherspoon	6-4	210	Jr.	L/L	13/0	1-0	0	16.2	24	15/11	.358	9.18
RHP	Nick Schmidt	6-4	210	Fr.	R/R	13/2	0-3	0	16.2	19	12/15	.292	10.80
RHP	Zach Gibbs	6-1	190	So.	R/R	8/0	0-0	0	8.1	11	12/9	.324	15.12
LHP	Peyton Carson	6-4	195	Fr.	L/L	7/0	0-0	0	8.0	17	6/6	.436	18.00

# MISSOURI STATE BASEBALL

Game 40 | MISSOURI STATE BEARS (13-26) at MISSOURI TIGERS (26-15-1) | April 23 | 6:02 p.m. (CDT) | Columbia, Mo. | Taylor Stadium (3,031) | KBFL 106.0 AM/96.9 FM | SEC Network

## MISSOURI STATE QUICK FACTS

Founded.....	1905
Location.....	Springfield, Mo.
Address.....	901 S. National Ave.
.....	Springfield, MO 65897
Web Site.....	MissouriState.edu
Switchboard.....	(417) 836-5000
President.....	Cliff Smart
Enrollment.....	26,182
Nickname.....	Bears
School Colors.....	Maroon and White
National Affiliation.....	NCAA Division I
Conference.....	Missouri Valley Conference
Director of Athletics.....	Kyle Moats
Faculty Athletics Representative.....	James Hutter
Tickets.....	(417) 836-7678, (888) 476-7849
.....	MissouriStateBears.com/Tickets

## Stadium

Home Facility.....	Hammons Field
Opened.....	2004
Capacity.....	8,000
Surface.....	Natural Grass
Dimensions.....	LF-315/LC-365/CF-400/RC-365/RF-330
Press Box Phone.....	(417) 832-3029

## Baseball Staff

Head Coach.....	Keith Guttin
.....	(Missouri-St. Louis, '78)
MSU Record.....	1,272-802
.....	(37th year at MSU)
Overall Record.....	1,272-802
.....	(37th year overall)
Assistant Coach.....	Paul Evans
.....	(Southern Illinois, '81)
Assistant Coach.....	Matt Lawson
.....	(Missouri State, '15)
Volunteer Assistant Coach.....	Corey Hassel
Director of Player Development.....	Joe Lincoln
Graduate Managers.....	Matt Fultz
.....	Aaron Meyer
.....	Nick Petree
Student Assistant.....	Justin Paulsen
Student Manager.....	Brady Theisen
Athletic Trainer.....	Jim Penkalski
Strength & Conditioning Coordinator.....	Jeremiah Frey

## Team Information

2018 Overall Record.....	40-17
2018 MVC Record (Finish).....	18-3 (1st)
Postseason.....	NCAA Oxford Regional (1-2)
Lettermen Returning/Lost.....	19/8
Starters Returning/Lost.....	5/4
Pitchers Returning/Lost.....	10/3
Newcomers.....	13

## History

First Season.....	1964
All-Time Record (56 seasons).....	1,666-1,030-1
All-Time at Hammons Field (16 seasons).....	255-132
All-Time NCAA D-I Tournament Record.....	22-24 (11 app.)
MVC Regular-Season Championships.....	6
MVC Tournament Championships.....	4

## Athletics Communications

Location.....	Hammons Student Center, Room 300
Shipping Address.....	901 S. National Avenue
.....	Springfield, MO 65897
Assistant Director (Primary Baseball Contact).....	Eric Doennig
Office Phone.....	(417) 836-4584
Cell Phone.....	(417) 827-5327
Email.....	EricDoennig@MissouriState.edu
Assistant A.D. for Communications.....	Rick Kindhart
Assistant Director.....	Ben Adamson
Assistant.....	Kevin Kane
Graduate Assistants.....	Morganne Lander, Tim McCall, Emily McMillan
Athletics Web Site.....	MissouriStateBears.com
Twitter.....	@MSUBearBaseball
Instagram.....	@MSUBearBaseball
Facebook.....	MissouriStBears/MSUBearsBaseball

## LEADING OFF

After securing their third series win in four weeks over the weekend, the **Missouri State Bears** will travel to Columbia to complete their season series with the **Missouri Tigers**, Tuesday (April 23) evening at Taylor Stadium. The Bears and Tigers will square off in a 6 p.m., contest that will be broadcast live on the SEC Network.

The Bears (13-26) won two of their three games against New Orleans this past weekend at Hammons Field, using a dominant all-around performance to claim an 8-3 win in the opener, before riding **Logan Wiley's** complete-game effort to a 6-1 victory in game two. **John Privitera** hit .455 (5-for-11) for the series, while **Ben Whetstone** capped a banner week with a pair of home runs and eight RBIs versus the Privateers.

Mizzou (26-15-1) will be looking to bounce back from a three-game road series sweep at the hands of No. 6 Georgia over the weekend. The Tigers, who knocked off MSU by a 14-6 score last Tuesday in Springfield, bring a 16-3 season mark at Taylor Stadium into this week's action.

## SERIES HISTORY

The Bears hold a 29-28 edge over the Tigers in a series that dates back to 1975. Mizzou has claimed three in a row from MSU, including the two clubs' first contest of the season last Tuesday (April 16) in Springfield.

The Tigers hold a 16-13 advantage against the Bears in Columbia, but Missouri State has taken two of the last four games in the series at Taylor Stadium. MSU has enjoyed a string of recent success against fellow Show-Me State Division I clubs, going a combined 33-18 against SLU, SEMO and MU over the last 13 seasons.

## A-OKAY IN APRIL

Missouri State's offense has enjoyed a spring-like renewal in the month of April, registering a .291 team batting mark in its last 13 games since the turn of the calendar. The Bears, who hit just .209 while being outscored by a 202-101 margin in their first 26 games, have raised their team average to .293 and out-homered the opposition by a 21-9 spread to slug .492 as a club in their 13 April contests. MSU has tallied at least nine hits in nine of those games, including five of its top six single-game hit totals of the season. Individually, six different Bears regulars have hit better than .300 during April, including **Ben Whetstone** (13 games) and **Jack Duffy** (11 games), who have each logged hit streaks of 10 games or more this month.

## VETERAN'S DAY

The Bears' resurgence has been fueled by a suddenly-hot veteran corps consisting of **Ben Whetstone**, **Drew Millas**, **Jack Duffy** and **John Privitera**, who have combined to hit .369 (76-for-206) during MSU's April hot streak at the plate. The same quartet has scored 46 of MSU's 95 runs and accounted for 46 of the team's 86 RBIs in the Bears' 13 April games as well. On the mound, fellow junior **Logan Wiley** has gone 2-0 with a 3.20 ERA, the first complete-game of his MSU career and 22 total strikeouts in 19.2 innings over three April starts.

## BIG BEN CHIMES IN

**Ben Whetstone** became the second Bear in three weeks to earn on of *Collegiate Baseball's* national player of the week honors on Monday. The junior first baseman enters the week riding a hot streak over which the junior has logged six multi-hit performances during a career-best 13-game hit streak.

Whetstone clubbed three home runs and drove in 10 runs while scoring six of his own and helping the Bears turn seven double plays in their four games last week. The Overland Park, Kan., product has hit a team-best .388 (19-for-49) with four homers and 17 RBIs, while slugging .755 during his streak, which began on April 2. He leads the MVC in double plays turned (31) to go along with his .990 fielding percentage for the season.

## SO FRESH AND SO CLEAN

Missouri State's talented freshman class has wasted little time in making an impression on Bears opponents this season. In MSU's two-game sweep of UCA (Feb. 26-27) in particular, Bears freshmen combined to hit .412 with two homers, 11 RBIs and seven runs scored. On the mound, four rookie hurlers logged a 2.84 ERA with 16 strikeouts over 12.2 combined innings in the series. Overall this season, MSU newcomers have appeared a combined total of 136 times in the Bears' starting lineup, with five more rookies drawing a total of 18 starting mound assignments in the first 39 games of the season.

MSU's group of newcomers has been instrumental in the Bears' run production so far this spring, with six rookies combining to account for 72 of the clubs' 174 total RBIs and 21 of its 36 home runs. Sophomore transfer **Joey Polak** has started all 36 games at third base, hitting .340 with seven multi-hit games in MSU's last 14 outings. Additionally, **Mason Hull** and **Dakota Kotowski** have recorded multi-homer games for the Bears in 2019, with Kotowski entering the weekend in the No. 3 spot on the Valley's home run leaderboard. On the mound, both **Logan Thomazin** and **Forrest Barnes** have recorded 11-strikeout performances. Barnes is the lone Bear to turn in a complete-game effort, in which he retired 20 consecutive SEMO hitters on April 2 — the longest such streak by any Bears pitcher in six years.

## SERIES SUMMARY

All-Time Record vs. Missouri.....	29-28
Home.....	16-11
Road.....	13-16
Neutral.....	0-1
Current Streak.....	Lost 3
Last 10 Meetings.....	6-4
4/15/14.....	Springfield.....W, 9-0
4/21/15.....	Columbia.....W, 9-8
4/28/15.....	Springfield.....W, 13-8
4/12/16.....	Springfield.....W, 16-1
4/26/16.....	Columbia.....L, 17-9
4/18/17.....	Columbia.....W, 5-3
4/25/17.....	Springfield.....W, 5-1
4/10/18.....	Springfield.....L, 6-8
4/24/18.....	Columbia.....L, 2-8
4/16/19.....	Springfield.....L, 6-14
MSU vs. Southeastern Conference.....	61-88
vs. Arkansas.....	28-57
vs. LSU.....	0-1
vs. Ole Miss.....	3-1
vs. Mississippi State.....	0-1
vs. Missouri.....	29-28
vs. Texas A&M.....	1-0
Keith Guttin vs. Missouri.....	29-26

# MISSOURI STATE BASEBALL

Game 40 | MISSOURI STATE BEARS (13-26) at MISSOURI TIGERS (26-15-1) | April 23 | 6:02 p.m. (CDT) | Columbia, Mo. | Taylor Stadium (3,031) | KBFL 106.0 AM/96.9 FM | SEC Network

## MVC STANDINGS

Team	Overall	Pct.	MVC	Pct.
Illinois State	25-15	.625	8-1	.889
Indiana State	29-9	.763	6-3	.667
DBU	27-12	.692	6-3	.667
Evansville	19-17	.528	6-3	.667
Bradley	24-12	.667	4-5	.444
Missouri State	13-26	.333	4-5	.444
Southern Illinois	17-19	.472	1-8	.111
Valparaiso	8-26	.235	1-8	.111

\*through April 21

## THIS WEEK IN THE VALLEY

### Tuesday, April 23

Valparaiso at Notre Dame (5 p.m.)  
Northern Illinois at Illinois State (5 p.m.)  
Arkansas State at Southern Illinois (5 p.m.)  
Illinois at Bradley (6 p.m.)  
Missouri State at Missouri (6 p.m.)  
DBU at TCU (6:30 p.m.)

### Wednesday, April 24

UT Martin at Evansville (6 p.m.)

### Friday, April 26

Bradley at Missouri State (2 p.m.)  
Evansville at Valparaiso (3 p.m.)  
Southern Illinois at Indiana State (5:30 p.m.)  
Illinois State at DBU (6:30 p.m.)

### Saturday, April 27

Bradley at Missouri State (12 p.m.)  
Evansville at Valparaiso (1 p.m.)  
Southern Illinois at Indiana State (1 p.m.)  
Illinois State at DBU (2 p.m.)

## MVC PRESEASON POLL

No.	Team (First-place votes)	Points
1.	Missouri State (5)	59
2.	DBU (2)	58
3.	Indiana State (1)	49
4.	Bradley	39
5.	Southern Illinois	31
6.	Illinois State	28
7.	Valparaiso	13
8.	Evansville	11

## PRESEASON ALL-MVC TEAM

Pos.	Player	Team
1B	Ben Whetstone	Missouri State
2B	Jarrod Watkins	Indiana State
3B	Brendan Dougherty	Bradley
SS	Jimmy Glowenke	DBU
C	Drew Millas	Missouri State
OF	John Rave	Illinois State
OF	Blake Billinger	Valparaiso
OF	Andy Shadid	Bradley
SP	Triston Polley	Indiana State
SP	Luke Eldred	DBU
RP	Jarod Bayless	DBU
RP	Connor Sechler	Missouri State



## RIGHTING THE SHIP

While the Bears' 5-18 start represented their worst-ever start through 23 games, they have shown unmistakable signs of turning the tide with a pair of MVC series wins to start the league campaign.

Missouri State owns a lengthy track record of flipping early results under head coach **Keith Guttin**. On four separate occasions, MSU has overcome sluggish starts to post winning overall records. The Bears have registered two seasons (1996 and 1997) in which they ultimately earned postseason bids after getting off to rocky starts, and another (2009) that culminated in a Missouri Valley Conference regular-season title. In 1996 and 1997, the Bears captured their first two MVC Tournament titles, but not before getting off to a 9-13 start in 1996 and a 1-8 start the following year. MSU's previous all-time worst start in 1993 saw the Bears open with just six wins in their first 21 contests, only to end up with a 32-23 season mark after winning 25 of their final 29 regular-season games. Finally, the 2009 Bears got off to a 4-10 start, only to rebound to finish 34-20, including a 17-5 mark during their Valley title run.

## BASH BROTHERS

After hitting just three home runs as a team through their first 10 games of the season, the Bears have experienced a power surge of sorts over their last 29 contests, clubbing 33 home runs. Of MSU's 36 homers so far, 21 of them have come from newcomers to the Bears roster this season, including a team-leading seven by freshman **Dakota Kotowski** and sophomore transfer **Joey Polak**. Additionally, 12 different Bears have gone deep, seven of which have homered multiple times so far in 2019.

In their five games the week of April 2-6, the Bears homered 13 times, including a season-high five round-trippers in their 10-5 comeback win at Southern Illinois on April 5. That performance marked the first five-homer game by MSU since a six-homer game vs. Oral Roberts on April 4, 2010. Kotowski registered his second multi-homer game of the week with two long balls, and Polak became the ninth Bear in program history to hit three home runs in a game. Another MSU rookie, freshman shortstop **Mason Hull** added three homers to the tally as well, including a pair of go-ahead bombs at Murray State (April 3) and another one in the Bears' 13-4 victory at SIU three days later.

## POLAK PICKS UP NATIONAL HONOR

Sophomore third baseman **Joey Polak** was not only selected MVC Player of the Week by the league office April 8, but also nabbed one of *Collegiate Baseball's* national player of the week nods after a red-hot five-game stretch that included four home runs. The honor was the first Valley award for Polak as a Bear, as well as the first national player of the week citation for a Missouri State player since Jake Burger picked up the same honor on April 24, 2017.

Polak went 10-for-22 at the plate and slugged 1.045 to help MSU win four of its five games, including a second-straight MVC series win at Southern Illinois. The Quincy, Ill., product registered multi-hit performances in four-straight games — all MSU victories — and became the ninth player in program history to homer three times in a game in the Bears' 10-5 come-from-behind win in Carbondale on April 5.

## FOR OPENERS

On the heels of another successful opening of a Missouri Valley Conference season, MSU now has a 44-9 overall record in Valley play in its last 53 conference games. The Bears logged an 18-1 Valley season to capture the 2017 conference crown, then followed that effort with an 18-3 MVC slate last spring to become just the second club (joining Wichita State) to win back-to-back regular-season titles. After taking two of three games from Indiana State to begin the 2019 MVC slate, the Bears have also won 13 of their last 14 Valley openers and have won or split 12 of their last 14 MVC-opening series. Additionally, MSU is a combined 28-11 in its opening conference series since 2006.

## ROAD TO SUCCESS

MSU has proven to be hard to stop on the road over the past four seasons, logging a 73-52 (.584) record in such contests. Including their 25-12 record in neutral-field games over the same stretch, the Bears have gone 98-64 (.605) away from Hammons Field since the start of the 2015 season. The Bears went 14-8 in true road games a year ago, after logging 19 road wins in 2017 and a program-record 21 wins in 27 road contests in 2015. MSU's 0.857 win percentage on the road that year represented its best since 1978, when it posted an identical percentage with a 12-2 road mark.

## WILEY NAMED MVC PITCHER OF THE WEEK

Junior right-hander **Logan Wiley** earned the first Missouri Valley Conference Pitcher of the Week honor of his career Monday on the heels of a complete-game victory over New Orleans. Wiley recorded his first complete-game effort as a Bear in Friday's 6-1 win that clinched a series win. The Springfield, Mo., native struck out a career-high nine hitters, scattered four hits and four walks while permitting just one unearned run to notch his second mound victory of the season.

Wiley became the second Bear this season to earn the Valley's pitcher of the week honor, joining sophomore closer **Connor Sechler**, who nabbed the award on April 1. Sechler played pivotal roles in each of the Bears' back-to-back wins over Indiana State that locked up a season-opening Valley series win for MSU. The Bolivar, Mo., product worked the final 3 2/3 innings of a 6-5, 11-inning decision in the opener, then piggy-backed a strong start from Wiley with 2 2/3 hitless frames of relief, striking out five more ISU hitters to help pave the way to the Bears' 26th consecutive home MVC regular-season win.

## 2019 HONORS

### Drew Millas

- Collegiate Baseball Preseason All-America (third team)
- Preseason All-MVC

### Joey Polak

- MVC Player of the Week (April 8)
- Collegiate Baseball National Player of the Week (April 8)

### Connor Sechler

- MVC Pitcher of the Week (April 1)
- Collegiate Baseball Preseason All-America (third team)
- NCBWA Stopper of the Year Watch List
- Preseason All-MVC

### Ben Whetstone

- Preseason All-MVC
- Collegiate Baseball National Player of the Week (April 22)

### Logan Wiley

- MVC Pitcher of the Week (April 22)



# MISSOURI STATE BASEBALL

Game 40 | MISSOURI STATE BEARS (13-26) at MISSOURI TIGERS (26-15-1) | April 23 | 6:02 p.m. (CDT) | Columbia, Mo. | Taylor Stadium (3,031) | KBFL 1060 AM/96.9 FM | SEC Network

## MSU RECORD BY POSITION

C-	Millas 24 (7-17), Geha 15 (6-9)
1B-	Whetstone 39 (13-26)
2B-	Privitera 32 (10-22), Faith 4 (2-2), Geha 2 (1-1), Hull 1 (0-1)
3B-	Polak 39 (13-26)
SS-	Hull 32 (10-22), Privitera 7 (3-4)
LF-	Geha 20 (6-14), Zimmerman 9 (2-7), Clayton 4 (1-3), Fitzpatrick 4 (2-2), Kotowski 2 (2-0)
CF-	Duffy 26 (10-16), Clayton 13 (3-10)
RF-	Kotowski 17 (4-13), Duffy 12 (4-6), Clayton 6 (3-3), Fitzpatrick 3 (2-1), Zimmerman 1 (0-1)
DH-	Herron 19 (7-12), Millas 10 (4-6), Faith 4 (1-3), Zimmerman 3 (1-2), Kotowski 2 (0-2), Ramos 1 (0-1)
P-	Wiley 10 (3-7), Barnes 6 (2-4), Lochner 5 (3-2), Schwab 5 (1-4), Thomazin 4 (1-3), Cruikshank 4 (1-3), Juenger 2 (1-1), Schmidt 2 (1-1), Moore 1 (0-1)

## MSU RECORD BY BATTING ORDER

1st-	Privitera 22 (8-14), Geha 9 (3-6), Duffy 7 (2-5), Clayton 1 (0-1)
2nd-	Millas 26 (8-18), Geha 8 (1-7), Privitera 3 (2-1), Clayton 2 (2-0)
3rd-	Whetstone 13 (5-8), Polak 9 (3-6), Kotowski 7 (4-3), Millas 6 (1-5), Zimmerman 2 (0-2), Duffy 1 (0-1), Faith 1 (0-1)
4th-	Polak 14 (4-10), Whetstone 7 (3-4), Kotowski 7 (1-6), Zimmerman 4 (2-2), Herron 4 (1-3), Millas 3 (2-1)
5th-	Whetstone 11 (3-8), Zimmerman 5 (0-5), Herron 5 (2-3), Polak 5 (3-2), Duffy 4 (1-3), Faith 3 (2-1), Clayton 2 (1-1), Kotowski 2 (0-2), Fitzpatrick 1 (0-1), Hull 1 (0-1)
6th-	Geha 6 (3-3), Clayton 5 (0-5), Hull 5 (0-5), Duffy 4 (3-1), Herron 4 (2-2), Polak 3 (0-3), Faith 3 (0-3), Whetstone 2 (1-1), Fitzpatrick 2 (1-1), Kotowski 1 (1-0), Privitera 1 (0-1), Ramos 1 (0-1), Zimmerman 1 (0-1)
7th-	Duffy 8 (4-4), Clayton 7 (3-4), Hull 6 (3-3), Geha 5 (3-2), Polak 3 (0-3), Whetstone 2 (0-2), Fitzpatrick 2 (0-2), Herron 2 (0-2), Faith 1 (1-0), Kotowski 1 (0-1), Privitera 1 (0-1), Zimmerman 1 (0-1)
8th-	Duffy 9 (2-7), Hull 8 (3-5), Geha 5 (2-3), Polak 5 (3-2), Whetstone 4 (1-3), Herron 3 (1-2), Clayton 2 (0-2), Fitzpatrick 1 (1-0), Kotowski 1 (0-1), Privitera 1 (0-1)
9th-	Hull 13 (3-10), Privitera 11 (3-8), Duffy 4 (1-3), Clayton 4 (2-2), Geha 4 (1-3), Fitzpatrick 2 (2-0), Kotowski 1 (0-1)

## MSU HIT STREAKS

Category	Current	2019	Career
Ben Whetstone	13	13	13
John Privitera	5	5	5
Drew Millas	3	9	9
Logan Geha	3	4	4
Jack Duffy	2	11	11
Collin Clayton	1	7	7
Joey Polak	1	7	7
Mason Hull	0	7	7
Dakota Kotowski	0	7	7
Anthony Herron	0	5	5
Brooks Zimmerman	0	4	4
Sam Faith	0	3	3
Jordan Fitzpatrick	0	1	2
Javier Ramos	0	1	1

## MSU REACHED BASE STREAKS

Category	Current	2019	Career
Drew Millas	13	13	16
Ben Whetstone	13	13	31
John Privitera	7	7	16
Logan Geha	4	9	9
Joey Polak	3	9	9
Mason Hull	3	7	7
Jack Duffy	2	13	13
Anthony Herron	2	6	6
Jordan Fitzpatrick	2	2	4
Collin Clayton	1	7	7
Dakota Kotowski	0	9	9
Brooks Zimmerman	0	7	7
Sam Faith	0	3	3
Javier Ramos	0	2	2

## IN RARE COMPANY

With Missouri State's 6-1 win over New Orleans on Friday, Bears head coach **Keith Guttin** moved past legendary Miami coach Ron Fraser (1,271) to move into the 19th position on the NCAA's Division I career coaching wins list. With a career record of 1,272-802 (.613), Guttin now needs 28 more victories to match the career total of Fresno State's Bob Bennett (1,300) in the No. 18 spot on the chart. Guttin is the second-winningest coach in MVC history, while his win total ranked fifth among all active Division I head coaches entering the 2019 season, his 37th at the Bears' helm.

## NON-CON DOMINATION

MSU has been nearly unstoppable against non-conference competition over the last four seasons, compiling an 94-59 (.614) record in regular-season games versus non-league foes since the start of the 2015 season. The Bears, who have won 42 of their last 63 regular-season non-conference home games, outscoring their non-league opponents by a 852-566 margin at Hammons Field over the same stretch.

## WHAT A RELIEF

While the Bears have held a lead in just 20 of their 39 contests this season to date, the Missouri State bullpen can boast of a recent track record of locking down victories. Dating back to May 2014, the Bears have claimed victories in 163 consecutive games in which MSU has taken a lead into the ninth inning, including a perfect 11-0 mark in such contests this season. The Bears bullpen has posted an uncharacteristic 6.89 staff ERA through the first 39 games, but sophomore closer **Connor Sechler** has been a dominant force in relief, logging three saves and 42 strikeouts in his 34.0 innings. Sechler currently ranks seventh on the Bears' career saves list with 11.

## BEARS IN THE PRO RANKS

Three Missouri State baseball standouts reached contractual agreements with professional organizations after being selected in the 2018 Major League Baseball First-Year Player Draft. Second-round pick **Jeremy Eierman** agreed to terms with the Oakland Athletics after the club selected the two-time All-American shortstop 70th overall in the June draft, while fellow MSU juniors **Dylan Coleman** (fourth round) and **Hunter Steinmetz** (11th round) followed suit by reaching deals with San Diego and Toronto, respectively. Additionally, former Missouri State baseball standout **Matt Hall** became the 20th Bear to receive a call up to the big leagues last year. Hall became the fourth former Bear to earn a Major League roster spot, following **Luke Voit** and **Pierce Johnson** in 2017, and **Buddy Baumann** in 2016.

## BEARS BROADCAST SCHEDULE

Date	Opponent	Outlet	Time
Feb. 26	Central Arkansas	ESPN+	3 p.m.
Feb. 27	Central Arkansas	ESPN+	3 p.m.
March 5	Oral Roberts	ESPN+	3 p.m.
March 26	Arkansas	ESPN+	6:30 p.m.
March 27	Kansas	ESPN+	6:30 p.m.
March 29	Indiana State	ESPN3	6:30 p.m.
March 31	Indiana State	ESPN3	2 p.m.
March 31	Indiana State	ESPN3	1 p.m.
April 3	at Murray State	ESPN+	6:30 p.m.
April 5	at Southern Illinois	ESPN3	6:30 p.m.
April 6	at Southern Illinois	ESPN3	2 p.m.
April 7	at Southern Illinois	ESPN3	1 p.m.
April 12	at Illinois State	ESPN+/ESPN3	5 p.m.
April 16	Missouri	ESPN+/ESPN3	6:30 p.m.
April 23	at Missouri	SEC Network	6 p.m.
April 26	Bradley	ESPN+/ESPN3	2 p.m.
April 28	Bradley	ESPN+/ESPN3	11 a.m.
May 2	DBU	ESPNU	6 p.m.
May 3	DBU	ESPN+/ESPN3	6:30 p.m.
May 4	DBU	ESPN+/ESPN3	2 p.m.
May 7	Wichita State	ESPN+/ESPN3	6:30 p.m.
May 10	at Evansville	ESPN+/ESPN3	6 p.m.
May 11	at Evansville	ESPN+/ESPN3	2 p.m.
May 12	at Evansville	ESPN+/ESPN3	1 p.m.
May 17	Valparaiso	ESPN+/ESPN3	2 p.m.

## NCAA DIVISION I WINNINGEST ACTIVE COACHES

No.	Coach (School)	W-L-T	Pct.
1	Mike Martin (Florida State)	1,987-713-4	.736
2	Mike Fox (North Carolina)	1,429-521-5	.732
3	Paul Mainieri (LSU)	1,415-721-7	.662
4	John Anderson (Minnesota)	1,288-860-3	.599
5	<b>Keith Guttin (MSU)</b>	<b>1,259-776-0</b>	<b>.619</b>
6	Danny Hall (Georgia Tech)	1,227-649-1	.654
7	Gary Gilmore (Coastal Carolina)	1,180-578-3	.671
8	Tony Robichaux (UL Lafayette)	1,149-736-2	.609
9	Mike Sansing (Kennesaw State)	1,092-634-0	.633
10	Elliott Avent (NC State)	1,057-722-0	.594
11	Brian Shoop (UAB)	1,027-656-1	.610
12	Bill Brown (George Mason)	1,026-945-7	.520
13	Dave Van Horn (Arkansas)	1,014-532-0	.656
14	Rich Hill (San Diego)	1,002-701-4	.588
15	Paul Kostacopoulos (Navy)	915-619-7	.596

\*Career coaching records entering the 2019 season

## GUTTIN'S MILESTONE VICTORIES

Win	Date	Result (Site)
1	3/5/83	MSU 8, Indiana State 2 (Meador Park)
100	3/11/86	MSU 7, Jacksonville 5 (Jacksonville, Fla.)
200	4/16/88	MSU 4, Eastern Illinois 2 (Charleston, Ill.)
300	5/13/90	MSU 9, Eastern Illinois 2 (Chicago, Ill.)
*395	5/1/93	MSU 9, UNI 2 (Meador Park)
400	5/9/93	MSU 7, Wichita State 6 (Meador Park)
500	5/17/96	MSU 8, Wichita State 7 (Wichita, Kan.)
600	4/24/99	MSU 13, UNI 7 (Meador Park)
700	5/4/02	MSU 5, Wichita State 1 (Wichita, Kan.)
800	5/11/05	MSU 15, Kansas 6 (Hammons Field)
900	5/11/08	MSU 7, Middle Tennessee 6 (Hammons Field)
1,000	3/3/12	MSU 3, Northwestern State 2 (Natchitoches, La.)
1,100	3/17/15	MSU 10, UALR 3 (Hammons Field)
1,200	4/18/17	MSU 5, Missouri 3 (Columbia, Mo.)
1,250	5/11/18	MSU 5, Southern Illinois 3 (Hammons Field)

\*Surpassed Bill Rowe for the all-time Missouri State record for coaching victories

## BEARS ON RADIO

Once again in 2019, Meyer Communications is slated to provide live radio coverage of all 54 Missouri State regular-season games, plus all Bears' games in the Missouri Valley Conference Tournament and any 2019 postseason play. The broadcasts can be heard primarily on **KBFL 1060 AM** and **96.9 FM** in Springfield with Art Hains, Ben Goss and Corey Riggs describing the action. An online audio stream is available through KBFL's website via [RadioSpringfield.com](http://RadioSpringfield.com).

## BEARS ON ESPN

Missouri State University, in conjunction with SIDEARM Sports, launched a new partnership in August 2016, unveiling a reconstructed **MissouriStateBears.com**, the official MSU Athletics web site.

In 2015, ESPN and the Missouri Valley Conference announced a 10-year extension to their current media rights agreement that will provide increased coverage of conference events across ESPN platforms through the 2023-24 academic year. Fans can keep tabs on the Bears through **The Valley on ESPN**. As part of the deal, ESPN, the MVC and its 10 member institutions will work jointly to develop in-house production capabilities at each campus that will provide significant coverage for multiple sports on ESPN+/ESPN3.



# MISSOURI STATE BASEBALL

Game 40 | MISSOURI STATE BEARS (13-26) at MISSOURI TIGERS (26-15-1) | April 23 | 6:02 p.m. (CDT) | Columbia, Mo. | Taylor Stadium (3,031) | KBFL 106.0 AM/96.9 FM | SEC Network

## 2019 MULTI-HIT GAMES

Name.....	2	3	4	5+ ....	Total
John Privitera.....	8	5	0	0	13
Drew Millas.....	9	1	0	0	10
Ben Whetstone.....	9	1	0	0	10
Joey Polak.....	7	2	0	0	9
Jack Duffy.....	8	0	1	0	9
Dakota Kotowski.....	4	1	0	0	5
Anthony Herron.....	4	1	0	0	5
Logan Geha.....	2	2	0	0	4
Collin Clayton.....	3	0	0	0	3
Mason Hull.....	3	0	0	0	3
Sam Faith.....	2	0	0	0	2
Brooks Zimmerman.....	0	1	0	0	1
Team.....	59	14	1	0	74

## CAREER MULTI-HIT GAMES

Name.....	2	3	4	5+ ....	Total
Drew Millas.....	27	7	3	0	37
Jack Duffy.....	23	5	1	0	29
John Privitera.....	18	7	0	0	25
Ben Whetstone.....	19	3	1	0	23
Logan Geha.....	8	2	0	0	10
Joey Polak.....	7	2	0	0	9
Brooks Zimmerman.....	3	3	0	0	6
Dakota Kotowski.....	4	1	0	0	5
Anthony Herron.....	4	1	0	0	5
Collin Clayton.....	3	0	0	0	3
Mason Hull.....	3	0	0	0	3
Sam Faith.....	2	0	0	0	2
Jordan Fitzpatrick.....	1	0	0	0	1
Team.....	122	31	5	0	158

## 2019 MULTI-RBI GAMES

Name.....	2	3	4	5+ ....	Total
Ben Whetstone.....	5	1	1	0	7
Joey Polak.....	4	0	0	1	5
Anthony Herron.....	3	1	0	0	4
Mason Hull.....	2	1	0	1	4
Drew Millas.....	3	0	1	0	4
John Privitera.....	3	1	0	0	4
Logan Geha.....	0	2	1	0	3
Dakota Kotowski.....	3	0	0	0	3
Jack Duffy.....	1	0	0	0	1
Sam Faith.....	0	1	0	0	1
Javier Ramos.....	0	0	1	0	1
Brooks Zimmerman.....	1	0	0	0	1
Team.....	25	7	4	2	38

## CAREER MULTI-RBI GAMES

Name.....	2	3	4	5+ ....	Total
Drew Millas.....	18	6	3	0	27
Ben Whetstone.....	15	2	2	0	19
Jack Duffy.....	7	4	0	0	11
Logan Geha.....	4	3	1	0	8
John Privitera.....	4	3	1	0	8
Brooks Zimmerman.....	4	2	0	0	6
Joey Polak.....	4	0	0	1	5
Anthony Herron.....	3	1	0	0	4
Mason Hull.....	2	1	0	1	4
Dakota Kotowski.....	3	0	0	0	3
Sam Faith.....	1	1	0	0	2
Jordan Fitzpatrick.....	0	1	0	0	1
Javier Ramos.....	0	0	1	0	1
Team.....	65	24	8	2	99

## GAME-WINNING RBI

Name.....	'16	'17	'18	'19	Total
Drew Millas.....	-	2	6	3	11
Ben Whetstone.....	-	0	6	0	6
Jack Duffy.....	-	1	3	0	4
John Privitera.....	-	0	3	1	4
Brooks Zimmerman.....	-	-	4	0	4
Logan Geha.....	-	1	2	0	3
Jordan Fitzpatrick.....	-	-	2	0	2
Anthony Herron.....	-	-	-	2	2
Mason Hull.....	-	-	-	2	2
Dakota Kotowski.....	-	-	-	2	2
Sam Faith.....	-	-	0	1	1
Javier Ramos.....	-	-	-	1	1
Team.....	0	4	26	12	42

## STARTING PITCHERS GAME-BY-GAME

### Forrest Barnes

Date	Opponent	IP	H	R	ER	BB	SO	WP	BK	HBP	Score	Record
2/26	Central Arkansas	*4.1	4	2	2	0	3	0	0	3	(ND) 9-7	0-0
3/12	at Oklahoma State	*3.0	6	7	5	5	3	0	0	0	(L) 2-13	0-1
3/27	Kansas	*4.0	2	4	3	2	4	0	0	1	(L) 5-9	0-2
4/2	at Southeast Missouri	*9.0	3	2	2	1	11	1	0	1	(W) 8-2	1-2
4/16	Missouri	*2.0	1	0	0	3	0	0	0	0	(ND) 14-6	1-2
4/20	New Orleans	*0.2	2	3	3	3	0	0	0	0	(ND) 12-20	1-2

### Ben Cruikshank

Date	Opponent	IP	H	R	ER	BB	SO	WP	BK	HBP	Score	Record
3/13	at Oral Roberts	*3.1	3	2	2	5	2	1	0	0	(ND) 11-2	0-0
3/26	Arkansas	*5.0	2	0	0	3	5	0	0	0	(ND) 2-8	0-0
3/31	Indiana State-2	*2.1	4	7	7	3	2	0	0	1	(L) 0-12	0-1
4/6	at Southern Illinois-2	*1.0	5	3	3	2	0	0	0	0	(L) 2-4	0-2

### Hayden Juenger

Date	Opponent	IP	H	R	ER	BB	SO	WP	BK	HBP	Score	Record
2/16	vs. Utah	*3.1	5	2	2	3	2	0	1	0	(ND) 6-2	0-0
2/23	at San Diego	*2.0	5	4	4	3	2	0	0	0	(L) 4-14	0-1

### Jake Lochner

Date	Opponent	IP	H	R	ER	BB	SO	WP	BK	HBP	Score	Record
3/23	at UCSB	*5.0	5	2	2	1	5	0	0	2	(ND) 3-5	1-0
3/29	Indiana State	5.0	6	5	4	3	2	1	0	2	(ND) 6-5	1-0
4/5	at Southern Illinois	*8.0	5	5	4	2	11	1	0	0	(W) 10-5	2-0
4/12	at Illinois State	*5.2	9	5	5	1	5	0	0	0	(L) 1-7	2-1
4/18	New Orleans	*6.2	7	3	3	1	2	0	0	2	(W) 8-3	3-1

### Alex Moore

Date	Opponent	IP	H	R	ER	BB	SO	WP	BK	HBP	Score	Record
2/17	at Texas State	*2.2	6	5	5	3	0	0	0	0	(L) 0-10	0-1

### Nick Schmidt

Date	Opponent	IP	H	R	ER	BB	SO	WP	BK	HBP	Score	Record
4/3	at Murray State	*2.0	5	4	3	1	2	0	0	1	(ND) 15-10	0-0
4/9	at Kansas	*2.0	4	3	3	1	0	0	0	0	(L) 6-11	0-1

### Davis Schwab

Date	Opponent	IP	H	R	ER	BB	SO	WP	BK	HBP	Score	Record
2/22	vs. Cal State Fullerton	*4.1	7	5	4	1	3	0	0	0	(L) 0-7	1-1
3/1	UC Irvine-1	*6.0	5	3	3	3	5	1	1	1	(L) 2-3	1-2
3/8	at Arkansas State	*3.0	8	6	6	3	3	1	0	0	(L) 2-14	1-3
3/15	at Oklahoma	*3.1	8	6	6	4	2	1	0	0	(ND) 11-8	1-3
4/13	at Illinois State-2	*4.2	5	3	3	6	6	0	0	0	(L) 3-5	1-4

### Logan Thomazin

Date	Opponent	IP	H	R	ER	BB	SO	WP	BK	HBP	Score	Record
2/27	Central Arkansas	*7.0	1	1	0	4	11	0	0	2	(W) 15-3	1-0
3/10	at Arkansas State-2	*4.1	4	5	5	1	3	0	0	3	(L) 4-6	1-1
3/16	at Oklahoma	*1.2	4	5	5	3	2	1	0	1	(L) 2-11	1-2
3/22	at UCSB	*3.0	7	5	5	1	2	1	0	1	(L) 3-7	1-3

### Logan Wiley

Date	Opponent	IP	H	R	ER	BB	SO	WP	BK	HBP	Score	Record
2/15	vs. Nevada	*4.1	6	5	5	0	2	0	0	3	(L) 4-16	0-1
2/24	vs. Fresno State	*6.0	9	3	3	1	4	0	0	0	(L) 2-3	0-2
3/1	UC Irvine-2	*5.2	2	1	0	0	7	0	0	0	(ND) 1-4	0-2
3/10	at Arkansas State-1	*4.0	8	6	6	3	5	0	0	1	(L) 4-16	0-3
3/17	at Oklahoma	*4.2	7	3	3	1	1	0	0	3	(L) 1-6	0-4
3/24	at UCSB	*5.0	6	5	2	1	4	0	0	1	(L) 1-11	0-5
3/31	Indiana State-1	*7.1	6	0	0	0	6	0	0	0	(ND) 1-0	0-5
4/6	at Southern Illinois -1	*5.1	7	4	3	2	6	0	0	0	(W) 13-4	1-5
4/13	at Illinois State-1	*5.1	9	4	4	0	7	0	0	0	(ND) 5-7	1-5
4/19	New Orleans	*9.0	4	1	0	4	9	0	0	1	(W) 6-1	2-5


## BEARS MISCELLANEOUS

Home.....	6-7	When scoring 0-2 runs.....	1-14
Away.....	6-16	When scoring 3-5 runs.....	0-9
Neutral.....	1-4	When scoring 6-9 runs.....	6-2
Day games.....	7-18	When scoring 10+ runs.....	6-1
Night games.....	6-8	When opponent scores 0-2 runs.....	5-0
On turf.....	4-7	When opponent scores 3-5 runs.....	5-6
On turf infield/grass outfield.....	1-0	When opponent scores 6-9 runs.....	2-8
On grass.....	8-19	When opponent scores 10+ runs.....	1-12
Wearing camouflage jersey/maroon hat.....	0-3	Shutouts.....	1-3
Wearing black jersey/white hat.....	5-4	Missouri State scores first.....	9-6
Wearing black jersey/maroon hat.....	0-1	Opponent scores first.....	4-20
Wearing maroon Bears jersey/maroon hat.....	0-4	Missouri State scores in first inning.....	4-3
Wearing maroon MoState jersey/maroon hat.....	2-4	Opponent scores in first inning.....	4-11
Wearing maroon MoState jersey/white hat.....	2-0	Leading after six.....	10-1
Wearing white jersey/maroon hat.....	0-2	Trailing after six.....	1-24
Wearing white jersey/white hat.....	1-2	Tied after six.....	2-1
Wearing gray jersey/maroon hat.....	0-1	Leading after seven.....	10-0
Wearing dark gray jersey/maroon hat.....	3-4	Trailing after seven.....	1-22
Wearing Green Up jersey/maroon hat.....	0-1	Tied after seven.....	2-0
In Texas.....	1-2	Leading after eight.....	11-0
In California.....	0-6	Trailing after eight.....	0-22
In Missouri.....	7-7	Tied after eight.....	2-0
In Arkansas.....	0-3	Out-hit opponents.....	10-2
In Oklahoma.....	2-3	Out-hit by opponents.....	2-23
In Kentucky.....	1-0	Matching hits.....	1-1
In Illinois.....	2-4	On Thursday.....	1-0
In Kansas.....	0-1	On Friday.....	4-7
Doubleheaders.....	2-8	On Saturday.....	2-7
Extra innings.....	2-1	On Sunday.....	1-7
vs. Ranked teams.....	0-8	On Tuesday.....	2-4
vs. Unranked teams.....	13-18	On Wednesday.....	3-1
vs. Starting LHP.....	4-13	In February.....	3-5
vs. Starting RHP.....	9-13	In March.....	4-14
One-run games.....	2-2	In April.....	6-7
Five+ run games.....	8-16	Last 5 games.....	2-3

# MISSOURI STATE BASEBALL

Game 40 | MISSOURI STATE BEARS (13-26) at MISSOURI TIGERS (26-15-1) | April 23 | 6:02 p.m. (CDT) | Columbia, Mo. | Taylor Stadium (3,031) | KBFL 106.0 AM/96.9 FM | SEC Network

## RETIRED NUMBERS



### Bill Rowe

On Saturday, May 8, 2004, former head baseball coach and director of athletics **Bill Rowe** became the first person in the 48-year history of the MSU baseball program to have his number retired.

Rowe guided the baseball Bears as head coach for 19 years from the start of the program in 1964 through its final season in NCAA Division II in 1982. He led the Bears to a 394-230-1 record and four Division II College World Series appearances. Under Rowe, the Bears finished as national runners-up in 1969 and finished third nationally in 1970 (just the sixth and seventh years of the program). As athletic director, Rowe guided the Bears from

Division II to Division I and saw the Bears change leagues from the MIAA and Mid-Continent Conferences to a current membership in the Missouri Valley Conference.

The retirement ceremony for Rowe's jersey was held prior to the Bears' doubleheader against Illinois State.

The indoor practice facility at Hammons Field also bears Rowe's name as of January 30, 2010.



### Ryan Howard

On Dec. 18, 2010, Missouri State retired the No. 6 jersey of former Bear and 2006 National League Most Valuable Player **Ryan Howard** at JQH Arena.

A St. Louis native who played at Missouri State from 1999-2001, Howard finished his collegiate career with 50 home runs, 183 RBIs and a .335 career average in 172 games. He was the 1999 Missouri Valley Conference Freshman of the Year and MSU's A.E. "Ted" Willis Most Valuable Player in 2000.

Since being drafted by Philadelphia in the fifth round of the 2001 draft, Howard has enjoyed a standout professional career. His long list of accomplishments as a member of

the Phillies includes 2005 National League Rookie of the Year, 2006 NL MVP, 2006 Home Run Derby champion, 2008 World Series champion, 2009 NLCS MVP and three All-Star selections.

Howard debuted with the Phillies in 2004, accumulating a career batting average of .258 with 382 homers and 1,194 RBIs in 1,572 MLB games over 13 seasons.

## BEARS IN THE BIGS

- Scott Bailes
- Mark Bailey
- Buddy Baumann
- Scott Carroll
- Matt Cepicky
- Ross Detwiler
- Bart Evans
- Jeff Gray
- Matt Hall\* (Detroit Tigers)
- Jason Hart
- Ryan Howard
- Pierce Johnson
- Mike Kickham
- Shaun Marcum
- Bill Mueller
- Matt Palmer
- John Rheinecker
- Brett Sinkbeil
- Luke Voit\* (New York Yankees)
- Brad Ziegler

\*Active on MLB roster

## 2019 SERIES BREAKDOWN

Series	W-L	Hitting Avg.	R	2B	HR	SB	FLD%	Pitching ERA	SO/BB	BAA
Nevada	0-1	.212	4	2	0	0	.971	16.00	6/5	.378
Utah	1-0	.364	6	3	0	1	.947	2.00	10/4	.235
Texas State	0-1	.069	0	0	0	0	.971	9.00	4/8	.290
Cal State Fullerton	0-1	.167	0	0	0	1	.925	6.00	8/5	.324
San Diego	0-1	.206	4	2	0	0	.970	12.38	2/11	.333
Fresno State	0-1	.188	2	0	0	0	.944	3.38	8/1	.281
Central Arkansas	2-0	.380	24	4	2	4	.945	4.00	20/6	.219
UC Irvine	0-2	.103	3	0	1	1	.962	3.00	15/5	.203
Arkansas State	0-3	.175	10	1	3	0	.980	13.12	24/23	.384
Oklahoma State	0-1	.226	2	0	0	0	.971	12.38	5/6	.414
Oral Roberts	1-0	.235	11	3	1	3	1.000	2.00	7/6	.172
Oklahoma	1-2	.178	14	5	1	3	.957	7.41	31/26	.338
UC Santa Barbara	0-3	.169	7	6	2	0	.889	5.16	20/10	.284
Arkansas	0-1	.219	2	0	0	0	.971	7.00	10/6	.286
Kansas	0-2	.265	11	5	2	0	.985	9.53	20/8	.306
Indiana State	2-1	.196	7	5	1	3	.959	4.80	25/16	.248
Southeast Missouri	1-0	.324	8	3	3	1	.939	2.00	11/1	.094
Murray State	1-0	.366	15	0	4	2	.974	8.00	12/5	.314
Southern Illinois	2-1	.318	25	4	6	6	.961	3.81	30/11	.237
Illinois State	0-3	.200	9	3	3	1	.971	7.12	27/12	.300
Missouri	0-1	.235	6	0	1	0	.923	13.00	6/11	.297
New Orleans	2-1	.333	26	7	4	4	.964	4.67	19/20	.240
Bradley										
Wichita State										
DBU										
Evansville										
Valparaiso										

## SINGLE-GAME HIGHS

Batting	Individual	Team
At Bats	6, (6 times)	44 vs. Central Arkansas (2/27)
Runs	4, Ben Whetstone at Murray State (4/3)	15 vs. Central Arkansas (2/27)
		15 at Murray State (4/3)
Hits	4, Jack Duffy vs. New Orleans (4/20)	19 vs. Central Arkansas (2/27)
Doubles	2, Ben Whetstone at Illinois State (4/13)	5 vs. New Orleans (4/18)
Triples	2, John Privitera vs. Missouri (4/16)	2 vs. Central Arkansas (2/27)
		2 vs. Missouri (4/16)
Home Runs	3, Joey Polak at Southern Illinois (4/5)	5 at Southern Illinois (4/5)
Runs Batted In	5, Mason Hull at Murray State (4/3)	14 at Murray State (4/3)
	5, Joey Polak at Southern Illinois (4/5)	
Total Bases	12, Joey Polak at Southern Illinois (4/5)	29 at Southern Illinois (4/5)
Stolen Bases	3, Logan Geha at Southern Illinois (4/5)	5 at Southern Illinois (4/5)
Walks	4, Drew Millas at Oklahoma (3/15)	12 at Oral Roberts (3/13)
	4, Jack Duffy at Murray State (4/3)	12 at Murray State (4/3)
Strikeouts	4, (6 times)	17 at Oklahoma (3/17)
Fielding	Individual	Team
Putouts	16, Ben Whetstone vs. Indiana State (3/31)	36 vs. Indiana State (3/31)
Assists	6, (3 times)	14 at Oral Roberts (3/13)
Errors	2, (9 times)	7 at UCSB (3/24)
Double Plays	4, Ben Whetstone vs. New Orleans (4/18)	4 vs. New Orleans (4/18)
	4, Mason Hull vs. New Orleans (4/18)	
Pitching	Individual	Team
Innings Pitched	9.0, Forrest Barnes at Southeast Missouri (4/2)	12.0 vs. Indiana State (3/31)
	9.0, Logan Wiley vs. New Orleans (4/19)	
Runs Allowed	8, Peyton Carson vs. New Orleans (4/20)	20 vs. New Orleans (4/20)
Earned Runs Allowed	7, Ben Cruikshank vs. Indiana State (3/31)	16 vs. Nevada (2/15)
Hits Allowed	9, Logan Wiley (2 times)	16 at Kansas (4/9)
	9, Jake Lochner at Illinois State (4/12)	
Walks	6, Davis Schwab at Illinois State (4/13)	14 at Oklahoma (3/15)
		14 vs. New Orleans (4/20)
Strikeouts	11, Logan Thomazin vs. Central Arkansas (2/27)	13 vs. Central Arkansas (2/27)
	11, Forrest Barnes at Southeast Missouri (4/2)	13 vs. Kansas (3/27)
	11, Jake Lochner at Southern Illinois (4/5)	13 vs. Indiana State (3/31)

# MISSOURI STATE BASEBALL

Game 40 | MISSOURI STATE BEARS (13-26) at MISSOURI TIGERS (26-15-1) | April 23 | 6:02 p.m. (CDT) | Columbia, Mo. | Taylor Stadium (3,031) | KBFL 106.0 AM/96.9 FM | SEC Network

## SEASON RESULTS

Date	MSU Totals	Opponent	Opp. Totals	W/L	Record	Winner	Loser	Save	Highlights
2/15	4-7-1	vs. Nevada <sup>A</sup>	16-12-0	L	0-1	Anderson (1-0)	WILEY (0-1)	--	UNR scores in 8 of 9 inn.; Geha 2-3, 2B, BB
2/16	6-12-1	vs. Utah <sup>A</sup>	2-8-1	W	1-1	SCHWAB (1-0)	Pierce (0-1)	--	Schwab 4.1 IP, 3 H, 0 R, 6 K's; Privitera 3-3, 3 R, SB
2/17	0-2-1	at Texas State <sup>A</sup>	10-9-0	L	1-2	Reich (1-0)	MOORE (0-1)	--	Bears blanked on 2 H; Thomazin 3.1 IP, 2 H, 1 ER, 2 K's
2/22	0-5-3	vs. (24) Cal State Fullerton <sup>@</sup>	7-11-0	L	1-3	Bibee (2-0)	SCHWAB (1-1)	--	Bibee 7.0 SHO IP, 8 K's; Thomazin 2.2 IP, 5 K's
2/23	4-7-1	at San Diego <sup>@</sup>	14-10-0	L	1-4	Hendrickson (2-0)	JUENGER (0-1)	--	USD scores 8 runs in first 3 inn.; Ricketts 2-3, 6 RBIs
2/24	2-6-2	vs. Fresno State <sup>@</sup>	3-9-0	L	1-5	Moore (1-0)	WILEY (0-2)	Arias (2)	3-run 4th lifts Fresno; Sechler 2.0 IP, 4 K's; Millas 2-3, 3B, RBI
2/26	9-11-2	Central Arkansas	7-11-3	W	2-5	WITHERSPOON (1-0)	Smith (0-1)	SECHLER (1)	6-run 6th for MSU; Herron 2-4, HR (1), 2 RBI; Privitera 3-5
2/27	15-19-2	Central Arkansas	3-3-3	W	3-5	THOMAZIN (1-0)	Stone (0-1)	--	Thomazin 7.0 IP, 1 H, 0 ER, 11 K's; Geha career-high 3 H
3/1	2-2-1	(30) UC Irvine-1	3-5-0	L	3-6	Pallante (1-1)	SCHWAB (1-2)	Rashi (3)	Schwab 6.0 IP, 5 H, 3 ER, 5 K's; Zimmerman 2-run HR (1)
3/1	1-4-2	(30) UC Irvine-2	4-8-1	L	3-7	Bocko (3-0)	SECHLER (0-1)	--	UCI bullpen 5.1 hitless inn., 10 K's; Lewis 3-run HR in 11th
3/8	2-2-1	at Arkansas State	14-15-3	L	3-8	Jackson (1-1)	SCHWAB (1-3)	--	Jackson 6.0 IP, 2 H, 0 ER; Jablonski 2-4, 4 RBIs
3/10	4-8-1	at Arkansas State-1	16-15-0	L	3-9	Coates (3-0)	WILEY (0-3)	--	ASU batters MSU for 15 hits; Felix 2-3, 4 RBIs; Coates 6.0 IP, 7 K's
3/10	4-7-0	at Arkansas State-2	6-8-0	L	3-10	Alberius (2-1)	THOMAZIN (1-1)	K. Stone (5)	Clayton 2-3, HR (1); Sechler 2.2 IP, 1 ER, 3 K's
3/12	2-7-1	at Oklahoma State	13-12-1	L	3-11	Standlee (2-0)	BARNES (0-1)	--	Polak 3-4, RBI; Witherspoon 4.0 IP, 1 H, 1 ER
3/13	11-8-0	at Oral Roberts	2-5-0	W	4-11	LOCHNER (1-0)	Odum (0-2)	--	Faith 2-5, 3 RBIs; Lochner 3.2 IP, 1 H, 0 ER, 3 K's
3/15	11-9-0	at Oklahoma	8-13-3	W	5-11	SECHLER (1-1)	Olds (0-1)	--	Bears rally from 8-0 deficit; Geha grand slam; Sechler 3.0 SHO IP
3/16	2-5-3	at Oklahoma	11-13-0	L	5-12	Wiles (4-0)	THOMAZIN (1-2)	--	Wiles 7.0 IP, 4 H, 2 ER, 9 K's; Cavalli 3-run HR
3/17	1-4-0	at Oklahoma	6-11-0	L	5-13	Prater (4-1)	WILEY (0-4)	--	Prater 7.0 IP, 1 H, 1 ER, 15 K's; OU pitching fans 17 Bears
3/22	3-6-2	at (28) UC Santa Barbara	7-10-0	L	5-14	Brecht (4-0)	THOMAZIN (1-3)	McGreevy (4)	Brecht, McGreevy combine to strike out 16 Bears
3/23	3-6-2	at (28) UC Santa Barbara	5-6-1	L	5-15	Dashwood (4-0)	SECHLER (1-2)	Lincoln (5)	UCSB scores three times in 6th and 7th inn. to break 2-2 tie
3/24	1-3-7	at (28) UC Santa Barbara	11-9-0	L	5-16	Boone (2-0)	WILEY (0-5)	--	Gauchos score nine unearned runs on seven MSU errors
3/26	2-7-1	(8) Arkansas	8-10-1	L	5-17	Vermillion (3-0)	JUENGER (0-2)	--	Razorbacks post twin three-run rallies to overcome 2-0 deficit
3/27	5-9-1	Kansas	9-6-1	L	5-18	Washilewski (2-0)	BARNES (0-2)	--	Groshans HR, 6 RBIs to help KU build 7-0 lead
3/29	6-12-3	Indiana State <sup>A</sup>	5-11-2	W	6-18	SECHLER (2-2)	Grauer (1-2)	--	Whetstone 2-4, 2 RBIs; Sechler 3.2, 3 H, 0 ER, 5 K's
3/31	1-4-2	Indiana State-1 <sup>A</sup>	9-7-1	W	7-18	JUENGER (1-2)	Guerrero (1-1)	--	Ramos walk-off, bases-loaded walk in 12th; Wiley 7.1 SHO IP, 6 K's
3/31	0-4-0	Indiana State-2 <sup>A</sup>	12-10-1	L	7-19	Whitbread (5-0)	CRUIKSHANK (0-1)	--	Whitbread 7.0 IP (CG), 4 H, 0 ER, 10 K's; Huntley 3-4
4/2	8-12-2	at Southeast Missouri	2-3-2	W	8-19	BARNES (1-2)	Cisneros (1-1)	--	Barnes 9.0 IP (CG), 3 H, 2 ER, 1 BB, 11 K's; Kotowski 2 HR's
4/3	15-15-1	at Murray State	10-11-2	W	9-19	JUENGER (2-2)	Carvell (0-2)	SECHLER (2)	Hull 2 HR, 5 RBIs; Whetstone 1-2, HR, 4 R; Privitera 3-5, 2 RBIs
4/5	10-14-2	at Southern Illinois <sup>A</sup>	5-5-2	W	10-19	LOCHNER (2-0)	Grace (0-1)	--	Lochner 8.0 IP, 11 K's; Polak 3 HR's, 5 RBIs; Kotowski 2 HR's
4/6	13-14-1	at Southern Illinois-1 <sup>A</sup>	4-8-1	W	11-19	WILEY (1-5)	Givens (3-3)	SECHLER (3)	Polak 2-4, 2 RBIs; Hull 2-3, go-ahead HR, 3 RBIs
4/6	2-7-1	at Southern Illinois-2 <sup>A</sup>	4-10-0	L	11-20	Begner (3-3)	CRUIKSHANK (0-2)	McDaniel (9)	Schwab 5.2 IP, 3 H, 0 R, 8 K's in relief
4/9	6-9-0	at Kansas	11-16-0	L	11-21	Barry (2-0)	SCHMIDT (0-1)	--	Jayhawks record 7 extra-base hits; Duffy 2-2, 9-game hit streak
4/12	1-9-2	at Illinois State <sup>A</sup>	7-12-1	L	11-22	Headrick (3-3)	LOCHNER (2-1)	--	Headrick strikes out 12; Parola 3-4
4/13	5-6-0	at Illinois State-1 <sup>A</sup>	7-10-4	L	11-23	Johnson (4-0)	SECHLER (2-3)	--	ISU scores seven unanswered; Duffy 2-5, 11-game hit streak
4/13	3-5-1	at Illinois State-2 <sup>A</sup>	5-8-0	L	11-24	Walker (2-5)	SCHWAB (1-4)	Gilmore (6)	Polak, Privitera homer; Walker 7.0 IP, 2 H, 1 ER, 8 K's
4/16	6-8-3	(21) Missouri	14-11-0	L	11-25	Robertson (2-0)	SCHMIDT (0-2)	--	Privitera 3-4, 2 3Bs; Whetstone 2-run HR, 10-game hit streak
4/18	8-10-0	New Orleans	3-8-0	W	12-25	LOCHNER (3-1)	Holstein (1-2)	--	Millas 2-4, 4 RBIs; Lochner 6.2 IP, 3 ER, 2 K's; MSU 4 DPs
4/19	6-9-1	New Orleans	1-4-2	W	13-25	WILEY (2-5)	Turpin (4-3)	--	Privitera 2-3, 2 RBIs; Whetstone 2-5, 2 RBIs; Wiley CG, 9 K's
4/20	12-15-3	New Orleans	20-11-1	L	13-26	Oset (5-1)	SCHMIDT (0-3)	Martin (11)	Whetstone 2-4, HR, 4 RBIs; Duffy 4-6
4/23		at Missouri							
4/26		Bradley <sup>A</sup>							
4/27		Bradley <sup>A</sup>							
4/28		Bradley <sup>A</sup>							
4/30		at Wichita State							
5/2		DBU <sup>A</sup>							
5/3		DBU <sup>A</sup>							
5/4		DBU <sup>A</sup>							
5/7		Wichita State							
5/10		at Evansville <sup>A</sup>							
5/11		at Evansville <sup>A</sup>							
5/12		at Evansville <sup>A</sup>							
5/16		Valparaiso <sup>A</sup>							
5/17		Valparaiso <sup>A</sup>							
5/18		Valparaiso <sup>A</sup>							

\* Missouri Valley Conference game; <sup>A</sup> at Texas State Tournament (San Marcos, Texas); <sup>@</sup> at Tony Gwynn Legacy (San Diego, Calif.)

**Record Breakdown:** 13-26 overall, 4-5 MVC; 9-21 non-conference; 6-16 away; 6-7 home; 1-3 neutral; 3-5 February; 4-14 March; 6-7 April; 7-18 day games; 6-8 night games; longest winning streak - 4; longest losing streak - 7



# MISSOURI STATE BASEBALL

Game 40 | MISSOURI STATE BEARS (13-26) at MISSOURI TIGERS (26-15-1) | April 23 | 6:02 p.m. (CDT) | Columbia, Mo. | Taylor Stadium (3,031) | KBFL 106.0 AM/96.9 FM | SEC Network

## OVERALL BATTING-FIELDING STATISTICS

Record: 13-26 Home: 6-7 Away: 6-16 Neutral: 1-3 MVC: 4-5

Player	avg	gp-gs	ab	r	h	2b	3b	hr	rbi	tb	slg%	bb	hp	so	gdp	ob%	sf	sh	sb-att	po	a	e	fld%
Kotowski,Dakota	.282	28-21	78	14	22	1	0	7	10	44	.564	6	3	36	1	.356	0	0	0-0	32	1	3	.917
Millas,Drew	.277	34-34	130	19	36	9	2	3	20	58	.446	20	5	39	2	.389	2	0	1-1	190	13	5	.976
Duffy,Jack	.273	38-37	128	17	35	5	0	1	10	43	.336	18	2	19	1	.367	2	3	4-6	100	1	3	.971
Whetstone,Ben	.271	39-39	140	22	38	10	0	4	25	60	.429	18	9	27	3	.385	2	0	0-2	275	18	3	.990
Privitera,John	.270	39-39	148	23	40	7	3	1	16	56	.378	17	2	33	0	.353	0	3	7-10	54	75	5	.963
Herron,Anthony	.256	28-19	78	12	20	2	0	2	13	28	.359	6	2	25	1	.322	1	0	4-5	0	0	0	.000
Polak,Joey	.228	39-39	145	20	33	4	0	7	23	58	.400	14	2	58	1	.299	3	0	0-0	17	53	9	.886
Geha,Logan	.202	39-37	129	20	26	4	0	5	19	45	.349	20	7	47	1	.340	0	6	11-12	171	23	8	.960
Hull,Mason	.178	34-33	101	13	18	7	0	3	17	34	.337	8	1	36	0	.241	2	2	0-1	56	73	10	.928
-----																							
Faith,Sam	.240	26-8	50	5	12	2	0	0	4	14	.280	2	3	19	0	.309	0	1	1-1	9	17	2	.929
Ramos,Javier	.222	7-1	9	2	2	0	0	1	5	5	.556	1	0	5	0	.300	0	0	0-0	0	1	1	.500
Clayton,Collin	.203	32-23	74	17	15	1	2	1	4	23	.311	10	3	16	4	.322	0	1	1-1	59	0	0	1.000
Zimmerman,Brooks	.184	21-13	49	6	9	1	0	1	5	13	.265	4	1	21	1	.255	1	1	0-0	14	0	0	1.000
Fitzpatrick,Jordan	.091	25-8	44	6	4	0	0	0	3	4	.091	7	0	13	0	.212	1	0	0-0	16	0	1	.941
Juenger,Hayden	.000	1-0	1	0	0	0	0	0	0	0	.000	0	0	1	0	.000	0	0	0-0	1	4	0	1.000
Totals	.238	39	1304	196	310	53	7	36	174	485	.372	151	40	395	15	.332	14	17	29-39	1007	326	57	.959
Opponents	.282	39	1296	295	366	76	16	30	272	564	.435	201	75	312	29	.402	27	25	55-69	1040	303	36	.974

LOB - Team (290), Opp (322). DPs turned - Team (34), Opp (19).

## OVERALL PITCHING STATISTICS

(All games Sorted by Earned run avg)

Player	era	w-l	app	gs	cg	sho	sv	ip	h	r	er	bb	so	2b	3b	hr	b/avg	wp	hp	bk	sfa	sha
Wiley,Logan	4.13	2-5	10	10	1	0/1	0	56.2	64	32	26	12	51	13	3	5	.284	0	9	0	2	5
Lochner,Jake	5.27	3-1	12	5	0	0/0	0	42.2	42	28	25	14	31	12	3	3	.263	3	8	0	1	4
-----																						
Sechler,Connor	3.18	2-3	15	0	0	0/1	3	34.0	22	13	12	21	42	2	0	1	.188	1	5	0	3	2
Juenger,Hayden	4.75	2-2	15	2	0	0/1	0	36.0	35	22	19	19	33	4	4	1	.261	0	4	2	2	1
Barnes,Forrest	5.70	1-2	7	6	1	0/0	0	23.2	19	18	15	15	21	5	0	4	.218	1	5	0	0	1
Thomazin,Logan	6.47	1-3	12	4	0	0/0	0	32.0	29	25	23	15	33	5	1	4	.252	5	15	0	4	2
Schwab,Davis	8.07	1-4	13	5	0	0/1	0	35.2	46	34	32	27	38	12	2	2	.317	5	4	2	1	4
Witherspoon,Nate	9.18	1-0	13	0	0	0/0	0	16.2	24	22	17	11	15	5	1	3	.358	2	7	0	7	0
Cruikshank,Ben	10.31	0-2	9	4	0	0/0	0	18.1	22	25	21	23	13	2	0	2	.310	1	3	0	1	4
Schmidt,Nick	10.80	0-3	13	2	0	0/0	0	16.2	19	22	20	15	12	5	0	2	.292	4	9	0	3	0
Gibbs,Zach	15.12	0-0	8	0	0	0/0	0	8.1	11	17	14	9	12	3	1	1	.324	4	2	1	1	1
Carson,Peyton	18.00	0-0	7	0	0	0/0	0	8.0	17	18	16	6	6	4	1	2	.436	1	2	0	1	1
Moore,Alex	19.29	0-1	3	1	0	0/0	0	4.2	14	10	10	4	1	3	0	0	.519	0	0	0	1	0
Ramos,Javier	27.00	0-0	5	0	0	0/0	0	2.1	2	9	7	10	4	1	0	0	.200	1	2	0	0	0
Totals	6.73	13-26	39	39	2	1/1	3	335.2	366	295	251	201	312	76	16	30	.282	28	75	5	27	25
Opponents	4.31	26-13	39	39	1	3/2	8	346.2	310	196	166	151	395	53	7	36	.238	32	40	7	14	17

PB - Team (1), Geha,L. 1, Opp (12). Pickoffs - Team (13), Thomazin,L. 3, Geha,L. 3, Schwab,D. 3, Wiley,L. 3, Juenger,H. 1, Opp (5).

# MISSOURI STATE BASEBALL

Game 40 | MISSOURI STATE BEARS (13-26) at MISSOURI TIGERS (26-15-1) | April 23 | 6:02 p.m. (CDT) | Columbia, Mo. | Taylor Stadium (3,031) | KBFL 106.0 AM/96.9 FM | SEC Network

## MVC BATTING-FIELDING STATISTICS

Record: 4-5 Home: 2-1 Away: 2-4 MVC: 4-5

Player	avg	gp-gs	ab	r	h	2b	3b	hr	rbi	tb	slg%	bb	hp	so	gdp	ob%	sf	sh	sb-att	po	a	e	fld%
Polak,Joey	.367	9-9	30	5	11	0	0	4	12	23	.767	7	0	12	0	.462	2	0	0-0	3	10	4	.765
Whetstone,Ben	.361	9-9	36	5	13	5	0	0	5	18	.500	2	1	7	2	.410	0	0	0-0	72	6	0	1.000
Duffy,Jack	.361	9-9	36	6	13	2	0	1	1	18	.500	2	1	6	0	.410	0	2	1-1	17	0	1	.944
Kotowski,Dakota	.300	9-9	30	5	9	1	0	3	4	19	.633	4	1	10	1	.400	0	0	0-0	11	0	0	1.000
Herron,Anthony	.222	7-4	18	1	4	0	0	0	0	4	.222	1	1	6	0	.300	0	0	2-3	0	0	0	.000
Privitera,John	.212	9-9	33	6	7	1	0	1	4	11	.333	4	0	7	0	.297	0	1	2-2	13	20	0	1.000
Hull,Mason	.200	9-9	30	2	6	1	0	1	4	10	.333	3	0	12	0	.265	1	0	0-0	14	22	1	.973
Millas,Drew	.189	9-9	37	6	7	2	0	0	4	9	.243	4	1	12	0	.279	1	0	0-0	55	4	3	.952
Geha,Logan	.107	9-8	28	2	3	0	0	0	0	3	.107	3	2	11	0	.242	0	2	5-5	38	3	0	1.000
-----																							
Clayton,Collin	.222	5-2	9	3	2	0	1	0	1	4	.444	3	0	2	0	.417	0	0	0-0	9	0	0	1.000
Fitzpatrick,Jordan	.000	6-2	12	0	0	0	0	0	0	0	.000	0	0	5	0	.000	0	0	0-0	5	0	0	1.000
Zimmerman,Brooks	.000	5-1	5	0	0	0	0	0	0	0	.000	0	0	3	0	.000	0	1	0-0	0	0	0	.000
Ramos,Javier	.000	2-1	4	0	0	0	0	0	1	0	.000	1	0	2	0	.200	0	0	0-0	0	0	1	.000
Faith,Sam	.000	4-0	3	0	0	0	0	0	0	0	.000	0	0	2	0	.000	0	0	0-0	0	0	0	.000
Juenger,Hayden	.000	1-0	1	0	0	0	0	0	0	0	.000	0	0	1	0	.000	0	0	0-0	0	2	0	1.000
Totals	.240	9	312	41	75	12	1	10	36	119	.381	34	7	98	3	.325	4	6	10-11	240	76	12	.963
Opponents	.261	9	310	49	81	17	3	4	45	116	.374	39	6	82	6	.354	1	5	14-15	248	73	12	.964

LOB - Team (74), Opp (72). DPs turned - Team (7), Opp (6).

## MVC PITCHING STATISTICS

(MVC games only Sorted by Earned run avg)

Player	era	w-l	app	gs	cg	sho	sv	ip	h	r	er	bb	so	2b	3b	hr	b/avg	wp	hp	bk	sfa	sha
Juenger,Hayden	1.93	1-0	6	0	0	0/1	0	9.1	5	2	2	5	7	2	1	0	.156	0	0	1	0	0
Sechler,Connor	2.25	1-1	4	0	0	0/1	1	12.0	5	3	3	7	15	0	0	0	.125	0	1	0	0	0
Schwab,Davis	2.45	0-1	3	1	0	0/1	0	11.0	9	3	3	8	14	3	0	1	.220	0	1	0	0	0
Wiley,Logan	3.50	1-0	3	3	0	0/1	0	18.0	22	8	7	2	19	4	0	2	.297	0	0	0	0	2
Lochner,Jake	6.27	1-1	3	3	0	0/0	0	18.2	20	15	13	6	18	5	2	0	.263	2	2	0	0	2
-----																						
Schmidt,Nick	0.00	0-0	1	0	0	0/0	0	2.0	1	0	0	0	1	0	0	0	.143	0	0	0	0	0
Thomazin,Logan	5.40	0-0	2	0	0	0/0	0	1.2	2	1	1	2	1	1	0	0	.400	1	1	0	0	0
Gibbs,Zach	10.80	0-0	2	0	0	0/0	0	3.1	5	4	4	2	5	1	0	1	.333	2	0	0	0	0
Cruikshank,Ben	27.00	0-2	2	2	0	0/0	0	3.1	9	10	10	5	2	0	0	0	.600	0	1	0	1	1
Witherspoon,Nate	40.50	0-0	1	0	0	0/0	0	0.2	3	3	3	2	0	1	0	0	.600	0	0	0	0	0
Totals	5.18	4-5	9	9	0	1/1	1	80.0	81	49	46	39	82	17	3	4	.261	5	6	1	1	5
Opponents	3.70	5-4	9	9	1	1/0	2	82.2	75	41	34	34	98	12	1	10	.240	8	7	0	4	6

PB - Team (0), Opp (5). Pickoffs - Team (5), Wiley,L. 2, Juenger,H. 1, Schwab,D. 1, Geha,L. 1, Opp (1).

# MISSOURI STATE BASEBALL

Game 40 | MISSOURI STATE BEARS (13-26) at MISSOURI TIGERS (26-15-1) | April 23 | 6:02 p.m. (CDT) | Columbia, Mo. | Taylor Stadium (3,031) | KBFL 1060 AM/96.9 FM | SEC Network

## HOME BATTING-FIELDING STATISTICS

Record: 6-7 Home: 6-7 Away: 0-0 MVC: 2-1

Player	avg	gp-gs	ab	r	h	2b	3b	hr	rbi	tb	slg%	bb	hp	so	gdp	ob%	sf	sh	sb-att	po	a	e	fld%
Privitera, John	.370	13-13	46	11	17	1	3	0	5	24	.522	7	0	10	0	.453	0	2	3-4	17	26	0	1.000
Herron, Anthony	.367	10-8	30	6	11	1	0	1	5	15	.500	3	0	8	0	.424	0	0	1-1	0	0	0	.000
Kotowski, Dakota	.346	8-6	26	2	9	1	0	1	1	13	.500	0	1	11	1	.370	0	0	0-0	7	0	1	.875
Millas, Drew	.313	9-9	32	4	10	2	0	1	6	15	.469	6	3	6	1	.463	0	0	1-1	56	2	1	.983
Geha, Logan	.310	13-13	42	10	13	2	0	1	5	18	.429	8	4	11	0	.463	0	4	5-6	65	9	3	.961
Whetstone, Ben	.308	13-13	52	8	16	4	0	3	14	29	.558	4	2	9	1	.379	0	0	0-1	99	11	3	.973
Duffy, Jack	.294	13-13	51	7	15	2	0	0	3	17	.333	0	1	8	0	.302	1	2	2-3	39	0	0	1.000
Polak, Joey	.174	13-13	46	6	8	1	0	2	6	15	.326	6	1	20	1	.283	0	0	0-0	8	13	4	.840
Hull, Mason	.105	13-13	38	5	4	3	0	0	4	7	.184	4	1	13	0	.205	1	1	0-0	27	30	7	.891
-----																							
Faith, Sam	.286	8-0	7	2	2	0	0	0	0	2	.286	0	0	2	0	.286	0	0	0-0	0	0	0	.000
Ramos, Javier	.286	4-1	7	2	2	0	0	1	5	5	.714	1	0	3	0	.375	0	0	0-0	0	1	1	.500
Zimmerman, Brooks	.167	8-4	18	4	3	0	0	1	3	6	.333	2	0	8	1	.238	1	1	0-0	4	0	0	1.000
Clayton, Collin	.125	12-8	24	4	3	0	1	0	1	5	.208	2	1	8	2	.222	0	0	0-0	22	0	0	1.000
Fitzpatrick, Jordan	.091	8-3	22	2	2	0	0	0	2	2	.091	1	0	7	0	.125	1	0	0-0	8	0	0	1.000
Juenger, Hayden	.000	1-0	1	0	0	0	0	0	0	0	.000	0	0	1	0	.000	0	0	0-0	1	2	0	1.000
Totals	.260	13	442	73	115	17	4	11	60	173	.391	44	14	125	7	.343	4	10	12-16	360	113	21	.957
Opponents	.237	13	443	89	105	20	2	6	85	147	.332	67	32	108	12	.371	8	9	13-16	344	99	15	.967

LOB - Team (97), Opp (110). DPs turned - Team (13), Opp (9).

## HOME PITCHING STATISTICS

(Home games Sorted by Earned run avg)

Player	era	w-l	app	gs	cg	sho	sv	ip	h	r	er	bb	so	2b	3b	hr	b/avg	wp	hp	bk	sfa	sha
Wiley, Logan	0.00	1-0	3	3	1	0/1	0	22.0	12	2	0	4	22	0	0	0	.162	0	1	0	0	2
Thomazin, Logan	2.45	1-0	5	1	0	0/0	0	14.2	5	6	4	8	17	1	0	1	.109	1	6	0	1	1
Sechler, Connor	2.63	1-1	5	0	0	0/1	1	13.2	11	4	4	4	15	1	0	1	.212	0	2	0	0	0
Lochner, Jake	4.61	1-0	4	2	0	0/0	0	13.2	14	8	7	4	4	3	1	0	.275	1	4	0	1	1
-----																						
Ramos, Javier	0.00	0-0	1	0	0	0/0	0	0.1	0	0	0	0	0	0	0	0	.000	0	0	0	0	0
Juenger, Hayden	3.86	1-1	4	0	0	0/1	0	7.0	6	3	3	5	4	1	0	0	.261	0	0	0	0	0
Barnes, Forrest	6.55	0-1	4	4	0	0/0	0	11.0	9	9	8	8	7	3	0	1	.225	0	4	0	0	1
Cruikshank, Ben	8.31	0-1	3	2	0	0/0	0	8.2	8	9	8	8	7	0	0	1	.250	0	2	0	1	2
Schwab, Davis	10.61	0-1	5	1	0	0/1	0	9.1	10	11	11	8	10	4	0	0	.263	2	3	1	0	2
Witherspoon, Nate	12.38	1-0	6	0	0	0/0	0	8.0	13	13	11	6	9	2	0	2	.371	0	4	0	2	0
Schmidt, Nick	12.71	0-2	5	0	0	0/0	0	5.2	4	9	8	5	5	1	0	0	.200	2	5	0	2	0
Gibbs, Zach	14.54	0-0	3	0	0	0/0	0	4.1	7	7	7	3	5	2	1	0	.368	2	1	1	1	0
Carson, Peyton	32.40	0-0	2	0	0	0/0	0	1.2	6	8	6	4	3	2	0	0	.500	1	0	0	0	0
Totals	5.32	6-7	13	13	1	1/1	1	120.0	105	89	71	67	108	20	2	6	.237	9	32	2	8	9
Opponents	4.63	7-6	13	13	1	1/0	2	114.2	115	73	59	44	125	17	4	11	.260	13	14	3	4	10



# MISSOURI STATE BASEBALL

Game 40 | MISSOURI STATE BEARS (13-26) at MISSOURI TIGERS (26-15-1) | April 23 | 6:02 p.m. (CDT) | Columbia, Mo. | Taylor Stadium (3,031) | KBFL 106.0 AM/96.9 FM | SEC Network

## ROAD BATTING-FIELDING STATISTICS

Record: 6-16 Home: 0-0 Away: 6-16 MVC: 2-4

Player	avg	gp-gs	ab	r	h	2b	3b	hr	rbi	tb	slg%	bb	hp	so	gdp	ob%	sf	sh	sb-att	po	a	e	fld%
Whetstone,Ben	.284	22-22	74	13	21	6	0	1	10	30	.405	11	7	15	2	.419	1	0	0-0	143	6	0	1.000
Duffy,Jack	.277	21-20	65	9	18	3	0	1	6	24	.369	15	1	10	1	.415	1	1	2-3	51	0	3	.944
Millas,Drew	.274	21-21	84	13	23	6	1	2	11	37	.440	12	2	30	1	.374	1	0	0-0	111	10	4	.968
Polak,Joey	.274	22-22	84	13	23	3	0	5	16	41	.488	7	1	28	0	.326	3	0	0-0	7	37	4	.917
Kotowski,Dakota	.250	20-15	52	12	13	0	0	6	9	31	.596	6	2	25	0	.350	0	0	0-0	25	1	2	.929
Hull,Mason	.245	17-16	49	7	12	3	0	3	13	24	.490	4	0	18	0	.296	1	1	0-0	22	33	1	.982
Privitera,John	.182	22-22	88	8	16	4	0	1	10	23	.261	8	0	20	0	.250	0	1	3-4	33	37	2	.972
Geha,Logan	.120	22-20	75	9	9	1	0	4	13	22	.293	10	2	31	1	.241	0	2	5-5	92	13	5	.955
-----																							
Faith,Sam	.237	16-7	38	3	9	2	0	0	4	11	.289	2	2	16	0	.310	0	1	1-1	9	17	2	.929
Clayton,Collin	.235	16-11	34	12	8	1	1	1	3	14	.412	8	2	5	1	.409	0	0	1-1	26	0	0	1.000
Herron,Anthony	.209	16-10	43	6	9	1	0	1	8	13	.302	3	2	15	1	.286	1	0	3-4	0	0	0	.000
Fitzpatrick,Jordan	.091	16-5	22	4	2	0	0	0	0	2	.091	5	0	6	0	.259	0	0	0-0	8	0	1	.889
Zimmerman,Brooks	.083	10-7	24	2	2	1	0	0	1	3	.125	1	1	13	0	.154	0	0	0-0	9	0	0	1.000
Ramos,Javier	.000	3-0	2	0	0	0	0	0	0	0	.000	0	0	2	0	.000	0	0	0-0	0	0	0	.000
Totals	.225	22	734	111	165	31	2	25	104	275	.375	92	22	234	7	.326	8	6	15-18	542	178	29	.961
Opponents	.306	22	716	178	219	53	11	19	162	351	.490	119	31	172	13	.418	16	14	37-47	588	172	20	.974

LOB - Team (163), Opp (176). DPs turned - Team (17), Opp (9).

## ROAD PITCHING STATISTICS

(Away games Sorted by Earned run avg)

Player	era	w-l	app	gs	cg	sho	sv	ip	h	r	er	bb	so	2b	3b	hr	b/avg	wp	hp	bk	sfa	sha
Juenger,Hayden	4.91	1-1	10	1	0	0/0	0	25.2	24	17	14	11	27	3	4	1	.250	0	4	1	2	1
Lochner,Jake	5.59	2-1	8	3	0	0/0	0	29.0	28	20	18	10	27	9	2	3	.257	2	4	0	0	3
Wiley,Logan	6.66	1-3	5	5	0	0/0	0	24.1	37	22	18	7	23	13	1	4	.343	0	5	0	1	2
-----																						
Sechler,Connor	4.24	1-2	8	0	0	0/0	2	17.0	11	9	8	17	21	1	0	0	.200	1	2	0	3	2
Barnes,Forrest	5.25	1-1	2	2	1	0/0	0	12.0	9	9	7	6	14	2	0	3	.200	1	1	0	0	0
Witherspoon,Nate	5.40	0-0	5	0	0	0/0	0	8.1	11	8	5	3	5	3	1	1	.355	2	3	0	5	0
Schwab,Davis	8.66	0-2	6	3	0	0/0	0	17.2	26	18	17	17	19	7	2	1	.356	3	0	0	1	1
Cruikshank,Ben	8.68	0-1	5	2	0	0/0	0	9.1	14	12	9	12	5	2	0	1	.368	1	0	0	0	2
Thomazin,Logan	11.05	0-3	6	3	0	0/0	0	14.2	21	18	18	6	11	4	1	3	.350	4	8	0	2	1
Carson,Peyton	11.81	0-0	4	0	0	0/0	0	5.1	8	7	7	2	3	2	0	1	.381	0	1	0	1	1
Schmidt,Nick	12.27	0-1	6	2	0	0/0	0	7.1	11	11	10	9	6	3	0	0	.344	2	2	0	0	0
Gibbs,Zach	15.75	0-0	5	0	0	0/0	0	4.0	4	10	7	6	7	1	0	1	.267	2	1	0	0	1
Moore,Alex	19.29	0-1	3	1	0	0/0	0	4.2	14	10	10	4	1	3	0	0	.519	0	0	0	1	0
Ramos,Javier	33.75	0-0	3	0	0	0/0	0	1.1	1	7	5	9	3	0	0	0	.167	1	0	0	0	0
Totals	7.62	6-16	22	22	1	0/0	2	180.2	219	178	153	119	172	53	11	19	.306	19	31	1	16	14
Opponents	4.36	16-6	22	22	0	1/1	5	196.0	165	111	95	92	234	31	2	25	.225	16	22	3	8	6

PB - Team (1), Geha,L. 1, Opp (8). Pickoffs - Team (6), Geha,L. 3, Schwab,D. 2, Wiley,L. 1, Opp (2).

# MISSOURI STATE BASEBALL

Game 40 | MISSOURI STATE BEARS (13-26) at MISSOURI TIGERS (26-15-1) | April 23 | 6:02 p.m. (CDT) | Columbia, Mo. | Taylor Stadium (3,031) | KBFL 106.0 AM/96.9 FM | SEC Network

## MSU GAME-BY-GAME BATTING

Date	Opponent	ab	r	h	rbi	2b	3b	hr	tb	bb	ibb	sb	cs	hbp	sac	sf	gdp	k	po	a	e	lob	avg
Feb 15	vs Nevada	33	4	7	3	2	0	0	9	6	0	0	0	2	0	0	0	10	27	6	1	10	.212
Feb 16	vs Utah	33	6	12	5	3	0	0	15	3	1	1	1	1	1	1	1	2	27	9	1	6	.288
Feb 17	at Texas State	29	0	2	0	0	0	0	2	0	0	0	0	0	0	0	0	8	24	10	1	2	.221
Feb 22	vs Cal State Fullerton	30	0	5	0	0	0	0	5	1	0	1	2	0	0	0	0	11	27	10	3	4	.208
Feb 23	at San Diego	34	4	7	3	2	0	0	9	5	0	0	0	2	0	0	0	12	24	8	1	10	.208
Feb 24	vs Fresno State	32	2	6	2	0	1	0	8	5	0	0	0	1	0	1	0	13	24	10	2	10	.204
Feb 26	CENTRAL ARKANSAS	35	9	11	7	2	0	1	16	5	0	1	1	0	0	0	2	6	27	6	2	7	.221
Feb 27	CENTRAL ARKANSAS	44	15	19	10	2	2	1	28	1	0	3	1	2	1	0	0	10	27	9	2	9	.256
Mar 01	UC IRVINE	23	2	2	2	0	0	1	5	1	0	1	0	1	0	0	0	8	21	9	1	2	.242
Mar 01	UC IRVINE	35	1	4	1	0	0	0	4	1	0	0	0	0	1	0	1	12	33	13	2	3	.229
Mar 08	at Arkansas State	31	2	2	2	1	0	0	3	3	0	0	0	1	0	0	1	7	24	6	1	6	.214
Mar 10	at Arkansas State	33	4	8	4	0	0	1	11	3	0	0	0	1	0	1	1	9	24	9	1	7	.217
Mar 10	at Arkansas State	33	4	7	4	0	0	2	13	3	0	0	0	0	1	0	0	9	24	10	0	6	.216
Mar 12	at Oklahoma State	31	2	7	2	0	0	0	7	5	0	0	1	1	0	0	2	11	24	10	1	8	.217
Mar 13	at Oral Roberts	34	11	8	10	3	0	1	14	12	0	3	0	1	0	1	0	8	27	14	0	10	.218
Mar 15	at Oklahoma	37	11	9	11	3	0	1	15	11	2	1	0	1	0	1	0	10	27	8	0	12	.220
Mar 16	at Oklahoma	32	2	5	2	1	0	1	9	2	0	1	0	0	0	0	0	12	24	5	3	5	.216
Mar 17	at Oklahoma	30	1	4	1	1	0	1	8	1	0	0	0	2	0	0	1	17	24	10	0	5	.212
Mar 22	at UC Santa Barbara	33	3	6	3	1	0	2	13	1	0	0	0	1	0	0	0	16	24	6	2	5	.211
Mar 23	at UC Santa Barbara	32	3	6	3	3	0	0	9	0	0	0	0	0	1	0	0	11	24	6	2	3	.209
Mar 24	at UC Santa Barbara	24	1	3	1	2	0	0	5	1	0	0	0	1	0	0	0	12	20	8	7	4	.206
Mar 26	ARKANSAS	32	2	8	1	0	0	0	8	3	0	0	0	2	1	0	1	10	27	7	1	9	.208
Mar 27	KANSAS	35	5	9	5	1	0	2	16	1	0	0	0	1	1	1	0	15	27	8	1	7	.211
*Mar 29	INDIANA STATE	40	6	12	5	2	0	1	17	3	0	2	0	2	2	0	1	8	33	8	3	10	.215
*Mar 31	INDIANA STATE	36	1	4	1	1	0	0	5	7	3	1	0	1	2	0	1	16	36	11	2	11	.211
*Mar 31	INDIANA STATE	26	0	4	0	2	0	0	6	1	0	0	0	0	0	0	0	10	21	8	0	6	.209
Apr 02	at Southeast Missouri	37	8	12	8	3	1	3	26	6	0	1	0	2	1	0	1	8	27	4	2	11	.214
Apr 03	at Murray St.	41	15	15	14	0	0	4	27	12	0	2	1	3	0	0	0	12	27	10	1	14	.221
*Apr 05	at Southern Illinois	40	10	14	9	0	0	5	29	5	0	5	0	1	0	1	0	12	27	6	2	10	.226
*Apr 06	at Southern Illinois	38	13	14	11	2	1	1	21	8	0	1	0	0	2	0	1	8	27	6	1	8	.231
*Apr 06	at Southern Illinois	32	2	7	1	2	0	0	9	3	0	0	1	2	0	0	0	8	24	9	1	8	.231
Apr 09	at Kansas	33	6	9	6	4	0	0	13	4	0	0	0	2	1	1	0	8	24	5	0	8	.232
*Apr 12	at Illinois State	36	1	9	1	0	0	0	9	3	0	1	0	0	0	0	0	15	24	13	2	11	.233
*Apr 13	at Illinois State	34	5	6	5	2	0	1	11	2	0	0	0	0	0	2	0	11	24	9	0	6	.231
*Apr 13	at Illinois State	30	3	5	3	1	0	2	12	2	0	0	0	1	0	1	0	10	24	6	1	4	.229
Apr 16	MISSOURI	34	6	8	5	0	2	1	15	4	0	0	1	1	0	0	0	14	27	9	3	6	.230
Apr 18	NEW ORLEANS	31	8	10	8	5	0	2	21	5	0	0	1	1	1	0	1	5	27	12	0	6	.232
Apr 19	NEW ORLEANS	31	6	9	5	1	0	0	10	6	0	0	0	3	1	1	0	5	27	10	1	12	.233
Apr 20	NEW ORLEANS	40	12	15	10	1	0	2	22	6	0	4	0	0	0	2	0	6	27	3	3	9	.238
Totals		1304	196	310	174	53	7	36	485	151	6	29	10	40	17	14	15	395	1007	326	57	290	.238

# MISSOURI STATE BASEBALL

Game 40 | MISSOURI STATE BEARS (13-26) at MISSOURI TIGERS (26-15-1) | April 23 | 6:02 p.m. (CDT) | Columbia, Mo. | Taylor Stadium (3,031) | KBFL 106.0 AM/96.9 FM | SEC Network

## MSU GAME-BY-GAME PITCHING

Date	Opponent	ip	h	r	er	bb	so	2b	3b	hr	wp	bk	hbp	dp	ibb	score	w-l	sv	era
Feb 15	vs Nevada	9.0	14	16	16	5	6	2	3	4	0	0	8	1	0	4-16	0-1	0	16.00
Feb 16	vs Utah	9.0	8	2	2	4	10	1	0	0	0	2	2	1	0	6-2	1-1	0	9.00
Feb 17	at Texas State	8.0	9	10	8	8	4	2	0	0	2	0	2	0	0	0-10	1-2	0	9.00
Feb 22	vs Cal State Fullerton	9.0	11	7	6	5	8	0	0	1	0	0	2	2	0	0-7	1-3	0	8.23
Feb 23	at San Diego	8.0	10	14	11	11	2	2	2	0	1	0	1	2	0	4-14	1-4	0	9.00
Feb 24	vs Fresno State	8.0	9	3	3	1	8	0	0	0	0	0	0	0	1	2-3	1-5	0	8.12
Feb 26	CENTRAL ARKANSAS	9.0	11	7	6	1	7	4	0	0	0	0	5	0	0	9-7	2-5	1	7.80
Feb 27	CENTRAL ARKANSAS	9.0	3	3	2	5	13	0	0	0	0	0	3	0	0	15-3	3-5	1	7.04
Mar 01	UC IRVINE	7.0	5	3	3	4	7	4	0	0	1	1	1	0	0	2-3	3-6	1	6.75
Mar 01	UC IRVINE	11.0	8	4	3	1	8	0	0	1	0	0	2	1	0	1-4	3-7	1	6.21
Mar 08	at Arkansas State	8.0	15	14	14	10	8	2	2	1	1	0	2	2	0	2-14	3-8	1	7.01
Mar 10	at Arkansas State	8.0	15	16	15	9	9	6	1	2	0	0	2	0	0	4-16	3-9	1	7.78
Mar 10	at Arkansas State	8.0	8	6	6	4	7	0	0	1	0	0	4	0	0	4-6	3-10	1	7.70
Mar 12	at Oklahoma State	8.0	12	13	11	6	5	4	0	3	2	0	3	2	0	2-13	3-11	1	8.02
Mar 13	at Oral Roberts	9.0	5	2	2	6	7	1	0	1	1	0	0	3	0	11-2	4-11	1	7.59
Mar 15	at Oklahoma	9.0	13	8	8	14	10	2	0	0	3	0	0	1	0	11-8	5-11	1	7.62
Mar 16	at Oklahoma	8.0	13	11	8	5	9	0	2	1	1	0	3	0	0	2-11	5-12	1	7.70
Mar 17	at Oklahoma	8.0	11	6	6	2	4	3	0	1	1	0	4	0	0	1-6	5-13	1	7.65
Mar 22	at UC Santa Barbara	8.0	10	7	7	3	8	3	0	1	1	0	1	1	0	3-7	5-14	1	7.66
Mar 23	at UC Santa Barbara	8.0	6	5	4	3	8	1	0	2	0	0	2	0	0	3-5	5-15	1	7.51
Mar 24	at UC Santa Barbara	6.2	9	11	2	4	4	5	1	0	1	0	1	0	0	1-11	5-16	1	7.33
Mar 26	ARKANSAS	9.0	10	8	7	6	10	0	0	1	0	0	1	1	0	2-8	5-17	1	7.31
Mar 27	KANSAS	9.0	6	9	7	3	13	2	0	1	2	0	4	1	0	5-9	5-18	1	7.30
*Mar 29	INDIANA STATE	11.0	11	5	4	4	7	1	1	0	1	0	2	1	0	6-5	6-18	1	7.08
*Mar 31	INDIANA STATE	12.0	7	0	0	3	13	0	0	0	0	0	1	0	0	1-0	7-18	1	6.69
*Mar 31	INDIANA STATE	7.0	10	12	12	9	5	1	0	0	1	0	1	1	0	0-12	7-19	1	6.96
Apr 02	at Southeast Missouri	9.0	3	2	2	1	11	1	0	0	1	0	1	0	0	8-2	8-19	1	6.77
Apr 03	at Murray St.	9.0	11	10	8	5	12	0	1	1	1	0	2	1	0	15-10	9-19	2	6.82
*Apr 05	at Southern Illinois	9.0	5	5	4	2	12	1	1	0	1	0	0	0	0	10-5	10-19	2	6.71
*Apr 06	at Southern Illinois	9.0	8	4	3	5	9	2	0	1	0	0	0	2	0	13-4	11-19	3	6.59
*Apr 06	at Southern Illinois	8.0	10	4	4	4	9	2	0	0	1	0	1	2	1	2-4	11-20	3	6.52
Apr 09	at Kansas	8.0	16	11	11	5	7	6	0	1	0	0	1	0	0	6-11	11-21	3	6.69
*Apr 12	at Illinois State	8.0	12	7	7	1	9	5	0	1	1	0	0	1	0	1-7	11-22	3	6.73
*Apr 13	at Illinois State	8.0	10	7	7	3	9	2	0	1	0	0	1	0	0	5-7	11-23	3	6.76
*Apr 13	at Illinois State	8.0	8	5	5	8	9	3	1	1	0	1	0	0	0	3-5	11-24	3	6.73
Apr 16	MISSOURI	9.0	11	14	13	11	6	3	1	3	2	1	6	2	0	6-14	11-25	3	6.91
Apr 18	NEW ORLEANS	9.0	8	3	3	2	3	3	0	0	0	0	2	4	0	8-3	12-25	3	6.80
Apr 19	NEW ORLEANS	9.0	4	1	0	4	9	0	0	0	0	0	1	2	0	6-1	13-25	3	6.61
Apr 20	NEW ORLEANS	9.0	11	20	11	14	7	2	0	0	2	0	3	0	0	12-20	13-26	3	6.73
Totals		335.2	366	295	251	201	312	76	16	30	28	5	75	34	2	196-295	13-26	3	6.73



# MISSOURI STATE BASEBALL

Game 40 | MISSOURI STATE BEARS (13-26) at MISSOURI TIGERS (26-15-1) | April 23 | 6:02 p.m. (CDT) | Columbia, Mo. | Taylor Stadium (3,031) | KBFL 106.0 AM/96.9 FM | SEC Network

## INDIVIDUAL GAME-BY-GAME BATTING (AB-R-H-RBI)

Opponent	Date	#7 Clayton,C	#23 Duffy,J	#26 Faith,S	#17 Fitzpatrick,J	#4 Geha,L	#12 Herron,A	#8 Hull,M	#11 Juenger,H	#16 Kotowski,D	#24 Millas,D	#25 Polak,J	#32 Privitera,J	#34 Ramos,J	#45 Whetstone,	#1 Zimmerman
Nevada	Feb 15	5-0-0-0	2-1-1-1	4-0-1-0	0-0-0-1	3-1-2-0	.....	3-0-0-0	.....	.....	4-0-0-0	5-1-1-0	3-0-2-1	.....	4-1-0-0	Def
Utah	Feb 16	4-1-1-0	4-0-1-0	.....	.....	4-0-1-1	.....	4-1-1-0	.....	.....	3-1-1-2	3-0-1-1	3-3-3-0	.....	4-0-0-0	4-0-3-1
Texas State	Feb 17	3-0-1-0	3-0-0-0	3-0-0-0	.....	1-0-0-0	1-0-0-0	1-0-0-0	.....	.....	4-0-0-0	3-0-1-0	4-0-0-0	.....	3-0-0-0	3-0-0-0
Cal State Fullerton	Feb 22	3-0-1-0	3-0-0-0	.....	.....	3-0-1-0	3-0-0-0	3-0-1-0	.....	.....	4-0-0-0	4-0-0-0	4-0-1-0	.....	3-0-1-0	.....
San Diego	Feb 23	3-0-1-0	.....	0-0-0-0	.....	3-1-0-0	4-1-1-0	3-0-1-2	.....	Def	4-0-1-0	3-0-0-0	5-0-0-0	.....	4-1-2-1	5-1-1-0
Fresno State	Feb 24	4-0-2-0	3-0-0-0	1-0-0-0	.....	2-0-0-0	2-0-0-0	4-0-0-0	.....	.....	3-1-2-1	3-0-0-0	4-1-1-0	.....	3-0-0-1	3-0-1-0
Central Arkansas	Feb 26	4-0-1-0	4-1-1-0	.....	.....	3-1-1-0	4-2-2-2	4-2-1-2	.....	.....	.....	3-1-1-1	5-0-3-1	.....	5-0-1-1	3-2-0-0
Central Arkansas	Feb 27	5-2-1-0	5-2-2-0	2-1-1-0	2-0-0-0	4-1-3-1	4-0-1-2	3-1-1-1	.....	1-1-1-0	.....	3-2-1-0	5-2-3-1	1-1-1-4	6-1-3-1	3-1-1-0
UC Irvine	Mar 01	2-0-0-0	3-0-0-0	1-0-0-0	.....	2-0-0-0	2-1-1-0	2-0-0-0	.....	.....	.....	2-0-0-0	3-0-0-0	.....	3-0-0-0	3-1-1-2
UC Irvine	Mar 01	3-0-0-1	4-0-0-0	1-0-0-0	.....	3-0-0-0	4-1-2-0	4-0-0-0	.....	.....	.....	4-0-0-0	4-0-1-0	.....	4-0-0-0	4-0-1-0
Arkansas State	Mar 08	3-0-0-0	4-0-0-1	1-0-0-0	1-0-0-0	3-0-0-0	4-0-0-0	3-0-0-1	.....	1-0-0-0	.....	3-1-0-0	4-0-0-0	.....	2-0-1-0	2-1-1-0
Arkansas State	Mar 10	3-1-1-0	1-0-1-0	1-0-1-0	.....	4-0-1-1	0-0-0-1	3-2-2-0	.....	2-1-1-2	5-0-0-0	3-0-0-0	3-0-0-0	.....	4-0-1-0	4-0-0-0
Arkansas State	Mar 10	3-1-2-1	4-0-1-0	1-1-1-1	4-0-1-0	3-1-1-1	.....	1-0-0-0	.....	.....	4-0-0-1	4-1-1-0	5-0-0-0	.....	4-0-0-0	.....
Oklahoma State	Mar 12	2-0-0-0	2-0-1-0	3-0-0-0	2-0-0-0	3-1-0-0	1-0-0-0	1-0-0-0	.....	0-1-0-0	3-0-1-0	4-0-3-1	3-0-1-0	1-0-0-0	3-0-1-0	3-0-0-1
Oral Roberts	Mar 13	2-0-0-0	2-1-0-1	5-1-2-3	1-1-0-0	3-2-1-3	4-1-1-1	.....	.....	0-0-0-0	5-2-2-1	5-0-0-1	5-2-2-0	.....	2-1-0-0	.....
Oklahoma	Mar 15	2-2-0-0	3-1-1-2	5-0-2-0	2-0-0-0	5-1-1-4	4-1-1-2	.....	.....	1-0-0-0	2-2-0-0	5-1-1-2	5-2-2-0	.....	3-1-1-1	.....
Oklahoma	Mar 16	.....	4-0-0-0	4-1-1-0	0-0-0-0	4-0-1-1	3-0-0-0	.....	.....	2-0-1-0	3-1-1-1	4-0-1-0	4-0-0-0	.....	4-0-0-0	.....
Oklahoma	Mar 17	.....	3-0-0-0	4-0-0-0	1-0-0-0	4-1-1-1	.....	.....	.....	2-0-1-0	3-0-1-0	3-0-0-0	3-0-0-0	.....	3-0-1-0	4-0-0-0
UC Santa Barbara	Mar 22	1-0-0-0	1-0-0-0	1-0-1-0	1-0-0-0	3-0-0-1	3-0-0-0	3-0-0-0	.....	4-1-1-1	4-1-1-1	4-1-2-0	4-0-1-0	1-0-0-0	3-0-0-0	.....
UC Santa Barbara	Mar 23	3-1-1-1	3-0-1-0	3-0-1-0	1-0-0-0	4-1-0-0	.....	Def	.....	4-1-1-0	4-0-1-1	4-0-0-0	3-0-0-0	Def	3-0-1-1	.....
UC Santa Barbara	Mar 24	1-1-0-0	3-0-0-0	1-0-0-0	Def	3-0-0-0	.....	3-0-1-1	.....	3-0-0-0	3-0-2-0	3-0-0-0	2-0-0-0	.....	2-0-0-0	Def
Arkansas	Mar 26	1-0-0-0	3-1-1-0	.....	3-0-1-1	4-0-0-0	.....	3-0-0-0	.....	4-0-3-0	5-0-2-0	4-1-0-0	2-0-0-0	.....	3-0-1-0	.....
Kansas	Mar 27	1-0-0-0	1-0-0-0	1-1-1-0	1-0-0-0	4-1-2-3	1-0-0-0	3-0-0-0	.....	4-0-0-0	5-0-1-0	4-1-2-1	2-0-0-0	2-1-1-0	4-1-2-0	2-0-0-1
Indiana State	Mar 29	1-0-0-0	5-1-2-0	.....	1-0-0-0	3-1-1-0	3-0-0-0	5-0-0-0	.....	4-1-2-1	4-1-1-1	4-0-2-1	5-2-2-0	.....	4-0-2-2	1-0-0-0
Indiana State	Mar 31	1-0-0-0	3-0-1-0	Def	5-0-0-0	4-1-1-0	0-0-0-0	2-0-0-0	1-0-0-0	5-0-1-0	3-0-0-0	2-0-0-0	3-0-0-0	1-0-0-1	5-0-1-0	1-0-0-0
Indiana State	Mar 31	.....	3-0-1-0	1-0-0-0	.....	3-0-0-0	.....	2-0-1-0	.....	3-0-2-0	3-0-0-0	3-0-0-0	2-0-0-0	3-0-0-0	3-0-0-0	.....
Southeast Missouri	Apr 02	0-2-0-0	3-0-1-0	4-0-0-0	2-1-0-0	5-1-1-0	.....	.....	.....	5-2-2-2	4-0-3-2	5-1-2-1	5-0-2-3	.....	4-1-1-0	.....
Murray St.	Apr 03	1-1-0-0	2-2-1-1	.....	1-2-1-0	6-0-1-1	1-1-1-3	6-2-2-5	.....	6-1-1-0	6-0-2-1	5-2-2-0	5-0-3-2	.....	2-4-1-1	.....
Southern Illinois	Apr 05	.....	5-0-2-0	.....	.....	3-0-1-0	4-1-2-0	5-0-1-0	.....	3-3-2-2	5-1-1-2	5-3-3-5	5-2-1-0	.....	5-0-1-0	.....
Southern Illinois	Apr 06	4-3-2-1	4-1-2-0	.....	1-0-0-0	4-0-0-0	.....	3-2-2-3	.....	3-1-1-1	4-2-1-1	4-1-2-2	5-1-2-2	.....	5-2-2-1	1-0-0-0
Southern Illinois	Apr 06	1-0-0-0	3-1-1-0	1-0-0-0	1-0-0-0	5-0-0-0	4-0-1-0	3-0-1-0	.....	1-0-0-0	4-0-1-0	3-0-1-0	4-0-1-1	.....	2-1-1-0	.....
Kansas	Apr 09	.....	2-0-2-0	.....	.....	3-0-0-0	3-1-1-1	4-1-1-0	.....	4-1-1-1	3-2-2-0	5-1-1-0	5-0-0-1	.....	4-0-1-3	.....
Illinois State	Apr 12	.....	5-1-2-0	.....	1-0-0-0	3-0-0-0	4-0-1-0	3-0-1-0	.....	4-0-0-0	5-0-1-0	4-0-2-1	3-0-0-0	.....	4-0-2-0	.....
Illinois State	Apr 13	.....	5-2-2-1	1-0-0-0	3-0-0-0	3-0-0-0	1-0-0-0	4-0-0-0	.....	4-0-1-0	5-1-1-0	1-0-0-2	3-0-0-0	.....	4-2-2-2	Def
Illinois State	Apr 13	2-0-0-0	3-0-0-0	.....	.....	Def	2-0-0-0	3-0-0-1	.....	3-0-0-0	4-1-1-0	4-1-1-1	3-1-1-1	.....	4-0-2-0	2-0-0-0
Missouri	Apr 16	Def	5-0-2-1	1-0-0-0	2-0-0-0	2-2-0-0	4-2-2-0	3-0-0-0	.....	4-0-0-0	1-0-0-0	4-0-0-1	4-1-3-1	.....	4-1-1-2	.....
New Orleans	Apr 18	4-0-0-0	5-0-0-0	.....	.....	2-0-1-1	4-0-3-1	3-1-1-0	.....	.....	4-2-2-4	4-0-1-0	3-2-1-0	.....	2-3-1-2	.....
New Orleans	Apr 19	2-2-1-0	4-0-1-1	.....	4-1-0-0	3-1-1-0	.....	3-1-0-0	.....	.....	3-0-2-0	4-0-0-0	3-1-2-2	.....	5-0-2-2	.....
New Orleans	Apr 20	Def	6-2-4-1	Def	4-1-1-1	5-2-3-0	4-0-0-0	1-0-0-1	.....	1-0-0-0	4-1-2-1	5-1-1-2	5-3-2-0	.....	4-2-2-4	1-0-0-0

# MISSOURI STATE BASEBALL

Game 40 | MISSOURI STATE BEARS (13-26) at MISSOURI TIGERS (26-15-1) | April 23 | 6:02 p.m. (CDT) | Columbia, Mo. | Taylor Stadium (3,031) | KBFL 106.0 AM/96.9 FM | SEC Network

## INDIVIDUAL GAME-BY-GAME PITCHING (IP-H-R-ER-BB-SO)

Opponent	Date	#31 Barnes,F	#29 Carson,P	#43 Cruikshank,B	#40 Gibbs,Z	#11 Juenger,H	#21 Lochner,J	#50 Moore,A	#34 Ramos,J	#10 Schmidt,N	#13 Schwab,D
Nevada	Feb 15	0.2-1-0-0-1-0	1.0-3-3-3-0-0	0.1-0-4-4-3-1	.....	.....	.....	.....	0.2-1-2-2-1-1	1.2-3-2-2-0-1	.....
Utah	Feb 16	.....	.....	.....	.....	*3.1-5-2-2-3-2	.....	.....	.....	.....	4.1-3-0-0-1-6
Texas State	Feb 17	.....	.....	.....	.....	.....	1.0-0-2-1-3-0	*2.2-6-5-5-3-0	0.0-0-2-1-2-0	1.0-1-0-0-0-2	.....
Cal State Fullerton	Feb 22	.....	.....	.....	.....	.....	.....	.....	.....	2.0-1-0-0-1-0	*4.1-7-5-4-1-3
San Diego	Feb 23	.....	1.0-0-0-0-0-0	3.0-1-5-2-5-0	0.0-0-2-2-2-0	*2.0-5-4-4-3-2	2.0-4-3-3-1-0	.....	.....	.....	.....
Fresno State	Feb 24	.....	.....	.....	.....	.....	.....	.....	.....	.....	.....
Central Arkansas	Feb 26	*4.1-4-2-2-0-3	.....	.....	.....	.....	.....	.....	0.1-0-0-0-0-0	.....	.....
Central Arkansas	Feb 27	.....	.....	.....	.....	.....	1.0-0-0-0-0-0	.....	.....	1.0-2-2-2-1-2	.....
UC Irvine	Mar 01	.....	.....	.....	.....	.....	.....	.....	.....	.....	*6.0-5-3-3-3-5
UC Irvine	Mar 01	.....	.....	.....	.....	.....	1.0-1-0-0-0-0	.....	.....	.....	.....
Arkansas State	Mar 08	.....	3.1-3-3-3-2-2	1.0-4-2-2-0-2	.....	.....	.....	.....	.....	0.2-0-3-3-5-1	*3.0-8-6-6-3-3
Arkansas State	Mar 10	.....	.....	1.0-1-0-0-0-1	0.0-1-3-3-2-0	.....	0.2-1-0-0-0-1	2.0-4-3-3-1-1	0.1-0-4-3-3-1	.....	.....
Arkansas State	Mar 10	.....	.....	.....	.....	.....	.....	.....	.....	.....	.....
Oklahoma State	Mar 12	*3.0-6-7-5-5-3	0.1-4-4-4-0-0	.....	.....	.....	.....	.....	.....	0.2-1-1-1-0-0	.....
Oral Roberts	Mar 13	.....	.....	*3.1-3-2-2-5-2	.....	2.0-1-0-0-0-2	3.2-1-0-0-1-3	.....	.....	.....	.....
Oklahoma	Mar 15	.....	.....	.....	.....	.....	.....	.....	1.0-1-1-1-4-2	1.0-0-0-0-2-1	*3.1-8-6-6-4-2
Oklahoma	Mar 16	.....	.....	.....	1.0-0-0-0-0-3	5.1-5-4-1-2-4	.....	0.0-4-2-2-0-0	.....	.....	.....
Oklahoma	Mar 17	.....	.....	.....	.....	.....	3.0-3-3-3-1-2	.....	.....	.....	.....
UC Santa Barbara	Mar 22	.....	.....	.....	.....	5.0-3-2-2-2-6	.....	.....	.....	.....	.....
UC Santa Barbara	Mar 23	.....	.....	.....	.....	.....	*5.0-5-2-2-1-5	.....	.....	.....	.....
UC Santa Barbara	Mar 24	.....	.....	.....	0.2-0-3-0-2-0	.....	.....	.....	.....	.....	0.2-1-0-0-1-0
Arkansas	Mar 26	.....	.....	*5.0-2-0-0-3-5	.....	1.0-3-3-3-2-1	.....	.....	.....	.....	0.1-1-2-2-1-1
Kansas	Mar 27	*4.0-2-4-3-2-4	.....	.....	1.1-2-1-1-0-2	.....	.....	.....	.....	1.0-0-0-0-1-0	0.2-1-1-1-0-3
Indiana State	Mar 29	.....	.....	.....	.....	2.1-2-0-0-1-0	*5.0-6-5-4-3-2	.....	.....	.....	.....
Indiana State	Mar 31	.....	.....	.....	.....	1.1-0-0-0-1-2	.....	.....	.....	.....	0.2-1-0-0-1-0
Indiana State	Mar 31	.....	.....	*2.1-4-7-7-3-2	1.0-2-2-2-2-1	.....	.....	.....	.....	2.0-1-0-0-0-1	.....
Southeast Missouri	Apr 02	*9.0-3-2-2-1-11	.....	.....	.....	.....	.....	.....	.....	.....	.....
Murray St.	Apr 03	.....	.....	.....	.....	.....	.....	.....	.....	.....	.....
Southern Illinois	Apr 05	.....	.....	.....	.....	3.0-3-2-2-1-5	.....	.....	.....	*2.0-5-4-3-1-2	0.1-1-3-2-2-0
Southern Illinois	Apr 06	.....	.....	.....	.....	1.0-0-0-0-0-1	*8.0-5-5-4-2-11	.....	.....	.....	.....
Southern Illinois	Apr 06	.....	.....	*1.0-5-3-3-2-0	.....	0.2-0-0-0-1-1	.....	.....	.....	.....	5.2-3-0-0-1-8
Kansas	Apr 09	.....	0.2-1-0-0-0-1	.....	.....	2.2-4-3-3-0-3	.....	.....	.....	*2.0-4-3-3-1-0	.....
Illinois State	Apr 12	.....	.....	.....	2.1-3-2-2-0-4	.....	*5.2-9-5-5-1-5	.....	.....	.....	.....
Illinois State	Apr 13	.....	.....	.....	.....	0.2-0-0-0-0-0	.....	.....	.....	.....	*4.2-5-3-3-6-6
Illinois State	Apr 13	.....	.....	.....	.....	3.1-3-2-2-2-3	.....	.....	.....	.....	.....
Missouri	Apr 16	*2.0-1-0-0-3-0	1.0-0-0-0-2-1	1.1-2-2-1-2-0	2.0-3-4-4-1-2	.....	.....	.....	.....	0.1-1-3-3-1-0	.....
New Orleans	Apr 18	.....	.....	.....	.....	2.1-1-0-0-1-1	*6.2-7-3-3-1-2	.....	.....	.....	.....
New Orleans	Apr 19	.....	.....	.....	.....	.....	.....	.....	.....	.....	.....
New Orleans	Apr 20	*0.2-2-3-3-3-0	0.2-6-8-6-2-2	.....	.....	.....	.....	.....	.....	1.1-0-4-3-2-2	1.2-2-5-5-3-1

Opponent	Date	#14 Sechler,C	#18 Thomazin,L	#35 Wiley,L	#27 Witherspoon,N
Nevada	Feb 15	.....	.....	*4.1-6-5-5-0-2	0.1-0-0-0-0-1
Utah	Feb 16	1.1-0-0-0-0-2	.....	.....	.....
Texas State	Feb 17	.....	3.1-2-1-1-0-2	.....	.....
Cal State Fullerton	Feb 22	.....	2.2-3-1-1-1-5	.....	0.0-0-1-1-2-0
San Diego	Feb 23	.....	.....	.....	.....
Fresno State	Feb 24	2.0-0-0-0-0-4	.....	*6.0-9-3-3-1-4	.....
Central Arkansas	Feb 26	2.0-3-1-1-1-2	.....	.....	2.1-4-4-3-0-2
Central Arkansas	Feb 27	.....	*7.0-1-1-0-4-11	.....	.....
UC Irvine	Mar 01	1.0-0-0-0-1-2	.....	.....	.....
UC Irvine	Mar 01	4.1-5-3-3-1-1	.....	*5.2-2-1-0-0-7	.....
Arkansas State	Mar 08	.....	.....	.....	.....
Arkansas State	Mar 10	.....	.....	*4.0-8-6-6-3-5	.....
Arkansas State	Mar 10	2.2-4-1-1-3-3	*4.1-4-5-5-1-3	.....	1.0-0-0-0-0-1
Oklahoma State	Mar 12	.....	.....	.....	4.0-1-1-1-1-2
Oral Roberts	Mar 13	.....	.....	.....	.....
Oklahoma	Mar 15	3.0-1-0-0-4-5	.....	.....	0.2-3-1-1-0-0
Oklahoma	Mar 16	.....	*1.2-4-5-5-3-2	.....	.....
Oklahoma	Mar 17	0.1-1-0-0-0-1	.....	*4.2-7-3-3-1-1	.....
UC Santa Barbara	Mar 22	.....	*3.0-7-5-5-1-2	.....	.....
UC Santa Barbara	Mar 23	3.0-1-3-2-2-3	.....	.....	.....
UC Santa Barbara	Mar 24	.....	.....	*5.0-6-5-2-1-4	0.1-2-3-0-0-0
Arkansas	Mar 26	.....	.....	.....	2.2-4-3-2-0-3
Kansas	Mar 27	.....	.....	.....	1.0-0-0-0-0-2
Indiana State	Mar 29	3.2-3-0-0-0-5	.....	.....	.....
Indiana State	Mar 31	2.2-0-0-0-1-5	.....	*7.1-6-0-0-0-6	.....
Indiana State	Mar 31	.....	1.0-0-0-0-2-1	.....	0.2-3-3-3-2-0
Southeast Missouri	Apr 02	.....	.....	.....	.....
Murray St.	Apr 03	2.0-0-0-0-0-3	1.2-2-1-1-1-2	.....	.....
Southern Illinois	Apr 05	.....	.....	.....	.....
Southern Illinois	Apr 06	3.2-1-0-0-3-3	.....	*5.1-7-4-3-2-6	.....
Southern Illinois	Apr 06	.....	0.2-2-1-1-0-0	.....	.....
Kansas	Apr 09	0.1-2-2-2-2-1	.....	.....	2.1-5-3-3-2-2
Illinois State	Apr 12	.....	.....	.....	.....
Illinois State	Apr 13	2.0-1-3-3-3-2	.....	*5.1-9-4-4-0-7	.....
Illinois State	Apr 13	.....	.....	.....	.....
Missouri	Apr 16	.....	1.2-2-2-2-0-1	.....	0.2-2-3-3-2-2
New Orleans	Apr 18	.....	.....	.....	.....
New Orleans	Apr 19	.....	.....	*9.0-4-1-0-4-9	.....
New Orleans	Apr 20	.....	4.0-1-0-0-2-2	.....	0.2-0-0-0-2-0

# MISSOURI STATE BASEBALL

Game 40 | MISSOURI STATE BEARS (13-26) at MISSOURI TIGERS (26-15-1) | April 23 | 6:02 p.m. (CDT) | Columbia, Mo. | Taylor Stadium (3,031) | KBFL 106.0 AM/96.9 FM | SEC Network

## GAME-BY-GAME LINEUPS

Date	Opponent	1st	2nd	3rd	4th	5th	6th	7th	8th	9th
Feb. 15	vs. Nevada	Clayton	Millas	Faith	Polak	Whetstone	Geha	Duffy	Hull	Privitera
Feb. 16	vs. Utah	Privitera	Clayton	Millas	Zimmerman	Polak	Duffy	Geha	Whetstone	Hull
Feb. 17	at Texas State	Privitera	Millas	Duffy	Zimmerman	Whetstone	Faith	Polak	Clayton	Hull
Feb. 22	vs. Cal State Fullerton	Privitera	Millas	Whetstone	Polak	Duffy	Clayton	Geha	Herron	Hull
Feb. 23	at San Diego	Privitera	Millas	Zimmerman	Polak	Herron	Clayton	Whetstone	Geha	Hull
Feb. 24	vs. Fresno State	Privitera	Millas	Whetstone	Zimmerman	Duffy	Clayton	Geha	Polak	Hull
<b>Feb. 26</b>	<b>Central Arkansas</b>	<b>Privitera</b>	<b>Clayton</b>	<b>Whetstone</b>	<b>Zimmerman</b>	<b>Herron</b>	<b>Duffy</b>	<b>Geha</b>	<b>Polak</b>	<b>Hull</b>
<b>Feb. 27</b>	<b>Central Arkansas</b>	<b>Privitera</b>	<b>Geha</b>	<b>Whetstone</b>	<b>Herron</b>	<b>Duffy</b>	<b>Zimmerman</b>	<b>Clayton</b>	<b>Polak</b>	<b>Hull</b>
<b>March 1</b>	<b>UC Irvine-1</b>	<b>Privitera</b>	<b>Geha</b>	<b>Whetstone</b>	<b>Herron</b>	<b>Zimmerman</b>	<b>Duffy</b>	<b>Clayton</b>	<b>Polak</b>	<b>Hull</b>
<b>March 1</b>	<b>UC Irvine-2</b>	<b>Privitera</b>	<b>Geha</b>	<b>Whetstone</b>	<b>Herron</b>	<b>Zimmerman</b>	<b>Polak</b>	<b>Clayton</b>	<b>Duffy</b>	<b>Hull</b>
March 8	at Arkansas State	Privitera	Geha	Whetstone	Herron	Zimmerman	Polak	Clayton	Duffy	Hull
March 10	at Arkansas State-1	Geha	Millas	Zimmerman	Polak	Whetstone	Clayton	Hull	Kotowski	Privitera
March 10	at Arkansas State-2	Privitera	Millas	Whetstone	Polak	Duffy	Geha	Fitzpatrick	Hull	Clayton
March 12	at Oklahoma State	Privitera	Geha	Millas	Whetstone	Zimmerman	Polak	Duffy	Clayton	Hull
March 13	at Oral Roberts	Privitera	Millas	Polak	Whetstone	Faith	Herron	Duffy	Geha	Fitzpatrick
March 15	at Oklahoma	Privitera	Millas	Polak	Whetstone	Faith	Herron	Duffy	Geha	Fitzpatrick
March 16	at Oklahoma	Privitera	Millas	Polak	Whetstone	Faith	Geha	Duffy	Herron	Kotowski
March 17	at Oklahoma	Privitera	Geha	Millas	Polak	Zimmerman	Faith	Kotowski	Whetstone	Duffy
March 22	at UC Santa Barbara	Privitera	Geha	Millas	Kotowski	Hull	Herron	Polak	Whetstone	Duffy
March 23	at UC Santa Barbara	Privitera	Geha	Millas	Polak	Kotowski	Faith	Clayton	Whetstone	Duffy
March 24	at UC Santa Barbara	Geha	Millas	Kotowski	Polak	Whetstone	Clayton	Hull	Duffy	Privitera
<b>March 26</b>	<b>Arkansas</b>	<b>Geha</b>	<b>Millas</b>	<b>Polak</b>	<b>Kotowski</b>	<b>Clayton</b>	<b>Hull</b>	<b>Whetstone</b>	<b>Duffy</b>	<b>Privitera</b>
<b>March 27</b>	<b>Kansas</b>	<b>Geha</b>	<b>Millas</b>	<b>Kotowski</b>	<b>Whetstone</b>	<b>Polak</b>	<b>Hull</b>	<b>Clayton</b>	<b>Duffy</b>	<b>Privitera</b>
<b>March 29</b>	<b>Indiana State</b>	<b>Geha</b>	<b>Millas</b>	<b>Polak</b>	<b>Whetstone</b>	<b>Herron</b>	<b>Kotowski</b>	<b>Hull</b>	<b>Duffy</b>	<b>Privitera</b>
<b>March 31</b>	<b>Indiana State-1</b>	<b>Privitera</b>	<b>Millas</b>	<b>Whetstone</b>	<b>Kotowski</b>	<b>Fitzpatrick</b>	<b>Geha</b>	<b>Duffy</b>	<b>Polak</b>	<b>Hull</b>
<b>March 31</b>	<b>Indiana State-2</b>	<b>Geha</b>	<b>Millas</b>	<b>Polak</b>	<b>Kotowski</b>	<b>Whetstone</b>	<b>Ramos</b>	<b>Duffy</b>	<b>Hull</b>	<b>Privitera</b>
April 2	at Southeast Missouri	Geha	Millas	Kotowski	Polak	Whetstone	Duffy	Faith	Fitzpatrick	Privitera
April 3	at Murray State	Geha	Millas	Kotowski	Polak	Clayton	Whetstone	Hull	Duffy	Privitera
April 5	at Southern Illinois	Privitera	Millas	Kotowski	Polak	Whetstone	Geha	Hull	Herron	Duffy
April 6	at Southern Illinois-1	Privitera	Millas	Kotowski	Polak	Whetstone	Geha	Duffy	Hull	Clayton
April 6	at Southern Illinois-2	Geha	Millas	Kotowski	Polak	Herron	Whetstone	Hull	Duffy	Privitera
April 9	at Kansas	Privitera	Millas	Polak	Kotowski	Whetstone	Hull	Herron	Duffy	Geha
April 12	at Illinois State	Duffy	Millas	Polak	Kotowski	Whetstone	Hull	Herron	Geha	Privitera
April 13	at Illinois State-1	Duffy	Millas	Whetstone	Kotowski	Polak	Privitera	Fitzpatrick	Hull	Geha
April 13	at Illinois State-2	Duffy	Millas	Whetstone	Kotowski	Polak	Hull	Zimmerman	Privitera	Clayton
<b>April 16</b>	<b>Missouri</b>	<b>Duffy</b>	<b>Whetstone</b>	<b>Millas</b>	<b>Polak</b>	<b>Kotowski</b>	<b>Herron</b>	<b>Privitera</b>	<b>Hull</b>	<b>Geha</b>
<b>April 18</b>	<b>New Orleans</b>	<b>Duffy</b>	<b>Privitera</b>	<b>Whetstone</b>	<b>Millas</b>	<b>Polak</b>	<b>Herron</b>	<b>Clayton</b>	<b>Hull</b>	<b>Geha</b>
<b>April 19</b>	<b>New Orleans</b>	<b>Duffy</b>	<b>Privitera</b>	<b>Whetstone</b>	<b>Millas</b>	<b>Polak</b>	<b>Fitzpatrick</b>	<b>Geha</b>	<b>Hull</b>	<b>Clayton</b>
<b>April 20</b>	<b>New Orleans</b>	<b>Duffy</b>	<b>Privitera</b>	<b>Whetstone</b>	<b>Millas</b>	<b>Herron</b>	<b>Fitzpatrick</b>	<b>Polak</b>	<b>Geha</b>	<b>Hull</b>
April 23	at Missouri									
<b>April 26</b>	<b>Bradley</b>									
<b>April 27</b>	<b>Bradley</b>									
<b>April 28</b>	<b>Bradley</b>									
April 30	at Wichita State									
<b>May 2</b>	<b>DBU</b>									
<b>May 3</b>	<b>DBU</b>									
<b>May 4</b>	<b>DBU</b>									
<b>May 7</b>	<b>Wichita State</b>									
May 10	at Evansville									
May 11	at Evansville									
May 12	at Evansville									
<b>May 16</b>	<b>Valparaiso</b>									
<b>May 17</b>	<b>Valparaiso</b>									
<b>May 18</b>	<b>Valparaiso</b>									

**Bold** indicates home game



# MISSOURI STATE BASEBALL

Game 40 | MISSOURI STATE BEARS (13-26) at MISSOURI TIGERS (26-15-1) | April 23 | 6:02 p.m. (CDT) | Columbia, Mo. | Taylor Stadium (3,031) | KBFL 1060 AM/96.9 FM | SEC Network

## GAME-BY-GAME DEFENSIVE LINEUPS

Date	Opponent	P	C	1B	2B	3B	SS	LF	CF	RF	DH
Feb. 15	vs. Nevada	Wiley	Millas	Whetstone	Privitera	Polak	Hull	Geha	Clayton	Duffy	Faith
Feb. 16	vs. Utah	Juenger	Millas	Whetstone	Privitera	Polak	Hull	Geha	Clayton	Duffy	Zimmerman
Feb. 17	at Texas State	Moore	Millas	Whetstone	Privitera	Polak	Hull	Geha	Clayton	Duffy	Faith
Feb. 22	vs. Cal State Fullerton	Schwab	Millas	Whetstone	Privitera	Polak	Hull	Geha	Clayton	Duffy	Herron
Feb. 23	at San Diego	Juenger	Millas	Whetstone	Privitera	Polak	Hull	Geha	Clayton	Zimmerman	Herron
Feb. 24	vs. Fresno State	Wiley	Geha	Whetstone	Privitera	Polak	Hull	Zimmerman	Clayton	Duffy	Millas
<b>Feb. 26</b>	<b>Central Arkansas</b>	<b>Barnes</b>	<b>Geha</b>	<b>Whetstone</b>	<b>Privitera</b>	<b>Polak</b>	<b>Hull</b>	<b>Zimmerman</b>	<b>Clayton</b>	<b>Duffy</b>	<b>Herron</b>
<b>Feb. 27</b>	<b>Central Arkansas</b>	<b>Thomazin</b>	<b>Geha</b>	<b>Whetstone</b>	<b>Privitera</b>	<b>Polak</b>	<b>Hull</b>	<b>Zimmerman</b>	<b>Clayton</b>	<b>Duffy</b>	<b>Herron</b>
<b>March 1</b>	<b>UC Irvine-1</b>	<b>Schwab</b>	<b>Geha</b>	<b>Whetstone</b>	<b>Privitera</b>	<b>Polak</b>	<b>Hull</b>	<b>Zimmerman</b>	<b>Clayton</b>	<b>Duffy</b>	<b>Herron</b>
<b>March 1</b>	<b>UC Irvine-2</b>	<b>Wiley</b>	<b>Geha</b>	<b>Whetstone</b>	<b>Privitera</b>	<b>Polak</b>	<b>Hull</b>	<b>Zimmerman</b>	<b>Clayton</b>	<b>Duffy</b>	<b>Herron</b>
March 8	at Arkansas State	Schwab	Geha	Whetstone	Privitera	Polak	Hull	Zimmerman	Clayton	Duffy	Herron
March 10	at Arkansas State-1	Wiley	Geha	Whetstone	Privitera	Polak	Hull	Zimmerman	Clayton	Kotowski	Millas
March 10	at Arkansas State-2	Thomazin	Geha	Whetstone	Privitera	Polak	Hull	Fitzpatrick	Clayton	Duffy	Millas
March 12	at Oklahoma State	Barnes	Millas	Whetstone	Privitera	Polak	Hull	Geha	Duffy	Clayton	Zimmerman
March 13	at Oral Roberts	Cruikshank	Millas	Whetstone	Faith	Polak	Privitera	Geha	Duffy	Fitzpatrick	Herron
March 15	at Oklahoma	Schwab	Millas	Whetstone	Faith	Polak	Privitera	Geha	Duffy	Fitzpatrick	Herron
March 16	at Oklahoma	Thomazin	Millas	Whetstone	Faith	Polak	Privitera	Geha	Duffy	Kotowski	Herron
March 17	at Oklahoma	Wiley	Geha	Whetstone	Faith	Polak	Privitera	Zimmerman	Duffy	Kotowski	Millas
March 22	at UC Santa Barbara	Thomazin	Millas	Whetstone	Hull	Polak	Privitera	Geha	Duffy	Kotowski	Herron
March 23	at UC Santa Barbara	Lochner	Millas	Whetstone	Geha	Polak	Privitera	Clayton	Duffy	Kotowski	Faith
March 24	at UC Santa Barbara	Wiley	Geha	Whetstone	Privitera	Polak	Hull	Clayton	Duffy	Kotowski	Millas
<b>March 26</b>	<b>Arkansas</b>	<b>Cruikshank</b>	<b>Millas</b>	<b>Whetstone</b>	<b>Privitera</b>	<b>Polak</b>	<b>Hull</b>	<b>Geha</b>	<b>Duffy</b>	<b>Clayton</b>	<b>Kotowski</b>
<b>March 27</b>	<b>Kansas</b>	<b>Barnes</b>	<b>Millas</b>	<b>Whetstone</b>	<b>Privitera</b>	<b>Polak</b>	<b>Hull</b>	<b>Geha</b>	<b>Duffy</b>	<b>Clayton</b>	<b>Kotowski</b>
<b>March 29</b>	<b>Indiana State</b>	<b>Lochner</b>	<b>Millas</b>	<b>Whetstone</b>	<b>Privitera</b>	<b>Polak</b>	<b>Hull</b>	<b>Geha</b>	<b>Duffy</b>	<b>Kotowski</b>	<b>Herron</b>
<b>March 31</b>	<b>Indiana State-1</b>	<b>Wiley</b>	<b>Geha</b>	<b>Whetstone</b>	<b>Privitera</b>	<b>Polak</b>	<b>Hull</b>	<b>Fitzpatrick</b>	<b>Duffy</b>	<b>Kotowski</b>	<b>Millas</b>
<b>March 31</b>	<b>Indiana State-2</b>	<b>Cruikshank</b>	<b>Millas</b>	<b>Whetstone</b>	<b>Privitera</b>	<b>Polak</b>	<b>Hull</b>	<b>Geha</b>	<b>Duffy</b>	<b>Kotowski</b>	<b>Ramos</b>
April 2	at Southeast Missouri	Barnes	Millas	Whetstone	Geha	Polak	Privitera	Kotowski	Duffy	Fitzpatrick	Faith
April 3	at Murray State	Schmidt	Geha	Whetstone	Privitera	Polak	Hull	Kotowski	Duffy	Clayton	Millas
April 5	at Southern Illinois	Lochner	Millas	Whetstone	Privitera	Polak	Hull	Geha	Duffy	Kotowski	Herron
April 6	at Southern Illinois-1	Wiley	Geha	Whetstone	Privitera	Polak	Hull	Clayton	Duffy	Kotowski	Millas
April 6	at Southern Illinois-2	Cruikshank	Millas	Whetstone	Privitera	Polak	Hull	Geha	Duffy	Kotowski	Herron
April 9	at Kansas	Schmidt	Millas	Whetstone	Privitera	Polak	Hull	Geha	Duffy	Kotowski	Herron
April 12	at Illinois State	Lochner	Millas	Whetstone	Privitera	Polak	Hull	Geha	Duffy	Kotowski	Herron
April 13	at Illinois State-1	Wiley	Geha	Whetstone	Privitera	Polak	Hull	Fitzpatrick	Duffy	Kotowski	Millas
April 13	at Illinois State-2	Schwab	Millas	Whetstone	Privitera	Polak	Hull	Clayton	Duffy	Kotowski	Zimmerman
<b>April 16</b>	<b>Missouri</b>	<b>Barnes</b>	<b>Millas</b>	<b>Whetstone</b>	<b>Privitera</b>	<b>Polak</b>	<b>Hull</b>	<b>Geha</b>	<b>Duffy</b>	<b>Kotowski</b>	<b>Herron</b>
<b>April 18</b>	<b>New Orleans</b>	<b>Lochner</b>	<b>Millas</b>	<b>Whetstone</b>	<b>Privitera</b>	<b>Polak</b>	<b>Hull</b>	<b>Geha</b>	<b>Duffy</b>	<b>Clayton</b>	<b>Herron</b>
<b>April 19</b>	<b>New Orleans</b>	<b>Wiley</b>	<b>Geha</b>	<b>Whetstone</b>	<b>Privitera</b>	<b>Polak</b>	<b>Hull</b>	<b>Fitzpatrick</b>	<b>Duffy</b>	<b>Clayton</b>	<b>Millas</b>
<b>April 20</b>	<b>New Orleans</b>	<b>Barnes</b>	<b>Millas</b>	<b>Whetstone</b>	<b>Privitera</b>	<b>Polak</b>	<b>Hull</b>	<b>Geha</b>	<b>Duffy</b>	<b>Fitzpatrick</b>	<b>Herron</b>
April 23	at Missouri										
<b>April 26</b>	<b>Bradley</b>										
<b>April 27</b>	<b>Bradley</b>										
<b>April 28</b>	<b>Bradley</b>										
April 30	at Wichita State										
<b>May 2</b>	<b>DBU</b>										
<b>May 3</b>	<b>DBU</b>										
<b>May 4</b>	<b>DBU</b>										
<b>May 7</b>	<b>Wichita State</b>										
May 10	at Evansville										
May 11	at Evansville										
May 12	at Evansville										
<b>May 16</b>	<b>Valparaiso</b>										
<b>May 17</b>	<b>Valparaiso</b>										
<b>May 18</b>	<b>Valparaiso</b>										

Bold indicates home game

# MISSOURI STATE BASEBALL

Game 40 | MISSOURI STATE BEARS (13-26) at MISSOURI TIGERS (26-15-1) | April 23 | 6:02 p.m. (CDT) | Columbia, Mo. | Taylor Stadium (3,031) | KBFL 106.0 AM/96.9 FM | SEC Network

## MISSOURI STATE PITCHERS

### #10 NICK SCHMIDT | RHP | 6-4 | 205 | FR. | WENTZVILLE, MO. | HOLT HS



#### Career Highs

IP	2.0	4x, last 4/9/19 at Kansas
H	5	4/3/19 at Murray State
R	4	2x, last 4/20/19 vs. New Orleans
ER	3	5x, last 4/20/19 vs. New Orleans
BB	5	3/8/19 at Arkansas State
K	2	4x, last 4/20/19 vs. New Orleans

#### Noteworthy

- Made first start as a Bear April 3 at Murray State
- Turned in three consecutive scoreless relief appearances, March 15-27; allowed just one hit over 4.0 combined innings vs. Oklahoma, Kansas and Indiana State
- Held No. 24 Cal State Fullerton scoreless over 2.0 innings (Feb. 22)

#### Schmidt's Career Totals

Year	ERA	W-L	G-GS	CG	SHO	SV	IP	H	R	ER	BB	SO	2B	3B	HR	BF	BAA	WP	HBP	BK	SFA	SHA
2019	10.80	0-3	13-2	0	0	0	16.2	19	22	20	15	12	5	0	2	92	.292	4	9	0	3	0
Totals	10.80	0-3	13-2	0	0	0	16.2	19	22	20	15	12	5	0	2	92	.292	4	9	0	3	0

### #11 HAYDEN JUENGER | RHP | 6-0 | 175 | FR. | O'FALLON, ILL. | O'FALLON TOWNSHIP HS



#### Career Highs

IP	5.1	3/16/19 at Oklahoma
H	5	3x, last 3/16/19 at Oklahoma
R	4	2x, last 3/16/19 at Oklahoma
ER	4	2/23/19 at San Diego
BB	3	2x, last 2/23/19 at San Diego
K	6	3/22/19 at UC Santa Barbara

#### Noteworthy

- Drew a starting assignment in his MSU debut vs. Utah (Feb. 16), allowing a pair of runs over 3.1 innings of an eventual 6-2 Bears win
- Held Oral Roberts scoreless on one hit over 2.0 innings to help MSU post an 11-2 victory (March 13)
- Logged back-to-back shutout relief appearances against Indiana State (March 29-31), helping MSU pull out extra-innings victories in each to claim a Missouri Valley Conference series win

#### Juenger's Career Totals

Year	ERA	W-L	G-GS	CG	SHO	SV	IP	H	R	ER	BB	SO	2B	3B	HR	BF	BAA	WP	HBP	BK	SFA	SHA
2019	4.75	2-2	15-2	0	0/1	0	36.0	35	22	19	19	33	4	4	1	160	.261	0	4	2	2	1
Totals	4.75	2-2	15-2	0	0/1	0	36.0	35	22	19	19	33	4	4	1	160	.261	0	4	2	2	1

### #13 DAVIS SCHWAB | LHP | 6-4 | 230 | SR. | OVERLAND PARK, KAN. | BV WEST HS/JOHNSON CO. CC



#### Career Highs

IP	6.0	3/1/19 vs. UC Irvine
H	8	2x, last 3/15/19 at Oklahoma
R	6	2x, last 3/15/19 at Oklahoma
ER	6	2x, last 3/15/19 at Oklahoma
BB	6	4/13/19 at Illinois State
K	8	4/6/19 at Southern Illinois

#### Noteworthy

- Worked 4.1 shutout innings of relief vs. Utah (Feb. 16) to earn the victory, striking out six and scattering three hits in the 6-2 win
- Made his first start as a Bear Feb. 22 vs. Cal State Fullerton, allowing four earned runs over 4.1 innings in a 7-0 loss
- Worked a career-long 6.0 innings against UC Irvine (March 1), permitting three runs on five hits with five K's
- Struck out a career-best eight hitters in 5.2 innings of relief at Southern Illinois (April 6)

#### Schwab's Career Totals

Year	ERA	W-L	G-GS	CG	SHO	SV	IP	H	R	ER	BB	SO	2B	3B	HR	BF	BAA	WP	HBP	BK	SFA	SHA
2018	5.01	2-1	14-0	0	0/0	0	23.1	21	15	13	13	20	4	1	2	106	.236	5	2	2	2	0
2019	8.07	1-4	13-5	0	0/1	0	35.2	46	34	32	27	38	12	2	2	181	.317	5	4	2	1	4
Totals	6.86	3-5	27-5	0	0/1	0	59.0	67	49	45	40	58	16	3	4	287	.286	10	6	4	3	4

### #14 CONNOR SECHLER | RHP | 6-3 | 195 | SO. | BOLIVAR, MO. | BOLIVAR HS



#### Career Highs

IP	5.0	5/27/18 at DBU
H	5	2x, last 3/1/19 vs. UC Irvine
R	5	3/7/18 vs. Oklahoma State
ER	5	3/7/18 vs. Oklahoma State
BB	4	3/15/19 at Oklahoma
K	7	5/27/18 at DBU

#### Noteworthy

- Earned Freshman All-America honors from *Collegiate Baseball* and the NCBWA in 2018 after going 7-1 with eight saves and a 2.98 ERA
- Just the fifth Bears pitcher to appear in 30 or more games last spring
- Worked a season-high 4.1 innings vs. UC Irvine (March 1) in a 4-1 loss
- Fanned a season-best five batters on three occasions, March 15 at Oklahoma and back-to-back games, March 29-30 vs. Indiana State
- Earned the second MVC Pitcher of the Week nod of his career on April 2 after striking out 10 over .. 6.1 combined scoreless innings of two MSU wins over Indiana State

#### Sechler's Career Totals


Year	ERA	W-L	G-GS	CG	SHO	SV	IP	H	R	ER	BB	SO	2B	3B	HR	BF	BAA	WP	HBP	BK	SFA	SHA
2018	2.98	7-1	32-0	0	0/0	8	54.1	41	18	18	22	59	6	2	2	238	.208	3	15	2	0	4
2019	3.18	2-3	15-0	0	0/1	3	34.0	22	13	12	21	42	2	0	1	148	.188	1	5	0	3	2
Totals	3.06	9-4	47-0	0	0/1	11	88.1	63	31	30	43	101	8	2	3	386	.201	4	20	2	3	6

# MISSOURI STATE BASEBALL

Game 40 | MISSOURI STATE BEARS (13-26) at MISSOURI TIGERS (26-15-1) | April 23 | 6:02 p.m. (CDT) | Columbia, Mo. | Taylor Stadium (3,031) | KBFL 106.0 AM/96.9 FM | SEC Network

## MISSOURI STATE PITCHERS

### #18 LOGAN THOMAZIN | RHP | 6-2 | 200 | FR. | WALNUT GROVE, MO. | WALNUT GROVE HS



#### Career Highs

IP	7.0	2/27/19 vs. Central Arkansas
H	7	3/22/19 at UC Santa Barbara
R	5	3x, last 3/22/19 at UC Santa Barbara
ER	5	3x, last 3/22/19 at UC Santa Barbara
BB	4	2/27/19 vs. Central Arkansas
K	11	2/27/19 vs. Central Arkansas

#### Noteworthy

- Made four starts as a freshman, including a 7.0 inning, one-hit, 11-strikeout effort in a win over Central Arkansas in his first collegiate start on Feb. 27
- Worked 4.0 scoreless innings of relief vs. New Orleans (April 20), allowing just one hit and two walks
- Struck out five and allowed one walk and three hits over 2.2 innings vs. Cal State Fullerton (Feb. 22)
- Logged 3.1 innings of relief in his MSU debut at Texas State (Feb. 17), striking out two and allowing one run on two hits

#### Thomazin's Career Totals

Year	ERA	W-L	G-GS	CG	SHO	SV	IP	H	R	ER	BB	SO	2B	3B	HR	BF	BAA	WP	HBP	BK	SFA	SHA
2019	6.47	1-3	12-4	0	0	0	32.0	29	25	23	15	33	5	1	4	151	.252	5	15	0	4	2
Totals	6.47	1-3	12-4	0	0	0	32.0	29	25	23	15	33	5	1	4	151	.252	5	15	0	4	2

### #21 JAKE LOCHNER | LHP | 6-0 | 200 | SR. | SULLIVAN, MO. | SULLIVAN HS



#### Career Highs

IP	8.0	4/5/19 at Southern Illinois
H	9	4/12/19 at Illinois State
R	5	4x, last 4/12/19 at Illinois State
ER	5	4/12/19 at Illinois State
BB	5	3/5/16 vs. SIU Edwardsville
K	11	4/5/19 at Southern Illinois

#### Noteworthy

- Three-year letterwinner who logged a breakthrough junior season in 2018, recording a 2.86 ERA in 18 appearances, including a 1.17 ERA in MVC play
- Worked a career-long 8.0 innings, striking out a career-best 11 hitters in a 10-5 win at Southern Illinois (April 5)
- Has completed at least 5.0 innings in each of his five starts
- Turned in four consecutive scoreless relief outings, Feb. 27-March 13, allowing just three hits over 6.1 combined innings

#### Lochner's Career Totals

Year	ERA	W-L	G-GS	CG	SHO	SV	IP	H	R	ER	BB	SO	2B	3B	HR	BF	BAA	WP	HBP	BK	SFA	SHA
2016	5.59	1-0	14-2	0	0/0	0	19.1	16	17	12	25	15	2	0	0	97	.229	3	1	0	0	0
2017	4.97	1-0	13-0	0	0/2	0	12.2	12	8	7	8	13	1	1	2	59	.240	2	1	0	0	0
2018	2.86	1-1	18	0	0/0	1	22.0	16	10	7	19	16	4	0	1	98	.219	0	1	0	1	4
2019	5.27	3-1	12-5	0	0	0	42.2	42	28	25	14	31	12	3	3	187	.263	3	8	0	1	4
Totals	4.75	6-2	57-7	0	0/2	1	96.2	86	63	51	66	75	19	4	6	441	.244	8	11	0	2	8

### #27 NATE WITHERSPOON | LHP | 6-4 | 210 | JR. | EUREKA, MO. | EUREKA HS



#### Career Highs

IP	7.0	5/26/17 vs. Illinois State
H	8	4/11/17 vs. Arkansas
R	5	3/7/17 at Oklahoma State
ER	5	3/7/17 at Oklahoma State
BB	3	6/4/17 at Arkansas
K	6	2x, last 4/11/17 vs. Arkansas

#### Noteworthy

- Third-year hurler who has logged 48 career appearances, including five starts
- Logged 13 scoreless outings as a sophomore in 2018, including four of his five MVC appearances
- Posted a strong sophomore year, fashioning a 3.24 ERA in 20 relief appearances
- Registered a season-long 4.0 innings of relief at Oklahoma State (March 12), allowing just one run on one hit

#### Witherspoon's Career Totals

Year	ERA	W-L	G-GS	CG	SHO	SV	IP	H	R	ER	BB	SO	2B	3B	HR	BF	BAA	WP	HBP	BK	SFA	SHA
2017	4.29	4-3	15-5	0	0/1	0	42.0	43	21	20	15	40	8	0	4	181	.270	4	2	1	2	3
2018	3.24	1-0	20-0	0	0/0	0	25.0	27	11	9	8	20	6	0	3	111	.278	2	2	0	1	3
2019	9.18	1-0	13-0	0	0	0	16.2	24	22	17	11	15	5	1	3	92	.358	2	7	0	7	0
Totals	4.95	6-3	48-5	0	0/1	0	83.2	94	54	46	34	75	19	1	10	384	.291	8	11	1	10	6

# MISSOURI STATE BASEBALL

Game 40 | MISSOURI STATE BEARS (13-26) at MISSOURI TIGERS (26-15-1) | April 23 | 6:02 p.m. (CDT) | Columbia, Mo. | Taylor Stadium (3,031) | KBFL 106.0 AM/96.9 FM | SEC Network

## MISSOURI STATE PITCHERS

### #29 PEYTON CARSON | LHP | 6-4 | 195 | FR. | TOPEKA, KAN. | SHAWNEE HEIGHTS HS



#### Career Highs

IP	3.1	3/8/19 at Arkansas State
H	6	4/20/19 vs. New Orleans
R	8	4/20/19 vs. New Orleans
ER	6	4/20/19 vs. New Orleans
BB	2	3x, last 4/20/19 vs. New Orleans
K	2	2x, last 4/20/19 vs. New Orleans

#### Noteworthy

- Freshman lefty with seven mound appearances to date—all relief outings
- Made his MSU debut in the Bears' season-opener vs. Nevada (Feb. 15)
- Worked a scoreless, hitless inning of relief at San Diego (Feb. 23)

#### Carson's Career Totals

Year	ERA	W-L	G-GS	CG	SHO	SV	IP	H	R	ER	BB	SO	2B	3B	HR	BF	BAA	WP	HBP	BK	SFA	SHA
2019	18.00	0-0	7-0	0	0	0	8.0	17	18	16	6	6	4	1	2	49	.436	1	2	0	1	1
Totals	18.00	0-0	7-0	0	0	0	8.0	17	18	16	6	6	4	1	2	49	.436	1	2	0	1	1

### #31 FORREST BARNES | RHP | 6-0 | 190 | FR. | OZARK, MO. | OZARK HS



#### Career Highs

IP	9.0	4/2/19 at Southeast Missouri
H	6	3/12/19 at Oklahoma State
R	7	3/12/19 at Oklahoma State
ER	5	3/12/19 at Oklahoma State
BB	5	3/12/19 at Oklahoma State
K	11	4/2/19 at Southeast Missouri

#### Noteworthy

- Made his MSU debut in the Bears' season-opener vs. Nevada (Feb. 15), allowing one hit in a scoreless 2/3 of an inning
- Made his first collegiate start vs. Central Arkansas (Feb. 26), allowing two runs on four hits while striking out three hitters
- Worked the first complete game by a Bears pitcher in 2019 at SEMO (April 2), striking out 11 and retiring 20 consecutive hitters at one point

#### Barnes's Career Totals

Year	ERA	W-L	G-GS	CG	SHO	SV	IP	H	R	ER	BB	SO	2B	3B	HR	BF	BAA	WP	HBP	BK	SFA	SHA
2019	5.70	1-2	7-6	1	0	0	23.2	19	18	15	15	21	5	0	4	108	.218	1	5	0	0	1
Totals	5.70	1-2	7-6	1	0	0	23.2	19	18	15	15	21	5	0	4	108	.218	1	5	0	0	1

### #33 MATT RUSSELL | RHP | 6-2 | 210 | SO. | KANSAS CITY, MO. | STALEY HS



#### Career Highs

IP	5.0	4/21/18 vs. Illinois State
H	4	4/21/18 vs. Illinois State
R	3	3x, last 4/21/18 vs. Illinois State
ER	3	3x, last 4/21/18 vs. Illinois State
BB	4	3/4/18 vs. Pepperdine
K	6	3/21/18 vs. Murray State

#### Noteworthy

- Sophomore right-hander who has missed the entire 2019 season to date after recovering from Tommy John surgery since last May
- Struck out 26 batters in 27.2 innings over 18 appearances last spring, recording three saves
- Logged his first collegiate win in his first start as a Bear April 21, 2018 vs. Illinois State, completing a career-best 5.0 innings of a 12-3 victory

#### Russell's Career Totals

Year	ERA	W-L	G-GS	CG	SHO	SV	IP	H	R	ER	BB	SO	2B	3B	HR	BF	BAA	WP	HBP	BK	SFA	SHA
2018	4.88	1-0	18-2	0	0/0	3	27.2	24	15	15	14	26	5	0	3	121	.233	3	3	0	0	1
2019	0.00	0-0	0-0	0	0/0	0	0.0	0	0	0	0	0	0	0	0	0	.000	0	0	0	0	0
Totals	4.88	1-0	18-2	0	0/0	3	27.2	24	15	15	14	26	5	0	3	121	.233	3	3	0	0	1

### #34 JAVIER RAMOS | RHP | 6-6 | 205 | FR. | VIAN, OKLA. | VIAN HS



#### Career Highs

IP	1.0	3/15/19 at Oklahoma
H	1	2x, last 3/15/19 at Oklahoma
R	4	3/10/19 at Arkansas State
ER	3	3/10/19 at Arkansas State
BB	4	3/15/19 at Oklahoma
K	2	3/15/19 at Oklahoma

#### Noteworthy

- Talented freshman right-hander who has logged five appearances out of the MSU bullpen to date
- Made MSU debut in the Bears' season opener vs. Nevada (Feb. 15)
- Turned in a scoreless appearance vs. Central Arkansas (Feb. 26) as part of a 9-7 victory

#### Ramos's Career Totals

Year	ERA	W-L	G-GS	CG	SHO	SV	IP	H	R	ER	BB	SO	2B	3B	HR	BF	BAA	WP	HBP	BK	SFA	SHA
2019	27.00	0-0	5-0	0	0/0	0	2.1	2	9	7	10	4	1	0	0	22	.200	1	2	0	0	0
Totals	27.00	0-0	5-0	0	0/0	0	2.1	2	9	7	10	4	1	0	0	22	.200	1	2	0	0	0



# MISSOURI STATE BASEBALL

Game 40 | MISSOURI STATE BEARS (13-26) at MISSOURI TIGERS (26-15-1) | April 23 | 6:02 p.m. (CDT) | Columbia, Mo. | Taylor Stadium (3,031) | KBFL 106.0 AM/96.9 FM | SEC Network

## MISSOURI STATE PITCHERS

### #35 LOGAN WILEY | RHP | 6-0 | 190 | JR. | SPRINGFIELD, MO. | KICKAPOO HS/KANSAS STATE UNIV.



#### Career Highs

IP	9.0	4/19/19 vs. New Orleans
H	9	2/24/19 vs. Fresno State
R	6	4x, last 3/10/19 at Arkansas State
ER	6	4x, last 3/10/19 at Arkansas State
BB	4	3x, last 4/19/19 vs. New Orleans
K	9	2x, last 4/19/19 vs. New Orleans

#### Noteworthy

- Posted a strong debut season in Maroon and White in 2018, winning seven games and logging 68 strikeouts—both totals ranking second on the club
- Made 10 starts on the season to date, including the Bears' opening day assignment vs. Nevada (Feb. 15)
- Fanned a career-best nine hitters in his first complete game as a Bear vs. New Orleans, a 6-1, four-hit victory
- Earned his first victory of 2019 at Southern Illinois (April 6), striking out six over 5.1 frames of a 13-4 win

#### Wiley's Career Totals

Year	ERA	W-L	G-GS	CG	SHO	SV	IP	H	R	ER	BB	SO	2B	3B	HR	BF	BAA	WP	HBP	BK	SFA	SHA
2018	4.13	7-6	22-11	0	0/0	1	85.0	84	46	39	23	68	13	1	5	370	.251	11	8	0	1	3
2019	4.13	2-5	10-10	1	0/1	0	56.2	64	32	26	12	51	13	3	5	253	.284	0	9	0	2	5
Totals	4.13	9-11	32-21	1	0/1	1	141.2	148	78	65	35	119	26	4	10	623	.264	11	17	0	3	8

### #40 ZACH GIBBS | RHP | 6-1 | 190 | SO. | WENTZVILLE, MO. | HOLT HS



#### Career Highs

IP	2.1	4/12/19 at Illinois State
H	4	4/13/18 vs. Oregon State
R	4	4/16/19 vs. Missouri
ER	4	4/16/19 vs. Missouri
BB	2	5x, last 3/31/19 vs. Indiana State
K	4	4/12/19 at Illinois State

#### Noteworthy

- Second-year reliever with eight appearances out of the MSU bullpen this spring
- Fanned a career-high four hitters in a career-long 2.1 innings at Illinois State (April 12)
- Struck out three batters in a hitless, scoreless inning at Oklahoma (March 16)
- Made four relief appearances for the Bears' 2018 MVC championship club, registering a 3.60 ERA

#### Gibbs's Career Totals

Year	ERA	W-L	G-GS	CG	SHO	SV	IP	H	R	ER	BB	SO	2B	3B	HR	BF	BAA	WP	HBP	BK	SFA	SHA
2018	3.60	0-0	4-0	0	0/0	0	5.0	6	5	2	4	1	3	0	0	25	.286	1	0	0	0	0
2019	15.12	0-0	8-0	0	0	0	8.1	11	17	14	9	12	3	1	1	47	.324	4	2	1	1	1
Totals	10.80	0-0	12-0	0	0	0	13.1	17	22	16	13	13	6	1	1	72	.309	5	2	1	1	1

### #43 BEN CRUIKSHANK | LHP | 6-4 | 165 | FR. | BELLEVILLE, ILL. | BELLEVILLE EAST HS



#### Career Highs

IP	5.0	3/26/19 vs. Arkansas
H	5	4/6/19 at Southern Illinois
R	7	3/31/19 vs. Indiana State
ER	7	3/31/19 vs. Indiana State
BB	5	2x, last 3/13/19 at Oral Roberts
K	5	3/26/19 vs. Arkansas

#### Noteworthy

- Freshman lefty with nine total mound appearances—including four starts—to his credit this spring
- Made his collegiate debut vs. Nevada (Feb. 15) in the Bears' season opener
- Drew his first start March 13 at Oral Roberts, allowing two runs on three hits in 3.1 innings of an eventual 11-2 win
- Held No. 8 Arkansas (March 26) scoreless on two hits over 5.0 innings, fanning a career-best five batters

#### Cruikshank's Career Totals

Year	ERA	W-L	G-GS	CG	SHO	SV	IP	H	R	ER	BB	SO	2B	3B	HR	BF	BAA	WP	HBP	BK	SFA	SHA
2019	10.31	0-2	9-4	0	0	0	18.1	22	25	21	23	13	2	0	2	102	.310	1	3	0	1	4
Totals	10.31	0-2	9-4	0	0	0	18.1	22	25	21	23	13	2	0	2	102	.310	1	3	0	1	4

### #50 ALEX MOORE | RHP | 6-8 | 240 | SO. | MOUNTAIN GROVE, MO. | MOUNTAIN GROVE HS



#### Career Highs

IP	2.2	2/17/19 at Texas State
H	6	2/17/19 at Texas State
R	5	2/17/19 at Texas State
ER	5	2/17/19 at Texas State
BB	3	2/17/19 at Texas State
K	2	3/21/17 vs. New Orleans

#### Noteworthy

- Third-year right-hander working his way back from an arm injury that forced him to miss all of 2018
- Made three mound appearances to date, including a start on the opening weekend of the season at Texas State (Feb. 17) in which he worked a career-best 2.2 innings
- Also logged 2.0 innings at Arkansas State (March 10)
- Made 10 relief appearances as a freshman in 2017, logging a 2.61 ERA and .256 opponent batting average; allowed just one earned run in 4.1 total innings during MVC play

#### Moore's Career Totals

Year	ERA	W-L	G-GS	CG	SHO	SV	IP	H	R	ER	BB	SO	2B	3B	HR	BF	BAA	WP	HBP	BK	SFA	SHA
2017	2.61	0-0	10-0	0	0/0	0	10.1	11	5	3	5	7	0	0	0	49	.256	3	1	2	0	0
2019	19.29	0-1	3-1	0	0/0	0	4.2	14	10	10	4	1	3	0	0	32	.519	0	0	0	1	0
Totals	7.80	0-1	13-1	0	0/0	0	15.0	25	15	13	9	8	3	0	0	81	.357	3	1	2	1	0

# MISSOURI STATE BASEBALL

Game 40 | MISSOURI STATE BEARS (13-26) at MISSOURI TIGERS (26-15-1) | April 23 | 6:02 p.m. (CDT) | Columbia, Mo. | Taylor Stadium (3,031) | KBFL 106.0 AM/96.9 FM | SEC Network

## MISSOURI STATE HITTERS

### #1 BROOKS ZIMMERMAN | OF | 6-2 | 210 | SR. | STILLWATER, OKLA. | STILLWATER HS/COWLY CO. CC



#### Career Highs

H	3	3x, last 2/16/19 vs. Utah
R	2	4x, last 2/26/19 vs. Central Arkansas
HR	2	5/17/18 at DBU
RBI	3	2x, last 5/23/18 vs. Evansville
BB	2	6x, last 2/26/19 vs. Central Arkansas
SB	NA	NA

#### Noteworthy

- Second-year outfielder who joined Missouri State as a junior transfer in 2018, hitting six home runs and earning a spot on the Valley's All-Championship team after hitting .357 in the Bears' four wins at the conference tournament in Dallas
- Hit .314 with five homers and 12 RBIs over the Bears' final 11 contests of 2018
- Went 3-for-4 to match a career high for hits in MSU's 2019 season opener against Nevada (Feb. 15)
- Recorded hits in four-straight games, Feb. 27-March 8

#### Zimmerman's Career Totals

Year	AVG	G-GS	AB	R	H	2B	3B	HR	RBI	TB	SLG	BB	HBP	SO	GDP	OBP	SF	SH	SB-A	PO	A	E	FLD
2018	.219	40-26	96	14	21	3	0	6	17	42	.438	7	2	34	1	.278	3	1	0-0	49	0	2	.961
2019	.184	21-13	49	6	9	1	0	1	5	13	.265	4	1	21	1	.255	1	1	0-0	14	0	0	1.000
Totals	.207	61-39	145	20	30	4	0	7	22	55	.379	11	3	55	2	.270	4	2	0-0	63	0	2	.969

### #4 LOGAN GEHA | C/OF | 5-11 | 190 | JR. | LEE'S SUMMIT, MO. | LEE'S SUMMIT WEST HS



#### Career Highs

H	3	2x, last 4/20/19 vs. New Orleans
R	3	2x, last 4/8/18 vs. Evansville
HR	1	6x, last 3/27/19 vs. Kansas
RBI	4	3/15/19 at Oklahoma
BB	2	11x, last 4/18/19 vs. New Orleans
SB	3	4/5/19 at Southern Illinois

#### Noteworthy

- Three-year starter as a utility man for Missouri State, including 37 starts in 39 games this season and 101 total starts for his career
- Logged three hits vs. New Orleans (April 20) to match his single-game career high
- Homered in back-to-back games at Oral Roberts (March 13) and Oklahoma (March 15), driving in a combined seven runs in the two victories; his grand slam at OU marked his first as a Bear and helped spearhead one of the largest comebacks (eight runs) in program history
- Swiped a career-best 11 bases so far in 2019, good for eighth in the MVC

#### Geha's Career Totals

Year	AVG	G-GS	AB	R	H	2B	3B	HR	RBI	TB	SLG	BB	HBP	SO	GDP	OBP	SF	SH	SB-A	PO	A	E	FLD
2017	.203	34-25	64	20	13	3	0	1	10	19	.297	18	8	24	0	.429	1	5	3-4	162	35	3	.985
2018	.185	45-39	119	25	22	4	1	0	9	28	.235	14	5	43	1	.297	0	7	5-7	316	37	5	.986
2019	.202	39-37	129	20	26	4	0	5	19	45	.349	20	7	47	1	.340	0	6	11-12	171	23	8	.960
Totals	.196	118-101	312	65	61	11	1	6	38	92	.295	52	20	114	2	.345	1	18	19-23	649	95	16	.979

### #7 COLLIN CLAYTON | OF | 6-1 | 175 | JR. | EDWARDSVILLE, ILL. | EDWARDSVILLE HS/JOHN A. LOGAN COLLEGE



#### Career Highs

H	2	3x, last 4/6/19 at Southern Illinois
R	3	4/6/19 at Southern Illinois
HR	1	3/10/19 at Arkansas State
RBI	1	4x, last 4/6/19 at Southern Illinois
BB	1	10x, last 4/19/19 vs. New Orleans
SB	1	3/13/19 at Oral Roberts

#### Noteworthy

- Junior transfer who has seen action in 32 of MSU's 39 games to date, including 23 starts
- Registered a seven-game hit streak, Feb. 17-27, going 8-for-27 over the same stretch
- Logged his first two-hit game as a Bear vs. Fresno State (Feb. 24), then homered for the first time in Maroon and White as part of another two-hit effort March 10 at Arkansas State
- Went 2-for-4 with a triple and career-high three runs scored as part of a 13-4 win at Southern Illinois (April 6)

#### Clayton's Career Totals

Year	AVG	G-GS	AB	R	H	2B	3B	HR	RBI	TB	SLG	BB	HBP	SO	GDP	OBP	SF	SH	SB-A	PO	A	E	FLD
2019	.203	32-23	74	17	15	1	2	1	4	23	.311	10	3	16	4	.322	0	1	1-1	59	0	0	1.000
Totals	.203	32-23	74	17	15	1	2	1	4	23	.311	10	3	16	4	.322	0	1	1-1	59	0	0	1.000

### #8 MASON HULL | IF | 6-0 | 190 | FR. | EFFINGHAM, ILL. | EFFINGHAM HS



#### Career Highs

H	2	3x, last 4/6/19 at Southern Illinois
R	2	4x, last 4/6/19 at Southern Illinois
HR	2	4/3/19 at Murray State
RBI	5	4/3/19 at Murray State
BB	2	2x, last 4/20/19 vs. New Orleans
SB	NA	NA

#### Noteworthy

- True freshman who has started 34 of the Bears' first 39 games at shortstop
- Drove in the first two runs of his MSU career Feb. 24 at San Diego
- Also doubled home a pair of runs in his first home game at Hammons Field in a 9-7 win over Central Arkansas (Feb. 26)
- Hit the first two home runs of his MSU career and drove home five runs in a 15-10 win at Murray State (April 3); followed that effort by clubbing the go-ahead two-run homer in a 13-4 win at Southern Illinois (April 6)

#### Hull's Career Totals

Year	AVG	G-GS	AB	R	H	2B	3B	HR	RBI	TB	SLG	BB	HBP	SO	GDP	OBP	SF	SH	SB-A	PO	A	E	FLD
2019	.178	34-33	101	13	18	7	0	3	17	34	.337	8	1	36	0	.241	2	2	0-1	56	73	10	.928
Totals	.178	34-33	101	13	18	7	0	3	17	34	.337	8	1	36	0	.241	2	2	0-1	56	73	10	.928

# MISSOURI STATE BASEBALL

Game 40 | MISSOURI STATE BEARS (13-26) at MISSOURI TIGERS (26-15-1) | April 23 | 6:02 p.m. (CDT) | Columbia, Mo. | Taylor Stadium (3,031) | KBFL 106.0 AM/96.9 FM | SEC Network

## MISSOURI STATE HITTERS

### #12 ANTHONY HERRON, JR. | OF/IF | 6-2 | 240 | FR. | CHICAGO, ILL. | MOUNT CARMEL HS



#### Career Highs

H	3	2x, last 4/18/19 vs. New Orleans
R	2	2x, last 4/16/19 vs. Missouri
HR	1	2x, last 4/3/19 at Murray State
RBI	3	4/3/19 at Murray State
BB	1	6x, last 4/20/19 vs. New Orleans
SB	2	4/5/19 at Southern Illinois


#### Noteworthy

- Freshman outfielder who has earned 19 starting assignments in MSU's first 39 games
- Recorded first collegiate hit Feb. 23 at San Diego
- Homered and drove in two runs in the Bears' home opener vs. Central Arkansas (Feb. 26), then recorded two more RBIs the next day to help MSU to a series sweep of UCA
- Came off the bench to deliver a key pinch-hit, three-run homer as part of a 15-10 victory at Murray State (April 3)
- Notched a career-best three hits in the Bears' 8-3 win over New Orleans (April 18)

#### Herron's Career Totals

Year	AVG	G-GS	AB	R	H	2B	3B	HR	RBI	TB	SLG	BB	HBP	SO	GDP	OBP	SF	SH	SB-A	PO	A	E	FLD
2019	.256	28-19	78	12	20	2	0	2	13	28	.359	6	2	25	1	.322	1	0	4-5	0	0	0	.000
Totals	.256	28-19	78	12	20	2	0	2	13	28	.359	6	2	25	1	.322	1	0	4-5	0	0	0	.000

### #16 DAKOTA KOTOWSKI | OF/1B | 6-5 | 225 | FR. | CHANNAHON, ILL. | PROVIDENCE CATHOLIC HS



#### Career Highs

H	3	3/26/19 vs. Arkansas
R	3	4/5/19 at Southern Illinois
HR	2	2x, last 4/5/19 at Southern Illinois
RBI	2	3x, last 4/5/19 at Southern Illinois
BB	2	2x, last 4/6/19 at Southern Illinois
SB	NA	NA

#### Noteworthy

- Another freshman outfielder who has made an immediate impact in his rookie season with a team-leading seven home runs to date
- Registered a hit in his first collegiate at-bat Feb. 27 vs. Central Arkansas
- Clubbed a two-run homer for his first career round-tripper March 10 at Arkansas State
- Delivered a pair of two-homer performances the week of April 2-7; went deep twice at SEMO (April 2) in an 8-2 win, then belted two more long balls and scored three times in a win at SIU (April 5)
- Registered a hit in his first collegiate at-bat Feb. 27 vs. Central Arkansas

#### Kotowski's Career Totals

Year	AVG	G-GS	AB	R	H	2B	3B	HR	RBI	TB	SLG	BB	HBP	SO	GDP	OBP	SF	SH	SB-A	PO	A	E	FLD
2019	.282	28-21	78	14	22	1	0	7	10	44	.564	6	3	36	1	.356	0	0	0-0	32	1	3	.917
Totals	.282	28-21	78	14	22	1	0	7	10	44	.564	6	3	36	1	.356	0	0	0-0	32	1	3	.917

### #17 JORDAN FITZPATRICK | OF/IF | 6-0 | 190 | SO. | ROGERSVILLE, MO. | LOGAN-ROGERSVILLE HS



#### Career Highs

H	2	5/6/18 at Valparaiso
R	2	3x, last 4/3/19 at Murray State
HR	1	5/6/18 at Valparaiso
RBI	3	5/6/18 at Valparaiso
BB	2	4/3/19 at Murray State
SB	NA	NA

#### Noteworthy

- Second-year outfielder who has seen action in 25 games this spring
- Drove in a run in the Bears' season-opener vs. Nevada (Feb. 15) with a bases-loaded walk
- Delivered his first hit of the year March 10 at Arkansas State
- Came off the bench to produce an RBI single vs. No. 8 Arkansas (March 26)
- Led the Bears with five pinch hits as a freshman in 2018

#### Fitzpatrick's Career Totals

Year	AVG	G-GS	AB	R	H	2B	3B	HR	RBI	TB	SLG	BB	HBP	SO	GDP	OBP	SF	SH	SB-A	PO	A	E	FLD
2018	.196	34-10	51	8	10	2	0	1	8	15	.294	8	0	13	0	.300	1	0	0-0	13	1	3	.824
2019	.091	25-8	44	6	4	0	0	0	3	4	.091	7	0	13	0	.212	1	0	0-0	16	0	1	.941
Totals	.147	59-18	95	14	14	2	0	1	11	19	.200	15	0	26	0	.259	2	0	0-0	29	1	4	.882

### #23 JACK DUFFY | OF | 5-10 | 190 | JR. | KANSAS CITY, MO. | STALEY HS



#### Career Highs

H	4	4/20/19 vs. New Orleans
R	3	5/6/17 at Southern Illinois
HR	1	4x, last 4/13/19 at Illinois State
RBI	3	4x, last 6/3/18 vs. Saint Louis
BB	4	4/3/19 at Murray State
SB	1	12x, last 4/20/19 vs. New Orleans

#### Noteworthy

- Third-year outfielder with 136 career starts to his credit
- 2018 MVC Scholar-Athlete selection who batted .271 with three home runs and 30 RBIs for the Bears' second-straight MVC regular-season championship squad
- Registered team-leading five outfield assists while committing just one miscue in 2018
- Turned in a career-best 11-game hit streak, March 29-April 13, 2019; hit .425 with five multi-hit performances over the course of his streak and reached base safely in 13-straight games overall

#### Duffy's Career Totals

Year	AVG	G-GS	AB	R	H	2B	3B	HR	RBI	TB	SLG	BB	HBP	SO	GDP	OBP	SF	SH	SB-A	PO	A	E	FLD
2017	.222	58-45	158	21	35	8	1	0	17	45	.285	25	5	42	2	.344	1	0	7-8	88	0	2	.978
2018	.271	57-54	203	30	55	9	3	3	30	79	.389	15	6	40	3	.338	1	7	1-3	121	5	1	.992
2019	.273	38-37	128	17	35	5	0	1	10	43	.336	18	2	19	1	.367	2	3	4-6	100	1	3	.971
Totals	.256	153-136	489	68	125	22	4	4	57	167	.342	58	13	101	6	.348	4	10	12-17	309	6	6	.981

# MISSOURI STATE BASEBALL

Game 40 | MISSOURI STATE BEARS (13-26) at MISSOURI TIGERS (26-15-1) | April 23 | 6:02 p.m. (CDT) | Columbia, Mo. | Taylor Stadium (3,031) | KBFL 106.0 AM/96.9 FM | SEC Network

## MISSOURI STATE HITTERS

### #24 DREW MILLAS | C | 6-2 | 205 | JR. | SWANSEA, ILL. | BELLEVILLE EAST HS



#### Career Highs

H	4	3x, last 4/17/18 at Arkansas
R	3	3/17/18 vs. Seton Hall
HR	1	11x, last 4/18/19 vs. New Orleans
RBI	4	3x, last 4/18/19 vs. New Orleans
BB	4	3/15/19 at Oklahoma
SB	1	7x, last 4/20/19 vs. New Orleans

#### Noteworthy

- Third-year starter who earned second-team All-America recognition from the NCBWA in 2018
- Hit .321 with seven homers and 61 RBIs with a team-best 68 hits last spring
- Has 10 multi-hit efforts in MSU's first 39 games this season, including eight in the Bears' last 19 games
- Recorded a career-best nine-game hit streak, April 2-13, 2019; batted .375 with six RBIs during the streak
- Also tallied hits in eight consecutive games, March 16-29

#### Millas's Career Totals

Year	AVG	G-GS	AB	R	H	2B	3B	HR	RBI	TB	SLG	BB	HBP	SO	GDP	OBP	SF	SH	SB-A	PO	A	E	FLD
2017	.224	51-42	174	15	39	7	0	1	29	49	.282	13	2	42	2	.281	3	1	3-4	342	46	6	.985
2018	.321	57-57	212	36	68	13	2	7	61	106	.500	34	4	41	12	.416	5	0	3-4	135	18	1	.994
2019	.277	34-34	130	19	36	9	2	3	20	58	.446	20	5	39	2	.389	2	0	1-1	190	13	5	.976
Totals	.277	142-133	516	70	143	29	4	11	110	213	.413	67	11	122	16	.366	10	1	7-9	667	77	12	.984

### #25 JOEY POLAK | IF | 6-3 | 220 | SO. | QUINCY, ILL. | NOTRE DAME HS/JEFFERSON COLLEGE



#### Career Highs

H	3	2x, last 4/5/19 at Southern Illinois
R	3	4/5/19 at Southern Illinois
HR	3	4/5/19 at Southern Illinois
RBI	5	4/5/19 at Southern Illinois
BB	3	3/31/19 vs. Indiana State
SB	NA	NA


#### Noteworthy

- Sophomore transfer who has started all 39 games at third base for the Bears
- Ranks fifth in the MVC in home runs (3) during league play
- Has nine multi-hit performances this spring, including four in a row from April 2-6
- Became the ninth Bear in program history to club three home runs in a game April 5 at Southern Illinois; also drove in a career-best five runs in the 10-5 victory
- Recorded a seven-game hit streak, April 2-12

#### Polak's Career Totals

Year	AVG	G-GS	AB	R	H	2B	3B	HR	RBI	TB	SLG	BB	HBP	SO	GDP	OBP	SF	SH	SB-A	PO	A	E	FLD
2019	.228	39-39	145	20	33	4	0	7	23	58	.400	14	2	58	1	.299	3	0	0-0	17	53	9	.886
Totals	.228	39-39	145	20	33	4	0	7	23	58	.400	14	2	58	1	.299	3	0	0-0	17	53	9	.886

### #26 SAM FAITH | IF | 6-3 | 205 | SO. | ST. CHARLES, ILL. | ST. CHARLES NORTH HS



#### Career Highs

H	2	2x, last 3/15/19 at Oklahoma
R	1	11x, last 3/27/19 vs. Kansas
HR	1	3/17/18 vs. Seton Hall
RBI	3	3/13/19 at Oral Roberts
BB	1	4x, last 3/15/19 at Oklahoma
SB	1	2x, last 3/16/19 at Oklahoma

#### Noteworthy

- Second-year contributor who has seen action in 26 games to date
- Logged hits in three-straight games, March 13-16, going 5-for-14 to help the Bears win two of three against Oral Roberts and Oklahoma
- Recorded the first of two back-to-back two-hit efforts at ORU (March 13), going 2-for-5 with a double and career-best three RBIs

#### Faith's Career Totals

Year	AVG	G-GS	AB	R	H	2B	3B	HR	RBI	TB	SLG	BB	HBP	SO	GDP	OBP	SF	SH	SB-A	PO	A	E	FLD
2018	.121	23-5	33	6	4	1	0	1	3	8	.242	2	1	13	0	.194	0	2	1-1	2	11	1	.929
2019	.240	26-8	50	5	12	2	0	0	4	14	.280	2	3	19	0	.309	0	1	1-1	9	17	2	.929
Totals	.193	49-13	83	11	16	3	0	1	7	22	.265	4	4	32	0	.264	0	3	2-2	11	28	3	.929



# MISSOURI STATE BASEBALL

Game 40 | MISSOURI STATE BEARS (13-26) at MISSOURI TIGERS (26-15-1) | April 23 | 6:02 p.m. (CDT) | Columbia, Mo. | Taylor Stadium (3,031) | KBFL 106.0 AM/96.9 FM | SEC Network

## MISSOURI STATE HITTERS

### #32 JOHN PRIVITERA | IF | 5-8 | 170 | JR. | LEE'S SUMMIT, MO. | LEE'S SUMMIT WEST HS



#### Career Highs

H	3	7x, last 4/16/19 vs. Missouri
R	3	3x, last 4/20/19 vs. New Orleans
HR	1	4/13/19 at Illinois State
RBI	4	5/6/17 at Southern Illinois
BB	3	3x, last 5/27/18 at DBU
SB	2	2x, last 4/20/18 vs. Illinois State


#### Noteworthy

- Third-year regular on the Bears' infield, with starts in each of MSU's last 119 games dating back to April 2017
- First-team All-MVC choice as a sophomore in 2018, when he hit .292 in league play
- Has registered a team-best 13 multi-hit games so far this spring, including six such efforts in MSU's last 13 outings
- Started the season with five hits in his first six at-bats, Feb. 15-16, going 3-for-3 with three runs scored in MSU's first win of the year vs. Utah
- Hit .375 with eight RBIs to help MSU win four of its five games the week of April 2-6

#### Privitera's Career Totals

Year	AVG	G-GS	AB	R	H	2B	3B	HR	RBI	TB	SLG	BB	HBP	SO	GDP	OBP	SF	SH	SB-A	PO	A	E	FLD
2017	.235	37-24	81	17	19	1	0	0	8	20	.247	16	1	22	1	.364	1	4	2-3	39	51	2	.978
2018	.246	56-56	183	38	45	5	1	0	20	52	.284	45	3	49	2	.399	2	5	11-12	77	143	5	.978
2019	.270	39-39	148	23	40	7	3	1	16	56	.378	17	2	33	0	.353	0	3	7-10	54	75	5	.963
Totals	.252	132-119	412	78	104	13	4	1	44	128	.311	78	6	104	3	.377	3	12	20-25	170	269	12	.973

### #34 JAVIER RAMOS | IF | 6-6 | 205 | FR. | VIAN, OKLA. | VIAN HS



#### Career Highs

H	1	2x, last 3/27/19 vs. Kansas
R	1	2x, last 3/27/19 vs. Kansas
HR	1	2/27/19 vs. Central Arkansas
RBI	4	2/27/19 vs. Central Arkansas
BB	1	3/31/19 vs. Indiana State
SB	NA	NA

#### Noteworthy

- Freshman two-way standout who has seen action in seven contests as a position play this spring
- Clubbed a pinch-hit grand slam in his first collegiate at-bat vs. Central Arkansas (Feb. 27)
- Recorded a hit and scored a run vs. Kansas (March 27)

#### Ramos's Career Totals

Year	AVG	G-GS	AB	R	H	2B	3B	HR	RBI	TB	SLG	BB	HBP	SO	GDP	OBP	SF	SH	SB-A	PO	A	E	FLD
2019	.222	7-1	9	2	2	0	0	1	5	5	.556	1	0	5	0	.300	0	0	0-0	0	1	1	.500
Totals	.222	7-1	9	2	2	0	0	1	5	5	.556	1	0	5	0	.300	0	0	0-0	0	1	1	.500

### #45 BEN WHETSTONE | IF | 6-6 | 245 | JR. | OVERLAND PARK, KAN. | ROCKHURST HS



#### Career Highs

H	4	2/18/18 vs. Texas Southern
R	4	4/3/19 at Murray State
HR	2	3/9/18 vs. Arkansas State
RBI	4	2x, last 4/20/19 vs. New Orleans
BB	3	3/13/19 at Oral Roberts
SB	2	4/10/18 at Missouri

#### Noteworthy

- Redshirt junior who has started 98 consecutive games for the Bears at first base
- Ranks as one of the Bears' all-time leaders in career fielding percentage (.991); leads the MVC in fielding double plays (31) this spring as well
- Brings a season-best 13-game hit streak into this week's action; hitting .388 (19-for-49) with four homers and 17 RBIs over the course of the streak
- Logged six multi-hit and six-multi-RBI efforts during the streak
- Scored a career-best four runs April 3 at Murray State and tied a Bears' single-game record by being hit by three different pitches

#### Whetstone's Career Totals

Year	AVG	G-GS	AB	R	H	2B	3B	HR	RBI	TB	SLG	BB	HBP	SO	GDP	OBP	SF	SH	SB-A	PO	A	E	FLD
2017	.050	15-2	20	1	1	0	0	0	1	1	.050	4	0	7	0	.208	0	0	0-0	2	0	0	1.000
2018	.278	57-57	212	31	59	10	0	9	39	96	.453	31	5	47	1	.378	3	0	5-5	458	29	4	.992
2019	.271	39-39	140	22	38	10	0	4	25	60	.429	18	9	27	3	.385	2	0	0-2	275	18	3	.990
Totals	.263	111-98	372	54	98	20	0	13	65	157	.422	53	14	81	4	.372	5	0	5-7	735	47	7	.991

# MISSOURI STATE BASEBALL

Game 40 | MISSOURI STATE BEARS (13-26) at MISSOURI TIGERS (26-15-1) | April 23 | 6:02 p.m. (CDT) | Columbia, Mo. | Taylor Stadium (3,031) | KBFL 106.0 AM/96.9 FM | SEC Network

## MISSOURI STATE RECORDS SUMMARY

### Individual Batting

#### Games Played

Season: 66, Dant'e Brinkley, Adam Pummill, Brooks Colvin, Shaun Marcum, Rick Wilson, 2003  
Career: 236, Matt Gardner, 1999-02

#### At-Bats

Game: 8, Earnie Johnson, Pat Kelly and Mark Neff, 5/1/88 vs. ORU;  
Ryan Gotcher and Chris Taylor, 4/6/04 vs. Arkansas; Adam Pummill, 2/25/06 vs. UNC Greensboro  
Season: 278, Dant'e Brinkley, 2003  
Career: 972, Matt Gardner, 1999-02

#### Runs

Game: 6, Bobby McCulloch, 5/6/75 vs. SIU Edwardsville; Larry Doss, 5/9/87 vs. Eastern Illinois and Lance Burkhardt, 3/6/97 vs. Missouri Baptist  
Season: 90, Matt Cepicky, 1999  
Career: 243, Matt Gardner, 1999-02

#### Hits

Game: 7, Greg Resz, 3/5/91 vs. Lincoln  
Season: 96, Steve Hacker and Dave Slemmer, 1995; Dant'e Brinkley, 2003  
Career: 316, Matt Gardner, 1999-02

#### Singles

Game: 5, Jim Schaefer, 5/27/78 vs. Eastern Illinois; Keith Champion, 5/11/81 vs. Central Missouri; Greg Resz, 3/5/91 vs. Lincoln; Todd DeBryn, 5/3/92 vs. UNI; Alex Manary, 3/22/94 vs. Minnesota  
Season: 76, Bill Mueller, 1991  
Career: 241, Kevin Medrano, 2009-12

#### Doubles

Game: 3, on 22 occasions, last time by Justin Paulsen, 4/29/17 at Evansville  
Season: 26, Steve Meyer, 1986  
Career: 67, Brayden Drake, 2006-09

#### Triples

Game: 3, Ken Brown, 4/8/66 vs. Missouri S&T  
Season: 12, Dant'e Brinkley, 2001  
Career: 20, Mark Garrett, 1979-82

#### Home Runs

Game: 4, John Knott, 5/2/92 vs. UNI  
Season: 37, Steve Hacker, 1995  
Career: 63, Jason Hart, 1996-98

#### Runs Batted-In

Game: 11, John Knott, 5/2/92 vs. UNI  
Season: 100, Matt Cepicky, 1999  
Career: 203, Jason Hart, 1996-98

#### Batting Average

Season: .442, J. D. Warner, 1983  
Career: .426, J. D. Warner, 1982-83  
Career (4 years): .376, Bill Mueller, 1990-93

#### Consecutive Games Hitting Safely

30, Brayden Drake, 4/27/08-3/25/09

#### Total Bases

Game: 17, John Knott, 5/2/92 vs. UNI  
Season: 225, Steve Hacker, 1995  
Career: 506, Jason Hart, 1996-98

#### Extra-Base Hits

Game: 5, Larry Doss, 5/9/87 vs. Eastern Illinois  
Season: 55, Steve Hacker, 1995  
Career: 116, Jason Hart, 1996-98

#### Slugging Average

Season: .957, Steve Hacker, 1995  
Career: .725, Jason Hart, 1996-98

#### Hit By Pitch

Game: 3, Jud Kindle, 2/20/04 vs. Little Rock  
Ryan Mantle, 2/22/08 vs. DBU; Brayden Drake, 5/11/08 vs. Middle Tennessee; Ben Whetstone at Murray State, 4/3/19  
Season: 23, Jeremy Isenhower, 2002  
Career: 41, Ben Carlson, 2007-09

#### Walks

Game: 5, Cory Krueger, 3/15/91 vs. Austin Peay; Steve Hacker, 4/23/95 vs. UNI; and Lance Burkhardt, 2/14/97 vs. Nevada  
Season: 55, Dylan Becker, 2015  
Career: 154, Bill Mueller, 1990-93

### Strikeouts

Game: 5, Greg Mathis, 5/1/01 vs. Missouri; Tyler Ryun, 2/26/10 at UTA  
Season: 74, Ryan Howard, 2001  
Career: 207, Nick Kays, 1997-00

### On-Base Percentage

Season: .563, Dan Iseminger, 1983  
Career: .493, Rick Clarkston, 1983-84

### Sacrifice Hits

Game: 3, Joey Hawkins, 5/22/14 vs. Bradley; Ken Watkins, 5/23/69 vs. Minnesota State  
Season: 29, Joey Hawkins, 2015  
Career: 62, Joey Hawkins, 2012-15

### Sacrifice Flies

Game: 2, held by many players  
Season: 9, Brooks Colvin, 2003  
Career: 17, Brooks Colvin, 2001-04

### Stolen Bases

Game: 4, Larry Doss, 3/6/86 vs. Evangel; Greg Brewer, 4/15/86 vs. Evangel  
Season: 30, Greg Brewer, 1986  
Career: 69, Dant'e Brinkley, 2000-03

### Game-Winning RBI

Season: 13, Steve Meyer, 1986; Steve Hacker, 1995  
Career: 23, Steve Hacker, 1993-95

### Individual Fielding

#### Putouts

Game: 19, Tom Hodge, 3/23/67 vs. Oklahoma Christian; Tim Rafferty, 2/25/06 vs. UNC Greensboro; Connor Smith, 3/29/14 vs. Southern Illinois  
Season: 545, Justin Paulsen, 2015  
Career: 1,588, Justin Paulsen, 2015-17

#### Assists

Game: 10, Curt Courtwright, 5/10/09 at Creighton  
Season: 192, Joey Hawkins, 2015  
Career: 656, Chris Curry, 1995-98

#### Errors

Game: 4, set on 5 occasions, last time by Jon Hale, 3/3/96 vs. ORU  
Season: 30, Brooks Colvin, 2001  
Career: 73, Brooks Colvin, 2001-04

#### Total Chances

Game: 21, Brian Mahaffey, 5/1/88 vs. ORU  
Season: 601, Jason Hart, 1997  
Career: 1,703, Justin Paulsen, 2015-17

#### Double Plays

Game: 5, Ryan Howard, 3/30/99 vs. SE Missouri  
Season: 60, Ryan Howard, 1999  
Career: 151, Ryan Howard, 1999-01

#### Fielding Average

Season: 1.000, Bill Helfrecht, 1968; Jim Anderson, 1970; Corby Fister and Cory Krueger, 1989; Chad Lakin and Cory Krueger, 1990; Shawn Padgett, 1991; Chad Lakin, 1992; Micah Holst, 1999; Dant'e Brinkley, 2002; Nolan Keane, 2008; Aaron Conway, 2010  
Career: .992, Steve Seal, 1969-70

### Individual Pitching

#### Games

Season: 37, Jake Fromson, 2017  
Career: 88, Bryan Young, 2014-17

#### Games Started

Season: 17, Doug Still, 2017; Matt Hall, 2015; Cody Schumacher, 2012  
Career: 49, Brad Ziegler, 2000-03

#### Complete Games

Season: 10, Brian Wisser, 1986  
Career: 18, Brad Ziegler, 2000-03

#### Innings Pitched

Game: 11.0, John Rheinecker, 3/3/01 vs. Arkansas State  
Season: 125.0, Matt Hall, 2015  
Career: 365.0, Brad Ziegler, 2000-03

#### Consecutive Scoreless Innings Pitched

Season: 38.1, Nick Petree, 4/6/12 to 5/17/12  
Career: 38.1, Nick Petree, 4/6/12 to 5/17/12

### Hits Allowed

Game: 16, Tom Fulkerson, 3/19/85 vs. UTA  
Season: 115, Brad Ziegler, 2003  
Career: 371, Brad Ziegler, 2000-03

### Fewest Hits Allowed

Game: 0, Steve Dunn, 4/12/79 vs. Evangel (5 inn.); Scott Buchheit-Darrell Maus-Matt Brewer-Terry Menown, 3/14/89 vs. Lincoln; Mike Whitley, 5/2/94 vs. SE Missouri (7 inn.)

### Runs Allowed

Game: 13, Rand Chappell, 3/20/84 vs. Southern; Scott Prince, 3/11/85 vs. Indiana State  
Season: 71, Jim Gibbs, 1987; Jarrod Mays, 1996  
Career: 207, John Hardin, 1996-00

### Earned Runs Allowed

Game: 12, Mike Hill, 4/18/75 vs. Central Missouri; Scott Prince, 3/11/85 vs. Indiana State  
Season: 63, Scott Geitz, 1998  
Career: 169, John Hardin, 1996-00

### Walks Allowed

Game: 10, Stean Thornton, 5/2/76 vs. UMSL  
Season: 75, Dirk Lindauer, 1991  
Career: 206, Mike Whitley, 1992-95

### Strikeouts

Game: 17, Charles Burt, 5/16/69 vs. Northwest Missouri State; Gary Wilson, 3/23/67 vs. Oklahoma Christian  
Season: 171, Matt Hall, 2015  
Career: 330, Brad Ziegler, 2000-03

### Earned Run Average

Season: 0.59, Dick Jones, 1971  
Career: 1.55, Dick Jones, 1969-72

### Wins

Season: 12, Matt Hall, 2015; Brad Ziegler, 2003  
Career: 32, Brad Ziegler, 2000-03

### Losses

Season: 9, Brett Sinkbeil, 2005; Pat Doyle, 2010; Mike Kickham, 2010  
Career: 16, Gary Wilson, 1964-67; Dustin Tignor, 1996-00; Pat Doyle, 2007-10

### Winning Percentage

Season (6 or more wins): 1.000, Sam Perez, 2016; Bryan Young, 2015; Ken Watkins, 1969; Jody Payne, 1978; Kirby Cannon, 1980; Dan Harwell, 1983; Tim Clubb, 2008  
Career: .909, Sam Perez, 2013-16; Greg Reed, 1987-88

### Shutouts

Season: 3, Ken Watkins, 1969; Steve Dunn, 1979; Greg Reed, 1988; Craig Sands, 1990; Paul Marsala, 2004  
Career: 4, Ken Watkins, 1967-70

### Saves

Season: 16, Bryan Young, 2015  
Career: 35, Bryan Young, 2014-17

### Team Batting

#### Games Played

Season: 66, 2003

#### At-Bats

Game: 64, 5/1/88 vs. ORU  
Season: 2,260, 2002

#### Runs

Game: 37, 3/7/88 vs. Benedictine  
Season: 607, 1999

#### Hits

Game: 34, 3/7/88 vs. Benedictine; 3/21/89 vs. UMBC  
Season: 720, 2002

#### Doubles

Game: 10, 3/11/95 vs. Truman  
Season: 149, 2002

#### Triples

Game: 6, 4/8/66 vs. Missouri S&T  
Season: 36, 2001

#### Home Runs

Game: 12, 4/20/99 vs. Pittsburg State  
Season: 144, 1999

### Runs Batted-In

Game: 36, 3/7/88 vs. Benedictine  
Season: 561, 1999

### Batting Average

Season: .373, 1981

### Total Bases

Game: 72, 4/20/99 vs. Pittsburg State  
Season: 1,275, 1999

### Extra-Base Hits

Game: 19, 4/20/99 vs. Pittsburg State  
Season: 270, 1999

### Slugging Average

Season: .626, 1999

### Game-Winning RBI

Season: 45, 1986

### Hit By Pitch

Game: 9, 2/22/08 vs. DBU; 5/11/08 vs. Middle Tennessee  
Season: 80, 2004

### Walks

Game: 18, 4/5/16 vs. Saint Louis  
Season: 351, 2017

### Strikeouts

Game: 26, 2/26/10 at UTA  
Season: 516, 2017

### Fewest Strikeouts

Season: 116, 1981

### Sacrifice Hits

Game: 6, 4/25/81 vs. UMSL  
Season: 54, 2015

### Sacrifice Flies

Game: 5, 5/19/02 vs. Indiana State; 4/3/07 vs. SMO  
Season: 44, 2002

### Stolen Bases

Game: 10, 3/18/85 vs. North Texas; 4/15/86 vs. Evangel  
Season: 118, 1986

### Team Fielding

#### Putouts

Game: 48, 5/1/88 vs. ORU; 4/6/04 vs. Arkansas  
Season: 1,703, 2003

#### Assists

Game: 25, 5/1/88 vs. ORU  
Season: 686, 1997

#### Errors

Game: 11, 3/14/64 vs. Arkansas State  
Season: 134, 1984

#### Fewest Errors

Season: 37, 1968

#### Total Chances

Game: 74, 5/1/88 vs. ORU  
Season: 2,456, 2002

#### Double Plays

Game: 5, 3/15/85 vs. Missouri Western  
Season: 66, 1986

#### Fielding Average

Season: .976, 2015

### Team Pitching

#### Complete Games

Season: 34, 1986

#### Innings Pitched

Game: 16, 5/1/88 vs. ORU; 4/6/04 vs. Arkansas  
Season: 567.2, 2003

#### Walks

Game: 17, 5/25/97 vs. Rice  
Season: 317, 1992

#### Strikeouts

Game: 19, 3/23/67 vs. Oklahoma Christian  
Season: 560, 2017

#### Shutouts

Season: 11, 2012

#### Saves

Season: 18, 2015 and 2011

#### Earned Run Average

Season: 2.57, 2012

# MISSOURI STATE BASEBALL

Game 40 | MISSOURI STATE BEARS (13-26) at MISSOURI TIGERS (26-15-1) | April 23 | 6:02 p.m. (CDT) | Columbia, Mo. | Taylor Stadium (3,031) | KBFL 1060 AM/96.9 FM | SEC Network

## MISSOURI STATE SINGLE-SEASON RECORDS

### Hitting

Games			At Bats			Runs		
Dant'e Brinkley (03)	66		Dant'e Brinkley (03)	278		Matt Cepicky (99)	90	
Brooks Colvin (03)	66		Brooks Colvin (03)	267		Matt Gardner (99)	82	
Shaun Marcum (03)	66		Matt Gardner (02)	256		Micah Holst (99)	75	
Adam Pummill (03)	66		Greg Mathis (02)	251		Jason Hart (98)	71	
Rick Wilson (03)	66		Dave Slemmer (95)	251		Jake Burger (17)	69	
Greg Mathis (03)	65		Matt Gardner (01)	250		Bill Mueller (91)	69	
Tony Piazza (03)	64		Dant'e Brinkley (02)	249		Dant'e Brinkley (03)	68	
Matt Gardner (02)	64		Joey Hawkins (15)	248		Ryan Howard (99)	68	
Greg Mathis (02)	64		Mathis (12)-Voit (12)	248		Jeremy Eierman (17)	67	
Tony Piazza (02)	64		Mathis (03)-Medrano (12)	248		Steve Meyer (86)	67	

Hits			Singles			Doubles		
Dant'e Brinkley (03)	96		Bill Mueller (91)	76		Steve Meyer (86)	26	
Steve Hacker (95)	96		Ben Woodbury (08)	71		Spiker Helms (12)	23	
Dave Slemmer (95)	96		Dant'e Brinkley (03)	67		Brandon Jackson (98)	23	
Micah Holst (99)	94		Micah Holst (99)	63		Jake Burger (15)	22	
Ben Woodbury (08)	92		Kevin Medrano (12)	62		Matt Gardner (02)	22	
Matt Cepicky (99)	92		Kevin Medrano (10)	62		Chad Lakin (92)	22	
Jason Hart (98)	92		Adam Pummill (03)	62		Lakin (93)-Drake (08)	21	
Jason Hart (97)	91		Brooks Colvin (03)	61		Johnson (88)-Brewer (91)	21	
Brandon Jackson (98)	89		Matt Gardner (99)	60		Howard Bell (86)	21	
Kevin Medrano (10)	86		Six players tied with	59		Kneeshaw (95)-Mantle (08)	20	
Mueller (91)-Brinkley (02)	86					Mahaffey (87)-Hart (96)	20	

Triples			Home Runs			Runs Batted-In		
Dant'e Brinkley (01)	12		Steve Hacker (95)	37		Matt Cepicky (99)	100	
Aaron Conway (09)	8		Matt Cepicky (99)	30		Steve Hacker (95)	95	
Evan Pratte (90)	8		Jason Hart (98)	28		Jason Hart (98)	91	
Mark Garrett (81)	8		Jon Hale (99)	25		Steve Meyer (86)	83	
Bobby Narron (80)	8		Spencer Johnson (16)	24		Matt Brewer (91)	75	
Hunter Steinmetz (16)	7		Jeremy Eierman (17)	23		Jake Burger (16)	72	
Greg Mathis (01)	7		Nick Kays (99)	23		Spencer Johnson (16)	70	
Brad Kennedy (96)	7		Jake Burger (17)	22		Brian Mahaffey (88)	69	
Greg Brewer (86)	7		Jake Burger (16)	21		Jeremy Eierman (17)	68	
J.D. Warner (83)	7		Brian Mahaffey (88)	21		Jon Hale (99)	68	

Game-Winning RBI			Batting Average			On-Base Percentage		
Dave Slemmer (95)	13		J. D. Warner (83)	.442		Danny Iseminger (83)	.563	
Steve Meyer (86)	13		Bob Blakley (74)	.440		Jim Nichols (65)	.561	
Chris Playter (09)	11		Jim Nichols (65)	.438		Rich Clarkston (85)	.535	
Doug Burger (17)	10		Terry Repp (81)	.432		Doug Bagby (83)	.509	
Matt Brewer (89, 91)	10		Rick Clarkston (85)	.427		Cal Armstrong (73)	.506	
Bax (84)-Bailey (82)	10		Jason Hart (98)	.416		Mark Garrett (81)	.503	
Brian Mahaffey (87)	9		Steve Meyer (86)	.416		Matt Cepicky (99)	.500	
Brent Seifert (12)-Matheny (15)	8		Mark Garrett (81)	.416		John Knott (92)	.500	
Pratte (91)-Cepicky (99)	8		Brayden Drake (09)	.414		Keith Champion (81)	.495	
Dave (81)-Bartlett (90)	8		Matt Cepicky (99)	.414		Rick Clarkston (84)	.493	

Extra-Base Hits			Total Bases			Slugging Average		
Steve Hacker (95)	55		Steve Hacker (95)	225		Steve Hacker (95)	.957	
Steve Meyer (86)	48		Matt Cepicky (99)	193		Mark Mennemeier (77)	.896	
Jason Hart (98)	43		Jason Hart (98)	191		Matt Cepicky (99)	.869	
Spencer Johnson (16)	41		Steve Meyer (86)	173		Jason Hart (98)	.864	
Matt Cepicky (99)	40		Jason Hart (97)	168		Steve Meyer (86)	.859	
Jeremy Eierman (17)	39		Dave Slemmer (95)	165		Bob Blakley (74)	.820	
Lance Burkhardt (96)	38		Jeremy Eierman (17)	164		Jon Hale (99)	.779	
Matt Cepicky (98)	37		Jake Burger (16)	162		Ken Brown (66)	.760	
Jason Hart (97)	37		Jake Burger (17)	160		Jim Nichols (65)	.750	
Dave Slemmer (95)	37		Hale (99)-Cepicky (98)	159		Matt Cepicky (98)	.729	

Walks			Strikeouts			Hit By Pitch		
Dylan Becker (15)	55		Ryan Howard (01)	74		Jeremy Isenhower (02)	23	
Bill Mueller (91)	52		Tony Piazza (02)	69		Ben Carlson (09)	22	
Spencer Johnson (16)	46		Nick Kays (99)	68		Jud Kinkle (04)	20	
Spencer Johnson (15)	46		Jeremy Eierman (16)	67		Matt Brown (18)	19	
John Privitera (18)	45		Tony Piazza (03)	66		Tate Matheny (15)	18	
Spiker Helms (12)	44		Matt Brown (18)	62		Ben Carlson (08)	16	
Brad Kennedy (95)	44		Jeremy Eierman (17)	61		Jeremy Eierman (17)	12	
Burger (17)-Paulsen (15)	43		Hunter Steinmetz (17)	59		Brayden Drake (09)	12	
Helms (11)-Keane (08)	42		Joey Polak (19)	58		John Knott (92)	12	
Fister (90)-Guttin (76)	42		Dant'e Brinkley (03)	58		Nine players tied with	11	

Stolen Bases			Sacrifice Hits			Sacrifice Flies		
Greg Brewer (86)	30		Joey Hawkins (15)	29		Brooks Colvin (03)	9	
Mike Ruble (88)	29		Greg Mathis (02)	19		Greg Mathis (02)	8	
Dant'e Brinkley (02)	25		Eric Cheray (12)	14		Dylan Becker (15)	7	
John Wahlig (87)	25		Joey Hawkins (13)	13		Justin Paulsen (15)	7	
Aaron Conway (10)	24		John Knott (92)	12		Brent Bartlett (90)	7	
Dant'e Brinkley (03)	24		Toby Gardenhire (04)	11		Evan Pratte (90)	7	
Bill Mueller (92)	23		Travis McComack (13)	10		Spencer Johnson (16)	6	
Larry Doss (86)	22		Kevin Medrano (09)	10		Medrano (11)-Voit (12)	6	
Jeremy Eierman (18)	20		Ben Woodbury (08)	9		Piazza (02)-McComack (11)	6	
Matt Lawson (06)	20		Kneeshaw (96)-Marcum (02)	9		Colvin (02)-Isenhower (02)	6	
Bill Goedde (86)	20		Kasper (75)-Royle (78)	9		Bartlett (89)-Collier (99)	6	
						Winston (75)-Kelly (88)	6	

### Pitching

Games			Games Started		
Jake Fromson (17)	37		Doug Still (17)	17	
Sam Perez (16)	36		Matt Hall (15)	17	
<b>Connor Sechler (18)</b>	<b>32</b>		Cody Schumacher (12)	17	
Zach Merciez (15)	31		Dylan Coleman (18)	16	
Bryan Young (15)	30		Dylan Coleman (17)	16	
Sam Perez (15)	27		Jordan Knutson (16)	16	
Tyler Burgess (12)-Young (15)	26		Nick Petree (12)	16	
Scott Geitz (95)	26		Chad Mulholland (03)	16	
Five tied with	25		Brad Ziegler (03)	16	
			<b>Nine tied with</b>	<b>15</b>	

Complete Games			Innings Pitched		
Brian Wisser (86)	10		Matt Hall (15)	125.0	
Stacey Burkley (86)	8		Chad Mulholland (03)	119.2	
Kirby Cannon (79)	8		Nick Petree (12)	115.1	
Dick Jones (71)	8		Derek Drage (04)	112.1	
Mark Lopinot (70)	8		Brad Ziegler (03)	106.2	
Ken Watkins (69)	8		Tim Clubb (08)	103.2	
Jim Gibbs (86, 87)	7		Doug Still (17)	103.0	
Tom Fulkerson (84)	7		Jon Harris (15)	103.0	
Rick Brandell (82)	7		Dylan Coleman (18)	102.2	
Newell (66)-Watkins (70)	7		Brian Wisser (86)	102.2	

Hits Allowed			Runs Allowed		
Brad Ziegler (03)	115		Jarrold Mays (96)	71	
Jarrold Mays (96)	113		Jim Gibbs (87)	71	
Pat Doyle (10)	112		Tim Clubb (09)	70	
Derek Drage (04)	107		Scott Geitz (98)	70	
Paul Crain (91)	107		Pat Doyle (10)	66	
Brian Wisser (86)	104		Mike Kickham (10)	66	
Mike Kickham (10)	101		Bryan Buschhorn (97)	64	
Chad Mulholland (03)	101		Mike Whitley (93)	64	
Blake Barber (11)	100		Brett Sinkbeil (05)	63	
Jim Gibbs (87)	100		Brad Ziegler (03)	60	

Earned Runs Allowed			Earned Run Average		
Scott Geitz (98)	63		Dick Jones (71)	0.59	
Jarrold Mays (96)	58		Nick Petree (12)	1.01	
Mike Whitley (93)	58		Ken Watkins (69)	1.60	
Mike Kickham (10)	56		Craig Sands (90)	1.60	
Bryan Buschhorn (97)	54		Nick Petree (13)	1.61	
Dylan Coleman (17)	53		David Oatman (74)	1.69	
Jim Gibbs (87)	51		Wes Rhea (64)	1.70	
Tim Clubb (09)	50		Jan Schmidt (72)	1.80	
Brad Ziegler (03)	50		Dale Bowling (89)	1.88	
Paul Crain (91)	48		Mike Hill (76)	1.97	

Walks			Strikeouts		
Dirk Lindauer (91)	75		Matt Hall (15)	171	
Mike Whitley (93)	68		Dylan Coleman (18)	129	
Dylan Coleman (18)	59		Pierce Johnson (12)	119	
Barb Evans (92)	58		Chad Mulholland (03)	117	
John Hardin (00)	54		Jon Harris (15)	116	
Bryan Buschhorn (97)	52		Nick Petree (12)	114	
John Hardin (99)	52		Sam Perez (16)	112	
Mike Whitley (92)	52		Nick Petree (13)	111	
Mike Godfrey (86)	51		Ross Detwiler (07)	110	
Dylan Coleman (17)	50		Jarrold Mays (95)	107	

Victories			Losses		
Matt Hall (15)	12		Pat Doyle (10)	9	
Brad Ziegler (03)	12		Mike Kickham (10)	9	
Clubb (08)-Baumann (09)	11		Brett Sinkbeil (05)	9	
Dylain Coleman (18)	10		Derek Drage (04)	7	
Petree (12)-Mulholland (03)	10		Brad Ziegler (00)	7	
Mays (95)-Wisser (86)	10		Jarrold Mays (96)	7	
Petree (11)-Perez (15)	9		Jim Freie (84)	7	
Garola (97)-Ziegler (01)	9		Gary Wilson (64)	7	
Gibbs (87)-Lindauer (91)	9		<b>Seven players tied with</b>	<b>6</b>	
Watkins (69)-Anderson (80)	9				

Winning Percentage			Shutouts		
Sam Perez (16)	1.000		Paul Marsala (04)	3	
Bryan Young (15)	1.000		Craig Sands (90)	3	
Tim Clubb (08)	1.000		Greg Reed (88)	3	
Chann Whiteside (90)	1.000		Steve Dunn (79)	3	
Danny Harwell (83)	1.000		Ken Watkins (69)	3	
Kirby Cannon (80)	1.000		12 players tied with	2	
Jody Payne (78)	1.000				
Ken Watkins (69)	1.000				
Buddy Baumann (09)	.917				
Jarrold Mays (95)	.909				
Sam Perez (15)	.900				
Steve Anderson (80)	.900				

### Fielding

Putouts		
Justin Paulsen (15)	545	
Jason Hart (97)	543	
Justin Paulsen (17)	536	
Jason Hart (96)	531	
Justin Paulsen (16)	507	
Ryan Howard (00)	504	
Tim Rafferty (06)	503	
Tony Piazza (03)	500	
Luke Voit (12)	499	
Steve Hacker (95)	497	

Assists		
Joey Hawkins (15)	192	
Joey Hawkins (14)	185	
Evan Pratte (91)	184	
Pat Kelly (88)	179	
Jeremy Eierman (17)	178	
Dan Firiti (00)	178	
Brad Kennedy (96)	175	
Chris Curry (97)	170	
Travis McComack (13)	168	
Dan Firiti (99)	166	

Errors		
Brooks Colvin (01)	30	
Dan Firiti (99)	27	
Mike Collier (00)	24	
Dan Firiti (00)	24	
Lance Burkhardt (96)	24	
Matt Gardner (01)	23	
Brad Kennedy (96)	23	
Rick Clarkston (84)	22	
Five players tied with	21	

Total Chances		
Jason Hart (97)	601	
Justin Paulsen (17)	579	
Jason Hart (96)	578	
Justin Paulsen (15)	572	
Luke Voit (12)	561	
Ben Margalski (01)	557	
Tony Piazza (02)	553	
Ryan Howard (00)	553	
Justin Paulsen (16)	550	
Tony Piazza (03)	547	

Double Plays		
Ryan Howard (99)	60	
Steve Meyer (86)	58	
Jason Hart (97)	53	
Jim Calhoun (90)	52	
Dan Firiti (99)	51	
Ryan Howard (00)	48	
Jason Hart (98)	48	
Steve Hacker (95)	48	
Matt Lawson (07)	47	
Two players tied with	46	

Fielding Average		
------------------	--	--



# MISSOURI STATE BASEBALL

Game 40 | MISSOURI STATE BEARS (13-26) at MISSOURI TIGERS (26-15-1) | April 23 | 6:02 p.m. (CDT) | Columbia, Mo. | Taylor Stadium (3,031) | KBFL 106.0 AM/96.9 FM | SEC Network

## MISSOURI STATE CAREER RECORDS

### Hitting

Games		At Bats		Runs	
Matt Gardner (99-02)	236	Matt Gardner (99-02)	972	Matt Gardner (99-02)	243
Greg Mathis (00-03)	232	Kevin Medrano (09-12)	895	Bill Mueller (90-93)	234
Chris Curry (95-98)	227	Greg Mathis (00-03)	873	Micah Holst (96-99)	217
Brooks Colvin (01-04)	224	Micah Holst (96-99)	865	Dant'e Brinkley (00-03)	188
Micah Holst (96-99)	223	Chris Curry (95-98)	843	Chris Curry (95-98)	188
Evan Pratte (88-91)	220	Brayden Drake (06-09)	817	Jason Hart (96-98)	183
Kevin Medrano (09-12)	217	Dant'e Brinkley (00-03)	813	Mark Garrett (79-82)	180
Dylan Becker (12-15)	216	Brooks Colvin (01-04)	806	Evan Pratte (88-91)	176
Bill Mueller (90-93)	216	Luke Voit (10-13)	776	Kevin Medrano (09-12)	170
Dant'e Brinkley (00-03)	215	Evan Pratte (88-91)	773	Matt Cepicky (97-99)	170
Hits		Singles		Doubles	
Matt Gardner (99-02)	316	Kevin Medrano (09-12)	241	Brayden Drake (06-09)	67
Kevin Medrano (09-12)	310	Bill Mueller (90-93)	222	Matt Gardner (99-02)	62
Bill Mueller (90-93)	289	Matt Gardner (99-02)	213	Chad Lakin (90-93)	59
Micah Holst (96-99)	284	Micah Holst (96-99)	200	Chris Curry (95-98)	57
Dant'e Brinkley (00-03)	279	Dant'e Brinkley (00-03)	190	Kevin Medrano (09-12)	54
Brayden Drake (06-09)	268	Evan Pratte (88-91)	190	Dant'e Brinkley (00-03)	54
Chris Curry (95-98)	266	Brooks Colvin (01-04)	188	John Hardin (96-00)	52
Jason Hart (96-98)	263	Greg Mathis (00-03)	179	Steve Hacker (93-95)	50
Greg Mathis (00-03)	262	Chris Curry (95-98)	168	Spencer Johnson (13-16)	49
Evan Pratte (88-91)	259	Brayden Drake (06-09)	167	Brian Mahaffey (85-88)	49
Triples		Home Runs		Runs Batted-In	
Mark Garrett (79-82)	20	Jason Hart (96-98)	63	Jason Hart (96-98)	203
Dant'e Brinkley (00-03)	19	Nick Kays (97-00)	60	Nick Kays (97-00)	192
Aaron Conway (08-11)	16	Steve Hacker (93-95)	59	Steve Hacker (93-95)	184
Evan Pratte (88-91)	15	Matt Cepicky (97-99)	51	Ryan Howard (99-01)	183
Greg Mathis (00-03)	13	Ryan Howard (99-01)	50	Matt Cepicky (97-99)	183
Micah Holst (96-99)	13	Jake Burger (15-17)	47	Matt Gardner (99-02)	182
Jeremy Isenhower (01-02)	12	Jeremy Eierman (16-18)	42	Jake Burger (15-17)	179
Bill Mueller (90-93)	12	Brian Mahaffey (85-88)	42	Brayden Drake (06-09)	176
J.D. Warner (82-83)	12	Ben Carlson (07-09)	38	Micah Holst (96-99)	175
Blakley (74-77)-Snider (76-79)	12	Chris Curry (95-98)	37	Brian Mahaffey (85-88)	175
Game-Winning RBI		Batting Average		On-Base Percentage	
Steve Hacker (93-95)	23	J.D. Warner (82-83)	.426	Rick Clarkston (83-84)	.493
Matt Brewer (89-91)	22	Danny Iseminger (83-84)	.406	Danny Iseminger (83-84)	.492
Matt Gardner (99-02)	19	Rick Clarkston (84-85)	.405	Jeff Kaiser (87-88)	.489
Luke Voit (10-13)	18	Jeff Kaiser (87-88)	.402	Corby Fister (89-90)	.483
Matt Cepicky (97-99)	18	Rick Hardesty (82-83)	.384	Bill Mueller (90-93)	.481
Evan Pratte (88-91)	18	Larry Doss (86-87)	.380	J.D. Warner (82-83)	.469
Jake Burger (15-17)	17	Matt Cepicky (97-99)	.378	Dave Herbert (80-83)	.467
Chris Playter (05-09)	17	Jason Hart (96-98)	.377	Larry Goessling (77-78)	.466
Jason Hart (96-98)	17	Larry Goessling (77-78)	.377	Doug Bagby (72-73)	.462
Brian Mahaffey (85-88)	17	Bill Mueller (90-93)	.376	Terry Burke (79-80)	.460
Extra-Base Hits		Total Bases		Slugging Average	
Jason Hart (96-98)	116	Jason Hart (96-98)	506	Jason Hart (96-98)	.725
Steve Hacker (93-95)	110	Matt Gardner (99-02)	496	Steve Hacker (93-95)	.708
Matt Gardner (99-02)	103	Steve Hacker (93-95)	466	Matt Cepicky (97-99)	.706
Nick Kays (97-00)	102	Nick Kays (97-00)	460	Brian Mahaffey (85-87)	.688
Brayden Drake (06-09)	101	Micah Holst (96-99)	447	Ryan Howard (99-01)	.662
Jake Burger (15-17)	100	Matt Cepicky (97-99)	444	Mark Menneheimer (77-78)	.662
Chris Curry (95-98)	98	Chris Curry (95-98)	442	Larry Goessling (77-78)	.660
Matt Cepicky (97-99)	97	Jake Burger (15-17)	440	Lance Burkhardt (96-97)	.655
Jeremy Eierman (16-18)	95	Brayden Drake (06-09)	431	Bob Blakley (74-77)	.653
Brian Mahaffey (85-88)	95	Dant'e Brinkley (00-03)	419	Brad Kennedy (95-96)	.647
Walks		Strikeouts		Hit By Pitch	
Bill Mueller (90-93)	154	Nick Kays (97-00)	207	Ben Carlson (07-09)	41
Spencer Johnson (13-16)	133	Spencer Johnson (13-16)	179	Matt Gardner (99-02)	33
Eric Cheray (12-15)	129	Ryan Howard (99-01)	176	Micah Holst (96-99)	33
Dylan Becker (12-15)	124	Greg Mathis (00-03)	176	Aaron Conway (08-11)	31
Justin Paulsen (15-17)	118	Jeremy Eierman (16-18)	175	Jeremy Isenhower (01-02)	30
Travis McComack (09-13)	116	Dant'e Brinkley (00-03)	172	Tate Matheny (13-15)	29
Hunter Steinmetz (16-18)	115	Matt Gardner (99-02)	156	Brayden Drake (06-09)	28
J.J. Scerba (92-96)	104	Aaron Conway (08-11)	150	Matt Brown (17-18)	25
Nolan Keane (05-08)	102	Jeff Sauer (92-95)	145	Burger (15-17)-Kneeshaw (92-96)	24
Chris Curry (95-98)	98	Travis McComack (09-13)	142	J.J. Scerba (92-96)	24
Stolen Bases		Sacrifice Hits		Sacrifice Flies	
Dant'e Brinkley (00-03)	69	Joey Hawkins (12-15)	62	Brooks Colvin (01-04)	17
Aaron Conway (08-11)	69	Kevin Medrano (09-12)	28	Greg Mathis (00-03)	16
Bill Mueller (90-93)	65	Eric Cheray (12-15)	25	Justin Paulsen (15-17)	15
Mark Garrett (79-82)	54	Travis McComack (09-13)	20	Evan Pratte (88-91)	14
Micah Holst (96-99)	52	Brooks Colvin (01-04)	20	Luke Voit (10-13)	13
Mike Ruble (84-88)	52	Dan Kneeshaw (92-96)	19	Dant'e Brinkley (00-03)	13
Bobby Barron (77-80)	49	Bill Mueller (90-93)	18	Brent Bartlett (89-90)	13
Jeremy Eierman (16-18)	44	Evan Pratte (88-91)	18	Matt Gardner (99-02)	12
Jeff Sauer (92-94)	44	Aaron Conway (08-11)	17	John Knott (92)	12
Greg Mathis (00-03)	43	Mike Royle (77-80)	17		

**Statistical Minimums:** Batting Average, Slugging Average and On Base Percentage based on minimum of 150 at bats in career; Fielding Average based on minimum of 150 total chances; Earned Run Average based on a minimum of 75.0 IP; Winning Percentage based on a minimum of 10 victories.

### Pitching

Games		Games Started	
Bryan Young (14-17)	88	Brad Ziegler (00-03)	49
Scott Geitz (95-98)	87	Jordan Knutson (14-17)	46
Zach Merciez (12-15)	84	John Hardin (96-00)	46
Grant Gordon (10-13)	82	Dylan Coleman (16-18)	46
Sam Perez (13-16)	80	Aaron Meade (08-10)	41
Jake Fromson (16-18)	79	Nick Petree (11-13)	41
Pat Doyle (07-10)	73	Brett Sinkbeil (04-06)	40
Chris Krawczyk (03-06)	70	Jon Harris (13-15)	39
Jordan Knutson (14-17)	68	Jeff Gray (01-04)	39
Brad Ziegler (00-03)	66	Kirby Cannon (77-80)	39
Complete Games		Innings Pitched	
Brad Ziegler (00-03)	18	Brad Ziegler (00-03)	365.0
Ken Watkins (67-70)	18	Nick Petree (11-13)	311.2
Kirby Cannon (77-80)	16	Jordan Knutson (14-17)	281.0
Dale Banning (85-89)	15	Jeff Gray (01-04)	279.2
Wade Palmer (73-76)	15	Tim Clubb (07-09)	278.0
Gary Wilson (64-67)	15	Dylan Coleman (16-18)	274.1
Jim Gibbs (85-87)	14	John Hardin (96-00)	266.0
Mark Lopinot (70-71)	14	Jon Harris (13-15)	259.1
Dick Jones (69-72)	14	Scott Geitz (95-98)	258.2
Wisser (85-86)-Crain (89-91)	13	Matt Hall (13-15)	244.0
Hits Allowed		Runs Allowed	
Brad Ziegler (00-03)	371	John Hardin (96-00)	207
Jeff Gray (01-04)	297	Brad Ziegler (00-03)	205
Jordan Knutson (14-17)	289	Bryan Buschhorn (96-99)	184
Scott Geitz (95-98)	281	Scott Geitz (95-98)	183
Tim Clubb (07-09)	277	Jeff Gray (01-04)	175
John Hardin (96-00)	276	Pat Doyle (07-10)	157
Jarrod Mays (94-96)	266	Ben Walker (94-98)	154
Bryan Buschhorn (96-99)	259	Mike Whitley (92-95)	154
Nick Petree (11-13)	250	Jordan Knutson (14-17)	153
Pat Doyle (07-10)	243	Tim Clubb (07-09)	150
Earned Runs Allowed		Earned Run Average	
John Hardin (96-00)	169	Dick Jones (69-72)	1.55
Bryan Buschhorn (96-99)	154	Bryan Young (14-17)	1.69
Scott Geitz (95-98)	148	Nick Petree (11-13)	1.76
Brad Ziegler (00-03)	147	David Oatman (72-74)	1.91
Dylan Coleman (16-18)	136	Mike Hill (75-76)	2.49
Jordan Knutson (14-17)	136	John Rheinecker (00-01)	2.50
Jeff Gray (01-04)	133	Ken Watkins (67-70)	2.51
Mike Whitley (92-95)	128	Tyler Burgess (12-14)	2.65
Dustin Tignor (96-00)	122	Matt Hall (13-15)	2.66
Jarrod Mays (94-96)	121	Doug Still (17)	2.88
Walks		Strikeouts	
Mike Whitley (92-95)	206	Brad Ziegler (00-03)	330
John Hardin (96-00)	191	Dylan Coleman (16-18)	317
Dylan Coleman (16-18)	158	Nick Petree (11-13)	306
Dave Dickensheet (79-82)	139	Matt Hall (13-15)	275
Steve Anderson (78-81)	128	Brett Sinkbeil (04-06)	256
Scott Geitz (95-98)	125	Jordan Knutson (14-17)	247
Bryan Buschhorn (96-99)	121	Jarrod Mays (94-96)	247
Darren Garrison (86-89)	119	Ross Detwiler (05-07)	244
Kirby Cannon (77-80)	115	Jon Harris (13-15)	243
Dirk Lindauer (90-91)	113	Pierce Johnson (10-12)	227
Victories		Losses	
Brad Ziegler (00-03)	32	Pat Doyle (07-10)	16
Nick Petree (11-13)	27	Dustin Tignor (96-00)	16
Kirby Cannon (77-80)	25	Gary Wilson (64-67)	16
Dylan Coleman (16-18)	24	Grant Gordon (10-13)	14
Gray (01-04)-Dickensheet (79-82)	23	Brett Sinkbeil (04-06)	14
Knutson (14-17)-Clubb (07-09)	21	Brad Ziegler (00-03)	14
Geitz (95-98)-Watkins (67-70)	21	John Hardin (96-00)	14
Sam Perez (13-16)	20	Pierce Johnson (10-12)	13
Garrison (86-89)-Mays (94-96)	20	Jeff Gray (01-04)	13
Palmer (73-76)-Anderson (78-81)	20	Whitley (92-95)-Mays (94-96)	13
Winning Percentage		Shutouts	
Sam Perez (13-16)	.909	Ken Watkins (67-70)	5
Greg Reed (87-88)	.909	Brett Sinkbeil (04-06)	3
Darren Garrison (86-88)	.870	Brad Ziegler (00-03)	3
Mike Hill (75-76)	.846	Paul Marsala (03-04)	3
Ken Watkins (67-70)	.840	Craig Sands (90-91)	3
Paul Crain (89-90)	.813	John Rheinecker (00-01)	3
Nick Petree (11-13)	.794	Greg Reed (87-88)	3
Cody Schumacher (12-14)	.789	Dave Dickensheet (79-82)	3
Kirby Cannon (77-80)	.781	Dunn (77-79)-Palmer (73-76)	3
Scott Geitz (95-98)	.778	Hill (75-76)-Lopinot (70-71)	3
Anderson (78-81)-Prince (82-85)	.769	Jones (69-72)-Wilson (64-67)	3
Putouts		Assists	
Justin Paulsen (15-17)	1588	Chris Curry (95-98)	656
Jason Hart (96-98)	1515	Evan Pratte (88-91)	580
Luke Voit (10-13)	1453	Travis McComack (09-13)	576
Ryan Howard (99-01)	1409	Kevin Medrano (09-12)	568
Tim Rafferty (02-06)	1275	Joey Hawkins (12-15)	521
Ron Snider (76-79)	1167	Bill Mueller (90-93)	517
J.J. Scerba (92-96)	1006	Brooks Colvin (01-04)	479
Steve Hacker (93-95)	1001	Eric Cheray (12-15)	473
Tony Piazza (02-03)	979	Matt Gardner (99-02)	472
Ben Margalski (00-01)	847	Jeremy Eierman (16-pr.)	469
Errors		Total Chances	
Brooks Colvin (01-04)	73	Justin Paulsen (15-17)	1703
Matt Gardner (99-02)	67	Jason Hart (96-98)	1645
Brayden Drake (06-09)	65	Luke Voit (10-13)	1637
Chris Curry (95-98)	56	Ryan Howard (99-01)	1546
Mike Royle (77-80)	55	Tim Rafferty (02-06)	1367
Bill Mueller (90-93)	54	Ron Snider (76-79)	1253
Evan Pratte (88-91)	54	Chris Curry (95-98)	1187
Dan Firlit (99-00)	51	J.J. Scerba (92-96)	1155
Billy Bunton (80-83)	51	Tony Piazza (02-03)	1100
Thomas (78-81)-McComack (09-13)	50	Steve Hacker (93-95)	1074
Double Plays		Fielding Average	
Ryan Howard (99-01)	151	Steve Seal (69-70)	.992
Jason Hart (96-98)	147	<b>Ben Whetstone (17-pr.)</b>	<b>.991</b>
Chris Curry (95-98)	141	Tate Matheny (13-15)	.991
Justin Paulsen (15-17)	122	Kyle Paul (07-08)	.991
Evan Pratte (88-91)	121	Doug Bagby (72-73)	.991
Kevin Medrano (09-12)	113	Piazza (02-03)-Reinsch (82-83)	.990
Travis McComack (09-13)	111	Landan Ruff (15-18)	.990
Matt Gardner (99-02)	107	Hacker (93-95)-Goessling (77-78)	.989
Tim Rafferty (02-06)	105	Fultz (14-16)-Castro (15-16)	.988
Ron Snider (76-79)	95	Ron Snider (76-79)	.988
Saves		Saves	
Bryan Young (14-17)	35	Bryan Young (14-17)	35
Shaun Marcum (02-03)	18	Shaun Marcum (02-03)	18
Matt Frevert (06-08)	15	Matt Frevert (06-08)	15
Tyler Burgess (12-14)	14	Tyler Burgess (12-14)	14
Bob Zimmermann (01-03)	13	Bob Zimmermann (01-03)	13
Grant Gordon (10-13)	12	Grant Gordon (10-13)	12
<b>Connor Sechler (18-pr.)</b>	<b>11</b>	<b>Connor Sechler (18-pr.)</b>	<b>11</b>
Dan Kickham (11)	11	Dan Kickham (11)	11
Chris Krawczyk (03-06)	11	Chris Krawczyk (03-06)	11
Matt Gilmer (94-97)	11	Matt Gilmer (94-97)	11
Tony Floyd (87-88)	9	Tony Floyd (87-88)	9
Dave Dickensheet (79-82)	9	Dave Dickensheet (79-82)	9



# MISSOURI STATE BASEBALL

Game 40 | MISSOURI STATE BEARS (13-26) at MISSOURI TIGERS (26-15-1) | April 23 | 6:02 p.m. (CDT) | Columbia, Mo. | Taylor Stadium (3,031) | KBFL 1060 AM/96.9 FM | SEC Network

## THE LAST TIME...

### A Missouri State Hitter Had...

Eight at-bats in a game	Adam Pummill vs. UNC Greensboro, 2/25/06
Three at-bats in an inning	Ryan Howard, Nick Kays (both 3-for-3) vs. Evangel, 4/21/99
Four hits in a game	Jack Duffy vs. New Orleans, 4/20/19
Five+ hits in a game	(5) Jeremy Eierman at Arkansas, 5/17/16
Five+ runs in a game	(5) Jake Burger vs. Western Illinois, 3/16/16
Four runs in a game	Ben Whetstone at Murray State, 4/3/19
Three+ doubles in a game	(3) Justin Paulsen at Evansville, 4/29/17
Two+ triples in a game	(2) John Privitera vs. Missouri, 4/16/19
A pinch hit home run	Anthony Herron at Murray State, 4/3/19
An inside the park home run	Hunter Steinmetz vs. Western Illinois, 3/16/16
A pinch hit grand slam	Javier Ramos vs. Central Arkansas, 2/27/19
Hit for the cycle	Matt Cepicky at Indiana State, 3/29/98
A hit from each side of the plate	Drew Millas at Southeast Missouri, 4/2/19
A 10-15-game hit streak	(13) Ben Whetstone, 4/2/19 to present
A 16-19-game hit streak	(19) Hunter Steinmetz, 3/5/16 to 4/2/16
A 20-24-game hit streak	(20) Aaron Meyer, 3/5/16 to 4/5/16
A 25-29-game hit streak	(29) Kevin Medrano, 3/23/10 to 5/14/10
A 30-game hit streak	(30) Brayden Drake, 4/27/08 to 3/29/09
10+ RBIs in a game	(11) John Knott vs. UNI, 5/2/92
Nine RBIs in a game	Spencer Johnson vs. Kansas, 4/6/16
Eight RBIs in a game	Brian Fuess vs. Bradley, 3/27/99
Seven RBIs in a game	Jeremy Eierman vs. CSUN, 3/25/18
Six RBIs in a game	Blake Graham vs. Wichita State, 4/23/17
Five RBIs in a game	Joey Polak at Southern Illinois, 4/5/19
10+ total bases	(12) Joey Polak at Southern Illinois, 4/5/19
Reached safely six times	Joey Hawkins vs. Indiana State, 3/31/13
Hits in five-straight at-bats	(5) John Privitera, 2/15/19 to 2/16/19
Five walks in a game	Lance Burkhart vs. Nevada, 2/14/97
Four walks in a game	Jack Duffy at Murray State, 4/3/19
Four strikeouts in a game	Dakota Kotowski vs. Missouri, 4/16/19
Five strikeouts in a game	Tyler Ryun at UT Arlington, 2/26/10
Stole home	Jack Duffy vs. Central Arkansas, 2/27/19
Three stolen bases	Logan Geha at Southern Illinois, 4/5/19
Two home runs in a game	Dakota Kotowski at Southern Illinois, 4/5/19
Three home runs in a game	Joey Polak at Southern Illinois, 4/5/19
Home runs in consecutive at-bats	Joey Polak at Southern Illinois, 4/5/19
Homered in three-straight games	Jeremy Eierman, 3/3/17 to 3/5/17
Homered in five-straight games	Brayden Drake, 5/5/09 to 5/14/09
Two hits in an inning	Ben Whetstone vs. Southern Illinois (4th), 5/12/18
Hit by three pitches in a game	Ben Whetstone at Murray State, 4/3/19
Hit by two pitches in a game	Matt Brown at Kansas, 3/27/18
Led off the game with a home run	Hunter Steinmetz at TCU, 6/11/17
A walk-off home run	Jeremy Eierman vs. Oklahoma State, 6/2/17
A walk-off grand slam	Dylan Becker vs. Bradley, 4/20/13
A grand slam by a freshman	Javier Ramos vs. Central Arkansas, 2/27/19
Consecutive multi-HR games	Ryan Howard, 2/23/00 and 2/27/00

### A Missouri State Pitcher Had...

Pitched over 9 innings	(9.1) Clay Murphy vs. DBU, 5/20/14
A complete game (9)	Logan Wiley vs. New Orleans, 4/19/19
A complete game (7)	Dylan Coleman vs. Evansville, 5/23/18
A complete game as a freshman	Forrest Barnes at Southeast Missouri, 4/2/19
Consecutive complete games (9)	Pierce Johnson, 3/15/12 and 3/23/12
Three-straight complete games	Paul Marsala (4), 3/27/04 to 4/17/04
Pitched 5.0-6.2 innings of relief	(5.2) Davis Schwab at Southern Illinois, 4/6/19
Pitched 7.0-8.2 innings of relief	(7.1) Sam Perez at Indiana State, 5/27/16
Pitched 9+ innings of relief	(10.0) J.C. Casey at Creighton, 5/27/11
A shutout (9)	Doug Still at New Mexico, 4/15/17
A shutout (7)	Dylan Coleman vs. Evansville, 5/23/18
A combined shutout (9)	Ty Buckner (5.2) and Jake Fromson (3.1) vs. CSUN, 3/24/18
A shutout as a freshman	Tim Clubb at Arkansas State, 3/20/07
Three+ hit batsmen in a game	(3) Logan Thomazin at Arkansas State, 3/10/19
Two+ pickoffs in a game	(2) Tyler McAlister vs. Texas Southern, 2/18/18
10+ strikeouts in a game	(11) Jake Lochner at Southern Illinois, 4/5/19
15+ strikeouts in a game	(15) Matt Hall vs. Wichita State, 5/2/15
Six+ walks in a game	(6) Davis Schwab at Illinois State, 4/13/19
A 15-19 inning scoreless streak	(16.1) Jake Fromson, 2/17/17 to 3/10/17
A 20+ inning scoreless streak	(22.2) Sam Perez, 5/17/16 to 5/28/16
Retired 15+ consecutive batters	(15) Austin Knight vs. Missouri, 4/25/17
Retired 20+ consecutive batters	(20) Forrest Barnes at Southeast Missouri, 4/2/19
A two-hitter	Jordan Knutson (8.0) and Jake Fromson (1.0) vs. DBU, 4/7/17
A one-hitter	Ty Buckner at Bradley, 4/29/18

A combined one-hitter	Dylan Coleman (7.0), Jake Fromson (1.0) and Bryan Young (1.0) vs. Indiana State, 5/13/17
A no-hitter	Mike Whitley (7) vs. Southeast Missouri, 5/4/94
A combined no-hitter	Scott Buchheit, Darrell Maus, Matt Brewer, Terry Menown vs. Lincoln, 3/14/89

### Missouri State...

Scored 30+ runs	(30) vs. Evangel, 4/21/99
Scored 25-29 runs	(25) vs. Southwest Baptist, 4/4/00
Scored 20-24 runs	(21) at Indiana State, 5/4/08
Scored 15-19 runs	(15) vs. Central Arkansas, 2/27/19
Scored 10+ runs in an inning	(10) 5th vs. Bradley, 4/11/17
Scored 9 runs in an inning	4th at Arkansas State, 4/15/09
Scored 8 runs in an inning	2nd at Oral Roberts, 3/13/19
Scored 7 runs in an inning	2nd vs. New Orleans, 4/20/19
Had 30+ hits	(32) vs. Evangel, 4/21/99
Had 25-29 hits	(26) vs. Indiana State, 5/14/98
Had 20-24 hits	(22) vs. Bradley, 5/24/12
Had six+ doubles	(6) at Evansville, 4/10/10
Had four+ triples	(4) vs. Illinois State, 5/20/16
Stole six+ bases	(6) vs. Indiana State, 5/12/17
Stole four bases in an inning	4th vs. Evansville, 4/8/18
Was hit by six+ pitches	(7) vs. DBU, 2/25/11
Drew three consecutive HBP	vs. DBU, 2/25/11
Had four+ sacrifice bunts	(5) at Southern Illinois, 5/10/15
Did not strike out	at Kansas State, 3/14/15
Hit into a triple play	vs. Indiana State, 5/15/09
Hit seven+ home runs	(7) vs. Middle Tennessee, 3/15/02
Hit six home runs	vs. Oral Roberts, 4/4/10
Hit five home runs	at Southern Illinois, 4/5/19
Hit four home runs	at Murray State, 4/3/19
Hit two grand slams in a game	vs. Arkansas State, 3/22/16
Walked 10+ times	(12) at Murray State, 4/3/19
Was shut out	vs. Indiana State, 3/31/19
Was shut out at home	vs. Indiana State, 3/31/19
Was shut out in consecutive games	at Texas State (0-10), 2/17/19; vs. Cal State Fullerton (0-7), 2/22/19
Shut out back-to-back opponents	at Arkansas State, 3/1/17; vs. Central Arkansas, 3/3/17
Struck out 10+ batters	(12) at Southern Illinois, 4/5/19
Struck out 10+ times	(14) vs. Missouri, 4/16/19
Was held to two or fewer hits	(2) at Arkansas State, 3/8/19
Hit back-to-back home runs	Dakota Kotowski, Joey Polak (twice) at Southern Illinois, 4/5/19
Hit three-straight home runs	Dan Firlit, Ryan Howard, Mike Collier vs. Arkansas Tech, 2/23/00
Turned four+ double plays	(4) vs. New Orleans, 4/18/19
Committed six+ errors	(7) at UCSB, 3/24/19
Swept a doubleheader	vs. Illinois State, 4/21/18
Lost both games of a doubleheader	at Arkansas State, 3/10/19

### A Missouri State Opponent...

Scored 25+ runs	(25) Rice, 5/25/97
Scored 20-24 runs	(20) New Orleans, 4/20/19
Scored 15-19 runs	(16) Arkansas State, 3/10/19
Threw a complete-game one-hitter	Chris Razo, Illinois State, 4/5/13
Threw a complete-game no-hitter	Vince Serafini, Evansville, 5/13/00
Hit three home runs	Dylan Brown, Oklahoma State, 3/11/08
Hit two home runs	Trevor Boone, Oklahoma State, 3/12/19
Hit back-to-back home runs	Thomas Rowan and Armani Smith, UCSB, 3/22/19
Hit a leadoff home run	Matt Hoeg, Iowa, 3/14/18
Hit a walk-off home run	Steffan Guest, UT Arlington, 2/27/10
Hit a grand slam	Clayton Peterson, Missouri, 4/16/19
Had four hits in a game	Benjamin Sems, Kansas, 4/9/19
Had five+ hits in a game	(5) Jared Mang, New Mexico, 4/13/17
Had five RBIs	Trevor Boone, Oklahoma State, 3/12/19
Had six+ RBIs	(6) Jaxx Groshans, vs. Kansas, 3/27/19
Had four+ stolen bases in a game	(4) Michael Faulkner, Arkansas State, 4/4/12
Scored 10+ runs in an inning	(12) New Orleans (5th), 4/20/19
Scored nine runs in an inning	Georgia Tech (4th), 2/20/10
Scored eight runs in an inning	Northern Illinois (9th), 2/21/14
Scored seven runs in an inning	Arkansas State (7th), 3/10/19
Had 25-29 hits	(25) Rice, 5/25/97
Had 20-24 hits	(23) Nebraska, 2/20/11
Threw a complete game	(7.0) Tyler Whitbread, Indiana State, 3/31/19
Struck out 10+ batters	(12) Brent Headrick, Illinois State, 4/12/19

# MISSOURI STATE BASEBALL

Game 40 | MISSOURI STATE BEARS (13-26) at MISSOURI TIGERS (26-15-1) | April 23 | 6:02 p.m. (CDT) | Columbia, Mo. | Taylor Stadium (3,031) | KBFL 106.0 AM/96.9 FM | SEC Network



## KEITH GUTTIN

### Head Coach

37th Season  
Alma mater: UMSL (1978)

One of the most successful baseball coaches in Missouri Valley Conference history, **Keith Guttin** began his MSU head coaching career in 1983, and has spent the past 36 seasons building the Bears into one of the top programs in the country. Under Guttin, the Bears have won 61 percent of their games, averaging 35 victories a year and racking up 12 different 40-win seasons.

Guttin, who entered the 2019 season fifth among active Division I head coaches in career victories, has been a part of the MSU baseball program as a player, assistant coach and head coach for 42 of the program's 56 years. He took the helm of Bears baseball at the start of the 1983 season, coinciding with the move of Missouri State athletics to Division I status. He inherited the reins of the program from its only previous head baseball coach, former Missouri State Director of Athletics Bill Rowe. Guttin ultimately helped stretch MSU's string of consecutive winning seasons to 32 in a row, easily the longest of any Missouri State athletics team. His 1,272 career wins are the most recorded by any head coach in the 111-year history of Missouri State athletics, and the Bears have finished in the top half of the conference race in all but four of his 36 seasons.

During Guttin's tenure, 125 Bears have signed professional contracts, including six first-round draft picks and 18 players who have advanced to the Major Leagues. Additionally, MSU has won 20 combined conference regular-season and tournament championships and made 11 NCAA Division I Tournament appearances, including 10 in the last 23 years.

In 2003, Guttin led the Bears to the NCAA Division I College World Series for the first time in school history, marking the only trip to Omaha by a Division I team from the state of Missouri since 1965. He has been a conference coach of the year 11 times and was selected as the American Baseball Coaches Association Division I Midwest Region Coach of the Year in both 1997 and 2003.

Guttin's pupils have produced results off the diamond as well. Missouri State baseball players have been recognized on the Valley's all-academic team 65 times since the inception of the honor in 1992. Additionally, seven Bears have garnered academic All-America honors on 12 different occasions under Guttin, including three-time selection Brian Mahaffey.

Missouri State is coming off both its third NCAA Regional appearance and MVC regular-season title in the last four seasons. In 2017, the Bears won their first 18 Valley games en route to the title, then captured their third overall NCAA Regional crown by knocking off Arkansas in the deciding game of the Fayetteville Regional. MSU saw its storybook season come to an end at the Fort Worth Super Regional, as TCU secured a fourth straight trip to Omaha with a two-game sweep of Guttin's Bears. Consensus All-America picks Jake Burger and Jeremy Eierman led a potent Bears lineup that paved the way to a 43-20 campaign, while Valley pitcher of the year Jake Fromson led a star-studded pitching staff and garnered All-America recognition of his own.

The 2015 season will go down as one of the more memorable campaigns for Guttin, who was inducted into both the Missouri Sports Hall of Fame and Springfield Area Sports Hall of Fame during the year. He also surpassed the 1,100 career victory mark early in MSU's record-setting season en route to earning his fifth MVC Coach of the Year nod. Under Guttin's guidance, the 2015 Bears set a program record with 49 victories and were ranked as high as No. 6 (*Baseball America*) in the nation while capturing the Valley's regular-season and postseason tournament titles. MSU went on to earn its ninth NCAA Division I postseason berth, sweeping the Springfield Regional at Hammons Field to advance to its second Super Regional appearance, where the Bears came up just one win shy of punching their ticket to the College World Series.

In 2001, Guttin led the Bears to their first-ever MVC regular-season championship and, in the process, dethroned perennial league powerhouse Wichita State. The Shockers had previously won outright or shared the Valley regular season crown in the previous 14 years, but the Bears posted a 22-10 record in 2001 and beat WSU by one game in the final league standings.

While the accomplishments of Guttin's teams on the field speak volumes about the success of his program, another dream came true in April 2004 when the Bears opened a sparkling 8,000-seat stadium just four blocks north of the Missouri State campus. The Bears finished the year ninth among NCAA Division I teams in attendance, playing only a portion of their home schedule at Hammons Field.

It was merely a coincidence that the crown jewel of the Missouri State baseball program came one year after the Bears exploded onto the national college baseball radar in the College World Series. But both events show the growth of college baseball in the Ozarks and the amount of community and administrative support the program had received in the last several years. With the continued support of the MSU community, Guttin has led the Bears' efforts in numerous charitable endeavors, including the program's annual Price Cutter Celebrity Golf Classic, proceeds from which have been committed to Champion Athletes of the Ozarks in each of the last 20 years. MSU's popular First Pitch and Reunion Night has also been a positive force for both the Bears and a variety of local charitable organizations. The preseason kickoff event has benefitted entities such as the Miracle League Ball Field, Care to Learn, Boys and Girls Clubs and the Wounded Warrior Project.

The Bears have finished lower than third in the league standings just nine times since Guttin took over. Guttin directed Missouri State to six straight league titles in Mid-Continent play from 1984 through 1989. He has given MSU its first four Valley postseason tournament championships in 1996, 1997, 2015 and 2018. He was voted the MVC Coach of the Year in 1993, 2001, 2003, 2008, 2015, 2017 and 2018 and was selected the American Baseball Coaches Association Division I Midwest Region Coach of the Year in 1997 and 2003.

Guttin had two notable seasons as the Missouri State second baseman, coming from Mineral Area College. He earned MIAA all-conference honorable mention in 1977 as the Bears made their first NCAA Division II tournament appearance in seven years.

A University City native, Guttin finished his undergraduate degree at the University of Missouri-St. Louis in 1978, and earned his master's degree in 1984 at Truman State. He and his wife, Marianne, have three daughters; Lauren, Lindsey and Samantha.

### GUTTIN'S COACHING RECORD

Year	Team	W-L	Pct.	Conf.	Pct.
1983	Missouri State	32-11	.744	---	---
1984	Missouri State	35-22	.614	---	---
1985	Missouri State	24-16	.600	5-3	.625
1986	Missouri State	47-14	.770	11-1	.917
1987	Missouri State	38-14	.731	7-3	.700
1988	Missouri State	41-17	.707	12-0	1.000
1989	Missouri State	41-10	.804	8-2	.800
1990	Missouri State	42-15	.737	11-0	1.000
1991	Missouri State	40-22	.645	14-10	.583
1992	Missouri State	31-23	.574	10-11	.476
1993	Missouri State	32-23	.582	14-6	.700
1994	Missouri State	31-23	.574	13-7	.650
1995	Missouri State	37-21	.638	18-13	.581
1996	Missouri State	32-25	.561	18-11	.621
1997	Missouri State	35-25	.583	16-10	.625
1998	Missouri State	32-21	.604	19-13	.594
1999	Missouri State	38-19	.667	18-11	.621
2000	Missouri State	24-33	.421	15-17	.468
2001	Missouri State	36-22	.621	22-10	.688
2002	Missouri State	43-21	.672	19-13	.594
2003	Missouri State	40-26	.606	19-11	.633
2004	Missouri State	31-28	.525	19-12	.613
2005	Missouri State	26-29	.473	10-14	.417
2006	Missouri State	33-22	.600	15-8	.652
2007	Missouri State	23-34	.404	7-17	.292
2008	Missouri State	40-17	.702	18-6	.750
2009	Missouri State	34-20	.630	17-5	.773
2010	Missouri State	21-34	.382	6-15	.286
2011	Missouri State	33-23	.589	11-9	.550
2012	Missouri State	40-22	.645	13-7	.650
2013	Missouri State	31-23	.574	12-9	.571
2014	Missouri State	26-31	.456	9-12	.429
2015	Missouri State	49-12	.803	18-3	.857
2016	Missouri State	38-21	.644	7-13	.650
2017	Missouri State	43-20	.683	18-1	.947
2018	Missouri State	40-17	.702	18-3	.857
2019	Missouri State	13-26	.333	4-5	.444
Totals		1,272-802	.614	471-377	.555

### GUTTIN'S MILESTONE VICTORIES

Win	Date	Result (Site)
1	3/5/83	MSU 8, Indiana State 2 (Meador Park)
100	3/11/86	MSU 7, Jacksonville 5 (Jacksonville, Fla.)
200	4/16/88	MSU 4, Eastern Illinois 2 (Charleston, Ill.)
300	5/13/90	MSU 9, Eastern Illinois 2 (Chicago, Ill.)
*395	5/1/93	MSU 9, UNI 2 (Meador Park)
400	5/9/93	MSU 7, Wichita State 6 (Meador Park)
500	5/17/96	MSU 8, Wichita State 7 (Wichita, Kan.)
600	4/24/99	MSU 13, UNI 7 (Meador Park)
700	5/4/02	MSU 5, Wichita State 1 (Wichita, Kan.)
800	5/11/05	MSU 15, Kansas 6 (Hammons Field)
900	5/11/08	MSU 7, Middle Tennessee 6 (Hammons Field)
1,000	3/3/12	MSU 3, Northwestern State 2 (Natchitoches, La.)
1,100	3/17/15	MSU 10, Little Rock 3 (Hammons Field)
1,200	4/18/17	MSU 5, Missouri 3 (Columbia, Mo.)
1,250	5/11/18	MSU 5, Southern Illinois 3 (Hammons Field)

\*Surpassed Bill Rowe for the all-time MSU record for coaching victories

### GUTTIN'S CAREER HIGHLIGHTS

Ten regular-season conference titles  
(1986, 1988, 1989, 1990, 2001, 2003, 2009, 2015, 2017, 2018)

Ten conference tournament championships  
(1984, 1985, 1986, 1987, 1988, 1989, 1996, 1997, 2015, 2018)

Eleven NCAA Regional berths  
(1987, 1995, 1996, 1997, 1999, 2002, 2003, 2012, 2015, 2017, 2018)

Three NCAA Super Regional berths  
(2003, 2015, 2017)

2003 College World Series berth

Mentored 29 All-Americans as head coach

Coached 120 professional signees, including 18 Major Leaguers  
-Ryan Howard - 2005 NL Rookie of the Year and 2006 NL MVP  
-Bill Mueller - 2003 AL Batting Champion

Coached 92 first-team all-conference selections, eight league players of the year and seven league pitchers of the year

Six-time Mid-Continent Conference Coach of the Year  
(1984-89)

Seven-time Missouri Valley Conference Coach of the Year  
(1993, 2001, 2003, 2008, 2015, 2017, 2018)

# MISSOURI STATE BASEBALL

Game 40 | MISSOURI STATE BEARS (13-26) at MISSOURI TIGERS (26-15-1) | April 23 | 6:02 p.m. (CDT) | Columbia, Mo. | Taylor Stadium (3,031) | KBFL 1060 AM/96.9 FM | SEC Network

## ALPHABETICAL ROSTER

No.	Player	Yr.	Pos.	B-T	Ht.	Wt.	Hometown (Previous School)
31	Forrest Barnes	Fr.	RHP	R-R	6-0	190	Ozark, Mo. (Ozark HS)
41	Michael Briggs	Jr.	C	R-R	6-2	225	Lee's Summit, Mo. (Archbishop O'Hara HS)
36	Ty Buckner	So.	RHP	R-R	6-1	190	St. Louis, Mo. (Ladue Horton Watkins HS)
29	Peyton Carson	Fr.	LHP	L-L	6-4	195	Topeka, Kan. (Shawnee Heights HS)
7	Collin Clayton	Jr.	OF	R-R	6-1	175	Edwardsville, Ill. (Edwardsville HS/John A. Logan College)
43	Ben Cruikshank	Fr.	LHP	L-L	6-4	165	Belleville, Ill. (Belleville East HS)
23	Jack Duffy	Jr.	OF	L-R	5-10	190	Kansas City, Mo. (Staley HS)
26	Sam Faith	So.	IF	B-R	6-3	205	St. Charles, Ill. (St. Charles North HS)
17	Jordan Fitzpatrick	So.	OF/IF	L-R	6-0	190	Rogersville, Mo. (Logan-Rogersville HS)
4	Logan Geha	Jr.	C	R-R	5-11	190	Lee's Summit, Mo. (Lee's Summit West HS)
40	Zach Gibbs	So.	RHP	R-R	6-1	190	Wentzville, Mo. (Holt HS)
12	Anthony Herron, Jr.	Fr.	IF/OF	R-R	6-2	240	Chicago, Ill. (Mount Carmel HS)
8	Mason Hull	Fr.	IF	R-R	6-0	190	Effingham, Ill. (Effingham HS)
11	Hayden Juenger	Fr.	RHP	R-R	6-0	175	O'Fallon, Ill. (O'Fallon Township HS)
16	Dakota Kotowski	Fr.	OF/1B	R-R	6-5	225	Channahon, Ill. (Providence Catholic HS)
21	Jake Lochner	Sr.	LHP	L-L	6-0	200	Sullivan, Mo. (Sullivan HS)
19	Tyler McAlister	Jr.	RHP	R-R	6-5	195	Waterloo, Ill. (Waterloo HS)
24	Drew Millas	Jr.	C	B-R	6-2	205	Swansea, Ill. (Belleville East HS)
50	Alex Moore	So.	RHP	R-R	6-8	240	Mountain Grove, Mo. (Mountain Grove HS)
25	Joey Polak	So.	IF	R-R	6-3	220	Quincy, Ill. (Quincy Notre Dame HS/Jefferson College)
32	John Privitera	Jr.	IF	L-R	5-8	170	Lee's Summit, Mo. (Lee's Summit West HS)
34	Javier Ramos	Fr.	RHP/IF	R-R	6-6	205	Vian, Okla. (Vian HS)
33	Matt Russell	So.	RHP	R-R	6-2	210	Kansas City, Mo. (Staley HS)
10	Nick Schmidt	Fr.	RHP	R-R	6-4	205	Wentzville, Mo. (Holt HS)
13	Davis Schwab	Sr.	LHP	L-L	6-4	230	Overland Park, Kan. (Blue Valley West HS/Johnson County CC)
14	Connor Sechler	So.	RHP	R-R	6-3	195	Bolivar, Mo. (Bolivar HS)
18	Logan Thomazin	Fr.	RHP	R-R	6-2	200	Walnut Grove, Mo. (Walnut Grove HS)
45	Ben Whetstone	Jr.	IF	L-R	6-6	245	Overland Park, Kan. (Rockhurst HS)
35	Logan Wiley	Jr.	RHP	R-R	6-0	190	Springfield, Mo. (Kickapoo HS/Kansas State University)
27	Nate Witherspoon	Jr.	LHP	L-L	6-4	210	Eureka, Mo. (Eureka HS)
5	Tommy Woods	Fr.	OF/IF	R-R	6-4	235	Florissant, Mo. (McCluer North HS)
1	Brooks Zimmerman	Sr.	OF	R-R	6-2	210	Stillwater, Okla. (Stillwater HS/Cowley Co. CC)

**Head Coach:** (2) Keith Guttin

**Assistant Coaches:** (28) Paul Evans, (3) Matt Lawson

**Volunteer Assistant Coach:** (44) Corey Hassel

**Director of Player Development:** Joe Lincoln

**Graduate Managers:** Matt Fultz, Aaron Meyer, Nick Petree

**Student Manager:** Brady Theisen

**Athletic Trainer:** Jim Penkalski

## ROSTER BREAKDOWN

**Seniors (3):** Jake Lochner, Davis Schwab, Brooks Zimmerman.

**Juniors (10):** Michael Briggs, Collin Clayton, Jack Duffy, Logan Geha, Tyler McAlister, Drew Millas, John Privitera, Ben Whetstone, Logan Wiley, Nate Witherspoon.

**Sophomores (8):** Ty Buckner, Sam Faith, Jordan Fitzpatrick, Zach Gibbs, Alex Moore, Joey Polak, Matt Russell, Connor Sechler.

**Freshmen (11):** Forrest Barnes, Peyton Carson, Ben Cruikshank, Anthony Herron, Jr., Mason Hull, Hayden Juenger, Dakota Kotowski, Javier Ramos, Nick Schmidt, Logan Thomazin, Tommy Woods.

**Infielders (8):** Sam Faith, Jordan Fitzpatrick, Anthony Herron, Jr., Mason Hull, Joey Polak, John Privitera, Javier Ramos, Ben Whetstone.

**Outfielders (5):** Collin Clayton, Jack Duffy, Dakota Kotowski, Tommy Woods, Brooks Zimmerman.

**Catchers (3):** Michael Briggs, Logan Geha, Drew Millas.

**Pitchers (17):** Forrest Barnes, Ty Buckner, Peyton Carson, Ben Cruikshank, Zach Gibbs, Hayden Juenger, Jake Lochner, Tyler McAlister, Alex Moore, Javier Ramos, Matt Russell, Nick Schmidt, Davis Schwab, Connor Sechler, Logan Thomazin, Logan Wiley, Nate Witherspoon.

## NUMERICAL ROSTER

No.	Player	Pos.
1	Brooks Zimmerman	OF
4	Logan Geha	C
5	Tommy Woods	OF/IF
7	Collin Clayton	OF
8	Mason Hull	IF
10	Nick Schmidt	RHP
11	Hayden Juenger	RHP
12	Anthony Herron, Jr.	IF/OF
13	Davis Schwab	LHP
14	Connor Sechler	RHP
16	Dakota Kotowski	OF/1B
17	Jordan Fitzpatrick	OF/IF
18	Logan Thomazin	RHP
19	Tyler McAlister	RHP
21	Jake Lochner	LHP
23	Jack Duffy	OF
24	Drew Millas	C
25	Joey Polak	IF
26	Sam Faith	IF
27	Nate Witherspoon	LHP
29	Peyton Carson	LHP
31	Forrest Barnes	RHP
32	John Privitera	IF
33	Matt Russell	RHP
34	Javier Ramos	RHP/IF
35	Logan Wiley	RHP
36	Ty Buckner	RHP
40	Zach Gibbs	RHP
41	Michael Briggs	C
43	Ben Cruikshank	LHP
45	Ben Whetstone	IF
50	Alex Moore	RHP

**Head Coach**

2.....Keith Guttin

**Assistant Coaches**

3.....Matt Lawson

28.....Paul Evans

**Volunteer Assistant Coach**

44.....Corey Hassel

**Director of Player Development**

Joe Lincoln

**Graduate Assistants**

Matt Fultz

Aaron Meyer

Nick Petree

**Student Manager**

Brady Theisen

**Athletic Trainer**

Jim Penkalski

## PRONUNCIATION GUIDE

Ben Cruikshank . . . . . CROOK • shank  
Logan Geha . . . . . GEE (hard 'G') • uh  
Keith Guttin . . . . . rhymes with 'button'  
Anthony Herron, Jr. . . . . HAIR • un  
Hayden Juenger . . . . . YING • ur  
Dakota Kotowski . . . . . kuh • TOW (like 'ouch') • ski  
Jake Lochner . . . . . LOCK • nur  
Drew Millas . . . . . MILL • us  
Joey Polak . . . . . like 'Pollock'  
John Privitera . . . . . (like a New Orleans Privateer) • uh  
Javier Ramos . . . . . RAH • mos  
Connor Sechler . . . . . SECK • lur  
Logan Thomazin . . . . . TOM • uh • zen  
Ben Whetstone . . . . . WET • stone






# MISSOURI STATE BASEBALL

Game 40 | MISSOURI STATE BEARS (13-26) at MISSOURI TIGERS (26-15-1) | April 23 | 6:02 p.m. (CDT) | Columbia, Mo. | Taylor Stadium (3,031) | KBFL 1060 AM/96.9 FM | SEC Network

## TV/RADIO ROSTER



**1** Brooks Zimmerman  
OF/IF - Sr. - R/R  
Stillwater, Okla.



**4** Logan Gaha  
C - So. - R/R  
Lee's Summit, Mo.



**5** Tommy Woods  
OF/IF - Fr. - R/R  
Florissant, Mo.



**7** Collin Clayton  
OF - Jr. - R/R  
Edwardsville, Ill.



**8** Mason Hull  
IF - Fr. - R/R  
Effingham, Ill.



**10** Nick Schmidt  
RHP - Fr. - R/R  
Wentzville, Mo.



**11** Hayden Juenger  
RHP - Fr. - R/R  
O'Fallon, Ill.




**12** Anthony Herron  
IF/OF - Fr. - R/R  
Chicago, Ill.



**13** Davis Schwab  
LHP - Sr. - L/L  
Overland Park, Kan.




**14** Connor Sechler  
RHP - So. - R/R  
Bolivar, Mo.



**16** Dakota Kotowski  
1B/OF - Fr. - R/R  
Channahon, Ill.



**17** Jordan Fitzpatrick  
IF/OF - So. - L/R  
Rogersville, Mo.



**18** Logan Thomazin  
RHP - Fr. - R/R  
Walnut Grove, Mo.



**19** Tyler McAllister  
RHP - Jr. - R/R  
Waterloo, Ill.



**21** Jake Lochner  
LHP - Sr. - L/L  
Sullivan, Mo.




**23** Jack Duffy  
OF - Jr. - L/R  
Kansas City, Mo.



**24** Drew Millas  
C - Jr. - B/R  
Swansea, Ill.




**25** Joey Polak  
IF - So. - R/R  
Quincy, Ill.



**26** Sam Faith  
IF - So. - B/R  
St. Charles, Ill.



**27** Nate Witherspoon  
LHP - Jr. - L/L  
Eureka, Mo.



**29** Payton Carson  
LHP - Fr. - L/L  
Topeka, Kan.




**31** Forrest Barnes  
RHP - Fr. - R/R  
Ozark, Mo.



**32** John Privitera  
IF - Jr. - L/R  
Lee's Summit, Mo.



**33** Matt Russell  
RHP - So. - R/R  
Kansas City, Mo.



**34** Javier Ramos  
RHP/IF - Fr. - R/R  
Vian, Okla.



**35** Logan Wiley  
RHP - Jr. - R/R  
Springfield, Mo.



**36** Ty Buckner  
RHP - So. - R/R  
St. Louis, Mo.




**40** Zach Gibbs  
RHP - So. - R/R  
Wentzville, Mo.



**41** Michael Briggs  
C - Jr. - R/R  
Lee's Summit, Mo.



**43** Ben Cruikshank  
LHP - Fr. - L/L  
Fairview Heights, Ill.



**45** Ben Whetstone  
IF - Jr. - L/R  
Overland Park, Kan.



**50** Alex Moore  
RHP - So. - R/R  
Mountain Grove, Mo.




**2** Keith Guttin  
Head Coach



**3** Matt Lawson  
Assistant Coach



**28** Paul Evans  
Assistant Coach



**44** Corey Hassel  
Volunteer  
Assistant Coach