

# MISSOURI STATE

2003 NCAA College World Series • 11 NCAA Regional Appearances • 41 All-Americans • 20 Major Leaguers

Eric Doennig, MSU Athletics Communications (Primary Contact) | O: (417) 836-4586 | C: (417) 827-5327 | EricDoennig@MissouriState.edu | MissouriStateBears.com | @MSUBearBaseball | MissouriStBears

## 2019 SCHEDULE

### February (3-5)

15	vs. Nevada <sup>5</sup>	L, 4-16
16	vs. Utah <sup>5</sup>	W, 6-2
17	at Texas State <sup>5</sup>	L, 0-10
22	vs. (24) Cal State Fullerton <sup>®</sup>	L, 0-7
23	at San Diego <sup>®</sup>	L, 4-14
24	vs. Fresno State <sup>®</sup>	L, 2-3
26	CENTRAL ARKANSAS	W, 9-7
27	CENTRAL ARKANSAS	W, 15-3

### March (4-14)

1	(30) UC IRVINE	L, 2-3 (7)
1	(30) UC IRVINE	L, 1-4 (11)
8	at Arkansas State	L, 2-14
10	at Arkansas State	L, 4-16
10	at Arkansas State	L, 4-6
12	at Oklahoma State	L, 2-13
13	at Oral Roberts	W, 11-2
15	at Oklahoma	W, 11-8
16	at Oklahoma	L, 2-11
17	at Oklahoma	L, 1-6
22	at (28) UC Santa Barbara	L, 3-7
23	at (28) UC Santa Barbara	L, 3-5
24	at (28) UC Santa Barbara	L, 1-11
26	(8) ARKANSAS	L, 2-8
27	KANSAS	L, 5-9
29	INDIANA STATE*	W, 6-5 (11)
31	INDIANA STATE*	W, 1-0 (12)
31	INDIANA STATE*	L, 0-12 (7)

### April (4-8)

2	at Southeast Missouri State	W, 8-2
3	at Murray State	W, 15-10
5	at Southern Illinois*	W, 10-5
6	at Southern Illinois*	W, 13-4
6	at Southern Illinois*	L, 2-4
9	at Kansas	L, 6-11
12	at Illinois State*	L, 1-7
13	at Illinois State*	L, 5-7
13	at Illinois State*	L, 3-5
16	(21) MISSOURI	L, 6-14
18	NEW ORLEANS	6:30 p.m.
19	NEW ORLEANS	6:30 p.m.
20	NEW ORLEANS	2:00 p.m.
23	at Missouri	6:30 p.m.
26	BRADLEY*	2:00 p.m.
27	BRADLEY*	12:00 p.m.
28	BRADLEY*	11:00 a.m.
30	at Wichita State	6:00 p.m.

### May (0-0)

2	DBU*	6:00 p.m.
3	DBU*	6:30 p.m.
4	DBU*	2:00 p.m.
7	WICHITA STATE	6:30 p.m.
10	at Evansville*	6:30 p.m.
11	at Evansville*	2:00 p.m.
12	at Evansville*	1:00 p.m.
16	VALPARAISO*	6:30 p.m.
17	VALPARAISO*	6:30 p.m.
18	VALPARAISO*	2:00 p.m.
21-25	at MVC Baseball Championship*	TBA

HOME GAMES played at Hammons Field  
<sup>1</sup>MVC game  
<sup>5</sup>Texas State Invitational (San Marcos, Texas)  
<sup>®</sup>Tony Gwynn Legacy (San Diego, Calif.)  
<sup>®</sup>at Duffy Bass Field (Normal, Ill.)  
 All times are Central



## MISSOURI STATE BEARS (11-25)

Conference.....Missouri Valley  
 Head Coach.....Keith Guttin  
 Alma Mater.....Missouri-St. Louis  
 Career Record.....1,270-801 (37th year)  
 Record at MSU.....same

## SERIES INFORMATION

Site.....Springfield, Mo.  
 Stadium.....Hammons Field (8,000)  
**Game 1..... Thursday, April 18 (6:32 p.m.)**  
 MSU.....LHP Jake Lochner (2-1, 5.50 ERA)  
 UNO.....RHP Bailey Holstein (1-1, 4.42 ERA)  
**Game 2..... Friday, April 19 (6:32 p.m.)**  
 MSU.....RHP Logan Wiley (1-5, 4.91 ERA)  
 UNO.....RHP Chris Turpin (4-2, 2.93 ERA)  
**Game 3..... Saturday, April 20 (2:02 p.m.)**  
 MSU.....RHP Forrest Barnes (1-2, 4.70 ERA)  
 UNO.....RHP Steven Swift (1-2, 7.08 ERA)  
**Series History.....**MSU leads 1-0  
**Radio.....**KBFL 1060 AM/96.9 FM  
**Live Stats.....**MissouriStateBears.com  
**Twitter.....**@MSUBearBaseball



## NEW ORLEANS PRIVATEERS (18-19)

Conference.....Southland  
 Head Coach.....Blake Dean  
 Alma Mater.....LSU  
 Career Record.....108-105-1 (4th year)  
 Record at UNO.....same

## PRIME 9

- The **Missouri State Bears** will host a three-game non-conference series with the **New Orleans Privateers** this weekend at Hammons Field, beginning with a 6:30 p.m. (CDT) contest Thursday (April 18)
- The Bears own a 1-0 edge in the series, having claimed a 7-2 victory in the only previous meeting between the two schools (March 21, 2017 in Springfield); MSU is 41-21 all-time against the Southland Conference
- Missouri State's bullpen has closed out 161 consecutive victories — including nine this season — when the Bears have taken a lead into the ninth inning, dating back to May 2014
- MSU has played the 15th-toughest schedule in the nation according to *WarrenNolan.com*, matching up against clubs with .500 or better records in 31 of its 36 contests to date, including 13 games against top 50 RPI teams; the Bears are 5-0 vs. teams with sub-.500 overall records this spring
- Bears third baseman **Joey Polak** has recorded at least one hit or one RBI in each of his last 10 games
- Junior outfielder **Jack Duffy** saw his career-best 11-game hit streak come to an end Saturday at Illinois State, but he has still hit .396 (19-for-48) and has reached safely in 13-straight games since March 29
- As hot as Polak and Duffy have been for MSU, perhaps the Bears' hottest bat has belonged to **Ben Whetstone**, who brings a 10-game hit streak into the weekend; Whetstone has hit .412 (14-for-34) over the course of his streak
- Missouri State head coach **Keith Guttin** needs one victory to match the career win total of former Miami coach Ron Fraser (1,270) and move into the No. 19 position on the NCAA's Division I all-time coaching wins list
- The Bears are teaming up with MSU football to benefit the Jane Pitt Pediatric Cancer Center at Mercy Hospital Thursday, with both teams wearing gold shoe laces on that evening in support of those battling pediatric cancer

## AROUND THE HORN

Pos.	Player	Ht.	Wt.	Class	B/T	G/GS	BA/OBP/SLG	HR/RBI	Notes
C	Drew Millas	6-2	205	Jr.	B/R	31/31	.252/.364/.403	2/15	Hits in 17 of 20 games since March 16
1B	Ben Whetstone	6-6	245	Jr.	L/R	36/36	.256/.368/.372	2/17	0.996 FLD%, MVC-best 26 DP turned
2B	John Privitera	5-8	170	Jr.	L/R	36/36	.255/.329/.365	1/14	Tripled twice in Tuesday's game vs. MU
SS	Mason Hull	6-0	190	Fr.	R/R	31/30	.181/.220/.340	3/16	7-game hit streak (March 31-April 12)
3B	Joey Polak	6-3	220	So.	R/R	36/36	.235/.307/.402	6/21	.340 BA, 6 HR, 15 RBI in last 14 G
LF	Logan Geha	5-11	190	Jr.	R/R	36/34	.176/.319/.319	5/18	10-for-10 SB att. this season (8th in MVC)
CF	Jack Duffy	5-10	190	Jr.	L/R	35/34	.265/.373/.336	1/8	.425 BA over 11-G hit streak (March 29-April 13)
RF	Dakota Kotowski	6-5	225	Fr.	R/R	26/20	.286/.360/.571	7/10	Second in league with 3 HRs in MVC play
OF	Collin Clayton	6-1	175	Jr.	R/R	29/21	.206/.316/.324	1/4	7-game hit streak, Feb. 16-27
IF	Sam Faith	6-3	205	So.	B/R	25/8	.240/.309/.280	0/4	.278 BA (5-for-18) off the MSU bench
OF	Jordan Fitzpatrick	6-0	190	So.	L/R	23/6	.083/.214/.083	0/2	2 BBs, 2 R April 3 at Murray State
OF	Anthony Herron, Jr.	6-2	240	Fr.	R/R	26/17	.243/.308/.343	2/12	Pinch-hit 3-run HR at Murray State (April 3)
IF	Javier Ramos	6-6	205	Fr.	R/R	7/1	.222/.300/.556	1/5	Grand slam in first AB as Bear vs. UCA (Feb. 27)
OF	Brooks Zimmerman	6-2	210	Sr.	R/R	20/13	.188/.259/.271	1/5	Third career 3-hit game vs. Utah (Feb. 16)

Pos.	Pitcher	Ht.	Wt.	Class	B/T	G/GS	W-L	Sv	IP	H	K/BB	BAA	ERA
RHP	Forrest Barnes	6-0	190	Fr.	R/R	6/5	1-2	0	23.0	17	21/12	.205	4.70
RHP	Logan Wiley	6-0	190	Jr.	R/R	9/9	1-5	0	47.2	60	42/8	.305	4.91
LHP	Jake Lochner	6-0	200	Sr.	L/L	11/4	2-1	0	36.0	35	29/13	.257	5.50
LHP	Davis Schwab	6-4	230	Sr.	L/L	12/5	1-4	0	34.0	44	37/24	.319	7.15
LHP	Ben Cruikshank	6-4	165	Fr.	L/L	9/4	0-2	0	18.1	22	13/23	.310	10.31
RHP	Connor Sechler	6-3	195	So.	R/R	15/0	2-3	3	34.0	22	42/21	.188	3.18
RHP	Hayden Juenger	6-0	175	Fr.	R/R	14/2	2-2	0	33.2	34	32/18	.266	5.08
RHP	Logan Thomazin	6-2	200	Fr.	R/R	11/4	1-3	0	28.0	28	31/13	.275	7.39
LHP	Nate Witherspoon	6-4	210	Jr.	L/L	12/0	1-0	0	16.0	24	15/9	.364	9.56
RHP	Nick Schmidt	6-4	210	Fr.	R/R	12/2	0-2	0	15.1	19	10/13	.311	9.98
LHP	Peyton Carson	6-4	195	Fr.	L/L	6/0	0-0	0	7.1	11	4/4	.367	12.27
RHP	Zach Gibbs	6-1	190	So.	R/R	8/0	0-0	0	8.1	11	12/9	.324	15.12

# MISSOURI STATE BASEBALL

Games 37-39 | MISSOURI STATE BEARS (11-25) vs. NEW ORLEANS PRIVATEERS (18-19) | April 18-20 | Springfield, Mo. | Hammons Field (8,000) | KBFL 1060 AM/96.9 FM

## MISSOURI STATE QUICK FACTS

Founded	1905
Location	Springfield, Mo.
Address	901 S. National Ave. Springfield, MO 65897
Web Site	MissouriState.edu
Switchboard	(417) 836-5000
President	Clif Smart
Enrollment	26,182
Nickname	Bears
School Colors	Maroon and White
National Affiliation	NCAA Division I Conference Missouri Valley Conference
Director of Athletics	Kyle Moats
Faculty Athletics Representative	James Hutter
Tickets	(417) 836-7678, (888) 476-7849 MissouriStateBears.com/Tickets

## Stadium

Home Facility	Hammons Field
Opened	2004
Capacity	8,000
Surface	Natural Grass
Dimensions	LF-315/LC-365/CF-400/RC-365/RF-330
Press Box Phone	(417) 832-3029

## Baseball Staff

Head Coach	Keith Guttin (Missouri-St. Louis, '78)
MSU Record	1,270-801 (37th year at MSU)
Overall Record	1,270-801 (37th year overall)
Assistant Coach	Paul Evans (Southern Illinois, '81)
Assistant Coach	Matt Lawson (Missouri State, '15)
Volunteer Assistant Coach	Corey Hassel
Director of Player Development	Joe Lincoln
Graduate Managers	Matt Fultz Aaron Meyer Nick Petree
Student Assistant	Justin Paulsen
Student Manager	Brady Theisen
Athletic Trainer	Jim Penkalski
Strength & Conditioning Coordinator	Jeremiah Frey

## Team Information

2018 Overall Record	40-17
2018 MVC Record (Finish)	18-3 (1st)
Postseason	NCAA Oxford Regional (1-2)
Lettermen Returning/Lost	19/8
Starters Returning/Lost	5/4
Pitchers Returning/Lost	10/3
Newcomers	13

## History

First Season	1964
All-Time Record (56 seasons)	1,664-1,029-1
All-Time at Hammons Field (16 seasons)	253-131
All-Time NCAA D-I Tournament Record	22-24 (11 app.)
MVC Regular-Season Championships	6
MVC Tournament Championships	4

## Athletics Communications

Location	Hammons Student Center, Room 300
Shipping Address	901 S. National Avenue Springfield, MO 65897
Assistant Director (Primary Baseball Contact)	Eric Doennig
Office Phone	(417) 836-4584
Cell Phone	(417) 827-5327
Email	EricDoennig@MissouriState.edu
Assistant A.D. for Communications	Rick Kindhart
Assistant Director	Ben Adamson
Assistant	Kevin Kane
Graduate Assistants	Morganne Lander, Tim McCall, Emily McMillan
Athletics Web Site	MissouriStateBears.com
Twitter	@MSUBearBaseball
Instagram	@MSUBearBaseball
Facebook	MissouriStBears/MSUBearsBaseball

## LEADING OFF

The **Missouri State Bears** will look to their six-game slide this weekend, when they host the **New Orleans Privateers** for a three-game non-conference set at Hammons Field. The Bears and Privateers will open the series with 6:30 p.m., games both Thursday (April 18) and Friday (April 19), before concluding the weekend with a 2 p.m., contest Saturday (April 20).

The Bears (11-25) dropped their sixth-straight game Tuesday with a 14-6 setback to Mizzou, dropping to 14 games under the .500 mark for the first time in 14 years. MSU scored four in the ninth inning, but could not overcome a pair of five-run innings by the 21st-ranked Tigers, who notched their third-straight victory in the series.

New Orleans (18-19) is coming off a midweek win over cross-town rival Tulane despite coughing up an eight-run lead. The Privateers dropped two of their three Southland Conference games at McNeese last weekend and had lost three of their previous four contests prior to their 15-10 win Tuesday.

## SERIES HISTORY

The Bears claimed the only previous meeting in their series with the Privateers, a 7-2 victory at Hammons Field on March 21, 2017. Austin Knight tossed 7.0 shutout innings, as the Bears scored four times over the first four innings, then broke the contest wide open with a three-run seventh. MSU is 41-21 all-time against the current membership of the Southland Conference, including a 2-0 mark this season after sweeping Central Arkansas in a two-game midweek series at Hammons Field in February.

## ALL GOOD THINGS...

Missouri State dropped all three games of its MVC series at Illinois State over the weekend, bringing an end to the Bears' remarkable run of unblemished success in league series. The series setback at ISU represented the Bears' first Valley series loss since a May 2016 set against DBU — a string of 17-straight regular-season conference weekends over four different seasons without dropping a single series. MSU went 44-6 overall vs. league foes during that stretch, capturing back-to-back regular-season Valley titles, as well as posting a conference record 23-game win streak in league games (May 15, 2016 to May 18, 2017).

## BEARS SUPPORTING PITT PEDIATRIC CANCER CENTER

Missouri State's football and baseball teams are teaming up on Thursday to support the Jane Pitt Pediatric Cancer Center at Mercy Hospital with both teams pitching in to support local families. The baseball and football Bears will both wear gold shoe laces to raise awareness for those in the Springfield community battling pediatric cancer. Donations will be accepted at all entrances to Robert W. Plaster Stadium for MSU's annual Maroon and White game with a suggested contribution of \$1 per guest. Everyone who makes a donation at the football game will also receive a free ticket for the MSU's Thursday baseball game. All money collected will stay local and go directly to families of pediatric cancer patients.

## BASH BROTHERS

After hitting just three home runs as a team through their first 10 games of the season, the Bears have experienced a power surge of sorts over their last 26 contests, clubbing 29 home runs. Of MSU's 32 homers so far, 20 of them have come from newcomers to the Bears roster this season, including a team-leading seven by freshman **Dakota Kotowski**. Additionally, 12 different Bears have gone deep, seven of which have homered multiple times so far in 2019.

In their five games the week of April 2-6, the Bears homered 13 times, including a season-high five round-trippers in their 10-5 comeback win at Southern Illinois on April 5. That performance marked the first five-homer game by MSU since a six-homer game vs. Oral Roberts on April 4, 2010. Kotowski registered his second multi-homer game of the week with two long balls, and **Joey Polak** became the ninth Bear in program history to hit three home runs in a game. Another MSU rookie, freshman shortstop **Mason Hull** added three homers to the tally as well, including a pair of go-ahead bombs at Murray State (April 3) and another one in the Bears' 13-4 victory at SIU three days later.

## SO FRESH AND SO CLEAN

Missouri State's talented freshman class has wasted little time in making an impression on Bears opponents this season. In MSU's two-game sweep of UCA (Feb. 26-27) in particular, Bears freshmen combined to hit .412 with two homers, 11 RBIs and seven runs scored. On the mound, four rookie hurlers logged a 2.84 ERA with 16 strikeouts over 12.2 combined innings in the series. Overall this season, MSU newcomers have appeared a combined total of 126 times in the Bears' starting lineup, with five more rookies drawing a total of 17 starting mound assignments in the first 36 games of the season.

MSU's group of newcomers has been instrumental in the Bears' run production so far this spring, with six rookies combining to account for 68 of the clubs' 151 total RBIs and 20 of its 32 home runs. Sophomore transfer **Joey Polak** has started all 36 games at third base, hitting .340 with seven multi-hit games in MSU's last 14 outings. Additionally, **Mason Hull** and **Dakota Kotowski** have recorded multi-homer games for the Bears in 2019, with Kotowski entering the weekend in the No. 3 spot on the Valley's home run leaderboard. On the mound, both **Logan Thomazin** and **Forrest Barnes** have recorded 11-strikeout performances. Barnes is the lone Bear to turn in a complete-game effort, in which he retired 20 consecutive SEMO hitters on April 2 — the longest such streak by any Bears pitcher in six years.

## SERIES SUMMARY

All-Time Record vs. New Orleans	1-0
Home	1-0
Road	0-0
Neutral	0-0
Current Streak	Won 1
Previous Meeting	MSU won 7-2, March 21, 2017 at Hammons Field
MSU vs. Southland Conference	41-21
vs. Abilene Christian	2-0
vs. Central Arkansas	17-6
vs. Houston Baptist	0-1
vs. Lamar	2-3
vs. McNeese	1-4
vs. New Orleans	1-0
vs. Nicholls	7-3
vs. Northwestern State	7-3
vs. Sam Houston State	1-1
vs. Stephen F. Austin	3-0
Keith Guttin vs. New Orleans	1-0

# MISSOURI STATE BASEBALL

Games 37-39 | MISSOURI STATE BEARS (11-25) vs. NEW ORLEANS PRIVATEERS (18-19) | April 18-20 | Springfield, Mo. | Hammons Field (8,000) | KBFL 1060 AM/96.9 FM

## MVC STANDINGS

Team	Overall	Pct.	MVC	Pct.
Illinois State	22-15	.595	5-1	.833
Evansville	18-15	.545	5-1	.833
Indiana State	27-8	.771	4-2	.667
DBU	25-11	.694	4-2	.667
Bradley	23-10	.697	3-3	.500
<b>Missouri State</b>	<b>11-25</b>	<b>.306</b>	<b>4-5</b>	<b>.444</b>
Southern Illinois	17-16	.515	1-5	.167
Valparaiso	7-24	.226	1-8	.111

\*through April 17

## THIS WEEK IN THE VALLEY

### Tuesday, April 16

Valparaiso 11, Western Michigan 1  
Austin Peay, Southern Illinois 9  
Evansville 16, Murray State 12  
Bradley 12, Illinois 8  
Oklahoma State 6, DBU 3  
UIC 6, Illinois State 1

### Missouri 14, Missouri State 6

Vanderbilt 7, Indiana State 1

### Wednesday, April 17

Illinois State 2, Sacramento State 1

### Thursday, April 18

New Orleans at Missouri State (6:30 p.m.)

### Friday, April 19

Bradley at DBU (4 p.m.)  
Indiana State at Evansville (6 p.m.)  
Valparaiso at SIUE (6 p.m.)  
Illinois State at Southern Illinois (6:30 p.m.)  
New Orleans at Missouri State (6:30 p.m.)

## MVC PRESEASON POLL

No.	Team (First-place votes)	Points
1.	Missouri State (5)	59
2.	DBU (2)	58
3.	Indiana State (1)	49
4.	Bradley	39
5.	Southern Illinois	31
6.	Illinois State	28
7.	Valparaiso	13
8.	Evansville	11

## PRESEASON ALL-MVC TEAM

Pos.	Player	Team
1B	Ben Whetstone	Missouri State
2B	Jarrod Watkins	Indiana State
3B	Brendan Dougherty	Bradley
SS	Jimmy Glowenke	DBU
C	Drew Millas	Missouri State
OF	John Rave	Illinois State
OF	Blake Billinger	Valparaiso
OF	Andy Shadid	Bradley
SP	Triston Polley	Indiana State
SP	Luke Eldred	DBU
RP	Jarod Bayless	DBU
RP	Connor Sechler	Missouri State



## RIGHTING THE SHIP

While the Bears' 5-18 start represented their worst-ever start through 23 games, they have shown unmistakable signs of turning the tide with a pair of MVC series wins to start the league campaign.

Missouri State owns a lengthy track record of flipping early results under head coach **Keith Guttin**. On four separate occasions, MSU has overcome sluggish starts to post winning overall records. The Bears have registered two seasons (1996 and 1997) in which they ultimately earned postseason bids after getting off to rocky starts, and another (2009) that culminated in a Missouri Valley Conference regular-season title. In 1996 and 1997, the Bears captured their first two MVC Tournament titles, but not before getting off to a 9-13 start in 1996 and a 1-8 start the following year. MSU's previous all-time worst start in 1993 saw the Bears open with just six wins in their first 21 contests, only to end up with a 32-23 season mark after winning 25 of their final 29 regular-season games. Finally, the 2009 Bears got off to a 4-10 start, only to rebound to finish 34-20, including a 17-5 mark during their Valley title run.

## POLAK PICKS UP NATIONAL HONOR

Sophomore third baseman **Joey Polak** was not only selected MVC Player of the Week by the league office April 8, but also nabbed one of *Collegiate Baseball's* national player of the week nods after a red-hot five-game stretch that included four home runs. The honor was the first Valley award for Polak as a Bear, as well as the first national player of the week citation for a Missouri State player since Jake Burger picked up the same honor on April 24, 2017.

Polak went 10-for-22 at the plate and slugged 1.045 to help MSU win four of its five games, including a second-straight MVC series win at Southern Illinois. The Quincy, Ill., product registered multi-hit performances in four-straight games — all MSU victories — and became the ninth player in program history to homer three times in a game in the Bears' 10-5 come-from-behind win in Carbondale on April 5.

## FOR OPENERS

On the heels of another successful opening of a Missouri Valley Conference season, MSU now has a 44-9 overall record in Valley play in its last 53 conference games. The Bears logged an 18-1 Valley season to capture the 2017 conference crown, then followed that effort with an 18-3 MVC slate last spring to become just the second club (joining Wichita State) to win back-to-back regular-season titles. After taking two of three games from Indiana State to begin the 2019 MVC slate, the Bears have also won 13 of their last 14 Valley openers and have won or split 12 of their last 14 MVC-opening series. Additionally, MSU is a combined 28-11 in its opening conference series since 2006.

## ROAD TO SUCCESS

MSU has proven to be hard to stop on the road over the past four seasons, logging a 73-52 (.584) record in such contests. Including their 25-12 record in neutral-field games over the same stretch, the Bears have gone 98-64 (.605) away from Hammons Field since the start of the 2015 season. The Bears went 14-8 in true road games a year ago, after logging 19 road wins in 2017 and a program-record 21 wins in 27 road contests in 2015. MSU's 0.857 win percentage on the road that year represented its best since 1978, when it posted an identical percentage with a 12-2 road mark.

## WATCH THE LEATHER, MAN

In addition to serving as a key cog in the Bears' lineup over the past two years, junior first baseman **Ben Whetstone** has proven to be one of the top defensive performers in The Valley as well. The Overland Park, Kan., native leads the MVC in double plays turned (26) this season. He also moved into the top spot on the Bears' career fielding percentage chart once again after a strong Valley opening weekend vs. Indiana State. Whetstone's 0.993 fielding mark as a Bear narrowly leads Steve Seal's career percentage as the program's all-time best among all MSU defenders with at least 150 career fielding chances.

At the plate, Whetstone has enjoyed a recent resurgence as well, hitting .388 (20-for-53) in his last 15 games. He recorded back-to-back two-hit games vs. Kansas (March 27) and Indiana State (March 29), then powered up in MSU's victory at Murray State (April 3) to hit his first round-tripper of the season. In that victory, Whetstone reached base safely in each of his final five trips to the plate, tying a Bears program single-game record by being hit by three separate pitches. He followed that performance by logging three-straight multi-hit games at Illinois State last weekend.

## SECHLER NAMED MVC PITCHER OF THE WEEK

After logging a total of 6.1 shutout innings in a pair of dominant relief outings the week of March 25-31, Missouri State sophomore **Connor Sechler** was named Missouri Valley Conference Pitcher of the Week. Sechler played pivotal roles in each of the Bears' back-to-back wins over Indiana State that locked up a season-opening Valley series win for MSU.

The Bolivar, Mo., native worked the final 3 2/3 innings of a 6-5, 11-inning decision in the opener, fanning five Sycamores and stranding the potential go-ahead baserunners in scoring position in three different innings. In the series-clinching 1-0 victory, he piggy-backed a strong start from **Logan Wiley** with 2 2/3 hitless frames of relief, striking out five more ISU hitters to help pave the way to the Bears' 26th consecutive home MVC regular-season win. The sophomore All-American would work out of a jams in the eighth and ninth innings, striking out the side in the latter after a two-base throwing error opened the inning.

## 2019 HONORS

### Drew Millas

- Collegiate Baseball Preseason All-America (third team)
- Preseason All-MVC

### Joey Polak

- MVC Player of the Week (April 8)
- Collegiate Baseball National Player of the Week (April 8)

### Connor Sechler

- MVC Pitcher of the Week (April 1)
- Collegiate Baseball Preseason All-America (third team)
- NCBWA Stopper of the Year Watch List
- Preseason All-MVC

### Ben Whetstone

- Preseason All-MVC

# MISSOURI STATE BASEBALL

Games 37-39 | MISSOURI STATE BEARS (11-25) vs. NEW ORLEANS PRIVATEERS (18-19) | April 18-20 | Springfield, Mo. | Hammons Field (8,000) | KBFL 1060 AM/96.9 FM

## MSU RECORD BY POSITION

C-	Millas 22 (6-16), Geha 14 (5-9)
1B-	Whetstone 36 (11-25)
2B-	Privitera 29 (8-21), Faith 4 (2-2), Geha 2 (1-1), Hull 1 (0-1)
3B-	Polak 36 (11-25)
SS-	Hull 29 (8-21), Privitera 7 (3-4)
LF-	Geha 18 (5-13), Zimmerman 9 (2-7), Clayton 4 (1-3), Fitzpatrick 3 (1-2), Kotowski 2 (2-0)
CF-	Duffy 23 (8-15), Clayton 13 (3-10)
RF-	Kotowski 17 (4-13), Duffy 12 (4-8), Clayton 4 (1-3), Fitzpatrick 2 (2-0), Zimmerman 1 (0-1)
DH-	Herron 17 (6-11), Millas 9 (3-6), Faith 4 (1-3), Zimmerman 3 (1-2), Kotowski 2 (0-2), Ramos 1 (0-1)
P-	Wiley 9 (2-7), Barnes 5 (2-3), Schwab 5 (1-4), Thomazin 4 (1-3), Cruikshank 4 (1-3), Lochner 4 (2-2), Juenger 2 (1-1), Schmidt 2 (1-1), Moore 1 (0-1)

## MSU RECORD BY BATTING ORDER

1st-	Privitera 22 (8-14), Geha 9 (3-6), Duffy 4 (0-4), Clayton 1 (0-1)
2nd-	Millas 26 (8-18), Geha 8 (1-7), Clayton 2 (2-0)
3rd-	Whetstone 10 (3-7), Polak 9 (3-6), Kotowski 7 (4-3), Millas 6 (1-5), Zimmerman 2 (0-2), Duffy 1 (0-1), Faith 1 (0-1)
4th-	Polak 14 (4-10), Whetstone 7 (3-4), Kotowski 7 (1-6), Zimmerman 4 (2-2), Herron 4 (1-3)
5th-	Whetstone 11 (3-8), Zimmerman 5 (0-5), Duffy 4 (1-3), Herron 4 (2-2), Faith 3 (2-1), Polak 3 (1-2), Clayton 2 (1-1), Kotowski 2 (0-2), Fitzpatrick 1 (0-1), Hull 1 (0-1)
6th-	Geha 6 (3-3), Clayton 5 (0-5), Hull 5 (0-5), Duffy 4 (3-1), Herron 4 (2-2), Polak 3 (0-3), Faith 3 (0-3), Whetstone 2 (1-1), Kotowski 1 (1-0), Privitera 1 (0-1), Ramos 1 (0-1), Zimmerman 1 (1-0)
7th-	Duffy 8 (4-4), Clayton 6 (2-4), Hull 6 (3-3), Geha 4 (2-2), Polak 2 (0-2), Whetstone 2 (0-2), Fitzpatrick 2 (0-2), Herron 2 (0-2), Faith 1 (1-0), Kotowski 1 (0-1), Privitera 1 (0-1), Zimmerman 1 (0-1)
8th-	Duffy 9 (2-7), Hull 6 (1-5), Polak 5 (3-2), Whetstone 4 (1-3), Geha 4 (2-2), Herron 3 (1-2), Clayton 2 (0-2), Fitzpatrick 1 (1-0), Kotowski 1 (0-1), Privitera 1 (0-1)
9th-	Hull 12 (3-9), Privitera 11 (3-8), Duffy 4 (1-3), Clayton 3 (1-2), Geha 3 (0-3), Fitzpatrick 2 (2-0), Kotowski 1 (0-1)

## MSU HIT STREAKS

Category	Current	2019	Career
Ben Whetstone	10	10	13
John Privitera	2	5	5
Jack Duffy	1	11	11
Anthony Herron	1	5	5
Drew Millas	0	9	9
Collin Clayton	0	7	7
Mason Hull	0	7	7
Dakota Kotowski	0	7	7
Joey Polak	0	7	7
Logan Geha	0	4	4
Brooks Zimmerman	0	4	4
Sam Faith	0	3	3
Jordan Fitzpatrick	0	1	2
Javier Ramos	0	1	1

## MSU REACHED BASE STREAKS

Category	Current	2019	Career
Jack Duffy	13	13	13
Drew Millas	10	12	16
Ben Whetstone	10	10	31
Collin Clayton	5	7	7
John Privitera	4	6	16
Logan Geha	1	9	9
Anthony Herron	1	6	6
Dakota Kotowski	0	9	9
Joey Polak	0	9	9
Mason Hull	0	7	7
Brooks Zimmerman	0	7	7
Sam Faith	0	3	3
Jordan Fitzpatrick	0	2	4
Javier Ramos	0	2	2

## IN RARE COMPANY

With Missouri State's 4-2 win over Indiana State at the 2018 MVC Championship, Bears head coach **Keith Guttin** moved past Jack Stallings for sole possession of the No. 20 spot on the NCAA's Division I career coaching wins list. With a career record of 1,270-801 (.613), Guttin needs just one more win to catch legendary Miami coach Ron Fraser (1,271) in the 19th position on the chart. Guttin is the second-winningest coach in MVC history, while his win total ranked fifth among all active Division I head coaches entering the 2019 season, his 37th at the Bears' helm.

## NON-CON DOMINATION

MSU has been nearly unstoppable against non-conference competition over the last four seasons, compiling an 92-58 (.613) record in regular-season games versus non-league foes since the start of the 2015 season. The Bears, who have won 40 of their last 60 regular-season non-conference home games, outscoring their non-league opponents by a 826-542 margin at Hammons Field over the same stretch.

## WHAT A RELIEF

While the Bears have held a lead in just 17 of their 36 contests this season to date, the Missouri State bullpen can boast of a recent track record of locking down victories. Dating back to May 2014, the Bears have claimed victories in 161 consecutive games in which MSU has taken a lead into the ninth inning, including a perfect 9-0 mark in such contests this season. The Bears bullpen has posted an uncharacteristic 6.90 staff ERA through the first 36 games, but two mainstays from last year — sophomore closer **Connor Sechler** and senior lefty **Davis Schwab** — have combined to post a 3.28 ERA in 46.2 innings of relief with 60 total strikeouts.

## BEARS IN THE PRO RANKS

Three Missouri State baseball standouts reached contractual agreements with professional organizations after being selected in the 2018 Major League Baseball First-Year Player Draft. Second-round pick **Jeremy Eierman** agreed to terms with the Oakland Athletics after the club selected the two-time All-American shortstop 70th overall in the June draft, while fellow MSU juniors **Dylan Coleman** (fourth round) and **Hunter Steinmetz** (11th round) followed suit by reaching deals with San Diego and Toronto, respectively. Additionally, former Missouri State baseball standout **Matt Hall** became the 20th Bear to receive a call up to the big leagues last year. Hall became the fourth former Bear to earn a Major League roster spot, following **Luke Voit** and **Pierce Johnson** in 2017, and **Buddy Baumann** in 2016.

## BEARS ESPN BROADCAST SCHEDULE

Date	Opponent	Outlet	Time
Feb. 26	Central Arkansas	ESPN+	3 p.m.
Feb. 27	Central Arkansas	ESPN+	3 p.m.
March 5	Oral Roberts	ESPN+	3 p.m.
March 26	Arkansas	ESPN+	6:30 p.m.
March 27	Kansas	ESPN+	6:30 p.m.
March 29	Indiana State	ESPN3	6:30 p.m.
March 31	Indiana State	ESPN3	2 p.m.
March 31	Indiana State	ESPN3	1 p.m.
April 3	at Murray State	ESPN+	6:30 p.m.
April 5	at Southern Illinois	ESPN3	6:30 p.m.
April 6	at Southern Illinois	ESPN3	2 p.m.
April 7	at Southern Illinois	ESPN3	1 p.m.
April 12	at Illinois State	ESPN+/ESPN3	5 p.m.
April 16	Missouri	ESPN+/ESPN3	6:30 p.m.
April 26	Bradley	ESPN+/ESPN3	2 p.m.
April 28	Bradley	ESPN+/ESPN3	11 a.m.
May 2	DBU	ESPNU	6 p.m.
May 3	DBU	ESPN+/ESPN3	6:30 p.m.
May 4	DBU	ESPN+/ESPN3	2 p.m.
May 7	Wichita State	ESPN+/ESPN3	6:30 p.m.
May 10	at Evansville	ESPN+/ESPN3	6 p.m.
May 11	at Evansville	ESPN+/ESPN3	2 p.m.
May 12	at Evansville	ESPN+/ESPN3	1 p.m.
May 17	Valparaiso	ESPN+/ESPN3	2 p.m.

## NCAA DIVISION I WINNINGEST ACTIVE COACHES

No.	Coach (School)	W-L-T	Pct.
1	Mike Martin (Florida State)	1,987-713-4	.736
2	Mike Fox (North Carolina)	1,429-521-5	.732
3	Paul Mainieri (LSU)	1,415-721-7	.662
4	John Anderson (Minnesota)	1,288-860-3	.599
5	<b>Keith Guttin (MSU)</b>	<b>1,259-776-0</b>	<b>.619</b>
6	Danny Hall (Georgia Tech)	1,227-649-1	.654
7	Gary Gilmore (Coastal Carolina)	1,180-578-3	.671
8	Tony Robichaux (UL Lafayette)	1,149-736-2	.609
9	Mike Sansing (Kennesaw State)	1,092-634-0	.633
10	Elliott Avent (NC State)	1,057-722-0	.594
11	Brian Shoop (UAB)	1,027-656-1	.610
12	Bill Brown (George Mason)	1,026-945-7	.520
13	Dave Van Horn (Arkansas)	1,014-532-0	.656
14	Rich Hill (San Diego)	1,002-701-4	.588
15	Paul Kostacopoulos (Navy)	915-619-7	.596

\*Career coaching records entering the 2019 season

## GUTTIN'S MILESTONE VICTORIES

Win	Date	Result (Site)
1	3/5/83	MSU 8, Indiana State 2 (Meador Park)
100	3/11/86	MSU 7, Jacksonville 5 (Jacksonville, Fla.)
200	4/16/88	MSU 4, Eastern Illinois 2 (Charleston, Ill.)
300	5/13/90	MSU 9, Eastern Illinois 2 (Chicago, Ill.)
*395	5/1/93	MSU 9, UNI 2 (Meador Park)
400	5/9/93	MSU 7, Wichita State 6 (Meador Park)
500	5/17/96	MSU 8, Wichita State 7 (Wichita, Kan.)
600	4/24/99	MSU 13, UNI 7 (Meador Park)
700	5/4/02	MSU 5, Wichita State 1 (Wichita, Kan.)
800	5/11/05	MSU 15, Kansas 6 (Hammons Field)
900	5/11/08	MSU 7, Middle Tennessee 6 (Hammons Field)
1,000	3/31/12	MSU 3, Northwestern State 2 (Natchitoches, La.)
1,100	3/17/15	MSU 10, UALR 3 (Hammons Field)
1,200	4/18/17	MSU 5, Missouri 3 (Columbia, Mo.)
1,250	5/11/18	MSU 5, Southern Illinois 3 (Hammons Field)

\*Surpassed Bill Rowe for the all-time Missouri State record for coaching victories

## BEARS ON RADIO

Once again in 2019, Meyer Communications is slated to provide live radio coverage of all 54 Missouri State regular-season games, plus all Bears' games in the Missouri Valley Conference Tournament and any 2019 postseason play. The broadcasts can be heard primarily on **KBFL 1060 AM** and **96.9 FM** in Springfield with Art Hains, Ben Goss and Corey Riggs describing the action. An online audio stream is available through KBFL's website via [RadioSpringfield.com](http://RadioSpringfield.com).

## BEARS ON ESPN

Missouri State University, in conjunction with SIDEARM Sports, launched a new partnership in August 2016, unveiling a reconstructed **MissouriStateBears.com**, the official MSU Athletics web site.

In 2015, ESPN and the Missouri Valley Conference announced a 10-year extension to their current media rights agreement that will provide increased coverage of conference events across ESPN platforms through the 2023-24 academic year. Fans can keep tabs on the Bears through **The Valley on ESPN**. As part of the deal, ESPN, the MVC and its 10 member institutions will work jointly to develop in-house production capabilities at each campus that will provide significant coverage for multiple sports on ESPN+/ESPN3.

# MISSOURI STATE BASEBALL

Games 37-39 | MISSOURI STATE BEARS (11-25) vs. NEW ORLEANS PRIVATEERS (18-19) | April 18-20 | Springfield, Mo. | Hammons Field (8,000) | KBFL 1060 AM/96.9 FM

## 2019 MULTI-HIT GAMES

Name	2	3	4	5+	Total
John Privitera	6	5	0	0	11
Joey Polak	7	2	0	0	9
Ben Whetstone	7	1	0	0	8
Jack Duffy	8	0	0	0	8
Drew Millas	6	1	0	0	7
Dakota Kotowski	4	1	0	0	5
Anthony Herron	4	0	0	0	4
Collin Clayton	3	0	0	0	3
Logan Geha	2	1	0	0	3
Mason Hull	3	0	0	0	3
Sam Faith	2	0	0	0	2
Brooks Zimmerman	0	1	0	0	1
Team	52	12	0	0	64

## CAREER MULTI-HIT GAMES

Name	2	3	4	5+	Total
Drew Millas	24	7	3	0	34
Jack Duffy	23	5	0	0	28
John Privitera	16	7	0	0	23
Ben Whetstone	17	3	1	0	21
Logan Geha	8	1	0	0	9
Joey Polak	7	2	0	0	9
Brooks Zimmerman	3	3	0	0	6
Dakota Kotowski	4	1	0	0	5
Anthony Herron	4	0	0	0	4
Collin Clayton	3	0	0	0	3
Mason Hull	3	0	0	0	3
Sam Faith	2	0	0	0	2
Jordan Fitzpatrick	1	0	0	0	1
Team	115	29	4	0	148

## 2019 MULTI-RBI GAMES

Name	2	3	4	5+	Total
Anthony Herron	3	1	0	0	4
Mason Hull	2	1	0	1	4
Joey Polak	3	0	0	1	4
Ben Whetstone	3	1	0	0	4
Logan Geha	0	2	1	0	3
Dakota Kotowski	3	0	0	0	3
Drew Millas	3	0	0	0	3
John Privitera	2	1	0	0	3
Jack Duffy	1	0	0	0	1
Sam Faith	0	1	0	0	1
Javier Ramos	0	0	1	0	1
Brooks Zimmerman	1	0	0	0	1
Team	21	7	2	2	32

## CAREER MULTI-RBI GAMES

Name	2	3	4	5+	Total
Drew Millas	18	6	2	0	26
Ben Whetstone	13	2	1	0	16
Jack Duffy	7	4	0	0	11
Logan Geha	4	3	1	0	8
John Privitera	3	3	1	0	7
Brooks Zimmerman	4	2	0	0	6
Anthony Herron	3	1	0	0	4
Mason Hull	2	1	0	1	4
Joey Polak	3	0	0	1	4
Dakota Kotowski	3	0	0	0	3
Sam Faith	1	1	0	0	2
Jordan Fitzpatrick	0	1	0	0	1
Javier Ramos	0	0	1	0	1
Team	61	24	6	2	93

## GAME-WINNING RBI

Name	'16	'17	'18	'19	Total
Drew Millas	-	2	6	2	10
Ben Whetstone	-	0	6	0	6
Jack Duffy	-	1	3	0	4
Brooks Zimmerman	-	-	4	0	4
Logan Geha	-	1	2	0	3
John Privitera	-	0	3	0	3
Jordan Fitzpatrick	-	-	2	0	2
Anthony Herron	-	-	-	2	2
Mason Hull	-	-	-	2	2
Dakota Kotowski	-	-	-	2	2
Sam Faith	-	-	0	1	1
Javier Ramos	-	-	-	1	1
Team	0	4	26	9	39

## STARTING PITCHERS GAME-BY-GAME

### Forrest Barnes

Date	Opponent	IP	H	R	ER	BB	SO	WP	BK	HBP	Score	Record
2/26	Central Arkansas	*4.1	4	2	2	0	3	0	0	3	(ND) 9-7	0-0
3/12	at Oklahoma State	*3.0	6	7	5	5	3	0	0	0	(L) 2-13	0-1
3/27	Kansas	*4.0	2	4	3	2	4	0	0	1	(L) 5-9	0-2
4/2	at Southeast Missouri	*9.0	3	2	2	1	11	1	0	1	(W) 8-2	1-2
4/16	Missouri	*2.0	1	0	0	3	0	0	0	0	(ND) 14-6	1-2

### Ben Cruikshank

Date	Opponent	IP	H	R	ER	BB	SO	WP	BK	HBP	Score	Record
3/13	at Oral Roberts	*3.1	3	2	2	5	2	1	0	0	(ND) 11-2	0-0
3/26	Arkansas	*5.0	2	0	0	3	5	0	0	0	(ND) 2-8	0-0
3/31	Indiana State-2	*2.1	4	7	7	3	2	0	0	1	(L) 0-12	0-1
4/6	at Southern Illinois-2	*1.0	5	3	3	2	0	0	0	0	(L) 2-4	0-2

### Hayden Juenger

Date	Opponent	IP	H	R	ER	BB	SO	WP	BK	HBP	Score	Record
2/16	vs. Utah	*3.1	5	2	2	3	2	0	1	0	(ND) 6-2	0-0
2/23	at San Diego	*2.0	5	4	4	3	2	0	0	0	(L) 4-14	0-1

### Jake Lochner

Date	Opponent	IP	H	R	ER	BB	SO	WP	BK	HBP	Score	Record
3/23	at UCSB	*5.0	5	2	2	1	5	0	0	2	(ND) 3-5	1-0
3/29	Indiana State	5.0	6	5	4	3	2	1	0	2	(ND) 6-5	1-0
4/5	at Southern Illinois	*8.0	5	5	4	2	11	1	0	0	(W) 10-5	2-0
4/12	at Illinois State	*5.2	9	5	5	1	5	0	0	0	(L) 1-7	2-1

### Alex Moore

Date	Opponent	IP	H	R	ER	BB	SO	WP	BK	HBP	Score	Record
2/17	at Texas State	*2.2	6	5	5	3	0	0	0	0	(L) 0-10	0-1

### Nick Schmidt

Date	Opponent	IP	H	R	ER	BB	SO	WP	BK	HBP	Score	Record
4/3	at Murray State	*2.0	5	4	3	1	2	0	0	1	(ND) 15-10	0-0
4/9	at Kansas	*2.0	4	3	3	1	0	0	0	0	(L) 6-11	0-1

### Davis Schwab

Date	Opponent	IP	H	R	ER	BB	SO	WP	BK	HBP	Score	Record
2/22	vs. Cal State Fullerton	*4.1	7	5	4	1	3	0	0	0	(L) 0-7	1-1
3/1	UC Irvine-1	*6.0	5	3	3	3	5	1	1	1	(L) 2-3	1-2
3/8	at Arkansas State	*3.0	8	6	6	3	3	1	0	0	(L) 2-14	1-3
3/15	at Oklahoma	*3.1	8	6	6	4	2	1	0	0	(ND) 11-8	1-3
4/13	at Illinois State-2	*4.2	5	3	3	6	6	0	0	0	(L) 3-5	1-4

### Logan Thomazin

Date	Opponent	IP	H	R	ER	BB	SO	WP	BK	HBP	Score	Record
2/27	Central Arkansas	*7.0	1	1	0	4	11	0	0	2	(W) 15-3	1-0
3/10	at Arkansas State-2	*4.1	4	5	5	1	3	0	0	3	(L) 4-6	1-1
3/16	at Oklahoma	*1.2	4	5	5	3	2	1	0	1	(L) 2-11	1-2
3/22	at UCSB	*3.0	7	5	5	1	2	1	0	1	(L) 3-7	1-3

### Logan Wiley

Date	Opponent	IP	H	R	ER	BB	SO	WP	BK	HBP	Score	Record
2/15	vs. Nevada	*4.1	6	5	5	0	2	0	0	3	(L) 4-16	0-1
2/24	vs. Fresno State	*6.0	9	3	3	1	4	0	0	0	(L) 2-3	0-2
3/1	UC Irvine-2	*5.2	2	1	0	0	7	0	0	0	(ND) 1-4	0-2
3/10	at Arkansas State-1	*4.0	8	6	6	3	5	0	0	1	(L) 4-16	0-3
3/17	at Oklahoma	*4.2	7	3	3	1	1	0	0	3	(L) 1-6	0-4
3/24	at UCSB	*5.0	6	5	2	1	4	0	0	1	(L) 1-11	0-5
3/31	Indiana State-1	*7.1	6	0	0	0	6	0	0	0	(ND) 1-0	0-5
4/6	at Southern Illinois-1	*5.1	7	4	3	2	6	0	0	0	(W) 13-4	1-5
4/13	at Illinois State-1	*5.1	9	4	4	0	7	0	0	0	(ND) 5-7	1-5


## BEARS MISCELLANEOUS

Home	4-6
Away	6-16
Neutral	1-4
Day games	7-17
Night games	4-8
On turf	4-7
On turf infield/grass outfield	1-0
On grass	6-18
Wearing camouflage jersey/maroon hat	0-3
Wearing black jersey/white hat	4-4
Wearing black jersey/maroon hat	0-1
Wearing maroon Bears jersey/maroon hat	0-4
Wearing maroon MoState jersey/maroon hat	2-4
Wearing maroon MoState jersey/white hat	2-0
Wearing white jersey/maroon hat	0-2
Wearing white jersey/white hat	1-1
Wearing gray jersey/maroon hat	0-1
Wearing dark gray jersey/maroon hat	2-4
Wearing Green Up jersey/maroon hat	0-1
In Texas	1-2
In California	0-6
In Missouri	5-6
In Arkansas	0-3
In Oklahoma	2-3
In Kentucky	1-0
In Illinois	2-4
In Kansas	0-1
Doubleheaders	2-8
Extra innings	2-1
vs. Ranked teams	0-8
vs. Unranked teams	11-17
vs. Starting LHP	4-13
vs. Starting RHP	7-12
One-run games	2-2
Five+ run games	6-15
When scoring 0-2 runs	1-14
When scoring 3-5 runs	0-9
When scoring 6-9 runs	4-2
When scoring 10+ runs	6-0
When opponent scores 0-2 runs	4-0
When opponent scores 3-5 runs	4-6
When opponent scores 6-9 runs	2-8
When opponent scores 10+ runs	1-11
Shutouts	1-3
Missouri State scores first	7-6
Opponent scores first	4-19
Missouri State scores in first inning	3-3
Opponent scores in first inning	4-10
Leading after six	8-1
Trailing after six	1-23
Tied after six	2-1
Leading after seven	6-0
Trailing after seven	1-21
Tied after seven	2-0
Leading after eight	9-0
Trailing after eight	0-21
Tied after eight	2-0
Out-hit opponents	8-1
Out-hit by opponents	2-23
Matching hits	1-1
On Friday	3-7
On Saturday	2-6
On Sunday	1-7
On Tuesday	2-4
On Wednesday	3-1
In February	3-5
In March	4-14
In April	4-6

# MISSOURI STATE BASEBALL

Games 37-39 | MISSOURI STATE BEARS (11-25) vs. NEW ORLEANS PRIVATEERS (18-19) | April 18-20 | Springfield, Mo. | Hammons Field (8,000) | KBFL 1060 AM/96.9 FM

## RETIRED NUMBERS



### Bill Rowe

On Saturday, May 8, 2004, former head baseball coach and director of athletics **Bill Rowe** became the first person in the 48-year history of the MSU baseball program to have his number retired.

Rowe guided the baseball Bears as head coach for 19 years from the start of the program in 1964 through its final season in NCAA Division II in 1982. He led the Bears to a 394-230-1 record and four Division II College World Series appearances. Under Rowe, the Bears finished as national runners-up in 1969 and finished third nationally in 1970 (just the sixth and seventh years of the program). As athletic director, Rowe guided the Bears from

Division II to Division I and saw the Bears change leagues from the MIAA and Mid-Continent Conferences to a current membership in the Missouri Valley Conference.

The retirement ceremony for Rowe's jersey was held prior to the Bears' doubleheader against Illinois State.

The indoor practice facility at Hammons Field also bears Rowe's name as of January 30, 2010.



### Ryan Howard

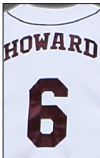
On Dec. 18, 2010, Missouri State retired the No. 6 jersey of former Bear and 2006 National League Most Valuable Player **Ryan Howard** at JQH Arena.

A St. Louis native who played at Missouri State from 1999-2001, Howard finished his collegiate career with 50 home runs, 183 RBIs and a .335 career average in 172 games. He was the 1999 Missouri Valley Conference Freshman of the Year and MSU's A.E. "Ted" Willis Most Valuable Player in 2000.

Since being drafted by Philadelphia in the fifth round of the 2001 draft, Howard has enjoyed a standout professional career. His long list of accomplishments as a member of

the Phillies includes 2005 National League Rookie of the Year, 2006 NL MVP, 2006 Home Run Derby champion, 2008 World Series champion, 2009 NLCS MVP and three All-Star selections.

Howard debuted with the Phillies in 2004, accumulating a career batting average of .258 with 382 homers and 1,194 RBIs in 1,572 MLB games over 13 seasons.



## BEARS IN THE BIGS

- Scott Bailes
- Mark Bailey
- Buddy Baumann
- Scott Carroll
- Matt Cepicky
- Ross Detwiler
- Bart Evans
- Jeff Gray
- Matt Hall\* (Detroit Tigers)
- Jason Hart
- Ryan Howard
- Pierce Johnson
- Mike Kickham
- Shaun Marcum
- Bill Mueller
- Matt Palmer
- John Rheinecker
- Brett Sinkbeil
- Luke Voit\* (New York Yankees)
- Brad Ziegler

\*Active on MLB roster

## 2019 SERIES BREAKDOWN

Series	W-L	Hitting						Pitching		BAA
		Avg.	R	2B	HR	SB	FLD%	ERA	SO/BB	
Nevada	0-1	.212	4	2	0	0	.971	16.00	6/5	.378
Utah	1-0	.364	6	3	0	1	.947	2.00	10/4	.235
Texas State	0-1	.069	0	0	0	0	.971	9.00	4/8	.290
Cal State Fullerton	0-1	.167	0	0	0	1	.925	6.00	8/5	.324
San Diego	0-1	.206	4	2	0	0	.970	12.38	2/11	.333
Fresno State	0-1	.188	2	0	0	0	.944	3.38	8/1	.281
Central Arkansas	2-0	.380	24	4	2	4	.945	4.00	20/6	.219
UC Irvine	0-2	.103	3	0	1	1	.962	3.00	15/5	.203
Arkansas State	0-3	.175	10	1	3	0	.980	13.12	24/23	.384
Oklahoma State	0-1	.226	2	0	0	0	.971	12.38	5/6	.414
Oral Roberts	1-0	.235	11	3	1	3	1.000	2.00	7/6	.172
Oklahoma	1-2	.178	14	5	1	3	.957	7.41	31/26	.338
UC Santa Barbara	0-3	.169	7	6	2	0	.889	5.16	20/10	.284
Arkansas	0-1	.219	2	0	0	0	.971	7.00	10/6	.286
Kansas	0-2	.265	11	5	2	0	.985	9.53	20/8	.306
Indiana State	2-1	.196	7	5	1	3	.959	4.80	25/16	.248
Southeast Missouri	1-0	.324	8	3	3	1	.939	2.00	11/1	.094
Murray State	1-0	.366	15	0	4	2	.974	8.00	12/5	.314
Southern Illinois	2-1	.318	25	4	6	6	.961	3.81	30/11	.237
Illinois State	0-3	.200	9	3	3	1	.971	7.12	27/12	.300
Missouri	0-1	.235	6	0	1	0	.923	13.00	6/11	.297
New Orleans										
Bradley										
Wichita State										
DBU										
Evansville										
Valparaiso										

## SINGLE-GAME HIGHS

Batting	Individual	Team
At Bats	6, (5 times)	44 vs. Central Arkansas (2/27)
Runs	4, Ben Whetstone at Murray State (4/3)	15 vs. Central Arkansas (2/27)
		15 at Murray State (4/3)
Hits	3, (12 times)	19 vs. Central Arkansas (2/27)
Doubles	2, Ben Whetstone at Illinois State (4/13)	4 at Kansas (4/9)
Triples	2, John Privitera vs. Missouri (4/16)	2 vs. Central Arkansas (2/27)
		2 vs. Missouri (4/16)
Home Runs	3, Joey Polak at Southern Illinois (4/5)	5 at Southern Illinois (4/5)
Runs Batted In	5, Mason Hull at Murray State (4/3)	14 at Murray State (4/3)
	5, Joey Polak at Southern Illinois (4/5)	
Total Bases	12, Joey Polak at Southern Illinois (4/5)	29 at Southern Illinois (4/5)
Stolen Bases	3, Logan Geha at Southern Illinois (4/5)	5 at Southern Illinois (4/5)
Walks	4, Drew Millas at Oklahoma (3/15)	12 at Oral Roberts (3/13)
	4, Jack Duffy at Murray State (4/3)	12 at Murray State (4/3)
Strikeouts	4, (6 times)	17 at Oklahoma (3/17)
Fielding	Individual	Team
Putouts	16, Ben Whetstone vs. Indiana State (3/31)	36 vs. Indiana State (3/31)
Assists	6, John Privitera (2 times)	14 at Oral Roberts (3/13)
Errors	2, (9 times)	7 at UCSB (3/24)
Double Plays	3, Ben Whetstone at Oral Roberts (3/13)	3 at Oral Roberts (3/13)
	3, John Privitera at Oral Roberts (3/13)	
	3, Sam Faith at Oral Roberts (3/13)	
Pitching	Individual	Team
Innings Pitched	9.0, Forrest Barnes at Southeast Missouri (4/2)	12.0 vs. Indiana State (3/31)
Runs Allowed	7, Forrest Barnes at Oklahoma State (3/12)	16 vs. Nevada (2/15)
	7, Ben Cruikshank vs. Indiana State (3/31)	16 at Arkansas State (3/10)
Earned Runs Allowed	7, Ben Cruikshank vs. Indiana State (3/31)	16 vs. Nevada (2/15)
Hits Allowed	9, Logan Wiley (2 times)	16 at Kansas (4/9)
	9, Jake Lochner at Illinois State (4/12)	
Walks	6, Davis Schwab at Illinois State (4/13)	14 at Oklahoma (3/15)
Strikeouts	11, Logan Thomazin vs. Central Arkansas (2/27)	13 vs. Central Arkansas (2/27)
	11, Forrest Barnes at Southeast Missouri (4/2)	13 vs. Kansas (3/27)
	11, Jake Lochner at Southern Illinois (4/5)	13 vs. Indiana State (3/31)

# MISSOURI STATE BASEBALL

Games 37-39 | MISSOURI STATE BEARS (11-25) vs. NEW ORLEANS PRIVATEERS (18-19) | April 18-20 | Springfield, Mo. | Hammons Field (8,000) | KBFL 1060 AM/96.9 FM

## SEASON RESULTS

Date	MSU Totals	Opponent	Opp. Totals	W/L	Record	Winner	Loser	Save	Highlights
2/15	4-7-1	vs. Nevada <sup>A</sup>	16-12-0	L	0-1	Anderson (1-0)	WILEY (0-1)	--	UNR scores in 8 of 9 inn.; Geha 2-3, 2B, BB
2/16	6-12-1	vs. Utah <sup>A</sup>	2-8-1	W	1-1	SCHWAB (1-0)	Pierce (0-1)	--	Schwab 4.1 IP, 3 H, 0 R, 6 K's; Privitera 3-3, 3 R, SB
2/17	0-2-1	at Texas State <sup>A</sup>	10-9-0	L	1-2	Reich (1-0)	MOORE (0-1)	--	Bears blanked on 2 H; Thomazin 3.1 IP, 2 H, 1 ER, 2 K's
2/22	0-5-3	vs. (24) Cal State Fullerton <sup>®</sup>	7-11-0	L	1-3	Bibee (2-0)	SCHWAB (1-1)	--	Bibee 7.0 SHO IP, 8 K's; Thomazin 2.2 IP, 5 K's
2/23	4-7-1	at San Diego <sup>®</sup>	14-10-0	L	1-4	Hendrickson (2-0)	JUENGER (0-1)	--	USD scores 8 runs in first 3 inn.; Ricketts 2-3, 6 RBIs
2/24	2-6-2	vs. Fresno State <sup>@</sup>	3-9-0	L	1-5	Moore (1-0)	WILEY (0-2)	Arias (2)	3-run 4th lifts Fresno; Sechler 2.0 IP, 4 K's; Millas 2-3, 3B, RBI
2/26	9-11-2	Central Arkansas	7-11-3	W	2-5	WITHERSPOON (1-0)	Smith (0-1)	SECHLER (1)	6-run 6th for MSU; Herron 2-4, HR (1), 2 RBI; Privitera 3-5
2/27	15-19-2	Central Arkansas	3-3-3	W	3-5	THOMAZIN (1-0)	Stone (0-1)	--	Thomazin 7.0 IP, 1 H, 0 ER, 11 K's; Geha career-high 3 H
3/1	2-2-1	(30) UC Irvine-1	3-5-0	L	3-6	Pallante (1-1)	SCHWAB (1-2)	Rashi (3)	Schwab 6.0 IP, 5 H, 3 ER, 5 K's; Zimmerman 2-run HR (1)
3/1	1-4-2	(30) UC Irvine-2	4-8-1	L	3-7	Bocko (3-0)	SECHLER (0-1)	--	UCI bullpen 5.1 hitless inn.; 10 K's; Lewis 3-run HR in 11th
3/8	2-2-1	at Arkansas State	14-15-3	L	3-8	Jackson (1-1)	SCHWAB (1-3)	--	Jackson 6.0 IP, 2 H, 0 ER; Jablonski 2-4, 4 RBIs
3/10	4-8-1	at Arkansas State-1	16-15-0	L	3-9	Coates (3-0)	WILEY (0-3)	--	ASU batters MSU for 15 hits; Felix 2-3, 4 RBIs; Coates 6.0 IP, 7 K's
3/10	4-7-0	at Arkansas State-2	6-8-0	L	3-10	Alberius (2-1)	THOMAZIN (1-1)	K. Stone (5)	Clayton 2-3, HR (1); Sechler 2.2 IP, 1 ER, 3 K's
3/12	2-7-1	at Oklahoma State	13-12-1	L	3-11	Standlee (2-0)	BARNES (0-1)	--	Polak 3-4, RBI; Witherspoon 4.0 IP, 1 H, 1 ER
3/13	11-8-0	at Oral Roberts	2-5-0	W	4-11	LOCHNER (1-0)	Odom (0-2)	--	Faith 2-5, 3 RBIs; Lochner 3.2 IP, 1 H, 0 ER, 3 K's
3/15	11-9-0	at Oklahoma	8-13-3	W	5-11	SECHLER (1-1)	Olds (0-1)	--	Bears rally from 8-0 deficit; Geha grand slam; Sechler 3.0 SHO IP
3/16	2-5-3	at Oklahoma	11-13-0	L	5-12	Wiles (4-0)	THOMAZIN (1-2)	--	Wiles 7.0 IP, 4 H, 2 ER, 9 K's; Cavalli 3-run HR
3/17	1-4-0	at Oklahoma	6-11-0	L	5-13	Prater (4-1)	WILEY (0-4)	--	Prater 7.0 IP, 1 H, 1 ER, 15 K's; OU pitching fans 17 Bears
3/22	3-6-2	at (28) UC Santa Barbara	7-10-0	L	5-14	Brecht (4-0)	THOMAZIN (1-3)	McGreevy (4)	Brecht, McGreevy combine to strike out 16 Bears
3/23	3-6-2	at (28) UC Santa Barbara	5-6-1	L	5-15	Dashwood (4-0)	SECHLER (1-2)	Lincoln (5)	UCSB scores three times in 6th and 7th inn. to break 2-2 tie
3/24	1-3-7	at (28) UC Santa Barbara	11-9-0	L	5-16	Boone (2-0)	WILEY (0-5)	--	Gauchos score nine unearned runs on seven MSU errors
3/26	2-7-1	(8) Arkansas	8-10-1	L	5-17	Vermillion (3-0)	JUENGER (0-2)	--	Razorbacks post twin three-run rallies to overcome 2-0 deficit
3/27	5-9-1	Kansas	9-6-1	L	5-18	Washilewski (2-0)	BARNES (0-2)	--	Groshans HR, 6 RBIs to help KU build 7-0 lead
3/29	6-12-3	Indiana State <sup>A</sup>	5-11-2	W	6-18	SECHLER (2-2)	Grauer (1-2)	--	Whetstone 2-4, 2 RBIs; Sechler 3.2, 3 H, 0 ER, 5 K's
3/31	1-4-2	Indiana State-1 <sup>A</sup>	9-7-1	W	7-18	JUENGER (1-2)	Guerrero (1-1)	--	Ramos walk-off, bases-loaded walk in 12th; Wiley 7.1 SHO IP, 6 K's
3/31	0-4-0	Indiana State-2 <sup>A</sup>	12-10-1	L	7-19	Whitbread (5-0)	CRUIKSHANK (0-1)	--	Whitbread 7.0 IP (CG), 4 H, 0 ER, 10 K's; Huntley 3-4
4/2	8-12-2	at Southeast Missouri	2-3-2	W	8-19	BARNES (1-2)	Cisneros (1-1)	--	Barnes 9.0 IP (CG), 3 H, 2 ER, 1 BB, 11 K's; Kotowski 2 HR's
4/3	15-15-1	at Murray State	10-11-2	W	9-19	JUENGER (2-2)	Carvell (0-2)	SECHLER (2)	Hull 2 HR, 5 RBIs; Whetstone 1-2, HR, 4 R; Privitera 3-5, 2 RBIs
4/5	10-14-2	at Southern Illinois <sup>A</sup>	5-5-2	W	10-19	LOCHNER (2-0)	Grace (0-1)	--	Lochner 8.0 IP, 11 K's; Polak 3 HR's, 5 RBIs; Kotowski 2 HR's
4/6	13-14-1	at Southern Illinois-1 <sup>A</sup>	4-8-1	W	11-19	WILEY (1-5)	Givens (3-3)	SECHLER (3)	Polak 2-4, 2 RBIs; Hull 2-3, go-ahead HR, 3 RBIs
4/6	2-7-1	at Southern Illinois-2 <sup>A</sup>	4-10-0	L	11-20	Begner (3-3)	CRUIKSHANK (0-2)	McDaniel (9)	Schwab 5.2 IP, 3 H, 0 R, 8 K's in relief
4/9	6-9-0	at Kansas	11-16-0	L	11-21	Barry (2-0)	SCHMIDT (0-1)	--	Jayhawks record 7 extra-base hits; Duffy 2-2, 9-game hit streak
4/12	1-9-2	at Illinois State <sup>A</sup>	7-12-1	L	11-22	Headrick (3-3)	LOCHNER (2-1)	--	Headrick strikes out 12; Parola 3-4
4/13	5-6-0	at Illinois State-1 <sup>A</sup>	7-10-4	L	11-23	Johnson (4-0)	SECHLER (2-3)	--	ISU scores seven unanswered; Duffy 2-5, 11-game hit streak
4/13	3-5-1	at Illinois State-2 <sup>A</sup>	5-8-0	L	11-24	Walker (2-5)	SCHWAB (1-4)	Gilmore (6)	Polak, Privitera homer; Walker 7.0 IP, 2 H, 1 ER, 8 K's
4/16	6-8-3	(21) Missouri	14-11-0	L	11-25	Robertson (2-0)	SCHMIDT (0-2)	--	Privitera 3-4, 2 3Bs; Whetstone 2-run HR, 10-game hit streak
4/18		New Orleans							
4/19		New Orleans							
4/20		New Orleans							
4/23		at Missouri							
4/26		Bradley <sup>A</sup>							
4/27		Bradley <sup>A</sup>							
4/28		Bradley <sup>A</sup>							
4/30		at Wichita State							
5/2		DBU <sup>A</sup>							
5/3		DBU <sup>A</sup>							
5/4		DBU <sup>A</sup>							
5/7		Wichita State							
5/10		at Evansville <sup>A</sup>							
5/11		at Evansville <sup>A</sup>							
5/12		at Evansville <sup>A</sup>							
5/16		Valparaiso <sup>A</sup>							
5/17		Valparaiso <sup>A</sup>							
5/18		Valparaiso <sup>A</sup>							

\* Missouri Valley Conference game; <sup>A</sup> at Texas State Tournament (San Marcos, Texas); <sup>®</sup> at Tony Gwynn Legacy (San Diego, Calif.)

**Record Breakdown:** 11-25 overall, 4-5 MVC; 7-20 non-conference; 6-16 away; 4-6 home; 1-3 neutral; 3-5 February; 4-14 March; 4-6 April; 7-17 day games; 4-8 night games; longest winning streak - 4; longest losing streak - 7

# MISSOURI STATE BASEBALL

Games 37-39 | MISSOURI STATE BEARS (11-25) vs. NEW ORLEANS PRIVATEERS (18-19) | April 18-20 | Springfield, Mo. | Hammons Field (8,000) | KBFL 1060 AM/96.9 FM

## OVERALL BATTING-FIELDING STATISTICS

Record: 11-25 Home: 4-6 Away: 6-16 Neutral: 1-3 MVC: 4-5

Player	avg	gp-gs	ab	r	h	2b	3b	hr	rbi	tb	slg%	bb	hp	so	gdp	ob%	sf	sh	sb-att	po	a	e	fld%	
Kotowski,Dakota	.286	27-21	77	14	22	1	0	7	10	44	.571	6	3	36	1	.360	0	0	0-0	32	1	3	.917	
Duffy,Jack	.265	35-34	113	15	30	5	0	1	8	38	.336	18	2	18	1	.373	1	3	3-5	85	1	3	.966	
Whetstone,Ben	.256	36-36	129	17	33	9	0	2	17	48	.372	16	8	25	3	.368	2	0	0-2	254	15	1	.996	
Privitera,John	.255	36-36	137	17	35	6	3	1	14	50	.365	13	2	32	0	.329	0	2	6-9	51	70	5	.960	
Millas,Drew	.252	31-31	119	16	30	8	2	2	15	48	.403	19	3	39	2	.364	2	0	0-0	180	13	5	.975	
Polak,Joey	.235	36-36	132	19	31	4	0	6	21	53	.402	13	2	52	1	.307	3	0	0-0	15	49	9	.877	
Hull,Mason	.181	31-30	94	11	17	6	0	3	16	32	.340	4	1	35	0	.220	1	2	0-1	50	65	9	.927	
Geha,Logan	.176	36-34	119	17	21	2	0	5	18	38	.319	18	7	46	1	.319	0	5	10-10	158	21	7	.962	
-----																								
Herron,Anthony	.243	26-17	70	12	17	1	0	2	12	24	.343	5	2	24	1	.308	1	0	4-5	0	0	0	.000	
Faith,Sam	.240	25-8	50	5	12	2	0	0	4	14	.280	2	3	19	0	.309	0	1	1-1	9	17	2	.929	
Ramos,Javier	.222	7-1	9	2	2	0	0	1	5	5	.556	1	0	5	0	.300	0	0	0-0	0	1	1	.500	
Clayton,Collin	.206	29-21	68	15	14	1	2	1	4	22	.324	9	2	14	3	.316	0	1	1-1	56	0	0	1.000	
Zimmerman,Brooks	.188	20-13	48	6	9	1	0	1	5	13	.271	4	1	21	1	.259	1	1	0-0	14	0	0	1.000	
Fitzpatrick,Jordan	.083	23-6	36	4	3	0	0	0	2	3	.083	6	0	12	0	.214	0	0	0-0	12	0	1	.923	
Juenger,Hayden	.000	1-0	1	0	0	0	0	0	0	0	.000	0	0	1	0	.000	0	0	0-0	0	4	0	1.000	
Totals	.230	36	1202	170	276	46	7	32	151	432	.359	134	36	379	14	.322	11	15	25-34	926	301	53	.959	
Opponents	.286	36	1200	271	343	71	16	30	250	536	.447	181	69	293	23	.402	24	25	52-66	965	283	33	.974	

LOB - Team (263), Opp (302). DPs turned - Team (28), Opp (17).

## OVERALL PITCHING STATISTICS

(All games Sorted by Earned run avg)

Player	era	w-l	app	gs	cg	sho	sv	ip	h	r	er	bb	so	2b	3b	hr	b/avg	wp	hp	bk	sfa	sha
Wiley,Logan	4.91	1-5	9	9	0	0/1	0	47.2	60	31	26	8	42	13	3	5	.305	0	8	0	2	5
Lochner,Jake	5.50	2-1	11	4	0	0/0	0	36.0	35	25	22	13	29	9	3	3	.257	3	6	0	0	4
-----																						
Sechler,Connor	3.18	2-3	15	0	0	0/1	3	34.0	22	13	12	21	42	2	0	1	.188	1	5	0	3	2
Barnes,Forrest	4.70	1-2	6	5	1	0/0	0	23.0	17	15	12	12	21	5	0	4	.205	1	5	0	0	1
Juenger,Hayden	5.08	2-2	14	2	0	0/1	0	33.2	34	22	19	18	32	4	4	1	.266	0	4	2	2	1
Schwab,Davis	7.15	1-4	12	5	0	0/1	0	34.0	44	29	27	24	37	12	2	2	.319	5	4	2	1	4
Thomazin,Logan	7.39	1-3	11	4	0	0/0	0	28.0	28	25	23	13	31	5	1	4	.275	5	15	0	4	2
Witherspoon,Nate	9.56	1-0	12	0	0	0/0	0	16.0	24	22	17	9	15	5	1	3	.364	2	7	0	6	0
Schmidt,Nick	9.98	0-2	12	2	0	0/0	0	15.1	19	18	17	13	10	5	0	2	.311	3	6	0	2	0
Cruikshank,Ben	10.31	0-2	9	4	0	0/0	0	18.1	22	25	21	23	13	2	0	2	.310	1	3	0	1	4
Carson,Peyton	12.27	0-0	6	0	0	0/0	0	7.1	11	10	10	4	4	2	1	2	.367	0	2	0	1	1
Gibbs,Zach	15.12	0-0	8	0	0	0/0	0	8.1	11	17	14	9	12	3	1	1	.324	4	2	1	1	1
Moore,Alex	19.29	0-1	3	1	0	0/0	0	4.2	14	10	10	4	1	3	0	0	.519	0	0	0	1	0
Ramos,Javier	27.00	0-0	5	0	0	0/0	0	2.1	2	9	7	10	4	1	0	0	.200	1	2	0	0	0
Totals	6.91	11-25	36	36	1	1/1	3	308.2	343	271	237	181	293	71	16	30	.286	26	69	5	24	25
Opponents	3.95	25-11	36	36	1	3/2	7	321.2	276	170	141	134	379	46	7	32	.230	26	36	6	11	15

PB - Team (1), Geha,L. 1, Opp (11). Pickoffs - Team (11), Geha,L. 3, Schwab,D. 3, Wiley,L. 2, Thomazin,L. 2, Juenger,H. 1, Opp (4).

# MISSOURI STATE BASEBALL

Games 37-39 | MISSOURI STATE BEARS (11-25) vs. NEW ORLEANS PRIVATEERS (18-19) | April 18-20 | Springfield, Mo. | Hammons Field (8,000) | KBFL 1060 AM/96.9 FM

## MVC BATTING-FIELDING STATISTICS

Record: 4-5 Home: 2-1 Away: 2-4 MVC: 4-5

Player	avg	gp-gs	ab	r	h	2b	3b	hr	rbi	tb	slg%	bb	hp	so	gdp	ob%	sf	sh	sb-att	po	a	e	fld%	
Polak,Joey	.367	9-9	30	5	11	0	0	4	12	23	.767	7	0	12	0	.462	2	0	0-0	3	10	4	.765	
Whetstone,Ben	.361	9-9	36	5	13	5	0	0	5	18	.500	2	1	7	2	.410	0	0	0-0	72	6	0	1.000	
Duffy,Jack	.361	9-9	36	6	13	2	0	1	1	18	.500	2	1	6	0	.410	0	2	1-1	17	0	1	.944	
Kotowski,Dakota	.300	9-9	30	5	9	1	0	3	4	19	.633	4	1	10	1	.400	0	0	0-0	11	0	0	1.000	
Herron,Anthony	.222	7-4	18	1	4	0	0	0	0	4	.222	1	1	6	0	.300	0	0	2-3	0	0	0	.000	
Privitera,John	.212	9-9	33	6	7	1	0	1	4	11	.333	4	0	7	0	.297	0	1	2-2	13	20	0	1.000	
Hull,Mason	.200	9-9	30	2	6	1	0	1	4	10	.333	3	0	12	0	.265	1	0	0-0	14	22	1	.973	
Millas,Drew	.189	9-9	37	6	7	2	0	0	4	9	.243	4	1	12	0	.279	1	0	0-0	55	4	3	.952	
Geha,Logan	.107	9-8	28	2	3	0	0	0	0	3	.107	3	2	11	0	.242	0	2	5-5	38	3	0	1.000	
-----																								
Clayton,Collin	.222	5-2	9	3	2	0	1	0	1	4	.444	3	0	2	0	.417	0	0	0-0	9	0	0	1.000	
Fitzpatrick,Jordan	.000	6-2	12	0	0	0	0	0	0	0	.000	0	0	5	0	.000	0	0	0-0	5	0	0	1.000	
Zimmerman,Brooks	.000	5-1	5	0	0	0	0	0	0	0	.000	0	0	3	0	.000	0	1	0-0	0	0	0	.000	
Ramos,Javier	.000	2-1	4	0	0	0	0	0	1	0	.000	1	0	2	0	.200	0	0	0-0	0	0	1	.000	
Faith,Sam	.000	4-0	3	0	0	0	0	0	0	0	.000	0	0	2	0	.000	0	0	0-0	0	0	0	.000	
Juenger,Hayden	.000	1-0	1	0	0	0	0	0	0	0	.000	0	0	1	0	.000	0	0	0-0	0	2	0	1.000	
Totals	.240	9	312	41	75	12	1	10	36	119	.381	34	7	98	3	.325	4	6	10-11	240	76	12	.963	
Opponents	.261	9	310	49	81	17	3	4	45	116	.374	39	6	82	6	.354	1	5	14-15	248	73	12	.964	

LOB - Team (74), Opp (72). DPs turned - Team (7), Opp (6).

## MVC PITCHING STATISTICS

(MVC games only Sorted by Earned run avg)

Player	era	w-l	app	gs	cg	sho	sv	ip	h	r	er	bb	so	2b	3b	hr	b/avg	wp	hp	bk	sfa	sha
Juenger,Hayden	1.93	1-0	6	0	0	0/1	0	9.1	5	2	2	5	7	2	1	0	.156	0	0	1	0	0
Sechler,Connor	2.25	1-1	4	0	0	0/1	1	12.0	5	3	3	7	15	0	0	0	.125	0	1	0	0	0
Schwab,Davis	2.45	0-1	3	1	0	0/1	0	11.0	9	3	3	8	14	3	0	1	.220	0	1	0	0	0
Wiley,Logan	3.50	1-0	3	3	0	0/1	0	18.0	22	8	7	2	19	4	0	2	.297	0	0	0	0	2
Lochner,Jake	6.27	1-1	3	3	0	0/0	0	18.2	20	15	13	6	18	5	2	0	.263	2	2	0	0	2
-----																						
Schmidt,Nick	0.00	0-0	1	0	0	0/0	0	2.0	1	0	0	0	1	0	0	0	.143	0	0	0	0	0
Thomazin,Logan	5.40	0-0	2	0	0	0/0	0	1.2	2	1	1	2	1	1	0	0	.400	1	1	0	0	0
Gibbs,Zach	10.80	0-0	2	0	0	0/0	0	3.1	5	4	4	2	5	1	0	1	.333	2	0	0	0	0
Cruikshank,Ben	27.00	0-2	2	2	0	0/0	0	3.1	9	10	10	5	2	0	0	0	.600	0	1	0	1	1
Witherspoon,Nate	40.50	0-0	1	0	0	0/0	0	0.2	3	3	3	2	0	1	0	0	.600	0	0	0	0	0
Totals	5.18	4-5	9	9	0	1/1	1	80.0	81	49	46	39	82	17	3	4	.261	5	6	1	1	5
Opponents	3.70	5-4	9	9	1	1/0	2	82.2	75	41	34	34	98	12	1	10	.240	8	7	0	4	6

PB - Team (0), Opp (5). Pickoffs - Team (5), Wiley,L. 2, Juenger,H. 1, Schwab,D. 1, Geha,L. 1, Opp (1).

# MISSOURI STATE BASEBALL

Games 37-39 | MISSOURI STATE BEARS (11-25) vs. NEW ORLEANS PRIVATEERS (18-19) | April 18-20 | Springfield, Mo. | Hammons Field (8,000) | KBFL 1060 AM/96.9 FM

## HOME BATTING-FIELDING STATISTICS

Record: 4-6 Home: 4-6 Away: 0-0 MVC: 2-1

Player	avg	gp-gs	ab	r	h	2b	3b	hr	rbi	tb	slg%	bb	hp	so	gdp	ob%	sf	sh	sb-att	po	a	e	fld%	
Herron,Anthony	.364	8-6	22	6	8	0	0	1	4	11	.500	2	0	7	0	.417	0	0	1-1	0	0	0	.000	
Kotowski,Dakota	.360	7-6	25	2	9	1	0	1	1	13	.520	0	1	11	1	.385	0	0	0-0	7	0	1	.875	
Privitera,John	.343	10-10	35	5	12	0	3	0	3	18	.514	3	0	9	0	.395	0	1	2-3	14	21	0	1.000	
Duffy,Jack	.278	10-10	36	5	10	2	0	0	1	12	.333	0	1	7	0	.297	0	2	1-2	24	0	0	1.000	
Whetstone,Ben	.268	10-10	41	3	11	3	0	1	6	17	.415	2	1	7	1	.318	0	0	0-1	78	8	1	.989	
Geha,Logan	.250	10-10	32	7	8	0	0	1	4	11	.344	6	4	10	0	.429	0	3	4-4	52	7	2	.967	
Millas,Drew	.190	6-6	21	1	4	1	0	0	1	5	.238	5	1	6	1	.370	0	0	0-0	46	2	1	.980	
Polak,Joey	.182	10-10	33	5	6	1	0	1	4	10	.303	5	1	14	1	.308	0	0	0-0	6	9	4	.789	
Hull,Mason	.097	10-10	31	3	3	2	0	0	3	5	.161	0	1	12	0	.125	0	1	0-0	21	22	6	.878	
-----																								
Ramos,Javier	.286	4-1	7	2	2	0	0	1	5	5	.714	1	0	3	0	.375	0	0	0-0	0	1	1	.500	
Faith,Sam	.286	7-0	7	2	2	0	0	0	0	2	.286	0	0	2	0	.286	0	0	0-0	0	0	0	.000	
Zimmerman,Brooks	.176	7-4	17	4	3	0	0	1	3	6	.353	2	0	8	1	.250	1	1	0-0	4	0	0	1.000	
Clayton,Collin	.111	9-6	18	2	2	0	1	0	1	4	.222	1	0	6	1	.158	0	0	0-0	19	0	0	1.000	
Fitzpatrick,Jordan	.071	6-1	14	0	1	0	0	0	1	1	.071	0	0	6	0	.071	0	0	0-0	4	0	0	1.000	
Juenger,Hayden	.000	1-0	1	0	0	0	0	0	0	0	.000	0	0	1	0	.000	0	0	0-0	0	2	0	1.000	
Totals	.238	10	340	47	81	10	4	7	37	120	.353	27	10	109	6	.312	1	8	8-11	279	88	17	.956	
Opponents	.236	10	347	65	82	15	2	6	63	119	.343	47	26	89	6	.365	5	9	10-13	269	79	12	.967	

LOB - Team (70), Opp (90). DPs turned - Team (7), Opp (7).

## HOME PITCHING STATISTICS

(Home games Sorted by Earned run avg)

Player	era	w-l	app	gs	cg	sho	sv	ip	h	r	er	bb	so	2b	3b	hr	b/avg	wp	hp	bk	sfa	sha		
Wiley,Logan	0.00	0-0	2	2	0	0/1	0	13.0	8	1	0	0	13	0	0	0	.174	0	0	0	0	2		
Sechler,Connor	2.63	1-1	5	0	0	0/1	1	13.2	11	4	4	4	15	1	0	1	.212	0	2	0	0	0		
Thomazin,Logan	3.38	1-0	4	1	0	0/0	0	10.2	4	6	4	6	15	1	0	1	.121	1	6	0	1	1		
Barnes,Forrest	4.35	0-1	3	3	0	0/0	0	10.1	7	6	5	5	7	3	0	1	.194	0	4	0	0	1		
-----																								
Carson,Peyton	0.00	0-0	1	0	0	0/0	0	1.0	0	0	0	2	1	0	0	0	.000	0	0	0	0	0		
Ramos,Javier	0.00	0-0	1	0	0	0/0	0	0.1	0	0	0	0	0	0	0	0	.000	0	0	0	0	0		
Lochner,Jake	5.14	0-0	3	1	0	0/0	0	7.0	7	5	4	3	2	0	1	0	.259	1	2	0	0	1		
Juenger,Hayden	5.79	1-1	3	0	0	0/1	0	4.2	5	3	3	4	3	1	0	0	.294	0	0	0	0	0		
Schwab,Davis	7.04	0-1	4	1	0	0/1	0	7.2	8	6	6	5	9	4	0	0	.258	2	3	1	0	2		
Cruikshank,Ben	8.31	0-1	3	2	0	0/0	0	8.2	8	9	8	8	7	0	0	1	.250	0	2	0	1	2		
Schmidt,Nick	10.38	0-1	4	0	0	0/0	0	4.1	4	5	5	3	3	1	0	0	.250	1	2	0	1	0		
Witherspoon,Nate	13.50	1-0	5	0	0	0/0	0	7.1	13	13	11	4	9	2	0	2	.382	0	4	0	1	0		
Gibbs,Zach	14.54	0-0	3	0	0	0/0	0	4.1	7	7	7	3	5	2	1	0	.368	2	1	1	1	0		
Totals	5.52	4-6	10	10	0	1/1	1	93.0	82	65	57	47	89	15	2	6	.236	7	26	2	5	9		
Opponents	3.41	6-4	10	10	1	1/0	1	89.2	81	47	34	27	109	10	4	7	.238	7	10	2	1	8		

# MISSOURI STATE BASEBALL

Games 37-39 | MISSOURI STATE BEARS (11-25) vs. NEW ORLEANS PRIVATEERS (18-19) | April 18-20 | Springfield, Mo. | Hammons Field (8,000) | KBFL 1060 AM/96.9 FM

## ROAD BATTING-FIELDING STATISTICS

Record: 6-16 Home: 0-0 Away: 6-16 MVC: 2-4

Player	avg	gp-gs	ab	r	h	2b	3b	hr	rbi	tb	slg%	bb	hp	so	gdp	ob%	sf	sh	sb-att	po	a	e	fld%	
Whetstone, Ben	.284	22-22	74	13	21	6	0	1	10	30	.405	11	7	15	2	.419	1	0	0-0	143	6	0	1.000	
Duffy, Jack	.277	21-20	65	9	18	3	0	1	6	24	.369	15	1	10	1	.415	1	1	2-3	51	0	3	.944	
Millas, Drew	.274	21-21	84	13	23	6	1	2	11	37	.440	12	2	30	1	.374	1	0	0-0	111	10	4	.968	
Polak, Joey	.274	22-22	84	13	23	3	0	5	16	41	.488	7	1	28	0	.326	3	0	0-0	7	37	4	.917	
Kotowski, Dakota	.250	20-15	52	12	13	0	0	6	9	31	.596	6	2	25	0	.350	0	0	0-0	25	1	2	.929	
Hull, Mason	.245	17-16	49	7	12	3	0	3	13	24	.490	4	0	18	0	.296	1	1	0-0	22	33	1	.982	
Privitera, John	.182	22-22	88	8	16	4	0	1	10	23	.261	8	0	20	0	.250	0	1	3-4	33	37	2	.972	
Geha, Logan	.120	22-20	75	9	9	1	0	4	13	22	.293	10	2	31	1	.241	0	2	5-5	92	13	5	.955	
-----																								
Faith, Sam	.237	16-7	38	3	9	2	0	0	4	11	.289	2	2	16	0	.310	0	1	1-1	9	17	2	.929	
Clayton, Collin	.235	16-11	34	12	8	1	1	1	3	14	.412	8	2	5	1	.409	0	0	1-1	26	0	0	1.000	
Herron, Anthony	.209	16-10	43	6	9	1	0	1	8	13	.302	3	2	15	1	.286	1	0	3-4	0	0	0	.000	
Fitzpatrick, Jordan	.091	16-5	22	4	2	0	0	0	0	2	.091	5	0	6	0	.259	0	0	0-0	8	0	1	.889	
Zimmerman, Brooks	.083	10-7	24	2	2	1	0	0	1	3	.125	1	1	13	0	.154	0	0	0-0	9	0	0	1.000	
Ramos, Javier	.000	3-0	2	0	0	0	0	0	0	0	.000	0	0	2	0	.000	0	0	0-0	0	0	0	.000	
Totals	.225	22	734	111	165	31	2	25	104	275	.375	92	22	234	7	.326	8	6	15-18	542	178	29	.961	
Opponents	.306	22	716	178	219	53	11	19	162	351	.490	119	31	172	13	.418	16	14	37-47	588	172	20	.974	

LOB - Team (163), Opp (176). DPs turned - Team (17), Opp (9).

## ROAD PITCHING STATISTICS

(Away games Sorted by Earned run avg)

Player	era	w-l	app	gs	cg	sho	sv	ip	h	r	er	bb	so	2b	3b	hr	b/avg	wp	hp	bk	sfa	sha
Juenger, Hayden	4.91	1-1	10	1	0	0/0	0	25.2	24	17	14	11	27	3	4	1	.250	0	4	1	2	1
Lochner, Jake	5.59	2-1	8	3	0	0/0	0	29.0	28	20	18	10	27	9	2	3	.257	2	4	0	0	3
Wiley, Logan	6.66	1-3	5	5	0	0/0	0	24.1	37	22	18	7	23	13	1	4	.343	0	5	0	1	2
-----																						
Sechler, Connor	4.24	1-2	8	0	0	0/0	2	17.0	11	9	8	17	21	1	0	0	.200	1	2	0	3	2
Barnes, Forrest	5.25	1-1	2	2	1	0/0	0	12.0	9	9	7	6	14	2	0	3	.200	1	1	0	0	0
Witherspoon, Nate	5.40	0-0	5	0	0	0/0	0	8.1	11	8	5	3	5	3	1	1	.355	2	3	0	5	0
Schwab, Davis	8.66	0-2	6	3	0	0/0	0	17.2	26	18	17	17	19	7	2	1	.356	3	0	0	1	1
Cruikshank, Ben	8.68	0-1	5	2	0	0/0	0	9.1	14	12	9	12	5	2	0	1	.368	1	0	0	0	2
Thomazin, Logan	11.05	0-3	6	3	0	0/0	0	14.2	21	18	18	6	11	4	1	3	.350	4	8	0	2	1
Carson, Peyton	11.81	0-0	4	0	0	0/0	0	5.1	8	7	7	2	3	2	0	1	.381	0	1	0	1	1
Schmidt, Nick	12.27	0-1	6	2	0	0/0	0	7.1	11	11	10	9	6	3	0	0	.344	2	2	0	0	0
Gibbs, Zach	15.75	0-0	5	0	0	0/0	0	4.0	4	10	7	6	7	1	0	1	.267	2	1	0	0	1
Moore, Alex	19.29	0-1	3	1	0	0/0	0	4.2	14	10	10	4	1	3	0	0	.519	0	0	0	1	0
Ramos, Javier	33.75	0-0	3	0	0	0/0	0	1.1	1	7	5	9	3	0	0	0	.167	1	0	0	0	0
Totals	7.62	6-16	22	22	1	0/0	2	180.2	219	178	153	119	172	53	11	19	.306	19	31	1	16	14
Opponents	4.36	16-6	22	22	0	1/1	5	196.0	165	111	95	92	234	31	2	25	.225	16	22	3	8	6

PB - Team (1), Geha, L. 1, Opp (8). Pickoffs - Team (6), Geha, L. 3, Schwab, D. 2, Wiley, L. 1, Opp (2).

# MISSOURI STATE BASEBALL

Games 37-39 | MISSOURI STATE BEARS (11-25) vs. NEW ORLEANS PRIVATEERS (18-19) | April 18-20 | Springfield, Mo. | Hammons Field (8,000) | KBFL 1060 AM/96.9 FM

## MSU GAME-BY-GAME BATTING

Date	Opponent	ab	r	h	rbi	2b	3b	hr	tb	bb	ibb	sb	cs	hbp	sac	sf	gdp	k	po	a	e	lob	avg
Feb 15	vs Nevada	33	4	7	3	2	0	0	9	6	0	0	0	2	0	0	0	10	27	6	1	10	.212
Feb 16	vs Utah	33	6	12	5	3	0	0	15	3	1	1	1	1	1	1	1	2	27	9	1	6	.288
Feb 17	at Texas State	29	0	2	0	0	0	0	2	0	0	0	0	0	0	0	0	8	24	10	1	2	.221
Feb 22	vs Cal State Fullerton	30	0	5	0	0	0	0	5	1	0	1	2	0	0	0	0	11	27	10	3	4	.208
Feb 23	at San Diego	34	4	7	3	2	0	0	9	5	0	0	0	2	0	0	0	12	24	8	1	10	.208
Feb 24	vs Fresno State	32	2	6	2	0	1	0	8	5	0	0	0	1	0	1	0	13	24	10	2	10	.204
Feb 26	CENTRAL ARKANSAS	35	9	11	7	2	0	1	16	5	0	1	1	0	0	0	2	6	27	6	2	7	.221
Feb 27	CENTRAL ARKANSAS	44	15	19	10	2	2	1	28	1	0	3	1	2	1	0	0	10	27	9	2	9	.256
Mar 01	UC IRVINE	23	2	2	2	0	0	1	5	1	0	1	0	1	0	0	0	8	21	9	1	2	.242
Mar 01	UC IRVINE	35	1	4	1	0	0	0	4	1	0	0	0	0	1	0	1	12	33	13	2	3	.229
Mar 08	at Arkansas State	31	2	2	2	1	0	0	3	3	0	0	0	1	0	0	1	7	24	6	1	6	.214
Mar 10	at Arkansas State	33	4	8	4	0	0	1	11	3	0	0	0	1	0	1	1	9	24	9	1	7	.217
Mar 10	at Arkansas State	33	4	7	4	0	0	2	13	3	0	0	0	0	1	0	0	9	24	10	0	6	.216
Mar 12	at Oklahoma State	31	2	7	2	0	0	0	7	5	0	0	1	1	0	0	2	11	24	10	1	8	.217
Mar 13	at Oral Roberts	34	11	8	10	3	0	1	14	12	0	3	0	1	0	1	0	8	27	14	0	10	.218
Mar 15	at Oklahoma	37	11	9	11	3	0	1	15	11	2	1	0	1	0	1	0	10	27	8	0	12	.220
Mar 16	at Oklahoma	32	2	5	2	1	0	1	9	2	0	1	0	0	0	0	0	12	24	5	3	5	.216
Mar 17	at Oklahoma	30	1	4	1	1	0	1	8	1	0	0	0	2	0	0	1	17	24	10	0	5	.212
Mar 22	at UC Santa Barbara	33	3	6	3	1	0	2	13	1	0	0	0	1	0	0	0	16	24	6	2	5	.211
Mar 23	at UC Santa Barbara	32	3	6	3	3	0	0	9	0	0	0	0	0	1	0	0	11	24	6	2	3	.209
Mar 24	at UC Santa Barbara	24	1	3	1	2	0	0	5	1	0	0	0	1	0	0	0	12	20	8	7	4	.206
Mar 26	ARKANSAS	32	2	8	1	0	0	0	8	3	0	0	0	2	1	0	1	10	27	7	1	9	.208
Mar 27	KANSAS	35	5	9	5	1	0	2	16	1	0	0	0	1	1	1	0	15	27	8	1	7	.211
*Mar 29	INDIANA STATE	40	6	12	5	2	0	1	17	3	0	2	0	2	2	0	1	8	33	8	3	10	.215
*Mar 31	INDIANA STATE	36	1	4	1	1	0	0	5	7	3	1	0	1	2	0	1	16	36	11	2	11	.211
*Mar 31	INDIANA STATE	26	0	4	0	2	0	0	6	1	0	0	0	0	0	0	0	10	21	8	0	6	.209
Apr 02	at Southeast Missouri	37	8	12	8	3	1	3	26	6	0	1	0	2	1	0	1	8	27	4	2	11	.214
Apr 03	at Murray St.	41	15	15	14	0	0	4	27	12	0	2	1	3	0	0	0	12	27	10	1	14	.221
*Apr 05	at Southern Illinois	40	10	14	9	0	0	5	29	5	0	5	0	1	0	1	0	12	27	6	2	10	.226
*Apr 06	at Southern Illinois	38	13	14	11	2	1	1	21	8	0	1	0	0	2	0	1	8	27	6	1	8	.231
*Apr 06	at Southern Illinois	32	2	7	1	2	0	0	9	3	0	0	1	2	0	0	0	8	24	9	1	8	.231
Apr 09	at Kansas	33	6	9	6	4	0	0	13	4	0	0	0	2	1	1	0	8	24	5	0	8	.232
*Apr 12	at Illinois State	36	1	9	1	0	0	0	9	3	0	1	0	0	0	0	0	15	24	13	2	11	.233
*Apr 13	at Illinois State	34	5	6	5	2	0	1	11	2	0	0	0	0	0	2	0	11	24	9	0	6	.231
*Apr 13	at Illinois State	30	3	5	3	1	0	2	12	2	0	0	0	1	0	1	0	10	24	6	1	4	.229
Apr 16	MISSOURI	34	6	8	5	0	2	1	15	4	0	0	1	1	0	0	0	14	27	9	3	6	.230
Totals		1202	170	276	151	46	7	32	432	134	6	25	9	36	15	11	14	379	926	301	53	263	.230

# MISSOURI STATE BASEBALL

Games 37-39 | MISSOURI STATE BEARS (11-25) vs. NEW ORLEANS PRIVATEERS (18-19) | April 18-20 | Springfield, Mo. | Hammons Field (8,000) | KBFL 1060 AM/96.9 FM

## MSU GAME-BY-GAME PITCHING

Date	Opponent	ip	h	r	er	bb	so	2b	3b	hr	wp	bk	hbp	dp	ibb	score	w-l	sv	era
Feb 15	vs Nevada	9.0	14	16	16	5	6	2	3	4	0	0	8	1	0	4-16	0-1	0	16.00
Feb 16	vs Utah	9.0	8	2	2	4	10	1	0	0	0	2	2	1	0	6-2	1-1	0	9.00
Feb 17	at Texas State	8.0	9	10	8	8	4	2	0	0	2	0	2	0	0	0-10	1-2	0	9.00
Feb 22	vs Cal State Fullerton	9.0	11	7	6	5	8	0	0	1	0	0	2	2	0	0-7	1-3	0	8.23
Feb 23	at San Diego	8.0	10	14	11	11	2	2	2	0	1	0	1	2	0	4-14	1-4	0	9.00
Feb 24	vs Fresno State	8.0	9	3	3	1	8	0	0	0	0	0	0	0	1	2-3	1-5	0	8.12
Feb 26	CENTRAL ARKANSAS	9.0	11	7	6	1	7	4	0	0	0	0	5	0	0	9-7	2-5	1	7.80
Feb 27	CENTRAL ARKANSAS	9.0	3	3	2	5	13	0	0	0	0	0	3	0	0	15-3	3-5	1	7.04
Mar 01	UC IRVINE	7.0	5	3	3	4	7	4	0	0	1	1	1	0	0	2-3	3-6	1	6.75
Mar 01	UC IRVINE	11.0	8	4	3	1	8	0	0	1	0	0	2	1	0	1-4	3-7	1	6.21
Mar 08	at Arkansas State	8.0	15	14	14	10	8	2	2	1	1	0	2	2	0	2-14	3-8	1	7.01
Mar 10	at Arkansas State	8.0	15	16	15	9	9	6	1	2	0	0	2	0	0	4-16	3-9	1	7.78
Mar 10	at Arkansas State	8.0	8	6	6	4	7	0	0	1	0	0	4	0	0	4-6	3-10	1	7.70
Mar 12	at Oklahoma State	8.0	12	13	11	6	5	4	0	3	2	0	3	2	0	2-13	3-11	1	8.02
Mar 13	at Oral Roberts	9.0	5	2	2	6	7	1	0	1	1	0	0	3	0	11-2	4-11	1	7.59
Mar 15	at Oklahoma	9.0	13	8	8	14	10	2	0	0	3	0	0	1	0	11-8	5-11	1	7.62
Mar 16	at Oklahoma	8.0	13	11	8	5	9	0	2	1	1	0	3	0	0	2-11	5-12	1	7.70
Mar 17	at Oklahoma	8.0	11	6	6	2	4	3	0	1	1	0	4	0	0	1-6	5-13	1	7.65
Mar 22	at UC Santa Barbara	8.0	10	7	7	3	8	3	0	1	1	0	1	1	0	3-7	5-14	1	7.66
Mar 23	at UC Santa Barbara	8.0	6	5	4	3	8	1	0	2	0	0	2	0	0	3-5	5-15	1	7.51
Mar 24	at UC Santa Barbara	6.2	9	11	2	4	4	5	1	0	1	0	1	0	0	1-11	5-16	1	7.33
Mar 26	ARKANSAS	9.0	10	8	7	6	10	0	0	1	0	0	1	1	0	2-8	5-17	1	7.31
Mar 27	KANSAS	9.0	6	9	7	3	13	2	0	1	2	0	4	1	0	5-9	5-18	1	7.30
*Mar 29	INDIANA STATE	11.0	11	5	4	4	7	1	1	0	1	0	2	1	0	6-5	6-18	1	7.08
*Mar 31	INDIANA STATE	12.0	7	0	0	3	13	0	0	0	0	0	1	0	0	1-0	7-18	1	6.69
*Mar 31	INDIANA STATE	7.0	10	12	12	9	5	1	0	0	1	0	1	1	0	0-12	7-19	1	6.96
Apr 02	at Southeast Missouri	9.0	3	2	2	1	11	1	0	0	1	0	1	0	0	8-2	8-19	1	6.77
Apr 03	at Murray St.	9.0	11	10	8	5	12	0	1	1	1	0	2	1	0	15-10	9-19	2	6.82
*Apr 05	at Southern Illinois	9.0	5	5	4	2	12	1	1	0	1	0	0	0	0	10-5	10-19	2	6.71
*Apr 06	at Southern Illinois	9.0	8	4	3	5	9	2	0	1	0	0	0	2	0	13-4	11-19	3	6.59
*Apr 06	at Southern Illinois	8.0	10	4	4	4	9	2	0	0	1	0	1	2	1	2-4	11-20	3	6.52
Apr 09	at Kansas	8.0	16	11	11	5	7	6	0	1	0	0	1	0	0	6-11	11-21	3	6.69
*Apr 12	at Illinois State	8.0	12	7	7	1	9	5	0	1	1	0	0	1	0	1-7	11-22	3	6.73
*Apr 13	at Illinois State	8.0	10	7	7	3	9	2	0	1	0	0	1	0	0	5-7	11-23	3	6.76
*Apr 13	at Illinois State	8.0	8	5	5	8	9	3	1	1	0	1	0	0	0	3-5	11-24	3	6.73
Apr 16	MISSOURI	9.0	11	14	13	11	6	3	1	3	2	1	6	2	0	6-14	11-25	3	6.91
Totals		308.2	343	271	237	181	293	71	16	30	26	5	69	28	2	170-271	11-25	3	6.91

# MISSOURI STATE BASEBALL

Games 37-39 | MISSOURI STATE BEARS (11-25) vs. NEW ORLEANS PRIVATEERS (18-19) | April 18-20 | Springfield, Mo. | Hammons Field (8,000) | KBFL 1060 AM/96.9 FM

## INDIVIDUAL GAME-BY-GAME BATTING (AB-R-H-RBI)

Opponent	Date	#7 Clayton,C	#23 Duffy,J	#26 Faith,S	#17 Fitzpatrick,J	#4 Geha,L	#12 Herron,A	#8 Hull,M	#11 Juenger,H	#16 Kotowski,D	#24 Millas,D	#25 Polak,J	#32 Privitera,J	#34 Ramos,J	#45 Whetstone	#1 Zimmerman
Nevada	Feb 15	5-0-0-0	2-1-1-1	4-0-1-0	0-0-0-1	3-1-2-0	.....	3-0-0-0	.....	.....	4-0-0-0	5-1-1-0	3-0-2-1	.....	4-1-0-0	Def
Utah	Feb 16	4-1-1-0	4-0-1-0	.....	.....	4-0-1-1	.....	4-1-1-0	.....	.....	3-1-1-2	3-0-1-1	3-3-3-0	.....	4-0-0-0	4-0-3-1
Texas State	Feb 17	3-0-1-0	3-0-0-0	3-0-0-0	.....	1-0-0-0	1-0-0-0	1-0-0-0	.....	.....	4-0-0-0	3-0-1-0	4-0-0-0	.....	3-0-0-0	3-0-0-0
Cal State Fullerton	Feb 22	3-0-1-0	3-0-0-0	.....	.....	3-0-1-0	3-0-0-0	3-0-1-0	.....	.....	4-0-0-0	4-0-0-0	4-0-1-0	.....	3-0-1-0	.....
San Diego	Feb 23	3-0-1-0	.....	0-0-0-0	.....	3-1-0-0	4-1-1-0	3-0-1-2	.....	Def	4-0-1-0	3-0-0-0	5-0-0-0	.....	4-1-2-1	5-1-1-0
Fresno State	Feb 24	4-0-2-0	3-0-0-0	1-0-0-0	.....	2-0-0-0	2-0-0-0	4-0-0-0	.....	.....	3-1-2-1	3-0-0-0	4-1-1-0	.....	3-0-0-1	3-0-1-0
Central Arkansas	Feb 26	4-0-1-0	4-1-1-0	.....	.....	3-1-1-0	4-2-2-2	4-2-1-2	.....	.....	.....	3-1-1-1	5-0-3-1	.....	5-0-1-1	3-2-0-0
Central Arkansas	Feb 27	5-2-1-0	5-2-2-0	2-1-1-0	2-0-0-0	4-1-3-1	4-0-1-2	3-1-1-1	.....	1-1-1-0	.....	3-2-1-0	5-2-3-1	1-1-1-4	6-1-3-1	3-1-1-0
UC Irvine	Mar 01	2-0-0-0	3-0-0-0	1-0-0-0	.....	2-0-0-0	2-1-1-0	2-0-0-0	.....	.....	.....	2-0-0-0	3-0-0-0	.....	3-0-0-0	3-1-1-2
UC Irvine	Mar 01	3-0-1-0	4-0-0-0	1-0-0-0	.....	3-0-0-0	4-1-2-0	4-0-0-0	.....	.....	.....	4-0-0-0	4-0-1-0	.....	4-0-0-0	4-0-1-0
Arkansas State	Mar 08	3-0-0-0	4-0-0-1	1-0-0-0	1-0-0-0	3-0-0-0	4-0-0-0	3-0-0-1	.....	1-0-0-0	.....	3-1-0-0	4-0-0-0	.....	2-0-1-0	2-1-1-0
Arkansas State	Mar 10	3-1-1-0	1-0-1-0	1-0-1-0	.....	4-0-1-1	0-0-0-1	3-2-2-0	.....	2-1-1-2	5-0-0-0	3-0-0-0	3-0-0-0	.....	4-0-1-0	4-0-0-0
Arkansas State	Mar 10	3-1-2-1	4-0-1-0	1-1-1-1	4-0-1-0	3-1-1-1	.....	1-0-0-0	.....	.....	4-0-0-1	4-1-1-0	5-0-0-0	.....	4-0-0-0	.....
Oklahoma State	Mar 12	2-0-0-0	2-0-1-0	3-0-0-0	2-0-0-0	3-1-0-0	1-0-0-0	1-0-0-0	.....	0-1-0-0	3-0-1-0	4-0-3-1	3-0-1-0	1-0-0-0	3-0-1-0	3-0-0-1
Oral Roberts	Mar 13	2-0-0-0	2-1-0-1	5-1-2-3	1-1-0-0	3-2-1-3	4-1-1-1	.....	.....	0-0-0-0	5-2-2-1	5-0-0-1	5-2-2-0	.....	2-1-0-0	.....
Oklahoma	Mar 15	2-2-0-0	3-1-1-2	5-0-2-0	2-0-0-0	5-1-1-4	4-1-1-2	.....	.....	1-0-0-0	2-2-0-0	5-1-1-2	5-2-2-0	.....	3-1-1-1	.....
Oklahoma	Mar 16	.....	4-0-0-0	4-1-1-0	0-0-0-0	4-0-1-1	3-0-0-0	.....	.....	2-0-1-0	3-1-1-1	4-0-1-0	4-0-0-0	.....	4-0-0-0	.....
Oklahoma	Mar 17	.....	3-0-0-0	4-0-0-0	1-0-0-0	4-1-1-1	.....	.....	.....	2-0-1-0	3-0-1-0	3-0-0-0	3-0-0-0	.....	3-0-1-0	4-0-0-0
UC Santa Barbara	Mar 22	1-0-0-0	1-0-0-0	1-0-1-0	1-0-0-0	3-0-0-1	3-0-0-0	3-0-0-0	.....	4-1-1-1	4-1-1-1	4-1-2-0	4-0-1-0	1-0-0-0	3-0-0-0	.....
UC Santa Barbara	Mar 23	3-1-1-1	3-0-1-0	3-0-1-0	1-0-0-0	4-1-0-0	.....	Def	.....	4-1-1-0	4-0-1-1	4-0-0-0	3-0-0-0	Def	3-0-1-1	.....
UC Santa Barbara	Mar 24	1-1-0-0	3-0-0-0	1-0-0-0	Def	3-0-0-0	.....	3-0-1-1	.....	3-0-0-0	3-0-2-0	3-0-0-0	2-0-0-0	.....	2-0-0-0	Def
Arkansas	Mar 26	1-0-0-0	3-1-1-0	.....	3-0-1-1	4-0-0-0	.....	3-0-0-0	.....	4-0-3-0	5-0-2-0	4-1-0-0	2-0-0-0	.....	3-0-1-0	.....
Kansas	Mar 27	1-0-0-0	1-0-0-0	1-1-1-0	1-0-0-0	4-1-2-3	1-0-0-0	3-0-0-0	.....	4-0-0-0	5-0-1-0	4-1-2-1	2-0-0-0	2-1-1-0	4-1-2-0	2-0-0-1
Indiana State	Mar 29	1-0-0-0	5-1-2-0	.....	1-0-0-0	3-1-1-0	3-0-0-0	5-0-0-0	.....	4-1-2-1	4-1-1-1	4-0-2-1	5-2-2-0	.....	4-0-2-2	1-0-0-0
Indiana State	Mar 31	1-0-0-0	3-0-1-0	Def	5-0-0-0	4-1-1-0	0-0-0-0	2-0-0-0	1-0-0-0	5-0-1-0	3-0-0-0	2-0-0-0	3-0-0-0	1-0-0-1	5-0-1-0	1-0-0-0
Indiana State	Mar 31	.....	3-0-1-0	1-0-0-0	.....	3-0-0-0	.....	2-0-1-0	.....	3-0-2-0	3-0-0-0	3-0-0-0	2-0-0-0	3-0-0-0	3-0-0-0	.....
Southeast Missouri	Apr 02	0-2-0-0	3-0-1-0	4-0-0-0	2-1-0-0	5-1-1-0	.....	.....	.....	5-2-2-2	4-0-3-2	5-1-2-1	5-0-2-3	.....	4-1-1-0	.....
Murray St	Apr 03	1-1-0-0	2-2-1-1	.....	1-2-1-0	6-0-1-1	1-1-1-3	6-2-2-5	.....	6-1-1-0	6-0-2-1	5-2-2-0	5-0-3-2	.....	2-4-1-1	.....
Southern Illinois	Apr 05	.....	5-0-2-0	.....	.....	3-0-1-0	4-1-2-0	5-0-1-0	.....	3-3-2-2	5-1-1-2	5-3-3-5	5-2-1-0	.....	5-0-1-0	.....
Southern Illinois	Apr 06	4-3-2-1	4-1-2-0	.....	1-0-0-0	4-0-0-0	.....	3-2-2-3	.....	3-1-1-1	4-2-1-1	4-1-2-2	5-1-2-2	.....	5-2-2-1	1-0-0-0
Southern Illinois	Apr 06	1-0-0-0	3-1-1-0	1-0-0-0	1-0-0-0	5-0-0-0	4-0-1-0	3-0-1-0	.....	1-0-0-0	4-0-1-0	3-0-1-0	4-0-1-1	.....	2-1-1-0	.....
Kansas	Apr 09	.....	2-0-2-0	.....	.....	3-0-0-0	3-1-1-1	4-1-1-0	.....	4-1-1-1	3-2-2-0	5-1-1-0	5-0-0-1	.....	4-0-1-3	.....
Illinois State	Apr 12	.....	5-1-2-0	.....	1-0-0-0	3-0-0-0	4-0-1-0	3-0-1-0	.....	4-0-0-0	5-0-1-0	4-0-2-1	3-0-0-0	.....	4-0-2-0	.....
Illinois State	Apr 13	.....	5-2-2-1	1-0-0-0	3-0-0-0	3-0-0-0	1-0-0-0	4-0-0-0	.....	4-0-1-0	5-1-1-0	1-0-0-2	3-0-0-0	.....	4-2-2-2	Def
Illinois State	Apr 13	2-0-0-0	3-0-0-0	.....	.....	Def	2-0-0-0	3-0-0-1	.....	3-0-0-0	4-1-1-0	4-1-1-1	3-1-1-1	.....	4-0-2-0	2-0-0-0
Missouri	Apr 16	Def	5-0-2-1	1-0-0-0	2-0-0-0	2-2-0-0	4-2-2-0	3-0-0-0	.....	4-0-0-0	1-0-0-0	4-0-0-1	4-1-3-1	.....	4-1-1-2	.....

# MISSOURI STATE BASEBALL

Games 37-39 | MISSOURI STATE BEARS (11-25) vs. NEW ORLEANS PRIVATEERS (18-19) | April 18-20 | Springfield, Mo. | Hammons Field (8,000) | KBFL 1060 AM/96.9 FM

## INDIVIDUAL GAME-BY-GAME PITCHING (IP-H-R-ER-BB-SO)

Opponent	Date	#31 Barnes,F	#29 Carson,P	#43 Cruikshank,B	#40 Gibbs,Z	#11 Juenger,H	#21 Lochner,J	#50 Moore,A	#34 Ramos,J	#10 Schmidt,N	#13 Schwab,D
Nevada	Feb 15	0.2-1-0-0-1-0	1.0-3-3-3-0-0	0.1-0-4-4-3-1	.....	.....	.....	.....	0.2-1-2-2-1-1	1.2-3-2-2-0-1	.....
Utah	Feb 16	.....	.....	.....	.....	*3.1-5-2-2-3-2	.....	.....	.....	.....	4.1-3-0-0-1-6
Texas State	Feb 17	.....	.....	.....	.....	.....	1.0-0-2-1-3-0	*2.2-6-5-5-3-0	0.0-0-2-1-2-0	1.0-1-0-0-0-2	.....
Cal State Fullerton	Feb 22	.....	.....	.....	.....	.....	.....	.....	.....	2.0-1-0-0-1-0	*4.1-7-5-4-1-3
San Diego	Feb 23	.....	1.0-0-0-0-0-0	3.0-1-5-2-5-0	0.0-0-2-2-2-0	*2.0-5-4-4-3-2	2.0-4-3-3-1-0	.....	.....	.....	.....
Fresno State	Feb 24	.....	.....	.....	.....	.....	.....	.....	.....	.....	.....
Central Arkansas	Feb 26	*4.1-4-2-2-0-3	.....	.....	.....	.....	.....	.....	0.1-0-0-0-0-0	.....	.....
Central Arkansas	Feb 27	.....	.....	.....	.....	.....	1.0-0-0-0-0-0	.....	.....	1.0-2-2-2-1-2	.....
UC Irvine	Mar 01	.....	.....	.....	.....	.....	.....	.....	.....	.....	*6.0-5-3-3-3-5
UC Irvine	Mar 01	.....	.....	.....	.....	.....	1.0-1-0-0-0-0	.....	.....	.....	.....
Arkansas State	Mar 08	.....	3.1-3-3-3-2-2	1.0-4-2-2-0-2	.....	.....	.....	.....	.....	0.2-0-3-3-5-1	*3.0-8-6-6-3-3
Arkansas State	Mar 10	.....	.....	1.0-1-0-0-0-1	0.0-1-3-3-2-0	.....	0.2-1-0-0-0-1	2.0-4-3-3-1-1	0.1-0-4-3-3-1	.....	.....
Arkansas State	Mar 10	.....	.....	.....	.....	.....	.....	.....	.....	.....	.....
Oklahoma State	Mar 12	*3.0-6-7-5-5-3	0.1-4-4-4-0-0	.....	.....	.....	.....	.....	.....	0.2-1-1-1-0-0	.....
Oral Roberts	Mar 13	.....	.....	*3.1-3-2-2-5-2	.....	2.0-1-0-0-0-2	3.2-1-0-0-1-3	.....	.....	.....	.....
Oklahoma	Mar 15	.....	.....	.....	1.0-0-0-0-0-3	5.1-5-4-1-2-4	.....	0.0-4-2-2-0-0	1.0-1-1-1-4-2	1.0-0-0-0-2-1	*3.1-8-6-6-4-2
Oklahoma	Mar 16	.....	.....	.....	.....	.....	.....	.....	.....	.....	.....
Oklahoma	Mar 17	.....	.....	.....	.....	.....	3.0-3-3-3-1-2	.....	.....	.....	.....
UC Santa Barbara	Mar 22	.....	.....	.....	.....	5.0-3-2-2-2-6	.....	.....	.....	.....	.....
UC Santa Barbara	Mar 23	.....	.....	.....	.....	.....	*5.0-5-2-2-1-5	.....	.....	.....	.....
UC Santa Barbara	Mar 24	.....	.....	.....	0.2-0-3-0-2-0	.....	.....	.....	.....	.....	0.2-1-0-0-1-0
Arkansas	Mar 26	.....	.....	*5.0-2-0-0-3-5	.....	1.0-3-3-3-2-1	.....	.....	.....	.....	0.1-1-2-2-1-1
Kansas	Mar 27	*4.0-2-4-3-2-4	.....	.....	1.1-2-1-1-0-2	.....	.....	.....	.....	1.0-0-0-0-1-0	0.2-1-1-1-0-3
Indiana State	Mar 29	.....	.....	.....	.....	2.1-2-0-0-1-0	*5.0-6-5-4-3-2	.....	.....	.....	.....
Indiana State	Mar 31	.....	.....	.....	.....	1.1-0-0-0-1-2	.....	.....	.....	.....	0.2-1-0-0-1-0
Indiana State	Mar 31	.....	.....	*2.1-4-7-7-3-2	1.0-2-2-2-2-1	.....	.....	.....	.....	2.0-1-0-0-0-1	.....
Southeast Missouri	Apr 02	*9.0-3-2-2-1-11	.....	.....	.....	.....	.....	.....	.....	.....	.....
Murray St.	Apr 03	.....	.....	.....	.....	3.0-3-2-2-1-5	.....	.....	.....	*2.0-5-4-3-1-2	0.1-1-3-2-2-0
Southern Illinois	Apr 05	.....	.....	.....	.....	1.0-0-0-0-0-1	*8.0-5-5-4-2-11	.....	.....	.....	.....
Southern Illinois	Apr 06	.....	.....	.....	.....	.....	.....	.....	.....	.....	.....
Southern Illinois	Apr 06	.....	.....	*1.0-5-3-3-2-0	.....	0.2-0-0-0-1-1	.....	.....	.....	.....	5.2-3-0-0-1-8
Kansas	Apr 09	.....	0.2-1-0-0-0-1	.....	.....	2.2-4-3-3-0-3	.....	.....	.....	*2.0-4-3-3-1-0	.....
Illinois State	Apr 12	.....	.....	.....	2.1-3-2-2-0-4	.....	*5.2-9-5-5-1-5	.....	.....	.....	.....
Illinois State	Apr 13	.....	.....	.....	.....	0.2-0-0-0-0-0	.....	.....	.....	.....	.....
Illinois State	Apr 13	.....	.....	.....	.....	3.1-3-2-2-2-3	.....	.....	.....	.....	*4.2-5-3-3-6-6
Missouri	Apr 16	*2.0-1-0-0-3-0	1.0-0-0-0-2-1	1.1-2-2-1-2-0	2.0-3-4-4-1-2	.....	.....	.....	.....	0.1-1-3-3-1-0	.....

Opponent	Date	#14 Sechler,C	#18 Thomazin,L	#35 Wiley,L	#27 Wthrspoon,N
Nevada	Feb 15	.....	.....	*4.1-6-3-5-0-2	0.1-0-0-0-0-1
Utah	Feb 16	1.1-0-0-0-0-2	.....	.....	.....
Texas State	Feb 17	.....	3.1-2-1-1-0-2	.....	.....
Cal State Fullerton	Feb 22	.....	2.2-3-1-1-1-5	.....	0.0-0-1-1-2-0
San Diego	Feb 23	.....	.....	.....	.....
Fresno State	Feb 24	2.0-0-0-0-0-4	.....	*6.0-9-3-3-1-4	.....
Central Arkansas	Feb 26	2.0-3-1-1-1-2	.....	.....	2.1-4-4-3-0-2
Central Arkansas	Feb 27	.....	*7.0-1-1-0-4-11	.....	.....
UC Irvine	Mar 01	1.0-0-0-0-1-2	.....	.....	.....
UC Irvine	Mar 01	4.1-5-3-3-1-1	.....	*5.2-2-1-0-0-7	.....
Arkansas State	Mar 08	.....	.....	.....	.....
Arkansas State	Mar 10	.....	.....	*4.0-8-6-6-3-5	.....
Arkansas State	Mar 10	2.2-4-1-1-3-3	*4.1-4-5-5-1-3	.....	1.0-0-0-0-0-1
Oklahoma State	Mar 12	.....	.....	.....	4.0-1-1-1-1-2
Oral Roberts	Mar 13	.....	.....	.....	.....
Oklahoma	Mar 15	3.0-1-0-0-4-5	.....	.....	0.2-3-1-1-0-0
Oklahoma	Mar 16	.....	*1.2-4-5-5-3-2	.....	.....
Oklahoma	Mar 17	0.1-1-0-0-0-1	.....	*4.2-7-3-3-1-1	.....
UC Santa Barbara	Mar 22	.....	*3.0-7-5-5-1-2	.....	.....
UC Santa Barbara	Mar 23	3.0-1-3-2-2-3	.....	.....	.....
UC Santa Barbara	Mar 24	.....	.....	*5.0-6-5-2-1-4	0.1-2-3-0-0-0
Arkansas	Mar 26	.....	.....	.....	2.2-4-3-2-0-3
Kansas	Mar 27	.....	1.0-1-3-2-0-2	.....	1.0-0-0-0-0-2
Indiana State	Mar 29	3.2-3-0-0-0-5	.....	.....	.....
Indiana State	Mar 31	2.2-0-0-0-1-5	.....	*7.1-6-0-0-0-6	.....
Indiana State	Mar 31	.....	1.0-0-0-0-2-1	.....	0.2-3-3-3-2-0
Southeast Missouri	Apr 02	.....	.....	.....	.....
Murray St.	Apr 03	2.0-0-0-0-0-3	1.2-2-1-1-1-2	.....	.....
Southern Illinois	Apr 05	.....	.....	.....	.....
Southern Illinois	Apr 06	3.2-1-0-0-3-3	.....	*5.1-7-4-3-2-6	.....
Southern Illinois	Apr 06	.....	0.2-2-1-1-0-0	.....	.....
Kansas	Apr 09	0.1-2-2-2-2-1	.....	.....	2.1-5-3-3-2-2
Illinois State	Apr 12	.....	.....	.....	.....
Illinois State	Apr 13	2.0-1-3-3-3-2	.....	*5.1-9-4-4-0-7	.....
Illinois State	Apr 13	.....	.....	.....	.....
Missouri	Apr 16	.....	1.2-2-2-0-1	.....	0.2-2-3-3-2-2

# MISSOURI STATE BASEBALL

Games 37-39 | MISSOURI STATE BEARS (11-25) vs. NEW ORLEANS PRIVATEERS (18-19) | April 18-20 | Springfield, Mo. | Hammons Field (8,000) | KBFL 1060 AM/96.9 FM

## GAME-BY-GAME LINEUPS

Date	Opponent	1st	2nd	3rd	4th	5th	6th	7th	8th	9th
Feb. 15	vs. Nevada	Clayton	Millas	Faith	Polak	Whetstone	Geha	Duffy	Hull	Privitera
Feb. 16	vs. Utah	Privitera	Clayton	Millas	Zimmerman	Polak	Duffy	Geha	Whetstone	Hull
Feb. 17	at Texas State	Privitera	Millas	Duffy	Zimmerman	Whetstone	Faith	Polak	Clayton	Hull
Feb. 22	vs. Cal State Fullerton	Privitera	Millas	Whetstone	Polak	Duffy	Clayton	Geha	Herron	Hull
Feb. 23	at San Diego	Privitera	Millas	Zimmerman	Polak	Herron	Clayton	Whetstone	Geha	Hull
Feb. 24	vs. Fresno State	Privitera	Millas	Whetstone	Zimmerman	Duffy	Clayton	Geha	Polak	Hull
<b>Feb. 26</b>	<b>Central Arkansas</b>	<b>Privitera</b>	<b>Clayton</b>	<b>Whetstone</b>	<b>Zimmerman</b>	<b>Herron</b>	<b>Duffy</b>	<b>Geha</b>	<b>Polak</b>	<b>Hull</b>
<b>Feb. 27</b>	<b>Central Arkansas</b>	<b>Privitera</b>	<b>Geha</b>	<b>Whetstone</b>	<b>Herron</b>	<b>Duffy</b>	<b>Zimmerman</b>	<b>Clayton</b>	<b>Polak</b>	<b>Hull</b>
<b>March 1</b>	<b>UC Irvine-1</b>	<b>Privitera</b>	<b>Geha</b>	<b>Whetstone</b>	<b>Herron</b>	<b>Zimmerman</b>	<b>Duffy</b>	<b>Clayton</b>	<b>Polak</b>	<b>Hull</b>
<b>March 1</b>	<b>UC Irvine-2</b>	<b>Privitera</b>	<b>Geha</b>	<b>Whetstone</b>	<b>Herron</b>	<b>Zimmerman</b>	<b>Polak</b>	<b>Clayton</b>	<b>Duffy</b>	<b>Hull</b>
March 8	at Arkansas State	Privitera	Geha	Whetstone	Herron	Zimmerman	Polak	Clayton	Duffy	Hull
March 10	at Arkansas State-1	Geha	Millas	Zimmerman	Polak	Whetstone	Clayton	Hull	Kotowski	Privitera
March 10	at Arkansas State-2	Privitera	Millas	Whetstone	Polak	Duffy	Geha	Fitzpatrick	Hull	Clayton
March 12	at Oklahoma State	Privitera	Geha	Millas	Whetstone	Zimmerman	Polak	Duffy	Clayton	Hull
March 13	at Oral Roberts	Privitera	Millas	Polak	Whetstone	Faith	Herron	Duffy	Geha	Fitzpatrick
March 15	at Oklahoma	Privitera	Millas	Polak	Whetstone	Faith	Herron	Duffy	Geha	Fitzpatrick
March 16	at Oklahoma	Privitera	Millas	Polak	Whetstone	Faith	Geha	Duffy	Herron	Kotowski
March 17	at Oklahoma	Privitera	Geha	Millas	Polak	Zimmerman	Faith	Kotowski	Whetstone	Duffy
March 22	at UC Santa Barbara	Privitera	Geha	Millas	Kotowski	Hull	Herron	Polak	Whetstone	Duffy
March 23	at UC Santa Barbara	Privitera	Geha	Millas	Polak	Kotowski	Faith	Clayton	Whetstone	Duffy
March 24	at UC Santa Barbara	Geha	Millas	Kotowski	Polak	Whetstone	Clayton	Hull	Duffy	Privitera
<b>March 26</b>	<b>Arkansas</b>	<b>Geha</b>	<b>Millas</b>	<b>Polak</b>	<b>Kotowski</b>	<b>Clayton</b>	<b>Hull</b>	<b>Whetstone</b>	<b>Duffy</b>	<b>Privitera</b>
<b>March 27</b>	<b>Kansas</b>	<b>Geha</b>	<b>Millas</b>	<b>Kotowski</b>	<b>Whetstone</b>	<b>Polak</b>	<b>Hull</b>	<b>Clayton</b>	<b>Duffy</b>	<b>Privitera</b>
<b>March 29</b>	<b>Indiana State</b>	<b>Geha</b>	<b>Millas</b>	<b>Polak</b>	<b>Whetstone</b>	<b>Herron</b>	<b>Kotowski</b>	<b>Hull</b>	<b>Duffy</b>	<b>Privitera</b>
<b>March 31</b>	<b>Indiana State-1</b>	<b>Privitera</b>	<b>Millas</b>	<b>Whetstone</b>	<b>Kotowski</b>	<b>Fitzpatrick</b>	<b>Geha</b>	<b>Duffy</b>	<b>Polak</b>	<b>Hull</b>
<b>March 31</b>	<b>Indiana State-2</b>	<b>Geha</b>	<b>Millas</b>	<b>Polak</b>	<b>Kotowski</b>	<b>Whetstone</b>	<b>Ramos</b>	<b>Duffy</b>	<b>Hull</b>	<b>Privitera</b>
April 2	at Southeast Missouri	Geha	Millas	Kotowski	Polak	Whetstone	Duffy	Faith	Fitzpatrick	Privitera
April 3	at Murray State	Geha	Millas	Kotowski	Polak	Clayton	Whetstone	Hull	Duffy	Privitera
April 5	at Southern Illinois	Privitera	Millas	Kotowski	Polak	Whetstone	Geha	Hull	Herron	Duffy
April 6	at Southern Illinois-1	Privitera	Millas	Kotowski	Polak	Whetstone	Geha	Duffy	Hull	Clayton
April 6	at Southern Illinois-2	Geha	Millas	Kotowski	Polak	Herron	Whetstone	Hull	Duffy	Privitera
April 9	at Kansas	Privitera	Millas	Polak	Kotowski	Whetstone	Hull	Herron	Duffy	Geha
April 12	at Illinois State	Duffy	Millas	Polak	Kotowski	Whetstone	Hull	Herron	Geha	Privitera
April 13	at Illinois State-1	Duffy	Millas	Whetstone	Kotowski	Polak	Privitera	Fitzpatrick	Hull	Geha
April 13	at Illinois State-2	Duffy	Millas	Polak	Whetstone	Kotowski	Hull	Zimmerman	Privitera	Clayton
<b>April 16</b>	<b>Missouri</b>	<b>Duffy</b>	<b>Whetstone</b>	<b>Millas</b>	<b>Polak</b>	<b>Kotowski</b>	<b>Herron</b>	<b>Privitera</b>	<b>Hull</b>	<b>Geha</b>
<b>April 18</b>	<b>New Orleans</b>									
<b>April 19</b>	<b>New Orleans</b>									
<b>April 20</b>	<b>New Orleans</b>									
April 23	at Missouri									
<b>April 26</b>	<b>Bradley</b>									
<b>April 27</b>	<b>Bradley</b>									
<b>April 28</b>	<b>Bradley</b>									
April 30	at Wichita State									
<b>May 2</b>	<b>DBU</b>									
<b>May 3</b>	<b>DBU</b>									
<b>May 4</b>	<b>DBU</b>									
<b>May 7</b>	<b>Wichita State</b>									
May 10	at Evansville									
May 11	at Evansville									
May 12	at Evansville									
<b>May 16</b>	<b>Valparaiso</b>									
<b>May 17</b>	<b>Valparaiso</b>									
<b>May 18</b>	<b>Valparaiso</b>									

Bold indicates home game

# MISSOURI STATE BASEBALL

Games 37-39 | MISSOURI STATE BEARS (11-25) vs. NEW ORLEANS PRIVATEERS (18-19) | April 18-20 | Springfield, Mo. | Hammons Field (8,000) | KBFL 1060 AM/96.9 FM

## GAME-BY-GAME DEFENSIVE LINEUPS

Date	Opponent	P	C	1B	2B	3B	SS	LF	CF	RF	DH
Feb. 15	vs. Nevada	Wiley	Millas	Whetstone	Privitera	Polak	Hull	Geha	Clayton	Duffy	Faith
Feb. 16	vs. Utah	Juenger	Millas	Whetstone	Privitera	Polak	Hull	Geha	Clayton	Duffy	Zimmerman
Feb. 17	at Texas State	Moore	Millas	Whetstone	Privitera	Polak	Hull	Geha	Clayton	Duffy	Faith
Feb. 22	vs. Cal State Fullerton	Schwab	Millas	Whetstone	Privitera	Polak	Hull	Geha	Clayton	Duffy	Herron
Feb. 23	at San Diego	Juenger	Millas	Whetstone	Privitera	Polak	Hull	Geha	Clayton	Zimmerman	Herron
Feb. 24	vs. Fresno State	Wiley	Geha	Whetstone	Privitera	Polak	Hull	Zimmerman	Clayton	Duffy	Millas
<b>Feb. 26</b>	<b>Central Arkansas</b>	<b>Barnes</b>	<b>Geha</b>	<b>Whetstone</b>	<b>Privitera</b>	<b>Polak</b>	<b>Hull</b>	<b>Zimmerman</b>	<b>Clayton</b>	<b>Duffy</b>	<b>Herron</b>
<b>Feb. 27</b>	<b>Central Arkansas</b>	<b>Thomazin</b>	<b>Geha</b>	<b>Whetstone</b>	<b>Privitera</b>	<b>Polak</b>	<b>Hull</b>	<b>Zimmerman</b>	<b>Clayton</b>	<b>Duffy</b>	<b>Herron</b>
<b>March 1</b>	<b>UC Irvine-1</b>	<b>Schwab</b>	<b>Geha</b>	<b>Whetstone</b>	<b>Privitera</b>	<b>Polak</b>	<b>Hull</b>	<b>Zimmerman</b>	<b>Clayton</b>	<b>Duffy</b>	<b>Herron</b>
<b>March 1</b>	<b>UC Irvine-2</b>	<b>Wiley</b>	<b>Geha</b>	<b>Whetstone</b>	<b>Privitera</b>	<b>Polak</b>	<b>Hull</b>	<b>Zimmerman</b>	<b>Clayton</b>	<b>Duffy</b>	<b>Herron</b>
March 8	at Arkansas State	Schwab	Geha	Whetstone	Privitera	Polak	Hull	Zimmerman	Clayton	Duffy	Herron
March 10	at Arkansas State-1	Wiley	Geha	Whetstone	Privitera	Polak	Hull	Zimmerman	Clayton	Kotowski	Millas
March 10	at Arkansas State-2	Thomazin	Geha	Whetstone	Privitera	Polak	Hull	Fitzpatrick	Clayton	Duffy	Millas
March 12	at Oklahoma State	Barnes	Millas	Whetstone	Privitera	Polak	Hull	Geha	Duffy	Clayton	Zimmerman
March 13	at Oral Roberts	Cruikshank	Millas	Whetstone	Faith	Polak	Privitera	Geha	Duffy	Fitzpatrick	Herron
March 15	at Oklahoma	Schwab	Millas	Whetstone	Faith	Polak	Privitera	Geha	Duffy	Fitzpatrick	Herron
March 16	at Oklahoma	Thomazin	Millas	Whetstone	Faith	Polak	Privitera	Geha	Duffy	Kotowski	Herron
March 17	at Oklahoma	Wiley	Geha	Whetstone	Faith	Polak	Privitera	Zimmerman	Duffy	Kotowski	Millas
March 22	at UC Santa Barbara	Thomazin	Millas	Whetstone	Hull	Polak	Privitera	Geha	Duffy	Kotowski	Herron
March 23	at UC Santa Barbara	Lochner	Millas	Whetstone	Geha	Polak	Privitera	Clayton	Duffy	Kotowski	Faith
March 24	at UC Santa Barbara	Wiley	Geha	Whetstone	Privitera	Polak	Hull	Clayton	Duffy	Kotowski	Millas
<b>March 26</b>	<b>Arkansas</b>	<b>Cruikshank</b>	<b>Millas</b>	<b>Whetstone</b>	<b>Privitera</b>	<b>Polak</b>	<b>Hull</b>	<b>Geha</b>	<b>Duffy</b>	<b>Clayton</b>	<b>Kotowski</b>
<b>March 27</b>	<b>Kansas</b>	<b>Barnes</b>	<b>Millas</b>	<b>Whetstone</b>	<b>Privitera</b>	<b>Polak</b>	<b>Hull</b>	<b>Geha</b>	<b>Duffy</b>	<b>Clayton</b>	<b>Kotowski</b>
<b>March 29</b>	<b>Indiana State</b>	<b>Lochner</b>	<b>Millas</b>	<b>Whetstone</b>	<b>Privitera</b>	<b>Polak</b>	<b>Hull</b>	<b>Geha</b>	<b>Duffy</b>	<b>Kotowski</b>	<b>Herron</b>
<b>March 31</b>	<b>Indiana State-1</b>	<b>Wiley</b>	<b>Geha</b>	<b>Whetstone</b>	<b>Privitera</b>	<b>Polak</b>	<b>Hull</b>	<b>Fitzpatrick</b>	<b>Duffy</b>	<b>Kotowski</b>	<b>Millas</b>
<b>March 31</b>	<b>Indiana State-2</b>	<b>Cruikshank</b>	<b>Millas</b>	<b>Whetstone</b>	<b>Privitera</b>	<b>Polak</b>	<b>Hull</b>	<b>Geha</b>	<b>Duffy</b>	<b>Kotowski</b>	<b>Ramos</b>
April 2	at Southeast Missouri	Barnes	Millas	Whetstone	Geha	Polak	Privitera	Kotowski	Duffy	Fitzpatrick	Faith
April 3	at Murray State	Schmidt	Geha	Whetstone	Privitera	Polak	Hull	Kotowski	Duffy	Clayton	Millas
April 5	at Southern Illinois	Lochner	Millas	Whetstone	Privitera	Polak	Hull	Geha	Duffy	Kotowski	Herron
April 6	at Southern Illinois-1	Wiley	Geha	Whetstone	Privitera	Polak	Hull	Clayton	Duffy	Kotowski	Millas
April 6	at Southern Illinois-2	Cruikshank	Millas	Whetstone	Privitera	Polak	Hull	Geha	Duffy	Kotowski	Herron
April 9	at Kansas	Schmidt	Millas	Whetstone	Privitera	Polak	Hull	Geha	Duffy	Kotowski	Herron
April 12	at Illinois State	Lochner	Millas	Whetstone	Privitera	Polak	Hull	Geha	Duffy	Kotowski	Herron
April 13	at Illinois State-1	Wiley	Geha	Whetstone	Privitera	Polak	Hull	Fitzpatrick	Duffy	Kotowski	Millas
April 13	at Illinois State-2	Schwab	Millas	Whetstone	Privitera	Polak	Hull	Clayton	Duffy	Kotowski	Zimmerman
<b>April 16</b>	<b>Missouri</b>	<b>Barnes</b>	<b>Millas</b>	<b>Whetstone</b>	<b>Privitera</b>	<b>Polak</b>	<b>Hull</b>	<b>Geha</b>	<b>Duffy</b>	<b>Kotowski</b>	<b>Herron</b>
<b>April 18</b>	<b>New Orleans</b>										
<b>April 19</b>	<b>New Orleans</b>										
<b>April 20</b>	<b>New Orleans</b>										
April 23	at Missouri										
<b>April 26</b>	<b>Bradley</b>										
<b>April 27</b>	<b>Bradley</b>										
<b>April 28</b>	<b>Bradley</b>										
April 30	at Wichita State										
<b>May 2</b>	<b>DBU</b>										
<b>May 3</b>	<b>DBU</b>										
<b>May 4</b>	<b>DBU</b>										
<b>May 7</b>	<b>Wichita State</b>										
May 10	at Evansville										
May 11	at Evansville										
May 12	at Evansville										
<b>May 16</b>	<b>Valparaiso</b>										
<b>May 17</b>	<b>Valparaiso</b>										
<b>May 18</b>	<b>Valparaiso</b>										

Bold indicates home game



# MISSOURI STATE BASEBALL

Games 37-39 | MISSOURI STATE BEARS (11-25) vs. NEW ORLEANS PRIVATEERS (18-19) | April 18-20 | Springfield, Mo. | Hammons Field (8,000) | KBFL 1060 AM/96.9 FM

## MISSOURI STATE CAREER STATISTICS

### Barnes,Forrest

Year	avg	gp-gs	ab	r	h	2b	3b	hr	rbi	tb	slg%	bb	hbp	so	gdp	ob%	sf	sh	sb-att	po	a	e	fld%
2019	.000	0-0	0	0	0	0	0	0	0	0	.000	0	0	0	0	.000	0	0	0-0	1	5	0	1.000
TOTAL	.000	0-0	0	0	0	0	0	0	0	0	.000	0	0	0	0	.000	0	0	0-0	1	5	0	1.000

Year	era	w-l	app	gs	cg	sho	sv	ip	h	r	er	bb	so	2b	3b	hr	bf	bavg	wp	hbp	bk	sfa	sha
2019	4.70	1-2	6	5	1	0/0	0	23.0	17	15	12	12	21	5	0	4	101	.205	1	5	0	0	1
TOTAL	4.70	1-2	6	5	1	0/0	0	23.0	17	15	12	12	21	5	0	4	101	.205	1	5	0	0	1

### Briggs,Michael

Year	avg	gp-gs	ab	r	h	2b	3b	hr	rbi	tb	slg%	bb	hbp	so	gdp	ob%	sf	sh	sb-att	po	a	e	fld%
2018	.000	4-0	3	0	0	0	0	0	0	0	.000	0	0	3	0	.000	0	0	0-0	0	1	0	1.000
TOTAL	.000	4-0	3	0	0	0	0	0	0	0	.000	0	0	3	0	.000	0	0	0-0	0	1	0	1.000

### Buckner,Ty

Year	avg	gp-gs	ab	r	h	2b	3b	hr	rbi	tb	slg%	bb	hbp	so	gdp	ob%	sf	sh	sb-att	po	a	e	fld%
2018	.000	16-15	0	0	0	0	0	0	0	0	.000	0	0	0	0	.000	0	0	0-0	4	8	0	1.000
TOTAL	.000	16-15	0	0	0	0	0	0	0	0	.000	0	0	0	0	.000	0	0	0-0	4	8	0	1.000

Year	era	w-l	app	gs	cg	sho	sv	ip	h	r	er	bb	so	2b	3b	hr	bf	bavg	wp	hbp	bk	sfa	sha
2018	4.81	7-4	16	15	1	0/1	0	76.2	62	47	41	49	60	12	1	8	347	.220	6	13	0	0	3
TOTAL	4.81	7-4	16	15	1	0/1	0	76.2	62	47	41	49	60	12	1	8	347	.220	6	13	0	0	3

### Carson,Peyton

Year	avg	gp-gs	ab	r	h	2b	3b	hr	rbi	tb	slg%	bb	hbp	so	gdp	ob%	sf	sh	sb-att	po	a	e	fld%
2019	.000	0-0	0	0	0	0	0	0	0	0	.000	0	0	0	0	.000	0	0	0-0	0	1	1	.500
TOTAL	.000	0-0	0	0	0	0	0	0	0	0	.000	0	0	0	0	.000	0	0	0-0	0	1	1	.500

Year	era	w-l	app	gs	cg	sho	sv	ip	h	r	er	bb	so	2b	3b	hr	bf	bavg	wp	hbp	bk	sfa	sha
2019	12.27	0-0	6	0	0	0/0	0	7.1	11	10	10	4	4	2	1	2	38	.367	0	2	0	1	1
TOTAL	12.27	0-0	6	0	0	0/0	0	7.1	11	10	10	4	4	2	1	2	38	.367	0	2	0	1	1

### Clayton,Collin

Year	avg	gp-gs	ab	r	h	2b	3b	hr	rbi	tb	slg%	bb	hbp	so	gdp	ob%	sf	sh	sb-att	po	a	e	fld%
2019	.206	29-21	68	15	14	1	2	1	4	22	.324	9	2	14	3	.316	0	1	1-1	56	0	0	1.000
TOTAL	.206	29-21	68	15	14	1	2	1	4	22	.324	9	2	14	3	.316	0	1	1-1	56	0	0	1.000

### Cruikshank,Ben

Year	avg	gp-gs	ab	r	h	2b	3b	hr	rbi	tb	slg%	bb	hbp	so	gdp	ob%	sf	sh	sb-att	po	a	e	fld%
2019	.000	0-0	0	0	0	0	0	0	0	0	.000	0	0	0	0	.000	0	0	0-0	2	4	0	1.000
TOTAL	.000	0-0	0	0	0	0	0	0	0	0	.000	0	0	0	0	.000	0	0	0-0	2	4	0	1.000

Year	era	w-l	app	gs	cg	sho	sv	ip	h	r	er	bb	so	2b	3b	hr	bf	bavg	wp	hbp	bk	sfa	sha
2019	10.31	0-2	9	4	0	0/0	0	18.1	22	25	21	23	13	2	0	2	102	.310	1	3	0	1	4
TOTAL	10.31	0-2	9	4	0	0/0	0	18.1	22	25	21	23	13	2	0	2	102	.310	1	3	0	1	4

### Duffy,Jack

Year	avg	gp-gs	ab	r	h	2b	3b	hr	rbi	tb	slg%	bb	hbp	so	gdp	ob%	sf	sh	sb-att	po	a	e	fld%
2017	.222	58-45	158	21	35	8	1	0	17	45	.285	25	5	42	2	.344	1	0	7-8	88	0	2	.978
2018	.271	57-54	203	30	55	9	3	3	30	79	.389	15	6	40	3	.338	1	7	1-3	121	5	1	.992
2019	.265	35-34	113	15	30	5	0	1	8	38	.336	18	2	18	1	.373	1	3	3-5	85	1	3	.966
TOTAL	.253	150-133	474	66	120	22	4	4	55	162	.342	58	13	100	6	.349	3	10	11-16	294	6	6	.980

# MISSOURI STATE BASEBALL

Games 37-39 | MISSOURI STATE BEARS (11-25) vs. NEW ORLEANS PRIVATEERS (18-19) | April 18-20 | Springfield, Mo. | Hammons Field (8,000) | KBFL 1060 AM/96.9 FM

## MISSOURI STATE CAREER STATISTICS

### Faith,Sam

Year	avg	gp-gs	ab	r	h	2b	3b	hr	rbi	tb	slg%	bb	hbp	so	gdp	ob%	sf	sh	sb-att	po	a	e	fld%
2018	.121	23-5	33	6	4	1	0	1	3	8	.242	2	1	13	0	.194	0	2	1-1	2	11	1	.929
2019	.240	25-8	50	5	12	2	0	0	4	14	.280	2	3	19	0	.309	0	1	1-1	9	17	2	.929
TOTAL	.193	48-13	83	11	16	3	0	1	7	22	.265	4	4	32	0	.264	0	3	2-2	11	28	3	.929

### Fitzpatrick,Jordan

Year	avg	gp-gs	ab	r	h	2b	3b	hr	rbi	tb	slg%	bb	hbp	so	gdp	ob%	sf	sh	sb-att	po	a	e	fld%
2018	.196	34-10	51	8	10	2	0	1	8	15	.294	8	0	13	0	.300	1	0	0-0	13	1	3	.824
2019	.083	23-6	36	4	3	0	0	0	2	3	.083	6	0	12	0	.214	0	0	0-0	12	0	1	.923
TOTAL	.149	57-16	87	12	13	2	0	1	10	18	.207	14	0	25	0	.265	1	0	0-0	25	1	4	.867

### Geha,Logan

Year	avg	gp-gs	ab	r	h	2b	3b	hr	rbi	tb	slg%	bb	hbp	so	gdp	ob%	sf	sh	sb-att	po	a	e	fld%
2017	.203	34-25	64	20	13	3	0	1	10	19	.297	18	8	24	0	.429	1	5	3-4	162	35	3	.985
2018	.185	45-39	119	25	22	4	1	0	9	28	.235	14	5	43	1	.297	0	7	5-7	316	37	5	.986
2019	.176	36-34	119	17	21	2	0	5	18	38	.319	18	7	46	1	.319	0	5	10-10	158	21	7	.962
TOTAL	.185	115-98	302	62	56	9	1	6	37	85	.281	50	20	113	2	.338	1	17	18-21	636	93	15	.980

### Gibbs,Zach

Year	avg	gp-gs	ab	r	h	2b	3b	hr	rbi	tb	slg%	bb	hbp	so	gdp	ob%	sf	sh	sb-att	po	a	e	fld%
2018	.000	4-0	0	0	0	0	0	0	0	0	.000	0	0	0	0	.000	0	0	0-0	0	1	1	.500
2019	.000	0-0	0	0	0	0	0	0	0	0	.000	0	0	0	0	.000	0	0	0-0	0	2	0	1.000
TOTAL	.000	4-0	0	0	0	0	0	0	0	0	.000	0	0	0	0	.000	0	0	0-0	0	3	1	.750

Year	era	w-l	app	gs	cg	sho	sv	ip	h	r	er	bb	so	2b	3b	hr	bf	bavg	wp	hbp	bk	sfa	sha
2018	3.60	0-0	4	0	0	0/0	0	5.0	6	5	2	4	1	3	0	0	25	.286	1	0	0	0	0
2019	15.12	0-0	8	0	0	0/0	0	8.1	11	17	14	9	12	3	1	1	47	.324	4	2	1	1	1
TOTAL	10.80	0-0	12	0	0	0/0	0	13.1	17	22	16	13	13	6	1	1	72	.309	5	2	1	1	1

### Herron,Anthony

Year	avg	gp-gs	ab	r	h	2b	3b	hr	rbi	tb	slg%	bb	hbp	so	gdp	ob%	sf	sh	sb-att	po	a	e	fld%
2019	.243	26-17	70	12	17	1	0	2	12	24	.343	5	2	24	1	.308	1	0	4-5	0	0	0	.000
TOTAL	.243	26-17	70	12	17	1	0	2	12	24	.343	5	2	24	1	.308	1	0	4-5	0	0	0	.000

### Hull,Mason

Year	avg	gp-gs	ab	r	h	2b	3b	hr	rbi	tb	slg%	bb	hbp	so	gdp	ob%	sf	sh	sb-att	po	a	e	fld%
2019	.181	31-30	94	11	17	6	0	3	16	32	.340	4	1	35	0	.220	1	2	0-1	50	65	9	.927
TOTAL	.181	31-30	94	11	17	6	0	3	16	32	.340	4	1	35	0	.220	1	2	0-1	50	65	9	.927

### Juenger,Hayden

Year	avg	gp-gs	ab	r	h	2b	3b	hr	rbi	tb	slg%	bb	hbp	so	gdp	ob%	sf	sh	sb-att	po	a	e	fld%
2019	.000	1-0	1	0	0	0	0	0	0	0	.000	0	0	1	0	.000	0	0	0-0	0	4	0	1.000
TOTAL	.000	1-0	1	0	0	0	0	0	0	0	.000	0	0	1	0	.000	0	0	0-0	0	4	0	1.000

Year	era	w-l	app	gs	cg	sho	sv	ip	h	r	er	bb	so	2b	3b	hr	bf	bavg	wp	hbp	bk	sfa	sha
2019	5.08	2-2	14	2	0	0/1	0	33.2	34	22	19	18	32	4	4	1	153	.266	0	4	2	2	1
TOTAL	5.08	2-2	14	2	0	0/1	0	33.2	34	22	19	18	32	4	4	1	153	.266	0	4	2	2	1

### Kotowski,Dakota

Year	avg	gp-gs	ab	r	h	2b	3b	hr	rbi	tb	slg%	bb	hbp	so	gdp	ob%	sf	sh	sb-att	po	a	e	fld%
2019	.286	27-21	77	14	22	1	0	7	10	44	.571	6	3	36	1	.360	0	0	0-0	32	1	3	.917
TOTAL	.286	27-21	77	14	22	1	0	7	10	44	.571	6	3	36	1	.360	0	0	0-0	32	1	3	.917

# MISSOURI STATE BASEBALL

Games 37-39 | MISSOURI STATE BEARS (11-25) vs. NEW ORLEANS PRIVATEERS (18-19) | April 18-20 | Springfield, Mo. | Hammons Field (8,000) | KBFL 1060 AM/96.9 FM

## MISSOURI STATE CAREER STATISTICS

### Lochner, Jake

Year	avg	gp-gs	ab	r	h	2b	3b	hr	rbi	tb	slg%	bb	hbp	so	gdp	ob%	sf	sh	sb-att	po	a	e	fld%
2016	.000	0-0	0	0	0	0	0	0	0	0	.000	0	0	0	0	.000	0	0	0-0	0	2	0	1.000
2017	.000	0-0	0	0	0	0	0	0	0	0	.000	0	0	0	0	.000	0	0	0-0	0	3	0	1.000
2018	.000	18-0	0	0	0	0	0	0	0	0	.000	0	0	0	0	.000	0	0	0-0	1	7	0	1.000
2019	.000	0-0	0	0	0	0	0	0	0	0	.000	0	0	0	0	.000	0	0	0-0	3	8	5	.688
TOTAL	.000	18-0	0	0	0	0	0	0	0	0	.000	0	0	0	0	.000	0	0	0-0	4	20	5	.828

Year	era	w-l	app	gs	cg	sho	sv	ip	h	r	er	bb	so	2b	3b	hr	bf	bavg	wp	hbp	bk	sfa	sha
2016	5.59	1-0	14	2	0	0/0	0	19.1	16	17	12	25	15	2	0	0	97	.229	3	1	0	0	0
2017	4.97	1-0	13	0	0	0/2	0	12.2	12	8	7	8	13	1	1	2	59	.240	2	1	0	0	0
2018	2.86	1-1	18	0	0	0/0	1	22.0	16	10	7	19	16	4	0	1	98	.219	0	1	0	1	4
2019	5.50	2-1	11	4	0	0/0	0	36.0	35	25	22	13	29	9	3	3	159	.257	3	6	0	0	4
TOTAL	4.80	5-2	56	6	0	0/2	1	90.0	79	60	48	65	73	16	4	6	413	.240	8	9	0	1	8

### McAlister, Tyler

Year	avg	gp-gs	ab	r	h	2b	3b	hr	rbi	tb	slg%	bb	hbp	so	gdp	ob%	sf	sh	sb-att	po	a	e	fld%
2017	.000	0-0	0	0	0	0	0	0	0	0	.000	0	0	0	0	.000	0	0	0-0	0	1	0	1.000
2018	.000	7-5	0	0	0	0	0	0	0	0	.000	0	0	0	0	.000	0	0	0-0	1	5	0	1.000
TOTAL	.000	7-5	0	0	0	0	0	0	0	0	.000	0	0	0	0	.000	0	0	0-0	1	6	0	1.000

Year	era	w-l	app	gs	cg	sho	sv	ip	h	r	er	bb	so	2b	3b	hr	bf	bavg	wp	hbp	bk	sfa	sha
2017	9.31	0-1	10	1	0	0/1	0	9.2	16	16	10	13	11	6	0	0	62	.364	3	3	0	0	2
2018	8.05	0-0	7	5	0	0/0	0	19.0	22	21	17	17	20	4	0	5	98	.297	0	5	0	0	2
TOTAL	8.48	0-1	17	6	0	0/1	0	28.2	38	37	27	30	31	10	0	5	160	.322	3	8	0	0	4

### Millas, Drew

Year	avg	gp-gs	ab	r	h	2b	3b	hr	rbi	tb	slg%	bb	hbp	so	gdp	ob%	sf	sh	sb-att	po	a	e	fld%
2017	.224	51-42	174	15	39	7	0	1	29	49	.282	13	2	42	2	.281	3	1	3-4	342	46	6	.985
2018	.321	57-57	212	36	68	13	2	7	61	106	.500	34	4	41	12	.416	5	0	3-4	135	18	1	.994
2019	.252	31-31	119	16	30	8	2	2	15	48	.403	19	3	39	2	.364	2	0	0-0	180	13	5	.975
TOTAL	.271	139-130	505	67	137	28	4	10	105	203	.402	66	9	122	16	.359	10	1	6-8	657	77	12	.984

### Moore, Alex

Year	avg	gp-gs	ab	r	h	2b	3b	hr	rbi	tb	slg%	bb	hbp	so	gdp	ob%	sf	sh	sb-att	po	a	e	fld%
2017	.000	0-0	0	0	0	0	0	0	0	0	.000	0	0	0	0	.000	0	0	0-0	1	2	0	1.000
2019	.000	0-0	0	0	0	0	0	0	0	0	.000	0	0	0	0	.000	0	0	0-0	0	2	0	1.000
TOTAL	.000	0-0	0	0	0	0	0	0	0	0	.000	0	0	0	0	.000	0	0	0-0	1	4	0	1.000

Year	era	w-l	app	gs	cg	sho	sv	ip	h	r	er	bb	so	2b	3b	hr	bf	bavg	wp	hbp	bk	sfa	sha
2017	2.61	0-0	10	0	0	0/0	0	10.1	11	5	3	5	7	0	0	0	49	.256	3	1	2	0	0
2019	19.29	0-1	3	1	0	0/0	0	4.2	14	10	10	4	1	3	0	0	32	.519	0	0	0	1	0
TOTAL	7.80	0-1	13	1	0	0/0	0	15.0	25	15	13	9	8	3	0	0	81	.357	3	1	2	1	0

### Polak, Joey

Year	avg	gp-gs	ab	r	h	2b	3b	hr	rbi	tb	slg%	bb	hbp	so	gdp	ob%	sf	sh	sb-att	po	a	e	fld%
2019	.235	36-36	132	19	31	4	0	6	21	53	.402	13	2	52	1	.307	3	0	0-0	15	49	9	.877
TOTAL	.235	36-36	132	19	31	4	0	6	21	53	.402	13	2	52	1	.307	3	0	0-0	15	49	9	.877

### Privitera, John

Year	avg	gp-gs	ab	r	h	2b	3b	hr	rbi	tb	slg%	bb	hbp	so	gdp	ob%	sf	sh	sb-att	po	a	e	fld%
2017	.235	37-24	81	17	19	1	0	0	8	20	.247	16	1	22	1	.364	1	4	2-3	39	51	2	.978
2018	.246	56-56	183	38	45	5	1	0	20	52	.284	45	3	49	2	.399	2	5	11-12	77	143	5	.978
2019	.255	36-36	137	17	35	6	3	1	14	50	.365	13	2	32	0	.329	0	2	6-9	51	70	5	.960
TOTAL	.247	129-116	401	72	99	12	4	1	42	122	.304	74	6	103	3	.370	3	11	19-24	167	264	12	.973

# MISSOURI STATE BASEBALL

Games 37-39 | MISSOURI STATE BEARS (11-25) vs. NEW ORLEANS PRIVATEERS (18-19) | April 18-20 | Springfield, Mo. | Hammons Field (8,000) | KBFL 1060 AM/96.9 FM

## MISSOURI STATE CAREER STATISTICS

### Ramos, Javier

Year	avg	gp-gs	ab	r	h	2b	3b	hr	rbi	tb	slg%	bb	hbp	so	gdp	ob%	sf	sh	sb-att	po	a	e	fld%
2019	.222	7-1	9	2	2	0	0	1	5	5	.556	1	0	5	0	.300	0	0	0-0	0	1	1	.500
TOTAL	.222	7-1	9	2	2	0	0	1	5	5	.556	1	0	5	0	.300	0	0	0-0	0	1	1	.500

Year	era	w-l	app	gs	cg	sho	sv	ip	h	r	er	bb	so	2b	3b	hr	bf	bavg	wp	hbp	bk	sfa	sha
2019	27.00	0-0	5	0	0	0/0	0	2.1	2	9	7	10	4	1	0	0	22	.200	1	2	0	0	0
TOTAL	27.00	0-0	5	0	0	0/0	0	2.1	2	9	7	10	4	1	0	0	22	.200	1	2	0	0	0

### Russell, Matt

Year	avg	gp-gs	ab	r	h	2b	3b	hr	rbi	tb	slg%	bb	hbp	so	gdp	ob%	sf	sh	sb-att	po	a	e	fld%
2018	.000	18-2	0	0	0	0	0	0	0	0	.000	0	0	0	0	.000	0	0	0-0	2	3	0	1.000
TOTAL	.000	18-2	0	0	0	0	0	0	0	0	.000	0	0	0	0	.000	0	0	0-0	2	3	0	1.000

Year	era	w-l	app	gs	cg	sho	sv	ip	h	r	er	bb	so	2b	3b	hr	bf	bavg	wp	hbp	bk	sfa	sha
2018	4.88	1-0	18	2	0	0/0	3	27.2	24	15	15	14	26	5	0	3	121	.233	3	3	0	0	1
TOTAL	4.88	1-0	18	2	0	0/0	3	27.2	24	15	15	14	26	5	0	3	121	.233	3	3	0	0	1

### Schmidt, Nick

Year	avg	gp-gs	ab	r	h	2b	3b	hr	rbi	tb	slg%	bb	hbp	so	gdp	ob%	sf	sh	sb-att	po	a	e	fld%
2019	.000	0-0	0	0	0	0	0	0	0	0	.000	0	0	0	0	.000	0	0	0-0	1	0	0	1.000
TOTAL	.000	0-0	0	0	0	0	0	0	0	0	.000	0	0	0	0	.000	0	0	0-0	1	0	0	1.000

Year	era	w-l	app	gs	cg	sho	sv	ip	h	r	er	bb	so	2b	3b	hr	bf	bavg	wp	hbp	bk	sfa	sha
2019	9.98	0-2	12	2	0	0/0	0	15.1	19	18	17	13	10	5	0	2	82	.311	3	6	0	2	0
TOTAL	9.98	0-2	12	2	0	0/0	0	15.1	19	18	17	13	10	5	0	2	82	.311	3	6	0	2	0

### Schwab, Davis

Year	avg	gp-gs	ab	r	h	2b	3b	hr	rbi	tb	slg%	bb	hbp	so	gdp	ob%	sf	sh	sb-att	po	a	e	fld%
2018	.000	14-0	0	0	0	0	0	0	0	0	.000	0	0	0	0	.000	0	0	0-0	1	2	0	1.000
2019	.000	0-0	0	0	0	0	0	0	0	0	.000	0	0	0	0	.000	0	0	0-0	1	6	1	.875
TOTAL	.000	14-0	0	0	0	0	0	0	0	0	.000	0	0	0	0	.000	0	0	0-0	2	8	1	.909

Year	era	w-l	app	gs	cg	sho	sv	ip	h	r	er	bb	so	2b	3b	hr	bf	bavg	wp	hbp	bk	sfa	sha
2018	5.01	2-1	14	0	0	0/0	0	23.1	21	15	13	13	20	4	1	2	106	.236	5	2	2	2	0
2019	7.15	1-4	12	5	0	0/1	0	34.0	44	29	27	24	37	12	2	2	171	.319	5	4	2	1	4
TOTAL	6.28	3-5	26	5	0	0/1	0	57.1	65	44	40	37	57	16	3	4	277	.286	10	6	4	3	4

### Sechler, Connor

Year	avg	gp-gs	ab	r	h	2b	3b	hr	rbi	tb	slg%	bb	hbp	so	gdp	ob%	sf	sh	sb-att	po	a	e	fld%
2018	.000	32-0	1	0	0	0	0	0	0	0	.000	0	0	0	0	.000	0	0	0-0	3	9	0	1.000
2019	.000	0-0	0	0	0	0	0	0	0	0	.000	0	0	0	0	.000	0	0	0-0	1	1	0	1.000
TOTAL	.000	32-0	1	0	0	0	0	0	0	0	.000	0	0	0	0	.000	0	0	0-0	4	10	0	1.000

Year	era	w-l	app	gs	cg	sho	sv	ip	h	r	er	bb	so	2b	3b	hr	bf	bavg	wp	hbp	bk	sfa	sha
2018	2.98	7-1	32	0	0	0/0	8	54.1	41	18	18	22	59	6	2	2	238	.208	3	15	2	0	4
2019	3.18	2-3	15	0	0	0/1	3	34.0	22	13	12	21	42	2	0	1	148	.188	1	5	0	3	2
TOTAL	3.06	9-4	47	0	0	0/1	11	88.1	63	31	30	43	101	8	2	3	386	.201	4	20	2	3	6

### Thomazin, Logan

Year	avg	gp-gs	ab	r	h	2b	3b	hr	rbi	tb	slg%	bb	hbp	so	gdp	ob%	sf	sh	sb-att	po	a	e	fld%
2019	.000	0-0	0	0	0	0	0	0	0	0	.000	0	0	0	0	.000	0	0	0-0	0	5	0	1.000
TOTAL	.000	0-0	0	0	0	0	0	0	0	0	.000	0	0	0	0	.000	0	0	0-0	0	5	0	1.000

Year	era	w-l	app	gs	cg	sho	sv	ip	h	r	er	bb	so	2b	3b	hr	bf	bavg	wp	hbp	bk	sfa	sha
2019	7.39	1-3	11	4	0	0/0	0	28.0	28	25	23	13	31	5	1	4	136	.275	5	15	0	4	2
TOTAL	7.39	1-3	11	4	0	0/0	0	28.0	28	25	23	13	31	5	1	4	136	.275	5	15	0	4	2

# MISSOURI STATE BASEBALL

Games 37-39 | MISSOURI STATE BEARS (11-25) vs. NEW ORLEANS PRIVATEERS (18-19) | April 18-20 | Springfield, Mo. | Hammons Field (8,000) | KBFL 1060 AM/96.9 FM

## MISSOURI STATE CAREER STATISTICS

### Whetstone,Ben

Year	avg	gp-gs	ab	r	h	2b	3b	hr	rbi	tb	slg%	bb	hbp	so	gdp	ob%	sf	sh	sb-att	po	a	e	fld%
2017	.050	15-2	20	1	1	0	0	0	1	1	.050	4	0	7	0	.208	0	0	0-0	2	0	0	1.000
2018	.278	57-57	212	31	59	10	0	9	39	96	.453	31	5	47	1	.378	3	0	5-5	458	29	4	.992
2019	.256	36-36	129	17	33	9	0	2	17	48	.372	16	8	25	3	.368	2	0	0-2	254	15	1	.996
TOTAL	.258	108-95	361	49	93	19	0	11	57	145	.402	51	13	79	4	.365	5	0	5-7	714	44	5	.993

### Wiley,Logan

Year	avg	gp-gs	ab	r	h	2b	3b	hr	rbi	tb	slg%	bb	hbp	so	gdp	ob%	sf	sh	sb-att	po	a	e	fld%
2018	.000	22-11	0	0	0	0	0	0	0	0	.000	0	0	0	0	.000	0	0	0-0	2	9	1	.917
2019	.000	0-0	0	0	0	0	0	0	0	0	.000	0	0	0	0	.000	0	0	0-0	1	9	0	1.000
TOTAL	.000	22-11	0	0	0	0	0	0	0	0	.000	0	0	0	0	.000	0	0	0-0	3	18	1	.955

Year	era	w-l	app	gs	cg	sho	sv	ip	h	r	er	bb	so	2b	3b	hr	bf	bavg	wp	hbp	bk	sfa	sha
2018	4.13	7-6	22	11	0	0/0	1	85.0	84	46	39	23	68	13	1	5	370	.251	11	8	0	1	3
2019	4.91	1-5	9	9	0	0/1	0	47.2	60	31	26	8	42	13	3	5	220	.305	0	8	0	2	5
TOTAL	4.41	8-11	31	20	0	0/1	1	132.2	144	77	65	31	110	26	4	10	590	.271	11	16	0	3	8

### Witherspoon,Nate

Year	avg	gp-gs	ab	r	h	2b	3b	hr	rbi	tb	slg%	bb	hbp	so	gdp	ob%	sf	sh	sb-att	po	a	e	fld%
2017	.000	0-0	0	0	0	0	0	0	0	0	.000	0	0	0	0	.000	0	0	0-0	0	7	0	1.000
2018	.000	20-0	0	0	0	0	0	0	0	0	.000	0	0	0	0	.000	0	0	0-0	0	4	0	1.000
2019	.000	0-0	0	0	0	0	0	0	0	0	.000	0	0	0	0	.000	0	0	0-0	0	1	0	1.000
TOTAL	.000	20-0	0	0	0	0	0	0	0	0	.000	0	0	0	0	.000	0	0	0-0	0	12	0	1.000

Year	era	w-l	app	gs	cg	sho	sv	ip	h	r	er	bb	so	2b	3b	hr	bf	bavg	wp	hbp	bk	sfa	sha
2017	4.29	4-3	15	5	0	0/1	0	42.0	43	21	20	15	40	8	0	4	181	.270	4	2	1	2	3
2018	3.24	1-0	20	0	0	0/0	0	25.0	27	11	9	8	20	6	0	3	111	.278	2	2	0	1	3
2019	9.56	1-0	12	0	0	0/0	0	16.0	24	22	17	9	15	5	1	3	88	.364	2	7	0	6	0
TOTAL	4.99	6-3	47	5	0	0/1	0	83.0	94	54	46	32	75	19	1	10	380	.292	8	11	1	9	6

### Zimmerman,Brooks

Year	avg	gp-gs	ab	r	h	2b	3b	hr	rbi	tb	slg%	bb	hbp	so	gdp	ob%	sf	sh	sb-att	po	a	e	fld%
2018	.219	40-26	96	14	21	3	0	6	17	42	.438	7	2	34	1	.278	3	1	0-0	49	0	2	.961
2019	.188	20-13	48	6	9	1	0	1	5	13	.271	4	1	21	1	.259	1	1	0-0	14	0	0	1.000
TOTAL	.208	60-39	144	20	30	4	0	7	22	55	.382	11	3	55	2	.272	4	2	0-0	63	0	2	.969

# MISSOURI STATE BASEBALL

Games 37-39 | MISSOURI STATE BEARS (11-25) vs. NEW ORLEANS PRIVATEERS (18-19) | April 18-20 | Springfield, Mo. | Hammons Field (8,000) | KBFL 1060 AM/96.9 FM

## MISSOURI STATE RECORDS SUMMARY

### Individual Batting

#### Games Played

Season: 66, Dant'e Brinkley, Adam Pummill, Brooks Colvin, Shaun Marcum, Rick Wilson, 2003  
Career: 236, Matt Gardner, 1999-02

#### At-Bats

Game: 8, Earnie Johnson, Pat Kelly and Mark Neff, 5/1/88 vs. ORU;  
Ryan Gotcher and Chris Taylor, 4/6/04 vs. Arkansas; Adam Pummill, 2/25/06 vs. UNC Greensboro  
Season: 278, Dant'e Brinkley, 2003  
Career: 972, Matt Gardner, 1999-02

#### Runs

Game: 6, Bobby McCulloch, 5/6/75 vs. SIU Edwardsville; Larry Doss, 5/9/87 vs. Eastern Illinois and Lance Burkhardt, 3/6/97 vs. Missouri Baptist  
Season: 90, Matt Cepicky, 1999  
Career: 243, Matt Gardner, 1999-02

#### Hits

Game: 7, Greg Resz, 3/5/91 vs. Lincoln  
Season: 96, Steve Hacker and Dave Slemmer, 1995; Dant'e Brinkley, 2003  
Career: 316, Matt Gardner, 1999-02

#### Singles

Game: 5, Jim Schaefer, 5/27/78 vs. Eastern Illinois; Keith Champion, 5/11/81 vs. Central Missouri; Greg Resz, 3/5/91 vs. Lincoln; Todd DeBriyn, 5/3/92 vs. UNI; Alex Manary, 3/22/94 vs. Minnesota  
Season: 76, Bill Mueller, 1991  
Career: 241, Kevin Medrano, 2009-12

#### Doubles

Game: 3, on 22 occasions, last time by Justin Paulsen, 4/29/17 at Evansville  
Season: 26, Steve Hacker, 1986  
Career: 67, Brayden Drake, 2006-09

#### Triples

Game: 3, Ken Brown, 4/8/66 vs. Missouri S&T  
Season: 12, Dant'e Brinkley, 2001  
Career: 20, Mark Garrett, 1979-82

#### Home Runs

Game: 4, John Knott, 5/2/92 vs. UNI  
Season: 37, Steve Hacker, 1995  
Career: 63, Jason Hart, 1996-98

#### Runs Batted-In

Game: 11, John Knott, 5/2/92 vs. UNI  
Season: 100, Matt Cepicky, 1999  
Career: 203, Jason Hart, 1996-98

#### Batting Average

Season: .442, J. D. Warner, 1983  
Career: .426, J. D. Warner, 1982-83  
Career (4 years): .376, Bill Mueller, 1990-93

#### Consecutive Games Hitting Safely

30, Brayden Drake, 4/27/08-3/25/09

#### Total Bases

Game: 17, John Knott, 5/2/92 vs. UNI  
Season: 225, Steve Hacker, 1995  
Career: 506, Jason Hart, 1996-98

#### Extra-Base Hits

Game: 5, Larry Doss, 5/9/87 vs. Eastern Illinois  
Season: 55, Steve Hacker, 1995  
Career: 116, Jason Hart, 1996-98

#### Slugging Average

Season: .957, Steve Hacker, 1995  
Career: .725, Jason Hart, 1996-98

#### Hit By Pitch

Game: 3, Jud Kindle, 2/20/04 vs. Little Rock  
Ryan Mantle, 2/22/08 vs. DBU; Brayden Drake, 5/11/08 vs. Middle Tennessee; Ben Whetstone at Murray State, 4/3/19  
Season: 23, Jeremy Isenhower, 2002  
Career: 41, Ben Carlson, 2007-09

#### Walks

Game: 5, Cory Krueger, 3/15/91 vs. Austin Peay; Steve Hacker, 4/23/95 vs. UNI; and Lance Burkhardt, 2/14/97 vs. Nevada  
Season: 55, Dylan Becker, 2015  
Career: 154, Bill Mueller, 1990-93

### Strikeouts

Game: 5, Greg Mathis, 5/1/01 vs. Missouri; Tyler Ryan, 2/26/10 at UTA  
Season: 74, Ryan Howard, 2001  
Career: 207, Nick Kays, 1997-00

### On-Base Percentage

Season: .563, Dan Iseminger, 1983  
Career: .493, Rick Clarkston, 1983-84

### Sacrifice Hits

Game: 3, Joey Hawkins, 5/22/14 vs. Bradley; Ken Watkins, 5/23/69 vs. Minnesota State  
Season: 29, Joey Hawkins, 2015  
Career: 62, Joey Hawkins, 2012-15

### Sacrifice Flies

Game: 2, held by many players  
Season: 9, Brooks Colvin, 2003  
Career: 17, Brooks Colvin, 2001-04

### Stolen Bases

Game: 4, Larry Doss, 3/6/86 vs. Evangel; Greg Brewer, 4/15/86 vs. Evangel  
Season: 30, Greg Brewer, 1986  
Career: 69, Dant'e Brinkley, 2000-03

### Game-Winning RBI

Season: 13, Steve Meyer, 1986; Steve Hacker, 1995  
Career: 23, Steve Hacker, 1993-95

### Individual Fielding

#### Putouts

Game: 19, Tom Hodge, 3/23/67 vs. Oklahoma Christian; Tim Rafferty, 2/25/06 vs. UNC Greensboro; Connor Smith, 3/29/14 vs. Southern Illinois  
Season: 545, Justin Paulsen, 2015  
Career: 1,588, Justin Paulsen, 2015-17

#### Assists

Game: 10, Curt Courtwright, 5/10/09 at Creighton  
Season: 192, Joey Hawkins, 2015  
Career: 656, Chris Curry, 1995-98

#### Errors

Game: 4, set on 5 occasions, last time by Jon Hale, 3/3/96 vs. ORU  
Season: 30, Brooks Colvin, 2001  
Career: 73, Brooks Colvin, 2001-04

#### Total Chances

Game: 21, Brian Mahaffey, 5/1/88 vs. ORU  
Season: 601, Jason Hart, 1997  
Career: 1,703, Justin Paulsen, 2015-17

#### Double Plays

Game: 5, Ryan Howard, 3/30/99 vs. SE Missouri  
Season: 60, Ryan Howard, 1999  
Career: 151, Ryan Howard, 1999-01

#### Fielding Average

Season: 1.000, Bill Helfrecht, 1968; Jim Anderson, 1970; Corby Fister and Cory Krueger, 1989; Chad Lakin and Cory Krueger, 1990; Shawn Padgett, 1991; Chad Lakin, 1992; Micah Holst, 1999; Dant'e Brinkley, 2002; Nolan Keane, 2008; Aaron Conway, 2010  
Career: .993, Ben Whetstone, 2017-pr.

### Individual Pitching

#### Games

Season: 37, Jake Fromson, 2017  
Career: 88, Bryan Young, 2014-17

#### Games Started

Season: 17, Doug Still, 2017; Matt Hall, 2015; Cody Schumacher, 2012  
Career: 49, Brad Ziegler, 2000-03

#### Complete Games

Season: 10, Brian Wisser, 1986  
Career: 18, Brad Ziegler, 2000-03

#### Innings Pitched

Game: 11.0, John Rheinecker, 3/3/01 vs. Arkansas State  
Season: 125.0, Matt Hall, 2015  
Career: 365.0, Brad Ziegler, 2000-03

#### Consecutive Scoreless Innings Pitched

Season: 38.1, Nick Petree, 4/6/12 to 5/17/12  
Career: 38.1, Nick Petree, 4/6/12 to 5/17/12

### Hits Allowed

Game: 16, Tom Fulkerson, 3/19/85 vs. UTA  
Season: 115, Brad Ziegler, 2003  
Career: 371, Brad Ziegler, 2000-03

### Fewest Hits Allowed

Game: 0, Steve Dunn, 4/12/79 vs. Evangel (5 inn.); Scott Buchheit-Darrell Maus-Matt Brewer-Terry Menown, 3/14/89 vs. Lincoln; Mike Whitley, 5/2/94 vs. SE Missouri (7 inn.)

### Runs Allowed

Game: 13, Rand Chappell, 3/20/84 vs. Southern; Scott Prince, 3/11/85 vs. Indiana State  
Season: 71, Jim Gibbs, 1987; Jarrod Mays, 1996  
Career: 207, John Hardin, 1996-00

### Earned Runs Allowed

Game: 12, Mike Hill, 4/18/75 vs. Central Missouri; Scott Prince, 3/11/85 vs. Indiana State  
Season: 63, Scott Geitz, 1998  
Career: 169, John Hardin, 1996-00

### Walks Allowed

Game: 10, Stean Thornton, 5/2/76 vs. UMSL  
Season: 75, Dirk Lindauer, 1991  
Career: 206, Mike Whitley, 1992-95

### Strikeouts

Game: 17, Charles Burt, 5/16/69 vs. Northwest Missouri State; Gary Wilson, 3/23/67 vs. Oklahoma Christian  
Season: 171, Matt Hall, 2015  
Career: 330, Brad Ziegler, 2000-03

### Earned Run Average

Season: 0.59, Dick Jones, 1971  
Career: 1.55, Dick Jones, 1969-72

### Wins

Season: 12, Matt Hall, 2015; Brad Ziegler, 2003  
Career: 32, Brad Ziegler, 2000-03

### Losses

Season: 9, Brett Sinkbeil, 2005; Pat Doyle, 2010; Mike Kickham, 2010  
Career: 16, Gary Wilson, 1964-67; Dustin Tignor, 1996-00; Pat Doyle, 2007-10

### Winning Percentage

Season (6 or more wins): 1.000, Sam Perez, 2016; Bryan Young, 2015; Ken Watkins, 1969; Jody Payne, 1978; Kirby Cannon, 1980; Dan Harwell, 1983; Tim Clubb, 2008  
Career: .909, Sam Perez, 2013-16; Greg Reed, 1987-88

### Shutouts

Season: 3, Ken Watkins, 1969; Steve Dunn, 1979; Greg Reed, 1988; Craig Sands, 1990; Paul Marsala, 2004  
Career: 4, Ken Watkins, 1967-70

### Saves

Season: 16, Bryan Young, 2015  
Career: 35, Bryan Young, 2014-17

### Team Batting

#### Games Played

Season: 66, 2003

#### At-Bats

Game: 64, 5/1/88 vs. ORU  
Season: 2,260, 2002

#### Runs

Game: 37, 3/7/88 vs. Benedictine  
Season: 607, 1999

#### Hits

Game: 34, 3/7/88 vs. Benedictine; 3/21/89 vs. UMBC  
Season: 720, 2002

#### Doubles

Game: 10, 3/11/95 vs. Truman  
Season: 149, 2002

#### Triples

Game: 6, 4/8/66 vs. Missouri S&T  
Season: 36, 2001

#### Home Runs

Game: 12, 4/20/99 vs. Pittsburg State  
Season: 144, 1999

### Runs Batted-In

Game: 36, 3/7/88 vs. Benedictine  
Season: 561, 1999

### Batting Average

Season: .373, 1981

### Total Bases

Game: 72, 4/20/99 vs. Pittsburg State  
Season: 1,275, 1999

### Extra-Base Hits

Game: 19, 4/20/99 vs. Pittsburg State  
Season: 270, 1999

### Slugging Average

Season: .626, 1999

### Game-Winning RBI

Season: 45, 1986

### Hit By Pitch

Game: 9, 2/22/08 vs. DBU; 5/11/08 vs. Middle Tennessee  
Season: 80, 2004

### Walks

Game: 18, 4/5/16 vs. Saint Louis  
Season: 351, 2017

### Strikeouts

Game: 26, 2/26/10 at UTA  
Season: 516, 2017

### Fewest Strikeouts

Season: 116, 1981

### Sacrifice Hits

Game: 6, 4/25/81 vs. UMSL  
Season: 54, 2015

### Sacrifice Flies

Game: 5, 5/19/02 vs. Indiana State; 4/3/07 vs. SEMO  
Season: 44, 2002

### Stolen Bases

Game: 10, 3/18/85 vs. North Texas; 4/15/86 vs. Evangel  
Season: 118, 1986

### Team Fielding

#### Putouts

Game: 48, 5/1/88 vs. ORU; 4/6/04 vs. Arkansas  
Season: 1,703, 2003

#### Assists

Game: 25, 5/1/88 vs. ORU  
Season: 686, 1997

#### Errors

Game: 11, 3/14/64 vs. Arkansas State  
Season: 134, 1984

#### Fewest Errors

Season: 37, 1968

#### Total Chances

Game: 74, 5/1/88 vs. ORU  
Season: 2,456, 2002

#### Double Plays

Game: 5, 3/15/85 vs. Missouri Western  
Season: 66, 1986

#### Fielding Average

Season: .976, 2015

### Team Pitching

#### Complete Games

Season: 34, 1986

#### Innings Pitched

Game: 16, 5/1/88 vs. ORU; 4/6/04 vs. Arkansas  
Season: 567.2, 2003

#### Walks

Game: 17, 5/25/97 vs. Rice  
Season: 317, 1992

#### Strikeouts

Game: 19, 3/23/67 vs. Oklahoma Christian  
Season: 560, 2017

#### Shutouts

Season: 11, 2012

#### Saves

Season: 18, 2015 and 2011

#### Earned Run Average

Season: 2.57, 2012

# MISSOURI STATE BASEBALL

Games 37-39 | MISSOURI STATE BEARS (11-25) vs. NEW ORLEANS PRIVATEERS (18-19) | April 18-20 | Springfield, Mo. | Hammons Field (8,000) | KBFL 1060 AM/96.9 FM

## MISSOURI STATE SINGLE-SEASON RECORDS

### Hitting

Games	At Bats	Runs
Dant'e Brinkley (03)	66	278
Brooks Colvin (03)	66	267
Shaun Marcum (03)	66	256
Adam Pummill (03)	66	251
Rick Wilson (03)	66	251
Greg Mathis (03)	65	250
Tony Piazza (03)	64	249
Matt Gardner (02)	64	248
Greg Mathis (02)	64	248
Tony Piazza (02)	64	248

Hits	Singles	Doubles
Dant'e Brinkley (03)	96	76
Steve Hacker (95)	96	71
Dave Slemmer (95)	96	67
Micah Holst (99)	94	63
Ben Woodbury (08)	92	62
Matt Cepicky (99)	92	62
Jason Hart (98)	92	62
Jason Hart (97)	91	61
Brandon Jackson (98)	89	60
Kevin Medrano (10)	86	59
Mueller (91)-Brinkley (02)	86	59

Triples	Home Runs	Runs Batted-In
Dant'e Brinkley (01)	12	37
Aaron Conway (09)	8	30
Evan Pratte (90)	8	28
Mark Garrett (81)	8	25
Bobby Narron (80)	8	24
Hunter Steinmetz (16)	7	23
Greg Mathis (01)	7	23
Brad Kennedy (96)	7	22
Greg Brewer (86)	7	21
J.D. Warner (83)	7	21

Game-Winning RBI	Batting Average	On-Base Percentage
Steve Hacker (95)	13	442
Steve Meyer (86)	13	440
Chris Playter (09)	11	438
Jake Burger (17)	10	432
Matt Brewer (89-91)	10	427
Bax (84)-Bailey (82)	10	416
Brian Mahaffey (87)	9	416
Brent Seifert (12)-Matheny (15)	8	416
Pratte (91)-Cepicky (99)	8	414
Dave (81)-Bartlett (90)	8	414

Extra-Base Hits	Total Bases	Slugging Average
Steve Hacker (95)	55	225
Steve Meyer (86)	48	193
Jason Hart (98)	43	191
Spencer Johnson (16)	41	173
Matt Cepicky (99)	40	168
Jeremy Eierman (17)	39	165
Lance Burkhardt (96)	38	164
Matt Cepicky (98)	37	162
Jason Hart (97)	37	160
Dave Slemmer (95)	37	159

Walks	Strikeouts	Hit By Pitch
Dylan Becker (15)	55	74
Bill Mueller (91)	52	69
Spencer Johnson (16)	46	68
Spencer Johnson (15)	46	67
John Privitera (18)	45	66
Spiker Helms (12)	44	62
Brad Kennedy (95)	44	61
Burger (17)-Paulsen (15)	43	59
Helms (11)-Keane (08)	42	58
Fister (90)-Guttin (76)	42	57

Stolen Bases	Sacrifice Hits	Sacrifice Flies
Greg Brewer (86)	30	29
Mike Ruble (88)	29	19
Dant'e Brinkley (02)	25	14
John Wahlig (87)	25	13
Aaron Conway (10)	24	12
Dant'e Brinkley (03)	24	11
Bill Mueller (92)	23	11
Larry Doss (86)	22	10
Jeremy Eierman (18)	20	9
Matt Lawson (06)	20	9
Bill Goedde (86)	20	9

### Pitching

Games	Games Started
Jake Fromson (17)	37
Sam Perez (16)	36
Connor Sechler (18)	32
Zach Merciez (15)	31
Bryan Young (15)	30
Sam Perez (15)	27
Tyler Burgess (12)-Young (15)	26
Scott Geitz (95)	26
Five tied with	25

Complete Games	Innings Pitched
Brian Wisser (86)	10
Stacey Burke (86)	8
Kirby Cannon (79)	8
Dick Jones (71)	8
Mark Lopinet (70)	8
Ken Watkins (69)	8
Jim Gibbs (86, 87)	7
Tom Fulkerson (84)	7
Rick Brandell (82)	7
Newell (66)-Watkins (70)	7

Hits Allowed	Runs Allowed
Brad Ziegler (03)	115
Jarrold Mays (96)	113
Pat Doyle (10)	112
Derek Drage (04)	107
Paul Crain (91)	107
Brian Wisser (86)	104
Mike Kickham (10)	101
Chad Mulholland (03)	101
Blake Barber (11)	100
Jim Gibbs (87)	100

Earned Run Average	Earned Run Average
Scott Geitz (98)	63
Jarrold Mays (96)	60
Mike Whitley (93)	58
Mike Kickham (10)	56
Bryan Buschhorn (97)	54
Dylan Coleman (17)	53
Jim Gibbs (87)	51
Tim Clubb (09)	50
Brad Ziegler (03)	50
Paul Crain (91)	48

Walks	Strikeouts
Dirk Lindauer (91)	75
Mike Whitley (93)	68
Dylan Coleman (18)	59
Bart Evans (92)	58
John Hardin (00)	54
Bryan Buschhorn (97)	52
John Hardin (99)	52
Mike Whitley (92)	52
Mike Godfrey (86)	51
Dylan Coleman (17)	50

Victories	Losses
Matt Hall (15)	12
Brad Ziegler (03)	12
Clubb (08)-Baumann (09)	11
Dylain Coleman (18)	10
Petree (12)-Mulholland (03)	10
Mays (95)-Wisser (86)	10
Petree (11)-Perez (15)	9
Garola (97)-Ziegler (01)	9
Gibbs (87)-Lindauer (91)	9
Watkins (69)-Anderson (80)	9

Winning Percentage	Shutouts
Sam Perez (16)	1.000
Bryan Young (15)	1.000
Tim Clubb (08)	1.000
Dann Whiteside (90)	1.000
Channy Harwell (83)	1.000
Kirby Cannon (80)	1.000
Jody Payne (78)	1.000
Ken Watkins (69)	1.000
Buddy Baumann (09)	.917
Sam Perez (15)	.909
Steve Anderson (80)	.900

### Fielding

Putouts	
Justin Paulsen (15)	545
Jason Hart (97)	543
Justin Paulsen (17)	536
Jason Hart (96)	531
Justin Paulsen (16)	507
Ryan Howard (00)	504
Tim Rafferty (06)	503
Tony Piazza (03)	500
Luke Voit (12)	499
Steve Hacker (95)	497

Assists	
Joey Hawkins (15)	192
Joey Hawkins (14)	185
Evan Pratte (91)	184
Pat Kelly (88)	179
Jeremy Eierman (17)	178
Dan Firiti (00)	178
Brad Kennedy (96)	175
Chris Curry (97)	170
Travis McComack (13)	168
Dan Firiti (99)	166

Errors	
Brooks Colvin (01)	30
Dan Firiti (99)	27
Mike Collier (00)	24
Dan Firiti (00)	24
Lance Burkhardt (96)	24
Matt Gardner (01)	23
Brad Kennedy (96)	23
Rick Clarkston (84)	22
Five players tied with	21

Total Chances	
Jason Hart (97)	601
Justin Paulsen (17)	579
Jason Hart (96)	578
Justin Paulsen (15)	572
Luke Voit (12)	561
Ben Margalski (01)	557
Tony Piazza (02)	553
Ryan Howard (00)	553
Justin Paulsen (16)	550
Tony Piazza (03)	547

Double Plays	
Ryan Howard (99)	60
Steve Meyer (86)	58
Jason Hart (97)	53
Jim Calhoun (90)	52
Dan Firiti (99)	51
Ryan Howard (00)	48
Jason Hart (98)	48
Steve Hacker (95)	48
Matt Lawson (07)	47
Two players tied with	46

Fielding Average	
Aaron Conway (10)	1.000
Kyle Paul (07)	1.000
Dant'e Brinkley (02)	1.000
Micah Holst (99)	1.000
Chad Lakin (92)	1.000
Shawn Padgett (91)	1.000
Corby Fister (89)	1.000
Cory Krueger (89)	1.000
Jim Anderson (70)	1.000
Bill Helfrecht (68)	1.000

Saves	
Bryan Young (15)	16
Dan Kickham (11)	13
Shaun Marcum (03)	13
Bryan Young (16)	11
Tyler Burgess (12)	11
Chris Krawczyk (06)	9
Connor Sechler (18)	8
Bryan Young (17)	8
Matt Frevert (08)	8
Grant Gordon (10)	7
Tony Floyd (88)	7

Statistical Minimums: Batting Average, Slugging Average and On Base Percentage based on minimum of one time at bat for each game played by team; Fielding Average based on minimum of 50 total chances; Earned Run Average based on minimum of one inning pitched per game played by team; Winning Percentage based on a minimum of six decisions.

# MISSOURI STATE BASEBALL

Games 37-39 | MISSOURI STATE BEARS (11-25) vs. NEW ORLEANS PRIVATEERS (18-19) | April 18-20 | Springfield, Mo. | Hammons Field (8,000) | KBFL 1060 AM/96.9 FM

## MISSOURI STATE CAREER RECORDS

### Hitting

Games	At Bats	Runs	Games	At Bats	Runs
Matt Gardner (99-02)	236	Matt Gardner (99-02)	972	Matt Gardner (99-02)	243
Greg Mathis (00-03)	232	Kevin Medrano (09-12)	895	Bill Mueller (90-93)	234
Chris Curry (95-98)	227	Greg Mathis (00-03)	873	Micah Holst (96-99)	217
Brooks Colvin (01-04)	224	Micah Holst (96-99)	865	Dant'e Brinkley (00-03)	188
Micah Holst (96-99)	223	Chris Curry (95-98)	843	Chris Curry (95-98)	188
Evan Pratte (88-91)	220	Brayden Drake (06-09)	817	Jason Hart (96-98)	183
Kevin Medrano (09-12)	217	Dant'e Brinkley (00-03)	813	Mark Garrett (79-82)	180
Dylan Becker (12-15)	216	Brooks Colvin (01-04)	806	Evan Pratte (88-91)	176
Bill Mueller (90-93)	216	Luke Voit (10-13)	776	Kevin Medrano (09-12)	170
Dant'e Brinkley (00-03)	215	Evan Pratte (88-91)	773	Matt Cepicky (97-99)	170
Hits	Singles	Doubles	Hits	Singles	Doubles
Matt Gardner (99-02)	316	Kevin Medrano (09-12)	241	Brayden Drake (06-09)	67
Kevin Medrano (09-12)	310	Bill Mueller (90-93)	222	Matt Gardner (99-02)	62
Bill Mueller (90-93)	289	Matt Gardner (99-02)	213	Chad Lakin (90-93)	59
Micah Holst (96-99)	284	Micah Holst (96-99)	200	Chris Curry (95-98)	57
Dant'e Brinkley (00-03)	279	Dant'e Brinkley (00-03)	190	Kevin Medrano (09-12)	54
Brayden Drake (06-09)	268	Evan Pratte (88-91)	190	Dant'e Brinkley (00-03)	54
Chris Curry (95-98)	266	Brooks Colvin (01-04)	188	Jason Hart (96-98)	52
Jason Hart (96-98)	263	Greg Mathis (00-03)	179	Steve Hacker (93-95)	50
Greg Mathis (00-03)	262	Chris Curry (95-98)	168	Spencer Johnson (13-16)	49
Evan Pratte (88-91)	259	Brayden Drake (06-09)	167	Brian Mahaffey (85-88)	49
Triples	Home Runs	Runs Batted-In	Triples	Home Runs	Runs Batted-In
Mark Garrett (79-82)	20	Jason Hart (96-98)	63	Jason Hart (96-98)	203
Dant'e Brinkley (00-03)	19	Nick Kays (97-00)	60	Nick Kays (97-00)	192
Aaron Conway (08-11)	16	Steve Hacker (93-95)	59	Steve Hacker (93-95)	184
Evan Pratte (88-91)	15	Matt Cepicky (97-99)	51	Ryan Howard (99-01)	183
Greg Mathis (00-03)	13	Ryan Howard (99-01)	50	Matt Cepicky (97-99)	183
Micah Holst (96-99)	13	Jake Burger (15-17)	47	Matt Gardner (99-02)	182
Jeremy Isenhower (01-02)	12	Jeremy Eierman (16-18)	42	Jake Burger (15-17)	179
Bill Mueller (90-93)	12	Brian Mahaffey (85-88)	42	Brayden Drake (06-09)	176
J.D. Warner (82-83)	12	Ben Carlson (07-09)	38	Micah Holst (96-99)	175
Blakley (74-77)-Snider (76-79)	12	Chris Curry (95-98)	37	Brian Mahaffey (85-88)	175
Game-Winning RBI	Batting Average	On-Base Percentage	Game-Winning RBI	Batting Average	On-Base Percentage
Steve Hacker (93-95)	23	J.D. Warner (82-83)	426	Rick Clarkston (83-84)	493
Matt Brewer (89-91)	22	Danny Iseminger (83-84)	406	Danny Iseminger (83-84)	492
Matt Gardner (99-02)	19	Rick Clarkston (84-85)	405	Jeff Kaiser (87-88)	489
Luke Voit (10-13)	18	Jeff Kaiser (87-88)	402	Kory Fister (89-90)	483
Matt Cepicky (97-99)	18	Rick Hardesty (82-83)	384	Bill Mueller (90-93)	481
Evan Pratte (88-91)	18	Larry Doss (86-87)	380	J.D. Warner (82-83)	469
Jake Burger (15-17)	17	Matt Cepicky (97-99)	378	Dave Herbert (80-83)	467
Chris Playter (05-09)	17	Jason Hart (96-98)	377	Larry Goessling (77-78)	466
Jason Hart (96-98)	17	Larry Goessling (77-78)	377	Doug Bagby (72-73)	462
Brian Mahaffey (85-88)	17	Bill Mueller (90-93)	376	Terry Burke (79-80)	460
Extra-Base Hits	Total Bases	Slugging Average	Extra-Base Hits	Total Bases	Slugging Average
Jason Hart (96-98)	116	Jason Hart (96-98)	506	Jason Hart (96-98)	.725
Steve Hacker (93-95)	110	Matt Gardner (99-02)	496	Steve Hacker (93-95)	.708
Matt Gardner (99-02)	103	Steve Hacker (93-95)	466	Matt Cepicky (97-99)	.706
Nick Kays (97-00)	102	Nick Kays (97-00)	460	Brian Mahaffey (85-87)	.688
Brayden Drake (06-09)	101	Micah Holst (96-99)	447	Ryan Howard (99-01)	.662
Jake Burger (15-17)	100	Matt Cepicky (97-99)	444	Mark Menneisier (77-78)	.662
Chris Curry (95-98)	98	Chris Curry (95-98)	442	Larry Goessling (77-78)	.660
Matt Cepicky (97-99)	97	Jake Burger (15-17)	440	Lance Burthart (96-97)	.655
Jeremy Eierman (16-18)	95	Brayden Drake (06-09)	431	Bob Blakley (74-77)	.653
Brian Mahaffey (85-88)	95	Dant'e Brinkley (00-03)	419	Brad Kennedy (95-96)	.647
Walks	Strikeouts	Hit By Pitch	Walks	Strikeouts	Hit By Pitch
Bill Mueller (90-93)	154	Nick Kays (97-00)	207	Ben Carlson (07-09)	41
Spencer Johnson (13-16)	133	Spencer Johnson (13-16)	179	Matt Gardner (99-02)	33
Eric Chery (12-15)	129	Ryan Howard (99-01)	176	Micah Holst (96-99)	33
Dylan Becker (12-15)	124	Greg Mathis (00-03)	176	Aaron Conway (08-11)	31
Justin Paulsen (15-17)	118	Jeremy Eierman (16-18)	175	Jeremy Isenhower (01-02)	30
Travis McComack (09-13)	116	Dant'e Brinkley (00-03)	172	Tate Matheny (13-15)	29
Hunter Steinmetz (16-18)	115	Matt Gardner (99-02)	156	Brayden Drake (06-09)	28
J.J. Scerba (92-96)	104	Aaron Conway (08-11)	150	Matt Brown (17-18)	25
Nolan Keane (05-08)	102	Jeff Sauer (92-95)	145	Burger (15-17)-Kneeshaw (92-96)	24
Chris Curry (95-98)	98	Travis McComack (09-13)	142	J.J. Scerba (92-96)	24
Stolen Bases	Sacrifice Hits	Sacrifice Flies	Stolen Bases	Sacrifice Hits	Sacrifice Flies
Dant'e Brinkley (00-03)	69	Joey Hawkins (12-15)	62	Brooks Colvin (01-04)	17
Aaron Conway (08-11)	69	Kevin Medrano (09-12)	28	Greg Mathis (00-03)	16
Bill Mueller (90-93)	65	Eric Chery (12-15)	25	Justin Paulsen (15-17)	15
Mark Garrett (79-82)	54	Travis McComack (09-13)	20	Evan Pratte (88-91)	14
Micah Holst (96-99)	52	Brooks Colvin (01-04)	20	Luke Voit (10-13)	13
Mike Ruble (84-88)	52	Dan Kneeshaw (92-96)	19	Dant'e Brinkley (00-03)	13
Bobby Barron (77-80)	49	Bill Mueller (90-93)	18	Brent Bartlett (89-90)	13
Jeremy Eierman (16-18)	44	Evan Pratte (88-91)	18	Matt Gardner (99-02)	12
Jeff Sauer (92-94)	44	Aaron Conway (08-11)	17	John Knott (92)	12
Greg Mathis (00-03)	43	Mike Royle (77-80)	17		

Statistical Minimums: Batting Average, Slugging Average and On Base Percentage based on minimum of 150 at bats in career; Fielding Average based on minimum of 150 total chances; Earned Run Average based on a minimum of 75.0 IP; Winning Percentage based on a minimum of 10 victories.

### Pitching

Games	Games Started	Games	Games Started
Bryan Young (14-17)	88	Brad Ziegler (00-03)	49
Scott Geitz (95-98)	87	Jordan Knutson (14-17)	46
Zach Merciez (12-15)	84	John Hardin (96-00)	46
Grant Gordon (10-13)	82	Dylan Coleman (16-18)	46
Sam Perez (13-16)	80	Aaron Meade (08-10)	41
Jake Fromson (16-18)	79	Nick Petree (11-13)	41
Pat Doyle (07-10)	73	Brett Sinkbeil (04-06)	40
Chris Krawczyk (03-06)	70	Jon Harris (13-15)	39
Jordan Knutson (14-17)	68	Jeff Gray (01-04)	39
Brad Ziegler (00-03)	66	Kirby Cannon (77-80)	39
Complete Games	Innings Pitched	Complete Games	Innings Pitched
Brad Ziegler (00-03)	18	Brad Ziegler (00-03)	365.0
Ken Watkins (67-70)	18	Nick Petree (11-13)	311.2
Kirby Cannon (77-80)	16	Jordan Knutson (14-17)	281.0
Dale Hoff (85-89)	15	Jeff Gray (01-04)	279.2
Wade Palmer (73-76)	15	Tim Clubb (07-09)	278.0
Gary Wilson (64-67)	15	Dylan Coleman (16-18)	274.1
Jim Gibbs (85-87)	14	John Hardin (96-00)	266.0
Mark Lopinot (70-71)	14	Jon Harris (13-15)	259.1
Dick Jones (69-72)	14	Scott Geitz (95-98)	258.2
Wisser (85-86)-Crain (89-91)	13	Matt Hall (13-15)	244.0
Hits Allowed	Runs Allowed	Hits Allowed	Runs Allowed
Brad Ziegler (00-03)	371	John Hardin (96-00)	207
Jeff Gray (01-04)	297	Brad Ziegler (00-03)	205
Jordan Knutson (14-17)	289	Bryan Buschhorn (96-99)	184
Scott Geitz (95-98)	281	Scott Geitz (95-98)	183
Tim Clubb (07-09)	277	Jeff Gray (01-04)	175
John Hardin (96-00)	276	Pat Doyle (07-10)	157
Jarrod Mays (94-96)	266	Ben Walker (94-98)	154
Brian Buschhorn (96-99)	259	Mike Whitley (92-95)	154
Nick Petree (11-13)	250	Jordan Knutson (14-17)	153
Pat Doyle (07-10)	243	Tim Clubb (07-09)	150
Earned Runs Allowed	Earned Run Average	Earned Runs Allowed	Earned Run Average
John Hardin (96-00)	169	Dick Jones (69-72)	1.55
Bryan Buschhorn (96-99)	154	Bryan Young (14-17)	1.69
Scott Geitz (95-98)	148	Nick Petree (11-13)	1.76
Brad Ziegler (00-03)	147	David Oatman (72-74)	1.91
Dylan Coleman (16-18)	136	Mike Hill (75-76)	2.49
Jordan Knutson (14-17)	136	John Rheinecker (00-01)	2.50
Jeff Gray (01-04)	133	Ken Watkins (67-70)	2.51
Mike Whitley (92-95)	128	Tyler Burgess (12-14)	2.65
Dustin Tignor (96-00)	122	Matt Hall (13-15)	2.66
Jarrod Mays (94-96)	121	Doug Still (17)	2.88
Walks	Strikeouts	Walks	Strikeouts
Mike Whitley (92-95)	206	Brad Ziegler (00-03)	330
John Hardin (96-00)	191	Dylan Coleman (16-18)	317
Dylan Coleman (16-18)	158	Nick Petree (11-13)	306
Dave Dickensheet (79-82)	139	Matt Hall (13-15)	275
Steve Anderson (78-81)	128	Brett Sinkbeil (04-06)	256
Scott Geitz (95-98)	125	Jordan Knutson (14-17)	247
Bryan Buschhorn (96-99)	121	Jarrod Mays (94-96)	247
Darren Garrison (86-89)	119	Ross Detwiler (05-07)	244
Kirby Cannon (77-80)	115	Jon Harris (13-15)	243
Dirk Lindauer (90-91)	113	Pierce Johnson (10-12)	227
Victories	Losses	Victories	Losses
Brad Ziegler (00-03)	32	Pat Doyle (07-10)	16
Nick Petree (11-13)	27	Dustin Tignor (96-00)	16
Kirby Cannon (77-80)	25	Gary Wilson (64-67)	16
Dylan Coleman (16-18)	24	Grant Gordon (10-13)	14
Gray (01-04)-Dickensheet (79-82)	23	Brett Sinkbeil (04-06)	14
Knutson (14-17)-Clubb (07-09)	21	Brad Ziegler (00-03)	14
Geitz (95-98)-Watkins (67-70)	21	John Hardin (96-00)	14
Sam Perez (13-16)	20	Pierce Johnson (10-12)	13
Garrison (86-89)-Mays (94-96)	20	Jeff Gray (01-04)	13
Palmer (73-76)-Anderson (78-81)	20	Whitley (92-95)-Mays (94-96)	13
Winning Percentage	Shutouts	Winning Percentage	Shutouts
Sam Perez (13-16)	.909	Ken Watkins (67-70)	5
Greg Reed (87-88)	.909	Brett Sinkbeil (04-06)	3
Darren Garrison (86-88)	.870	Brad Ziegler (00-03)	3
Mike Hill (75-76)	.846	Paul Marsala (03-04)	3
Ken Watkins (67-70)	.840	Craig Sands (90-91)	3
Paul Crain (89-90)	.813	John Rheinecker (00-01)	3
Greg Reed (87-88)	.794	Nick Petree (11-13)	3
Cody Schumacher (12-14)	.789	Dave Dickensheet (79-82)	3
Kirby Cannon (77-80)	.781	Dunn (77-79)-Palmer (73-76)	3
Scott Geitz (95-98)	.778	Hill (75-76)-Lopinot (70-71)	3
Anderson (78-81)-Prince (82-85)	.769	Jones (69-72)-Wilson (64-67)	3

### Fielding

Putouts	Assists	Errors	Total Chances
Justin Paulsen (15-17)	1588	Brooks Colvin (01-04)	73
Jason Hart (96-98)	1515	Matt Gardner (99-02)	67
Luke Voit (10-13)	1453	Brayden Drake (06-09)	65
Ryan Howard (99-01)	1409	Chris Curry (95-98)	56
Tim Rafferty (02-06)	1275	Mike Royle (77-80)	55
Ron Snider (76-79)	1167	Bill Mueller (90-93)	54
J.J. Scerba (92-96)	1006	Evan Pratte (88-91)	54
Steve Hacker (93-95)	1001	Dan Firiti (99-00)	51
Tony Piazza (02-03)	979	Billy Bunton (80-83)	51
Ben Margalski (00-01)	847	Thomas (78-81)-McComack (09-13)	50
Assists	Errors	Total Chances	Total Chances
Chris Curry (95-98)	656	Justin Paulsen (15-17)	1703
Evan Pratte (88-91)	580	Jason Hart (96-98)	1645
Travis McComack (09-13)	576	Luke Voit (10-13)	1637
Kevin Medrano (09-12)	568	Ryan Howard (99-01)	1546
Joey Hawkins (12-15)	521	Tim Rafferty (02-06)	1367
Bill Mueller (90-93)	517	Ron Snider (76-79)	1253
Brooks Colvin (01-04)	479	Chris Curry (95-98)	1187
Eric Chery (12-15)	473	J.J. Scerba (92-96)	1155
Steve Hacker (93-95)	472	Tony Piazza (02-03)	1100
Jeremy Eierman (16-pr.)	469	Steve Hacker (93-95)	1074
Double Plays	Fielding Average	Ben Whetstone (17-pr.)	.993
Ryan Howard (99-01)	151	Steve Seal (69-70)	.992
Jason Hart (96-98)	147	Tate Matheny (13-15)	.991
Chris Curry (95-98)	141	Kyle Paul (07-08)	.991
Justin Paulsen (15-17)	122	Doug Bagby (72-73)	.991
Evan Pratte (88-91)	121	Piazza (02-03)-Reinsch (82-83)	.990
Kevin Medrano (09-12)	113	Landan Ruff (15-18)	.990
Travis McComack (09-13)	111	Hacker (93-95)-Goessling (77-78)	.989
Matt Gardner (99-02)	107	Fultz (14-16)-Castro (15-16)	.988
Tim Rafferty (02-06)	105	Ron Snider (76	

# MISSOURI STATE BASEBALL

Games 37-39 | MISSOURI STATE BEARS (11-25) vs. NEW ORLEANS PRIVATEERS (18-19) | April 18-20 | Springfield, Mo. | Hammons Field (8,000) | KBFL 1060 AM/96.9 FM

## THE LAST TIME...

### A Missouri State Hitter Had...

Eight at-bats in a game	Adam Pummill vs. UNC Greensboro, 2/25/06
Three at-bats in an inning	Ryan Howard, Nick Kays (both 3-for-3) vs. Evangel, 4/21/99
Four hits in a game	Ryan Skalnik vs. Illinois State, 4/21/18
Five+ hits in a game	(5) Jeremy Eierman at Arkansas, 5/17/16
Five+ runs in a game	(5) Jake Burger vs. Western Illinois, 3/16/16
Four runs in a game	Ben Whetstone at Murray State, 4/3/19
Three+ doubles in a game	(3) Justin Paulsen at Evansville, 4/29/17
Two+ triples in a game	(2) John Privitera vs. Missouri, 4/16/19
A pinch hit home run	Anthony Herron at Murray State, 4/3/19
An inside the park home run	Hunter Steinmetz vs. Western Illinois, 3/16/16
A pinch hit grand slam	Javier Ramos vs. Central Arkansas, 2/27/19
Hit for the cycle	Matt Cepicky at Indiana State, 3/29/98
A hit from each side of the plate	Drew Millas at Southeast Missouri, 4/2/19
A 10-15-game hit streak	(10) Ben Whetstone, 4/2/19 to present
A 16-19-game hit streak	(19) Hunter Steinmetz, 3/5/16 to 4/2/16
A 20-24-game hit streak	(20) Aaron Meyer, 3/5/16 to 4/5/16
A 25-29-game hit streak	(29) Kevin Medrano, 3/23/10 to 5/14/10
A 30-game hit streak	(30) Brayden Drake, 4/27/08 to 3/29/09
10+ RBIs in a game	(11) John Knott vs. UNI, 5/2/92
Nine RBIs in a game	Spencer Johnson vs. Kansas, 4/6/16
Eight RBIs in a game	Brian Fuess vs. Bradley, 3/27/99
Seven RBIs in a game	Jeremy Eierman vs. CSUN, 3/25/18
Six RBIs in a game	Blake Graham vs. Wichita State, 4/23/17
Five RBIs in a game	Joey Polak at Southern Illinois, 4/5/19
10+ total bases	(12) Joey Polak at Southern Illinois, 4/5/19
Reached safely six times	Joey Hawkins vs. Indiana State, 3/31/13
Hits in five-straight at-bats	(5) John Privitera, 2/15/19 to 2/16/19
Five walks in a game	Lance Burkhart vs. Nevada, 2/14/97
Four walks in a game	Jack Duffy at Murray State, 4/3/19
Four strikeouts in a game	Dakota Kotowski vs. Missouri, 4/16/19
Five strikeouts in a game	Tyler Ryun at UT Arlington, 2/26/10
Stole home	Jack Duffy vs. Central Arkansas, 2/27/19
Three stolen bases	Logan Geha at Southern Illinois, 4/5/19
Two home runs in a game	Dakota Kotowski at Southern Illinois, 4/5/19
Three home runs in a game	Joey Polak at Southern Illinois, 4/5/19
Home runs in consecutive at-bats	Joey Polak at Southern Illinois, 4/5/19
Homered in three-straight games	Jeremy Eierman, 3/3/17 to 3/5/17
Homered in five-straight games	Brayden Drake, 5/5/09 to 5/14/09
Two hits in an inning	Ben Whetstone vs. Southern Illinois (4th), 5/12/18
Hit by three pitches in a game	Ben Whetstone at Murray State, 4/3/19
Hit by two pitches in a game	Matt Brown at Kansas, 3/27/18
Lead off the game with a home run	Hunter Steinmetz at TCU, 6/11/17
A walk-off home run	Jeremy Eierman vs. Oklahoma State, 6/2/17
A walk-off grand slam	Dylan Becker vs. Bradley, 4/20/13
A grand slam by a freshman	Javier Ramos vs. Central Arkansas, 2/27/19
Consecutive multi-HR games	Ryan Howard, 2/23/00 and 2/27/00

### A Missouri State Pitcher Had...

Pitched over 9 innings	(9.1) Clay Murphy vs. DBU, 5/20/14
A complete game (9)	Forrest Barnes at Southeast Missouri, 4/2/19
A complete game (7)	Dylan Coleman vs. Evansville, 5/23/18
A complete game as a freshman	Forrest Barnes at Southeast Missouri, 4/2/19
Consecutive complete games (9)	Pierce Johnson, 3/15/12 and 3/23/12
Three-straight complete games	Paul Marsala (4), 3/27/04 to 4/17/04
Pitched 5.0-6.2 innings of relief	(5.2) Davis Schwab at Southern Illinois, 4/6/19
Pitched 7.0-8.2 innings of relief	(7.1) Sam Perez at Indiana State, 5/27/16
Pitched 9+ innings of relief	(10.0) J.C. Casey at Creighton, 5/27/11
A shutout (9)	Doug Still at New Mexico, 4/15/17
A shutout (7)	Dylan Coleman vs. Evansville, 5/23/18
A combined shutout (9)	Ty Buckner (5.2) and Jake Fromson (3.1) vs. CSUN, 3/24/18
A shutout as a freshman	Tim Clubb at Arkansas State, 3/20/07
Three+ hit batsmen in a game	(3) Logan Thomazin at Arkansas State, 3/10/19
Two+ pickoffs in a game	(2) Tyler McAlister vs. Texas Southern, 2/18/18
10+ strikeouts in a game	(11) Jake Lochner at Southern Illinois, 4/5/19
15+ strikeouts in a game	(15) Matt Hall vs. Wichita State, 5/2/15
Six+ walks in a game	(6) Davis Schwab at Illinois State, 4/13/19
A 15-19 inning scoreless streak	(16.1) Jake Fromson, 2/17/17 to 3/10/17
A 20+ inning scoreless streak	(22.2) Sam Perez, 5/17/16 to 5/28/16
Retired 15+ consecutive batters	(15) Austin Knight vs. Missouri, 4/25/17
Retired 20+ consecutive batters	(20) Forrest Barnes at Southeast Missouri, 4/2/19
A two-hitter	Jordan Knutson (8.0) and Jake Fromson (1.0) vs. DBU, 4/7/17
A one-hitter	Ty Buckner at Bradley, 4/29/18

A combined one-hitter	Dylan Coleman (7.0), Jake Fromson (1.0) and Bryan Young (1.0) vs. Indiana State, 5/13/17
A no-hitter	Mike Whitley (7) vs. Southeast Missouri, 5/4/94
A combined no-hitter	Scott Buchheit, Darrell Maus, Matt Brewer, Terry Menown vs. Lincoln, 3/14/89

### Missouri State...

Scored 30+ runs	(30) vs. Evangel, 4/21/99
Scored 25-29 runs	(25) vs. Southwest Baptist, 4/4/00
Scored 20-24 runs	(21) at Indiana State, 5/4/08
Scored 15-19 runs	(15) vs. Central Arkansas, 2/27/19
Scored 10+ runs in an inning	(10) 5th vs. Bradley, 4/11/17
Scored 9 runs in an inning	4th at Arkansas State, 4/15/09
Scored 8 runs in an inning	2nd at Oral Roberts, 3/13/19
Scored 7 runs in an inning	7th at Oklahoma, 3/15/19
Had 30+ hits	(32) vs. Evangel, 4/21/99
Had 25-29 hits	(26) vs. Indiana State, 5/14/98
Had 20-24 hits	(22) vs. Bradley, 5/24/12
Had six+ doubles	(6) at Evansville, 4/10/10
Had four+ triples	(4) vs. Illinois State, 5/20/16
Stole six+ bases	(6) vs. Indiana State, 5/12/17
Stole four bases in an inning	4th vs. Evansville, 4/8/18
Was hit by six+ pitches	(7) vs. DBU, 2/25/11
Drew three consecutive HBP	vs. DBU, 2/25/11
Had four+ sacrifice bunts	(5) at Southern Illinois, 5/10/15
Did not strike out	at Kansas State, 3/14/15
Hit into a triple play	vs. Indiana State, 5/15/09
Hit seven+ home runs	(7) vs. Middle Tennessee, 3/15/02
Hit six home runs	vs. Oral Roberts, 4/4/10
Hit five home runs	at Southern Illinois, 4/5/19
Hit four home runs	at Murray State, 4/3/19
Hit two grand slams in a game	vs. Arkansas State, 3/22/16
Walked 10+ times	(12) at Murray State, 4/3/19
Was shut out	vs. Indiana State, 3/31/19
Was shut out at home	vs. Indiana State, 3/31/19
Was shut out in consecutive games	at Texas State (0-10), 2/17/19; vs. Cal State Fullerton (0-7), 2/22/19
Shut out back-to-back opponents	at Arkansas State, 3/1/17; vs. Central Arkansas, 3/3/17
Struck out 10+ batters	(12) at Southern Illinois, 4/5/19
Struck out 10+ times	(14) vs. Missouri, 4/16/19
Was held to two or fewer hits	(2) at Arkansas State, 3/8/19
Hit back-to-back home runs	Dakota Kotowski, Joey Polak (twice) at Southern Illinois, 4/5/19
Hit three-straight home runs	Dan Firlit, Ryan Howard, Mike Collier vs. Arkansas Tech, 2/23/00
Turned four+ double plays	(4) at Texas Tech, 2/19/12
Committed six+ errors	(7) at UCSB, 3/24/19
Swept a doubleheader	vs. Illinois State, 4/21/18
Lost both games of a doubleheader	at Arkansas State, 3/10/19

### A Missouri State Opponent...

Scored 25+ runs	(25) Rice, 5/25/97
Scored 20-24 runs	(20) Georgia Tech, 2/20/10
Scored 15-19 runs	(16) Arkansas State, 3/10/19
Threw a complete-game one-hitter	Chris Razo, Illinois State, 4/5/13
Threw a complete-game no-hitter	Vince Serafini, Evansville, 5/13/00
Hit three home runs	Dylan Brown, Oklahoma State, 3/11/08
Hit two home runs	Trevor Boone, Oklahoma State, 3/12/19
Hit back-to-back home runs	Thomas Rowan and Armani Smith, UCSB, 2/22/19
Hit a leadoff home run	Matt Hoeg, Iowa, 3/14/18
Hit a walk-off home run	Steffan Guest, UT Arlington, 2/27/10
Hit a grand slam	Clayton Peterson, Missouri, 4/16/19
Had four hits in a game	Benjamin Sems, Kansas, 4/9/19
Had five+ hits in a game	(5) Jared Mang, New Mexico, 4/13/17
Had five RBIs	Trevor Boone, Oklahoma State, 3/12/19
Had six+ RBIs	(6) Jaxx Groshans, vs. Kansas, 3/27/19
Had four+ stolen bases in a game	(4) Michael Faulkner, Arkansas State, 4/4/12
Scored 10+ runs in an inning	Middle Tennessee (10 in 8th), 2/20/09
Scored nine runs in an inning	Georgia Tech (4th), 2/20/10
Scored eight runs in an inning	Northern Illinois (9th), 2/21/14
Scored seven runs in an inning	Arkansas State (7th), 3/10/19
Had 25-29 hits	(25) Rice, 5/25/97
Had 20-24 hits	(23) Nebraska, 2/20/11
Threw a complete game	(7.0) Tyler Whitbread, Indiana State, 3/31/19
Struck out 10+ batters	(12) Brent Headrick, Illinois State, 4/12/19

# MISSOURI STATE BASEBALL

Games 37-39 | MISSOURI STATE BEARS (11-25) vs. NEW ORLEANS PRIVATEERS (18-19) | April 18-20 | Springfield, Mo. | Hammons Field (8,000) | KBFL 1060 AM/96.9 FM



## KEITH GUTTIN Head Coach

37th Season  
Alma mater: UMSL (1978)

One of the most successful baseball coaches in Missouri Valley Conference history, **Keith Guttin** began his MSU head coaching career in 1983, and has spent the past 36 seasons building the Bears into one of the top programs in the country. Under Guttin, the Bears have won 61 percent of their games, averaging 35 victories a year and racking up 12 different 40-win seasons.

Guttin, who entered the 2019 season fifth among active Division I head coaches in career victories, has been a part of the MSU baseball program as a player, assistant coach and head coach for 41 of the program's 55 years. He took the helm of Bears baseball at the start of the 1983 season, coinciding with the move of Missouri State athletics to Division I status. He inherited the reins of the program from its only previous head baseball coach, former Missouri State Director of Athletics Bill Rowe. Guttin ultimately helped stretch MSU's string of consecutive winning seasons to 32 in a row, easily the longest of any Missouri State athletics team. His 1,270 career wins are the most recorded by any head coach in the 111-year history of Missouri State athletics, and the Bears have finished in the top half of the conference race in all but four of his 36 seasons.

During Guttin's tenure, 125 Bears have signed professional contracts, including six first-round draft picks and 18 players who have advanced to the Major Leagues. Additionally, MSU has won 20 combined conference regular-season and tournament championships and made 11 NCAA Division I Tournament appearances, including 10 in the last 23 years.

In 2003, Guttin led the Bears to the NCAA Division I College World Series for the first time in school history, marking the only trip to Omaha by a Division I team from the state of Missouri since 1965. He has been a conference coach of the year 11 times and was selected as the American Baseball Coaches Association Division I Midwest Region Coach of the Year in both 1997 and 2003.

Guttin's pupils have produced results off the diamond as well. Missouri State baseball players have been recognized on the Valley's all-academic team 65 times since the inception of the honor in 1992. Additionally, seven Bears have garnered academic All-America honors on 12 different occasions under Guttin, including three-time selection Brian Mahaffey.

Missouri State is coming off both its third NCAA Regional appearance and MVC regular-season title in the last four seasons. In 2017, the Bears won their first 18 Valley games en route to the title, then captured their third overall NCAA Regional crown by knocking off Arkansas in the deciding game of the Fayetteville Regional. MSU saw its storybook season come to an end at the Fort Worth Super Regional, as TCU secured a fourth straight trip to Omaha with a two-game sweep of Guttin's Bears. Consensus All-America picks Jake Burger and Jeremy Eierman led a potent Bears lineup that paved the way to a 43-20 campaign, while Valley pitcher of the year Jake Fromson led a star-studded pitching staff and garnered All-America recognition of his own.

The 2015 season will go down as one of the more memorable campaigns for Guttin, who was inducted into both the Missouri Sports Hall of Fame and Springfield Area Sports Hall of Fame during the year. He also surpassed the 1,100 career victory mark early in MSU's record-setting season en route to earning his fifth MVC Coach of the Year nod. Under Guttin's guidance, the 2015 Bears set a program record with 49 victories and were ranked as high as No. 6 (*Baseball America*) in the nation while capturing the Valley's regular-season and postseason tournament titles. MSU went on to earn its ninth NCAA Division I postseason berth, sweeping the Springfield Regional at Hammons Field to advance to its second Super Regional appearance, where the Bears came up just one win shy of punching their ticket to the College World Series.

In 2001, Guttin led the Bears to their first-ever MVC regular-season championship and, in the process, dethroned perennial league powerhouse Wichita State. The Shockers had previously won outright or shared the Valley regular season crown in the previous 14 years, but the Bears posted a 22-10 record in 2001 and beat WSU by one game in the final league standings.

While the accomplishments of Guttin's teams on the field speak volumes about the success of his program, another dream came true in April 2004 when the Bears opened a sparkling 8,000-seat stadium just four blocks north of the Missouri State campus. The Bears finished the year ninth among NCAA Division I teams in attendance, playing only a portion of their home schedule at Hammons Field.

It was merely a coincidence that the crown jewel of the Missouri State baseball program came one year after the Bears exploded onto the national college baseball radar in the College World Series. But both events show the growth of college baseball in the Ozarks and the amount of community and administrative support the program had received in the last several years. With the continued support of the MSU community, Guttin has led the Bears' efforts in numerous charitable endeavors, including the program's annual Price Cutter Celebrity Golf Classic, proceeds from which have been committed to Champion Athletes of the Ozarks in each of the last 20 years. MSU's popular First Pitch and Reunion Night has also been a positive force for both the Bears and a variety of local charitable organizations. The preseason kickoff event has benefited entities such as the Miracle League Ball Field, Care to Learn, Boys and Girls Clubs and the Wounded Warrior Project.

The Bears have finished lower than third in the league standings just nine times since Guttin took over. Guttin directed Missouri State to six straight league titles in Mid-Continent play from 1984 through 1989. He has given MSU its first four Valley postseason tournament championships in 1996, 1997, 2015 and 2018. He was voted the MVC Coach of the Year in 1993, 2001, 2003, 2008, 2015, 2017 and 2018 and was selected the American Baseball Coaches Association Division I Midwest Region Coach of the Year in 1997 and 2003.

Guttin had two notable seasons as the Missouri State second baseman, coming from Mineral Area College. He earned MIAA all-conference honorable mention in 1977 as the Bears made their first NCAA Division II tournament appearance in seven years.

A University City native, Guttin finished his undergraduate degree at the University of Missouri-St. Louis in 1978, and earned his master's degree in 1984 at Truman State. He and his wife, Marianne, have three daughters; Lauren, Lindsey and Samantha.

## GUTTIN'S COACHING RECORD

Year	Team	W-L	Pct.	Conf.	Pct.
1983	Missouri State	32-11	.744	---	---
1984	Missouri State	35-22	.614	---	---
1985	Missouri State	24-16	.600	5-3	.625
1986	Missouri State	47-14	.770	11-1	.917
1987	Missouri State	38-14	.731	7-3	.700
1988	Missouri State	41-17	.707	12-0	1.000
1989	Missouri State	41-10	.804	8-2	.800
1990	Missouri State	42-15	.737	11-0	1.000
1991	Missouri State	40-22	.645	14-10	.583
1992	Missouri State	31-23	.574	10-11	.476
1993	Missouri State	32-23	.582	14-6	.700
1994	Missouri State	31-23	.574	13-7	.650
1995	Missouri State	37-21	.638	18-13	.581
1996	Missouri State	32-25	.561	18-11	.621
1997	Missouri State	35-25	.583	16-10	.625
1998	Missouri State	32-21	.604	19-13	.594
1999	Missouri State	38-19	.667	18-11	.621
2000	Missouri State	24-33	.421	15-17	.468
2001	Missouri State	36-22	.621	22-10	.688
2002	Missouri State	43-21	.672	19-13	.594
2003	Missouri State	40-26	.606	19-11	.633
2004	Missouri State	31-28	.525	19-12	.613
2005	Missouri State	26-29	.473	10-14	.417
2006	Missouri State	33-22	.600	15-8	.652
2007	Missouri State	23-34	.404	7-17	.292
2008	Missouri State	40-17	.702	18-6	.750
2009	Missouri State	34-20	.630	17-5	.773
2010	Missouri State	21-34	.382	6-15	.286
2011	Missouri State	33-23	.589	11-9	.550
2012	Missouri State	40-22	.645	13-7	.650
2013	Missouri State	31-23	.574	12-9	.571
2014	Missouri State	26-31	.456	9-12	.429
2015	Missouri State	49-12	.803	18-3	.857
2016	Missouri State	38-21	.644	7-13	.650
2017	Missouri State	43-20	.683	18-1	.947
2018	Missouri State	40-17	.702	18-3	.857
2019	Missouri State	11-25	.306	4-5	.444
<b>Totals</b>		<b>1,270-801</b>	<b>.613</b>	<b>471-377</b>	<b>.555</b>

## GUTTIN'S MILESTONE VICTORIES

Win	Date	Result (Site)
1	3/5/83	MSU 8, Indiana State 2 (Meador Park)
100	3/11/86	MSU 7, Jacksonville 5 (Jacksonville, Fla.)
200	4/16/88	MSU 4, Eastern Illinois 2 (Charleston, Ill.)
300	5/13/90	MSU 9, Eastern Illinois 2 (Chicago, Ill.)
*395	5/1/93	MSU 9, UNI 2 (Meador Park)
400	5/9/93	MSU 7, Wichita State 6 (Meador Park)
500	5/17/96	MSU 8, Wichita State 7 (Wichita, Kan.)
600	4/24/99	MSU 13, UNI 7 (Meador Park)
700	5/4/02	MSU 5, Wichita State 1 (Wichita, Kan.)
800	5/11/05	MSU 15, Kansas 6 (Hammons Field)
900	5/11/08	MSU 7, Middle Tennessee 6 (Hammons Field)
1,000	3/3/12	MSU 3, Northwestern State 2 (Natchitoches, La.)
1,100	3/17/15	MSU 10, Little Rock 3 (Hammons Field)
1,200	4/18/17	MSU 5, Missouri 3 (Columbia, Mo.)
1,250	5/11/18	MSU 5, Southern Illinois 3 (Hammons Field)

\*Surpassed Bill Rowe for the all-time MSU record for coaching victories

## GUTTIN'S CAREER HIGHLIGHTS

- Ten regular-season conference titles (1986, 1988, 1989, 1990, 2001, 2003, 2009, 2015, 2017, 2018)
- Ten conference tournament championships (1984, 1985, 1986, 1987, 1988, 1989, 1996, 1997, 2015, 2018)
- Eleven NCAA Regional berths (1987, 1995, 1996, 1997, 1999, 2002, 2003, 2012, 2015, 2017, 2018)
- Three NCAA Super Regional berths (2003, 2015, 2017)
- 2003 College World Series berth
- Mentored 29 All-Americans as head coach
- Coached 120 professional signees, including 18 Major Leaguers - Ryan Howard - 2005 NL Rookie of the Year and 2006 NL MVP - Bill Mueller - 2003 AL Batting Champion
- Coached 92 first-team all-conference selections, eight league players of the year and seven league pitchers of the year
- Six-time Mid-Continent Conference Coach of the Year (1984-89)
- Seven-time Missouri Valley Conference Coach of the Year (1993, 2001, 2003, 2008, 2015, 2017, 2018)

# MISSOURI STATE BASEBALL

Games 37-39 | MISSOURI STATE BEARS (11-25) vs. NEW ORLEANS PRIVATEERS (18-19) | April 18-20 | Springfield, Mo. | Hammons Field (8,000) | KBFL 1060 AM/96.9 FM

## ALPHABETICAL ROSTER

No.	Player	Yr.	Pos.	B-T	Ht.	Wt.	Hometown (Previous School)
31	Forrest Barnes	Fr.	RHP	R-R	6-0	190	Ozark, Mo. (Ozark HS)
41	Michael Briggs	Jr.	C	R-R	6-2	225	Lee's Summit, Mo. (Archbishop O'Hara HS)
36	Ty Buckner	So.	RHP	R-R	6-1	190	St. Louis, Mo. (Ladue Horton Watkins HS)
29	Peyton Carson	Fr.	LHP	L-L	6-4	195	Topeka, Kan. (Shawnee Heights HS)
7	Collin Clayton	Jr.	OF	R-R	6-1	175	Edwardsville, Ill. (Edwardsville HS/John A. Logan College)
43	Ben Cruikshank	Fr.	LHP	L-L	6-4	165	Belleville, Ill. (Belleville East HS)
23	Jack Duffy	Jr.	OF	L-R	5-10	190	Kansas City, Mo. (Staley HS)
26	Sam Faith	So.	IF	B-R	6-3	205	St. Charles, Ill. (St. Charles North HS)
17	Jordan Fitzpatrick	So.	OF/IF	L-R	6-0	190	Rogersville, Mo. (Logan-Rogersville HS)
4	Logan Geha	Jr.	C	R-R	5-11	190	Lee's Summit, Mo. (Lee's Summit West HS)
40	Zach Gibbs	So.	RHP	R-R	6-1	190	Wentzville, Mo. (Holt HS)
12	Anthony Herron, Jr.	Fr.	IF/OF	R-R	6-2	240	Chicago, Ill. (Mount Carmel HS)
8	Mason Hull	Fr.	IF	R-R	6-0	190	Effingham, Ill. (Effingham HS)
11	Hayden Juenger	Fr.	RHP	R-R	6-0	175	O'Fallon, Ill. (O'Fallon Township HS)
16	Dakota Kotowski	Fr.	OF/1B	R-R	6-5	225	Channahon, Ill. (Providence Catholic HS)
21	Jake Lochner	Sr.	LHP	L-L	6-0	200	Sullivan, Mo. (Sullivan HS)
19	Tyler McAlister	Jr.	RHP	R-R	6-5	195	Waterloo, Ill. (Waterloo HS)
24	Drew Millas	Jr.	C	B-R	6-2	205	Swansea, Ill. (Belleville East HS)
50	Alex Moore	So.	RHP	R-R	6-8	240	Mountain Grove, Mo. (Mountain Grove HS)
25	Joey Polak	So.	IF	R-R	6-3	220	Quincy, Ill. (Quincy Notre Dame HS/Jefferson College)
32	John Privitera	Jr.	IF	L-R	5-8	170	Lee's Summit, Mo. (Lee's Summit West HS)
34	Javier Ramos	Fr.	RHP/IF	R-R	6-6	205	Vian, Okla. (Vian HS)
33	Matt Russell	So.	RHP	R-R	6-2	210	Kansas City, Mo. (Staley HS)
10	Nick Schmidt	Fr.	RHP	R-R	6-4	205	Wentzville, Mo. (Holt HS)
13	Davis Schwab	Sr.	LHP	L-L	6-4	230	Overland Park, Kan. (Blue Valley West HS/Johnson County CC)
14	Connor Sechler	So.	RHP	R-R	6-3	195	Bolivar, Mo. (Bolivar HS)
18	Logan Thomazin	Fr.	RHP	R-R	6-2	200	Walnut Grove, Mo. (Walnut Grove HS)
45	Ben Whetstone	Jr.	IF	L-R	6-6	245	Overland Park, Kan. (Rockhurst HS)
35	Logan Wiley	Jr.	RHP	R-R	6-0	190	Springfield, Mo. (Kickapoo HS/Kansas State University)
27	Nate Witherspoon	Jr.	LHP	L-L	6-4	210	Eureka, Mo. (Eureka HS)
5	Tommy Woods	Fr.	OF/IF	R-R	6-4	235	Florissant, Mo. (McCluer North HS)
1	Brooks Zimmerman	Sr.	OF	R-R	6-2	210	Stillwater, Okla. (Stillwater HS/Cowley Co. CC)

**Head Coach:** (2) Keith Guttin

**Assistant Coaches:** (28) Paul Evans, (3) Matt Lawson

**Volunteer Assistant Coach:** (44) Corey Hassel

**Director of Player Development:** Joe Lincoln

**Graduate Managers:** Matt Fultz, Aaron Meyer, Nick Petree

**Student Manager:** Brady Theisen

**Athletic Trainer:** Jim Penkalski

## ROSTER BREAKDOWN

**Seniors (3):** Jake Lochner, Davis Schwab, Brooks Zimmerman.

**Juniors (10):** Michael Briggs, Collin Clayton, Jack Duffy, Logan Geha, Tyler McAlister, Drew Millas, John Privitera, Ben Whetstone, Logan Wiley, Nate Witherspoon.

**Sophomores (8):** Ty Buckner, Sam Faith, Jordan Fitzpatrick, Zach Gibbs, Alex Moore, Joey Polak, Matt Russell, Connor Sechler.

**Freshmen (11):** Forrest Barnes, Peyton Carson, Ben Cruikshank, Anthony Herron, Jr., Mason Hull, Hayden Juenger, Dakota Kotowski, Javier Ramos, Nick Schmidt, Logan Thomazin, Tommy Woods.

**Infielders (8):** Sam Faith, Jordan Fitzpatrick, Anthony Herron, Jr., Mason Hull, Joey Polak, John Privitera, Javier Ramos, Ben Whetstone.

**Outfielders (5):** Collin Clayton, Jack Duffy, Dakota Kotowski, Tommy Woods, Brooks Zimmerman.

**Catchers (3):** Michael Briggs, Logan Geha, Drew Millas.

**Pitchers (17):** Forrest Barnes, Ty Buckner, Peyton Carson, Ben Cruikshank, Zach Gibbs, Hayden Juenger, Jake Lochner, Tyler McAlister, Alex Moore, Javier Ramos, Matt Russell, Nick Schmidt, Davis Schwab, Connor Sechler, Logan Thomazin, Logan Wiley, Nate Witherspoon.

## NUMERICAL ROSTER

No.	Player	Pos.
1	Brooks Zimmerman	OF
4	Logan Geha	C
5	Tommy Woods	OF/IF
7	Collin Clayton	OF
8	Mason Hull	IF
10	Nick Schmidt	RHP
11	Hayden Juenger	RHP
12	Anthony Herron, Jr.	IF/OF
13	Davis Schwab	LHP
14	Connor Sechler	RHP
16	Dakota Kotowski	OF/1B
17	Jordan Fitzpatrick	OF/IF
18	Logan Thomazin	RHP
19	Tyler McAlister	RHP
21	Jake Lochner	LHP
23	Jack Duffy	OF
24	Drew Millas	C
25	Joey Polak	IF
26	Sam Faith	IF
27	Nate Witherspoon	LHP
29	Peyton Carson	LHP
31	Forrest Barnes	RHP
32	John Privitera	IF
33	Matt Russell	RHP
34	Javier Ramos	RHP/IF
35	Logan Wiley	RHP
36	Ty Buckner	RHP
40	Zach Gibbs	RHP
41	Michael Briggs	C
43	Ben Cruikshank	LHP
45	Ben Whetstone	IF
50	Alex Moore	RHP

**Head Coach**

2.....Keith Guttin

**Assistant Coaches**

3.....Matt Lawson

28.....Paul Evans

**Volunteer Assistant Coach**

44.....Corey Hassel

**Director of Player Development**

Joe Lincoln

**Graduate Assistants**

Matt Fultz

Aaron Meyer

Nick Petree

**Student Manager**

Brady Theisen

**Athletic Trainer**

Jim Penkalski

## PRONUNCIATION GUIDE


Ben Cruikshank . . . . . CROOK • shank  
 Logan Geha . . . . . GEE (hard 'G') • uh  
 Keith Guttin . . . . . rhymes with 'button'  
 Anthony Herron, Jr. . . . . HAIR • un  
 Hayden Juenger . . . . . YING • ur  
 Dakota Kotowski . . . . . kuh • TOW (like 'ouch') • ski  
 Jake Lochner . . . . . LOCK • nur  
 Drew Millas . . . . . MILL • us  
 Joey Polak . . . . . like 'Pollock'  
 John Privitera . . . . . (like a New Orleans Privateer) • uh  
 Javier Ramos . . . . . RAH • mos  
 Connor Sechler . . . . . SECK • lur  
 Logan Thomazin . . . . . TOM • uh • zen  
 Ben Whetstone . . . . . WET • stone



# MISSOURI STATE BASEBALL

Games 37-39 | MISSOURI STATE BEARS (11-25) vs. NEW ORLEANS PRIVATEERS (18-19) | April 18-20 | Springfield, Mo. | Hammons Field (8,000) | KBFL 1060 AM/96.9 FM

## TV/RADIO ROSTER



**1** Brooks Zimmerman  
OF/IF - Sr. - R/R  
Stillwater, Okla.



**4** Logan Gaha  
C - So. - R/R  
Lee's Summit, Mo.



**5** Tommy Woods  
OF/IF - Fr. - R/R  
Florissant, Mo.



**7** Collin Clayton  
OF - Jr. - R/R  
Edwardsville, Ill.



**8** Mason Hull  
IF - Fr. - R/R  
Effingham, Ill.



**10** Nick Schmidt  
RHP - Fr. - R/R  
Wentzville, Mo.



**11** Hayden Juenger  
RHP - Fr. - R/R  
O'Fallon, Ill.




**12** Anthony Herron  
IF/OF - Fr. - R/R  
Chicago, Ill.



**13** Davis Schwab  
LHP - Sr. - L/L  
Overland Park, Kan.




**14** Connor Sechler  
RHP - So. - R/R  
Bolivar, Mo.



**16** Dakota Kotowski  
1B/OF - Fr. - R/R  
Channahon, Ill.



**17** Jordan Fitzpatrick  
IF/OF - So. - L/R  
Rogersville, Mo.



**18** Logan Thomazin  
RHP - Fr. - R/R  
Walnut Grove, Mo.



**19** Tyler McAllister  
RHP - Jr. - R/R  
Waterloo, Ill.



**21** Jake Lochner  
LHP - Sr. - L/L  
Sullivan, Mo.




**23** Jack Duffy  
OF - Jr. - L/R  
Kansas City, Mo.



**24** Drew Millas  
C - Jr. - B/R  
Swansea, Ill.



**25** Joey Polak  
IF - So. - R/R  
Quincy, Ill.



**26** Sam Faith  
IF - So. - B/R  
St. Charles, Ill.



**27** Nate Witherspoon  
LHP - Jr. - L/L  
Eureka, Mo.



**29** Peyton Carson  
LHP - Fr. - L/L  
Topeka, Kan.




**31** Forrest Barnes  
RHP - Fr. - R/R  
Ozark, Mo.



**32** John Privitera  
IF - Jr. - L/R  
Lee's Summit, Mo.



**33** Matt Russell  
RHP - So. - R/R  
Kansas City, Mo.



**34** Javier Ramos  
RHP/IF - Fr. - R/R  
Vian, Okla.



**35** Logan Wiley  
RHP - Jr. - R/R  
Springfield, Mo.



**36** Ty Buckner  
RHP - So. - R/R  
St. Louis, Mo.




**40** Zach Gibbs  
RHP - So. - R/R  
Wentzville, Mo.



**41** Michael Briggs  
C - Jr. - R/R  
Lee's Summit, Mo.



**43** Ben Cruikshank  
LHP - Fr. - L/L  
Fairview Heights, Ill.



**45** Ben Whetstone  
IF - Jr. - L/R  
Overland Park, Kan.



**50** Alex Moore  
RHP - So. - R/R  
Mountain Grove, Mo.



**2** Keith Guttin  
Head Coach



**3** Matt Lawson  
Assistant Coach



**28** Paul Evans  
Assistant Coach



**44** Corey Hassel  
Volunteer  
Assistant Coach