

MISSOURI STATE

2003 NCAA College World Series • 11 NCAA Regional Appearances • 41 All-Americans • 20 Major Leaguers

Eric Doennig, MSU Athletics Communications (Primary Contact) | O: (417) 836-4586 | C: (417) 827-5327 | EricDoennig@MissouriState.edu | MissouriStateBears.com | @MSUBearBaseball | MissouriStBears

2019 SCHEDULE

February (3-5)

15	vs. Nevada [§]	L, 4-16
16	vs. Utah [§]	W, 6-2
17	at Texas State [§]	L, 0-10
22	vs. (24) Cal State Fullerton [®]	L, 0-7
23	at San Diego [®]	L, 4-14
24	vs. Fresno State [®]	L, 2-3
26	CENTRAL ARKANSAS	W, 9-7
27	CENTRAL ARKANSAS	W, 15-3

March (0-2)

1	(30) UC IRVINE	L, 2-3 (7)
1	(30) UC IRVINE	L, 1-4 (11)
8	at Arkansas State	6:00 p.m.
9	at Arkansas State	2:00 p.m.
10	at Arkansas State	1:00 p.m.
12	at Oklahoma State	3:30 p.m.
13	at Oral Roberts	3:00 p.m.
15	at Oklahoma	6:30 p.m.
16	at Oklahoma	2:00 p.m.
17	at Oklahoma	1:00 p.m.
22	at UC Santa Barbara	5:00 p.m.
23	at UC Santa Barbara	4:00 p.m.
24	at UC Santa Barbara	1:30 p.m.
26	ARKANSAS	6:30 p.m.
27	KANSAS	6:30 p.m.
29	INDIANA STATE*	6:30 p.m.
30	INDIANA STATE*	2:00 p.m.
31	INDIANA STATE*	1:00 p.m.

April (0-0)

2	at Southeast Missouri State	5:00 p.m.
3	at Murray State	3:00 p.m.
5	at Southern Illinois*	6:30 p.m.
6	at Southern Illinois*	2:00 p.m.
7	at Southern Illinois*	1:00 p.m.
9	at Kansas	6:00 p.m.
12	at Illinois State*	5:00 p.m.
13	at Illinois State*	2:00 p.m.
14	at Illinois State*	1:00 p.m.
16	MISSOURI	6:30 p.m.
18	NEW ORLEANS	6:30 p.m.
19	NEW ORLEANS	6:30 p.m.
20	NEW ORLEANS	2:00 p.m.
23	at Missouri	6:30 p.m.
26	BRADLEY*	2:00 p.m.
27	BRADLEY*	12:00 p.m.
28	BRADLEY*	11:00 a.m.
30	at Wichita State	6:00 p.m.

May (0-0)

2	DBU*	6:00 p.m.
3	DBU*	6:30 p.m.
4	DBU*	2:00 p.m.
7	WICHITA STATE	6:30 p.m.
10	at Evansville*	6:30 p.m.
11	at Evansville*	2:00 p.m.
12	at Evansville*	1:00 p.m.
16	VALPARAISO*	6:30 p.m.
17	VALPARAISO*	6:30 p.m.
18	VALPARAISO*	2:00 p.m.
21-25	at MVC Baseball Championship*	TBA

HOME GAMES played at Hammons Field

*MVC game

§Texas State Invitational (San Marcos, Texas)

®Tony Gwynn Legacy (San Diego, Calif.)

#at Duffy Bass Field (Normal, Ill.)

All times are Central



MISSOURI STATE BEARS (3-7)

Conference.....Missouri Valley
 Head Coach.....Keith Guttin
 Alma Mater.....Missouri-St. Louis
 Career Record.....1,262-783 (37th year)
 Record at MSU.....same

SERIES INFORMATION

Site.....Jonesboro, Ark.
 Stadium.....Tomlinson Stadium (1,200)
 Series History.....MSU leads 44-23
 Fri., March 8.....6 p.m.
 MSU.....LHP Davis Schwab (1-2, 4.30 ERA)
 ASU.....TBA
 Sat., March 9.....2 p.m.
 MSU.....RHP Logan Wiley (0-2, 4.50 ERA)
 ASU.....TBA
 Sun., March 10.....1 p.m.
 MSU.....RHP Logan Thomazin (1-0, 1.38 ERA)
 ASU.....TBA
 Radio.....KBFL 1060 AM/96.9 FM
 Live Stats.....ASUStateRedWolves.com
 Twitter.....@MSUBearBaseball



ARKANSAS STATE RED WOLVES (8-5)

Conference.....Sun Belt
 Head Coach.....Tommy Raffo
 Alma Mater.....Mississippi State
 Career Record.....286-293-1 (11th year)
 Record at ASU.....same

PRIME 9

- The **Missouri State Bears** will hit the road for a three-game non-conference series this weekend against the **Arkansas State Red Wolves** at Tomlinson Stadium in Jonesboro, Ark.
- Missouri State head coach **Keith Guttin** ranks fifth among all active NCAA Division I coaches in total wins (1,262) and needs nine more victories to match the career total of former Miami (Fla.) coach Ron Fraser for the No. 19 position on the NCAA's Division I coaching wins list
- The Bears have enjoyed a run of recent success against ASU, winning six of the last seven meetings in the series and claiming seven of the last nine contests against the Red Wolves in Jonesboro since 2007
- MSU has prospered against schools hailing from Arkansas in general since the start of the 2015 season, going 25-7 against Division I foes from "The Natural State," including an 11-5 record in games played on Arkansas soil
- The Bears have gone 92-50 (.648) in road and neutral site contests over the last four years, including a 67-38 (.638) mark in true road games
- The Bears' roster features three different returners who have earned All-America recognition during their respective MSU careers, led by 2019 preseason *Collegiate Baseball* All-America picks **Drew Millas** and **Connor Sechler**
- MSU has 80 combined come-from-behind wins over the last four seasons and went 13-2 in one-run games in 2018
- Anthony Herron, Jr.**, has reached base safely in six of his last nine plate appearances, going 5-for-8 with a pair of RBIs and three runs scored; Herron hit .429 with a home run and four RBIs in four total games last week and has scored at least one run in each of his last five starts dating back to Feb. 23 at San Diego
- Since allowing five earned runs vs. Nevada on Feb. 15, **Logan Wiley** has limited the opposition to three earned runs while striking out 11 hitters over his last two starts spanning 11.2 innings

AROUND THE HORN

Pos.	Player	Ht.	Wt.	Class	B/T	G/GS	BA/OBP/SLG	HR/RBI	Notes
C	Logan Geha	5-11	190	Jr.	R/R	10/9	.286/.429/.321	0/2	Career-high 3 hits vs. UCA (Feb. 27)
1B	Ben Whetstone	6-6	245	Jr.	L/R	10/10	.179/.233/.205	0/4	.286 BA in road games this season
2B	John Privitera	5-8	170	Jr.	L/R	10/10	.350/.422/.450	0/3	Back-to-back 3-hit games vs. UCA (career-best)
SS	Mason Hull	6-0	190	Fr.	R/R	10/10	.161/.161/.258	0/5	RBIs in 3 of last 4 games, Feb. 23-27
3B	Joey Polak	6-3	220	So.	R/R	10/10	.152/.282/.182	0/2	Shares team lead with 4 walks
LF	Brooks Zimmerman	6-2	210	Sr.	R/R	9/8	.286/.355/.429	1/3	Third career 3-hit game vs. Utah (Feb. 16)
CF	Collin Clayton	6-1	175	Jr.	R/R	10/10	.222/.263/.278	0/1	7-game hit streak, Feb. 16-27
RF	Jack Duffy	5-10	190	Jr.	L/R	9/9	.161/.235/.194	0/1	Season-high 2 hits, steal of home Feb. 27
DH	Anthony Herron, Jr.	6-2	240	Fr.	R/R	8/6	.292/.346/.417	1/4	.429 BA (6-14), HR, 4 RBIs in 4 G last week
IF	Sam Faith	6-3	205	So.	B/R	7/2	.167/.286/.167	0/0	First hit of 2019 vs. UCA (Feb. 27)
C	Drew Millas	6-2	205	Jr.	B/R	6/6	.182/.269/.318	0/3	Sidelined with pulled hamstring since Feb. 24
IF/OF	Jordan Fitzpatrick	6-0	190	So.	L/R	2/0	.000/.333/.000	0/1	Drew bases-loaded walk in first PA (Feb. 15)
OF	Dakota Kotowski	6-5	225	Fr.	R/R	2/0	1.000/1.000/1.000	0/0	Single in first AB as Bear vs. UCA (Feb. 27)
IF	Javier Ramos	6-6	205	Fr.	R/R	1/0	1.000/1.000/4.000	1/4	Grand slam in first AB as Bear vs. UCA (Feb. 27)

Pos.	Pitcher	Ht.	Wt.	Class	B/T	G/GS	W-L	Sv	IP	H	K/BB	BAA	ERA
LHP	Davis Schwab	6-4	230	Sr.	L/L	3/2	1-2	0	14.2	15	14/5	.268	4.30
RHP	Logan Wiley	6-0	190	Jr.	R/R	3/3	0-2	0	16.0	17	13/1	.274	4.50
RHP	Hayden Juenger	6-0	175	Fr.	R/R	2/2	0-1	0	5.1	10	4/6	.400	10.12
RHP	Logan Thomazin	6-2	200	Fr.	R/R	3/1	1-0	0	13.0	6	18/5	.146	1.38
RHP	Connor Sechler	6-3	195	So.	R/R	4/0	0-1	1	10.2	8	11/3	.205	3.38
RHP	Forrest Barnes	6-0	190	Fr.	R/R	2/1	0-0	0	5.0	5	3/1	.278	3.60
RHP	Nick Schmidt	6-4	210	Fr.	R/R	4/0	0-0	0	5.2	7	5/2	.333	6.35
LHP	Jake Lochner	6-0	200	Sr.	L/L	4/0	0-0	0	5.0	5	0/4	.278	7.20
LHP	Nate Witherspoon	6-4	210	Jr.	L/L	3/0	1-0	0	2.2	4	3/2	.364	13.50
LHP	Peyton Carson	6-4	195	Fr.	L/L	2/0	0-0	0	2.0	3	0/0	.333	13.50
LHP	Ben Cruikshank	6-4	165	Fr.	L/L	2/0	0-0	0	3.1	1	1/8	.111	16.20
RHP	Javier Ramos	6-6	205	Fr.	R/R	3/0	0-0	0	1.0	1	1/3	.250	27.00

MISSOURI STATE BASEBALL

Games 11-13 | MISSOURI STATE BEARS (3-7) at ARKANSAS STATE RED WOLVES (8-5) | March 8-10, 2019 | Jonesboro, Ark. | Tomlinson Stadium (1,200) | KBFL 1060 AM/96.9 FM

MISSOURI STATE QUICK FACTS

Founded.....	1905
Location.....	Springfield, Mo.
Address.....	901 S. National Ave.
.....	Springfield, MO 65897
Web Site.....	MissouriState.edu
Switchboard.....	(417) 836-5000
President.....	Cliff Smart
Enrollment.....	26,182
Nickname.....	Bears
School Colors.....	Maroon and White
National Affiliation.....	NCAA Division I
Conference.....	Missouri Valley Conference
Director of Athletics.....	Kyle Moats
Faculty Athletics Representative.....	James Hutter
Tickets.....	(417) 836-7678, (888) 476-7849
.....	MissouriStateBears.com/Tickets

Stadium

Home Facility.....	Hammons Field
Opened.....	2004
Capacity.....	8,000
Surface.....	Natural Grass
Dimensions.....	LF-315/LC-365/CF-400/RC-365/RF-330
Press Box Phone.....	(417) 832-3029

Baseball Staff

Head Coach.....	Keith Guttin
.....	(Missouri-St. Louis, '78)
MSU Record.....	1,262-783
.....	(37th year at MSU)
Overall Record.....	1,262-783
.....	(37th year overall)
Assistant Coach.....	Paul Evans
.....	(Southern Illinois, '81)
Assistant Coach.....	Matt Lawson
.....	(Missouri State, '15)
Volunteer Assistant Coach.....	Corey Hassel
Director of Player Development.....	Joe Lincoln
Graduate Managers.....	Matt Fultz
.....	Aaron Meyer
.....	Nick Petree
Student Assistant.....	Justin Paulsen
Student Manager.....	Brady Theisen
Athletic Trainer.....	Jim Penkalski
Strength & Conditioning Coordinator.....	Jeremiah Frey

Team Information

2018 Overall Record.....	40-17
2018 MVC Record (Finish).....	18-3 (1st)
Postseason.....	NCAA Oxford Regional (1-2)
Lettermen Returning/Lost.....	19/8
Starters Returning/Lost.....	5/4
Pitchers Returning/Lost.....	10/3
Newcomers.....	13

History

First Season.....	1964
All-Time Record (56 seasons).....	1,656-1,011-1
All-Time at Hammons Field (16 seasons).....	251-127
All-Time NCAA D-I Tournament Record.....	22-24 (11 app.)
MVC Regular-Season Championships.....	6
MVC Tournament Championships.....	4

Athletics Communications

Location.....	Hammons Student Center, Room 300
Shipping Address.....	901 S. National Avenue
.....	Springfield, MO 65897
Assistant Director (Primary Baseball Contact).....	Eric Doennig
Office Phone.....	(417) 836-4584
Cell Phone.....	(417) 827-5327
Email.....	EricDoennig@MissouriState.edu
Assistant A.D. for Communications.....	Rick Kindhart
Assistant Director.....	Ben Adamson
Assistant.....	Kevin Kane
Graduate Assistants.....	Morganne Lander, Tim McCall, Emily McMillan
Athletics Web Site.....	MissouriStateBears.com
Twitter.....	@MSUBearBaseball
Instagram.....	@MSUBearBaseball
Facebook.....	MissouriStBears/MSUBearsBaseball

LEADING OFF

The **Missouri State Bears** will look to bounce back this weekend when they travel to Jonesboro, Ark., for a three-game non-conference set with the **Arkansas State Red Wolves** at Tomlinson Stadium. The two teams are slated to open the series Friday (March 8) at 6 p.m., before playing single games Saturday (2 p.m.) and Sunday (1 p.m.) to conclude the weekend.

The Bears (3-7) dropped both ends of their doubleheader with UC Irvine last Friday, falling by a 3-2 score in the opener, before succumbing to the nationally-ranked Anteaters by a 4-1 score in 11 innings in the nightcap. ASU (8-5) claimed a 9-6 win over Central Arkansas Tuesday, after dropping three straight to Louisiana Tech last weekend.

Friday's series opener kicks off a string of 11 straight games away from home for the Bears. After concluding their stay in Jonesboro, the Bears will play five games in Oklahoma next week, visiting Oklahoma State Tuesday and Oral Roberts Wednesday and Oklahoma for a three-game weekend set.

SERIES HISTORY

One of the Bears' longest-standing rivalries, Missouri State holds a 44-23 all-time advantage in its series with Arkansas State which dates back to MSU's inaugural varsity season of 1964. The Bears have taken six of the last seven meetings in the series dating back to 2014, including a series win last March in Springfield. MSU's offense has been locked in against ASU over its last five years, averaging 8.1 runs per outing, including a 13-0 white-washing of the Red Wolves in its last trip to Jonesboro on March 1, 2017. The Bears have been solid on the road against ASU, claiming a 21-13 all-time mark against the Red Wolves in Jonesboro. Since the 2007 season, MSU has won seven of the nine meetings in the series at Tomlinson Stadium.

JOHNNY ON THE SPOT

Junior second baseman **John Privitera** has recorded a strong start to the season, entering the weekend with one of the top hit totals (14) in The Valley. Privitera logged a red-hot opening weekend in Texas, batting .500 over three games for the Bears, including a stretch in which he reached base safely via a hit, walk or hit by pitch in eight consecutive plate appearances. That streak represented the longest by a Bear in nearly three years since Jake Burger's string of reaching base in nine-consecutive plate appearances from March 15-18, 2016. The Lee's Summit, Mo., product has already matched his single-game career high with three hits on three separate occasions this season, including both games of the Bears' midweek series sweep of Central Arkansas (Feb. 26-27).

SO FRESH AND SO CLEAN

Missouri State's talented freshman class has wasted little time in making an impression on Bears opponents this season. In MSU's two-game sweep of UCA (Feb. 26-27) in particular, Bears freshmen combined to hit .412 with two homers, 11 RBIs and seven runs scored. On the mound, four rookie hurlers logged a 2.84 ERA with 16 strikeouts over 12.2 combined innings in the series. Overall this season, 12 of the Bears' 13 newcomers have seen game action, including four position players who have established themselves as regulars in MSU's starting lineup, and three more rookies who have drawn starting mound assignments in the first 10 games of the season.

Logan Thomazin registered one of the more memorable debut starts by a Bear, holding UCA hitless for 5 2/3 innings and striking out 11 hitters over 7.0 total innings of one-hit ball on Feb. 27. The Walnut Grove, Mo., native leads the team in strikeouts with 18 and brings a 1.38 ERA in three appearances into the weekend. Fellow freshman **Javier Ramos** turned in a landmark debut at the plate as well, becoming the first Bear to belt a grand slam in his first collegiate at-bat as part of MSU's seven-run eighth inning (Feb. 27). Ramos's effort followed another freshman, **Anthony Herron, Jr.**, who homered in the game one win and drove in four runs in the series. Additionally, freshman shortstop **Mason Hull** produced his second multi-RBI effort of the season Feb. 27 and leads the club with five RBIs for the year.

OFFENSIVE RENAISSANCE

After watching its offense sputter out of the gate with a .204 team batting mark while scoring just 16 total runs in its first six games of the season, Missouri State enjoyed a strong rebound in its first home series of the year last week. In two games against UCA, the Bears raised their team batting mark 52 points by hitting .380 and scoring 24 runs, including their first two home runs of the season, and four stolen bases. **John Privitera** led the charge with back-to-back three-hit performances, while **Anthony Herron, Jr.**, hit .429 (6-for-14) overall in the Bears' four games last week.

ROAD TO SUCCESS

MSU has proven to be hard to stop on the road over the past four seasons, logging a 67-38 (.638) record in such contests. Including their 25-12 record in neutral-field games over the same stretch, the Bears have gone 92-50 (.648) away from Hammons Field since the start of the 2015 season. The Bears went 14-8 in true road games a year ago, after logging 19 road wins in 2017 and a program-record 21 wins in 27 road contests in 2015. MSU's 0.857 win percentage on the road that year represented its best since 1978, when it posted an identical percentage with a 12-2 road mark. Coupled with their 9-3 record in neutral field contests in 2015, the Bears' total of 30 wins away from home was second only to national champion Virginia in the Division I ranks and qualified as the best in school history. The Bears also posted the longest road win streak in Division I baseball in 2015, claiming 11-straight victories from March 15 to April 25.

SERIES SUMMARY

All-Time Record vs. Arkansas State.....	44-23
Home.....	21-9
Road.....	21-13
Neutral.....	2-1
Current Streak.....	W1
Last 10 Meetings.....	8-2
4/4/12.....	Springfield.....W, 12-4
3/12/13.....	Jonesboro.....W, 6-2
3/13/13.....	Jonesboro.....L, 5-7
3/26/14.....	Springfield.....W, 5-4
3/11/15.....	Jonesboro.....W, 6-3
3/22/16.....	Springfield.....W, 15-11
3/1/17.....	Jonesboro.....W, 13-0
3/9/18.....	Springfield.....W, 12-4
3/10/18.....	Springfield.....L, 1-4
3/11/18.....	Springfield.....W, 5-4
MSU vs. Sun Belt Conference.....	69-40
Keith Guttin vs. Arkansas State.....	41-20

MISSOURI STATE BASEBALL

Games 11-13 | MISSOURI STATE BEARS (3-7) at ARKANSAS STATE RED WOLVES (8-5) | March 8-10, 2019 | Jonesboro, Ark. | Tomlinson Stadium (1,200) | KBFL 1060 AM/96.9 FM

MVC STANDINGS

Team	Overall	Pct.	MVC	Pct.
Indiana State	9-1	.900	0-0	.000
DBU	9-3	.750	0-0	.000
Illinois State	7-3	.700	0-0	.000
Bradley	6-3	.667	0-0	.000
Southern Illinois	6-4	.600	0-0	.000
Evansville	5-5	.500	0-0	.000
Missouri State	3-7	.300	0-0	.000
Valparaiso	2-7	.222	0-0	.000

THIS WEEK IN THE VALLEY

Friday, March 8

Northern Illinois at Southern Illinois (3 p.m.)
Illinois State at Vanderbilt (4:30 p.m.)
Indiana State at Mercer (5 p.m.)
Bradley at UNLV (6 p.m.)
DBU at Oral Roberts (6 p.m.)
Missouri State at Arkansas State (6 p.m.)
Valparaiso at South Carolina (6 p.m.)

Saturday, March 9

Iowa at Evansville [DH] (1 p.m.)
Indiana State at Mercer (1 p.m.)
Illinois State at Vanderbilt (2 p.m.)
Missouri State at Arkansas State (2 p.m.)
Northern Illinois at Southern Illinois (2 p.m.)
Valparaiso at South Carolina (3 p.m.)
Bradley at UNLV (6 p.m.)
DBU at Oral Roberts (6 p.m.)

Sunday, March 10

Indiana State at Mercer (12 p.m.)
Valparaiso at South Carolina (12:30 p.m.)
Bradley at UNLV (1 p.m.)
Iowa at Evansville (1 p.m.)
DBU at Oral Roberts (1 p.m.)
Illinois State at Vanderbilt (1 p.m.)
Missouri State at Arkansas State (1 p.m.)
Northern Illinois at Southern Illinois (1 p.m.)

MVC PRESEASON POLL

No.	Team (First-place votes)	Points
1.	Missouri State (5)	59
2.	DBU (2)	58
3.	Indiana State (1)	49
4.	Bradley	39
5.	Southern Illinois	31
6.	Illinois State	28
7.	Valparaiso	13
8.	Evansville	11

PRESEASON ALL-MVC TEAM

Pos.	Player	Team
1B	Ben Whetstone	Missouri State
2B	Jarrod Watkins	Indiana State
3B	Brendan Dougherty	Bradley
SS	Jimmy Glownke	DBU
C	Drew Millas	Missouri State
OF	John Rave	Illinois State
OF	Blake Billinger	Valparaiso
OF	Andy Shadid	Bradley
SP	Triston Polley	Indiana State
SP	Luke Eldred	DBU
RP	Jarod Bayless	DBU
RP	Connor Sechler	Missouri State

MILLAS, SECHLER HONORED

After earning All-America honors to spearhead the Bears' 2018 MVC title run, both **Drew Millas** and **Connor Sechler** were tabbed for 2019 preseason All-America honors by *Collegiate Baseball*. Millas posted a career year in helping the Bears to their second consecutive Valley regular-season championship last spring, posting team-best figures for batting (.321), hits (68) and RBIs (61) en route to earning first-team All-MVC and second-team All-America honors from the NCBWA. The catcher/DH recorded 18 multi-hit games and 18 multi-RBI efforts, as well as three separate four-hit games as a sophomore.

Sechler was a freshman All-America choice of both *Collegiate Baseball* and the NCBWA after anchoring the Bears' bullpen with eight saves and a 2.98 earned run average in 2018. The right-hander limited the opposition to a combined .208 batting average, while striking out 59 hitters in 54.1 innings over an MSU freshman-record 32 appearances.

WATCH THE LEATHER, MAN

In addition to serving as a key cog in the Bears' lineup over the past two years, junior first baseman **Ben Whetstone** has proven to be one of the top defensive performers in The Valley as well. The Overland Park, Kan., native briefly moved into the top spot on the Bears' career fielding percentage chart earlier this season, before seeing his streak of consecutive error-less games come to an end at 27 last Friday vs. UC Irvine. Still, Whetstone's 0.991 fielding mark as a Bear trails only Steve Seal's 0.992 percentage among all MSU defenders with at least 150 career fielding chances.

NON-CON DOMINATION

MSU has been nearly unstoppable against non-conference competition over the last four seasons, compiling an 88-45 (.662) record in regular-season games versus non-league foes since the start of the 2015 season. The Bears, who have won 40 of their last 57 regular-season non-conference home games, outscoring their non-league opponents by a 813-511 margin at Hammons Field over the same stretch.

HOME SWEET HAMMONS

Missouri State opened its 2019 home slate with a pair of convincing victories over Central Arkansas (Feb. 26-27), extending a recent home-field advantage of unprecedented proportions. The Bears have logged four of their top single-season home win totals since the 2015 season, going 17-6 at home last spring after a 21-7 home mark in 2017, a Hammons Field-record 22 victories in 2016 and the Bears' best-ever home win percentage at Hammons with a 19-3 (.864) mark in 2015.

With their two wins over UCA, the Bears may now boast of a combined 81-26 (.757) home record since the start of the 2015 season. The Bears have won 40 of their last 57 regular-season non-conference home games, outscoring their opponents by a 813-511 margin at Hammons over that stretch.

WHAT A RELIEF

While the Bears have held a lead in just three of their eight contests this season to date, the Missouri State bullpen can boast of a recent track record of locking down victories. Dating back to May 2014, the Bears relief corps has closed out 155 consecutive victories in which MSU has taken a lead into the ninth inning.

The Bears bullpen has posted an uncharacteristic 6.97 staff ERA through the first 10 games, but two mainstays from last year—sophomore closer **Connor Sechler** and senior lefty **Davis Schwab**—have combined to log 15.0 innings of relief with 17 strikeouts.

VALLEY FORECAST

Highlighted by three selections to the 2019 Preseason All-Missouri Valley Conference Baseball Team, Missouri State was the choice of the league's head coaches to claim its third-consecutive conference crown. Leading the Bears' contingent of three preseason All-MVC choices were returning first-team all-conference picks catcher/DH **Drew Millas** and reliever **Connor Sechler**, while reigning MVC Championship Most Outstanding Player **Ben Whetstone** also picked up a nod at first base.

The Bears, ranked as high as No. 24 in *Collegiate Baseball's* Preseason Poll, captured their third NCAA Regional berth in four seasons last spring after becoming just the second Valley school to win back-to-back regular-season titles (joining Wichita State). MSU (59 points) garnered five of the eight first-place votes to edge DBU for the top spot by just one point. The Patriots, who received two first-place votes, out-gained No. 3 Indiana State (49), which picked up the other first-place vote, while Bradley (39) rounded out the top half of the preseason poll.

2019 HONORS

Drew Millas

- Collegiate Baseball Preseason All-America (third team)
- Preseason All-MVC

Connor Sechler

- Collegiate Baseball Preseason All-America (third team)
- NCBWA Stopper of the Year Watch List
- Preseason All-MVC

Ben Whetstone

- Preseason All-MVC

2018 HONORS

Ty Buckner

- Collegiate Baseball Freshman All-America
- All-MVC (first team)

Jack Duffy

- MVC Scholar-Athlete Team (OF)

Keith Guttin

- Dan Callahan MVC Coach of the Year

Drew Millas

- NCBWA All-America (second team)
- ABCA All-Midwest Region (second team)
- All-MVC (first team)
- MVC Scholar-Athlete Team (DH)
- MVC Player of the Week (March 5; April 9; April 23)

John Privitera

- All-MVC (first team)
- MVC Championship All-Tournament Team (2B)

Connor Sechler

- Collegiate Baseball Freshman All-America
- NCBWA Freshman All-America
- All-MVC (first team)
- MVC Championship All-Tournament Team (P)
- MVC Pitcher of the Week (April 2)

Ben Whetstone

- MVC Championship Most Valuable Player
- MVC Championship All-Tournament Team (OF)
- MVC Scholar-Athlete Team (1B)

Logan Wiley

- All-MVC (honorable mention)

Brooks Zimmerman

- MVC Championship All-Tournament Team (OF)

MISSOURI STATE BASEBALL

Games 11-13 | MISSOURI STATE BEARS (3-7) at ARKANSAS STATE RED WOLVES (8-5) | March 8-10, 2019 | Jonesboro, Ark. | Tomlinson Stadium (1,200) | KBFL 1060 AM/96.9 FM

MSU RECORD BY POSITION

C-	Millas 5 (1-4), Geha 5 (2-3)
1B-	Whetstone 10 (3-7)
2B-	Privitera 10 (3-7)
3B-	Polak 10 (3-7)
SS-	Hull 10 (3-5)
LF-	Geha 4 (1-3), Zimmerman 6 (2-4)
CF-	Clayton 10 (3-7)
RF-	Duffy 9 (3-6), Zimmerman 1 (0-1)
DH-	Herron 6 (2-4), Faith 2 (0-2), Millas 1 (0-1), Zimmerman 1 (1-0)
P-	Wiley 3 (0-3), Juenger 2 (1-1), Schwab 2 (0-2), Barnes 1 (1-0), Moore 1 (0-1), Thomazin 1 (1-0)

MSU RECORD BY BATTING ORDER

1st-	Privitera 9 (3-6), Clayton 1 (0-1)
2nd-	Millas 5 (0-5), Geha 3 (1-2), Clayton 2 (2-0), Whetstone 6 (2-4), Duffy 1 (0-1), Faith 1 (0-1), Millas 1 (1-0), Zimmerman 1 (0-1)
3rd-	Zimmerman 4 (2-2), Herron 3 (1-2), Polak 3 (0-3), Duffy 3 (1-2), Whetstone 2 (0-2), Herron 2 (1-1), Zimmerman 2 (0-2), Polak 1 (1-0)
4th-	Clayton 3 (0-3), Duffy 3 (2-1), Faith 1 (0-1), Geha 1 (0-1), Polak 1 (0-1), Zimmerman 1 (1-0)
5th-	Geha 4 (2-2), Clayton 3 (1-2), Duffy 1 (0-1), Polak 1 (0-1), Whetstone 1 (0-1)
6th-	Polak 4 (2-2), Clayton 1 (0-1), Duffy 1 (0-1), Herron 1 (0-1), Hull 1 (0-1), Whetstone 1 (1-0)
7th-	Hull 9 (3-6), Privitera 1 (0-1)

MSU HIT STREAKS

Category	Current	2019	Career
Anthony Herron	4	4	4
Brooks Zimmerman	3	3	4
Drew Millas	2	2	6
John Privitera	1	3	4
Dakota Kotowski	1	1	1
Javier Ramos	1	1	1
Collin Clayton	0	7	7
Joey Polak	0	3	3
Ben Whetstone	0	2	13
Jack Duffy	0	2	7
Logan Geha	0	2	4
Mason Hull	0	2	2
Sam Faith	0	1	1
Jordan Fitzpatrick	0	0	2

MSU REACHED BASE STREAKS

Category	Current	2019	Career
Brooks Zimmerman	6	6	6
Anthony Herron	4	4	4
Drew Millas	2	2	16
John Privitera	1	3	16
Dakota Kotowski	1	1	1
Javier Ramos	1	1	1
Collin Clayton	0	7	7
Logan Geha	0	6	7
Ben Whetstone	0	5	31
Jack Duffy	0	3	8
Joey Polak	0	3	3
Mason Hull	0	2	2
Sam Faith	0	1	2
Jordan Fitzpatrick	0	1	4

IN RARE COMPANY

With Missouri State's 4-2 win over Indiana State at the 2018 MVC Championship, Bears head coach **Keith Guttin** moved past Jack Stallings for sole possession of the No. 20 spot on the NCAA's Division I career coaching wins list.

With a career record of 1,262-783 (.617), Guttin needs nine more wins to catch legendary Miami coach Ron Fraser (1,271) in the 19th position on the chart. Guttin is the second-winningest coach in MVC history, while his win total ranked fifth among all active Division I head coaches entering the 2019 season, his 37th at the Bears' helm.

CARDIAC CUBS

The Bears were in control from the first inning of their initial victory of 2019 against Utah (Feb. 16), but MSU has made the comeback rally an artform in accumulating the most overall victories over a four-year period (170) in program history. Since the start of the 2015 season, the Bears have rallied for a victory on 80 separate occasions, including 21 times last spring, which represented 52.5 percent of their overall season win total (40).

BEARS IN THE PRO RANKS

Three Missouri State baseball standouts reached contractual agreements with professional organizations after being selected in the 2018 Major League Baseball First-Year Player Draft. Second-round pick **Jeremy Eierman** agreed to terms with the Oakland Athletics after the club selected the two-time All-American shortstop 70th overall in the June draft, while fellow MSU juniors **Dylan Coleman** (fourth round) and **Hunter Steinmetz** (11th round) followed suit by reaching deals with San Diego and Toronto, respectively. Eierman and Coleman became the 14th and 15th Bears to be taken in the top 10 rounds of the MLB Draft over the last decade.

Additionally, former Missouri State baseball standout **Matt Hall** became the 20th Bear to receive a call up to the big leagues last year. Hall became the fourth former Bear to earn a Major League roster spot, following **Luke Voit** and **Pierce Johnson** in 2017, and **Buddy Baumann** in 2016.

BEARS ON RADIO

Once again in 2019, Meyer Communications is slated to provide live radio coverage of all 56 Missouri State regular-season games, plus all Bears' games in the Missouri Valley Conference Tournament and any 2019 postseason play. The broadcasts can be heard primarily on **KBFL 1060 AM** and **96.9 FM** in Springfield with Art Hains, Ben Goss and Corey Riggs describing the action. An online audio stream is available through KBFL's website via RadioSpringfield.com.

BEARS ESPN BROADCAST SCHEDULE

Date	Opponent	Outlet	Time
Feb. 26	Central Arkansas	ESPN+	3 p.m.
Feb. 27	Central Arkansas	ESPN+	3 p.m.
March 5	Oral Roberts	ESPN+/ESPN3	3 p.m.
March 26	Arkansas	ESPN+/ESPN3	6:30 p.m.
March 27	Kansas	ESPN+/ESPN3	6:30 p.m.
March 29	Indiana State	ESPN+/ESPN3	6:30 p.m.
March 30	Indiana State	ESPN+/ESPN3	2 p.m.
March 31	Indiana State	ESPN+/ESPN3	1 p.m.
April 5	at Southern Illinois	ESPN+/ESPN3	6:30 p.m.
April 6	at Southern Illinois	ESPN+/ESPN3	2 p.m.
April 7	at Southern Illinois	ESPN+/ESPN3	1 p.m.
April 12	at Illinois State	ESPN+/ESPN3	5 p.m.
April 16	Missouri	ESPN+/ESPN3	6:30 p.m.
April 26	Bradley	ESPN+/ESPN3	2 p.m.
April 28	Bradley	ESPN+/ESPN3	11 a.m.
May 2	DBU	ESPN	6 p.m.
May 3	DBU	ESPN+/ESPN3	6:30 p.m.
May 4	DBU	ESPN+/ESPN3	2 p.m.
May 7	Wichita State	ESPN+/ESPN3	6:30 p.m.
May 10	at Evansville	ESPN+/ESPN3	6 p.m.
May 11	at Evansville	ESPN+/ESPN3	2 p.m.
May 12	at Evansville	ESPN+/ESPN3	1 p.m.
May 17	Valparaiso	ESPN+/ESPN3	2 p.m.

NCAA DIVISION I WINNINGEST ACTIVE COACHES

No.	Coach (School)	W-L-T	Pct.
1	Mike Martin (Florida State)	1,987-713-4	.736
2	Mike Fox (North Carolina)	1,429-521-5	.732
3	Paul Mainieri (LSU)	1,415-721-7	.662
4	John Anderson (Minnesota)	1,288-860-3	.599
5	Keith Guttin (MSU)	1,259-776-0	.619
6	Danny Hall (Georgia Tech)	1,227-649-1	.654
7	Gary Gilmore (Coastal Carolina)	1,180-578-3	.671
8	Tony Robichaux (UL Lafayette)	1,149-736-2	.609
9	Mike Sansing (Kennesaw State)	1,092-634-0	.633
10	Elliott Avent (NC State)	1,057-722-0	.594
11	Brian Shoop (UAB)	1,027-656-1	.610
12	Bill Brown (George Mason)	1,026-945-7	.520
13	Dave Van Horn (Arkansas)	1,014-532-0	.656
14	Rich Hill (San Diego)	1,002-701-4	.588
15	Paul Kostacopoulos (Navy)	915-619-7	.596

*Career coaching records entering the 2019 season

GUTTIN'S MILESTONE VICTORIES

Win	Date	Result (Site)
1	3/5/83	MSU 8, Indiana State 2 (Meador Park)
100	3/11/86	MSU 7, Jacksonville 5 (Jacksonville, Fla.)
200	4/16/88	MSU 4, Eastern Illinois 2 (Charleston, Ill.)
300	5/13/90	MSU 9, Eastern Illinois 2 (Chicago, Ill.)
*395	5/1/93	MSU 9, UNI 2 (Meador Park)
400	5/9/93	MSU 7, Wichita State 6 (Meador Park)
500	5/17/96	MSU 8, Wichita State 7 (Wichita, Kan.)
600	4/24/99	MSU 13, UNI 7 (Meador Park)
700	5/4/02	MSU 5, Wichita State 1 (Wichita, Kan.)
800	5/11/05	MSU 15, Kansas 6 (Hammons Field)
900	5/11/08	MSU 7, Middle Tennessee 6 (Hammons Field)
1,000	3/3/12	MSU 3, Northwestern State 2 (Natchitoches, La.)
1,100	3/17/15	MSU 10, UALR 3 (Hammons Field)
1,200	4/18/17	MSU 5, Missouri 3 (Columbia, Mo.)
1,250	5/11/18	MSU 5, Southern Illinois 3 (Hammons Field)

*Surpassed Bill Rowe for the all-time Missouri State record for coaching victories

BEARS ON ESPN

Missouri State University, in conjunction with SIDEARM Sports, launched a new partnership in August 2016, unveiling a reconstructed **MissouriStateBears.com**, the official MSU Athletics web site. The revamped MissouriStateBears.com will provide MSU fans with improved features and overall customer service. The new-and-improved site uses the latest technology to provide fans with a seamless, robust experience unique to Missouri State University.

In 2015, ESPN and the Missouri Valley Conference announced a 10-year extension to their current media rights agreement that will provide increased coverage of conference events across ESPN platforms through the 2023-24 academic year. Fans can keep tabs on the Bears through **The Valley on ESPN**. As part of the deal, ESPN, the MVC and its 10 member institutions will work jointly to develop in-house production capabilities at each campus that will provide significant coverage for multiple sports on ESPN+/ESPN3.

MISSOURI STATE BASEBALL

Games 11-13 | MISSOURI STATE BEARS (3-7) at ARKANSAS STATE RED WOLVES (8-5) | March 8-10, 2019 | Jonesboro, Ark. | Tomlinson Stadium (1,200) | KBFL 1060 AM/96.9 FM

2019 MULTI-HIT GAMES

Name.....	2.....	3.....	4.....	5+....	Total
John Privitera.....	1.....	3.....	0.....	0.....	4
Logan Geha.....	1.....	1.....	0.....	0.....	2
Anthony Herron.....	2.....	0.....	0.....	0.....	2
Ben Whetstone.....	1.....	1.....	0.....	0.....	2
Collin Clayton.....	1.....	0.....	0.....	0.....	1
Jack Duffy.....	1.....	0.....	0.....	0.....	1
Drew Millas.....	1.....	0.....	0.....	0.....	1
Brooks Zimmerman.....	0.....	1.....	0.....	0.....	1
Team.....	8.....	6.....	0.....	0.....	14

CAREER MULTI-HIT GAMES

Name.....	2.....	3.....	4.....	5+....	Total
Drew Millas.....	19.....	6.....	3.....	0.....	28
Jack Duffy.....	16.....	5.....	0.....	0.....	21
John Privitera.....	11.....	5.....	0.....	0.....	16
Ben Whetstone.....	11.....	3.....	1.....	0.....	15
Logan Geha.....	7.....	1.....	0.....	0.....	8
Brooks Zimmerman.....	3.....	3.....	0.....	0.....	6
Anthony Herron.....	2.....	0.....	0.....	0.....	2
Collin Clayton.....	1.....	0.....	0.....	0.....	1
Jordan Fitzpatrick.....	1.....	0.....	0.....	0.....	1
Team.....	71.....	23.....	4.....	0.....	98

2019 MULTI-RBI GAMES

Name.....	2.....	3.....	4.....	5+....	Total
Anthony Herron.....	2.....	0.....	0.....	0.....	2
Mason Hull.....	2.....	0.....	0.....	0.....	2
Drew Millas.....	1.....	0.....	0.....	0.....	1
Javier Ramos.....	0.....	0.....	1.....	0.....	1
Brooks Zimmerman.....	1.....	0.....	0.....	0.....	1
Team.....	6.....	0.....	1.....	0.....	7

CAREER MULTI-RBI GAMES

Name.....	2.....	3.....	4.....	5+....	Total
Drew Millas.....	16.....	6.....	2.....	0.....	24
Ben Whetstone.....	10.....	1.....	1.....	0.....	12
Jack Duffy.....	6.....	4.....	0.....	0.....	10
Brooks Zimmerman.....	4.....	2.....	0.....	0.....	6
Logan Geha.....	4.....	1.....	0.....	0.....	5
John Privitera.....	1.....	2.....	1.....	0.....	4
Anthony Herron.....	2.....	0.....	0.....	0.....	2
Mason Hull.....	2.....	0.....	0.....	0.....	2
Sam Faith.....	1.....	0.....	0.....	0.....	1
Jordan Fitzpatrick.....	0.....	1.....	0.....	0.....	1
Javier Ramos.....	0.....	0.....	1.....	0.....	1
Team.....	46.....	17.....	5.....	0.....	68

GAME-WINNING RBI

Name.....	'16.....	'17.....	'18.....	'19....	Total
Drew Millas.....	-.....	2.....	6.....	1.....	9
Ben Whetstone.....	-.....	0.....	6.....	0.....	6
Jack Duffy.....	-.....	1.....	3.....	0.....	4
Brooks Zimmerman.....	-.....	-.....	4.....	0.....	4
Logan Geha.....	-.....	1.....	2.....	0.....	3
John Privitera.....	-.....	0.....	3.....	0.....	3
Jordan Fitzpatrick.....	-.....	-.....	2.....	0.....	2
Anthony Herron.....	-.....	-.....	-.....	1.....	1
Team.....	0.....	4.....	26.....	2.....	32

STARTING PITCHERS GAME-BY-GAME

Forrest Barnes

Date	Opponent	IP	H	R	ER	BB	SO	WP	BK	HBP	Score	Record
2/15	vs. Nevada	0.2	1	0	0	1	0	0	0	0	(ND) 4-16	0-0
2/26	Central Arkansas	*4.1	4	2	2	0	3	0	0	3	(ND) 9-7	0-0

Hayden Juenger

Date	Opponent	IP	H	R	ER	BB	SO	WP	BK	HBP	Score	Record
2/16	vs. Utah	*3.1	5	2	2	3	2	0	1	0	(ND) 6-2	0-0
2/23	at San Diego	*2.0	5	4	4	3	2	0	0	0	(L) 4-14	0-1

Alex Moore

Date	Opponent	IP	H	R	ER	BB	SO	WP	BK	HBP	Score	Record
2/17	at Texas State	*2.2	6	5	5	3	0	0	0	0	(L) 0-10	0-1

Davis Schwab

Date	Opponent	IP	H	R	ER	BB	SO	WP	BK	HBP	Score	Record
2/16	vs. Utah	4.1	3	0	0	1	6	0	1	1	(W) 6-2	1-0
2/22	vs. Cal State Fullerton	*4.1	7	5	4	1	3	0	0	0	(L) 0-7	1-1
3/1	UC Irvine-1	*6.0	5	3	3	3	5	1	1	1	(L) 2-3	1-2

Logan Thomazin

Date	Opponent	IP	H	R	ER	BB	SO	WP	BK	HBP	Score	Record
2/17	at Texas State	3.1	2	1	1	0	2	1	0	2	(ND) 0-10	0-0
2/22	vs. Cal State Fullerton	2.2	3	1	1	1	5	0	0	1	(ND) 0-7	0-0
2/27	Central Arkansas	*7.0	1	1	0	4	11	0	0	2	(W) 15-3	1-0

Logan Wiley

Date	Opponent	IP	H	R	ER	BB	SO	WP	BK	HBP	Score	Record
2/15	vs. Nevada	*4.1	6	5	5	0	2	0	0	3	(L) 4-16	0-1
2/24	vs. Fresno State	*6.0	9	3	3	1	4	0	0	0	(L) 2-3	0-2
3/1	UC Irvine-2	*5.2	2	1	0	0	7	0	0	0	(ND) 1-4	0-2

* game started


BEARS MISCELLANEOUS

Home.....	2-2	Trailing after six.....	0-6
Away.....	0-2	Tied after six.....	0-1
Neutral.....	1-4	Leading after seven.....	3-0
Day games.....	3-6	Trailing after seven.....	0-5
Night games.....	0-1	Tied after seven.....	0-1
On turf.....	0-0	Leading after eight.....	3-0
On turf infield/grass outfield.....	0-0	Trailing after eight.....	0-5
On grass.....	3-7	Tied after eight.....	0-1
Wearing camouflage jersey/maroon hat.....	0-1	Out-hit opponents.....	2-0
Wearing black jersey/white hat.....	1-2	Out-hit by opponents.....	0-7
Wearing maroon Bears jersey/maroon hat.....	0-1	Matching hits.....	1-0
Wearing maroon MoState jersey/maroon hat.....	0-2	On Friday.....	0-4
Wearing maroon MoState jersey/white hat.....	1-0	On Saturday.....	1-1
Wearing white jersey/maroon hat.....	0-1	On Sunday.....	0-2
Wearing white jersey/white hat.....	1-0	On Tuesday.....	1-0
In Texas.....	1-2	On Wednesday.....	1-0
In California.....	0-3	In February.....	3-7
In Missouri.....	2-2	Last 5 games.....	2-3
Doubleheaders.....	0-2	Last 10 games.....	3-7
Extra innings.....	0-1		
vs. Ranked teams.....	0-3		
vs. Unranked teams.....	3-4		
vs. Starting LHP.....	1-2		
vs. Starting RHP.....	2-5		
One-run games.....	0-2		
Five+ run games.....	1-4		
When scoring 0-2 runs.....	0-5		
When scoring 3-5 runs.....	0-2		
When scoring 6-9 runs.....	2-0		
When scoring 10+ runs.....	1-0		
When opponent scores 0-2 runs.....	1-0		
When opponent scores 3-5 runs.....	1-3		
When opponent scores 6-9 runs.....	1-1		
When opponent scores 10+ runs.....	0-3		
Shutouts.....	0-2		
Missouri State scores first.....	3-1		
Opponent scores first.....	0-6		
Missouri State scores in first inning.....	1-0		
Opponent scores in first inning.....	0-4		
Leading after six.....	3-0		

MISSOURI STATE BASEBALL

Games 11-13 | MISSOURI STATE BEARS (3-7) at ARKANSAS STATE RED WOLVES (8-5) | March 8-10, 2019 | Jonesboro, Ark. | Tomlinson Stadium (1,200) | KBFL 1060 AM/96.9 FM

RETIRED NUMBERS



Bill Rowe

On Saturday, May 8, 2004, former head baseball coach and director of athletics **Bill Rowe** became the first person in the 48-year history of the MSU baseball program to have his number retired.

Rowe guided the baseball Bears as head coach for 19 years from the start of the program in 1964 through its final season in NCAA Division II in 1982. He led the Bears to a 394-230-1 record and four Division II College World Series appearances. Under Rowe, the Bears finished as national runners-up in 1969 and finished third nationally in 1970 (just the sixth and seventh years of the program). As athletic director, Rowe guided the Bears from

Division II to Division I and saw the Bears change leagues from the MIAA and Mid-Continent Conferences to a current membership in the Missouri Valley Conference.

The retirement ceremony for Rowe's jersey was held prior to the Bears' doubleheader against Illinois State.

The indoor practice facility at Hammons Field also bears Rowe's name as of January 30, 2010.



Ryan Howard

On Dec. 18, 2010, Missouri State retired the No. 6 jersey of former Bear and 2006 National League Most Valuable Player **Ryan Howard** at JQH Arena.

A St. Louis native who played at Missouri State from 1999-2001, Howard finished his collegiate career with 50 home runs, 183 RBIs and a .335 career average in 172 games. He was the 1999 Missouri Valley Conference Freshman of the Year and MSU's A.E. "Ted" Willis Most Valuable Player in 2000.

Since being drafted by Philadelphia in the fifth round of the 2001 draft, Howard has enjoyed a standout professional career. His long list of accomplishments as a member of

the Phillies includes 2005 National League Rookie of the Year, 2006 NL MVP, 2006 Home Run Derby champion, 2008 World Series champion, 2009 NLCS MVP and three All-Star selections.

Howard debuted with the Phillies in 2004, accumulating a career batting average of .258 with 382 homers and 1,194 RBIs in 1,572 MLB games over 13 seasons.

BEARS IN THE BIGS

- Scott Bailes
- Mark Bailey
- Buddy Baumann
- Scott Carroll
- Matt Cepicky
- Ross Detwiler
- Bart Evans
- Jeff Gray
- Matt Hall* (Detroit Tigers)
- Jason Hart
- Ryan Howard
- Pierce Johnson
- Mike Kickham
- Shaun Marcum
- Bill Mueller
- Matt Palmer
- John Rheinecker
- Brett Sinkbeil
- Luke Voit* (New York Yankees)
- Brad Ziegler

*Active on MLB roster

2019 SERIES BREAKDOWN

Series	W-L	Hitting Avg.	R	2B	HR	SB	FLD%	Pitching ERA	SO/BB	BAA
Nevada	0-1	.212	4	2	0	0	.971	16.00	6/5	.378
Utah	1-0	.364	6	3	0	1	.947	2.00	10/4	.235
Texas State	0-1	.069	0	0	0	0	.971	9.00	4/8	.290
Cal State Fullerton	0-1	.167	0	0	0	1	.925	6.00	8/5	.324
San Diego	0-1	.206	4	2	0	0	.970	12.38	2/11	.333
Fresno State	0-1	.188	2	0	0	0	.944	3.38	8/1	.281
Central Arkansas	2-0	.380	24	4	2	4	.945	4.00	20/6	.219
UC Irvine	0-2	.103	3	0	1	1	.962	3.00	15/5	.203
Arkansas State										
Oklahoma State										
Oral Roberts										
Oklahoma										
UC Santa Barbara										
Arkansas										
Kansas										
Indiana State										
Southeast Missouri										
Murray State										
Southern Illinois										
Illinois State										
Missouri										
New Orleans										
Bradley										
Wichita State										
DBU										
Evansville										
Valparaiso										

SINGLE-GAME HIGHS

Batting	Individual	Team
At Bats	6, Ben Whetstone vs. Central Arkansas (2/27)	44 vs. Central Arkansas (2/27)
Runs	3, John Privitera vs. Utah (2/16)	15 vs. Central Arkansas (2/27)
Hits	3, (6 times)	19 vs. Central Arkansas (2/27)
Doubles	1, (11 times)	3 vs. Utah (2/16)
Triples	1, Drew Millas vs. Fresno State (2/24)	2 vs. Central Arkansas (2/27)
	1, Collin Clayton vs. Central Arkansas (2/27)	
	1, John Privitera vs. Central Arkansas (2/27)	
Home Runs	1, Anthony Herron vs. Central Arkansas (2/26)	1 vs. Central Arkansas (2/26)
	1, Javier Ramos vs. Central Arkansas (2/27)	1 vs. Central Arkansas (2/27)
	1, Brooks Zimmerman vs. UC Irvine (3/1)	1 vs. UC Irvine (3/1)
Runs Batted In	4, Javier Ramos vs. Central Arkansas (2/27)	10 vs. Central Arkansas (2/27)
Total Bases	5, Anthony Herron vs. Central Arkansas (2/26)	28 vs. Central Arkansas (2/27)
	5, John Privitera vs. Central Arkansas (2/27)	
Stolen Bases	1, (7 times)	3 vs. Central Arkansas (2/27)
Walks	2, Jack Duffy vs. Nevada (2/15)	6 vs. Nevada (2/15)
	2, Brooks Zimmerman vs. Central Arkansas (2/26)	
Strikeouts	4, Joey Polak vs. Cal State Fullerton (2/22)	13 vs. Fresno State (2/24)
Fielding	Individual	Team
Putouts	12, Logan Geha 28 vs. Central Arkansas (2/27)	33 vs. UC Irvine (3/1)
Assists	5, John Privitera vs. Cal State Fullerton (2/22)	13 vs. UC Irvine (3/1)
Errors	2, (3 times)	3 vs. Cal State Fullerton (2/22)
Double Plays	2, Ben Whetstone (2 times)	2 vs. Cal State Fullerton (2/22)
	2, John Privitera vs. Cal State Fullerton (2/22)	2 at San Diego (2/23)
	2, Mason Hull vs. Cal State Fullerton (2/22)	
Pitching	Individual	Team
Innings Pitched	7.0, Logan Thomazin vs. Central Arkansas (2/27)	11.0 vs. UC Irvine (3/1)
Runs Allowed	5, (4 times)	16 vs. Nevada (2/15)
Earned Runs Allowed	5, Logan Wiley vs. Nevada (2/15)	16 vs. Nevada (2/15)
	5, Alex Moore at Texas State (2/17)	
Hits Allowed	9, Logan Wiley vs. Fresno State (2/24)	14 vs. Nevada (2/15)
Walks	5, Ben Cruikshank at San Diego (2/23)	11 at San Diego (2/23)
Strikeouts	11, Logan Thomazin vs. Central Arkansas (2/27)	13 vs. Central Arkansas (2/27)

MISSOURI STATE BASEBALL

Games 11-13 | MISSOURI STATE BEARS (3-7) at ARKANSAS STATE RED WOLVES (8-5) | March 8-10, 2019 | Jonesboro, Ark. | Tomlinson Stadium (1,200) | KBFL 1060 AM/96.9 FM

SEASON RESULTS

Date	MSU Totals	Opponent	Opp. Totals	W/L	Record	Winner	Loser	Save	Highlights
2/15	4-7-1	vs. Nevada [^]	16-12-0	L	0-1	Anderson (1-0)	WILEY (0-1)	--	UNR scores in 8 of 9 inn.; Geha 2-3, 2B, BB
2/16	6-12-1	vs. Utah [^]	2-8-1	W	1-1	SCHWAB (1-0)	Pierce (0-1)	--	Schwab 4.1 IP, 3 H, 0 R, 6 K's; Privitera 3-3, 3 R, SB
2/17	0-2-1	at Texas State [^]	10-9-0	L	1-2	Reich (1-0)	MOORE (0-1)	--	Bears blanked on 2 H; Thomazin 3.1 IP, 2 H, 1 ER, 2 K's
2/22	0-5-3	vs. Cal State Fullerton [@]	7-11-0	L	1-3	Bibee (2-0)	SCHWAB (1-1)	--	Bibee 7.0 SHO IP, 8 K's; Thomazin 2.2 IP, 5 K's
2/23	4-7-1	at San Diego [@]	14-10-0	L	1-4	Hendrickson (2-0)	JUENGER (0-1)	--	USD scores 8 runs in first 3 inn.; Ricketts 2-3, 6 RBIs
2/24	2-6-2	vs. Fresno State [@]	3-9-0	L	1-5	Moore (1-0)	WILEY (0-2)	Arias (2)	3-run 4th lifts Fresno; Sechler 2.0 IP, 4 K's; Millas 2-3, 3B, RBI
2/26	9-11-2	Central Arkansas	7-11-3	W	2-5	WITHERSPOON (1-0)	Smith (0-1)	SECHLER (1)	6-run 6th for MSU; Herron 2-4, HR (1), 2 RBI; Privitera 3-5
2/27	15-19-2	Central Arkansas	3-3-3	W	3-5	THOMAZIN (1-0)	Stone (0-1)	--	Thomazin 7.0 IP, 1 H, 0 ER, 11 K's; Geha career-high 3 H
3/1	2-2-1	UC Irvine-1	3-5-0	L	3-6	Pallante (1-1)	SCHWAB (1-2)	Rashi (3)	Schwab 6.0 IP, 5 H, 3 ER, 5 K's; Zimmerman 2-run HR (1)
3/1	1-4-2	UC Irvine-2	4-8-1	L	3-7	Bocko (3-0)	SECHLER (0-1)	--	UCI bullpen 5.1 hitless inn., 10 K's; Lewis 3-run HR in 11th
3/5		Oral Roberts							
3/8		at Arkansas State							
3/9		at Arkansas State							
3/10		at Arkansas State							
3/12		at Oklahoma State							
3/13		at Oral Roberts							
3/15		at Oklahoma							
3/16		at Oklahoma							
3/17		at Oklahoma							
3/22		at UC Santa Barbara							
3/23		at UC Santa Barbara							
3/24		at UC Santa Barbara							
3/26		Arkansas							
3/27		Kansas							
3/29		Indiana State [^]							
3/30		Indiana State [^]							
3/31		Indiana State [^]							
4/2		at Southeast Missouri							
4/3		at Murray State							
4/5		at Southern Illinois [^]							
4/6		at Southern Illinois [^]							
4/7		at Southern Illinois [^]							
4/9		at Kansas							
4/12		at Illinois State [^]							
4/13		at Illinois State [^]							
4/14		at Illinois State [^]							
4/16		Missouri							
4/18		New Orleans							
4/19		New Orleans							
4/20		New Orleans							
4/23		at Missouri							
4/26		Bradley [^]							
4/27		Bradley [^]							
4/28		Bradley [^]							
4/30		at Wichita State							
5/2		DBU [^]							
5/3		DBU [^]							
5/4		DBU [^]							
5/7		Wichita State							
5/10		at Evansville [^]							
5/11		at Evansville [^]							
5/12		at Evansville [^]							
5/16		Valparaiso [^]							
5/17		Valparaiso [^]							
5/18		Valparaiso [^]							

* Missouri Valley Conference game; ^ at Texas State Tournament (San Marcos, Texas); @ at Tony Gwynn Legacy (San Diego, Calif.)

Record Breakdown: 3-7 overall, 3-7 non-conference; 0-2 away; 2-2 home; 1-3 neutral; 3-7 February; 3-6 day games; 0-1 night games; longest winning streak - 2; longest losing streak - 4

MISSOURI STATE BASEBALL

Games 11-13 | MISSOURI STATE BEARS (3-7) at ARKANSAS STATE RED WOLVES (8-5) | March 8-10, 2019 | Jonesboro, Ark. | Tomlinson Stadium (1,200) | KBFL 1060 AM/96.9 FM

OVERALL BATTING-FIELDING STATISTICS

Record: 3-7 Home: 2-2 Away: 0-2 Neutral: 1-3 : 0-0

Player	avg	gp-gs	ab	r	h	2b	3b	hr	rbi	tb	slg%	bb	hp	so	gdp	ob%	sf	sh	sb-att	po	a	e	fld%
Privitera, John	.350	10-10	40	6	14	2	1	0	3	18	.450	3	2	10	0	.422	0	0	2-3	15	23	3	.927
Herron, Anthony	.292	8-6	24	5	7	0	0	1	4	10	.417	2	0	8	0	.346	0	0	1-1	0	0	0	.000
Zimmerman, Brooks	.286	9-8	28	5	8	1	0	1	3	12	.429	3	0	8	1	.355	0	0	0-0	8	0	0	1.000
Geha, Logan	.286	10-9	28	4	8	1	0	0	2	9	.321	4	3	11	0	.429	0	2	3-3	55	8	0	1.000
Clayton, Collin	.222	10-10	36	3	8	0	1	0	1	10	.278	2	0	7	2	.263	0	1	0-0	31	0	0	1.000
Millas, Drew	.182	6-6	22	2	4	1	1	0	3	7	.318	3	0	5	0	.269	1	0	0-0	31	1	0	1.000
Whetstone, Ben	.179	10-10	39	3	7	1	0	0	4	8	.205	3	0	7	0	.233	1	0	0-2	77	3	1	.988
Duffy, Jack	.161	9-9	31	4	5	1	0	0	1	6	.194	3	0	4	0	.235	0	0	1-2	23	1	0	1.000
Hull, Mason	.161	10-10	31	4	5	3	0	0	5	8	.258	0	0	10	0	.161	0	0	0-1	16	21	7	.841
Polak, Joey	.152	10-10	33	4	5	1	0	0	2	6	.182	4	2	18	1	.282	0	0	0-0	3	13	2	.889

Ramos, Javier	1.000	1-0	1	1	1	0	0	1	4	4	4.000	0	0	0	0	1.000	0	0	0-0	0	0	0	.000
Kotowski, Dakota	1.000	2-0	1	1	1	0	0	0	0	1	1.000	0	0	0	0	1.000	0	0	0-0	0	0	0	.000
Faith, Sam	.167	7-2	12	1	2	0	0	0	0	2	.167	0	2	3	0	.286	0	0	0-0	0	1	0	1.000
Fitzpatrick, Jordan	.000	2-0	2	0	0	0	0	0	1	0	.000	1	0	1	0	.333	0	0	0-0	0	0	0	.000
Totals	.229	10	328	43	75	11	3	3	33	101	.308	28	9	92	4	.305	2	3	7-12	261	90	16	.956
Opponents	.270	10	326	69	88	15	5	6	61	131	.402	45	26	73	6	.393	8	11	14-17	264	84	8	.978

LOB - Team (63), Opp (86). DP's turned - Team (7), Opp (4).

OVERALL PITCHING STATISTICS

(All games Sorted by Earned run avg)

Player	era	w-l	app	gs	cg	sho	sv	ip	h	r	er	bb	so	2b	3b	hr	b/avg	wp	hp	bk	sfa	sha
Thomazin, Logan	1.38	1-0	3	1	0	0/0	0	13.0	6	3	2	5	18	1	0	0	.146	1	5	0	2	1
Sechler, Connor	3.38	0-1	5	0	0	0/0	1	10.2	8	4	4	3	11	1	0	1	.205	0	3	0	0	0
Schwab, Davis	4.30	1-2	3	2	0	0/0	0	14.2	15	8	7	5	14	5	0	1	.268	1	2	2	0	3
Wiley, Logan	4.50	0-2	3	3	0	0/0	0	16.0	17	9	8	1	13	0	2	1	.274	0	3	0	1	2

Barnes, Forrest	3.60	0-0	2	1	0	0/0	0	5.0	5	2	2	1	3	2	0	0	.278	0	3	0	0	1
Schmidt, Nick	6.35	0-0	4	0	0	0/0	0	5.2	7	4	4	2	5	1	0	2	.333	1	3	0	2	0
Lochner, Jake	7.20	0-0	4	0	0	0/0	0	5.0	5	5	4	4	0	2	1	0	.278	0	1	0	0	2
Juenger, Hayden	10.12	0-1	2	2	0	0/0	0	5.1	10	6	6	6	4	0	1	0	.400	0	0	1	1	0
Witherspoon, Nate	13.50	1-0	3	0	0	0/0	0	2.2	4	5	4	2	3	1	0	0	.364	0	2	0	1	0
Carson, Peyton	13.50	0-0	2	0	0	0/0	0	2.0	3	3	3	0	0	0	1	1	.333	0	1	0	0	0
Cruikshank, Ben	16.20	0-0	2	0	0	0/0	0	3.1	1	9	6	8	1	0	0	0	.111	0	1	0	0	2
Moore, Alex	16.88	0-1	1	1	0	0/0	0	2.2	6	5	5	3	0	1	0	0	.462	0	0	0	1	0
Ramos, Javier	27.00	0-0	3	0	0	0/0	0	1.0	1	4	3	3	1	1	0	0	.250	0	2	0	0	0
Gibbs, Zach	99.00	0-0	1	0	0	0/0	0	0.0	0	2	2	2	0	0	0	0		1	0	0	0	0
Totals	6.21	3-7	10	10	0	0/0	1	87.0	88	69	60	45	73	15	5	6	.270	4	26	3	8	11
Opponents	3.38	7-3	10	10	0	2/2	2	88.0	75	43	33	28	92	11	3	3	.229	7	9	2	2	3

PB - Team (0), Opp (1). Pickoffs - Team (3), Thomazin, L. 2, Schwab, D. 1, Opp (2).

MISSOURI STATE BASEBALL

Games 11-13 | MISSOURI STATE BEARS (3-7) at ARKANSAS STATE RED WOLVES (8-5) | March 8-10, 2019 | Jonesboro, Ark. | Tomlinson Stadium (1,200) | KBFL 1060 AM/96.9 FM

HOME BATTING-FIELDING STATISTICS

Record: 2-2 Home: 2-2 Away: 0-0 : 0-0

Player	avg	gp-gs	ab	r	h	2b	3b	hr	rbi	tb	slg%	bb	hp	so	gdp	ob%	sf	sh	sb-att	po	a	e	fld%
Herron,Anthony	.429	4-4	14	4	6	0	0	1	4	9	.643	1	0	4	0	.467	0	0	1-1	0	0	0	.000
Privitera,John	.412	4-4	17	2	7	0	1	0	2	9	.529	1	0	2	0	.444	0	0	1-1	8	9	0	1.000
Geha,Logan	.333	4-4	12	2	4	0	0	0	1	4	.333	1	2	5	0	.467	0	2	2-2	33	7	0	1.000
Zimmerman,Brooks	.231	4-4	13	4	3	0	0	1	2	6	.462	2	0	5	1	.333	0	0	0-0	4	0	0	1.000
Whetstone,Ben	.222	4-4	18	1	4	1	0	0	2	5	.278	0	0	3	0	.222	0	0	0-1	29	2	1	.969
Duffy,Jack	.188	4-4	16	3	3	1	0	0	0	4	.250	0	0	3	0	.188	0	0	1-2	11	0	0	1.000
Polak,Joey	.167	4-4	12	3	2	1	0	0	1	3	.250	2	1	4	1	.333	0	0	0-0	1	3	0	1.000
Hull,Mason	.154	4-4	13	3	2	1	0	0	3	3	.231	0	0	5	0	.154	0	0	0-0	7	8	5	.750
Clayton,Collin	.143	4-4	14	2	2	0	1	0	1	4	.286	1	0	3	1	.200	0	0	0-0	14	0	0	1.000

Kotowski,Dakota	1.000	1-0	1	1	1	0	0	0	0	1	1.000	0	0	0	0	1.000	0	0	0-0	0	0	0	.000
Ramos,Javier	1.000	1-0	1	1	1	0	0	1	4	4	4.000	0	0	0	0	1.000	0	0	0-0	0	0	0	.000
Faith,Sam	.250	3-0	4	1	1	0	0	0	0	1	.250	0	0	1	0	.250	0	0	0-0	0	0	0	.000
Fitzpatrick,Jordan	.000	1-0	2	0	0	0	0	0	0	0	.000	0	0	1	0	.000	0	0	0-0	0	0	0	.000
Totals	.263	4	137	27	36	4	2	3	20	53	.387	8	3	36	3	.318	0	2	5-7	108	37	7	.954
Opponents	.211	4	128	17	27	8	0	1	16	38	.297	11	11	35	1	.320	3	5	4-6	102	36	7	.952

LOB - Team (21), Opp (33). DPs turned - Team (1), Opp (3).

HOME PITCHING STATISTICS

(Home games Sorted by Earned run avg)

Player	era	w-l	app	gs	cg	sho	sv	ip	h	r	er	bb	so	2b	3b	hr	b/avg	wp	hp	bk	sfa	sha
Thomazin,Logan	0.00	1-0	1	1	0	0/0	0	7.0	1	1	0	4	11	0	0	0	.050	0	2	0	1	1
Wiley,Logan	0.00	0-0	1	1	0	0/0	0	5.2	2	1	0	0	7	0	0	0	.105	0	0	0	0	1
Barnes,Forrest	4.15	0-0	1	1	0	0/0	0	4.1	4	2	2	0	3	2	0	0	.250	0	3	0	0	1
Schwab,Davis	4.50	0-1	1	1	0	0/0	0	6.0	5	3	3	3	5	4	0	0	.227	1	1	1	0	2
Sechler,Connor	4.91	0-1	3	0	0	0/0	1	7.1	8	4	4	3	5	1	0	1	.276	0	2	0	0	0

Lochner,Jake	0.00	0-0	2	0	0	0/0	0	2.0	1	0	0	0	0	0	0	0	.143	0	0	0	0	0
Ramos,Javier	0.00	0-0	1	0	0	0/0	0	0.1	0	0	0	0	0	0	0	0	.000	0	0	0	0	0
Witherspoon,Nate	11.57	1-0	1	0	0	0/0	0	2.1	4	4	3	0	2	1	0	0	.400	0	2	0	1	0
Schmidt,Nick	18.00	0-0	1	0	0	0/0	0	1.0	2	2	2	1	2	0	0	0	.500	0	1	0	1	0
Totals	3.50	2-2	4	4	0	0/0	1	36.0	27	17	14	11	35	8	0	1	.211	1	11	1	3	5
Opponents	4.50	2-2	4	4	0	0/0	1	34.0	36	27	17	8	36	4	2	3	.263	2	3	1	0	2

PB - Team (0), Opp (1). Pickoffs - Team (2), Thomazin,L. 1, Schwab,D. 1, Opp (1).

MISSOURI STATE BASEBALL

Games 11-13 | MISSOURI STATE BEARS (3-7) at ARKANSAS STATE RED WOLVES (8-5) | March 8-10, 2019 | Jonesboro, Ark. | Tomlinson Stadium (1,200) | KBFL 1060 AM/96.9 FM

ROAD BATTING-FIELDING STATISTICS

Record: 0-2 Home: 0-0 Away: 0-2 MVC: 0-0

Player	avg	gp-gs	ab	r	h	2b	3b	hr	rbi	tb	slg%	bb	hp	so	gdp	ob%	sf	sh	sb-att	po	a	e	fld%
Clayton,Collin	.333	2-2	6	0	2	0	0	0	0	2	.333	1	0	1	0	.429	0	0	0-0	6	0	0	1.000
Whetstone,Ben	.286	2-2	7	1	2	0	0	0	1	2	.286	0	0	1	0	.286	0	0	0-0	15	0	0	1.000
Hull,Mason	.250	2-2	4	0	1	1	0	0	2	2	.500	0	0	0	0	.250	0	0	0-0	2	3	0	1.000
Herron,Anthony	.200	2-1	5	1	1	0	0	0	0	1	.200	1	0	2	0	.333	0	0	0-0	0	0	0	.000
Polak,Joey	.167	2-2	6	0	1	0	0	0	0	1	.167	1	1	4	0	.375	0	0	0-0	0	7	1	.875
Zimmerman,Brooks	.125	2-2	8	1	1	1	0	0	0	2	.250	0	0	3	0	.125	0	0	0-0	3	0	0	1.000
Millas,Drew	.125	2-2	8	0	1	0	0	0	0	1	.125	1	0	2	0	.222	0	0	0-0	8	0	0	1.000
Privitera,John	.000	2-2	9	0	0	0	0	0	0	0	.000	0	0	5	0	.000	0	0	0-0	3	2	0	1.000
Geha,Logan	.000	2-1	4	1	0	0	0	0	0	0	.000	1	0	1	0	.200	0	0	0-0	8	0	0	1.000
Duffy,Jack	.000	1-1	3	0	0	0	0	0	0	0	.000	0	0	0	0	.000	0	0	0-0	2	0	0	1.000
Faith,Sam	.000	2-1	3	0	0	0	0	0	0	0	.000	0	1	1	0	.250	0	0	0-0	0	1	0	1.000
Kotowski,Dakota	.000	1-0	0	0	0	0	0	0	0	0	.000	0	0	0	0	.000	0	0	0-0	0	0	0	.000
Totals	.143	2	63	4	9	2	0	0	3	11	.175	5	2	20	0	.229	0	0	0-0	48	18	2	.971
Opponents	.311	2	61	24	19	4	2	0	20	27	.443	19	3	6	1	.482	2	4	5-5	54	16	0	1.000

LOB - Team (12), Opp (17). DPs turned - Team (2).

ROAD PITCHING STATISTICS

(Away games Sorted by Earned run avg)

Player	era	w-l	app	gs	cg	sho	sv	ip	h	r	er	bb	so	2b	3b	hr	b/avg	wp	hp	bk	sfa	sha
Schmidt,Nick	0.00	0-0	1	0	0	0/0	0	1.0	1	0	0	0	2	0	0	0	.250	1	0	0	0	0
Carson,Peyton	0.00	0-0	1	0	0	0/0	0	1.0	0	0	0	0	0	0	0	0	.000	0	0	0	0	0
Thomazin,Logan	2.70	0-0	1	0	0	0/0	0	3.1	2	1	1	0	2	1	0	0	.167	1	2	0	0	0
Cruikshank,Ben	6.00	0-0	1	0	0	0/0	0	3.0	1	5	2	5	0	0	0	0	.125	0	0	0	0	2
Lochner,Jake	12.00	0-0	2	0	0	0/0	0	3.0	4	5	4	4	0	2	1	0	.364	0	1	0	0	2
Moore,Alex	16.88	0-1	1	1	0	0/0	0	2.2	6	5	5	3	0	1	0	0	.462	0	0	0	1	0
Juenger,Hayden	18.00	0-1	1	1	0	0/0	0	2.0	5	4	4	3	2	0	1	0	.500	0	0	0	1	0
Gibbs,Zach	99.00	0-0	1	0	0	0/0	0	0.0	0	2	2	2	0	0	0	0		1	0	0	0	0
Ramos,Javier	99.00	0-0	1	0	0	0/0	0	0.0	0	2	1	2	0	0	0	0		0	0	0	0	0
Totals	10.69	0-2	2	2	0	0/0	0	16.0	19	24	19	19	6	4	2	0	.311	3	3	0	2	4
Opponents	2.00	2-0	2	2	0	1/1	0	18.0	9	4	4	5	20	2	0	0	.143	2	2	0	0	0

MISSOURI STATE BASEBALL

Games 11-13 | MISSOURI STATE BEARS (3-7) at ARKANSAS STATE RED WOLVES (8-5) | March 8-10, 2019 | Jonesboro, Ark. | Tomlinson Stadium (1,200) | KBFL 1060 AM/96.9 FM

INDIVIDUAL GAME-BY-GAME BATTING (AB-R-H-RBI)

Opponent	Date	#7 Clayton,C	#23 Duffy,J	#26 Faith,S	#17 Fitzpatrick,J	#4 Geha,L	#12 Herron,A	#8 Hull,M	#16 Kotowski,D	#24 Millas,D	#25 Polak,J	#32 Privitera,J	#34 Ramos,J	#45 Whetstone,	#1 Zimmerman
Nevada	Feb 15	5-0-0-0	2-1-1-1	4-0-1-0	0-0-0-1	3-1-2-0	3-0-0-0	4-0-0-0	5-1-1-0	3-0-2-1	4-1-0-0	Def
Utah	Feb 16	4-1-1-0	4-0-1-0	4-0-1-1	4-1-1-0	3-1-1-2	3-0-1-1	3-3-3-0	4-0-0-0	4-0-3-1
Texas State	Feb 17	3-0-1-0	3-0-0-0	3-0-0-0	1-0-0-0	1-0-0-0	1-0-0-0	4-0-0-0	3-0-1-0	4-0-0-0	3-0-0-0	3-0-0-0
Cal State Fullerton	Feb 22	3-0-1-0	3-0-0-0	3-0-1-0	3-0-0-0	3-0-1-0	4-0-0-0	4-0-0-0	4-0-1-0	3-0-1-0
San Diego	Feb 23	3-0-1-0	0-0-0-0	3-1-0-0	4-1-1-0	3-0-1-2	Def	4-0-1-0	3-0-0-0	5-0-0-0	4-1-2-1	5-1-1-0
Fresno State	Feb 24	4-0-2-0	3-0-0-0	1-0-0-0	2-0-0-0	2-0-0-0	4-0-0-0	3-1-2-1	3-0-0-0	4-1-1-0	3-0-0-1	3-0-1-0
Central Arkansas	Feb 26	4-0-1-0	4-1-1-0	3-1-1-0	4-2-2-2	4-2-1-2	3-1-1-1	5-0-3-1	5-0-1-1	3-2-0-0
Central Arkansas	Feb 27	5-2-1-0	5-2-2-0	2-1-1-0	2-0-0-0	4-1-3-1	4-0-1-2	3-1-1-1	1-1-1-0	3-2-1-0	5-2-3-1	1-1-1-4	6-1-3-1	3-1-1-0
UC Irvine	Mar 01	2-0-0-0	3-0-0-0	1-0-0-0	2-0-0-0	2-1-1-0	2-0-0-0	2-0-0-0	3-0-0-0	3-0-0-0	3-1-1-2
UC Irvine	Mar 01	3-0-0-1	4-0-0-0	1-0-0-0	3-0-0-0	4-1-2-0	4-0-0-0	4-0-0-0	4-0-1-0	4-0-0-0	4-0-1-0

MISSOURI STATE BASEBALL

Games 11-13 | MISSOURI STATE BEARS (3-7) at ARKANSAS STATE RED WOLVES (8-5) | March 8-10, 2019 | Jonesboro, Ark. | Tomlinson Stadium (1,200) | KBFL 1060 AM/96.9 FM

INDIVIDUAL GAME-BY-GAME PITCHING (IP-H-R-ER-BB-SO)

Opponent	Date	#31 Barnes,F	#29 Carson,P	#43 Cruikshank,B	#40 Gibbs,Z	#11 Juenger,H	#21 Lochner,J	#50 Moore,A	#34 Ramos,J	#10 Schmidt,N	#13 Schwab,D
Nevada	Feb 15	0.2-1-0-0-1-0	1.0-3-3-3-0-0	0.1-0-4-4-3-1	0.2-1-2-2-1-1	1.2-3-2-2-0-1
Utah	Feb 16	*3.1-5-2-2-3-2	4.1-3-0-0-1-6
Texas State	Feb 17	1.0-0-2-1-3-0	*2.2-6-5-5-3-0	0.0-0-2-1-2-0	1.0-1-0-0-0-2
Cal State Fullerton	Feb 22	2.0-1-0-0-1-0	*4.1-7-5-4-1-3
San Diego	Feb 23	1.0-0-0-0-0-0	3.0-1-5-2-5-0	0.0-0-2-2-2-0	*2.0-5-4-4-3-2	2.0-4-3-3-1-0
Fresno State	Feb 24
Central Arkansas	Feb 26	*4.1-4-2-2-0-3	0.1-0-0-0-0-0
Central Arkansas	Feb 27	1.0-0-0-0-0-0	1.0-2-2-2-1-2
UC Irvine	Mar 01	*6.0-5-3-3-3-5
UC Irvine	Mar 01	1.0-1-0-0-0-0
Opponent	Date	#14 Sechler,C	#18 Thomazin,L	#35 Wiley,L	#27 Wthrspoon,N						
Nevada	Feb 15	*4.1-6-5-5-0-2	0.1-0-0-0-0-1						
Utah	Feb 16	1.1-0-0-0-0-2						
Texas State	Feb 17	3.1-2-1-1-0-2						
Cal State Fullerton	Feb 22	2.2-3-1-1-1-5	0.0-0-1-1-2-0						
San Diego	Feb 23						
Fresno State	Feb 24	2.0-0-0-0-0-4	*6.0-9-3-3-1-4						
Central Arkansas	Feb 26	2.0-3-1-1-1-2	2.1-4-4-3-0-2						
Central Arkansas	Feb 27	*7.0-1-1-0-4-11						
UC Irvine	Mar 01	1.0-0-0-0-1-2						
UC Irvine	Mar 01	4.1-5-3-3-1-1	*5.2-2-1-0-0-7						

MISSOURI STATE BASEBALL

Games 11-13 | MISSOURI STATE BEARS (3-7) at ARKANSAS STATE RED WOLVES (8-5) | March 8-10, 2019 | Jonesboro, Ark. | Tomlinson Stadium (1,200) | KBFL 1060 AM/96.9 FM

GAME-BY-GAME LINEUPS

Date	Opponent	1st	2nd	3rd	4th	5th	6th	7th	8th	9th
Feb. 15	vs. Nevada	Clayton	Millas	Faith	Polak	Whetstone	Geha	Duffy	Hull	Privitera
Feb. 16	vs. Utah	Privitera	Clayton	Millas	Zimmerman	Polak	Duffy	Geha	Whetstone	Hull
Feb. 17	at Texas State	Privitera	Millas	Duffy	Zimmerman	Whetstone	Faith	Polak	Clayton	Hull
Feb. 22	vs. Cal State Fullerton	Privitera	Millas	Whetstone	Polak	Duffy	Clayton	Geha	Herron	Hull
Feb. 23	at San Diego	Privitera	Millas	Zimmerman	Polak	Herron	Clayton	Whetstone	Geha	Hull
Feb. 24	vs. Fresno State	Privitera	Millas	Whetstone	Zimmerman	Duffy	Clayton	Geha	Polak	Hull
Feb. 26	Central Arkansas	Privitera	Clayton	Whetstone	Zimmerman	Herron	Duffy	Geha	Polak	Hull
Feb. 27	Central Arkansas	Privitera	Geha	Whetstone	Herron	Duffy	Zimmerman	Clayton	Polak	Hull
March 1	UC Irvine-1	Privitera	Geha	Whetstone	Herron	Zimmerman	Duffy	Clayton	Polak	Hull
March 1	UC Irvine-2	Privitera	Geha	Whetstone	Herron	Zimmerman	Polak	Clayton	Duffy	Hull
March 8	at Arkansas State									
March 9	at Arkansas State									
March 10	at Arkansas State									
March 12	at Oklahoma State									
March 13	at Oral Roberts									
March 15	at Oklahoma									
March 16	at Oklahoma									
March 17	at Oklahoma									
March 22	at UC Santa Barbara									
March 23	at UC Santa Barbara									
March 24	at UC Santa Barbara									
March 26	Arkansas									
March 27	Kansas									
March 29	Indiana State									
March 30	Indiana State									
March 31	Indiana State									
April 2	at Southeast Missouri									
April 3	at Murray State									
April 5	at Southern Illinois									
April 6	at Southern Illinois									
April 7	at Southern Illinois									
April 9	at Kansas									
April 12	at Illinois State									
April 13	at Illinois State									
April 14	at Illinois State									
April 16	Missouri									
April 18	New Orleans									
April 19	New Orleans									
April 20	New Orleans									
April 23	at Missouri									
April 26	Bradley									
April 27	Bradley									
April 28	Bradley									
April 30	at Wichita State									
May 2	DBU									
May 3	DBU									
May 4	DBU									
May 7	Wichita State									
May 10	at Evansville									
May 11	at Evansville									
May 12	at Evansville									
May 16	Valparaiso									
May 17	Valparaiso									
May 18	Valparaiso									

Bold indicates home game

MISSOURI STATE BASEBALL

Games 11-13 | MISSOURI STATE BEARS (3-7) at ARKANSAS STATE RED WOLVES (8-5) | March 8-10, 2019 | Jonesboro, Ark. | Tomlinson Stadium (1,200) | KBFL 1060 AM/96.9 FM

GAME-BY-GAME DEFENSIVE LINEUPS

Date	Opponent	P	C	1B	2B	3B	SS	LF	CF	RF	DH
Feb. 15	vs. Nevada	Wiley	Millas	Whetstone	Privitera	Polak	Hull	Geha	Clayton	Duffy	Faith
Feb. 16	vs. Utah	Juenger	Millas	Whetstone	Privitera	Polak	Hull	Geha	Clayton	Duffy	Zimmerman
Feb. 17	at Texas State	Moore	Millas	Whetstone	Privitera	Polak	Hull	Geha	Clayton	Duffy	Faith
Feb. 22	vs. Cal State Fullerton	Schwab	Millas	Whetstone	Privitera	Polak	Hull	Geha	Clayton	Duffy	Herron
Feb. 23	at San Diego	Juenger	Millas	Whetstone	Privitera	Polak	Hull	Geha	Clayton	Zimmerman	Herron
Feb. 24	vs. Fresno State	Wiley	Geha	Whetstone	Privitera	Polak	Hull	Zimmerman	Clayton	Duffy	Millas
Feb. 26	Central Arkansas	Barnes	Geha	Whetstone	Privitera	Polak	Hull	Zimmerman	Clayton	Duffy	Herron
Feb. 27	Central Arkansas	Thomazin	Geha	Whetstone	Privitera	Polak	Hull	Zimmerman	Clayton	Duffy	Herron
March 1	UC Irvine-1	Schwab	Geha	Whetstone	Privitera	Polak	Hull	Zimmerman	Clayton	Duffy	Herron
March 1	UC Irvine-2	Wiley	Geha	Whetstone	Privitera	Polak	Hull	Zimmerman	Clayton	Duffy	Herron
March 8	at Arkansas State										
March 9	at Arkansas State										
March 10	at Arkansas State										
March 12	at Oklahoma State										
March 13	at Oral Roberts										
March 15	at Oklahoma										
March 16	at Oklahoma										
March 17	at Oklahoma										
March 22	at UC Santa Barbara										
March 23	at UC Santa Barbara										
March 24	at UC Santa Barbara										
March 26	Arkansas										
March 27	Kansas										
March 29	Indiana State										
March 30	Indiana State										
March 31	Indiana State										
April 2	at Southeast Missouri										
April 3	at Murray State										
April 5	at Southern Illinois										
April 6	at Southern Illinois										
April 7	at Southern Illinois										
April 9	at Kansas										
April 12	at Illinois State										
April 13	at Illinois State										
April 14	at Illinois State										
April 16	Missouri										
April 18	New Orleans										
April 19	New Orleans										
April 20	New Orleans										
April 23	at Missouri										
April 26	Bradley										
April 27	Bradley										
April 28	Bradley										
April 30	at Wichita State										
May 2	DBU										
May 3	DBU										
May 4	DBU										
May 7	Wichita State										
May 10	at Evansville										
May 11	at Evansville										
May 12	at Evansville										
May 16	Valparaiso										
May 17	Valparaiso										
May 18	Valparaiso										

Bold indicates home game

MISSOURI STATE BASEBALL

Games 11-13 | MISSOURI STATE BEARS (3-7) at ARKANSAS STATE RED WOLVES (8-5) | March 8-10, 2019 | Jonesboro, Ark. | Tomlinson Stadium (1,200) | KBFL 1060 AM/96.9 FM

MISSOURI STATE CAREER STATISTICS

Barnes,Forrest

Year	avg	gp-gs	ab	r	h	2b	3b	hr	rbi	tb	slg%	bb	hbp	so	gdp	ob%	sf	sh	sb-att	po	a	e	fld%
2019	.000	0-0	0	0	0	0	0	0	0	0	.000	0	0	0	0	.000	0	0	0-0	0	2	0	1.000
TOTAL	.000	0-0	0	0	0	0	0	0	0	0	.000	0	0	0	0	.000	0	0	0-0	0	2	0	1.000

Year	era	w-l	app	gs	cg	sho	sv	ip	h	r	er	bb	so	2b	3b	hr	bf	bavg	wp	hbp	bk	sfa	sha
2019	3.60	0-0	2	1	0	0/0	0	5.0	5	2	2	1	3	2	0	0	23	.278	0	3	0	0	1
TOTAL	3.60	0-0	2	1	0	0/0	0	5.0	5	2	2	1	3	2	0	0	23	.278	0	3	0	0	1

Briggs,Michael

Year	avg	gp-gs	ab	r	h	2b	3b	hr	rbi	tb	slg%	bb	hbp	so	gdp	ob%	sf	sh	sb-att	po	a	e	fld%
2018	.000	4-0	3	0	0	0	0	0	0	0	.000	0	0	3	0	.000	0	0	0-0	0	1	0	1.000
TOTAL	.000	4-0	3	0	0	0	0	0	0	0	.000	0	0	3	0	.000	0	0	0-0	0	1	0	1.000

Buckner,Ty

Year	avg	gp-gs	ab	r	h	2b	3b	hr	rbi	tb	slg%	bb	hbp	so	gdp	ob%	sf	sh	sb-att	po	a	e	fld%
2018	.000	0-0	0	0	0	0	0	0	0	0	.000	0	0	0	0	.000	0	0	0-0	4	8	0	1.000
TOTAL	.000	0-0	0	0	0	0	0	0	0	0	.000	0	0	0	0	.000	0	0	0-0	4	8	0	1.000

Year	era	w-l	app	gs	cg	sho	sv	ip	h	r	er	bb	so	2b	3b	hr	bf	bavg	wp	hbp	bk	sfa	sha
2018	4.81	7-4	16	15	1	0/1	0	76.2	62	47	41	49	60	12	1	8	347	.220	6	13	0	0	3
TOTAL	4.81	7-4	16	15	1	0/1	0	76.2	62	47	41	49	60	12	1	8	347	.220	6	13	0	0	3

Carson,Peyton

Year	avg	gp-gs	ab	r	h	2b	3b	hr	rbi	tb	slg%	bb	hbp	so	gdp	ob%	sf	sh	sb-att	po	a	e	fld%
------	-----	-------	----	---	---	----	----	----	-----	----	------	----	-----	----	-----	-----	----	----	--------	----	---	---	------

Year	era	w-l	app	gs	cg	sho	sv	ip	h	r	er	bb	so	2b	3b	hr	bf	bavg	wp	hbp	bk	sfa	sha
2019	13.50	0-0	2	0	0	0/0	0	2.0	3	3	3	0	0	0	1	1	10	.333	0	1	0	0	0
TOTAL	13.50	0-0	2	0	0	0/0	0	2.0	3	3	3	0	0	0	1	1	10	.333	0	1	0	0	0

Clayton,Collin

Year	avg	gp-gs	ab	r	h	2b	3b	hr	rbi	tb	slg%	bb	hbp	so	gdp	ob%	sf	sh	sb-att	po	a	e	fld%
2019	.222	10-10	36	3	8	0	1	0	1	10	.278	2	0	7	2	.263	0	1	0-0	31	0	0	1.000
TOTAL	.222	10-10	36	3	8	0	1	0	1	10	.278	2	0	7	2	.263	0	1	0-0	31	0	0	1.000

Cruikshank,Ben

Year	avg	gp-gs	ab	r	h	2b	3b	hr	rbi	tb	slg%	bb	hbp	so	gdp	ob%	sf	sh	sb-att	po	a	e	fld%
2019	.000	0-0	0	0	0	0	0	0	0	0	.000	0	0	0	0	.000	0	0	0-0	1	1	0	1.000
TOTAL	.000	0-0	0	0	0	0	0	0	0	0	.000	0	0	0	0	.000	0	0	0-0	1	1	0	1.000

Duffy,Jack

Year	avg	gp-gs	ab	r	h	2b	3b	hr	rbi	tb	slg%	bb	hbp	so	gdp	ob%	sf	sh	sb-att	po	a	e	fld%
2017	.222	58-45	158	21	35	8	1	0	17	45	.285	25	5	42	2	.344	1	0	7-8	88	0	2	.978
2018	.271	57-54	203	30	55	9	3	3	30	79	.389	15	6	40	3	.338	1	7	1-3	121	5	1	.992
2019	.161	9-9	31	4	5	1	0	0	1	6	.194	3	0	4	0	.235	0	0	1-2	23	1	0	1.000
TOTAL	.242	124-108	392	55	95	18	4	3	48	130	.332	43	11	86	5	.333	2	7	9-13	232	6	3	.988

Faith,Sam

Year	avg	gp-gs	ab	r	h	2b	3b	hr	rbi	tb	slg%	bb	hbp	so	gdp	ob%	sf	sh	sb-att	po	a	e	fld%
2018	.121	23-5	33	6	4	1	0	1	3	8	.242	2	1	13	0	.194	0	2	1-1	2	11	1	.929
2019	.167	7-2	12	1	2	0	0	0	0	2	.167	0	2	3	0	.286	0	0	0-0	0	1	0	1.000
TOTAL	.133	30-7	45	7	6	1	0	1	3	10	.222	2	3	16	0	.220	0	2	1-1	2	12	1	.933

MISSOURI STATE BASEBALL

Games 11-13 | MISSOURI STATE BEARS (3-7) at ARKANSAS STATE RED WOLVES (8-5) | March 8-10, 2019 | Jonesboro, Ark. | Tomlinson Stadium (1,200) | KBFL 1060 AM/96.9 FM

MISSOURI STATE CAREER STATISTICS

Fitzpatrick,Jordan

Year	avg	gp-gs	ab	r	h	2b	3b	hr	rbi	tb	slg%	bb	hbp	so	gdp	ob%	sf	sh	sb-att	po	a	e	fld%
2018	.196	34-10	51	8	10	2	0	1	8	15	.294	8	0	13	0	.300	1	0	0-0	13	1	3	.824
2019	.000	2-0	2	0	0	0	0	0	1	0	.000	1	0	1	0	.333	0	0	0-0	0	0	0	.000
TOTAL	.189	36-10	53	8	10	2	0	1	9	15	.283	9	0	14	0	.302	1	0	0-0	13	1	3	.824

Geha,Logan

Year	avg	gp-gs	ab	r	h	2b	3b	hr	rbi	tb	slg%	bb	hbp	so	gdp	ob%	sf	sh	sb-att	po	a	e	fld%
2017	.203	34-25	64	20	13	3	0	1	10	19	.297	18	8	24	0	.429	1	5	3-4	162	35	3	.985
2018	.185	45-39	119	25	22	4	1	0	9	28	.235	14	5	43	1	.297	0	7	5-7	316	37	5	.986
2019	.286	10-9	28	4	8	1	0	0	2	9	.321	4	3	11	0	.429	0	2	3-3	55	8	0	1.000
TOTAL	.204	89-73	211	49	43	8	1	1	21	56	.265	36	16	78	1	.360	1	14	11-14	533	80	8	.987

Gibbs,Zach

Year	avg	gp-gs	ab	r	h	2b	3b	hr	rbi	tb	slg%	bb	hbp	so	gdp	ob%	sf	sh	sb-att	po	a	e	fld%
2018	.000	0-0	0	0	0	0	0	0	0	0	.000	0	0	0	0	.000	0	0	0-0	0	1	1	.500
TOTAL	.000	0-0	0	0	0	0	0	0	0	0	.000	0	0	0	0	.000	0	0	0-0	0	1	1	.500

Year	era	w-l	app	gs	cg	sho	sv	ip	h	r	er	bb	so	2b	3b	hr	bf	bavg	wp	hbp	bk	sfa	sha
2018	3.60	0-0	4	0	0	0/0	0	5.0	6	5	2	4	1	3	0	0	25	.286	1	0	0	0	0
2019	99.00	0-0	1	0	0	0/0	0	0.0	0	2	2	2	0	0	0	0	2	.000	1	0	0	0	0
TOTAL	7.20	0-0	5	0	0	0/0	0	5.0	6	7	4	6	1	3	0	0	27	.286	2	0	0	0	0

Herron,Anthony

Year	avg	gp-gs	ab	r	h	2b	3b	hr	rbi	tb	slg%	bb	hbp	so	gdp	ob%	sf	sh	sb-att	po	a	e	fld%
2019	.292	8-6	24	5	7	0	0	1	4	10	.417	2	0	8	0	.346	0	0	1-1	0	0	0	.000
TOTAL	.292	8-6	24	5	7	0	0	1	4	10	.417	2	0	8	0	.346	0	0	1-1	0	0	0	.000

Hull,Mason

Year	avg	gp-gs	ab	r	h	2b	3b	hr	rbi	tb	slg%	bb	hbp	so	gdp	ob%	sf	sh	sb-att	po	a	e	fld%
2019	.161	10-10	31	4	5	3	0	0	5	8	.258	0	0	10	0	.161	0	0	0-1	16	21	7	.841
TOTAL	.161	10-10	31	4	5	3	0	0	5	8	.258	0	0	10	0	.161	0	0	0-1	16	21	7	.841

Juenger,Hayden

Year	avg	gp-gs	ab	r	h	2b	3b	hr	rbi	tb	slg%	bb	hbp	so	gdp	ob%	sf	sh	sb-att	po	a	e	fld%
2019	.000	0-0	0	0	0	0	0	0	0	0	.000	0	0	0	0	.000	0	0	0-0	0	1	0	1.000
TOTAL	.000	0-0	0	0	0	0	0	0	0	0	.000	0	0	0	0	.000	0	0	0-0	0	1	0	1.000

Year	era	w-l	app	gs	cg	sho	sv	ip	h	r	er	bb	so	2b	3b	hr	bf	bavg	wp	hbp	bk	sfa	sha
2019	10.12	0-1	2	2	0	0/0	0	5.1	10	6	6	6	4	0	1	0	32	.400	0	0	1	1	0
TOTAL	10.12	0-1	2	2	0	0/0	0	5.1	10	6	6	6	4	0	1	0	32	.400	0	0	1	1	0

Kotowski,Dakota

Year	avg	gp-gs	ab	r	h	2b	3b	hr	rbi	tb	slg%	bb	hbp	so	gdp	ob%	sf	sh	sb-att	po	a	e	fld%
2019	1.000	2-0	1	1	1	0	0	0	0	1	1.000	0	0	0	0	1.000	0	0	0-0	0	0	0	.000
TOTAL	1.000	2-0	1	1	1	0	0	0	0	1	1.000	0	0	0	0	1.000	0	0	0-0	0	0	0	.000

Lochner,Jake

Year	era	w-l	app	qs	cg	sho	sv	ip	h	r	er	bb	so	2b	3b	hr	bf	bavg	wp	hbp	bk	sfa	sha
2016	5.59	1-0	14	2	0	0/0	0	19.1	16	17	12	25	15	2	0	0	97	.229	3	1	0	0	0
2017	4.97	1-0	13	0	0	0/2	0	12.2	12	8	7	8	13	1	1	2	59	.240	2	1	0	0	0
2018	2.86	1-1	18	0	0	0/0	1	22.0	16	10	7	19	16	4	0	1	98	.219	0	1	0	1	4
2019	9.00	0-0	3	0	0	0/0	0	4.0	4	5	4	4	0	2	1	0	21	.286	0	1	0	0	2
TOTAL	4.66	3-1	48	2	0	0/2	1	58.0	48	40	30	56	44	9	2	3	275	.232	5	4	0	1	6

MISSOURI STATE BASEBALL

Games 11-13 | MISSOURI STATE BEARS (3-7) at ARKANSAS STATE RED WOLVES (8-5) | March 8-10, 2019 | Jonesboro, Ark. | Tomlinson Stadium (1,200) | KBFL 1060 AM/96.9 FM

MISSOURI STATE CAREER STATISTICS

McAlister,Tyler

Year	avg	gp-gs	ab	r	h	2b	3b	hr	rbi	tb	slg%	bb	hbp	so	gdp	ob%	sf	sh	sb-att	po	a	e	fld%
2017	.000	0-0	0	0	0	0	0	0	0	0	.000	0	0	0	0	.000	0	0	0-0	0	1	0	1.000
2018	.000	0-0	0	0	0	0	0	0	0	0	.000	0	0	0	0	.000	0	0	0-0	1	5	0	1.000
TOTAL	.000	0-0	0	0	0	0	0	0	0	0	.000	0	0	0	0	.000	0	0	0-0	1	6	0	1.000

Year	era	w-l	app	gs	cg	sho	sv	ip	h	r	er	bb	so	2b	3b	hr	bf	bavg	wp	hbp	bk	sfa	sha
2017	9.31	0-1	10	1	0	0/1	0	9.2	16	16	10	13	11	6	0	0	62	.364	3	3	0	0	2
2018	8.05	0-0	7	5	0	0/0	0	19.0	22	21	17	17	20	4	0	5	98	.297	0	5	0	0	2
TOTAL	8.48	0-1	17	6	0	0/1	0	28.2	38	37	27	30	31	10	0	5	160	.322	3	8	0	0	4

Millas,Drew

Year	avg	gp-gs	ab	r	h	2b	3b	hr	rbi	tb	slg%	bb	hbp	so	gdp	ob%	sf	sh	sb-att	po	a	e	fld%
2017	.224	51-42	174	15	39	7	0	1	29	49	.282	13	2	42	2	.281	3	1	3-4	342	46	6	.985
2018	.321	57-57	212	36	68	13	2	7	61	106	.500	34	4	41	12	.416	5	0	3-4	135	18	1	.994
2019	.182	6-6	22	2	4	1	1	0	3	7	.318	3	0	5	0	.269	1	0	0-0	31	1	0	1.000
TOTAL	.272	114-105	408	53	111	21	3	8	93	162	.397	50	6	88	14	.353	9	1	6-8	508	65	7	.988

Moore,Alex

Year	avg	gp-gs	ab	r	h	2b	3b	hr	rbi	tb	slg%	bb	hbp	so	gdp	ob%	sf	sh	sb-att	po	a	e	fld%
2017	.000	0-0	0	0	0	0	0	0	0	0	.000	0	0	0	0	.000	0	0	0-0	1	2	0	1.000
2019	.000	0-0	0	0	0	0	0	0	0	0	.000	0	0	0	0	.000	0	0	0-0	0	2	0	1.000
TOTAL	.000	0-0	0	0	0	0	0	0	0	0	.000	0	0	0	0	.000	0	0	0-0	1	4	0	1.000

Year	era	w-l	app	gs	cg	sho	sv	ip	h	r	er	bb	so	2b	3b	hr	bf	bavg	wp	hbp	bk	sfa	sha
2017	2.61	0-0	10	0	0	0/0	0	10.1	11	5	3	5	7	0	0	0	49	.256	3	1	2	0	0
2019	16.88	0-1	1	1	0	0/0	0	2.2	6	5	5	3	0	1	0	0	17	.462	0	0	0	1	0
TOTAL	5.54	0-1	11	1	0	0/0	0	13.0	17	10	8	8	7	1	0	0	66	.304	3	1	2	1	0

Polak,Joey

Year	avg	gp-gs	ab	r	h	2b	3b	hr	rbi	tb	slg%	bb	hbp	so	gdp	ob%	sf	sh	sb-att	po	a	e	fld%
2019	.152	10-10	33	4	5	1	0	0	2	6	.182	4	2	18	1	.282	0	0	0-0	3	13	2	.889
TOTAL	.152	10-10	33	4	5	1	0	0	2	6	.182	4	2	18	1	.282	0	0	0-0	3	13	2	.889

Privitera,John

Year	avg	gp-gs	ab	r	h	2b	3b	hr	rbi	tb	slg%	bb	hbp	so	gdp	ob%	sf	sh	sb-att	po	a	e	fld%
2017	.235	37-24	81	17	19	1	0	0	8	20	.247	16	1	22	1	.364	1	4	2-3	39	51	2	.978
2018	.246	56-56	183	38	45	5	1	0	20	52	.284	45	3	49	2	.399	2	5	11-12	77	143	5	.978
2019	.350	10-10	40	6	14	2	1	0	3	18	.450	3	2	10	0	.422	0	0	2-3	15	23	3	.927
TOTAL	.257	103-90	304	61	78	8	2	0	31	90	.296	64	6	81	3	.393	3	9	15-18	131	217	10	.972

Ramos,Javier

Year	avg	gp-gs	ab	r	h	2b	3b	hr	rbi	tb	slg%	bb	hbp	so	gdp	ob%	sf	sh	sb-att	po	a	e	fld%
2019	1.000	1-0	1	1	1	0	0	1	4	4	4.000	0	0	0	0	1.000	0	0	0-0	0	0	0	.000
TOTAL	1.000	1-0	1	1	1	0	0	1	4	4	4.000	0	0	0	0	1.000	0	0	0-0	0	0	0	.000

Year	era	w-l	app	gs	cg	sho	sv	ip	h	r	er	bb	so	2b	3b	hr	bf	bavg	wp	hbp	bk	sfa	sha
2019	27.00	0-0	3	0	0	0/0	0	1.0	1	4	3	3	1	1	0	0	9	.250	0	2	0	0	0
TOTAL	27.00	0-0	3	0	0	0/0	0	1.0	1	4	3	3	1	1	0	0	9	.250	0	2	0	0	0

MISSOURI STATE BASEBALL

Games 11-13 | MISSOURI STATE BEARS (3-7) at ARKANSAS STATE RED WOLVES (8-5) | March 8-10, 2019 | Jonesboro, Ark. | Tomlinson Stadium (1,200) | KBFL 1060 AM/96.9 FM

MISSOURI STATE CAREER STATISTICS

Russell,Matt

Year	avg	gp-gs	ab	r	h	2b	3b	hr	rbi	tb	slg%	bb	hbp	so	gdp	ob%	sf	sh	sb-att	po	a	e	fld%
2018	.000	0-0	0	0	0	0	0	0	0	0	.000	0	0	0	0	.000	0	0	0-0	2	3	0	1.000
TOTAL	.000	0-0	0	0	0	0	0	0	0	0	.000	0	0	0	0	.000	0	0	0-0	2	3	0	1.000

Year	era	w-l	app	gs	cg	sho	sv	ip	h	r	er	bb	so	2b	3b	hr	bf	bavg	wp	hbp	bk	sfa	sha
2018	4.88	1-0	18	2	0	0/0	3	27.2	24	15	15	14	26	5	0	3	121	.233	3	3	0	0	1
TOTAL	4.88	1-0	18	2	0	0/0	3	27.2	24	15	15	14	26	5	0	3	121	.233	3	3	0	0	1

Schmidt,Nick

Year	avg	gp-gs	ab	r	h	2b	3b	hr	rbi	tb	slg%	bb	hbp	so	gdp	ob%	sf	sh	sb-att	po	a	e	fld%
Year	era	w-l	app	gs	cg	sho	sv	ip	h	r	er	bb	so	2b	3b	hr	bf	bavg	wp	hbp	bk	sfa	sha
2019	6.35	0-0	4	0	0	0/0	0	5.2	7	4	4	2	5	1	0	2	28	.333	1	3	0	2	0
TOTAL	6.35	0-0	4	0	0	0/0	0	5.2	7	4	4	2	5	1	0	2	28	.333	1	3	0	2	0

Schwab,Davis

Year	avg	gp-gs	ab	r	h	2b	3b	hr	rbi	tb	slg%	bb	hbp	so	gdp	ob%	sf	sh	sb-att	po	a	e	fld%
2018	.000	0-0	0	0	0	0	0	0	0	0	.000	0	0	0	0	.000	0	0	0-0	1	2	0	1.000
2019	.000	0-0	0	0	0	0	0	0	0	0	.000	0	0	0	0	.000	0	0	0-0	0	3	1	.750
TOTAL	.000	0-0	0	0	0	0	0	0	0	0	.000	0	0	0	0	.000	0	0	0-0	1	5	1	.857
Year	era	w-l	app	gs	cg	sho	sv	ip	h	r	er	bb	so	2b	3b	hr	bf	bavg	wp	hbp	bk	sfa	sha
2018	5.01	2-1	14	0	0	0/0	0	23.1	21	15	13	13	20	4	1	2	106	.236	5	2	2	2	0
2019	4.30	1-2	3	2	0	0/0	0	14.2	15	8	7	5	14	5	0	1	66	.268	1	2	2	0	3
TOTAL	4.74	3-3	17	2	0	0/0	0	38.0	36	23	20	18	34	9	1	3	172	.248	6	4	4	2	3

Sechler,Connor

Year	avg	gp-gs	ab	r	h	2b	3b	hr	rbi	tb	slg%	bb	hbp	so	gdp	ob%	sf	sh	sb-att	po	a	e	fld%
2018	.000	1-0	1	0	0	0	0	0	0	0	.000	0	0	0	0	.000	0	0	0-0	3	9	0	1.000
TOTAL	.000	1-0	1	0	0	0	0	0	0	0	.000	0	0	0	0	.000	0	0	0-0	3	9	0	1.000
Year	era	w-l	app	gs	cg	sho	sv	ip	h	r	er	bb	so	2b	3b	hr	bf	bavg	wp	hbp	bk	sfa	sha
2018	2.98	7-1	32	0	0	0/0	9	54.1	41	18	18	22	59	6	2	2	238	.208	3	15	2	0	4
2019	3.38	0-1	5	0	0	0/0	1	10.2	8	4	4	3	11	1	0	1	45	.205	0	3	0	0	0
TOTAL	3.05	7-2	37	0	0	0/0	10	65.0	49	22	22	25	70	7	2	3	283	.208	3	18	2	0	4

Thomazin,Logan

Year	avg	gp-gs	ab	r	h	2b	3b	hr	rbi	tb	slg%	bb	hbp	so	gdp	ob%	sf	sh	sb-att	po	a	e	fld%
2019	.000	0-0	0	0	0	0	0	0	0	0	.000	0	0	0	0	.000	0	0	0-0	0	3	0	1.000
TOTAL	.000	0-0	0	0	0	0	0	0	0	0	.000	0	0	0	0	.000	0	0	0-0	0	3	0	1.000
Year	era	w-l	app	gs	cg	sho	sv	ip	h	r	er	bb	so	2b	3b	hr	bf	bavg	wp	hbp	bk	sfa	sha
2019	1.38	1-0	3	1	0	0/0	0	13.0	6	3	2	5	18	1	0	0	54	.146	1	5	0	2	1
TOTAL	1.38	1-0	3	1	0	0/0	0	13.0	6	3	2	5	18	1	0	0	54	.146	1	5	0	2	1

Whetstone,Ben

Year	avg	gp-gs	ab	r	h	2b	3b	hr	rbi	tb	slg%	bb	hbp	so	gdp	ob%	sf	sh	sb-att	po	a	e	fld%
2017	.050	15-2	20	1	1	0	0	0	1	1	.050	4	0	7	0	.208	0	0	0-0	2	0	0	1.000
2018	.278	57-57	212	31	59	10	0	9	39	96	.453	31	5	47	1	.378	3	0	5-5	458	29	4	.992
2019	.179	10-10	39	3	7	1	0	0	4	8	.205	3	0	7	0	.233	1	0	0-2	77	3	1	.988
TOTAL	.247	82-69	271	35	67	11	0	9	44	105	.387	38	5	61	1	.346	4	0	5-7	537	32	5	.991

MISSOURI STATE BASEBALL

Games 11-13 | MISSOURI STATE BEARS (3-7) at ARKANSAS STATE RED WOLVES (8-5) | March 8-10, 2019 | Jonesboro, Ark. | Tomlinson Stadium (1,200) | KBFL 1060 AM/96.9 FM

MISSOURI STATE CAREER STATISTICS

Wiley, Logan

Year	avg	gp-gs	ab	r	h	2b	3b	hr	rbi	tb	slg%	bb	hbp	so	gdp	ob%	sf	sh	sb-att	po	a	e	fld%
2018	.000	0-0	0	0	0	0	0	0	0	0	.000	0	0	0	0	.000	0	0	0-0	2	9	1	.917
2019	.000	0-0	0	0	0	0	0	0	0	0	.000	0	0	0	0	.000	0	0	0-0	1	4	0	1.000
TOTAL	.000	0-0	0	0	0	0	0	0	0	0	.000	0	0	0	0	.000	0	0	0-0	3	13	1	.941

Year	era	w-l	app	gs	cg	sho	sv	ip	h	r	er	bb	so	2b	3b	hr	bf	bavg	wp	hbp	bk	sfa	sha
2018	4.13	7-6	22	11	0	0/0	1	85.0	84	46	39	23	68	13	1	5	370	.251	11	8	0	1	3
2019	4.50	0-2	3	3	0	0/0	0	16.0	17	9	8	1	13	0	2	1	69	.274	0	3	0	1	2
TOTAL	4.19	7-8	25	14	0	0/0	1	101.0	101	55	47	24	81	13	3	6	439	.254	11	11	0	2	5

Witherspoon, Nate

Year	avg	gp-gs	ab	r	h	2b	3b	hr	rbi	tb	slg%	bb	hbp	so	gdp	ob%	sf	sh	sb-att	po	a	e	fld%
2017	.000	0-0	0	0	0	0	0	0	0	0	.000	0	0	0	0	.000	0	0	0-0	0	7	0	1.000
2018	.000	0-0	0	0	0	0	0	0	0	0	.000	0	0	0	0	.000	0	0	0-0	0	4	0	1.000
TOTAL	.000	0-0	0	0	0	0	0	0	0	0	.000	0	0	0	0	.000	0	0	0-0	0	11	0	1.000

Year	era	w-l	app	gs	cg	sho	sv	ip	h	r	er	bb	so	2b	3b	hr	bf	bavg	wp	hbp	bk	sfa	sha
2017	4.29	4-3	15	5	0	0/1	0	42.0	43	21	20	15	40	8	0	4	181	.270	4	2	1	2	3
2018	3.24	1-0	20	0	0	0/0	0	25.0	27	11	9	8	20	6	0	3	111	.278	2	2	0	1	3
2019	13.50	1-0	3	0	0	0/0	0	2.2	4	5	4	2	3	1	0	0	16	.364	0	2	0	1	0
TOTAL	4.26	6-3	38	5	0	0/1	0	69.2	74	37	33	25	63	15	0	7	308	.277	6	6	1	4	6

Zimmerman, Brooks

Year	avg	gp-gs	ab	r	h	2b	3b	hr	rbi	tb	slg%	bb	hbp	so	gdp	ob%	sf	sh	sb-att	po	a	e	fld%
2018	.219	40-26	96	14	21	3	0	6	17	42	.438	7	2	34	1	.278	3	1	0-0	49	0	2	.961
2019	.286	9-8	28	5	8	1	0	1	3	12	.429	3	0	8	1	.355	0	0	0-0	8	0	0	1.000
TOTAL	.234	49-34	124	19	29	4	0	7	20	54	.435	10	2	42	2	.295	3	1	0-0	57	0	2	.966

MISSOURI STATE BASEBALL

Games 11-13 | MISSOURI STATE BEARS (3-7) at ARKANSAS STATE RED WOLVES (8-5) | March 8-10, 2019 | Jonesboro, Ark. | Tomlinson Stadium (1,200) | KBFL 1060 AM/96.9 FM

MISSOURI STATE RECORDS SUMMARY

Individual Batting

Games Played

Season: 66, Dant'e Brinkley, Adam Pummill, Brooks Colvin, Shaun Marcum, Rick Wilson, 2003
Career: 236, Matt Gardner, 1999-02

At-Bats

Game: 8, Earnie Johnson, Pat Kelly and Mark Neff, 5/1/88 vs. ORU;
Ryan Gotcher and Chris Taylor, 4/6/04 vs. Arkansas; Adam Pummill, 2/25/06 vs. UNC Greensboro
Season: 278, Dant'e Brinkley, 2003
Career: 972, Matt Gardner, 1999-02

Runs

Game: 6, Bobby McCulloch, 5/6/75 vs. SIU Edwardsville; Larry Doss, 5/9/87 vs. Eastern Illinois and Lance Burkhart, 3/6/97 vs. Missouri Baptist
Season: 90, Matt Cepicky, 1999
Career: 243, Matt Gardner, 1999-02

Hits

Game: 7, Greg Resz, 3/5/91 vs. Lincoln
Season: 96, Steve Hacker and Dave Slemmer, 1995; Dant'e Brinkley, 2003
Career: 316, Matt Gardner, 1999-02

Singles

Game: 5, Jim Schaefer, 5/27/78 vs. Eastern Illinois; Keith Champion, 5/11/81 vs. Central Missouri; Greg Resz, 3/5/91 vs. Lincoln; Todd DeBryn, 5/3/92 vs. UNI; Alex Manary, 3/22/94 vs. Minnesota
Season: 76, Bill Mueller, 1991
Career: 241, Kevin Medrano, 2009-12

Doubles

Game: 3, on 22 occasions, last time by Justin Paulsen, 4/29/17 at Evansville
Season: 26, Steve Meyer, 1986
Career: 67, Brayden Drake, 2006-09

Triples

Game: 3, Ken Brown, 4/8/66 vs. Missouri S&T
Season: 12, Dant'e Brinkley, 2001
Career: 20, Mark Garrett, 1979-82

Home Runs

Game: 4, John Knott, 5/2/92 vs. UNI
Season: 37, Steve Hacker, 1995
Career: 63, Jason Hart, 1996-98

Runs Batted-In

Game: 11, John Knott, 5/2/92 vs. UNI
Season: 100, Matt Cepicky, 1999
Career: 203, Jason Hart, 1996-98

Batting Average

Season: .442, J. D. Warner, 1983
Career: .426, J. D. Warner, 1982-83
Career (4 years): .376, Bill Mueller, 1990-93

Consecutive Games Hitting Safely

30, Brayden Drake, 4/27/08-3/25/09

Total Bases

Game: 17, John Knott, 5/2/92 vs. UNI
Season: 225, Steve Hacker, 1995
Career: 506, Jason Hart, 1996-98

Extra-Base Hits

Game: 5, Larry Doss, 5/9/87 vs. Eastern Illinois
Season: 55, Steve Hacker, 1995
Career: 116, Jason Hart, 1996-98

Slugging Average

Season: .957, Steve Hacker, 1995
Career: .725, Jason Hart, 1996-98

Hit By Pitch

Game: 3, Jud Kindle, 2/20/04 vs. Little Rock
Ryan Mantle, 2/22/08 vs. DBU; Brayden Drake, 5/11/08 vs. Middle Tennessee
Season: 23, Jeremy Isenhower, 2002
Career: 41, Ben Carlson, 2007-09

Walks

Game: 5, Cory Krueger, 3/15/91 vs. Austin Peay; Steve Hacker, 4/23/95 vs. UNI; and Lance Burkhart, 2/14/97 vs. Nevada
Season: 55, Dylan Becker, 2015
Career: 154, Bill Mueller, 1990-93

Strikeouts

Game: 5, Greg Mathis, 5/1/01 vs. Missouri; Tyler Ryun, 2/26/10 at UTA
Season: 74, Ryan Howard, 2001
Career: 207, Nick Kays, 1997-00

On-Base Percentage

Season: .563, Dan Iseminger, 1983
Career: .493, Rick Clarkston, 1983-84

Sacrifice Hits

Game: 3, Joey Hawkins, 5/22/14 vs. Bradley; Ken Watkins, 5/23/69 vs. Minnesota State
Season: 29, Joey Hawkins, 2015
Career: 62, Joey Hawkins, 2012-15

Sacrifice Flies

Game: 2, held by many players
Season: 9, Brooks Colvin, 2003
Career: 17, Brooks Colvin, 2001-04

Stolen Bases

Game: 4, Larry Doss, 3/6/86 vs. Evangel; Greg Brewer, 4/15/86 vs. Evangel
Season: 30, Greg Brewer, 1986
Career: 69, Dant'e Brinkley, 2000-03

Game-Winning RBI

Season: 13, Steve Meyer, 1986; Steve Hacker, 1995
Career: 23, Steve Hacker, 1993-95

Individual Fielding

Putouts

Game: 19, Tom Hodge, 3/23/67 vs. Oklahoma Christian; Tim Rafferty, 2/25/06 vs. UNC Greensboro; Connor Smith, 3/29/14 vs. Southern Illinois
Season: 545, Justin Paulsen, 2015
Career: 1,588, Justin Paulsen, 2015-17

Assists

Game: 10, Curt Courtwright, 5/10/09 at Creighton
Season: 192, Joey Hawkins, 2015
Career: 656, Chris Curry, 1995-98

Errors

Game: 4, set on 5 occasions, last time by Jon Hale, 3/3/96 vs. ORU
Season: 30, Brooks Colvin, 2001
Career: 73, Brooks Colvin, 2001-04

Total Chances

Game: 21, Brian Mahaffey, 5/1/88 vs. ORU
Season: 601, Jason Hart, 1997
Career: 1,703, Justin Paulsen, 2015-17

Double Plays

Game: 5, Ryan Howard, 3/30/99 vs. SE Missouri
Season: 60, Ryan Howard, 1999
Career: 151, Ryan Howard, 1999-01

Fielding Average

Season: 1.000, Bill Helfrecht, 1968; Jim Anderson, 1970; Corby Fister and Cory Krueger, 1989; Chad Lakin and Cory Krueger, 1990; Shawn Padgett, 1991; Chad Lakin, 1992; Micah Holst, 1999; Dant'e Brinkley, 2002; Nolan Keane, 2008; Aaron Conway, 2010
Career: .993, Ben Whetstone, 2017-pr.

Individual Pitching

Games

Season: 37, Jake Fromson, 2017
Career: 88, Bryan Young, 2014-17

Games Started

Season: 17, Doug Still, 2017; Matt Hall, 2015; Cody Schumacher, 2012
Career: 49, Brad Ziegler, 2000-03

Complete Games

Season: 10, Brian Wisser, 1986
Career: 18, Brad Ziegler, 2000-03

Innings Pitched

Game: 11.0, John Rheinecker, 3/3/01 vs. Arkansas State
Season: 125.0, Matt Hall, 2015
Career: 365.0, Brad Ziegler, 2000-03

Consecutive Scoreless Innings Pitched

Season: 38.1, Nick Petree, 4/6/12 to 5/17/12
Career: 38.1, Nick Petree, 4/6/12 to 5/17/12

Hits Allowed

Game: 16, Tom Fulkerson, 3/19/85 vs. UTA
Season: 115, Brad Ziegler, 2003
Career: 371, Brad Ziegler, 2000-03

Fewest Hits Allowed

Game: 0, Steve Dunn, 4/12/79 vs. Evangel (5 inn.); Scott Buchheit-Darrell Maus-Matt Brewer-Terry Menown, 3/14/89 vs. Lincoln; Mike Whitley, 5/2/94 vs. SE Missouri (7 inn.)

Runs Allowed

Game: 13, Rand Chappell, 3/20/84 vs. Southern; Scott Prince, 3/11/85 vs. Indiana State
Season: 71, Jim Gibbs, 1987; Jarrod Mays, 1996
Career: 207, John Hardin, 1996-00

Earned Runs Allowed

Game: 12, Mike Hill, 4/18/75 vs. Central Missouri; Scott Prince, 3/11/85 vs. Indiana State
Season: 63, Scott Geitz, 1998
Career: 169, John Hardin, 1996-00

Walks Allowed

Game: 10, Stean Thornton, 5/2/76 vs. UMSL
Season: 75, Dirk Lindauer, 1991
Career: 206, Mike Whitley, 1992-95

Strikeouts

Game: 17, Charles Burt, 5/16/69 vs. Northwest Missouri State; Gary Wilson, 3/23/67 vs. Oklahoma Christian
Season: 171, Matt Hall, 2015
Career: 330, Brad Ziegler, 2000-03

Earned Run Average

Season: 0.59, Dick Jones, 1971
Career: 1.55, Dick Jones, 1969-72

Wins

Season: 12, Matt Hall, 2015; Brad Ziegler, 2003
Career: 32, Brad Ziegler, 2000-03

Losses

Season: 9, Brett Sinkbeil, 2005; Pat Doyle, 2010; Mike Kickham, 2010
Career: 16, Gary Wilson, 1964-67; Dustin Tignor, 1996-00; Pat Doyle, 2007-10

Winning Percentage

Season (6 or more wins): 1.000, Sam Perez, 2016; Bryan Young, 2015; Ken Watkins, 1969; Jody Payne, 1978; Kirby Cannon, 1980; Dan Harwell, 1983; Tim Clubb, 2008
Career: .909, Sam Perez, 2013-16; Greg Reed, 1987-88

Shutouts

Season: 3, Ken Watkins, 1969; Steve Dunn, 1979; Greg Reed, 1988; Craig Sands, 1990; Paul Marsala, 2004
Career: 4, Ken Watkins, 1967-70

Saves

Season: 16, Bryan Young, 2015
Career: 35, Bryan Young, 2014-17

Team Batting

Games Played

Season: 66, 2003

At-Bats

Game: 64, 5/1/88 vs. ORU
Season: 2,260, 2002

Runs

Game: 37, 3/7/88 vs. Benedictine
Season: 607, 1999

Hits

Game: 34, 3/7/88 vs. Benedictine; 3/21/89 vs. UMBC
Season: 720, 2002

Doubles

Game: 10, 3/11/95 vs. Truman
Season: 149, 2002

Triples

Game: 6, 4/8/66 vs. Missouri S&T
Season: 36, 2001

Home Runs

Game: 12, 4/20/99 vs. Pittsburg State
Season: 144, 1999

Runs Batted-In

Game: 36, 3/7/88 vs. Benedictine
Season: 561, 1999

Batting Average

Season: .373, 1981

Total Bases

Game: 72, 4/20/99 vs. Pittsburg State
Season: 1,275, 1999

Extra-Base Hits

Game: 19, 4/20/99 vs. Pittsburg State
Season: 270, 1999

Slugging Average

Season: .626, 1999

Game-Winning RBI

Season: 45, 1986

Hit By Pitch

Game: 9, 2/22/08 vs. DBU; 5/11/08 vs. Middle Tennessee
Season: 80, 2004

Walks

Game: 18, 4/5/16 vs. Saint Louis
Season: 351, 2017

Strikeouts

Game: 26, 2/26/10 at UTA
Season: 516, 2017

Fewest Strikeouts

Season: 116, 1981

Sacrifice Hits

Game: 6, 4/25/81 vs. UMSL
Season: 54, 2015

Sacrifice Flies

Game: 5, 5/19/02 vs. Indiana State; 4/3/07 vs. SEMO
Season: 44, 2002

Stolen Bases

Game: 10, 3/18/85 vs. North Texas; 4/15/86 vs. Evangel
Season: 118, 1986

Team Fielding

Putouts

Game: 48, 5/1/88 vs. ORU; 4/6/04 vs. Arkansas
Season: 1,703, 2003

Assists

Game: 25, 5/1/88 vs. ORU
Season: 686, 1997

Errors

Game: 11, 3/14/64 vs. Arkansas State
Season: 134, 1984

Fewest Errors

Season: 37, 1968

Total Chances

Game: 74, 5/1/88 vs. ORU
Season: 2,456, 2002

Double Plays

Game: 5, 3/15/85 vs. Missouri Western
Season: 66, 1986

Fielding Average

Season: .976, 2015

Team Pitching

Complete Games

Season: 34, 1986

Innings Pitched

Game: 16, 5/1/88 vs. ORU; 4/6/04 vs. Arkansas
Season: 567.2, 2003

Walks

Game: 17, 5/25/97 vs. Rice
Season: 317, 1992

Strikeouts

Game: 19, 3/23/67 vs. Oklahoma Christian
Season: 560, 2017

Shutouts

Season: 11, 2012

Saves

Season: 18, 2015 and 2011

Earned Run Average

Season: 2.57, 2012

MISSOURI STATE BASEBALL

Games 11-13 | MISSOURI STATE BEARS (3-7) at ARKANSAS STATE RED WOLVES (8-5) | March 8-10, 2019 | Jonesboro, Ark. | Tomlinson Stadium (1,200) | KBFL 1060 AM/96.9 FM

MISSOURI STATE SINGLE-SEASON RECORDS

Hitting

Games		At Bats		Runs	
Dan'te Brinkley (03)	66	Dan'te Brinkley (03)	278	Matt Cepicky (99)	90
Brooks Colvin (03)	66	Brooks Colvin (03)	267	Matt Gardner (99)	82
Shaun Marcum (03)	66	Matt Gardner (02)	256	Micah Holst (99)	75
Adam Pummill (03)	66	Greg Mathis (02)	251	Jason Hart (98)	71
Rick Wilson (03)	66	Dave Slemmer (95)	251	Jake Burger (17)	69
Greg Mathis (03)	65	Matt Gardner (01)	250	Bill Mueller (91)	69
Tony Piazza (03)	64	Dan'te Brinkley (02)	249	Dan'te Brinkley (03)	68
Matt Gardner (02)	64	Joey Hawkins (15)	248	Ryan Howard (99)	68
Greg Mathis (02)	64	Helms (12)-Voit (12)	248	Jeremy Eierman (17)	67
Tony Piazza (02)	64	Mathis (03)-Medrano (12)	248	Steve Meyer (86)	67

Hits		Singles		Doubles	
Dan'e Brinkley (03)	96	Bill Mueller (91)	76	Steve Meyer (86)	26
Steve Hacker (95)	96	Ben Woodbury (08)	71	Spiker Helms (12)	23
Dave Slemmer (95)	96	Dan'e Brinkley (03)	67	Brandon Jackson (98)	23
Micah Holst (99)	94	Micah Holst (99)	63	Jake Burger (15)	22
Ben Woodbury (08)	92	Kevin Medrano (12)	62	Matt Gardner (02)	22
Matt Cepicky (99)	92	Kevin Medrano (10)	62	Chad Lakin (92)	22
Jason Hart (98)	92	Adam Pummill (03)	62	Lakin (93)-Drake (08)	21
Jason Hart (97)	91	Brooks Colvin (03)	61	Johnson (88)-Brewer (91)	21
Brandon Jackson (98)	89	Matt Gardner (99)	60	Howard Bell (86)	21
Kevin Medrano (10)	86	Six players tied with	59	Kneeshaw (95)-Mantle (08)	20
Mueller (91)-Brinkley (02)	86			Mahaffey (87)-Hart (96)	20

Triples		Home Runs		Runs Batted-In	
Dan'e Brinkley (01)	12	Steve Hacker (95)	37	Matt Cepicky (99)	100
Aaron Conway (09)	8	Matt Cepicky (99)	30	Steve Hacker (95)	95
Evan Pratte (90)	8	Jason Hart (98)	28	Jason Hart (98)	91
Mark Garrett (81)	8	Jon Hale (99)	25	Steve Meyer (86)	83
Bobby Narron (80)	8	Spencer Johnson (16)	24	Matt Brewer (91)	75
Hunter Steinmetz (16)	7	Jeremy Eierman (17)	23	Jake Burger (16)	72
Greg Mathis (01)	7	Nick Kays (99)	23	Spencer Johnson (16)	70
Brad Kennedy (96)	7	Jake Burger (17)	22	Brian Mahaffey (88)	69
Greg Brewer (86)	7	Jake Burger (16)	21	Jeremy Eierman (17)	68
J.D. Warner (83)	7	Brian Mahaffey (88)	21	Jon Hale (99)	68

Game-Winning RBI		Batting Average		On-Base Percentage	
Steve Hacker (95)	13	J. D. Warner (83)	.442	Danny Isenminger (83)	.563
Steve Meyer (86)	13	Bob Blakley (74)	.440	Jim Nichols (65)	.561
Chris Playter (09)	11	Jim Nichols (65)	.438	Rich Clarkston (85)	.535
Jake Burger (17)	10	Terry Repp (81)	.432	Doug Bagby (83)	.509
Matt Brewer (89, 91)	10	Rick Clarkston (85)	.427	Cal Armstrong (73)	.506
Bax (84)-Bailey (82)	10	Jason Hart (98)	.416	Mark Garrett (81)	.503
Brian Mahaffey (87)	9	Steve Meyer (86)	.416	Matt Cepicky (99)	.500
Brent Seifert (12)-Matheny (15)	8	Mark Garrett (81)	.416	John Knott (92)	.500
Pratte (91)-Cepicky (99)	8	Brayden Drake (09)	.414	Keith Champion (81)	.495
Dave (81)-Bartlett (90)	8	Matt Cepicky (99)	.414	Rick Clarkston (84)	.493

Extra-Base Hits		Total Bases		Slugging Average	
Steve Hacker (95)	55	Steve Hacker (95)	225	Steve Hacker (95)	.957
Steve Meyer (86)	48	Matt Cepicky (99)	193	Mark Menemeier (77)	.896
Jason Hart (98)	43	Jason Hart (98)	191	Matt Cepicky (99)	.869
Spencer Johnson (16)	41	Steve Meyer (86)	173	Jason Hart (98)	.864
Matt Cepicky (99)	40	Jason Hart (97)	168	Steve Meyer (86)	.859
Jeremy Eierman (17)	39	Dave Slemmer (95)	165	Bob Blakley (74)	.820
Lance Burkhardt (96)	38	Jeremy Eierman (17)	164	Jon Hale (99)	.779
Matt Cepicky (98)	37	Jake Burger (16)	162	Ken Brown (66)	.760
Jason Hart (97)	37	Jake Burger (17)	160	Jim Nichols (65)	.750
Dave Slemmer (95)	37	Hale (99)-Cepicky (98)	159	Matt Cepicky (98)	.729

Walks		Strikeouts		Hit By Pitch	
Dylan Becker (15)	55	Ryan Howard (01)	74	Jeremy Isenhower (02)	23
Bill Mueller (91)	52	Tony Piazza (02)	69	Ben Carlson (09)	22
Spencer Johnson (16)	46	Nick Kays (99)	68	Jud Kindle (04)	20
Spencer Johnson (15)	46	Jeremy Eierman (16)	67	Matt Brown (18)	19
John Privitera (18)	45	Tony Piazza (03)	66	Tate Matheny (15)	18
Spiker Helms (12)	44	Matt Brown (18)	62	Ben Carlson (08)	16
Brad Kennedy (95)	44	Jeremy Eierman (17)	61	Jeremy Eierman (17)	12
Burger (17)-Paulsen (15)	43	Hunter Steinmetz (17)	59	Brayden Drake (09)	12
Helms (11)-Keane (08)	42	Dan'te Brinkley (03)	58	John Knott (92)	12
Fister (90)-Guttin (76)	42	Spencer Johnson (15)	57	Nine players tied with	11

Stolen Bases		Sacrifice Hits		Sacrifice Flies	
Greg Brewer (86)	30	Joey Hawkins (15)	29	Brooks Colvin (03)	9
Mike Ruble (88)	29	Joey Hawkins (14)	19	Greg Mathis (02)	8
Dant'e Brinkley (02)	25	Eric Cheray (12)	14	Dylan Becker (15)	7
John Wahlig (87)	25	Joey Hawkins (13)	13	Justin Paulsen (15)	7
Aaron Conway (10)	24	John Knott (92)	12	Brent Bartlett (90)	7
Dant'e Brinkley (03)	24	Toby Gardenhire (04)	11	Evan Pratte (90)	7
Bill Mueller (92)	23	Travis McComack (13)	10	Spencer Johnson (16)	6
Larry Doss (86)	22	Kevin Medrano (09)	10	Medrano (11)-Voit (12)	6
Jeremy Eierman (18)	20	Ben Woodbury (08)	9	Piazza (02)-McComack (11)	6
Matt Lawson (06)	20	Kneeshaw (96)-Marcum (02)	9	Colvin (02)-Isenhower (02)	6
Bill Goedde (86)	20	Kasper (75)-Royle (78)	9	Bartlett (89)-Collier (99)	6
				Winston (75)-Kelly (88)	6

Pitching

Games		Games Started	
Jake Fromson (17)	37	Doug Still (17)	17
Sam Perez (16)	36	Matt Hall (15)	17
Connor Sechler (18)	32	Cody Schumacher (12)	17
Zach Merciez (15)	31	Dylan Coleman (18)	16
Bryan Young (15)	30	Dylan Coleman (17)	16
Sam Perez (15)	27	Jordan Knutson (16)	16
Tyler Burgess (12)-Young (15)	26	Nick Petree (12)	16
Scott Geitz (95)	26	Chad Mulholland (03)	16
Five tied with	25	Brad Ziegler (03)	16
		Nine tied with	15

Complete Games		Innings Pitched	
Brian Wisser (86)	10	Matt Hall (15)	125.0
Stacey Burkley (86)	8	Chad Mulholland (03)	119.2
Kirby Cannon (79)	8	Nick Petree (12)	115.1
Dick Jones (71)	8	Derek Drage (04)	112.1
Mark Lopinot (70)	8	Brad Ziegler (03)	106.2
Ken Watkins (69)	8	Tim Clubb (08)	103.2
Jim Gibbs (86, 87)	7	Doug Still (17)	103.0
Tom Fulkerson (84)	7	Jon Harris (15)	103.0
Rick Brandell (82)	7	Dylan Coleman (18)	102.2
Newell (66)-Watkins (70)	7	Brian Wisser (86)	102.2

Hits Allowed		Runs Allowed	
Brad Ziegler (03)	115	Jarrod Mays (96)	71
Jarrod Mays (96)	113	Jim Gibbs (87)	71
Pat Doyle (10)	112	Tim Clubb (09)	70
Derek Drage (04)	107	Scott Geitz (98)	70
Paul Crain (91)	107	Pat Doyle (10)	66
Brian Wisser (86)	104	Mike Kickham (10)	66
Mike Kickham (10)	101	Bryan Buschhorn (97)	64
Chad Mulholland (03)	101	Mike Whitley (93)	64
Blake Barber (11)	100	Brett Sinkbeil (05)	63
Jim Gibbs (87)	100	Brad Ziegler (03)	60

Earned Runs Allowed		Earned Run Average	
Scott Geitz (98)	63	Dick Jones (71)	0.59
Jarrold Mays (96)	60	Nick Petree (12)	1.01
Mike Whitley (93)	58	Ken Watkins (69)	1.60
Mike Kickham (10)	56	Craig Sands (90)	1.60
Bryan Buschhorn (97)	54	Nick Petree (13)	1.61
Dylan Coleman (17)	53	David Oatman (74)	1.69
Jim Gibbs (87)	51	Wes Rhea (64)	1.70
Tim Clubb (09)	50	Jan Schmidt (72)	1.80
Brad Ziegler (03)	50	Dale Bowling (89)	1.88
Paul Crain (91)	48	Mike Hill (76)	1.97

Walks		Strikeouts	
Dirk Lindauer (91)	75	Matt Hall (15)	171
Mike Whitley (93)	68	Dylan Coleman (18)	129
Dylan Coleman (18)	59	Pierce Johnson (12)	119
Bart Evans (92)	58	Chad Mulholland (03)	117
John Hardin (00)	54	Jon Harris (15)	116
Bryan Buschhorn (97)	52	Nick Petree (12)	114
John Hardin (99)	52	Sam Perez (16)	112
Mike Whitley (92)	52	Nick Petree (13)	111
Mike Godfrey (86)	51	Ross Detwiler (07)	110
Dylan Coleman (17)	50	Jarrold Mays (95)	107

Victories		Losses	
Matt Hall (15)	12	Pat Doyle (10)	9
Brad Ziegler (03)	12	Mike Kickham (10)	9
Clubb (08)-Baumann (09)	11	Brett Sinkbeil (05)	9
Dylain Coleman (18)	10	Derek Drage (04)	7
Petree (12)-Mulholland (03)	10	Brad Ziegler (00)	7
Mays (95)-Wisser (86)	10	Jarrold Mays (96)	7
Petree (11)-Perez (15)	9	Jim Freie (84)	7
Garola (97)-Ziegler (01)	9	Gary Wilson (64)	7
Gibbs (87)-Lindauer (91)	9	Seven players tied with	6
Watkins (69)-Anderson (80)	9		

Winning Percentage		Shutouts	
Sam Perez (16)	1.000	Paul Marsala (04)	3
Bryan Young (15)	1.000	Craig Sands (90)	3
Tim Clubb (08)	1.000	Greg Reed (88)	3
Chann Whiteside (90)	1.000	Steve Dunn (79)	3
Danny Harwell (83)	1.000	Ken Watkins (69)	3
Kirby Cannon (80)	1.000	12 players tied with	2
Jody Payne (78)	1.000		
Ken Watkins (69)	1.000		
Buddy Baumann (09)	.917		
Jarrold Mays (95)	.909		
Sam Perez (15)	.900		
Steve Anderson (80)	.900		

Fielding

Putouts	
Justin Paulsen (15)	545
Jason Hart (97)	543
Justin Paulsen (17)	536
Jason Hart (96)	531
Justin Paulsen (16)	507
Ryan Howard (00)	504
Tim Rafferty (06)	503
Tony Piazza (03)	500
Luke Voit (12)	499
Steve Hacker (95)	497

Assists	
Joey Hawkins (15)	192
Joey Hawkins (14)	185
Evan Pratte (91)	184
Pat Kelly (88)	179
Jeremy Eierman (17)	178
Dan Firlit (00)	178
Brad Kennedy (96)	175
Chris Curry (97)	170
Travis McComack (13)	168
Dan Firlit (99)	166

Errors	
Brooks Colvin (01)	30
Dan Firlit (99)	27
Mike Collier (00)	24
Dan Firlit (00)	24
Lance Burkhart (96)	24
Matt Gardner (01)	23
Brad Kennedy (96)	23
Rick Clarkston (84)	22
Five players tied with	21

Total Chances	
Jason Hart (97)	601
Justin Paulsen (17)	579
Jason Hart (96)	578
Justin Paulsen (15)	572
Luke Voit (12)	561
Ben Margalski (01)	557
Tony Piazza (02)	553
Ryan Howard (00)	553
Justin Paulsen (16)	550
Tony Piazza (03)	547

Double Plays	
Ryan Howard (99)	60
Steve Meyer (86)	58
Jason Hart (97)	53
Jim Calhoun (90)	52
Dan Firlit (99)	51
Ryan Howard (00)	48
Jason Hart (98)	48
Steve Hacker (95)	48
Matt Lawson (07)	47
Two players tied with	46

Fielding Average	
Aaron Conway (10)	1.000
Kyle Paul (07)	1.000
Dant'e Brinkley (02)	1.000
Micah Holst (99)	1.000
Chad Lakin (92)	1.000
Shawn Padgett (91)	1.000
Corby Fister (89)	1.000
Cory Krueger (89)	1.000
Jim Anderson (70)	1.000
Bill Helfrecht (68)	1.000

Saves	
Bryan Young (15)	16
Dan Kickham (11)	13
Shaun Marcum (03)	13
Bryan Young (16)	11
Tyler Burgess (12)	11
Chris Krawczyk (06)	9
Connor Sechler (18)	8
Bryan Young (17)	8
Matt Frevert (08)	8
Grant Gordon (10)	7

Statistical Minimums: Batting Average, Slugging Average and On Base Percentage based on minimum of one time at bat for each game played by team; Fielding Average based on minimum of 50 total chances; Earned Run Average based on minimum of one inning pitched per game played by team; Winning Percentage based on a minimum of six decisions.

MISSOURI STATE BASEBALL

Games 11-13 | MISSOURI STATE BEARS (3-7) at ARKANSAS STATE RED WOLVES (8-5) | March 8-10, 2019 | Jonesboro, Ark. | Tomlinson Stadium (1,200) | KBFL 1060 AM/96.9 FM

MISSOURI STATE CAREER RECORDS

Hitting

Games		At Bats		Runs	
Matt Gardner (99-02)	236	Matt Gardner (99-02)	972	Matt Gardner (99-02)	243
Greg Mathis (00-03)	232	Kevin Medrano (09-12)	895	Bill Mueller (90-93)	234
Chris Curry (95-98)	227	Greg Mathis (00-03)	873	Micah Holst (96-99)	217
Brooks Colvin (01-04)	224	Micah Holst (96-99)	865	Dan'te Brinkley (00-03)	188
Micah Holst (96-99)	223	Chris Curry (95-98)	843	Chris Curry (95-98)	188
Evan Pratte (88-91)	220	Brayden Drake (06-09)	817	Jason Hart (96-98)	183
Kevin Medrano (09-12)	217	Dan'te Brinkley (00-03)	813	Mark Garrett (79-82)	180
Dylan Becker (12-15)	216	Brooks Colvin (01-04)	806	Evan Pratte (88-91)	176
Bill Mueller (90-93)	216	Luke Voit (10-13)	776	Kevin Medrano (09-12)	170
Dan'te Brinkley (00-03)	215	Evan Pratte (88-91)	773	Matt Cepicky (97-99)	170

Hits	Singles	Doubles			
Matt Gardner (99-02)	316	Kevin Medrano (09-12)	241	Brayden Drake (06-09)	67
Kevin Medrano (09-12)	310	Bill Mueller (90-93)	222	Matt Gardner (99-02)	62
Bill Mueller (90-93)	289	Matt Gardner (99-02)	213	Chad Lakin (90-93)	59
Micah Holst (96-99)	284	Micah Holst (96-99)	200	Chris Curry (95-98)	57
Dant'e Brinkley (00-03)	279	Dant'e Brinkley (00-03)	190	Kevin Medrano (09-12)	54
Brayden Drake (06-09)	268	Evan Pratte (88-91)	190	Dant'e Brinkley (00-03)	54
Chris Curry (95-98)	266	Brooks Colvin (01-04)	188	Jason Hart (96-98)	52
Jason Hart (96-98)	263	Greg Mathis (00-03)	179	Steve Hacker (93-95)	50
Greg Mathis (00-03)	262	Chris Curry (95-98)	168	Spencer Johnson (13-16)	49
Evan Pratte (88-91)	259	Brayden Drake (06-09)	167	Brian Mahaffey (85-88)	49

Triples		Home Runs		Runs Batted-In	
Mark Garrett (79-82)	20	Jason Hart (96-98)	63	Jason Hart (96-98)	203
Dant'e Brinkley (00-03)	19	Nick Kays (97-00)	60	Nick Kays (97-00)	192
Aaron Conway (08-11)	16	Steve Hacker (93-95)	59	Steve Hacker (93-95)	184
Evan Pratte (88-91)	15	Matt Cepicky (97-99)	51	Ryan Howard (99-01)	183
Greg Mathis (00-03)	13	Ryan Howard (99-01)	50	Matt Cepicky (97-99)	183
Micah Holst (96-99)	13	Jake Burger (15-17)	47	Matt Gardner (99-02)	182
Jeremy Isenhower (01-02)	12	Jeremy Eierman (16-18)	42	Jake Burger (15-17)	179
Bill Mueller (90-93)	12	Brian Mahaffey (85-88)	42	Brayden Drake (06-09)	176
J.D. Warner (82-83)	12	Ben Carlson (07-09)	38	Micah Holst (96-99)	175
Blakley (74-77)-Snider (76-79)	12	Chris Curry (95-98)	37	Brian Mahaffey (85-88)	175

Game-Winning RBI		Batting Average		On-Base Percentage	
Steve Hacker (93-95)	23	J.D. Warner (82-83)	426	Rick Clarkston (83-84)	493
Matt Brewer (89-91)	22	Danny Iseminger (83-84)	406	Danny Iseminger (83-84)	492
Matt Gardner (99-02)	19	Rick Clarkston (84-85)	405	Jeff Kaiser (87-88)	489
Luke Voit (10-13)	18	Jeff Kaiser (87-88)	402	Corby Fister (89-90)	483
Matt Cepicky (97-99)	18	Rick Hardesty (82-83)	384	Bill Mueller (90-93)	481
Evan Pratte (88-91)	18	Larry Doss (86-87)	380	J.D. Warner (82-83)	469
Jake Burger (15-17)	17	Matt Cepicky (97-99)	378	Dave Herbert (80-83)	467
Chris Playter (05-09)	17	Jason Hart (96-98)	377	Larry Goessling (77-78)	466
Jason Hart (96-98)	17	Jason Goessling (77-78)	377	Doug Bagby (72-73)	462
Brian Mahaffey (85-88)	17	Bill Mueller (90-93)	376	Terry Burke (79-80)	460

Extra-Base Hits	Total Bases	Slugging Average	
Jason Hart (96-98)	116	Jason Hart (96-98)	.725
Steve Hacker (93-95)	110	Steve Hacker (93-95)	.708
Matt Gardner (99-02)	103	Matt Cepicky (97-99)	.706
Nick Kays (97-00)	102	Brian Mahaffey (85-87)	.688
Brayden Drake (06-09)	101	Ryan Howard (99-01)	.662
Jake Burger (15-17)	100	Mark Menemeier (77-78)	.662
Chris Curry (95-98)	98	Larry Goessling (77-78)	.660
Matt Cepicky (97-99)	97	Lance Burkhardt (96-97)	.655
Jeremy Eierman (16-18)	95	Bob Blakley (74-77)	.653
Brian Mahaffey (85-88)	95	Brad Kennedy (95-96)	.647

Walks	Strikeouts	Hit By Pitch			
Bill Mueller (90-93)	154	Nick Kays (97-00)	207	Ben Carlson (07-09)	41
Spencer Johnson (13-16)	133	Spencer Johnson (13-16)	179	Matt Gardner (99-02)	33
Eric Cheray (12-15)	129	Ryan Howard (99-01)	176	Micah Holst (96-99)	33
Dylan Becker (12-15)	124	Greg Mathis (00-03)	176	Aaron Conway (08-11)	31
Justin Paulsen (15-17)	118	Jeremy Eierman (16-18)	175	Jeremy Isenhower (01-02)	30
Travis McComack (09-13)	116	Dan't'e Brinkley (00-03)	172	Tate Matheny (13-15)	29
Hunter Steinmetz (16-18)	115	Matt Gardner (99-02)	156	Brayden Drake (06-09)	28
J.J. Scerba (92-96)	104	Aaron Conway (08-11)	150	Matt Brown (17-18)	25
Nolan Keane (05-08)	102	Jeff Sauer (92-95)	145	Burger (15-17)-Kneeshaw (92-96)	24
Chris Curry (95-98)	98	Travis McComack (09-13)	142	J.J. Scerba (92-96)	24

Stolen Bases		Sacrifice Hits		Sacrifice Flies	
Dan'te Brinkley (00-03)	69	Joey Hawkins (12-15)	62	Brooks Colvin (01-04)	17
Aaron Conway (08-11)	69	Kevin Medrano (09-12)	28	Greg Mathis (00-03)	16
Bill Mueller (90-93)	65	Eric Cheray (12-15)	25	Justin Paulsen (15-17)	15
Mark Garrett (79-82)	54	Travis McComack (09-13)	20	Evan Pratte (88-91)	14
Micah Holst (96-99)	52	Brooks Colvin (01-04)	20	Luke Voit (10-13)	13
Mike Ruble (84-88)	52	Dan Kneeshaw (92-96)	19	Dan'te Brinkley (00-03)	13
Bobby Narron (77-80)	49	Bill Mueller (90-93)	18	Brent Bartlett (89-90)	13
Jeremy Eierman (16-18)	44	Evan Pratte (88-91)	18	Matt Gardner (39-02)	12
Jeff Sauer (92-94)	44	Aaron Conway (08-11)	17	John Knott (92)	12
Greg Mathis (00-03)	43	Mike Royle (77-80)	17		

Statistical Minimums: Batting Average, Slugging Average and On Base Percentage based on minimum of 150 at bats in career; Fielding Average based on minimum of 150 total chances; Earned Run Average based on a minimum of 75.0 IP; Winning Percentage based on a minimum of 10 victories.

Pitching

Games		Games Started		Putouts	
Bryan Young (14-17)	88	Brad Ziegler (00-03)	49	Justin Paulsen (15-17)	1588
Scott Geitz (95-98)	87	Jordan Knutson (14-17)	46	Jason Hart (96-98)	1515
Zach Merciez (12-15)	84	John Hardin (96-00)	46	Luke Voit (10-13)	1453
Grant Gordon (10-13)	82	Dylan Coleman (16-18)	46	Ryan Howard (99-01)	1409
Sam Perez (13-16)	80	Aaron Meade (08-10)	41	Tim Rafferty (02-06)	1275
Jake Fromson (16-18)	79	Nick Petree (11-13)	41	Ron Snider (76-79)	1167
Pat Doyle (07-10)	73	Brett Sinkbeil (04-06)	40	J.J. Scerba (92-96)	1006
Chris Krawczyk (03-06)	70	Jon Harris (13-15)	39	Steve Hacker (93-95)	1001
Jordan Knutson (14-17)	68	Jeff Gray (01-04)	39	Tony Piazza (02-03)	979
Brad Ziegler (00-03)	66	Kirby Cannon (77-80)	39	Ben Margalski (00-01)	847

Complete Games		Innings Pitched		Assists	
Brad Ziegler (00-03)	18	Brad Ziegler (00-03)	365.0	Chris Currey (95-98)	656
Ken Watkins (67-70)	18	Nick Petree (11-13)	311.2	Evan Pratt (88-91)	580
Kirby Cannon (77-80)	16	Jordan Knutson (14-17)	281.0	Travis McComack (09-13)	576
Dale Bowering (85-89)	15	Jeff Gray (01-04)	279.2	Kevin Medrano (09-12)	568
Wade Palmer (73-76)	15	Tim Clubb (07-09)	278.0	Joe Hawkins (12-15)	521
Gary Wilson (64-67)	15	Dylan Coleman (16-18)	274.1	Bill Mueller (90-93)	517
Jim Gibbs (85-87)	14	John Hardin (96-00)	266.0	Brooks Colvin (01-04)	479
Mark Lopinot (70-71)	14	Jon Harris (13-15)	259.1	Eric Cheray (12-15)	473
Dick Jones (69-72)	14	Scott Geitz (95-98)	258.2	Matt Gardner (99-02)	472
Wisser (85-86)-Crain (89-91)	13	Matt Hall (13-15)	244.0	Jeremy Eierman (16-pr.)	469

Hits Allowed	Runs Allowed	Errors			
Brad Ziegler (00-03)	371	John Hardin (96-00)	207	Brooks Colvin (01-04)	73
Jeff Gray (01-04)	297	Brad Ziegler (00-03)	205	Matt Gardner (99-02)	67
Jordan Knutson (14-17)	289	Bryan Buschhorn (96-99)	184	Brayden Drake (06-09)	65
Scott Geitz (95-98)	281	Scott Geitz (95-98)	183	Chris Curry (95-98)	56
Tim Clubb (07-09)	277	Jeff Gray (01-04)	175	Mike Royle (77-80)	55
John Hardin (96-00)	276	Pat Doyle (07-10)	157	Bill Mueller (90-93)	54
Jarrod Mays (94-96)	266	Ben Walker (94-98)	154	Evann Pratte (88-91)	54
Bryan Buschhorn (96-99)	259	Mike Whitley (92-95)	154	Dan Firiti (99-00)	51
Nick Petree (11-13)	250	Jordan Knutson (14-17)	153	Billy Bunton (80-83)	51
Pat Doyle (07-10)	243	Tim Clubb (07-09)	150	Thomas (78-81)-McComack (09-13)	50

Earned Runs Allowed	Earned Run Average	Total Chances	
John Hardin (96-00)	169	Justin Paulsen (15-17)	1703
Bryan Buschhorn (96-99)	154	Jason Hart (96-98)	1645
Scott Geitz (96-98)	148	Luke Voit (10-13)	1637
Brad Ziegler (00-03)	147	Ryan Howard (99-01)	1546
Dylan Coleman (16-18)	136	Tim Rafferty (02-06)	1367
Jordan Knutson (14-17)	136	Ron Snider (76-79)	1253
Jeff Gray (01-04)	133	Chris Curry (95-98)	1187
Mike Whitley (92-95)	128	J.J. Scerba (92-96)	1155
Dustin Tignor (96-00)	122	Tony Piazza (02-03)	1100
Jarrod Mays (94-96)	121	Steve Hacker (93-95)	1074

Walks		Strikeouts		Double Plays	
Mike Whitley (92-95)	206	Brad Ziegler (00-03)	330	Ryan Howard (99-01)	151
John Hardin (96-00)	191	Dylan Coleman (16-18)	317	Jason Hart (96-98)	147
Dylan Coleman (16-18)	158	Nick Petree (11-13)	306	Chris Curry (95-98)	141
Dave Dickensheet (79-82)	139	Matt Hall (13-15)	275	Justin Paulsen (15-17)	122
Steve Anderson (78-81)	128	Brett Sinkbeil (04-06)	256	Evan Pratte (88-91)	121
Scott Geitz (95-98)	125	Jordan Knutson (14-17)	247	Kevin Medrano (09-12)	113
Bryan Buschhorn (96-99)	121	Jarrod Mays (94-96)	247	Travis McComack (09-13)	111
Darren Garrison (86-89)	119	Ross Detwiler (05-07)	244	Matt Gardner (99-02)	107
Kirby Cannon (77-80)	115	Jon Harris (13-15)	243	Tim Rafferty (02-06)	105
Dirk Lindauer (90-91)	113	Pierce Johnson (10-12)	227	Ron Snider (76-79)	95

Victories	Losses	Fielding Average
Brad Ziegler (00-03)	32	Steve Seal (69-70) .992
Nick Petree (11-13)	27	Ben Whetstone (17-pr.) .991
Kirby Cannon (77-80)	25	Tate Matheny (13-15) .991
Dylan Coleman (16-18)	24	Kyle Paul (07-08) .991
Gray (01-04)-Dickensheet (79-82)	23	Doug Bagby (72-73) .991
Knutson (14-17)-Clubb (07-09)	21	Piazza (02-03)-Reinsch (82-83) .990
Geitz (95-98)-Watkins (67-70)	21	Landan Ruff (15-18) .990
Sam Perez (13-16)	20	Hacker (93-95)-Goessling (77-78) .989
Garrison (86-89)-Mays (94-96)	20	Fultz (14-16)-Castro (15-16) .988
Palmer (73-76)-Anderson (78-81)	20	Ron Snider (76-79) .988

Winning Percentage		Shutouts		Saves	
Sam Perez (13-16)	.909	Ken Watkins (67-70)	5	Bryan Young (14-17)	35
Greg Reed (87-88)	.909	Brett Sinkbeil (04-06)	3	Shaun Marcum (02-03)	18
Darren Garrison (86-88)	.870	Brad Ziegler (00-03)	3	Matt Frevert (06-08)	15
Mike Hill (75-76)	.846	Paul Marsala (03-04)	3	Tyler Burgess (12-14)	14
Ken Watkins (67-70)	.840	Craig Sands (90-91)	3	Bob Zimmermann (01-03)	13
Paul Crain (89-90)	.813	John Rheinecker (00-01)	3	Grant Gordon (10-13)	12
Nick Petree (11-13)	.794	Greg Reed (87-88)	3	Dan Kichham (11)	11
Cody Schumacher (12-14)	.789	Dave Dickensheet (79-82)	3	Chris Krawczyk (03-06)	11
Kirby Cannon (77-80)	.781	Dunn (77-79)-Palmer (73-76)	3	Matt Gilmer (94-97)	11
Scott Geitz (95-98)	.778	Hill (75-76)-Lopinot (70-71)	3	Connor Sechler (18-pr.)	9
Anderson (78-81)-Prince (82-85)	.769	Jones (69-72)-Wilson (64-67)	3		

Fielding

Putouts	
Justin Paulsen (15-17)	1588
Jason Hart (96-98)	1515
Luke Voit (10-13)	1453
Ryan Howard (99-01)	1409
Tim Rafferty (02-06)	1275
Ron Snider (76-79)	1167
J.J. Scerba (92-96)	1006
Steve Hacker (93-95)	1001
Tony Piazza (02-03)	979
Ben Margalski (00-01)	847

Assists	
Chris Curry (95-98)	656
Evan Pratte (88-91)	580
Travis McComack (09-13)	576
Kevin Medrano (09-12)	568
Joey Hawkins (12-15)	521
Bill Mueller (90-93)	517
Brooks Colvin (01-04)	479
Eric Cheray (12-15)	473
Matt Gardner (99-02)	472
Jeremy Eierman (16-pr.)	469

Errors	
Brooks Colvin (01-04)	73
Matt Gardner (99-02)	67
Brayden Drake (06-09)	65
Chris Curry (95-98)	56
Mike Royle (77-80)	55
Bill Mueller (90-93)	54
Evan Pratte (88-91)	54
Dan Firlit (99-00)	51
Billy Bunton (80-83)	51
Thomas (78-81)-McComack (09-13)	50

Total Chances	
Justin Paulsen (15-17)	1703
Jason Hart (96-98)	1645
Luke Voit (10-13)	1637
Ryan Howard (99-01)	1546
Tim Rafferty (02-06)	1367
Ron Snider (76-79)	1253
Chris Curry (95-98)	1187
J.J. Scerba (92-96)	1155
Tony Piazza (02-03)	1100
Steve Hacker (93-95)	1074

Double Plays	
Ryan Howard (99-01)	151
Jason Hart (96-98)	147
Chris Curry (95-98)	141
Justin Paulsen (15-17)	122
Evan Pratte (88-91)	121
Kevin Medrano (09-12)	113
Travis McComack (09-13)	111
Matt Gardner (99-02)	107
Tim Rafferty (02-06)	105
Ron Snider (76-79)	95

Fielding Average	
Steve Seal (69-70)	.992
Ben Whetstone (17-pr.)	.991
Tate Matheny (13-15)	.991
Kyle Paul (07-08)	.991
Doug Bagby (72-73)	.991
Piazza (02-03)-Reinsch (82-83)	.990
Landan Ruff (15-18)	.990
Hacker (93-95)-Goessling (77-78)	.989
Fultz (14-16)-Castro (15-16)	.988
Ron Snider (76-79)	.988

Saves	
Bryan Young (14-17)	35
Shaun Marcum (02-03)	18
Matt Frevert (06-08)	15
Tyler Burgess (12-14)	14
Bob Zimmermann (01-03)	13
Grant Gordon (10-13)	12
Dan Kickham (11)	11
Chris Krawczyk (03-06)	11
Matt Gilmer (94-97)	11
Connor Sechler (18-pr.)	9
Tony Floyd (87-88)	9
Dave Dickensheet (79-82)	9

MISSOURI STATE BASEBALL

Games 11-13 | MISSOURI STATE BEARS (3-7) at ARKANSAS STATE RED WOLVES (8-5) | March 8-10, 2019 | Jonesboro, Ark. | Tomlinson Stadium (1,200) | KBFL 1060 AM/96.9 FM

THE LAST TIME...

A Missouri State Hitter Had...

8 at-bats in a game	Adam Pummill vs. UNC Greensboro, 2/25/06
3 at-bats in an inning	Ryan Howard, Nick Kays (both 3-for-3) vs. Evangel, 4/21/99
4 hits in a game	Ryan Skalnik vs. Illinois State, 4/21/18
5+ hits in a game	(5) Jeremy Eierman at Arkansas, 5/17/16
5+ runs in a game	(5) Jake Burger vs. Western Illinois, 3/16/16
4 runs in a game	Hunter Steinmetz at Bradley, 4/28/18
3+ doubles in a game	(3) Justin Paulsen at Evansville, 4/29/17
2+ triples in a game	(2) Eric Cheray vs. Northern Illinois, 2/21/14
A grand slam	Javier Ramos vs. Central Arkansas, 2/27/19
A pinch hit home run	Javier Ramos vs. Central Arkansas, 2/27/19
An inside the park home run	Hunter Steinmetz vs. Western Illinois, 3/16/16
A pinch hit grand slam	Javier Ramos vs. Central Arkansas, 2/27/19
Hit for the cycle	Matt Cepicky at Indiana State, 3/29/98
A hit from each side of the plate	Drew Millas at Valparaiso, 5/5/18
A 10-15-game hit streak	(13) Ben Whetstone, 5/11/18 to 6/3/18
A 16-19-game hit streak	(19) Hunter Steinmetz, 3/5/16 to 4/2/16
A 20-24-game hit streak	(20) Aaron Meyer, 3/5/16 to 4/5/16
A 25-29-game hit streak	(29) Kevin Medrano, 3/23/10 to 5/14/10
A 30-game hit streak	(30) Brayden Drake, 4/27/08 to 3/29/09
10+ RBIs in a game	(11) John Knott vs. UNI, 5/2/92
9 RBIs in a game	Spencer Johnson vs. Kansas, 4/6/16
8 RBIs in a game	Brian Fuess vs. Bradley, 3/27/99
7 RBIs in a game	Jeremy Eierman vs. CSUN, 3/25/18
6 RBIs in a game	Blake Graham vs. Wichita State, 4/23/17
5 RBIs in a game	Jake Burger vs. Southern Illinois, 5/25/17
10+ total bases	(10) Jeremy Eierman at Saint Louis, 4/17/17
Reached safely 6 times	Joey Hawkins vs. Indiana State, 3/31/13
Hits in 5+ straight at-bats	(5) John Privitera vs. Kansas, 4/16/19
5 walks in a game	Lance Burkhart vs. Nevada, 2/14/97
4 walks in a game	Matt Brown vs. Southern Illinois, 5/12/18
4 strikeouts in a game	Joey Polak at San Diego, 2/23/19
5 strikeouts in a game	Tyler Ryun at UT Arlington, 2/26/10
Stole home	Jack Duffy vs. Central Arkansas, 2/27/19
3 stolen bases	Hunter Steinmetz vs. Western Illinois, 3/16/16
2 home runs in a game	Matt Brown vs. Indiana State, 5/25/18
3 home runs in a game	Spencer Johnson vs. Kansas, 4/6/16
Home runs in consecutive at-bats	Matt Brown vs. Indiana State, 5/25/18
Homered in 3 straight games	Jeremy Eierman, 3/3/17 to 3/5/17
Homered in 5 straight games	Brayden Drake, 5/5/09 to 5/14/09
2 hits in an inning	Ben Whetstone vs. Southern Illinois (4th), 5/12/18
Hit by 3 pitches in a game	Brayden Drake vs. Middle Tennessee, 5/11/08
Hit by 2 pitches in a game	Matt Brown at Kansas, 3/27/18
Led off the game with a home run	Hunter Steinmetz at TCU, 6/11/17
A walk-off home run	Jeremy Eierman vs. Oklahoma State, 6/2/17
A walk-off grand slam	Dylan Becker vs. Bradley, 4/20/13
A grand slam by a freshman	Javier Ramos vs. Central Arkansas, 2/27/19
Consecutive multi-HR games	Ryan Howard, 2/23/00 and 2/27/00

A Missouri State Pitcher Had...

Pitched over 9 innings	(9.1) Clay Murphy vs. DBU, 5/20/14
A complete game (9)	Doug Still at New Mexico, 4/15/17
A complete game (7)	Dylan Coleman vs. Evansville, 5/23/18
A complete game as a freshman	Ty Buckner at Bradley, 4/29/18
Consecutive complete games (9)	Pierce Johnson, 3/15/12 and 3/23/12
3 straight complete games	Paul Marsala (4), 3/27/04 to 4/17/04
Pitched 5.0-6.2 innings of relief	(5.0) Connor Sechler at DBU, 5/27/18
Pitched 7.0-8.2 innings of relief	(7.1) Sam Perez at Indiana State, 5/27/16
Pitched 9+ innings of relief	(10.0) J.C. Casey at Creighton, 5/27/11
A shutout (9)	Doug Still at New Mexico, 4/15/17
A shutout (7)	Dylan Coleman vs. Evansville, 5/23/18
A combined shutout (9)	Ty Buckner (5.2) and Jake Fromson (3.1) vs. CSUN, 3/24/18
A shutout as a freshman	Tim Clubb at Arkansas State, 3/20/07
3+ hit batsmen in a game	(3) Logan Wiley vs. Nevada, 2/15/19
2+ pickoffs in a game	(2) Tyler McAlister vs. Texas Southern, 2/18/18
10+ strikeouts in a game	(11) Logan Thomazin vs. Central Arkansas, 2/27/19
15+ strikeouts in a game	(15) Matt Hall vs. Wichita State, 5/2/15
6+ walks in a game	(8) Dylan Coleman vs. Illinois State, 4/20/18
A 15-19 inning scoreless streak	(16.1) Jake Fromson, 2/17/17 to 3/10/17
A 20+ inning scoreless streak	(22.2) Sam Perez, 5/17/16 to 5/28/16
Retired 15+ consecutive batters	(15) Austin Knight vs. Missouri, 4/25/17
Retired 20+ consecutive batters	(20) Matt Hall vs. Wichita State, 5/5/13
A two-hitter	Jordan Knutson (8.0) and Jake Fromson (1.0) vs. DBU, 4/7/17
A one-hitter	Ty Buckner at Bradley, 4/29/18

A combined one-hitter	Dylan Coleman (7.0), Jake Fromson (1.0) and Bryan Young (1.0) vs. Indiana State, 5/13/17
A no-hitter	Mike Whitley (7) vs. Southeast Missouri, 5/4/94
A combined no-hitter	Scott Buchheit, Darrell Maus, Matt Brewer, Terry Menown vs. Lincoln, 3/14/89

Missouri State...

Scored 30+ runs	(30) vs. Evangel, 4/21/99
Scored 25-29 runs	(25) vs. Southwest Baptist, 4/4/00
Scored 20-24 runs	(21) at Indiana State, 5/4/08
Scored 15-19 runs	(15) vs. Central Arkansas, 2/27/19
Scored 10+ runs in an inning	(10) 5th vs. Bradley, 4/11/17
Scored 9 runs in an inning	4th at Arkansas State, 4/15/09
Scored 8 runs in an inning	7th vs. Southern Illinois, 5/25/17
Scored 7 runs in an inning	8th vs. Central Arkansas, 2/27/19
Had 30+ hits	(32) vs. Evangel, 4/21/99
Had 25-29 hits	(26) vs. Indiana State, 5/14/98
Had 20-24 hits	(22) vs. Bradley, 5/24/12
Had 6+ doubles	(6) at Evansville, 4/10/10
Had 4+ triples	(4) vs. Illinois State, 5/20/16
Stole 6+ bases	(6) vs. Indiana State, 5/12/17
Stole 4 bases in an inning	4th vs. Evansville, 4/8/18
Was hit by 6+ pitches	(7) vs. DBU, 2/25/11
Drew three consecutive HBP	vs. DBU, 2/25/11
Had 4+ sacrifice bunts	(5) at Southern Illinois, 5/10/15
Did not strike out	at Kansas State, 3/14/15
Hit into a triple play	vs. Indiana State, 5/15/09
Hit 7+ home runs	(7) vs. Middle Tennessee, 3/15/02
Hit 6 home runs	vs. Oral Roberts, 4/4/10
Hit 5 home runs	vs. UNI, 3/26/00
Hit 4 home runs	at DBU, 5/17/18
Hit 2 grand slams in a game	vs. Arkansas State, 3/22/16
Walked 10+ times	(10) at Valparaiso, 5/4/18
Was shut out	vs. Cal State Fullerton, 2/22/19
Was shut out at home	vs. Illinois State (1-0), 5/24/17
Was shut out in consecutive games	at Texas State (0-10), 2/17/19; vs. Cal State Fullerton (0-7), 2/22/19
Shut out back-to-back opponents	at Arkansas State, 3/1/17; vs. Central Arkansas, 3/3/17
Struck out 10+ batters	(13) vs. Central Arkansas, 2/27/19
Struck out 10+ times	(12) vs. UC Irvine, 3/1/19
Was held to two or fewer hits	(2) vs. UC Irvine, 3/1/19
Hit back-to-back home runs	Matt Brown, Brooks Zimmerman at DBU, 5/17/18
Hit three straight home runs	Dan Firlit, Ryan Howard, Mike Collier vs. Arkansas Tech, 2/23/00
Turned 4+ double plays	(4) at Texas Tech, 2/19/12
Committed 6+ errors	(6) at Sam Houston State, 2/28/09
Swept a doubleheader	vs. Illinois State, 4/21/18
Lost both games of a doubleheader	vs. UC Irvine, 3/1/19

A Missouri State Opponent...

Scored 25+ runs	(25) Rice, 5/25/97
Scored 20-24 runs	(20) Georgia Tech, 2/20/10
Scored 15-19 runs	(16) Nevada, 2/15/19
Threw a complete-game one-hitter	Chris Razo, Illinois State, 4/5/13
Threw a complete-game no-hitter	Vince Serafini, Evansville, 5/13/00
Hit 3 home runs	Dylan Brown, Oklahoma State, 3/11/08
Hit 2 home runs	Trevor Larnach, Oregon State, 4/13/18
Hit back-to-back home runs	Trooper Reynolds and Chane Lynch, DBU, 4/2/15
Hit a leadoff home run	Matt Hoeg, Iowa, 3/14/18
Hit a walk-off home run	Steffan Guest, UT Arlington, 2/27/10
Hit a grand slam	Michael Gretler, Oregon State, 4/13/18
Had 4 hits in a game	Jared Kengott, Southern Illinois, 5/13/18
Had 5+ hits in a game	(5) Jared Mang, New Mexico, 4/13/17
Had 5 RBIs	Collin Braithwaite, Illinois State, 5/19/17
Had 6+ RBIs	(6) Caleb Ricketts, San Diego, 2/23/19
Had 4+ stolen bases in a game	(4) Michael Faulkner, Arkansas State, 4/4/12
Scored 10+ runs in an inning	Middle Tennessee (10 in 8th), 2/20/09
Scored 9 runs in an inning	Georgia Tech (4th), 2/20/10
Scored 8 runs in an inning	Northern Illinois (9th), 2/21/14
Scored 7 runs in an inning	Oregon State (2nd), 4/13/18
Had 25-29 hits	(25) Rice, 5/25/97
Had 20-24 hits	(23) Nebraska, 2/20/11
Threw a complete game	(9.0) Alex Hurshey, Tennessee Tech, 6/3/18
Struck out 10+ batters	(10) Mitch Janssen, Bradley, 4/28/18

MISSOURI STATE BASEBALL

Games 11-13 | MISSOURI STATE BEARS (3-7) at ARKANSAS STATE RED WOLVES (8-5) | March 8-10, 2019 | Jonesboro, Ark. | Tomlinson Stadium (1,200) | KBFL 1060 AM/96.9 FM



KEITH GUTTIN

Head Coach

37th Season
Alma mater: UMSL (1978)

One of the most successful baseball coaches in Missouri Valley Conference history, **Keith Guttin** began his MSU head coaching career in 1983, and has spent the past 36 seasons building the Bears into one of the top programs in the country. Under Guttin, the Bears have won 61 percent of their games, averaging 35 victories a year and racking up 12 different 40-win seasons.

Guttin, who entered the 2019 season fifth among active Division I head coaches in career victories, has been a part of the MSU baseball program as a player, assistant coach and head coach for 41 of the program's 55 years. He took the helm of Bears baseball at the start of the 1983 season, coinciding with the move of Missouri State athletics to Division I status. He inherited the reins of the program from its only previous head baseball coach, former Missouri State Director of Athletics Bill Rowe. Guttin ultimately helped stretch MSU's string of consecutive winning seasons to 32 in a row, easily the longest of any Missouri State athletics team. His 1,262 career wins are the most recorded by any head coach in the 111-year history of Missouri State athletics, and the Bears have finished in the top half of the conference race in all but four of his 36 seasons.

During Guttin's tenure, 125 Bears have signed professional contracts, including six first-round draft picks and 18 players who have advanced to the Major Leagues. Additionally, MSU has won 20 combined conference regular-season and tournament championships and made 11 NCAA Division I Tournament appearances, including 10 in the last 23 years.

In 2003, Guttin led the Bears to the NCAA Division I College World Series for the first time in school history, marking the only trip to Omaha by a Division I team from the state of Missouri since 1965. He has been a conference coach of the year 11 times and was selected as the American Baseball Coaches Association Division I Midwest Region Coach of the Year in both 1997 and 2003.

Guttin's pupils have produced results off the diamond as well. Missouri State baseball players have been recognized on the Valley's all-academic team 65 times since the inception of the honor in 1992. Additionally, seven Bears have garnered academic All-America honors on 12 different occasions under Guttin, including three-time selection Brian Mahaffey.

Missouri State is coming off both its third NCAA Regional appearance and MVC regular-season title in the last four seasons. In 2017, the Bears won their first 18 Valley games en route to the title, then captured their third overall NCAA Regional crown by knocking off Arkansas in the deciding game of the Fayetteville Regional. MSU saw its storybook season come to an end at the Fort Worth Super Regional, as TCU secured a fourth straight trip to Omaha with a two-game sweep of Guttin's Bears. Consensus All-America picks Jake Burger and Jeremy Eierman led a potent Bears lineup that paved the way to a 43-20 campaign, while Valley pitcher of the year Jake Fromson led a star-studded pitching staff and garnered All-America recognition of his own.

The 2015 season will go down as one of the more memorable campaigns for Guttin, who was inducted into both the Missouri Sports Hall of Fame and Springfield Area Sports Hall of Fame during the year. He also surpassed the 1,100 career victory mark early in MSU's record-setting season en route to earning his fifth MVC Coach of the Year nod. Under Guttin's guidance, the 2015 Bears set a program record with 49 victories and were ranked as high as No. 6 (*Baseball America*) in the nation while capturing the Valley's regular-season and postseason tournament titles. MSU went on to earn its ninth NCAA Division I postseason berth, sweeping the Springfield Regional at Hammons Field to advance to its second Super Regional appearance, where the Bears came up just one win shy of punching their ticket to the College World Series.

In 2001, Guttin led the Bears to their first-ever MVC regular-season championship and, in the process, dethroned perennial league powerhouse Wichita State. The Shockers had previously won outright or shared the Valley regular season crown in the previous 14 years, but the Bears posted a 22-10 record in 2001 and beat WSU by one game in the final league standings.

While the accomplishments of Guttin's teams on the field speak volumes about the success of his program, another dream came true in April 2004 when the Bears opened a sparkling 8,000-seat stadium just four blocks north of the Missouri State campus. The Bears finished the year ninth among NCAA Division I teams in attendance, playing only a portion of their home schedule at Hammons Field.

It was merely a coincidence that the crown jewel of the Missouri State baseball program came one year after the Bears exploded onto the national college baseball radar in the College World Series. But both events show the growth of college baseball in the Ozarks and the amount of community and administrative support the program had received in the last several years. With the continued support of the MSU community, Guttin has led the Bears' efforts in numerous charitable endeavors, including the program's annual Price Cutter Celebrity Golf Classic, proceeds from which have been committed to Champion Athletes of the Ozarks in each of the last 20 years. MSU's popular First Pitch and Reunion Night has also been a positive force for both the Bears and a variety of local charitable organizations. The preseason kickoff event has benefitted entities such as the Miracle League Ball Field, Care to Learn, Boys and Girls Clubs and the Wounded Warrior Project.

The Bears have finished lower than third in the league standings just nine times since Guttin took over. Guttin directed Missouri State to six straight league titles in Mid-Continent play from 1984 through 1989. He has given MSU its first four Valley postseason tournament championships in 1996, 1997, 2015 and 2018. He was voted the MVC Coach of the Year in 1993, 2001, 2003, 2008, 2015, 2017 and 2018 and was selected the American Baseball Coaches Association Division I Midwest Region Coach of the Year in 1997 and 2003.

Guttin had two notable seasons as the Missouri State second baseman, coming from Mineral Area College. He earned MIAA all-conference honorable mention in 1977 as the Bears made their first NCAA Division II tournament appearance in seven years.

A University City native, Guttin finished his undergraduate degree at the University of Missouri-St. Louis in 1978, and earned his master's degree in 1984 at Truman State. He and his wife, Marianne, have three daughters; Lauren, Lindsey and Samantha.

GUTTIN'S COACHING RECORD

Year	Team	W-L	Pct.	Conf.	Pct.
1983	Missouri State	32-11	.744	---	---
1984	Missouri State	35-22	.614	---	---
1985	Missouri State	24-16	.600	5-3	.625
1986	Missouri State	47-14	.770	11-1	.917
1987	Missouri State	38-14	.731	7-3	.700
1988	Missouri State	41-17	.707	12-0	1.000
1989	Missouri State	41-10	.804	8-2	.800
1990	Missouri State	42-15	.737	11-0	1.000
1991	Missouri State	40-22	.645	14-10	.583
1992	Missouri State	31-23	.574	10-11	.476
1993	Missouri State	32-23	.582	14-6	.700
1994	Missouri State	31-23	.574	13-7	.650
1995	Missouri State	37-21	.638	18-13	.581
1996	Missouri State	32-25	.561	18-11	.621
1997	Missouri State	35-25	.583	16-10	.625
1998	Missouri State	32-21	.604	19-13	.594
1999	Missouri State	38-19	.667	18-11	.621
2000	Missouri State	24-33	.421	15-17	.468
2001	Missouri State	36-22	.621	22-10	.688
2002	Missouri State	43-21	.672	19-13	.594
2003	Missouri State	40-26	.606	19-11	.633
2004	Missouri State	31-28	.525	19-12	.613
2005	Missouri State	26-29	.473	10-14	.417
2006	Missouri State	33-22	.600	15-8	.652
2007	Missouri State	23-34	.404	7-17	.292
2008	Missouri State	40-17	.702	18-6	.750
2009	Missouri State	34-20	.630	17-5	.773
2010	Missouri State	21-34	.382	6-15	.286
2011	Missouri State	33-23	.589	11-9	.550
2012	Missouri State	40-22	.645	13-7	.650
2013	Missouri State	31-23	.574	12-9	.571
2014	Missouri State	26-31	.456	9-12	.429
2015	Missouri State	49-12	.803	18-3	.857
2016	Missouri State	38-21	.644	7-13	.650
2017	Missouri State	43-20	.683	18-1	.947
2018	Missouri State	40-17	.702	18-3	.857
2019	Missouri State	3-7	.300	0-0	.000
Totals		1,262-783	.617	467-372	.557

GUTTIN'S MILESTONE VICTORIES

Win	Date	Result (Site)
1.....	3/5/83.....	MSU 8, Indiana State 2 (Meador Park)
100.....	3/11/86.....	MSU 7, Jacksonville 5 (Jacksonville, Fla.)
200.....	4/16/88.....	MSU 4, Eastern Illinois 2 (Charleston, Ill.)
300.....	5/13/90.....	MSU 9, Eastern Illinois 2 (Chicago, Ill.)
*395.....	5/1/93.....	MSU 9, UNI 2 (Meador Park)
400.....	5/9/93.....	MSU 7, Wichita State 6 (Meador Park)
500.....	5/17/96.....	MSU 8, Wichita State 7 (Wichita, Kan.)
600.....	4/24/99.....	MSU 13, UNI 7 (Meador Park)
700.....	5/4/02.....	MSU 5, Wichita State 1 (Wichita, Kan.)
800.....	5/11/05.....	MSU 15, Kansas 6 (Hammons Field)
900.....	5/11/08.....	MSU 7, Middle Tennessee 6 (Hammons Field)
1,000.....	3/3/12.....	MSU 3, Northwestern State 2 (Natchitoches, La.)
1,100.....	3/17/15.....	MSU 10, Little Rock 3 (Hammons Field)
1,200.....	4/18/17.....	MSU 5, Missouri 3 (Columbia, Mo.)
1,250.....	5/11/18.....	MSU 5, Southern Illinois 3 (Hammons Field)

*Surpassed Bill Rowe for the all-time MSU record for coaching victories

GUTTIN'S CAREER HIGHLIGHTS

Ten regular-season conference titles
(1986, 1988, 1989, 1990, 2001, 2003, 2009, 2015, 2017, 2018)

Ten conference tournament championships
(1984, 1985, 1986, 1987, 1988, 1989, 1996, 1997, 2015, 2018)

Eleven NCAA Regional berths
(1987, 1995, 1996, 1997, 1999, 2002, 2003, 2012, 2015, 2017, 2018)

Three NCAA Super Regional berths
(2003, 2015, 2017)

2003 College World Series berth

Mentored 29 All-Americans as head coach

Coached 120 professional signees, including 18 Major Leaguers
-Ryan Howard - 2005 NL Rookie of the Year and 2006 NL MVP
-Bill Mueller - 2003 AL Batting Champion

Coached 92 first-team all-conference selections, eight league players of the year and seven league pitchers of the year

Six-time Mid-Continent Conference Coach of the Year
(1984-89)

Seven-time Missouri Valley Conference Coach of the Year
(1993, 2001, 2003, 2008, 2015, 2017, 2018)

MISSOURI STATE BASEBALL

Games 11-13 | MISSOURI STATE BEARS (3-7) at ARKANSAS STATE RED WOLVES (8-5) | March 8-10, 2019 | Jonesboro, Ark. | Tomlinson Stadium (1,200) | KBFL 1060 AM/96.9 FM

ALPHABETICAL ROSTER

No.	Player	Yr.	Pos.	B-T	Ht.	Wt.	Hometown (Previous School)
31	Forrest Barnes	Fr.	RHP	R-R	6-0	190	Ozark, Mo. (Ozark HS)
41	Michael Briggs	Jr.	C	R-R	6-2	225	Lee's Summit, Mo. (Archbishop O'Hara HS)
36	Ty Buckner	So.	RHP	R-R	6-1	190	St. Louis, Mo. (Ladue Horton Watkins HS)
29	Peyton Carson	Fr.	LHP	L-L	6-4	195	Topeka, Kan. (Shawnee Heights HS)
7	Collin Clayton	Jr.	OF	R-R	6-1	175	Edwardsville, Ill. (Edwardsville HS/John A. Logan College)
43	Ben Cruikshank	Fr.	LHP	L-L	6-4	165	Belleville, Ill. (Belleville East HS)
23	Jack Duffy	Jr.	OF	L-R	5-10	190	Kansas City, Mo. (Staley HS)
26	Sam Faith	So.	IF	B-R	6-3	205	St. Charles, Ill. (St. Charles North HS)
17	Jordan Fitzpatrick	So.	OF/IF	L-R	6-0	190	Rogersville, Mo. (Logan-Rogersville HS)
4	Logan Geha	Jr.	C	R-R	5-11	190	Lee's Summit, Mo. (Lee's Summit West HS)
40	Zach Gibbs	So.	RHP	R-R	6-1	190	Wentzville, Mo. (Holt HS)
12	Anthony Herron, Jr.	Fr.	IF/OF	R-R	6-2	240	Chicago, Ill. (Mount Carmel HS)
8	Mason Hull	Fr.	IF	R-R	6-0	190	Effingham, Ill. (Effingham HS)
11	Hayden Juenger	Fr.	RHP	R-R	6-0	175	O'Fallon, Ill. (O'Fallon Township HS)
16	Dakota Kotowski	Fr.	OF/1B	R-R	6-5	225	Channahon, Ill. (Providence Catholic HS)
21	Jake Lochner	Sr.	LHP	L-L	6-0	200	Sullivan, Mo. (Sullivan HS)
19	Tyler McAlister	Jr.	RHP	R-R	6-5	195	Waterloo, Ill. (Waterloo HS)
24	Drew Millas	Jr.	C	B-R	6-2	205	Swansea, Ill. (Belleville East HS)
50	Alex Moore	So.	RHP	R-R	6-8	240	Mountain Grove, Mo. (Mountain Grove HS)
25	Joey Polak	So.	IF	R-R	6-3	220	Quincy, Ill. (Quincy Notre Dame HS/Jefferson College)
32	John Privitera	Jr.	IF	L-R	5-8	170	Lee's Summit, Mo. (Lee's Summit West HS)
34	Javier Ramos	Fr.	RHP/IF	R-R	6-6	205	Vian, Okla. (Vian HS)
33	Matt Russell	So.	RHP	R-R	6-2	210	Kansas City, Mo. (Staley HS)
10	Nick Schmidt	Fr.	RHP	R-R	6-4	205	Wentzville, Mo. (Holt HS)
13	Davis Schwab	Sr.	LHP	L-L	6-4	230	Overland Park, Kan. (Blue Valley West HS/Johnson County CC)
14	Connor Sechler	So.	RHP	R-R	6-3	195	Bolivar, Mo. (Bolivar HS)
18	Logan Thomazin	Fr.	RHP	R-R	6-2	200	Walnut Grove, Mo. (Walnut Grove HS)
45	Ben Whetstone	Jr.	IF	L-R	6-6	245	Overland Park, Kan. (Rockhurst HS)
35	Logan Wiley	Jr.	RHP	R-R	6-0	190	Springfield, Mo. (Kickapoo HS/Kansas State University)
27	Nate Witherspoon	Jr.	LHP	L-L	6-4	210	Eureka, Mo. (Eureka HS)
5	Tommy Woods	Fr.	OF/IF	R-R	6-4	235	Florissant, Mo. (McCluer North HS)
1	Brooks Zimmerman	Sr.	OF	R-R	6-2	210	Stillwater, Okla. (Stillwater HS/Cowley Co. CC)

Head Coach: (2) Keith Guttin

Assistant Coaches: (28) Paul Evans, (3) Matt Lawson

Volunteer Assistant Coach: (44) Corey Hassel

Director of Player Development: Joe Lincoln

Graduate Managers: Matt Fultz, Aaron Meyer, Nick Petree

Student Manager: Brady Theisen

Athletic Trainer: Jim Penkalski

ROSTER BREAKDOWN

Seniors (3): Jake Lochner, Davis Schwab, Brooks Zimmerman.

Juniors (10): Michael Briggs, Collin Clayton, Jack Duffy, Logan Geha, Tyler McAlister, Drew Millas, John Privitera, Ben Whetstone, Logan Wiley, Nate Witherspoon.

Sophomores (8): Ty Buckner, Sam Faith, Jordan Fitzpatrick, Zach Gibbs, Alex Moore, Joey Polak, Matt Russell, Connor Sechler.

Freshmen (11): Forrest Barnes, Peyton Carson, Ben Cruikshank, Anthony Herron, Jr., Mason Hull, Hayden Juenger, Dakota Kotowski, Javier Ramos, Nick Schmidt, Logan Thomazin, Tommy Woods.

Infielders (8): Sam Faith, Jordan Fitzpatrick, Anthony Herron, Jr., Mason Hull, Joey Polak, John Privitera, Javier Ramos, Ben Whetstone.

Outfielders (5): Collin Clayton, Jack Duffy, Dakota Kotowski, Tommy Woods, Brooks Zimmerman.

Catchers (3): Michael Briggs, Logan Geha, Drew Millas.

Pitchers (17): Forrest Barnes, Ty Buckner, Peyton Carson, Ben Cruikshank, Zach Gibbs, Hayden Juenger, Jake Lochner, Tyler McAlister, Alex Moore, Javier Ramos, Matt Russell, Nick Schmidt, Davis Schwab, Connor Sechler, Logan Thomazin, Logan Wiley, Nate Witherspoon.

NUMERICAL ROSTER

No.	Player	Pos.
1	Brooks Zimmerman	OF
4	Logan Geha	C
5	Tommy Woods	OF/IF
7	Collin Clayton	OF
8	Mason Hull	IF
10	Nick Schmidt	RHP
11	Hayden Juenger	RHP
12	Anthony Herron, Jr.	IF/OF
13	Davis Schwab	LHP
14	Connor Sechler	RHP
16	Dakota Kotowski	OF/1B
17	Jordan Fitzpatrick	OF/IF
18	Logan Thomazin	RHP
19	Tyler McAlister	RHP
21	Jake Lochner	LHP
23	Jack Duffy	OF
24	Drew Millas	C
25	Joey Polak	IF
26	Sam Faith	IF
27	Nate Witherspoon	LHP
29	Peyton Carson	LHP
31	Forrest Barnes	RHP
32	John Privitera	IF
33	Matt Russell	RHP
34	Javier Ramos	RHP/IF
35	Logan Wiley	RHP
36	Ty Buckner	RHP
40	Zach Gibbs	RHP
41	Michael Briggs	C
43	Ben Cruikshank	LHP
45	Ben Whetstone	IF
50	Alex Moore	RHP

Head Coach

2.....Keith Guttin

Assistant Coaches

3.....Matt Lawson

28.....Paul Evans

Volunteer Assistant Coach

44.....Corey Hassel

Director of Player Development

Joe Lincoln

Graduate Assistants

Matt Fultz

Aaron Meyer

Nick Petree

Student Manager

Brady Theisen

Athletic Trainer

Jim Penkalski

PRONUNCIATION GUIDE


Ben CruikshankCROOK • shank
 Logan GehaGEE • uh
 Keith Guttinrhymes with 'button'
 Anthony Herron, Jr.HAIR • un
 Hayden JuengerYING • ur
 Dakota Kotowskicut • OW • ski
 Jake LochnerLOCK • nur
 Joey PolakPALL • uk
 John Priviterapreye (long 'i' • vuh • TEER • uh
 Javier RamosRAH • mos
 Connor SechlerSECK • lur
 Logan ThomazinTOM • uh • zen
 Ben WhetstoneWET • stone



MISSOURI STATE BASEBALL

Games 11-13 | MISSOURI STATE BEARS (3-7) at ARKANSAS STATE RED WOLVES (8-5) | March 8-10, 2019 | Jonesboro, Ark. | Tomlinson Stadium (1,200) | KBFL 1060 AM/96.9 FM

TV/RADIO ROSTER



1 Brooks Zimmerman
OF/IF - Sr. - R/R
Stillwater, Okla.



4 Logan Gaha
C - So. - R/R
Lee's Summit, Mo.



5 Tommy Woods
OF/IF - Fr. - R/R
Florissant, Mo.



7 Collin Clayton
OF - Jr. - R/R
Edwardsville, Ill.



8 Mason Hull
IF - Fr. - R/R
Effingham, Ill.



10 Nick Schmidt
RHP - Fr. - R/R
Wentzville, Mo.



11 Hayden Juenger
RHP - Fr. - R/R
O'Fallon, Ill.




12 Anthony Herron
IF/OF - Fr. - R/R
Chicago, Ill.




13 Davis Schwab
LHP - Sr. - L/L
Overland Park, Kan.




14 Connor Sechler
RHP - So. - R/R
Bolivar, Mo.



16 Dakota Kotowski
1B/OF - Fr. - R/R
Channahon, Ill.



17 Jordan Fitzpatrick
IF/OF - So. - L/R
Rogersville, Mo.




18 Logan Thomazin
RHP - Fr. - R/R
Walnut Grove, Mo.



19 Tyler McAllister
RHP - Jr. - R/R
Waterloo, Ill.




21 Jake Lochner
LHP - Sr. - L/L
Sullivan, Mo.




23 Jack Duffy
OF - Jr. - L/R
Kansas City, Mo.



24 Drew Millas
C - Jr. - B/R
Swansea, Ill.



25 Joey Polak
IF - So. - R/R
Quincy, Ill.



26 Sam Faith
IF - So. - B/R
St. Charles, Ill.



27 Nate Witherspoon
LHP - Jr. - L/L
Eureka, Mo.



29 Payton Carson
LHP - Fr. - L/L
Topeka, Kan.



31 Forrest Barnes
RHP - Fr. - R/R
Ozark, Mo.



32 John Privitera
IF - Jr. - L/R
Lee's Summit, Mo.



33 Matt Russell
RHP - So. - R/R
Kansas City, Mo.



34 Javier Ramos
RHP/IF - Fr. - R/R
Vian, Okla.



35 Logan Wiley
RHP - Jr. - R/R
Springfield, Mo.



36 Ty Buckner
RHP - So. - R/R
St. Louis, Mo.




40 Zach Gibbs
RHP - So. - R/R
Wentzville, Mo.



41 Michael Briggs
C - Jr. - R/R
Lee's Summit, Mo.



43 Ben Cruikshank
LHP - Fr. - L/L
Fairview Heights, Ill.



45 Ben Whetstone
IF - Jr. - L/R
Overland Park, Kan.



50 Alex Moore
RHP - So. - R/R
Mountain Grove, Mo.



2 Keith Guttin
Head Coach



3 Matt Lawson
Assistant Coach



28 Paul Evans
Assistant Coach



44 Corey Hassel
Volunteer
Assistant Coach