

MISSOURI STATE

2003 NCAA College World Series • 11 NCAA Regional Appearances • 41 All-Americans • 20 Major Leaguers

Eric Doennig, MSU Athletics Communications (Primary Contact) | O: (417) 836-4586 | C: (417) 827-5327 | EricDoennig@MissouriState.edu | MissouriStateBears.com | @MSUBearBaseball | MissouriStBears

2019 SCHEDULE

February (3-5)

15	vs. Nevada ⁵	L, 4-16
16	vs. Utah ⁵	W, 6-2
17	at Texas State ⁵	L, 0-10
22	vs. (24) Cal State Fullerton [®]	L, 0-7
23	at San Diego [®]	L, 4-14
24	vs. Fresno State [®]	L, 2-3
26	CENTRAL ARKANSAS	W, 9-7
27	CENTRAL ARKANSAS	W, 15-3

March (2-12)

1	(30) UC IRVINE	L, 2-3 (7)
1	(30) UC IRVINE	L, 1-4 (11)
8	at Arkansas State	L, 2-14
10	at Arkansas State	L, 4-16
10	at Arkansas State	L, 4-6
12	at Oklahoma State	L, 2-13
13	at Oral Roberts	W, 11-2
15	at Oklahoma	W, 11-8
16	at Oklahoma	L, 2-11
17	at Oklahoma	L, 1-6
22	at (28) UC Santa Barbara	L, 3-7
23	at (28) UC Santa Barbara	L, 3-5
24	at (28) UC Santa Barbara	L, 1-11
26	(8) ARKANSAS	L, 2-8
27	KANSAS	6:30 p.m.
29	INDIANA STATE*	6:30 p.m.
30	INDIANA STATE*	2:00 p.m.
31	INDIANA STATE*	1:00 p.m.

April (0-0)

2	at Southeast Missouri State	5:00 p.m.
3	at Murray State	3:00 p.m.
5	at Southern Illinois*	6:30 p.m.
6	at Southern Illinois*	2:00 p.m.
7	at Southern Illinois*	1:00 p.m.
9	at Kansas	6:00 p.m.
12	at Illinois State*	5:00 p.m.
13	at Illinois State*	2:00 p.m.
14	at Illinois State*	1:00 p.m.
16	MISSOURI	6:30 p.m.
18	NEW ORLEANS	6:30 p.m.
19	NEW ORLEANS	6:30 p.m.
20	NEW ORLEANS	2:00 p.m.
23	at Missouri	6:30 p.m.
26	BRADLEY*	2:00 p.m.
27	BRADLEY*	12:00 p.m.
28	BRADLEY*	11:00 a.m.
30	at Wichita State	6:00 p.m.

May (0-0)

2	DBU*	6:00 p.m.
3	DBU*	6:30 p.m.
4	DBU*	2:00 p.m.
7	WICHITA STATE	6:30 p.m.
10	at Evansville*	6:30 p.m.
11	at Evansville*	2:00 p.m.
12	at Evansville*	1:00 p.m.
16	VALPARAISO*	6:30 p.m.
17	VALPARAISO*	6:30 p.m.
18	VALPARAISO*	2:00 p.m.
21-25	at MVC Baseball Championship*	TBA

HOME GAMES played at Hammons Field
 *MVC game
⁵Texas State Invitational (San Marcos, Texas)
[®]Tony Gwynn Legacy (San Diego, Calif.)
[®]at Duffy Bass Field (Normal, Ill.)
 All times are Central



MISSOURI STATE BEARS (5-17)

Conference.....Missouri Valley
 Head Coach.....Keith Guttin
 Alma Mater.....Missouri-St. Louis
 Career Record.....1,264-793 (37th year)
 Record at MSU.....same



No. 8 ARKANSAS RAZORBACKS (21-4)

Conference.....Southeastern
 Head Coach.....Dave Van Horn
 Alma Mater.....Arkansas
 Career Record.....1,035-536 (26th year)
 Record at UA.....664-368 (17th year)



KANSAS JAYHAWKS (13-10)

Conference.....Big 12
 Head Coach.....Ritch Price
 Alma Mater.....Willamette
 Career Record.....721-699-4 (24th year)
 Record at KU.....505-470-3 (17th year)

BEARS' MIDWEEK SCHEDULE

Date/Time.....Tuesday, March 26 vs. Arkansas (6:32 p.m.)	Date/Time.....Wednesday, March 27 vs. Kansas (6:32 p.m.)
MSU.....LHP Ben Cruikshank (0-0, 10.38 ERA)	MSU.....RHP Forrest Barnes (0-1, 7.88 ERA)
UA.....LHP Patrick Wicklander (2-1, 4.84 ERA)	KU.....LHP Steve Washilewski (1-0, 3.21 ERA)
Site.....Springfield, Mo.	Site.....Springfield, Mo.
Stadium.....Hammons Field (8,000)	Stadium.....Hammons Field (8,000)
Series History.....UA leads 56-28	Series History.....MSU leads 31-28
Watch.....ESPN+	Watch.....ESPN+
Radio.....KBFL 1060 AM/96.9 FM	Radio.....KBFL 1060 AM/96.9 FM
Live Stats.....MissouriStateBears.com	Live Stats.....MissouriStateBears.com

PRIME 9

- The **Missouri State Bears** return to Hammons Field this week, with non-conference contests against the **Arkansas Razorbacks** and **Kansas Jayhawks** on tap for Tuesday and Wednesday, respectively
- Missouri State head coach **Keith Guttin** ranks fifth among all active NCAA Division I coaches in total wins (1,264) and needs seven more victories to into the No. 19 position on the NCAA's Division I all-time coaching wins list
- MSU leads KU by a 31-28 margin, with the Bears having won 10 of the last 14 meetings since 2011 and holding an 18-12 all-time edge at home vs. the Jayhawks
- MSU has averaged 8.5 runs per outing in its 10 wins over KU since 2011, but just 3.0 runs per game in its four losses
- The Bears have won 40 of their last 58 regular-season non-conference home games over the last four-plus seasons
- The Bears' roster features three different returners who have earned All-America recognition during their respective MSU careers, led by 2019 preseason *Collegiate Baseball* All-America picks **Drew Millas** and **Connor Sechler**
- MSU has 81 combined come-from-behind wins over the last four-plus seasons; the Bears have also won 157-straight contests in which they have taken a lead into the ninth inning dating back to May 2014
- The Bears committed seven errors in a game for the first time since April 2005 Sunday at No. 28 UCSB
- Drew Millas** has hits in six-straight games since March 16, hitting .364 (8-for-22) with a homer during that stretch

AROUND THE HORN

Pos.	Player	Ht.	Wt.	Class	B/T	G/GS	BA/OBP/SLG	HR/RBI	Notes
C	Drew Millas	6-2	205	Jr.	B/R	17/17	.238/.347/.429	2/8	Career-best 6-game hit streak
1B	Ben Whetstone	6-6	245	Jr.	L/R	22/22	.173/.308/.200	0/6	Team-high 12 walks, 0.994 FLD%
2B	John Privitera	5-8	170	Jr.	L/R	22/22	.241/.323/.313	0/3	Leads club with 6 multi-hit games
SS	Mason Hull	6-0	190	Fr.	R/R	18/17	.167/.200/.250	0/7	Started 16 of 22 games at SS
3B	Joey Polak	6-3	220	So.	R/R	22/22	.165/.230/.203	0/6	4 hits, 4 RBIs over 4-game span (March 12-16)
LF	Logan Geha	5-11	190	Jr.	R/R	22/21	.197/.337/.394	4/14	3 HR, 9 RBI in 5 G week of March 12-17
CF	Jack Duffy	5-10	190	Jr.	L/R	21/20	.172/.280/.203	0/5	6 career OF assists
RF	Collin Clayton	6-1	175	Jr.	R/R	20/17	.211/.274/.316	1/3	7-game hit streak, Feb. 16-27
DH	Dakota Kotowski	6-5	225	Fr.	R/R	12/6	.300/.364/.600	2/3	.368 BA (7-19) in 6 games since March 16
OF	Brooks Zimmerman	6-2	210	Sr.	R/R	14/12	.220/.304/.317	1/4	Third career 3-hit game vs. Utah (Feb. 16)
OF	Anthony Herron, Jr.	6-2	240	Fr.	R/R	15/11	.209/.271/.302	1/8	Reached in 6 of 12 PA leading off an inning
IF	Sam Faith	6-3	205	So.	B/R	18/7	.268/.333/.317	0/4	.357 BA over 3-game hit streak, March 12-15

Pos.	Pitcher	Ht.	Wt.	Class	B/T	G/GS	W-L	Sv	IP	H	K/BB	BAA	ERA
RHP	Logan Thomazin	6-2	200	Fr.	R/R	6/4	1-3	0	22.0	21	25/10	.266	6.95
RHP	Logan Wiley	6-0	190	Jr.	R/R	6/6	0-5	0	29.2	38	23/6	.309	5.76
LHP	Davis Schwab	6-4	230	Sr.	L/L	7/4	1-3	0	22.0	33	20/14	.359	8.59
RHP	Connor Sechler	6-3	195	So.	R/R	9/0	1-2	1	19.2	15	23/12	.221	3.20
LHP	Jake Lochner	6-0	200	Sr.	L/L	8/1	1-0	0	17.1	15	11/7	.250	4.67
RHP	Hayden Juenger	6-0	175	Fr.	R/R	6/2	0-2	0	18.2	22	17/12	.293	5.79
LHP	Ben Cruikshank	6-4	165	Fr.	L/L	6/2	0-0	0	13.2	11	11/16	.224	6.59
RHP	Forrest Barnes	6-0	190	Fr.	R/R	3/2	0-1	0	8.0	11	6/6	.355	7.88

MISSOURI STATE BASEBALL

Game 23 | MISSOURI STATE BEARS (5-17) vs. KANSAS JAYHAWKS (13-10) | March 27, 2019 | Springfield, Mo. | Hammons Field (8,000) | KBFL 1060 AM/96.9 FM | ESPN+

MISSOURI STATE QUICK FACTS

Founded	1905
Location	Springfield, Mo.
Address	901 S. National Ave. Springfield, MO 65897
Web Site	MissouriState.edu
Switchboard	(417) 836-5000
President	Clif Smart
Enrollment	26,182
Nickname	Bears
School Colors	Maroon and White
National Affiliation	NCAA Division I
Conference	Missouri Valley Conference
Director of Athletics	Kyle Moats
Faculty Athletics Representative	James Hutter
Tickets	(417) 836-7678, (888) 476-7849 MissouriStateBears.com/Tickets

Stadium

Home Facility	Hammons Field
Opened	2004
Capacity	8,000
Surface	Natural Grass
Dimensions	LF-315/LC-365/CF-400/RC-365/RF-330
Press Box Phone	(417) 832-3029

Baseball Staff

Head Coach	Keith Guttin (Missouri-St. Louis, '78)
MSU Record	1,264-793 (37th year at MSU)
Overall Record	1,264-793 (37th year overall)
Assistant Coach	Paul Evans (Southern Illinois, '81)
Assistant Coach	Matt Lawson (Missouri State, '15)
Volunteer Assistant Coach	Corey Hassel
Director of Player Development	Joe Lincoln
Graduate Managers	Matt Fultz Aaron Meyer Nick Petree
Student Assistant	Justin Paulsen
Student Manager	Brady Theisen
Athletic Trainer	Jim Penkalski
Strength & Conditioning Coordinator	Jeremiah Frey

Team Information

2018 Overall Record	40-17
2018 MVC Record (Finish)	18-3 (1st)
Postseason	NCAA Oxford Regional (1-2)
Lettermen Returning/Lost	19/8
Starters Returning/Lost	5/4
Pitchers Returning/Lost	10/3
Newcomers	13

History

First Season	1964
All-Time Record (56 seasons)	1,658-1,021-1
All-Time at Hammons Field (16 seasons)	251-128
All-Time NCAA D-I Tournament Record	22-24 (11 app.)
MVC Regular-Season Championships	6
MVC Tournament Championships	4

Athletics Communications

Location	Hammons Student Center, Room 300
Shipping Address	901 S. National Avenue Springfield, MO 65897
Assistant Director (Primary Baseball Contact)	Eric Doennig
Office Phone	(417) 836-4584
Cell Phone	(417) 827-5327
Email	EricDoennig@MissouriState.edu
Assistant A.D. for Communications	Rick Kindhart
Assistant Director	Ben Adamson
Assistant	Kevin Kane
Graduate Assistants	Morganne Lander, Tim McCall, Emily McMillan
Athletics Web Site	MissouriStateBears.com
Twitter	@MSUBearBaseball
Instagram	@MSUBearBaseball
Facebook	MissouriStBears/MSUBearsBaseball

LEADING OFF

After spending the last three weeks on the road, the **Missouri State Bears** return to Hammons Field to open a five-game home stand with midweek non-conference contests against the **Arkansas Razorbacks** and the **Kansas Jayhawks**. The Bears and Razorbacks will face off in a 6:30 p.m. game Tuesday (March 26), before the Jayhawks visit Wednesday for another 6:30 p.m. tilt.

The Bears (5-16), who went 2-9 on their 11-game road swing, will be looking to stop a five-game slide after wrapping up their road stay with losses in all three of their weekend games at nationally-ranked UC Santa Barbara. Arkansas (20-4), ranked as high as No. 8 in this week's polls, posted an SEC series win over Alabama this past weekend, while Kansas will enter Wednesday's game having dropped seven-straight games, including a three-game sweep this past weekend at Oklahoma.

Missouri State will open Missouri Valley Conference play this weekend, when Indiana State will visit Hammons Field for a three-game set, beginning with a 6:30 p.m., game Friday (March 29).

SERIES HISTORIES

Arkansas holds a commanding 56-28 all-time edge over Missouri State in a series that dates back to 1966. The Bears are 13-21 vs. the Razorbacks in Springfield, with Arkansas claiming six of the last seven meetings at Hammons Field since 2007. Last year, Arkansas claimed an 11-7 win in Fayetteville, after the two clubs split four games in 2017.

Missouri State enters Wednesday's matchup with Kansas having claimed 10 of the last 14 meetings in the series. The Bears hold a 31-28 overall edge in the series, including an 18-12 advantage on their home turf. The two clubs split their home-and-home series in 2018, with MSU routing the Jayhawks by a 12-2 score in Lawrence, and KU returning the favor with a 9-4 decision at Hammons Field.

RIGHTING THE SHIP

While the Bears' 5-17 mark represents their worst-ever start through 22 games, they do own a lengthy track record of flipping early results under head coach **Keith Guttin**. On four separate occasions, MSU has overcome sluggish starts to post winning overall records. The Bears have registered two seasons (1996 and 1997) in which they ultimately earned postseason bids after getting off to rocky starts, and another (2009) that culminated in a Missouri Valley Conference regular-season title.

In 1996 and 1997, the Bears captured their first two MVC Tournament titles, but not before getting off to a 9-13 start in 1996 and a 1-8 start the following year. MSU's previous all-time worst start in 1993 saw the Bears open with just six wins in their first 21 contests, only to end up with a 32-23 season mark after winning 25 of their final 29 regular-season games. Finally, the 2009 Bears got off to a 4-10 start, only to rebound to finish 34-20, including a 17-5 mark during their Valley title run.

HEATING UP

Bears All-American **Drew Millas** suffered through a challenging opening month of the season, missing two weeks with a hamstring injury while struggling at the plate with a .129 batting mark through his first eight games. But the junior catcher has caught fire over the last two weeks, hitting .344 (11-for-32) with a .475 on-base percentage, two home runs and four RBIs since March 12. Millas has reached base safely via a hit, walk or hit by pitch in nine-straight games, logging hits in eight of those, including each of his last six (since March 16).

POWER BOOST

After hitting just three home runs as a team through their first 10 games of the season, the Bears have experienced a power surge of sorts over their last 12 contests. MSU doubled its season total with three long balls in its series at Arkansas State (March 8-10), getting solo shots from **Logan Geha** and **Collin Clayton** and a two-run bomb from **Dakota Kotowski**. The home runs by Clayton and Kotowski marked their first as Bears. Of MSU's 12 homers so far, four of them (including **Anthony Herron, Jr.**, and **Javier Ramos**) have come from newcomers hitting their first round-trippers in Maroon and White.

Geha, in particular, has enjoyed a recent power binge, clubbing three long balls in MSU's five games in Oklahoma the week of March 12-17. The junior catcher/outfielder hit all four of his home runs in a six-game span (March 10-17), including his first grand slam as a Bear that helped key MSU's comeback victory at Oklahoma on March 15. Kotowski and junior All-American **Drew Millas** added to the recent surge this past weekend, hitting the first back-to-back home runs by Bears this season in the sixth inning of Friday's 7-3 loss at UCSB.

SERIES SUMMARIES

All-Time Record vs. Arkansas	28-56
Home	13-21
Road	14-35
Neutral	1-0
Current Streak	Lost 1
Last 10 Meetings	5-5
6/5/15	+Fayetteville.....L, 4-18
6/6/15	+Fayetteville.....W, 3-1
6/7/15	+Fayetteville.....L, 2-3
5/3/16	Springfield.....W, 14-6
5/17/16	Fayetteville.....W, 8-2
4/11/17	Springfield.....L, 4-12
6/3/17	+Fayetteville.....W, 5-4
6/4/17	+Fayetteville.....L, 10-11
6/5/17	+Fayetteville.....W, 3-2
4/17/18	Fayetteville.....L, 7-11
MSU vs. Southeastern Conference	61-86
Keith Guttin vs. Arkansas	19-34

All-Time Record vs. Kansas	31-28
Home	18-12
Road	13-16
Neutral	0-0
Current Streak	Lost 1
Last 10 Meetings	6-4
4/23/14	Lawrence.....W, 6-5
5/7/14	Springfield.....W, 5-3
3/24/15	Springfield.....W, 15-9
4/15/15	Lawrence.....W, 3-0
3/29/16	Lawrence.....L, 1-2
4/6/16	Springfield.....W, 18-11
4/4/17	Springfield.....L, 2-4
5/2/17	Lawrence.....L, 8-5
3/27/18	Lawrence.....W, 12-2
5/2/18	Springfield.....L, 4-9
Keith Guttin vs. KU	31-28
MSU vs. the Big 12 Conference	56-71

+NCAA Championship play

MISSOURI STATE BASEBALL

Game 23 | MISSOURI STATE BEARS (5-17) vs. KANSAS JAYHAWKS (13-10) | March 27, 2019 | Springfield, Mo. | Hammons Field (8,000) | KBFL 1060 AM/96.9 FM | ESPN+

MVC STANDINGS

Team	Overall	Pct.	MVC	Pct.
Indiana State	20-2	.909	0-0	.000
DBU	18-6	.750	0-0	.000
Bradley	11-7	.611	0-0	.000
Southern Illinois	14-9	.609	0-0	.000
Illinois State	13-10	.565	0-0	.000
Evansville	10-9	.526	0-0	.000
Valparaiso	5-15	.250	0-0	.000
Missouri State	5-17	.227	0-0	.000

*through March 26

THIS WEEK IN THE VALLEY

Wednesday, March 27

Valparaiso at Ball State (2 p.m.)
MacMurray at Bradley (6 p.m.)
SIUE at Evansville (6 p.m.)
Kansas at Missouri State (6:30 p.m.)

Friday, March 29

Southern Illinois at Butler (3 p.m.)
Evansville at Bradley (6 p.m.)
Valparaiso at DBU (6:30 p.m.)
Illinois State at Creighton (6:30 p.m.)
Indiana State at Missouri State (6:30 p.m.)

Saturday, March 30

Illinois State at Creighton (12 p.m.)
Southern Illinois at Butler (1 p.m.)
Evansville at Bradley (2 p.m.)
Valparaiso at DBU (2 p.m.)
Indiana State at Missouri State (2 p.m.)

Sunday, March 31

Southern Illinois at Butler (12 p.m.)
Illinois State at Creighton (2 p.m.)
Evansville at Bradley (1 p.m.)
Valparaiso at DBU (1 p.m.)
Indiana State at Missouri State (1 p.m.)

MVC PRESEASON POLL

No.	Team (First-place votes)	Points
1.	Missouri State (5)	59
2.	DBU (2)	58
3.	Indiana State (1)	49
4.	Bradley	39
5.	Southern Illinois	31
6.	Illinois State	28
7.	Valparaiso	13
8.	Evansville	11

PRESEASON ALL-MVC TEAM

Pos.	Player	Team
1B	Ben Whetstone	Missouri State
2B	Jarrod Watkins	Indiana State
3B	Brendan Dougherty	Bradley
SS	Jimmy Glownke	DBU
C	Drew Millas	Missouri State
OF	John Rave	Illinois State
OF	Blake Billinger	Valparaiso
OF	Andy Shadid	Bradley
SP	Triston Polley	Indiana State
SP	Luke Eldred	DBU
RP	Jarod Bayless	DBU
RP	Connor Sechler	Missouri State

MILLAS, SECHLER HONORED

After earning All-America honors to spearhead the Bears' 2018 MVC title run, both **Drew Millas** and **Connor Sechler** were tabbed for 2019 preseason All-America honors by *Collegiate Baseball*. Millas posted a career year in helping the Bears to their second consecutive Valley regular-season championship last spring, posting team-best figures for batting (.321), hits (68) and RBIs (61) en route to earning first-team All-MVC and second-team All-America honors from the NCBWA. The catcher/DH recorded 18 multi-hit games and 18 multi-RBI efforts, as well as three separate four-hit games as a sophomore.

Sechler was a freshman All-America choice of both *Collegiate Baseball* and the NCBWA after anchoring the Bears' bullpen with eight saves and a 2.98 earned run average in 2018. The right-hander limited the opposition to a combined .208 batting average, while striking out 59 hitters in 54.1 innings over an MSU freshman-record 32 appearances.

ROAD TO SUCCESS

MSU has proven to be hard to stop on the road over the past four seasons, logging a 69-47 (.595) record in such contests. Including their 25-12 record in neutral-field games over the same stretch, the Bears have gone 94-59 (.614) away from Hammons Field since the start of the 2015 season.

The Bears went 14-8 in true road games a year ago, after logging 19 road wins in 2017 and a program-record 21 wins in 27 road contests in 2015. MSU's 0.857 win percentage on the road that year represented its best since 1978, when it posted an identical percentage with a 12-2 road mark.

Coupled with their 9-3 record in neutral field contests in 2015, the Bears' total of 30 wins away from home was second only to national champion Virginia in the Division I ranks and qualified as the best in school history. The Bears also posted the longest road win streak in Division I baseball in 2015, claiming 11-straight victories from March 15 to April 25.

HOME SWEET HAMMONS

Missouri State opened its 2019 home slate with a pair of convincing victories over Central Arkansas (Feb. 26-27), extending a recent home-field advantage of unprecedented proportions. The Bears have logged four of their top single-season home win totals since the 2015 season, going 17-6 at home last spring after a 21-7 home mark in 2017, a Hammons Field-record 22 victories in 2016 and the Bears' best-ever home win percentage at Hammons with a 19-3 (.864) mark in 2015.

With their two wins over UCA, the Bears may now boast of a combined 81-27 (.750) home record since the start of the 2015 season. The Bears have won 40 of their last 58 regular-season non-conference home games, outscoring their opponents by a 815-519 margin at Hammons over that stretch.

WHAT A RELIEF

While the Bears have held a lead in just seven of their 21 contests this season to date, the Missouri State bullpen can boast of a recent track record of locking down victories. Dating back to May 2014, the Bears have claimed victories in 157 consecutive games in which MSU has taken a lead into the ninth inning, including a perfect 5-0 mark in such contests this season.

The Bears bullpen has posted an uncharacteristic 7.21 staff ERA through the first 22 games, but two mainstays from last year — sophomore closer **Connor Sechler** and senior lefty **Jake Lochner** — have combined to post a 3.94 ERA in 32.0 innings of relief with 29 total strikeouts.

VALLEY FORECAST

Highlighted by three selections to the 2019 Preseason All-Missouri Valley Conference Baseball Team, Missouri State was the choice of the league's head coaches to claim its third-consecutive conference crown. Leading the Bears' contingent of three preseason All-MVC choices were returning first-team all-conference picks catcher/DH **Drew Millas** and reliever **Connor Sechler**, while reigning MVC Championship Most Outstanding Player **Ben Whetstone** also picked up a nod at first base.

The Bears, ranked as high as No. 24 in *Collegiate Baseball's* Preseason Poll, captured their third NCAA Regional berth in four seasons last spring after becoming just the second Valley school to win back-to-back regular-season titles (joining Wichita State). MSU (59 points) garnered five of the eight first-place votes to edge DBU for the top spot by just one point. The Patriots, who received two first-place votes, out-gained No. 3 Indiana State (49), which picked up the other first-place vote, while Bradley (39) rounded out the top half of the preseason poll.

2019 HONORS

- Drew Millas**
- *Collegiate Baseball* Preseason All-America (third team)
 - Preseason All-MVC
- Connor Sechler**
- *Collegiate Baseball* Preseason All-America (third team)
 - NCBWA Stopper of the Year Watch List
 - Preseason All-MVC
- Ben Whetstone**
- Preseason All-MVC

2018 HONORS

- Ty Buckner**
- *Collegiate Baseball* Freshman All-America
 - All-MVC (first team)
- Jack Duffy**
- MVC Scholar-Athlete Team (OF)
- Keith Guttin**
- Dan Callahan MVC Coach of the Year
- Drew Millas**
- NCBWA All-America (second team)
 - ABCA All-Midwest Region (second team)
 - All-MVC (first team)
 - MVC Scholar-Athlete Team (DH)
 - MVC Player of the Week (March 5; April 9; April 23)
- John Privitera**
- All-MVC (first team)
 - MVC Championship All-Tournament Team (2B)
- Connor Sechler**
- *Collegiate Baseball* Freshman All-America
 - NCBWA Freshman All-America
 - All-MVC (first team)
 - MVC Championship All-Tournament Team (P)
 - MVC Pitcher of the Week (April 2)
- Ben Whetstone**
- MVC Championship Most Valuable Player
 - MVC Championship All-Tournament Team (OF)
 - MVC Scholar-Athlete Team (1B)
- Logan Wiley**
- All-MVC (honorable mention)
- Brooks Zimmerman**
- MVC Championship All-Tournament Team (OF)

MISSOURI STATE BASEBALL

Game 23 | MISSOURI STATE BEARS (5-17) vs. KANSAS JAYHAWKS (13-10) | March 27, 2019 | Springfield, Mo. | Hammons Field (8,000) | KBFL 1060 AM/96.9 FM | ESPN+

MSU RECORD BY POSITION

C-	Millas 12 (3-9), Geha 10 (2-8)
1B-	Whetstone 22 (5-17)
2B-	Privitera 16 (3-13), Faith 4 (2-2), Geha 1 (0-1), Hull 1 (0-1)
3B-	Polak 22 (5-17)
SS-	Hull 16 (3-13), Privitera 6 (2-4)
LF-	Geha 10 (3-7), Zimmerman 9 (2-7), Clayton 2 (0-2), Fitzpatrick 1 (0-1)
CF-	Clayton 13 (3-10), Duffy 9 (2-7)
RF-	Duffy 12 (4-8), Kotowski 6 (0-6), Clayton 2 (0-2), Fitzpatrick 1 (1-0), Zimmerman 1 (0-1)
DH-	Herron 11 (4-7), Millas 5 (0-5), Faith 3 (0-3), Zimmerman 2 (1-1), Kotowski 1 (0-1)
P-	Wiley 6 (0-6), Schwab 4 (1-3), Thomazin 4 (1-3), Juenger 2 (1-1), Barnes 2 (1-1), Cruikshank 2 (1-1), Lochner 1 (0-1), Moore 1 (0-1)

MSU RECORD BY BATTING ORDER

1st-	Privitera 18 (5-13), Geha 3 (0-3), Clayton 1 (0-1)
2nd-	Millas 12 (2-10), Geha 8 (1-7), Clayton 2 (2-0)
3rd-	Whetstone 8 (2-6), Millas 5 (1-4), Polak 4 (2-2), Zimmerman 2 (0-2), Duffy 1 (0-1), Faith 1 (0-1), Kotowski 1 (0-1)
4th-	Polak 8 (0-8), Zimmerman 4 (2-2), Herron 4 (1-3), Whetstone 4 (2-2), Kotowski 2 (0-2)
5th-	Zimmerman 5 (0-5), Duffy 4 (1-3), Whetstone 4 (0-4), Faith 3 (2-1), Herron 2 (1-1), Clayton 1 (0-1), Hull 1 (0-1), Kotowski 1 (0-1), Polak 1 (1-0)
6th-	Clayton 5 (0-5), Duffy 3 (2-1), Polak 3 (0-3), Geha 3 (0-3), Herron 3 (2-1), Faith 3 (0-3), Hull 1 (0-1), Zimmerman 1 (1-0)
7th-	Clayton 5 (2-3), Duffy 5 (2-3), Geha 4 (2-2), Hull 2 (0-2), Polak 2 (0-2), Whetstone 2 (0-2), Fitzpatrick 1 (0-1), Kotowski 1 (0-1)
8th-	Duffy 4 (0-4), Polak 4 (2-2), Whetstone 4 (1-3), Geha 3 (2-1), Hull 2 (0-2), Clayton 2 (0-2), Herron 2 (0-2), Kotowski 1 (0-1)
9th-	Hull 11 (3-8), Privitera 4 (0-4), Duffy 3 (0-3), Fitzpatrick 2 (2-0), Clayton 1 (0-1), Kotowski 1 (0-1)

MSU HIT STREAKS

Category	Current	2019	Career
Drew Millas	6	6	6
Dakota Kotowski	1	4	4
Jack Duffy	1	3	7
Jordan Fitzpatrick	1	1	2
Collin Clayton	0	7	7
Logan Geha	0	4	4
Anthony Herron	0	4	4
Brooks Zimmerman	0	4	4
John Privitera	0	3	4
Sam Faith	0	3	3
Joey Polak	0	3	3
Ben Whetstone	0	2	13
Mason Hull	0	2	2
Javier Ramos	0	1	1

MSU REACHED BASE STREAKS

Category	Current	2019	Career
Drew Millas	9	9	16
Ben Whetstone	5	5	31
Mason Hull	2	2	2
Logan Geha	1	9	9
Jack Duffy	1	5	8
Dakota Kotowski	1	4	4
John Privitera	1	3	16
Jordan Fitzpatrick	1	1	4
Collin Clayton	0	7	7
Brooks Zimmerman	0	7	7
Joey Polak	0	5	5
Anthony Herron	0	4	4
Sam Faith	0	3	3
Javier Ramos	0	1	1

IN RARE COMPANY

With Missouri State's 4-2 win over Indiana State at the 2018 MVC Championship, Bears head coach **Keith Guttin** moved past Jack Stallings for sole possession of the No. 20 spot on the NCAA's Division I career coaching wins list. With a career record of 1,264-793 (.614), Guttin needs seven more wins to catch legendary Miami coach Ron Fraser (1,271) in the 19th position on the chart. Guttin is the second-winningest coach in MVC history, while his win total ranked fifth among all active Division I head coaches entering the 2019 season, his 37th at the Bears' helm.

WATCH THE LEATHER, MAN

In addition to serving as a key cog in the Bears' lineup over the past two years, junior first baseman **Ben Whetstone** has proven to be one of the top defensive performers in The Valley as well. The Overland Park, Kan., native briefly moved into the top spot on the Bears' career fielding percentage chart earlier this season, before seeing his streak of consecutive error-less games come to an end at 27 on March 1 vs. UC Irvine. Still, Whetstone's 0.992 fielding mark as a Bear trails only Steve Seal's career percentage among all MSU defenders with at least 150 career fielding chances.

BEARS IN THE PRO RANKS

Three Missouri State baseball standouts reached contractual agreements with professional organizations after being selected in the 2018 Major League Baseball First-Year Player Draft. Second-round pick **Jeremy Eierman** agreed to terms with the Oakland Athletics after the club selected the two-time All-American shortstop 70th overall in the June draft, while fellow MSU juniors **Dylan Coleman** (fourth round) and **Hunter Steinmetz** (11th round) followed suit by reaching deals with San Diego and Toronto, respectively. Additionally, former Missouri State baseball standout **Matt Hall** became the 20th Bear to receive a call up to the big leagues last year. Hall became the fourth former Bear to earn a Major League roster spot, following **Luke Voit** and **Pierce Johnson** in 2017, and **Buddy Baumann** in 2016.

BEARS ON RADIO

Once again in 2019, Meyer Communications is slated to provide live radio coverage of all 54 Missouri State regular-season games, plus all Bears' games in the Missouri Valley Conference Tournament and any 2019 postseason play. The broadcasts can be heard primarily on **KBFL 1060 AM** and **96.9 FM** in Springfield with Art Hains, Ben Goss and Corey Riggs describing the action. An online audio stream is available through KBFL's website via RadioSpringfield.com.

BEARS ESPN BROADCAST SCHEDULE

Date	Opponent	Outlet	Time
Feb. 26	Central Arkansas	ESPN+	3 p.m.
Feb. 27	Central Arkansas	ESPN+	3 p.m.
March 5	Oral Roberts	ESPN+/ESPN3	3 p.m.
March 26	Arkansas	ESPN+/ESPN3	6:30 p.m.
March 27	Kansas	ESPN+/ESPN3	6:30 p.m.
March 29	Indiana State	ESPN+/ESPN3	6:30 p.m.
March 30	Indiana State	ESPN+/ESPN3	2 p.m.
March 31	Indiana State	ESPN+/ESPN3	1 p.m.
April 5	at Southern Illinois	ESPN+/ESPN3	6:30 p.m.
April 6	at Southern Illinois	ESPN+/ESPN3	2 p.m.
April 7	at Southern Illinois	ESPN+/ESPN3	1 p.m.
April 12	at Illinois State	ESPN+/ESPN3	5 p.m.
April 16	Missouri	ESPN+/ESPN3	6:30 p.m.
April 26	Bradley	ESPN+/ESPN3	2 p.m.
April 28	Bradley	ESPN+/ESPN3	11 a.m.
May 2	DBU	ESPN	6 p.m.
May 3	DBU	ESPN+/ESPN3	6:30 p.m.
May 4	DBU	ESPN+/ESPN3	2 p.m.
May 7	Wichita State	ESPN+/ESPN3	6:30 p.m.
May 10	at Evansville	ESPN+/ESPN3	6 p.m.
May 11	at Evansville	ESPN+/ESPN3	2 p.m.
May 12	at Evansville	ESPN+/ESPN3	1 p.m.
May 17	Valparaiso	ESPN+/ESPN3	2 p.m.

NCAA DIVISION I WINNINGEST ACTIVE COACHES

No.	Coach (School)	W-L-T	Pct.
1	Mike Martin (Florida State)	1,987-713-4	.736
2	Mike Fox (North Carolina)	1,429-521-5	.732
3	Paul Mainieri (LSU)	1,415-721-7	.662
4	John Anderson (Minnesota)	1,288-860-3	.599
5	Keith Guttin (MSU)	1,259-776-0	.619
6	Danny Hall (Georgia Tech)	1,227-649-1	.654
7	Gary Gilmore (Coastal Carolina)	1,180-578-3	.671
8	Tony Robichaux (UL Lafayette)	1,149-736-2	.609
9	Mike Sansing (Kennesaw State)	1,092-634-0	.633
10	Elliott Avent (NC State)	1,057-722-0	.594
11	Brian Shoop (UAB)	1,027-656-1	.610
12	Bill Brown (George Mason)	1,026-945-7	.520
13	Dave Van Horn (Arkansas)	1,014-532-0	.656
14	Rich Hill (San Diego)	1,002-701-4	.588
15	Paul Kostacopoulos (Navy)	915-619-7	.596

*Career coaching records entering the 2019 season

GUTTIN'S MILESTONE VICTORIES

Win	Date	Result (Site)
1	3/5/83	MSU 8, Indiana State 2 (Meador Park)
100	3/11/86	MSU 7, Jacksonville 5 (Jacksonville, Fla.)
200	4/16/88	MSU 4, Eastern Illinois 2 (Charleston, Ill.)
300	5/13/90	MSU 9, Eastern Illinois 2 (Chicago, Ill.)
*395	5/1/93	MSU 9, UNI 7 (Meador Park)
400	5/9/93	MSU 7, Wichita State 6 (Meador Park)
500	5/17/96	MSU 8, Wichita State 7 (Wichita, Kan.)
600	4/24/99	MSU 13, UNI 7 (Meador Park)
700	5/4/02	MSU 5, Wichita State 1 (Wichita, Kan.)
800	5/11/05	MSU 15, Kansas 6 (Hammons Field)
900	5/11/08	MSU 7, Middle Tennessee 6 (Hammons Field)
1,000	3/3/12	MSU 3, Northwestern State 2 (Natchitoches, La.)
1,100	3/17/15	MSU 10, UALR 3 (Hammons Field)
1,200	4/18/17	MSU 5, Missouri 3 (Columbia, Mo.)
1,250	5/11/18	MSU 5, Southern Illinois 3 (Hammons Field)

*Surpassed Bill Rowe for the all-time Missouri State record for coaching victories

BEARS ON ESPN

Missouri State University, in conjunction with SIDEARM Sports, launched a new partnership in August 2016, unveiling a reconstructed **MissouriStateBears.com**, the official MSU Athletics web site. The revamped MissouriStateBears.com will provide MSU fans with improved features and overall customer service. The new-and-improved site uses the latest technology to provide fans with a seamless, robust experience unique to Missouri State University.

In 2015, ESPN and the Missouri Valley Conference announced a 10-year extension to their current media rights agreement that will provide increased coverage of conference events across ESPN platforms through the 2023-24 academic year. Fans can keep tabs on the Bears through **The Valley on ESPN**. As part of the deal, ESPN, the MVC and its 10 member institutions will work jointly to develop in-house production capabilities at each campus that will provide significant coverage for multiple sports on ESPN+/ESPN3.

MISSOURI STATE BASEBALL

Game 23 | MISSOURI STATE BEARS (5-17) vs. KANSAS JAYHAWKS (13-10) | March 27, 2019 | Springfield, Mo. | Hammons Field (8,000) | KBFL 1060 AM/96.9 FM | ESPN+

2019 MULTI-HIT GAMES

Name	2	3	4	5+	Total
John Privitera	3	3	0	0	6
Drew Millas	4	0	0	0	4
Collin Clayton	2	0	0	0	2
Sam Faith	2	0	0	0	2
Logan Geha	1	1	0	0	2
Anthony Herron	2	0	0	0	2
Joey Polak	1	1	0	0	2
Ben Whetstone	1	1	0	0	2
Jack Duffy	1	0	0	0	1
Mason Hull	1	0	0	0	1
Dakota Kotowski	0	1	0	0	1
Brooks Zimmerman	0	1	0	0	1
Team	18	8	0	0	26

CAREER MULTI-HIT GAMES

Name	2	3	4	5+	Total
Drew Millas	22	6	3	0	31
Jack Duffy	16	5	0	0	21
John Privitera	13	5	0	0	18
Ben Whetstone	11	3	1	0	15
Logan Geha	7	1	0	0	8
Brooks Zimmerman	3	3	0	0	6
Collin Clayton	2	0	0	0	2
Sam Faith	2	0	0	0	2
Anthony Herron	2	0	0	0	2
Joey Polak	1	1	0	0	2
Jordan Fitzpatrick	1	0	0	0	1
Mason Hull	1	0	0	0	1
Dakota Kotowski	0	1	0	0	1
Team	81	25	4	0	110

2019 MULTI-RBI GAMES

Name	2	3	4	5+	Total
Anthony Herron	3	0	0	0	3
Logan Geha	0	1	1	0	2
Mason Hull	2	0	0	0	2
Jack Duffy	1	0	0	0	1
Sam Faith	0	1	0	0	1
Dakota Kotowski	1	0	0	0	1
Drew Millas	1	0	0	0	1
Joey Polak	1	0	0	0	1
Javier Ramos	0	0	1	0	1
Brooks Zimmerman	1	0	0	0	1
Team	10	2	2	0	14

CAREER MULTI-RBI GAMES

Name	2	3	4	5+	Total
Drew Millas	16	6	2	0	24
Ben Whetstone	10	1	1	0	12
Jack Duffy	7	4	0	0	11
Logan Geha	4	2	1	0	7
Brooks Zimmerman	4	2	0	0	6
John Privitera	1	2	1	0	4
Anthony Herron	3	0	0	0	3
Mason Hull	2	0	0	0	2
Sam Faith	1	1	0	0	2
Jordan Fitzpatrick	0	1	0	0	1
Dakota Kotowski	1	0	0	0	1
Joey Polak	1	0	0	0	1
Javier Ramos	0	0	1	0	1
Team	50	19	6	0	75

GAME-WINNING RBI

Name	'16	'17	'18	'19	Total
Drew Millas	-	2	6	1	9
Ben Whetstone	-	0	6	0	6
Jack Duffy	-	1	3	0	4
Brooks Zimmerman	-	-	4	0	4
Logan Geha	-	1	2	0	3
John Privitera	-	0	3	0	3
Jordan Fitzpatrick	-	-	2	0	2
Anthony Herron	-	-	-	2	2
Sam Faith	-	-	0	1	1
Team	0	4	26	4	34

STARTING PITCHERS GAME-BY-GAME

Forrest Barnes

Date	Opponent	IP	H	R	ER	BB	SO	WP	BK	HBP	Score	Record
2/26	Central Arkansas	*4.1	4	2	2	0	3	0	0	3	(ND) 9-7	0-0
3/12	at Oklahoma State	*3.0	6	7	5	5	3	0	0	0	(L) 2-13	0-1

Ben Cruikshank

Date	Opponent	IP	H	R	ER	BB	SO	WP	BK	HBP	Score	Record
3/13	at Oral Roberts	*3.1	3	2	2	5	2	1	0	0	(ND) 11-2	0-0
3/26	Arkansas	*5.0	2	0	0	3	5	0	0	0	(ND) 2-8	0-0

Hayden Juenger

Date	Opponent	IP	H	R	ER	BB	SO	WP	BK	HBP	Score	Record
2/16	vs. Utah	*3.1	5	2	2	3	2	0	1	0	(ND) 6-2	0-0
2/23	at San Diego	*2.0	5	4	4	3	2	0	0	0	(L) 4-14	0-1

Jake Lochner

Date	Opponent	IP	H	R	ER	BB	SO	WP	BK	HBP	Score	Record
3/23	at UCSB	*5.0	5	2	2	1	5	0	0	2	(ND) 3-5	1-0

Alex Moore

Date	Opponent	IP	H	R	ER	BB	SO	WP	BK	HBP	Score	Record
2/17	at Texas State	*2.2	6	5	5	3	0	0	0	0	(L) 0-10	0-1

Davis Schwab

Date	Opponent	IP	H	R	ER	BB	SO	WP	BK	HBP	Score	Record
2/22	vs. Cal State Fullerton	*4.1	7	5	4	1	3	0	0	0	(L) 0-7	1-1
3/1	UC Irvine-1	*6.0	5	3	3	3	5	1	1	1	(L) 2-3	1-2
3/8	at Arkansas State	*3.0	8	6	6	3	3	1	0	0	(L) 2-14	1-3
3/15	at Oklahoma	*3.1	8	6	6	4	2	1	0	0	(ND) 11-8	1-3

Logan Thomazin

Date	Opponent	IP	H	R	ER	BB	SO	WP	BK	HBP	Score	Record
2/27	Central Arkansas	*7.0	1	1	0	4	11	0	0	2	(W) 15-3	1-0
3/10	at Arkansas State-2	*4.1	4	5	5	1	3	0	0	3	(L) 4-6	1-1
3/16	at Oklahoma	*1.2	4	5	5	3	2	1	0	1	(L) 2-11	1-2
3/22	at UCSB	*3.0	7	5	5	1	2	1	0	1	(L) 3-7	1-3

Logan Wiley

Date	Opponent	IP	H	R	ER	BB	SO	WP	BK	HBP	Score	Record
2/15	vs. Nevada	*4.1	6	5	5	0	2	0	0	3	(L) 4-16	0-1
2/24	vs. Fresno State	*6.0	9	3	3	1	4	0	0	0	(L) 2-3	0-2
3/1	UC Irvine-2	*5.2	2	1	0	0	7	0	0	0	(ND) 1-4	0-2
3/10	at Arkansas State-1	*4.0	8	6	6	3	5	0	0	1	(L) 4-16	0-3
3/17	at Oklahoma	*4.2	7	3	3	1	1	0	0	3	(L) 1-6	0-4
3/24	at UCSB	*5.0	6	5	2	1	4	0	0	1	(L) 1-11	0-5

BEARS MISCELLANEOUS


Home	2-3
Away	2-11
Neutral	1-4
Day games	4-13
Night games	1-4
On turf	1-2
On turf infield/grass outfield	1-0
On grass	3-15
Wearing camouflage jersey/maroon hat	0-3
Wearing black jersey/white hat	1-3
Wearing black jersey/maroon hat	0-1
Wearing maroon Bears jersey/maroon hat	0-3
Wearing maroon MoState jersey/maroon hat	2-4
Wearing maroon MoState jersey/white hat	1-0
Wearing white jersey/maroon hat	0-2
Wearing white jersey/white hat	1-0
Wearing gray jersey/maroon hat	0-1
In Texas	1-2
In California	0-6
In Missouri	2-3
In Arkansas	0-3
In Oklahoma	2-3
Doubleheaders	0-4
Extra innings	0-1
vs. Ranked teams	0-7
vs. Unranked teams	5-10
vs. Starting LHP	1-8
vs. Starting RHP	4-9
One-run games	0-2
Five+ run games	2-11
When scoring 0-2 runs	0-11
When scoring 3-5 runs	0-6

When scoring 6-9 runs	2-0
When scoring 10+ runs	3-0
When opponent scores 0-2 runs	2-0
When opponent scores 3-5 runs	1-4
When opponent scores 6-9 runs	2-5
When opponent scores 10+ runs	0-8
Shutouts	0-2
Missouri State scores first	4-3
Opponent scores first	1-14
Missouri State scores in first inning	2-1
Opponent scores in first inning	1-4
Leading after six	4-0
Trailing after six	1-16
Tied after six	0-1
Leading after seven	4-0
Trailing after seven	1-14
Tied after seven	0-1
Leading after eight	5-0
Trailing after eight	0-14
Tied after eight	0-1
Out-hit opponents	3-0
Out-hit by opponents	1-16
Matching hits	1-1
On Friday	1-6
On Saturday	1-3
On Sunday	0-6
On Tuesday	1-2
On Wednesday	2-0
In February	3-5
In March	2-12
Last 5 games	0-5
Last 10 games	2-8

MISSOURI STATE BASEBALL

Game 23 | MISSOURI STATE BEARS (5-17) vs. KANSAS JAYHAWKS (13-10) | March 27, 2019 | Springfield, Mo. | Hammons Field (8,000) | KBFL 1060 AM/96.9 FM | ESPN+

RETIRED NUMBERS



Bill Rowe

On Saturday, May 8, 2004, former head baseball coach and director of athletics **Bill Rowe** became the first person in the 48-year history of the MSU baseball program to have his number retired.

Rowe guided the baseball Bears as head coach for 19 years from the start of the program in 1964 through its final season in NCAA Division II in 1982. He led the Bears to a 394-230-1 record and four Division II College World Series appearances. Under Rowe, the Bears finished as national runners-up in 1969 and finished third nationally in 1970 (just the sixth and seventh years of the program). As athletic director, Rowe guided the Bears from

Division II to Division I and saw the Bears change leagues from the MIAA and Mid-Continent Conferences to a current membership in the Missouri Valley Conference.

The retirement ceremony for Rowe's jersey was held prior to the Bears' doubleheader against Illinois State.

The indoor practice facility at Hammons Field also bears Rowe's name as of January 30, 2010.



Ryan Howard

On Dec. 18, 2010, Missouri State retired the No. 6 jersey of former Bear and 2006 National League Most Valuable Player **Ryan Howard** at JQH Arena.

A St. Louis native who played at Missouri State from 1999-2001, Howard finished his collegiate career with 50 home runs, 183 RBIs and a .335 career average in 172 games. He was the 1999 Missouri Valley Conference Freshman of the Year and MSU's A.E. "Ted" Willis Most Valuable Player in 2000.

Since being drafted by Philadelphia in the fifth round of the 2001 draft, Howard has enjoyed a standout professional career. His long list of accomplishments as a member of

the Phillies includes 2005 National League Rookie of the Year, 2006 NL MVP, 2006 Home Run Derby champion, 2008 World Series champion, 2009 NLCS MVP and three All-Star selections.

Howard debuted with the Phillies in 2004, accumulating a career batting average of .258 with 382 homers and 1,194 RBIs in 1,572 MLB games over 13 seasons.



BEARS IN THE BIGS

- Scott Bailes
- Mark Bailey
- Buddy Baumann
- Scott Carroll
- Matt Cepicky
- Ross Detwiler
- Bart Evans
- Jeff Gray
- Matt Hall* (Detroit Tigers)
- Jason Hart
- Ryan Howard
- Pierce Johnson
- Mike Kickham
- Shaun Marcum
- Bill Mueller
- Matt Palmer
- John Rheinecker
- Brett Sinkbeil
- Luke Voit* (New York Yankees)
- Brad Ziegler

*Active on MLB roster

2019 SERIES BREAKDOWN

Series	W-L	Hitting						Pitching			BAA
		Avg.	R	2B	HR	SB	FLD%	ERA	SO/BB		
Nevada	0-1	.212	4	2	0	0	.971	16.00	6/5	.378	
Utah	1-0	.364	6	3	0	1	.947	2.00	10/4	.235	
Texas State	0-1	.069	0	0	0	0	.971	9.00	4/8	.290	
Cal State Fullerton	0-1	.167	0	0	0	1	.925	6.00	8/5	.324	
San Diego	0-1	.206	4	2	0	0	.970	12.38	2/11	.333	
Fresno State	0-1	.188	2	0	0	0	.944	3.38	8/1	.281	
Central Arkansas	2-0	.380	24	4	2	4	.945	4.00	20/6	.219	
UC Irvine	0-2	.103	3	0	1	1	.962	3.00	15/5	.203	
Arkansas State	0-3	.175	10	1	3	0	.980	13.12	24/23	.384	
Oklahoma State	0-1	.226	2	0	0	0	.971	12.38	5/6	.414	
Oral Roberts	1-0	.235	11	3	1	3	1.000	2.00	7/6	.172	
Oklahoma	1-2	.178	14	5	1	3	.957	7.41	31/26	.338	
UC Santa Barbara	0-3	.169	7	6	2	0	.889	5.16	20/10	.284	
Arkansas	0-1	.219	2	0	0	0	.971	7.00	10/6	.286	
Kansas											
Indiana State											
Southeast Missouri											
Murray State											
Southern Illinois											
Illinois State											
Missouri											
New Orleans											
Bradley											
Wichita State											
DBU											
Evansville											
Valparaiso											

SINGLE-GAME HIGHS

Batting	Individual	Team
At Bats	6, Ben Whetstone vs. Central Arkansas (2/27)	44 vs. Central Arkansas (2/27)
Runs	3, John Privitera vs. Utah (2/16)	15 vs. Central Arkansas (2/27)
Hits	3, (8 times)	19 vs. Central Arkansas (2/27)
Doubles	1, (26 times)	3 (4 times)
Triples	1, Drew Millas vs. Fresno State (2/24)	2 vs. Central Arkansas (2/27)
Home Runs	1, Collin Clayton vs. Central Arkansas (2/27)	2 at Arkansas State (3/10)
Runs Batted In	1, John Privitera vs. Central Arkansas (2/27)	2 at UCSB (3/22)
Total Bases	4, Javier Ramos vs. Central Arkansas (2/27)	11 at Oklahoma (3/15)
Stolen Bases	4, Logan Geha at Oklahoma (3/15)	28 vs. Central Arkansas (2/27)
Walks	5, Anthony Herron vs. Central Arkansas (2/26)	3 vs. Central Arkansas (2/27)
Strikeouts	5, John Privitera vs. Central Arkansas (2/27)	3 at Oral Roberts (3/13)
Putouts	5, Collin Clayton at Arkansas State (3/10)	12 at Oral Roberts (3/13)
Assists	2, Logan Geha at Oral Roberts (3/13)	17 at Oklahoma (3/17)
Errors	4, Drew Millas at Oklahoma (3/15)	
Double Plays	4, (3 times)	
Fielding	Individual	Team
Putouts	12, Logan Geha 28 vs. Central Arkansas (2/27)	33 vs. UC Irvine (3/1)
Assists	6, John Privitera at Oral Roberts (3/13)	14 at Oral Roberts (3/13)
Errors	2, (7 times)	7 at UCSB (3/24)
Double Plays	3, Ben Whetstone at Oral Roberts (3/13)	3 at Oral Roberts (3/13)
Strikeouts	3, John Privitera at Oral Roberts (3/13)	
Putouts	3, Sam Faith at Oral Roberts (3/13)	
Pitching	Individual	Team
Innings Pitched	7.0, Logan Thomazin vs. Central Arkansas (2/27)	11.0 vs. UC Irvine (3/1)
Runs Allowed	7, Forrest Barnes at Oklahoma State (3/12)	16 vs. Nevada (2/15)
Earned Runs Allowed	6, Davis Schwab (2 times)	16 at Arkansas State (3/10)
Hits Allowed	6, Logan Wiley at Arkansas State (3/10)	16 vs. Nevada (2/15)
Walks	9, Logan Wiley vs. Fresno State (2/24)	15 at Arkansas State (2 times)
Strikeouts	5, (4 times)	14 at Oklahoma (3/15)
	11, Logan Thomazin vs. Central Arkansas (2/27)	13 vs. Central Arkansas (2/27)

MISSOURI STATE BASEBALL

Game 23 | MISSOURI STATE BEARS (5-17) vs. KANSAS JAYHAWKS (13-10) | March 27, 2019 | Springfield, Mo. | Hammons Field (8,000) | KBFL 1060 AM/96.9 FM | ESPN+

SEASON RESULTS

Date	MSU Totals	Opponent	Opp. Totals	W/L	Record	Winner	Loser	Save	Highlights
2/15	4-7-1	vs. Nevada [^]	16-12-0	L	0-1	Anderson (1-0)	WILEY (0-1)	--	UNR scores in 8 of 9 inn.; Geha 2-3, 2B, BB
2/16	6-12-1	vs. Utah [^]	2-8-1	W	1-1	SCHWAB (1-0)	Pierce (0-1)	--	Schwab 4.1 IP, 3 H, 0 R, 6 K's; Privitera 3-3, 3 R, SB
2/17	0-2-1	at Texas State [^]	10-9-0	L	1-2	Reich (1-0)	MOORE (0-1)	--	Bears blanked on 2 H; Thomazin 3.1 IP, 2 H, 1 ER, 2 K's
2/22	0-5-3	vs. Cal State Fullerton [@]	7-11-0	L	1-3	Bibee (2-0)	SCHWAB (1-1)	--	Bibee 7.0 SHO IP, 8 K's; Thomazin 2.2 IP, 5 K's
2/23	4-7-1	at San Diego [@]	14-10-0	L	1-4	Hendrickson (2-0)	JUENGER (0-1)	--	USD scores 8 runs in first 3 inn.; Ricketts 2-3, 6 RBIs
2/24	2-6-2	vs. Fresno State [@]	3-9-0	L	1-5	Moore (1-0)	WILEY (0-2)	Arias (2)	3-run 4th lifts Fresno; Sechler 2.0 IP, 4 K's; Millas 2-3, 3B, RBI
2/26	9-11-2	Central Arkansas	7-11-3	W	2-5	WITHERSPOON (1-0)	Smith (0-1)	SECHLER (1)	6-run 6th for MSU; Herron 2-4, HR (1), 2 RBI; Privitera 3-5
2/27	15-19-2	Central Arkansas	3-3-3	W	3-5	THOMAZIN (1-0)	Stone (0-1)	--	Thomazin 7.0 IP, 1 H, 0 ER, 11 K's; Geha career-high 3 H
3/1	2-2-1	UC Irvine-1	3-5-0	L	3-6	Pallante (1-1)	SCHWAB (1-2)	Rashi (3)	Schwab 6.0 IP, 5 H, 3 ER, 5 K's; Zimmerman 2-run HR (1)
3/1	1-4-2	UC Irvine-2	4-8-1	L	3-7	Bocko (3-0)	SECHLER (0-1)	--	UCI bullpen 5.1 hitless inn., 10 K's; Lewis 3-run HR in 11th
3/8	2-2-1	at Arkansas State	14-15-3	L	3-8	Jackson (1-1)	SCHWAB (1-3)	--	Jackson 6.0 IP, 2 H, 0 ER; Jablonski 2-4, 4 RBIs
3/9	4-8-1	at Arkansas State	16-15-0	L	3-9	Coates (3-0)	WILEY (0-3)	--	ASU batters MSU for 15 hits; Felix 2-3, 4 RBIs; Coates 6.0 IP, 7 K's
3/10	4-7-0	at Arkansas State	6-8-0	L	3-10	Alberius (2-1)	THOMAZIN (1-1)	K. Stone (5)	Clayton 2-3, HR (1); Sechler 2.2 IP, 1 ER, 3 K's
3/12	2-7-1	at Oklahoma State	13-12-1	L	3-11	Standlee (2-0)	BARNES (0-1)	--	Polak 3-4, RBI; Witherspoon 4.0 IP, 1 H, 1 ER
3/13	11-8-0	at Oral Roberts	2-5-0	W	4-11	LOCHNER (1-0)	Odom (0-2)	--	Faith 2-5, 3 RBIs; Lochner 3.2 IP, 1 H, 0 ER, 3 K's
3/15	11-9-0	at Oklahoma	8-13-3	W	5-11	SECHLER (1-1)	Olds (0-1)	--	Bears rally from 8-0 deficit; Geha grand slam; Sechler 3.0 SHO IP
3/16	2-5-3	at Oklahoma	11-13-0	L	5-12	Wiles (4-0)	THOMAZIN (1-2)	--	Wiles 7.0 IP, 4 H, 2 ER, 9 K's; Cavalli 3-run HR
3/17	1-4-0	at Oklahoma	6-11-0	L	5-13	Prater (4-1)	WILEY (0-4)	--	Prater 7.0 IP, 1 H, 1 ER, 15 K's; OU pitching fans 17 Bears
3/22	3-6-2	at UC Santa Barbara	7-10-0	L	5-14	Brecht (4-0)	THOMAZIN (1-3)	McGreevy (4)	Brecht, McGreevy combine to strike out 16 Bears
3/23	3-6-2	at UC Santa Barbara	5-6-1	L	5-15	Dashwood (4-0)	SECHLER (1-2)	Lincoln (5)	UCSB scores three times in 6th and 7th inn. to break 2-2 tie
3/24	1-3-7	at UC Santa Barbara	11-9-0	L	5-16	Boone (2-0)	WILEY (0-5)	--	Gauchos score nine unearned runs on seven MSU errors
3/26	2-7-1	Arkansas	8-10-1	L	5-17	Vermillion (3-0)	JUENGER (0-2)	--	Razorbacks post twin three-run rallies to overcome 2-0 deficit
3/27		Kansas							
3/29		Indiana State [^]							
3/30		Indiana State [^]							
3/31		Indiana State [^]							
4/2		at Southeast Missouri							
4/3		at Murray State							
4/5		at Southern Illinois [^]							
4/6		at Southern Illinois [^]							
4/7		at Southern Illinois [^]							
4/9		at Kansas							
4/12		at Illinois State [^]							
4/13		at Illinois State [^]							
4/14		at Illinois State [^]							
4/16		Missouri							
4/18		New Orleans							
4/19		New Orleans							
4/20		New Orleans							
4/23		at Missouri							
4/26		Bradley [^]							
4/27		Bradley [^]							
4/28		Bradley [^]							
4/30		at Wichita State							
5/2		DBU [^]							
5/3		DBU [^]							
5/4		DBU [^]							
5/7		Wichita State							
5/10		at Evansville [^]							
5/11		at Evansville [^]							
5/12		at Evansville [^]							
5/16		Valparaiso [^]							
5/17		Valparaiso [^]							
5/18		Valparaiso [^]							

* Missouri Valley Conference game; ^ at Texas State Tournament (San Marcos, Texas); @ at Tony Gwynn Legacy (San Diego, Calif.)

Record Breakdown: 5-17 overall, 5-17 non-conference; 2-11 away; 2-3 home; 1-3 neutral; 3-5 February; 2-12 March; 4-13 day games; 1-4 night games; longest winning streak - 2; longest losing streak - 6

MISSOURI STATE BASEBALL

Game 23 | MISSOURI STATE BEARS (5-17) vs. KANSAS JAYHAWKS (13-10) | March 27, 2019 | Springfield, Mo. | Hammons Field (8,000) | KBFL 1060 AM/96.9 FM | ESPN+

OVERALL BATTING-FIELDING STATISTICS

Record: 5-17 Home: 2-3 Away: 2-11 Neutral: 1-3 : 0-0

Player	avg	gp-gs	ab	r	h	2b	3b	hr	rbi	tb	slg%	bb	hp	so	gdp	ob%	sf	sh	sb-att	po	a	e	fld%
Privitera,John	.241	22-22	83	10	20	4	1	0	3	26	.313	8	2	21	0	.323	0	1	2-4	33	44	4	.951
Millas,Drew	.238	17-17	63	8	15	4	1	2	8	27	.429	10	1	22	2	.347	1	0	0-0	89	7	2	.980
Clayton,Collin	.211	20-17	57	9	12	1	1	1	3	18	.316	4	1	11	3	.274	0	1	1-1	45	0	0	1.000
Geha,Logan	.197	22-21	71	11	14	2	0	4	14	28	.394	10	5	26	1	.337	0	2	5-5	100	14	6	.950
Whetstone,Ben	.173	22-22	75	5	13	2	0	0	6	15	.200	12	3	15	1	.308	1	0	0-2	156	7	1	.994
Duffy,Jack	.172	21-20	64	7	11	2	0	0	5	13	.203	9	1	10	0	.280	1	0	1-2	53	1	2	.964
Hull,Mason	.167	18-17	48	6	8	4	0	0	7	12	.250	1	1	19	0	.200	0	1	0-1	24	35	7	.894
Polak,Joey	.165	22-22	79	9	13	3	0	0	6	16	.203	5	2	32	1	.230	1	0	0-0	8	33	2	.953

Kotowski,Dakota	.375	13-7	24	5	9	0	0	2	3	15	.625	1	1	12	0	.423	0	0	0-0	11	1	2	.857
Ramos,Javier	.333	4-0	3	1	1	0	0	1	4	4	1.333	0	0	2	0	.333	0	0	0-0	0	0	0	.000
Faith,Sam	.268	18-7	41	4	11	2	0	0	4	13	.317	2	2	17	0	.333	0	1	1-1	9	17	2	.929
Zimmerman,Brooks	.220	14-12	41	6	9	1	0	1	4	13	.317	4	1	16	1	.304	0	0	0-0	14	0	0	1.000
Herron,Anthony	.209	15-11	43	7	9	1	0	1	8	13	.302	4	0	15	1	.271	1	0	2-2	0	0	0	.000
Fitzpatrick,Jordan	.111	13-3	18	1	2	0	0	0	2	2	.111	3	0	6	0	.238	0	0	0-0	6	0	1	.857
Totals	.207	22	710	89	147	26	3	12	77	215	.303	73	20	224	10	.297	5	6	12-18	554	189	34	.956
Opponents	.301	22	714	176	215	42	11	20	161	339	.475	117	49	162	14	.423	21	20	31-39	582	167	17	.978

LOB - Team (143), Opp (191). DPs turned - Team (17), Opp (10).

OVERALL PITCHING STATISTICS

(All games Sorted by Earned run avg)

Player	era	w-l	app	gs	cg	sho	sv	ip	h	r	er	bb	so	2b	3b	hr	b/avg	wp	hp	bk	sfa	sha
Wiley,Logan	5.76	0-5	6	6	0	0/0	0	29.2	38	23	19	6	23	9	3	3	.309	0	8	0	2	3
Thomazin,Logan	6.95	1-3	6	4	0	0/0	0	22.0	21	18	17	10	25	3	1	2	.266	3	10	0	4	2
Schwab,Davis	8.59	1-3	7	4	0	0/0	0	22.0	33	22	21	14	20	9	2	1	.359	3	2	2	1	4

Sechler,Connor	3.20	1-2	9	0	0	0/0	1	19.2	15	8	7	12	23	1	0	1	.221	1	4	0	3	2
Lochner,Jake	4.67	1-0	8	1	0	0/0	0	17.1	15	10	9	7	11	4	1	3	.250	1	4	0	0	2
Juenger,Hayden	5.79	0-2	6	2	0	0/0	0	18.2	22	15	12	12	17	1	2	1	.293	0	2	1	2	1
Witherspoon,Nate	6.35	1-0	8	0	0	0/0	0	11.1	14	13	8	3	9	2	1	1	.326	2	6	0	5	0
Cruikshank,Ben	6.59	0-0	6	2	0	0/0	0	13.2	11	13	10	16	11	2	0	1	.224	1	1	0	0	3
Barnes,Forrest	7.88	0-1	3	2	0	0/0	0	8.0	11	9	7	6	6	3	0	3	.355	0	3	0	0	1
Schmidt,Nick	9.00	0-0	7	0	0	0/0	0	8.0	8	8	8	9	7	2	0	2	.286	2	4	0	2	0
Carson,Peyton	15.88	0-0	4	0	0	0/0	0	5.2	10	10	10	2	2	2	1	2	.417	0	2	0	1	1
Moore,Alex	19.29	0-1	3	1	0	0/0	0	4.2	14	10	10	4	1	3	0	0	.519	0	0	0	1	0
Ramos,Javier	27.00	0-0	5	0	0	0/0	0	2.1	2	9	7	10	4	1	0	0	.200	1	2	0	0	0
Gibbs,Zach	27.00	0-0	4	0	0	0/0	0	1.2	1	8	5	6	3	0	0	0	.200	1	1	0	0	1
Totals	7.31	5-17	22	22	0	0/0	1	184.2	215	176	150	117	162	42	11	20	.301	15	49	3	21	20
Opponents	3.15	17-5	22	22	0	2/2	5	194.0	147	89	68	73	224	26	3	12	.207	12	20	5	5	6

PB - Team (0), Opp (3). Pickoffs - Team (5), Thomazin,L. 2, Geha,L. 2, Schwab,D. 1, Opp (2).

MISSOURI STATE BASEBALL

Game 23 | MISSOURI STATE BEARS (5-17) vs. KANSAS JAYHAWKS (13-10) | March 27, 2019 | Springfield, Mo. | Hammons Field (8,000) | KBFL 1060 AM/96.9 FM | ESPN+

HOME BATTING-FIELDING STATISTICS

Record: 2-3 Home: 2-3 Away: 0-0 : 0-0

Player	avg	gp-gs	ab	r	h	2b	3b	hr	rbi	tb	slg%	bb	hp	so	gdp	ob%	sf	sh	sb-att	po	a	e	fld%
Herron,Anthony	.429	4-4	14	4	6	0	0	1	4	9	.643	1	0	4	0	.467	0	0	1-1	0	0	0	.000
Privitera,John	.368	5-5	19	2	7	0	1	0	2	9	.474	2	0	3	0	.429	0	1	1-1	8	10	0	1.000
Geha,Logan	.250	5-5	16	2	4	0	0	0	1	4	.250	2	2	5	0	.400	0	2	2-2	36	7	1	.977
Zimmerman,Brooks	.231	4-4	13	4	3	0	0	1	2	6	.462	2	0	5	1	.333	0	0	0-0	4	0	0	1.000
Duffy,Jack	.211	5-5	19	4	4	1	0	0	0	5	.263	0	1	4	0	.250	0	0	1-2	11	0	0	1.000
Whetstone,Ben	.190	5-5	21	1	4	1	0	0	2	5	.238	1	0	3	0	.227	0	0	0-1	35	3	1	.974
Clayton,Collin	.133	5-5	15	2	2	0	1	0	1	4	.267	1	0	4	1	.188	0	0	0-0	17	0	0	1.000
Hull,Mason	.125	5-5	16	3	2	1	0	0	3	3	.188	0	1	7	0	.176	0	0	0-0	10	12	5	.815
Polak,Joey	.125	5-5	16	4	2	1	0	0	1	3	.188	2	1	7	1	.263	0	0	0-0	2	3	0	1.000

Ramos,Javier	1.000	1-0	1	1	1	0	0	1	4	4	4.000	0	0	0	0	1.000	0	0	0-0	0	0	0	.000
Kotowski,Dakota	.800	2-1	5	1	4	0	0	0	0	4	.800	0	0	1	0	.800	0	0	0-0	0	0	0	.000
Millas,Drew	.400	1-1	5	0	2	0	0	0	0	2	.400	0	0	1	1	.400	0	0	0-0	10	0	0	1.000
Faith,Sam	.250	3-0	4	1	1	0	0	0	0	1	.250	0	0	1	0	.250	0	0	0-0	0	0	0	.000
Fitzpatrick,Jordan	.200	2-0	5	0	1	0	0	0	1	1	.200	0	0	1	0	.200	0	0	0-0	0	0	0	.000
Totals	.254	5	169	29	43	4	2	3	21	60	.355	11	5	46	4	.319	0	3	5-7	135	44	8	.957
Opponents	.227	5	163	25	37	8	0	2	24	51	.313	17	12	45	2	.338	3	6	6-8	129	44	8	.956

LOB - Team (30), Opp (41). DPs turned - Team (2), Opp (4).

HOME PITCHING STATISTICS

(Home games Sorted by Earned run avg)

Player	era	w-l	app	gs	cg	sho	sv	ip	h	r	er	bb	so	2b	3b	hr	b/avg	wp	hp	bk	sfa	sha
Thomazin,Logan	0.00	1-0	1	1	0	0/0	0	7.0	1	1	0	4	11	0	0	0	.050	0	2	0	1	1
Wiley,Logan	0.00	0-0	1	1	0	0/0	0	5.2	2	1	0	0	7	0	0	0	.105	0	0	0	0	1
Cruikshank,Ben	0.00	0-0	1	1	0	0/0	0	5.0	2	0	0	3	5	0	0	0	.125	0	0	0	0	1
Sechler,Connor	4.91	0-1	3	0	0	0/0	1	7.1	8	4	4	3	5	1	0	1	.276	0	2	0	0	0
Schwab,Davis	7.11	0-1	2	1	0	0/0	0	6.1	6	5	5	4	6	4	0	0	.250	1	1	1	0	2
Witherspoon,Nate	9.00	1-0	2	0	0	0/0	0	5.0	8	7	5	0	5	1	0	1	.364	0	3	0	1	0

Lochner,Jake	0.00	0-0	2	0	0	0/0	0	2.0	1	0	0	0	0	0	0	0	.143	0	0	0	0	0
Ramos,Javier	0.00	0-0	1	0	0	0/0	0	0.1	0	0	0	0	0	0	0	0	.000	0	0	0	0	0
Barnes,Forrest	4.15	0-0	1	1	0	0/0	0	4.1	4	2	2	0	3	2	0	0	.250	0	3	0	0	1
Schmidt,Nick	18.00	0-0	1	0	0	0/0	0	1.0	2	2	2	1	2	0	0	0	.500	0	1	0	1	0
Juenger,Hayden	27.00	0-1	1	0	0	0/0	0	1.0	3	3	3	2	1	0	0	0	.600	0	0	0	0	0
Totals	4.20	2-3	5	5	0	0/0	1	45.0	37	25	21	17	45	8	0	2	.227	1	12	1	3	6
Opponents	3.98	3-2	5	5	0	0/0	1	43.0	43	29	19	11	46	4	2	3	.254	3	5	1	0	3

PB - Team (0), Opp (1). Pickoffs - Team (2), Thomazin,L. 1, Schwab,D. 1, Opp (1).

MISSOURI STATE BASEBALL

Game 23 | MISSOURI STATE BEARS (5-17) vs. KANSAS JAYHAWKS (13-10) | March 27, 2019 | Springfield, Mo. | Hammons Field (8,000) | KBFL 1060 AM/96.9 FM | ESPN+

ROAD BATTING-FIELDING STATISTICS

Record: 2-11 Home: 0-0 Away: 2-11 : 0-0

Player	avg	gp-gs	ab	r	h	2b	3b	hr	rbi	tb	slg%	bb	hp	so	gdp	ob%	sf	sh	sb-att	po	a	e	fld%	
Faith,Sam	.281	13-6	32	3	9	2	0	0	4	11	.344	2	1	15	0	.343	0	1	1-1	9	17	2	.929	
Clayton,Collin	.231	11-8	26	6	6	1	0	1	2	10	.385	3	1	4	1	.333	0	0	1-1	17	0	0	1.000	
Millas,Drew	.227	12-12	44	6	10	3	0	2	5	19	.432	8	1	18	1	.358	0	0	0-0	56	6	2	.969	
Whetstone,Ben	.200	13-13	40	3	8	1	0	0	3	9	.225	8	3	9	1	.373	0	0	0-0	88	3	0	1.000	
Polak,Joey	.188	13-13	48	4	9	2	0	0	4	11	.229	2	1	15	0	.231	1	0	0-0	4	27	1	.969	
Duffy,Jack	.152	12-11	33	2	5	1	0	0	4	6	.182	6	0	5	0	.275	1	0	0-0	32	0	2	.941	
Geha,Logan	.140	13-12	43	8	6	1	0	4	12	19	.442	6	2	16	1	.275	0	0	2-2	50	6	5	.918	
Privitera,John	.120	13-13	50	4	6	2	0	0	0	8	.160	4	0	15	0	.185	0	0	0-1	21	22	1	.977	

Kotowski,Dakota	.263	11-6	19	4	5	0	0	2	3	11	.579	1	1	11	0	.333	0	0	0-0	11	1	2	.857	
Hull,Mason	.222	9-8	18	2	4	2	0	0	4	6	.333	1	0	7	0	.263	0	1	0-0	7	13	0	1.000	
Herron,Anthony	.125	9-6	24	3	3	1	0	0	4	4	.167	3	0	9	1	.214	1	0	1-1	0	0	0	.000	
Zimmerman,Brooks	.095	7-6	21	2	2	1	0	0	1	3	.143	1	1	11	0	.174	0	0	0-0	9	0	0	1.000	
Fitzpatrick,Jordan	.077	10-3	13	1	1	0	0	0	0	1	.077	2	0	5	0	.200	0	0	0-0	6	0	1	.857	
Ramos,Javier	.000	3-0	2	0	0	0	0	0	0	0	.000	0	0	2	0	.000	0	0	0-0	0	0	0	.000	
Totals	.179	13	413	48	74	17	0	9	46	118	.286	47	11	142	5	.278	3	2	5-6	314	110	19	.957	
Opponents	.329	13	414	123	136	31	8	13	112	222	.536	85	25	85	8	.456	15	12	20-25	345	91	8	.982	

LOB - Team (83), Opp (114). DPs turned - Team (11), Opp (5).

ROAD PITCHING STATISTICS

(Away games Sorted by Earned run avg)

Player	era	w-l	app	gs	cg	sho	sv	ip	h	r	er	bb	so	2b	3b	hr	b/avg	wp	hp	bk	sfa	sha
Juenger,Hayden	4.40	0-1	4	1	0	0/0	0	14.1	14	10	7	7	14	1	2	1	.255	0	2	0	2	1
Lochner,Jake	5.28	1-0	6	1	0	0/0	0	15.1	14	10	9	7	11	4	1	3	.264	1	4	0	0	2
Wiley,Logan	7.24	0-3	3	3	0	0/0	0	13.2	21	14	11	5	10	9	1	2	.344	0	5	0	1	1

Sechler,Connor	3.00	1-1	4	0	0	0/0	0	9.0	7	4	3	9	12	0	0	0	.241	1	1	0	3	2
Witherspoon,Nate	3.00	0-0	4	0	0	0/0	0	6.0	6	5	2	1	3	1	1	0	.300	2	3	0	4	0
Cruikshank,Ben	6.48	0-0	4	1	0	0/0	0	8.1	9	9	6	10	5	2	0	1	.281	1	0	0	0	2
Schmidt,Nick	10.80	0-0	4	0	0	0/0	0	3.1	2	4	4	7	4	1	0	0	.182	2	1	0	0	0
Thomazin,Logan	11.68	0-3	4	3	0	0/0	0	12.1	17	16	16	5	9	3	1	2	.340	3	7	0	2	1
Carson,Peyton	13.50	0-0	3	0	0	0/0	0	4.2	7	7	7	2	2	2	0	1	.389	0	1	0	1	1
Barnes,Forrest	15.00	0-1	1	1	0	0/0	0	3.0	6	7	5	5	3	1	0	3	.462	0	0	0	0	0
Schwab,Davis	15.43	0-1	3	2	0	0/0	0	7.0	17	12	12	8	5	4	2	0	.500	2	0	0	1	1
Moore,Alex	19.29	0-1	3	1	0	0/0	0	4.2	14	10	10	4	1	3	0	0	.519	0	0	0	1	0
Gibbs,Zach	27.00	0-0	4	0	0	0/0	0	1.2	1	8	5	6	3	0	0	0	.200	1	1	0	0	1
Ramos,Javier	33.75	0-0	3	0	0	0/0	0	1.1	1	7	5	9	3	0	0	0	.167	1	0	0	0	0
Totals	8.77	2-11	13	13	0	0/0	0	104.2	136	123	102	85	85	31	8	13	.329	14	25	0	15	12
Opponents	2.90	11-2	13	13	0	1/1	3	115.0	74	48	37	47	142	17	0	9	.179	6	11	3	3	2

PB - Team (0), Opp (2). Pickoffs - Team (2), Geha,L. 2.

MISSOURI STATE BASEBALL

Game 23 | MISSOURI STATE BEARS (5-17) vs. KANSAS JAYHAWKS (13-10) | March 27, 2019 | Springfield, Mo. | Hammons Field (8,000) | KBFL 1060 AM/96.9 FM | ESPN+

INDIVIDUAL GAME-BY-GAME BATTING (AB-R-H-RBI)

Opponent	Date	#7 Clayton,C	#23 Duffy,J	#26 Faith,S	#17 Fitzpatrick,J	#4 Geha,L	#12 Herron,A	#8 Hull,M	#16 Kotowski,D	#24 Millas,D	#25 Polak,J	#32 Privitera,J	#34 Ramos,J	#45 Whetstone	#1 Zimmerman
Nevada	Feb 15	5-0-0-0	2-1-1-1	4-0-1-0	0-0-0-1	3-1-2-0	3-0-0-0	4-0-0-0	5-1-1-0	3-0-2-1	4-1-0-0	Def
Utah	Feb 16	4-1-1-0	4-0-1-0	4-0-1-1	4-1-1-0	3-1-1-2	3-0-1-1	3-3-3-0	4-0-0-0	4-0-3-1
Texas State	Feb 17	3-0-1-0	3-0-0-0	3-0-0-0	1-0-0-0	1-0-0-0	1-0-0-0	4-0-0-0	3-0-1-0	4-0-0-0	3-0-0-0	3-0-0-0
Cal State Fullerton	Feb 22	3-0-1-0	3-0-0-0	3-0-1-0	3-0-0-0	3-0-1-0	4-0-0-0	4-0-0-0	4-0-1-0	3-0-1-0
San Diego	Feb 23	3-0-1-0	0-0-0-0	3-1-0-0	4-1-1-0	3-0-1-2	Def	4-0-1-0	3-0-0-0	5-0-0-0	4-1-2-1	5-1-1-0
Fresno State	Feb 24	4-0-2-0	3-0-0-0	1-0-0-0	2-0-0-0	2-0-0-0	4-0-0-0	3-1-2-1	3-0-0-0	4-1-1-0	3-0-0-1	3-0-1-0
Central Arkansas	Feb 26	4-0-1-0	4-1-1-0	3-1-1-0	4-2-2-2	4-2-1-2	3-1-1-1	5-0-3-1	5-0-1-1	3-2-0-0
Central Arkansas	Feb 27	5-2-1-0	5-2-2-0	2-1-1-0	2-0-0-0	4-1-3-1	4-0-1-2	3-1-1-1	1-1-1-0	3-2-1-0	5-2-3-1	1-1-1-4	6-1-3-1	3-1-1-0
UC Irvine	Mar 01	2-0-0-0	3-0-0-0	1-0-0-0	2-0-0-0	2-1-1-0	2-0-0-0	2-0-0-0	3-0-0-0	3-0-0-0	3-1-1-2
UC Irvine	Mar 01	3-0-0-1	4-0-0-0	1-0-0-0	3-0-0-0	4-1-2-0	4-0-0-0	4-0-0-0	4-0-1-0	4-0-0-0	4-0-1-0
Arkansas State	Mar 08	3-0-0-0	4-0-0-1	1-0-0-0	1-0-0-0	3-0-0-0	4-0-0-0	3-0-0-1	1-0-0-0	3-1-0-0	4-0-0-0	2-0-1-0	2-1-1-0
Arkansas State	Mar 10	3-1-1-0	1-0-1-0	1-0-1-0	4-0-1-1	0-0-0-1	3-2-2-0	2-1-1-2	5-0-0-0	3-0-0-0	3-0-0-0	4-0-1-0	4-0-0-0
Arkansas State	Mar 10	3-1-2-1	4-0-1-0	1-1-1-1	4-0-1-0	3-1-1-1	1-0-0-0	4-0-0-1	4-1-1-0	5-0-0-0	4-0-0-0
Oklahoma State	Mar 12	2-0-0-0	2-0-1-0	3-0-0-0	2-0-0-0	3-1-0-0	1-0-0-0	1-0-0-0	0-1-0-0	3-0-1-0	4-0-3-1	3-0-1-0	1-0-0-0	3-0-1-0	3-0-0-1
Oral Roberts	Mar 13	2-0-0-0	2-1-0-1	5-1-2-3	1-1-0-0	3-2-1-3	4-1-1-1	0-0-0-0	5-2-2-1	5-0-0-1	5-2-2-0	2-1-0-0
Oklahoma	Mar 15	2-2-0-0	3-1-1-2	5-0-2-0	2-0-0-0	5-1-1-4	4-1-1-2	1-0-0-0	2-2-0-0	5-1-1-2	5-2-2-0	3-1-1-1
Oklahoma	Mar 16	4-0-0-0	4-1-1-0	0-0-0-0	4-0-1-1	3-0-0-0	2-0-1-0	3-1-1-1	4-0-1-0	4-0-0-0	4-0-0-0
Oklahoma	Mar 17	3-0-0-0	4-0-0-0	1-0-0-0	4-1-1-1	2-0-1-0	3-0-1-0	3-0-0-0	3-0-0-0	3-0-1-0	4-0-0-0
UC Santa Barbara	Mar 22	1-0-0-0	1-0-0-0	1-0-1-0	1-0-0-0	3-0-0-1	3-0-0-0	3-0-0-0	4-1-1-1	4-1-1-1	4-1-2-0	4-0-1-0	1-0-0-0	3-0-0-0
UC Santa Barbara	Mar 23	3-1-1-1	3-0-1-0	3-0-1-0	1-0-0-0	4-1-0-0	Def	4-1-1-0	4-0-1-1	4-0-0-0	3-0-0-0	Def	3-0-1-1
UC Santa Barbara	Mar 24	1-1-0-0	3-0-0-0	1-0-0-0	Def	3-0-0-0	3-0-1-1	3-0-0-0	3-0-2-0	3-0-0-0	2-0-0-0	2-0-0-0	Def
Arkansas	Mar 26	1-0-0-0	3-1-1-0	3-0-1-1	4-0-0-0	3-0-0-0	4-0-3-0	5-0-2-0	4-1-0-0	2-0-0-0	3-0-0-0

MISSOURI STATE BASEBALL

Game 23 | MISSOURI STATE BEARS (5-17) vs. KANSAS JAYHAWKS (13-10) | March 27, 2019 | Springfield, Mo. | Hammons Field (8,000) | KBFL 1060 AM/96.9 FM | ESPN+

INDIVIDUAL GAME-BY-GAME PITCHING (IP-H-R-ER-BB-SO)

Opponent	Date	#31 Barnes,F	#29 Carson,P	#43 Cruikshank,B	#40 Gibbs,Z	#11 Juenger,H	#21 Lochner,J	#50 Moore,A	#34 Ramos,J	#10 Schmidt,N	#13 Schwab,D
Nevada	Feb 15	0.2-1-0-0-1-0	1.0-3-3-3-0-0	0.1-0-4-4-3-1	0.2-1-2-2-1-1	1.2-3-2-2-0-1
Utah	Feb 16	*3.1-5-2-2-3-2	4.1-3-0-0-1-6
Texas State	Feb 17	1.0-0-2-1-3-0	*2.2-6-5-5-3-0	0.0-0-2-1-2-0	1.0-1-0-0-0-2
Cal State Fullerton	Feb 22	2.0-1-0-0-1-0	*4.1-7-5-4-1-3
San Diego	Feb 23	1.0-0-0-0-0-0	3.0-1-5-2-5-0	0.0-0-2-2-2-0	*2.0-5-4-4-3-2	2.0-4-3-3-1-0
Fresno State	Feb 24
Central Arkansas	Feb 26	*4.1-4-2-2-0-3	0.1-0-0-0-0-0
Central Arkansas	Feb 27	1.0-0-0-0-0-0	1.0-2-2-2-1-2
UC Irvine	Mar 01	*6.0-5-3-3-3-5
UC Irvine	Mar 01	1.0-1-0-0-0-0
Arkansas State	Mar 08	3.1-3-3-3-2-2	1.0-4-2-2-0-2	0.2-0-3-3-5-1	*3.0-8-6-6-3-3
Arkansas State	Mar 10	1.0-1-0-0-0-1	0.0-1-3-3-2-0	0.2-1-0-0-0-1	2.0-4-3-3-1-1	0.1-0-4-3-3-1
Arkansas State	Mar 10
Oklahoma State	Mar 12	*3.0-6-7-5-5-3	0.1-4-4-4-0-0	0.2-1-1-1-0-0
Oral Roberts	Mar 13	*3.1-3-2-2-5-2	2.0-1-0-0-0-2	3.2-1-0-0-1-3
Oklahoma	Mar 15	1.0-1-1-1-4-2	1.0-0-0-0-2-1	*3.1-8-6-6-4-2
Oklahoma	Mar 16	1.0-0-0-0-0-3	5.1-5-4-1-2-4	0.0-4-2-2-0-0
Oklahoma	Mar 17	3.0-3-3-3-1-2
UC Santa Barbara	Mar 22	5.0-3-2-2-2-6
UC Santa Barbara	Mar 23	*5.0-5-2-2-1-5
UC Santa Barbara	Mar 24	0.2-0-3-0-2-0	0.2-1-0-0-1-0
Arkansas	Mar 26	*5.0-2-0-0-3-5	1.0-3-3-3-2-1	0.1-1-2-2-1-1
Opponent	Date	#14 Sechler,C	#18 Thomazin,L	#35 Wiley,L	#27 Witherspoon,N						
Nevada	Feb 15	*4.1-6-5-5-0-2	0.1-0-0-0-0-1						
Utah	Feb 16	1.1-0-0-0-0-2						
Texas State	Feb 17	3.1-2-1-1-0-2						
Cal State Fullerton	Feb 22	2.2-3-1-1-1-5	0.0-0-1-1-2-0						
San Diego	Feb 23						
Fresno State	Feb 24	2.0-0-0-0-0-4	*6.0-9-3-3-1-4						
Central Arkansas	Feb 26	2.0-3-1-1-1-2	2.1-4-4-3-0-2						
Central Arkansas	Feb 27	*7.0-1-1-0-4-11						
UC Irvine	Mar 01	1.0-0-0-0-1-2						
UC Irvine	Mar 01	4.1-5-3-3-1-1	*5.2-2-1-0-0-7						
Arkansas State	Mar 08						
Arkansas State	Mar 10	*4.0-8-6-6-3-5						
Arkansas State	Mar 10	2.2-4-1-1-3-3	*4.1-4-5-5-1-3	1.0-0-0-0-0-1						
Oklahoma State	Mar 12	4.0-1-1-1-1-2						
Oral Roberts	Mar 13						
Oklahoma	Mar 15	3.0-1-0-0-4-5	0.2-3-1-1-0-0						
Oklahoma	Mar 16	*1.2-4-5-5-3-2						
Oklahoma	Mar 17	0.1-1-0-0-0-1	*4.2-7-3-3-1-1						
UC Santa Barbara	Mar 22	*3.0-7-5-5-1-2						
UC Santa Barbara	Mar 23	3.0-1-3-2-2-3						
UC Santa Barbara	Mar 24	*5.0-6-5-2-1-4	0.1-2-3-0-0-0						
Arkansas	Mar 26	2.2-4-3-2-0-3						

MISSOURI STATE BASEBALL

Game 23 | MISSOURI STATE BEARS (5-17) vs. KANSAS JAYHAWKS (13-10) | March 27, 2019 | Springfield, Mo. | Hammons Field (8,000) | KBFL 1060 AM/96.9 FM | ESPN+

GAME-BY-GAME LINEUPS

Date	Opponent	1st	2nd	3rd	4th	5th	6th	7th	8th	9th
Feb. 15	vs. Nevada	Clayton	Millas	Faith	Polak	Whetstone	Geha	Duffy	Hull	Privitera
Feb. 16	vs. Utah	Privitera	Clayton	Millas	Zimmerman	Polak	Duffy	Geha	Whetstone	Hull
Feb. 17	at Texas State	Privitera	Millas	Duffy	Zimmerman	Whetstone	Faith	Polak	Clayton	Hull
Feb. 22	vs. Cal State Fullerton	Privitera	Millas	Whetstone	Polak	Duffy	Clayton	Geha	Herron	Hull
Feb. 23	at San Diego	Privitera	Millas	Zimmerman	Polak	Herron	Clayton	Whetstone	Geha	Hull
Feb. 24	vs. Fresno State	Privitera	Millas	Whetstone	Zimmerman	Duffy	Clayton	Geha	Polak	Hull
Feb. 26	Central Arkansas	Privitera	Clayton	Whetstone	Zimmerman	Herron	Duffy	Geha	Polak	Hull
Feb. 27	Central Arkansas	Privitera	Geha	Whetstone	Herron	Duffy	Zimmerman	Clayton	Polak	Hull
March 1	UC Irvine-1	Privitera	Geha	Whetstone	Herron	Zimmerman	Duffy	Clayton	Polak	Hull
March 1	UC Irvine-2	Privitera	Geha	Whetstone	Herron	Zimmerman	Polak	Clayton	Duffy	Hull
March 8	at Arkansas State	Privitera	Geha	Whetstone	Herron	Zimmerman	Polak	Clayton	Duffy	Hull
March 10	at Arkansas State-1	Geha	Millas	Zimmerman	Polak	Whetstone	Clayton	Hull	Kotowski	Privitera
March 10	at Arkansas State-2	Privitera	Millas	Whetstone	Polak	Duffy	Geha	Fitzpatrick	Hull	Clayton
March 12	at Oklahoma State	Privitera	Geha	Millas	Whetstone	Zimmerman	Polak	Duffy	Clayton	Hull
March 13	at Oral Roberts	Privitera	Millas	Polak	Whetstone	Faith	Herron	Duffy	Geha	Fitzpatrick
March 15	at Oklahoma	Privitera	Millas	Polak	Whetstone	Faith	Herron	Duffy	Geha	Fitzpatrick
March 16	at Oklahoma	Privitera	Millas	Polak	Whetstone	Faith	Geha	Duffy	Herron	Kotowski
March 17	at Oklahoma	Privitera	Geha	Millas	Polak	Zimmerman	Faith	Kotowski	Whetstone	Duffy
March 22	at UC Santa Barbara	Privitera	Geha	Millas	Kotowski	Hull	Herron	Polak	Whetstone	Duffy
March 23	at UC Santa Barbara	Privitera	Geha	Millas	Polak	Kotowski	Faith	Clayton	Whetstone	Duffy
March 24	at UC Santa Barbara	Geha	Millas	Kotowski	Polak	Whetstone	Clayton	Hull	Duffy	Privitera
March 26	Arkansas	Geha	Millas	Polak	Kotowski	Clayton	Hull	Whetstone	Duffy	Privitera
March 27	Kansas									
March 29	Indiana State									
March 30	Indiana State									
March 31	Indiana State									
April 2	at Southeast Missouri									
April 3	at Murray State									
April 5	at Southern Illinois									
April 6	at Southern Illinois									
April 7	at Southern Illinois									
April 9	at Kansas									
April 12	at Illinois State									
April 13	at Illinois State									
April 14	at Illinois State									
April 16	Missouri									
April 18	New Orleans									
April 19	New Orleans									
April 20	New Orleans									
April 23	at Missouri									
April 26	Bradley									
April 27	Bradley									
April 28	Bradley									
April 30	at Wichita State									
May 2	DBU									
May 3	DBU									
May 4	DBU									
May 7	Wichita State									
May 10	at Evansville									
May 11	at Evansville									
May 12	at Evansville									
May 16	Valparaiso									
May 17	Valparaiso									
May 18	Valparaiso									

Bold indicates home game

MISSOURI STATE BASEBALL

Game 23 | MISSOURI STATE BEARS (5-17) vs. KANSAS JAYHAWKS (13-10) | March 27, 2019 | Springfield, Mo. | Hammons Field (8,000) | KBFL 1060 AM/96.9 FM | ESPN+

GAME-BY-GAME DEFENSIVE LINEUPS

Date	Opponent	P	C	1B	2B	3B	SS	LF	CF	RF	DH
Feb. 15	vs. Nevada	Wiley	Millas	Whetstone	Privitera	Polak	Hull	Geha	Clayton	Duffy	Faith
Feb. 16	vs. Utah	Juenger	Millas	Whetstone	Privitera	Polak	Hull	Geha	Clayton	Duffy	Zimmerman
Feb. 17	at Texas State	Moore	Millas	Whetstone	Privitera	Polak	Hull	Geha	Clayton	Duffy	Faith
Feb. 22	vs. Cal State Fullerton	Schwab	Millas	Whetstone	Privitera	Polak	Hull	Geha	Clayton	Duffy	Herron
Feb. 23	at San Diego	Juenger	Millas	Whetstone	Privitera	Polak	Hull	Geha	Clayton	Zimmerman	Herron
Feb. 24	vs. Fresno State	Wiley	Geha	Whetstone	Privitera	Polak	Hull	Zimmerman	Clayton	Duffy	Millas
Feb. 26	Central Arkansas	Barnes	Geha	Whetstone	Privitera	Polak	Hull	Zimmerman	Clayton	Duffy	Herron
Feb. 27	Central Arkansas	Thomazin	Geha	Whetstone	Privitera	Polak	Hull	Zimmerman	Clayton	Duffy	Herron
March 1	UC Irvine-1	Schwab	Geha	Whetstone	Privitera	Polak	Hull	Zimmerman	Clayton	Duffy	Herron
March 1	UC Irvine-2	Wiley	Geha	Whetstone	Privitera	Polak	Hull	Zimmerman	Clayton	Duffy	Herron
March 8	at Arkansas State	Schwab	Geha	Whetstone	Privitera	Polak	Hull	Zimmerman	Clayton	Duffy	Herron
March 10	at Arkansas State-1	Wiley	Geha	Whetstone	Privitera	Polak	Hull	Zimmerman	Clayton	Kotowski	Millas
March 10	at Arkansas State-2	Thomazin	Geha	Whetstone	Privitera	Polak	Hull	Fitzpatrick	Clayton	Duffy	Millas
March 12	at Oklahoma State	Barnes	Millas	Whetstone	Privitera	Polak	Hull	Geha	Duffy	Clayton	Zimmerman
March 13	at Oral Roberts	Cruikshank	Millas	Whetstone	Faith	Polak	Privitera	Geha	Duffy	Fitzpatrick	Herron
March 15	at Oklahoma	Schwab	Millas	Whetstone	Faith	Polak	Privitera	Geha	Duffy	Fitzpatrick	Herron
March 16	at Oklahoma	Thomazin	Millas	Whetstone	Faith	Polak	Privitera	Geha	Duffy	Kotowski	Herron
March 17	at Oklahoma	Wiley	Geha	Whetstone	Faith	Polak	Privitera	Zimmerman	Duffy	Kotowski	Millas
March 22	at UC Santa Barbara	Thomazin	Millas	Whetstone	Hull	Polak	Privitera	Geha	Duffy	Kotowski	Herron
March 23	at UC Santa Barbara	Lochner	Millas	Whetstone	Geha	Polak	Privitera	Clayton	Duffy	Kotowski	Faith
March 24	at UC Santa Barbara	Wiley	Geha	Whetstone	Privitera	Polak	Hull	Clayton	Duffy	Kotowski	Millas
March 26	Arkansas	Cruikshank	Millas	Whetstone	Privitera	Polak	Hull	Geha	Duffy	Clayton	Kotowski
March 27	Kansas										
March 29	Indiana State										
March 30	Indiana State										
March 31	Indiana State										
April 2	at Southeast Missouri										
April 3	at Murray State										
April 5	at Southern Illinois										
April 6	at Southern Illinois										
April 7	at Southern Illinois										
April 9	at Kansas										
April 12	at Illinois State										
April 13	at Illinois State										
April 14	at Illinois State										
April 16	Missouri										
April 18	New Orleans										
April 19	New Orleans										
April 20	New Orleans										
April 23	at Missouri										
April 26	Bradley										
April 27	Bradley										
April 28	Bradley										
April 30	at Wichita State										
May 2	DBU										
May 3	DBU										
May 4	DBU										
May 7	Wichita State										
May 10	at Evansville										
May 11	at Evansville										
May 12	at Evansville										
May 16	Valparaiso										
May 17	Valparaiso										
May 18	Valparaiso										

Bold indicates home game

MISSOURI STATE BASEBALL

Game 23 | MISSOURI STATE BEARS (5-17) vs. KANSAS JAYHAWKS (13-10) | March 27, 2019 | Springfield, Mo. | Hammons Field (8,000) | KBFL 1060 AM/96.9 FM | ESPN+

MISSOURI STATE CAREER STATISTICS

Barnes, Forrest

Year	avg	qp-gs	ab	r	h	2b	3b	hr	rbi	tb	slg%	bb	hbp	so	gdp	ob%	sf	sh	sb-att	po	a	e	fld%
2019	.000	0-0	0	0	0	0	0	0	0	0	.000	0	0	0	0	.000	0	0	0-0	0	2	0	1.000
TOTAL	.000	0-0	0	0	0	0	0	0	0	0	.000	0	0	0	0	.000	0	0	0-0	0	2	0	1.000

Year	era	w-l	app	gs	cq	sho	sv	ip	h	r	er	bb	so	2b	3b	hr	bf	bavg	wp	hbp	bk	sfa	sha
2019	7.88	0-1	3	2	0	0/0	0	8.0	11	9	7	6	6	3	0	3	41	.355	0	3	0	0	1
TOTAL	7.88	0-1	3	2	0	0/0	0	8.0	11	9	7	6	6	3	0	3	41	.355	0	3	0	0	1

Briggs, Michael

Year	avg	qp-gs	ab	r	h	2b	3b	hr	rbi	tb	slg%	bb	hbp	so	gdp	ob%	sf	sh	sb-att	po	a	e	fld%
2018	.000	4-0	3	0	0	0	0	0	0	0	.000	0	0	3	0	.000	0	0	0-0	0	1	0	1.000
TOTAL	.000	4-0	3	0	0	0	0	0	0	0	.000	0	0	3	0	.000	0	0	0-0	0	1	0	1.000

Buckner, Ty

Year	avg	qp-gs	ab	r	h	2b	3b	hr	rbi	tb	slg%	bb	hbp	so	gdp	ob%	sf	sh	sb-att	po	a	e	fld%
2018	.000	0-0	0	0	0	0	0	0	0	0	.000	0	0	0	0	.000	0	0	0-0	4	8	0	1.000
TOTAL	.000	0-0	0	0	0	0	0	0	0	0	.000	0	0	0	0	.000	0	0	0-0	4	8	0	1.000

Year	era	w-l	app	gs	cq	sho	sv	ip	h	r	er	bb	so	2b	3b	hr	bf	bavg	wp	hbp	bk	sfa	sha
2018	4.81	7-4	16	15	1	0/1	0	76.2	62	47	41	49	60	12	1	8	347	.220	6	13	0	0	3
TOTAL	4.81	7-4	16	15	1	0/1	0	76.2	62	47	41	49	60	12	1	8	347	.220	6	13	0	0	3

Carson, Peyton

Year	avg	qp-gs	ab	r	h	2b	3b	hr	rbi	tb	slg%	bb	hbp	so	gdp	ob%	sf	sh	sb-att	po	a	e	fld%
2019	.000	0-0	0	0	0	0	0	0	0	0	.000	0	0	0	0	.000	0	0	0-0	0	1	1	.500
TOTAL	.000	0-0	0	0	0	0	0	0	0	0	.000	0	0	0	0	.000	0	0	0-0	0	1	1	.500

Year	era	w-l	app	gs	cq	sho	sv	ip	h	r	er	bb	so	2b	3b	hr	bf	bavg	wp	hbp	bk	sfa	sha
2019	15.88	0-0	4	0	0	0/0	0	5.2	10	10	10	2	2	2	1	2	30	.417	0	2	0	1	1
TOTAL	15.88	0-0	4	0	0	0/0	0	5.2	10	10	10	2	2	2	1	2	30	.417	0	2	0	1	1

Clayton, Collin

Year	avg	qp-gs	ab	r	h	2b	3b	hr	rbi	tb	slg%	bb	hbp	so	gdp	ob%	sf	sh	sb-att	po	a	e	fld%
2019	.211	20-17	57	9	12	1	1	1	3	18	.316	4	1	11	3	.274	0	1	1-1	45	0	0	1.000
TOTAL	.211	20-17	57	9	12	1	1	1	3	18	.316	4	1	11	3	.274	0	1	1-1	45	0	0	1.000

Cruikshank, Ben

Year	avg	qp-gs	ab	r	h	2b	3b	hr	rbi	tb	slg%	bb	hbp	so	gdp	ob%	sf	sh	sb-att	po	a	e	fld%
2019	.000	0-0	0	0	0	0	0	0	0	0	.000	0	0	0	0	.000	0	0	0-0	2	2	0	1.000
TOTAL	.000	0-0	0	0	0	0	0	0	0	0	.000	0	0	0	0	.000	0	0	0-0	2	2	0	1.000

Year	era	w-l	app	gs	cq	sho	sv	ip	h	r	er	bb	so	2b	3b	hr	bf	bavg	wp	hbp	bk	sfa	sha
2019	6.59	0-0	6	2	0	0/0	0	13.2	11	13	10	16	11	2	0	1	69	.224	1	1	0	0	3
TOTAL	6.59	0-0	6	2	0	0/0	0	13.2	11	13	10	16	11	2	0	1	69	.224	1	1	0	0	3

Duffy, Jack

Year	avg	qp-gs	ab	r	h	2b	3b	hr	rbi	tb	slg%	bb	hbp	so	gdp	ob%	sf	sh	sb-att	po	a	e	fld%
2017	.222	58-45	158	21	35	8	1	0	17	45	.285	25	5	42	2	.344	1	0	7-8	88	0	2	.978
2018	.271	57-54	203	30	55	9	3	3	30	79	.389	15	6	40	3	.338	1	7	1-3	121	5	1	.992
2019	.172	21-20	64	7	11	2	0	0	5	13	.203	9	1	10	0	.280	1	0	1-2	53	1	2	.964
TOTAL	.238	136-119	425	58	101	19	4	3	52	137	.322	49	12	92	5	.331	3	7	9-13	262	6	5	.982

MISSOURI STATE BASEBALL

Game 23 | MISSOURI STATE BEARS (5-17) vs. KANSAS JAYHAWKS (13-10) | March 27, 2019 | Springfield, Mo. | Hammons Field (8,000) | KBFL 1060 AM/96.9 FM | ESPN+

MISSOURI STATE CAREER STATISTICS

Faith,Sam

Year	avg	gp-gs	ab	r	h	2b	3b	hr	rbi	tb	slg%	bb	hbp	so	gdp	ob%	sf	sh	sb-att	po	a	e	fld%
2018	.121	23-5	33	6	4	1	0	1	3	8	.242	2	1	13	0	.194	0	2	1-1	2	11	1	.929
2019	.268	18-7	41	4	11	2	0	0	4	13	.317	2	2	17	0	.333	0	1	1-1	9	17	2	.929
TOTAL	.203	41-12	74	10	15	3	0	1	7	21	.284	4	3	30	0	.272	0	3	2-2	11	28	3	.929

Fitzpatrick,Jordan

Year	avg	gp-gs	ab	r	h	2b	3b	hr	rbi	tb	slg%	bb	hbp	so	gdp	ob%	sf	sh	sb-att	po	a	e	fld%
2018	.196	34-10	51	8	10	2	0	1	8	15	.294	8	0	13	0	.300	1	0	0-0	13	1	3	.824
2019	.111	13-3	18	1	2	0	0	0	2	2	.111	3	0	6	0	.238	0	0	0-0	6	0	1	.857
TOTAL	.174	47-13	69	9	12	2	0	1	10	17	.246	11	0	19	0	.284	1	0	0-0	19	1	4	.833

Geha,Logan

Year	avg	gp-gs	ab	r	h	2b	3b	hr	rbi	tb	slg%	bb	hbp	so	gdp	ob%	sf	sh	sb-att	po	a	e	fld%
2017	.203	34-25	64	20	13	3	0	1	10	19	.297	18	8	24	0	.429	1	5	3-4	162	35	3	.985
2018	.185	45-39	119	25	22	4	1	0	9	28	.235	14	5	43	1	.297	0	7	5-7	316	37	5	.986
2019	.197	22-21	71	11	14	2	0	4	14	28	.394	10	5	26	1	.337	0	2	5-5	100	14	6	.950
TOTAL	.193	101-85	254	56	49	9	1	5	33	75	.295	42	18	93	2	.346	1	14	13-16	578	86	14	.979

Gibbs,Zach

Year	avg	gp-gs	ab	r	h	2b	3b	hr	rbi	tb	slg%	bb	hbp	so	gdp	ob%	sf	sh	sb-att	po	a	e	fld%
2018	.000	0-0	0	0	0	0	0	0	0	0	.000	0	0	0	0	.000	0	0	0-0	0	1	1	.500
2019	.000	0-0	0	0	0	0	0	0	0	0	.000	0	0	0	0	.000	0	0	0-0	0	1	0	1.000
TOTAL	.000	0-0	0	0	0	0	0	0	0	0	.000	0	0	0	0	.000	0	0	0-0	0	2	1	.667

Year	era	w-l	app	qs	cq	sho	sv	ip	h	r	er	bb	so	2b	3b	hr	bf	bavg	wp	hbp	bk	sfa	sha
2018	3.60	0-0	4	0	0	0/0	0	5.0	6	5	2	4	1	3	0	0	25	.286	1	0	0	0	0
2019	27.00	0-0	4	0	0	0/0	0	1.2	1	8	5	6	3	0	0	0	13	.200	1	1	0	0	1
TOTAL	9.45	0-0	8	0	0	0/0	0	6.2	7	13	7	10	4	3	0	0	38	.269	2	1	0	0	1

Herron,Anthony

Year	avg	gp-gs	ab	r	h	2b	3b	hr	rbi	tb	slg%	bb	hbp	so	gdp	ob%	sf	sh	sb-att	po	a	e	fld%
2019	.209	15-11	43	7	9	1	0	1	8	13	.302	4	0	15	1	.271	1	0	2-2	0	0	0	.000
TOTAL	.209	15-11	43	7	9	1	0	1	8	13	.302	4	0	15	1	.271	1	0	2-2	0	0	0	.000

Hull,Mason

Year	avg	gp-gs	ab	r	h	2b	3b	hr	rbi	tb	slg%	bb	hbp	so	gdp	ob%	sf	sh	sb-att	po	a	e	fld%
2019	.167	18-17	48	6	8	4	0	0	7	12	.250	1	1	19	0	.200	0	1	0-1	24	35	7	.894
TOTAL	.167	18-17	48	6	8	4	0	0	7	12	.250	1	1	19	0	.200	0	1	0-1	24	35	7	.894

Juenger,Hayden

Year	avg	gp-gs	ab	r	h	2b	3b	hr	rbi	tb	slg%	bb	hbp	so	gdp	ob%	sf	sh	sb-att	po	a	e	fld%
2019	.000	0-0	0	0	0	0	0	0	0	0	.000	0	0	0	0	.000	0	0	0-0	0	2	0	1.000
TOTAL	.000	0-0	0	0	0	0	0	0	0	0	.000	0	0	0	0	.000	0	0	0-0	0	2	0	1.000

Year	era	w-l	app	qs	cq	sho	sv	ip	h	r	er	bb	so	2b	3b	hr	bf	bavg	wp	hbp	bk	sfa	sha
2019	5.79	0-2	6	2	0	0/0	0	18.2	22	15	12	12	17	1	2	1	92	.293	0	2	1	2	1
TOTAL	5.79	0-2	6	2	0	0/0	0	18.2	22	15	12	12	17	1	2	1	92	.293	0	2	1	2	1

Kotowski,Dakota

Year	avg	gp-gs	ab	r	h	2b	3b	hr	rbi	tb	slg%	bb	hbp	so	gdp	ob%	sf	sh	sb-att	po	a	e	fld%
2019	.375	13-7	24	5	9	0	0	2	3	15	.625	1	1	12	0	.423	0	0	0-0	11	1	2	.857
TOTAL	.375	13-7	24	5	9	0	0	2	3	15	.625	1	1	12	0	.423	0	0	0-0	11	1	2	.857

MISSOURI STATE BASEBALL

Game 23 | MISSOURI STATE BEARS (5-17) vs. KANSAS JAYHAWKS (13-10) | March 27, 2019 | Springfield, Mo. | Hammons Field (8,000) | KBFL 1060 AM/96.9 FM | ESPN+

MISSOURI STATE CAREER STATISTICS

Lochner, Jake

Year	avg	gp-gs	ab	r	h	2b	3b	hr	rbi	tb	slg%	bb	hbp	so	qdp	ob%	sf	sh	sb-att	po	a	e	fld%
2016	.000	0-0	0	0	0	0	0	0	0	0	.000	0	0	0	0	.000	0	0	0-0	0	2	0	1.000
2017	.000	0-0	0	0	0	0	0	0	0	0	.000	0	0	0	0	.000	0	0	0-0	0	3	0	1.000
2018	.000	0-0	0	0	0	0	0	0	0	0	.000	0	0	0	0	.000	0	0	0-0	1	7	0	1.000
2019	.000	0-0	0	0	0	0	0	0	0	0	.000	0	0	0	0	.000	0	0	0-0	3	4	3	.700
TOTAL	.000	0-0	0	0	0	0	0	0	0	0	.000	0	0	0	0	.000	0	0	0-0	4	16	3	.870

Year	era	w-l	app	qs	cq	sho	sv	ip	h	r	er	bb	so	2b	3b	hr	bf	bavq	wp	hbp	bk	sfa	sha
2016	5.59	1-0	14	2	0	0/0	0	19.1	16	17	12	25	15	2	0	0	97	.229	3	1	0	0	0
2017	4.97	1-0	13	0	0	0/2	0	12.2	12	8	7	8	13	1	1	2	59	.240	2	1	0	0	0
2018	2.86	1-1	18	0	0	0/0	1	22.0	16	10	7	19	16	4	0	1	98	.219	0	1	0	1	4
2019	4.67	1-0	8	1	0	0/0	0	17.1	15	10	9	7	11	4	1	3	73	.250	1	4	0	0	2
TOTAL	4.42	4-1	53	3	0	0/2	1	71.1	59	45	35	59	55	11	2	6	327	.233	6	7	0	1	6

McAlister, Tyler

Year	avg	gp-gs	ab	r	h	2b	3b	hr	rbi	tb	slg%	bb	hbp	so	qdp	ob%	sf	sh	sb-att	po	a	e	fld%
2017	.000	0-0	0	0	0	0	0	0	0	0	.000	0	0	0	0	.000	0	0	0-0	0	1	0	1.000
2018	.000	0-0	0	0	0	0	0	0	0	0	.000	0	0	0	0	.000	0	0	0-0	1	5	0	1.000
TOTAL	.000	0-0	0	0	0	0	0	0	0	0	.000	0	0	0	0	.000	0	0	0-0	1	6	0	1.000

Year	era	w-l	app	qs	cq	sho	sv	ip	h	r	er	bb	so	2b	3b	hr	bf	bavq	wp	hbp	bk	sfa	sha
2017	9.31	0-1	10	1	0	0/1	0	9.2	16	16	10	13	11	6	0	0	62	.364	3	3	0	0	2
2018	8.05	0-0	7	5	0	0/0	0	19.0	22	21	17	17	20	4	0	5	98	.297	0	5	0	0	2
TOTAL	8.48	0-1	17	6	0	0/1	0	28.2	38	37	27	30	31	10	0	5	160	.322	3	8	0	0	4

Millas, Drew

Year	avg	gp-gs	ab	r	h	2b	3b	hr	rbi	tb	slg%	bb	hbp	so	qdp	ob%	sf	sh	sb-att	po	a	e	fld%
2017	.224	51-42	174	15	39	7	0	1	29	49	.282	13	2	42	2	.281	3	1	3-4	342	46	6	.985
2018	.321	57-57	212	36	68	13	2	7	61	106	.500	34	4	41	12	.416	5	0	3-4	135	18	1	.994
2019	.238	17-17	63	8	15	4	1	2	8	27	.429	10	1	22	2	.347	1	0	0-0	89	7	2	.980
TOTAL	.272	125-116	449	59	122	24	3	10	98	182	.405	57	7	105	16	.356	9	1	6-8	566	71	9	.986

Moore, Alex

Year	avg	gp-gs	ab	r	h	2b	3b	hr	rbi	tb	slg%	bb	hbp	so	qdp	ob%	sf	sh	sb-att	po	a	e	fld%
2017	.000	0-0	0	0	0	0	0	0	0	0	.000	0	0	0	0	.000	0	0	0-0	1	2	0	1.000
2019	.000	0-0	0	0	0	0	0	0	0	0	.000	0	0	0	0	.000	0	0	0-0	0	2	0	1.000
TOTAL	.000	0-0	0	0	0	0	0	0	0	0	.000	0	0	0	0	.000	0	0	0-0	1	4	0	1.000

Year	era	w-l	app	qs	cq	sho	sv	ip	h	r	er	bb	so	2b	3b	hr	bf	bavq	wp	hbp	bk	sfa	sha
2017	2.61	0-0	10	0	0	0/0	0	10.1	11	5	3	5	7	0	0	0	49	.256	3	1	2	0	0
2019	19.29	0-1	3	1	0	0/0	0	4.2	14	10	10	4	1	3	0	0	32	.519	0	0	0	1	0
TOTAL	7.80	0-1	13	1	0	0/0	0	15.0	25	15	13	9	8	3	0	0	81	.357	3	1	2	1	0

Polak, Joey

Year	avg	gp-gs	ab	r	h	2b	3b	hr	rbi	tb	slg%	bb	hbp	so	qdp	ob%	sf	sh	sb-att	po	a	e	fld%
2019	.165	22-22	79	9	13	3	0	0	6	16	.203	5	2	32	1	.230	1	0	0-0	8	33	2	.953
TOTAL	.165	22-22	79	9	13	3	0	0	6	16	.203	5	2	32	1	.230	1	0	0-0	8	33	2	.953

Privitera, John

Year	avg	gp-gs	ab	r	h	2b	3b	hr	rbi	tb	slg%	bb	hbp	so	qdp	ob%	sf	sh	sb-att	po	a	e	fld%
2017	.235	37-24	81	17	19	1	0	0	8	20	.247	16	1	22	1	.364	1	4	2-3	39	51	2	.978
2018	.246	56-56	183	38	45	5	1	0	20	52	.284	45	3	49	2	.399	2	5	11-12	77	143	5	.978
2019	.241	22-22	83	10	20	4	1	0	3	26	.313	8	2	21	0	.323	0	1	2-4	33	44	4	.951
TOTAL	.242	115-102	347	65	84	10	2	0	31	98	.282	69	6	92	3	.374	3	10	15-19	149	238	11	.972

MISSOURI STATE BASEBALL

Game 23 | MISSOURI STATE BEARS (5-17) vs. KANSAS JAYHAWKS (13-10) | March 27, 2019 | Springfield, Mo. | Hammons Field (8,000) | KBFL 1060 AM/96.9 FM | ESPN+

MISSOURI STATE CAREER STATISTICS

Ramos, Javier

Year	avg	gp-gs	ab	r	h	2b	3b	hr	rbi	tb	slg%	bb	hbp	so	gdp	ob%	sf	sh	sb-att	po	a	e	fld%
2019	.333	4-0	3	1	1	0	0	1	4	4	1.333	0	0	2	0	.333	0	0	0-0	0	0	0	.000
TOTAL	.333	4-0	3	1	1	0	0	1	4	4	1.333	0	0	2	0	.333	0	0	0-0	0	0	0	.000

Year	era	w-l	app	gs	cq	sho	sv	ip	h	r	er	bb	so	2b	3b	hr	bf	bavg	wp	hbp	bk	sfa	sha
2019	27.00	0-0	5	0	0	0/0	0	2.1	2	9	7	10	4	1	0	0	22	.200	1	2	0	0	0
TOTAL	27.00	0-0	5	0	0	0/0	0	2.1	2	9	7	10	4	1	0	0	22	.200	1	2	0	0	0

Russell, Matt

Year	avg	gp-gs	ab	r	h	2b	3b	hr	rbi	tb	slg%	bb	hbp	so	gdp	ob%	sf	sh	sb-att	po	a	e	fld%
2018	.000	0-0	0	0	0	0	0	0	0	0	.000	0	0	0	0	.000	0	0	0-0	2	3	0	1.000
TOTAL	.000	0-0	0	0	0	0	0	0	0	0	.000	0	0	0	0	.000	0	0	0-0	2	3	0	1.000

Year	era	w-l	app	gs	cq	sho	sv	ip	h	r	er	bb	so	2b	3b	hr	bf	bavg	wp	hbp	bk	sfa	sha
2018	4.88	1-0	18	2	0	0/0	3	27.2	24	15	15	14	26	5	0	3	121	.233	3	3	0	0	1
TOTAL	4.88	1-0	18	2	0	0/0	3	27.2	24	15	15	14	26	5	0	3	121	.233	3	3	0	0	1

Schmidt, Nick

Year	avg	gp-gs	ab	r	h	2b	3b	hr	rbi	tb	slg%	bb	hbp	so	gdp	ob%	sf	sh	sb-att	po	a	e	fld%
------	-----	-------	----	---	---	----	----	----	-----	----	------	----	-----	----	-----	-----	----	----	--------	----	---	---	------

Year	era	w-l	app	gs	cq	sho	sv	ip	h	r	er	bb	so	2b	3b	hr	bf	bavg	wp	hbp	bk	sfa	sha
2019	9.00	0-0	7	0	0	0/0	0	8.0	8	8	8	9	7	2	0	2	43	.286	2	4	0	2	0
TOTAL	9.00	0-0	7	0	0	0/0	0	8.0	8	8	8	9	7	2	0	2	43	.286	2	4	0	2	0

Schwab, Davis

Year	avg	gp-gs	ab	r	h	2b	3b	hr	rbi	tb	slg%	bb	hbp	so	gdp	ob%	sf	sh	sb-att	po	a	e	fld%
2018	.000	0-0	0	0	0	0	0	0	0	0	.000	0	0	0	0	.000	0	0	0-0	1	2	0	1.000
2019	.000	0-0	0	0	0	0	0	0	0	0	.000	0	0	0	0	.000	0	0	0-0	0	4	1	.800
TOTAL	.000	0-0	0	0	0	0	0	0	0	0	.000	0	0	0	0	.000	0	0	0-0	1	6	1	.875

Year	era	w-l	app	gs	cq	sho	sv	ip	h	r	er	bb	so	2b	3b	hr	bf	bavg	wp	hbp	bk	sfa	sha
2018	5.01	2-1	14	0	0	0/0	0	23.1	21	15	13	13	20	4	1	2	106	.236	5	2	2	2	0
2019	8.59	1-3	7	4	0	0/0	0	22.0	33	22	21	14	20	9	2	1	113	.359	3	2	2	1	4
TOTAL	6.75	3-4	21	4	0	0/0	0	45.1	54	37	34	27	40	13	3	3	219	.298	8	4	4	3	4

Sechler, Connor

Year	avg	gp-gs	ab	r	h	2b	3b	hr	rbi	tb	slg%	bb	hbp	so	gdp	ob%	sf	sh	sb-att	po	a	e	fld%
2018	.000	1-0	1	0	0	0	0	0	0	0	.000	0	0	0	0	.000	0	0	0-0	3	9	0	1.000
TOTAL	.000	1-0	1	0	0	0	0	0	0	0	.000	0	0	0	0	.000	0	0	0-0	3	9	0	1.000

Year	era	w-l	app	gs	cq	sho	sv	ip	h	r	er	bb	so	2b	3b	hr	bf	bavg	wp	hbp	bk	sfa	sha
2018	2.98	7-1	32	0	0	0/0	9	54.1	41	18	18	22	59	6	2	2	238	.208	3	15	2	0	4
2019	3.20	1-2	9	0	0	0/0	1	19.2	15	8	7	12	23	1	0	1	89	.221	1	4	0	3	2
TOTAL	3.04	8-3	41	0	0	0/0	10	74.0	56	26	25	34	82	7	2	3	327	.211	4	19	2	3	6

Thomazin, Logan

Year	avg	gp-gs	ab	r	h	2b	3b	hr	rbi	tb	slg%	bb	hbp	so	gdp	ob%	sf	sh	sb-att	po	a	e	fld%
2019	.000	0-0	0	0	0	0	0	0	0	0	.000	0	0	0	0	.000	0	0	0-0	0	5	0	1.000
TOTAL	.000	0-0	0	0	0	0	0	0	0	0	.000	0	0	0	0	.000	0	0	0-0	0	5	0	1.000

Year	era	w-l	app	gs	cq	sho	sv	ip	h	r	er	bb	so	2b	3b	hr	bf	bavg	wp	hbp	bk	sfa	sha
2019	6.95	1-3	6	4	0	0/0	0	22.0	21	18	17	10	25	3	1	2	105	.266	3	10	0	4	2
TOTAL	6.95	1-3	6	4	0	0/0	0	22.0	21	18	17	10	25	3	1	2	105	.266	3	10	0	4	2

MISSOURI STATE BASEBALL

Game 23 | MISSOURI STATE BEARS (5-17) vs. KANSAS JAYHAWKS (13-10) | March 27, 2019 | Springfield, Mo. | Hammons Field (8,000) | KBFL 1060 AM/96.9 FM | ESPN+

MISSOURI STATE CAREER STATISTICS

Whetstone, Ben

Year	avg	gp-gs	ab	r	h	2b	3b	hr	rbi	tb	slg%	bb	hbp	so	gdp	ob%	sf	sh	sb-att	po	a	e	fld%
2017	.050	15-2	20	1	1	0	0	0	1	1	.050	4	0	7	0	.208	0	0	0-0	2	0	0	1.000
2018	.278	57-57	212	31	59	10	0	9	39	96	.453	31	5	47	1	.378	3	0	5-5	458	29	4	.992
2019	.173	22-22	75	5	13	2	0	0	6	15	.200	12	3	15	1	.308	1	0	0-2	156	7	1	.994
TOTAL	.238	94-81	307	37	73	12	0	9	46	112	.365	47	8	69	2	.350	4	0	5-7	616	36	5	.992

Wiley, Logan

Year	avg	gp-gs	ab	r	h	2b	3b	hr	rbi	tb	slg%	bb	hbp	so	gdp	ob%	sf	sh	sb-att	po	a	e	fld%
2018	.000	0-0	0	0	0	0	0	0	0	0	.000	0	0	0	0	.000	0	0	0-0	2	9	1	.917
2019	.000	0-0	0	0	0	0	0	0	0	0	.000	0	0	0	0	.000	0	0	0-0	1	6	0	1.000
TOTAL	.000	0-0	0	0	0	0	0	0	0	0	.000	0	0	0	0	.000	0	0	0-0	3	15	1	.947

Year	era	w-l	app	gs	cg	sho	sv	ip	h	r	er	bb	so	2b	3b	hr	bf	bavg	wp	hbp	bk	sfa	sha
2018	4.13	7-6	22	11	0	0/0	1	85.0	84	46	39	23	68	13	1	5	370	.251	11	8	0	1	3
2019	5.76	0-5	6	6	0	0/0	0	29.2	38	23	19	6	23	9	3	3	142	.309	0	8	0	2	3
TOTAL	4.55	7-11	28	17	0	0/0	1	114.2	122	69	58	29	91	22	4	8	512	.266	11	16	0	3	6

Witherspoon, Nate

Year	avg	gp-gs	ab	r	h	2b	3b	hr	rbi	tb	slg%	bb	hbp	so	gdp	ob%	sf	sh	sb-att	po	a	e	fld%
2017	.000	0-0	0	0	0	0	0	0	0	0	.000	0	0	0	0	.000	0	0	0-0	0	7	0	1.000
2018	.000	0-0	0	0	0	0	0	0	0	0	.000	0	0	0	0	.000	0	0	0-0	0	4	0	1.000
2019	.000	0-0	0	0	0	0	0	0	0	0	.000	0	0	0	0	.000	0	0	0-0	0	1	0	1.000
TOTAL	.000	0-0	0	0	0	0	0	0	0	0	.000	0	0	0	0	.000	0	0	0-0	0	12	0	1.000

Year	era	w-l	app	gs	cg	sho	sv	ip	h	r	er	bb	so	2b	3b	hr	bf	bavg	wp	hbp	bk	sfa	sha
2017	4.29	4-3	15	5	0	0/1	0	42.0	43	21	20	15	40	8	0	4	181	.270	4	2	1	2	3
2018	3.24	1-0	20	0	0	0/0	0	25.0	27	11	9	8	20	6	0	3	111	.278	2	2	0	1	3
2019	6.35	1-0	8	0	0	0/0	0	11.1	14	13	8	3	9	2	1	1	57	.326	2	6	0	5	0
TOTAL	4.25	6-3	43	5	0	0/1	0	78.1	84	45	37	26	69	16	1	8	349	.281	8	10	1	8	6

Zimmerman, Brooks

Year	avg	gp-gs	ab	r	h	2b	3b	hr	rbi	tb	slg%	bb	hbp	so	gdp	ob%	sf	sh	sb-att	po	a	e	fld%
2018	.219	40-26	96	14	21	3	0	6	17	42	.438	7	2	34	1	.278	3	1	0-0	49	0	2	.961
2019	.220	14-12	41	6	9	1	0	1	4	13	.317	4	1	16	1	.304	0	0	0-0	14	0	0	1.000
TOTAL	.219	54-38	137	20	30	4	0	7	21	55	.401	11	3	50	2	.286	3	1	0-0	63	0	2	.969

MISSOURI STATE BASEBALL

Game 23 | MISSOURI STATE BEARS (5-17) vs. KANSAS JAYHAWKS (13-10) | March 27, 2019 | Springfield, Mo. | Hammons Field (8,000) | KBFL 1060 AM/96.9 FM | ESPN+

MISSOURI STATE RECORDS SUMMARY

Individual Batting

Games Played

Season: 66, Dant'e Brinkley, Adam Pummill, Brooks Colvin, Shaun Marcum, Rick Wilson, 2003
Career: 236, Matt Gardner, 1999-02

At-Bats

Game: 8, Earnie Johnson, Pat Kelly and Mark Neff, 5/1/88 vs. ORU;
Ryan Gotcher and Chris Taylor, 4/6/04 vs. Arkansas; Adam Pummill, 2/25/06 vs. UNC Greensboro
Season: 278, Dant'e Brinkley, 2003
Career: 972, Matt Gardner, 1999-02

Runs

Game: 6, Bobby McCulloch, 5/6/75 vs. SIU Edwardsville; Larry Doss, 5/9/87 vs. Eastern Illinois and Lance Burkhardt, 3/6/97 vs. Missouri Baptist
Season: 90, Matt Cepicky, 1999
Career: 243, Matt Gardner, 1999-02

Hits

Game: 7, Greg Resz, 3/5/91 vs. Lincoln
Season: 96, Steve Hacker and Dave Slemmer, 1995; Dant'e Brinkley, 2003
Career: 316, Matt Gardner, 1999-02

Singles

Game: 5, Jim Schaefer, 5/27/78 vs. Eastern Illinois; Keith Champion, 5/11/81 vs. Central Missouri; Greg Resz, 3/5/91 vs. Lincoln; Todd DeBriyn, 5/3/92 vs. UNI; Alex Manary, 3/22/94 vs. Minnesota
Season: 76, Bill Mueller, 1991
Career: 241, Kevin Medrano, 2009-12

Doubles

Game: 3, on 22 occasions, last time by Justin Paulsen, 4/29/17 at Evansville
Season: 26, Steve Meyer, 1986
Career: 67, Brayden Drake, 2006-09

Triples

Game: 3, Ken Brown, 4/8/66 vs. Missouri S&T
Season: 12, Dant'e Brinkley, 2001
Career: 20, Mark Garrett, 1979-82

Home Runs

Game: 4, John Knott, 5/2/92 vs. UNI
Season: 37, Steve Hacker, 1995
Career: 63, Jason Hart, 1996-98

Runs Batted-In

Game: 11, John Knott, 5/2/92 vs. UNI
Season: 100, Matt Cepicky, 1999
Career: 203, Jason Hart, 1996-98

Batting Average

Season: .442, J. D. Warner, 1983
Career: .426, J. D. Warner, 1982-83
Career (4 years): .376, Bill Mueller, 1990-93

Consecutive Games Hitting Safely

30, Brayden Drake, 4/27/08-3/25/09

Total Bases

Game: 17, John Knott, 5/2/92 vs. UNI
Season: 225, Steve Hacker, 1995
Career: 506, Jason Hart, 1996-98

Extra-Base Hits

Game: 5, Larry Doss, 5/9/87 vs. Eastern Illinois
Season: 55, Steve Hacker, 1995
Career: 116, Jason Hart, 1996-98

Slugging Average

Season: .957, Steve Hacker, 1995
Career: .725, Jason Hart, 1996-98

Hit By Pitch

Game: 3, Jud Kindle, 2/20/04 vs. Little Rock
Ryan Mantle, 2/22/08 vs. DBU; Brayden Drake, 5/11/08 vs. Middle Tennessee
Season: 23, Jeremy Isenhower, 2002
Career: 41, Ben Carlson, 2007-09

Walks

Game: 5, Cory Krueger, 3/15/91 vs. Austin Peay; Steve Hacker, 4/23/95 vs. UNI; and Lance Burkhardt, 2/14/97 vs. Nevada
Season: 55, Dylan Becker, 2015
Career: 154, Bill Mueller, 1990-93

Strikeouts

Game: 5, Greg Mathis, 5/1/01 vs. Missouri; Tyler Ryan, 2/26/10 at UTA
Season: 74, Ryan Howard, 2001
Career: 207, Nick Kays, 1997-00

On-Base Percentage

Season: .563, Dan Iseminger, 1983
Career: .493, Rick Clarkston, 1983-84

Sacrifice Hits

Game: 3, Joey Hawkins, 5/22/14 vs. Bradley; Ken Watkins, 5/23/69 vs. Minnesota State
Season: 29, Joey Hawkins, 2015
Career: 62, Joey Hawkins, 2012-15

Sacrifice Flies

Game: 2, held by many players
Season: 9, Brooks Colvin, 2003
Career: 17, Brooks Colvin, 2001-04

Stolen Bases

Game: 4, Larry Doss, 3/6/86 vs. Evangel; Greg Brewer, 4/15/86 vs. Evangel
Season: 30, Greg Brewer, 1986
Career: 69, Dant'e Brinkley, 2000-03

Game-Winning RBI

Season: 13, Steve Meyer, 1986; Steve Hacker, 1995
Career: 23, Steve Hacker, 1993-95

Individual Fielding

Putouts

Game: 19, Tom Hodge, 3/23/67 vs. Oklahoma Christian; Tim Rafferty, 2/25/06 vs. UNC Greensboro; Connor Smith, 3/29/14 vs. Southern Illinois
Season: 545, Justin Paulsen, 2015
Career: 1,588, Justin Paulsen, 2015-17

Assists

Game: 10, Curt Courtwright, 5/10/09 at Creighton
Season: 192, Joey Hawkins, 2015
Career: 656, Chris Curry, 1995-98

Errors

Game: 4, set on 5 occasions, last time by Jon Hale, 3/3/96 vs. ORU
Season: 30, Brooks Colvin, 2001
Career: 73, Brooks Colvin, 2001-04

Total Chances

Game: 21, Brian Mahaffey, 5/1/88 vs. ORU
Season: 601, Jason Hart, 1997
Career: 1,703, Justin Paulsen, 2015-17

Double Plays

Game: 5, Ryan Howard, 3/30/99 vs. SE Missouri
Season: 60, Ryan Howard, 1999
Career: 151, Ryan Howard, 1999-01

Fielding Average

Season: 1.000, Bill Helfrecht, 1968; Jim Anderson, 1970; Corby Fister and Cory Krueger, 1989; Chad Lakin and Cory Krueger, 1990; Shawn Padgett, 1991; Chad Lakin, 1992; Micah Holst, 1999; Dant'e Brinkley, 2002; Nolan Keane, 2008; Aaron Conway, 2010
Career: .993, Ben Whetstone, 2017-pr.

Individual Pitching

Games

Season: 37, Jake Fromson, 2017
Career: 88, Bryan Young, 2014-17

Games Started

Season: 17, Doug Still, 2017; Matt Hall, 2015; Cody Schumacher, 2012
Career: 49, Brad Ziegler, 2000-03

Complete Games

Season: 10, Brian Wisser, 1986
Career: 18, Brad Ziegler, 2000-03

Innings Pitched

Game: 11.0, John Rheinecker, 3/3/01 vs. Arkansas State
Season: 125.0, Matt Hall, 2015
Career: 365.0, Brad Ziegler, 2000-03

Consecutive Scoreless Innings Pitched

Season: 38.1, Nick Petree, 4/6/12 to 5/17/12
Career: 38.1, Nick Petree, 4/6/12 to 5/17/12

Hits Allowed

Game: 16, Tom Fulkerson, 3/19/85 vs. UTA
Season: 115, Brad Ziegler, 2003
Career: 371, Brad Ziegler, 2000-03

Fewest Hits Allowed

Game: 0, Steve Dunn, 4/12/79 vs. Evangel (5 inn.); Scott Buchheit-Darrell Maus-Matt Brewer-Terry Menown, 3/14/89 vs. Lincoln; Mike Whitley, 5/2/94 vs. SE Missouri (7 inn.)

Runs Allowed

Game: 13, Rand Chappell, 3/20/84 vs. Southern; Scott Prince, 3/11/85 vs. Indiana State
Season: 71, Jim Gibbs, 1987; Jarrod Mays, 1996
Career: 207, John Hardin, 1996-00

Earned Runs Allowed

Game: 12, Mike Hill, 4/18/75 vs. Central Missouri; Scott Prince, 3/11/85 vs. Indiana State
Season: 63, Scott Geitz, 1998
Career: 169, John Hardin, 1996-00

Walks Allowed

Game: 10, Stean Thornton, 5/2/76 vs. UMSL
Season: 75, Dirk Lindauer, 1991
Career: 206, Mike Whitley, 1992-95

Strikeouts

Game: 17, Charles Burt, 5/16/69 vs. Northwest Missouri State; Gary Wilson, 3/23/67 vs. Oklahoma Christian
Season: 171, Matt Hall, 2015
Career: 330, Brad Ziegler, 2000-03

Earned Run Average

Season: 0.59, Dick Jones, 1971
Career: 1.55, Dick Jones, 1969-72

Wins

Season: 12, Matt Hall, 2015; Brad Ziegler, 2003
Career: 32, Brad Ziegler, 2000-03

Losses

Season: 9, Brett Sinkbeil, 2005; Pat Doyle, 2010; Mike Kickham, 2010
Career: 16, Gary Wilson, 1964-67; Dustin Tignor, 1996-00; Pat Doyle, 2007-10

Winning Percentage

Season (6 or more wins): 1.000, Sam Perez, 2016; Bryan Young, 2015; Ken Watkins, 1969; Jody Payne, 1978; Kirby Cannon, 1980; Dan Harwell, 1983; Tim Clubb, 2008
Career: .909, Sam Perez, 2013-16; Greg Reed, 1987-88

Shutouts

Season: 3, Ken Watkins, 1969; Steve Dunn, 1979; Greg Reed, 1988; Craig Sands, 1990; Paul Marsala, 2004
Career: 4, Ken Watkins, 1967-70

Saves

Season: 16, Bryan Young, 2015
Career: 35, Bryan Young, 2014-17

Team Batting

Games Played

Season: 66, 2003

At-Bats

Game: 64, 5/1/88 vs. ORU
Season: 2,260, 2002

Runs

Game: 37, 3/7/88 vs. Benedictine
Season: 607, 1999

Hits

Game: 34, 3/7/88 vs. Benedictine; 3/21/89 vs. UMBC
Season: 720, 2002

Doubles

Game: 10, 3/11/95 vs. Truman
Season: 149, 2002

Triples

Game: 6, 4/8/66 vs. Missouri S&T
Season: 36, 2001

Home Runs

Game: 12, 4/20/99 vs. Pittsburg State
Season: 144, 1999

Runs Batted-In

Game: 36, 3/7/88 vs. Benedictine
Season: 561, 1999

Batting Average

Season: .373, 1981

Total Bases

Game: 72, 4/20/99 vs. Pittsburg State
Season: 1,275, 1999

Extra-Base Hits

Game: 19, 4/20/99 vs. Pittsburg State
Season: 270, 1999

Slugging Average

Season: .626, 1999

Game-Winning RBI

Season: 45, 1986

Hit By Pitch

Game: 9, 2/22/08 vs. DBU; 5/11/08 vs. Middle Tennessee
Season: 80, 2004

Walks

Game: 18, 4/5/16 vs. Saint Louis
Season: 351, 2017

Strikeouts

Game: 26, 2/26/10 at UTA
Season: 516, 2017

Fewest Strikeouts

Season: 116, 1981

Sacrifice Hits

Game: 6, 4/25/81 vs. UMSL
Season: 54, 2015

Sacrifice Flies

Game: 5, 5/19/02 vs. Indiana State; 4/3/07 vs. SEMO
Season: 44, 2002

Stolen Bases

Game: 10, 3/18/85 vs. North Texas; 4/15/86 vs. Evangel
Season: 118, 1986

Team Fielding

Putouts

Game: 48, 5/1/88 vs. ORU; 4/6/04 vs. Arkansas
Season: 1,703, 2003

Assists

Game: 25, 5/1/88 vs. ORU
Season: 686, 1997

Errors

Game: 11, 3/14/64 vs. Arkansas State
Season: 134, 1984

Fewest Errors

Season: 37, 1968

Total Chances

Game: 74, 5/1/88 vs. ORU
Season: 2,456, 2002

Double Plays

Game: 5, 3/15/85 vs. Missouri Western
Season: 66, 1986

Fielding Average

Season: .976, 2015

Team Pitching

Complete Games

Season: 34, 1986

Innings Pitched

Game: 16, 5/1/88 vs. ORU; 4/6/04 vs. Arkansas
Season: 567.2, 2003

Walks

Game: 17, 5/25/97 vs. Rice
Season: 317, 1992

Strikeouts

Game: 19, 3/23/67 vs. Oklahoma Christian
Season: 560, 2017

Shutouts

Season: 11, 2012

Saves

Season: 18, 2015 and 2011

Earned Run Average

Season: 2.57, 2012

MISSOURI STATE BASEBALL

Game 23 | MISSOURI STATE BEARS (5-17) vs. KANSAS JAYHAWKS (13-10) | March 27, 2019 | Springfield, Mo. | Hammons Field (8,000) | KBFL 1060 AM/96.9 FM | ESPN+

MISSOURI STATE SINGLE-SEASON RECORDS

Hitting

Games	At Bats	Runs
Dant'e Brinkley (03)	66	278
Brooks Colvin (03)	66	267
Shaun Marcum (03)	66	256
Adam Pummill (03)	66	251
Rick Wilson (03)	66	251
Greg Mathis (03)	65	250
Tony Piazza (03)	64	249
Matt Gardner (02)	64	248
Greg Mathis (02)	64	248
Tony Piazza (02)	64	248

Hits	Singles	Doubles
Dant'e Brinkley (03)	96	76
Steve Hacker (95)	96	71
Dave Slemmer (95)	96	67
Micah Holst (99)	94	63
Ben Woodbury (08)	92	62
Matt Cepicky (99)	92	62
Jason Hart (98)	92	62
Jason Hart (97)	91	61
Brandon Jackson (98)	89	60
Kevin Medrano (10)	86	59
Mueller (91)-Brinkley (02)	86	59

Triples	Home Runs	Runs Batted-In
Dant'e Brinkley (01)	12	37
Aaron Conway (09)	8	30
Evan Pratte (90)	8	28
Mark Garrett (81)	8	25
Bobby Naron (80)	8	24
Hunter Steinmetz (16)	7	23
Greg Mathis (01)	7	23
Brad Kennedy (96)	7	22
Greg Brewer (86)	7	21
J.D. Warner (83)	7	21

Game-Winning RBI	Batting Average	On-Base Percentage
Steve Hacker (95)	13	442
Steve Meyer (86)	13	440
Chris Playter (09)	11	438
Jake Burger (17)	10	432
Matt Brewer (89-91)	10	427
Bax (84)-Bailey (82)	10	416
Brian Mahaffey (87)	9	416
Brent Seifert (12)-Matheny (15)	8	416
Pratte (91)-Cepicky (99)	8	414
Dave (81)-Bartlett (90)	8	414

Extra-Base Hits	Total Bases	Slugging Average
Steve Hacker (95)	55	225
Steve Meyer (86)	48	193
Jason Hart (98)	43	191
Spencer Johnson (16)	41	173
Matt Cepicky (99)	40	168
Jeremy Eierman (17)	39	165
Lance Burkhardt (96)	38	164
Matt Cepicky (98)	37	162
Jason Hart (97)	37	160
Dave Slemmer (95)	37	159

Walks	Strikeouts	Hit By Pitch
Dylan Becker (15)	55	74
Bill Mueller (91)	52	69
Spencer Johnson (16)	46	68
Spencer Johnson (15)	46	67
John Privitera (18)	45	66
Spiker Helms (12)	44	62
Brad Kennedy (95)	44	61
Burger (17)-Paulsen (15)	43	59
Helms (11)-Keane (08)	42	58
Fister (90)-Guttin (76)	42	57

Stolen Bases	Sacrifice Hits	Sacrifice Flies
Greg Brewer (86)	30	29
Mike Ruble (88)	29	19
Dant'e Brinkley (02)	25	14
John Wahlig (87)	25	13
Aaron Conway (10)	24	12
Dant'e Brinkley (03)	24	11
Bill Mueller (92)	23	11
Larry Doss (86)	22	10
Jeremy Eierman (18)	20	9
Matt Lawson (06)	20	9
Bill Goedde (86)	20	9

Pitching

Games	Games Started
Jake Fromson (17)	37
Sam Perez (16)	36
Connor Sechler (18)	32
Zach Merciez (15)	31
Bryan Young (15)	30
Sam Perez (15)	27
Tyler Burgess (12)-Young (15)	26
Scott Geitz (95)	26
Five tied with	25

Complete Games	Innings Pitched
Brian Wisser (86)	10
Stacey Burke (86)	8
Kirby Cannon (79)	8
Dick Jones (71)	8
Mark Lopinet (70)	8
Ken Watkins (69)	8
Jim Gibbs (86, 87)	7
Tom Fulkerson (84)	7
Rick Brandell (82)	7
Newell (66)-Watkins (70)	7

Hits Allowed	Runs Allowed
Brad Ziegler (03)	115
Jarrold Mays (96)	113
Pat Doyle (10)	112
Derek Drage (04)	107
Paul Crain (91)	107
Brian Wisser (86)	104
Mike Kickham (10)	101
Chad Mulholland (03)	101
Blake Barber (11)	100
Jim Gibbs (87)	100

Earned Run Average	Earned Run Average
Scott Geitz (98)	63
Jarrold Mays (96)	60
Mike Whitley (93)	58
Mike Kickham (10)	56
Bryan Buschhorn (97)	54
Dylan Coleman (17)	53
Jim Gibbs (87)	51
Tim Clubb (09)	50
Brad Ziegler (03)	50
Paul Crain (91)	48

Walks	Strikeouts
Dirk Lindauer (91)	75
Mike Whitley (93)	68
Dylan Coleman (18)	59
Bart Evans (92)	58
John Hardin (00)	54
Bryan Buschhorn (97)	52
John Hardin (99)	52
Mike Whitley (92)	52
Mike Godfrey (86)	51
Dylan Coleman (17)	50

Victories	Losses
Matt Hall (15)	12
Brad Ziegler (03)	12
Clubb (08)-Baumann (09)	11
Dylain Coleman (18)	10
Petree (12)-Mulholland (03)	10
Mays (95)-Wisser (86)	10
Petree (11)-Perez (15)	9
Garola (97)-Ziegler (01)	9
Gibbs (87)-Lindauer (91)	9
Watkins (69)-Anderson (80)	9

Winning Percentage	Shutouts
Sam Perez (16)	1.000
Bryan Young (15)	1.000
Tim Clubb (08)	1.000
Dann Whiteside (90)	1.000
Danny Harwell (83)	1.000
Kirby Cannon (80)	1.000
Jody Payne (78)	1.000
Ken Watkins (69)	1.000
Buddy Baumann (09)	.917
Sam Perez (15)	.909
Steve Anderson (80)	.900

Fielding

Putouts	
Justin Paulsen (15)	545
Jason Hart (97)	543
Justin Paulsen (17)	536
Jason Hart (96)	531
Justin Paulsen (16)	507
Ryan Howard (00)	504
Tim Rafferty (06)	503
Tom Piazza (03)	500
Luke Voit (12)	499
Steve Hacker (95)	497

Assists	
Joey Hawkins (15)	192
Joey Hawkins (14)	185
Evan Pratte (91)	184
Pat Kelly (88)	179
Jeremy Eierman (17)	178
Dan Firiti (00)	178
Brad Kennedy (96)	175
Chris Curry (97)	170
Travis McComack (13)	168
Dan Firiti (99)	166

Errors	
Brooks Colvin (01)	30
Dan Firiti (99)	27
Mike Collier (00)	24
Dan Firiti (00)	24
Lance Burkhardt (96)	24
Matt Gardner (01)	23
Brad Kennedy (96)	23
Rick Clarkston (84)	22
Five players tied with	21

Total Chances	
Jason Hart (97)	601
Justin Paulsen (17)	579
Jason Hart (96)	578
Justin Paulsen (15)	572
Luke Voit (12)	561
Ben Margalski (01)	557
Tony Piazza (02)	553
Ryan Howard (00)	553
Justin Paulsen (16)	550
Tony Piazza (03)	547

Double Plays	
Ryan Howard (99)	60
Steve Meyer (86)	58
Jason Hart (97)	53
Jim Calhoun (90)	52
Dan Firiti (99)	51
Ryan Howard (00)	48
Jason Hart (98)	48
Steve Hacker (95)	48
Matt Lawson (07)	47
Two players tied with	46

Fielding Average	
Aaron Conway (10)	1.000
Kyle Paul (07)	1.000
Dant'e Brinkley (02)	1.000
Micah Holst (99)	1.000
Chad Lakin (92)	1.000
Shawn Padgett (91)	1.000
Corby Fister (89)	1.000
Cory Krueger (89)	1.000
Jim Anderson (70)	1.000
Bill Helfrecht (68)	1.000

Saves	
Bryan Young (15)	16
Dan Kickham (11)	13
Shaun Marcum (03)	13
Bryan Young (16)	11
Tyler Burgess (12)	11
Chris Krawczyk (06)	9
Connor Sechler (18)	8
Bryan Young (17)	8
Matt Frevert (08)	8
Grant Gordon (10)	7
Tony Floyd (88)	7

Statistical Minimums: Batting Average, Slugging Average and On Base Percentage based on minimum of one time at bat for each game played by team; Fielding Average based on minimum of 50 total chances; Earned Run Average based on minimum of one inning pitched per game played by team; Winning Percentage based on a minimum of six decisions.

MISSOURI STATE BASEBALL

Game 23 | MISSOURI STATE BEARS (5-17) vs. KANSAS JAYHAWKS (13-10) | March 27, 2019 | Springfield, Mo. | Hammons Field (8,000) | KBFL 1060 AM/96.9 FM | ESPN+

MISSOURI STATE CAREER RECORDS

Hitting

Games	At Bats	Runs	
Matt Gardner (99-02)	236	Matt Gardner (99-02)	972
Greg Mathis (00-03)	232	Kevin Medrano (09-12)	895
Chris Curry (95-98)	227	Greg Mathis (00-03)	873
Brooks Colvin (01-04)	224	Micah Holst (96-99)	865
Micah Holst (96-99)	223	Chris Curry (95-98)	843
Evan Pratte (88-91)	220	Brayden Drake (06-09)	817
Kevin Medrano (09-12)	217	Dan'te Brinkley (00-03)	813
Dylan Becker (12-15)	216	Brooks Colvin (01-04)	806
Bill Mueller (90-93)	216	Luke Voit (10-13)	776
Dan'te Brinkley (00-03)	215	Evan Pratte (88-91)	773
Hits	Singles	Doubles	
Matt Gardner (99-02)	316	Brayden Drake (06-09)	67
Kevin Medrano (09-12)	310	Bill Mueller (90-93)	222
Bill Mueller (90-93)	289	Matt Gardner (99-02)	213
Micah Holst (96-99)	284	Micah Holst (96-99)	200
Dan'te Brinkley (00-03)	279	Dan'te Brinkley (00-03)	190
Brayden Drake (06-09)	268	Evan Pratte (88-91)	190
Chris Curry (95-98)	266	Brooks Colvin (01-04)	188
Jason Hart (96-98)	263	Greg Mathis (00-03)	179
Greg Mathis (00-03)	262	Chris Curry (95-98)	168
Evan Pratte (88-91)	259	Brayden Drake (06-09)	167
Triples	Home Runs	Runs Batted-In	
Mark Garrett (79-82)	20	Jason Hart (96-98)	63
Dan'te Brinkley (00-03)	19	Nick Kays (97-00)	60
Aaron Conway (08-11)	16	Steve Hacker (93-95)	59
Evan Pratte (88-91)	15	Matt Cepicky (97-99)	51
Greg Mathis (00-03)	13	Ryan Howard (99-01)	50
Micah Holst (96-99)	13	Jake Burger (15-17)	47
Jeremy Isenhower (01-02)	12	Jeremy Eierman (16-18)	42
Bill Mueller (90-93)	12	Brian Mahaffey (85-88)	42
J.D. Warner (82-83)	12	Ben Carlson (07-09)	38
Blakley (74-77)-Snider (76-79)	12	Chris Curry (95-98)	37
Game-Winning RBI	Batting Average	On-Base Percentage	
Steve Hacker (93-95)	23	J.D. Warner (82-83)	426
Matt Brewer (89-91)	22	Danny Iseminger (83-84)	406
Matt Gardner (99-02)	19	Rick Clarkston (84-85)	405
Luke Voit (10-13)	18	Jeff Kaiser (87-88)	402
Matt Cepicky (97-99)	18	Corby Fister (89-90)	403
Evan Pratte (88-91)	18	Rick Hardesty (82-83)	384
Jason Hart (96-98)	17	Larry Doss (86-87)	380
Chris Plyater (05-09)	17	Matt Cepicky (97-99)	378
Jason Hart (96-98)	17	Dave Herbert (80-83)	378
Brian Mahaffey (85-88)	17	Jason Hart (96-98)	377
	17	Larry Goessling (77-78)	377
	17	Doug Bagby (72-73)	377
	17	Terry Burke (79-80)	376
	17	Bill Mueller (90-93)	376
Extra-Base Hits	Total Bases	Slugging Average	
Jason Hart (96-98)	116	Jason Hart (96-98)	506
Steve Hacker (93-95)	110	Matt Gardner (99-02)	496
Matt Gardner (99-02)	103	Steve Hacker (93-95)	466
Nick Kays (97-00)	102	Nick Kays (97-00)	460
Brayden Drake (06-09)	101	Micah Holst (96-99)	447
Jake Burger (15-17)	100	Matt Cepicky (97-99)	444
Chris Curry (95-98)	98	Chris Curry (95-98)	442
Matt Cepicky (97-99)	97	Jake Burger (15-17)	440
Jeremy Eierman (16-18)	95	Brayden Drake (06-09)	431
Brian Mahaffey (85-88)	95	Dan'te Brinkley (00-03)	419
Walks	Strikeouts	Hit By Pitch	
Bill Mueller (90-93)	154	Nick Kays (97-00)	207
Spencer Johnson (13-16)	133	Spencer Johnson (13-16)	179
Eric Cheray (12-15)	129	Ryan Howard (99-01)	176
Dylan Becker (12-15)	124	Greg Mathis (00-03)	176
Justin Paulsen (15-17)	118	Jeremy Eierman (16-18)	175
Travis McComack (09-13)	116	Dan'te Brinkley (00-03)	172
Hunter Steinmetz (16-18)	115	Matt Gardner (99-02)	156
J.J. Scerba (92-96)	104	Aaron Conway (08-11)	150
Nolan Keane (05-08)	102	Jeff Sauer (92-95)	145
Chris Curry (95-98)	98	Travis McComack (09-13)	142
Stolen Bases	Sacrifice Hits	Sacrifice Flies	
Dan'te Brinkley (00-03)	69	Joey Hawkins (12-15)	62
Aaron Conway (08-11)	69	Kevin Medrano (09-12)	28
Bill Mueller (90-93)	65	Eric Cheray (12-15)	25
Mark Garrett (79-82)	54	Travis McComack (09-13)	20
Micah Holst (96-99)	52	Brooks Colvin (01-04)	20
Mike Ruble (84-88)	52	Dan Kneeshaw (92-96)	19
Bobby Narron (77-80)	49	Bill Mueller (90-93)	18
Jeremy Eierman (16-18)	44	Evan Pratte (88-91)	18
Jeff Sauer (92-94)	44	Aaron Conway (08-11)	17
Greg Mathis (00-03)	43	Mike Royle (77-80)	17

Statistical Minimums: Batting Average, Slugging Average and On Base Percentage based on minimum of 150 at bats in career; Fielding Average based on minimum of 150 total chances; Earned Run Average based on a minimum of 75.0 IP; Winning Percentage based on a minimum of 10 victories.

Pitching

Games	Games Started
Bryan Young (14-17)	88
Scott Geitz (95-98)	87
Zach Merciez (12-15)	84
Grant Gordon (10-13)	82
Sam Perez (13-16)	80
Jake Bromson (16-18)	79
Pat Doyle (07-10)	73
Chris Krawczyk (03-06)	70
Jordan Knutson (14-17)	68
Brad Ziegler (00-03)	66
Brad Ziegler (00-03)	49
Jordan Knutson (14-17)	46
John Hardin (96-00)	46
Dylan Coleman (16-18)	46
Aaron Meade (08-10)	41
Nick Petree (11-13)	41
Brett Sinkbeil (04-06)	40
Jon Harris (13-15)	39
Jeff Gray (01-04)	39
Kirby Cannon (77-80)	39
Complete Games	Innings Pitched
Brad Ziegler (00-03)	18
Ken Watkins (67-70)	18
Kirby Cannon (77-80)	16
Dale Browing (85-89)	15
Wade Palmer (73-76)	15
Gary Wilson (64-67)	15
Jim Gibbs (85-87)	14
Mark Lopinot (70-71)	14
Dick Jones (69-72)	14
Wisser (85-86)-Crain (89-91)	13
John Hardin (96-00)	207
Brad Ziegler (00-03)	205
Jordan Knutson (14-17)	184
Scott Geitz (95-98)	183
Tim Clubb (07-09)	277
John Hardin (96-00)	276
Jarrod Mays (94-96)	266
Brian Buschhorn (96-99)	259
Nick Petree (11-13)	250
Pat Doyle (07-10)	243
John Hardin (96-00)	169
Bryan Buschhorn (96-99)	154
Scott Geitz (96-98)	148
Brad Ziegler (00-03)	147
Dylan Coleman (16-18)	136
Jordan Knutson (14-17)	136
Jeff Gray (01-04)	133
Mike Whitley (92-95)	128
Dustin Tignor (96-00)	122
Jarrod Mays (94-96)	121
Dick Jones (69-72)	1.55
Bryan Young (14-17)	1.69
Nick Petree (11-13)	1.76
David Oatman (72-74)	1.91
Mike Hill (75-76)	2.49
John Rheinecker (00-01)	2.50
Ken Watkins (67-70)	2.51
Tyler Burgess (12-14)	2.65
Matt Hall (13-15)	2.66
Doug Still (17)	2.88
Earned Runs Allowed	Earned Run Average
John Hardin (96-00)	169
Bryan Buschhorn (96-99)	154
Scott Geitz (96-98)	148
Brad Ziegler (00-03)	147
Dylan Coleman (16-18)	136
Jordan Knutson (14-17)	136
Jeff Gray (01-04)	133
Mike Whitley (92-95)	128
Dustin Tignor (96-00)	122
Jarrod Mays (94-96)	121
Dick Jones (69-72)	1.55
Bryan Young (14-17)	1.69
Nick Petree (11-13)	1.76
David Oatman (72-74)	1.91
Mike Hill (75-76)	2.49
John Rheinecker (00-01)	2.50
Ken Watkins (67-70)	2.51
Tyler Burgess (12-14)	2.65
Matt Hall (13-15)	2.66
Doug Still (17)	2.88
Walks	Strikeouts
Mike Whitley (92-95)	206
John Hardin (96-00)	191
Dylan Coleman (16-18)	158
Dave Dickensheet (79-82)	139
Steve Anderson (78-81)	128
Scott Geitz (95-98)	125
Bryan Buschhorn (96-99)	121
Darren Garrison (86-89)	119
Kirby Cannon (77-80)	115
Dirk Lindauer (90-91)	113
Brad Ziegler (00-03)	32
Nick Petree (11-13)	27
Kirby Cannon (77-80)	25
Dylan Coleman (16-18)	24
Gray (01-04)-Dickensheet (79-82)	23
Knutson (14-17)-Clubb (07-09)	21
Geitz (95-98)-Watkins (67-70)	21
Sam Perez (13-16)	20
Garrison (86-89)-Mays (94-96)	20
Palmer (73-76)-Anderson (78-81)	20
Pat Doyle (07-10)	16
Dustin Tignor (96-00)	16
Gary Wilson (64-67)	16
Grant Gordon (10-13)	14
Brett Sinkbeil (04-06)	14
Brad Ziegler (00-03)	14
John Hardin (96-00)	14
Pierce Johnson (10-12)	13
Jeff Gray (01-04)	13
Whitley (92-95)-Mays (94-96)	13
Victories	Losses
Brad Ziegler (00-03)	32
Nick Petree (11-13)	27
Kirby Cannon (77-80)	25
Dylan Coleman (16-18)	24
Gray (01-04)-Dickensheet (79-82)	23
Knutson (14-17)-Clubb (07-09)	21
Geitz (95-98)-Watkins (67-70)	21
Sam Perez (13-16)	20
Garrison (86-89)-Mays (94-96)	20
Palmer (73-76)-Anderson (78-81)	20
Pat Doyle (07-10)	16
Dustin Tignor (96-00)	16
Gary Wilson (64-67)	16
Grant Gordon (10-13)	14
Brett Sinkbeil (04-06)	14
Brad Ziegler (00-03)	14
John Hardin (96-00)	14
Pierce Johnson (10-12)	13
Jeff Gray (01-04)	13
Whitley (92-95)-Mays (94-96)	13
Winning Percentage	Shutouts
Sam Perez (13-16)	.909
Greg Reed (87-88)	.909
Darren Garrison (86-88)	.870
Mike Hill (75-76)	.846
Ken Watkins (67-70)	.840
Paul Crain (89-90)	.813
Nick Petree (11-13)	.794
Cody Schumacher (12-14)	.789
Kirby Cannon (77-80)	.781
Scott Geitz (95-98)	.778
Anderson (78-81)-Prince (82-85)	.769
Ken Watkins (67-70)	5
Brett Sinkbeil (04-06)	3
Brad Ziegler (00-03)	3
Paul Marsala (03-04)	3
Tyler Burgess (09-91)	3
John Rheinecker (00-01)	3
Greg Reed (87-88)	3
Dave Dickensheet (79-82)	3
Dunn (77-79)-Palmer (73-76)	3
Hill (75-76)-Lopinot (70-71)	3
Jones (69-72)-Wilson (64-67)	3

Fielding

Putouts	Assists
Justin Paulsen (15-17)	1588
Jason Hart (96-98)	1515
Luke Voit (10-13)	1453
Ryan Howard (99-01)	1409
Tim Rafferty (02-06)	1275
Ron Snider (76-79)	1167
J.J. Scerba (92-96)	1006
Steve Hacker (93-95)	1001
Tony Piazza (02-03)	979
Ben Margalski (00-01)	847
Errors	Total Chances
Brooks Colvin (01-04)	73
Matt Gardner (99-02)	67
Brayden Drake (06-09)	65
Chris Curry (95-98)	56
Mike Royle (77-80)	55
Bill Mueller (90-93)	54
Evan Pratte (88-91)	54
Dan Firlit (99-00)	51
Billy Bunton (80-83)	51
Thomas (78-81)-McComack (09-13)	50
Justin Paulsen (15-17)	1703
Jason Hart (96-98)	1645
Luke Voit (10-13)	1637
Ryan Howard (99-01)	1546
Tim Rafferty (02-06)	1367
Ron Snider (76-79)	1253
Chris Curry (95-98)	1187
J.J. Scerba (92-96)	1155
Tony Piazza (02-03)	1100
Steve Hacker (93-95)	1074
Double Plays	Fielding Average
Ryan Howard (99-01)	151
Jason Hart (96-98)	147
Chris Curry (95-98)	141
Justin Paulsen (15-17)	122
Evan Pratte (88-91)	121
Kevin Medrano (09-12)	113
Travis McComack (09-13)	111
Matt Gardner (99-02)	107
Tim Rafferty (02-06)	105
Ron Snider (76-79)	95
Steve Seal (69-70)	.992
Ben Whetstone (17-pr.)	.992
Tate Matheny (13-15)	.991
Kyle Paul (07-08)	.991
Doug Bagby (72-73)	.991
Piazza (02-03)-Reinsch (82-83)	.990
Landan Ruff (15-18)	.990
Hacker (93-95)-Goessling (77-78)	.989
Fultz (14-16)-Castro (15-16)	.988
Ron Snider (76-79)	.988
Saves	
Bryan Young (14-17)	35
Shaun Marcum (02-03)	18
Matt Frevert (06-08)	15
Kyle Burgess (12-14)	14
Bob Zimmermann (01-03)	13
Grant Gordon (10-11)	12
Dan Kickham (11)	11
Chris Krawczyk (03-06)	11
Matt Gilmer (94-97)	11
Connor Sechler (18-pr.)	9
Tony Floyd (87-88)	9
Dave Dickensheet (79-82)	9

MISSOURI STATE BASEBALL

Game 23 | MISSOURI STATE BEARS (5-17) vs. KANSAS JAYHAWKS (13-10) | March 27, 2019 | Springfield, Mo. | Hammons Field (8,000) | KBFL 1060 AM/96.9 FM | ESPN+

THE LAST TIME...

A Missouri State Hitter Had...

8 at-bats in a game	Adam Pummill vs. UNC Greensboro, 2/25/06
3 at-bats in an inning	Ryan Howard, Nick Kays (both 3-for-3) vs. Evangel, 4/21/99
4 hits in a game	Ryan Skalnik vs. Illinois State, 4/21/18
5+ hits in a game	(5) Jeremy Eierman at Arkansas, 5/17/16
5+ runs in a game	(5) Jake Burger vs. Western Illinois, 3/16/16
4 runs in a game	Hunter Steinmetz at Bradley, 4/28/18
3+ doubles in a game	(3) Justin Paulsen at Evansville, 4/29/17
2+ triples in a game	(2) Eric Cheray vs. Northern Illinois, 2/21/14
A grand slam	Logan Geha at Oklahoma, 3/15/19
A pinch hit home run	Javier Ramos vs. Central Arkansas, 2/27/19
An inside the park home run	Hunter Steinmetz vs. Western Illinois, 3/16/16
A pinch hit grand slam	Javier Ramos vs. Central Arkansas, 2/27/19
Hit for the cycle	Matt Cepicky at Indiana State, 3/29/98
A hit from each side of the plate	Drew Millas at Valparaiso, 5/5/18
A 10-15-game hit streak	(13) Ben Whetstone, 5/11/18 to 6/3/18
A 16-19-game hit streak	(19) Hunter Steinmetz, 3/5/16 to 4/2/16
A 20-24-game hit streak	(20) Aaron Meyer, 3/5/16 to 4/5/16
A 25-29-game hit streak	(29) Kevin Medrano, 3/23/10 to 5/14/10
A 30-game hit streak	(30) Brayden Drake, 4/27/08 to 3/29/09
10+ RBIs in a game	(11) John Knott vs. UNI, 5/2/92
9 RBIs in a game	Spencer Johnson vs. Kansas, 4/6/16
8 RBIs in a game	Brian Fuess vs. Bradley, 3/27/99
7 RBIs in a game	Jeremy Eierman vs. CSUN, 3/25/18
6 RBIs in a game	Blake Graham vs. Wichita State, 4/23/17
5 RBIs in a game	Jake Burger vs. Southern Illinois, 5/25/17
10+ total bases	(10) Jeremy Eierman at Saint Louis, 4/17/17
Reached safely 6 times	Joey Hawkins vs. Indiana State, 3/31/13
Hits in 5+ straight at-bats	(5) John Privitera, 2/15/19 to 2/16/19
5 walks in a game	Lance Burkhart vs. Nevada, 2/14/97
4 walks in a game	Drew Millas at Oklahoma, 3/15/19
4 strikeouts in a game	Brooks Zimmerman and Sam Faith at Oklahoma, 3/17/19
5 strikeouts in a game	Tyler Ryun at UT Arlington, 2/26/10
Stole home	Jack Duffy vs. Central Arkansas, 2/27/19
3 stolen bases	Hunter Steinmetz vs. Western Illinois, 3/16/16
2 home runs in a game	Matt Brown vs. Indiana State, 5/25/18
3 home runs in a game	Spencer Johnson vs. Kansas, 4/6/16
Home runs in consecutive at-bats	Matt Brown vs. Indiana State, 5/25/18
Homered in 3 straight games	Jeremy Eierman, 3/3/17 to 3/5/17
Homered in 5 straight games	Brayden Drake, 5/5/09 to 5/14/09
2 hits in an inning	Ben Whetstone vs. Southern Illinois (4th), 5/12/18
Hit by 3 pitches in a game	Brayden Drake vs. Middle Tennessee, 5/11/08
Hit by 2 pitches in a game	Matt Brown at Kansas, 3/27/18
Led off the game with a home run	Hunter Steinmetz at TCU, 6/11/17
A walk-off home run	Jeremy Eierman vs. Oklahoma State, 6/2/17
A walk-off grand slam	Dylan Becker vs. Bradley, 4/20/13
A grand slam by a freshman	Javier Ramos vs. Central Arkansas, 2/27/19
Consecutive multi-HR games	Ryan Howard, 2/23/00 and 2/27/00

A Missouri State Pitcher Had...

Pitched over 9 innings	(9.1) Clay Murphy vs. DBU, 5/20/14
A complete game (9)	Doug Still at New Mexico, 4/15/17
A complete game (7)	Dylan Coleman vs. Evansville, 5/23/18
A complete game as a freshman	Ty Buckner at Bradley, 4/29/18
Consecutive complete games (9)	Pierce Johnson, 3/15/12 and 3/23/12
3 straight complete games	Paul Marsala (4), 3/27/04 to 4/17/04
Pitched 5.0-6.2 innings of relief	(5.0) Hayden Juenger at UCSB, 3/22/19
Pitched 7.0-8.2 innings of relief	(7.1) Sam Perez at Indiana State, 5/27/16
Pitched 9+ innings of relief	(10.0) J.C. Casey at Creighton, 5/27/11
A shutout (9)	Doug Still at New Mexico, 4/15/17
A shutout (7)	Dylan Coleman vs. Evansville, 5/23/18
A combined shutout (9)	Ty Buckner (5.2) and Jake Fromson (3.1) vs. CSUN, 3/24/18
A shutout as a freshman	Tim Clubb at Arkansas State, 3/20/07
3+ hit batsmen in a game	(3) Logan Thomazin at Arkansas State, 3/10/19
2+ pickoffs in a game	(2) Tyler McAlister vs. Texas Southern, 2/18/18
10+ strikeouts in a game	(11) Logan Thomazin vs. Central Arkansas, 2/27/19
15+ strikeouts in a game	(15) Matt Hall vs. Wichita State, 5/2/15
6+ walks in a game	(8) Dylan Coleman vs. Illinois State, 4/20/18
A 15-19 inning scoreless streak	(16.1) Jake Fromson, 2/17/17 to 3/10/17
A 20+ inning scoreless streak	(22.2) Sam Perez, 5/17/16 to 5/28/16
Retired 15+ consecutive batters	(15) Austin Knight vs. Missouri, 4/25/17
Retired 20+ consecutive batters	(20) Matt Hall vs. Wichita State, 5/5/13
A two-hitter	Jordan Knutson (8.0) and Jake Fromson (1.0) vs. DBU, 4/7/17
A one-hitter	Ty Buckner at Bradley, 4/29/18

A combined one-hitter	Dylan Coleman (7.0), Jake Fromson (1.0) and Bryan Young (1.0) vs. Indiana State, 5/13/17
A no-hitter	Mike Whitley (7) vs. Southeast Missouri, 5/4/94
A combined no-hitter	Scott Buchheit, Darrell Maus, Matt Brewer, Terry Menown vs. Lincoln, 3/14/89

Missouri State...

Scored 30+ runs	(30) vs. Evangel, 4/21/99
Scored 25-29 runs	(25) vs. Southwest Baptist, 4/4/00
Scored 20-24 runs	(21) at Indiana State, 5/4/08
Scored 15-19 runs	(15) vs. Central Arkansas, 2/27/19
Scored 10+ runs in an inning	(10) 5th vs. Bradley, 4/11/17
Scored 9 runs in an inning	4th at Arkansas State, 4/15/09
Scored 8 runs in an inning	2nd at Oral Roberts, 3/13/19
Scored 7 runs in an inning	7th at Oklahoma, 3/15/19
Had 30+ hits	(32) vs. Evangel, 4/21/99
Had 25-29 hits	(26) vs. Indiana State, 5/14/98
Had 20-24 hits	(22) vs. Bradley, 5/24/12
Had 6+ doubles	(6) at Evansville, 4/10/10
Had 4+ triples	(4) vs. Illinois State, 5/20/16
Stole 6+ bases	(6) vs. Indiana State, 5/12/17
Stole 4 bases in an inning	4th vs. Evansville, 4/8/18
Was hit by 6+ pitches	(7) vs. DBU, 2/25/11
Drew three consecutive HBP	vs. DBU, 2/25/11
Had 4+ sacrifice bunts	(5) at Southern Illinois, 5/10/15
Did not strike out	at Kansas State, 3/14/15
Hit into a triple play	vs. Indiana State, 5/15/09
Hit 7+ home runs	(7) vs. Middle Tennessee, 3/15/02
Hit 6 home runs	vs. Oral Roberts, 4/4/10
Hit 5 home runs	vs. UNI, 3/26/00
Hit 4 home runs	at DBU, 5/17/18
Hit 2 grand slams in a game	vs. Arkansas State, 3/22/16
Walked 10+ times	(11) at Oklahoma, 3/15/19
Was shut out	vs. Cal State Fullerton, 2/22/19
Was shut out at home	vs. Illinois State (1-0), 5/24/17
Was shut out in consecutive games	at Texas State (0-10), 2/17/19; vs. Cal State Fullerton (0-7), 2/22/19
Shut out back-to-back opponents	at Arkansas State, 3/1/17; vs. Central Arkansas, 3/3/17
Struck out 10+ batters	(10) vs. Arkansas, 3/26/19
Struck out 10+ times	(10) vs. Arkansas, 3/26/19
Was held to two or fewer hits	(2) at Arkansas State, 3/8/19
Hit back-to-back home runs	Drew Millas, Dakota Kotowski at UCSB, 3/22/19
Hit three straight home runs	Dan Firlit, Ryan Howard, Mike Collier vs. Arkansas Tech, 2/23/00
Turned 4+ double plays	(4) at Texas Tech, 2/19/12
Committed 6+ errors	(7) at UCSB, 3/24/19
Swept a doubleheader	vs. Illinois State, 4/21/18
Lost both games of a doubleheader	at Arkansas State, 3/10/19

A Missouri State Opponent...

Scored 25+ runs	(25) Rice, 5/25/97
Scored 20-24 runs	(20) Georgia Tech, 2/20/10
Scored 15-19 runs	(16) Arkansas State, 3/10/19
Threw a complete-game one-hitter	Chris Razo, Illinois State, 4/5/13
Threw a complete-game no-hitter	Vince Serafini, Evansville, 5/13/00
Hit 3 home runs	Dylan Brown, Oklahoma State, 3/11/08
Hit 2 home runs	Trevor Boone, Oklahoma State, 3/12/19
Hit back-to-back home runs	Thomas Rowan and Armani Smith, UCSB, 3/22/19
Hit a leadoff home run	Matt Hoeg, Iowa, 3/14/18
Hit a walk-off home run	Steffan Guest, UT Arlington, 2/27/10
Hit a grand slam	Michael Gretler, Oregon State, 4/13/18
Had 4 hits in a game	Jared Kengott, Southern Illinois, 5/13/18
Had 5+ hits in a game	(5) Jared Mang, New Mexico, 4/13/17
Had 5 RBIs	Trevor Boone, Oklahoma State, 3/12/19
Had 6+ RBIs	(6) Caleb Ricketts, San Diego, 2/23/19
Had 4+ stolen bases in a game	(4) Michael Faulkner, Arkansas State, 4/4/12
Scored 10+ runs in an inning	Middle Tennessee (10 in 8th), 2/20/09
Scored 9 runs in an inning	Georgia Tech (4th), 2/20/10
Scored 8 runs in an inning	Northern Illinois (9th), 2/21/14
Scored 7 runs in an inning	Arkansas State (7th), 3/10/19
Had 25-29 hits	(25) Rice, 5/25/97
Had 20-24 hits	(23) Nebraska, 2/20/11
Threw a complete game	(9.0) Alex Hurshey, Tennessee Tech, 6/3/18
Struck out 10+ batters	(10) Rodney Boone, UCSB, 3/24/19

MISSOURI STATE BASEBALL

Game 23 | MISSOURI STATE BEARS (5-17) vs. KANSAS JAYHAWKS (13-10) | March 27, 2019 | Springfield, Mo. | Hammons Field (8,000) | KBFL 1060 AM/96.9 FM | ESPN+



KEITH GUTTIN Head Coach

37th Season
Alma mater: UMSL (1978)

One of the most successful baseball coaches in Missouri Valley Conference history, **Keith Guttin** began his MSU head coaching career in 1983, and has spent the past 36 seasons building the Bears into one of the top programs in the country. Under Guttin, the Bears have won 61 percent of their games, averaging 35 victories a year and racking up 12 different 40-win seasons.

Guttin, who entered the 2019 season fifth among active Division I head coaches in career victories, has been a part of the MSU baseball program as a player, assistant coach and head coach for 41 of the program's 55 years. He took the helm of Bears baseball at the start of the 1983 season, coinciding with the move of Missouri State athletics to Division I status. He inherited the reins of the program from its only previous head baseball coach, former Missouri State Director of Athletics Bill Rowe. Guttin ultimately helped stretch MSU's string of consecutive winning seasons to 32 in a row, easily the longest of any Missouri State athletics team. His 1,264 career wins are the most recorded by any head coach in the 111-year history of Missouri State athletics, and the Bears have finished in the top half of the conference race in all but four of his 36 seasons.

During Guttin's tenure, 125 Bears have signed professional contracts, including six first-round draft picks and 18 players who have advanced to the Major Leagues. Additionally, MSU has won 20 combined conference regular-season and tournament championships and made 11 NCAA Division I Tournament appearances, including 10 in the last 23 years.

In 2003, Guttin led the Bears to the NCAA Division I College World Series for the first time in school history, marking the only trip to Omaha by a Division I team from the state of Missouri since 1965. He has been a conference coach of the year 11 times and was selected as the American Baseball Coaches Association Division I Midwest Region Coach of the Year in both 1997 and 2003.

Guttin's pupils have produced results off the diamond as well. Missouri State baseball players have been recognized on the Valley's all-academic team 65 times since the inception of the honor in 1992. Additionally, seven Bears have garnered academic All-America honors on 12 different occasions under Guttin, including three-time selection Brian Mahaffey.

Missouri State is coming off both its third NCAA Regional appearance and MVC regular-season title in the last four seasons. In 2017, the Bears won their first 18 Valley games en route to the title, then captured their third overall NCAA Regional crown by knocking off Arkansas in the deciding game of the Fayetteville Regional. MSU saw its storybook season come to an end at the Fort Worth Super Regional, as TCU secured a fourth straight trip to Omaha with a two-game sweep of Guttin's Bears. Consensus All-America picks Jake Burger and Jeremy Eierman led a potent Bears lineup that paved the way to a 43-20 campaign, while Valley pitcher of the year Jake Fromson led a star-studded pitching staff and garnered All-America recognition of his own.

The 2015 season will go down as one of the more memorable campaigns for Guttin, who was inducted into both the Missouri Sports Hall of Fame and Springfield Area Sports Hall of Fame during the year. He also surpassed the 1,100 career victory mark early in MSU's record-setting season en route to earning his fifth MVC Coach of the Year nod. Under Guttin's guidance, the 2015 Bears set a program record with 49 victories and were ranked as high as No. 6 (*Baseball America*) in the nation while capturing the Valley's regular-season and postseason tournament titles. MSU went on to earn its ninth NCAA Division I postseason berth, sweeping the Springfield Regional at Hammons Field to advance to its second Super Regional appearance, where the Bears came up just one win shy of punching their ticket to the College World Series.

In 2001, Guttin led the Bears to their first-ever MVC regular-season championship and, in the process, dethroned perennial league powerhouse Wichita State. The Shockers had previously won outright or shared the Valley regular season crown in the previous 14 years, but the Bears posted a 22-10 record in 2001 and beat WSU by one game in the final league standings.

While the accomplishments of Guttin's teams on the field speak volumes about the success of his program, another dream came true in April 2004 when the Bears opened a sparkling 8,000-seat stadium just four blocks north of the Missouri State campus. The Bears finished the year ninth among NCAA Division I teams in attendance, playing only a portion of their home schedule at Hammons Field.

It was merely a coincidence that the crown jewel of the Missouri State baseball program came one year after the Bears exploded onto the national college baseball radar in the College World Series. But both events show the growth of college baseball in the Ozarks and the amount of community and administrative support the program had received in the last several years. With the continued support of the MSU community, Guttin has led the Bears' efforts in numerous charitable endeavors, including the program's annual Price Cutter Celebrity Golf Classic, proceeds from which have been committed to Champion Athletes of the Ozarks in each of the last 20 years. MSU's popular First Pitch and Reunion Night has also been a positive force for both the Bears and a variety of local charitable organizations. The preseason kickoff event has benefited entities such as the Miracle League Ball Field, Care to Learn, Boys and Girls Clubs and the Wounded Warrior Project.

The Bears have finished lower than third in the league standings just nine times since Guttin took over. Guttin directed Missouri State to six straight league titles in Mid-Continent play from 1984 through 1989. He has given MSU its first four Valley postseason tournament championships in 1996, 1997, 2015 and 2018. He was voted the MVC Coach of the Year in 1993, 2001, 2003, 2008, 2015, 2017 and 2018 and was selected the American Baseball Coaches Association Division I Midwest Region Coach of the Year in 1997 and 2003.

Guttin had two notable seasons as the Missouri State second baseman, coming from Mineral Area College. He earned MIAA all-conference honorable mention in 1977 as the Bears made their first NCAA Division II tournament appearance in seven years.

A University City native, Guttin finished his undergraduate degree at the University of Missouri-St. Louis in 1978, and earned his master's degree in 1984 at Truman State. He and his wife, Marianne, have three daughters; Lauren, Lindsey and Samantha.

GUTTIN'S COACHING RECORD

Year	Team	W-L	Pct.	Conf.	Pct.
1983	Missouri State	32-11	.744	---	---
1984	Missouri State	35-22	.614	---	---
1985	Missouri State	24-16	.600	5-3	.625
1986	Missouri State	47-14	.770	11-1	.917
1987	Missouri State	38-14	.731	7-3	.700
1988	Missouri State	41-17	.707	12-0	1.000
1989	Missouri State	41-10	.804	8-2	.800
1990	Missouri State	42-15	.737	11-0	1.000
1991	Missouri State	40-22	.645	14-10	.583
1992	Missouri State	31-23	.574	10-11	.476
1993	Missouri State	32-23	.582	14-6	.700
1994	Missouri State	31-23	.574	13-7	.650
1995	Missouri State	37-21	.638	18-13	.581
1996	Missouri State	32-25	.561	18-11	.621
1997	Missouri State	35-25	.583	16-10	.625
1998	Missouri State	32-21	.604	19-13	.594
1999	Missouri State	38-19	.667	18-11	.621
2000	Missouri State	24-33	.421	15-17	.468
2001	Missouri State	36-22	.621	22-10	.688
2002	Missouri State	43-21	.672	19-13	.594
2003	Missouri State	40-26	.606	19-11	.633
2004	Missouri State	31-28	.525	19-12	.613
2005	Missouri State	26-29	.473	10-14	.417
2006	Missouri State	33-22	.600	15-8	.652
2007	Missouri State	23-34	.404	7-17	.292
2008	Missouri State	40-17	.702	18-6	.750
2009	Missouri State	34-20	.630	17-5	.773
2010	Missouri State	21-34	.382	6-15	.286
2011	Missouri State	33-23	.589	11-9	.550
2012	Missouri State	40-22	.645	13-7	.650
2013	Missouri State	31-23	.574	12-9	.571
2014	Missouri State	26-31	.456	9-12	.429
2015	Missouri State	49-12	.803	18-3	.857
2016	Missouri State	38-21	.644	7-13	.650
2017	Missouri State	43-20	.683	18-1	.947
2018	Missouri State	40-17	.702	18-3	.857
2019	Missouri State	5-17	.227	0-0	.000
Totals		1,264-793	.614	467-372	.557

GUTTIN'S MILESTONE VICTORIES

Win	Date	Result (Site)
1	3/5/83	MSU 8, Indiana State 2 (Meador Park)
100	3/11/86	MSU 7, Jacksonville 5 (Jacksonville, Fla.)
200	4/16/88	MSU 4, Eastern Illinois 2 (Charleston, Ill.)
300	5/13/90	MSU 9, Eastern Illinois 2 (Chicago, Ill.)
*395	5/1/93	MSU 9, UNI 2 (Meador Park)
400	5/9/93	MSU 7, Wichita State 6 (Meador Park)
500	5/17/96	MSU 8, Wichita State 7 (Wichita, Kan.)
600	4/24/99	MSU 13, UNI 7 (Meador Park)
700	5/4/02	MSU 5, Wichita State 1 (Wichita, Kan.)
800	5/11/05	MSU 15, Kansas 6 (Hammons Field)
900	5/11/08	MSU 7, Middle Tennessee 6 (Hammons Field)
1,000	3/3/12	MSU 3, Northwestern State 2 (Natchitoches, La.)
1,100	3/17/15	MSU 10, Little Rock 3 (Hammons Field)
1,200	4/18/17	MSU 5, Missouri 3 (Columbia, Mo.)
1,250	5/11/18	MSU 5, Southern Illinois 3 (Hammons Field)

*Surpassed Bill Rowe for the all-time MSU record for coaching victories

GUTTIN'S CAREER HIGHLIGHTS

- Ten regular-season conference titles (1986, 1988, 1989, 1990, 2001, 2003, 2009, 2015, 2017, 2018)
- Ten conference tournament championships (1984, 1985, 1986, 1987, 1988, 1989, 1996, 1997, 2015, 2018)
- Eleven NCAA Regional berths (1987, 1995, 1996, 1997, 1999, 2002, 2003, 2012, 2015, 2017, 2018)
- Three NCAA Super Regional berths (2003, 2015, 2017)
- 2003 College World Series berth
- Mentored 29 All-Americans as head coach
- Coached 120 professional signees, including 18 Major Leaguers - Ryan Howard - 2005 NL Rookie of the Year and 2006 NL MVP - Bill Mueller - 2003 AL Batting Champion
- Coached 92 first-team all-conference selections, eight league players of the year and seven league pitchers of the year
- Six-time Mid-Continent Conference Coach of the Year (1984-89)
- Seven-time Missouri Valley Conference Coach of the Year (1993, 2001, 2003, 2008, 2015, 2017, 2018)

MISSOURI STATE BASEBALL

Game 23 | MISSOURI STATE BEARS (5-17) vs. KANSAS JAYHAWKS (13-10) | March 27, 2019 | Springfield, Mo. | Hammons Field (8,000) | KBFL 1060 AM/96.9 FM | ESPN+

ALPHABETICAL ROSTER

No.	Player	Yr.	Pos.	B-T	Ht.	Wt.	Hometown (Previous School)
31	Forrest Barnes	Fr.	RHP	R-R	6-0	190	Ozark, Mo. (Ozark HS)
41	Michael Briggs	Jr.	C	R-R	6-2	225	Lee's Summit, Mo. (Archbishop O'Hara HS)
36	Ty Buckner	So.	RHP	R-R	6-1	190	St. Louis, Mo. (Ladue Horton Watkins HS)
29	Peyton Carson	Fr.	LHP	L-L	6-4	195	Topeka, Kan. (Shawnee Heights HS)
7	Collin Clayton	Jr.	OF	R-R	6-1	175	Edwardsville, Ill. (Edwardsville HS/John A. Logan College)
43	Ben Cruikshank	Fr.	LHP	L-L	6-4	165	Belleville, Ill. (Belleville East HS)
23	Jack Duffy	Jr.	OF	L-R	5-10	190	Kansas City, Mo. (Staley HS)
26	Sam Faith	So.	IF	B-R	6-3	205	St. Charles, Ill. (St. Charles North HS)
17	Jordan Fitzpatrick	So.	OF/IF	L-R	6-0	190	Rogersville, Mo. (Logan-Rogersville HS)
4	Logan Geha	Jr.	C	R-R	5-11	190	Lee's Summit, Mo. (Lee's Summit West HS)
40	Zach Gibbs	So.	RHP	R-R	6-1	190	Wentzville, Mo. (Holt HS)
12	Anthony Herron, Jr.	Fr.	IF/OF	R-R	6-2	240	Chicago, Ill. (Mount Carmel HS)
8	Mason Hull	Fr.	IF	R-R	6-0	190	Effingham, Ill. (Effingham HS)
11	Hayden Juenger	Fr.	RHP	R-R	6-0	175	O'Fallon, Ill. (O'Fallon Township HS)
16	Dakota Kotowski	Fr.	OF/1B	R-R	6-5	225	Channahon, Ill. (Providence Catholic HS)
21	Jake Lochner	Sr.	LHP	L-L	6-0	200	Sullivan, Mo. (Sullivan HS)
19	Tyler McAlister	Jr.	RHP	R-R	6-5	195	Waterloo, Ill. (Waterloo HS)
24	Drew Millas	Jr.	C	B-R	6-2	205	Swansea, Ill. (Belleville East HS)
50	Alex Moore	So.	RHP	R-R	6-8	240	Mountain Grove, Mo. (Mountain Grove HS)
25	Joey Polak	So.	IF	R-R	6-3	220	Quincy, Ill. (Quincy Notre Dame HS/Jefferson College)
32	John Privitera	Jr.	IF	L-R	5-8	170	Lee's Summit, Mo. (Lee's Summit West HS)
34	Javier Ramos	Fr.	RHP/IF	R-R	6-6	205	Vian, Okla. (Vian HS)
33	Matt Russell	So.	RHP	R-R	6-2	210	Kansas City, Mo. (Staley HS)
10	Nick Schmidt	Fr.	RHP	R-R	6-4	205	Wentzville, Mo. (Holt HS)
13	Davis Schwab	Sr.	LHP	L-L	6-4	230	Overland Park, Kan. (Blue Valley West HS/Johnson County CC)
14	Connor Sechler	So.	RHP	R-R	6-3	195	Bolivar, Mo. (Bolivar HS)
18	Logan Thomazin	Fr.	RHP	R-R	6-2	200	Walnut Grove, Mo. (Walnut Grove HS)
45	Ben Whetstone	Jr.	IF	L-R	6-6	245	Overland Park, Kan. (Rockhurst HS)
35	Logan Wiley	Jr.	RHP	R-R	6-0	190	Springfield, Mo. (Kickapoo HS/Kansas State University)
27	Nate Witherspoon	Jr.	LHP	L-L	6-4	210	Eureka, Mo. (Eureka HS)
5	Tommy Woods	Fr.	OF/IF	R-R	6-4	235	Florissant, Mo. (McCluer North HS)
1	Brooks Zimmerman	Sr.	OF	R-R	6-2	210	Stillwater, Okla. (Stillwater HS/Cowley Co. CC)

Head Coach: (2) Keith Guttin

Assistant Coaches: (28) Paul Evans, (3) Matt Lawson

Volunteer Assistant Coach: (44) Corey Hassel

Director of Player Development: Joe Lincoln

Graduate Managers: Matt Fultz, Aaron Meyer, Nick Petree

Student Manager: Brady Theisen

Athletic Trainer: Jim Penkalski

ROSTER BREAKDOWN

Seniors (3): Jake Lochner, Davis Schwab, Brooks Zimmerman.

Juniors (10): Michael Briggs, Collin Clayton, Jack Duffy, Logan Geha, Tyler McAlister, Drew Millas, John Privitera, Ben Whetstone, Logan Wiley, Nate Witherspoon.

Sophomores (8): Ty Buckner, Sam Faith, Jordan Fitzpatrick, Zach Gibbs, Alex Moore, Joey Polak, Matt Russell, Connor Sechler.

Freshmen (11): Forrest Barnes, Peyton Carson, Ben Cruikshank, Anthony Herron, Jr., Mason Hull, Hayden Juenger, Dakota Kotowski, Javier Ramos, Nick Schmidt, Logan Thomazin, Tommy Woods.

Infielders (8): Sam Faith, Jordan Fitzpatrick, Anthony Herron, Jr., Mason Hull, Joey Polak, John Privitera, Javier Ramos, Ben Whetstone.

Outfielders (5): Collin Clayton, Jack Duffy, Dakota Kotowski, Tommy Woods, Brooks Zimmerman.

Catchers (3): Michael Briggs, Logan Geha, Drew Millas.

Pitchers (17): Forrest Barnes, Ty Buckner, Peyton Carson, Ben Cruikshank, Zach Gibbs, Hayden Juenger, Jake Lochner, Tyler McAlister, Alex Moore, Javier Ramos, Matt Russell, Nick Schmidt, Davis Schwab, Connor Sechler, Logan Thomazin, Logan Wiley, Nate Witherspoon.

NUMERICAL ROSTER

No.	Player	Pos.
1	Brooks Zimmerman	OF
4	Logan Geha	C
5	Tommy Woods	OF/IF
7	Collin Clayton	OF
8	Mason Hull	IF
10	Nick Schmidt	RHP
11	Hayden Juenger	RHP
12	Anthony Herron, Jr.	IF/OF
13	Davis Schwab	LHP
14	Connor Sechler	RHP
16	Dakota Kotowski	OF/1B
17	Jordan Fitzpatrick	OF/IF
18	Logan Thomazin	RHP
19	Tyler McAlister	RHP
21	Jake Lochner	LHP
23	Jack Duffy	OF
24	Drew Millas	C
25	Joey Polak	IF
26	Sam Faith	IF
27	Nate Witherspoon	LHP
29	Peyton Carson	LHP
31	Forrest Barnes	RHP
32	John Privitera	IF
33	Matt Russell	RHP
34	Javier Ramos	RHP/IF
35	Logan Wiley	RHP
36	Ty Buckner	RHP
40	Zach Gibbs	RHP
41	Michael Briggs	C
43	Ben Cruikshank	LHP
45	Ben Whetstone	IF
50	Alex Moore	RHP

Head Coach

2.....Keith Guttin

Assistant Coaches

3.....Matt Lawson

28.....Paul Evans

Volunteer Assistant Coach

44.....Corey Hassel

Director of Player Development

Joe Lincoln

Graduate Assistants

Matt Fultz

Aaron Meyer

Nick Petree

Student Manager

Brady Theisen

Athletic Trainer

Jim Penkalski

PRONUNCIATION GUIDE


Ben CruikshankCROOK • shank
Logan Geha GEE • uh
Keith Guttin rhymes with 'button'
Anthony Herron, Jr. HAIR • un
Hayden Juenger YING • ur
Dakota Kotowski kuh • TOW • ski
Jake Lochner LOCK • nur
Drew Millas MILL • us
Joey Polak sounds like 'Pollock'
John Privitera preye (long 'i') • vuh • TEER • uh
Javier Ramos RAH • mos
Connor Sechler SECK • lur
Logan Thomazin TOM • uh • zen
Ben Whetstone WET • stone



MISSOURI STATE BASEBALL

Game 23 | MISSOURI STATE BEARS (5-17) vs. KANSAS JAYHAWKS (13-10) | March 27, 2019 | Springfield, Mo. | Hammons Field (8,000) | KBFL 1060 AM/96.9 FM | ESPN+

TV/RADIO ROSTER



1 Brooks Zimmerman
OF/IF - Sr. - R/R
Stillwater, Okla.



4 Logan Gaha
C - So. - R/R
Lee's Summit, Mo.



5 Tommy Woods
OF/IF - Fr. - R/R
Florissant, Mo.



7 Collin Clayton
OF - Jr. - R/R
Edwardsville, Ill.



8 Mason Hull
IF - Fr. - R/R
Effingham, Ill.



10 Nick Schmidt
RHP - Fr. - R/R
Wentzville, Mo.



11 Hayden Juenger
RHP - Fr. - R/R
O'Fallon, Ill.



12 Anthony Herron
IF/OF - Fr. - R/R
Chicago, Ill.



13 Davis Schwab
LHP - Sr. - L/L
Overland Park, Kan.




14 Connor Sechler
RHP - So. - R/R
Bolivar, Mo.



16 Dakota Kotowski
1B/OF - Fr. - R/R
Channahon, Ill.



17 Jordan Fitzpatrick
IF/OF - So. - L/R
Rogersville, Mo.



18 Logan Thomazin
RHP - Fr. - R/R
Walnut Grove, Mo.



19 Tyler McAllister
RHP - Jr. - R/R
Waterloo, Ill.



21 Jake Lochner
LHP - Sr. - L/L
Sullivan, Mo.




23 Jack Duffy
OF - Jr. - L/R
Kansas City, Mo.



24 Drew Millas
C - Jr. - B/R
Swansea, Ill.



25 Joey Polak
IF - So. - R/R
Quincy, Ill.



26 Sam Faith
IF - So. - B/R
St. Charles, Ill.



27 Nate Witherspoon
LHP - Jr. - L/L
Eureka, Mo.



29 Peyton Carson
LHP - Fr. - L/L
Topeka, Kan.




31 Forrest Barnes
RHP - Fr. - R/R
Ozark, Mo.



32 John Privitera
IF - Jr. - L/R
Lee's Summit, Mo.



33 Matt Russell
RHP - So. - R/R
Kansas City, Mo.



34 Javier Ramos
RHP/IF - Fr. - R/R
Vian, Okla.



35 Logan Wiley
RHP - Jr. - R/R
Springfield, Mo.



36 Ty Buckner
RHP - So. - R/R
St. Louis, Mo.




40 Zach Gibbs
RHP - So. - R/R
Wentzville, Mo.



41 Michael Briggs
C - Jr. - R/R
Lee's Summit, Mo.



43 Ben Cruikshank
LHP - Fr. - L/L
Fairview Heights, Ill.



45 Ben Whetstone
IF - Jr. - L/R
Overland Park, Kan.



50 Alex Moore
RHP - So. - R/R
Mountain Grove, Mo.



2 Keith Guttin
Head Coach



3 Matt Lawson
Assistant Coach



28 Paul Evans
Assistant Coach



44 Corey Hassel
Volunteer
Assistant Coach