

MISSOURI STATE

2003 NCAA College World Series • 11 NCAA Regional Appearances • 41 All-Americans • 20 Major Leaguers

Eric Doennig, MSU Athletics Communications (Primary Contact) | O: (417) 836-4586 | C: (417) 827-5327 | EricDoennig@MissouriState.edu | MissouriStateBears.com | @MSUBearBaseball | MissouriStBears

2019 SCHEDULE

February (3-5)

15	vs. Nevada ⁵	L, 4-16
16	vs. Utah ⁵	W, 6-2
17	at Texas State ⁵	L, 0-10
22	vs. (24) Cal State Fullerton [®]	L, 0-7
23	at San Diego [®]	L, 4-14
24	vs. Fresno State [®]	L, 2-3
26	CENTRAL ARKANSAS	W, 9-7
27	CENTRAL ARKANSAS	W, 15-3

March (2-8)

1	(30) UC IRVINE	L, 2-3 (7)
1	(30) UC IRVINE	L, 1-4 (11)
8	at Arkansas State	L, 2-14
10	at Arkansas State	L, 4-16
10	at Arkansas State	L, 4-6
12	at Oklahoma State	L, 2-13
13	at Oral Roberts	W, 11-2
15	at Oklahoma	W, 11-8
16	at Oklahoma	L, 2-11
17	at Oklahoma	L, 1-6
22	at (28) UC Santa Barbara	5:00 p.m.
23	at (28) UC Santa Barbara	4:00 p.m.
24	at (28) UC Santa Barbara	1:30 p.m.
26	ARKANSAS	6:30 p.m.
27	KANSAS	6:30 p.m.
29	INDIANA STATE*	6:30 p.m.
30	INDIANA STATE*	2:00 p.m.
31	INDIANA STATE*	1:00 p.m.

April (8-9)

2	at Southeast Missouri State	5:00 p.m.
3	at Murray State	3:00 p.m.
5	at Southern Illinois*	6:30 p.m.
6	at Southern Illinois*	2:00 p.m.
7	at Southern Illinois*	1:00 p.m.
9	at Kansas	6:00 p.m.
12	at Illinois State*	5:00 p.m.
13	at Illinois State*	2:00 p.m.
14	at Illinois State*	1:00 p.m.
16	MISSOURI	6:30 p.m.
18	NEW ORLEANS	6:30 p.m.
19	NEW ORLEANS	6:30 p.m.
20	NEW ORLEANS	2:00 p.m.
23	at Missouri	6:30 p.m.
26	BRADLEY*	2:00 p.m.
27	BRADLEY*	12:00 p.m.
28	BRADLEY*	11:00 a.m.
30	at Wichita State	6:00 p.m.

May (0-0)

2	DBU*	6:00 p.m.
3	DBU*	6:30 p.m.
4	DBU*	2:00 p.m.
7	WICHITA STATE	6:30 p.m.
10	at Evansville*	6:30 p.m.
11	at Evansville*	2:00 p.m.
12	at Evansville*	1:00 p.m.
16	VALPARAISO*	6:30 p.m.
17	VALPARAISO*	6:30 p.m.
18	VALPARAISO*	2:00 p.m.
21-25	at MVC Baseball Championship*	TBA

HOME GAMES played at Hammons Field
 *MVC game
⁵Texas State Invitational (San Marcos, Texas)
[®]Tony Gwynn Legacy (San Diego, Calif.)
[®]at Duffy Bass Field (Normal, Ill.)
 All times are Central



MISSOURI STATE BEARS (5-13)

Conference.....Missouri Valley
 Head Coach.....Keith Guttin
 Alma Mater.....Missouri-St. Louis
 Career Record.....1,264-789 (37th year)
 Record at MSU.....same

SERIES INFORMATION

Site.....Santa Barbara, Calif.
 Stadium.....Caesar Uyeska Stadium (1,000)
 Series History.....First meeting
 Fri., March 22.....5 p.m. (CDT)
 MSU.....RHP Logan Thomazin (1-2, 5.68 ERA)
 UCSB.....LHP Ben Brecht (3-0, 2.73 ERA)
 Sat., March 23.....4 p.m. (CDT)
 MSU.....TBA
 UCSB.....LHP Jack Dashwood (3-0, 2.70 ERA)
 Sun., March 24.....1:30 p.m. (CDT)
 MSU.....RHP Logan Wiley (0-4, 6.20 ERA)
 UCSB.....TBA
 Radio.....KBFL 1060 AM/96.9 FM
 Live Stats.....UCSBGauchos.com
 Watch.....BigWest.tv
 Twitter.....@MSUBearBaseball



No. 28 UC SANTA BARBARA GAUCHOS (14-3)

Conference.....Big West
 Head Coach.....Andrew Checketts
 Alma Mater.....Oregon State
 Career Record.....245-170-4 (8th year)
 Record at UCSB.....same

PRIME 9

- The Missouri State Bears will embark on their second West Coast excursion of the 2019 season this weekend when they meet the UC Santa Barbara Gauchos for a three-game non-conference series, beginning Friday (March 22) with a 5 p.m. (CDT) contest at Caesar Uyeska Stadium in Santa Barbara, Calif.
- Missouri State head coach **Keith Guttin** ranks fifth among all active NCAA Division I coaches in total wins (1,264) and needs seven more victories to match the career total of former Miami (Fla.) coach Ron Fraser for the No. 19 position on the NCAA's Division I coaching wins list
- The Bears recorded one of the largest comeback victories in program history at Oklahoma last Friday, erasing an 8-0 deficit by scoring the final 11 runs of the contest; the eight-run margin represents the biggest deficit MSU has overcome since at least the 1997 season
- MSU is searching for its first victory of the season against a foe from the state of California; the Bears are 0-5 in 2019 and 8-9 all-time against opponents from the Golden State
- MSU has gone 94-56 in road and neutral site contests since 2015, including a 69-44 mark in true road games
- The Bears' roster features three different returners who have earned All-America recognition during their respective MSU careers, led by 2019 preseason *Collegiate Baseball All-America* picks **Drew Millas** and **Connor Sechler**
- MSU has 81 combined come-from-behind wins over the last four-plus seasons; the Bears have also won 157 straight contests in which they have taken a lead into the ninth inning dating back to May 2014
- After hitting just one home run in his first 91 games as a Bear, **Logan Geha** has homered four times in MSU's last six outings, including his first collegiate grand slam that helped key the Bears' comeback last Friday at OU
- Geha brings a career-best four-game hit streak into Friday's game; the junior has hit .250 (4-for-16) during the streak, but three of those hits have left the yard and he has nine RBIs as well

AROUND THE HORN

Pos.	Player	Ht.	Wt.	Class	B/T	G/GS	BA/OBP/SLG	HR/RBI	Notes
C	Drew Millas	6-2	205	Jr.	B/R	13/13	.191/.339/.340	1/6	Led MSU with .313 BA in 5 games last week
1B	Ben Whetstone	6-6	245	Jr.	L/R	18/18	.188/.312/.219	0/5	Team-high 10 walks, 0.993 FLD%
2B	John Privitera	5-8	170	Jr.	L/R	18/18	.264/.346/.347	0/3	Leads club with 6 multi-hit games
SS	Mason Hull	6-0	190	Fr.	R/R	14/14	.179/.200/.256	0/6	Started 14 of 18 games at SS
3B	Joey Polak	6-3	220	So.	R/R	18/18	.172/.250/.203	0/6	4 hits, 4 RBIs over 4-game span (March 12-16)
LF	Logan Geha	5-11	190	Jr.	R/R	18/17	.246/.386/.491	4/13	3 HR, 9 RBI in 5 G last week
CF	Jack Duffy	5-10	190	Jr.	L/R	17/16	.167/.281/.185	0/5	6 OF assists, 0.989 FLD% for career
RF	Collin Clayton	6-1	175	Jr.	R/R	16/14	.216/.273/.314	1/2	7-game hit streak, Feb. 16-27
DH	Brooks Zimmerman	6-2	210	Sr.	R/R	13/12	.220/.304/.317	1/4	Third career 3-hit game vs. Utah (Feb. 16)
OF	Anthony Herron, Jr.	6-2	240	Fr.	R/R	14/10	.225/.289/.325	1/8	Reached in 6 of 12 PA leading off an inning
IF	Sam Faith	6-3	205	So.	B/R	15/6	.250/.325/.306	0/4	.357 BA over 3-game hit streak, March 12-15
IF/OF	Jordan Fitzpatrick	6-0	190	So.	L/R	9/3	.077/.250/.077	0/1	Drew bases-loaded walk in first PA (Feb. 15)
OF	Dakota Kotowski	6-5	225	Fr.	R/R	9/3	.444/.545/.778	1/2	.400 BA in 5 games last week

Pos.	Pitcher	Ht.	Wt.	Class	B/T	G/GS	W-L	Sv	IP	H	K/BB	BAA	ERA
RHP	Logan Thomazin	6-2	200	Fr.	R/R	5/3	1-2	0	19.0	14	23/9	.219	5.68
RHP	Logan Wiley	6-0	190	Jr.	R/R	5/5	0-4	0	24.2	32	19/5	.317	6.20
LHP	Davis Schwab	6-4	230	Sr.	L/L	5/4	1-3	0	21.0	31	19/12	.356	8.14
RHP	Connor Sechler	6-3	195	So.	R/R	8/0	1-1	1	16.2	14	20/10	.237	2.70
RHP	Hayden Juenger	6-0	175	Fr.	R/R	4/2	0-1	0	12.2	16	10/8	.308	4.97
LHP	Jake Lochner	6-0	200	Sr.	L/L	7/0	1-0	0	12.1	10	6/6	.233	5.11
LHP	Nate Witherspoon	6-4	210	Jr.	L/L	6/0	1-0	0	8.1	8	6/3	.286	6.48
RHP	Forrest Barnes	6-0	190	Fr.	R/R	3/2	0-1	0	8.0	11	6/6	.355	7.88
RHP	Nick Schmidt	6-4	210	Fr.	R/R	7/0	0-0	0	8.0	8	7/9	.286	9.00
LHP	Ben Cruikshank	6-4	165	Fr.	L/L	5/1	0-0	0	8.2	9	6/13	.273	10.38
LHP	Peyton Carson	6-4	195	Fr.	L/L	4/0	0-0	0	5.2	10	2/2	.417	15.88
RHP	Alex Moore	6-8	240	So.	R/R	3/1	0-1	0	4.2	14	1/4	.519	19.29

MISSOURI STATE BASEBALL

Games 19-21 | MISSOURI STATE BEARS (5-13) at No. 28 UC SANTA BARBARA GAUCHOS (14-3) | March 22-24, 2019 | Santa Barbara, Calif. | Caesar Uyeska Stadium (1,000) | KBFL 1060 AM/96.9 FM

MISSOURI STATE QUICK FACTS

Founded	1905
Location	Springfield, Mo.
Address	901 S. National Ave. Springfield, MO 65897
Web Site	MissouriState.edu
Switchboard	(417) 836-5000
President	Clif Smart
Enrollment	26,182
Nickname	Bears
School Colors	Maroon and White
National Affiliation	NCAA Division I
Conference	Missouri Valley Conference
Director of Athletics	Kyle Moats
Faculty Athletics Representative	James Hutter
Tickets	(417) 836-7678, (888) 476-7849 MissouriStateBears.com/Tickets

Stadium

Home Facility	Hammons Field
Opened	2004
Capacity	8,000
Surface	Natural Grass
Dimensions	LF-315/LC-365/CF-400/RC-365/RF-330
Press Box Phone	(417) 832-3029

Baseball Staff

Head Coach	Keith Guttin (Missouri-St. Louis, '78)
MSU Record	1,264-789 (37th year at MSU)
Overall Record	1,264-789 (37th year overall)
Assistant Coach	Paul Evans (Southern Illinois, '81)
Assistant Coach	Matt Lawson (Missouri State, '15)
Volunteer Assistant Coach	Corey Hassel
Director of Player Development	Joe Lincoln
Graduate Managers	Matt Fultz Aaron Meyer Nick Petree
Student Assistant	Justin Paulsen
Student Manager	Brady Theisen
Athletic Trainer	Jim Penkalski
Strength & Conditioning Coordinator	Jeremiah Frey

Team Information

2018 Overall Record	40-17
2018 MVC Record (Finish)	18-3 (1st)
Postseason	NCAA Oxford Regional (1-2)
Lettermen Returning/Lost	19/8
Starters Returning/Lost	5/4
Pitchers Returning/Lost	10/3
Newcomers	13

History

First Season	1964
All-Time Record (56 seasons)	1,658-1,017-1
All-Time at Hammons Field (16 seasons)	251-127
All-Time NCAA D-I Tournament Record	22-24 (11 app.)
MVC Regular-Season Championships	6
MVC Tournament Championships	4

Athletics Communications

Location	Hammons Student Center, Room 300
Shipping Address	901 S. National Avenue Springfield, MO 65897
Assistant Director (Primary Baseball Contact)	Eric Doennig
Office Phone	(417) 836-4584
Cell Phone	(417) 827-5327
Email	EricDoennig@MissouriState.edu
Assistant A.D. for Communications	Rick Kindhart
Assistant Director	Ben Adamson
Assistant	Kevin Kane
Graduate Assistants	Morganne Lander, Tim McCall, Emily McMillan
Athletics Web Site	MissouriStateBears.com
Twitter	@MSUBearBaseball
Instagram	@MSUBearBaseball
Facebook	MissouriStBears/MSUBearsBaseball

LEADING OFF

The **Missouri State Bears** will embark on their second West Coast excursion of the 2019 season this weekend when they meet the **UC Santa Barbara Gauchos** for a three-game non-conference series at Caesar Uyeska Stadium in Santa Barbara, Calif. The Bears and Gauchos will open the set Friday (March 22) with a 5 p.m. (CDT) contest, before playing single games Saturday (4 p.m.) and Sunday (1:30 p.m.).

The Bears (5-13) are coming off a 2-3 week that saw them post wins over a pair of perennial postseason qualifiers in Oral Roberts and Oklahoma. MSU notched an 11-2 win at ORU, then rallied from an eight-run deficit to claim an 11-8 decision in its opening game at OU. The Gauchos (14-3), who own the Big West Conference's best record, won 12 straight games until California Baptist ended that streak Sunday.

Missouri State will head home for midweek contests against Arkansas (March 26) and Kansas (March 27), before opening Missouri Valley Conference play next Friday with a three-game home series against Indiana State.

SERIES HISTORY

This weekend's series will mark the first time Missouri State and UC Santa Barbara will meet on the baseball diamond. It does mark the Bears' third different Big West Conference foe in 2019, as MSU dropped a Feb. 22 tilt with Cal State Fullerton at the Tony Gwynn Legacy, as well as a March 1 doubleheader against UC Irvine in Springfield. MSU brings a cumulative 5-5 all-time record against Big West opponents into Friday's action, including a three-game sweep of CSUN at Hammons Field last March.

POWERING UP

After hitting just three home runs as a team through their first 10 games of the season, the Bears have experienced a power surge of sorts over their last eight contests. MSU doubled its season total with three long balls in its series at Arkansas State (March 8-10), getting solo shots from **Logan Geha** and **Collin Clayton** and a two-run bomb from **Dakota Kotowski**. The home runs by Clayton and Kotowski marked their first as Bears. Of MSU's 10 homers so far, four of them (including **Anthony Herron, Jr.**, and **Javier Ramos**) have come from newcomers hitting their first round-trippers in Maroon and White.

Geha, in particular, has enjoyed a recent power binge, clubbing three long balls in MSU's five games in Oklahoma last week. The junior catcher/outfielder has hit all four of his home runs in the last six games, including his first grand slam as a Bear that helped key MSU's comeback victory at Oklahoma last Friday.

STREAK STOPPER

Missouri State used its most complete performance of the season to stop its six-game slide with an 11-2 victory over Oral Roberts March 13 in Tulsa. MSU scored 10 times in the first two innings, turned a season-high three double plays in an error-free defensive effort and closed out the win with 5 2/3 innings of scoreless work from its bullpen. Senior **Jake Lochner** logged 3.2 innings of one-hit relief, while **Sam Faith** recorded a career day with two hits and three RBIs to lead the offense.

The Bears touched up ORU for a pair of first-inning runs, then broke the game wide open with their biggest scoring rally in two years. Faith delivered run-producing hits in each of the first two innings, putting the Bears on the board with a two-run single in the first before doubling home another baserunner as part of the eight-run second.

COMEBACK CUBS

The Bears' 11-8 comeback win over Oklahoma last Friday represented one of the largest in program history. MSU erased an 8-0, seventh-inning deficit by scoring seven times in the seventh, three more in the eighth and one in the ninth. MSU has made the comeback rally an art form in accumulating the most overall victories over a four-year period (170) in program history from 2015-18. Since the start of the 2015 season, the Bears have rallied for a victory on 81 separate occasions, including 21 times last spring, which represented 52.5 percent of their overall season win total (40).

SO FRESH AND SO CLEAN

Missouri State's talented freshman class has wasted little time in making an impression on Bears opponents this season. In MSU's two-game sweep of UCA (Feb. 26-27) in particular, Bears freshmen combined to hit .412 with two homers, 11 RBIs and seven runs scored. On the mound, four rookie hurlers logged a 2.84 ERA with 16 strikeouts over 12.2 combined innings in the series. Overall this season, 12 of the Bears' 13 newcomers have seen game action, including four position players who have established themselves as regulars in MSU's starting lineup, and four more rookies who have drawn starting mound assignments in the first 18 games of the season.

Logan Thomazin registered one of the more memorable debut starts by a Bear, holding UCA hitless for 5 2/3 innings and striking out 11 hitters over 7.0 total innings of one-hit ball on Feb. 27. Fellow freshman **Javier Ramos** turned in a landmark debut at the plate as well, becoming the first Bear to belt a grand slam in his first collegiate at-bat as part of MSU's seven-run eighth inning (Feb. 27). Ramos's effort followed another freshman, **Anthony Herron, Jr.**, who homered in the game one win and drove in four runs in the series. Additionally, freshman shortstop **Mason Hull** produced his second multi-RBI effort of the season Feb. 27 and is currently second the club with six RBIs for the year.

MSU's talented class of newcomers has been instrumental in the Bears' run production so far this spring, with six rookies combining to account for 28 of the clubs' 69 total RBIs. Additionally, Hull and Herron are two of only three MSU players to log multiple multi-RBI performances this season, and the same rookie group has scored 31 of the Bears' 80 runs on the year.

MISSOURI STATE BASEBALL

Games 19-21 | MISSOURI STATE BEARS (5-13) at No. 28 UC SANTA BARBARA GAUCHOS (14-3) | March 22-24, 2019 | Santa Barbara, Calif. | Caesar Uyeska Stadium (1,000) | KBFL 1060 AM/96.9 FM

MVC STANDINGS

Team	Overall	Pct.	MVC	Pct.
Indiana State	16-2	.889	0-0	.000
DBU	15-5	.750	0-0	.000
Illinois State	13-6	.684	0-0	.000
Bradley	9-6	.600	0-0	.000
Southern Illinois	11-8	.579	0-0	.000
Evansville	9-7	.562	0-0	.000
Missouri State	5-13	.278	0-0	.000
Valparaiso	4-12	.250	0-0	.000

*through March 20

THIS WEEK IN THE VALLEY

Thursday, March 21

Dartmouth vs. Bradley (10 a.m.)

Friday, March 22

Morehead State at Southern Illinois (1 p.m.)

Evansville at Xavier (2 p.m.)

Butler at Valparaiso (3 p.m.)

Illinois State at Illinois (4 p.m.)

DBU at Air Force (4 p.m.)

Missouri State at UC Santa Barbara (5 p.m.)

Rutgers vs. Indiana State (7 p.m.)

Saturday, March 23

Rowan vs. Bradley (12 p.m.)

Evansville at Xavier (12 p.m.)

Butler at Valparaiso (1 p.m.)

Illinois State at Illinois (1 p.m.)

DBU at Air Force (2 p.m.)

Morehead State at Southern Illinois (2 p.m.)

Missouri State at UC Santa Barbara (4 p.m.)

Rutgers vs. Indiana State (6 p.m.)

Sunday, March 24

Rowan vs. Bradley (12 p.m.)

Evansville at Xavier (12 p.m.)

Rutgers vs. Indiana State (12 p.m.)

DBU at Air Force (1 p.m.)

Illinois State at Illinois (1 p.m.)

Morehead State at Southern Illinois (1 p.m.)

Butler at Valparaiso (1 p.m.)

Missouri State at UC Santa Barbara (1:30 p.m.)

MVC PRESEASON POLL

No.	Team (First-place votes)	Points
1.	Missouri State (5)	59
2.	DBU (2)	58
3.	Indiana State (1)	49
4.	Bradley	39
5.	Southern Illinois	31
6.	Illinois State	28
7.	Valparaiso	13
8.	Evansville	11

PRESEASON ALL-MVC TEAM

Pos.	Player	Team
1B	Ben Whetstone	Missouri State
2B	Jarrod Watkins	Indiana State
3B	Brendan Dougherty	Bradley
SS	Jimmy Glownke	DBU
C	Drew Millas	Missouri State
OF	John Rave	Illinois State
OF	Blake Billinger	Valparaiso
OF	Andy Shadid	Bradley
SP	Triston Polley	Indiana State
SP	Luke Eldred	DBU
RP	Jarod Bayless	DBU
RP	Connor Sechler	Missouri State

MILLAS, SECHLER HONORED

After earning All-America honors to spearhead the Bears' 2018 MVC title run, both **Drew Millas** and **Connor Sechler** were tabbed for 2019 preseason All-America honors by *Collegiate Baseball*. Millas posted a career year in helping the Bears to their second consecutive Valley regular-season championship last spring, posting team-best figures for batting (.321), hits (68) and RBIs (61) en route to earning first-team All-MVC and second-team All-America honors from the NCBWA. The catcher/DH recorded 18 multi-hit games and 18 multi-RBI efforts, as well as three separate four-hit games as a sophomore.

Sechler was a freshman All-America choice of both *Collegiate Baseball* and the NCBWA after anchoring the Bears' bullpen with eight saves and a 2.98 earned run average in 2018. The right-hander limited the opposition to a combined .208 batting average, while striking out 59 hitters in 54.1 innings over an MSU freshman-record 32 appearances.

ROAD TO SUCCESS

MSU has proven to be hard to stop on the road over the past four seasons, logging a 69-44 (.611) record in such contests. Including their 25-12 record in neutral-field games over the same stretch, the Bears have gone 94-56 (.627) away from Hammons Field since the start of the 2015 season.

The Bears went 14-8 in true road games a year ago, after logging 19 road wins in 2017 and a program-record 21 wins in 27 road contests in 2015. MSU's 0.857 win percentage on the road that year represented its best since 1978, when it posted an identical percentage with a 12-2 road mark.

Coupled with their 9-3 record in neutral field contests in 2015, the Bears' total of 30 wins away from home was second only to national champion Virginia in the Division I ranks and qualified as the best in school history. The Bears also posted the longest road win streak in Division I baseball in 2015, claiming 11-straight victories from March 15 to April 25.

WATCH THE LEATHER, MAN

In addition to serving as a key cog in the Bears' lineup over the past two years, junior first baseman **Ben Whetstone** has proven to be one of the top defensive performers in The Valley as well. The Overland Park, Kan., native briefly moved into the top spot on the Bears' career fielding percentage chart earlier this season, before seeing his streak of consecutive error-less games come to an end at 27 March 1 vs. UC Irvine. Still, Whetstone's 0.992 fielding mark as a Bear trails only Steve Seal's career percentage among all MSU defenders with at least 150 career fielding chances.

NON-CON DOMINATION

MSU has been nearly unstoppable against non-conference competition over the last four seasons, compiling an 90-51 (.638) record in regular-season games versus non-league foes since the start of the 2015 season. The Bears, who have won 40 of their last 57 regular-season non-conference home games, outscoring their non-league opponents by a 813-511 margin at Hammons Field over the same stretch.

HOME SWEET HAMMONS

Missouri State opened its 2019 home slate with a pair of convincing victories over Central Arkansas (Feb. 26-27), extending a recent home-field advantage of unprecedented proportions. The Bears have logged four of their top single-season home win totals since the 2015 season, going 17-6 at home last spring after a 21-7 home mark in 2017, a Hammons Field-record 22 victories in 2016 and the Bears' best-ever home win percentage at Hammons with a 19-3 (.864) mark in 2015.

With their two wins over UCA, the Bears may now boast of a combined 81-26 (.757) home record since the start of the 2015 season. The Bears have won 40 of their last 57 regular-season non-conference home games, outscoring their opponents by a 813-511 margin at Hammons over that stretch.

WHAT A RELIEF

While the Bears have held a lead in just seven of their 18 contests this season to date, the Missouri State bullpen can boast of a recent track record of locking down victories. Dating back to May 2014, the Bears have claimed victories in 157 consecutive games in which MSU has taken a lead into the ninth inning, including a perfect 5-0 mark in such contests this season.

The Bears bullpen has posted an uncharacteristic 7.20 staff ERA through the first 18 games, but two mainstays from last year—sophomore closer **Connor Sechler** and senior lefty **Jake Lochner**—have combined to post a 3.72 ERA in 29.0 innings of relief with 26 total strikeouts.

2019 HONORS

Drew Millas

- Collegiate Baseball Preseason All-America (third team)
- Preseason All-MVC

Connor Sechler

- Collegiate Baseball Preseason All-America (third team)
- NCBWA Stopper of the Year Watch List
- Preseason All-MVC

Ben Whetstone

- Preseason All-MVC

2018 HONORS

Ty Buckner

- Collegiate Baseball Freshman All-America
- All-MVC (first team)

Jack Duffy

- MVC Scholar-Athlete Team (OF)

Keith Guttin

- Dan Callahan MVC Coach of the Year

Drew Millas

- NCBWA All-America (second team)
- ABCA All-Midwest Region (second team)
- All-MVC (first team)
- MVC Scholar-Athlete Team (DH)
- MVC Player of the Week (March 5; April 9; April 23)

John Privitera

- All-MVC (first team)
- MVC Championship All-Tournament Team (2B)

Connor Sechler

- Collegiate Baseball Freshman All-America
- NCBWA Freshman All-America
- All-MVC (first team)
- MVC Championship All-Tournament Team (P)
- MVC Pitcher of the Week (April 2)

Ben Whetstone

- MVC Championship Most Valuable Player
- MVC Championship All-Tournament Team (OF)
- MVC Scholar-Athlete Team (1B)

Logan Wiley

- All-MVC (honorable mention)

Brooks Zimmerman

- MVC Championship All-Tournament Team (OF)

MISSOURI STATE BASEBALL

Games 19-21 | MISSOURI STATE BEARS (5-13) at No. 28 UC SANTA BARBARA GAUCHOS (14-3) | March 22-24, 2019 | Santa Barbara, Calif. | Caesar Uyeska Stadium (1,000) | KBFL 1060 AM/96.9 FM

MSU RECORD BY POSITION

C-	Geha 9 (2-7), Millas 9 (3-6)
1B-	Whetstone 18 (5-13)
2B-	Privitera 14 (3-11), Faith 4 (2-2)
3B-	Polak 18 (5-13)
SS-	Hull 14 (3-11), Privitera 4 (2-2)
LF-	Zimmerman 9 (2-7), Geha 8 (3-5), Fitzpatrick 1 (0-1)
CF-	Clayton 13 (3-10), Duffy 5 (2-3)
RF-	Duffy 12 (4-8), Kotowski 3 (0-3), Clayton 1 (0-1), Fitzpatrick 1 (1-0), Zimmerman 1 (0-1)
DH-	Herron 10 (4-6), Millas 4 (0-4), Faith 2 (0-2), Zimmerman 2 (1-1)
P-	Wiley 5 (0-5), Schwab 4 (1-3), Thomazin 3 (1-2), Juenger 2 (1-1), Barnes 2 (1-1), Cruikshank 1 (1-0), Moore 1 (0-1)

MSU RECORD BY BATTING ORDER

1st-	Privitera 16 (5-11), Clayton 1 (0-1), Geha 1 (0-1)
2nd-	Millas 10 (2-8), Geha 6 (1-5), Clayton 2 (2-0)
3rd-	Whetstone 8 (2-6), Millas 3 (1-2), Polak 3 (2-1), Zimmerman 2 (0-2), Duffy 1 (0-1), Faith 1 (0-1)
4th-	Polak 6 (0-6), Zimmerman 4 (2-2), Herron 4 (1-3), Whetstone 4 (2-2)
5th-	Zimmerman 5 (0-5), Duffy 4 (1-3), Faith 3 (2-1), Whetstone 3 (0-3), Herron 2 (1-1), Polak 1 (1-0)
6th-	Clayton 4 (0-4), Duffy 3 (2-1), Polak 3 (0-3), Geha 3 (0-3), Herron 2 (2-0), Faith 2 (0-2), Zimmerman 1 (1-0)
7th-	Duffy 5 (2-3), Geha 4 (2-2), Clayton 4 (2-2), Fitzpatrick 1 (0-1), Hull 1 (0-1), Kotowski 1 (0-1), Polak 1 (0-1), Whetstone 1 (0-1)
8th-	Polak 4 (2-2), Geha 3 (2-1), Duffy 2 (0-2), Hull 2 (0-2), Clayton 2 (0-2), Whetstone 2 (1-1), Herron 2 (0-2), Kotowski 1 (0-1)
9th-	Hull 11 (3-8), Fitzpatrick 2 (2-0), Privitera 2 (0-2), Clayton 1 (0-1), Duffy 1 (0-1), Kotowski 1 (0-1)

MSU HIT STREAKS

Category	Current	2019	Career
Logan Geha	4	4	4
Drew Millas	2	2	6
Dakota Kotowski	2	2	2
Ben Whetstone	1	2	13
Collin Clayton	0	7	7
Anthony Herron	0	4	4
Brooks Zimmerman	0	4	4
Jack Duffy	0	3	7
John Privitera	0	3	4
Sam Faith	0	3	3
Joey Polak	0	3	3
Mason Hull	0	2	2
Jordan Fitzpatrick	0	1	2
Javier Ramos	0	1	1

MSU REACHED BASE STREAKS

Category	Current	2019	Career
Logan Geha	8	8	8
Drew Millas	5	5	16
Dakota Kotowski	2	2	2
Ben Whetstone	1	5	31
John Privitera	1	3	16
Brooks Zimmerman	0	7	7
Collin Clayton	0	7	7
Jack Duffy	0	5	8
Joey Polak	0	5	5
Anthony Herron	0	4	4
Sam Faith	0	3	3
Mason Hull	0	2	2
Jordan Fitzpatrick	0	1	4
Javier Ramos	0	1	1

IN RARE COMPANY

With Missouri State's 4-2 win over Indiana State at the 2018 MVC Championship, Bears head coach **Keith Guttin** moved past Jack Stallings for sole possession of the No. 20 spot on the NCAA's Division I career coaching wins list. With a career record of 1,264-789 (.616), Guttin needs seven more wins to catch legendary Miami coach Ron Fraser (1,271) in the 19th position on the chart. Guttin is the second-winningest coach in MVC history, while his win total ranked fifth among all active Division I head coaches entering the 2019 season, his 37th at the Bears' helm.

VALLEY FORECAST

Highlighted by three selections to the 2019 Preseason All-Missouri Valley Conference Baseball Team, Missouri State was the choice of the league's head coaches to claim its third-consecutive conference crown. Leading the Bears' contingent of three preseason All-MVC choices were returning first-team all-conference picks catcher/DH **Drew Millas** and reliever **Connor Sechler**, while reigning MVC Championship Most Outstanding Player **Ben Whetstone** also picked up a nod at first base.

MSU (59 points) garnered five of the eight first-place votes to edge DBU for the top spot by just one point. The Patriots, who received two first-place votes, out-gained No. 3 Indiana State (49), which picked up the other first-place vote, while Bradley (39) rounded out the top half of the preseason poll.

BEARS IN THE PRO RANKS

Three Missouri State baseball standouts reached contractual agreements with professional organizations after being selected in the 2018 Major League Baseball First-Year Player Draft. Second-round pick **Jeremy Eierman** agreed to terms with the Oakland Athletics after the club selected the two-time All-American shortstop 70th overall in the June draft, while fellow MSU juniors **Dylan Coleman** (fourth round) and **Hunter Steinmetz** (11th round) followed suit by reaching deals with San Diego and Toronto, respectively. Additionally, former Missouri State baseball standout **Matt Hall** became the 20th Bear to receive a call up to the big leagues last year. Hall became the fourth former Bear to earn a Major League roster spot, following **Luke Voit** and **Pierce Johnson** in 2017, and **Buddy Baumann** in 2016.

BEARS ON RADIO

Once again in 2019, Meyer Communications is slated to provide live radio coverage of all 54 Missouri State regular-season games, plus all Bears' games in the Missouri Valley Conference Tournament and any 2019 postseason play. The broadcasts can be heard primarily on **KBFL 1060 AM** and **96.9 FM** in Springfield with Art Hains, Ben Goss and Corey Riggs describing the action. An online audio stream is available through KBFL's website via RadioSpringfield.com.

BEARS ESPN BROADCAST SCHEDULE

Date	Opponent	Outlet	Time
Feb. 26	Central Arkansas	ESPN+	3 p.m.
Feb. 27	Central Arkansas	ESPN+	3 p.m.
March 5	Oral Roberts	ESPN+/ESPN3	3 p.m.
March 26	Arkansas	ESPN+/ESPN3	6:30 p.m.
March 27	Kansas	ESPN+/ESPN3	6:30 p.m.
March 29	Indiana State	ESPN+/ESPN3	6:30 p.m.
March 30	Indiana State	ESPN+/ESPN3	2 p.m.
March 31	Indiana State	ESPN+/ESPN3	1 p.m.
April 5	at Southern Illinois	ESPN+/ESPN3	6:30 p.m.
April 6	at Southern Illinois	ESPN+/ESPN3	2 p.m.
April 7	at Southern Illinois	ESPN+/ESPN3	1 p.m.
April 12	at Illinois State	ESPN+/ESPN3	5 p.m.
April 16	Missouri	ESPN+/ESPN3	6:30 p.m.
April 26	Bradley	ESPN+/ESPN3	2 p.m.
April 28	Bradley	ESPN+/ESPN3	11 a.m.
May 2	DBU	ESPNU	6 p.m.
May 3	DBU	ESPN+/ESPN3	6:30 p.m.
May 4	DBU	ESPN+/ESPN3	2 p.m.
May 7	Wichita State	ESPN+/ESPN3	6:30 p.m.
May 10	at Evansville	ESPN+/ESPN3	6 p.m.
May 11	at Evansville	ESPN+/ESPN3	2 p.m.
May 12	at Evansville	ESPN+/ESPN3	1 p.m.
May 17	Valparaiso	ESPN+/ESPN3	2 p.m.

NCAA DIVISION I WINNINGEST ACTIVE COACHES

No.	Coach (School)	W-L-T	Pct.
1	Mike Martin (Florida State)	1,987-713-4	.736
2	Mike Fox (North Carolina)	1,429-521-5	.732
3	Paul Mainieri (LSU)	1,415-721-7	.662
4	John Anderson (Minnesota)	1,288-860-3	.599
5	Keith Guttin (MSU)	1,259-776-0	.619
6	Danny Hall (Georgia Tech)	1,227-649-1	.654
7	Gary Gilmore (Coastal Carolina)	1,180-578-3	.671
8	Tony Robichaux (UL Lafayette)	1,149-736-2	.609
9	Mike Sansing (Kennesaw State)	1,092-634-0	.633
10	Elliott Avent (NC State)	1,057-722-0	.594
11	Brian Shoop (UAB)	1,027-656-1	.610
12	Bill Brown (George Mason)	1,026-945-7	.520
13	Dave Van Horn (Arkansas)	1,014-532-0	.656
14	Rich Hill (San Diego)	1,002-701-4	.588
15	Paul Kostacopoulos (Navy)	915-619-7	.596

*Career coaching records entering the 2019 season

GUTTIN'S MILESTONE VICTORIES

Win	Date	Result (Site)
1	3/5/83	MSU 8, Indiana State 2 (Meador Park)
100	3/11/86	MSU 7, Jacksonville 5 (Jacksonville, Fla.)
200	4/16/88	MSU 4, Eastern Illinois 2 (Charleston, Ill.)
300	5/13/90	MSU 9, Eastern Illinois 2 (Chicago, Ill.)
*395	5/1/93	MSU 9, UNI 2 (Meador Park)
400	5/9/93	MSU 7, Wichita State 6 (Meador Park)
500	5/17/96	MSU 8, Wichita State 7 (Wichita, Kan.)
600	4/24/99	MSU 13, UNI 7 (Meador Park)
700	5/4/02	MSU 5, Wichita State 1 (Wichita, Kan.)
800	5/11/05	MSU 15, Kansas 6 (Hammons Field)
900	5/11/08	MSU 7, Middle Tennessee 6 (Hammons Field)
1,000	3/3/12	MSU 3, Northwestern State 2 (Natchitoches, La.)
1,100	3/17/15	MSU 10, UALR 3 (Hammons Field)
1,200	4/18/17	MSU 5, Missouri 3 (Columbia, Mo.)
1,250	5/11/18	MSU 5, Southern Illinois 3 (Hammons Field)

*Surpassed Bill Rowe for the all-time Missouri State record for coaching victories

MISSOURI STATE BASEBALL

Games 19-21 | MISSOURI STATE BEARS (5-13) at No. 28 UC SANTA BARBARA GAUCHOS (14-3) | March 22-24, 2019 | Santa Barbara, Calif. | Caesar Uyeska Stadium (1,000) | KBFL 1060 AM/96.9 FM

2019 MULTI-HIT GAMES

Name	2	3	4	5+	Total
John Privitera	3	3	0	0	6
Collin Clayton	2	0	0	0	2
Sam Faith	2	0	0	0	2
Logan Geha	1	1	0	0	2
Anthony Herron	2	0	0	0	2
Drew Millas	2	0	0	0	2
Ben Whetstone	1	1	0	0	2
Jack Duffy	1	0	0	0	1
Mason Hull	1	0	0	0	1
Joey Polak	0	1	0	0	1
Brooks Zimmerman	0	1	0	0	1
Team	15	7	0	0	22

CAREER MULTI-HIT GAMES

Name	2	3	4	5+	Total
Drew Millas	20	6	3	0	29
Jack Duffy	16	5	0	0	21
John Privitera	13	5	0	0	18
Ben Whetstone	11	3	1	0	15
Logan Geha	7	1	0	0	8
Brooks Zimmerman	3	3	0	0	6
Collin Clayton	2	0	0	0	2
Sam Faith	2	0	0	0	2
Anthony Herron	2	0	0	0	2
Jordan Fitzpatrick	1	0	0	0	1
Mason Hull	1	0	0	0	1
Joey Polak	0	1	0	0	1
Team	78	24	4	0	106

2019 MULTI-RBI GAMES

Name	2	3	4	5+	Total
Anthony Herron	3	0	0	0	3
Logan Geha	0	1	1	0	2
Mason Hull	2	0	0	0	2
Jack Duffy	1	0	0	0	1
Sam Faith	0	1	0	0	1
Dakota Kotowski	1	0	0	0	1
Drew Millas	1	0	0	0	1
Joey Polak	1	0	0	0	1
Javier Ramos	0	0	1	0	1
Brooks Zimmerman	1	0	0	0	1
Team	10	2	2	0	14

CAREER MULTI-RBI GAMES

Name	2	3	4	5+	Total
Drew Millas	16	6	2	0	24
Ben Whetstone	10	1	1	0	12
Jack Duffy	7	4	0	0	11
Logan Geha	4	2	1	0	7
Brooks Zimmerman	4	2	0	0	6
John Privitera	1	2	1	0	4
Anthony Herron	3	0	0	0	3
Mason Hull	2	0	0	0	2
Sam Faith	1	1	0	0	2
Jordan Fitzpatrick	0	1	0	0	1
Dakota Kotowski	1	0	0	0	1
Joey Polak	1	0	0	0	1
Javier Ramos	0	0	1	0	1
Team	50	19	6	0	75

GAME-WINNING RBI

Name	'16	'17	'18	'19	Total
Drew Millas	-	2	6	1	9
Ben Whetstone	-	0	6	0	6
Jack Duffy	-	1	3	0	4
Brooks Zimmerman	-	-	4	0	4
Logan Geha	-	1	2	0	3
John Privitera	-	0	3	0	3
Jordan Fitzpatrick	-	-	2	0	2
Anthony Herron	-	-	-	2	2
Sam Faith	-	-	0	1	1
Team	0	4	26	4	34

STARTING PITCHERS GAME-BY-GAME

Forrest Barnes

Date	Opponent	IP	H	R	ER	BB	SO	WP	BK	HBP	Score	Record
2/26	Central Arkansas	*4.1	4	2	2	0	3	0	0	3	(ND) 9-7	0-0
3/12	at Oklahoma State	*3.0	6	7	5	5	3	0	0	0	(L) 2-13	0-1

Ben Cruikshank

Date	Opponent	IP	H	R	ER	BB	SO	WP	BK	HBP	Score	Record
3/13	at Oral Roberts	*3.1	3	2	2	5	2	1	0	0	(ND) 11-2	0-0

Hayden Juenger

Date	Opponent	IP	H	R	ER	BB	SO	WP	BK	HBP	Score	Record
2/16	vs. Utah	*3.1	5	2	2	3	2	0	1	0	(ND) 6-2	0-0
2/23	at San Diego	*2.0	5	4	4	3	2	0	0	0	(L) 4-14	0-1

Alex Moore

Date	Opponent	IP	H	R	ER	BB	SO	WP	BK	HBP	Score	Record
2/17	at Texas State	*2.2	6	5	5	3	0	0	0	0	(L) 0-10	0-1

Davis Schwab

Date	Opponent	IP	H	R	ER	BB	SO	WP	BK	HBP	Score	Record
2/22	vs. Cal State Fullerton	*4.1	7	5	4	1	3	0	0	0	(L) 0-7	1-1
3/1	UC Irvine-1	*6.0	5	3	3	3	5	1	1	1	(L) 2-3	1-2
3/8	at Arkansas State	*3.0	8	6	6	3	3	1	0	0	(L) 2-14	1-3
3/15	at Oklahoma	*3.1	8	6	6	4	2	1	0	0	(ND) 11-8	1-3

Logan Thomazin

Date	Opponent	IP	H	R	ER	BB	SO	WP	BK	HBP	Score	Record
2/27	Central Arkansas	*7.0	1	1	0	4	11	0	0	2	(W) 15-3	1-0
3/10	at Arkansas State-2	*4.1	4	5	5	1	3	0	0	3	(L) 4-6	1-1
3/16	at Oklahoma	*1.2	4	5	5	3	2	1	0	1	(L) 2-11	1-2

Logan Wiley

Date	Opponent	IP	H	R	ER	BB	SO	WP	BK	HBP	Score	Record
2/15	vs. Nevada	*4.1	6	5	5	0	2	0	0	3	(L) 4-16	0-1
2/24	vs. Fresno State	*6.0	9	3	3	1	4	0	0	0	(L) 2-3	0-2
3/1	UC Irvine-2	*5.2	2	1	0	0	7	0	0	0	(ND) 1-4	0-2
3/10	at Arkansas State-1	*4.0	8	6	6	3	5	0	0	1	(L) 4-16	0-3
3/17	at Oklahoma	*4.2	7	3	3	1	1	0	0	3	(L) 1-6	0-4


BEARS MISCELLANEOUS

Home	2-2	When opponent scores 6-9 runs	2-3
Away	2-8	When opponent scores 10+ runs	0-7
Neutral	1-4	Shutouts	0-2
Day games	3-10	Missouri State scores first	4-2
Night games	2-3	Opponent scores first	1-11
On turf	1-2	Missouri State scores in first inning	2-1
On turf infield/grass outfield	1-0	Opponent scores in first inning	1-4
On grass	3-11	Leading after six	4-0
Wearing camouflage jersey/maroon hat	0-2	Trailing after six	1-12
Wearing black jersey/white hat	1-3	Tied after six	0-1
Wearing maroon Bears jersey/maroon hat	0-2	Leading after seven	4-0
Wearing maroon MoState jersey/maroon hat	2-4	Trailing after seven	1-11
Wearing maroon MoState jersey/white hat	1-0	Tied after seven	0-1
Wearing white jersey/maroon hat	0-1	Leading after eight	5-0
Wearing white jersey/white hat	1-0	Trailing after eight	0-11
Wearing gray jersey/maroon hat	0-1	Tied after eight	0-1
In Texas	1-2	Out-hit opponents	3-0
In California	0-3	Out-hit by opponents	1-13
In Missouri	2-2	Matching hits	1-0
In Arkansas	0-3	On Friday	1-5
In Oklahoma	2-3	On Saturday	1-2
Doubleheaders	0-4	On Sunday	0-5
Extra innings	0-1	On Tuesday	1-1
vs. Ranked teams	0-3	On Wednesday	2-0
vs. Unranked teams	5-10	In February	3-7
vs. Starting LHP	1-4	In March	2-6
vs. Starting RHP	4-9	Last 5 games	2-3
One-run games	0-2	Last 10 games	2-8
Five+ run games	2-9		
When scoring 0-2 runs	0-9		
When scoring 3-5 runs	0-4		
When scoring 6-9 runs	2-0		
When scoring 10+ runs	3-0		
When opponent scores 0-2 runs	2-0		
When opponent scores 3-5 runs	1-3		

MISSOURI STATE BASEBALL

Games 19-21 | MISSOURI STATE BEARS (5-13) at No. 28 UC SANTA BARBARA GAUCHOS (14-3) | March 22-24, 2019 | Santa Barbara, Calif. | Caesar Uyeska Stadium (1,000) | KBFL 1060 AM/96.9 FM

RETIRED NUMBERS



Bill Rowe

On Saturday, May 8, 2004, former head baseball coach and director of athletics **Bill Rowe** became the first person in the 48-year history of the MSU baseball program to have his number retired.

Rowe guided the baseball Bears as head coach for 19 years from the start of the program in 1964 through its final season in NCAA Division II in 1982. He led the Bears to a 394-230-1 record and four Division II College World Series appearances. Under Rowe, the Bears finished as national runners-up in 1969 and finished third nationally in 1970 (just the sixth and seventh years of the program). As athletic director, Rowe guided the Bears from

Division II to Division I and saw the Bears change leagues from the MIAA and Mid-Continent Conferences to a current membership in the Missouri Valley Conference.

The retirement ceremony for Rowe's jersey was held prior to the Bears' doubleheader against Illinois State.

The indoor practice facility at Hammons Field also bears Rowe's name as of January 30, 2010.



Ryan Howard

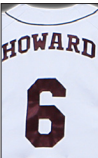
On Dec. 18, 2010, Missouri State retired the No. 6 jersey of former Bear and 2006 National League Most Valuable Player **Ryan Howard** at JQH Arena.

A St. Louis native who played at Missouri State from 1999-2001, Howard finished his collegiate career with 50 home runs, 183 RBIs and a .335 career average in 172 games. He was the 1999 Missouri Valley Conference Freshman of the Year and MSU's A.E. "Ted" Willis Most Valuable Player in 2000.

Since being drafted by Philadelphia in the fifth round of the 2001 draft, Howard has enjoyed a standout professional career. His long list of accomplishments as a member of

the Phillies includes 2005 National League Rookie of the Year, 2006 NL MVP, 2006 Home Run Derby champion, 2008 World Series champion, 2009 NLCS MVP and three All-Star selections.

Howard debuted with the Phillies in 2004, accumulating a career batting average of .258 with 382 homers and 1,194 RBIs in 1,572 MLB games over 13 seasons.



BEARS IN THE BIGS

- Scott Bailes
- Mark Bailey
- Buddy Baumann
- Scott Carroll
- Matt Cepicky
- Ross Detwiler
- Bart Evans
- Jeff Gray
- Matt Hall* (Detroit Tigers)
- Jason Hart
- Ryan Howard
- Pierce Johnson
- Mike Kickham
- Shaun Marcum
- Bill Mueller
- Matt Palmer
- John Rheinecker
- Brett Sinkbeil
- Luke Voit* (New York Yankees)
- Brad Ziegler

*Active on MLB roster

2019 SERIES BREAKDOWN

Series	W-L	Hitting						Pitching		BAA
		Avg.	R	2B	HR	SB	FLD%	ERA	SO/BB	
Nevada	0-1	.212	4	2	0	0	.971	16.00	6/5	.378
Utah	1-0	.364	6	3	0	1	.947	2.00	10/4	.235
Texas State	0-1	.069	0	0	0	0	.971	9.00	4/8	.290
Cal State Fullerton	0-1	.167	0	0	0	1	.925	6.00	8/5	.324
San Diego	0-1	.206	4	2	0	0	.970	12.38	2/11	.333
Fresno State	0-1	.188	2	0	0	0	.944	3.38	8/1	.281
Central Arkansas	2-0	.380	24	4	2	4	.945	4.00	20/6	.219
UC Irvine	0-2	.103	3	0	1	1	.962	3.00	15/5	.203
Arkansas State	0-3	.175	10	1	3	0	.980	13.12	24/23	.384
Oklahoma State	0-1	.226	2	0	0	0	.971	12.38	5/6	.414
Oral Roberts	1-0	.235	11	3	1	3	1.000	2.00	7/6	.172
Oklahoma	1-2	.178	14	5	1	3	.957	7.41	31/26	.338
UC Santa Barbara										
Arkansas										
Kansas										
Indiana State										
Southeast Missouri										
Murray State										
Southern Illinois										
Illinois State										
Missouri										
New Orleans										
Bradley										
Wichita State										
DBU										
Evansville										
Valparaiso										

SINGLE-GAME HIGHS

Batting	Individual	Team
At Bats	6, Ben Whetstone vs. Central Arkansas (2/27)	44 vs. Central Arkansas (2/27)
Runs	3, John Privitera vs. Utah (2/16)	15 vs. Central Arkansas (2/27)
Hits	3, (7 times)	19 vs. Central Arkansas (2/27)
Doubles	1, (18 times)	3 (3 times)
Triples	1, Drew Millas vs. Fresno State (2/24)	2 vs. Central Arkansas (2/27)
	1, Collin Clayton vs. Central Arkansas (2/27)	
	1, John Privitera vs. Central Arkansas (2/27)	
Home Runs	1, (8 times)	2 at Arkansas State (3/10)
Runs Batted In	4, Javier Ramos vs. Central Arkansas (2/27)	11 at Oklahoma (3/15)
	4, Logan Geha at Oklahoma (3/15)	
Total Bases	5, Anthony Herron vs. Central Arkansas (2/26)	28 vs. Central Arkansas (2/27)
	5, John Privitera vs. Central Arkansas (2/27)	
	5, Collin Clayton at Arkansas State (3/10)	
Stolen Bases	2, Logan Geha at Oral Roberts (3/13)	3 vs. Central Arkansas (2/27)
		3 at Oral Roberts (3/13)
Walks	4, Drew Millas at Oklahoma (3/15)	12 at Oral Roberts (3/13)
Strikeouts	4, (3 times)	17 at Oklahoma (3/17)
Fielding	Individual	Team
Putouts	12, Logan Geha 28 vs. Central Arkansas (2/27)	33 vs. UC Irvine (3/1)
Assists	6, John Privitera at Oral Roberts (3/13)	14 at Oral Roberts (3/13)
Errors	2, (4 times)	3 (2 times)
Double Plays	3, Ben Whetstone at Oral Roberts (3/13)	3 at Oral Roberts (3/13)
	3, John Privitera at Oral Roberts (3/13)	
	3, Sam Faith at Oral Roberts (3/13)	
Pitching	Individual	Team
Innings Pitched	7.0, Logan Thomazin vs. Central Arkansas (2/27)	11.0 vs. UC Irvine (3/1)
Runs Allowed	7, Forrest Barnes at Oklahoma State (3/12)	16 vs. Nevada (2/15)
		16 at Arkansas State (3/10)
Earned Runs Allowed	6, Davis Schwab (2 times)	16 vs. Nevada (2/15)
	6, Logan Wiley at Arkansas State (3/10)	
Hits Allowed	9, Logan Wiley vs. Fresno State (2/24)	15 at Arkansas State (2 times)
Walks	5, (4 times)	14 at Oklahoma (3/15)
Strikeouts	11, Logan Thomazin vs. Central Arkansas (2/27)	13 vs. Central Arkansas (2/27)

MISSOURI STATE BASEBALL

Games 19-21 | MISSOURI STATE BEARS (5-13) at No. 28 UC SANTA BARBARA GAUCHOS (14-3) | March 22-24, 2019 | Santa Barbara, Calif. | Caesar Uyeska Stadium (1,000) | KBFL 1060 AM/96.9 FM

SEASON RESULTS

Date	MSU Totals	Opponent	Opp. Totals	W/L	Record	Winner	Loser	Save	Highlights
2/15	4-7-1	vs. Nevada ^A	16-12-0	L	0-1	Anderson (1-0)	WILEY (0-1)	--	UNR scores in 8 of 9 inn.; Geha 2-3, 2B, BB
2/16	6-12-1	vs. Utah ^A	2-8-1	W	1-1	SCHWAB (1-0)	Pierce (0-1)	--	Schwab 4.1 IP, 3 H, 0 R, 6 K's; Privitera 3-3, 3 R, SB
2/17	0-2-1	at Texas State ^A	10-9-0	L	1-2	Reich (1-0)	MOORE (0-1)	--	Bears blanked on 2 H; Thomazin 3.1 IP, 2 H, 1 ER, 2 K's
2/22	0-5-3	vs. Cal State Fullerton [@]	7-11-0	L	1-3	Bibee (2-0)	SCHWAB (1-1)	--	Bibee 7.0 SHO IP, 8 K's; Thomazin 2.2 IP, 5 K's
2/23	4-7-1	at San Diego [@]	14-10-0	L	1-4	Hendrickson (2-0)	JUENGER (0-1)	--	USD scores 8 runs in first 3 inn.; Ricketts 2-3, 6 RBIs
2/24	2-6-2	vs. Fresno State [@]	3-9-0	L	1-5	Moore (1-0)	WILEY (0-2)	Arias (2)	3-run 4th lifts Fresno; Sechler 2.0 IP, 4 K's; Millas 2-3, 3B, RBI
2/26	9-11-2	Central Arkansas	7-11-3	W	2-5	WITHERSPOON (1-0)	Smith (0-1)	SECHLER (1)	6-run 6th for MSU; Herron 2-4, HR (1), 2 RBI; Privitera 3-5
2/27	15-19-2	Central Arkansas	3-3-3	W	3-5	THOMAZIN (1-0)	Stone (0-1)	--	Thomazin 7.0 IP, 1 H, 0 ER, 11 K's; Geha career-high 3 H
3/1	2-2-1	UC Irvine-1	3-5-0	L	3-6	Pallante (1-1)	SCHWAB (1-2)	Rashi (3)	Schwab 6.0 IP, 5 H, 3 ER, 5 K's; Zimmerman 2-run HR (1)
3/1	1-4-2	UC Irvine-2	4-8-1	L	3-7	Bocko (3-0)	SECHLER (0-1)	--	UCI bullpen 5.1 hitless inn., 10 K's; Lewis 3-run HR in 11th
3/8	2-2-1	at Arkansas State	14-15-3	L	3-8	Jackson (1-1)	SCHWAB (1-3)	--	Jackson 6.0 IP, 2 H, 0 ER; Jablonski 2-4, 4 RBIs
3/9	4-8-1	at Arkansas State	16-15-0	L	3-9	Coates (3-0)	WILEY (0-3)	--	ASU batters MSU for 15 hits; Felix 2-3, 4 RBIs; Coates 6.0 IP, 7 K's
3/10	4-7-0	at Arkansas State	6-8-0	L	3-10	Alberius (2-1)	THOMAZIN (1-1)	K. Stone (5)	Clayton 2-3, HR (1); Sechler 2.2 IP, 1 ER, 3 K's
3/12	2-7-1	at Oklahoma State	13-12-1	L	3-11	Standlee (2-0)	BARNES (0-1)	--	Polak 3-4, RBI; Witherspoon 4.0 IP, 1 H, 1 ER
3/13	11-8-0	at Oral Roberts	2-5-0	W	4-11	LOCHNER (1-0)	Odom (0-2)	--	Faith 2-5, 3 RBIs; Lochner 3.2 IP, 1 H, 0 ER, 3 K's
3/15	11-9-0	at Oklahoma	8-13-3	W	5-11	SECHLER (1-1)	Olds (0-1)	--	Bears rally from 8-0 deficit; Geha grand slam; Sechler 3.0 SHO IP
3/16	2-5-3	at Oklahoma	11-13-0	L	5-12	Wiles (4-0)	THOMAZIN (1-2)	--	Wiles 7.0 IP, 4 H, 2 ER, 9 K's; Cavalli 3-run HR
3/17	1-4-0	at Oklahoma	6-11-0	L	5-13	Prater (4-1)	WILEY (0-4)	--	Prater 7.0 IP, 1 H, 1 ER, 15 K's; OU pitching fans 17 Bears
3/22		at UC Santa Barbara							
3/23		at UC Santa Barbara							
3/24		at UC Santa Barbara							
3/26		Arkansas							
3/27		Kansas							
3/29		Indiana State ^A							
3/30		Indiana State ^A							
3/31		Indiana State ^A							
4/2		at Southeast Missouri							
4/3		at Murray State							
4/5		at Southern Illinois ^A							
4/6		at Southern Illinois ^A							
4/7		at Southern Illinois ^A							
4/9		at Kansas							
4/12		at Illinois State ^A							
4/13		at Illinois State ^A							
4/14		at Illinois State ^A							
4/16		Missouri							
4/18		New Orleans							
4/19		New Orleans							
4/20		New Orleans							
4/23		at Missouri							
4/26		Bradley ^A							
4/27		Bradley ^A							
4/28		Bradley ^A							
4/30		at Wichita State							
5/2		DBU ^A							
5/3		DBU ^A							
5/4		DBU ^A							
5/7		Wichita State							
5/10		at Evansville ^A							
5/11		at Evansville ^A							
5/12		at Evansville ^A							
5/16		Valparaiso ^A							
5/17		Valparaiso ^A							
5/18		Valparaiso ^A							

* Missouri Valley Conference game; ^A at Texas State Tournament (San Marcos, Texas); [@] at Tony Gwynn Legacy (San Diego, Calif.)

Record Breakdown: 5-13 overall, 5-13 non-conference; 2-8 away; 2-2 home; 1-3 neutral; 3-7 February; 2-8 March; 3-9 day games; 2-3 night games; longest winning streak - 2; longest losing streak - 6

MISSOURI STATE BASEBALL

Games 19-21 | MISSOURI STATE BEARS (5-13) at No. 28 UC SANTA BARBARA GAUCHOS (14-3) | March 22-24, 2019 | Santa Barbara, Calif. | Caesar Uyeska Stadium (1,000) | KBFL 1060 AM/96.9 FM

OVERALL BATTING-FIELDING STATISTICS

Record: 5-13 Home: 2-2 Away: 2-8 Neutral: 1-3 : 0-0

Player	avg	gp-gs	ab	r	h	2b	3b	hr	rbi	tb	slg%	bb	hp	so	gdp	ob%	sf	sh	sb-att	po	a	e	fld%
Privitera, John	.264	18-18	72	10	19	4	1	0	3	25	.347	7	2	18	0	.346	0	0	2-4	27	43	3	.959
Faith, Sam	.250	15-6	36	4	9	2	0	0	4	11	.306	2	2	16	0	.325	0	0	1-1	9	17	2	.929
Geha, Logan	.246	18-17	57	10	14	2	0	4	13	28	.491	9	4	20	1	.386	0	2	5-5	89	13	2	.981
Herron, Anthony	.225	14-10	40	7	9	1	0	1	8	13	.325	4	0	13	1	.289	1	0	2-2	0	0	0	.000
Zimmerman, Brooks	.220	13-12	41	6	9	1	0	1	4	13	.317	4	1	16	1	.304	0	0	0-0	14	0	0	1.000
Clayton, Collin	.216	16-14	51	7	11	0	1	1	2	16	.314	3	1	10	3	.273	0	1	1-1	41	0	0	1.000
Millas, Drew	.191	13-13	47	7	9	2	1	1	6	16	.340	10	1	16	1	.339	1	0	0-0	62	3	1	.985
Whetstone, Ben	.188	18-18	64	5	12	2	0	0	5	14	.219	10	2	11	1	.312	1	0	0-2	133	6	1	.993
Hull, Mason	.179	14-14	39	6	7	3	0	0	6	10	.256	1	0	13	0	.200	0	1	0-1	20	25	7	.865
Polak, Joey	.172	18-18	64	7	11	2	0	0	6	13	.203	5	2	26	1	.250	1	0	0-0	6	28	2	.944
Duffy, Jack	.167	17-16	54	6	9	1	0	0	5	10	.185	9	0	7	0	.281	1	0	1-2	45	1	0	1.000

Ramos, Javier	.500	2-0	2	1	1	0	0	1	4	4	2.000	0	0	1	0	.500	0	0	0-0	0	0	0	.000
Kotowski, Dakota	.444	9-3	9	3	4	0	0	1	2	7	.778	1	1	3	0	.545	0	0	0-0	6	0	0	1.000
Fitzpatrick, Jordan	.077	9-3	13	1	1	0	0	0	1	1	.077	3	0	5	0	.250	0	0	0-0	3	0	0	1.000
Totals	.212	18	589	80	125	20	3	10	69	181	.307	68	16	175	9	.308	5	4	12-18	459	162	22	.966
Opponents	.305	18	591	145	180	33	10	16	135	281	.475	101	44	132	13	.432	17	17	22-28	480	143	15	.976

LOB - Team (122), Opp (166). DPs turned - Team (15), Opp (9).

OVERALL PITCHING STATISTICS

(All games Sorted by Earned run avg)

Player	era	w-l	app	gs	cg	sho	sv	ip	h	r	er	bb	so	2b	3b	hr	b/avg	wp	hp	bk	sfa	sha
Thomazin, Logan	5.68	1-2	5	3	0	0/0	0	19.0	14	13	12	9	23	1	1	1	.219	2	9	0	4	2
Wiley, Logan	6.20	0-4	5	5	0	0/0	0	24.2	32	18	17	5	19	5	3	3	.317	0	7	0	1	3
Schwab, Davis	8.14	1-3	5	4	0	0/0	0	21.0	31	20	19	12	19	8	2	1	.356	3	2	2	1	4

Sechler, Connor	2.70	1-1	8	0	0	0/0	1	16.2	14	5	5	10	20	1	0	1	.237	1	4	0	2	1
Juenger, Hayden	4.97	0-1	4	2	0	0/0	0	12.2	16	10	7	8	10	0	2	1	.308	0	2	1	1	1
Lochner, Jake	5.11	1-0	7	0	0	0/0	0	12.1	10	8	7	6	6	3	1	1	.233	1	2	0	0	2
Witherspoon, Nate	6.48	1-0	6	0	0	0/0	0	8.1	8	7	6	3	6	2	0	0	.286	1	5	0	4	0
Barnes, Forrest	7.88	0-1	3	2	0	0/0	0	8.0	11	9	7	6	6	3	0	3	.355	0	3	0	0	1
Schmidt, Nick	9.00	0-0	7	0	0	0/0	0	8.0	8	8	8	9	7	2	0	2	.286	2	4	0	2	0
Cruikshank, Ben	10.38	0-0	5	1	0	0/0	0	8.2	9	13	10	13	6	2	0	1	.273	1	1	0	0	2
Carson, Peyton	15.88	0-0	4	0	0	0/0	0	5.2	10	10	10	2	2	2	1	2	.417	0	2	0	1	1
Moore, Alex	19.29	0-1	3	1	0	0/0	0	4.2	14	10	10	4	1	3	0	0	.519	0	0	0	1	0
Ramos, Javier	27.00	0-0	5	0	0	0/0	0	2.1	2	9	7	10	4	1	0	0	.200	1	2	0	0	0
Gibbs, Zach	45.00	0-0	3	0	0	0/0	0	1.0	1	5	5	4	3	0	0	0	.250	1	1	0	0	0
Totals	7.65	5-13	18	18	0	0/0	1	153.0	180	145	130	101	132	33	10	16	.305	13	44	3	17	17
Opponents	3.38	13-5	18	18	0	2/2	3	160.0	125	80	60	68	175	20	3	10	.212	11	16	5	5	4

PB - Team (0), Opp (3). Pickoffs - Team (4), Thomazin, L. 2, Schwab, D. 1, Geha, L. 1, Opp (2).

MISSOURI STATE BASEBALL

Games 19-21 | MISSOURI STATE BEARS (5-13) at No. 28 UC SANTA BARBARA GAUCHOS (14-3) | March 22-24, 2019 | Santa Barbara, Calif. | Caesar Uyeska Stadium (1,000) | KBFL 1060 AM/96.9 FM

HOME BATTING-FIELDING STATISTICS

Record: 2-2 Home: 2-2 Away: 0-0 : 0-0

Player	avg	gp-gs	ab	r	h	2b	3b	hr	rbi	tb	slg%	bb	hp	so	qdp	ob%	sf	sh	sb-att	po	a	e	fld%
Herron,Anthony	.429	4-4	14	4	6	0	0	1	4	9	.643	1	0	4	0	.467	0	0	1-1	0	0	0	.000
Privitera,John	.412	4-4	17	2	7	0	1	0	2	9	.529	1	0	2	0	.444	0	0	1-1	8	9	0	1.000
Geha,Logan	.333	4-4	12	2	4	0	0	0	1	4	.333	1	2	5	0	.467	0	2	2-2	33	7	0	1.000
Zimmerman,Brooks	.231	4-4	13	4	3	0	0	1	2	6	.462	2	0	5	1	.333	0	0	0-0	4	0	0	1.000
Whetstone,Ben	.222	4-4	18	1	4	1	0	0	2	5	.278	0	0	3	0	.222	0	0	0-1	29	2	1	.969
Duffy,Jack	.188	4-4	16	3	3	1	0	0	0	4	.250	0	0	3	0	.188	0	0	1-2	11	0	0	1.000
Polak,Joey	.167	4-4	12	3	2	1	0	0	1	3	.250	2	1	4	1	.333	0	0	0-0	1	3	0	1.000
Hull,Mason	.154	4-4	13	3	2	1	0	0	3	3	.231	0	0	5	0	.154	0	0	0-0	7	8	5	.750
Clayton,Collin	.143	4-4	14	2	2	0	1	0	1	4	.286	1	0	3	1	.200	0	0	0-0	14	0	0	1.000

Kotowski,Dakota	1.000	1-0	1	1	1	0	0	0	0	1	1.000	0	0	0	0	1.000	0	0	0-0	0	0	0	.000
Ramos,Javier	1.000	1-0	1	1	1	0	0	1	4	4	4.000	0	0	0	0	1.000	0	0	0-0	0	0	0	.000
Faith,Sam	.250	3-0	4	1	1	0	0	0	0	1	.250	0	0	1	0	.250	0	0	0-0	0	0	0	.000
Fitzpatrick,Jordan	.000	1-0	2	0	0	0	0	0	0	0	.000	0	0	1	0	.000	0	0	0-0	0	0	0	.000
Totals	.263	4	137	27	36	4	2	3	20	53	.387	8	3	36	3	.318	0	2	5-7	108	37	7	.954
Opponents	.211	4	128	17	27	8	0	1	16	38	.297	11	11	35	1	.320	3	5	4-6	102	36	7	.952

LOB - Team (21), Opp (33). DPs turned - Team (1), Opp (3).

HOME PITCHING STATISTICS

(Home games Sorted by Earned run avg)

Player	era	w-l	app	gs	cg	sho	sv	ip	h	r	er	bb	so	2b	3b	hr	b/avg	wp	hp	bk	sfa	sha
Thomazin,Logan	0.00	1-0	1	1	0	0/0	0	7.0	1	1	0	4	11	0	0	0	.050	0	2	0	1	1
Wiley,Logan	0.00	0-0	1	1	0	0/0	0	5.2	2	1	0	0	7	0	0	0	.105	0	0	0	0	1
Barnes,Forrest	4.15	0-0	1	1	0	0/0	0	4.1	4	2	2	0	3	2	0	0	.250	0	3	0	0	1
Schwab,Davis	4.50	0-1	1	1	0	0/0	0	6.0	5	3	3	3	5	4	0	0	.227	1	1	1	0	2
Sechler,Connor	4.91	0-1	3	0	0	0/0	1	7.1	8	4	4	3	5	1	0	1	.276	0	2	0	0	0

Lochner,Jake	0.00	0-0	2	0	0	0/0	0	2.0	1	0	0	0	0	0	0	0	.143	0	0	0	0	0
Ramos,Javier	0.00	0-0	1	0	0	0/0	0	0.1	0	0	0	0	0	0	0	0	.000	0	0	0	0	0
Witherspoon,Nate	11.57	1-0	1	0	0	0/0	0	2.1	4	4	3	0	2	1	0	0	.400	0	2	0	1	0
Schmidt,Nick	18.00	0-0	1	0	0	0/0	0	1.0	2	2	2	1	2	0	0	0	.500	0	1	0	1	0
Totals	3.50	2-2	4	4	0	0/0	1	36.0	27	17	14	11	35	8	0	1	.211	1	11	1	3	5
Opponents	4.50	2-2	4	4	0	0/0	1	34.0	36	27	17	8	36	4	2	3	.263	2	3	1	0	2

PB - Team (0), Opp (1). Pickoffs - Team (2), Thomazin,L. 1, Schwab,D. 1, Opp (1).

MISSOURI STATE BASEBALL

Games 19-21 | MISSOURI STATE BEARS (5-13) at No. 28 UC SANTA BARBARA GAUCHOS (14-3) | March 22-24, 2019 | Santa Barbara, Calif. | Caesar Uyeska Stadium (1,000) | KBFL 1060 AM/96.9 FM

ROAD BATTING-FIELDING STATISTICS

Record: 2-8 Home: 0-0 Away: 2-8 : 0-0

Player	avg	gp-gs	ab	r	h	2b	3b	hr	rbi	tb	slg%	bb	hp	so	qdp	ob%	sf	sh	sb-att	po	a	e	fld%	
Faith,Sam	.259	10-5	27	3	7	2	0	0	4	9	.333	2	1	14	0	.333	0	0	1-1	9	17	2	.929	
Clayton,Collin	.238	8-6	21	4	5	0	0	1	1	8	.381	2	1	4	1	.333	0	0	1-1	16	0	0	1.000	
Whetstone,Ben	.219	10-10	32	3	7	1	0	0	2	8	.250	7	2	5	1	.390	0	0	0-0	71	3	0	1.000	
Polak,Joey	.189	10-10	37	3	7	1	0	0	4	8	.216	2	1	12	0	.244	1	0	0-0	3	22	1	.962	
Geha,Logan	.182	10-9	33	7	6	1	0	4	11	19	.576	6	1	10	1	.325	0	0	2-2	42	5	2	.959	
Millas,Drew	.182	9-9	33	5	6	1	0	1	3	10	.303	8	1	13	1	.357	0	0	0-0	39	2	1	.976	
Duffy,Jack	.154	9-8	26	2	4	0	0	0	4	4	.154	6	0	3	0	.303	1	0	0-0	24	0	0	1.000	
Herron,Anthony	.143	8-5	21	3	3	1	0	0	4	4	.190	3	0	7	1	.240	1	0	1-1	0	0	0	.000	
Privitera,John	.122	10-10	41	4	5	2	0	0	0	7	.171	4	0	13	0	.200	0	0	0-1	15	22	0	1.000	
Zimmerman,Brooks	.095	6-6	21	2	2	1	0	0	1	3	.143	1	1	11	0	.174	0	0	0-0	9	0	0	1.000	

Kotowski,Dakota	.375	8-3	8	2	3	0	0	1	2	6	.750	1	1	3	0	.500	0	0	0-0	6	0	0	1.000	
Hull,Mason	.250	6-6	12	2	3	1	0	0	3	4	.333	1	0	3	0	.308	0	1	0-0	6	7	0	1.000	
Fitzpatrick,Jordan	.091	7-3	11	1	1	0	0	0	0	1	.091	2	0	4	0	.231	0	0	0-0	3	0	0	1.000	
Ramos,Javier	.000	1-0	1	0	0	0	0	0	0	0	.000	0	0	1	0	.000	0	0	0-0	0	0	0	.000	
Totals	.182	10	324	41	59	11	0	7	39	91	.281	45	9	103	5	.297	3	1	5-6	246	90	8	.977	
Opponents	.340	10	326	100	111	22	7	10	94	177	.543	75	21	65	8	.478	11	10	13-16	270	75	7	.980	

LOB - Team (71), Opp (97). DPs turned - Team (10), Opp (5).

ROAD PITCHING STATISTICS

(Away games Sorted by Earned run avg)

Player	era	w-l	app	gs	cg	sho	sv	ip	h	r	er	bb	so	2b	3b	hr	b/avg	wp	hp	bk	sfa	sha
Lochner,Jake	6.10	1-0	5	0	0	0/0	0	10.1	9	8	7	6	6	3	1	1	.250	1	2	0	0	2

Sechler,Connor	1.50	1-0	3	0	0	0/0	0	6.0	6	1	1	7	9	0	0	0	.300	1	1	0	2	1
Witherspoon,Nate	3.18	0-0	3	0	0	0/0	0	5.2	4	2	2	1	3	1	0	0	.235	1	3	0	3	0
Juenger,Hayden	4.82	0-1	3	1	0	0/0	0	9.1	11	8	5	5	8	0	2	1	.297	0	2	0	1	1
Cruikshank,Ben	6.48	0-0	4	1	0	0/0	0	8.1	9	9	6	10	5	2	0	1	.281	1	0	0	0	2
Wiley,Logan	9.35	0-2	2	2	0	0/0	0	8.2	15	9	9	4	6	5	1	2	.385	0	4	0	0	1
Thomazin,Logan	10.61	0-2	3	2	0	0/0	0	9.1	10	11	11	4	7	1	1	1	.286	2	6	0	2	1
Schmidt,Nick	10.80	0-0	4	0	0	0/0	0	3.1	2	4	4	7	4	1	0	0	.182	2	1	0	0	0
Carson,Peyton	13.50	0-0	3	0	0	0/0	0	4.2	7	7	7	2	2	2	0	1	.389	0	1	0	1	1
Barnes,Forrest	15.00	0-1	1	1	0	0/0	0	3.0	6	7	5	5	3	1	0	3	.462	0	0	0	0	0
Schwab,Davis	17.05	0-1	2	2	0	0/0	0	6.1	16	12	12	7	5	3	2	0	.516	2	0	0	1	1
Moore,Alex	19.29	0-1	3	1	0	0/0	0	4.2	14	10	10	4	1	3	0	0	.519	0	0	0	1	0
Ramos,Javier	33.75	0-0	3	0	0	0/0	0	1.1	1	7	5	9	3	0	0	0	.167	1	0	0	0	0
Gibbs,Zach	45.00	0-0	3	0	0	0/0	0	1.0	1	5	5	4	3	0	0	0	.250	1	1	0	0	0
Totals	9.77	2-8	10	10	0	0/0	0	82.0	111	100	89	75	65	22	7	10	.340	12	21	0	11	10
Opponents	3.10	8-2	10	10	0	1/1	1	90.0	59	41	31	45	103	11	0	7	.182	6	9	3	3	1

PB - Team (0), Opp (2). Pickoffs - Team (1), Geha,L. 1.

MISSOURI STATE BASEBALL

Games 19-21 | MISSOURI STATE BEARS (5-13) at No. 28 UC SANTA BARBARA GAUCHOS (14-3) | March 22-24, 2019 | Santa Barbara, Calif. | Caesar Uyeska Stadium (1,000) | KBFL 1060 AM/96.9 FM

INDIVIDUAL GAME-BY-GAME BATTING (AB-R-H-RBI)

Opponent	Date	#7 Clayton,C	#23 Duffy,J	#26 Faith,S	#17 Fitzpatrick,J	#4 Geha,L	#12 Herron,A	#8 Hull,M	#16 Kotowski,D	#24 Milas,D	#25 Polak,J	#32 Privitera,J	#34 Ramos,J	#45 Whetstone,	#1 Zimmerman
Nevada	Feb 15	5-0-0-0	2-1-1-1	4-0-1-0	0-0-0-1	3-1-2-0	3-0-0-0	4-0-0-0	5-1-1-0	3-0-2-1	4-1-0-0	Def
Utah	Feb 16	4-1-1-0	4-0-1-0	4-0-1-1	4-1-1-0	3-1-1-2	3-0-1-1	3-3-3-0	4-0-0-0	4-0-3-1
Texas State	Feb 17	3-0-1-0	3-0-0-0	3-0-0-0	1-0-0-0	1-0-0-0	1-0-0-0	4-0-0-0	3-0-1-0	4-0-0-0	3-0-0-0	3-0-0-0
Cal State Fullerton	Feb 22	3-0-1-0	3-0-0-0	3-0-1-0	3-0-0-0	3-0-1-0	4-0-0-0	4-0-0-0	4-0-1-0	3-0-1-0
San Diego	Feb 23	3-0-1-0	0-0-0-0	3-1-0-0	4-1-1-0	3-0-1-2	Def	4-0-1-0	3-0-0-0	5-0-0-0	4-1-2-1	5-1-1-0
Fresno State	Feb 24	4-0-2-0	3-0-0-0	1-0-0-0	2-0-0-0	2-0-0-0	4-0-0-0	3-1-2-1	3-0-0-0	4-1-1-0	3-0-0-1	3-0-1-0
Central Arkansas	Feb 26	4-0-1-0	4-1-1-0	3-1-1-0	4-2-2-2	4-2-1-2	3-1-1-1	5-0-3-1	5-0-1-1	3-2-0-0
Central Arkansas	Feb 27	5-2-1-0	5-2-2-0	2-1-1-0	2-0-0-0	4-1-3-1	4-0-1-2	3-1-1-1	1-1-1-0	3-2-1-0	5-2-3-1	1-1-1-4	6-1-3-1	3-1-1-0
UC Irvine	Mar 01	2-0-0-0	3-0-0-0	1-0-0-0	2-0-0-0	2-1-1-0	2-0-0-0	2-0-0-0	3-0-0-0	3-0-0-0	3-1-1-2
UC Irvine	Mar 01	3-0-0-1	4-0-0-0	1-0-0-0	3-0-0-0	4-1-2-0	4-0-0-0	4-0-0-0	4-0-1-0	4-0-0-0	4-0-1-0
Arkansas State	Mar 08	3-0-0-0	4-0-0-1	1-0-0-0	1-0-0-0	3-0-0-0	4-0-0-0	3-0-0-1	1-0-0-0	3-1-0-0	4-0-0-0	2-0-1-0	2-1-1-0
Arkansas State	Mar 10	3-1-1-0	1-0-1-0	1-0-1-0	4-0-1-1	0-0-0-1	3-2-2-0	2-1-1-2	5-0-0-0	3-0-0-0	3-0-0-0	4-0-1-0	4-0-0-0
Arkansas State	Mar 10	3-1-2-1	4-0-1-0	1-1-1-1	4-0-1-0	3-1-1-1	1-0-0-0	4-0-0-1	4-1-1-0	5-0-0-0	4-0-0-0
Oklahoma State	Mar 12	2-0-0-0	2-0-1-0	3-0-0-0	2-0-0-0	3-1-0-0	1-0-0-0	1-0-0-0	0-1-0-0	3-0-1-0	4-0-3-1	3-0-1-0	1-0-0-0	3-0-1-0	3-0-0-1
Oral Roberts	Mar 13	2-0-0-0	2-1-0-1	5-1-2-3	1-1-0-0	3-2-1-3	4-1-1-1	0-0-0-0	5-2-2-1	5-0-0-1	5-2-2-0	2-1-0-0
Oklahoma	Mar 15	2-2-0-0	3-1-1-2	5-0-2-0	2-0-0-0	5-1-1-4	4-1-1-2	1-0-0-0	2-2-0-0	5-1-1-2	5-2-2-0	3-1-1-1
Oklahoma	Mar 16	4-0-0-0	4-1-1-0	0-0-0-0	4-0-1-1	3-0-0-0	2-0-1-0	3-1-1-1	4-0-1-0	4-0-0-0	4-0-0-0
Oklahoma	Mar 17	3-0-0-0	4-0-0-0	1-0-0-0	4-1-1-1	2-0-1-0	3-0-1-0	3-0-0-0	3-0-0-0	3-0-1-0	4-0-0-0

MISSOURI STATE BASEBALL

Games 19-21 | MISSOURI STATE BEARS (5-13) at No. 28 UC SANTA BARBARA GAUCHOS (14-3) | March 22-24, 2019 | Santa Barbara, Calif. | Caesar Uyeska Stadium (1,000) | KBFL 1060 AM/96.9 FM

INDIVIDUAL GAME-BY-GAME PITCHING (IP-H-R-ER-BB-SO)

Opponent	Date	#31 Barnes,F	#29 Carson,P	#43 Cruikshank,B	#40 Gibbs,Z	#11 Juenger,H	#21 Lochner,J	#50 Moore,A	#34 Ramos,J	#10 Schmidt,N	#13 Schwab,D
Nevada	Feb 15	0.2-1-0-0-1-0	1.0-3-3-3-0-0	0.1-0-4-4-3-1	0.2-1-2-2-1-1	1.2-3-2-2-0-1
Utah	Feb 16	*3.1-5-2-2-3-2	4.1-3-0-0-1-6
Texas State	Feb 17	1.0-0-2-1-3-0	*2.2-6-5-5-3-0	0.0-0-2-1-2-0	1.0-1-0-0-0-2
Cal State Fullerton	Feb 22	2.0-1-0-0-1-0	*4.1-7-5-4-1-3
San Diego	Feb 23	1.0-0-0-0-0-0	3.0-1-5-2-5-0	0.0-0-2-2-2-0	*2.0-5-4-4-3-2	2.0-4-3-3-1-0
Fresno State	Feb 24
Central Arkansas	Feb 26	*4.1-4-2-2-0-3	0.1-0-0-0-0-0
Central Arkansas	Feb 27	1.0-0-0-0-0-0	1.0-2-2-2-1-2
UC Irvine	Mar 01	*6.0-5-3-3-3-5
UC Irvine	Mar 01	1.0-1-0-0-0-0
Arkansas State	Mar 08	3.1-3-3-3-2-2	1.0-4-2-2-0-2	0.2-0-3-3-5-1	*3.0-8-6-6-3-3
Arkansas State	Mar 10	1.0-1-0-0-0-1	0.0-1-3-3-2-0	0.2-1-0-0-0-1	2.0-4-3-3-1-1	0.1-0-4-3-3-1
Arkansas State	Mar 10
Oklahoma State	Mar 12	*3.0-6-7-5-5-3	0.1-4-4-4-0-0	0.2-1-1-1-0-0
Oral Roberts	Mar 13	*3.1-3-2-2-5-2	2.0-1-0-0-0-2	3.2-1-0-0-1-3
Oklahoma	Mar 15	1.0-1-1-1-4-2	1.0-0-0-0-2-1	*3.1-8-6-6-4-2
Oklahoma	Mar 16	1.0-0-0-0-0-3	5.1-5-4-1-2-4	0.0-4-2-2-0-0
Oklahoma	Mar 17	3.0-3-3-3-1-2
Opponent	Date	#14 Sechler,C	#18 Thomazin,L	#35 Wiley,L	#27 Wthrspoon,N						
Nevada	Feb 15	*4.1-6-5-5-0-2	0.1-0-0-0-0-1						
Utah	Feb 16	1.1-0-0-0-0-2						
Texas State	Feb 17	3.1-2-1-1-0-2						
Cal State Fullerton	Feb 22	2.2-3-1-1-1-5	0.0-0-1-1-2-0						
San Diego	Feb 23						
Fresno State	Feb 24	2.0-0-0-0-0-4	*6.0-9-3-3-1-4						
Central Arkansas	Feb 26	2.0-3-1-1-1-2	2.1-4-4-3-0-2						
Central Arkansas	Feb 27	*7.0-1-1-0-4-11						
UC Irvine	Mar 01	1.0-0-0-0-1-2						
UC Irvine	Mar 01	4.1-5-3-3-1-1	*5.2-2-1-0-0-7						
Arkansas State	Mar 08						
Arkansas State	Mar 10	*4.0-8-6-6-3-5						
Arkansas State	Mar 10	2.2-4-1-1-3-3	*4.1-4-5-5-1-3	1.0-0-0-0-0-1						
Oklahoma State	Mar 12	4.0-1-1-1-1-2						
Oral Roberts	Mar 13						
Oklahoma	Mar 15	3.0-1-0-0-4-5	0.2-3-1-1-0-0						
Oklahoma	Mar 16	*1.2-4-5-5-3-2						
Oklahoma	Mar 17	0.1-1-0-0-0-1	*4.2-7-3-3-1-1						

MISSOURI STATE BASEBALL

Games 19-21 | MISSOURI STATE BEARS (5-13) at No. 28 UC SANTA BARBARA GAUCHOS (14-3) | March 22-24, 2019 | Santa Barbara, Calif. | Caesar Uyeska Stadium (1,000) | KBFL 1060 AM/96.9 FM

GAME-BY-GAME LINEUPS

Date	Opponent	1st	2nd	3rd	4th	5th	6th	7th	8th	9th
Feb. 15	vs. Nevada	Clayton	Millas	Faith	Polak	Whetstone	Geha	Duffy	Hull	Privitera
Feb. 16	vs. Utah	Privitera	Clayton	Millas	Zimmerman	Polak	Duffy	Geha	Whetstone	Hull
Feb. 17	at Texas State	Privitera	Millas	Duffy	Zimmerman	Whetstone	Faith	Polak	Clayton	Hull
Feb. 22	vs. Cal State Fullerton	Privitera	Millas	Whetstone	Polak	Duffy	Clayton	Geha	Herron	Hull
Feb. 23	at San Diego	Privitera	Millas	Zimmerman	Polak	Herron	Clayton	Whetstone	Geha	Hull
Feb. 24	vs. Fresno State	Privitera	Millas	Whetstone	Zimmerman	Duffy	Clayton	Geha	Polak	Hull
Feb. 26	Central Arkansas	Privitera	Clayton	Whetstone	Zimmerman	Herron	Duffy	Geha	Polak	Hull
Feb. 27	Central Arkansas	Privitera	Geha	Whetstone	Herron	Duffy	Zimmerman	Clayton	Polak	Hull
March 1	UC Irvine-1	Privitera	Geha	Whetstone	Herron	Zimmerman	Duffy	Clayton	Polak	Hull
March 1	UC Irvine-2	Privitera	Geha	Whetstone	Herron	Zimmerman	Polak	Clayton	Duffy	Hull
March 8	at Arkansas State	Privitera	Geha	Whetstone	Herron	Zimmerman	Polak	Clayton	Duffy	Hull
March 10	at Arkansas State-1	Geha	Millas	Zimmerman	Polak	Whetstone	Clayton	Hull	Kotowski	Privitera
March 10	at Arkansas State-2	Privitera	Millas	Whetstone	Polak	Duffy	Geha	Fitzpatrick	Hull	Clayton
March 12	at Oklahoma State	Privitera	Geha	Millas	Whetstone	Zimmerman	Polak	Duffy	Clayton	Hull
March 13	at Oral Roberts	Privitera	Millas	Polak	Whetstone	Faith	Herron	Duffy	Geha	Fitzpatrick
March 15	at Oklahoma	Privitera	Millas	Polak	Whetstone	Faith	Herron	Duffy	Geha	Fitzpatrick
March 16	at Oklahoma	Privitera	Millas	Polak	Whetstone	Faith	Geha	Duffy	Herron	Kotowski
March 17	at Oklahoma	Privitera	Geha	Millas	Polak	Zimmerman	Faith	Kotowski	Whetstone	Duffy
March 22	at UC Santa Barbara									
March 23	at UC Santa Barbara									
March 24	at UC Santa Barbara									
March 26	Arkansas									
March 27	Kansas									
March 29	Indiana State									
March 30	Indiana State									
March 31	Indiana State									
April 2	at Southeast Missouri									
April 3	at Murray State									
April 5	at Southern Illinois									
April 6	at Southern Illinois									
April 7	at Southern Illinois									
April 9	at Kansas									
April 12	at Illinois State									
April 13	at Illinois State									
April 14	at Illinois State									
April 16	Missouri									
April 18	New Orleans									
April 19	New Orleans									
April 20	New Orleans									
April 23	at Missouri									
April 26	Bradley									
April 27	Bradley									
April 28	Bradley									
April 30	at Wichita State									
May 2	DBU									
May 3	DBU									
May 4	DBU									
May 7	Wichita State									
May 10	at Evansville									
May 11	at Evansville									
May 12	at Evansville									
May 16	Valparaiso									
May 17	Valparaiso									
May 18	Valparaiso									

Bold indicates home game

MISSOURI STATE BASEBALL

Games 19-21 | MISSOURI STATE BEARS (5-13) at No. 28 UC SANTA BARBARA GAUCHOS (14-3) | March 22-24, 2019 | Santa Barbara, Calif. | Caesar Uyeska Stadium (1,000) | KBFL 1060 AM/96.9 FM

GAME-BY-GAME DEFENSIVE LINEUPS

Date	Opponent	P	C	1B	2B	3B	SS	LF	CF	RF	DH
Feb. 15	vs. Nevada	Wiley	Millas	Whetstone	Privitera	Polak	Hull	Geha	Clayton	Duffy	Faith
Feb. 16	vs. Utah	Juenger	Millas	Whetstone	Privitera	Polak	Hull	Geha	Clayton	Duffy	Zimmerman
Feb. 17	at Texas State	Moore	Millas	Whetstone	Privitera	Polak	Hull	Geha	Clayton	Duffy	Faith
Feb. 22	vs. Cal State Fullerton	Schwab	Millas	Whetstone	Privitera	Polak	Hull	Geha	Clayton	Duffy	Herron
Feb. 23	at San Diego	Juenger	Millas	Whetstone	Privitera	Polak	Hull	Geha	Clayton	Zimmerman	Herron
Feb. 24	vs. Fresno State	Wiley	Geha	Whetstone	Privitera	Polak	Hull	Zimmerman	Clayton	Duffy	Millas
Feb. 26	Central Arkansas	Barnes	Geha	Whetstone	Privitera	Polak	Hull	Zimmerman	Clayton	Duffy	Herron
Feb. 27	Central Arkansas	Thomazin	Geha	Whetstone	Privitera	Polak	Hull	Zimmerman	Clayton	Duffy	Herron
March 1	UC Irvine-1	Schwab	Geha	Whetstone	Privitera	Polak	Hull	Zimmerman	Clayton	Duffy	Herron
March 1	UC Irvine-2	Wiley	Geha	Whetstone	Privitera	Polak	Hull	Zimmerman	Clayton	Duffy	Herron
March 8	at Arkansas State	Schwab	Geha	Whetstone	Privitera	Polak	Hull	Zimmerman	Clayton	Duffy	Herron
March 10	at Arkansas State-1	Wiley	Geha	Whetstone	Privitera	Polak	Hull	Zimmerman	Clayton	Kotowski	Millas
March 10	at Arkansas State-2	Thomazin	Geha	Whetstone	Privitera	Polak	Hull	Fitzpatrick	Clayton	Duffy	Millas
March 12	at Oklahoma State	Barnes	Millas	Whetstone	Privitera	Polak	Hull	Geha	Duffy	Clayton	Zimmerman
March 13	at Oral Roberts	Cruikshank	Millas	Whetstone	Faith	Polak	Privitera	Geha	Duffy	Fitzpatrick	Herron
March 15	at Oklahoma	Schwab	Millas	Whetstone	Faith	Polak	Privitera	Geha	Duffy	Fitzpatrick	Herron
March 16	at Oklahoma	Thomazin	Millas	Whetstone	Faith	Polak	Privitera	Geha	Duffy	Kotowski	Herron
March 17	at Oklahoma	Wiley	Geha	Whetstone	Faith	Polak	Privitera	Zimmerman	Duffy	Kotowski	Millas
March 22	at UC Santa Barbara										
March 23	at UC Santa Barbara										
March 24	at UC Santa Barbara										
March 26	Arkansas										
March 27	Kansas										
March 29	Indiana State										
March 30	Indiana State										
March 31	Indiana State										
April 2	at Southeast Missouri										
April 3	at Murray State										
April 5	at Southern Illinois										
April 6	at Southern Illinois										
April 7	at Southern Illinois										
April 9	at Kansas										
April 12	at Illinois State										
April 13	at Illinois State										
April 14	at Illinois State										
April 16	Missouri										
April 18	New Orleans										
April 19	New Orleans										
April 20	New Orleans										
April 23	at Missouri										
April 26	Bradley										
April 27	Bradley										
April 28	Bradley										
April 30	at Wichita State										
May 2	DBU										
May 3	DBU										
May 4	DBU										
May 7	Wichita State										
May 10	at Evansville										
May 11	at Evansville										
May 12	at Evansville										
May 16	Valparaiso										
May 17	Valparaiso										
May 18	Valparaiso										

Bold indicates home game

MISSOURI STATE BASEBALL

Games 19-21 | MISSOURI STATE BEARS (5-13) at No. 28 UC SANTA BARBARA GAUCHOS (14-3) | March 22-24, 2019 | Santa Barbara, Calif. | Caesar Uyeska Stadium (1,000) | KBFL 1060 AM/96.9 FM

MISSOURI STATE CAREER STATISTICS

Barnes, Forrest

Year	avg	gp-gs	ab	r	h	2b	3b	hr	rbi	tb	slg%	bb	hbp	so	gdp	ob%	sf	sh	sb-att	po	a	e	fld%
2019	.000	0-0	0	0	0	0	0	0	0	0	.000	0	0	0	0	.000	0	0	0-0	0	2	0	1.000
TOTAL	.000	0-0	0	0	0	0	0	0	0	0	.000	0	0	0	0	.000	0	0	0-0	0	2	0	1.000

Year	era	w-l	app	qs	cq	sho	sv	ip	h	r	er	bb	so	2b	3b	hr	bf	bavg	wp	hbp	bk	sfa	sha
2019	7.88	0-1	3	2	0	0/0	0	8.0	11	9	7	6	6	3	0	3	41	.355	0	3	0	0	1
TOTAL	7.88	0-1	3	2	0	0/0	0	8.0	11	9	7	6	6	3	0	3	41	.355	0	3	0	0	1

Briggs, Michael

Year	avg	gp-gs	ab	r	h	2b	3b	hr	rbi	tb	slg%	bb	hbp	so	gdp	ob%	sf	sh	sb-att	po	a	e	fld%
2018	.000	4-0	3	0	0	0	0	0	0	0	.000	0	0	3	0	.000	0	0	0-0	0	1	0	1.000
TOTAL	.000	4-0	3	0	0	0	0	0	0	0	.000	0	0	3	0	.000	0	0	0-0	0	1	0	1.000

Buckner, Ty

Year	avg	gp-gs	ab	r	h	2b	3b	hr	rbi	tb	slg%	bb	hbp	so	gdp	ob%	sf	sh	sb-att	po	a	e	fld%
2018	.000	0-0	0	0	0	0	0	0	0	0	.000	0	0	0	0	.000	0	0	0-0	4	8	0	1.000
TOTAL	.000	0-0	0	0	0	0	0	0	0	0	.000	0	0	0	0	.000	0	0	0-0	4	8	0	1.000

Year	era	w-l	app	qs	cq	sho	sv	ip	h	r	er	bb	so	2b	3b	hr	bf	bavg	wp	hbp	bk	sfa	sha
2018	4.81	7-4	16	15	1	0/1	0	76.2	62	47	41	49	60	12	1	8	347	.220	6	13	0	0	3
TOTAL	4.81	7-4	16	15	1	0/1	0	76.2	62	47	41	49	60	12	1	8	347	.220	6	13	0	0	3

Carson, Peyton

Year	avg	gp-gs	ab	r	h	2b	3b	hr	rbi	tb	slg%	bb	hbp	so	gdp	ob%	sf	sh	sb-att	po	a	e	fld%
2019	.000	0-0	0	0	0	0	0	0	0	0	.000	0	0	0	0	.000	0	0	0-0	0	1	1	.500
TOTAL	.000	0-0	0	0	0	0	0	0	0	0	.000	0	0	0	0	.000	0	0	0-0	0	1	1	.500

Year	era	w-l	app	qs	cq	sho	sv	ip	h	r	er	bb	so	2b	3b	hr	bf	bavg	wp	hbp	bk	sfa	sha
2019	15.88	0-0	4	0	0	0/0	0	5.2	10	10	10	2	2	2	1	2	30	.417	0	2	0	1	1
TOTAL	15.88	0-0	4	0	0	0/0	0	5.2	10	10	10	2	2	2	1	2	30	.417	0	2	0	1	1

Clayton, Collin

Year	avg	gp-gs	ab	r	h	2b	3b	hr	rbi	tb	slg%	bb	hbp	so	gdp	ob%	sf	sh	sb-att	po	a	e	fld%
2019	.216	16-14	51	7	11	0	1	1	2	16	.314	3	1	10	3	.273	0	1	1-1	41	0	0	1.000
TOTAL	.216	16-14	51	7	11	0	1	1	2	16	.314	3	1	10	3	.273	0	1	1-1	41	0	0	1.000

Cruikshank, Ben

Year	avg	gp-gs	ab	r	h	2b	3b	hr	rbi	tb	slg%	bb	hbp	so	gdp	ob%	sf	sh	sb-att	po	a	e	fld%
2019	.000	0-0	0	0	0	0	0	0	0	0	.000	0	0	0	0	.000	0	0	0-0	1	1	0	1.000
TOTAL	.000	0-0	0	0	0	0	0	0	0	0	.000	0	0	0	0	.000	0	0	0-0	1	1	0	1.000

Year	era	w-l	app	qs	cq	sho	sv	ip	h	r	er	bb	so	2b	3b	hr	bf	bavg	wp	hbp	bk	sfa	sha
2019	10.38	0-0	5	1	0	0/0	0	8.2	9	13	10	13	6	2	0	1	49	.273	1	1	0	0	2
TOTAL	10.38	0-0	5	1	0	0/0	0	8.2	9	13	10	13	6	2	0	1	49	.273	1	1	0	0	2

Duffy, Jack

Year	avg	gp-gs	ab	r	h	2b	3b	hr	rbi	tb	slg%	bb	hbp	so	gdp	ob%	sf	sh	sb-att	po	a	e	fld%
2017	.222	58-45	158	21	35	8	1	0	17	45	.285	25	5	42	2	.344	1	0	7-8	88	0	2	.978
2018	.271	57-54	203	30	55	9	3	3	30	79	.389	15	6	40	3	.338	1	7	1-3	121	5	1	.992
2019	.167	17-16	54	6	9	1	0	0	5	10	.185	9	0	7	0	.281	1	0	1-2	45	1	0	1.000
TOTAL	.239	132-115	415	57	99	18	4	3	52	134	.323	49	11	89	5	.333	3	7	9-13	254	6	3	.989

MISSOURI STATE BASEBALL

Games 19-21 | MISSOURI STATE BEARS (5-13) at No. 28 UC SANTA BARBARA GAUCHOS (14-3) | March 22-24, 2019 | Santa Barbara, Calif. | Caesar Uyeska Stadium (1,000) | KBFL 1060 AM/96.9 FM

MISSOURI STATE CAREER STATISTICS

Faith, Sam

Year	avg	gp-gs	ab	r	h	2b	3b	hr	rbi	tb	slg%	bb	hbp	so	gdp	ob%	sf	sh	sb-att	po	a	e	fld%
2018	.121	23-5	33	6	4	1	0	1	3	8	.242	2	1	13	0	.194	0	2	1-1	2	11	1	.929
2019	.250	15-6	36	4	9	2	0	0	4	11	.306	2	2	16	0	.325	0	0	1-1	9	17	2	.929
TOTAL	.188	38-11	69	10	13	3	0	1	7	19	.275	4	3	29	0	.263	0	2	2-2	11	28	3	.929

Fitzpatrick, Jordan

Year	avg	gp-gs	ab	r	h	2b	3b	hr	rbi	tb	slg%	bb	hbp	so	gdp	ob%	sf	sh	sb-att	po	a	e	fld%
2018	.196	34-10	51	8	10	2	0	1	8	15	.294	8	0	13	0	.300	1	0	0-0	13	1	3	.824
2019	.077	9-3	13	1	1	0	0	0	1	1	.077	3	0	5	0	.250	0	0	0-0	3	0	0	1.000
TOTAL	.172	43-13	64	9	11	2	0	1	9	16	.250	11	0	18	0	.289	1	0	0-0	16	1	3	.850

Geha, Logan

Year	avg	gp-gs	ab	r	h	2b	3b	hr	rbi	tb	slg%	bb	hbp	so	gdp	ob%	sf	sh	sb-att	po	a	e	fld%
2017	.203	34-25	64	20	13	3	0	1	10	19	.297	18	8	24	0	.429	1	5	3-4	162	35	3	.985
2018	.185	45-39	119	25	22	4	1	0	9	28	.235	14	5	43	1	.297	0	7	5-7	316	37	5	.986
2019	.246	18-17	57	10	14	2	0	4	13	28	.491	9	4	20	1	.386	0	2	5-5	89	13	2	.981
TOTAL	.204	97-81	240	55	49	9	1	5	32	75	.313	41	17	87	2	.358	1	14	13-16	567	85	10	.985

Gibbs, Zach

Year	avg	gp-gs	ab	r	h	2b	3b	hr	rbi	tb	slg%	bb	hbp	so	gdp	ob%	sf	sh	sb-att	po	a	e	fld%
2018	.000	0-0	0	0	0	0	0	0	0	0	.000	0	0	0	0	.000	0	0	0-0	0	1	1	.500
TOTAL	.000	0-0	0	0	0	0	0	0	0	0	.000	0	0	0	0	.000	0	0	0-0	0	1	1	.500

Year	era	w-l	app	gs	cq	sho	sv	ip	h	r	er	bb	so	2b	3b	hr	bf	bavg	wp	hbp	bk	sfa	sha
2018	3.60	0-0	4	0	0	0/0	0	5.0	6	5	2	4	1	3	0	0	25	.286	1	0	0	0	0
2019	45.00	0-0	3	0	0	0/0	0	1.0	1	5	5	4	3	0	0	0	9	.250	1	1	0	0	0
TOTAL	10.50	0-0	7	0	0	0/0	0	6.0	7	10	7	8	4	3	0	0	34	.280	2	1	0	0	0

Herron, Anthony

Year	avg	gp-gs	ab	r	h	2b	3b	hr	rbi	tb	slg%	bb	hbp	so	gdp	ob%	sf	sh	sb-att	po	a	e	fld%
2019	.225	14-10	40	7	9	1	0	1	8	13	.325	4	0	13	1	.289	1	0	2-2	0	0	0	.000
TOTAL	.225	14-10	40	7	9	1	0	1	8	13	.325	4	0	13	1	.289	1	0	2-2	0	0	0	.000

Hull, Mason

Year	avg	gp-gs	ab	r	h	2b	3b	hr	rbi	tb	slg%	bb	hbp	so	gdp	ob%	sf	sh	sb-att	po	a	e	fld%
2019	.179	14-14	39	6	7	3	0	0	6	10	.256	1	0	13	0	.200	0	1	0-1	20	25	7	.865
TOTAL	.179	14-14	39	6	7	3	0	0	6	10	.256	1	0	13	0	.200	0	1	0-1	20	25	7	.865

Juenger, Hayden

Year	avg	gp-gs	ab	r	h	2b	3b	hr	rbi	tb	slg%	bb	hbp	so	gdp	ob%	sf	sh	sb-att	po	a	e	fld%
2019	.000	0-0	0	0	0	0	0	0	0	0	.000	0	0	0	0	.000	0	0	0-0	0	2	0	1.000
TOTAL	.000	0-0	0	0	0	0	0	0	0	0	.000	0	0	0	0	.000	0	0	0-0	0	2	0	1.000

Year	era	w-l	app	gs	cq	sho	sv	ip	h	r	er	bb	so	2b	3b	hr	bf	bavg	wp	hbp	bk	sfa	sha
2019	4.97	0-1	4	2	0	0/0	0	12.2	16	10	7	8	10	0	2	1	64	.308	0	2	1	1	1
TOTAL	4.97	0-1	4	2	0	0/0	0	12.2	16	10	7	8	10	0	2	1	64	.308	0	2	1	1	1

Kotowski, Dakota

Year	avg	gp-gs	ab	r	h	2b	3b	hr	rbi	tb	slg%	bb	hbp	so	gdp	ob%	sf	sh	sb-att	po	a	e	fld%
2019	.444	9-3	9	3	4	0	0	1	2	7	.778	1	1	3	0	.545	0	0	0-0	6	0	0	1.000
TOTAL	.444	9-3	9	3	4	0	0	1	2	7	.778	1	1	3	0	.545	0	0	0-0	6	0	0	1.000

MISSOURI STATE BASEBALL

Games 19-21 | MISSOURI STATE BEARS (5-13) at No. 28 UC SANTA BARBARA GAUCHOS (14-3) | March 22-24, 2019 | Santa Barbara, Calif. | Caesar Uyeska Stadium (1,000) | KBFL 1060 AM/96.9 FM

MISSOURI STATE CAREER STATISTICS

Lochner, Jake

Year	avg	gp-gs	ab	r	h	2b	3b	hr	rbi	tb	slg%	bb	hbp	so	qdp	ob%	sf	sh	sb-att	po	a	e	fld%
2016	.000	0-0	0	0	0	0	0	0	0	0	.000	0	0	0	0	.000	0	0	0-0	0	2	0	1.000
2017	.000	0-0	0	0	0	0	0	0	0	0	.000	0	0	0	0	.000	0	0	0-0	0	3	0	1.000
2018	.000	0-0	0	0	0	0	0	0	0	0	.000	0	0	0	0	.000	0	0	0-0	1	7	0	1.000
2019	.000	0-0	0	0	0	0	0	0	0	0	.000	0	0	0	0	.000	0	0	0-0	2	3	2	.714
TOTAL	.000	0-0	0	0	0	0	0	0	0	0	.000	0	0	0	0	.000	0	0	0-0	3	15	2	.900

Year	era	w-l	app	qs	cq	sho	sv	ip	h	r	er	bb	so	2b	3b	hr	bf	bavg	wp	hbp	bk	sfa	sha
2016	5.59	1-0	14	2	0	0/0	0	19.1	16	17	12	25	15	2	0	0	97	.229	3	1	0	0	0
2017	4.97	1-0	13	0	0	0/2	0	12.2	12	8	7	8	13	1	1	2	59	.240	2	1	0	0	0
2018	2.86	1-1	18	0	0	0/0	1	22.0	16	10	7	19	16	4	0	1	98	.219	0	1	0	1	4
2019	5.11	1-0	7	0	0	0/0	0	12.1	10	8	7	6	6	3	1	1	53	.233	1	2	0	0	2
TOTAL	4.48	4-1	52	2	0	0/2	1	66.1	54	43	33	58	50	10	2	4	307	.229	6	5	0	1	6

McAlister, Tyler

Year	avg	gp-gs	ab	r	h	2b	3b	hr	rbi	tb	slg%	bb	hbp	so	qdp	ob%	sf	sh	sb-att	po	a	e	fld%
2017	.000	0-0	0	0	0	0	0	0	0	0	.000	0	0	0	0	.000	0	0	0-0	0	1	0	1.000
2018	.000	0-0	0	0	0	0	0	0	0	0	.000	0	0	0	0	.000	0	0	0-0	1	5	0	1.000
TOTAL	.000	0-0	0	0	0	0	0	0	0	0	.000	0	0	0	0	.000	0	0	0-0	1	6	0	1.000

Year	era	w-l	app	qs	cq	sho	sv	ip	h	r	er	bb	so	2b	3b	hr	bf	bavg	wp	hbp	bk	sfa	sha
2017	9.31	0-1	10	1	0	0/1	0	9.2	16	16	10	13	11	6	0	0	62	.364	3	3	0	0	2
2018	8.05	0-0	7	5	0	0/0	0	19.0	22	21	17	17	20	4	0	5	98	.297	0	5	0	0	2
TOTAL	8.48	0-1	17	6	0	0/1	0	28.2	38	37	27	30	31	10	0	5	160	.322	3	8	0	0	4

Millas, Drew

Year	avg	gp-gs	ab	r	h	2b	3b	hr	rbi	tb	slg%	bb	hbp	so	qdp	ob%	sf	sh	sb-att	po	a	e	fld%
2017	.224	51-42	174	15	39	7	0	1	29	49	.282	13	2	42	2	.281	3	1	3-4	342	46	6	.985
2018	.321	57-57	212	36	68	13	2	7	61	106	.500	34	4	41	12	.416	5	0	3-4	135	18	1	.994
2019	.191	13-13	47	7	9	2	1	1	6	16	.340	10	1	16	1	.339	1	0	0-0	62	3	1	.985
TOTAL	.268	121-112	433	58	116	22	3	9	96	171	.395	57	7	99	15	.356	9	1	6-8	539	67	8	.987

Moore, Alex

Year	avg	gp-gs	ab	r	h	2b	3b	hr	rbi	tb	slg%	bb	hbp	so	qdp	ob%	sf	sh	sb-att	po	a	e	fld%
2017	.000	0-0	0	0	0	0	0	0	0	0	.000	0	0	0	0	.000	0	0	0-0	1	2	0	1.000
2019	.000	0-0	0	0	0	0	0	0	0	0	.000	0	0	0	0	.000	0	0	0-0	0	2	0	1.000
TOTAL	.000	0-0	0	0	0	0	0	0	0	0	.000	0	0	0	0	.000	0	0	0-0	1	4	0	1.000

Year	era	w-l	app	qs	cq	sho	sv	ip	h	r	er	bb	so	2b	3b	hr	bf	bavg	wp	hbp	bk	sfa	sha
2017	2.61	0-0	10	0	0	0/0	0	10.1	11	5	3	5	7	0	0	0	49	.256	3	1	2	0	0
2019	19.29	0-1	3	1	0	0/0	0	4.2	14	10	10	4	1	3	0	0	32	.519	0	0	0	1	0
TOTAL	7.80	0-1	13	1	0	0/0	0	15.0	25	15	13	9	8	3	0	0	81	.357	3	1	2	1	0

Polak, Joey

Year	avg	gp-gs	ab	r	h	2b	3b	hr	rbi	tb	slg%	bb	hbp	so	qdp	ob%	sf	sh	sb-att	po	a	e	fld%
2019	.172	18-18	64	7	11	2	0	0	6	13	.203	5	2	26	1	.250	1	0	0-0	6	28	2	.944
TOTAL	.172	18-18	64	7	11	2	0	0	6	13	.203	5	2	26	1	.250	1	0	0-0	6	28	2	.944

Privitera, John

Year	avg	gp-gs	ab	r	h	2b	3b	hr	rbi	tb	slg%	bb	hbp	so	qdp	ob%	sf	sh	sb-att	po	a	e	fld%
2017	.235	37-24	81	17	19	1	0	0	8	20	.247	16	1	22	1	.364	1	4	2-3	39	51	2	.978
2018	.246	56-56	183	38	45	5	1	0	20	52	.284	45	3	49	2	.399	2	5	11-12	77	143	5	.978
2019	.264	18-18	72	10	19	4	1	0	3	25	.347	7	2	18	0	.346	0	0	2-4	27	43	3	.959
TOTAL	.247	111-98	336	65	83	10	2	0	31	97	.289	68	6	89	3	.380	3	9	15-19	143	237	10	.974

MISSOURI STATE BASEBALL

Games 19-21 | MISSOURI STATE BEARS (5-13) at No. 28 UC SANTA BARBARA GAUCHOS (14-3) | March 22-24, 2019 | Santa Barbara, Calif. | Caesar Uyeska Stadium (1,000) | KBFL 1060 AM/96.9 FM

MISSOURI STATE CAREER STATISTICS

Ramos, Javier

Year	avg	gp-gs	ab	r	h	2b	3b	hr	rbi	tb	slg%	bb	hbp	so	gdp	ob%	sf	sh	sb-att	po	a	e	fld%
2019	.500	2-0	2	1	1	0	0	1	4	4	2.000	0	0	1	0	.500	0	0	0-0	0	0	0	.000
TOTAL	.500	2-0	2	1	1	0	0	1	4	4	2.000	0	0	1	0	.500	0	0	0-0	0	0	0	.000

Year	era	w-l	app	gs	cq	sho	sv	ip	h	r	er	bb	so	2b	3b	hr	bf	bavg	wp	hbp	bk	sfa	sha
2019	27.00	0-0	5	0	0	0/0	0	2.1	2	9	7	10	4	1	0	0	22	.200	1	2	0	0	0
TOTAL	27.00	0-0	5	0	0	0/0	0	2.1	2	9	7	10	4	1	0	0	22	.200	1	2	0	0	0

Russell, Matt

Year	avg	gp-gs	ab	r	h	2b	3b	hr	rbi	tb	slg%	bb	hbp	so	gdp	ob%	sf	sh	sb-att	po	a	e	fld%
2018	.000	0-0	0	0	0	0	0	0	0	0	.000	0	0	0	0	.000	0	0	0-0	2	3	0	1.000
TOTAL	.000	0-0	0	0	0	0	0	0	0	0	.000	0	0	0	0	.000	0	0	0-0	2	3	0	1.000

Year	era	w-l	app	gs	cq	sho	sv	ip	h	r	er	bb	so	2b	3b	hr	bf	bavg	wp	hbp	bk	sfa	sha
2018	4.88	1-0	18	2	0	0/0	3	27.2	24	15	15	14	26	5	0	3	121	.233	3	3	0	0	1
TOTAL	4.88	1-0	18	2	0	0/0	3	27.2	24	15	15	14	26	5	0	3	121	.233	3	3	0	0	1

Schmidt, Nick

Year	avg	gp-gs	ab	r	h	2b	3b	hr	rbi	tb	slg%	bb	hbp	so	gdp	ob%	sf	sh	sb-att	po	a	e	fld%
------	-----	-------	----	---	---	----	----	----	-----	----	------	----	-----	----	-----	-----	----	----	--------	----	---	---	------

Year	era	w-l	app	gs	cq	sho	sv	ip	h	r	er	bb	so	2b	3b	hr	bf	bavg	wp	hbp	bk	sfa	sha
2019	9.00	0-0	7	0	0	0/0	0	8.0	8	8	8	9	7	2	0	2	43	.286	2	4	0	2	0
TOTAL	9.00	0-0	7	0	0	0/0	0	8.0	8	8	8	9	7	2	0	2	43	.286	2	4	0	2	0

Schwab, Davis

Year	avg	gp-gs	ab	r	h	2b	3b	hr	rbi	tb	slg%	bb	hbp	so	gdp	ob%	sf	sh	sb-att	po	a	e	fld%
2018	.000	0-0	0	0	0	0	0	0	0	0	.000	0	0	0	0	.000	0	0	0-0	1	2	0	1.000
2019	.000	0-0	0	0	0	0	0	0	0	0	.000	0	0	0	0	.000	0	0	0-0	0	4	1	.800
TOTAL	.000	0-0	0	0	0	0	0	0	0	0	.000	0	0	0	0	.000	0	0	0-0	1	6	1	.875

Year	era	w-l	app	gs	cq	sho	sv	ip	h	r	er	bb	so	2b	3b	hr	bf	bavg	wp	hbp	bk	sfa	sha
2018	5.01	2-1	14	0	0	0/0	0	23.1	21	15	13	13	20	4	1	2	106	.236	5	2	2	2	0
2019	8.14	1-3	5	4	0	0/0	0	21.0	31	20	19	12	19	8	2	1	106	.356	3	2	2	1	4
TOTAL	6.50	3-4	19	4	0	0/0	0	44.1	52	35	32	25	39	12	3	3	212	.295	8	4	4	3	4

Sechler, Connor

Year	avg	gp-gs	ab	r	h	2b	3b	hr	rbi	tb	slg%	bb	hbp	so	gdp	ob%	sf	sh	sb-att	po	a	e	fld%
2018	.000	1-0	1	0	0	0	0	0	0	0	.000	0	0	0	0	.000	0	0	0-0	3	9	0	1.000
TOTAL	.000	1-0	1	0	0	0	0	0	0	0	.000	0	0	0	0	.000	0	0	0-0	3	9	0	1.000

Year	era	w-l	app	gs	cq	sho	sv	ip	h	r	er	bb	so	2b	3b	hr	bf	bavg	wp	hbp	bk	sfa	sha
2018	2.98	7-1	32	0	0	0/0	9	54.1	41	18	18	22	59	6	2	2	238	.208	3	15	2	0	4
2019	2.70	1-1	8	0	0	0/0	1	16.2	14	5	5	10	20	1	0	1	76	.237	1	4	0	2	1
TOTAL	2.92	8-2	40	0	0	0/0	10	71.0	55	23	23	32	79	7	2	3	314	.215	4	19	2	2	5

Thomazin, Logan

Year	avg	gp-gs	ab	r	h	2b	3b	hr	rbi	tb	slg%	bb	hbp	so	gdp	ob%	sf	sh	sb-att	po	a	e	fld%
2019	.000	0-0	0	0	0	0	0	0	0	0	.000	0	0	0	0	.000	0	0	0-0	0	4	0	1.000
TOTAL	.000	0-0	0	0	0	0	0	0	0	0	.000	0	0	0	0	.000	0	0	0-0	0	4	0	1.000

Year	era	w-l	app	gs	cq	sho	sv	ip	h	r	er	bb	so	2b	3b	hr	bf	bavg	wp	hbp	bk	sfa	sha
2019	5.68	1-2	5	3	0	0/0	0	19.0	14	13	12	9	23	1	1	1	88	.219	2	9	0	4	2
TOTAL	5.68	1-2	5	3	0	0/0	0	19.0	14	13	12	9	23	1	1	1	88	.219	2	9	0	4	2

MISSOURI STATE BASEBALL

Games 19-21 | MISSOURI STATE BEARS (5-13) at No. 28 UC SANTA BARBARA GAUCHOS (14-3) | March 22-24, 2019 | Santa Barbara, Calif. | Caesar Uyeska Stadium (1,000) | KBFL 1060 AM/96.9 FM

MISSOURI STATE CAREER STATISTICS

Whetstone, Ben

Year	avg	gp-gs	ab	r	h	2b	3b	hr	rbi	tb	slg%	bb	hbp	so	gdp	ob%	sf	sh	sb-att	po	a	e	fld%
2017	.050	15-2	20	1	1	0	0	0	1	1	.050	4	0	7	0	.208	0	0	0-0	2	0	0	1.000
2018	.278	57-57	212	31	59	10	0	9	39	96	.453	31	5	47	1	.378	3	0	5-5	458	29	4	.992
2019	.188	18-18	64	5	12	2	0	0	5	14	.219	10	2	11	1	.312	1	0	0-2	133	6	1	.993
TOTAL	.243	90-77	296	37	72	12	0	9	45	111	.375	45	7	65	2	.352	4	0	5-7	593	35	5	.992

Wiley, Logan

Year	avg	gp-gs	ab	r	h	2b	3b	hr	rbi	tb	slg%	bb	hbp	so	gdp	ob%	sf	sh	sb-att	po	a	e	fld%
2018	.000	0-0	0	0	0	0	0	0	0	0	.000	0	0	0	0	.000	0	0	0-0	2	9	1	.917
2019	.000	0-0	0	0	0	0	0	0	0	0	.000	0	0	0	0	.000	0	0	0-0	1	6	0	1.000
TOTAL	.000	0-0	0	0	0	0	0	0	0	0	.000	0	0	0	0	.000	0	0	0-0	3	15	1	.947

Year	era	w-l	app	qs	cq	sho	sv	ip	h	r	er	bb	so	2b	3b	hr	bf	bavg	wp	hbp	bk	sfa	sha
2018	4.13	7-6	22	11	0	0/0	1	85.0	84	46	39	23	68	13	1	5	370	.251	11	8	0	1	3
2019	6.20	0-4	5	5	0	0/0	0	24.2	32	18	17	5	19	5	3	3	117	.317	0	7	0	1	3
TOTAL	4.60	7-10	27	16	0	0/0	1	109.2	116	64	56	28	87	18	4	8	487	.266	11	15	0	2	6

Witherspoon, Nate

Year	avg	gp-gs	ab	r	h	2b	3b	hr	rbi	tb	slg%	bb	hbp	so	gdp	ob%	sf	sh	sb-att	po	a	e	fld%
2017	.000	0-0	0	0	0	0	0	0	0	0	.000	0	0	0	0	.000	0	0	0-0	0	7	0	1.000
2018	.000	0-0	0	0	0	0	0	0	0	0	.000	0	0	0	0	.000	0	0	0-0	0	4	0	1.000
2019	.000	0-0	0	0	0	0	0	0	0	0	.000	0	0	0	0	.000	0	0	0-0	0	1	0	1.000
TOTAL	.000	0-0	0	0	0	0	0	0	0	0	.000	0	0	0	0	.000	0	0	0-0	0	12	0	1.000

Year	era	w-l	app	qs	cq	sho	sv	ip	h	r	er	bb	so	2b	3b	hr	bf	bavg	wp	hbp	bk	sfa	sha
2017	4.29	4-3	15	5	0	0/1	0	42.0	43	21	20	15	40	8	0	4	181	.270	4	2	1	2	3
2018	3.24	1-0	20	0	0	0/0	0	25.0	27	11	9	8	20	6	0	3	111	.278	2	2	0	1	3
2019	6.48	1-0	6	0	0	0/0	0	8.1	8	7	6	3	6	2	0	0	40	.286	1	5	0	4	0
TOTAL	4.18	6-3	41	5	0	0/1	0	75.1	78	39	35	26	66	16	0	7	332	.275	7	9	1	7	6

Zimmerman, Brooks

Year	avg	gp-gs	ab	r	h	2b	3b	hr	rbi	tb	slg%	bb	hbp	so	gdp	ob%	sf	sh	sb-att	po	a	e	fld%
2018	.219	40-26	96	14	21	3	0	6	17	42	.438	7	2	34	1	.278	3	1	0-0	49	0	2	.961
2019	.220	13-12	41	6	9	1	0	1	4	13	.317	4	1	16	1	.304	0	0	0-0	14	0	0	1.000
TOTAL	.219	53-38	137	20	30	4	0	7	21	55	.401	11	3	50	2	.286	3	1	0-0	63	0	2	.969

MISSOURI STATE BASEBALL

Games 19-21 | MISSOURI STATE BEARS (5-13) at No. 28 UC SANTA BARBARA GAUCHOS (14-3) | March 22-24, 2019 | Santa Barbara, Calif. | Caesar Uyeska Stadium (1,000) | KBFL 1060 AM/96.9 FM

MISSOURI STATE RECORDS SUMMARY

Individual Batting

Games Played

Season: 66, Dant'e Brinkley, Adam Pummill, Brooks Colvin, Shaun Marcum, Rick Wilson, 2003
Career: 236, Matt Gardner, 1999-02

At-Bats

Game: 8, Earnie Johnson, Pat Kelly and Mark Neff, 5/1/88 vs. ORU;
Ryan Gotcher and Chris Taylor, 4/6/04 vs. Arkansas; Adam Pummill, 2/25/06 vs. UNC Greensboro
Season: 278, Dant'e Brinkley, 2003
Career: 972, Matt Gardner, 1999-02

Runs

Game: 6, Bobby McCulloch, 5/6/75 vs. SIU Edwardsville; Larry Doss, 5/9/87 vs. Eastern Illinois and Lance Burkhardt, 3/6/97 vs. Missouri Baptist
Season: 90, Matt Cepicky, 1999
Career: 243, Matt Gardner, 1999-02

Hits

Game: 7, Greg Resz, 3/5/91 vs. Lincoln
Season: 96, Steve Hacker and Dave Slemmer, 1995; Dant'e Brinkley, 2003
Career: 316, Matt Gardner, 1999-02

Singles

Game: 5, Jim Schaefer, 5/27/78 vs. Eastern Illinois; Keith Champion, 5/11/81 vs. Central Missouri; Greg Resz, 3/5/91 vs. Lincoln; Todd DeBrynn, 5/3/92 vs. UNI; Alex Manary, 3/22/94 vs. Minnesota
Season: 76, Bill Mueller, 1991
Career: 241, Kevin Medrano, 2009-12

Doubles

Game: 3, on 22 occasions, last time by Justin Paulsen, 4/29/17 at Evansville
Season: 26, Steve Meyer, 1986
Career: 67, Brayden Drake, 2006-09

Triples

Game: 3, Ken Brown, 4/8/66 vs. Missouri S&T
Season: 12, Dant'e Brinkley, 2001
Career: 20, Mark Garrett, 1979-82

Home Runs

Game: 4, John Knott, 5/2/92 vs. UNI
Season: 37, Steve Hacker, 1995
Career: 63, Jason Hart, 1996-98

Runs Batted-In

Game: 11, John Knott, 5/2/92 vs. UNI
Season: 100, Matt Cepicky, 1999
Career: 203, Jason Hart, 1996-98

Batting Average

Season: .442, J. D. Warner, 1983
Career: .426, J. D. Warner, 1982-83
Career (4 years): .376, Bill Mueller, 1990-93

Consecutive Games Hitting Safely

30, Brayden Drake, 4/27/08-3/25/09

Total Bases

Game: 17, John Knott, 5/2/92 vs. UNI
Season: 225, Steve Hacker, 1995
Career: 506, Jason Hart, 1996-98

Extra-Base Hits

Game: 5, Larry Doss, 5/9/87 vs. Eastern Illinois
Season: 55, Steve Hacker, 1995
Career: 116, Jason Hart, 1996-98

Slugging Average

Season: .957, Steve Hacker, 1995
Career: .725, Jason Hart, 1996-98

Hit By Pitch

Game: 3, Jud Kindle, 2/20/04 vs. Little Rock
Ryan Mantle, 2/22/08 vs. DBU; Brayden Drake, 5/11/08 vs. Middle Tennessee
Season: 23, Jeremy Isenhower, 2002
Career: 41, Ben Carlson, 2007-09

Walks

Game: 5, Cory Krueger, 3/15/91 vs. Austin Peay; Steve Hacker, 4/23/95 vs. UNI; and Lance Burkhardt, 2/14/97 vs. Nevada
Season: 55, Dylan Becker, 2015
Career: 154, Bill Mueller, 1990-93

Strikeouts

Game: 5, Greg Mathis, 5/1/01 vs. Missouri; Tyler Ryan, 2/26/10 at UTA
Season: 74, Ryan Howard, 2001
Career: 207, Nick Kays, 1997-00

On-Base Percentage

Season: .563, Dan Iseminger, 1983
Career: .493, Rick Clarkston, 1983-84

Sacrifice Hits

Game: 3, Joey Hawkins, 5/22/14 vs. Bradley; Ken Watkins, 5/23/69 vs. Minnesota State
Season: 29, Joey Hawkins, 2015
Career: 62, Joey Hawkins, 2012-15

Sacrifice Flies

Game: 2, held by many players
Season: 9, Brooks Colvin, 2003
Career: 17, Brooks Colvin, 2001-04

Stolen Bases

Game: 4, Larry Doss, 3/6/86 vs. Evangel; Greg Brewer, 4/15/86 vs. Evangel
Season: 30, Greg Brewer, 1986
Career: 69, Dant'e Brinkley, 2000-03

Game-Winning RBI

Season: 13, Steve Meyer, 1986; Steve Hacker, 1995
Career: 23, Steve Hacker, 1993-95

Individual Fielding

Putouts

Game: 19, Tom Hodge, 3/23/67 vs. Oklahoma Christian; Tim Rafferty, 2/25/06 vs. UNC Greensboro; Connor Smith, 3/29/14 vs. Southern Illinois
Season: 545, Justin Paulsen, 2015
Career: 1,588, Justin Paulsen, 2015-17

Assists

Game: 10, Curt Courtwright, 5/10/09 at Creighton
Season: 192, Joey Hawkins, 2015
Career: 656, Chris Curry, 1995-98

Errors

Game: 4, set on 5 occasions, last time by Jon Hale, 3/3/96 vs. ORU
Season: 30, Brooks Colvin, 2001
Career: 73, Brooks Colvin, 2001-04

Total Chances

Game: 21, Brian Mahaffey, 5/1/88 vs. ORU
Season: 601, Jason Hart, 1997
Career: 1,703, Justin Paulsen, 2015-17

Double Plays

Game: 5, Ryan Howard, 3/30/99 vs. SE Missouri
Season: 60, Ryan Howard, 1999
Career: 151, Ryan Howard, 1999-01

Fielding Average

Season: 1.000, Bill Helfrecht, 1968; Jim Anderson, 1970; Corby Fister and Cory Krueger, 1989; Chad Lakin and Cory Krueger, 1990; Shawn Padgett, 1991; Chad Lakin, 1992; Micah Holst, 1999; Dant'e Brinkley, 2002; Nolan Keane, 2008; Aaron Conway, 2010
Career: .993, Ben Whetstone, 2017-pr.

Individual Pitching

Games

Season: 37, Jake Fromson, 2017
Career: 88, Bryan Young, 2014-17

Games Started

Season: 17, Doug Still, 2017; Matt Hall, 2015; Cody Schumacher, 2012
Career: 49, Brad Ziegler, 2000-03

Complete Games

Season: 10, Brian Wisser, 1986
Career: 18, Brad Ziegler, 2000-03

Innings Pitched

Game: 11.0, John Rheinecker, 3/3/01 vs. Arkansas State
Season: 125.0, Matt Hall, 2015
Career: 365.0, Brad Ziegler, 2000-03

Consecutive Scoreless Innings Pitched

Season: 38.1, Nick Petree, 4/6/12 to 5/17/12
Career: 38.1, Nick Petree, 4/6/12 to 5/17/12

Hits Allowed

Game: 16, Tom Fulkerson, 3/19/85 vs. UTA
Season: 115, Brad Ziegler, 2003
Career: 371, Brad Ziegler, 2000-03

Fewest Hits Allowed

Game: 0, Steve Dunn, 4/12/79 vs. Evangel (5 inn.); Scott Buchheit-Darrell Maus-Matt Brewer-Terry Menown, 3/14/89 vs. Lincoln; Mike Whitley, 5/2/94 vs. SE Missouri (7 inn.)

Runs Allowed

Game: 13, Rand Chappell, 3/20/84 vs. Southern; Scott Prince, 3/11/85 vs. Indiana State
Season: 71, Jim Gibbs, 1987; Jarrod Mays, 1996
Career: 207, John Hardin, 1996-00

Earned Runs Allowed

Game: 12, Mike Hill, 4/18/75 vs. Central Missouri; Scott Prince, 3/11/85 vs. Indiana State
Season: 63, Scott Geitz, 1998
Career: 169, John Hardin, 1996-00

Walks Allowed

Game: 10, Stean Thornton, 5/2/76 vs. UMSL
Season: 75, Dirk Lindauer, 1991
Career: 206, Mike Whitley, 1992-95

Strikeouts

Game: 17, Charles Burt, 5/16/69 vs. Northwest Missouri State; Gary Wilson, 3/23/67 vs. Oklahoma Christian
Season: 171, Matt Hall, 2015
Career: 330, Brad Ziegler, 2000-03

Earned Run Average

Season: 0.59, Dick Jones, 1971
Career: 1.55, Dick Jones, 1969-72

Wins

Season: 12, Matt Hall, 2015; Brad Ziegler, 2003
Career: 32, Brad Ziegler, 2000-03

Losses

Season: 9, Brett Sinkbeil, 2005; Pat Doyle, 2010; Mike Kickham, 2010
Career: 16, Gary Wilson, 1964-67; Dustin Tignor, 1996-00; Pat Doyle, 2007-10

Winning Percentage

Season (6 or more wins): 1.000, Sam Perez, 2016; Bryan Young, 2015; Ken Watkins, 1969; Jody Payne, 1978; Kirby Cannon, 1980; Dan Harwell, 1983; Tim Clubb, 2008
Career: .909, Sam Perez, 2013-16; Greg Reed, 1987-88

Shutouts

Season: 3, Ken Watkins, 1969; Steve Dunn, 1979; Greg Reed, 1988; Craig Sands, 1990; Paul Marsala, 2004
Career: 4, Ken Watkins, 1967-70

Saves

Season: 16, Bryan Young, 2015
Career: 35, Bryan Young, 2014-17

Team Batting

Games Played

Season: 66, 2003

At-Bats

Game: 64, 5/1/88 vs. ORU
Season: 2,260, 2002

Runs

Game: 37, 3/7/88 vs. Benedictine
Season: 607, 1999

Hits

Game: 34, 3/7/88 vs. Benedictine; 3/21/89 vs. UMBC
Season: 720, 2002

Doubles

Game: 10, 3/11/95 vs. Truman
Season: 149, 2002

Triples

Game: 6, 4/8/66 vs. Missouri S&T
Season: 36, 2001

Home Runs

Game: 12, 4/20/99 vs. Pittsburg State
Season: 144, 1999

Runs Batted-In

Game: 36, 3/7/88 vs. Benedictine
Season: 561, 1999

Batting Average

Season: .373, 1981

Total Bases

Game: 72, 4/20/99 vs. Pittsburg State
Season: 1,275, 1999

Extra-Base Hits

Game: 19, 4/20/99 vs. Pittsburg State
Season: 270, 1999

Slugging Average

Season: .626, 1999

Game-Winning RBI

Season: 45, 1986

Hit By Pitch

Game: 9, 2/22/08 vs. DBU; 5/11/08 vs. Middle Tennessee
Season: 80, 2004

Walks

Game: 18, 4/5/16 vs. Saint Louis
Season: 351, 2017

Strikeouts

Game: 26, 2/26/10 at UTA
Season: 516, 2017

Fewest Strikeouts

Season: 116, 1981

Sacrifice Hits

Game: 6, 4/25/81 vs. UMSL
Season: 54, 2015

Sacrifice Flies

Game: 5, 5/19/02 vs. Indiana State; 4/3/07 vs. SEMO
Season: 44, 2002

Stolen Bases

Game: 10, 3/18/85 vs. North Texas; 4/15/86 vs. Evangel
Season: 118, 1986

Team Fielding

Putouts

Game: 48, 5/1/88 vs. ORU; 4/6/04 vs. Arkansas
Season: 1,703, 2003

Assists

Game: 25, 5/1/88 vs. ORU
Season: 686, 1997

Errors

Game: 11, 3/14/64 vs. Arkansas State
Season: 134, 1984

Fewest Errors

Season: 37, 1968

Total Chances

Game: 74, 5/1/88 vs. ORU
Season: 2,456, 2002

Double Plays

Game: 5, 3/15/85 vs. Missouri Western
Season: 66, 1986

Fielding Average

Season: .976, 2015

Team Pitching

Complete Games

Season: 34, 1986

Innings Pitched

Game: 16, 5/1/88 vs. ORU; 4/6/04 vs. Arkansas
Season: 567.2, 2003

Walks

Game: 17, 5/25/97 vs. Rice
Season: 317, 1992

Strikeouts

Game: 19, 3/23/67 vs. Oklahoma Christian
Season: 560, 2017

Shutouts

Season: 11, 2012

Saves

Season: 18, 2015 and 2011

Earned Run Average

Season: 2.57, 2012

MISSOURI STATE BASEBALL

Games 19-21 | MISSOURI STATE BEARS (5-13) at No. 28 UC SANTA BARBARA GAUCHOS (14-3) | March 22-24, 2019 | Santa Barbara, Calif. | Caesar Uyeska Stadium (1,000) | KBFL 1060 AM/96.9 FM

MISSOURI STATE SINGLE-SEASON RECORDS

Hitting			Pitching			Fielding			
Games			Games			Games Started			
Dant'e Brinkley (03)	66	Dant'e Brinkley (03)	278	Matt Cepicky (99)	90	Jake Fromson (17)	37	Doug Still (17)	17
Brooks Colvin (03)	66	Brooks Colvin (03)	267	Matt Gardner (99)	82	Sam Perez (16)	36	Matt Hall (15)	17
Shaun Marcum (03)	66	Matt Gardner (02)	256	Micah Holst (99)	75	Connor Sechler (18)	32	Cody Schumacher (12)	17
Adam Pummill (03)	66	Greg Mathis (02)	251	Jason Hart (98)	71	Zach Merciez (15)	31	Dylan Coleman (18)	16
Rick Wilson (03)	66	Dave Slemmer (95)	251	Jake Burger (17)	69	Bryan Young (15)	30	Dylan Coleman (17)	16
Greg Mathis (03)	65	Matt Gardner (01)	250	Bill Mueller (91)	69	Sam Perez (15)	27	Jordan Knutson (16)	16
Tony Piazza (03)	64	Dant'e Brinkley (02)	249	Dant'e Brinkley (03)	68	Tyler Burgess (12)-Young (15)	26	Nick Petree (12)	16
Matt Gardner (02)	64	Joey Hawkins (15)	248	Ryan Howard (99)	68	Scott Geitz (95)	26	Chad Mulholland (03)	16
Greg Mathis (02)	64	Helms (12)-Voit (12)	248	Jeremy Eierman (17)	67	Five tied with	25	Brad Ziegler (03)	16
Tony Piazza (02)	64	Mathis (03)-Medrano (12)	248	Steve Meyer (86)	67	Nine tied with	15	Nine tied with	15
Hits			Doubles			Innings Pitched			
Dant'e Brinkley (03)	96	Bill Mueller (91)	76	Steve Meyer (86)	26	Matt Hall (15)	10	Matt Hall (15)	125.0
Steve Hacker (95)	96	Ben Woodbury (08)	71	Spiker Helms (12)	23	Chad Mulholland (03)	8	Chad Mulholland (03)	119.2
Dave Slemmer (95)	96	Dant'e Brinkley (03)	67	Brandon Jackson (98)	23	Kirby Cannon (79)	8	Nick Petree (12)	115.1
Micah Holst (99)	94	Micah Holst (99)	63	Jake Burger (15)	22	Dick Jones (71)	8	Derek Drage (04)	112.1
Ben Woodbury (08)	92	Kevin Medrano (12)	62	Matt Gardner (02)	22	Mark Lopinet (70)	8	Brad Ziegler (03)	106.2
Matt Cepicky (99)	92	Kevin Medrano (10)	62	Chad Lakin (92)	22	Ken Watkins (69)	8	Tim Clubb (08)	103.2
Jason Hart (98)	92	Adam Pummill (03)	62	Lakin (93)-Drake (08)	21	Jim Gibbs (86, 87)	7	Doug Still (17)	103.0
Jason Hart (97)	91	Brooks Colvin (03)	61	Johnson (88)-Brewer (91)	21	Tom Fulkerson (84)	7	Jon Harris (15)	103.0
Brandon Jackson (98)	89	Matt Gardner (99)	60	Howard Bell (86)	21	Rick Brandell (82)	7	Dylan Coleman (18)	102.2
Kevin Medrano (10)	86	Six players tied with	59	Kneeshaw (95)-Mantle (08)	20	Newell (66)-Watkins (70)	7	Brian Wisser (86)	102.2
Mueller (91)-Brinkley (02)	86			Mahaffey (87)-Hart (96)	20				
Home Runs			Runs Batted-In			Runs Allowed			
Dant'e Brinkley (01)	12	Steve Hacker (95)	37	Matt Cepicky (99)	100	Brad Ziegler (03)	115	Jarrold Mays (96)	71
Aaron Conway (09)	8	Matt Cepicky (99)	30	Steve Hacker (95)	95	Jarrold Mays (96)	113	Jim Gibbs (87)	71
Evan Pratte (90)	8	Jason Hart (98)	28	Jason Hart (98)	91	Pat Doyle (10)	112	Tim Clubb (09)	70
Mark Garrett (81)	8	Jon Hale (99)	25	Steve Meyer (86)	83	Derek Drage (04)	107	Scott Geitz (98)	70
Bobby Naron (80)	8	Spencer Johnson (16)	24	Matt Brewer (91)	75	Paul Crain (91)	107	Pat Doyle (10)	66
Hunter Steinmetz (16)	7	Jeremy Eierman (17)	23	Jake Burger (16)	72	Brian Wisser (86)	104	Mike Kickham (10)	66
Greg Mathis (01)	7	Nick Kays (99)	23	Spencer Johnson (16)	70	Mike Kickham (10)	101	Bryan Buschhorn (97)	64
Brad Kennedy (96)	7	Jake Burger (17)	22	Brian Mahaffey (88)	69	Chad Mulholland (03)	101	Mike Whitley (93)	64
Greg Brewer (86)	7	Jake Burger (16)	21	Jeremy Eierman (17)	68	Blake Barber (11)	100	Brett Sinkbeil (05)	63
J.D. Warner (83)	7	Brian Mahaffey (88)	21	Jon Hale (99)	68	Jim Gibbs (87)	100	Brad Ziegler (03)	60
Tripled			On-Base Percentage			Runs Allowed			
Dant'e Brinkley (01)	12	Steve Hacker (95)	37	Matt Cepicky (99)	100	Brad Ziegler (03)	115	Jarrold Mays (96)	71
Aaron Conway (09)	8	Matt Cepicky (99)	30	Steve Hacker (95)	95	Jarrold Mays (96)	113	Jim Gibbs (87)	71
Evan Pratte (90)	8	Jason Hart (98)	28	Jason Hart (98)	91	Pat Doyle (10)	112	Tim Clubb (09)	70
Mark Garrett (81)	8	Jon Hale (99)	25	Steve Meyer (86)	83	Derek Drage (04)	107	Scott Geitz (98)	70
Bobby Naron (80)	8	Spencer Johnson (16)	24	Matt Brewer (91)	75	Paul Crain (91)	107	Pat Doyle (10)	66
Hunter Steinmetz (16)	7	Jeremy Eierman (17)	23	Jake Burger (16)	72	Brian Wisser (86)	104	Mike Kickham (10)	66
Greg Mathis (01)	7	Nick Kays (99)	23	Spencer Johnson (16)	70	Mike Kickham (10)	101	Bryan Buschhorn (97)	64
Brad Kennedy (96)	7	Jake Burger (17)	22	Brian Mahaffey (88)	69	Chad Mulholland (03)	101	Mike Whitley (93)	64
Greg Brewer (86)	7	Jake Burger (16)	21	Jeremy Eierman (17)	68	Blake Barber (11)	100	Brett Sinkbeil (05)	63
J.D. Warner (83)	7	Brian Mahaffey (88)	21	Jon Hale (99)	68	Jim Gibbs (87)	100	Brad Ziegler (03)	60
Game-Winning RBI			Slugging Average			Runs Allowed			
Steve Hacker (95)	13	J. D. Warner (83)	442	Danny Iseminger (83)	563	Scott Geitz (98)	63	Dick Jones (71)	0.59
Steve Meyer (86)	13	Bob Blakley (74)	440	Jim Nichols (65)	561	Jarrold Mays (96)	60	Nick Petree (12)	1.01
Chris Playter (09)	11	Jim Nichols (65)	438	Rich Clarkston (85)	535	Mike Whitley (93)	58	Ken Watkins (69)	1.60
Jake Burger (17)	10	Terry Repp (81)	432	Doug Bagby (83)	509	Mike Kickham (10)	56	Craig Sands (90)	1.60
Matt Brewer (89, 91)	10	Rick Clarkston (85)	427	Cal Armstrong (73)	506	Bryan Buschhorn (97)	54	Nick Petree (13)	1.61
Bax (84)-Bailey (82)	10	Jason Hart (98)	416	Mark Garrett (81)	503	Dylan Coleman (17)	53	David Oatman (74)	1.69
Brian Mahaffey (87)	9	Steve Meyer (86)	416	Matt Cepicky (99)	500	Jim Gibbs (87)	51	Wes Rhea (64)	1.70
Brent Seifert (12)-Matheny (15)	8	Mark Garrett (81)	416	John Knott (92)	500	Tim Clubb (09)	50	Jan Schmidt (72)	1.80
Pratte (91)-Cepicky (99)	8	Brayden Drake (09)	414	Keith Champion (81)	495	Brad Ziegler (03)	50	Dale Bowling (89)	1.88
Dave (81)-Bartlett (90)	8	Matt Cepicky (99)	414	Rick Clarkston (84)	493	Paul Crain (91)	48	Mike Hill (76)	1.97
Extra-Base Hits			Slugging Average			Runs Allowed			
Steve Hacker (95)	55	Steve Hacker (95)	225	Steve Hacker (95)	957	Scott Geitz (98)	63	Dick Jones (71)	0.59
Steve Meyer (86)	48	Matt Cepicky (99)	193	Mark Mennemeier (77)	896	Jarrold Mays (96)	60	Nick Petree (12)	1.01
Jason Hart (98)	43	Jason Hart (98)	191	Matt Cepicky (99)	869	Mike Whitley (93)	58	Ken Watkins (69)	1.60
Spencer Johnson (16)	41	Steve Meyer (86)	173	Jason Hart (98)	864	Mike Kickham (10)	56	Craig Sands (90)	1.60
Matt Cepicky (99)	40	Jason Hart (97)	168	Steve Meyer (86)	859	Bryan Buschhorn (97)	54	Nick Petree (13)	1.61
Jeremy Eierman (17)	39	Dave Slemmer (95)	165	Bob Blakley (74)	820	Dylan Coleman (17)	53	David Oatman (74)	1.69
Lance Burkhardt (96)	38	Jeremy Eierman (17)	164	Jon Hale (99)	779	Jim Gibbs (87)	51	Wes Rhea (64)	1.70
Matt Cepicky (98)	37	Jake Burger (16)	162	Ken Brown (66)	760	Tim Clubb (09)	50	Jan Schmidt (72)	1.80
Jason Hart (97)	37	Jake Burger (17)	160	Jim Nichols (65)	750	Brad Ziegler (03)	50	Dale Bowling (89)	1.88
Dave Slemmer (95)	37	Hale (99)-Cepicky (98)	159	Matt Cepicky (98)	729	Paul Crain (91)	48	Mike Hill (76)	1.97
Walks			Slugging Average			Runs Allowed			
Dylan Becker (15)	55	Steve Hacker (95)	225	Steve Hacker (95)	957	Scott Geitz (98)	63	Dick Jones (71)	0.59
Bill Mueller (91)	52	Matt Cepicky (99)	193	Mark Mennemeier (77)	896	Jarrold Mays (96)	60	Nick Petree (12)	1.01
Spencer Johnson (16)	46	Jason Hart (98)	191	Matt Cepicky (99)	869	Mike Whitley (93)	58	Ken Watkins (69)	1.60
Spencer Johnson (15)	46	Steve Meyer (86)	173	Jason Hart (98)	864	Mike Kickham (10)	56	Craig Sands (90)	1.60
John Privitera (18)	45	Jason Hart (97)	168	Steve Meyer (86)	859	Bryan Buschhorn (97)	54	Nick Petree (13)	1.61
Spiker Helms (12)	44	Dave Slemmer (95)	165	Bob Blakley (74)	820	Dylan Coleman (17)	53	David Oatman (74)	1.69
Brad Kennedy (95)	44	Jeremy Eierman (17)	164	Jon Hale (99)	779	Jim Gibbs (87)	51	Wes Rhea (64)	1.70
Burger (17)-Paulsen (15)	43	Jake Burger (16)	162	Ken Brown (66)	760	Tim Clubb (09)	50	Jan Schmidt (72)	1.80
Helms (11)-Keane (08)	42	Jake Burger (17)	160	Jim Nichols (65)	750	Brad Ziegler (03)	50	Dale Bowling (89)	1.88
Fister (90)-Guttin (76)	42	Hale (99)-Cepicky (98)	159	Matt Cepicky (98)	729	Paul Crain (91)	48	Mike Hill (76)	1.97
Stolen Bases			Slugging Average			Runs Allowed			
Greg Brewer (86)	30	Steve Hacker (95)	225	Steve Hacker (95)	957	Scott Geitz (98)	63	Dick Jones (71)	0.59
Mike Ruble (88)	29	Matt Cepicky (99)	193	Mark Mennemeier (77)	896	Jarrold Mays (96)	60	Nick Petree (12)	1.01
Dant'e Brinkley (02)	25	Jason Hart (98)	191	Matt Cepicky (99)	869	Mike Whitley (93)	58	Ken Watkins (69)	1.60
John Wahlig (87)	25	Steve Meyer (86)	173	Jason Hart (98)	864	Mike Kickham (10)	56	Craig Sands (90)	1.60
Aaron Conway (10)	24	Jason Hart (97)	168	Steve Meyer (86)	859	Bryan Buschhorn (97)	54	Nick Petree (13)	1.61
Dant'e Brinkley (03)	24	Dave Slemmer (95)	165	Bob Blakley (74)	820	Dylan Coleman (17)	53	David Oatman (74)	1.69
Bill Mueller (92)	23	Jeremy Eierman (17)	164	Jon Hale (99)	779	Jim Gibbs (87)	51	Wes Rhea (64)	1.70
Larry Doss (86)	22	Jake Burger (16)	162	Ken Brown (66)	760	Tim Clubb (09)	50	Jan Schmidt (72)	1.80
Jeremy Eierman (18)	20	Jake Burger (17)	160	Jim Nichols (65)	750	Brad Ziegler (03)	50	Dale Bowling (89)	1.88
Matt Lawson (06)	20	Hale (99)-Cepicky (98)	159	Matt Cepicky (98)	729	Paul Crain (91)	48	Mike Hill (76)	1.97
Bill Goedde (86)	20								
Sacrifice Hits			Slugging Average			Runs Allowed			
Greg Brewer (86)	30	Steve Hacker (95)	225	Steve Hacker (95)	957	Scott Geitz (98)	63	Dick Jones (71)	0.59
Mike Ruble (88)	29	Matt Cepicky (99)	193	Mark Mennemeier (77)	896	Jarrold Mays (96)	60	Nick Petree (12)	1.01
Dant'e Brinkley (02)	25	Jason Hart (98)	191	Matt Cepicky (99)	869	Mike Whitley (93)	58	Ken Watkins (69)	1.60
John Wahlig (87)	25	Steve Meyer (86)	173	Jason Hart (98)	864	Mike Kickham (10)	56	Craig Sands (90)	1.60
Aaron Conway (10)	24	Jason Hart (97)	168	Steve Meyer (86)	859	Bryan Buschhorn (97)	54	Nick Petree (13)	1.61
Dant'e Brinkley (03)	24	Dave Slemmer (95)	165	Bob Blakley (74)	820	Dylan Coleman (17)	53	David Oatman (74)	1.69
Bill Mueller (92)	23	Jeremy Eierman (17)	164	Jon Hale (99)	779	Jim Gibbs (87)	51	Wes Rhea (64)	1.70
Larry Doss (86)	22	Jake Burger (16)	162	Ken Brown (66)	760	Tim Clubb (09)	50	Jan Schmidt (72)	1.80
Jeremy Eierman (18)	20	Jake Burger (17)	160	Jim Nichols (65)	750	Brad Ziegler (03)	50	Dale Bowling (89)	1.88
Matt Lawson (06)	20	Hale (99)-Cepicky (98)	159	Matt Cepicky (98)	729	Paul Crain (91)	48	Mike Hill (76)	1.97
Bill Goedde (86)	20								
Sacrifice Flies			Slugging Average			Runs Allowed			
Greg Brewer (86)	30	Steve Hacker (95)	225	Steve Hacker (95)	957	Scott Geitz (98)	63	Dick Jones (71)	0.59
Mike Ruble (88)	29	Matt Cepicky (99)	193	Mark Mennemeier (77)	896	Jarrold Mays (96)	60	Nick Petree (12)	1.01
Dant'e Brinkley (02)	25	Jason Hart (98)	191	Matt Cepicky (99)	869	Mike Whitley (93)	58	Ken Watkins (69)	1.60
John Wahlig (87)	25	Steve Meyer (86)	173	Jason Hart (98)	864	Mike Kickham (10)	56	Craig Sands (90)	1.60
Aaron Conway (10)	24	Jason Hart (97)	168	Steve Meyer (86)	859	Bryan Buschhorn (97)	54	Nick Petree (13)	1.61
Dant'e Brinkley (03)	24	Dave Slemmer (95)	165	Bob Blakley (74)	820	Dylan Coleman (17)	53	David Oatman (74)	1.69
Bill Mueller (92)	23	Jeremy Eierman (17)	164	Jon Hale (99)	779	Jim Gibbs (87)	51	Wes Rhea (64)	1.70
Larry Doss (86)	22	Jake Burger (16)	162	Ken Brown (66)	760	Tim Clubb (09)	50	Jan Schmidt (72)	1.80
Jeremy Eierman (18)	20	Jake Burger (17)	160	Jim Nichols (65)	750	Brad Ziegler (03)	50	Dale Bowling (89)	1.88
Matt Lawson (06)	20	Hale (99)-Cepicky (98)	159	Matt Cepicky (98)	729	Paul Crain (91)	48	Mike Hill (76)	1.97
Bill Goedde (86)	20								
Fielding			Slugging Average			Runs Allowed			
Justin Paulsen (15)	545	Steve Hacker (95)	225	Steve Hacker (95)	957	Scott Geitz (98)	63	Dick Jones (71)	0.59
Jason Hart (97)	543	Matt Cepicky (99)	193	Mark Mennemeier (77)	896	Jarrold Mays (96)	60	Nick Petree (12)	1.01
Justin Paulsen (17)	536	Jason Hart (98)	191	Matt Cepicky (99)	869	Mike Whitley (93)	58	Ken Watkins (69)	1.60
Jason Hart (96)	531	Steve Meyer (86)	173	Jason Hart (98)	864	Mike Kickham (10)	56	Craig Sands (90)	1.60
Justin Paulsen (16)	507	Jason Hart (97)	168	Steve Meyer (86)	859	Bryan Buschhorn (97)	54	Nick Petree (13)	1.61
Ryan Howard (00)	504	Dave Slemmer (95)	165	Bob Blakley (74)	820	Dylan Coleman (17)	53	David Oatman (74)	1.69
Tim Rafferty (06)	503	Jeremy Eierman (17)	164	Jon Hale (99)	779	Jim Gibbs (87)	51		

MISSOURI STATE BASEBALL

Games 19-21 | MISSOURI STATE BEARS (5-13) at No. 28 UC SANTA BARBARA GAUCHOS (14-3) | March 22-24, 2019 | Santa Barbara, Calif. | Caesar Uyeska Stadium (1,000) | KBFL 1060 AM/96.9 FM

MISSOURI STATE CAREER RECORDS

Hitting

Games	At Bats	Runs	Games	At Bats	Runs
Matt Gardner (99-02)	236	Matt Gardner (99-02)	972	Matt Gardner (99-02)	243
Greg Mathis (00-03)	232	Kevin Medrano (09-12)	895	Bill Mueller (90-93)	234
Chris Curry (95-98)	227	Greg Mathis (00-03)	873	Micah Holst (96-99)	217
Brooks Colvin (01-04)	224	Micah Holst (96-99)	865	Dant'e Brinkley (00-03)	188
Micah Holst (96-99)	223	Chris Curry (95-98)	843	Chris Curry (95-98)	188
Evan Pratte (88-91)	220	Brayden Drake (06-09)	817	Jason Hart (96-98)	183
Kevin Medrano (09-12)	217	Dant'e Brinkley (00-03)	813	Mark Garrett (79-82)	180
Dylan Becker (12-15)	216	Brooks Colvin (01-04)	806	Evan Pratte (88-91)	176
Bill Mueller (90-93)	216	Luke Voit (10-13)	776	Kevin Medrano (09-12)	170
Dant'e Brinkley (00-03)	215	Evan Pratte (88-91)	773	Matt Cepicky (97-99)	170
Hits	Singles	Doubles	Hits	Singles	Doubles
Matt Gardner (99-02)	316	Kevin Medrano (09-12)	241	Brad Ziegler (00-03)	67
Kevin Medrano (09-12)	310	Bill Mueller (90-93)	222	Nick Petree (11-13)	62
Bill Mueller (90-93)	289	Matt Gardner (99-02)	213	Chad Lakin (90-93)	59
Micah Holst (96-99)	284	Micah Holst (96-99)	200	Chris Curry (95-98)	57
Dant'e Brinkley (00-03)	279	Dant'e Brinkley (00-03)	190	Kevin Medrano (09-12)	54
Brayden Drake (06-09)	268	Evan Pratte (88-91)	190	Dant'e Brinkley (00-03)	54
Chris Curry (95-98)	266	Brooks Colvin (01-04)	188	John Hardin (96-00)	52
Jason Hart (96-98)	263	Greg Mathis (00-03)	179	Steve Hacker (93-95)	50
Greg Mathis (00-03)	262	Chris Curry (95-98)	168	Spencer Johnson (13-16)	49
Evan Pratte (88-91)	259	Brayden Drake (06-09)	167	Brian Mahaffey (85-88)	49
Triples	Home Runs	Runs Batted-In	Triples	Home Runs	Runs Batted-In
Mark Garrett (79-82)	20	Jason Hart (96-98)	63	Jason Hart (96-98)	203
Dant'e Brinkley (00-03)	19	Nick Kays (97-00)	60	Nick Kays (97-00)	192
Aaron Conway (08-11)	16	Steve Hacker (93-95)	59	Steve Hacker (93-95)	184
Evan Pratte (88-91)	15	Matt Cepicky (97-99)	51	Ryan Howard (99-01)	183
Greg Mathis (00-03)	13	Ryan Howard (99-01)	50	Matt Cepicky (97-99)	183
Micah Holst (96-99)	13	Jake Burger (15-17)	47	Matt Gardner (99-02)	182
Jeremy Isenhower (01-02)	12	Jeremy Eierman (16-18)	42	Jake Burger (15-17)	179
Bill Mueller (90-93)	12	Brian Mahaffey (85-88)	42	Brayden Drake (06-09)	176
J.D. Warner (82-83)	12	Ben Carlson (07-09)	38	Micah Holst (96-99)	175
Blakley (74-77)-Snider (76-79)	12	Chris Curry (95-98)	37	Brian Mahaffey (85-88)	175
Game-Winning RBI	Batting Average	On-Base Percentage	Game-Winning RBI	Batting Average	On-Base Percentage
Steve Hacker (93-95)	23	J.D. Warner (82-83)	426	Rick Clarkston (83-84)	493
Matt Brewer (89-91)	22	Danny Iseminger (83-84)	406	Danny Iseminger (83-84)	492
Matt Gardner (99-02)	19	Rick Clarkston (84-85)	405	Jeff Kaiser (87-88)	489
Luke Voit (10-13)	18	Jeff Kaiser (87-88)	402	Kory Fister (89-90)	483
Matt Cepicky (97-99)	18	Rick Hardesty (82-83)	384	Bill Mueller (90-93)	481
Evan Pratte (88-91)	18	Larry Doss (86-87)	380	J.D. Warner (82-83)	469
Jake Burger (15-17)	17	Matt Cepicky (97-99)	378	Dave Herbert (80-83)	467
Chris Playter (05-09)	17	Jason Hart (96-98)	377	Larry Goessling (77-78)	466
Jason Hart (96-98)	17	Larry Goessling (77-78)	377	Doug Bagby (72-73)	462
Brian Mahaffey (85-88)	17	Bill Mueller (90-93)	376	Terry Burke (79-80)	460
Extra-Base Hits	Total Bases	Slugging Average	Extra-Base Hits	Total Bases	Slugging Average
Jason Hart (96-98)	116	Jason Hart (96-98)	506	Jason Hart (96-98)	.725
Steve Hacker (93-95)	110	Matt Gardner (99-02)	496	Steve Hacker (93-95)	.708
Matt Gardner (99-02)	103	Steve Hacker (93-95)	466	Matt Cepicky (97-99)	.706
Nick Kays (97-00)	102	Nick Kays (97-00)	460	Brian Mahaffey (85-87)	.688
Brayden Drake (06-09)	101	Micah Holst (96-99)	447	Ryan Howard (99-01)	.662
Jake Burger (15-17)	100	Matt Cepicky (97-99)	444	Mark Menneisier (77-78)	.662
Chris Curry (95-98)	98	Chris Curry (95-98)	442	Larry Goessling (77-78)	.660
Matt Cepicky (97-99)	97	Jake Burger (15-17)	440	Lance Burthart (96-97)	.655
Jeremy Eierman (16-18)	95	Brayden Drake (06-09)	431	Bob Blakley (74-77)	.653
Brian Mahaffey (85-88)	95	Dant'e Brinkley (00-03)	419	Brad Kennedy (95-96)	.647
Walks	Strikeouts	Hit By Pitch	Walks	Strikeouts	Hit By Pitch
Bill Mueller (90-93)	154	Nick Kays (97-00)	207	Ben Carlson (07-09)	41
Spencer Johnson (13-16)	133	Spencer Johnson (13-16)	179	Matt Gardner (99-02)	33
Eric Cheray (12-15)	129	Ryan Howard (99-01)	176	Micah Holst (96-99)	33
Dylan Becker (12-15)	124	Greg Mathis (00-03)	176	Aaron Conway (08-11)	31
Justin Paulsen (15-17)	118	Jeremy Eierman (16-18)	175	Jeremy Isenhower (01-02)	30
Travis McComack (09-13)	116	Dant'e Brinkley (00-03)	172	Tate Matheny (13-15)	29
Hunter Steinmetz (16-18)	115	Matt Gardner (99-02)	156	Brayden Drake (06-09)	28
J.J. Scerba (92-96)	104	Aaron Conway (08-11)	150	Matt Brown (17-18)	25
Nolan Keane (05-08)	102	Jeff Sauer (92-95)	145	Burger (15-17)-Kneeshaw (92-96)	24
Chris Curry (95-98)	98	Travis McComack (09-13)	142	J.J. Scerba (92-96)	24
Stolen Bases	Sacrifice Hits	Sacrifice Flies	Stolen Bases	Sacrifice Hits	Sacrifice Flies
Dant'e Brinkley (00-03)	69	Joey Hawkins (12-15)	62	Brooks Colvin (01-04)	17
Aaron Conway (08-11)	69	Kevin Medrano (09-12)	28	Greg Reed (87-88)	16
Bill Mueller (90-93)	65	Eric Cheray (12-15)	25	Justin Paulsen (15-17)	15
Mark Garrett (79-82)	54	Travis McComack (09-13)	20	Evan Pratte (88-91)	14
Micah Holst (96-99)	52	Brooks Colvin (01-04)	20	Luke Voit (10-13)	13
Mike Ruble (84-88)	52	Dan Kneeshaw (92-96)	19	Dant'e Brinkley (00-03)	13
Bobby Narron (77-80)	49	Bill Mueller (90-93)	18	Brent Bartlett (89-90)	13
Jeremy Eierman (16-18)	44	Evan Pratte (88-91)	18	Matt Gardner (99-02)	12
Jeff Sauer (92-94)	44	Aaron Conway (08-11)	17	John Knott (92)	12
Greg Mathis (00-03)	43	Mike Royle (77-80)	17		

Statistical Minimums: Batting Average, Slugging Average and On Base Percentage based on minimum of 150 at bats in career; Fielding Average based on minimum of 150 total chances; Earned Run Average based on a minimum of 75.0 IP; Winning Percentage based on a minimum of 10 victories.

Pitching

Games	Games Started	Games	Games Started
Bryan Young (14-17)	88	Brad Ziegler (00-03)	49
Scott Geitz (95-98)	87	Jordan Knutson (14-17)	46
Zach Merciez (12-15)	84	John Hardin (96-00)	46
Grant Gordon (10-13)	82	Dylan Coleman (16-18)	46
Sam Perez (13-16)	80	Aaron Meade (08-10)	41
Jake Frowning (85-89)	79	Nick Petree (11-13)	41
Pat Doyle (07-10)	73	Brett Sinkbeil (04-06)	40
Chris Krawczyk (03-06)	70	Jon Harris (13-15)	39
Jordan Knutson (14-17)	68	Jeff Gray (01-04)	39
Brad Ziegler (00-03)	66	Kirby Cannon (77-80)	39
Complete Games	Innings Pitched	Complete Games	Innings Pitched
Brad Ziegler (00-03)	18	Brad Ziegler (00-03)	365.0
Ken Watkins (67-70)	18	Nick Petree (11-13)	311.2
Kirby Cannon (77-80)	16	Jordan Knutson (14-17)	281.0
Dale Frowning (85-89)	15	Jeff Gray (01-04)	279.2
Wade Palmer (73-76)	15	Tim Clubb (07-09)	278.0
Gary Wilson (64-67)	15	Dylan Coleman (16-18)	274.1
Jim Gibbs (85-87)	14	John Hardin (96-00)	266.0
Mark Lopinot (70-71)	14	Jon Harris (13-15)	259.1
Dick Jones (69-72)	14	Scott Geitz (95-98)	258.2
Wisser (85-86)-Crain (89-91)	13	Matt Hall (13-15)	244.0
Hits Allowed	Runs Allowed	Hits Allowed	Runs Allowed
Brad Ziegler (00-03)	371	John Hardin (96-00)	207
Jeff Gray (01-04)	297	Brad Ziegler (00-03)	205
Jordan Knutson (14-17)	289	Bryan Buschhorn (96-99)	184
Scott Geitz (95-98)	281	Scott Geitz (95-98)	183
Tim Clubb (07-09)	277	Jeff Gray (01-04)	175
John Hardin (96-00)	276	Pat Doyle (07-10)	157
Jarrod Mays (94-96)	266	Ben Walker (94-98)	154
Mike Whitley (96-99)	259	Mike Whitley (92-95)	154
Nick Petree (11-13)	250	Jordan Knutson (14-17)	153
Pat Doyle (07-10)	243	Tim Clubb (07-09)	150
Earned Runs Allowed	Earned Run Average	Earned Runs Allowed	Earned Run Average
John Hardin (96-00)	169	Dick Jones (69-72)	1.55
Bryan Buschhorn (96-99)	154	Bryan Young (14-17)	1.69
Scott Geitz (95-98)	148	Nick Petree (11-13)	1.76
Brad Ziegler (00-03)	147	David Oatman (72-74)	1.91
Dylan Coleman (16-18)	136	Mike Hill (75-76)	2.49
Jordan Knutson (14-17)	136	John Rheinecker (00-01)	2.50
Jeff Gray (01-04)	133	Ken Watkins (67-70)	2.51
Mike Whitley (92-95)	128	Tyler Burgess (12-14)	2.65
Dustin Tignor (96-00)	122	Matt Hall (13-15)	2.66
Jarrod Mays (94-96)	121	Doug Still (17)	2.88
Walks	Strikeouts	Walks	Strikeouts
Mike Whitley (92-95)	206	Brad Ziegler (00-03)	330
John Hardin (96-00)	191	Dylan Coleman (16-18)	317
Dylan Coleman (16-18)	158	Nick Petree (11-13)	306
Dave Dickensheet (79-82)	139	Matt Hall (13-15)	275
Steve Anderson (78-81)	128	Brett Sinkbeil (04-06)	256
Scott Geitz (95-98)	125	Jordan Knutson (14-17)	247
Bryan Buschhorn (96-99)	121	Jarrod Mays (94-96)	247
Darren Garrison (86-89)	119	Ross Detwiler (05-07)	244
Kirby Cannon (77-80)	115	Jon Harris (13-15)	243
Dirk Lindauer (90-91)	113	Pierce Johnson (10-12)	227
Victories	Losses	Victories	Losses
Brad Ziegler (00-03)	32	Pat Doyle (07-10)	16
Nick Petree (11-13)	27	Dustin Tignor (96-00)	16
Kirby Cannon (77-80)	25	Gary Wilson (64-67)	16
Dylan Coleman (16-18)	24	Grant Gordon (10-13)	14
Gray (01-04)-Dickensheet (79-82)	23	Brett Sinkbeil (04-06)	14
Knutson (14-17)-Clubb (07-09)	21	Brad Ziegler (00-03)	13
Geitz (95-98)-Watkins (67-70)	21	John Hardin (96-00)	14
Sam Perez (13-16)	20	Pierce Johnson (10-12)	13
Garrison (86-89)-Mays (94-96)	20	Jeff Gray (01-04)	13
Palmer (73-76)-Anderson (78-81)	20	Whitley (92-95)-Mays (94-96)	13
Winning Percentage	Shutouts	Winning Percentage	Shutouts
Sam Perez (13-16)	.909	Ken Watkins (67-70)	5
Greg Reed (87-88)	.909	Brett Sinkbeil (04-06)	3
Darren Garrison (86-88)	.870	Brad Ziegler (00-03)	3
Mike Hill (75-76)	.846	Paul Marsala (03-04)	3
Kyle Watkins (67-70)	.840	Craig Sands (90-91)	3
Paul Crain (89-90)	.813	John Rheinecker (00-01)	3
Greg Reed (87-88)	.794	Grant Gordon (10-13)	3
Cody Schumacher (12-14)	.789	Dave Dickensheet (79-82)	3
Kirby Cannon (77-80)	.781	Dunn (77-79)-Palmer (73-76)	3
Scott Geitz (95-98)	.778	Hill (75-76)-Lopinot (70-71)	3
Anderson (78-81)-Prince (82-85)	.769	Jones (69-72)-Wilson (64-67)	3

Fielding

Putouts	Assists	Errors	Total Chances
Justin Paulsen (15-17)	1588	Brooks Colvin (01-04)	73
Jason Hart (96-98)	1515	Matt Gardner (99-02)	67
Luke Voit (10-13)	1453	Brayden Drake (06-09)	65
Ryan Howard (99-01)	1409	Chris Curry (95-98)	56
Tim Rafferty (02-06)	1275	Mike Royle (77-80)	55
Ron Snider (76-79)	1167	Bill Mueller (90-93)	54
J.J. Scerba (92-96)	1006	Evan Pratte (88-91)	54
Steve Hacker (93-95)	1001	Ben Firlit (99-00)	51
Tony Piazza (02-03)	979	Billy Bunton (80-83)	51
Ben Margalski (00-01)	847	Thomas (78-81)-McComack (09-13)	50
Assists	Errors	Total Chances	Total Chances
Chris Curry (95-98)	656	Justin Paulsen (15-17)	1703
Evan Pratte (88-91)	580	Jason Hart (96-98)	1645
Travis McComack (09-13)	576	Luke Voit (10-13)	1637
Kevin Medrano (09-12)	568	Ryan Howard (99-01)	1546
Joey Hawkins (12-15)	521	Tim Rafferty (02-06)	1367
Bill Mueller (90-93)	517	Ron Snider (76-79)	1253
Brooks Colvin (01-04)	479	Chris Curry (95-98)	1187
Eric Cheray (12-15)	473	J.J. Scerba (92-96)	1155
Steve Hacker (93-95)	472	Tony Piazza (02-03)	1100
Jeremy Eierman (16-pr.)	469	Steve Hacker (93-95)	1074
Double Plays	Fielding Average	Double Plays	Fielding Average
Ryan Howard (99-01)	151	Jason Hart (96-98)	147
Jason Hart (96-98)	147	Chris Curry (95-98)	141
Chris Curry (95-98)	141	Justin Paulsen (15-17)	122
Justin Paulsen (15-17)	122	Evan Pratte (88-91)	121
Evan Pratte (88-91)	121	Kevin Medrano (09-12)	113
Kevin Medrano (09-12)	113	Travis McComack (09-13)	111
Travis McComack (09-13)	111	Matt Gardner (99-02)	107
Matt Gardner (99-02)	107	Tim Rafferty (02-06)	105
Tim Rafferty (02-06)	105	Ron Snider (76-79)	

MISSOURI STATE BASEBALL

Games 19-21 | MISSOURI STATE BEARS (5-13) at No. 28 UC SANTA BARBARA GAUCHOS (14-3) | March 22-24, 2019 | Santa Barbara, Calif. | Caesar Uyeska Stadium (1,000) | KBFL 1060 AM/96.9 FM

THE LAST TIME...

A Missouri State Hitter Had...

8 at-bats in a game	Adam Pummill vs. UNC Greensboro, 2/25/06
3 at-bats in an inning	Ryan Howard, Nick Kays (both 3-for-3) vs. Evangel, 4/21/99
4 hits in a game	Ryan Skalnik vs. Illinois State, 4/21/18
5+ hits in a game	(5) Jeremy Eierman at Arkansas, 5/17/16
5+ runs in a game	(5) Jake Burger vs. Western Illinois, 3/16/16
4 runs in a game	Hunter Steinmetz at Bradley, 4/28/18
3+ doubles in a game	(3) Justin Paulsen at Evansville, 4/29/17
2+ triples in a game	(2) Eric Cheray vs. Northern Illinois, 2/21/14
A grand slam	Logan Geha at Oklahoma, 3/15/19
A pinch hit home run	Javier Ramos vs. Central Arkansas, 2/27/19
An inside the park home run	Hunter Steinmetz vs. Western Illinois, 3/16/16
A pinch hit grand slam	Javier Ramos vs. Central Arkansas, 2/27/19
Hit for the cycle	Matt Cepicky at Indiana State, 3/29/98
A hit from each side of the plate	Drew Millas at Valparaiso, 5/5/18
A 10-15-game hit streak	(13) Ben Whetstone, 5/11/18 to 6/3/18
A 16-19-game hit streak	(19) Hunter Steinmetz, 3/5/16 to 4/2/16
A 20-24-game hit streak	(20) Aaron Meyer, 3/5/16 to 4/5/16
A 25-29-game hit streak	(29) Kevin Medrano, 3/23/10 to 5/14/10
A 30-game hit streak	(30) Brayden Drake, 4/27/08 to 3/29/09
10+ RBIs in a game	(11) John Knott vs. UNI, 5/2/92
9 RBIs in a game	Spencer Johnson vs. Kansas, 4/6/16
8 RBIs in a game	Brian Fuess vs. Bradley, 3/27/99
7 RBIs in a game	Jeremy Eierman vs. CSUN, 3/25/18
6 RBIs in a game	Blake Graham vs. Wichita State, 4/23/17
5 RBIs in a game	Jake Burger vs. Southern Illinois, 5/25/17
10+ total bases	(10) Jeremy Eierman at Saint Louis, 4/17/17
Reached safely 6 times	Joey Hawkins vs. Indiana State, 3/31/13
Hits in 5+ straight at-bats	(5) John Privitera, 2/15/19 to 2/16/19
5 walks in a game	Lance Burkhart vs. Nevada, 2/14/97
4 walks in a game	Drew Millas at Oklahoma, 3/15/19
4 strikeouts in a game	Brooks Zimmerman and Sam Faith at Oklahoma, 3/17/19
5 strikeouts in a game	Tyler Ryun at UT Arlington, 2/26/10
Stole home	Jack Duffy vs. Central Arkansas, 2/27/19
3 stolen bases	Hunter Steinmetz vs. Western Illinois, 3/16/16
2 home runs in a game	Matt Brown vs. Indiana State, 5/25/18
3 home runs in a game	Spencer Johnson vs. Kansas, 4/6/16
Home runs in consecutive at-bats	Matt Brown vs. Indiana State, 5/25/18
Homered in 3 straight games	Jeremy Eierman, 3/3/17 to 3/5/17
Homered in 5 straight games	Brayden Drake, 5/5/09 to 5/14/09
2 hits in an inning	Ben Whetstone vs. Southern Illinois (4th), 5/12/18
Hit by 3 pitches in a game	Brayden Drake vs. Middle Tennessee, 5/11/08
Hit by 2 pitches in a game	Matt Brown at Kansas, 3/27/18
Led off the game with a home run	Hunter Steinmetz at TCU, 6/11/17
A walk-off home run	Jeremy Eierman vs. Oklahoma State, 6/2/17
A walk-off grand slam	Dylan Becker vs. Bradley, 4/20/13
A grand slam by a freshman	Javier Ramos vs. Central Arkansas, 2/27/19
Consecutive multi-HR games	Ryan Howard, 2/23/00 and 2/27/00

A Missouri State Pitcher Had...

Pitched over 9 innings	(9.1) Clay Murphy vs. DBU, 5/20/14
A complete game (9)	Doug Still at New Mexico, 4/15/17
A complete game (7)	Dylan Coleman vs. Evansville, 5/23/18
A complete game as a freshman	Ty Buckner at Bradley, 4/29/18
Consecutive complete games (9)	Pierce Johnson, 3/15/12 and 3/23/12
3 straight complete games	Paul Marsala (4), 3/27/04 to 4/17/04
Pitched 5.0-6.2 innings of relief	(5.1) Hayden Juenger at Oklahoma, 3/16/19
Pitched 7.0-8.2 innings of relief	(7.1) Sam Perez at Indiana State, 5/27/16
Pitched 9+ innings of relief	(10.0) J.C. Casey at Creighton, 5/27/11
A shutout (9)	Doug Still at New Mexico, 4/15/17
A shutout (7)	Dylan Coleman vs. Evansville, 5/23/18
A combined shutout (9)	Ty Buckner (5.2) and Jake Fromson (3.1) vs. CSUN, 3/24/18
A shutout as a freshman	Tim Clubb at Arkansas State, 3/20/07
3+ hit batsmen in a game	(3) Logan Thomazin at Arkansas State, 3/10/19
2+ pickoffs in a game	(2) Tyler McAlister vs. Texas Southern, 2/18/18
10+ strikeouts in a game	(11) Logan Thomazin vs. Central Arkansas, 2/27/19
15+ strikeouts in a game	(15) Matt Hall vs. Wichita State, 5/2/15
6+ walks in a game	(8) Dylan Coleman vs. Illinois State, 4/20/18
A 15-19 inning scoreless streak	(16.1) Jake Fromson, 2/17/17 to 3/10/17
A 20+ inning scoreless streak	(22.2) Sam Perez, 5/17/16 to 5/28/16
Retired 15+ consecutive batters	(15) Austin Knight vs. Missouri, 4/25/17
Retired 20+ consecutive batters	(20) Matt Hall vs. Wichita State, 5/5/13
A two-hitter	Jordan Knutson (8.0) and Jake Fromson (1.0) vs. DBU, 4/7/17
A one-hitter	Ty Buckner at Bradley, 4/29/18

A combined one-hitter	Dylan Coleman (7.0), Jake Fromson (1.0) and Bryan Young (1.0) vs. Indiana State, 5/13/17
A no-hitter	Mike Whitley (7) vs. Southeast Missouri, 5/4/94
A combined no-hitter	Scott Buchheit, Darrell Maus, Matt Brewer, Terry Menown vs. Lincoln, 3/14/89

Missouri State...

Scored 30+ runs	(30) vs. Evangel, 4/21/99
Scored 25-29 runs	(25) vs. Southwest Baptist, 4/4/00
Scored 20-24 runs	(21) at Indiana State, 5/4/08
Scored 15-19 runs	(15) vs. Central Arkansas, 2/27/19
Scored 10+ runs in an inning	(10) 5th vs. Bradley, 4/11/17
Scored 9 runs in an inning	4th at Arkansas State, 4/15/09
Scored 8 runs in an inning	2nd at Oral Roberts, 3/13/19
Scored 7 runs in an inning	7th at Oklahoma, 3/15/19
Had 30+ hits	(32) vs. Evangel, 4/21/99
Had 25-29 hits	(26) vs. Indiana State, 5/14/98
Had 20-24 hits	(22) vs. Bradley, 5/24/12
Had 6+ doubles	(6) at Evansville, 4/10/10
Had 4+ triples	(4) vs. Illinois State, 5/20/16
Stole 6+ bases	(6) vs. Indiana State, 5/12/17
Stole 4 bases in an inning	4th vs. Evansville, 4/8/18
Was hit by 6+ pitches	(7) vs. DBU, 2/25/11
Drew three consecutive HBP	vs. DBU, 2/25/11
Had 4+ sacrifice bunts	(5) at Southern Illinois, 5/10/15
Did not strike out	at Kansas State, 3/14/15
Hit into a triple play	vs. Indiana State, 5/15/09
Hit 7+ home runs	(7) vs. Middle Tennessee, 3/15/02
Hit 6 home runs	vs. Oral Roberts, 4/4/10
Hit 5 home runs	vs. UNI, 3/26/00
Hit 4 home runs	at DBU, 5/17/18
Hit 2 grand slams in a game	vs. Arkansas State, 3/22/16
Walked 10+ times	(11) at Oklahoma, 3/15/19
Was shut out	vs. Cal State Fullerton, 2/22/19
Was shut out at home	vs. Illinois State (1-0), 5/24/17
Was shut out in consecutive games	at Texas State (0-10), 2/17/19; vs. Cal State Fullerton (0-7), 2/22/19
Shut out back-to-back opponents	at Arkansas State, 3/1/17; vs. Central Arkansas, 3/3/17
Struck out 10+ batters	(10) at Oklahoma, 3/15/19
Struck out 10+ times	(17) at Oklahoma, 3/17/19
Was held to two or fewer hits	(2) at Arkansas State, 3/8/19
Hit back-to-back home runs	Matt Brown, Brooks Zimmerman at DBU, 5/17/18
Hit three straight home runs	Dan Firlit, Ryan Howard, Mike Collier vs. Arkansas Tech, 2/23/00
Turned 4+ double plays	(4) at Texas Tech, 2/19/12
Committed 6+ errors	(6) at Sam Houston State, 2/28/09
Swept a doubleheader	vs. Illinois State, 4/21/18
Lost both games of a doubleheader	at Arkansas State, 3/10/19

A Missouri State Opponent...

Scored 25+ runs	(25) Rice, 5/25/97
Scored 20-24 runs	(20) Georgia Tech, 2/20/10
Scored 15-19 runs	(16) Arkansas State, 3/10/19
Threw a complete-game one-hitter	Chris Razo, Illinois State, 4/5/13
Threw a complete-game no-hitter	Vince Serafini, Evansville, 5/13/00
Hit 3 home runs	Dylan Brown, Oklahoma State, 3/11/08
Hit 2 home runs	Trevor Boone, Oklahoma State, 3/12/19
Hit back-to-back home runs	Trevor Boone and Cade Cabbiness, Oklahoma State, 3/12/19
Hit a leadoff home run	Matt Hoeg, Iowa, 3/14/18
Hit a walk-off home run	Steffan Guest, UT Arlington, 2/27/10
Hit a grand slam	Michael Gretler, Oregon State, 4/13/18
Had 4 hits in a game	Jared Kengott, Southern Illinois, 5/13/18
Had 5+ hits in a game	(5) Jared Mang, New Mexico, 4/13/17
Had 5 RBIs	Trevor Boone, Oklahoma State, 3/12/19
Had 6+ RBIs	(6) Caleb Ricketts, San Diego, 2/23/19
Had 4+ stolen bases in a game	(4) Michael Faulkner, Arkansas State, 4/4/12
Scored 10+ runs in an inning	Middle Tennessee (10 in 8th), 2/20/09
Scored 9 runs in an inning	Georgia Tech (4th), 2/20/10
Scored 8 runs in an inning	Northern Illinois (9th), 2/21/14
Scored 7 runs in an inning	Arkansas State (7th), 3/10/19
Had 25-29 hits	(25) Rice, 5/25/97
Had 20-24 hits	(23) Nebraska, 2/20/11
Threw a complete game	(9.0) Alex Hurse, Tennessee Tech, 6/3/18
Struck out 10+ batters	(15) Levi Prater, Oklahoma, 3/17/19

MISSOURI STATE BASEBALL

Games 19-21 | MISSOURI STATE BEARS (5-13) at No. 28 UC SANTA BARBARA GAUCHOS (14-3) | March 22-24, 2019 | Santa Barbara, Calif. | Caesar Uyeska Stadium (1,000) | KBFL 1060 AM/96.9 FM



KEITH GUTTIN Head Coach

37th Season
Alma mater: UMSL (1978)

One of the most successful baseball coaches in Missouri Valley Conference history, **Keith Guttin** began his MSU head coaching career in 1983, and has spent the past 36 seasons building the Bears into one of the top programs in the country. Under Guttin, the Bears have won 61 percent of their games, averaging 35 victories a year and racking up 12 different 40-win seasons.

Guttin, who entered the 2019 season fifth among active Division I head coaches in career victories, has been a part of the MSU baseball program as a player, assistant coach and head coach for 41 of the program's 55 years. He took the helm of Bears baseball at the start of the 1983 season, coinciding with the move of Missouri State athletics to Division I status. He inherited the reins of the program from its only previous head baseball coach, former Missouri State Director of Athletics Bill Rowe. Guttin ultimately helped stretch MSU's string of consecutive winning seasons to 32 in a row, easily the longest of any Missouri State athletics team. His 1,264 career wins are the most recorded by any head coach in the 111-year history of Missouri State athletics, and the Bears have finished in the top half of the conference race in all but four of his 36 seasons.

During Guttin's tenure, 125 Bears have signed professional contracts, including six first-round draft picks and 18 players who have advanced to the Major Leagues. Additionally, MSU has won 20 combined conference regular-season and tournament championships and made 11 NCAA Division I Tournament appearances, including 10 in the last 23 years.

In 2003, Guttin led the Bears to the NCAA Division I College World Series for the first time in school history, marking the only trip to Omaha by a Division I team from the state of Missouri since 1965. He has been a conference coach of the year 11 times and was selected as the American Baseball Coaches Association Division I Midwest Region Coach of the Year in both 1997 and 2003.

Guttin's pupils have produced results off the diamond as well. Missouri State baseball players have been recognized on the Valley's all-academic team 65 times since the inception of the honor in 1992. Additionally, seven Bears have garnered academic All-America honors on 12 different occasions under Guttin, including three-time selection Brian Mahaffey.

Missouri State is coming off both its third NCAA Regional appearance and MVC regular-season title in the last four seasons. In 2017, the Bears won their first 18 Valley games en route to the title, then captured their third overall NCAA Regional crown by knocking off Arkansas in the deciding game of the Fayetteville Regional. MSU saw its storybook season come to an end at the Fort Worth Super Regional, as TCU secured a fourth straight trip to Omaha with a two-game sweep of Guttin's Bears. Consensus All-America picks Jake Burger and Jeremy Eierman led a potent Bears lineup that paved the way to a 43-20 campaign, while Valley pitcher of the year Jake Fromson led a star-studded pitching staff and garnered All-America recognition of his own.

The 2015 season will go down as one of the more memorable campaigns for Guttin, who was inducted into both the Missouri Sports Hall of Fame and Springfield Area Sports Hall of Fame during the year. He also surpassed the 1,100 career victory mark early in MSU's record-setting season en route to earning his fifth MVC Coach of the Year nod. Under Guttin's guidance, the 2015 Bears set a program record with 49 victories and were ranked as high as No. 6 (*Baseball America*) in the nation while capturing the Valley's regular-season and postseason tournament titles. MSU went on to earn its ninth NCAA Division I postseason berth, sweeping the Springfield Regional at Hammons Field to advance to its second Super Regional appearance, where the Bears came up just one win shy of punching their ticket to the College World Series.

In 2001, Guttin led the Bears to their first-ever MVC regular-season championship and, in the process, dethroned perennial league powerhouse Wichita State. The Shockers had previously won outright or shared the Valley regular season crown in the previous 14 years, but the Bears posted a 22-10 record in 2001 and beat WSU by one game in the final league standings.

While the accomplishments of Guttin's teams on the field speak volumes about the success of his program, another dream came true in April 2004 when the Bears opened a sparkling 8,000-seat stadium just four blocks north of the Missouri State campus. The Bears finished the year ninth among NCAA Division I teams in attendance, playing only a portion of their home schedule at Hammons Field.

It was merely a coincidence that the crown jewel of the Missouri State baseball program came one year after the Bears exploded onto the national college baseball radar in the College World Series. But both events show the growth of college baseball in the Ozarks and the amount of community and administrative support the program had received in the last several years. With the continued support of the MSU community, Guttin has led the Bears' efforts in numerous charitable endeavors, including the program's annual Price Cutter Celebrity Golf Classic, proceeds from which have been committed to Champion Athletes of the Ozarks in each of the last 20 years. MSU's popular First Pitch and Reunion Night has also been a positive force for both the Bears and a variety of local charitable organizations. The preseason kickoff event has benefited entities such as the Miracle League Ball Field, Care to Learn, Boys and Girls Clubs and the Wounded Warrior Project.

The Bears have finished lower than third in the league standings just nine times since Guttin took over. Guttin directed Missouri State to six straight league titles in Mid-Continent play from 1984 through 1989. He has given MSU its first four Valley postseason tournament championships in 1996, 1997, 2015 and 2018. He was voted the MVC Coach of the Year in 1993, 2001, 2003, 2008, 2015, 2017 and 2018 and was selected the American Baseball Coaches Association Division I Midwest Region Coach of the Year in 1997 and 2003.

Guttin had two notable seasons as the Missouri State second baseman, coming from Mineral Area College. He earned MIAA all-conference honorable mention in 1977 as the Bears made their first NCAA Division II tournament appearance in seven years.

A University City native, Guttin finished his undergraduate degree at the University of Missouri-St. Louis in 1978, and earned his master's degree in 1984 at Truman State. He and his wife, Marianne, have three daughters; Lauren, Lindsey and Samantha.

GUTTIN'S COACHING RECORD

Year	Team	W-L	Pct.	Conf.	Pct.
1983	Missouri State	32-11	.744	---	---
1984	Missouri State	35-22	.614	---	---
1985	Missouri State	24-16	.600	5-3	.625
1986	Missouri State	47-14	.770	11-1	.917
1987	Missouri State	38-14	.731	7-3	.700
1988	Missouri State	41-17	.707	12-0	1.000
1989	Missouri State	41-10	.804	8-2	.800
1990	Missouri State	42-15	.737	11-0	1.000
1991	Missouri State	40-22	.645	14-10	.583
1992	Missouri State	31-23	.574	10-11	.476
1993	Missouri State	32-23	.582	14-6	.700
1994	Missouri State	31-23	.574	13-7	.650
1995	Missouri State	37-21	.638	18-13	.581
1996	Missouri State	32-25	.561	18-11	.621
1997	Missouri State	35-25	.583	16-10	.625
1998	Missouri State	32-21	.604	19-13	.594
1999	Missouri State	38-19	.667	18-11	.621
2000	Missouri State	24-33	.421	15-17	.468
2001	Missouri State	36-22	.621	22-10	.688
2002	Missouri State	43-21	.672	19-13	.594
2003	Missouri State	40-26	.606	19-11	.633
2004	Missouri State	31-28	.525	19-12	.613
2005	Missouri State	26-29	.473	10-14	.417
2006	Missouri State	33-22	.600	15-8	.652
2007	Missouri State	23-34	.404	7-17	.292
2008	Missouri State	40-17	.702	18-6	.750
2009	Missouri State	34-20	.630	17-5	.773
2010	Missouri State	21-34	.382	6-15	.286
2011	Missouri State	33-23	.589	11-9	.550
2012	Missouri State	40-22	.645	13-7	.650
2013	Missouri State	31-23	.574	12-9	.571
2014	Missouri State	26-31	.456	9-12	.429
2015	Missouri State	49-12	.803	18-3	.857
2016	Missouri State	38-21	.644	7-13	.650
2017	Missouri State	43-20	.683	18-1	.947
2018	Missouri State	40-17	.702	18-3	.857
2019	Missouri State	5-13	.278	0-0	.000
Totals		1,264-789	.616	467-372	.557

GUTTIN'S MILESTONE VICTORIES

Win	Date	Result (Site)
1	3/5/83	MSU 8, Indiana State 2 (Meador Park)
100	3/11/86	MSU 7, Jacksonville 5 (Jacksonville, Fla.)
200	4/16/88	MSU 4, Eastern Illinois 2 (Charleston, Ill.)
300	5/13/90	MSU 9, Eastern Illinois 2 (Chicago, Ill.)
*395	5/1/93	MSU 9, UNI 2 (Meador Park)
400	5/9/93	MSU 7, Wichita State 6 (Meador Park)
500	5/17/96	MSU 8, Wichita State 7 (Wichita, Kan.)
600	4/24/99	MSU 13, UNI 7 (Meador Park)
700	5/4/02	MSU 5, Wichita State 1 (Wichita, Kan.)
800	5/11/05	MSU 15, Kansas 6 (Hammons Field)
900	5/11/08	MSU 7, Middle Tennessee 6 (Hammons Field)
1,000	3/3/12	MSU 3, Northwestern State 2 (Natchitoches, La.)
1,100	3/17/15	MSU 10, Little Rock 3 (Hammons Field)
1,200	4/18/17	MSU 5, Missouri 3 (Columbia, Mo.)
1,250	5/11/18	MSU 5, Southern Illinois 3 (Hammons Field)

*Surpassed Bill Rowe for the all-time MSU record for coaching victories

GUTTIN'S CAREER HIGHLIGHTS

- Ten regular-season conference titles (1986, 1988, 1989, 1990, 2001, 2003, 2009, 2015, 2017, 2018)
- Ten conference tournament championships (1984, 1985, 1986, 1987, 1988, 1989, 1996, 1997, 2015, 2018)
- Eleven NCAA Regional berths (1987, 1995, 1996, 1997, 1999, 2002, 2003, 2012, 2015, 2017, 2018)
- Three NCAA Super Regional berths (2003, 2015, 2017)
- 2003 College World Series berth
- Mentored 29 All-Americans as head coach
- Coached 120 professional signees, including 18 Major Leaguers - Ryan Howard - 2005 NL Rookie of the Year and 2006 NL MVP - Bill Mueller - 2003 AL Batting Champion
- Coached 92 first-team all-conference selections, eight league players of the year and seven league pitchers of the year
- Six-time Mid-Continent Conference Coach of the Year (1984-89)
- Seven-time Missouri Valley Conference Coach of the Year (1993, 2001, 2003, 2008, 2015, 2017, 2018)

MISSOURI STATE BASEBALL

Games 19-21 | MISSOURI STATE BEARS (5-13) at No. 28 UC SANTA BARBARA GAUCHOS (14-3) | March 22-24, 2019 | Santa Barbara, Calif. | Caesar Uyeska Stadium (1,000) | KBFL 1060 AM/96.9 FM

ALPHABETICAL ROSTER

No.	Player	Yr.	Pos.	B-T	Ht.	Wt.	Hometown (Previous School)
31	Forrest Barnes	Fr.	RHP	R-R	6-0	190	Ozark, Mo. (Ozark HS)
41	Michael Briggs	Jr.	C	R-R	6-2	225	Lee's Summit, Mo. (Archbishop O'Hara HS)
36	Ty Buckner	So.	RHP	R-R	6-1	190	St. Louis, Mo. (Ladue Horton Watkins HS)
29	Peyton Carson	Fr.	LHP	L-L	6-4	195	Topeka, Kan. (Shawnee Heights HS)
7	Collin Clayton	Jr.	OF	R-R	6-1	175	Edwardsville, Ill. (Edwardsville HS/John A. Logan College)
43	Ben Cruikshank	Fr.	LHP	L-L	6-4	165	Belleville, Ill. (Belleville East HS)
23	Jack Duffy	Jr.	OF	L-R	5-10	190	Kansas City, Mo. (Staley HS)
26	Sam Faith	So.	IF	B-R	6-3	205	St. Charles, Ill. (St. Charles North HS)
17	Jordan Fitzpatrick	So.	OF/IF	L-R	6-0	190	Rogersville, Mo. (Logan-Rogersville HS)
4	Logan Geha	Jr.	C	R-R	5-11	190	Lee's Summit, Mo. (Lee's Summit West HS)
40	Zach Gibbs	So.	RHP	R-R	6-1	190	Wentzville, Mo. (Holt HS)
12	Anthony Herron, Jr.	Fr.	IF/OF	R-R	6-2	240	Chicago, Ill. (Mount Carmel HS)
8	Mason Hull	Fr.	IF	R-R	6-0	190	Effingham, Ill. (Effingham HS)
11	Hayden Juenger	Fr.	RHP	R-R	6-0	175	O'Fallon, Ill. (O'Fallon Township HS)
16	Dakota Kotowski	Fr.	OF/1B	R-R	6-5	225	Channahon, Ill. (Providence Catholic HS)
21	Jake Lochner	Sr.	LHP	L-L	6-0	200	Sullivan, Mo. (Sullivan HS)
19	Tyler McAlister	Jr.	RHP	R-R	6-5	195	Waterloo, Ill. (Waterloo HS)
24	Drew Millas	Jr.	C	B-R	6-2	205	Swansea, Ill. (Belleville East HS)
50	Alex Moore	So.	RHP	R-R	6-8	240	Mountain Grove, Mo. (Mountain Grove HS)
25	Joey Polak	So.	IF	R-R	6-3	220	Quincy, Ill. (Quincy Notre Dame HS/Jefferson College)
32	John Privitera	Jr.	IF	L-R	5-8	170	Lee's Summit, Mo. (Lee's Summit West HS)
34	Javier Ramos	Fr.	RHP/IF	R-R	6-6	205	Vian, Okla. (Vian HS)
33	Matt Russell	So.	RHP	R-R	6-2	210	Kansas City, Mo. (Staley HS)
10	Nick Schmidt	Fr.	RHP	R-R	6-4	205	Wentzville, Mo. (Holt HS)
13	Davis Schwab	Sr.	LHP	L-L	6-4	230	Overland Park, Kan. (Blue Valley West HS/Johnson County CC)
14	Connor Sechler	So.	RHP	R-R	6-3	195	Bolivar, Mo. (Bolivar HS)
18	Logan Thomazin	Fr.	RHP	R-R	6-2	200	Walnut Grove, Mo. (Walnut Grove HS)
45	Ben Whetstone	Jr.	IF	L-R	6-6	245	Overland Park, Kan. (Rockhurst HS)
35	Logan Wiley	Jr.	RHP	R-R	6-0	190	Springfield, Mo. (Kickapoo HS/Kansas State University)
27	Nate Witherspoon	Jr.	LHP	L-L	6-4	210	Eureka, Mo. (Eureka HS)
5	Tommy Woods	Fr.	OF/IF	R-R	6-4	235	Florissant, Mo. (McCluer North HS)
1	Brooks Zimmerman	Sr.	OF	R-R	6-2	210	Stillwater, Okla. (Stillwater HS/Cowley Co. CC)

Head Coach: (2) Keith Guttin

Assistant Coaches: (28) Paul Evans, (3) Matt Lawson

Volunteer Assistant Coach: (44) Corey Hassel

Director of Player Development: Joe Lincoln

Graduate Managers: Matt Fultz, Aaron Meyer, Nick Petree

Student Manager: Brady Theisen

Athletic Trainer: Jim Penkalski

ROSTER BREAKDOWN

Seniors (3): Jake Lochner, Davis Schwab, Brooks Zimmerman.

Juniors (10): Michael Briggs, Collin Clayton, Jack Duffy, Logan Geha, Tyler McAlister, Drew Millas, John Privitera, Ben Whetstone, Logan Wiley, Nate Witherspoon.

Sophomores (8): Ty Buckner, Sam Faith, Jordan Fitzpatrick, Zach Gibbs, Alex Moore, Joey Polak, Matt Russell, Connor Sechler.

Freshmen (11): Forrest Barnes, Peyton Carson, Ben Cruikshank, Anthony Herron, Jr., Mason Hull, Hayden Juenger, Dakota Kotowski, Javier Ramos, Nick Schmidt, Logan Thomazin, Tommy Woods.

Infielders (8): Sam Faith, Jordan Fitzpatrick, Anthony Herron, Jr., Mason Hull, Joey Polak, John Privitera, Javier Ramos, Ben Whetstone.

Outfielders (5): Collin Clayton, Jack Duffy, Dakota Kotowski, Tommy Woods, Brooks Zimmerman.

Catchers (3): Michael Briggs, Logan Geha, Drew Millas.

Pitchers (17): Forrest Barnes, Ty Buckner, Peyton Carson, Ben Cruikshank, Zach Gibbs, Hayden Juenger, Jake Lochner, Tyler McAlister, Alex Moore, Javier Ramos, Matt Russell, Nick Schmidt, Davis Schwab, Connor Sechler, Logan Thomazin, Logan Wiley, Nate Witherspoon.

NUMERICAL ROSTER

No.	Player	Pos.
1	Brooks Zimmerman	OF
4	Logan Geha	C
5	Tommy Woods	OF/IF
7	Collin Clayton	OF
8	Mason Hull	IF
10	Nick Schmidt	RHP
11	Hayden Juenger	RHP
12	Anthony Herron, Jr.	IF/OF
13	Davis Schwab	LHP
14	Connor Sechler	RHP
16	Dakota Kotowski	OF/1B
17	Jordan Fitzpatrick	OF/IF
18	Logan Thomazin	RHP
19	Tyler McAlister	RHP
21	Jake Lochner	LHP
23	Jack Duffy	OF
24	Drew Millas	C
25	Joey Polak	IF
26	Sam Faith	IF
27	Nate Witherspoon	LHP
29	Peyton Carson	LHP
31	Forrest Barnes	RHP
32	John Privitera	IF
33	Matt Russell	RHP
34	Javier Ramos	RHP/IF
35	Logan Wiley	RHP
36	Ty Buckner	RHP
40	Zach Gibbs	RHP
41	Michael Briggs	C
43	Ben Cruikshank	LHP
45	Ben Whetstone	IF
50	Alex Moore	RHP

Head Coach

2.....Keith Guttin

Assistant Coaches

3.....Matt Lawson

28.....Paul Evans

Volunteer Assistant Coach

44.....Corey Hassel

Director of Player Development

Joe Lincoln

Graduate Assistants

Matt Fultz

Aaron Meyer

Nick Petree

Student Manager

Brady Theisen

Athletic Trainer

Jim Penkalski

PRONUNCIATION GUIDE


Ben Cruikshank CROOK • shank
 Logan Geha GEE • uh
 Keith Guttin rhymes with 'button'
 Anthony Herron, Jr. HAIR • un
 Hayden Juenger YING • ur
 Dakota Kotowski cut • OW • ski
 Jake Lochner LOCK • nur
 Drew Millas MILL • us
 Joey Polak PALL • uk
 John Privitera prey (long 'i' • vuh • TEER • uh
 Javier Ramos RAH • mos
 Connor Sechler SECK • lur
 Logan Thomazin TOM • uh • zen
 Ben Whetstone WET • stone



MISSOURI STATE BASEBALL

Games 19-21 | MISSOURI STATE BEARS (5-13) at No. 28 UC SANTA BARBARA GAUCHOS (14-3) | March 22-24, 2019 | Santa Barbara, Calif. | Caesar Uyeska Stadium (1,000) | KBFL 1060 AM/96.9 FM

TV/RADIO ROSTER



1 Brooks Zimmerman
OF/IF - Sr. - R/R
Stillwater, Okla.



4 Logan Gaha
C - So. - R/R
Lee's Summit, Mo.



5 Tommy Woods
OF/IF - Fr. - R/R
Florissant, Mo.



7 Collin Clayton
OF - Jr. - R/R
Edwardsville, Ill.



8 Mason Hull
IF - Fr. - R/R
Effingham, Ill.



10 Nick Schmidt
RHP - Fr. - R/R
Wentzville, Mo.



11 Hayden Juenger
RHP - Fr. - R/R
O'Fallon, Ill.



12 Anthony Herron
IF/OF - Fr. - R/R
Chicago, Ill.




13 Davis Schwab
LHP - Sr. - L/L
Overland Park, Kan.




14 Connor Sechler
RHP - So. - R/R
Bolivar, Mo.



16 Dakota Kotowski
1B/OF - Fr. - R/R
Channahon, Ill.



17 Jordan Fitzpatrick
IF/OF - So. - L/R
Rogersville, Mo.



18 Logan Thomazin
RHP - Fr. - R/R
Walnut Grove, Mo.



19 Tyler McAllister
RHP - Jr. - R/R
Waterloo, Ill.



21 Jake Lochner
LHP - Sr. - L/L
Sullivan, Mo.




23 Jack Duffy
OF - Jr. - L/R
Kansas City, Mo.



24 Drew Millas
C - Jr. - B/R
Swansea, Ill.



25 Joey Polak
IF - So. - R/R
Quincy, Ill.



26 Sam Faith
IF - So. - B/R
St. Charles, Ill.



27 Nate Witherspoon
LHP - Jr. - L/L
Eureka, Mo.



29 Peyton Carson
LHP - Fr. - L/L
Topeka, Kan.




31 Forrest Barnes
RHP - Fr. - R/R
Ozark, Mo.



32 John Privitera
IF - Jr. - L/R
Lee's Summit, Mo.



33 Matt Russell
RHP - So. - R/R
Kansas City, Mo.



34 Javier Ramos
RHP/IF - Fr. - R/R
Vian, Okla.



35 Logan Wiley
RHP - Jr. - R/R
Springfield, Mo.



36 Ty Buckner
RHP - So. - R/R
St. Louis, Mo.




40 Zach Gibbs
RHP - So. - R/R
Wentzville, Mo.



41 Michael Briggs
C - Jr. - R/R
Lee's Summit, Mo.



43 Ben Cruikshank
LHP - Fr. - L/L
Fairview Heights, Ill.



45 Ben Whetstone
IF - Jr. - L/R
Overland Park, Kan.



50 Alex Moore
RHP - So. - R/R
Mountain Grove, Mo.




2 Keith Guttin
Head Coach



3 Matt Lawson
Assistant Coach



28 Paul Evans
Assistant Coach



44 Corey Hassel
Volunteer
Assistant Coach