

MISSOURI STATE

2003 NCAA College World Series • 11 NCAA Regional Appearances • 41 All-Americans • 20 Major Leaguers

Eric Doennig, MSU Athletics Communications (Primary Contact) | O: (417) 836-4586 | C: (417) 827-5327 | EricDoennig@MissouriState.edu | MissouriStateBears.com | @MSUBearBaseball | MissouriStBears

2019 SCHEDULE

February (3-5)

15	vs. Nevada ^S	L, 4-16
16	vs. Utah ^S	W, 6-2
17	at Texas State ^S	L, 0-10
22	vs. (24) Cal State Fullerton [®]	L, 0-7
23	at San Diego [®]	L, 4-14
24	vs. Fresno State [®]	L, 2-3
26	CENTRAL ARKANSAS	W, 9-7
27	CENTRAL ARKANSAS	W, 15-3

March (0-5)

1	(30) UC IRVINE	L, 2-3 (7)
1	(30) UC IRVINE	L, 1-4 (11)
8	at Arkansas State	L, 2-14
10	at Arkansas State	L, 4-16
10	at Arkansas State	L, 4-6
12	at Oklahoma State	L, 2-13
13	at Oral Roberts	3:00 p.m.
15	at Oklahoma	6:30 p.m.
16	at Oklahoma	2:00 p.m.
17	at Oklahoma	1:00 p.m.
22	at UC Santa Barbara	5:00 p.m.
23	at UC Santa Barbara	4:00 p.m.
24	at UC Santa Barbara	1:30 p.m.
26	ARKANSAS	6:30 p.m.
27	KANSAS	6:30 p.m.
29	INDIANA STATE*	6:30 p.m.
30	INDIANA STATE*	2:00 p.m.
31	INDIANA STATE*	1:00 p.m.

April (0-0)

2	at Southeast Missouri State	5:00 p.m.
3	at Murray State	3:00 p.m.
5	at Southern Illinois*	6:30 p.m.
6	at Southern Illinois*	2:00 p.m.
7	at Southern Illinois*	1:00 p.m.
9	at Kansas	6:00 p.m.
12	at Illinois State*	5:00 p.m.
13	at Illinois State*	2:00 p.m.
14	at Illinois State*	1:00 p.m.
16	MISSOURI	6:30 p.m.
18	NEW ORLEANS	6:30 p.m.
19	NEW ORLEANS	6:30 p.m.
20	NEW ORLEANS	2:00 p.m.
23	at Missouri	6:30 p.m.
26	BRADLEY*	2:00 p.m.
27	BRADLEY*	12:00 p.m.
28	BRADLEY*	11:00 a.m.
30	at Wichita State	6:00 p.m.

May (0-0)

2	DBU*	6:00 p.m.
3	DBU*	6:30 p.m.
4	DBU*	2:00 p.m.
7	WICHITA STATE	6:30 p.m.
10	at Evansville*	6:30 p.m.
11	at Evansville*	2:00 p.m.
12	at Evansville*	1:00 p.m.
16	VALPARAISO*	6:30 p.m.
17	VALPARAISO*	6:30 p.m.
18	VALPARAISO*	2:00 p.m.
21-25	at MVC Baseball Championship*	TBA

HOME GAMES played at Hammons Field
 *MVC game
^STexas State Invitational (San Marcos, Texas)
[®]Tony Gwynn Legacy (San Diego, Calif.)
[®]at Duffy Bass Field (Normal, Ill.)
 All times are Central



MISSOURI STATE BEARS (3-11)

Conference.....Missouri Valley
 Head Coach.....Keith Guttin
 Alma Mater.....Missouri-St. Louis
 Career Record.....1,262-787 (37th year)
 Record at MSU.....same



OKLAHOMA STATE COWBOYS (10-5)

Conference.....Big 12
 Head Coach.....Josh Holiday
 Alma Mater.....Oklahoma State
 Career Record.....241-137-1 (6th year)
 Record at OSU.....same



ORAL ROBERTS GOLDEN EAGLES (6-7)

Conference.....Summit League
 Head Coach.....Ryan Folmar
 Alma Mater.....Oklahoma State
 Career Record.....221-138 (7th year)
 Record at ORU.....same

BEARS' MIDWEEK SCHEDULE

Tuesday, March 12 at Oklahoma State (3:35 p.m.)

MSU.....TBA
 OSU.....TBA
 Site.....Stillwater, Okla.
 Stadium.....Allie P. Reynolds Stadium (4,000)
 Series History.....OSU leads 15-7
 TV.....Fox Sports Oklahoma
 Radio.....KBFL 1060 AM/96.9 FM
 Live Stats.....OKState.com

Wednesday, March 13 at Oral Roberts (3:00 p.m.)

MSU.....LHP Ben Cruikshank (0-0, 13.50 ERA)
 ORU.....TBA
 Site.....Tulsa, Okla.
 Stadium.....J.L. Johnson Stadium (2,418)
 Series History.....ORU leads 31-23
 Watch.....ORUAthletics.com
 Radio.....KBFL 1060 AM/96.9 FM
 Live Stats.....ORUAthletics.com

PRIME 9

- The **Missouri State Bears** continue their 11-game road swing with a pair of midweek non-conference match-ups against the **Oklahoma State Cowboys** Tuesday in Stillwater, and the **Oral Roberts Golden Eagles** Wednesday in Tulsa
- Missouri State head coach **Keith Guttin** ranks fifth among all active NCAA Division I coaches in total wins (1,262)
- The Bears trail both OSU and ORU in their series histories, with the Cowboys winning 15 of 22 overall meetings and the Golden Eagles holding a 31-23 edge against MSU
- MSU's current six-game skid represents its longest since a nine-game losing streak in March 2014; the Bears sustained multiple losses in succession just one time in 2018 (a four-game skid, April 10-17), going 13-3 following a loss
- MSU has gone 92-54 in road and neutral site contests since 2015, including a 67-42 mark in true road games
- The Bears' roster features three different returners who have earned All-America recognition during their respective MSU careers, led by 2019 preseason *Collegiate Baseball All-America* picks **Drew Millas** and **Connor Sechler**
- MSU has 80 combined come-from-behind wins over the last four seasons and went 13-2 in one-run games in 2018
- With three homers in Sunday's doubleheader at ASU, MSU doubled its season total from three to six long balls
- Six MSU newcomers have accounted for 22 of the Bears' 45 RBIs and 26 of the club's 55 runs scored this season

AROUND THE HORN

Pos.	Player	Ht.	Wt.	Class	B/T	G/GS	BA/OBP/SLG	HR/RBI	Notes
C	Drew Millas	6-2	205	Jr.	B/R	9/9	.147/.231/.235	0/4	Made first start at C Tues. since Feb. 24
1B	Ben Whetstone	6-6	245	Jr.	L/R	14/14	.192/.271/.231	0/4	Hits in 3 of last 4 games
2B	John Privitera	5-8	170	Jr.	L/R	14/14	.273/.344/.345	0/3	Back-to-back 3-hit games vs. UCA (career-best)
SS	Mason Hull	6-0	190	Fr.	R/R	14/14	.179/.200/.256	0/6	Hitting .375 w/RISP; leads team in RBIs
3B	Joey Polak	6-3	220	So.	R/R	14/14	.191/.283/.213	0/3	First 3-hit game as Bear Tues. at OSU
LF	Logan Geha	5-11	190	Jr.	R/R	14/13	.244/.404/.341	1/4	Career-high 3 hits vs. UCA (Feb. 27)
CF	Jack Duffy	5-10	190	Jr.	L/R	13/12	.190/.277/.214	0/2	.429 BA (3-7) over current 3-game hit streak
RF	Collin Clayton	6-1	175	Jr.	R/R	14/14	.234/.294/.340	1/2	7-game hit streak, Feb. 16-27
DH	Brooks Zimmerman	6-2	210	Sr.	R/R	12/11	.243/.333/.351	1/4	Third career 3-hit game vs. Utah (Feb. 16)
DH	Anthony Herron, Jr.	6-2	240	Fr.	R/R	11/7	.241/.281/.345	1/5	Reached in 6 of 11 PA leading off an inning
IF	Sam Faith	6-3	205	So.	B/R	11/2	.222/.333/.222	0/1	First hit of 2019 vs. UCA (Feb. 27)

Pos.	Pitcher	Ht.	Wt.	Class	B/T	G/GS	W-L	Sv	IP	H	K/BB	BAA	ERA
RHP	Logan Thomazin	6-2	200	Fr.	R/R	4/2	1-1	0	17.1	10	21/6	.179	3.63
LHP	Davis Schwab	6-4	230	Sr.	L/L	4/3	1-3	0	17.2	23	17/8	.329	6.62
RHP	Logan Wiley	6-0	190	Jr.	R/R	4/4	0-3	0	20.0	25	18/4	.309	6.30
RHP	Connor Sechler	6-3	195	So.	R/R	5/0	0-1	1	13.1	12	14/6	.255	3.38
LHP	Nate Witherspoon	6-4	210	Jr.	L/L	5/0	1-0	0	7.2	5	6/3	.217	5.87
LHP	Jake Lochner	6-0	200	Sr.	L/L	5/0	0-0	0	5.2	6	1/4	.286	6.35
RHP	Forrest Barnes	6-0	190	Fr.	R/R	3/2	0-1	0	8.0	11	6/6	.355	7.88
RHP	Hayden Juenger	6-0	175	Fr.	R/R	2/2	0-1	0	5.1	10	4/6	.400	10.12
RHP	Nick Schmidt	6-4	210	Fr.	R/R	6/0	0-0	0	7.0	8	6/7	.308	10.29

MISSOURI STATE BASEBALL

Game 15 | MISSOURI STATE BEARS (3-11) at ORAL ROBERTS GOLDEN EAGLES (6-7) | March 13, 2019 | Tulsa, Okla. | J.L. Johnson Stadium (2,418) | KBFL 1060 AM/96.9 FM

MISSOURI STATE QUICK FACTS

Founded	1905
Location	Springfield, Mo.
Address	901 S. National Ave. Springfield, MO 65897
Web Site	MissouriState.edu
Switchboard	(417) 836-5000
President	Clif Smart
Enrollment	26,182
Nickname	Bears
School Colors	Maroon and White
National Affiliation	NCAA Division I
Conference	Missouri Valley Conference
Director of Athletics	Kyle Moats
Faculty Athletics Representative	James Hutter
Tickets	(417) 836-7678, (888) 476-7849 MissouriStateBears.com/Tickets

Stadium

Home Facility	Hammons Field
Opened	2004
Capacity	8,000
Surface	Natural Grass
Dimensions	LF-315/LC-365/CF-400/RC-365/RF-330
Press Box Phone	(417) 832-3029

Baseball Staff

Head Coach	Keith Guttin (Missouri-St. Louis, '78)
MSU Record	1,262-787 (37th year at MSU)
Overall Record	1,262-787 (37th year overall)
Assistant Coach	Paul Evans (Southern Illinois, '81)
Assistant Coach	Matt Lawson (Missouri State, '15)
Volunteer Assistant Coach	Corey Hassel
Director of Player Development	Joe Lincoln
Graduate Managers	Matt Fultz Aaron Meyer Nick Petree
Student Assistant	Justin Paulsen
Student Manager	Brady Theisen
Athletic Trainer	Jim Penkalski
Strength & Conditioning Coordinator	Jeremiah Frey

Team Information

2018 Overall Record	40-17
2018 MVC Record (Finish)	18-3 (1st)
Postseason	NCAA Oxford Regional (1-2)
Lettermen Returning/Lost	19/8
Starters Returning/Lost	5/4
Pitchers Returning/Lost	10/3
Newcomers	13

History

First Season	1964
All-Time Record (56 seasons)	1,656-1,015-1
All-Time at Hammons Field (16 seasons)	251-127
All-Time NCAA D-I Tournament Record	22-24 (11 app.)
MVC Regular-Season Championships	6
MVC Tournament Championships	4

Athletics Communications

Location	Hammons Student Center, Room 300
Shipping Address	901 S. National Avenue Springfield, MO 65897
Assistant Director (Primary Baseball Contact)	Eric Doennig
Office Phone	(417) 836-4584
Cell Phone	(417) 827-5327
Email	EricDoennig@MissouriState.edu
Assistant A.D. for Communications	Rick Kindhart
Assistant Director	Ben Adamson
Assistant	Kevin Kane
Graduate Assistants	Morganne Lander, Tim McCall, Emily McMillan
Athletics Web Site	MissouriStateBears.com
Twitter	@MSUBearBaseball
Instagram	@MSUBearBaseball
Facebook	MissouriStBears/MSUBearsBaseball

LEADING OFF

The **Missouri State Bears** will embark on a tour of Oklahoma this week, meeting the **Oklahoma State Cowboys** Tuesday (March 12) at Allie P. Reynolds Stadium in Stillwater, before traveling to Tulsa for a Wednesday (March 13) meeting with the **Oral Roberts Golden Eagles** at J.L. Johnson Stadium. Tuesday's game is slated for a 3:35 p.m. start and will be broadcast live on Fox Sports Oklahoma, while Wednesday's contest will begin at 3 p.m.

The Bears enter the week on a five-game losing streak after dropping all three of their weekend contests at Arkansas State. OSU logged two wins in its three-game swing through Southern California over the weekend, knocking off USC and Michigan and dropping a game to UCLA. ORU was swept in a three-game home set with DBU last weekend.

After completing their midweek action, the Bears will take on their third opponent of the week from the state of Oklahoma with a three-game trip to Norman to meet the Oklahoma Sooners. That series will kick off at 6:30 p.m., Friday at L. Dale Mitchell Park.

SERIES HISTORY

Tuesday's contest will continue an annual pairing with Oklahoma State that has seen the two program's square off at least once every season since 2008. Overall, the Cowboys hold a 15-7 edge in the series, thanks to a recent seven-game win streak vs. MSU, prior to the Bears' 6-5 victory in the opening round of the 2017 NCAA Division I Championship at the Fayetteville Regional. OSU has also won five in a row vs. MSU in Stillwater.

ORU will bring a decisive 31-23 edge in its series with the Bears into play Wednesday, including a 21-10 advantage on its home turf. The Golden Eagles have won five of the last nine meetings since 2013, but the Bears have taken three of the last four from ORU in Tulsa, however, splitting a pair of midweek contests in both 2012 and 2014, before claiming a 9-5 victory at J.L. Johnson Stadium in 2017.

MODEL OF CONSISTENCY

Missouri State suffered its first three-game, non-conference series sweep since 2014 this past weekend at Arkansas State. The Bears, who have gone 88-49 (.642) against non-conference foes since 2015, have been remarkably consistent in non-league action, winning 13 of their last 18 three-game, non-conference series since dropping all three of their games to DBU in March 2014. That series, which was previously scheduled as a non-conference set prior to the Patriots joining the MVC for the 2014 season, represented MSU's only three-game sweep against a non-league opponent since March 2011, when they were swept at Southern Miss.

POWERING UP

After hitting just three home runs as a team through their first 10 games of the season, the Bears broke out the power bats over their last two games at Arkansas State last weekend. MSU doubled its season total with three long balls, getting solo shots from **Logan Geha** and **Collin Clayton** and a two-run bomb from **Dakota Kotowski**. The home runs by Clayton and Kotowski marked their first as Bears. Of MSU's six homers so far, four of them (including **Anthony Herron, Jr.**, and **Javier Ramos**) have come from newcomers hitting their first round-trippers in Maroon and White.

SO FRESH AND SO CLEAN

Missouri State's talented freshman class has wasted little time in making an impression on Bears opponents this season. In MSU's two-game sweep of UCA (Feb. 26-27) in particular, Bears freshmen combined to hit .412 with two homers, 11 RBIs and seven runs scored. On the mound, four rookie hurlers logged a 2.84 ERA with 16 strikeouts over 12.2 combined innings in the series. Overall this season, 12 of the Bears' 13 newcomers have seen game action, including four position players who have established themselves as regulars in MSU's starting lineup, and three more rookies who have drawn starting mound assignments in the first 14 games of the season.

Logan Thomazin registered one of the more memorable debut starts by a Bear, holding UCA hitless for 5 2/3 innings and striking out 11 hitters over 7.0 total innings of one-hit ball on Feb. 27. Fellow freshman **Javier Ramos** turned in a landmark debut at the plate as well, becoming the first Bear to belt a grand slam in his first collegiate at-bat as part of MSU's seven-run eighth inning (Feb. 27). Ramos's effort followed another freshman, **Anthony Herron, Jr.**, who homered in the game one win and drove in four runs in the series. Additionally, freshman shortstop **Mason Hull** produced his second multi-RBI effort of the season Feb. 27 and leads the club with six RBIs for the year.

MSU's talented class of newcomers has been instrumental in the Bears' run production so far this spring, with six rookies combining to account for 22 of the clubs' 45 total RBIs. Additionally, Hull and Herron are the only two MSU players to log multiple multi-RBI performances and the same rookie group has scored 26 of the Bears' 55 runs on the year.

SERIES SUMMARIES

All-Time Record vs. Oklahoma State	7-15
Home	4-4
Road	2-10
Neutral	0-2
Current Streak	Lost 2
Last 10 Meetings	1-9
3/5/13	Stillwater, Okla. L, 4-5
4/16/13	Springfield L, 4-6
3/18/14	Springfield L, 0-6
3/25/14	Stillwater, Okla. L, 2-3
2/25/15	Stillwater, Okla. L, 2-7
3/8/16	Springfield L, 5-6
3/7/17	Stillwater, Okla. L, 3-7
6/2/17	*Fayetteville, Ark. W, 6-5
3/7/18	Springfield L, 8-10
3/17/18	Stillwater, Okla. L, 2-4
MSU vs. Big 12 Conference	55-68
Keith Guttin vs. Oklahoma State	7-15

All-Time Record vs. Oral Roberts	23-31
Home	13-9
Road	10-20
Neutral	0-2
Current Streak	Won 1
Last 10 Meetings	5-5
3/18/12	Springfield W, 3-2
5/7/13	Springfield L, 1-4
5/8/13	Springfield L, 3-5
2/25/14	Tulsa, Okla. W, 3-2
4/2/14	Tulsa, Okla. L, 1-4
5/6/14	Springfield L, 1-5
3/2/16	Springfield W, 5-0
2/21/17	Tulsa, Okla. W, 9-5
3/28/17	Springfield L, 1-3
3/13/18	Springfield W, 6-5
MSU vs. Summit League	62-41
Keith Guttin vs. Oral Roberts	23-26

MISSOURI STATE BASEBALL

Game 15 | MISSOURI STATE BEARS (3-11) at ORAL ROBERTS GOLDEN EAGLES (6-7) | March 13, 2019 | Tulsa, Okla. | J.L. Johnson Stadium (2,418) | KBFL 1060 AM/96.9 FM

MVC STANDINGS

Team	Overall	Pct.	MVC	Pct.
Indiana State	12-1	.923	0-0	.000
DBU	12-3	.800	0-0	.000
Illinois State	8-5	.615	0-0	.000
Southern Illinois	8-5	.615	0-0	.000
Bradley	7-5	.583	0-0	.000
Evansville	7-6	.538	0-0	.000
Missouri State	3-10	.231	0-0	.000
Valparaiso	2-10	.167	0-0	.000

*through March 11

THIS WEEK IN THE VALLEY

Tuesday, March 12

Illinois State at SEMO (3 p.m.)
 Austin Peay at Southern Illinois (3 p.m.)
 Missouri State at Oklahoma State (3:30 p.m.)
 Southern Indiana at Evansville (6 p.m.)
 Valparaiso at Tennessee Tech (6 p.m.)
 Texas A&M at DBU (6:30 p.m.)

Wednesday, March 13

SEMO at Southern Illinois (3 p.m.)
 Missouri State at Oral Roberts (3 p.m.)
 Illinois State at SIU Edwardsville (4 p.m.)
 Purdue at Indiana State (4 p.m.)

Friday, March 15

The Citadel at Indiana State (1 p.m.)
 Valparaiso at Northern Illinois (3 p.m.)
 Southern Illinois at Illinois (4 p.m.)
 Central Michigan at Illinois State (5 p.m.)
 Creighton at Evansville (6 p.m.)
 Houston at DBU (6:30 p.m.)
 Missouri State at Oklahoma (6:30 p.m.)

MVC PRESEASON POLL

No.	Team (First-place votes)	Points
1.	Missouri State (5)	59
2.	DBU (2)	58
3.	Indiana State (1)	49
4.	Bradley	39
5.	Southern Illinois	31
6.	Illinois State	28
7.	Valparaiso	13
8.	Evansville	11

PRESEASON ALL-MVC TEAM

Pos.	Player	Team
1B	Ben Whetstone	Missouri State
2B	Jarrod Watkins	Indiana State
3B	Brendan Dougherty	Bradley
SS	Jimmy Glowenke	DBU
C	Drew Millas	Missouri State
OF	John Rave	Illinois State
OF	Blake Billinger	Valparaiso
OF	Andy Shadid	Bradley
SP	Triston Polley	Indiana State
SP	Luke Eldred	DBU
RP	Jarod Bayless	DBU
RP	Connor Sechler	Missouri State

MILLAS, SECHLER HONORED

After earning All-America honors to spearhead the Bears' 2018 MVC title run, both **Drew Millas** and **Connor Sechler** were tabbed for 2019 preseason All-America honors by *Collegiate Baseball*. Millas posted a career year in helping the Bears to their second consecutive Valley regular-season championship last spring, posting team-best figures for batting (.321), hits (68) and RBIs (61) en route to earning first-team All-MVC and second-team All-America honors from the NCBWA. The catcher/DH recorded 18 multi-hit games and 18 multi-RBI efforts, as well as three separate four-hit games as a sophomore.

Sechler was a freshman All-America choice of both *Collegiate Baseball* and the NCBWA after anchoring the Bears' bullpen with eight saves and a 2.98 earned run average in 2018. The right-hander limited the opposition to a combined .208 batting average, while striking out 59 hitters in 54.1 innings over an MSU freshman-record 32 appearances.

WATCH THE LEATHER, MAN

In addition to serving as a key cog in the Bears' lineup over the past two years, junior first baseman **Ben Whetstone** has proven to be one of the top defensive performers in The Valley as well. The Overland Park, Kan., native briefly moved into the top spot on the Bears' career fielding percentage chart earlier this season, before seeing his streak of consecutive error-less games come to an end at 27 March 1 vs. UC Irvine. Still, Whetstone's 0.992 fielding mark as a Bear trails only Steve Seal's career percentage among all MSU defenders with at least 150 career fielding chances.

NON-CON DOMINATION

MSU has been nearly unstoppable against non-conference competition over the last four seasons, compiling an 88-49 (.642) record in regular-season games versus non-league foes since the start of the 2015 season. The Bears, who have won 40 of their last 57 regular-season non-conference home games, outscoring their non-league opponents by a 813-511 margin at Hammons Field over the same stretch.

HOME SWEET HAMMONS

Missouri State opened its 2019 home slate with a pair of convincing victories over Central Arkansas (Feb. 26-27), extending a recent home-field advantage of unprecedented proportions. The Bears have logged four of their top single-season home win totals since the 2015 season, going 17-6 at home last spring after a 21-7 home mark in 2017, a Hammons Field-record 22 victories in 2016 and the Bears' best-ever home win percentage at Hammons with a 19-3 (.864) mark in 2015.

With their two wins over UCA, the Bears may now boast of a combined 81-26 (.757) home record since the start of the 2015 season. The Bears have won 40 of their last 57 regular-season non-conference home games, outscoring their opponents by a 813-511 margin at Hammons over that stretch.

WHAT A RELIEF

While the Bears have held a lead in just four of their 14 contests this season to date, the Missouri State bullpen can boast of a recent track record of locking down victories. Dating back to May 2014, the Bears relief corps has closed out 155 consecutive victories in which MSU has taken a lead into the ninth inning.

The Bears bullpen has posted an uncharacteristic 8.54 staff ERA through the first 14 games, but two mainstays from last year—sophomore closer **Connor Sechler** and senior lefty **Davis Schwab**—have combined to log 17.2 innings of relief with 21 total strikeouts.

VALLEY FORECAST

Highlighted by three selections to the 2019 Preseason All-Missouri Valley Conference Baseball Team, Missouri State was the choice of the league's head coaches to claim its third-consecutive conference crown. Leading the Bears' contingent of three preseason All-MVC choices were returning first-team all-conference picks catcher/DH **Drew Millas** and reliever **Connor Sechler**, while reigning MVC Championship Most Outstanding Player **Ben Whetstone** also picked up a nod at first base.

The Bears, ranked as high as No. 24 in *Collegiate Baseball's* Preseason Poll, captured their third NCAA Regional berth in four seasons last spring after becoming just the second Valley school to win back-to-back regular-season titles (joining Wichita State). MSU (59 points) garnered five of the eight first-place votes to edge DBU for the top spot by just one point. The Patriots, who received two first-place votes, out-gained No. 3 Indiana State (49), which picked up the other first-place vote, while Bradley (39) rounded out the top half of the preseason poll.

2019 HONORS

- Drew Millas**
- Collegiate Baseball Preseason All-America (third team)
 - Preseason All-MVC
- Connor Sechler**
- Collegiate Baseball Preseason All-America (third team)
 - NCBWA Stopper of the Year Watch List
 - Preseason All-MVC
- Ben Whetstone**
- Preseason All-MVC

2018 HONORS

- Ty Buckner**
- Collegiate Baseball Freshman All-America
 - All-MVC (first team)
- Jack Duffy**
- MVC Scholar-Athlete Team (OF)
- Keith Guttin**
- Dan Callahan MVC Coach of the Year
- Drew Millas**
- NCBWA All-America (second team)
 - ABCA All-Midwest Region (second team)
 - All-MVC (first team)
 - MVC Scholar-Athlete Team (DH)
 - MVC Player of the Week (March 5; April 9; April 23)
- John Privitera**
- All-MVC (first team)
 - MVC Championship All-Tournament Team (2B)
- Connor Sechler**
- Collegiate Baseball Freshman All-America
 - NCBWA Freshman All-America
 - All-MVC (first team)
 - MVC Championship All-Tournament Team (P)
 - MVC Pitcher of the Week (April 2)

- Ben Whetstone**
- MVC Championship Most Valuable Player
 - MVC Championship All-Tournament Team (OF)
 - MVC Scholar-Athlete Team (1B)

- Logan Wiley**
- All-MVC (honorable mention)

- Brooks Zimmerman**
- MVC Championship All-Tournament Team (OF)

MISSOURI STATE BASEBALL

Game 15 | MISSOURI STATE BEARS (3-11) at ORAL ROBERTS GOLDEN EAGLES (6-7) | March 13, 2019 | Tulsa, Okla. | J.L. Johnson Stadium (2,418) | KBFL 1060 AM/96.9 FM

MSU RECORD BY POSITION

C-	Geha 8 (2-6), Millas 6 (1-5)
1B-	Whetstone 14 (3-11)
2B-	Privitera 14 (3-11)
3B-	Polak 14 (3-11)
SS-	Hull 14 (3-11)
LF-	Zimmerman 8 (2-6), Geha 5 (1-4), Fitzpatrick 1 (0-1)
CF-	Clayton 13 (3-10), Duffy 1 (0-1)
RF-	Duffy 11 (3-8), Clayton 1 (0-1), Kotowski 1 (0-1), Zimmerman 1 (0-1)
DH-	Herron 7 (2-5), Millas 3 (0-3), Faith 2 (0-2), Zimmerman 2 (1-1)
P-	Wiley 4 (0-4), Schwab 3 (0-3), Juenger 2 (1-1), Thomazin 2 (1-1), Barnes 2 (1-1), Moore 1 (0-1)

MSU RECORD BY BATTING ORDER

1st-	Privitera 12 (3-9), Clayton 1 (0-1), Geha 1 (0-1)
2nd-	Millas 7 (0-7), Geha 5 (1-4), Clayton 2 (2-0),
3rd-	Whetstone 8 (2-6), Millas 2 (1-1), Zimmerman 2 (0-2), Duffy 1 (0-1), Faith 1 (0-1)
4th-	Polak 5 (0-5), Zimmerman 4 (2-2), Herron 4 (1-3), Whetstone 1 (0-1)
5th-	Duffy 4 (1-3), Zimmerman 4 (0-4), Whetstone 3 (0-3), Herron 2 (1-1), Polak 1 (1-0)
6th-	Clayton 4 (0-4), Duffy 3 (2-1), Polak 3 (0-3), Geha 2 (0-2), Faith 1 (0-1), Zimmerman 1 (1-0)
7th-	Geha 4 (2-2), Clayton 4 (2-2), Duffy 2 (0-2), Fitzpatrick 1 (0-1), Hull 1 (0-1), Polak 1 (0-1), Whetstone 1 (0-1)
8th-	Polak 4 (2-2), Duffy 2 (0-2), Hull 2 (0-2), Clayton 2 (0-2), Geha 1 (0-1), Herron 1 (0-1), Kotowski 1 (0-1), Whetstone 1 (1-0)
9th-	Hull 11 (3-8), Privitera 2 (0-2), Clayton 1 (0-1)

MSU HIT STREAKS

Category	Current	2019	Career
Jack Duffy	3	2	7
Joey Polak	2	3	3
John Privitera	1	3	4
Ben Whetstone	1	2	13
Drew Millas	1	2	6
Dakota Kotowski	1	1	1
Collin Clayton	0	7	7
Anthony Herron	0	4	4
Brooks Zimmerman	0	4	4
Logan Geha	0	2	4
Sam Faith	0	2	2
Mason Hull	0	2	2
Jordan Fitzpatrick	0	1	2
Javier Ramos	0	1	1

MSU REACHED BASE STREAKS

Category	Current	2019	Career
Logan Geha	4	6	7
Drew Millas	3	3	16
Jack Duffy	3	3	8
John Privitera	2	3	16
Joey Polak	2	3	3
Brooks Zimmerman	1	7	7
Ben Whetstone	1	5	31
Collin Clayton	0	7	7
Anthony Herron	0	4	4
Sam Faith	0	2	2
Mason Hull	0	2	2
Jordan Fitzpatrick	0	1	4
Dakota Kotowski	0	1	1
Javier Ramos	0	1	1

IN RARE COMPANY

With Missouri State's 4-2 win over Indiana State at the 2018 MVC Championship, Bears head coach **Keith Guttin** moved past Jack Stallings for sole possession of the No. 20 spot on the NCAA's Division I career coaching wins list.

With a career record of 1,262-787 (.616), Guttin needs nine more wins to catch legendary Miami coach Ron Fraser (1,271) in the 19th position on the chart. Guttin is the second-winningest coach in MVC history, while his win total ranked fifth among all active Division I head coaches entering the 2019 season, his 37th at the Bears' helm.

CARDIAC CUBS

The Bears were in control from the first inning of their initial victory of 2019 against Utah (Feb. 16), but MSU has made the comeback rally an artform in accumulating the most overall victories over a four-year period (170) in program history. Since the start of the 2015 season, the Bears have rallied for a victory on 80 separate occasions, including 21 times last spring, which represented 52.5 percent of their overall season win total (40).

BEARS IN THE PRO RANKS

Three Missouri State baseball standouts reached contractual agreements with professional organizations after being selected in the 2018 Major League Baseball First-Year Player Draft. Second-round pick **Jeremy Eierman** agreed to terms with the Oakland Athletics after the club selected the two-time All-American shortstop 70th overall in the June draft, while fellow MSU juniors **Dylan Coleman** (fourth round) and **Hunter Steinmetz** (11th round) followed suit by reaching deals with San Diego and Toronto, respectively. Eierman and Coleman became the 14th and 15th Bears to be taken in the top 10 rounds of the MLB Draft over the last decade.

Additionally, former Missouri State baseball standout **Matt Hall** became the 20th Bear to receive a call up to the big leagues last year. Hall became the fourth former Bear to earn a Major League roster spot, following **Luke Voit** and **Pierce Johnson** in 2017, and **Buddy Baumann** in 2016.

BEARS ON RADIO

Once again in 2019, Meyer Communications is slated to provide live radio coverage of all 56 Missouri State regular-season games, plus all Bears' games in the Missouri Valley Conference Tournament and any 2019 postseason play. The broadcasts can be heard primarily on **KBFL 1060 AM** and **96.9 FM** in Springfield with Art Hains, Ben Goss and Corey Riggs describing the action. An online audio stream is available through KBFL's website via RadioSpringfield.com.

BEARS ESPN BROADCAST SCHEDULE

Date	Opponent	Outlet	Time
Feb. 26	Central Arkansas	ESPN+	3 p.m.
Feb. 27	Central Arkansas	ESPN+	3 p.m.
March 5	Oral Roberts	ESPN+/ESPN3	3 p.m.
March 26	Arkansas	ESPN+/ESPN3	6:30 p.m.
March 27	Kansas	ESPN+/ESPN3	6:30 p.m.
March 29	Indiana State	ESPN+/ESPN3	6:30 p.m.
March 30	Indiana State	ESPN+/ESPN3	2 p.m.
March 31	Indiana State	ESPN+/ESPN3	1 p.m.
April 5	at Southern Illinois	ESPN+/ESPN3	6:30 p.m.
April 6	at Southern Illinois	ESPN+/ESPN3	2 p.m.
April 7	at Southern Illinois	ESPN+/ESPN3	1 p.m.
April 12	at Illinois State	ESPN+/ESPN3	5 p.m.
April 16	Missouri	ESPN+/ESPN3	6:30 p.m.
April 26	Bradley	ESPN+/ESPN3	2 p.m.
April 28	Bradley	ESPN+/ESPN3	11 a.m.
May 2	DBU	ESPN	6 p.m.
May 3	DBU	ESPN+/ESPN3	6:30 p.m.
May 4	DBU	ESPN+/ESPN3	2 p.m.
May 7	Wichita State	ESPN+/ESPN3	6:30 p.m.
May 10	at Evansville	ESPN+/ESPN3	6 p.m.
May 11	at Evansville	ESPN+/ESPN3	2 p.m.
May 12	at Evansville	ESPN+/ESPN3	1 p.m.
May 17	Valparaiso	ESPN+/ESPN3	2 p.m.

NCAA DIVISION I WINNINGEST ACTIVE COACHES

No.	Coach (School)	W-L-T	Pct.
1	Mike Martin (Florida State)	1,987-713-4	.736
2	Mike Fox (North Carolina)	1,429-521-5	.732
3	Paul Mainieri (LSU)	1,415-721-7	.662
4	John Anderson (Minnesota)	1,288-860-3	.599
5	Keith Guttin (MSU)	1,259-776-0	.619
6	Danny Hall (Georgia Tech)	1,227-649-1	.654
7	Gary Gilmore (Coastal Carolina)	1,180-578-3	.671
8	Tony Robichaux (UL Lafayette)	1,149-736-2	.609
9	Mike Sansing (Kennesaw State)	1,092-634-0	.633
10	Elliott Avent (NC State)	1,057-722-0	.594
11	Brian Shoop (UAB)	1,027-656-1	.610
12	Bill Brown (George Mason)	1,026-945-7	.520
13	Dave Van Horn (Arkansas)	1,014-532-0	.656
14	Rich Hill (San Diego)	1,002-701-4	.588
15	Paul Kostacopoulos (Navy)	915-619-7	.596

*Career coaching records entering the 2019 season

GUTTIN'S MILESTONE VICTORIES

Win	Date	Result (Site)
1	3/5/83	MSU 8, Indiana State 2 (Meador Park)
100	3/11/86	MSU 7, Jacksonville 5 (Jacksonville, Fla.)
200	4/16/88	MSU 4, Eastern Illinois 2 (Charleston, Ill.)
300	5/13/90	MSU 9, Eastern Illinois 2 (Chicago, Ill.)
*395	5/1/93	MSU 9, UNI 2 (Meador Park)
400	5/9/93	MSU 7, Wichita State 6 (Meador Park)
500	5/17/96	MSU 8, Wichita State 7 (Wichita, Kan.)
600	4/24/99	MSU 13, UNI 7 (Meador Park)
700	5/4/02	MSU 5, Wichita State 1 (Wichita, Kan.)
800	5/11/05	MSU 15, Kansas 6 (Hammons Field)
900	5/11/08	MSU 7, Middle Tennessee 6 (Hammons Field)
1,000	3/3/12	MSU 3, Northwestern State 2 (Natchitoches, La.)
1,100	3/17/15	MSU 10, UALR 3 (Hammons Field)
1,200	4/18/17	MSU 5, Missouri 3 (Columbia, Mo.)
1,250	5/11/18	MSU 5, Southern Illinois 3 (Hammons Field)

*Surpassed Bill Rowe for the all-time Missouri State record for coaching victories

BEARS ON ESPN

Missouri State University, in conjunction with SIDEARM Sports, launched a new partnership in August 2016, unveiling a reconstructed **MissouriStateBears.com**, the official MSU Athletics web site. The revamped MissouriStateBears.com will provide MSU fans with improved features and overall customer service. The new-and-improved site uses the latest technology to provide fans with a seamless, robust experience unique to Missouri State University.

In 2015, ESPN and the Missouri Valley Conference announced a 10-year extension to their current media rights agreement that will provide increased coverage of conference events across ESPN platforms through the 2023-24 academic year. Fans can keep tabs on the Bears through **The Valley on ESPN**. As part of the deal, ESPN, the MVC and its 10 member institutions will work jointly to develop in-house production capabilities at each campus that will provide significant coverage for multiple sports on ESPN+/ESPN3.

MISSOURI STATE BASEBALL

Game 15 | MISSOURI STATE BEARS (3-11) at ORAL ROBERTS GOLDEN EAGLES (6-7) | March 13, 2019 | Tulsa, Okla. | J.L. Johnson Stadium (2,418) | KBFL 1060 AM/96.9 FM

2019 MULTI-HIT GAMES

Name	2	3	4	5+	Total
John Privitera	1	3	0	0	4
Collin Clayton	2	0	0	0	2
Logan Geha	1	1	0	0	2
Anthony Herron	2	0	0	0	2
Ben Whetstone	1	1	0	0	2
Jack Duffy	1	0	0	0	1
Mason Hull	1	0	0	0	1
Drew Millas	1	0	0	0	1
Joey Polak	0	1	0	0	1
Brooks Zimmerman	0	1	0	0	1
Team	10	7	0	0	17

CAREER MULTI-HIT GAMES

Name	2	3	4	5+	Total
Drew Millas	19	6	3	0	28
Jack Duffy	16	5	0	0	21
John Privitera	11	5	0	0	16
Ben Whetstone	11	3	1	0	15
Logan Geha	7	1	0	0	8
Brooks Zimmerman	3	3	0	0	6
Anthony Herron	2	0	0	0	2
Collin Clayton	2	0	0	0	2
Jordan Fitzpatrick	1	0	0	0	1
Mason Hull	1	0	0	0	1
Joey Polak	0	1	0	0	1
Team	73	24	4	0	101

2019 MULTI-RBI GAMES

Name	2	3	4	5+	Total
Anthony Herron	2	0	0	0	2
Mason Hull	2	0	0	0	2
Dakota Kotowski	1	0	0	0	1
Drew Millas	1	0	0	0	1
Javier Ramos	0	0	1	0	1
Brooks Zimmerman	1	0	0	0	1
Team	7	0	1	0	8

CAREER MULTI-RBI GAMES

Name	2	3	4	5+	Total
Drew Millas	16	6	2	0	24
Ben Whetstone	10	1	1	0	12
Jack Duffy	6	4	0	0	10
Brooks Zimmerman	4	2	0	0	6
Logan Geha	4	1	0	0	5
John Privitera	1	2	1	0	4
Anthony Herron	2	0	0	0	2
Mason Hull	2	0	0	0	2
Sam Faith	1	0	0	0	1
Jordan Fitzpatrick	0	1	0	0	1
Dakota Kotowski	1	0	0	0	1
Javier Ramos	0	0	1	0	1
Team	47	17	5	0	69

GAME-WINNING RBI

Name	'16	'17	'18	'19	Total
Drew Millas	-	2	6	1	9
Ben Whetstone	-	0	6	0	6
Jack Duffy	-	1	3	0	4
Brooks Zimmerman	-	-	4	0	4
Logan Geha	-	1	2	0	3
John Privitera	-	0	3	0	3
Jordan Fitzpatrick	-	-	2	0	2
Anthony Herron	-	-	-	1	1
Team	0	4	26	2	32

STARTING PITCHERS GAME-BY-GAME

Forrest Barnes

Date	Opponent	IP	H	R	ER	BB	SO	WP	BK	HBP	Score	Record
2/15	vs. Nevada	0.2	1	0	0	1	0	0	0	0	(ND) 4-16	0-0
2/26	Central Arkansas	*4.1	4	2	2	0	3	0	0	3	(ND) 9-7	0-0
3/12	at Oklahoma State	*3.0	6	7	5	5	3	0	0	0	(L) 2-13	0-1

Hayden Juenger

Date	Opponent	IP	H	R	ER	BB	SO	WP	BK	HBP	Score	Record
2/16	vs. Utah	*3.1	5	2	2	3	2	0	1	0	(ND) 6-2	0-0
2/23	at San Diego	*2.0	5	4	4	3	2	0	0	0	(L) 4-14	0-1

Alex Moore

Date	Opponent	IP	H	R	ER	BB	SO	WP	BK	HBP	Score	Record
2/17	at Texas State	*2.2	6	5	5	3	0	0	0	0	(L) 0-10	0-1
3/10	at Arkansas State-1	2.0	4	3	3	1	1	0	0	0	(ND) 4-16	0-1

Davis Schwab

Date	Opponent	IP	H	R	ER	BB	SO	WP	BK	HBP	Score	Record
2/16	vs. Utah	4.1	3	0	0	1	6	0	1	1	(W) 6-2	1-0
2/22	vs. Cal State Fullerton	*4.1	7	5	4	1	3	0	0	0	(L) 0-7	1-1
3/1	UC Irvine-1	*6.0	5	3	3	3	5	1	1	1	(L) 2-3	1-2
3/8	at Arkansas State	*3.0	8	6	6	3	3	1	0	0	(L) 2-14	1-3

Logan Thomazin

Date	Opponent	IP	H	R	ER	BB	SO	WP	BK	HBP	Score	Record
2/17	at Texas State	3.1	2	1	1	0	2	1	0	2	(ND) 0-10	0-0
2/22	vs. Cal State Fullerton	2.2	3	1	1	1	5	0	0	1	(ND) 0-7	0-0
2/27	Central Arkansas	*7.0	1	1	0	4	11	0	0	2	(W) 15-3	1-0
3/10	at Arkansas State-2	*4.1	4	5	5	1	3	0	0	3	(L) 4-6	1-1

Logan Wiley

Date	Opponent	IP	H	R	ER	BB	SO	WP	BK	HBP	Score	Record
2/15	vs. Nevada	*4.1	6	5	5	0	2	0	0	3	(L) 4-16	0-1
2/24	vs. Fresno State	*6.0	9	3	3	1	4	0	0	0	(L) 2-3	0-2
3/1	UC Irvine-2	*5.2	2	1	0	0	7	0	0	0	(ND) 1-4	0-2
3/10	at Arkansas State-1	*4.0	8	6	6	3	5	0	0	1	(L) 4-16	0-3

* game started


BEARS MISCELLANEOUS

Home	2-2	When opponent scores 6-9 runs	1-2
Away	0-6	When opponent scores 10+ runs	0-6
Neutral	1-4	Shutouts	0-2
Day games	3-8	Missouri State scores first	3-1
Night games	0-3	Opponent scores first	0-10
On turf	0-0	Missouri State scores in first inning	1-0
On turf infield/grass outfield	0-0	Opponent scores in first inning	0-4
On grass	3-11	Leading after six	3-0
Wearing camouflage jersey/maroon hat	0-1	Trailing after six	0-10
Wearing black jersey/white hat	1-2	Tied after six	0-1
Wearing maroon Bears jersey/maroon hat	0-2	Leading after seven	3-0
Wearing maroon MoState jersey/maroon hat	0-4	Trailing after seven	0-9
Wearing maroon MoState jersey/white hat	1-0	Tied after seven	0-1
Wearing white jersey/maroon hat	0-1	Leading after eight	3-0
Wearing white jersey/white hat	1-0	Trailing after eight	0-9
Wearing gray jersey/maroon hat	0-1	Tied after eight	0-1
In Texas	1-2	Out-hit opponents	2-0
In California	0-3	Out-hit by opponents	0-11
In Missouri	2-2	Matching hits	1-0
In Arkansas	0-3	On Friday	0-5
In Oklahoma	0-1	On Saturday	1-1
Doubleheaders	0-4	On Sunday	0-4
Extra innings	0-1	On Tuesday	1-1
vs. Ranked teams	0-3	On Wednesday	1-0
vs. Unranked teams	3-8	In February	3-7
vs. Starting LHP	1-3	In March	0-6
vs. Starting RHP	2-8	Last 5 games	0-5
One-run games	0-2	Last 10 games	2-8
Five+ run games	1-7		
When scoring 0-2 runs	0-7		
When scoring 3-5 runs	0-4		
When scoring 6-9 runs	2-0		
When scoring 10+ runs	1-0		
When opponent scores 0-2 runs	1-0		
When opponent scores 3-5 runs	1-3		

MISSOURI STATE BASEBALL

Game 15 | MISSOURI STATE BEARS (3-11) at ORAL ROBERTS GOLDEN EAGLES (6-7) | March 13, 2019 | Tulsa, Okla. | J.L. Johnson Stadium (2,418) | KBFL 1060 AM/96.9 FM

RETIRED NUMBERS



Bill Rowe

On Saturday, May 8, 2004, former head baseball coach and director of athletics **Bill Rowe** became the first person in the 48-year history of the MSU baseball program to have his number retired.

Rowe guided the baseball Bears as head coach for 19 years from the start of the program in 1964 through its final season in NCAA Division II in 1982. He led the Bears to a 394-230-1 record and four Division II College World Series appearances. Under Rowe, the Bears finished as national runners-up in 1969 and finished third nationally in 1970 (just the sixth and seventh years of the program). As athletic director, Rowe guided the Bears from

Division II to Division I and saw the Bears change leagues from the MIAA and Mid-Continent Conferences to a current membership in the Missouri Valley Conference.

The retirement ceremony for Rowe's jersey was held prior to the Bears' doubleheader against Illinois State.

The indoor practice facility at Hammons Field also bears Rowe's name as of January 30, 2010.



Ryan Howard

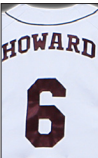
On Dec. 18, 2010, Missouri State retired the No. 6 jersey of former Bear and 2006 National League Most Valuable Player **Ryan Howard** at JQH Arena.

A St. Louis native who played at Missouri State from 1999-2001, Howard finished his collegiate career with 50 home runs, 183 RBIs and a .335 career average in 172 games. He was the 1999 Missouri Valley Conference Freshman of the Year and MSU's A.E. "Ted" Willis Most Valuable Player in 2000.

Since being drafted by Philadelphia in the fifth round of the 2001 draft, Howard has enjoyed a standout professional career. His long list of accomplishments as a member of

the Phillies includes 2005 National League Rookie of the Year, 2006 NL MVP, 2006 Home Run Derby champion, 2008 World Series champion, 2009 NLCS MVP and three All-Star selections.

Howard debuted with the Phillies in 2004, accumulating a career batting average of .258 with 382 homers and 1,194 RBIs in 1,572 MLB games over 13 seasons.



BEARS IN THE BIGS

- Scott Bailes
- Mark Bailey
- Buddy Baumann
- Scott Carroll
- Matt Cepicky
- Ross Detwiler
- Bart Evans
- Jeff Gray
- Matt Hall* (Detroit Tigers)
- Jason Hart
- Ryan Howard
- Pierce Johnson
- Mike Kickham
- Shaun Marcum
- Bill Mueller
- Matt Palmer
- John Rheinecker
- Brett Sinkbeil
- Luke Voit* (New York Yankees)
- Brad Ziegler

*Active on MLB roster

2019 SERIES BREAKDOWN

Series	W-L	Hitting						Pitching			BAA
		Avg.	R	2B	HR	SB	FLD%	ERA	SO/BB		
Nevada	0-1	.212	4	2	0	0	.971	16.00	6/5	.378	
Utah	1-0	.364	6	3	0	1	.947	2.00	10/4	.235	
Texas State	0-1	.069	0	0	0	0	.971	9.00	4/8	.290	
Cal State Fullerton	0-1	.167	0	0	0	1	.925	6.00	8/5	.324	
San Diego	0-1	.206	4	2	0	0	.970	12.38	2/11	.333	
Fresno State	0-1	.188	2	0	0	0	.944	3.38	8/1	.281	
Central Arkansas	2-0	.380	24	4	2	4	.945	4.00	20/6	.219	
UC Irvine	0-2	.103	3	0	1	1	.962	3.00	15/5	.203	
Arkansas State	0-3	.175	10	1	3	0	.980	13.12	24/23	.384	
Oklahoma State	0-1	.226	2	0	0	0	.971	12.38	5/6	.414	
Oral Roberts											
Oklahoma											
UC Santa Barbara											
Arkansas											
Kansas											
Indiana State											
Southeast Missouri											
Murray State											
Southern Illinois											
Illinois State											
Missouri											
New Orleans											
Bradley											
Wichita State											
DBU											
Evansville											
Valparaiso											

SINGLE-GAME HIGHS

Batting	Individual	Team
At Bats	6, Ben Whetstone vs. Central Arkansas (2/27)	44 vs. Central Arkansas (2/27)
Runs	3, John Privitera vs. Utah (2/16)	15 vs. Central Arkansas (2/27)
Hits	3, (7 times)	19 vs. Central Arkansas (2/27)
Doubles	1, (12 times)	3 vs. Utah (2/16)
Triples	1, Drew Millas vs. Fresno State (2/24)	2 vs. Central Arkansas (2/27)
	1, Collin Clayton vs. Central Arkansas (2/27)	
	1, John Privitera vs. Central Arkansas (2/27)	
Home Runs	1, (6 times)	2 at Arkansas State (3/10)
Runs Batted In	4, Javier Ramos vs. Central Arkansas (2/27)	10 vs. Central Arkansas (2/27)
Total Bases	5, Anthony Herron vs. Central Arkansas (2/26)	28 vs. Central Arkansas (2/27)
	5, John Privitera vs. Central Arkansas (2/27)	
	5, Collin Clayton at Arkansas State (3/10)	
Stolen Bases	1, (7 times)	3 vs. Central Arkansas (2/27)
Walks	2, Jack Duffy vs. Nevada (2/15)	6 vs. Nevada (2/15)
	2, Brooks Zimmerman vs. Central Arkansas (2/26)	
Strikeouts	4, Joey Polak vs. Cal State Fullerton (2/22)	13 vs. Fresno State (2/24)
Fielding	Individual	Team
Putouts	12, Logan Geha 28 vs. Central Arkansas (2/27)	33 vs. UC Irvine (3/1)
Assists	5, John Privitera vs. Cal State Fullerton (2/22)	13 vs. UC Irvine (3/1)
Errors	2, (3 times)	3 vs. Cal State Fullerton (2/22)
Double Plays	2, Ben Whetstone (2 times)	2 (4 times)
	2, John Privitera vs. Cal State Fullerton (2/22)	
	2, Mason Hull vs. Cal State Fullerton (2/22)	
Pitching	Individual	Team
Innings Pitched	7.0, Logan Thomazin vs. Central Arkansas (2/27)	11.0 vs. UC Irvine (3/1)
Runs Allowed	7, Forrest Barnes at Oklahoma State (3/12)	16 vs. Nevada (2/15)
		16 at Arkansas State (3/10)
Earned Runs Allowed	6, Davis Schwab at Arkansas State (3/8)	16 vs. Nevada (2/15)
	6, Logan Wiley at Arkansas State (3/10)	
Hits Allowed	9, Logan Wiley vs. Fresno State (2/24)	15 at Arkansas State (2 times)
Walks	5, (3 times)	11 at San Diego (2/23)
Strikeouts	11, Logan Thomazin vs. Central Arkansas (2/27)	13 vs. Central Arkansas (2/27)

MISSOURI STATE BASEBALL

Game 15 | MISSOURI STATE BEARS (3-11) at ORAL ROBERTS GOLDEN EAGLES (6-7) | March 13, 2019 | Tulsa, Okla. | J.L. Johnson Stadium (2,418) | KBFL 1060 AM/96.9 FM

SEASON RESULTS

Date	MSU Totals	Opponent	Opp. Totals	W/L	Record	Winner	Loser	Save	Highlights
2/15	4-7-1	vs. Nevada ^A	16-12-0	L	0-1	Anderson (1-0)	WILEY (0-1)	--	UNR scores in 8 of 9 inn.; Geha 2-3, 2B, BB
2/16	6-12-1	vs. Utah ^A	2-8-1	W	1-1	SCHWAB (1-0)	Pierce (0-1)	--	Schwab 4.1 IP, 3 H, 0 R, 6 K's; Privitera 3-3, 3 R, SB
2/17	0-2-1	at Texas State ^A	10-9-0	L	1-2	Reich (1-0)	MOORE (0-1)	--	Bears blanked on 2 H; Thomazin 3.1 IP, 2 H, 1 ER, 2 K's
2/22	0-5-3	vs. Cal State Fullerton [@]	7-11-0	L	1-3	Bibee (2-0)	SCHWAB (1-1)	--	Bibee 7.0 SHO IP, 8 K's; Thomazin 2.2 IP, 5 K's
2/23	4-7-1	at San Diego [@]	14-10-0	L	1-4	Hendrickson (2-0)	JUENGER (0-1)	--	USD scores 8 runs in first 3 inn.; Ricketts 2-3, 6 RBIs
2/24	2-6-2	vs. Fresno State [@]	3-9-0	L	1-5	Moore (1-0)	WILEY (0-2)	Arias (2)	3-run 4th lifts Fresno; Sechler 2.0 IP, 4 K's; Millas 2-3, 3B, RBI
2/26	9-11-2	Central Arkansas	7-11-3	W	2-5	WITHERSPOON (1-0)	Smith (0-1)	SECHLER (1)	6-run 6th for MSU; Herron 2-4, HR (1), 2 RBI; Privitera 3-5
2/27	15-19-2	Central Arkansas	3-3-3	W	3-5	THOMAZIN (1-0)	Stone (0-1)	--	Thomazin 7.0 IP, 1 H, 0 ER, 11 K's; Geha career-high 3 H
3/1	2-2-1	UC Irvine-1	3-5-0	L	3-6	Pallante (1-1)	SCHWAB (1-2)	Rashi (3)	Schwab 6.0 IP, 5 H, 3 ER, 5 K's; Zimmerman 2-run HR (1)
3/1	1-4-2	UC Irvine-2	4-8-1	L	3-7	Bocko (3-0)	SECHLER (0-1)	--	UCI bullpen 5.1 hitless inn., 10 K's; Lewis 3-run HR in 11th
3/8	2-2-1	at Arkansas State	14-15-3	L	3-8	Jackson (1-1)	SCHWAB (1-3)	--	Jackson 6.0 IP, 2 H, 0 ER; Jablonski 2-4, 4 RBIs
3/9	4-8-1	at Arkansas State	16-15-0	L	3-9	Coates (3-0)	WILEY (0-3)	--	ASU batters MSU for 15 hits; Felix 2-3, 4 RBIs; Coates 6.0 IP, 7 K's
3/10	4-7-0	at Arkansas State	6-8-0	L	3-10	Alberius (2-1)	THOMAZIN (1-1)	K. Stone (5)	Clayton 2-3, HR (1); Sechler 2.2 IP, 1 ER, 3 K's
3/12	2-7-1	at Oklahoma State	13-12-1	L	3-11	Standlee (2-0)	BARNES (0-1)	--	Polak 3-4, RBI; Witherspoon 4.0 IP, 1 H, 1 ER
3/13		at Oral Roberts							
3/15		at Oklahoma							
3/16		at Oklahoma							
3/17		at Oklahoma							
3/22		at UC Santa Barbara							
3/23		at UC Santa Barbara							
3/24		at UC Santa Barbara							
3/26		Arkansas							
3/27		Kansas							
3/29		Indiana State ^A							
3/30		Indiana State ^A							
3/31		Indiana State ^A							
4/2		at Southeast Missouri							
4/3		at Murray State							
4/5		at Southern Illinois ^A							
4/6		at Southern Illinois ^A							
4/7		at Southern Illinois ^A							
4/9		at Kansas							
4/12		at Illinois State ^A							
4/13		at Illinois State ^A							
4/14		at Illinois State ^A							
4/16		Missouri							
4/18		New Orleans							
4/19		New Orleans							
4/20		New Orleans							
4/23		at Missouri							
4/26		Bradley ^A							
4/27		Bradley ^A							
4/28		Bradley ^A							
4/30		at Wichita State							
5/2		DBU ^A							
5/3		DBU ^A							
5/4		DBU ^A							
5/7		Wichita State							
5/10		at Evansville ^A							
5/11		at Evansville ^A							
5/12		at Evansville ^A							
5/16		Valparaiso ^A							
5/17		Valparaiso ^A							
5/18		Valparaiso ^A							

* Missouri Valley Conference game; ^A at Texas State Tournament (San Marcos, Texas); [@] at Tony Gwynn Legacy (San Diego, Calif.)

Record Breakdown: 3-11 overall, 3-11 non-conference; 0-6 away; 2-2 home; 1-3 neutral; 3-7 February; 0-6 March; 3-8 day games; 0-3 night games; longest winning streak - 2; longest losing streak - 6

MISSOURI STATE BASEBALL

Game 15 | MISSOURI STATE BEARS (3-11) at ORAL ROBERTS GOLDEN EAGLES (6-7) | March 13, 2019 | Tulsa, Okla. | J.L. Johnson Stadium (2,418) | KBFL 1060 AM/96.9 FM

OVERALL BATTING-FIELDING STATISTICS

Record: 3-11 Home: 2-2 Away: 0-6 Neutral: 1-3 : 0-0

Player	avg	gp-gs	ab	r	h	2b	3b	hr	rbi	tb	slg%	bb	hp	so	gdp	ob%	sf	sh	sb-att	po	a	e	fld%
Privitera, John	.273	14-14	55	6	15	2	1	0	3	19	.345	4	2	13	0	.344	0	0	2-4	23	32	3	.948
Geha, Logan	.244	14-13	41	6	10	1	0	1	4	14	.341	8	3	15	1	.404	0	2	3-3	80	12	0	1.000
Zimmerman, Brooks	.243	12-11	37	6	9	1	0	1	4	13	.351	4	1	12	1	.333	0	0	0-0	11	0	0	1.000
Herron, Anthony	.241	11-7	29	5	7	0	0	1	5	10	.345	2	0	9	1	.281	1	0	1-1	0	0	0	.000
Clayton, Collin	.234	14-14	47	5	11	0	1	1	2	16	.340	3	1	9	3	.294	0	1	0-0	40	0	0	1.000
Whetstone, Ben	.192	14-14	52	3	10	2	0	0	4	12	.231	5	1	8	0	.271	1	0	0-2	103	4	1	.991
Polak, Joey	.191	14-14	47	6	9	1	0	0	3	10	.213	4	2	20	1	.283	0	0	0-0	4	20	2	.923
Duffy, Jack	.190	13-12	42	4	8	1	0	0	2	9	.214	5	0	6	0	.277	0	0	1-2	36	1	0	1.000
Hull, Mason	.179	14-14	39	6	7	3	0	0	6	10	.256	1	0	13	0	.200	0	1	0-1	20	25	7	.865
Millas, Drew	.147	9-9	34	2	5	1	1	0	4	8	.235	4	0	10	1	.231	1	0	0-0	36	2	1	.974

Kotowski, Dakota	.500	5-1	4	3	2	0	0	1	2	5	1.250	0	0	2	0	.500	0	0	0-0	1	0	0	1.000
Ramos, Javier	.500	2-0	2	1	1	0	0	1	4	4	2.000	0	0	1	0	.500	0	0	0-0	0	0	0	.000
Faith, Sam	.222	11-2	18	2	4	0	0	0	1	4	.222	1	2	6	0	.333	0	0	0-0	1	6	1	.875
Fitzpatrick, Jordan	.111	5-1	9	0	1	0	0	0	1	1	.111	1	0	4	0	.200	0	0	0-0	0	0	0	.000
Totals	.217	14	456	55	99	12	3	6	45	135	.296	42	12	128	8	.298	3	4	7-13	357	125	19	.962
Opponents	.304	14	454	118	138	27	8	13	109	220	.485	74	37	102	9	.429	16	14	21-27	372	116	12	.976

LOB - Team (90), Opp (120). DPs turned - Team (11), Opp (8).

OVERALL PITCHING STATISTICS

(All games Sorted by Earned run avg)

Player	era	w-l	app	gs	cg	sho	sv	ip	h	r	er	bb	so	2b	3b	hr	b/avg	wp	hp	bk	sfa	sha
Thomazin, Logan	3.63	1-1	4	2	0	0/0	0	17.1	10	8	7	6	21	1	0	1	.179	1	8	0	3	2
Wiley, Logan	6.30	0-3	4	4	0	0/0	0	20.0	25	15	14	4	18	3	3	3	.309	0	4	0	1	2
Schwab, Davis	6.62	1-3	4	3	0	0/0	0	17.2	23	14	13	8	17	7	2	1	.329	2	2	2	1	3

Sechler, Connor	3.38	0-1	6	0	0	0/0	1	13.1	12	5	5	6	14	1	0	1	.255	0	4	0	2	1
Witherspoon, Nate	5.87	1-0	5	0	0	0/0	0	7.2	5	6	5	3	6	1	0	0	.217	1	5	0	4	0
Lochner, Jake	6.35	0-0	5	0	0	0/0	0	5.2	6	5	4	4	1	2	1	0	.286	0	1	0	0	2
Barnes, Forrest	7.88	0-1	3	2	0	0/0	0	8.0	11	9	7	6	6	3	0	3	.355	0	3	0	0	1
Juenger, Hayden	10.12	0-1	2	2	0	0/0	0	5.1	10	6	6	6	4	0	1	0	.400	0	0	1	1	0
Schmidt, Nick	10.29	0-0	6	0	0	0/0	0	7.0	8	8	8	7	6	2	0	2	.308	2	4	0	2	0
Cruikshank, Ben	13.50	0-0	4	0	0	0/0	0	5.1	6	11	8	8	4	1	0	0	.300	0	1	0	0	2
Moore, Alex	15.43	0-1	2	1	0	0/0	0	4.2	10	8	8	4	1	3	0	0	.435	0	0	0	1	0
Carson, Peyton	15.88	0-0	4	0	0	0/0	0	5.2	10	10	10	2	2	2	1	2	.417	0	2	0	1	1
Ramos, Javier	40.50	0-0	4	0	0	0/0	0	1.1	1	8	6	6	2	1	0	0	.167	0	2	0	0	0
Gibbs, Zach	99.00	0-0	2	0	0	0/0	0	0.0	1	5	5	4	0	0	0	0	1.000	1	1	0	0	0
Totals	8.02	3-11	14	14	0	0/0	1	119.0	138	118	106	74	102	27	8	13	.304	7	37	3	16	14
Opponents	3.12	11-3	14	14	0	2/2	3	124.0	99	55	43	42	128	12	3	6	.217	8	12	3	3	4

PB - Team (0), Opp (2). Pickoffs - Team (4), Thomazin, L. 2, Schwab, D. 1, Geha, L. 1, Opp (2).

MISSOURI STATE BASEBALL

Game 15 | MISSOURI STATE BEARS (3-11) at ORAL ROBERTS GOLDEN EAGLES (6-7) | March 13, 2019 | Tulsa, Okla. | J.L. Johnson Stadium (2,418) | KBFL 1060 AM/96.9 FM

HOME BATTING-FIELDING STATISTICS

Record: 2-2 Home: 2-2 Away: 0-0 : 0-0

Player	avg	gp-gs	ab	r	h	2b	3b	hr	rbi	tb	slg%	bb	hp	so	qdp	ob%	sf	sh	sb-att	po	a	e	fld%	
Herron,Anthony	.429	4-4	14	4	6	0	0	1	4	9	.643	1	0	4	0	.467	0	0	1-1	0	0	0	.000	
Privitera,John	.412	4-4	17	2	7	0	1	0	2	9	.529	1	0	2	0	.444	0	0	1-1	8	9	0	1.000	
Geha,Logan	.333	4-4	12	2	4	0	0	0	1	4	.333	1	2	5	0	.467	0	2	2-2	33	7	0	1.000	
Zimmerman,Brooks	.231	4-4	13	4	3	0	0	1	2	6	.462	2	0	5	1	.333	0	0	0-0	4	0	0	1.000	
Whetstone,Ben	.222	4-4	18	1	4	1	0	0	2	5	.278	0	0	3	0	.222	0	0	0-1	29	2	1	.969	
Duffy,Jack	.188	4-4	16	3	3	1	0	0	0	4	.250	0	0	3	0	.188	0	0	1-2	11	0	0	1.000	
Polak,Joey	.167	4-4	12	3	2	1	0	0	1	3	.250	2	1	4	1	.333	0	0	0-0	1	3	0	1.000	
Hull,Mason	.154	4-4	13	3	2	1	0	0	3	3	.231	0	0	5	0	.154	0	0	0-0	7	8	5	.750	
Clayton,Collin	.143	4-4	14	2	2	0	1	0	1	4	.286	1	0	3	1	.200	0	0	0-0	14	0	0	1.000	

Kotowski,Dakota	1.000	1-0	1	1	1	0	0	0	0	1	1.000	0	0	0	0	1.000	0	0	0-0	0	0	0	.000	
Ramos,Javier	1.000	1-0	1	1	1	0	0	1	4	4	4.000	0	0	0	0	1.000	0	0	0-0	0	0	0	.000	
Faith,Sam	.250	3-0	4	1	1	0	0	0	0	1	.250	0	0	1	0	.250	0	0	0-0	0	0	0	.000	
Fitzpatrick,Jordan	.000	1-0	2	0	0	0	0	0	0	0	.000	0	0	1	0	.000	0	0	0-0	0	0	0	.000	
Totals	.263	4	137	27	36	4	2	3	20	53	.387	8	3	36	3	.318	0	2	5-7	108	37	7	.954	
Opponents	.211	4	128	17	27	8	0	1	16	38	.297	11	11	35	1	.320	3	5	4-6	102	36	7	.952	

LOB - Team (21), Opp (33). DPs turned - Team (1), Opp (3).

HOME PITCHING STATISTICS

(Home games Sorted by Earned run avg)

Player	era	w-l	app	gs	cg	sho	sv	ip	h	r	er	bb	so	2b	3b	hr	b/avg	wp	hp	bk	sfa	sha		
Thomazin,Logan	0.00	1-0	1	1	0	0/0	0	7.0	1	1	0	4	11	0	0	0	.050	0	2	0	1	1		
Wiley,Logan	0.00	0-0	1	1	0	0/0	0	5.2	2	1	0	0	7	0	0	0	.105	0	0	0	0	1		
Barnes,Forrest	4.15	0-0	1	1	0	0/0	0	4.1	4	2	2	0	3	2	0	0	.250	0	3	0	0	1		
Schwab,Davis	4.50	0-1	1	1	0	0/0	0	6.0	5	3	3	3	5	4	0	0	.227	1	1	1	0	2		
Sechler,Connor	4.91	0-1	3	0	0	0/0	1	7.1	8	4	4	3	5	1	0	1	.276	0	2	0	0	0		

Lochner,Jake	0.00	0-0	2	0	0	0/0	0	2.0	1	0	0	0	0	0	0	0	.143	0	0	0	0	0		
Ramos,Javier	0.00	0-0	1	0	0	0/0	0	0.1	0	0	0	0	0	0	0	0	.000	0	0	0	0	0		
Witherspoon,Nate	11.57	1-0	1	0	0	0/0	0	2.1	4	4	3	0	2	1	0	0	.400	0	2	0	1	0		
Schmidt,Nick	18.00	0-0	1	0	0	0/0	0	1.0	2	2	2	1	2	0	0	0	.500	0	1	0	1	0		
Totals	3.50	2-2	4	4	0	0/0	1	36.0	27	17	14	11	35	8	0	1	.211	1	11	1	3	5		
Opponents	4.50	2-2	4	4	0	0/0	1	34.0	36	27	17	8	36	4	2	3	.263	2	3	1	0	2		

PB - Team (0), Opp (1). Pickoffs - Team (2), Thomazin,L. 1, Schwab,D. 1, Opp (1).

MISSOURI STATE BASEBALL

Game 15 | MISSOURI STATE BEARS (3-11) at ORAL ROBERTS GOLDEN EAGLES (6-7) | March 13, 2019 | Tulsa, Okla. | J.L. Johnson Stadium (2,418) | KBFL 1060 AM/96.9 FM

ROAD BATTING-FIELDING STATISTICS

Record: 0-6 Home: 0-0 Away: 0-6 : 0-0

Player	avg	gp-gs	ab	r	h	2b	3b	hr	rbi	tb	slg%	bb	hp	so	qdp	ob%	sf	sh	sb-att	po	a	e	fld%	
Clayton,Collin	.294	6-6	17	2	5	0	0	1	1	8	.471	2	1	3	1	.400	0	0	0-0	15	0	0	1.000	
Whetstone,Ben	.250	6-6	20	1	5	1	0	0	1	6	.300	2	1	2	0	.348	0	0	0-0	41	1	0	1.000	
Polak,Joey	.250	6-6	20	2	5	0	0	0	1	5	.250	1	1	6	0	.318	0	0	0-0	1	14	1	.938	
Hull,Mason	.250	6-6	12	2	3	1	0	0	3	4	.333	1	0	3	0	.308	0	1	0-0	6	7	0	1.000	
Duffy,Jack	.214	5-4	14	0	3	0	0	0	1	3	.214	2	0	2	0	.313	0	0	0-0	15	0	0	1.000	
Geha,Logan	.118	6-5	17	3	2	0	0	1	2	5	.294	5	0	5	1	.318	0	0	0-0	33	4	0	1.000	
Zimmerman,Brooks	.118	5-5	17	2	2	1	0	0	1	3	.176	1	1	7	0	.211	0	0	0-0	6	0	0	1.000	
Millas,Drew	.100	5-5	20	0	2	0	0	0	1	2	.100	2	0	7	1	.182	0	0	0-0	13	1	1	.933	
Privitera,John	.042	6-6	24	0	1	0	0	0	0	1	.042	1	0	8	0	.080	0	0	0-1	11	11	0	1.000	

Kotowski,Dakota	.333	4-1	3	2	1	0	0	1	2	4	1.333	0	0	2	0	.333	0	0	0-0	1	0	0	1.000	
Faith,Sam	.222	6-1	9	1	2	0	0	0	1	2	.222	1	1	4	0	.364	0	0	0-0	1	6	1	.875	
Fitzpatrick,Jordan	.143	3-1	7	0	1	0	0	0	0	1	.143	0	0	3	0	.143	0	0	0-0	0	0	0	.000	
Herron,Anthony	.100	5-2	10	1	1	0	0	0	1	1	.100	1	0	3	1	.167	1	0	0-0	0	0	0	.000	
Ramos,Javier	.000	1-0	1	0	0	0	0	0	0	0	.000	0	0	1	0	.000	0	0	0-0	0	0	0	.000	
Totals	.173	6	191	16	33	3	0	3	15	45	.236	19	5	56	4	.264	1	1	0-1	144	53	5	.975	
Opponents	.365	6	189	73	69	16	5	7	68	116	.614	48	14	35	4	.502	10	7	12-15	162	48	4	.981	

ROAD PITCHING STATISTICS

(Away games Sorted by Earned run avg)

Player	era	w-l	app	gs	cg	sho	sv	ip	h	r	er	bb	so	2b	3b	hr	b/avg	wp	hp	bk	sfa	sha		
Thomazin,Logan	7.04	0-1	2	1	0	0/0	0	7.2	6	6	6	1	5	1	0	1	.222	1	5	0	1	1		

Witherspoon,Nate	1.80	0-0	2	0	0	0/0	0	5.0	1	1	1	1	3	0	0	0	.083	1	3	0	3	0		
Sechler,Connor	3.38	0-0	1	0	0	0/0	0	2.2	4	1	1	3	3	0	0	0	.500	0	1	0	2	1		
Cruikshank,Ben	7.20	0-0	3	0	0	0/0	0	5.0	6	7	4	5	3	1	0	0	.316	0	0	0	0	2		
Lochner,Jake	9.82	0-0	3	0	0	0/0	0	3.2	5	5	4	4	1	2	1	0	.357	0	1	0	0	2		
Carson,Peyton	13.50	0-0	3	0	0	0/0	0	4.2	7	7	7	2	2	2	0	1	.389	0	1	0	1	1		
Wiley,Logan	13.50	0-1	1	1	0	0/0	0	4.0	8	6	6	3	5	3	1	2	.421	0	1	0	0	0		
Barnes,Forrest	15.00	0-1	1	1	0	0/0	0	3.0	6	7	5	5	3	1	0	3	.462	0	0	0	0	0		
Moore,Alex	15.43	0-1	2	1	0	0/0	0	4.2	10	8	8	4	1	3	0	0	.435	0	0	0	1	0		
Schmidt,Nick	15.43	0-0	3	0	0	0/0	0	2.1	2	4	4	5	3	1	0	0	.222	2	1	0	0	0		
Schwab,Davis	18.00	0-1	1	1	0	0/0	0	3.0	8	6	6	3	3	2	2	0	.571	1	0	0	1	0		
Juenger,Hayden	18.00	0-1	1	1	0	0/0	0	2.0	5	4	4	3	2	0	1	0	.500	0	0	0	1	0		
Ramos,Javier	99.00	0-0	2	0	0	0/0	0	0.1	0	6	4	5	1	0	0	0	.000	0	0	0	0	0		
Gibbs,Zach	99.00	0-0	2	0	0	0/0	0	0.0	1	5	5	4	0	0	0	0	1.000	1	1	0	0	0		
Totals	12.19	0-6	6	6	0	0/0	0	48.0	69	73	65	48	35	16	5	7	.365	6	14	0	10	7		
Opponents	2.33	6-0	6	6	0	1/1	1	54.0	33	16	14	19	56	3	0	3	.173	3	5	1	1	1		

MISSOURI STATE BASEBALL

Game 15 | MISSOURI STATE BEARS (3-11) at ORAL ROBERTS GOLDEN EAGLES (6-7) | March 13, 2019 | Tulsa, Okla. | J.L. Johnson Stadium (2,418) | KBFL 1060 AM/96.9 FM

INDIVIDUAL GAME-BY-GAME BATTING (AB-R-H-RBI)

Opponent	Date	#7 Clayton,C	#23 Duffy,J	#26 Faith,S	#17 Fitzpatrick,J	#4 Geha,L	#12 Herron,A	#8 Hull,M	#16 Kotowski,D	#24 Milas,D	#25 Polak,J	#32 Privitera,J	#34 Ramos,J	#45 Whetstone,	#1 Zimmerman
Nevada	Feb 15	5-0-0-0	2-1-1-1	4-0-1-0	0-0-0-1	3-1-2-0	3-0-0-0	4-0-0-0	5-1-1-0	3-0-2-1	4-1-0-0	Def
Utah	Feb 16	4-1-1-0	4-0-1-0	4-0-1-1	4-1-1-0	3-1-1-2	3-0-1-1	3-3-3-0	4-0-0-0	4-0-3-1
Texas State	Feb 17	3-0-1-0	3-0-0-0	3-0-0-0	1-0-0-0	1-0-0-0	1-0-0-0	4-0-0-0	3-0-1-0	4-0-0-0	3-0-0-0	3-0-0-0
Cal State Fullerton	Feb 22	3-0-1-0	3-0-0-0	3-0-1-0	3-0-0-0	3-0-1-0	4-0-0-0	4-0-0-0	4-0-1-0	3-0-1-0
San Diego	Feb 23	3-0-1-0	0-0-0-0	3-1-0-0	4-1-1-0	3-0-1-2	Def	4-0-1-0	3-0-0-0	5-0-0-0	4-1-2-1	5-1-1-0
Fresno State	Feb 24	4-0-2-0	3-0-0-0	1-0-0-0	2-0-0-0	2-0-0-0	4-0-0-0	3-1-2-1	3-0-0-0	4-1-1-0	3-0-0-1	3-0-1-0
Central Arkansas	Feb 26	4-0-1-0	4-1-1-0	3-1-1-0	4-2-2-2	4-2-1-2	3-1-1-1	5-0-3-1	5-0-1-1	3-2-0-0
Central Arkansas	Feb 27	5-2-1-0	5-2-2-0	2-1-1-0	2-0-0-0	4-1-3-1	4-0-1-2	3-1-1-1	1-1-1-0	3-2-1-0	5-2-3-1	1-1-1-4	6-1-3-1	3-1-1-0
UC Irvine	Mar 01	2-0-0-0	3-0-0-0	1-0-0-0	2-0-0-0	2-1-1-0	2-0-0-0	2-0-0-0	3-0-0-0	3-0-0-0	3-1-1-2
UC Irvine	Mar 01	3-0-0-1	4-0-0-0	1-0-0-0	3-0-0-0	4-1-2-0	4-0-0-0	4-0-0-0	4-0-1-0	4-0-0-0	4-0-1-0
Arkansas State	Mar 08	3-0-0-0	4-0-0-1	1-0-0-0	1-0-0-0	3-0-0-0	4-0-0-0	3-0-0-1	1-0-0-0	3-1-0-0	4-0-0-0	2-0-1-0	2-1-1-0
Arkansas State	Mar 10	3-1-1-0	1-0-1-0	1-0-1-0	4-0-1-1	0-0-0-1	3-2-2-0	2-1-1-2	5-0-0-0	3-0-0-0	3-0-0-0	4-0-1-0	4-0-0-0
Arkansas State	Mar 10	3-1-2-1	4-0-1-0	1-1-1-1	4-0-1-0	3-1-1-1	1-0-0-0	4-0-0-1	4-1-1-0	5-0-0-0	4-0-0-0
Oklahoma State	Mar 12	2-0-0-0	2-0-1-0	3-0-0-0	2-0-0-0	3-1-0-0	1-0-0-0	1-0-0-0	0-1-0-0	3-0-1-0	4-0-3-1	3-0-1-0	1-0-0-0	3-0-1-0	3-0-0-1

MISSOURI STATE BASEBALL

Game 15 | MISSOURI STATE BEARS (3-11) at ORAL ROBERTS GOLDEN EAGLES (6-7) | March 13, 2019 | Tulsa, Okla. | J.L. Johnson Stadium (2,418) | KBFL 1060 AM/96.9 FM

INDIVIDUAL GAME-BY-GAME PITCHING (IP-H-R-ER-BB-SO)

Opponent	Date	#31 Barnes,F	#29 Carson,P	#43 Cruikshank,B	#40 Gibbs,Z	#11 Juenger,H	#21 Lochner,J	#50 Moore,A	#34 Ramos,J	#10 Schmidt,N	#13 Schwab,D
Nevada	Feb 15	0.2-1-0-0-1-0	1.0-3-3-3-0-0	0.1-0-4-4-3-1	0.2-1-2-2-1-1	1.2-3-2-2-0-1
Utah	Feb 16	*3.1-5-2-2-3-2	4.1-3-0-0-1-6
Texas State	Feb 17	1.0-0-2-1-3-0	*2.2-6-5-5-3-0	0.0-0-2-1-2-0	1.0-1-0-0-0-2
Cal State Fullerton	Feb 22	2.0-1-0-0-1-0	*4.1-7-5-4-1-3
San Diego	Feb 23	1.0-0-0-0-0-0	3.0-1-5-2-5-0	0.0-0-2-2-2-0	*2.0-5-4-4-3-2	2.0-4-3-3-1-0
Fresno State	Feb 24
Central Arkansas	Feb 26	*4.1-4-2-2-0-3	0.1-0-0-0-0-0
Central Arkansas	Feb 27	1.0-0-0-0-0-0	1.0-2-2-2-1-2
UC Irvine	Mar 01	*6.0-5-3-3-3-5
UC Irvine	Mar 01	1.0-1-0-0-0-0
Arkansas State	Mar 08	3.1-3-3-3-2-2	1.0-4-2-2-0-2	0.2-0-3-3-5-1	*3.0-8-6-6-3-3
Arkansas State	Mar 10	1.0-1-0-0-0-1	0.0-1-3-3-2-0	0.2-1-0-0-0-1	2.0-4-3-3-1-1	0.1-0-4-3-3-1
Arkansas State	Mar 10
Oklahoma State	Mar 12	*3.0-6-7-5-5-3	0.1-4-4-4-0-0	0.2-1-1-1-0-0

Opponent	Date	#14 Sechler,C	#18 Thomazin,L	#35 Wiley,L	#27 Wthrspoon,N
Nevada	Feb 15	*4.1-6-5-5-0-2	0.1-0-0-0-0-1
Utah	Feb 16	1.1-0-0-0-0-2
Texas State	Feb 17	3.1-2-1-1-0-2
Cal State Fullerton	Feb 22	2.2-3-1-1-1-5	0.0-0-1-1-2-0
San Diego	Feb 23
Fresno State	Feb 24	2.0-0-0-0-0-4	*6.0-9-3-3-1-4
Central Arkansas	Feb 26	2.0-3-1-1-1-2	2.1-4-4-3-0-2
Central Arkansas	Feb 27	*7.0-1-1-0-4-11
UC Irvine	Mar 01	1.0-0-0-0-1-2
UC Irvine	Mar 01	4.1-5-3-3-1-1	*5.2-2-1-0-0-7
Arkansas State	Mar 08
Arkansas State	Mar 10	*4.0-8-6-6-3-5
Arkansas State	Mar 10	2.2-4-1-1-3-3	*4.1-4-5-5-1-3	1.0-0-0-0-0-1
Oklahoma State	Mar 12	4.0-1-1-1-1-2

MISSOURI STATE BASEBALL

Game 15 | MISSOURI STATE BEARS (3-11) at ORAL ROBERTS GOLDEN EAGLES (6-7) | March 13, 2019 | Tulsa, Okla. | J.L. Johnson Stadium (2,418) | KBFL 1060 AM/96.9 FM

GAME-BY-GAME LINEUPS

Date	Opponent	1st	2nd	3rd	4th	5th	6th	7th	8th	9th
Feb. 15	vs. Nevada	Clayton	Millas	Faith	Polak	Whetstone	Geha	Duffy	Hull	Privitera
Feb. 16	vs. Utah	Privitera	Clayton	Millas	Zimmerman	Polak	Duffy	Geha	Whetstone	Hull
Feb. 17	at Texas State	Privitera	Millas	Duffy	Zimmerman	Whetstone	Faith	Polak	Clayton	Hull
Feb. 22	vs. Cal State Fullerton	Privitera	Millas	Whetstone	Polak	Duffy	Clayton	Geha	Herron	Hull
Feb. 23	at San Diego	Privitera	Millas	Zimmerman	Polak	Herron	Clayton	Whetstone	Geha	Hull
Feb. 24	vs. Fresno State	Privitera	Millas	Whetstone	Zimmerman	Duffy	Clayton	Geha	Polak	Hull
Feb. 26	Central Arkansas	Privitera	Clayton	Whetstone	Zimmerman	Herron	Duffy	Geha	Polak	Hull
Feb. 27	Central Arkansas	Privitera	Geha	Whetstone	Herron	Duffy	Zimmerman	Clayton	Polak	Hull
March 1	UC Irvine-1	Privitera	Geha	Whetstone	Herron	Zimmerman	Duffy	Clayton	Polak	Hull
March 1	UC Irvine-2	Privitera	Geha	Whetstone	Herron	Zimmerman	Polak	Clayton	Duffy	Hull
March 8	at Arkansas State	Privitera	Geha	Whetstone	Herron	Zimmerman	Polak	Clayton	Duffy	Hull
March 10	at Arkansas State-1	Geha	Millas	Zimmerman	Polak	Whetstone	Clayton	Hull	Kotowski	Privitera
March 10	at Arkansas State-2	Privitera	Millas	Whetstone	Polak	Duffy	Geha	Fitzpatrick	Hull	Clayton
March 12	at Oklahoma State	Privitera	Geha	Millas	Whetstone	Zimmerman	Polak	Duffy	Clayton	Hull
March 13	at Oral Roberts									
March 15	at Oklahoma									
March 16	at Oklahoma									
March 17	at Oklahoma									
March 22	at UC Santa Barbara									
March 23	at UC Santa Barbara									
March 24	at UC Santa Barbara									
March 26	Arkansas									
March 27	Kansas									
March 29	Indiana State									
March 30	Indiana State									
March 31	Indiana State									
April 2	at Southeast Missouri									
April 3	at Murray State									
April 5	at Southern Illinois									
April 6	at Southern Illinois									
April 7	at Southern Illinois									
April 9	at Kansas									
April 12	at Illinois State									
April 13	at Illinois State									
April 14	at Illinois State									
April 16	Missouri									
April 18	New Orleans									
April 19	New Orleans									
April 20	New Orleans									
April 23	at Missouri									
April 26	Bradley									
April 27	Bradley									
April 28	Bradley									
April 30	at Wichita State									
May 2	DBU									
May 3	DBU									
May 4	DBU									
May 7	Wichita State									
May 10	at Evansville									
May 11	at Evansville									
May 12	at Evansville									
May 16	Valparaiso									
May 17	Valparaiso									
May 18	Valparaiso									

Bold indicates home game

MISSOURI STATE BASEBALL

Game 15 | MISSOURI STATE BEARS (3-11) at ORAL ROBERTS GOLDEN EAGLES (6-7) | March 13, 2019 | Tulsa, Okla. | J.L. Johnson Stadium (2,418) | KBFL 1060 AM/96.9 FM

GAME-BY-GAME DEFENSIVE LINEUPS

Date	Opponent	P	C	1B	2B	3B	SS	LF	CF	RF	DH
Feb. 15	vs. Nevada	Wiley	Millas	Whetstone	Privitera	Polak	Hull	Geha	Clayton	Duffy	Faith
Feb. 16	vs. Utah	Juenger	Millas	Whetstone	Privitera	Polak	Hull	Geha	Clayton	Duffy	Zimmerman
Feb. 17	at Texas State	Moore	Millas	Whetstone	Privitera	Polak	Hull	Geha	Clayton	Duffy	Faith
Feb. 22	vs. Cal State Fullerton	Schwab	Millas	Whetstone	Privitera	Polak	Hull	Geha	Clayton	Duffy	Herron
Feb. 23	at San Diego	Juenger	Millas	Whetstone	Privitera	Polak	Hull	Geha	Clayton	Zimmerman	Herron
Feb. 24	vs. Fresno State	Wiley	Geha	Whetstone	Privitera	Polak	Hull	Zimmerman	Clayton	Duffy	Millas
Feb. 26	Central Arkansas	Barnes	Geha	Whetstone	Privitera	Polak	Hull	Zimmerman	Clayton	Duffy	Herron
Feb. 27	Central Arkansas	Thomazin	Geha	Whetstone	Privitera	Polak	Hull	Zimmerman	Clayton	Duffy	Herron
March 1	UC Irvine-1	Schwab	Geha	Whetstone	Privitera	Polak	Hull	Zimmerman	Clayton	Duffy	Herron
March 1	UC Irvine-2	Wiley	Geha	Whetstone	Privitera	Polak	Hull	Zimmerman	Clayton	Duffy	Herron
March 8	at Arkansas State	Schwab	Geha	Whetstone	Privitera	Polak	Hull	Zimmerman	Clayton	Duffy	Herron
March 10	at Arkansas State-1	Wiley	Geha	Whetstone	Privitera	Polak	Hull	Zimmerman	Clayton	Kotowski	Millas
March 10	at Arkansas State-2	Thomazin	Geha	Whetstone	Privitera	Polak	Hull	Fitzpatrick	Clayton	Duffy	Millas
March 12	at Oklahoma State	Barnes	Millas	Whetstone	Privitera	Polak	Hull	Geha	Duffy	Clayton	Zimmerman
March 13	at Oral Roberts										
March 15	at Oklahoma										
March 16	at Oklahoma										
March 17	at Oklahoma										
March 22	at UC Santa Barbara										
March 23	at UC Santa Barbara										
March 24	at UC Santa Barbara										
March 26	Arkansas										
March 27	Kansas										
March 29	Indiana State										
March 30	Indiana State										
March 31	Indiana State										
April 2	at Southeast Missouri										
April 3	at Murray State										
April 5	at Southern Illinois										
April 6	at Southern Illinois										
April 7	at Southern Illinois										
April 9	at Kansas										
April 12	at Illinois State										
April 13	at Illinois State										
April 14	at Illinois State										
April 16	Missouri										
April 18	New Orleans										
April 19	New Orleans										
April 20	New Orleans										
April 23	at Missouri										
April 26	Bradley										
April 27	Bradley										
April 28	Bradley										
April 30	at Wichita State										
May 2	DBU										
May 3	DBU										
May 4	DBU										
May 7	Wichita State										
May 10	at Evansville										
May 11	at Evansville										
May 12	at Evansville										
May 16	Valparaiso										
May 17	Valparaiso										
May 18	Valparaiso										

Bold indicates home game

MISSOURI STATE BASEBALL

Game 15 | MISSOURI STATE BEARS (3-11) at ORAL ROBERTS GOLDEN EAGLES (6-7) | March 13, 2019 | Tulsa, Okla. | J.L. Johnson Stadium (2,418) | KBFL 1060 AM/96.9 FM

MISSOURI STATE CAREER STATISTICS

Barnes,Forrest

Year	avg	gp-gs	ab	r	h	2b	3b	hr	rbi	tb	slg%	bb	hbp	so	gdp	ob%	sf	sh	sb-att	po	a	e	fld%
2019	.000	0-0	0	0	0	0	0	0	0	0	.000	0	0	0	0	.000	0	0	0-0	0	2	0	1.000
TOTAL	.000	0-0	0	0	0	0	0	0	0	0	.000	0	0	0	0	.000	0	0	0-0	0	2	0	1.000

Year	era	w-l	app	gs	cg	sho	sv	ip	h	r	er	bb	so	2b	3b	hr	bf	bavg	wp	hbp	bk	sfa	sha
2019	7.88	0-1	3	2	0	0/0	0	8.0	11	9	7	6	6	3	0	3	41	.355	0	3	0	0	1
TOTAL	7.88	0-1	3	2	0	0/0	0	8.0	11	9	7	6	6	3	0	3	41	.355	0	3	0	0	1

Briggs,Michael

Year	avg	gp-gs	ab	r	h	2b	3b	hr	rbi	tb	slg%	bb	hbp	so	gdp	ob%	sf	sh	sb-att	po	a	e	fld%
2018	.000	4-0	3	0	0	0	0	0	0	0	.000	0	0	3	0	.000	0	0	0-0	0	1	0	1.000
TOTAL	.000	4-0	3	0	0	0	0	0	0	0	.000	0	0	3	0	.000	0	0	0-0	0	1	0	1.000

Buckner,Ty

Year	avg	gp-gs	ab	r	h	2b	3b	hr	rbi	tb	slg%	bb	hbp	so	gdp	ob%	sf	sh	sb-att	po	a	e	fld%
2018	.000	0-0	0	0	0	0	0	0	0	0	.000	0	0	0	0	.000	0	0	0-0	4	8	0	1.000
TOTAL	.000	0-0	0	0	0	0	0	0	0	0	.000	0	0	0	0	.000	0	0	0-0	4	8	0	1.000

Year	era	w-l	app	gs	cg	sho	sv	ip	h	r	er	bb	so	2b	3b	hr	bf	bavg	wp	hbp	bk	sfa	sha
2018	4.81	7-4	16	15	1	0/1	0	76.2	62	47	41	49	60	12	1	8	347	.220	6	13	0	0	3
TOTAL	4.81	7-4	16	15	1	0/1	0	76.2	62	47	41	49	60	12	1	8	347	.220	6	13	0	0	3

Carson,Peyton

Year	avg	gp-gs	ab	r	h	2b	3b	hr	rbi	tb	slg%	bb	hbp	so	gdp	ob%	sf	sh	sb-att	po	a	e	fld%
2019	.000	0-0	0	0	0	0	0	0	0	0	.000	0	0	0	0	.000	0	0	0-0	0	1	1	.500
TOTAL	.000	0-0	0	0	0	0	0	0	0	0	.000	0	0	0	0	.000	0	0	0-0	0	1	1	.500

Year	era	w-l	app	gs	cg	sho	sv	ip	h	r	er	bb	so	2b	3b	hr	bf	bavg	wp	hbp	bk	sfa	sha
2019	15.88	0-0	4	0	0	0/0	0	5.2	10	10	10	2	2	2	1	2	30	.417	0	2	0	1	1
TOTAL	15.88	0-0	4	0	0	0/0	0	5.2	10	10	10	2	2	2	1	2	30	.417	0	2	0	1	1

Clayton,Collin

Year	avg	gp-gs	ab	r	h	2b	3b	hr	rbi	tb	slg%	bb	hbp	so	gdp	ob%	sf	sh	sb-att	po	a	e	fld%
2019	.234	14-14	47	5	11	0	1	1	2	16	.340	3	1	9	3	.294	0	1	0-0	40	0	0	1.000
TOTAL	.234	14-14	47	5	11	0	1	1	2	16	.340	3	1	9	3	.294	0	1	0-0	40	0	0	1.000

Cruikshank,Ben

Year	avg	gp-gs	ab	r	h	2b	3b	hr	rbi	tb	slg%	bb	hbp	so	gdp	ob%	sf	sh	sb-att	po	a	e	fld%
2019	.000	0-0	0	0	0	0	0	0	0	0	.000	0	0	0	0	.000	0	0	0-0	1	1	0	1.000
TOTAL	.000	0-0	0	0	0	0	0	0	0	0	.000	0	0	0	0	.000	0	0	0-0	1	1	0	1.000

Duffy,Jack

Year	avg	gp-gs	ab	r	h	2b	3b	hr	rbi	tb	slg%	bb	hbp	so	gdp	ob%	sf	sh	sb-att	po	a	e	fld%
2017	.222	58-45	158	21	35	8	1	0	17	45	.285	25	5	42	2	.344	1	0	7-8	88	0	2	.978
2018	.271	57-54	203	30	55	9	3	3	30	79	.389	15	6	40	3	.338	1	7	1-3	121	5	1	.992
2019	.190	13-12	42	4	8	1	0	0	2	9	.214	5	0	6	0	.277	0	0	1-2	36	1	0	1.000
TOTAL	.243	128-111	403	55	98	18	4	3	49	133	.330	45	11	88	5	.334	2	7	9-13	245	6	3	.988

Faith,Sam

Year	avg	gp-gs	ab	r	h	2b	3b	hr	rbi	tb	slg%	bb	hbp	so	gdp	ob%	sf	sh	sb-att	po	a	e	fld%
2018	.121	23-5	33	6	4	1	0	1	3	8	.242	2	1	13	0	.194	0	2	1-1	2	11	1	.929
2019	.222	11-2	18	2	4	0	0	0	1	4	.222	1	2	6	0	.333	0	0	0-0	1	6	1	.875
TOTAL	.157	34-7	51	8	8	1	0	1	4	12	.235	3	3	19	0	.246	0	2	1-1	3	17	2	.909

MISSOURI STATE BASEBALL

Game 15 | MISSOURI STATE BEARS (3-11) at ORAL ROBERTS GOLDEN EAGLES (6-7) | March 13, 2019 | Tulsa, Okla. | J.L. Johnson Stadium (2,418) | KBFL 1060 AM/96.9 FM

MISSOURI STATE CAREER STATISTICS

Fitzpatrick, Jordan

Year	avg	gp-gs	ab	r	h	2b	3b	hr	rbi	tb	slg%	bb	hbp	so	gdp	ob%	sf	sh	sb-att	po	a	e	fld%
2018	.196	34-10	51	8	10	2	0	1	8	15	.294	8	0	13	0	.300	1	0	0-0	13	1	3	.824
2019	.111	5-1	9	0	1	0	0	0	1	1	.111	1	0	4	0	.200	0	0	0-0	0	0	0	.000
TOTAL	.183	39-11	60	8	11	2	0	1	9	16	.267	9	0	17	0	.286	1	0	0-0	13	1	3	.824

Geha, Logan

Year	avg	gp-gs	ab	r	h	2b	3b	hr	rbi	tb	slg%	bb	hbp	so	gdp	ob%	sf	sh	sb-att	po	a	e	fld%
2017	.203	34-25	64	20	13	3	0	1	10	19	.297	18	8	24	0	.429	1	5	3-4	162	35	3	.985
2018	.185	45-39	119	25	22	4	1	0	9	28	.235	14	5	43	1	.297	0	7	5-7	316	37	5	.986
2019	.244	14-13	41	6	10	1	0	1	4	14	.341	8	3	15	1	.404	0	2	3-3	80	12	0	1.000
TOTAL	.201	93-77	224	51	45	8	1	2	23	61	.272	40	16	82	2	.359	1	14	11-14	558	84	8	.988

Gibbs, Zach

Year	avg	gp-gs	ab	r	h	2b	3b	hr	rbi	tb	slg%	bb	hbp	so	gdp	ob%	sf	sh	sb-att	po	a	e	fld%
2018	.000	0-0	0	0	0	0	0	0	0	0	.000	0	0	0	0	.000	0	0	0-0	0	1	1	.500
TOTAL	.000	0-0	0	0	0	0	0	0	0	0	.000	0	0	0	0	.000	0	0	0-0	0	1	1	.500

Year	era	w-l	app	gs	cg	sho	sv	ip	h	r	er	bb	so	2b	3b	hr	bf	bavg	wp	hbp	bk	sfa	sha
2018	3.60	0-0	4	0	0	0/0	0	5.0	6	5	2	4	1	3	0	0	25	.286	1	0	0	0	0
2019	99.00	0-0	2	0	0	0/0	0	0.0	1	5	5	4	0	0	0	0	6	1.000	1	1	0	0	0
TOTAL	12.60	0-0	6	0	0	0/0	0	5.0	7	10	7	8	1	3	0	0	31	.318	2	1	0	0	0

Herron, Anthony

Year	avg	gp-gs	ab	r	h	2b	3b	hr	rbi	tb	slg%	bb	hbp	so	gdp	ob%	sf	sh	sb-att	po	a	e	fld%
2019	.241	11-7	29	5	7	0	0	1	5	10	.345	2	0	9	1	.281	1	0	1-1	0	0	0	.000
TOTAL	.241	11-7	29	5	7	0	0	1	5	10	.345	2	0	9	1	.281	1	0	1-1	0	0	0	.000

Hull, Mason

Year	avg	gp-gs	ab	r	h	2b	3b	hr	rbi	tb	slg%	bb	hbp	so	gdp	ob%	sf	sh	sb-att	po	a	e	fld%
2019	.179	14-14	39	6	7	3	0	0	6	10	.256	1	0	13	0	.200	0	1	0-1	20	25	7	.865
TOTAL	.179	14-14	39	6	7	3	0	0	6	10	.256	1	0	13	0	.200	0	1	0-1	20	25	7	.865

Juenger, Hayden

Year	avg	gp-gs	ab	r	h	2b	3b	hr	rbi	tb	slg%	bb	hbp	so	gdp	ob%	sf	sh	sb-att	po	a	e	fld%
2019	.000	0-0	0	0	0	0	0	0	0	0	.000	0	0	0	0	.000	0	0	0-0	0	1	0	1.000
TOTAL	.000	0-0	0	0	0	0	0	0	0	0	.000	0	0	0	0	.000	0	0	0-0	0	1	0	1.000

Year	era	w-l	app	gs	cg	sho	sv	ip	h	r	er	bb	so	2b	3b	hr	bf	bavg	wp	hbp	bk	sfa	sha
2019	10.12	0-1	2	2	0	0/0	0	5.1	10	6	6	6	4	0	1	0	32	.400	0	0	1	1	0
TOTAL	10.12	0-1	2	2	0	0/0	0	5.1	10	6	6	6	4	0	1	0	32	.400	0	0	1	1	0

Kotowski, Dakota

Year	avg	gp-gs	ab	r	h	2b	3b	hr	rbi	tb	slg%	bb	hbp	so	gdp	ob%	sf	sh	sb-att	po	a	e	fld%
2019	.500	5-1	4	3	2	0	0	1	2	5	1.250	0	0	2	0	.500	0	0	0-0	1	0	0	1.000
TOTAL	.500	5-1	4	3	2	0	0	1	2	5	1.250	0	0	2	0	.500	0	0	0-0	1	0	0	1.000

Lochner, Jake

Year	era	w-l	app	gs	cg	sho	sv	ip	h	r	er	bb	so	2b	3b	hr	bf	bavg	wp	hbp	bk	sfa	sha
2016	5.59	1-0	14	2	0	0/0	0	19.1	16	17	12	25	15	2	0	0	97	.229	3	1	0	0	0
2017	4.97	1-0	13	0	0	0/2	0	12.2	12	8	7	8	13	1	1	2	59	.240	2	1	0	0	0
2018	2.86	1-1	18	0	0	0/0	1	22.0	16	10	7	19	16	4	0	1	98	.219	0	1	0	1	4
2019	6.35	0-0	5	0	0	0/0	0	5.2	6	5	4	4	1	2	1	0	28	.286	0	1	0	0	2
TOTAL	4.53	3-1	50	2	0	0/2	1	59.2	50	40	30	56	45	9	2	3	282	.234	5	4	0	1	6

MISSOURI STATE BASEBALL

Game 15 | MISSOURI STATE BEARS (3-11) at ORAL ROBERTS GOLDEN EAGLES (6-7) | March 13, 2019 | Tulsa, Okla. | J.L. Johnson Stadium (2,418) | KBFL 1060 AM/96.9 FM

MISSOURI STATE CAREER STATISTICS

McAlister, Tyler

Year	avg	gp-gs	ab	r	h	2b	3b	hr	rbi	tb	slg%	bb	hbp	so	gdp	ob%	sf	sh	sb-att	po	a	e	fld%
2017	.000	0-0	0	0	0	0	0	0	0	0	.000	0	0	0	0	.000	0	0	0-0	0	1	0	1.000
2018	.000	0-0	0	0	0	0	0	0	0	0	.000	0	0	0	0	.000	0	0	0-0	1	5	0	1.000
TOTAL	.000	0-0	0	0	0	0	0	0	0	0	.000	0	0	0	0	.000	0	0	0-0	1	6	0	1.000

Year	era	w-l	app	gs	cg	sho	sv	ip	h	r	er	bb	so	2b	3b	hr	bf	bavg	wp	hbp	bk	sfa	sha
2017	9.31	0-1	10	1	0	0/1	0	9.2	16	16	10	13	11	6	0	0	62	.364	3	3	0	0	2
2018	8.05	0-0	7	5	0	0/0	0	19.0	22	21	17	17	20	4	0	5	98	.297	0	5	0	0	2
TOTAL	8.48	0-1	17	6	0	0/1	0	28.2	38	37	27	30	31	10	0	5	160	.322	3	8	0	0	4

Millas, Drew

Year	avg	gp-gs	ab	r	h	2b	3b	hr	rbi	tb	slg%	bb	hbp	so	gdp	ob%	sf	sh	sb-att	po	a	e	fld%
2017	.224	51-42	174	15	39	7	0	1	29	49	.282	13	2	42	2	.281	3	1	3-4	342	46	6	.985
2018	.321	57-57	212	36	68	13	2	7	61	106	.500	34	4	41	12	.416	5	0	3-4	135	18	1	.994
2019	.147	9-9	34	2	5	1	1	0	4	8	.235	4	0	10	1	.231	1	0	0-0	36	2	1	.974
TOTAL	.267	117-108	420	53	112	21	3	8	94	163	.388	51	6	93	15	.348	9	1	6-8	513	66	8	.986

Moore, Alex

Year	avg	gp-gs	ab	r	h	2b	3b	hr	rbi	tb	slg%	bb	hbp	so	gdp	ob%	sf	sh	sb-att	po	a	e	fld%
2017	.000	0-0	0	0	0	0	0	0	0	0	.000	0	0	0	0	.000	0	0	0-0	1	2	0	1.000
2019	.000	0-0	0	0	0	0	0	0	0	0	.000	0	0	0	0	.000	0	0	0-0	0	2	0	1.000
TOTAL	.000	0-0	0	0	0	0	0	0	0	0	.000	0	0	0	0	.000	0	0	0-0	1	4	0	1.000

Year	era	w-l	app	gs	cg	sho	sv	ip	h	r	er	bb	so	2b	3b	hr	bf	bavg	wp	hbp	bk	sfa	sha
2017	2.61	0-0	10	0	0	0/0	0	10.1	11	5	3	5	7	0	0	0	49	.256	3	1	2	0	0
2019	15.43	0-1	2	1	0	0/0	0	4.2	10	8	8	4	1	3	0	0	28	.435	0	0	0	1	0
TOTAL	6.60	0-1	12	1	0	0/0	0	15.0	21	13	11	9	8	3	0	0	77	.318	3	1	2	1	0

Polak, Joey

Year	avg	gp-gs	ab	r	h	2b	3b	hr	rbi	tb	slg%	bb	hbp	so	gdp	ob%	sf	sh	sb-att	po	a	e	fld%
2019	.191	14-14	47	6	9	1	0	0	3	10	.213	4	2	20	1	.283	0	0	0-0	4	20	2	.923
TOTAL	.191	14-14	47	6	9	1	0	0	3	10	.213	4	2	20	1	.283	0	0	0-0	4	20	2	.923

Privitera, John

Year	avg	gp-gs	ab	r	h	2b	3b	hr	rbi	tb	slg%	bb	hbp	so	gdp	ob%	sf	sh	sb-att	po	a	e	fld%
2017	.235	37-24	81	17	19	1	0	0	8	20	.247	16	1	22	1	.364	1	4	2-3	39	51	2	.978
2018	.246	56-56	183	38	45	5	1	0	20	52	.284	45	3	49	2	.399	2	5	11-12	77	143	5	.978
2019	.273	14-14	55	6	15	2	1	0	3	19	.345	4	2	13	0	.344	0	0	2-4	23	32	3	.948
TOTAL	.248	107-94	319	61	79	8	2	0	31	91	.285	65	6	84	3	.382	3	9	15-19	139	226	10	.973

Ramos, Javier

Year	avg	gp-gs	ab	r	h	2b	3b	hr	rbi	tb	slg%	bb	hbp	so	gdp	ob%	sf	sh	sb-att	po	a	e	fld%
2019	.500	2-0	2	1	1	0	0	1	4	4	2.000	0	0	1	0	.500	0	0	0-0	0	0	0	.000
TOTAL	.500	2-0	2	1	1	0	0	1	4	4	2.000	0	0	1	0	.500	0	0	0-0	0	0	0	.000

Year	era	w-l	app	gs	cg	sho	sv	ip	h	r	er	bb	so	2b	3b	hr	bf	bavg	wp	hbp	bk	sfa	sha
2019	40.50	0-0	4	0	0	0/0	0	1.1	1	8	6	6	2	1	0	0	14	.167	0	2	0	0	0
TOTAL	40.50	0-0	4	0	0	0/0	0	1.1	1	8	6	6	2	1	0	0	14	.167	0	2	0	0	0

MISSOURI STATE BASEBALL

Game 15 | MISSOURI STATE BEARS (3-11) at ORAL ROBERTS GOLDEN EAGLES (6-7) | March 13, 2019 | Tulsa, Okla. | J.L. Johnson Stadium (2,418) | KBFL 1060 AM/96.9 FM

MISSOURI STATE CAREER STATISTICS

Russell, Matt

Year	avg	gp-gs	ab	r	h	2b	3b	hr	rbi	tb	slg%	bb	hbp	so	gdp	ob%	sf	sh	sb-att	po	a	e	fld%
2018	.000	0-0	0	0	0	0	0	0	0	0	.000	0	0	0	0	.000	0	0	0-0	2	3	0	1.000
TOTAL	.000	0-0	0	0	0	0	0	0	0	0	.000	0	0	0	0	.000	0	0	0-0	2	3	0	1.000

Year	era	w-l	app	gs	cg	sho	sv	ip	h	r	er	bb	so	2b	3b	hr	bf	bavg	wp	hbp	bk	sfa	sha
2018	4.88	1-0	18	2	0	0/0	3	27.2	24	15	15	14	26	5	0	3	121	.233	3	3	0	0	1
TOTAL	4.88	1-0	18	2	0	0/0	3	27.2	24	15	15	14	26	5	0	3	121	.233	3	3	0	0	1

Schmidt, Nick

Year	avg	gp-gs	ab	r	h	2b	3b	hr	rbi	tb	slg%	bb	hbp	so	gdp	ob%	sf	sh	sb-att	po	a	e	fld%
2019	10.29	0-0	6	0	0	0/0	0	7.0	8	8	8	7	6	2	0	2	39	.308	2	4	0	2	0
TOTAL	10.29	0-0	6	0	0	0/0	0	7.0	8	8	8	7	6	2	0	2	39	.308	2	4	0	2	0

Schwab, Davis

Year	avg	gp-gs	ab	r	h	2b	3b	hr	rbi	tb	slg%	bb	hbp	so	gdp	ob%	sf	sh	sb-att	po	a	e	fld%
2018	.000	0-0	0	0	0	0	0	0	0	0	.000	0	0	0	0	.000	0	0	0-0	1	2	0	1.000
2019	.000	0-0	0	0	0	0	0	0	0	0	.000	0	0	0	0	.000	0	0	0-0	0	3	1	.750
TOTAL	.000	0-0	0	0	0	0	0	0	0	0	.000	0	0	0	0	.000	0	0	0-0	1	5	1	.857

Year	era	w-l	app	gs	cg	sho	sv	ip	h	r	er	bb	so	2b	3b	hr	bf	bavg	wp	hbp	bk	sfa	sha
2018	5.01	2-1	14	0	0	0/0	0	23.1	21	15	13	13	20	4	1	2	106	.236	5	2	2	2	0
2019	6.62	1-3	4	3	0	0/0	0	17.2	23	14	13	8	17	7	2	1	84	.329	2	2	2	1	3
TOTAL	5.71	3-4	18	3	0	0/0	0	41.0	44	29	26	21	37	11	3	3	190	.277	7	4	4	3	3

Sechler, Connor

Year	avg	gp-gs	ab	r	h	2b	3b	hr	rbi	tb	slg%	bb	hbp	so	gdp	ob%	sf	sh	sb-att	po	a	e	fld%
2018	.000	1-0	1	0	0	0	0	0	0	0	.000	0	0	0	0	.000	0	0	0-0	3	9	0	1.000
TOTAL	.000	1-0	1	0	0	0	0	0	0	0	.000	0	0	0	0	.000	0	0	0-0	3	9	0	1.000

Year	era	w-l	app	gs	cg	sho	sv	ip	h	r	er	bb	so	2b	3b	hr	bf	bavg	wp	hbp	bk	sfa	sha
2018	2.98	7-1	32	0	0	0/0	9	54.1	41	18	18	22	59	6	2	2	238	.208	3	15	2	0	4
2019	3.38	0-1	6	0	0	0/0	1	13.1	12	5	5	6	14	1	0	1	60	.255	0	4	0	2	1
TOTAL	3.06	7-2	38	0	0	0/0	10	67.2	53	23	23	28	73	7	2	3	298	.217	3	19	2	2	5

Thomazin, Logan

Year	avg	gp-gs	ab	r	h	2b	3b	hr	rbi	tb	slg%	bb	hbp	so	gdp	ob%	sf	sh	sb-att	po	a	e	fld%
2019	.000	0-0	0	0	0	0	0	0	0	0	.000	0	0	0	0	.000	0	0	0-0	0	4	0	1.000
TOTAL	.000	0-0	0	0	0	0	0	0	0	0	.000	0	0	0	0	.000	0	0	0-0	0	4	0	1.000

Year	era	w-l	app	gs	cg	sho	sv	ip	h	r	er	bb	so	2b	3b	hr	bf	bavg	wp	hbp	bk	sfa	sha
2019	3.63	1-1	4	2	0	0/0	0	17.1	10	8	7	6	21	1	0	1	75	.179	1	8	0	3	2
TOTAL	3.63	1-1	4	2	0	0/0	0	17.1	10	8	7	6	21	1	0	1	75	.179	1	8	0	3	2

Whetstone, Ben

Year	avg	gp-gs	ab	r	h	2b	3b	hr	rbi	tb	slg%	bb	hbp	so	gdp	ob%	sf	sh	sb-att	po	a	e	fld%
2017	.050	15-2	20	1	1	0	0	0	1	1	.050	4	0	7	0	.208	0	0	0-0	2	0	0	1.000
2018	.278	57-57	212	31	59	10	0	9	39	96	.453	31	5	47	1	.378	3	0	5-5	458	29	4	.992
2019	.192	14-14	52	3	10	2	0	0	4	12	.231	5	1	8	0	.271	1	0	0-2	103	4	1	.991
TOTAL	.246	86-73	284	35	70	12	0	9	44	109	.384	40	6	62	1	.347	4	0	5-7	563	33	5	.992

MISSOURI STATE BASEBALL

Game 15 | MISSOURI STATE BEARS (3-11) at ORAL ROBERTS GOLDEN EAGLES (6-7) | March 13, 2019 | Tulsa, Okla. | J.L. Johnson Stadium (2,418) | KBFL 1060 AM/96.9 FM

MISSOURI STATE CAREER STATISTICS

Wiley, Logan

Year	avg	gp-gs	ab	r	h	2b	3b	hr	rbi	tb	slg%	bb	hbp	so	gdp	ob%	sf	sh	sb-att	po	a	e	fld%
2018	.000	0-0	0	0	0	0	0	0	0	0	.000	0	0	0	0	.000	0	0	0-0	2	9	1	.917
2019	.000	0-0	0	0	0	0	0	0	0	0	.000	0	0	0	0	.000	0	0	0-0	1	5	0	1.000
TOTAL	.000	0-0	0	0	0	0	0	0	0	0	.000	0	0	0	0	.000	0	0	0-0	3	14	1	.944

Year	era	w-l	app	gs	cg	sho	sv	ip	h	r	er	bb	so	2b	3b	hr	bf	bavg	wp	hbp	bk	sfa	sha
2018	4.13	7-6	22	11	0	0/0	1	85.0	84	46	39	23	68	13	1	5	370	.251	11	8	0	1	3
2019	6.30	0-3	4	4	0	0/0	0	20.0	25	15	14	4	18	3	3	3	92	.309	0	4	0	1	2
TOTAL	4.54	7-9	26	15	0	0/0	1	105.0	109	61	53	27	86	16	4	8	462	.262	11	12	0	2	5

Witherspoon, Nate

Year	avg	gp-gs	ab	r	h	2b	3b	hr	rbi	tb	slg%	bb	hbp	so	gdp	ob%	sf	sh	sb-att	po	a	e	fld%
2017	.000	0-0	0	0	0	0	0	0	0	0	.000	0	0	0	0	.000	0	0	0-0	0	7	0	1.000
2018	.000	0-0	0	0	0	0	0	0	0	0	.000	0	0	0	0	.000	0	0	0-0	0	4	0	1.000
2019	.000	0-0	0	0	0	0	0	0	0	0	.000	0	0	0	0	.000	0	0	0-0	0	1	0	1.000
TOTAL	.000	0-0	0	0	0	0	0	0	0	0	.000	0	0	0	0	.000	0	0	0-0	0	12	0	1.000

Year	era	w-l	app	gs	cg	sho	sv	ip	h	r	er	bb	so	2b	3b	hr	bf	bavg	wp	hbp	bk	sfa	sha
2017	4.29	4-3	15	5	0	0/1	0	42.0	43	21	20	15	40	8	0	4	181	.270	4	2	1	2	3
2018	3.24	1-0	20	0	0	0/0	0	25.0	27	11	9	8	20	6	0	3	111	.278	2	2	0	1	3
2019	5.87	1-0	5	0	0	0/0	0	7.2	5	6	5	3	6	1	0	0	35	.217	1	5	0	4	0
TOTAL	4.10	6-3	40	5	0	0/1	0	74.2	75	38	34	26	66	15	0	7	327	.269	7	9	1	7	6

Zimmerman, Brooks

Year	avg	gp-gs	ab	r	h	2b	3b	hr	rbi	tb	slg%	bb	hbp	so	gdp	ob%	sf	sh	sb-att	po	a	e	fld%
2018	.219	40-26	96	14	21	3	0	6	17	42	.438	7	2	34	1	.278	3	1	0-0	49	0	2	.961
2019	.243	12-11	37	6	9	1	0	1	4	13	.351	4	1	12	1	.333	0	0	0-0	11	0	0	1.000
TOTAL	.226	52-37	133	20	30	4	0	7	21	55	.414	11	3	46	2	.293	3	1	0-0	60	0	2	.968

MISSOURI STATE BASEBALL

Game 15 | MISSOURI STATE BEARS (3-11) at ORAL ROBERTS GOLDEN EAGLES (6-7) | March 13, 2019 | Tulsa, Okla. | J.L. Johnson Stadium (2,418) | KBFL 1060 AM/96.9 FM

MISSOURI STATE RECORDS SUMMARY

Individual Batting

Games Played

Season: 66, Dant'e Brinkley, Adam Pummill, Brooks Colvin, Shaun Marcum, Rick Wilson, 2003
Career: 236, Matt Gardner, 1999-02

At-Bats

Game: 8, Earnie Johnson, Pat Kelly and Mark Neff, 5/1/88 vs. ORU;
Ryan Gotcher and Chris Taylor, 4/6/04 vs. Arkansas; Adam Pummill, 2/25/06 vs. UNC Greensboro
Season: 278, Dant'e Brinkley, 2003
Career: 972, Matt Gardner, 1999-02

Runs

Game: 6, Bobby McCulloch, 5/6/75 vs. SIU Edwardsville; Larry Doss, 5/9/87 vs. Eastern Illinois and Lance Burkhardt, 3/6/97 vs. Missouri Baptist
Season: 90, Matt Cepicky, 1999
Career: 243, Matt Gardner, 1999-02

Hits

Game: 7, Greg Resz, 3/5/91 vs. Lincoln
Season: 96, Steve Hacker and Dave Slemmer, 1995; Dant'e Brinkley, 2003
Career: 316, Matt Gardner, 1999-02

Singles

Game: 5, Jim Schaefer, 5/27/78 vs. Eastern Illinois; Keith Champion, 5/11/81 vs. Central Missouri; Greg Resz, 3/5/91 vs. Lincoln; Todd DeBriyn, 5/3/92 vs. UNI; Alex Manary, 3/22/94 vs. Minnesota
Season: 76, Bill Mueller, 1991
Career: 241, Kevin Medrano, 2009-12

Doubles

Game: 3, on 22 occasions, last time by Justin Paulsen, 4/29/17 at Evansville
Season: 26, Steve Meyer, 1986
Career: 67, Brayden Drake, 2006-09

Triples

Game: 3, Ken Brown, 4/8/66 vs. Missouri S&T
Season: 12, Dant'e Brinkley, 2001
Career: 20, Mark Garrett, 1979-82

Home Runs

Game: 4, John Knott, 5/2/92 vs. UNI
Season: 37, Steve Hacker, 1995
Career: 63, Jason Hart, 1996-98

Runs Batted-In

Game: 11, John Knott, 5/2/92 vs. UNI
Season: 100, Matt Cepicky, 1999
Career: 203, Jason Hart, 1996-98

Batting Average

Season: .442, J. D. Warner, 1983
Career: .426, J. D. Warner, 1982-83
Career (4 years): .376, Bill Mueller, 1990-93

Consecutive Games Hitting Safely

30, Brayden Drake, 4/27/08-3/25/09

Total Bases

Game: 17, John Knott, 5/2/92 vs. UNI
Season: 225, Steve Hacker, 1995
Career: 506, Jason Hart, 1996-98

Extra-Base Hits

Game: 5, Larry Doss, 5/9/87 vs. Eastern Illinois
Season: 55, Steve Hacker, 1995
Career: 116, Jason Hart, 1996-98

Slugging Average

Season: .957, Steve Hacker, 1995
Career: .725, Jason Hart, 1996-98

Hit By Pitch

Game: 3, Jud Kinkle, 2/20/04 vs. Little Rock
Ryan Mantle, 2/22/08 vs. DBU; Brayden Drake, 5/11/08 vs. Middle Tennessee
Season: 23, Jeremy Isenhower, 2002
Career: 41, Ben Carlson, 2007-09

Walks

Game: 5, Cory Krueger, 3/15/91 vs. Austin Peay; Steve Hacker, 4/23/95 vs. UNI; and Lance Burkhardt, 2/14/97 vs. Nevada
Season: 55, Dylan Becker, 2015
Career: 154, Bill Mueller, 1990-93

Strikeouts

Game: 5, Greg Mathis, 5/1/01 vs. Missouri; Tyler Ryan, 2/26/10 at UTA
Season: 74, Ryan Howard, 2001
Career: 207, Nick Kays, 1997-00

On-Base Percentage

Season: .563, Dan Iseminger, 1983
Career: .493, Rick Clarkston, 1983-84

Sacrifice Hits

Game: 3, Joey Hawkins, 5/22/14 vs. Bradley; Ken Watkins, 5/23/69 vs. Minnesota State
Season: 29, Joey Hawkins, 2015
Career: 62, Joey Hawkins, 2012-15

Sacrifice Flies

Game: 2, held by many players
Season: 9, Brooks Colvin, 2003
Career: 17, Brooks Colvin, 2001-04

Stolen Bases

Game: 4, Larry Doss, 3/6/86 vs. Evangel; Greg Brewer, 4/15/86 vs. Evangel
Season: 30, Greg Brewer, 1986
Career: 69, Dant'e Brinkley, 2000-03

Game-Winning RBI

Season: 13, Steve Meyer, 1986; Steve Hacker, 1995
Career: 23, Steve Hacker, 1993-95

Individual Fielding

Putouts

Game: 19, Tom Hodge, 3/23/67 vs. Oklahoma Christian; Tim Rafferty, 2/25/06 vs. UNC Greensboro; Connor Smith, 3/29/14 vs. Southern Illinois
Season: 545, Justin Paulsen, 2015
Career: 1,588, Justin Paulsen, 2015-17

Assists

Game: 10, Curt Courtwright, 5/10/09 at Creighton
Season: 192, Joey Hawkins, 2015
Career: 656, Chris Curry, 1995-98

Errors

Game: 4, set on 5 occasions, last time by Jon Hale, 3/3/96 vs. ORU
Season: 30, Brooks Colvin, 2001
Career: 73, Brooks Colvin, 2001-04

Total Chances

Game: 21, Brian Mahaffey, 5/1/88 vs. ORU
Season: 601, Jason Hart, 1997
Career: 1,703, Justin Paulsen, 2015-17

Double Plays

Game: 5, Ryan Howard, 3/30/99 vs. SE Missouri
Season: 60, Ryan Howard, 1999
Career: 151, Ryan Howard, 1999-01

Fielding Average

Season: 1.000, Bill Helfrecht, 1968; Jim Anderson, 1970; Corby Fister and Cory Krueger, 1989; Chad Lakin and Cory Krueger, 1990; Shawn Padgett, 1991; Chad Lakin, 1992; Micah Holst, 1999; Dant'e Brinkley, 2002; Nolan Keane, 2008; Aaron Conway, 2010
Career: .993, Ben Whetstone, 2017-pr.

Individual Pitching

Games

Season: 37, Jake Fromson, 2017
Career: 88, Bryan Young, 2014-17

Games Started

Season: 17, Doug Still, 2017; Matt Hall, 2015; Cody Schumacher, 2012
Career: 49, Brad Ziegler, 2000-03

Complete Games

Season: 10, Brian Wisser, 1986
Career: 18, Brad Ziegler, 2000-03

Innings Pitched

Game: 11.0, John Rheinecker, 3/3/01 vs. Arkansas State
Season: 125.0, Matt Hall, 2015
Career: 365.0, Brad Ziegler, 2000-03

Consecutive Scoreless Innings Pitched

Season: 38.1, Nick Petree, 4/6/12 to 5/17/12
Career: 38.1, Nick Petree, 4/6/12 to 5/17/12

Hits Allowed

Game: 16, Tom Fulkerson, 3/19/85 vs. UTA
Season: 115, Brad Ziegler, 2003
Career: 371, Brad Ziegler, 2000-03

Fewest Hits Allowed

Game: 0, Steve Dunn, 4/12/79 vs. Evangel (5 inn.); Scott Buchheit-Darrell Maus-Matt Brewer-Terry Menown, 3/14/89 vs. Lincoln; Mike Whitley, 5/2/94 vs. SE Missouri (7 inn.)

Runs Allowed

Game: 13, Rand Chappell, 3/20/84 vs. Southern; Scott Prince, 3/11/85 vs. Indiana State
Season: 71, Jim Gibbs, 1987; Jarrod Mays, 1996
Career: 207, John Hardin, 1996-00

Earned Runs Allowed

Game: 12, Mike Hill, 4/18/75 vs. Central Missouri; Scott Prince, 3/11/85 vs. Indiana State
Season: 63, Scott Geitz, 1998
Career: 169, John Hardin, 1996-00

Walks Allowed

Game: 10, Stean Thornton, 5/2/76 vs. UMSL
Season: 75, Dirk Lindauer, 1991
Career: 206, Mike Whitley, 1992-95

Strikeouts

Game: 17, Charles Burt, 5/16/69 vs. Northwest Missouri State; Gary Wilson, 3/23/67 vs. Oklahoma Christian
Season: 171, Matt Hall, 2015
Career: 330, Brad Ziegler, 2000-03

Earned Run Average

Season: 0.59, Dick Jones, 1971
Career: 1.55, Dick Jones, 1969-72

Wins

Season: 12, Matt Hall, 2015; Brad Ziegler, 2003
Career: 32, Brad Ziegler, 2000-03

Losses

Season: 9, Brett Sinkbeil, 2005; Pat Doyle, 2010; Mike Kickham, 2010
Career: 16, Gary Wilson, 1964-67; Dustin Tignor, 1996-00; Pat Doyle, 2007-10

Winning Percentage

Season (6 or more wins): 1.000, Sam Perez, 2016; Bryan Young, 2015; Ken Watkins, 1969; Jody Payne, 1978; Kirby Cannon, 1980; Dan Harwell, 1983; Tim Clubb, 2008
Career: .909, Sam Perez, 2013-16; Greg Reed, 1987-88

Shutouts

Season: 3, Ken Watkins, 1969; Steve Dunn, 1979; Greg Reed, 1988; Craig Sands, 1990; Paul Marsala, 2004
Career: 4, Ken Watkins, 1967-70

Saves

Season: 16, Bryan Young, 2015
Career: 35, Bryan Young, 2014-17

Team Batting

Games Played

Season: 66, 2003

At-Bats

Game: 64, 5/1/88 vs. ORU
Season: 2,260, 2002

Runs

Game: 37, 3/7/88 vs. Benedictine
Season: 607, 1999

Hits

Game: 34, 3/7/88 vs. Benedictine; 3/21/89 vs. UMBC
Season: 720, 2002

Doubles

Game: 10, 3/11/95 vs. Truman
Season: 149, 2002

Triples

Game: 6, 4/8/66 vs. Missouri S&T
Season: 36, 2001

Home Runs

Game: 12, 4/20/99 vs. Pittsburg State
Season: 144, 1999

Runs Batted-In

Game: 36, 3/7/88 vs. Benedictine
Season: 561, 1999

Batting Average

Season: .373, 1981

Total Bases

Game: 72, 4/20/99 vs. Pittsburg State
Season: 1,275, 1999

Extra-Base Hits

Game: 19, 4/20/99 vs. Pittsburg State
Season: 270, 1999

Slugging Average

Season: .626, 1999

Game-Winning RBI

Season: 45, 1986

Hit By Pitch

Game: 9, 2/22/08 vs. DBU; 5/11/08 vs. Middle Tennessee
Season: 80, 2004

Walks

Game: 18, 4/5/16 vs. Saint Louis
Season: 351, 2017

Strikeouts

Game: 26, 2/26/10 at UTA
Season: 516, 2017

Fewest Strikeouts

Season: 116, 1981

Sacrifice Hits

Game: 6, 4/25/81 vs. UMSL
Season: 54, 2015

Sacrifice Flies

Game: 5, 5/19/02 vs. Indiana State; 4/3/07 vs. SEMO
Season: 44, 2002

Stolen Bases

Game: 10, 3/18/85 vs. North Texas; 4/15/86 vs. Evangel
Season: 118, 1986

Team Fielding

Putouts

Game: 48, 5/1/88 vs. ORU; 4/6/04 vs. Arkansas
Season: 1,703, 2003

Assists

Game: 25, 5/1/88 vs. ORU
Season: 686, 1997

Errors

Game: 11, 3/14/64 vs. Arkansas State
Season: 134, 1984

Fewest Errors

Season: 37, 1968

Total Chances

Game: 74, 5/1/88 vs. ORU
Season: 2,456, 2002

Double Plays

Game: 5, 3/15/85 vs. Missouri Western
Season: 66, 1986

Fielding Average

Season: .976, 2015

Team Pitching

Complete Games

Season: 34, 1986

Innings Pitched

Game: 16, 5/1/88 vs. ORU; 4/6/04 vs. Arkansas
Season: 567.2, 2003

Walks

Game: 17, 5/25/97 vs. Rice
Season: 317, 1992

Strikeouts

Game: 19, 3/23/67 vs. Oklahoma Christian
Season: 560, 2017

Shutouts

Season: 11, 2012

Saves

Season: 18, 2015 and 2011

Earned Run Average

Season: 2.57, 2012

MISSOURI STATE BASEBALL

Game 15 | MISSOURI STATE BEARS (3-11) at ORAL ROBERTS' GOLDEN EAGLES (6-7) | March 13, 2019 | Tulsa, Okla. | J.L. Johnson Stadium (2,418) | KBFL 1060 AM/96.9 FM

MISSOURI STATE SINGLE-SEASON RECORDS

Hitting

Games	At Bats	Runs
Dant'e Brinkley (03)	66	278
Brooks Colvin (03)	66	267
Shaun Marcum (03)	66	256
Adam Pummill (03)	66	251
Rick Wilson (03)	66	251
Greg Mathis (03)	65	250
Tony Piazza (03)	64	249
Matt Gardner (02)	64	248
Greg Mathis (02)	64	248
Tony Piazza (02)	64	248

Hits	Singles	Doubles
Dant'e Brinkley (03)	96	76
Steve Hacker (95)	96	71
Dave Slemmer (95)	96	67
Micah Holst (99)	94	63
Ben Woodbury (08)	92	62
Matt Cepicky (99)	92	62
Jason Hart (98)	92	62
Jason Hart (97)	91	61
Brandon Jackson (98)	89	60
Kevin Medrano (10)	86	59
Mueller (91)-Brinkley (02)	86	59

Triples	Home Runs	Runs Batted-In
Dant'e Brinkley (01)	12	37
Aaron Conway (09)	8	30
Evan Pratte (90)	8	28
Mark Garrett (81)	8	25
Bobby Naron (80)	8	24
Hunter Steinmetz (16)	7	23
Greg Mathis (01)	7	23
Brad Kennedy (96)	7	22
Greg Brewer (86)	7	21
J.D. Warner (83)	7	21

Game-Winning RBI	Batting Average	On-Base Percentage
Steve Hacker (95)	13	442
Steve Meyer (86)	13	440
Chris Playter (09)	11	438
Jake Burger (17)	10	432
Brad Brewer (89, 91)	10	427
Bax (84)-Bailey (82)	10	416
Brian Mahaffey (87)	9	416
Brent Seifert (12)-Matheny (15)	8	416
Pratte (91)-Cepicky (99)	8	414
Dave (81)-Bartlett (90)	8	414

Extra-Base Hits	Total Bases	Slugging Average
Steve Hacker (95)	55	225
Steve Meyer (86)	48	193
Jason Hart (98)	43	191
Spencer Johnson (16)	41	173
Matt Cepicky (99)	40	168
Jeremy Eierman (17)	39	165
Lance Burkhardt (96)	38	164
Matt Cepicky (98)	37	162
Jason Hart (97)	37	160
Dave Slemmer (95)	37	159

Walks	Strikeouts	Hit By Pitch
Dylan Becker (15)	55	74
Bill Mueller (91)	52	69
Spencer Johnson (16)	46	68
Spencer Johnson (15)	46	67
John Privitera (18)	45	66
Spiker Helms (12)	44	62
Brad Kennedy (95)	44	61
Burger (17)-Paulsen (15)	43	59
Helms (11)-Keane (08)	42	58
Fister (90)-Guttin (76)	42	57

Stolen Bases	Sacrifice Hits	Sacrifice Flies
Greg Brewer (86)	30	29
Mike Ruble (88)	29	19
Dant'e Brinkley (02)	25	13
John Wahlig (87)	25	13
Aaron Conway (10)	24	12
Dant'e Brinkley (03)	24	11
Bill Mueller (92)	23	10
Larry Doss (86)	22	10
Jeremy Eierman (18)	20	9
Matt Lawson (06)	20	9
Bill Goedde (86)	20	9

Pitching

Games	Games Started
Jake Fromson (17)	37
Sam Perez (16)	36
Connor Sechler (18)	32
Zach Merciez (15)	31
Bryan Young (15)	30
Sam Perez (15)	27
Tyler Burgess (12)-Young (15)	26
Scott Geitz (95)	26
Five tied with	25

Complete Games	Innings Pitched
Brian Wisser (86)	10
Stacey Burke (86)	8
Kirby Cannon (79)	8
Dick Jones (71)	8
Mark Lopinet (70)	8
Ken Watkins (69)	8
Jim Gibbs (86, 87)	7
Tom Fulkerson (84)	7
Rick Brandell (82)	7
Newell (66)-Watkins (70)	7

Hits Allowed	Runs Allowed
Brad Ziegler (03)	115
Jarrold Mays (96)	113
Pat Doyle (10)	112
Derek Drage (04)	107
Paul Crain (91)	107
Brian Wisser (86)	104
Mike Kickham (10)	101
Chad Mulholland (03)	101
Blake Barber (11)	100
Jim Gibbs (87)	100

Earned Run Average	Earned Run Average
Scott Geitz (98)	63
Jarrold Mays (96)	60
Mike Whitley (93)	58
Mike Kickham (10)	56
Bryan Buschhorn (97)	54
Dylan Coleman (17)	53
Jim Gibbs (87)	51
Tim Clubb (09)	50
Brad Ziegler (03)	50
Paul Crain (91)	48

Walks	Strikeouts
Dirk Lindauer (91)	75
Mike Whitley (93)	68
Dylan Coleman (18)	59
Bart Evans (92)	58
John Hardin (00)	54
Bryan Buschhorn (97)	52
John Hardin (99)	52
Mike Whitley (92)	52
Mike Godfrey (86)	51
Dylan Coleman (17)	50

Victories	Losses
Matt Hall (15)	12
Brad Ziegler (03)	12
Clubb (08)-Baumann (09)	11
Dylain Coleman (18)	10
Petree (12)-Mulholland (03)	10
Mays (95)-Wisser (86)	10
Petree (11)-Perez (15)	9
Garola (97)-Ziegler (01)	9
Gibbs (87)-Lindauer (91)	9
Watkins (69)-Anderson (80)	9

Winning Percentage	Shutouts
Sam Perez (16)	1.000
Bryan Young (15)	1.000
Tim Clubb (08)	1.000
Dann Whiteside (90)	1.000
Channy Harwell (83)	1.000
Kirby Cannon (80)	1.000
Jody Payne (78)	1.000
Ken Watkins (69)	1.000
Buddy Baumann (09)	.917
Sam Perez (15)	.909
Steve Anderson (80)	.900

Fielding

Putouts	
Justin Paulsen (15)	545
Jason Hart (97)	543
Justin Paulsen (17)	536
Jason Hart (96)	531
Justin Paulsen (16)	507
Ryan Howard (00)	504
Tim Rafferty (06)	503
Tony Piazza (03)	500
Luke Voit (12)	499
Steve Hacker (95)	497

Assists	
Joey Hawkins (15)	192
Joey Hawkins (14)	185
Evan Pratte (91)	184
Pat Kelly (88)	179
Jeremy Eierman (17)	178
Dan Firiti (00)	178
Brad Kennedy (96)	175
Chris Curry (97)	170
Travis McComack (13)	168
Dan Firiti (99)	166

Errors	
Brooks Colvin (01)	30
Dan Firiti (99)	27
Mike Collier (00)	24
Dan Firiti (00)	24
Lance Burkhardt (96)	24
Matt Gardner (01)	23
Brad Kennedy (96)	23
Rick Clarkston (84)	22
Five players tied with	21

Total Chances	
Jason Hart (97)	601
Justin Paulsen (17)	579
Jason Hart (96)	578
Justin Paulsen (15)	572
Luke Voit (12)	561
Ben Margalski (01)	557
Tony Piazza (02)	553
Ryan Howard (00)	553
Justin Paulsen (16)	550
Tony Piazza (03)	547

Double Plays	
Ryan Howard (99)	60
Steve Meyer (86)	58
Jason Hart (97)	53
Jim Calhoun (90)	52
Dan Firiti (99)	51
Ryan Howard (00)	48
Jason Hart (98)	48
Steve Hacker (95)	48
Matt Lawson (07)	47
Two players tied with	46

Fielding Average	
Aaron Conway (10)	1.000
Kyle Paul (07)	1.000
Dant'e Brinkley (02)	1.000
Micah Holst (99)	1.000
Chad Lakin (92)	1.000
Shawn Padgett (91)	1.000
Corby Fister (89)	1.000
Cory Krueger (89)	1.000
Jim Anderson (70)	1.000
Bill Helfrecht (68)	1.000

Saves	
Bryan Young (15)	16
Dan Kickham (11)	13
Shaun Marcum (03)	13
Bryan Young (16)	11
Tyler Burgess (12)	11
Chris Krawczyk (06)	9
Connor Sechler (18)	8
Bryan Young (17)	8
Matt Frevert (08)	8
Grant Gordon (10)	7
Tony Floyd (88)	7

Statistical Minimums: Batting Average, Slugging Average and On Base Percentage based on minimum of one time at bat for each game played by team; Fielding Average based on minimum of 50 total chances; Earned Run Average based on minimum of one inning pitched per game played by team; Winning Percentage based on a minimum of six decisions.

MISSOURI STATE BASEBALL

Game 15 | MISSOURI STATE BEARS (3-11) at ORAL ROBERTS' GOLDEN EAGLES (6-7) | March 13, 2019 | Tulsa, Okla. | J.L. Johnson Stadium (2,418) | KBFL 1060 AM/96.9 FM

MISSOURI STATE CAREER RECORDS

Hitting

Games	At Bats	Runs	
Matt Gardner (99-02)	236	Matt Gardner (99-02)	243
Greg Mathis (00-03)	232	Bill Mueller (90-93)	234
Chris Curry (95-98)	227	Micah Holst (96-99)	217
Brooks Colvin (01-04)	224	Micah Holst (96-99)	188
Micah Holst (96-99)	223	Chris Curry (95-98)	188
Evan Pratte (88-91)	220	Brayden Drake (06-09)	183
Kevin Medrano (09-12)	217	Dan'te Brinkley (00-03)	180
Dylan Becker (12-15)	216	Brooks Colvin (01-04)	176
Bill Mueller (90-93)	216	Luke Voit (10-13)	170
Dan'te Brinkley (00-03)	215	Evan Pratte (88-91)	170
Hits	Singles	Doubles	
Matt Gardner (99-02)	316	Brayden Drake (06-09)	67
Kevin Medrano (09-12)	310	Bill Mueller (90-93)	62
Bill Mueller (90-93)	289	Matt Gardner (99-02)	59
Micah Holst (96-99)	284	Micah Holst (96-99)	57
Dan'te Brinkley (00-03)	279	Dan'te Brinkley (00-03)	54
Brayden Drake (06-09)	268	Evan Pratte (88-91)	54
Chris Curry (95-98)	266	Brooks Colvin (01-04)	52
Jason Hart (96-98)	263	Greg Mathis (00-03)	50
Greg Mathis (00-03)	262	Chris Curry (95-98)	49
Evan Pratte (88-91)	259	Brayden Drake (06-09)	49
Triples	Home Runs	Runs Batted-In	
Mark Garrett (79-82)	20	Jason Hart (96-98)	203
Dan'te Brinkley (00-03)	19	Nick Kays (97-00)	192
Aaron Conway (08-11)	16	Steve Hacker (93-95)	184
Evan Pratte (88-91)	15	Matt Cepicky (97-99)	183
Greg Mathis (00-03)	13	Ryan Howard (99-01)	183
Micah Holst (96-99)	13	Jake Burger (15-17)	182
Jeremy Isenhower (01-02)	12	Jeremy Eierman (16-18)	179
Bill Mueller (90-93)	12	Brian Mahaffey (85-88)	176
J.D. Warner (82-83)	12	Ben Carlson (07-09)	175
Blakley (74-77)-Snider (76-79)	12	Chris Curry (95-98)	175
Game-Winning RBI	Batting Average	On-Base Percentage	
Steve Hacker (93-95)	23	J.D. Warner (82-83)	426
Matt Brewer (89-91)	22	Danny Iseminger (83-84)	406
Matt Gardner (99-02)	19	Rick Clarkston (84-85)	405
Luke Voit (10-13)	18	Jeff Kaiser (87-88)	402
Matt Cepicky (97-99)	18	Corby Fister (89-90)	483
Evan Pratte (88-91)	18	Rick Hardesty (82-83)	384
Jake Burger (15-17)	17	Larry Doss (86-87)	380
Chris Curry (95-98)	17	Matt Cepicky (97-99)	378
Chris Plyater (05-09)	17	Jason Hart (96-98)	377
Jason Hart (96-98)	17	Larry Goessling (77-78)	377
Brian Mahaffey (85-88)	17	Bill Mueller (90-93)	376
Extra-Base Hits	Total Bases	Slugging Average	
Jason Hart (96-98)	116	Jason Hart (96-98)	725
Steve Hacker (93-95)	110	Matt Gardner (99-02)	708
Matt Gardner (99-02)	103	Steve Hacker (93-95)	706
Nick Kays (97-00)	102	Nick Kays (97-00)	688
Brayden Drake (06-09)	101	Micah Holst (96-99)	662
Jake Burger (15-17)	100	Matt Cepicky (97-99)	662
Chris Curry (95-98)	98	Chris Curry (95-98)	660
Matt Cepicky (97-99)	97	Jake Burger (15-17)	655
Jeremy Eierman (16-18)	95	Brayden Drake (06-09)	653
Brian Mahaffey (85-88)	95	Dan'te Brinkley (00-03)	647
Walks	Strikeouts	Hit By Pitch	
Bill Mueller (90-93)	154	Nick Kays (97-00)	207
Spencer Johnson (13-16)	133	Spencer Johnson (13-16)	179
Eric Cheray (12-15)	129	Ryan Howard (99-01)	176
Dylan Becker (12-15)	124	Greg Mathis (00-03)	176
Justin Paulsen (15-17)	118	Jeremy Eierman (16-18)	175
Travis McComack (09-13)	116	Dan'te Brinkley (00-03)	172
Hunter Steinmetz (16-18)	115	Matt Gardner (99-02)	156
J.J. Scerba (92-96)	104	Aaron Conway (08-11)	150
Nolan Keane (05-08)	102	Jeff Sauer (92-95)	145
Chris Curry (95-98)	98	Travis McComack (09-13)	142
Stolen Bases	Sacrifice Hits	Sacrifice Flies	
Dan'te Brinkley (00-03)	69	Joey Hawkins (12-15)	62
Aaron Conway (08-11)	69	Kevin Medrano (09-12)	16
Bill Mueller (90-93)	65	Eric Cheray (12-15)	25
Mark Garrett (79-82)	54	Travis McComack (09-13)	20
Micah Holst (96-99)	52	Brooks Colvin (01-04)	20
Mike Ruble (84-88)	52	Dan Kneeshaw (92-96)	19
Bobby Narron (77-80)	49	Bill Mueller (90-93)	13
Jeremy Eierman (16-18)	44	Evan Pratte (88-91)	18
Jeff Sauer (92-94)	44	Aaron Conway (08-11)	17
Greg Mathis (00-03)	43	Mike Royle (77-80)	17

Statistical Minimums: Batting Average, Slugging Average and On Base Percentage based on minimum of 150 at bats in career; Fielding Average based on minimum of 150 total chances; Earned Run Average based on a minimum of 75.0 IP; Winning Percentage based on a minimum of 10 victories.

Pitching

Games	Games Started		
Bryan Young (14-17)	88	Brad Ziegler (00-03)	49
Scott Geitz (95-98)	87	Jordan Knutson (14-17)	46
Zach Merciez (12-15)	84	John Hardin (96-00)	46
Grant Gordon (10-13)	82	Dylan Coleman (16-18)	46
Sam Perez (13-16)	80	Aaron Meade (08-10)	41
Jake Fromson (16-18)	79	Nick Petree (11-13)	41
Pat Doyle (07-10)	73	Brett Sinkbeil (04-06)	40
Chris Krawczyk (03-06)	70	Jon Harris (13-15)	39
Jordan Knutson (14-17)	68	Jeff Gray (01-04)	39
Brad Ziegler (00-03)	66	Kirby Cannon (77-80)	39
Complete Games	Innings Pitched		
Brad Ziegler (00-03)	18	Brad Ziegler (00-03)	365.0
Ken Watkins (67-70)	18	Nick Petree (11-13)	311.2
Kirby Cannon (77-80)	16	Jordan Knutson (14-17)	281.0
Dale Jeffery (85-89)	15	Jeff Gray (01-04)	279.2
Wade Palmer (73-76)	15	Tim Clubb (07-09)	278.0
Gary Wilson (64-67)	15	Dylan Coleman (16-18)	274.1
Jim Gibbs (85-87)	14	John Hardin (96-00)	266.0
Mark Lopinot (70-71)	14	Jon Harris (13-15)	259.1
Dick Jones (69-72)	14	Scott Geitz (95-98)	258.2
Wisser (85-86)-Crain (89-91)	13	Matt Hall (13-15)	244.0
Hits Allowed	Runs Allowed		
Brad Ziegler (00-03)	371	John Hardin (96-00)	207
Jeff Gray (01-04)	297	Brad Ziegler (00-03)	205
Jordan Knutson (14-17)	289	Bryan Buschhorn (96-99)	184
Scott Geitz (95-98)	281	Scott Geitz (95-98)	183
Tim Clubb (07-09)	277	Jeff Gray (01-04)	175
John Hardin (96-00)	276	Pat Doyle (07-10)	157
Jarrod Mays (94-96)	266	Ben Walker (94-98)	154
Bryan Buschhorn (96-99)	259	Mike Whitley (92-95)	154
Nick Petree (11-13)	250	Jordan Knutson (14-17)	153
Pat Doyle (07-10)	243	Tim Clubb (07-09)	150
Earned Runs Allowed	Earned Run Average		
John Hardin (96-00)	169	Dick Jones (69-72)	1.55
Bryan Buschhorn (96-99)	154	Bryan Young (14-17)	1.69
Scott Geitz (96-98)	148	Nick Petree (11-13)	1.76
Brad Ziegler (00-03)	147	David Oatman (72-74)	1.91
Dylan Coleman (16-18)	136	Mike Hill (75-76)	2.49
Jordan Knutson (14-17)	136	John Rheinecker (00-01)	2.50
Jeff Gray (01-04)	133	Ken Watkins (67-70)	2.51
Mike Whitley (92-95)	128	Tyler Burgess (12-14)	2.65
Dustin Tignor (96-00)	122	Matt Hall (13-15)	2.66
Jarrod Mays (94-96)	121	Doug Still (17)	2.88
Walks	Strikeouts		
Mike Whitley (92-95)	206	Brad Ziegler (00-03)	330
John Hardin (96-00)	191	Dylan Coleman (16-18)	317
Dylan Coleman (16-18)	158	Nick Petree (11-13)	306
Dave Dickensheet (79-82)	139	Matt Hall (13-15)	275
Steve Anderson (78-81)	128	Brett Sinkbeil (04-06)	256
Scott Geitz (95-98)	125	Jordan Knutson (14-17)	247
Bryan Buschhorn (96-99)	121	Jarrod Mays (94-96)	247
Darren Garrison (86-89)	119	Ross Detwiler (05-07)	244
Kirby Cannon (77-80)	115	Jon Harris (13-15)	243
Dirk Lindauer (90-91)	113	Pierce Johnson (10-12)	227
Victories	Losses		
Brad Ziegler (00-03)	32	Pat Doyle (07-10)	16
Nick Petree (11-13)	27	Dustin Tignor (96-00)	16
Kirby Cannon (77-80)	25	Gary Wilson (64-67)	16
Dylan Coleman (16-18)	24	Grant Gordon (10-13)	14
Gray (01-04)-Dickensheet (79-82)	23	Brett Sinkbeil (04-06)	14
Knutson (14-17)-Clubb (07-09)	21	Brad Ziegler (00-03)	21
Geitz (95-98)-Watkins (67-70)	21	John Hardin (96-00)	14
Sam Perez (13-16)	20	Pierce Johnson (10-12)	13
Garrison (86-89)-Mays (94-96)	20	Jeff Gray (01-04)	13
Palmer (73-76)-Anderson (78-81)	20	Whitley (92-95)-Mays (94-96)	13
Winning Percentage	Shutouts		
Sam Perez (13-16)	.909	Ken Watkins (67-70)	5
Greg Reed (87-88)	.909	Brett Sinkbeil (04-06)	3
Darren Garrison (86-88)	.870	Brad Ziegler (00-03)	3
Mike Hill (75-76)	.846	Paul Marsala (03-04)	3
Kyle Watkins (67-70)	.840	Tyler Burgess (12-14)	3
Paul Crain (89-90)	.813	John Rheinecker (00-01)	3
Nick Petree (11-13)	.794	Greg Reed (87-88)	3
Cody Schumacher (12-14)	.789	Dave Dickensheet (79-82)	3
Kirby Cannon (77-80)	.781	Dunn (77-79)-Palmer (73-76)	3
Scott Geitz (95-98)	.778	Hill (75-76)-Lopinot (70-71)	3
Anderson (78-81)-Prince (82-85)	.769	Jones (69-72)-Wilson (64-67)	3

Fielding

Putouts	Assists		
Justin Paulsen (15-17)	1588	Chris Curry (95-98)	656
Jason Hart (96-98)	1515	Evan Pratte (88-91)	580
Luke Voit (10-13)	1453	Travis McComack (09-13)	576
Ryan Howard (99-01)	1409	Kevin Medrano (09-12)	568
Tim Rafferty (02-06)	1275	Joey Hawkins (12-15)	521
Ron Snider (76-79)	1167	Bill Mueller (90-93)	517
J.J. Scerba (92-96)	1006	Steve Hacker (93-95)	479
Steve Hacker (93-95)	1001	Eric Cheray (12-15)	473
Tony Piazza (02-03)	979	Steve Hacker (99-02)	472
Ben Margalski (00-01)	847	Jeremy Eierman (16-pr.)	469
Errors	Total Chances		
Brooks Colvin (01-04)	73	Justin Paulsen (15-17)	1703
Matt Gardner (99-02)	67	Jason Hart (96-98)	1645
Brayden Drake (06-09)	65	Luke Voit (10-13)	1637
Chris Curry (95-98)	56	Ryan Howard (99-01)	1546
Mike Royle (77-80)	55	Tim Rafferty (02-06)	1367
Bill Mueller (90-93)	54	Ron Snider (76-79)	1253
Evan Pratte (88-91)	54	Chris Curry (95-98)	1187
Billy Bunton (80-83)	51	J.J. Scerba (92-96)	1155
Thomas (78-81)-McComack (09-13)	50	Tony Piazza (02-03)	1100
		Steve Hacker (93-95)	1074
Double Plays	Fielding Average		
Ryan Howard (99-01)	151	Steve Seal (69-70)	.992
Jason Hart (96-98)	147	Ben Whetstone (17-pr.)	.992
Chris Curry (95-98)	141	Luke Voit (10-13)	.991
Justin Paulsen (15-17)	122	Kyle Paul (07-08)	.991
Evan Pratte (88-91)	121	Doug Bagby (72-73)	.991
Kevin Medrano (09-12)	113	Piazza (02-03)-Reinsch (82-83)	.990
Travis McComack (09-13)	111	Landan Ruff (15-18)	.990
Matt Gardner (99-02)	107	Hacker (93-95)-Goessling (77-78)	.989
Tim Rafferty (02-06)	105	Fultz (14-16)-Castro (15-16)	.988
Ron Snider (76-79)	95	Ron Snider (76-79)	.988
Saves			
Bryan Young (14-17)	35		
Shaun Marcum (02-03)	18		
Matt Frevert (06-08)	15		
Tyler Burgess (12-14)	14		
Bob Zimmermann (01-03)	13		
Grant Gordon (10-13)	12		
Dan Kickham (11)	11		
Chris Krawczyk (03-06)	11		
Matt Gilmer (94-97)	11		
Connor Sechler (18-pr.)	9		
Tony Floyd (87-88)	9		
Dave Dickensheet (79-82)	9		

MISSOURI STATE BASEBALL

Game 15 | MISSOURI STATE BEARS (3-11) at ORAL ROBERTS GOLDEN EAGLES (6-7) | March 13, 2019 | Tulsa, Okla. | J.L. Johnson Stadium (2,418) | KBFL 1060 AM/96.9 FM

THE LAST TIME...

A Missouri State Hitter Had...

8 at-bats in a game	Adam Pummill vs. UNC Greensboro, 2/25/06
3 at-bats in an inning	Ryan Howard, Nick Kays (both 3-for-3) vs. Evangel, 4/21/99
4 hits in a game	Ryan Skalnik vs. Illinois State, 4/21/18
5+ hits in a game	(5) Jeremy Eierman at Arkansas, 5/17/16
5+ runs in a game	(5) Jake Burger vs. Western Illinois, 3/16/16
4 runs in a game	Hunter Steinmetz at Bradley, 4/28/18
3+ doubles in a game	(3) Justin Paulsen at Evansville, 4/29/17
2+ triples in a game	(2) Eric Cheray vs. Northern Illinois, 2/21/14
A grand slam	Javier Ramos vs. Central Arkansas, 2/27/19
A pinch hit home run	Javier Ramos vs. Central Arkansas, 2/27/19
An inside the park home run	Hunter Steinmetz vs. Western Illinois, 3/16/16
A pinch hit grand slam	Javier Ramos vs. Central Arkansas, 2/27/19
Hit for the cycle	Matt Cepicky at Indiana State, 3/29/98
A hit from each side of the plate	Drew Millas at Valparaiso, 5/5/18
A 10-15-game hit streak	(13) Ben Whetstone, 5/11/18 to 6/3/18
A 16-19-game hit streak	(19) Hunter Steinmetz, 3/5/16 to 4/2/16
A 20-24-game hit streak	(20) Aaron Meyer, 3/5/16 to 4/5/16
A 25-29-game hit streak	(29) Kevin Medrano, 3/23/10 to 5/14/10
A 30-game hit streak	(30) Brayden Drake, 4/27/08 to 3/29/09
10+ RBIs in a game	(11) John Knott vs. UNI, 5/2/92
9 RBIs in a game	Spencer Johnson vs. Kansas, 4/6/16
8 RBIs in a game	Brian Fuess vs. Bradley, 3/27/99
7 RBIs in a game	Jeremy Eierman vs. CSUN, 3/25/18
6 RBIs in a game	Blake Graham vs. Wichita State, 4/23/17
5 RBIs in a game	Jake Burger vs. Southern Illinois, 5/25/17
10+ total bases	(10) Jeremy Eierman at Saint Louis, 4/17/17
Reached safely 6 times	Joey Hawkins vs. Indiana State, 3/31/13
Hits in 5+ straight at-bats	(5) John Privitera, 2/15/19 to 2/16/19
5 walks in a game	Lance Burkhart vs. Nevada, 2/14/97
4 walks in a game	Matt Brown vs. Southern Illinois, 5/12/18
4 strikeouts in a game	Joey Polak at San Diego, 2/23/19
5 strikeouts in a game	Tyler Ryun at UT Arlington, 2/26/10
Stole home	Jack Duffy vs. Central Arkansas, 2/27/19
3 stolen bases	Hunter Steinmetz vs. Western Illinois, 3/16/16
2 home runs in a game	Matt Brown vs. Indiana State, 5/25/18
3 home runs in a game	Spencer Johnson vs. Kansas, 4/6/16
Home runs in consecutive at-bats	Matt Brown vs. Indiana State, 5/25/18
Homered in 3 straight games	Jeremy Eierman, 3/3/17 to 3/5/17
Homered in 5 straight games	Brayden Drake, 5/5/09 to 5/14/09
2 hits in an inning	Ben Whetstone vs. Southern Illinois (4th), 5/12/18
Hit by 3 pitches in a game	Brayden Drake vs. Middle Tennessee, 5/11/08
Hit by 2 pitches in a game	Matt Brown at Kansas, 3/27/18
Led off the game with a home run	Hunter Steinmetz at TCU, 6/11/17
A walk-off home run	Jeremy Eierman vs. Oklahoma State, 6/2/17
A walk-off grand slam	Dylan Becker vs. Bradley, 4/20/13
A grand slam by a freshman	Javier Ramos vs. Central Arkansas, 2/27/19
Consecutive multi-HR games	Ryan Howard, 2/23/00 and 2/27/00

A Missouri State Pitcher Had...

Pitched over 9 innings	(9.1) Clay Murphy vs. DBU, 5/20/14
A complete game (9)	Doug Still at New Mexico, 4/15/17
A complete game (7)	Dylan Coleman vs. Evansville, 5/23/18
A complete game as a freshman	Ty Buckner at Bradley, 4/29/18
Consecutive complete games (9)	Pierce Johnson, 3/15/12 and 3/23/12
3 straight complete games	Paul Marsala (4), 3/27/04 to 4/17/04
Pitched 5.0-6.2 innings of relief	(5.0) Connor Sechler at DBU, 5/27/18
Pitched 7.0-8.2 innings of relief	(7.1) Sam Perez at Indiana State, 5/27/16
Pitched 9+ innings of relief	(10.0) J.C. Casey at Creighton, 5/27/11
A shutout (9)	Doug Still at New Mexico, 4/15/17
A shutout (7)	Dylan Coleman vs. Evansville, 5/23/18
A combined shutout (9)	Ty Buckner (5.2) and Jake Fromson (3.1) vs. CSUN, 3/24/18
A shutout as a freshman	Tim Clubb at Arkansas State, 3/20/07
3+ hit batsmen in a game	(3) Logan Thomazin at Arkansas State, 3/10/19
2+ pickoffs in a game	(2) Tyler McAlister vs. Texas Southern, 2/18/18
10+ strikeouts in a game	(11) Logan Thomazin vs. Central Arkansas, 2/27/19
15+ strikeouts in a game	(15) Matt Hall vs. Wichita State, 5/2/15
6+ walks in a game	(8) Dylan Coleman vs. Illinois State, 4/20/18
A 15-19 inning scoreless streak	(16.1) Jake Fromson, 2/17/17 to 3/10/17
A 20+ inning scoreless streak	(22.2) Sam Perez, 5/17/16 to 5/28/16
Retired 15+ consecutive batters	(15) Austin Knight vs. Missouri, 4/25/17
Retired 20+ consecutive batters	(20) Matt Hall vs. Wichita State, 5/5/13
A two-hitter	Jordan Knutson (8.0) and Jake Fromson (1.0) vs. DBU, 4/7/17
A one-hitter	Ty Buckner at Bradley, 4/29/18

A combined one-hitter	Dylan Coleman (7.0), Jake Fromson (1.0) and Bryan Young (1.0) vs. Indiana State, 5/13/17
A no-hitter	Mike Whitley (7) vs. Southeast Missouri, 5/4/94
A combined no-hitter	Scott Buchheit, Darrell Maus, Matt Brewer, Terry Menown vs. Lincoln, 3/14/89

Missouri State...

Scored 30+ runs	(30) vs. Evangel, 4/21/99
Scored 25-29 runs	(25) vs. Southwest Baptist, 4/4/00
Scored 20-24 runs	(21) at Indiana State, 5/4/08
Scored 15-19 runs	(15) vs. Central Arkansas, 2/27/19
Scored 10+ runs in an inning	(10) 5th vs. Bradley, 4/11/17
Scored 9 runs in an inning	4th at Arkansas State, 4/15/09
Scored 8 runs in an inning	7th vs. Southern Illinois, 5/25/17
Scored 7 runs in an inning	8th vs. Central Arkansas, 2/27/19
Had 30+ hits	(32) vs. Evangel, 4/21/99
Had 25-29 hits	(26) vs. Indiana State, 5/14/98
Had 20-24 hits	(22) vs. Bradley, 5/24/12
Had 6+ doubles	(6) at Evansville, 4/10/10
Had 4+ triples	(4) vs. Illinois State, 5/20/16
Stole 6+ bases	(6) vs. Indiana State, 5/12/17
Stole 4 bases in an inning	4th vs. Evansville, 4/8/18
Was hit by 6+ pitches	(7) vs. DBU, 2/25/11
Drew three consecutive HBP	vs. DBU, 2/25/11
Had 4+ sacrifice bunts	(5) at Southern Illinois, 5/10/15
Did not strike out	at Kansas State, 3/14/15
Hit into a triple play	vs. Indiana State, 5/15/09
Hit 7+ home runs	(7) vs. Middle Tennessee, 3/15/02
Hit 6 home runs	vs. Oral Roberts, 4/4/10
Hit 5 home runs	vs. UNI, 3/26/00
Hit 4 home runs	at DBU, 5/17/18
Hit 2 grand slams in a game	vs. Arkansas State, 3/22/16
Walked 10+ times	(10) at Valparaiso, 5/4/18
Was shut out	vs. Cal State Fullerton, 2/22/19
Was shut out at home	vs. Illinois State (1-0), 5/24/17
Was shut out in consecutive games	at Texas State (0-10), 2/17/19; vs. Cal State Fullerton (0-7), 2/22/19
Shut out back-to-back opponents	at Arkansas State, 3/1/17; vs. Central Arkansas, 3/3/17
Struck out 10+ batters	(13) vs. Central Arkansas, 2/27/19
Struck out 10+ times	(11) at Oklahoma State, 3/12/19
Was held to two or fewer hits	(2) at Arkansas State, 3/8/19
Hit back-to-back home runs	Matt Brown, Brooks Zimmerman at DBU, 5/17/18
Hit three straight home runs	Dan Firlit, Ryan Howard, Mike Collier vs. Arkansas Tech, 2/23/00
Turned 4+ double plays	(4) at Texas Tech, 2/19/12
Committed 6+ errors	(6) at Sam Houston State, 2/28/09
Swept a doubleheader	vs. Illinois State, 4/21/18
Lost both games of a doubleheader	at Arkansas State, 3/10/19

A Missouri State Opponent...

Scored 25+ runs	(25) Rice, 5/25/97
Scored 20-24 runs	(20) Georgia Tech, 2/20/10
Scored 15-19 runs	(16) Arkansas State, 3/10/19
Threw a complete-game one-hitter	Chris Razo, Illinois State, 4/5/13
Threw a complete-game no-hitter	Vince Serafini, Evansville, 5/13/00
Hit 3 home runs	Dylan Brown, Oklahoma State, 3/11/08
Hit 2 home runs	Trevor Boone, Oklahoma State, 3/12/19
Hit back-to-back home runs	Trevor Boone and Cade Cabbiness, Oklahoma State, 3/12/19
Hit a leadoff home run	Matt Hoeg, Iowa, 3/14/18
Hit a walk-off home run	Steffan Guest, UT Arlington, 2/27/10
Hit a grand slam	Michael Gretler, Oregon State, 4/13/18
Had 4 hits in a game	Jared Kengott, Southern Illinois, 5/13/18
Had 5+ hits in a game	(5) Jared Mang, New Mexico, 4/13/17
Had 5 RBIs	Trevor Boone, Oklahoma State, 3/12/19
Had 6+ RBIs	(6) Caleb Ricketts, San Diego, 2/23/19
Had 4+ stolen bases in a game	(4) Michael Faulkner, Arkansas State, 4/4/12
Scored 10+ runs in an inning	Middle Tennessee (10 in 8th), 2/20/09
Scored 9 runs in an inning	Georgia Tech (4th), 2/20/10
Scored 8 runs in an inning	Northern Illinois (9th), 2/21/14
Scored 7 runs in an inning	Arkansas State (7th), 3/10/19
Had 25-29 hits	(25) Rice, 5/25/97
Had 20-24 hits	(23) Nebraska, 2/20/11
Threw a complete game	(9.0) Alex Hurse, Tennessee Tech, 6/3/18
Struck out 10+ batters	(10) Mitch Janssen, Bradley, 4/28/18

MISSOURI STATE BASEBALL

Game 15 | MISSOURI STATE BEARS (3-11) at ORAL ROBERTS GOLDEN EAGLES (6-7) | March 13, 2019 | Tulsa, Okla. | J.L. Johnson Stadium (2,418) | KBFL 1060 AM/96.9 FM



KEITH GUTTIN Head Coach

37th Season
Alma mater: UMSL (1978)

One of the most successful baseball coaches in Missouri Valley Conference history, **Keith Guttin** began his MSU head coaching career in 1983, and has spent the past 36 seasons building the Bears into one of the top programs in the country. Under Guttin, the Bears have won 61 percent of their games, averaging 35 victories a year and racking up 12 different 40-win seasons.

Guttin, who entered the 2019 season fifth among active Division I head coaches in career victories, has been a part of the MSU baseball program as a player, assistant coach and head coach for 41 of the program's 55 years. He took the helm of Bears baseball at the start of the 1983 season, coinciding with the move of Missouri State athletics to Division I status. He inherited the reins of the program from its only previous head baseball coach, former Missouri State Director of Athletics Bill Rowe. Guttin ultimately helped stretch MSU's string of consecutive winning seasons to 32 in a row, easily the longest of any Missouri State athletics team. His 1,262 career wins are the most recorded by any head coach in the 111-year history of Missouri State athletics, and the Bears have finished in the top half of the conference race in all but four of his 36 seasons.

During Guttin's tenure, 125 Bears have signed professional contracts, including six first-round draft picks and 18 players who have advanced to the Major Leagues. Additionally, MSU has won 20 combined conference regular-season and tournament championships and made 11 NCAA Division I Tournament appearances, including 10 in the last 23 years.

In 2003, Guttin led the Bears to the NCAA Division I College World Series for the first time in school history, marking the only trip to Omaha by a Division I team from the state of Missouri since 1965. He has been a conference coach of the year 11 times and was selected as the American Baseball Coaches Association Division I Midwest Region Coach of the Year in both 1997 and 2003.

Guttin's pupils have produced results off the diamond as well. Missouri State baseball players have been recognized on the Valley's all-academic team 65 times since the inception of the honor in 1992. Additionally, seven Bears have garnered academic All-America honors on 12 different occasions under Guttin, including three-time selection Brian Mahaffey.

Missouri State is coming off both its third NCAA Regional appearance and MVC regular-season title in the last four seasons. In 2017, the Bears won their first 18 Valley games en route to the title, then captured their third overall NCAA Regional crown by knocking off Arkansas in the deciding game of the Fayetteville Regional. MSU saw its storybook season come to an end at the Fort Worth Super Regional, as TCU secured a fourth straight trip to Omaha with a two-game sweep of Guttin's Bears. Consensus All-America picks Jake Burger and Jeremy Eierman led a potent Bears lineup that paved the way to a 43-20 campaign, while Valley pitcher of the year Jake Fromson led a star-studded pitching staff and garnered All-America recognition of his own.

The 2015 season will go down as one of the more memorable campaigns for Guttin, who was inducted into both the Missouri Sports Hall of Fame and Springfield Area Sports Hall of Fame during the year. He also surpassed the 1,100 career victory mark early in MSU's record-setting season en route to earning his fifth MVC Coach of the Year nod. Under Guttin's guidance, the 2015 Bears set a program record with 49 victories and were ranked as high as No. 6 (*Baseball America*) in the nation while capturing the Valley's regular-season and postseason tournament titles. MSU went on to earn its ninth NCAA Division I postseason berth, sweeping the Springfield Regional at Hammons Field to advance to its second Super Regional appearance, where the Bears came up just one win shy of punching their ticket to the College World Series.

In 2001, Guttin led the Bears to their first-ever MVC regular-season championship and, in the process, dethroned perennial league powerhouse Wichita State. The Shockers had previously won outright or shared the Valley regular season crown in the previous 14 years, but the Bears posted a 22-10 record in 2001 and beat WSU by one game in the final league standings.

While the accomplishments of Guttin's teams on the field speak volumes about the success of his program, another dream came true in April 2004 when the Bears opened a sparkling 8,000-seat stadium just four blocks north of the Missouri State campus. The Bears finished the year ninth among NCAA Division I teams in attendance, playing only a portion of their home schedule at Hammons Field.

It was merely a coincidence that the crown jewel of the Missouri State baseball program came one year after the Bears exploded onto the national college baseball radar in the College World Series. But both events show the growth of college baseball in the Ozarks and the amount of community and administrative support the program had received in the last several years. With the continued support of the MSU community, Guttin has led the Bears' efforts in numerous charitable endeavors, including the program's annual Price Cutter Celebrity Golf Classic, proceeds from which have been committed to Champion Athletes of the Ozarks in each of the last 20 years. MSU's popular First Pitch and Reunion Night has also been a positive force for both the Bears and a variety of local charitable organizations. The preseason kickoff event has benefited entities such as the Miracle League Ball Field, Care to Learn, Boys and Girls Clubs and the Wounded Warrior Project.

The Bears have finished lower than third in the league standings just nine times since Guttin took over. Guttin directed Missouri State to six straight league titles in Mid-Continent play from 1984 through 1989. He has given MSU its first four Valley postseason tournament championships in 1996, 1997, 2015 and 2018. He was voted the MVC Coach of the Year in 1993, 2001, 2003, 2008, 2015, 2017 and 2018 and was selected the American Baseball Coaches Association Division I Midwest Region Coach of the Year in 1997 and 2003.

Guttin had two notable seasons as the Missouri State second baseman, coming from Mineral Area College. He earned MIAA all-conference honorable mention in 1977 as the Bears made their first NCAA Division II tournament appearance in seven years.

A University City native, Guttin finished his undergraduate degree at the University of Missouri-St. Louis in 1978, and earned his master's degree in 1984 at Truman State. He and his wife, Marianne, have three daughters; Lauren, Lindsey and Samantha.

GUTTIN'S COACHING RECORD

Year	Team	W-L	Pct.	Conf.	Pct.
1983	Missouri State	32-11	.744	---	---
1984	Missouri State	35-22	.614	---	---
1985	Missouri State	24-16	.600	5-3	.625
1986	Missouri State	47-14	.770	11-1	.917
1987	Missouri State	38-14	.731	7-3	.700
1988	Missouri State	41-17	.707	12-0	1.000
1989	Missouri State	41-10	.804	8-2	.800
1990	Missouri State	42-15	.737	11-0	1.000
1991	Missouri State	40-22	.645	14-10	.583
1992	Missouri State	31-23	.574	10-11	.476
1993	Missouri State	32-23	.582	14-6	.700
1994	Missouri State	31-23	.574	13-7	.650
1995	Missouri State	37-21	.638	18-13	.581
1996	Missouri State	32-25	.561	18-11	.621
1997	Missouri State	35-25	.583	16-10	.625
1998	Missouri State	32-21	.604	19-13	.594
1999	Missouri State	38-19	.667	18-11	.621
2000	Missouri State	24-33	.421	15-17	.468
2001	Missouri State	36-22	.621	22-10	.688
2002	Missouri State	43-21	.672	19-13	.594
2003	Missouri State	40-26	.606	19-11	.633
2004	Missouri State	31-28	.525	19-12	.613
2005	Missouri State	26-29	.473	10-14	.417
2006	Missouri State	33-22	.600	15-8	.652
2007	Missouri State	23-34	.404	7-17	.292
2008	Missouri State	40-17	.702	18-6	.750
2009	Missouri State	34-20	.630	17-5	.773
2010	Missouri State	21-34	.382	6-15	.286
2011	Missouri State	33-23	.589	11-9	.550
2012	Missouri State	40-22	.645	13-7	.650
2013	Missouri State	31-23	.574	12-9	.571
2014	Missouri State	26-31	.456	9-12	.429
2015	Missouri State	49-12	.803	18-3	.857
2016	Missouri State	38-21	.644	7-13	.650
2017	Missouri State	43-20	.683	18-1	.947
2018	Missouri State	40-17	.702	18-3	.857
2019	Missouri State	3-11	.214	0-0	.000
Totals		1,262-787	.616	467-372	.557

GUTTIN'S MILESTONE VICTORIES

Win	Date	Result (Site)
1	3/5/83	MSU 8, Indiana State 2 (Meador Park)
100	3/11/86	MSU 7, Jacksonville 5 (Jacksonville, Fla.)
200	4/16/88	MSU 4, Eastern Illinois 2 (Charleston, Ill.)
300	5/13/90	MSU 9, Eastern Illinois 2 (Chicago, Ill.)
*395	5/1/93	MSU 9, UNI 2 (Meador Park)
400	5/9/93	MSU 7, Wichita State 6 (Meador Park)
500	5/17/96	MSU 8, Wichita State 7 (Wichita, Kan.)
600	4/24/99	MSU 13, UNI 7 (Meador Park)
700	5/4/02	MSU 5, Wichita State 1 (Wichita, Kan.)
800	5/11/05	MSU 15, Kansas 6 (Hammons Field)
900	5/11/08	MSU 7, Middle Tennessee 6 (Hammons Field)
1,000	3/3/12	MSU 3, Northwestern State 2 (Natchitoches, La.)
1,100	3/17/15	MSU 10, Little Rock 3 (Hammons Field)
1,200	4/18/17	MSU 5, Missouri 3 (Columbia, Mo.)
1,250	5/11/18	MSU 5, Southern Illinois 3 (Hammons Field)

*Surpassed Bill Rowe for the all-time MSU record for coaching victories

GUTTIN'S CAREER HIGHLIGHTS

- Ten regular-season conference titles (1986, 1988, 1989, 1990, 2001, 2003, 2009, 2015, 2017, 2018)
- Ten conference tournament championships (1984, 1985, 1986, 1987, 1988, 1989, 1996, 1997, 2015, 2018)
- Eleven NCAA Regional berths (1987, 1995, 1996, 1997, 1999, 2002, 2003, 2012, 2015, 2017, 2018)
- Three NCAA Super Regional berths (2003, 2015, 2017)
- 2003 College World Series berth
- Mentored 29 All-Americans as head coach
- Coached 120 professional signees, including 18 Major Leaguers
 - Ryan Howard - 2005 NL Rookie of the Year and 2006 NL MVP
 - Bill Mueller - 2003 AL Batting Champion
- Coached 92 first-team all-conference selections, eight league players of the year and seven league pitchers of the year
- Six-time Mid-Continent Conference Coach of the Year (1984-89)
- Seven-time Missouri Valley Conference Coach of the Year (1993, 2001, 2003, 2008, 2015, 2017, 2018)

MISSOURI STATE BASEBALL

Game 15 | MISSOURI STATE BEARS (3-11) at ORAL ROBERTS GOLDEN EAGLES (6-7) | March 13, 2019 | Tulsa, Okla. | J.L. Johnson Stadium (2,418) | KBFL 1060 AM/96.9 FM

ALPHABETICAL ROSTER

No.	Player	Yr.	Pos.	B-T	Ht.	Wt.	Hometown (Previous School)
31	Forrest Barnes	Fr.	RHP	R-R	6-0	190	Ozark, Mo. (Ozark HS)
41	Michael Briggs	Jr.	C	R-R	6-2	225	Lee's Summit, Mo. (Archbishop O'Hara HS)
36	Ty Buckner	So.	RHP	R-R	6-1	190	St. Louis, Mo. (Ladue Horton Watkins HS)
29	Peyton Carson	Fr.	LHP	L-L	6-4	195	Topeka, Kan. (Shawnee Heights HS)
7	Collin Clayton	Jr.	OF	R-R	6-1	175	Edwardsville, Ill. (Edwardsville HS/John A. Logan College)
43	Ben Cruikshank	Fr.	LHP	L-L	6-4	165	Belleville, Ill. (Belleville East HS)
23	Jack Duffy	Jr.	OF	L-R	5-10	190	Kansas City, Mo. (Staley HS)
26	Sam Faith	So.	IF	B-R	6-3	205	St. Charles, Ill. (St. Charles North HS)
17	Jordan Fitzpatrick	So.	OF/IF	L-R	6-0	190	Rogersville, Mo. (Logan-Rogersville HS)
4	Logan Geha	Jr.	C	R-R	5-11	190	Lee's Summit, Mo. (Lee's Summit West HS)
40	Zach Gibbs	So.	RHP	R-R	6-1	190	Wentzville, Mo. (Holt HS)
12	Anthony Herron, Jr.	Fr.	IF/OF	R-R	6-2	240	Chicago, Ill. (Mount Carmel HS)
8	Mason Hull	Fr.	IF	R-R	6-0	190	Effingham, Ill. (Effingham HS)
11	Hayden Juenger	Fr.	RHP	R-R	6-0	175	O'Fallon, Ill. (O'Fallon Township HS)
16	Dakota Kotowski	Fr.	OF/1B	R-R	6-5	225	Channahon, Ill. (Providence Catholic HS)
21	Jake Lochner	Sr.	LHP	L-L	6-0	200	Sullivan, Mo. (Sullivan HS)
19	Tyler McAlister	Jr.	RHP	R-R	6-5	195	Waterloo, Ill. (Waterloo HS)
24	Drew Millas	Jr.	C	B-R	6-2	205	Swansea, Ill. (Belleville East HS)
50	Alex Moore	So.	RHP	R-R	6-8	240	Mountain Grove, Mo. (Mountain Grove HS)
25	Joey Polak	So.	IF	R-R	6-3	220	Quincy, Ill. (Quincy Notre Dame HS/Jefferson College)
32	John Privitera	Jr.	IF	L-R	5-8	170	Lee's Summit, Mo. (Lee's Summit West HS)
34	Javier Ramos	Fr.	RHP/IF	R-R	6-6	205	Vian, Okla. (Vian HS)
33	Matt Russell	So.	RHP	R-R	6-2	210	Kansas City, Mo. (Staley HS)
10	Nick Schmidt	Fr.	RHP	R-R	6-4	205	Wentzville, Mo. (Holt HS)
13	Davis Schwab	Sr.	LHP	L-L	6-4	230	Overland Park, Kan. (Blue Valley West HS/Johnson County CC)
14	Connor Sechler	So.	RHP	R-R	6-3	195	Bolivar, Mo. (Bolivar HS)
18	Logan Thomazin	Fr.	RHP	R-R	6-2	200	Walnut Grove, Mo. (Walnut Grove HS)
45	Ben Whetstone	Jr.	IF	L-R	6-6	245	Overland Park, Kan. (Rockhurst HS)
35	Logan Wiley	Jr.	RHP	R-R	6-0	190	Springfield, Mo. (Kickapoo HS/Kansas State University)
27	Nate Witherspoon	Jr.	LHP	L-L	6-4	210	Eureka, Mo. (Eureka HS)
5	Tommy Woods	Fr.	OF/IF	R-R	6-4	235	Florissant, Mo. (McCluer North HS)
1	Brooks Zimmerman	Sr.	OF	R-R	6-2	210	Stillwater, Okla. (Stillwater HS/Cowley Co. CC)

Head Coach: (2) Keith Guttin

Assistant Coaches: (28) Paul Evans, (3) Matt Lawson

Volunteer Assistant Coach: (44) Corey Hassel

Director of Player Development: Joe Lincoln

Graduate Managers: Matt Fultz, Aaron Meyer, Nick Petree

Student Manager: Brady Theisen

Athletic Trainer: Jim Penkalski

ROSTER BREAKDOWN

Seniors (3): Jake Lochner, Davis Schwab, Brooks Zimmerman.

Juniors (10): Michael Briggs, Collin Clayton, Jack Duffy, Logan Geha, Tyler McAlister, Drew Millas, John Privitera, Ben Whetstone, Logan Wiley, Nate Witherspoon.

Sophomores (8): Ty Buckner, Sam Faith, Jordan Fitzpatrick, Zach Gibbs, Alex Moore, Joey Polak, Matt Russell, Connor Sechler.

Freshmen (11): Forrest Barnes, Peyton Carson, Ben Cruikshank, Anthony Herron, Jr., Mason Hull, Hayden Juenger, Dakota Kotowski, Javier Ramos, Nick Schmidt, Logan Thomazin, Tommy Woods.

Infielders (8): Sam Faith, Jordan Fitzpatrick, Anthony Herron, Jr., Mason Hull, Joey Polak, John Privitera, Javier Ramos, Ben Whetstone.

Outfielders (5): Collin Clayton, Jack Duffy, Dakota Kotowski, Tommy Woods, Brooks Zimmerman.

Catchers (3): Michael Briggs, Logan Geha, Drew Millas.

Pitchers (17): Forrest Barnes, Ty Buckner, Peyton Carson, Ben Cruikshank, Zach Gibbs, Hayden Juenger, Jake Lochner, Tyler McAlister, Alex Moore, Javier Ramos, Matt Russell, Nick Schmidt, Davis Schwab, Connor Sechler, Logan Thomazin, Logan Wiley, Nate Witherspoon.

NUMERICAL ROSTER

No.	Player	Pos.
1	Brooks Zimmerman	OF
4	Logan Geha	C
5	Tommy Woods	OF/IF
7	Collin Clayton	OF
8	Mason Hull	IF
10	Nick Schmidt	RHP
11	Hayden Juenger	RHP
12	Anthony Herron, Jr.	IF/OF
13	Davis Schwab	LHP
14	Connor Sechler	RHP
16	Dakota Kotowski	OF/1B
17	Jordan Fitzpatrick	OF/IF
18	Logan Thomazin	RHP
19	Tyler McAlister	RHP
21	Jake Lochner	LHP
23	Jack Duffy	OF
24	Drew Millas	C
25	Joey Polak	IF
26	Sam Faith	IF
27	Nate Witherspoon	LHP
29	Peyton Carson	LHP
31	Forrest Barnes	RHP
32	John Privitera	IF
33	Matt Russell	RHP
34	Javier Ramos	RHP/IF
35	Logan Wiley	RHP
36	Ty Buckner	RHP
40	Zach Gibbs	RHP
41	Michael Briggs	C
43	Ben Cruikshank	LHP
45	Ben Whetstone	IF
50	Alex Moore	RHP

Head Coach

2.....Keith Guttin

Assistant Coaches

3.....Matt Lawson

28.....Paul Evans

Volunteer Assistant Coach

44.....Corey Hassel

Director of Player Development

Joe Lincoln

Graduate Assistants

Matt Fultz

Aaron Meyer

Nick Petree

Student Manager

Brady Theisen

Athletic Trainer

Jim Penkalski

PRONUNCIATION GUIDE


Ben Cruikshank CROOK • shank
 Logan Geha GEE • uh
 Keith Guttin rhymes with 'button'
 Anthony Herron, Jr. HAIR • un
 Hayden Juenger YING • ur
 Dakota Kotowski cut • OW • ski
 Jake Lochner LOCK • nur
 Joey Polak PALL • uk
 John Privitera preye (long 'i' • vuh • TEER • uh
 Javier Ramos RAH • mos
 Connor Sechler SECK • lur
 Logan Thomazin TOM • uh • zen
 Ben Whetstone WET • stone



MISSOURI STATE BASEBALL

Game 15 | MISSOURI STATE BEARS (3-11) at ORAL ROBERTS GOLDEN EAGLES (6-7) | March 13, 2019 | Tulsa, Okla. | J.L. Johnson Stadium (2,418) | KBFL 1060 AM/96.9 FM

TV/RADIO ROSTER



1 Brooks Zimmerman
OF/IF - Sr. - R/R
Stillwater, Okla.



4 Logan Gaha
C - So. - R/R
Lee's Summit, Mo.



5 Tommy Woods
OF/IF - Fr. - R/R
Florissant, Mo.



7 Collin Clayton
OF - Jr. - R/R
Edwardsville, Ill.



8 Mason Hull
IF - Fr. - R/R
Effingham, Ill.



10 Nick Schmidt
RHP - Fr. - R/R
Wentzville, Mo.



11 Hayden Juenger
RHP - Fr. - R/R
O'Fallon, Ill.



12 Anthony Herron
IF/OF - Fr. - R/R
Chicago, Ill.



13 Davis Schwab
LHP - Sr. - L/L
Overland Park, Kan.




14 Connor Sechler
RHP - So. - R/R
Bolivar, Mo.



16 Dakota Kotowski
1B/OF - Fr. - R/R
Channahon, Ill.



17 Jordan Fitzpatrick
IF/OF - So. - L/R
Rogersville, Mo.



18 Logan Thomazin
RHP - Fr. - R/R
Walnut Grove, Mo.



19 Tyler McAllister
RHP - Jr. - R/R
Waterloo, Ill.



21 Jake Lochner
LHP - Sr. - L/L
Sullivan, Mo.




23 Jack Duffy
OF - Jr. - L/R
Kansas City, Mo.



24 Drew Millas
C - Jr. - B/R
Swansea, Ill.



25 Joey Polak
IF - So. - R/R
Quincy, Ill.



26 Sam Faith
IF - So. - B/R
St. Charles, Ill.



27 Nate Witherspoon
LHP - Jr. - L/L
Eureka, Mo.



29 Peyton Carson
LHP - Fr. - L/L
Topeka, Kan.




31 Forrest Barnes
RHP - Fr. - R/R
Ozark, Mo.



32 John Privitera
IF - Jr. - L/R
Lee's Summit, Mo.



33 Matt Russell
RHP - So. - R/R
Kansas City, Mo.



34 Javier Ramos
RHP/IF - Fr. - R/R
Vian, Okla.



35 Logan Wiley
RHP - Jr. - R/R
Springfield, Mo.



36 Ty Buckner
RHP - So. - R/R
St. Louis, Mo.




40 Zach Gibbs
RHP - So. - R/R
Wentzville, Mo.



41 Michael Briggs
C - Jr. - R/R
Lee's Summit, Mo.



43 Ben Cruikshank
LHP - Fr. - L/L
Fairview Heights, Ill.



45 Ben Whetstone
IF - Jr. - L/R
Overland Park, Kan.



50 Alex Moore
RHP - So. - R/R
Mountain Grove, Mo.



2 Keith Guttin
Head Coach



3 Matt Lawson
Assistant Coach



28 Paul Evans
Assistant Coach



44 Corey Hassel
Volunteer
Assistant Coach