

MISSOURI STATE

2003 NCAA College World Series • 11 NCAA Regional Appearances • 41 All-Americans • 20 Major Leaguers

Eric Doennig, MSU Athletics Communications (Primary Contact) | O: (417) 836-4586 | C: (417) 827-5327 | EricDoennig@MissouriState.edu | MissouriStateBears.com | @MSUBearBaseball | MissouriStBears

2019 SCHEDULE

February (3-5)

15	vs. Nevada ^S	L, 4-16
16	vs. Utah ^S	W, 6-2
17	at Texas State ^S	L, 0-10
19	at Oral Roberts	PPD
22	vs. (24) Cal State Fullerton [®]	L, 0-7
23	at San Diego [®]	L, 4-14
24	vs. Fresno State [®]	L, 2-3
26	CENTRAL ARKANSAS	W, 9-7
27	CENTRAL ARKANSAS	W, 15-3

March (10-11)

1	(30) UC IRVINE (DH)	3:00 p.m.
5	ORAL ROBERTS	3:00 p.m.
8	at Arkansas State	6:00 p.m.
9	at Arkansas State	2:00 p.m.
10	at Arkansas State	1:00 p.m.
12	at Oklahoma State	3:30 p.m.
13	at Oral Roberts	3:00 p.m.
15	at Oklahoma	6:30 p.m.
16	at Oklahoma	2:00 p.m.
17	at Oklahoma	1:00 p.m.
22	at UC Santa Barbara	5:00 p.m.
23	at UC Santa Barbara	4:00 p.m.
24	at UC Santa Barbara	1:30 p.m.
26	ARKANSAS	6:30 p.m.
27	KANSAS	6:30 p.m.
29	INDIANA STATE*	6:30 p.m.
30	INDIANA STATE*	2:00 p.m.
31	INDIANA STATE*	1:00 p.m.

April (10-11)

2	at Southeast Missouri State	5:00 p.m.
3	at Murray State	3:00 p.m.
5	at Southern Illinois*	6:30 p.m.
6	at Southern Illinois*	2:00 p.m.
7	at Southern Illinois*	1:00 p.m.
9	at Kansas	6:00 p.m.
12	at Illinois State*	5:00 p.m.
13	at Illinois State*	2:00 p.m.
14	at Illinois State*	1:00 p.m.
16	MISSOURI	6:30 p.m.
18	NEW ORLEANS	6:30 p.m.
19	NEW ORLEANS	6:30 p.m.
20	NEW ORLEANS	2:00 p.m.
23	at Missouri	6:30 p.m.
26	BRADLEY*	2:00 p.m.
27	BRADLEY*	12:00 p.m.
28	BRADLEY*	11:00 a.m.
30	at Wichita State	6:00 p.m.

May (10-11)

2	DBU*	6:00 p.m.
3	DBU*	6:30 p.m.
4	DBU*	2:00 p.m.
7	WICHITA STATE	6:30 p.m.
10	at Evansville*	6:30 p.m.
11	at Evansville*	2:00 p.m.
12	at Evansville*	1:00 p.m.
16	VALPARAISO*	6:30 p.m.
17	VALPARAISO*	6:30 p.m.
18	VALPARAISO*	2:00 p.m.
21-25	at MVC Baseball Championship [#]	TBA

HOME GAMES played at Hammons Field
^SMVC game
[®]Texas State Invitational (San Marcos, Texas)
[®]Tony Gwynn Legacy (San Diego, Calif.)
[#]at Duffy Bass Field (Normal, Ill.)
 All times are Central



MISSOURI STATE BEARS (3-5)

Conference.....Missouri Valley
 Head Coach.....Keith Guttin
 Alma Mater.....Missouri-St. Louis
 Career Record.....1,262-781 (37th year)
 Record at MSU.....the same

SERIES INFORMATION

Site.....Springfield, Mo.
 Stadium.....Hammons Field (8,000)
 Date.....Friday, March 1
 Game 1.....12 p.m.
 MSU.....LHP Davis Schwab (1-1, 4.15 ERA)
 UCI.....RHP Andre Pallante (0-1, 6.00 ERA)
 Game 2.....TBA
 MSU.....RHP Logan Wiley (0-2, 6.97 ERA)
 UCI.....RHP Tanner Brubaker (1-0, 0.71 ERA)
 Series History.....First meeting
 Watch.....None
 Radio.....KBFL 1060 AM/96.9 FM
 Live Stats.....MissouriStateBears.com
 Twitter.....@MSUBearBaseball



No. 30 UC IRVINE ANTEATERS (5-3)

Conference.....Big West
 Head Coach.....Ben Orloff
 Alma Mater.....UC Irvine
 Career Record.....5-3 (1st year)
 Record at UCI.....the same

PRIME 9

- The **Missouri State Bears** will continue their home-opening stretch Friday (March 1) with a Noon (CST) double-header against the nationally-ranked **UC Irvine Anteaters** at Hammons Field
- Missouri State head coach **Keith Guttin** ranks fifth among all active NCAA Division I coaches in total wins (1,262) and needs nine more victories to match the career total of former Miami (Fla.) coach Ron Fraser for the No. 19 position on the NCAA's Division I coaching wins list
- The Bears registered 19 hits in Wednesday's 15-3 win over Central Arkansas, marking their best single-game total in exactly three years (Feb. 27, 2016 vs. Alcorn State)
- MSU won its 10th home opener in 16 years at Hammons Field Tuesday vs. Central Arkansas; the win also marked the Bears' 250th victory at Hammons
- Collin Clayton** has recorded a hit in seven-straight games since Feb. 16; the junior is batting .308 (8-for-26) over the course of his streak
- The Bears' roster features three different returners who have earned All-America recognition during their respective MSU careers, led by 2019 preseason *Collegiate Baseball All-America* picks **Drew Millas** and **Connor Sechler**
- MSU has 80 combined come-from-behind wins over the last four seasons and went 13-2 in one-run games in 2018
- The Bears have posted a 88-43 (.672) regular-season non-conference mark over the last four seasons, including a 40-15 mark in non-MVC games at Hammons over the same stretch
- With a string of 27-consecutive error-less games at first base, **Ben Whetstone** (.993) brings the best career fielding percentage of any Bear in the 56-year history of the program into Friday's action

AROUND THE HORN

Pos.	Player	Ht.	Wt.	Class	B/T	G/GS	BA/OBP/SLG	HR/RBI	Notes
C	Logan Geha	5-11	190	Jr.	R/R	8/7	.348/.483/.391	0/2	Career-high 3 hits vs. UCA (Feb. 27)
1B	Ben Whetstone	6-6	245	Jr.	L/R	8/8	.219/.278/.250	0/4	Reached safely in 57 of last 62 games
2B	John Privitera	5-8	170	Jr.	L/R	8/8	.394/.459/.515	0/3	Back-to-back 3-hit games vs. UCA (career-best)
SS	Mason Hull	6-0	190	Fr.	R/R	8/8	.200/.200/.320	0/5	RBI's in 3 of last 4 games since Feb. 23
3B	Joey Polak	6-3	220	So.	R/R	8/8	.185/.333/.222	0/2	Hits in 6 of 8 games, including each of last 3
LF	Brooks Zimmerman	6-2	210	Sr.	R/R	7/6	.286/.375/.333	0/1	Third career 3-hit game vs. Utah (Feb. 16)
CF	Collin Clayton	6-1	175	Jr.	R/R	8/8	.258/.303/.323	0/0	Hits in last 7 G, .308 BA (8-for-26)
RF	Jack Duffy	5-10	190	Jr.	L/R	7/7	.208/.296/.250	0/1	Season-high 2 hits, steal of home Feb. 27
DH	Anthony Herron, Jr.	6-2	240	Fr.	R/R	6/4	.222/.263/.389	1/4	First HR as Bear vs. UCA (Feb. 26)
IF	Sam Faith	6-3	205	So.	B/R	5/2	.200/.333/.200	0/0	First hit of 2019 vs. UCA (Feb. 27)
C	Drew Millas	6-2	205	Jr.	B/R	6/6	.182/.269/.318	0/3	Sidelined with pulled hamstring (Feb. 24)
IF/OF	Jordan Fitzpatrick	6-0	190	So.	L/R	2/0	.000/.333/.000	0/1	Drew bases-loaded walk in first PA (Feb. 15)
OF	Dakota Kotowski	6-5	225	Fr.	R/R	2/0	1.000/1.000/1.000	0/0	Single in first AB as Bear vs. UCA (Feb. 27)
IF	Javier Ramos	6-6	205	Fr.	R/R	1/0	1.000/1.000/4.000	1/4	Grand slam in first AB as Bear vs. UCA (Feb. 27)

Pos.	Pitcher	Ht.	Wt.	Class	B/T	G/GS	W-L	Sv	IP	H	K/BB	BAA	ERA
LHP	Davis Schwab	6-4	230	Sr.	L/L	2/1	1-1	0	8.2	10	9/2	.294	4.15
RHP	Logan Wiley	6-0	190	Jr.	R/R	2/2	0-2	0	10.1	15	6/1	.349	6.97
RHP	Hayden Juenger	6-0	175	Fr.	R/R	2/2	0-1	0	5.1	10	4/6	.400	10.12
RHP	Logan Thomazin	6-2	200	Fr.	R/R	3/1	1-0	0	13.0	6	18/5	.146	1.38
RHP	Connor Sechler	6-3	195	So.	R/R	3/0	0-0	1	5.1	3	8/1	.150	1.69
RHP	Forrest Barnes	6-0	190	Fr.	R/R	2/1	0-0	0	5.0	5	3/1	.278	3.60
RHP	Nick Schmidt	6-4	210	Fr.	R/R	4/0	0-0	0	5.2	7	5/2	.333	6.35
LHP	Jake Lochner	6-0	200	Sr.	L/L	3/0	0-0	0	4.0	4	0/4	.400	9.00
LHP	Nate Witherspoon	6-4	210	Jr.	L/L	3/0	1-0	0	2.2	4	3/2	.364	13.50
LHP	Peyton Carson	6-4	195	Fr.	L/L	2/0	0-0	0	2.0	3	0/0	.333	13.50
LHP	Ben Cruikshank	6-4	165	Fr.	L/L	2/0	0-0	0	3.1	1	1/8	.111	16.20
RHP	Javier Ramos	6-6	205	Fr.	R/R	3/0	0-0	0	1.0	1	1/3	.250	27.00

MISSOURI STATE BASEBALL

Games 9-10 | MISSOURI STATE BEARS (3-5) vs. No. 30 UC IRVINE ANTEATERS (5-3) | March 1, 2019 | Springfield, Mo. | Hammons Field | KBFL 1060 AM/96.9 FM

MVC STANDINGS

Team	Overall	Pct.	MVC	Pct.
Indiana State	7-1	.875	0-0	.000
Illinois State	5-2	.714	0-0	.000
Bradley	4-2	.667	0-0	.000
DBU	5-3	.625	0-0	.000
Southern Illinois	3-3	.500	0-0	.000
Evansville	3-4	.429	0-0	.000
Missouri State	3-5	.375	0-0	.000
Valparaiso	1-4	.200	0-0	.000

THIS WEEK IN THE VALLEY

Friday, March 1

Boston College vs. Evansville (11 a.m.)
 UC Irvine at Missouri State [DH] (12 p.m.)
 Western Illinois at Southern Illinois [DH] (12 p.m.)
 Austin Peay at Indiana State (2 p.m.)
 Houston Baptist at DBU [DH] (3 p.m.)
 Valparaiso at UNC-Wilmington (3 p.m.)
 Illinois State at Murray State [DH] (4 p.m.)
 Bradley at UTSA (6 p.m.)

Saturday, March 2

Boston College vs. Evansville (9 a.m.)
 Illinois State at Murray State (1 p.m.)
 Austin Peay at Indiana State (1 p.m.)
 Western Illinois at Southern Illinois (1 p.m.)
 Valparaiso at UNC-Wilmington (1 p.m.)
 Bradley at UTSA (2 p.m.)
 Houston Baptist at DBU (2 p.m.)

Sunday, March 3

Bradley at UTSA (11 a.m.)
 Austin Peay at Indiana State (1 p.m.)
 Valparaiso at UNC-Wilmington (1 p.m.)
 Western Illinois at Southern Illinois (1 p.m.)

MVC PRESEASON POLL

No.	Team (First-place votes)	Points
1.	Missouri State (5)	59
2.	DBU (2)	58
3.	Indiana State (1)	49
4.	Bradley	39
5.	Southern Illinois	31
6.	Illinois State	28
7.	Valparaiso	13
8.	Evansville	11

PRESEASON ALL-MVC TEAM

Pos.	Player	Team
1B	Ben Whetstone	Missouri State
2B	Jarrod Watkins	Indiana State
3B	Brendan Dougherty	Bradley
SS	Jimmy Glowenke	DBU
C	Drew Millas	Missouri State
OF	John Rave	Illinois State
OF	Blake Billinger	Valparaiso
OF	Andy Shadid	Bradley
SP	Triston Polley	Indiana State
SP	Luke Eldred	DBU
RP	Jarod Bayless	DBU
RP	Connor Sechler	Missouri State

MILLAS, SECHLER HONORED

After earning All-America honors to spearhead the Bears' 2018 MVC title run, both **Drew Millas** and **Connor Sechler** were tabbed for 2019 preseason All-America honors by *Collegiate Baseball*. Millas posted a career year in helping the Bears to their second consecutive Valley regular-season championship last spring, posting team-best figures for batting (.321), hits (68) and RBIs (61) en route to earning first-team All-MVC and second-team All-America honors from the NCBWA. The catcher/DH recorded 18 multi-hit games and 18 multi-RBI efforts, as well as three separate four-hit games as a sophomore.

Sechler was a freshman All-America choice of both *Collegiate Baseball* and the NCBWA after anchoring the Bears' bullpen with eight saves and a 2.98 earned run average in 2018. The right-hander limited the opposition to a combined .208 batting average, while striking out 59 hitters in 54.1 innings over an MSU freshman-record 32 appearances.

WATCH THE LEATHER, MAN

In addition to serving as a key cog in the Bears' lineup over the past two years, junior first baseman **Ben Whetstone** has proven to be one of the top defensive performers in The Valley as well. The Overland Park, Kan., native moved into the top spot on the Bears' career fielding percentage chart after registering his 25th straight game without a defensive miscue last weekend vs. Fresno State. His 0.993 fielding mark as a Bear narrowly leads Steve Seal (1969-70) in the No. 2 position with a 0.992 percentage among all MSU defenders with at least 150 career fielding chances.

LIFTING THE LID

With its 16-4 setback to Nevada (Feb. 15), Missouri State fell to 24-13 in season openers under head coach **Keith Guttin** and 36-20 overall in such affairs as a program. The Bears' lopsided loss to the Wolf Pack also snapped a six-game MSU opening-game win streak that dated back to their last trip to San Marcos in 2013.

ROAD TO SUCCESS

MSU has proven to be hard to stop on the road over the past four seasons, logging a 67-38 (.638) record in such contests. Including their 25-12 record in neutral-field games over the same stretch, the Bears have gone 92-50 (.648) away from Hammons Field since the start of the 2015 season.

The Bears went 14-8 in true road games a year ago, after logging 19 road wins in 2017 and a program-record 21 wins in 27 road contests in 2015. MSU's 0.857 win percentage on the road that year represented its best since 1978, when it posted an identical percentage with a 12-2 road mark. Coupled with their 9-3 record in neutral field contests in 2015, the Bears' total of 30 wins away from home was second only to national champion Virginia in the Division I ranks and qualified as the best in school history. The Bears also posted the longest road win streak in Division I baseball in 2015, claiming 11-straight victories from March 15 to April 25.

WHAT A RELIEF

While the Bears have held a lead in just three of their eight contests this season to date, the Missouri State bullpen can boast of a recent track record of locking down victories. Dating back to May 2014, the Bears relief corps has closed out 155 consecutive victories in which MSU has taken a lead into the ninth inning.

The Bears bullpen has posted an uncharacteristic 7.46 staff ERA through the first eight games, but two mainstays from last year—sophomore closer **Connor Sechler** and senior lefty **Davis Schwab**—have combined to log 9.2 innings of six-hit relief with 14 strikeouts.

VALLEY FORECAST

Highlighted by three selections to the 2019 Preseason All-Missouri Valley Conference Baseball Team, Missouri State was the choice of the league's head coaches to claim its third-consecutive conference crown. Leading the Bears' contingent of three preseason All-MVC choices were returning first-team all-conference picks catcher/DH **Drew Millas** and reliever **Connor Sechler**, while reigning MVC Championship Most Outstanding Player **Ben Whetstone** also picked up a nod at first base.

The Bears, ranked as high as No. 24 in *Collegiate Baseball's* Preseason Poll, captured their third NCAA Regional berth in four seasons last spring after becoming just the second Valley school to win back-to-back regular-season titles (joining Wichita State). MSU (59 points) garnered five of the eight first-place votes to edge DBU for the top spot by just one point. The Patriots, who received two first-place votes, out-gained No. 3 Indiana State (49), which picked up the other first-place vote, while Bradley (39) rounded out the top half of the preseason poll.

2019 HONORS

- Drew Millas**
 • Collegiate Baseball Preseason All-America (third team)
 • Preseason All-MVC
- Connor Sechler**
 • Collegiate Baseball Preseason All-America (third team)
 • NCBWA Stopper of the Year Watch List
 • Preseason All-MVC
- Ben Whetstone**
 • Preseason All-MVC

2018 HONORS

- Ty Buckner**
 • Collegiate Baseball Freshman All-America
 • All-MVC (first team)
- Jack Duffy**
 • MVC Scholar-Athlete Team (OF)
- Keith Guttin**
 • Dan Callahan MVC Coach of the Year
- Drew Millas**
 • NCBWA All-America (second team)
 • ABCA All-Midwest Region (second team)
 • All-MVC (first team)
 • MVC Scholar-Athlete Team (DH)
 • MVC Player of the Week (March 5; April 9; April 23)
- John Privitera**
 • All-MVC (first team)
 • MVC Championship All-Tournament Team (2B)
- Connor Sechler**
 • Collegiate Baseball Freshman All-America
 • NCBWA Freshman All-America
 • All-MVC (first team)
 • MVC Championship All-Tournament Team (P)
 • MVC Pitcher of the Week (April 2)

- Ben Whetstone**
 • MVC Championship Most Valuable Player
 • MVC Championship All-Tournament Team (OF)
 • MVC Scholar-Athlete Team (1B)

- Logan Wiley**
 • All-MVC (honorable mention)

- Brooks Zimmerman**
 • MVC Championship All-Tournament Team (OF)

MISSOURI STATE BASEBALL

Games 9-10 | MISSOURI STATE BEARS (3-5) vs. No. 30 UC IRVINE ANTEATERS (5-3) | March 1, 2019 | Springfield, Mo. | Hammons Field | KBFL 1060 AM/96.9 FM

MSU RECORD BY POSITION

C-	Millas 5 (1-4), Geha 3 (2-1)
1B-	Whetstone 8 (3-5)
2B-	Privitera 8 (3-5)
3B-	Polak 8 (3-5)
SS-	Hull 8 (3-5)
LF-	Geha 4 (1-3), Zimmerman 4 (2-2)
CF-	Clayton 8 (3-5)
RF-	Duffy 7 (3-4), Zimmerman 1 (0-1)
DH-	Herron 4 (2-2), Faith 2 (0-2), Millas 1 (0-1), Zimmerman 1 (1-0)
P-	Juenger 2 (1-1), Wiley 2 (0-2), Barnes 1 (1-0), Moore 1 (0-1), Schwab 1 (0-1), Thomazin 1 (1-0)

MSU RECORD BY BATTING ORDER

1st-	Privitera 7 (3-4), Clayton 1 (0-1)
2nd-	Millas 5 (0-5), Clayton 2 (2-0), Geha 1 (1-0)
3rd-	Whetstone 4 (2-2), Duffy 1 (0-1), Faith 1 (0-1), Millas 1 (1-0), Zimmerman 1 (0-1)
4th-	Zimmerman 4 (2-2), Polak 3 (0-3), Herron 1 (1-0)
5th-	Duffy 3 (1-2), Whetstone 2 (0-2), Herron 2 (1-1), Polak 1 (1-0)
6th-	Clayton 3 (0-3), Duffy 2 (2-0), Faith 1 (0-1), Geha 1 (0-1), Zimmerman 1 (1-0)
7th-	Geha 4 (2-2), Clayton 1 (1-0), Duffy 1 (0-1), Polak 1 (0-1), Whetstone 1 (0-1)
8th-	Polak 3 (2-1), Clayton 1 (0-1), Geha 1 (0-1), Herron 1 (0-1), Hull 1 (0-1), Whetstone 1 (1-0)
9th-	Hull 7 (3-4), Privitera 1 (0-1)

MSU HIT STREAKS

Category	Current	2019	Career
Collin Clayton	7	7	7
John Privitera	3	3	4
Joey Polak	3	3	3
Ben Whetstone	2	2	13
Jack Duffy	2	2	7
Drew Millas	2	2	6
Logan Geha	2	2	4
Anthony Herron	2	2	2
Mason Hull	2	2	2
Brooks Zimmerman	1	2	4
Sam Faith	1	1	1
Dakota Kotowski	1	1	1
Javier Ramos	1	1	1
Jordan Fitzpatrick	0	0	2

MSU REACHED BASE STREAKS

Category	Current	2019	Career
Collin Clayton	7	7	7
Ben Whetstone	5	5	31
Logan Geha	5	5	7
Brooks Zimmerman	4	4	5
John Privitera	3	3	16
Jack Duffy	3	3	8
Joey Polak	3	3	3
Drew Millas	2	2	16
Anthony Herron	2	2	2
Mason Hull	2	2	2
Sam Faith	1	1	2
Dakota Kotowski	1	1	1
Javier Ramos	1	1	1
Jordan Fitzpatrick	0	0	4

IN RARE COMPANY

With Missouri State's 4-2 win over Indiana State at the 2018 MVC Championship, Bears head coach **Keith Guttin** moved past Jack Stallings for sole possession of the No. 20 spot on the NCAA's Division I career coaching wins list.

With a career record of 1,262-781 (.618), Guttin needs nine more wins to catch legendary Miami coach Ron Fraser (1,271) in the 19th position on the chart. Guttin is the second-winningest coach in MVC history, while his win total ranked fifth among all active Division I head coaches entering the 2019 season, his 37th at the Bears' helm.

CARDIAC CUBS

The Bears were in control from the first inning of their initial victory of 2019 against Utah (Feb. 16), but MSU has made the comeback rally an artform in accumulating the most overall victories over a four-year period (170) in program history. Since the start of the 2015 season, the Bears have rallied for a victory on 80 separate occasions, including 21 times last spring, which represented 52.5 percent of their overall season win total (40).

BEARS IN THE PRO RANKS

Three Missouri State baseball standouts reached contractual agreements with professional organizations after being selected in the 2018 Major League Baseball First-Year Player Draft. Second-round pick **Jeremy Eierman** agreed to terms with the Oakland Athletics after the club selected the two-time All-American shortstop 70th overall in the June draft, while fellow MSU juniors **Dylan Coleman** (fourth round) and **Hunter Steinmetz** (11th round) followed suit by reaching deals with San Diego and Toronto, respectively. Eierman and Coleman became the 14th and 15th Bears to be taken in the top 10 rounds of the MLB Draft over the last decade.

Additionally, former Missouri State baseball standout **Matt Hall** became the 20th Bear to receive a call up to the big leagues last year. Hall became the fourth former Bear to earn a Major League roster spot, following **Luke Voit** and **Pierce Johnson** in 2017, and **Buddy Baumann** in 2016.

BEARS ON RADIO

Once again in 2019, Meyer Communications is slated to provide live radio coverage of all 56 Missouri State regular-season games, plus all Bears' games in the Missouri Valley Conference Tournament and any 2019 postseason play. The broadcasts can be heard primarily on **KBFL 1060 AM** and **96.9 FM** in Springfield with Art Hains, Ben Goss and Corey Riggs describing the action. An online audio stream is available through KBFL's website via RadioSpringfield.com.

BEARS ESPN BROADCAST SCHEDULE

Date	Opponent	Outlet	Time
Feb. 26	Central Arkansas	ESPN+	3 p.m.
Feb. 27	Central Arkansas	ESPN+	3 p.m.
March 5	Oral Roberts	ESPN+/ESPN3	3 p.m.
March 26	Arkansas	ESPN+/ESPN3	6:30 p.m.
March 27	Kansas	ESPN+/ESPN3	6:30 p.m.
March 29	Indiana State	ESPN+/ESPN3	6:30 p.m.
March 30	Indiana State	ESPN+/ESPN3	2 p.m.
March 31	Indiana State	ESPN+/ESPN3	1 p.m.
April 5	at Southern Illinois	ESPN+/ESPN3	6:30 p.m.
April 6	at Southern Illinois	ESPN+/ESPN3	2 p.m.
April 7	at Southern Illinois	ESPN+/ESPN3	1 p.m.
April 12	at Illinois State	ESPN+/ESPN3	5 p.m.
April 16	Missouri	ESPN+/ESPN3	6:30 p.m.
April 26	Bradley	ESPN+/ESPN3	2 p.m.
April 28	Bradley	ESPN+/ESPN3	11 a.m.
May 2	DBU	ESPNU	6 p.m.
May 3	DBU	ESPN+/ESPN3	6:30 p.m.
May 4	DBU	ESPN+/ESPN3	2 p.m.
May 7	Wichita State	ESPN+/ESPN3	6:30 p.m.
May 10	at Evansville	ESPN+/ESPN3	6 p.m.
May 11	at Evansville	ESPN+/ESPN3	2 p.m.
May 12	at Evansville	ESPN+/ESPN3	1 p.m.
May 17	Valparaiso	ESPN+/ESPN3	2 p.m.

NCAA DIVISION I WINNINGEST ACTIVE COACHES

No.	Coach (School)	W-L-T	Pct.
1	Mike Martin (Florida State)	1,987-713-4	.736
2	Mike Fox (North Carolina)	1,429-521-5	.732
3	Paul Mainieri (LSU)	1,415-721-7	.662
4	John Anderson (Minnesota)	1,288-860-3	.599
5	Keith Guttin (MSU)	1,259-776-0	.619
6	Danny Hall (Georgia Tech)	1,227-649-1	.654
7	Gary Gilmore (Coastal Carolina)	1,180-578-3	.671
8	Tony Robichaux (UL Lafayette)	1,149-736-2	.609
9	Mike Sansing (Kennesaw State)	1,092-634-0	.633
10	Elliott Avent (NC State)	1,057-722-0	.594
11	Brian Shoop (UAB)	1,027-656-1	.610
12	Bill Brown (George Mason)	1,026-945-7	.520
13	Dave Van Horn (Arkansas)	1,014-532-0	.656
14	Rich Hill (San Diego)	1,002-701-4	.588
15	Paul Kostacopoulos (Navy)	915-619-7	.596

*Career coaching records entering the 2019 season

GUTTIN'S MILESTONE VICTORIES

Win	Date	Result (Site)
1	3/5/83	MSU 8, Indiana State 2 (Meador Park)
100	3/11/86	MSU 7, Jacksonville 5 (Jacksonville, Fla.)
200	4/16/88	MSU 4, Eastern Illinois 2 (Charleston, Ill.)
300	5/13/90	MSU 9, Eastern Illinois 2 (Chicago, Ill.)
*395	5/1/93	MSU 9, UNI 2 (Meador Park)
400	5/9/93	MSU 7, Wichita State 6 (Meador Park)
500	5/17/96	MSU 8, Wichita State 7 (Wichita, Kan.)
600	4/24/99	MSU 13, UNI 7 (Meador Park)
700	5/4/02	MSU 5, Wichita State 1 (Wichita, Kan.)
800	5/11/05	MSU 15, Kansas 6 (Hammons Field)
900	5/11/08	MSU 7, Middle Tennessee 6 (Hammons Field)
1,000	3/3/12	MSU 3, Northwestern State 2 (Natchitoches, La.)
1,100	3/17/15	MSU 10, UALR 3 (Hammons Field)
1,200	4/18/17	MSU 5, Missouri 3 (Columbia, Mo.)
1,250	5/11/18	MSU 5, Southern Illinois 3 (Hammons Field)

*Surpassed Bill Rowe for the all-time Missouri State record for coaching victories

BEARS ON ESPN

Missouri State University, in conjunction with SIDEARM Sports, launched a new partnership in August 2016, unveiling a reconstructed **MissouriStateBears.com**, the official MSU Athletics web site. The revamped MissouriStateBears.com will provide MSU fans with improved features and overall customer service. The new-and-improved site uses the latest technology to provide fans with a seamless, robust experience unique to Missouri State University.

In 2015, ESPN and the Missouri Valley Conference announced a 10-year extension to their current media rights agreement that will provide increased coverage of conference events across ESPN platforms through the 2023-24 academic year. Fans can keep tabs on the Bears through **The Valley on ESPN**. As part of the deal, ESPN, the MVC and its 10 member institutions will work jointly to develop in-house production capabilities at each campus that will provide significant coverage for multiple sports on ESPN+/ESPN3.

MISSOURI STATE BASEBALL

Games 9-10 | MISSOURI STATE BEARS (3-5) vs. No. 30 UC IRVINE ANTEATERS (5-3) | March 1, 2019 | Springfield, Mo. | Hammons Field | KBFL 1060 AM/96.9 FM

2019 MULTI-HIT GAMES

Name	2	3	4	5+	Total
John Privitera	1	3	0	0	4
Logan Geha	1	1	0	0	2
Ben Whetstone	1	1	0	0	2
Collin Clayton	1	0	0	0	1
Jack Duffy	1	0	0	0	1
Anthony Herron	1	0	0	0	1
Drew Millas	1	0	0	0	1
Brooks Zimmerman	0	1	0	0	1
Team	7	6	0	0	13

CAREER MULTI-HIT GAMES

Name	2	3	4	5+	Total
Drew Millas	19	6	3	0	28
Jack Duffy	16	5	0	0	21
John Privitera	11	5	0	0	16
Ben Whetstone	11	3	1	0	15
Logan Geha	7	1	0	0	8
Brooks Zimmerman	3	3	0	0	6
Collin Clayton	1	0	0	0	1
Anthony Herron	1	0	0	0	1
Jordan Fitzpatrick	1	0	0	0	1
Team	70	23	4	0	97

2019 MULTI-RBI GAMES

Name	2	3	4	5+	Total
Anthony Herron	2	0	0	0	2
Mason Hull	2	0	0	0	2
Drew Millas	1	0	0	0	1
Javier Ramos	0	0	1	0	1
Team	5	0	1	0	6

CAREER MULTI-RBI GAMES

Name	2	3	4	5+	Total
Drew Millas	16	6	2	0	24
Ben Whetstone	10	1	1	0	12
Jack Duffy	6	4	0	0	10
Logan Geha	4	1	0	0	5
Brooks Zimmerman	3	2	0	0	5
John Privitera	1	2	1	0	4
Anthony Herron	2	0	0	0	2
Mason Hull	2	0	0	0	2
Sam Faith	1	0	0	0	1
Jordan Fitzpatrick	0	1	0	0	1
Javier Ramos	0	0	1	0	1
Team	45	17	5	0	67

GAME-WINNING RBI

Name	'16	'17	'18	'19	Total
Drew Millas	-	2	6	1	9
Ben Whetstone	-	0	6	0	6
Jack Duffy	-	1	3	0	4
Brooks Zimmerman	-	-	4	0	4
Logan Geha	-	1	2	0	3
John Privitera	-	0	3	0	3
Jordan Fitzpatrick	-	-	2	0	2
Anthony Herron	-	-	-	1	1
Team	0	4	26	2	32

STARTING PITCHERS GAME-BY-GAME

Forrest Barnes

Date	Opponent	IP	H	R	ER	BB	SO	WP	BK	HBP	Score	Record
2/15	vs. Nevada	0.2	1	0	0	1	0	0	0	0	(ND) 4-16	0-0
2/26	Central Arkansas	*4.1	4	2	2	0	3	0	0	3	(ND) 9-7	0-0

Hayden Juenger

Date	Opponent	IP	H	R	ER	BB	SO	WP	BK	HBP	Score	Record
2/16	vs. Utah	*3.1	5	2	2	3	2	0	1	0	(ND) 6-2	0-0
2/23	at San Diego	*2.0	5	4	4	3	2	0	0	0	(L) 4-14	0-1

Alex Moore

Date	Opponent	IP	H	R	ER	BB	SO	WP	BK	HBP	Score	Record
2/17	at Texas State	*2.2	6	5	5	3	0	0	0	0	(L) 0-10	0-1

Davis Schwab

Date	Opponent	IP	H	R	ER	BB	SO	WP	BK	HBP	Score	Record
2/16	vs. Utah	4.1	3	0	0	1	6	0	1	1	(W) 6-2	1-0
2/22	vs. Cal State Fullerton	*4.1	7	5	4	1	3	0	0	0	(L) 0-7	1-1

Logan Thomazin

Date	Opponent	IP	H	R	ER	BB	SO	WP	BK	HBP	Score	Record
2/17	at Texas State	3.1	2	1	1	0	2	1	0	2	(ND) 0-10	0-0
2/22	vs. Cal State Fullerton	2.2	3	1	1	1	5	0	0	1	(ND) 0-7	0-0
2/27	Central Arkansas	*7.0	1	1	0	4	11	0	0	2	(W) 15-3	1-0

Logan Wiley

Date	Opponent	IP	H	R	ER	BB	SO	WP	BK	HBP	Score	Record
2/15	vs. Nevada	*4.1	6	5	5	0	2	0	0	3	(L) 4-16	0-1
2/24	vs. Fresno State	*6.0	9	3	3	1	4	0	0	0	(L) 2-3	0-2

* game started


BEARS MISCELLANEOUS

Home	2-0	Leading after seven	3-0
Away	0-2	Trailing after seven	0-5
Neutral	1-4	Tied after seven	0-0
Day games	3-4	Leading after eight	3-0
Night games	0-1	Trailing after eight	0-5
On turf	0-0	Tied after eight	0-0
On turf infield/grass outfield	0-0	Out-hit opponents	2-0
On grass	3-5	Out-hit by opponents	0-5
Wearing camouflage jersey/maroon hat	0-1	Matching hits	1-0
Wearing black jersey/white hat	1-1	On Friday	0-2
Wearing maroon Bears jersey/maroon hat	0-1	On Saturday	1-1
Wearing maroon MoState jersey/maroon hat	0-1	On Sunday	0-2
Wearing maroon MoState jersey/white hat	1-0	On Tuesday	1-0
Wearing white jersey/maroon hat	0-1	On Wednesday	1-0
Wearing white jersey/white hat	1-0	In February	3-5
In Texas	1-2	Last 5 games	2-3
In California	0-3	Last 10 games	4-6
In Missouri	2-0		
Doubleheaders	0-0		
Extra innings	0-0		
vs. Ranked teams	0-1		
vs. Unranked teams	3-4		
vs. Starting LHP	1-2		
vs. Starting RHP	2-3		
One-run games	0-1		
Five+ run games	1-4		
When scoring 0-2 runs	0-3		
When scoring 3-5 runs	0-2		
When scoring 6-9 runs	2-0		
When scoring 10+ runs	1-0		
When opponent scores 0-2 runs	1-0		
When opponent scores 3-5 runs	1-1		
When opponent scores 6-9 runs	1-1		
When opponent scores 10+ runs	0-3		
Shutouts	0-2		
Missouri State scores first	3-0		
Opponent scores first	0-5		
Missouri State scores in first inning	1-0		
Opponent scores in first inning	0-4		
Leading after six	3-0		
Trailing after six	0-5		
Tied after six	0-0		

MISSOURI STATE BASEBALL

Games 9-10 | MISSOURI STATE BEARS (3-5) vs. No. 30 UC IRVINE ANTEATERS (5-3) | March 1, 2019 | Springfield, Mo. | Hammons Field | KBFL 1060 AM/96.9 FM

RETIRED NUMBERS



Bill Rowe

On Saturday, May 8, 2004, former head baseball coach and director of athletics **Bill Rowe** became the first person in the 48-year history of the MSU baseball program to have his number retired.

Rowe guided the baseball Bears as head coach for 19 years from the start of the program in 1964 through its final season in NCAA Division II in 1982. He led the Bears to a 394-230-1 record and four Division II College World Series appearances. Under Rowe, the Bears finished as national runners-up in 1969 and finished third nationally in 1970 (just the sixth and seventh years of the program). As athletic director, Rowe guided the Bears from

Division II to Division I and saw the Bears change leagues from the MIAA and Mid-Continent Conferences to a current membership in the Missouri Valley Conference.

The retirement ceremony for Rowe's jersey was held prior to the Bears' doubleheader against Illinois State.

The indoor practice facility at Hammons Field also bears Rowe's name as of January 30, 2010.



Ryan Howard

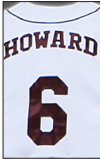
On Dec. 18, 2010, Missouri State retired the No. 6 jersey of former Bear and 2006 National League Most Valuable Player **Ryan Howard** at JQH Arena.

A St. Louis native who played at Missouri State from 1999-2001, Howard finished his collegiate career with 50 home runs, 183 RBIs and a .335 career average in 172 games. He was the 1999 Missouri Valley Conference Freshman of the Year and MSU's A.E. "Ted" Willis Most Valuable Player in 2000.

Since being drafted by Philadelphia in the fifth round of the 2001 draft, Howard has enjoyed a standout professional career. His long list of accomplishments as a member of

the Phillies includes 2005 National League Rookie of the Year, 2006 NL MVP, 2006 Home Run Derby champion, 2008 World Series champion, 2009 NLCS MVP and three All-Star selections.

Howard debuted with the Phillies in 2004, accumulating a career batting average of .258 with 382 homers and 1,194 RBIs in 1,572 MLB games over 13 seasons.



BEARS IN THE BIGS

- Scott Bailes
- Mark Bailey
- Buddy Baumann
- Scott Carroll
- Matt Cepicky
- Ross Detwiler
- Bart Evans
- Jeff Gray
- Matt Hall* (Detroit Tigers)
- Jason Hart
- Ryan Howard
- Pierce Johnson
- Mike Kickham
- Shaun Marcum
- Bill Mueller
- Matt Palmer
- John Rheinecker
- Brett Sinkbeil
- Luke Voit* (New York Yankees)
- Brad Ziegler

*Active on MLB roster

2019 SERIES BREAKDOWN

Series	W-L	Hitting Avg.	R	2B	HR	SB	FLD%	Pitching ERA	SO/BB	BAA
Nevada	0-1	.212	4	2	0	0	.971	16.00	6/5	.378
Utah	1-0	.364	6	3	0	1	.947	2.00	10/4	.235
Texas State	0-1	.069	0	0	0	0	.971	9.00	4/8	.290
Cal State Fullerton	0-1	.167	0	0	0	1	.925	6.00	8/5	.324
San Diego	0-1	.206	4	2	0	0	.970	12.38	2/11	.333
Fresno State	0-1	.188	2	0	0	0	.944	3.38	8/1	.281
Central Arkansas	2-0	.380	24	4	2	4	.945	4.00	20/6	.219
UC Irvine										
Oral Roberts										
Arkansas State										
Oklahoma State										
Oklahoma										
UC Santa Barbara										
Arkansas										
Kansas										
Indiana State										
Southeast Missouri										
Murray State										
Southern Illinois										
Illinois State										
Missouri										
New Orleans										
Bradley										
Wichita State										
DBU										
Evansville										
Valparaiso										

SINGLE-GAME HIGHS

Batting	Individual	Team
At Bats	6, Ben Whetstone vs. Central Arkansas (2/27)	44 vs. Central Arkansas (2/27)
Runs	3, John Privitera vs. Utah (2/16)	15 vs. Central Arkansas (2/27)
Hits	3, (6 times)	19 vs. Central Arkansas (2/27)
Doubles	1, (11 times)	3 vs. Utah (2/16)
Triples	1, Drew Millas vs. Fresno State (2/24)	2 vs. Central Arkansas (2/27)
	1, Collin Clayton vs. Central Arkansas (2/27)	
	1, John Privitera vs. Central Arkansas (2/27)	
Home Runs	1, Anthony Herron vs. Central Arkansas (2/26)	1 vs. Central Arkansas (2/26)
	1, Javier Ramos vs. Central Arkansas (2/27)	1 vs. Central Arkansas (2/27)
Runs Batted In	4, Javier Ramos vs. Central Arkansas (2/27)	10 vs. Central Arkansas (2/27)
Total Bases	5, Anthony Herron vs. Central Arkansas (2/26)	28 vs. Central Arkansas (2/27)
	5, John Privitera vs. Central Arkansas (2/27)	
Stolen Bases	1, (6 times)	3 vs. Central Arkansas (2/27)
Walks	2, Jack Duffy vs. Nevada (2/15)	6 vs. Nevada (2/15)
	2, Brooks Zimmerman vs. Central Arkansas (2/26)	
Strikeouts	4, Joey Polak vs. Cal State Fullerton (2/22)	13 vs. Fresno State (2/24)
Fighting	Individual	Team
Putouts	12, Logan Geha 28 vs. Central Arkansas (2/27)	27 (5 times)
Assists	5, John Privitera vs. Cal State Fullerton (2/22)	10 (3 times)
Errors	2, (3 times)	3 vs. Cal State Fullerton (2/22)
Double Plays	2, Ben Whetstone (2 times)	2 vs. Cal State Fullerton (2/22)
	2, John Privitera vs. Cal State Fullerton (2/22)	2 at San Diego (2/23)
	2, Mason Hull vs. Cal State Fullerton (2/22)	
Pitching	Individual	Team
Innings Pitched	7.0, Logan Thomazin vs. Central Arkansas (2/27)	9.0 (5 times)
Runs Allowed	5, (4 times)	16 vs. Nevada (2/15)
Earned Runs Allowed	5, Logan Wiley vs. Nevada (2/15)	16 vs. Nevada (2/15)
	5, Alex Moore at Texas State (2/17)	
Hits Allowed	9, Logan Wiley vs. Fresno State (2/24)	14 vs. Nevada (2/15)
Walks	5, Ben Cruikshank at San Diego (2/23)	11 at San Diego (2/23)
Strikeouts	11, Logan Thomazin vs. Central Arkansas (2/27)	13 vs. Central Arkansas (2/27)

MISSOURI STATE BASEBALL

Games 9-10 | MISSOURI STATE BEARS (3-5) vs. No. 30 UC IRVINE ANTEATERS (5-3) | March 1, 2019 | Springfield, Mo. | Hammons Field | KBFL 1060 AM/96.9 FM

SEASON RESULTS

Date	MSU Totals	Opponent	Opp. Totals	W/L	Record	Winner	Loser	Save	Highlights
2/15	4-7-1	vs. Nevada ^A	16-12-0	L	0-1	Anderson (1-0)	WILEY (0-1)	--	UNR scores in 8 of 9 inn.; Geha 2-3, 2B, BB
2/16	6-12-1	vs. Utah ^A	2-8-1	W	1-1	SCHWAB (1-0)	Pierce (0-1)	--	Schwab 4.1 IP, 3 H, 0 R, 6 K's; Privitera 3-3, 3 R, SB
2/17	0-2-1	at Texas State ^A	10-9-0	L	1-2	Reich (1-0)	MOORE (0-1)	--	Bears blanked on 2 H; Thomazin 3.1 IP, 2 H, 1 ER, 2 K's
2/22	0-5-3	vs. Cal State Fullerton [@]	7-11-0	L	1-3	Bibee (2-0)	SCHWAB (1-1)	--	Bibee 7.0 SHO IP, 8 K's; Thomazin 2.2 IP, 5 K's
2/23	4-7-1	at San Diego [@]	14-10-0	L	1-4	Hendrickson (2-0)	JUENGER (0-1)	--	USD scores 8 runs in first 3 inn.; Ricketts 2-3, 6 RBIs
2/24	2-6-2	vs. Fresno State [@]	3-9-0	L	1-5	Moore (1-0)	WILEY (0-2)	Arias (2)	3-run 4th lifts Fresno; Sechler 2.0 IP, 4 K's; Millas 2-3, 3B, RBI
2/26	9-11-2	Central Arkansas	7-11-3	W	2-5	WITHERSPOON (1-0)	Smith (0-1)	SECHLER (1)	6-run 6th for MSU; Herron 2-4, HR (1), 2 RBI; Privitera 3-5
2/27	15-19-2	Central Arkansas	3-3-3	W	3-5	THOMAZIN (1-0)	Stone (0-1)	--	Thomazin 7.0 IP, 1 H, 0 ER, 11 K's; Geha career-high 3 H
3/1		UC Irvine-1							
3/1		UC Irvine-2							
3/5		Oral Roberts							
3/8		at Arkansas State							
3/9		at Arkansas State							
3/10		at Arkansas State							
3/12		at Oklahoma State							
3/13		at Oral Roberts							
3/15		at Oklahoma							
3/16		at Oklahoma							
3/17		at Oklahoma							
3/22		at UC Santa Barbara							
3/23		at UC Santa Barbara							
3/24		at UC Santa Barbara							
3/26		Arkansas							
3/27		Kansas							
3/29		Indiana State ^A							
3/30		Indiana State ^A							
3/31		Indiana State ^A							
4/2		at Southeast Missouri							
4/3		at Murray State							
4/5		at Southern Illinois ^A							
4/6		at Southern Illinois ^A							
4/7		at Southern Illinois ^A							
4/9		at Kansas							
4/12		at Illinois State ^A							
4/13		at Illinois State ^A							
4/14		at Illinois State ^A							
4/16		Missouri							
4/18		New Orleans							
4/19		New Orleans							
4/20		New Orleans							
4/23		at Missouri							
4/26		Bradley ^A							
4/27		Bradley ^A							
4/28		Bradley ^A							
4/30		at Wichita State							
5/2		DBU ^A							
5/3		DBU ^A							
5/4		DBU ^A							
5/7		Wichita State							
5/10		at Evansville ^A							
5/11		at Evansville ^A							
5/12		at Evansville ^A							
5/16		Valparaiso ^A							
5/17		Valparaiso ^A							
5/18		Valparaiso ^A							

* Missouri Valley Conference game; ^A at Texas State Tournament (San Marcos, Texas); [@] at Tony Gwynn Legacy (San Diego, Calif.)

Record Breakdown: 3-5 overall, 3-5 non-conference; 0-2 away; 2-0 home; 1-3 neutral; 3-5 February; 3-4 day games; 0-1 night games; longest winning streak - 2; longest losing streak - 4

MISSOURI STATE BASEBALL

Games 9-10 | MISSOURI STATE BEARS (3-5) vs. No. 30 UC IRVINE ANTEATERS (5-3) | March 1, 2019 | Springfield, Mo. | Hammons Field | KBFL 1060 AM/96.9 FM

OVERALL BATTING-FIELDING STATISTICS

Record: 3-5 Home: 2-0 Away: 0-2 Neutral: 1-3 : 0-0

Player	avg	gp-gs	ab	r	h	2b	3b	hr	rbi	tb	slg%	bb	hp	so	gdp	ob%	sf	sh	sb-att	po	a	e	fld%
Privitera, John	.394	8-8	33	6	13	2	1	0	3	17	.515	2	2	10	0	.459	0	0	2-3	10	18	3	.903
Geha, Logan	.348	8-7	23	4	8	1	0	0	2	9	.391	4	2	8	0	.483	0	1	2-2	42	4	0	1.000
Zimmerman, Brooks	.286	7-6	21	4	6	1	0	0	1	7	.333	3	0	4	1	.375	0	0	0-0	6	0	0	1.000
Clayton, Collin	.258	8-8	31	3	8	0	1	0	0	10	.323	2	0	6	2	.303	0	1	0-0	24	0	0	1.000
Herron, Anthony	.222	6-4	18	3	4	0	0	1	4	7	.389	1	0	7	0	.263	0	0	1-1	0	0	0	.000
Whetstone, Ben	.219	8-8	32	3	7	1	0	0	4	8	.250	3	0	4	0	.278	1	0	0-2	61	1	0	1.000
Duffy, Jack	.208	7-7	24	4	5	1	0	0	1	6	.250	3	0	2	0	.296	0	0	1-2	18	1	0	1.000
Hull, Mason	.200	8-8	25	4	5	3	0	0	5	8	.320	0	0	7	0	.200	0	0	0-1	12	14	6	.813
Polak, Joey	.185	8-8	27	4	5	1	0	0	2	6	.222	4	2	16	0	.333	0	0	0-0	2	13	2	.882
Millas, Drew	.182	6-6	22	2	4	1	1	0	3	7	.318	3	0	5	0	.269	1	0	0-0	31	1	0	1.000

Kotowski, Dakota	1.000	2-0	1	1	1	0	0	0	0	1	1.000	0	0	0	0	1.000	0	0	0-0	0	0	0	.000
Ramos, Javier	1.000	1-0	1	1	1	0	0	1	4	4	4.000	0	0	0	0	1.000	0	0	0-0	0	0	0	.000
Faith, Sam	.200	5-2	10	1	2	0	0	0	0	2	.200	0	2	2	0	.333	0	0	0-0	0	1	0	1.000
Fitzpatrick, Jordan	.000	2-0	2	0	0	0	0	0	1	0	.000	1	0	1	0	.333	0	0	0-0	0	0	0	.000
Totals	.256	8	270	40	69	11	3	2	30	92	.341	26	8	72	3	.337	2	2	6-11	207	68	13	.955
Opponents	.286	8	262	62	75	11	5	5	54	111	.424	40	23	58	5	.414	8	8	12-13	210	65	7	.975

LOB - Team (58), Opp (72). DPs turned - Team (6), Opp (3).

OVERALL PITCHING STATISTICS

(All games Sorted by Earned run avg)

Player	era	w-l	app	gs	cg	sho	sv	ip	h	r	er	bb	so	2b	3b	hr	b/avg	wp	hp	bk	sfa	sha	
Thomazin, Logan	1.38	1-0	3	1	0	0/0	0	13.0	6	3	2	5	18	1	0	0	.146	1	5	0	2	1	
Schwab, Davis	4.15	1-1	2	1	0	0/0	0	8.2	10	5	4	2	9	1	0	1	.294	0	1	1	0	1	
Wiley, Logan	6.97	0-2	2	2	0	0/0	0	10.1	15	8	8	1	6	0	2	1	.349	0	3	0	1	1	

Sechler, Connor	1.69	0-0	3	0	0	0/0	1	5.1	3	1	1	1	8	1	0	0	.150	0	1	0	0	0	
Barnes, Forrest	3.60	0-0	2	1	0	0/0	0	5.0	5	2	2	1	3	2	0	0	.278	0	3	0	0	1	
Schmidt, Nick	6.35	0-0	4	0	0	0/0	0	5.2	7	4	4	2	5	1	0	2	.333	1	3	0	2	0	
Lochner, Jake	9.00	0-0	3	0	0	0/0	0	4.0	4	5	4	4	0	2	1	0	.286	0	1	0	0	2	
Juenger, Hayden	10.12	0-1	2	2	0	0/0	0	5.1	10	6	6	6	4	0	1	0	.400	0	0	1	1	0	
Witherspoon, Nate	13.50	1-0	3	0	0	0/0	0	2.2	4	5	4	2	3	1	0	0	.364	0	2	0	1	0	
Carson, Peyton	13.50	0-0	2	0	0	0/0	0	2.0	3	3	3	0	0	0	1	1	.333	0	1	0	0	0	
Cruikshank, Ben	16.20	0-0	2	0	0	0/0	0	3.1	1	9	6	8	1	0	0	0	.111	0	1	0	0	2	
Moore, Alex	16.88	0-1	1	1	0	0/0	0	2.2	6	5	5	3	0	1	0	0	.462	0	0	0	1	0	
Ramos, Javier	27.00	0-0	3	0	0	0/0	0	1.0	1	4	3	3	1	1	0	0	.250	0	2	0	0	0	
Gibbs, Zach	99.00	0-0	1	0	0	0/0	0	0.0	0	2	2	2	0	0	0	0		1	0	0	0	0	
Totals	7.04	3-5	8	8	0	0/0	1	69.0	75	62	54	40	58	11	5	5	.286	3	23	2	8	8	
Opponents	3.86	5-3	8	8	0	2/2	1	70.0	69	40	30	26	72	11	3	2	.256	7	8	2	2	2	

PB - Team (0), Opp (1). Pickoffs - Team (2), Thomazin, L. 2, Opp (1).

MISSOURI STATE BASEBALL

Games 9-10 | MISSOURI STATE BEARS (3-5) vs. No. 30 UC IRVINE ANTEATERS (5-3) | March 1, 2019 | Springfield, Mo. | Hammons Field | KBFL 1060 AM/96.9 FM

HOME BATTING-FIELDING STATISTICS

Record: 2-0 Home: 2-0 Away: 0-0 : 0-0

Player	avg	gp-gs	ab	r	h	2b	3b	hr	rbi	tb	slg%	bb	hp	so	qdp	ob%	sf	sh	sb-att	po	a	e	fld%	
Privitera, John	.600	2-2	10	2	6	0	1	0	2	8	.800	0	0	2	0	.600	0	0	1-1	3	4	0	1.000	
Geha, Logan	.571	2-2	7	2	4	0	0	0	1	4	.571	1	1	2	0	.667	0	1	1-1	20	3	0	1.000	
Herron, Anthony	.375	2-2	8	2	3	0	0	1	4	6	.750	0	0	3	0	.375	0	0	1-1	0	0	0	.000	
Whetstone, Ben	.364	2-2	11	1	4	1	0	0	2	5	.455	0	0	0	0	.364	0	0	0-1	13	0	0	1.000	
Duffy, Jack	.333	2-2	9	3	3	1	0	0	0	4	.444	0	0	1	0	.333	0	0	1-2	6	0	0	1.000	
Polak, Joey	.333	2-2	6	3	2	1	0	0	1	3	.500	2	1	2	0	.556	0	0	0-0	0	3	0	1.000	
Hull, Mason	.286	2-2	7	3	2	1	0	0	3	3	.429	0	0	2	0	.286	0	0	0-0	3	1	4	.500	
Clayton, Collin	.222	2-2	9	2	2	0	1	0	0	4	.444	1	0	2	1	.300	0	0	0-0	7	0	0	1.000	
Zimmerman, Brooks	.167	2-2	6	3	1	0	0	0	0	1	.167	2	0	1	1	.375	0	0	0-0	2	0	0	1.000	

Ramos, Javier	1.000	1-0	1	1	1	0	0	1	4	4	4.000	0	0	0	0	1.000	0	0	0-0	0	0	0	.000	
Kotowski, Dakota	1.000	1-0	1	1	1	0	0	0	0	1	1.000	0	0	0	0	1.000	0	0	0-0	0	0	0	.000	
Faith, Sam	.500	1-0	2	1	1	0	0	0	0	1	.500	0	0	0	0	.500	0	0	0-0	0	0	0	.000	
Fitzpatrick, Jordan	.000	1-0	2	0	0	0	0	0	0	0	.000	0	0	1	0	.000	0	0	0-0	0	0	0	.000	
Totals	.380	2	79	24	30	4	2	2	17	44	.557	6	2	16	2	.437	0	1	4-6	54	15	4	.945	
Opponents	.219	2	64	10	14	4	0	0	9	18	.281	6	8	20	0	.346	3	2	2-2	48	17	6	.915	

LOB - Team (16), Opp (19). DPs turned - Team (0), Opp (2).

HOME PITCHING STATISTICS

(Home games Sorted by Earned run avg)

Player	era	w-l	app	gs	cg	sho	sv	ip	h	r	er	bb	so	2b	3b	hr	b/avg	wp	hp	bk	sfa	sha
Thomazin, Logan	0.00	1-0	1	1	0	0/0	0	7.0	1	1	0	4	11	0	0	0	.050	0	2	0	1	1
Barnes, Forrest	4.15	0-0	1	1	0	0/0	0	4.1	4	2	2	0	3	2	0	0	.250	0	3	0	0	1
Sechler, Connor	4.50	0-0	1	0	0	0/0	1	2.0	3	1	1	1	2	1	0	0	.300	0	0	0	0	0
Witherspoon, Nate	11.57	1-0	1	0	0	0/0	0	2.1	4	4	3	0	2	1	0	0	.400	0	2	0	1	0

Lochner, Jake	0.00	0-0	1	0	0	0/0	0	1.0	0	0	0	0	0	0	0	0	.000	0	0	0	0	0
Ramos, Javier	0.00	0-0	1	0	0	0/0	0	0.1	0	0	0	0	0	0	0	0	.000	0	0	0	0	0
Schmidt, Nick	18.00	0-0	1	0	0	0/0	0	1.0	2	2	2	1	2	0	0	0	.500	0	1	0	1	0
Totals	4.00	2-0	2	2	0	0/0	1	18.0	14	10	8	6	20	4	0	0	.219	0	8	0	3	2
Opponents	7.88	0-2	2	2	0	0/0	0	16.0	30	24	14	6	16	4	2	2	.380	2	2	1	0	1

PB - Team (0), Opp (1). Pickoffs - Team (1), Thomazin, L. 1.

MISSOURI STATE BASEBALL

Games 9-10 | MISSOURI STATE BEARS (3-5) vs. No. 30 UC IRVINE ANTEATERS (5-3) | March 1, 2019 | Springfield, Mo. | Hammons Field | KBFL 1060 AM/96.9 FM

ROAD BATTING-FIELDING STATISTICS

Record: 0-2 Home: 0-0 Away: 0-2 MVC: 0-0

Player	avg	gp-gs	ab	r	h	2b	3b	hr	rbi	tb	slg%	bb	hp	so	qdp	ob%	sf	sh	sb-att	po	a	e	fld%
Clayton,Collin	.333	2-2	6	0	2	0	0	0	0	2	.333	1	0	1	0	.429	0	0	0-0	6	0	0	1.000
Whetstone,Ben	.286	2-2	7	1	2	0	0	0	1	2	.286	0	0	1	0	.286	0	0	0-0	15	0	0	1.000
Hull,Mason	.250	2-2	4	0	1	1	0	0	2	2	.500	0	0	0	0	.250	0	0	0-0	2	3	0	1.000
Herron,Anthony	.200	2-1	5	1	1	0	0	0	0	1	.200	1	0	2	0	.333	0	0	0-0	0	0	0	.000
Polak,Joey	.167	2-2	6	0	1	0	0	0	0	1	.167	1	1	4	0	.375	0	0	0-0	0	7	1	.875
Zimmerman,Brooks	.125	2-2	8	1	1	1	0	0	0	2	.250	0	0	3	0	.125	0	0	0-0	3	0	0	1.000
Millas,Drew	.125	2-2	8	0	1	0	0	0	0	1	.125	1	0	2	0	.222	0	0	0-0	8	0	0	1.000
Privitera,John	.000	2-2	9	0	0	0	0	0	0	0	.000	0	0	5	0	.000	0	0	0-0	3	2	0	1.000
Geha,Logan	.000	2-1	4	1	0	0	0	0	0	0	.000	1	0	1	0	.200	0	0	0-0	8	0	0	1.000
Duffy,Jack	.000	1-1	3	0	0	0	0	0	0	0	.000	0	0	0	0	.000	0	0	0-0	2	0	0	1.000
Faith,Sam	.000	2-1	3	0	0	0	0	0	0	0	.000	0	1	1	0	.250	0	0	0-0	0	1	0	1.000
Kotowski,Dakota	.000	1-0	0	0	0	0	0	0	0	0	.000	0	0	0	0	.000	0	0	0-0	0	0	0	.000
Totals	.143	2	63	4	9	2	0	0	3	11	.175	5	2	20	0	.229	0	0	0-0	48	18	2	.971
Opponents	.311	2	61	24	19	4	2	0	20	27	.443	19	3	6	1	.482	2	4	5-5	54	16	0	1.000

LOB - Team (12), Opp (17). DPs turned - Team (2).

ROAD PITCHING STATISTICS

(Away games Sorted by Earned run avg)

Player	era	w-l	app	gs	cg	sho	sv	ip	h	r	er	bb	so	2b	3b	hr	b/avg	wp	hp	bk	sfa	sha
Schmidt,Nick	0.00	0-0	1	0	0	0/0	0	1.0	1	0	0	0	2	0	0	0	.250	1	0	0	0	0
Carson,Peyton	0.00	0-0	1	0	0	0/0	0	1.0	0	0	0	0	0	0	0	0	.000	0	0	0	0	0
Thomazin,Logan	2.70	0-0	1	0	0	0/0	0	3.1	2	1	1	0	2	1	0	0	.167	1	2	0	0	0
Cruikshank,Ben	6.00	0-0	1	0	0	0/0	0	3.0	1	5	2	5	0	0	0	0	.125	0	0	0	0	2
Lochner,Jake	12.00	0-0	2	0	0	0/0	0	3.0	4	5	4	4	0	2	1	0	.364	0	1	0	0	2
Moore,Alex	16.88	0-1	1	1	0	0/0	0	2.2	6	5	5	3	0	1	0	0	.462	0	0	0	1	0
Juenger,Hayden	18.00	0-1	1	1	0	0/0	0	2.0	5	4	4	3	2	0	1	0	.500	0	0	0	1	0
Gibbs,Zach	99.00	0-0	1	0	0	0/0	0	0.0	0	2	2	2	0	0	0	0		1	0	0	0	0
Ramos,Javier	99.00	0-0	1	0	0	0/0	0	0.0	0	2	1	2	0	0	0	0		0	0	0	0	0
Totals	10.69	0-2	2	2	0	0/0	0	16.0	19	24	19	19	6	4	2	0	.311	3	3	0	2	4
Opponents	2.00	2-0	2	2	0	1/1	0	18.0	9	4	4	5	20	2	0	0	.143	2	2	0	0	0

MISSOURI STATE BASEBALL

Games 9-10 | MISSOURI STATE BEARS (3-5) vs. No. 30 UC IRVINE ANTEATERS (5-3) | March 1, 2019 | Springfield, Mo. | Hammons Field | KBFL 1060 AM/96.9 FM

INDIVIDUAL GAME-BY-GAME BATTING (AB-R-H-RBI)

Opponent	Date	#7 Clayton,C	#23 Duffy,J	#26 Faith,S	#17 Fitzpatrick,J	#4 Geha,L	#12 Herron,A	#8 Hull,M	#16 Kotowski,D	#24 Milas,D	#25 Polak,J	#32 Privitera,J	#34 Ramos,J	#45 Whetstone,	#1 Zimmerman
Nevada	Feb 15	5-0-0-0	2-1-1-1	4-0-1-0	0-0-0-1	3-1-2-0	3-0-0-0	4-0-0-0	5-1-1-0	3-0-2-1	4-1-0-0	Def
Utah	Feb 16	4-1-1-0	4-0-1-0	4-0-1-1	4-1-1-0	3-1-1-2	3-0-1-1	3-3-3-0	4-0-0-0	4-0-3-1
Texas State	Feb 17	3-0-1-0	3-0-0-0	3-0-0-0	1-0-0-0	1-0-0-0	1-0-0-0	4-0-0-0	3-0-1-0	4-0-0-0	3-0-0-0	3-0-0-0
Cal State Fullerton	Feb 22	3-0-1-0	3-0-0-0	3-0-1-0	3-0-0-0	3-0-1-0	4-0-0-0	4-0-0-0	4-0-1-0	3-0-1-0
San Diego	Feb 23	3-0-1-0	0-0-0-0	3-1-0-0	4-1-1-0	3-0-1-2	Def	4-0-1-0	3-0-0-0	5-0-0-0	4-1-2-1	5-1-1-0
Fresno State	Feb 24	4-0-2-0	3-0-0-0	1-0-0-0	2-0-0-0	2-0-0-0	4-0-0-0	3-1-2-1	3-0-0-0	4-1-1-0	3-0-0-1	3-0-1-0
Central Arkansas	Feb 26	4-0-1-0	4-1-1-0	3-1-1-0	4-2-2-2	4-2-1-2	3-1-1-1	5-0-3-1	5-0-1-1	3-2-0-0
Central Arkansas	Feb 27	5-2-1-0	5-2-2-0	2-1-1-0	2-0-0-0	4-1-3-1	4-0-1-2	3-1-1-1	1-1-1-0	3-2-1-0	5-2-3-1	1-1-1-4	6-1-3-1	3-1-1-0

MISSOURI STATE BASEBALL

Games 9-10 | MISSOURI STATE BEARS (3-5) vs. No. 30 UC IRVINE ANTEATERS (5-3) | March 1, 2019 | Springfield, Mo. | Hammons Field | KBFL 1060 AM/96.9 FM

INDIVIDUAL GAME-BY-GAME PITCHING (IP-H-R-ER-BB-SO)

Opponent	Date	#31 Barnes,F	#29 Carson,P	#43 Cruikshank,B	#40 Gibbs,Z	#11 Juenger,H	#21 Lochner,J	#50 Moore,A	#34 Ramos,J	#10 Schmidt,N	#13 Schwab,D
Nevada	Feb 15	0.2-1-0-0-1-0	1.0-3-3-3-0-0	0.1-0-4-4-3-1	0.2-1-2-2-1-1	1.2-3-2-2-0-1
Utah	Feb 16	*3.1-5-2-2-3-2	4.1-3-0-0-1-6
Texas State	Feb 17	1.0-0-2-1-3-0	*2.2-6-5-5-3-0	0.0-0-2-1-2-0	1.0-1-0-0-0-2
Cal State Fullerton	Feb 22	2.0-1-0-0-1-0	*4.1-7-5-4-1-3
San Diego	Feb 23	1.0-0-0-0-0-0	3.0-1-5-2-5-0	0.0-0-2-2-2-0	*2.0-5-4-4-3-2	2.0-4-3-3-1-0
Fresno State	Feb 24
Central Arkansas	Feb 26	*4.1-4-2-2-0-3	0.1-0-0-0-0-0
Central Arkansas	Feb 27	1.0-0-0-0-0-0	1.0-2-2-2-1-2
Opponent	Date	#14 Sechler,C	#18 Thomazin,L	#35 Wiley,L	#27 Wthrspoon,N						
Nevada	Feb 15	*4.1-6-5-5-0-2	0.1-0-0-0-0-1						
Utah	Feb 16	1.1-0-0-0-0-2						
Texas State	Feb 17	3.1-2-1-1-0-2						
Cal State Fullerton	Feb 22	2.2-3-1-1-1-5	0.0-0-1-1-2-0						
San Diego	Feb 23						
Fresno State	Feb 24	2.0-0-0-0-0-4	*6.0-9-3-3-1-4						
Central Arkansas	Feb 26	2.0-3-1-1-1-2	2.1-4-4-3-0-2						
Central Arkansas	Feb 27	*7.0-1-1-0-4-11						

MISSOURI STATE BASEBALL

Games 9-10 | MISSOURI STATE BEARS (3-5) vs. No. 30 UC IRVINE ANTEATERS (5-3) | March 1, 2019 | Springfield, Mo. | Hammons Field | KBFL 1060 AM/96.9 FM

GAME-BY-GAME LINEUPS

Date	Opponent	1st	2nd	3rd	4th	5th	6th	7th	8th	9th
Feb. 15	vs. Nevada	Clayton	Millas	Faith	Polak	Whetstone	Geha	Duffy	Hull	Privitera
Feb. 16	vs. Utah	Privitera	Clayton	Millas	Zimmerman	Polak	Duffy	Geha	Whetstone	Hull
Feb. 17	at Texas State	Privitera	Clayton	Duffy	Zimmerman	Whetstone	Faith	Polak	Clayton	Hull
Feb. 22	vs. Cal State Fullerton	Privitera	Millas	Whetstone	Polak	Duffy	Clayton	Geha	Herron	Hull
Feb. 23	at San Diego	Privitera	Millas	Zimmerman	Polak	Herron	Clayton	Whetstone	Geha	Hull
Feb. 24	vs. Fresno State	Privitera	Millas	Whetstone	Zimmerman	Duffy	Clayton	Geha	Polak	Hull
Feb. 26	Central Arkansas	Privitera	Clayton	Whetstone	Zimmerman	Herron	Duffy	Geha	Polak	Hull
Feb. 27	Central Arkansas	Privitera	Geha	Whetstone	Herron	Duffy	Zimmerman	Clayton	Polak	Hull
March 1	UC Irvine-1									
March 1	UC Irvine-2									
March 5	Oral Roberts									
March 8	at Arkansas State									
March 9	at Arkansas State									
March 10	at Arkansas State									
March 12	at Oklahoma State									
March 13	at Oral Roberts									
March 15	at Oklahoma									
March 16	at Oklahoma									
March 17	at Oklahoma									
March 22	at UC Santa Barbara									
March 23	at UC Santa Barbara									
March 24	at UC Santa Barbara									
March 26	Arkansas									
March 27	Kansas									
March 29	Indiana State									
March 30	Indiana State									
March 31	Indiana State									
April 2	at Southeast Missouri									
April 3	at Murray State									
April 5	at Southern Illinois									
April 6	at Southern Illinois									
April 7	at Southern Illinois									
April 9	at Kansas									
April 12	at Illinois State									
April 13	at Illinois State									
April 14	at Illinois State									
April 16	Missouri									
April 18	New Orleans									
April 19	New Orleans									
April 20	New Orleans									
April 23	at Missouri									
April 26	Bradley									
April 27	Bradley									
April 28	Bradley									
April 30	at Wichita State									
May 2	DBU									
May 3	DBU									
May 4	DBU									
May 7	Wichita State									
May 10	at Evansville									
May 11	at Evansville									
May 12	at Evansville									
May 16	Valparaiso									
May 17	Valparaiso									
May 18	Valparaiso									

Bold indicates home game

MISSOURI STATE BASEBALL

Games 9-10 | MISSOURI STATE BEARS (3-5) vs. No. 30 UC IRVINE ANTEATERS (5-3) | March 1, 2019 | Springfield, Mo. | Hammons Field | KBFL 1060 AM/96.9 FM

GAME-BY-GAME DEFENSIVE LINEUPS

Date	Opponent	P	C	1B	2B	3B	SS	LF	CF	RF	DH
Feb. 15	vs. Nevada	Wiley	Millas	Whetstone	Privitera	Polak	Hull	Geha	Clayton	Duffy	Faith
Feb. 16	vs. Utah	Juenger	Millas	Whetstone	Privitera	Polak	Hull	Geha	Clayton	Duffy	Zimmerman
Feb. 17	at Texas State	Moore	Millas	Whetstone	Privitera	Polak	Hull	Geha	Clayton	Duffy	Faith
Feb. 22	vs. Cal State Fullerton	Schwab	Millas	Whetstone	Privitera	Polak	Hull	Geha	Clayton	Duffy	Herron
Feb. 23	at San Diego	Juenger	Millas	Whetstone	Privitera	Polak	Hull	Geha	Clayton	Zimmerman	Herron
Feb. 24	vs. Fresno State	Wiley	Geha	Whetstone	Privitera	Polak	Hull	Zimmerman	Clayton	Duffy	Millas
Feb. 26	Central Arkansas	Barnes	Geha	Whetstone	Privitera	Polak	Hull	Zimmerman	Clayton	Duffy	Herron
Feb. 27	Central Arkansas	Thomazin	Geha	Whetstone	Privitera	Polak	Hull	Zimmerman	Clayton	Duffy	Herron
March 1	UC Irvine-1										
March 1	UC Irvine-2										
March 5	Oral Roberts										
March 8	at Arkansas State										
March 9	at Arkansas State										
March 10	at Arkansas State										
March 12	at Oklahoma State										
March 13	at Oral Roberts										
March 15	at Oklahoma										
March 16	at Oklahoma										
March 17	at Oklahoma										
March 22	at UC Santa Barbara										
March 23	at UC Santa Barbara										
March 24	at UC Santa Barbara										
March 26	Arkansas										
March 27	Kansas										
March 29	Indiana State										
March 30	Indiana State										
March 31	Indiana State										
April 2	at Southeast Missouri										
April 3	at Murray State										
April 5	at Southern Illinois										
April 6	at Southern Illinois										
April 7	at Southern Illinois										
April 9	at Kansas										
April 12	at Illinois State										
April 13	at Illinois State										
April 14	at Illinois State										
April 16	Missouri										
April 18	New Orleans										
April 19	New Orleans										
April 20	New Orleans										
April 23	at Missouri										
April 26	Bradley										
April 27	Bradley										
April 28	Bradley										
April 30	at Wichita State										
May 2	DBU										
May 3	DBU										
May 4	DBU										
May 7	Wichita State										
May 10	at Evansville										
May 11	at Evansville										
May 12	at Evansville										
May 16	Valparaiso										
May 17	Valparaiso										
May 18	Valparaiso										

Bold indicates home game

MISSOURI STATE BASEBALL

Games 9-10 | MISSOURI STATE BEARS (3-5) vs. No. 30 UC IRVINE ANTEATERS (5-3) | March 1, 2019 | Springfield, Mo. | Hammons Field | KBFL 1060 AM/96.9 FM

BEARS CAREER STATISTICS

Barnes, Forrest

Year	avg	gp-gs	ab	r	h	2b	3b	hr	rbi	tb	slg%	bb	hbp	so	gdp	ob%	sf	sh	sb-att	po	a	e	fld%
2019	.000	0-0	0	0	0	0	0	0	0	0	.000	0	0	0	0	.000	0	0	0-0	0	2	0	1.000
TOTAL	.000	0-0	0	0	0	0	0	0	0	0	.000	0	0	0	0	.000	0	0	0-0	0	2	0	1.000

Year	era	w-l	app	qs	cq	sho	sv	ip	h	r	er	bb	so	2b	3b	hr	bf	bavg	wp	hbp	bk	sfa	sha
2019	3.60	0-0	2	1	0	0/0	0	5.0	5	2	2	1	3	2	0	0	23	.278	0	3	0	0	1
TOTAL	3.60	0-0	2	1	0	0/0	0	5.0	5	2	2	1	3	2	0	0	23	.278	0	3	0	0	1

Briggs, Michael

Year	avg	gp-gs	ab	r	h	2b	3b	hr	rbi	tb	slg%	bb	hbp	so	gdp	ob%	sf	sh	sb-att	po	a	e	fld%
2018	.000	4-0	3	0	0	0	0	0	0	0	.000	0	0	3	0	.000	0	0	0-0	0	1	0	1.000
TOTAL	.000	4-0	3	0	0	0	0	0	0	0	.000	0	0	3	0	.000	0	0	0-0	0	1	0	1.000

Buckner, Ty

Year	avg	gp-gs	ab	r	h	2b	3b	hr	rbi	tb	slg%	bb	hbp	so	gdp	ob%	sf	sh	sb-att	po	a	e	fld%
2018	.000	0-0	0	0	0	0	0	0	0	0	.000	0	0	0	0	.000	0	0	0-0	4	8	0	1.000
TOTAL	.000	0-0	0	0	0	0	0	0	0	0	.000	0	0	0	0	.000	0	0	0-0	4	8	0	1.000

Year	era	w-l	app	qs	cq	sho	sv	ip	h	r	er	bb	so	2b	3b	hr	bf	bavg	wp	hbp	bk	sfa	sha
2018	4.81	7-4	16	15	1	0/1	0	76.2	62	47	41	49	60	12	1	8	347	.220	6	13	0	0	3
TOTAL	4.81	7-4	16	15	1	0/1	0	76.2	62	47	41	49	60	12	1	8	347	.220	6	13	0	0	3

Carson, Peyton

Year	avg	gp-gs	ab	r	h	2b	3b	hr	rbi	tb	slg%	bb	hbp	so	gdp	ob%	sf	sh	sb-att	po	a	e	fld%
------	-----	-------	----	---	---	----	----	----	-----	----	------	----	-----	----	-----	-----	----	----	--------	----	---	---	------

Year	era	w-l	app	qs	cq	sho	sv	ip	h	r	er	bb	so	2b	3b	hr	bf	bavg	wp	hbp	bk	sfa	sha
2019	13.50	0-0	2	0	0	0/0	0	2.0	3	3	3	0	0	0	1	1	10	.333	0	1	0	0	0
TOTAL	13.50	0-0	2	0	0	0/0	0	2.0	3	3	3	0	0	0	1	1	10	.333	0	1	0	0	0

Clayton, Collin

Year	avg	gp-gs	ab	r	h	2b	3b	hr	rbi	tb	slg%	bb	hbp	so	gdp	ob%	sf	sh	sb-att	po	a	e	fld%
2019	.258	8-8	31	3	8	0	1	0	0	10	.323	2	0	6	2	.303	0	1	0-0	24	0	0	1.000
TOTAL	.258	8-8	31	3	8	0	1	0	0	10	.323	2	0	6	2	.303	0	1	0-0	24	0	0	1.000

Cruikshank, Ben

Year	avg	gp-gs	ab	r	h	2b	3b	hr	rbi	tb	slg%	bb	hbp	so	gdp	ob%	sf	sh	sb-att	po	a	e	fld%
2019	.000	0-0	0	0	0	0	0	0	0	0	.000	0	0	0	0	.000	0	0	0-0	1	1	0	1.000
TOTAL	.000	0-0	0	0	0	0	0	0	0	0	.000	0	0	0	0	.000	0	0	0-0	1	1	0	1.000

Duffy, Jack

Year	avg	gp-gs	ab	r	h	2b	3b	hr	rbi	tb	slg%	bb	hbp	so	gdp	ob%	sf	sh	sb-att	po	a	e	fld%
2017	.222	58-45	158	21	35	8	1	0	17	45	.285	25	5	42	2	.344	1	0	7-8	88	0	2	.978
2018	.271	57-54	203	30	55	9	3	3	30	79	.389	15	6	40	3	.338	1	7	1-3	121	5	1	.992
2019	.208	7-7	24	4	5	1	0	0	1	6	.250	3	0	2	0	.296	0	0	1-2	18	1	0	1.000
TOTAL	.247	122-106	385	55	95	18	4	3	48	130	.338	43	11	84	5	.338	2	7	9-13	227	6	3	.987

Faith, Sam

Year	avg	gp-gs	ab	r	h	2b	3b	hr	rbi	tb	slg%	bb	hbp	so	gdp	ob%	sf	sh	sb-att	po	a	e	fld%
2018	.121	23-5	33	6	4	1	0	1	3	8	.242	2	1	13	0	.194	0	2	1-1	2	11	1	.929
2019	.200	5-2	10	1	2	0	0	0	0	2	.200	0	2	2	0	.333	0	0	0-0	0	1	0	1.000
TOTAL	.140	28-7	43	7	6	1	0	1	3	10	.233	2	3	15	0	.229	0	2	1-1	2	12	1	.933

MISSOURI STATE BASEBALL

Games 9-10 | MISSOURI STATE BEARS (3-5) vs. No. 30 UC IRVINE ANTEATERS (5-3) | March 1, 2019 | Springfield, Mo. | Hammons Field | KBFL 1060 AM/96.9 FM

BEARS CAREER STATISTICS

Fitzpatrick, Jordan

Year	avg	gp-gs	ab	r	h	2b	3b	hr	rbi	tb	slg%	bb	hbp	so	gdp	ob%	sf	sh	sb-att	po	a	e	fld%
2018	.196	34-10	51	8	10	2	0	1	8	15	.294	8	0	13	0	.300	1	0	0-0	13	1	3	.824
2019	.000	2-0	2	0	0	0	0	0	1	0	.000	1	0	1	0	.333	0	0	0-0	0	0	0	.000
TOTAL	.189	36-10	53	8	10	2	0	1	9	15	.283	9	0	14	0	.302	1	0	0-0	13	1	3	.824

Geha, Logan

Year	avg	gp-gs	ab	r	h	2b	3b	hr	rbi	tb	slg%	bb	hbp	so	gdp	ob%	sf	sh	sb-att	po	a	e	fld%
2017	.203	34-25	64	20	13	3	0	1	10	19	.297	18	8	24	0	.429	1	5	3-4	162	35	3	.985
2018	.185	45-39	119	25	22	4	1	0	9	28	.235	14	5	43	1	.297	0	7	5-7	316	37	5	.986
2019	.348	8-7	23	4	8	1	0	0	2	9	.391	4	2	8	0	.483	0	1	2-2	42	4	0	1.000
TOTAL	.209	87-71	206	49	43	8	1	1	21	56	.272	36	15	75	1	.364	1	13	10-13	520	76	8	.987

Gibbs, Zach

Year	avg	gp-gs	ab	r	h	2b	3b	hr	rbi	tb	slg%	bb	hbp	so	gdp	ob%	sf	sh	sb-att	po	a	e	fld%
2018	.000	0-0	0	0	0	0	0	0	0	0	.000	0	0	0	0	.000	0	0	0-0	0	1	1	.500
TOTAL	.000	0-0	0	0	0	0	0	0	0	0	.000	0	0	0	0	.000	0	0	0-0	0	1	1	.500

Year	era	w-l	app	qs	cq	sho	sv	ip	h	r	er	bb	so	2b	3b	hr	bf	bavg	wp	hbp	bk	sfa	sha
2018	3.60	0-0	4	0	0	0/0	0	5.0	6	5	2	4	1	3	0	0	25	.286	1	0	0	0	0
2019	99.00	0-0	1	0	0	0/0	0	0.0	0	2	2	2	0	0	0	0	2	.000	1	0	0	0	0
TOTAL	7.20	0-0	5	0	0	0/0	0	5.0	6	7	4	6	1	3	0	0	27	.286	2	0	0	0	0

Herron, Anthony

Year	avg	gp-gs	ab	r	h	2b	3b	hr	rbi	tb	slg%	bb	hbp	so	gdp	ob%	sf	sh	sb-att	po	a	e	fld%
2019	.222	6-4	18	3	4	0	0	1	4	7	.389	1	0	7	0	.263	0	0	1-1	0	0	0	.000
TOTAL	.222	6-4	18	3	4	0	0	1	4	7	.389	1	0	7	0	.263	0	0	1-1	0	0	0	.000

Hull, Mason

Year	avg	gp-gs	ab	r	h	2b	3b	hr	rbi	tb	slg%	bb	hbp	so	gdp	ob%	sf	sh	sb-att	po	a	e	fld%
2019	.200	8-8	25	4	5	3	0	0	5	8	.320	0	0	7	0	.200	0	0	0-1	12	14	6	.813
TOTAL	.200	8-8	25	4	5	3	0	0	5	8	.320	0	0	7	0	.200	0	0	0-1	12	14	6	.813

Juenger, Hayden

Year	avg	gp-gs	ab	r	h	2b	3b	hr	rbi	tb	slg%	bb	hbp	so	gdp	ob%	sf	sh	sb-att	po	a	e	fld%
2019	.000	0-0	0	0	0	0	0	0	0	0	.000	0	0	0	0	.000	0	0	0-0	0	1	0	1.000
TOTAL	.000	0-0	0	0	0	0	0	0	0	0	.000	0	0	0	0	.000	0	0	0-0	0	1	0	1.000

Year	era	w-l	app	qs	cq	sho	sv	ip	h	r	er	bb	so	2b	3b	hr	bf	bavg	wp	hbp	bk	sfa	sha
2019	10.12	0-1	2	2	0	0/0	0	5.1	10	6	6	6	4	0	1	0	32	.400	0	0	1	1	0
TOTAL	10.12	0-1	2	2	0	0/0	0	5.1	10	6	6	6	4	0	1	0	32	.400	0	0	1	1	0

Kotowski, Dakota

Year	avg	gp-gs	ab	r	h	2b	3b	hr	rbi	tb	slg%	bb	hbp	so	gdp	ob%	sf	sh	sb-att	po	a	e	fld%
2019	1.000	2-0	1	1	1	0	0	0	0	1	1.000	0	0	0	0	1.000	0	0	0-0	0	0	0	.000
TOTAL	1.000	2-0	1	1	1	0	0	0	0	1	1.000	0	0	0	0	1.000	0	0	0-0	0	0	0	.000

Lochner, Jake

Year	era	w-l	app	qs	cq	sho	sv	ip	h	r	er	bb	so	2b	3b	hr	bf	bavg	wp	hbp	bk	sfa	sha
2016	5.59	1-0	14	2	0	0/0	0	19.1	16	17	12	25	15	2	0	0	97	.229	3	1	0	0	0
2017	4.97	1-0	13	0	0	0/2	0	12.2	12	8	7	8	13	1	1	2	59	.240	2	1	0	0	0
2018	2.86	1-1	18	0	0	0/0	1	22.0	16	10	7	19	16	4	0	1	98	.219	0	1	0	1	4
2019	9.00	0-0	3	0	0	0/0	0	4.0	4	5	4	4	0	2	1	0	21	.286	0	1	0	0	2
TOTAL	4.66	3-1	48	2	0	0/2	1	58.0	48	40	30	56	44	9	2	3	275	.232	5	4	0	1	6

MISSOURI STATE BASEBALL

Games 9-10 | MISSOURI STATE BEARS (3-5) vs. No. 30 UC IRVINE ANTEATERS (5-3) | March 1, 2019 | Springfield, Mo. | Hammons Field | KBFL 1060 AM/96.9 FM

BEARS CAREER STATISTICS

McAlister, Tyler

Year	avg	gp-gs	ab	r	h	2b	3b	hr	rbi	tb	slg%	bb	hbp	so	gdp	ob%	sf	sh	sb-att	po	a	e	fld%
2017	.000	0-0	0	0	0	0	0	0	0	0	.000	0	0	0	0	.000	0	0	0-0	0	1	0	1.000
2018	.000	0-0	0	0	0	0	0	0	0	0	.000	0	0	0	0	.000	0	0	0-0	1	5	0	1.000
TOTAL	.000	0-0	0	0	0	0	0	0	0	0	.000	0	0	0	0	.000	0	0	0-0	1	6	0	1.000

Year	era	w-l	app	gs	cq	sho	sv	ip	h	r	er	bb	so	2b	3b	hr	bf	bavg	wp	hbp	bk	sfa	sha
2017	9.31	0-1	10	1	0	0/1	0	9.2	16	16	10	13	11	6	0	0	62	.364	3	3	0	0	2
2018	8.05	0-0	7	5	0	0/0	0	19.0	22	21	17	17	20	4	0	5	98	.297	0	5	0	0	2
TOTAL	8.48	0-1	17	6	0	0/1	0	28.2	38	37	27	30	31	10	0	5	160	.322	3	8	0	0	4

Millas, Drew

Year	avg	gp-gs	ab	r	h	2b	3b	hr	rbi	tb	slg%	bb	hbp	so	gdp	ob%	sf	sh	sb-att	po	a	e	fld%
2017	.224	51-42	174	15	39	7	0	1	29	49	.282	13	2	42	2	.281	3	1	3-4	342	46	6	.985
2018	.321	57-57	212	36	68	13	2	7	61	106	.500	34	4	41	12	.416	5	0	3-4	135	18	1	.994
2019	.182	6-6	22	2	4	1	1	0	3	7	.318	3	0	5	0	.269	1	0	0-0	31	1	0	1.000
TOTAL	.272	114-105	408	53	111	21	3	8	93	162	.397	50	6	88	14	.353	9	1	6-8	508	65	7	.988

Moore, Alex

Year	avg	gp-gs	ab	r	h	2b	3b	hr	rbi	tb	slg%	bb	hbp	so	gdp	ob%	sf	sh	sb-att	po	a	e	fld%
2017	.000	0-0	0	0	0	0	0	0	0	0	.000	0	0	0	0	.000	0	0	0-0	1	2	0	1.000
2019	.000	0-0	0	0	0	0	0	0	0	0	.000	0	0	0	0	.000	0	0	0-0	0	2	0	1.000
TOTAL	.000	0-0	0	0	0	0	0	0	0	0	.000	0	0	0	0	.000	0	0	0-0	1	4	0	1.000

Year	era	w-l	app	gs	cq	sho	sv	ip	h	r	er	bb	so	2b	3b	hr	bf	bavg	wp	hbp	bk	sfa	sha
2017	2.61	0-0	10	0	0	0/0	0	10.1	11	5	3	5	7	0	0	0	49	.256	3	1	2	0	0
2019	16.88	0-1	1	1	0	0/0	0	2.2	6	5	5	3	0	1	0	0	17	.462	0	0	0	1	0
TOTAL	5.54	0-1	11	1	0	0/0	0	13.0	17	10	8	8	7	1	0	0	66	.304	3	1	2	1	0

Polak, Joey

Year	avg	gp-gs	ab	r	h	2b	3b	hr	rbi	tb	slg%	bb	hbp	so	gdp	ob%	sf	sh	sb-att	po	a	e	fld%
2019	.185	8-8	27	4	5	1	0	0	2	6	.222	4	2	16	0	.333	0	0	0-0	2	13	2	.882
TOTAL	.185	8-8	27	4	5	1	0	0	2	6	.222	4	2	16	0	.333	0	0	0-0	2	13	2	.882

Privitera, John

Year	avg	gp-gs	ab	r	h	2b	3b	hr	rbi	tb	slg%	bb	hbp	so	gdp	ob%	sf	sh	sb-att	po	a	e	fld%
2017	.235	37-24	81	17	19	1	0	0	8	20	.247	16	1	22	1	.364	1	4	2-3	39	51	2	.978
2018	.246	56-56	183	38	45	5	1	0	20	52	.284	45	3	49	2	.399	2	5	11-12	77	143	5	.978
2019	.394	8-8	33	6	13	2	1	0	3	17	.515	2	2	10	0	.459	0	0	2-3	10	18	3	.903
TOTAL	.259	101-88	297	61	77	8	2	0	31	89	.300	63	6	81	3	.396	3	9	15-18	126	212	10	.971

Ramos, Javier

Year	avg	gp-gs	ab	r	h	2b	3b	hr	rbi	tb	slg%	bb	hbp	so	gdp	ob%	sf	sh	sb-att	po	a	e	fld%
2019	1.000	1-0	1	1	1	0	0	1	4	4	4.000	0	0	0	0	1.000	0	0	0-0	0	0	0	.000
TOTAL	1.000	1-0	1	1	1	0	0	1	4	4	4.000	0	0	0	0	1.000	0	0	0-0	0	0	0	.000

Year	era	w-l	app	gs	cq	sho	sv	ip	h	r	er	bb	so	2b	3b	hr	bf	bavg	wp	hbp	bk	sfa	sha
2019	27.00	0-0	3	0	0	0/0	0	1.0	1	4	3	3	1	1	0	0	9	.250	0	2	0	0	0
TOTAL	27.00	0-0	3	0	0	0/0	0	1.0	1	4	3	3	1	1	0	0	9	.250	0	2	0	0	0

MISSOURI STATE BASEBALL

Games 9-10 | MISSOURI STATE BEARS (3-5) vs. No. 30 UC IRVINE ANTEATERS (5-3) | March 1, 2019 | Springfield, Mo. | Hammons Field | KBFL 1060 AM/96.9 FM

BEARS CAREER STATISTICS

Russell, Matt

Year	avg	gp-gs	ab	r	h	2b	3b	hr	rbi	tb	slg%	bb	hbp	so	gdp	ob%	sf	sh	sb-att	po	a	e	fld%
2018	.000	0-0	0	0	0	0	0	0	0	0	.000	0	0	0	0	.000	0	0	0-0	2	3	0	1.000
TOTAL	.000	0-0	0	0	0	0	0	0	0	0	.000	0	0	0	0	.000	0	0	0-0	2	3	0	1.000

Year	era	w-l	app	qs	cq	sho	sv	ip	h	r	er	bb	so	2b	3b	hr	bf	bavg	wp	hbp	bk	sfa	sha
2018	4.88	1-0	18	2	0	0/0	3	27.2	24	15	15	14	26	5	0	3	121	.233	3	3	0	0	1
TOTAL	4.88	1-0	18	2	0	0/0	3	27.2	24	15	15	14	26	5	0	3	121	.233	3	3	0	0	1

Schmidt, Nick

Year	avg	gp-gs	ab	r	h	2b	3b	hr	rbi	tb	slg%	bb	hbp	so	gdp	ob%	sf	sh	sb-att	po	a	e	fld%
2019	.635	0-0	4	0	0	0/0	0	5.2	7	4	.444	2	5	1	0	.286	0	0	0-0	1	3	0	2
TOTAL	.635	0-0	4	0	0	0/0	0	5.2	7	4	.444	2	5	1	0	.286	0	0	0-0	1	3	0	2

Schwab, Davis

Year	avg	gp-gs	ab	r	h	2b	3b	hr	rbi	tb	slg%	bb	hbp	so	gdp	ob%	sf	sh	sb-att	po	a	e	fld%
2018	.000	0-0	0	0	0	0	0	0	0	0	.000	0	0	0	0	.000	0	0	0-0	1	2	0	1.000
2019	.000	0-0	0	0	0	0	0	0	0	0	.000	0	0	0	0	.000	0	0	0-0	0	1	1	.500
TOTAL	.000	0-0	0	0	0	0	0	0	0	0	.000	0	0	0	0	.000	0	0	0-0	1	3	1	.800

Year	era	w-l	app	qs	cq	sho	sv	ip	h	r	er	bb	so	2b	3b	hr	bf	bavg	wp	hbp	bk	sfa	sha
2018	5.01	2-1	14	0	0	0/0	0	23.1	21	15	13	13	20	4	1	2	106	.236	5	2	2	2	0
2019	4.15	1-1	2	1	0	0/0	0	8.2	10	5	4	2	9	1	0	1	38	.294	0	1	1	0	1
TOTAL	4.78	3-2	16	1	0	0/0	0	32.0	31	20	17	15	29	5	1	3	144	.252	5	3	3	2	1

Sechler, Connor

Year	avg	gp-gs	ab	r	h	2b	3b	hr	rbi	tb	slg%	bb	hbp	so	gdp	ob%	sf	sh	sb-att	po	a	e	fld%
2018	.000	1-0	1	0	0	0	0	0	0	0	.000	0	0	0	0	.000	0	0	0-0	3	9	0	1.000
TOTAL	.000	1-0	1	0	0	0	0	0	0	0	.000	0	0	0	0	.000	0	0	0-0	3	9	0	1.000

Year	era	w-l	app	qs	cq	sho	sv	ip	h	r	er	bb	so	2b	3b	hr	bf	bavg	wp	hbp	bk	sfa	sha
2018	2.98	7-1	32	0	0	0/0	9	54.1	41	18	18	22	59	6	2	2	238	.208	3	15	2	0	4
2019	1.69	0-0	3	0	0	0/0	1	5.1	3	1	1	1	8	1	0	0	22	.150	0	1	0	0	0
TOTAL	2.87	7-1	35	0	0	0/0	10	59.2	44	19	19	23	67	7	2	2	260	.203	3	16	2	0	4

Thomazin, Logan

Year	avg	gp-gs	ab	r	h	2b	3b	hr	rbi	tb	slg%	bb	hbp	so	gdp	ob%	sf	sh	sb-att	po	a	e	fld%
2019	.000	0-0	0	0	0	0	0	0	0	0	.000	0	0	0	0	.000	0	0	0-0	0	3	0	1.000
TOTAL	.000	0-0	0	0	0	0	0	0	0	0	.000	0	0	0	0	.000	0	0	0-0	0	3	0	1.000

Year	era	w-l	app	qs	cq	sho	sv	ip	h	r	er	bb	so	2b	3b	hr	bf	bavg	wp	hbp	bk	sfa	sha
2019	1.38	1-0	3	1	0	0/0	0	13.0	6	3	2	5	18	1	0	0	54	.146	1	5	0	2	1
TOTAL	1.38	1-0	3	1	0	0/0	0	13.0	6	3	2	5	18	1	0	0	54	.146	1	5	0	2	1

Whetstone, Ben

Year	avg	gp-gs	ab	r	h	2b	3b	hr	rbi	tb	slg%	bb	hbp	so	gdp	ob%	sf	sh	sb-att	po	a	e	fld%
2017	.050	15-2	20	1	1	0	0	0	1	1	.050	4	0	7	0	.208	0	0	0-0	2	0	0	1.000
2018	.278	57-57	212	31	59	10	0	9	39	96	.453	31	5	47	1	.378	3	0	5-5	458	29	4	.992
2019	.219	8-8	32	3	7	1	0	0	4	8	.250	3	0	4	0	.278	1	0	0-2	61	1	0	1.000
TOTAL	.254	80-67	264	35	67	11	0	9	44	105	.398	38	5	58	1	.354	4	0	5-7	521	30	4	.993

MISSOURI STATE BASEBALL

Games 9-10 | MISSOURI STATE BEARS (3-5) vs. No. 30 UC IRVINE ANTEATERS (5-3) | March 1, 2019 | Springfield, Mo. | Hammons Field | KBFL 1060 AM/96.9 FM

BEARS CAREER STATISTICS

Wiley, Logan

Year	avg	gp-gs	ab	r	h	2b	3b	hr	rbi	tb	slg%	bb	hbp	so	gdp	ob%	sf	sh	sb-att	po	a	e	fld%
2018	.000	0-0	0	0	0	0	0	0	0	0	.000	0	0	0	0	.000	0	0	0-0	2	9	1	.917
2019	.000	0-0	0	0	0	0	0	0	0	0	.000	0	0	0	0	.000	0	0	0-0	0	3	0	1.000
TOTAL	.000	0-0	0	0	0	0	0	0	0	0	.000	0	0	0	0	.000	0	0	0-0	2	12	1	.933

Year	era	w-l	app	qs	cq	sho	sv	ip	h	r	er	bb	so	2b	3b	hr	bf	bavg	wp	hbp	bk	sfa	sha
2018	4.13	7-6	22	11	0	0/0	1	85.0	84	46	39	23	68	13	1	5	370	.251	11	8	0	1	3
2019	6.97	0-2	2	2	0	0/0	0	10.1	15	8	8	1	6	0	2	1	49	.349	0	3	0	1	1
TOTAL	4.44	7-8	24	13	0	0/0	1	95.1	99	54	47	24	74	13	3	6	419	.262	11	11	0	2	4

Witherspoon, Nate

Year	avg	gp-gs	ab	r	h	2b	3b	hr	rbi	tb	slg%	bb	hbp	so	gdp	ob%	sf	sh	sb-att	po	a	e	fld%
2017	.000	0-0	0	0	0	0	0	0	0	0	.000	0	0	0	0	.000	0	0	0-0	0	7	0	1.000
2018	.000	0-0	0	0	0	0	0	0	0	0	.000	0	0	0	0	.000	0	0	0-0	0	4	0	1.000
TOTAL	.000	0-0	0	0	0	0	0	0	0	0	.000	0	0	0	0	.000	0	0	0-0	0	11	0	1.000

Year	era	w-l	app	qs	cq	sho	sv	ip	h	r	er	bb	so	2b	3b	hr	bf	bavg	wp	hbp	bk	sfa	sha
2017	4.29	4-3	15	5	0	0/1	0	42.0	43	21	20	15	40	8	0	4	181	.270	4	2	1	2	3
2018	3.24	1-0	20	0	0	0/0	0	25.0	27	11	9	8	20	6	0	3	111	.278	2	2	0	1	3
2019	13.50	1-0	3	0	0	0/0	0	2.2	4	5	4	2	3	1	0	0	16	.364	0	2	0	1	0
TOTAL	4.26	6-3	38	5	0	0/1	0	69.2	74	37	33	25	63	15	0	7	308	.277	6	6	1	4	6

Zimmerman, Brooks

Year	avg	gp-gs	ab	r	h	2b	3b	hr	rbi	tb	slg%	bb	hbp	so	gdp	ob%	sf	sh	sb-att	po	a	e	fld%
2018	.219	40-26	96	14	21	3	0	6	17	42	.438	7	2	34	1	.278	3	1	0-0	49	0	2	.961
2019	.286	7-6	21	4	6	1	0	0	1	7	.333	3	0	4	1	.375	0	0	0-0	6	0	0	1.000
TOTAL	.231	47-32	117	18	27	4	0	6	18	49	.419	10	2	38	2	.295	3	1	0-0	55	0	2	.965

MISSOURI STATE BASEBALL

Games 9-10 | MISSOURI STATE BEARS (3-5) vs. No. 30 UC IRVINE ANTEATERS (5-3) | March 1, 2019 | Springfield, Mo. | Hammons Field | KBFL 1060 AM/96.9 FM

MISSOURI STATE RECORDS SUMMARY

Individual Batting

Games Played

Season: 66, Dant'e Brinkley, Adam Pummill, Brooks Colvin, Shaun Marcum, Rick Wilson, 2003
Career: 236, Matt Gardner, 1999-02

At-Bats

Game: 8, Earnie Johnson, Pat Kelly and Mark Neff, 5/1/88 vs. ORU;
Ryan Gotcher and Chris Taylor, 4/6/04 vs. Arkansas; Adam Pummill, 2/25/06 vs. UNC Greensboro
Season: 278, Dant'e Brinkley, 2003
Career: 972, Matt Gardner, 1999-02

Runs

Game: 6, Bobby McCulloch, 5/6/75 vs. SIU Edwardsville; Larry Doss, 5/9/87 vs. Eastern Illinois and Lance Burkhardt, 3/6/97 vs. Missouri Baptist
Season: 90, Matt Cepicky, 1999
Career: 243, Matt Gardner, 1999-02

Hits

Game: 7, Greg Resz, 3/5/91 vs. Lincoln
Season: 96, Steve Hacker and Dave Slemmer, 1995; Dant'e Brinkley, 2003
Career: 316, Matt Gardner, 1999-02

Singles

Game: 5, Jim Schaefer, 5/27/78 vs. Eastern Illinois; Keith Champion, 5/11/81 vs. Central Missouri; Greg Resz, 3/5/91 vs. Lincoln; Todd DeBriyn, 5/3/92 vs. UNI; Alex Manary, 3/22/94 vs. Minnesota
Season: 76, Bill Mueller, 1991
Career: 241, Kevin Medrano, 2009-12

Doubles

Game: 3, on 22 occasions, last time by Justin Paulsen, 4/29/17 at Evansville
Season: 26, Steve Meyer, 1986
Career: 67, Brayden Drake, 2006-09

Triples

Game: 3, Ken Brown, 4/8/66 vs. Missouri S&T
Season: 12, Dant'e Brinkley, 2001
Career: 20, Mark Garrett, 1979-82

Home Runs

Game: 4, John Knott, 5/2/92 vs. UNI
Season: 37, Steve Hacker, 1995
Career: 63, Jason Hart, 1996-98

Runs Batted-In

Game: 11, John Knott, 5/2/92 vs. UNI
Season: 100, Matt Cepicky, 1999
Career: 203, Jason Hart, 1996-98

Batting Average

Season: .442, J. D. Warner, 1983
Career: .426, J. D. Warner, 1982-83
Career (4 years): .376, Bill Mueller, 1990-93

Consecutive Games Hitting Safely

30, Brayden Drake, 4/27/08-3/25/09

Total Bases

Game: 17, John Knott, 5/2/92 vs. UNI
Season: 225, Steve Hacker, 1995
Career: 506, Jason Hart, 1996-98

Extra-Base Hits

Game: 5, Larry Doss, 5/9/87 vs. Eastern Illinois
Season: 55, Steve Hacker, 1995
Career: 116, Jason Hart, 1996-98

Slugging Average

Season: .957, Steve Hacker, 1995
Career: .725, Jason Hart, 1996-98

Hit By Pitch

Game: 3, Jud Kindle, 2/20/04 vs. Little Rock
Ryan Mantle, 2/22/08 vs. DBU; Brayden Drake, 5/11/08 vs. Middle Tennessee
Season: 23, Jeremy Isenhower, 2002
Career: 41, Ben Carlson, 2007-09

Walks

Game: 5, Cory Krueger, 3/15/91 vs. Austin Peay; Steve Hacker, 4/23/95 vs. UNI; and Lance Burkhardt, 2/14/97 vs. Nevada
Season: 55, Dylan Becker, 2015
Career: 154, Bill Mueller, 1990-93

Strikeouts

Game: 5, Greg Mathis, 5/1/01 vs. Missouri; Tyler Ryan, 2/26/10 at UTA
Season: 74, Ryan Howard, 2001
Career: 207, Nick Kays, 1997-00

On-Base Percentage

Season: .563, Dan Iseminger, 1983
Career: .493, Rick Clarkston, 1983-84

Sacrifice Hits

Game: 3, Joey Hawkins, 5/22/14 vs. Bradley; Ken Watkins, 5/23/69 vs. Minnesota State
Season: 29, Joey Hawkins, 2015
Career: 62, Joey Hawkins, 2012-15

Sacrifice Flies

Game: 2, held by many players
Season: 9, Brooks Colvin, 2003
Career: 17, Brooks Colvin, 2001-04

Stolen Bases

Game: 4, Larry Doss, 3/6/86 vs. Evangel; Greg Brewer, 4/15/86 vs. Evangel
Season: 30, Greg Brewer, 1986
Career: 69, Dant'e Brinkley, 2000-03

Game-Winning RBI

Season: 13, Steve Meyer, 1986; Steve Hacker, 1995
Career: 23, Steve Hacker, 1993-95

Individual Fielding

Putouts

Game: 19, Tom Hodge, 3/23/67 vs. Oklahoma Christian; Tim Rafferty, 2/25/06 vs. UNC Greensboro; Connor Smith, 3/29/14 vs. Southern Illinois
Season: 545, Justin Paulsen, 2015
Career: 1,588, Justin Paulsen, 2015-17

Assists

Game: 10, Curt Courtwright, 5/10/09 at Creighton
Season: 192, Joey Hawkins, 2015
Career: 656, Chris Curry, 1995-98

Errors

Game: 4, set on 5 occasions, last time by Jon Hale, 3/3/96 vs. ORU
Season: 30, Brooks Colvin, 2001
Career: 73, Brooks Colvin, 2001-04

Total Chances

Game: 21, Brian Mahaffey, 5/1/88 vs. ORU
Season: 601, Jason Hart, 1997
Career: 1,703, Justin Paulsen, 2015-17

Double Plays

Game: 5, Ryan Howard, 3/30/99 vs. SE Missouri
Season: 60, Ryan Howard, 1999
Career: 151, Ryan Howard, 1999-01

Fielding Average

Season: 1.000, Bill Helfrecht, 1968; Jim Anderson, 1970; Corby Fister and Cory Krueger, 1989; Chad Lakin and Cory Krueger, 1990; Shawn Padgett, 1991; Chad Lakin, 1992; Micah Holst, 1999; Dant'e Brinkley, 2002; Nolan Keane, 2008; Aaron Conway, 2010
Career: .993, Ben Whetstone, 2017-pr.

Individual Pitching

Games

Season: 37, Jake Fromson, 2017
Career: 88, Bryan Young, 2014-17

Games Started

Season: 17, Doug Still, 2017; Matt Hall, 2015; Cody Schumacher, 2012
Career: 49, Brad Ziegler, 2000-03

Complete Games

Season: 10, Brian Wisser, 1986
Career: 18, Brad Ziegler, 2000-03

Innings Pitched

Game: 11.0, John Rheinecker, 3/3/01 vs. Arkansas State
Season: 125.0, Matt Hall, 2015
Career: 365.0, Brad Ziegler, 2000-03

Consecutive Scoreless Innings Pitched

Season: 38.1, Nick Petree, 4/6/12 to 5/17/12
Career: 38.1, Nick Petree, 4/6/12 to 5/17/12

Hits Allowed

Game: 16, Tom Fulkerson, 3/19/85 vs. UTA
Season: 115, Brad Ziegler, 2003
Career: 371, Brad Ziegler, 2000-03

Fewest Hits Allowed

Game: 0, Steve Dunn, 4/12/79 vs. Evangel (5 inn.); Scott Buchheit-Darrell Maus-Matt Brewer-Terry Menown, 3/14/89 vs. Lincoln; Mike Whitley, 5/2/94 vs. SE Missouri (7 inn.)

Runs Allowed

Game: 13, Rand Chappell, 3/20/84 vs. Southern; Scott Prince, 3/11/85 vs. Indiana State
Season: 71, Jim Gibbs, 1987; Jarrod Mays, 1996
Career: 207, John Hardin, 1996-00

Earned Runs Allowed

Game: 12, Mike Hill, 4/18/75 vs. Central Missouri; Scott Prince, 3/11/85 vs. Indiana State
Season: 63, Scott Geitz, 1998
Career: 169, John Hardin, 1996-00

Walks Allowed

Game: 10, Stean Thornton, 5/2/76 vs. UMSL
Season: 75, Dirk Lindauer, 1991
Career: 206, Mike Whitley, 1992-95

Strikeouts

Game: 17, Charles Burt, 5/16/69 vs. Northwest Missouri State; Gary Wilson, 3/23/67 vs. Oklahoma Christian
Season: 171, Matt Hall, 2015
Career: 330, Brad Ziegler, 2000-03

Earned Run Average

Season: 0.59, Dick Jones, 1971
Career: 1.55, Dick Jones, 1969-72

Wins

Season: 12, Matt Hall, 2015; Brad Ziegler, 2003
Career: 32, Brad Ziegler, 2000-03

Losses

Season: 9, Brett Sinkbeil, 2005; Pat Doyle, 2010; Mike Kickham, 2010
Career: 16, Gary Wilson, 1964-67; Dustin Tignor, 1996-00; Pat Doyle, 2007-10

Winning Percentage

Season (6 or more wins): 1.000, Sam Perez, 2016; Bryan Young, 2015; Ken Watkins, 1969; Jody Payne, 1978; Kirby Cannon, 1980; Dan Harwell, 1983; Tim Clubb, 2008
Career: .909, Sam Perez, 2013-16; Greg Reed, 1987-88

Shutouts

Season: 3, Ken Watkins, 1969; Steve Dunn, 1979; Greg Reed, 1988; Craig Sands, 1990; Paul Marsala, 2004
Career: 4, Ken Watkins, 1967-70

Saves

Season: 16, Bryan Young, 2015
Career: 35, Bryan Young, 2014-17

Team Batting

Games Played

Season: 66, 2003

At-Bats

Game: 64, 5/1/88 vs. ORU
Season: 2,260, 2002

Runs

Game: 37, 3/7/88 vs. Benedictine
Season: 607, 1999

Hits

Game: 34, 3/7/88 vs. Benedictine; 3/21/89 vs. UMBC
Season: 720, 2002

Doubles

Game: 10, 3/11/95 vs. Truman
Season: 149, 2002

Triples

Game: 6, 4/8/66 vs. Missouri S&T
Season: 36, 2001

Home Runs

Game: 12, 4/20/99 vs. Pittsburg State
Season: 144, 1999

Runs Batted-In

Game: 36, 3/7/88 vs. Benedictine
Season: 561, 1999

Batting Average

Season: .373, 1981

Total Bases

Game: 72, 4/20/99 vs. Pittsburg State
Season: 1,275, 1999

Extra-Base Hits

Game: 19, 4/20/99 vs. Pittsburg State
Season: 270, 1999

Slugging Average

Season: .626, 1999

Game-Winning RBI

Season: 45, 1986

Hit By Pitch

Game: 9, 2/22/08 vs. DBU; 5/11/08 vs. Middle Tennessee
Season: 80, 2004

Walks

Game: 18, 4/5/16 vs. Saint Louis
Season: 351, 2017

Strikeouts

Game: 26, 2/26/10 at UTA
Season: 516, 2017

Fewest Strikeouts

Season: 116, 1981

Sacrifice Hits

Game: 6, 4/25/81 vs. UMSL
Season: 54, 2015

Sacrifice Flies

Game: 5, 5/19/02 vs. Indiana State; 4/3/07 vs. SEMO
Season: 44, 2002

Stolen Bases

Game: 10, 3/18/85 vs. North Texas; 4/15/86 vs. Evangel
Season: 118, 1986

Team Fielding

Putouts

Game: 48, 5/1/88 vs. ORU; 4/6/04 vs. Arkansas
Season: 1,703, 2003

Assists

Game: 25, 5/1/88 vs. ORU
Season: 686, 1997

Errors

Game: 11, 3/14/64 vs. Arkansas State
Season: 134, 1984

Fewest Errors

Season: 37, 1968

Total Chances

Game: 74, 5/1/88 vs. ORU
Season: 2,456, 2002

Double Plays

Game: 5, 3/15/85 vs. Missouri Western
Season: 66, 1986

Fielding Average

Season: .976, 2015

Team Pitching

Complete Games

Season: 34, 1986

Innings Pitched

Game: 16, 5/1/88 vs. ORU; 4/6/04 vs. Arkansas
Season: 567.2, 2003

Walks

Game: 17, 5/25/97 vs. Rice
Season: 317, 1992

Strikeouts

Game: 19, 3/23/67 vs. Oklahoma Christian
Season: 560, 2017

Shutouts

Season: 11, 2012

Saves

Season: 18, 2015 and 2011

Earned Run Average

Season: 2.57, 2012

MISSOURI STATE BASEBALL

Games 9-10 | MISSOURI STATE BEARS (3-5) vs. No. 30 UC IRVINE ANTEATERS (5-3) | March 1, 2019 | Springfield, Mo. | Hammons Field | KBFL 1060 AM/96.9 FM

MISSOURI STATE SINGLE-SEASON RECORDS

Hitting

Games	At Bats	Runs
Dant'e Brinkley (03)	66	278
Brooks Colvin (03)	66	267
Shaun Marcum (03)	66	256
Adam Pummill (03)	66	251
Rick Wilson (03)	66	251
Greg Mathis (03)	65	250
Tony Piazza (03)	64	249
Matt Gardner (02)	64	248
Greg Mathis (02)	64	248
Tony Piazza (02)	64	248

Hits	Singles	Doubles
Dant'e Brinkley (03)	96	76
Steve Hacker (95)	96	71
Dave Slemmer (95)	96	67
Micah Holst (99)	94	63
Ben Woodbury (08)	92	62
Matt Cepicky (99)	92	62
Jason Hart (98)	92	62
Jason Hart (97)	91	61
Brandon Jackson (98)	89	60
Kevin Medrano (10)	86	59
Mueller (91)-Brinkley (02)	86	59

Triples	Home Runs	Runs Batted-In
Dant'e Brinkley (01)	12	37
Aaron Conway (09)	8	30
Evan Pratte (90)	8	28
Mark Garrett (81)	8	25
Bobby Narron (80)	8	24
Hunter Steinmetz (16)	7	23
Greg Mathis (01)	7	23
Brad Kennedy (96)	7	22
Greg Brewer (86)	7	21
J.D. Warner (83)	7	21

Game-Winning RBI	Batting Average	On-Base Percentage
Steve Hacker (95)	13	442
Steve Meyer (86)	13	440
Chris Playter (09)	11	438
Jake Burger (17)	10	432
Brad Brewer (89, 91)	10	427
Bax (84)-Bailey (82)	10	416
Brian Mahaffey (87)	9	416
Brent Seifert (12)-Matheny (15)	8	416
Pratte (91)-Cepicky (99)	8	414
Dave (81)-Bartlett (90)	8	414

Extra-Base Hits	Total Bases	Slugging Average
Steve Hacker (95)	55	225
Steve Meyer (86)	48	193
Jason Hart (98)	43	191
Spencer Johnson (16)	41	173
Matt Cepicky (99)	40	168
Jeremy Eierman (17)	39	165
Lance Burkhardt (96)	38	164
Matt Cepicky (98)	37	162
Jason Hart (97)	37	160
Dave Slemmer (95)	37	159

Walks	Strikeouts	Hit By Pitch
Dylan Becker (15)	55	74
Bill Mueller (91)	52	69
Spencer Johnson (16)	46	68
Spencer Johnson (15)	46	67
John Privitera (18)	45	66
Spiker Helms (12)	44	62
Brad Kennedy (95)	44	61
Burger (17)-Paulsen (15)	43	59
Helms (11)-Keane (08)	42	58
Fister (90)-Guttin (76)	42	57

Stolen Bases	Sacrifice Hits	Sacrifice Flies
Greg Brewer (86)	30	29
Mike Ruble (88)	29	19
Dant'e Brinkley (02)	25	13
John Wahlig (87)	25	13
Aaron Conway (10)	24	12
Dant'e Brinkley (03)	24	11
Bill Mueller (92)	23	7
Larry Doss (86)	22	6
Jeremy Eierman (18)	20	6
Matt Lawson (06)	20	6
Bill Goedde (86)	20	9

Pitching

Games	Games Started
Jake Fromson (17)	37
Sam Perez (16)	36
Connor Sechler (18)	32
Zach Merciez (15)	31
Bryan Young (15)	30
Sam Perez (15)	27
Tyler Burgess (12)-Young (15)	26
Scott Geitz (95)	26
Five tied with	25

Complete Games	Innings Pitched
Brian Wisser (86)	10
Stacey Burke (86)	8
Kirby Cannon (79)	8
Dick Jones (71)	8
Mark Lopinet (70)	8
Ken Watkins (69)	8
Jim Gibbs (86, 87)	7
Tom Fulkerson (84)	7
Rick Brandell (82)	7
Newell (66)-Watkins (70)	7

Hits Allowed	Runs Allowed
Brad Ziegler (03)	115
Jarrold Mays (96)	113
Pat Doyle (10)	112
Derek Drage (04)	107
Paul Crain (91)	107
Brian Wisser (86)	104
Mike Kickham (10)	101
Chad Mulholland (03)	101
Blake Barber (11)	100
Jim Gibbs (87)	100

Earned Run Average	Earned Run Average
Scott Geitz (98)	63
Jarrold Mays (96)	60
Mike Whitley (93)	58
Mike Kickham (10)	56
Bryan Buschhorn (97)	54
Dylan Coleman (17)	53
Jim Gibbs (87)	51
Tim Clubb (09)	50
Brad Ziegler (03)	50
Paul Crain (91)	48

Walks	Strikeouts
Dirk Lindauer (91)	75
Mike Whitley (93)	68
Dylan Coleman (18)	59
Bart Evans (92)	58
John Hardin (00)	54
Bryan Buschhorn (97)	52
John Hardin (99)	52
Mike Whitley (92)	52
Mike Godfrey (86)	51
Dylan Coleman (17)	50

Victories	Losses
Matt Hall (15)	12
Brad Ziegler (03)	12
Clubb (08)-Baumann (09)	11
Dylain Coleman (18)	10
Petree (12)-Mulholland (03)	10
Mays (95)-Wisser (86)	10
Petree (11)-Perez (15)	9
Garola (97)-Ziegler (01)	9
Gibbs (87)-Lindauer (91)	9
Watkins (69)-Anderson (80)	9

Winning Percentage	Shutouts
Sam Perez (16)	1.000
Bryan Young (15)	1.000
Tim Clubb (08)	1.000
Dann Whiteside (90)	1.000
Channy Harwell (83)	1.000
Kirby Cannon (80)	1.000
Jody Payne (78)	1.000
Ken Watkins (69)	1.000
Buddy Baumann (09)	.917
Sam Perez (15)	.900
Steve Anderson (80)	.900

Fielding

Putouts	
Justin Paulsen (15)	545
Jason Hart (97)	543
Justin Paulsen (17)	536
Jason Hart (96)	531
Justin Paulsen (16)	507
Ryan Howard (00)	504
Tim Rafferty (06)	503
Tony Piazza (03)	500
Luke Voit (12)	499
Steve Hacker (95)	497

Assists	
Joey Hawkins (15)	192
Joey Hawkins (14)	185
Evan Pratte (91)	184
Pat Kelly (88)	179
Jeremy Eierman (17)	178
Dan Firiti (00)	178
Brad Kennedy (96)	175
Chris Curry (97)	170
Travis McComack (13)	168
Dan Firiti (99)	166

Errors	
Brooks Colvin (01)	30
Dan Firiti (99)	27
Mike Collier (00)	24
Dan Firiti (00)	24
Lance Burkhardt (96)	24
Matt Gardner (01)	23
Brad Kennedy (96)	23
Rick Clarkston (84)	22
Five players tied with	21

Total Chances	
Jason Hart (97)	601
Justin Paulsen (17)	579
Jason Hart (96)	578
Justin Paulsen (15)	572
Luke Voit (12)	561
Ben Margalski (01)	557
Tony Piazza (02)	553
Ryan Howard (00)	553
Justin Paulsen (16)	550
Tony Piazza (03)	547

Double Plays	
Ryan Howard (99)	60
Steve Meyer (86)	58
Jason Hart (97)	53
Jim Calhoun (90)	52
Dan Firiti (99)	51
Ryan Howard (00)	48
Jason Hart (98)	48
Steve Hacker (95)	48
Matt Lawson (07)	47
Two players tied with	46

Fielding Average	
Aaron Conway (10)	1.000
Kyle Paul (07)	1.000
Dant'e Brinkley (02)	1.000
Micah Holst (99)	1.000
Chad Lakin (92)	1.000
Shawn Padgett (91)	1.000
Corby Fister (89)	1.000
Cory Krueger (89)	1.000
Jim Anderson (70)	1.000
Bill Helfrecht (68)	1.000

Saves	
Bryan Young (15)	16
Dan Kickham (11)	13
Shaun Marcum (03)	13
Bryan Young (16)	11
Tyler Burgess (12)	11
Chris Krawczyk (06)	9
Connor Sechler (18)	8
Bryan Young (17)	8
Matt Frevert (08)	8
Grant Gordon (10)	7
Tony Floyd (88)	7

Statistical Minimums: Batting Average, Slugging Average and On Base Percentage based on minimum of one time at bat for each game played by team; Fielding Average based on minimum of 50 total chances; Earned Run Average based on minimum of one inning pitched per game played by team; Winning Percentage based on a minimum of six decisions.

MISSOURI STATE BASEBALL

Games 9-10 | MISSOURI STATE BEARS (3-5) vs. No. 30 UC IRVINE ANTEATERS (5-3) | March 1, 2019 | Springfield, Mo. | Hammons Field | KBFL 1060 AM/96.9 FM

MISSOURI STATE CAREER RECORDS

Hitting

Games	At Bats	Runs	Games						
Matt Gardner (99-02)	236	Matt Gardner (99-02)	243						
Greg Mathis (00-03)	232	Bill Mueller (90-93)	234						
Chris Curry (95-98)	227	Micah Holst (96-99)	217						
Brooks Colvin (01-04)	224	Dant'e Brinkley (00-03)	188						
Micah Holst (96-99)	223	Chris Curry (95-98)	188						
Evan Pratte (88-91)	220	Brayden Drake (06-09)	183						
Kevin Medrano (09-12)	217	Dant'e Brinkley (00-03)	180						
Dylan Becker (12-15)	216	Brooks Colvin (01-04)	176						
Bill Mueller (90-93)	216	Luke Voit (10-13)	170						
Dant'e Brinkley (00-03)	215	Evan Pratte (88-91)	170						
Hits	Singles	Doubles	Games						
Matt Gardner (99-02)	316	Brayden Drake (06-09)	67						
Kevin Medrano (09-12)	310	Bill Mueller (90-93)	62						
Bill Mueller (90-93)	289	Matt Gardner (99-02)	62						
Micah Holst (96-99)	284	Chad Lakin (90-93)	59						
Dant'e Brinkley (00-03)	279	Micah Holst (96-99)	57						
Brayden Drake (06-09)	268	Dant'e Brinkley (00-03)	54						
Chris Curry (95-98)	266	Evan Pratte (88-91)	54						
Jason Hart (96-98)	263	Brooks Colvin (01-04)	52						
Greg Mathis (00-03)	262	Greg Mathis (00-03)	50						
Evan Pratte (88-91)	259	Chris Curry (95-98)	49						
<th>Triples</th> <th>Home Runs</th> <th>Runs Batted-In</th> <th>Games</th>	Triples	Home Runs	Runs Batted-In	Games	<td>Mark Garrett (79-82)</td> <td>20</td> <td>Jason Hart (96-98)</td> <td>203</td>	Mark Garrett (79-82)	20	Jason Hart (96-98)	203
Dant'e Brinkley (00-03)	19	Nick Kays (97-00)	192						
Aaron Conway (08-11)	16	Steve Hacker (93-95)	184						
Evan Pratte (88-91)	15	Matt Cepicky (97-99)	183						
Greg Mathis (00-03)	13	Ryan Howard (99-01)	183						
Micah Holst (96-99)	13	Ryan Howard (99-01)	183						
Jeremy Isenhower (01-02)	12	Jake Burger (15-17)	182						
Bill Mueller (90-93)	12	Jeremy Eierman (16-18)	179						
J.D. Warner (82-83)	12	Brian Mahaffey (85-88)	176						
Blakley (74-77)-Snider (76-79)	12	Ben Carlson (07-09)	175						
<th>Game-Winning RBI</th> <th>Batting Average</th> <th>On-Base Percentage</th> <th>Games</th>	Game-Winning RBI	Batting Average	On-Base Percentage	Games	<td>Steve Hacker (93-95)</td> <td>23</td> <td>J.D. Warner (82-83)</td> <td>493</td>	Steve Hacker (93-95)	23	J.D. Warner (82-83)	493
Matt Brewer (89-91)	22	Danny Iseminger (83-84)	492						
Matt Gardner (99-02)	19	Rick Clarkston (84-85)	489						
Luke Voit (10-13)	18	Jeff Kaiser (87-88)	483						
Matt Cepicky (97-99)	18	Corby Fister (89-90)	483						
Evan Pratte (88-91)	18	Rick Hardesty (82-83)	384						
Jake Burger (15-17)	17	Larry Doss (86-87)	469						
Chris Playter (05-09)	17	Dave Herbert (80-83)	467						
Jason Hart (96-98)	17	Jason Hart (96-98)	466						
Brian Mahaffey (85-88)	17	Larry Goessling (77-78)	462						
<th>Extra-Base Hits</th> <th>Total Bases</th> <th>Slugging Average</th> <th>Games</th>	Extra-Base Hits	Total Bases	Slugging Average	Games	<td>Bill Mueller (90-93)</td> <td>116</td> <td>Jason Hart (96-98)</td> <td>.725</td>	Bill Mueller (90-93)	116	Jason Hart (96-98)	.725
Steve Hacker (93-95)	110	Steve Hacker (93-95)	.708						
Matt Gardner (99-02)	103	Steve Hacker (93-95)	.706						
Nick Kays (97-00)	102	Nick Kays (97-00)	.688						
Brayden Drake (06-09)	101	Micah Holst (96-99)	.662						
Jake Burger (15-17)	100	Matt Cepicky (97-99)	.662						
Chris Curry (95-98)	98	Chris Curry (95-98)	.660						
Matt Cepicky (97-99)	97	Jake Burger (15-17)	.655						
Jeremy Eierman (16-18)	95	Brayden Drake (06-09)	.653						
Brian Mahaffey (85-88)	95	Dant'e Brinkley (00-03)	.647						
<th>Walks</th> <th>Strikeouts</th> <th>Hit By Pitch</th> <th>Games</th>	Walks	Strikeouts	Hit By Pitch	Games	<td>Bill Mueller (90-93)</td> <td>154</td> <td>Nick Kays (97-00)</td> <td>207</td>	Bill Mueller (90-93)	154	Nick Kays (97-00)	207
Spencer Johnson (13-16)	133	Spencer Johnson (13-16)	179						
Eric Cheray (12-15)	129	Ryan Howard (99-01)	176						
Dylan Becker (12-15)	124	Greg Mathis (00-03)	176						
Justin Paulsen (15-17)	118	Jeremy Eierman (16-18)	175						
Travis McComack (09-13)	116	Dant'e Brinkley (00-03)	172						
Hunter Steinmetz (16-18)	115	Matt Gardner (99-02)	156						
J.J. Scerba (92-96)	104	Aaron Conway (08-11)	150						
Nolan Keane (05-08)	102	Jeff Sauer (92-95)	145						
Chris Curry (95-98)	98	Travis McComack (09-13)	142						
<th>Stolen Bases</th> <th>Sacrifice Hits</th> <th>Sacrifice Flies</th> <th>Games</th>	Stolen Bases	Sacrifice Hits	Sacrifice Flies	Games	<td>Dant'e Brinkley (00-03)</td> <td>69</td> <td>Joey Hawkins (12-15)</td> <td>62</td>	Dant'e Brinkley (00-03)	69	Joey Hawkins (12-15)	62
Aaron Conway (08-11)	69	Kevin Medrano (09-12)	16						
Bill Mueller (90-93)	65	Eric Cheray (12-15)	25						
Mark Garrett (79-82)	54	Travis McComack (09-13)	20						
Micah Holst (96-99)	52	Brooks Colvin (01-04)	20						
Mike Ruble (84-88)	52	Dan Kneeshaw (92-96)	19						
Bobby Narron (77-80)	49	Bill Mueller (90-93)	13						
Jeremy Eierman (16-18)	44	Evan Pratte (88-91)	18						
Jeff Sauer (92-94)	44	Aaron Conway (08-11)	17						
Greg Mathis (00-03)	43	Mike Royle (77-80)	17						
<th>Pitching</th> <th>Games Started</th> <th>Innings Pitched</th> <th>Games</th>	Pitching	Games Started	Innings Pitched	Games	<td>Bryan Young (14-17)</td> <td>88</td> <td>Brad Ziegler (00-03)</td> <td>49</td>	Bryan Young (14-17)	88	Brad Ziegler (00-03)	49
Scott Geitz (95-98)	87	Jordan Knutson (14-17)	46						
Zach Merciez (12-15)	84	John Hardin (96-00)	46						
Grant Gordon (10-13)	82	Dylan Coleman (16-18)	46						
Sam Perez (13-16)	80	Aaron Meade (08-10)	41						
Jake Franson (16-18)	79	Nick Petree (11-13)	41						
Pat Doyle (07-10)	73	Brett Sinkbeil (04-06)	40						
Chris Krawczyk (03-06)	70	Jon Harris (13-15)	39						
Jordan Knutson (14-17)	68	Jeff Gray (01-04)	39						
Brad Ziegler (00-03)	66	Kirby Cannon (77-80)	39						
Complete Games	Runs Allowed	Earned Run Average	Games						
Brad Ziegler (00-03)	18	Dick Jones (69-72)	1.55						
Ken Watkins (67-70)	18	Bryan Young (14-17)	1.69						
Kirby Cannon (77-80)	16	Nick Petree (11-13)	1.76						
Dale Browning (85-89)	15	David Oatman (72-74)	1.91						
Wade Palmer (73-76)	15	Mike Hill (75-76)	2.49						
Gary Wilson (64-67)	15	John Rheinecker (00-01)	2.50						
Jim Gibbs (85-87)	14	Ken Watkins (67-70)	2.51						
Mark Lopinot (70-71)	14	Tyler Burgess (12-14)	2.65						
Dick Jones (69-72)	14	Matt Hall (13-15)	2.66						
Wisser (85-86)-Crain (89-91)	13	Doug Still (17)	2.88						
Hits Allowed	Runs Allowed	Strikeouts	Games						
Brad Ziegler (00-03)	371	Brad Ziegler (00-03)	330						
Jeff Gray (01-04)	297	Dylan Coleman (16-18)	317						
Jordan Knutson (14-17)	289	Nick Petree (11-13)	306						
Scott Geitz (95-98)	281	Matt Hall (13-15)	275						
Tim Clubb (07-09)	277	Brett Sinkbeil (04-06)	256						
John Hardin (96-00)	276	Jordan Knutson (14-17)	247						
Jarrod Mays (94-96)	266	Jarrod Mays (94-96)	247						
Brian Buschhorn (96-99)	259	Darren Garrison (86-89)	244						
Nick Petree (11-13)	250	Kirby Cannon (77-80)	243						
Pat Doyle (07-10)	243	Dirk Lindauer (90-91)	227						
Earned Runs Allowed	Losses	Victories	Games						
John Hardin (96-00)	169	Brad Ziegler (00-03)	32						
Bryan Buschhorn (96-99)	154	Nick Petree (11-13)	27						
Scott Geitz (96-98)	148	Kirby Cannon (77-80)	25						
Brad Ziegler (00-03)	147	Dylan Coleman (16-18)	24						
Dylan Coleman (16-18)	136	Gray (01-04)-Dickensheet (79-82)	23						
Jordan Knutson (14-17)	136	Knutson (14-17)-Clubb (07-09)	21						
Jeff Gray (01-04)	133	Geitz (95-98)-Watkins (67-70)	21						
Mike Whitley (92-95)	128	Sam Perez (13-16)	20						
Dustin Tignor (96-00)	122	Garrison (86-89)-Mays (94-96)	20						
Jarrod Mays (94-96)	121	Palmer (73-76)-Anderson (78-81)	20						
Walks	Shutouts	Winning Percentage	Games						
Mike Whitley (92-95)	206	Sam Perez (13-16)	.909						
John Hardin (96-00)	191	Greg Reed (87-88)	.909						
Dylan Coleman (16-18)	158	Darren Garrison (86-88)	.870						
Dave Dickensheet (79-82)	139	Mike Hill (75-76)	.846						
Steve Anderson (78-81)	128	Ken Watkins (67-70)	.840						
Scott Geitz (95-98)	125	Paul Crain (89-90)	.813						
Bryan Buschhorn (96-99)	121	Greg Reed (87-88)	.794						
Darren Garrison (86-89)	119	Cody Schumacher (12-14)	.789						
Kirby Cannon (77-80)	115	Kirby Cannon (77-80)	.781						
Dirk Lindauer (90-91)	113	Scott Geitz (95-98)	.778						
<th>Fielding</th> <th>Putouts</th> <th>Assists</th> <th>Games</th>	Fielding	Putouts	Assists	Games	<td>Justin Paulsen (15-17)</td> <td>1588</td> <td>Chris Curry (95-98)</td> <td>656</td>	Justin Paulsen (15-17)	1588	Chris Curry (95-98)	656
Jason Hart (96-98)	1515	Evan Pratte (88-91)	580						
Luke Voit (10-13)	1453	Travis McComack (09-13)	576						
Ryan Howard (99-01)	1409	Kevin Medrano (09-12)	568						
Tim Rafferty (02-06)	1275	Joey Hawkins (12-15)	521						
Ron Snider (76-79)	1167	Bill Mueller (90-93)	517						
J.J. Scerba (92-96)	1006	Steve Hacker (93-95)	479						
Steve Hacker (93-95)	1001	Eric Cheray (12-15)	473						
Tony Piazza (02-03)	979	Steve Hacker (93-95)	472						
Ben Margalski (00-01)	847	Jeremy Eierman (16-pr.)	469						
Errors	Total Chances	Double Plays	Games						
Brooks Colvin (01-04)	73	Justin Paulsen (15-17)	1703						
Matt Gardner (99-02)	67	Jason Hart (96-98)	1645						
Brayden Drake (06-09)	65	Luke Voit (10-13)	1637						
Chris Curry (95-98)	56	Ryan Howard (99-01)	1546						
Mike Royle (77-80)	55	Tim Rafferty (02-06)	1367						
Bill Mueller (90-93)	54	Ron Snider (76-79)	1253						
Evan Pratte (88-91)	54	Chris Curry (95-98)	1187						
Bill Bunton (80-83)	51	J.J. Scerba (92-96)	1155						
Thomas (78-81)-McComack (09-13)	50	Tony Piazza (02-03)	1100						
<th>Fielding Average</th> <th>Ben Whetstone (17-pr.)</th> <th>Saves</th> <th>Games</th>	Fielding Average	Ben Whetstone (17-pr.)	Saves	Games	<td>Justin Paulsen (15-17)</td> <td>1703</td> <td>Bryan Young (14-17)</td> <td>35</td>	Justin Paulsen (15-17)	1703	Bryan Young (14-17)	35
Jason Hart (96-98)	1645	Shaun Marcum (02-03)	18						
Luke Voit (10-13)	1637	Matt Frevert (06-08)	15						
Ryan Howard (99-01)	1546	Tyler Burgess (12-14)	14						
Tim Rafferty (02-06)	1367	Bob Zimmermann (01-03)	13						
Ron Snider (76-79)	1253	Grant Gordon (11-13)	12						
Chris Curry (95-98)	1187	Dan Kickham (11)	11						
J.J. Scerba (92-96)	1155	Chris Krawczyk (03-06)	11						
Tony Piazza (02-03)	1100	Matt Gilmer (94-97)	11						
Steve Hacker (93-95)	1074	Connor Sechler (18-pr.)	9						
<th>Double Plays</th> <th>Fielding Average</th> <th>Shutouts</th> <th>Games</th>	Double Plays	Fielding Average	Shutouts	Games	<td>Ryan Howard (99-01)</td> <td>151</td> <td>Ken Watkins (67-70)</td> <td>5</td>	Ryan Howard (99-01)	151	Ken Watkins (67-70)	5
Jason Hart (96-98)	147	Steve Seal (69-70)	3						
Chris Curry (95-98)	141	Tate Matheny (13-15)	3						
Justin Paulsen (15-17)	122	Kyle Paul (07-08)	3						
Evan Pratte (88-91)	121	Doug Bagby (72-73)	3						
Kevin Medrano (09-12)	113	Piazza (02-03)-Reinsch (82-83)	3						
Travis McComack (09-13)	111	Landan Ruff (15-18)	3						
Matt Gardner (99-02)	107	Hacker (93-95)-Goessling (77-78)	3						
Tim Rafferty (02-06)	105	Fultz (14-16)-Castro (15-16)	3						
Ron Snider (76-79)	95	Ron Snider (76-79)	3						

Statistical Minimums: Batting Average, Slugging Average and On Base Percentage based on minimum of 150 at bats in career; Fielding Average based on minimum of 150 total chances; Earned Run Average based on a minimum of 75.0 IP; Winning Percentage based on a minimum of 10 victories.

MISSOURI STATE BASEBALL

Games 9-10 | MISSOURI STATE BEARS (3-5) vs. No. 30 UC IRVINE ANTEATERS (5-3) | March 1, 2019 | Springfield, Mo. | Hammons Field | KBFL 1060 AM/96.9 FM

THE LAST TIME...

A Missouri State Hitter Had...

8 at-bats in a gameAdam Pummill vs. UNC Greensboro, 2/25/06
3 at-bats in an inningRyan Howard, Nick Kays (both 3-for-3) vs. Evangel, 4/21/99
4 hits in a gameRyan Skalnik vs. Illinois State, 4/21/18
5+ hits in a game(5) Jeremy Eierman at Arkansas, 5/17/16
5+ runs in a game(5) Jake Burger vs. Western Illinois, 3/16/16
4 runs in a gameHunter Steinmetz at Bradley, 4/28/18
3+ doubles in a game(3) Justin Paulsen at Evansville, 4/29/17
2+ triples in a game(2) Eric Cheray vs. Northern Illinois, 2/21/14
A grand slamJavier Ramos vs. Central Arkansas, 2/27/19
A pinch hit home runJavier Ramos vs. Central Arkansas, 2/27/19
An inside the park home runHunter Steinmetz vs. Western Illinois, 3/16/16
A pinch hit grand slamJavier Ramos vs. Central Arkansas, 2/27/19
Hit for the cycleMatt Cepicky at Indiana State, 3/29/98
A hit from each side of the plateDrew Millas at Valparaiso, 5/5/18
A 10-15-game hit streak(13) Ben Whetstone, 5/11/18 to 6/3/18
A 16-19-game hit streak(19) Hunter Steinmetz, 3/5/16 to 4/2/16
A 20-24-game hit streak(20) Aaron Meyer, 3/5/16 to 4/5/16
A 25-29-game hit streak(29) Kevin Medrano, 3/23/10 to 5/14/10
A 30-game hit streak(30) Brayden Drake, 4/27/08 to 3/29/09
10+ RBIs in a game(11) John Knott vs. UNI, 5/2/92
9 RBIs in a gameSpencer Johnson vs. Kansas, 4/6/16
8 RBIs in a gameBrian Fuess vs. Bradley, 3/27/99
7 RBIs in a gameJeremy Eierman vs. CSUN, 3/25/18
6 RBIs in a gameBlake Graham vs. Wichita State, 4/23/17
5 RBIs in a gameJake Burger vs. Southern Illinois, 5/25/17
10+ total bases(10) Jeremy Eierman at Saint Louis, 4/17/17
Reached safely 6 timesJoey Hawkins vs. Indiana State, 3/31/13
Hits in 5+ straight at-bats(5) John Privitera, 2/15/19 to 2/16/19
5 walks in a gameLance Burkhart vs. Nevada, 2/14/97
4 walks in a gameMatt Brown vs. Southern Illinois, 5/12/18
4 strikeouts in a gameJoey Polak at San Diego, 2/23/19
5 strikeouts in a gameTyler Ryun at UT Arlington, 2/26/10
Stole homeJack Duffy vs. Central Arkansas, 2/27/19
3 stolen basesHunter Steinmetz vs. Western Illinois, 3/16/16
2 home runs in a gameMatt Brown vs. Indiana State, 5/25/18
3 home runs in a gameSpencer Johnson vs. Kansas, 4/6/16
Home runs in consecutive at-batsMatt Brown vs. Indiana State, 5/25/18
Homered in 3 straight gamesJeremy Eierman, 3/3/17 to 3/5/17
Homered in 5 straight gamesBrayden Drake, 5/5/09 to 5/14/09
2 hits in an inningBen Whetstone vs. Southern Illinois (4th), 5/12/18
Hit by 3 pitches in a gameBrayden Drake vs. Middle Tennessee, 5/11/08
Hit by 2 pitches in a gameMatt Brown at Kansas, 3/27/18
Led off the game with a home runHunter Steinmetz at TCU, 6/11/17
A walk-off home runJeremy Eierman vs. Oklahoma State, 6/2/17
A walk-off grand slamDylan Becker vs. Bradley, 4/20/13
A grand slam by a freshmanJavier Ramos vs. Central Arkansas, 2/27/19
Consecutive multi-HR gamesRyan Howard, 2/23/00 and 2/27/00

A Missouri State Pitcher Had...

Pitched over 9 innings(9.1) Clay Murphy vs. DBU, 5/20/14
A complete game (9)Doug Still at New Mexico, 4/15/17
A complete game (7)Dylan Coleman vs. Evansville, 5/23/18
A complete game as a freshmanTy Buckner at Bradley, 4/29/18
Consecutive complete games (9)Pierce Johnson, 3/15/12 and 3/23/12
3 straight complete gamesPaul Marsala (4), 3/27/04 to 4/17/04
Pitched 5.0-6.2 innings of relief(5.0) Connor Sechler at DBU, 5/27/18
Pitched 7.0-8.2 innings of relief(7.1) Sam Perez at Indiana State, 5/27/16
Pitched 9+ innings of relief(10.0) J.C. Casey at Creighton, 5/27/11
A shutout (9)Doug Still at New Mexico, 4/15/17
A shutout (7)Dylan Coleman vs. Evansville, 5/23/18
A combined shutout (9)Ty Buckner (5.2) and Jake Fromson (3.1) vs. CSUN, 3/24/18
A shutout as a freshmanTim Clubb at Arkansas State, 3/20/07
3+ hit batsmen in a game(3) Logan Wiley vs. Nevada, 2/15/19
2+ pickoffs in a game(2) Tyler McAlister vs. Texas Southern, 2/18/18
10+ strikeouts in a game(11) Logan Thomazin vs. Central Arkansas, 2/27/19
15+ strikeouts in a game(15) Matt Hall vs. Wichita State, 5/2/15
6+ walks in a game(8) Dylan Coleman vs. Illinois State, 4/20/18
A 15-19 inning scoreless streak(16.1) Jake Fromson, 2/17/17 to 3/10/17
A 20+ inning scoreless streak(22.2) Sam Perez, 5/17/16 to 5/28/16
Retired 15+ consecutive batters(15) Austin Knight vs. Missouri, 4/25/17
Retired 20+ consecutive batters(20) Matt Hall vs. Wichita State, 5/5/13
A two-hitterJordan Knutson (8.0) and Jake Fromson (1.0) vs. DBU, 4/7/17
A one-hitterTy Buckner at Bradley, 4/29/18

A combined one-hitterDylan Coleman (7.0), Jake Fromson (1.0) and Bryan Young (1.0) vs. Indiana State, 5/13/17
A no-hitterMike Whitley (7) vs. Southeast Missouri, 5/4/94
A combined no-hitterScott Buchheit, Darrell Maus, Matt Brewer, Terry Menown vs. Lincoln, 3/14/89

Missouri State...

Scored 30+ runs(30) vs. Evangel, 4/21/99
Scored 25-29 runs(25) vs. Southwest Baptist, 4/4/00
Scored 20-24 runs(21) at Indiana State, 5/4/08
Scored 15-19 runs(15) vs. Central Arkansas, 2/27/19
Scored 10+ runs in an inning(10) 5th vs. Bradley, 4/11/17
Scored 9 runs in an inning4th at Arkansas State, 4/15/09
Scored 8 runs in an inning7th vs. Southern Illinois, 5/25/17
Scored 7 runs in an inning8th vs. Central Arkansas, 2/27/19
Had 30+ hits(32) vs. Evangel, 4/21/99
Had 25-29 hits(26) vs. Indiana State, 5/14/98
Had 20-24 hits(22) vs. Bradley, 5/24/12
Had 6+ doubles(6) at Evansville, 4/10/10
Had 4+ triples(4) vs. Illinois State, 5/20/16
Stole 6+ bases(6) vs. Indiana State, 5/12/17
Stole 4 bases in an inning4th vs. Evansville, 4/8/18
Was hit by 6+ pitches(7) vs. DBU, 2/25/11
Drew three consecutive HBPvs. DBU, 2/25/11
Had 4+ sacrifice bunts(5) at Southern Illinois, 5/10/15
Did not strike outat Kansas State, 3/14/15
Hit into a triple playvs. Indiana State, 5/15/09
Hit 7+ home runs(7) vs. Middle Tennessee, 3/15/02
Hit 6 home runsvs. Oral Roberts, 4/4/10
Hit 5 home runsvs. UNI, 3/26/00
Hit 4 home runsat DBU, 5/17/18
Hit 2 grand slams in a gamevs. Arkansas State, 3/22/16
Walked 10+ times(10) at Valparaiso, 5/4/18
Was shut outvs. Cal State Fullerton, 2/22/19
Was shut out at homevs. Illinois State (1-0), 5/24/17
Was shut out in consecutive gamesat Texas State (0-10), 2/17/19; vs. Cal State Fullerton (0-7), 2/22/19
Shut out back-to-back opponentsat Arkansas State, 3/1/17; vs. Central Arkansas, 3/3/17
Struck out 10+ batters(13) vs. Central Arkansas, 2/27/19
Struck out 10+ times(10) vs. Central Arkansas, 2/27/19
Was held to two or fewer hits(2) at Texas State, 2/17/19
Hit back-to-back home runsMatt Brown, Brooks Zimmerman at DBU, 5/17/18
Hit three straight home runsDan Firlit, Ryan Howard, Mike Collier vs. Arkansas Tech, 2/23/00
Turned 4+ double plays(4) at Texas Tech, 2/19/12
Committed 6+ errors(6) at Sam Houston State, 2/28/09
Swept a doubleheadervs. Illinois State, 4/21/18
Lost both games of a doubleheadervs. Oregon State, 4/13/18

A Missouri State Opponent...

Scored 25+ runs(25) Rice, 5/25/97
Scored 20-24 runs(20) Georgia Tech, 2/20/10
Scored 15-19 runs(16) Nevada, 2/15/19
Threw a complete-game one-hitterChris Razo, Illinois State, 4/5/13
Threw a complete-game no-hitterVince Serafini, Evansville, 5/13/00
Hit 3 home runsDylan Brown, Oklahoma State, 3/11/08
Hit 2 home runsTrevor Larnach, Oregon State, 4/13/18
Hit back-to-back home runsTrooper Reynolds and Chane Lynch, DBU, 4/2/15
Hit a leadoff home runMatt Hoeg, Iowa, 3/14/18
Hit a walk-off home runSteffan Guest, UT Arlington, 2/27/10
Hit a grand slamMichael Gretler, Oregon State, 4/13/18
Had 4 hits in a gameJared Kengott, Southern Illinois, 5/13/18
Had 5+ hits in a game(5) Jared Mang, New Mexico, 4/13/17
Had 5 RBIsCollin Braithwaite, Illinois State, 5/19/17
Had 6+ RBIs(6) Caleb Ricketts, San Diego, 2/23/19
Had 4+ stolen bases in a game(4) Michael Faulkner, Arkansas State, 4/4/12
Scored 10+ runs in an inningMiddle Tennessee (10 in 8th), 2/20/09
Scored 9 runs in an inningGeorgia Tech (4th), 2/20/10
Scored 8 runs in an inningNorthern Illinois (9th), 2/21/14
Scored 7 runs in an inningOregon State (2nd), 4/13/18
Had 25-29 hits(25) Rice, 5/25/97
Had 20-24 hits(23) Nebraska, 2/20/11
Threw a complete game(9.0) Alex Hurse, Tennessee Tech, 6/3/18
Struck out 10+ batters(10) Mitch Janssen, Bradley, 4/28/18

MISSOURI STATE BASEBALL

Games 9-10 | MISSOURI STATE BEARS (3-5) vs. No. 30 UC IRVINE ANTEATERS (5-3) | March 1, 2019 | Springfield, Mo. | Hammons Field | KBFL 1060 AM/96.9 FM



KEITH GUTTIN Head Coach

37th Season
Alma mater: UMSL (1978)

One of the most successful baseball coaches in Missouri Valley Conference history, **Keith Guttin** began his MSU head coaching career in 1983, and has spent the past 36 seasons building the Bears into one of the top programs in the country. Under Guttin, the Bears have won 61 percent of their games, averaging 35 victories a year and racking up 12 different 40-win seasons.

Guttin, who entered the 2019 season fifth among active Division I head coaches in career victories, has been a part of the MSU baseball program as a player, assistant coach and head coach for 41 of the program's 55 years. He took the helm of Bears baseball at the start of the 1983 season, coinciding with the move of Missouri State athletics to Division I status. He inherited the reins of the program from its only previous head baseball coach, former Missouri State Director of Athletics Bill Rowe. Guttin ultimately helped stretch MSU's string of consecutive winning seasons to 32 in a row, easily the longest of any Missouri State athletics team. His 1,262 career wins are the most recorded by any head coach in the 111-year history of Missouri State athletics, and the Bears have finished in the top half of the conference race in all but four of his 36 seasons.

During Guttin's tenure, 125 Bears have signed professional contracts, including six first-round draft picks and 18 players who have advanced to the Major Leagues. Additionally, MSU has won 20 combined conference regular-season and tournament championships and made 11 NCAA Division I Tournament appearances, including 10 in the last 23 years.

In 2003, Guttin led the Bears to the NCAA Division I College World Series for the first time in school history, marking the only trip to Omaha by a Division I team from the state of Missouri since 1965. He has been a conference coach of the year 11 times and was selected as the American Baseball Coaches Association Division I Midwest Region Coach of the Year in both 1997 and 2003.

Guttin's pupils have produced results off the diamond as well. Missouri State baseball players have been recognized on the Valley's all-academic team 65 times since the inception of the honor in 1992. Additionally, seven Bears have garnered academic All-America honors on 12 different occasions under Guttin, including three-time selection Brian Mahaffey.

Missouri State is coming off both its third NCAA Regional appearance and MVC regular-season title in the last four seasons. In 2017, the Bears won their first 18 Valley games en route to the title, then captured their third overall NCAA Regional crown by knocking off Arkansas in the deciding game of the Fayetteville Regional. MSU saw its storybook season come to an end at the Fort Worth Super Regional, as TCU secured a fourth straight trip to Omaha with a two-game sweep of Guttin's Bears. Consensus All-America picks Jake Burger and Jeremy Eierman led a potent Bears lineup that paved the way to a 43-20 campaign, while Valley pitcher of the year Jake Fromson led a star-studded pitching staff and garnered All-America recognition of his own.

The 2015 season will go down as one of the more memorable campaigns for Guttin, who was inducted into both the Missouri Sports Hall of Fame and Springfield Area Sports Hall of Fame during the year. He also surpassed the 1,100 career victory mark early in MSU's record-setting season en route to earning his fifth MVC Coach of the Year nod. Under Guttin's guidance, the 2015 Bears set a program record with 49 victories and were ranked as high as No. 6 (*Baseball America*) in the nation while capturing the Valley's regular-season and postseason tournament titles. MSU went on to earn its ninth NCAA Division I postseason berth, sweeping the Springfield Regional at Hammons Field to advance to its second Super Regional appearance, where the Bears came up just one win shy of punching their ticket to the College World Series.

In 2001, Guttin led the Bears to their first-ever MVC regular-season championship and, in the process, dethroned perennial league powerhouse Wichita State. The Shockers had previously won outright or shared the Valley regular season crown in the previous 14 years, but the Bears posted a 22-10 record in 2001 and beat WSU by one game in the final league standings.

While the accomplishments of Guttin's teams on the field speak volumes about the success of his program, another dream came true in April 2004 when the Bears opened a sparkling 8,000-seat stadium just four blocks north of the Missouri State campus. The Bears finished the year ninth among NCAA Division I teams in attendance, playing only a portion of their home schedule at Hammons Field.

It was merely a coincidence that the crown jewel of the Missouri State baseball program came one year after the Bears exploded onto the national college baseball radar in the College World Series. But both events show the growth of college baseball in the Ozarks and the amount of community and administrative support the program had received in the last several years. With the continued support of the MSU community, Guttin has led the Bears' efforts in numerous charitable endeavors, including the program's annual Price Cutter Celebrity Golf Classic, proceeds from which have been committed to Champion Athletes of the Ozarks in each of the last 20 years. MSU's popular First Pitch and Reunion Night has also been a positive force for both the Bears and a variety of local charitable organizations. The preseason kickoff event has benefited entities such as the Miracle League Ball Field, Care to Learn, Boys and Girls Clubs and the Wounded Warrior Project.

The Bears have finished lower than third in the league standings just nine times since Guttin took over. Guttin directed Missouri State to six straight league titles in Mid-Continent play from 1984 through 1989. He has given MSU its first four Valley postseason tournament championships in 1996, 1997, 2015 and 2018. He was voted the MVC Coach of the Year in 1993, 2001, 2003, 2008, 2015, 2017 and 2018 and was selected the American Baseball Coaches Association Division I Midwest Region Coach of the Year in 1997 and 2003.

Guttin had two notable seasons as the Missouri State second baseman, coming from Mineral Area College. He earned MIAA all-conference honorable mention in 1977 as the Bears made their first NCAA Division II tournament appearance in seven years.

A University City native, Guttin finished his undergraduate degree at the University of Missouri-St. Louis in 1978, and earned his master's degree in 1984 at Truman State. He and his wife, Marianne, have three daughters; Lauren, Lindsey and Samantha.

GUTTIN'S COACHING RECORD

Year	Team	W-L	Pct.	Conf.	Pct.
1983	Missouri State	32-11	.744	---	---
1984	Missouri State	35-22	.614	---	---
1985	Missouri State	24-16	.600	5-3	.625
1986	Missouri State	47-14	.770	11-1	.917
1987	Missouri State	38-14	.731	7-3	.700
1988	Missouri State	41-17	.707	12-0	1.000
1989	Missouri State	41-10	.804	8-2	.800
1990	Missouri State	42-15	.737	11-0	1.000
1991	Missouri State	40-22	.645	14-10	.583
1992	Missouri State	31-23	.574	10-11	.476
1993	Missouri State	32-23	.582	14-6	.700
1994	Missouri State	31-23	.574	13-7	.650
1995	Missouri State	37-21	.638	18-13	.581
1996	Missouri State	32-25	.561	18-11	.621
1997	Missouri State	35-25	.583	16-10	.625
1998	Missouri State	32-21	.604	19-13	.594
1999	Missouri State	38-19	.667	18-11	.621
2000	Missouri State	24-33	.421	15-17	.468
2001	Missouri State	36-22	.621	22-10	.688
2002	Missouri State	43-21	.672	19-13	.594
2003	Missouri State	40-26	.606	19-11	.633
2004	Missouri State	31-28	.525	19-12	.613
2005	Missouri State	26-29	.473	10-14	.417
2006	Missouri State	33-22	.600	15-8	.652
2007	Missouri State	23-34	.404	7-17	.292
2008	Missouri State	40-17	.702	18-6	.750
2009	Missouri State	34-20	.630	17-5	.773
2010	Missouri State	21-34	.382	6-15	.286
2011	Missouri State	33-23	.589	11-9	.550
2012	Missouri State	40-22	.645	13-7	.650
2013	Missouri State	31-23	.574	12-9	.571
2014	Missouri State	26-31	.456	9-12	.429
2015	Missouri State	49-12	.803	18-3	.857
2016	Missouri State	38-21	.644	7-13	.650
2017	Missouri State	43-20	.683	18-1	.947
2018	Missouri State	40-17	.702	18-3	.857
2019	Missouri State	3-5	.375	0-0	.000
Totals		1,262-781	.618	467-372	.557

GUTTIN'S MILESTONE VICTORIES

Win	Date	Result (Site)
1	3/5/83	MSU 8, Indiana State 2 (Meador Park)
100	3/11/86	MSU 7, Jacksonville 5 (Jacksonville, Fla.)
200	4/16/88	MSU 4, Eastern Illinois 2 (Charleston, Ill.)
300	5/13/90	MSU 9, Eastern Illinois 2 (Chicago, Ill.)
*395	5/1/93	MSU 9, UNI 2 (Meador Park)
400	5/9/93	MSU 7, Wichita State 6 (Meador Park)
500	5/17/96	MSU 8, Wichita State 7 (Wichita, Kan.)
600	4/24/99	MSU 13, UNI 7 (Meador Park)
700	5/4/02	MSU 5, Wichita State 1 (Wichita, Kan.)
800	5/11/05	MSU 15, Kansas 6 (Hammons Field)
900	5/11/08	MSU 7, Middle Tennessee 6 (Hammons Field)
1,000	3/3/12	MSU 3, Northwestern State 2 (Natchitoches, La.)
1,100	3/17/15	MSU 10, Little Rock 3 (Hammons Field)
1,200	4/18/17	MSU 5, Missouri 3 (Columbia, Mo.)
1,250	5/11/18	MSU 5, Southern Illinois 3 (Hammons Field)

*Surpassed Bill Rowe for the all-time MSU record for coaching victories

GUTTIN'S CAREER HIGHLIGHTS

- Ten regular-season conference titles (1986, 1988, 1989, 1990, 2001, 2003, 2009, 2015, 2017, 2018)
- Ten conference tournament championships (1984, 1985, 1986, 1987, 1988, 1989, 1996, 1997, 2015, 2018)
- Eleven NCAA Regional berths (1987, 1995, 1996, 1997, 1999, 2002, 2003, 2012, 2015, 2017, 2018)
- Three NCAA Super Regional berths (2003, 2015, 2017)
- 2003 College World Series berth
- Mentored 29 All-Americans as head coach
- Coached 120 professional signees, including 18 Major Leaguers
 - Ryan Howard - 2005 NL Rookie of the Year and 2006 NL MVP
 - Bill Mueller - 2003 AL Batting Champion
- Coached 92 first-team all-conference selections, eight league players of the year and seven league pitchers of the year
- Six-time Mid-Continent Conference Coach of the Year (1984-89)
- Seven-time Missouri Valley Conference Coach of the Year (1993, 2001, 2003, 2008, 2015, 2017, 2018)

MISSOURI STATE BASEBALL

Games 9-10 | MISSOURI STATE BEARS (3-5) vs. No. 30 UC IRVINE ANTEATERS (5-3) | March 1, 2019 | Springfield, Mo. | Hammons Field | KBFL 1060 AM/96.9 FM

ALPHABETICAL ROSTER

No.	Player	Yr.	Pos.	B-T	Ht.	Wt.	Hometown (Previous School)
31	Forrest Barnes	Fr.	RHP	R-R	6-0	190	Ozark, Mo. (Ozark HS)
41	Michael Briggs	Jr.	C	R-R	6-2	225	Lee's Summit, Mo. (Archbishop O'Hara HS)
36	Ty Buckner	So.	RHP	R-R	6-1	190	St. Louis, Mo. (Ladue Horton Watkins HS)
29	Peyton Carson	Fr.	LHP	L-L	6-4	195	Topeka, Kan. (Shawnee Heights HS)
7	Collin Clayton	Jr.	OF	R-R	6-1	175	Edwardsville, Ill. (Edwardsville HS/John A. Logan College)
43	Ben Cruikshank	Fr.	LHP	L-L	6-4	165	Belleville, Ill. (Belleville East HS)
23	Jack Duffy	Jr.	OF	L-R	5-10	190	Kansas City, Mo. (Staley HS)
26	Sam Faith	So.	IF	B-R	6-3	205	St. Charles, Ill. (St. Charles North HS)
17	Jordan Fitzpatrick	So.	OF/IF	L-R	6-0	190	Rogersville, Mo. (Logan-Rogersville HS)
4	Logan Geha	Jr.	C	R-R	5-11	190	Lee's Summit, Mo. (Lee's Summit West HS)
40	Zach Gibbs	So.	RHP	R-R	6-1	190	Wentzville, Mo. (Holt HS)
12	Anthony Herron, Jr.	Fr.	IF/OF	R-R	6-2	240	Chicago, Ill. (Mount Carmel HS)
8	Mason Hull	Fr.	IF	R-R	6-0	190	Effingham, Ill. (Effingham HS)
11	Hayden Juenger	Fr.	RHP	R-R	6-0	175	O'Fallon, Ill. (O'Fallon Township HS)
16	Dakota Kotowski	Fr.	OF/1B	R-R	6-5	225	Channahon, Ill. (Providence Catholic HS)
21	Jake Lochner	Sr.	LHP	L-L	6-0	200	Sullivan, Mo. (Sullivan HS)
19	Tyler McAlister	Jr.	RHP	R-R	6-5	195	Waterloo, Ill. (Waterloo HS)
24	Drew Millas	Jr.	C	B-R	6-2	205	Swansea, Ill. (Belleville East HS)
50	Alex Moore	So.	RHP	R-R	6-8	240	Mountain Grove, Mo. (Mountain Grove HS)
25	Joey Polak	So.	IF	R-R	6-3	220	Quincy, Ill. (Quincy Notre Dame HS/Jefferson College)
32	John Privitera	Jr.	IF	L-R	5-8	170	Lee's Summit, Mo. (Lee's Summit West HS)
34	Javier Ramos	Fr.	RHP/IF	R-R	6-6	205	Vian, Okla. (Vian HS)
33	Matt Russell	So.	RHP	R-R	6-2	210	Kansas City, Mo. (Staley HS)
10	Nick Schmidt	Fr.	RHP	R-R	6-4	205	Wentzville, Mo. (Holt HS)
13	Davis Schwab	Sr.	LHP	L-L	6-4	230	Overland Park, Kan. (Blue Valley West HS/Johnson County CC)
14	Connor Sechler	So.	RHP	R-R	6-3	195	Bolivar, Mo. (Bolivar HS)
18	Logan Thomazin	Fr.	RHP	R-R	6-2	200	Walnut Grove, Mo. (Walnut Grove HS)
45	Ben Whetstone	Jr.	IF	L-R	6-6	245	Overland Park, Kan. (Rockhurst HS)
35	Logan Wiley	Jr.	RHP	R-R	6-0	190	Springfield, Mo. (Kickapoo HS/Kansas State University)
27	Nate Witherspoon	Jr.	LHP	L-L	6-4	210	Eureka, Mo. (Eureka HS)
5	Tommy Woods	Fr.	OF/IF	R-R	6-4	235	Florissant, Mo. (McCluer North HS)
1	Brooks Zimmerman	Sr.	OF	R-R	6-2	210	Stillwater, Okla. (Stillwater HS/Cowley Co. CC)

Head Coach: (2) Keith Guttin

Assistant Coaches: (28) Paul Evans, (3) Matt Lawson

Volunteer Assistant Coach: (44) Corey Hassel

Director of Player Development: Joe Lincoln

Graduate Managers: Matt Fultz, Aaron Meyer, Nick Petree

Student Manager: Brady Theisen

Athletic Trainer: Jim Penkalski

ROSTER BREAKDOWN

Seniors (3): Jake Lochner, Davis Schwab, Brooks Zimmerman.

Juniors (10): Michael Briggs, Collin Clayton, Jack Duffy, Logan Geha, Tyler McAlister, Drew Millas, John Privitera, Ben Whetstone, Logan Wiley, Nate Witherspoon.

Sophomores (8): Ty Buckner, Sam Faith, Jordan Fitzpatrick, Zach Gibbs, Alex Moore, Joey Polak, Matt Russell, Connor Sechler.

Freshmen (11): Forrest Barnes, Peyton Carson, Ben Cruikshank, Anthony Herron, Jr., Mason Hull, Hayden Juenger, Dakota Kotowski, Javier Ramos, Nick Schmidt, Logan Thomazin, Tommy Woods.

Infielders (8): Sam Faith, Jordan Fitzpatrick, Anthony Herron, Jr., Mason Hull, Joey Polak, John Privitera, Javier Ramos, Ben Whetstone.

Outfielders (5): Collin Clayton, Jack Duffy, Dakota Kotowski, Tommy Woods, Brooks Zimmerman.

Catchers (3): Michael Briggs, Logan Geha, Drew Millas.

Pitchers (17): Forrest Barnes, Ty Buckner, Peyton Carson, Ben Cruikshank, Zach Gibbs, Hayden Juenger, Jake Lochner, Tyler McAlister, Alex Moore, Javier Ramos, Matt Russell, Nick Schmidt, Davis Schwab, Connor Sechler, Logan Thomazin, Logan Wiley, Nate Witherspoon.

NUMERICAL ROSTER

No.	Player	Pos.
1	Brooks Zimmerman	OF
4	Logan Geha	C
5	Tommy Woods	OF/IF
7	Collin Clayton	OF
8	Mason Hull	IF
10	Nick Schmidt	RHP
11	Hayden Juenger	RHP
12	Anthony Herron, Jr.	IF/OF
13	Davis Schwab	LHP
14	Connor Sechler	RHP
16	Dakota Kotowski	OF/1B
17	Jordan Fitzpatrick	OF/IF
18	Logan Thomazin	RHP
19	Tyler McAlister	RHP
21	Jake Lochner	LHP
23	Jack Duffy	OF
24	Drew Millas	C
25	Joey Polak	IF
26	Sam Faith	IF
27	Nate Witherspoon	LHP
29	Peyton Carson	LHP
31	Forrest Barnes	RHP
32	John Privitera	IF
33	Matt Russell	RHP
34	Javier Ramos	RHP/IF
35	Logan Wiley	RHP
36	Ty Buckner	RHP
40	Zach Gibbs	RHP
41	Michael Briggs	C
43	Ben Cruikshank	LHP
45	Ben Whetstone	IF
50	Alex Moore	RHP

Head Coach

2.....Keith Guttin

Assistant Coaches

3.....Matt Lawson

28.....Paul Evans

Volunteer Assistant Coach

44.....Corey Hassel

Director of Player Development

Joe Lincoln

Graduate Assistants

Matt Fultz

Aaron Meyer

Nick Petree

Student Manager

Brady Theisen

Athletic Trainer

Jim Penkalski

PRONUNCIATION GUIDE


Ben Cruikshank CROOK • shank
 Logan Geha GEE • uh
 Keith Guttin rhymes with 'button'
 Anthony Herron, Jr. HAIR • un
 Hayden Juenger YING • ur
 Dakota Kotowski cut • OW • ski
 Jake Lochner LOCK • nur
 Joey Polak PALL • uk
 John Privitera preye (long 'i' • vuh • TEER • uh
 Javier Ramos RAH • mos
 Connor Sechler SECK • lur
 Logan Thomazin TOM • uh • zen
 Ben Whetstone WET • stone



MISSOURI STATE BASEBALL

Games 9-10 | MISSOURI STATE BEARS (3-5) vs. No. 30 UC IRVINE ANTEATERS (5-3) | March 1, 2019 | Springfield, Mo. | Hammons Field | KBFL 1060 AM/96.9 FM

TV/RADIO ROSTER



1 Brooks Zimmerman
OF/IF - Sr. - R/R
Stillwater, Okla.



4 Logan Gaha
C - So. - R/R
Lee's Summit, Mo.



5 Tommy Woods
OF/IF - Fr. - R/R
Florissant, Mo.



7 Collin Clayton
OF - Jr. - R/R
Edwardsville, Ill.



8 Mason Hull
IF - Fr. - R/R
Effingham, Ill.



10 Nick Schmidt
RHP - Fr. - R/R
Wentzville, Mo.



11 Hayden Juenger
RHP - Fr. - R/R
O'Fallon, Ill.



12 Anthony Herron
IF/OF - Fr. - R/R
Chicago, Ill.




13 Davis Schwab
LHP - Sr. - L/L
Overland Park, Kan.




14 Connor Sechler
RHP - So. - R/R
Bolivar, Mo.



16 Dakota Kotowski
1B/OF - Fr. - R/R
Channahon, Ill.



17 Jordan Fitzpatrick
IF/OF - So. - L/R
Rogersville, Mo.



18 Logan Thomazin
RHP - Fr. - R/R
Walnut Grove, Mo.



19 Tyler McAllister
RHP - Jr. - R/R
Waterloo, Ill.



21 Jake Lochner
LHP - Sr. - L/L
Sullivan, Mo.




23 Jack Duffy
OF - Jr. - L/R
Kansas City, Mo.



24 Drew Millas
C - Jr. - B/R
Swansea, Ill.



25 Joey Polak
IF - So. - R/R
Quincy, Ill.



26 Sam Faith
IF - So. - B/R
St. Charles, Ill.



27 Nate Witherspoon
LHP - Jr. - L/L
Eureka, Mo.



29 Peyton Carson
LHP - Fr. - L/L
Topeka, Kan.




31 Forrest Barnes
RHP - Fr. - R/R
Ozark, Mo.



32 John Privitera
IF - Jr. - L/R
Lee's Summit, Mo.



33 Matt Russell
RHP - So. - R/R
Kansas City, Mo.



34 Javier Ramos
RHP/IF - Fr. - R/R
Vian, Okla.



35 Logan Wiley
RHP - Jr. - R/R
Springfield, Mo.



36 Ty Buckner
RHP - So. - R/R
St. Louis, Mo.




40 Zach Gibbs
RHP - So. - R/R
Wentzville, Mo.



41 Michael Briggs
C - Jr. - R/R
Lee's Summit, Mo.



43 Ben Cruikshank
LHP - Fr. - L/L
Fairview Heights, Ill.



45 Ben Whetstone
IF - Jr. - L/R
Overland Park, Kan.



50 Alex Moore
RHP - So. - R/R
Mountain Grove, Mo.




2 Keith Guttin
Head Coach



3 Matt Lawson
Assistant Coach



28 Paul Evans
Assistant Coach



44 Corey Hassel
Volunteer
Assistant Coach