

MISSOURI STATE

2003 NCAA College World Series • 11 NCAA Regional Appearances • 41 All-Americans • 20 Major Leaguers

Eric Doennig, MSU Athletics Communications (Primary Contact) | O: (417) 836-4586 | C: (417) 827-5327 | EricDoennig@MissouriState.edu | MissouriStateBears.com | @MSUBearBaseball | MissouriStBears

2019 SCHEDULE

February

15	vs. Nevada [§]	L, 4-16
16	vs. Utah [§]	W, 6-2
17	at Texas State [§]	L, 0-10
19	at Oral Roberts	PPD
22	vs. (24) Cal State Fullerton [®]	L, 0-7
23	at San Diego [®]	L, 4-14
24	vs. Fresno State [®]	L, 2-3
26	CENTRAL ARKANSAS	3:00 p.m.
27	CENTRAL ARKANSAS	3:00 p.m.

March

1	UC IRVINE	3:00 p.m.
2	UC IRVINE	2:00 p.m.
3	UC IRVINE	1:00 p.m.
5	ORAL ROBERTS	3:00 p.m.
8	at Arkansas State	6:00 p.m.
9	at Arkansas State	2:00 p.m.
10	at Arkansas State	1:00 p.m.
12	at Oklahoma State	3:30 p.m.
13	at Oral Roberts	3:00 p.m.
15	at Oklahoma	6:30 p.m.
16	at Oklahoma	2:00 p.m.
17	at Oklahoma	1:00 p.m.
22	at UC Santa Barbara	5:00 p.m.
23	at UC Santa Barbara	4:00 p.m.
24	at UC Santa Barbara	1:30 p.m.
26	ARKANSAS	6:30 p.m.
27	KANSAS	6:30 p.m.
29	INDIANA STATE*	6:30 p.m.
30	INDIANA STATE*	2:00 p.m.
31	INDIANA STATE*	1:00 p.m.

April

2	at Southeast Missouri State	5:00 p.m.
3	at Murray State	3:00 p.m.
5	at Southern Illinois*	6:30 p.m.
6	at Southern Illinois*	2:00 p.m.
7	at Southern Illinois*	1:00 p.m.
9	at Kansas	6:00 p.m.
12	at Illinois State*	5:00 p.m.
13	at Illinois State*	2:00 p.m.
14	at Illinois State*	1:00 p.m.
16	MISSOURI	6:30 p.m.
18	NEW ORLEANS	6:30 p.m.
19	NEW ORLEANS	6:30 p.m.
20	NEW ORLEANS	2:00 p.m.
23	at Missouri	6:30 p.m.
26	BRADLEY*	2:00 p.m.
27	BRADLEY*	12:00 p.m.
28	BRADLEY*	11:00 a.m.
30	at Wichita State	6:00 p.m.

May

2	DBU*	6:00 p.m.
3	DBU*	6:30 p.m.
4	DBU*	2:00 p.m.
7	WICHITA STATE	6:30 p.m.
10	at Evansville*	6:30 p.m.
11	at Evansville*	2:00 p.m.
12	at Evansville*	1:00 p.m.
16	VALPARAISO*	6:30 p.m.
17	VALPARAISO*	6:30 p.m.
18	VALPARAISO*	2:00 p.m.
21-25	at MVC Baseball Championship [#]	TBA

Home games played at Hammons Field in **BOLD CAPS**
[#]MVC game; [§]Texas State Invitational (San Marcos, Texas); [®]Tony Gwynn Legacy (San Diego, Calif.);
^{*}at Duffy Bass Field (Normal, Ill.)



MISSOURI STATE BEARS (1-5)

Conference.....Missouri Valley
 Head Coach.....Keith Guttin
 Alma Mater.....Missouri-St. Louis
 Career Record.....1,260-781 (37th year)
 Record at MSU.....same

SERIES INFORMATION

Site.....Springfield, Mo.
 Stadium.....Hammons Field (8,000)
 Dates.....Feb. 26-27
 Game 1.....3 p.m.
 MSU.....RHP Forrest Barnes (0-0, 0.00 ERA)
 UCA.....TBA
 Game 2.....3 p.m.
 MSU.....TBA
 UCA.....TBA
 Series History.....MSU leads 15-6
 Watch.....ESPN+
 Radio.....KBFL 1060 AM/96.9 FM
 Live Stats.....MissouriStateBears.com
 Twitter.....@MSUBearBaseball



CENTRAL ARKANSAS BEARS (3-4)

Conference.....Southland
 Head Coach.....Allen Gum
 Alma Mater.....Southern Arkansas
 Career Record.....476-277 (14th year)
 Record at UCA.....250-209 (9th year)

PRIME 9

- The **Missouri State Bears** will open the home portion of their 2019 schedule, as well as a six-game home stand, with a two-game non-conference set against the **Central Arkansas Bears** at Hammons Field
- Missouri State head coach **Keith Guttin** ranks fifth among all active NCAA Division I coaches in total wins (1,260) and needs 11 more victories to match the career total of former Miami (Fla.) coach Ron Fraser for the No. 19 position on the NCAA's Division I coaching wins list
- The Bears, who return 19 letterwinner's from last year's 40-17 Missouri Valley Conference regular-season and post season tournament championship squad, were tabbed the league's preseason favorite by the MVC head coaches
- MSU is 9-6 in home openers since moving into Hammons Field in 2004, including wins in six of its last eight home debuts since 2011; The Bears are 249-125 overall in their 15 seasons at Hammons
- The Bears hold a commanding 15-6 edge in their series with Central Arkansas, including a 5-1 mark against UCA in Springfield; MSU has won seven of the last eight meetings in the series dating back to Feb. 2016
- The Bears' roster features three different returners who have earned All-America recognition during their respective MSU careers, led by 2019 preseason *Collegiate Baseball All-America* picks **Drew Millas** and **Connor Sechler**
- MSU has 80 combined come-from-behind wins over the last four seasons and went 13-2 in one-run games in 2018
- The Bears have posted a 86-43 (.667) regular-season non-conference mark over the last four seasons, including a 38-15 mark in non-MVC games at Hammons over the same stretch; MSU has dropped four straight non-conference games at home since last April, but brings a 24-game home MVC win streak (dating back to May 2016) into 2019
- With a string of 25-consecutive error-less games at first base, **Ben Whetstone** (.993) overtook Steve Seal (.992) for the top spot on MSU's career fielding percentage list this past weekend

AROUND THE HORN

Pos.	Player	Ht.	Wt.	Class	B/T	G/GS	BA/OBP/SLG	HR/RBI	Notes
C	Drew Millas	6-2	205	Jr.	B/R	6/6	.182/.269/.318	0/3	<i>Collegiate Baseball</i> preseason All-American
1B	Ben Whetstone	6-6	245	Jr.	L/R	6/6	.143/.240/.143	0/2	Reached safely in 55 of last 60 games
2B	John Privitera	5-8	170	Jr.	L/R	6/6	.304/.407/.391	0/1	Bears 54-29 in his 83 career starts at 2B
SS	Mason Hull	6-0	190	Fr.	R/R	6/6	.167/.167/.278	0/2	First career RBIs at USD (Feb. 23)
3B	Joey Polak	6-3	220	So.	R/R	6/6	.143/.250/.143	0/1	Hits in first 3 games as a Bear (Feb. 15-17)
LF	Logan Geha	5-11	190	Jr.	R/R	6/5	.250/.400/.313	0/1	Reached in all 3 G at Tony Gwynn Legacy
CF	Collin Clayton	6-1	175	Jr.	R/R	6/6	.273/.304/.273	0/0	Hits in last 5 G, .353 BA (6-for-17)
RF	Jack Duffy	5-10	190	Jr.	L/R	5/5	.133/.278/.133	0/1	103 career starts in MSU OF
DH	Brooks Zimmerman	6-2	210	Sr.	R/R	5/4	.333/.375/.400	0/1	Third career 3-hit game vs. Utah (Feb. 16)
IF/OF	Sam Faith	6-3	205	So.	B/R	4/2	.125/.300/.125	0/0	Batted third in MSU opening day lineup
IF/OF	Jordan Fitzpatrick	6-0	190	So.	L/R	1/0	.000/1.000/0.000	0/1	Drew bases-loaded walk in first PA (Feb. 15)
IF	Anthony Herron, Jr.	6-2	240	Fr.	R/R	4/2	.100/.182/.100	0/0	First career hit at USD (Feb. 23)
OF	Dakota Kotowski	6-5	225	Fr.	R/R	1/0	.000/0.000/0.000	0/0	Made MSU debut as PR at USD (Feb. 23)

Pos.	Pitcher	Ht.	Wt.	Class	B/T	G/GS	W-L	Sv	IP	H	K/BB	BAA	ERA
LHP	Davis Schwab	6-4	230	Sr.	L/L	2/1	1-1	0	8.2	10	9/2	.294	4.15
RHP	Logan Wiley	6-0	190	Jr.	R/R	2/2	0-2	0	10.1	15	6/1	.349	6.97
RHP	Hayden Juenger	6-0	175	Fr.	R/R	2/2	0-1	0	5.1	10	4/6	.400	10.12
RHP	Connor Sechler	6-3	195	So.	R/R	2/0	0-0	0	3.1	0	6/0	.000	0.00
RHP	Forrest Barnes	6-0	190	Fr.	R/R	1/0	0-0	0	0.2	1	0/1	.500	0.00
RHP	Logan Thomazin	6-2	200	Fr.	R/R	2/0	0-0	0	6.0	5	7/1	.238	3.00
RHP	Nick Schmidt	6-4	210	Fr.	R/R	3/0	0-0	0	4.2	5	3/1	.294	3.86
LHP	Jake Lochner	6-0	200	Sr.	L/L	2/0	0-0	0	3.0	4	0/4	.364	12.00
LHP	Peyton Carson	6-4	195	Fr.	L/L	2/0	0-0	0	2.0	3	0/0	.333	13.50
LHP	Ben Cruikshank	6-4	165	Fr.	L/L	2/0	0-0	0	3.1	1	1/8	.111	16.20
RHP	Alex Moore	6-8	240	So.	R/R	1/1	0-1	0	2.2	6	0/3	.462	16.88
LHP	Nate Witherspoon	6-4	210	Jr.	L/L	2/0	0-0	0	0.1	0	1/2	.000	27.00

MISSOURI STATE BASEBALL

Games 7-8 | MISSOURI STATE BEARS vs. CENTRAL ARKANSAS BEARS | Feb. 26-27, 2019 | Springfield, Mo. | Hammons Field | KBFL 1060 AM/96.9 FM | ESPN+

MISSOURI STATE QUICK FACTS

Founded 1905
 Location Springfield, Mo.
 Address 901 S. National Ave.
 Springfield, MO 65897
 Web Site MissouriState.edu
 Switchboard (417) 836-5000
 President Clif Smart
 Enrollment 26,182
 Nickname Bears
 School Colors Maroon and White
 National Affiliation NCAA Division I
 Conference Missouri Valley Conference
 Director of Athletics Kyle Moats
 Faculty Athletics Representative James Hutter
 Tickets (417) 836-7678, (888) 476-7849
 MissouriStateBears.com/Tickets

Stadium

Home Facility Hammons Field
 Opened 2004
 Capacity 8,000
 Surface Natural Grass
 Dimensions LF-315/LC-365/CF-400/RC-365/RF-330
 Press Box Phone (417) 832-3029

Baseball Staff

Head Coach Keith Guttin
 (Missouri-St. Louis, '78)
 MSU Record 1,260-781
 (37th year at MSU)
 Overall Record 1,260-781
 (37th year overall)
 Assistant Coach Paul Evans
 (Southern Illinois, '81)
 Assistant Coach Matt Lawson
 (Missouri State, '15)
 Volunteer Assistant Coach Corey Hassel
 Director of Player Development Joe Lincoln
 Graduate Managers Matt Fultz
 Aaron Meyer
 Nick Petree
 Student Assistant Justin Paulsen
 Student Manager Brady Theisen
 Athletic Trainer Jim Penkalski
 Strength & Conditioning Coordinator Jeremiah Frey

Team Information

2018 Overall Record 40-17
 2018 MVC Record (Finish) 18-3 (1st)
 Postseason NCAA Oxford Regional (1-2)
 Lettermen Returning/Lost 19/8
 Starters Returning/Lost 5/4
 Pitchers Returning/Lost 10/3
 Newcomers 13

History

First Season 1964
 All-Time Record (56 seasons) 1,654-1,011-1
 All-Time at Hammons Field (16 seasons) 249-125
 All-Time NCAA D-I Tournament Record 22-24 (11 app.)
 MVC Regular-Season Championships 6
 MVC Tournament Championships 4

Athletics Communications

Location Hammons Student Center, Room 300
 Shipping Address 901 S. National Avenue
 Springfield, MO 65897
 Assistant Director (Primary Baseball Contact) Eric Doennig
 Office Phone (417) 836-4584
 Cell Phone (417) 827-5327
 Email EricDoennig@MissouriState.edu
 Assistant A.D. for Communications Rick Kindhart
 Assistant Director Ben Adamson
 Assistant Kevin Kane
 Graduate Assistants Morganne Lander, Tim McCall, Emily McMillan
 Athletics Web Site MissouriStateBears.com
 Twitter @MSUBearBaseball
 Instagram @MSUBearBaseball
 Facebook MissouriStBears/MSUBearsBaseball

LEADING OFF

After a rocky start to the 2019 campaign, the **Missouri State Bears** return to the friendly confines of Hammons Field Tuesday (Feb. 26) to open the home portion of the schedule, as well as a two-game non-conference set against the **Central Arkansas Bears**. Both games in the series are slated for 3 p.m. first pitches.

The Bears concluded their first trip to the state of California in 24 years Sunday, dropping their fourth straight contest in a 3-2 decision to Fresno State on the final day of the Tony Gwynn Legacy in San Diego. UCA is coming off a pair of non-league series against Missouri Valley Conference foes, including this past weekend when it split a four-game series with Illinois State in Conway.

MSU will open a three-game non-conference series with nationally-ranked UC Irvine Friday (March 1), before concluding their six-game home stand with another midweek tilt vs. Oral Roberts next Tuesday (March 5).

SERIES HISTORIES

Missouri State holds a 15-6 advantage over Central Arkansas in a series that extends back to the 2008 season. MSU has won seven of the last eight games vs. UCA dating back to 2016. The two clubs split an abbreviated two-game series in Conway last February, with Dylan Coleman (8.0 IP, 2 H, 13 K's) and Tyler Gray (7.0 IP, 2 H, 9 K's) locking up in a scoreless duel through nine innings in the opening game, before UCA claimed a 1-0 win in 10 innings. In the nightcap, MSU rallied from a one-run deficit with a four-run sixth inning that was highlighted by **Drew Millas's** two-run single.

SERIES SUMMARY

All-Time Record vs. Central Arkansas	15-6
Home	5-1
Road	8-4
Neutral	2-1
Current Streak	W1
Last 10 Meetings	8-2
2/28/15	Natchitoches, La W, 10-1
3/1/15	Natchitoches, La L, 4-6
2/19/16	Conway W, 12-1
2/20/16	Conway W, 6-5
2/20/16	Conway W, 10-6
3/3/17	Springfield W, 5-0
3/4/17	Springfield W, 5-3
3/5/17	Springfield W, 4-0
2/25/18	Conway L, 0-1
2/25/18	Conway W, 5-2
MSU vs. Southland Conference	42-21
Keith Guttin vs. Central Arkansas	15-6

The Bears swept UCA in a three-game series at Hammons Field in March 2017, posting a pair of shutouts in the series.

WELCOME HOME

Missouri State will open its 2019 home slate Tuesday vs. Central Arkansas looking to extend a recent home-field advantage of unprecedented proportions in the history of the MSU program. The Bears have logged four of their top single-season home win totals since the 2015 season, going 17-6 at home last spring after a 21-7 home mark in 2017, a Hammons Field-record 22 victories in 2016 and the Bears' best-ever home win percentage at Hammons with a 19-3 (.864) mark in 2015.

Those four seasons give the Bears a combined 79-24 (.767) home record over the four-year stretch. The Bears have won 38 of their last 53 regular-season non-conference home games, outscoring their non-league opponents by a 786-494 margin at Hammons Field since the start of the 2015 season.

WHAT A RELIEF

While the Bears have held a lead in just one of their six contests this season to date, the Missouri State bullpen can boast of a recent track record of holding leads. Dating back to May 2014, the Bears relief corps has closed out 153 consecutive victories in which MSU has taken a lead into the ninth inning.

The Bears bullpen has posted an uncharacteristic 7.31 last ERA through the first six games, but two mainstays from last year—sophomore closer **Connor Sechler** and senior lefty **Davis Schwab**—have combined to log 7.2 innings of three-hit relief with 12 strikeouts.

WATCH THE LEATHER, MAN

In addition to serving as a key cog in the Bears' lineup over the past two years, junior first baseman **Ben Whetstone** has proven to be one of the top defensive performers in The Valley as well. The Overland Park, Kan., native moved into the top spot on the Bears' career fielding percentage chart after registering his 25th straight game without a defensive miscue Sunday vs. Fresno State. His 0.993 fielding mark as a Bear narrowly leads Steve Seal (1969-70) in the No. 2 position with a 0.992 percentage among all MSU defenders with at least 150 career fielding chances.

MSU AT HAMMONS FIELD

Year	Games/ Dates	Total Att.	Avg. Att.	W-L	Pct.
2004	19/15	71,297	4,753	10-9	.526
2005	28/28	38,394	1,371	17-11	.607
2006	26/25	25,407	1,016	16-10	.615
2007	29/28	29,027	1,037	15-14	.517
2008	26/24	15,605	650	21-5	.808
2009	25/24	19,102	796	17-8	.680
2010	25/23	13,057	568	14-11	.560
2011	23/22	12,732	579	18-5	.783
2012	28/27	19,116	708	19-9	.679
2013	23/21	11,552	550	14-9	.609
2014	19/18	12,195	677	9-10	.474
2015	22/22	38,800	1,764	19-3	.864
2016	30/29	26,626	918	22-8	.733
2017	28/27	28,691	1,062	21-7	.750
2018	23/22	18,377	835	17-6	.739
Totals	374/355	379,978	1,071	249-125	.666

HAMMONS FIELD TOP CROWDS

Att.	Date	Opponent
9,017	April 2, 2004	Southern Illinois
8,312	April 14, 2004	Missouri
6,756	May 30, 2015	Canisius
6,497	April 28, 2015	Missouri
6,264	May 7, 2004	Illinois State
5,984	April 3, 2004	Southern Illinois
5,656	May 31, 2015	Iowa
5,490	May 18, 2004	Arkansas State
5,351	April 25, 2017	Missouri
5,211	May 30, 2015	Iowa
5,188	April 27, 2004	Kansas
4,723	April 4, 2004	Southern Illinois
4,619	May 8, 2004	Illinois State
4,077	April 12, 2016	Missouri
3,892	May 2, 2006	Missouri
3,812	May 26, 2004	Southern Illinois
3,712	April 17, 2007	Missouri
3,597	May 28, 2004	Wichita State
3,478	April 26, 2005	Missouri

MISSOURI STATE BASEBALL

Games 7-8 | MISSOURI STATE BEARS vs. CENTRAL ARKANSAS BEARS | Feb. 26-27, 2019 | Springfield, Mo. | Hammons Field | KBFL 1060 AM/96.9 FM | ESPN+

MVC STANDINGS

Team	Overall	Pct.	MVC	Pct.
Indiana State	6-0	1.000	0-0	.000
DBU	5-2	.714	0-0	.000
Illinois State	5-2	.714	0-0	.000
Bradley	4-2	.667	0-0	.000
Evansville	3-4	.429	0-0	.000
Southern Illinois	2-3	.400	0-0	.000
Valparaiso	1-4	.200	0-0	.000
Missouri State	1-5	.167	0-0	.000

THIS WEEK IN THE VALLEY

Tuesday, February 26

Indiana State at Western Carolina (3 p.m.)
 Central Arkansas at Missouri State (3 p.m.)
 DBU at Baylor (6:35 p.m.)

Wednesday, February 27

Indiana State at Western Carolina (3 p.m.)
 Central Arkansas at Missouri State (3 p.m.)
 Southern Illinois at Belmont (4 p.m.)

Friday, March 1

Boston College vs. Evansville (11 a.m.)
 Austin Peay at Indiana State (2 p.m.)
 Western Illinois at Southern Illinois (2 p.m.)
 Valparaiso at UNC-Wilmington (3 p.m.)
 Illinois State at Murray State (3 p.m.)
 UC Irvine at Missouri State (3 p.m.)
 Bradley at UTSA (6 p.m.)
 Houston Baptist at DBU (6:30 p.m.)

Saturday, March 2

Boston College vs. Evansville (11 a.m.)
 Illinois State at Murray State (1 p.m.)
 Austin Peay at Indiana State (1 p.m.)
 Valparaiso at UNC-Wilmington (1 p.m.)
 Bradley at UTSA (2 p.m.)
 Houston Baptist at DBU (2 p.m.)
 UC Irvine at Missouri State (2 p.m.)
 Western Illinois at Southern Illinois (2 p.m.)

Sunday, March 3

Bradley at UTSA (11 a.m.)
 Evansville at Eastern Kentucky (11 a.m.)
 Houston Baptist at DBU (1 p.m.)
 Illinois State at Murray State (1 p.m.)
 Austin Peay at Indiana State (1 p.m.)
 Valparaiso at UNC-Wilmington (1 p.m.)
 UC Irvine at Missouri State (1 p.m.)
 Western Illinois at Southern Illinois (1 p.m.)

MVC PRESEASON POLL

No.	Team (First-place votes)	Points
1.	Missouri State (5)	59
2.	DBU (2)	58
3.	Indiana State (1)	49
4.	Bradley	39
5.	Southern Illinois	31
6.	Illinois State	28
7.	Valparaiso	13
8.	Evansville	11

PRESEASON ALL-MVC TEAM

Pos.	Player	Team
1B	Ben Whetstone	Missouri State
2B	Jarrod Watkins	Indiana State
3B	Brendan Dougherty	Bradley
SS	Jimmy Glowenke	DBU
C	Drew Millas	Missouri State
OF	John Rave	Illinois State
OF	Blake Billinger	Valparaiso
OF	Andy Shadid	Bradley
SP	Triston Polley	Indiana State
SP	Luke Eldred	DBU
RP	Jarod Bayless	DBU
RP	Connor Sechler	Missouri State

MILLAS, SECHLER HONORED

After earning All-America honors to spearhead the Bears' 2018 MVC title run, both **Drew Millas** and **Connor Sechler** were tabbed for 2019 preseason All-America honors by *Collegiate Baseball*. Millas posted a career year in helping the Bears to their second consecutive Valley regular-season championship last spring, posting team-best figures for batting (.321), hits (68) and RBIs (61) en route to earning first-team All-MVC and second-team All-America honors from the NCBWA. The catcher/DH recorded 18 multi-hit games and 18 multi-RBI efforts, as well as three separate four-hit games as a sophomore.

Sechler was a freshman All-America choice of both *Collegiate Baseball* and the NCBWA after anchoring the Bears' bullpen with eight saves and a 2.98 earned run average in 2018. The right-hander limited the opposition to a combined .208 batting average, while striking out 59 hitters in 54.1 innings over an MSU freshman-record 32 appearances.

LIFTING THE LID

With its 16-4 setback to Nevada (Feb. 15), Missouri State fell to 24-13 in season openers under head coach **Keith Guttin** and 36-20 overall in such affairs as a program. The Bears' lopsided loss to the Wolf Pack also snapped a six-game MSU opening-game win streak that dated back to their last trip to San Marcos in 2013.

ROAD TO SUCCESS

MSU has proven to be hard to stop on the road over the past four seasons, logging a 67-38 (.638) record in such contests. Including their 25-12 record in neutral-field games over the same stretch, the Bears have gone 92-50 (.648) away from Hammons Field since the start of the 2015 season.

The Bears went 14-8 in true road games a year ago, after logging 19 road wins in 2017 and a program-record 21 wins in 27 road contests in 2015. MSU's 0.857 win percentage on the road that year represented its best since 1978, when it posted an identical percentage with a 12-2 road mark. Coupled with their 9-3 record in neutral field contests in 2015, the Bears' total of 30 wins away from home was second only to national champion Virginia in the Division I ranks and qualified as the best in school history. The Bears also posted the longest road win streak in Division I baseball in 2015, claiming 11-straight victories from March 15 to April 25.

JOHNNY ON THE SPOT

Junior second baseman **John Privitera** recorded a strong opening weekend in Texas, batting .500 over three games for the Bears, including a stretch in which he reached base safely via a hit, walk or hit by pitch in eight consecutive plate appearances. That streak represented the longest by a Bear in nearly three years since Jake Burger's string of reaching base in nine-consecutive plate appearances from March 15-18, 2016.

The Lee's Summit, Mo., product started his season with a pair of hits in MSU's setback to Nevada (Feb. 15), then went 3-for-3 with a steal and three runs scored in the Bears' win over Utah (Feb. 16). Privitera reached base in all five of his trips to the plate and also handled all eight of his defensive chances on the weekend without a miscue.

VALLEY FORECAST

Highlighted by three selections to the 2019 Preseason All-Missouri Valley Conference Baseball Team, Missouri State was the choice of the league's head coaches to claim its third-consecutive conference crown. Leading the Bears' contingent of three preseason All-MVC choices were returning first-team all-conference picks catcher/DH **Drew Millas** and reliever **Connor Sechler**, while reigning MVC Championship Most Outstanding Player **Ben Whetstone** also picked up a nod at first base.

The Bears, ranked as high as No. 24 in *Collegiate Baseball's* Preseason Poll, captured their third NCAA Regional berth in four seasons last spring after becoming just the second Valley school to win back-to-back regular-season titles (joining Wichita State). MSU (59 points) garnered five of the eight first-place votes to edge DBU for the top spot by just one point. The Patriots, who received two first-place votes, out-gained No. 3 Indiana State (49), which picked up the other first-place vote, while Bradley (39) rounded out the top half of the preseason poll.

NON-CON DOMINATION

MSU has been nearly unstoppable against non-conference competition over the last four seasons, compiling an 86-43 (.667) record in regular-season games versus non-league foes since the start of the 2015 season. The Bears, who have won 38 of their last 53 regular-season non-conference home games, outscoring their non-league opponents by a 786-494 margin at Hammons Field over the same stretch.

2019 HONORS

- Drew Millas**
- Collegiate Baseball Preseason All-America (third team)
 - Preseason All-MVC
- Connor Sechler**
- Collegiate Baseball Preseason All-America (third team)
 - NCBWA Stopper of the Year Watch List
 - Preseason All-MVC
- Ben Whetstone**
- Preseason All-MVC

2018 HONORS

- Ty Buckner**
- Collegiate Baseball Freshman All-America
 - All-MVC (first team)
- Jack Duffy**
- MVC Scholar-Athlete Team (OF)
- Keith Guttin**
- Dan Callahan MVC Coach of the Year
- Drew Millas**
- NCBWA All-America (second team)
 - ABCA All-Midwest Region (second team)
 - All-MVC (first team)
 - MVC Scholar-Athlete Team (DH)
 - MVC Player of the Week (March 5; April 9; April 23)
- John Privitera**
- All-MVC (first team)
 - MVC Championship All-Tournament Team (2B)
- Connor Sechler**
- Collegiate Baseball Freshman All-America
 - NCBWA Freshman All-America
 - All-MVC (first team)
 - MVC Championship All-Tournament Team (P)
 - MVC Pitcher of the Week (April 2)
- Ben Whetstone**
- MVC Championship Most Valuable Player
 - MVC Championship All-Tournament Team (OF)
 - MVC Scholar-Athlete Team (1B)
- Logan Wiley**
- All-MVC (honorable mention)
- Brooks Zimmerman**
- MVC Championship All-Tournament Team (OF)

MISSOURI STATE BASEBALL

Games 7-8 | MISSOURI STATE BEARS vs. CENTRAL ARKANSAS BEARS | Feb. 26-27, 2019 | Springfield, Mo. | Hammons Field | KBFL 1060 AM/96.9 FM | ESPN+

MSU RECORD BY POSITION

C-	Millas 5 (1-4), Geha 1 (0-1)
1B-	Whetstone 6 (1-5)
2B-	Privitera 6 (1-5)
3B-	Polak 6 (1-5)
SS-	Hull 6 (1-5)
LF-	Geha 4 (1-3), Zimmerman 2 (0-2)
CF-	Clayton 6 (1-5)
RF-	Duffy 5 (1-4), Zimmerman 1 (0-1)
DH-	Faith 2 (0-2), Herron 2 (0-2), Millas 1 (0-1), Zimmerman 1 (1-0)
P-	Juenger 2 (1-1), Wiley 2 (0-2), Moore 1 (0-1), Schwab 1 (0-1)

MSU RECORD BY BATTING ORDER

1st-	Privitera 5 (1-4), Clayton 1 (0-1)
2nd-	Millas 5 (0-5), Clayton 1 (1-0)
3rd-	Whetstone 2 (0-2), Duffy 1 (0-1), Faith 1 (0-1), Millas 1 (1-0), Zimmerman 1 (0-1)
4th-	Zimmerman 3 (1-2), Polak 3 (0-3)
5th-	Whetstone 2 (0-2), Duffy 2 (0-2), Herron 1 (0-1), Polak 1 (1-0)
6th-	Clayton 3 (0-3), Duffy 1 (1-0), Faith 1 (0-1), Geha 1 (0-1)
7th-	Geha 3 (1-2), Duffy 1 (0-1), Polak 1 (0-1), Whetstone 1 (0-1)
8th-	Clayton 1 (0-1), Geha 1 (0-1), Herron 1 (0-1), Hull 1 (0-1), Polak 1 (0-1), Whetstone 1 (1-0)
9th-	Hull 5 (1-4), Privitera 1 (0-1)

MSU HIT STREAKS

Category	Current	2019	Career
Collin Clayton	5	5	5
Drew Millas	2	2	6
Brooks Zimmerman	2	2	4
John Privitera	1	2	4
Joey Polak	0	3	3
Ben Whetstone	0	2	13
Jack Duffy	0	2	7
Logan Geha	0	2	4
Sam Faith	0	1	1
Anthony Herron	0	1	1
Mason Hull	0	1	1
Jordan Fitzpatrick	0	0	2

MSU REACHED BASE STREAKS

Category	Current	2019	Career
Collin Clayton	5	5	5
Ben Whetstone	3	3	31
Logan Geha	3	3	7
Drew Millas	2	2	16
Brooks Zimmerman	2	2	5
Jordan Fitzpatrick	2	1	4
John Privitera	1	2	16
Jack Duffy	1	2	8
Joey Polak	0	3	3
Mason Hull	0	2	2
Sam Faith	0	1	2
Anthony Herron	0	1	1

IN RARE COMPANY

With Missouri State's 4-2 win over Indiana State at the 2018 MVC Championship, Bears head coach **Keith Guttin** moved past Jack Stallings for sole possession of the No. 20 spot on the NCAA's Division I career coaching wins list.

With a career record of 1,260-778 (.618), Guttin needs 11 more wins to catch legendary Miami coach Ron Fraser (1,271) in the 19th position on the chart. Guttin is the second-winningest coach in MVC history, while his win total ranked fifth among all active Division I head coaches entering the 2019 season, his 37th at the Bears' helm.

CARDIAC CUBS

The Bears were in control from the first inning of their initial victory of 2019 against Utah (Feb. 16), but MSU has made the comeback rally an artform in accumulating the most overall victories over a four-year period (170) in program history. Since the start of the 2015 season, the Bears have rallied for a victory on 80 separate occasions, including 21 times last spring, which represented 52.5 percent of their overall season win total (40).

BEARS IN THE PRO RANKS

Three Missouri State baseball standouts reached contractual agreements with professional organizations after being selected in the 2018 Major League Baseball First-Year Player Draft. Second-round pick **Jeremy Eierman** agreed to terms with the Oakland Athletics after the club selected the two-time All-American shortstop 70th overall in the June draft, while fellow MSU juniors **Dylan Coleman** (fourth round) and **Hunter Steinmetz** (11th round) followed suit by reaching deals with San Diego and Toronto, respectively. Eierman and Coleman became the 14th and 15th Bears to be taken in the top 10 rounds of the MLB Draft over the last decade.

Additionally, former Missouri State baseball standout **Matt Hall** became the 20th Bear to receive a call up to the big leagues last year. Hall became the fourth former Bear to earn a Major League roster spot, following **Luke Voit** and **Pierce Johnson** in 2017, and **Buddy Baumann** in 2016.

BEARS ESPN BROADCAST SCHEDULE

Date	Opponent	Outlet	Time
Feb. 26	Central Arkansas	ESPN+	3 p.m.
Feb. 27	Central Arkansas	ESPN+	3 p.m.
March 5	Oral Roberts	ESPN+/ESPN3	3 p.m.
March 26	Arkansas	ESPN+/ESPN3	6:30 p.m.
March 27	Kansas	ESPN+/ESPN3	6:30 p.m.
March 29	Indiana State	ESPN+/ESPN3	6:30 p.m.
March 30	Indiana State	ESPN+/ESPN3	2 p.m.
March 31	Indiana State	ESPN+/ESPN3	1 p.m.
April 5	at Southern Illinois	ESPN+/ESPN3	6:30 p.m.
April 6	at Southern Illinois	ESPN+/ESPN3	2 p.m.
April 7	at Southern Illinois	ESPN+/ESPN3	1 p.m.
April 12	at Illinois State	ESPN+/ESPN3	5 p.m.
April 16	Missouri	ESPN+/ESPN3	6:30 p.m.
April 26	Bradley	ESPN+/ESPN3	2 p.m.
April 28	Bradley	ESPN+/ESPN3	11 a.m.
May 2	DBU	ESPNU	6 p.m.
May 3	DBU	ESPN+/ESPN3	6:30 p.m.
May 4	DBU	ESPN+/ESPN3	2 p.m.
May 7	Wichita State	ESPN+/ESPN3	6:30 p.m.
May 10	at Evansville	ESPN+/ESPN3	6 p.m.
May 11	at Evansville	ESPN+/ESPN3	2 p.m.
May 12	at Evansville	ESPN+/ESPN3	1 p.m.
May 17	Valparaiso	ESPN+/ESPN3	2 p.m.

NCAA DIVISION I WINNINGEST ACTIVE COACHES

No.	Coach (School)	W-L-T	Pct.
1	Mike Martin (Florida State)	1,987-713-4	.736
2	Mike Fox (North Carolina)	1,429-521-5	.732
3	Paul Mainieri (LSU)	1,415-721-7	.662
4	John Anderson (Minnesota)	1,288-860-3	.599
5	Keith Guttin (MSU)	1,259-776-0	.619
6	Danny Hall (Georgia Tech)	1,227-649-1	.654
7	Gary Gilmore (Coastal Carolina)	1,180-578-3	.671
8	Tony Robichaux (UL Lafayette)	1,149-736-2	.609
9	Mike Sansing (Kennesaw State)	1,092-634-0	.633
10	Elliott Avent (NC State)	1,057-722-0	.594
11	Brian Shoop (UAB)	1,027-656-1	.610
12	Bill Brown (George Mason)	1,026-945-7	.520
13	Dave Van Horn (Arkansas)	1,014-532-0	.656
14	Rich Hill (San Diego)	1,002-701-4	.588
15	Paul Kostacopoulos (Navy)	915-619-7	.596

*Career coaching records entering the 2019 season

GUTTIN'S MILESTONE VICTORIES

Win	Date	Result (Site)
1	3/5/83	MSU 8, Indiana State 2 (Meador Park)
100	3/11/86	MSU 7, Jacksonville 5 (Jacksonville, Fla.)
200	4/16/88	MSU 4, Eastern Illinois 2 (Charleston, Ill.)
300	5/13/90	MSU 9, Eastern Illinois 2 (Chicago, Ill.)
*395	5/1/93	MSU 9, UNI 2 (Meador Park)
400	5/9/93	MSU 7, Wichita State 6 (Meador Park)
500	5/17/96	MSU 8, Wichita State 7 (Wichita, Kan.)
600	4/24/99	MSU 13, UNI 7 (Meador Park)
700	5/4/02	MSU 5, Wichita State 1 (Wichita, Kan.)
800	5/11/05	MSU 15, Kansas 6 (Hammons Field)
900	5/11/08	MSU 7, Middle Tennessee 6 (Hammons Field)
1,000	3/3/12	MSU 3, Northwestern State 2 (Natchitoches, La.)
1,100	3/17/15	MSU 10, UALR 3 (Hammons Field)
1,200	4/18/17	MSU 5, Missouri 3 (Columbia, Mo.)
1,250	5/11/18	MSU 5, Southern Illinois 3 (Hammons Field)

*Surpassed Bill Rowe for the all-time Missouri State record for coaching victories

BEARS ON RADIO

Once again in 2019, Meyer Communications is slated to provide live radio coverage of all 56 Missouri State regular-season games, plus all Bears' games in the Missouri Valley Conference Tournament and any 2019 postseason play. The broadcasts can be heard primarily on **KBFL 1060 AM** and **96.9 FM** in Springfield with Art Hains, Ben Goss and Corey Riggs describing the action. An online audio stream is available through KBFL's website via RadioSpringfield.com.

BEARS ON ESPN

Missouri State University, in conjunction with SIDEARM Sports, launched a new partnership in August 2016, unveiling a reconstructed **MissouriStateBears.com**, the official MSU Athletics web site. The revamped MissouriStateBears.com will provide MSU fans with improved features and overall customer service. The new-and-improved site uses the latest technology to provide fans with a seamless, robust experience unique to Missouri State University.

In 2015, ESPN and the Missouri Valley Conference announced a 10-year extension to their current media rights agreement that will provide increased coverage of conference events across ESPN platforms through the 2023-24 academic year. Fans can keep tabs on the Bears through **The Valley on ESPN**. As part of the deal, ESPN, the MVC and its 10 member institutions will work jointly to develop in-house production capabilities at each campus that will provide significant coverage for multiple sports on ESPN+/ESPN3.

MISSOURI STATE BASEBALL

Games 7-8 | MISSOURI STATE BEARS vs. CENTRAL ARKANSAS BEARS | Feb. 26-27, 2019 | Springfield, Mo. | Hammons Field | KBFL 1060 AM/96.9 FM | ESPN+

2019 MULTI-HIT GAMES

Name	2	3	4	5+	Total
John Privitera	1	1	0	0	2
Brooks Zimmerman	0	1	0	0	1
Logan Geha	1	0	0	0	1
Team	2	2	0	0	4

CAREER MULTI-HIT GAMES

Name	2	3	4	5+	Total
Drew Millas	18	6	3	0	27
Jack Duffy	15	5	0	0	20
John Privitera	11	3	0	0	14
Ben Whetstone	10	2	1	0	13
Logan Geha	7	0	0	0	7
Brooks Zimmerman	3	3	0	0	6
Jordan Fitzpatrick	1	0	0	0	1
Team	65	19	4	0	88

2019 MULTI-RBI GAMES

Name	2	3	4	5+	Total
Drew Millas	1	0	0	0	1
Team	1	0	0	0	1

CAREER MULTI-RBI GAMES

Name	2	3	4	5+	Total
Drew Millas	16	6	2	0	24
Ben Whetstone	10	1	1	0	12
Jack Duffy	6	4	0	0	10
Logan Geha	4	1	0	0	5
Brooks Zimmerman	3	2	0	0	5
John Privitera	1	2	1	0	4
Sam Faith	1	0	0	0	1
Jordan Fitzpatrick	0	1	0	0	1
Team	41	17	4	0	62

GAME-WINNING RBI

Name	'16	'17	'18	'19	Total
Drew Millas	-	2	6	1	9
Ben Whetstone	-	0	6	0	6
Jack Duffy	-	1	3	0	4
Brooks Zimmerman	-	-	4	0	4
Logan Geha	-	1	2	0	3
John Privitera	-	0	3	0	3
Jordan Fitzpatrick	-	-	2	0	2
Team	0	4	26	1	31

STARTING PITCHERS GAME-BY-GAME

Hayden Juenger

Date	Opponent	IP	H	R	ER	BB	SO	WP	BK	HBP	Score	Record
2/16	vs. Utah	*3.1	5	2	2	3	2	0	1	0	(ND) 6-2	0-0
2/23	at San Diego	*2.0	5	4	4	3	2	0	0	0	(L) 4-14	0-1

Alex Moore

Date	Opponent	IP	H	R	ER	BB	SO	WP	BK	HBP	Score	Record
2/17	at Texas State	*2.2	6	5	5	3	0	0	0	0	(L) 0-10	0-1

Davis Schwab

Date	Opponent	IP	H	R	ER	BB	SO	WP	BK	HBP	Score	Record
2/16	vs. Utah	4.1	3	0	0	1	6	0	1	1	(W) 6-2	1-0
2/22	vs. Cal State Fullerton	*4.1	7	5	4	1	3	0	0	0	(L) 0-7	1-1

Logan Wiley

Date	Opponent	IP	H	R	ER	BB	SO	WP	BK	HBP	Score	Record
2/15	vs. Nevada	*4.1	6	5	5	0	2	0	0	3	(L) 4-16	0-1
2/24	vs. Fresno State	*6.0	9	3	3	1	4	0	0	0	(L) 2-3	0-2

* game started


BEARS MISCELLANEOUS

Home	0-0	Out-hit opponents	1-0
Away	0-2	Out-hit by opponents	0-5
Neutral	1-4	Matching hits	0-0
Day games	1-4	On Friday	0-2
Night games	0-1	On Saturday	1-1
On turf	0-0	On Sunday	0-2
On turf infield/grass outfield	0-0	In February	1-5
On grass	1-5	Last 5 games	1-4
Wearing black jersey/white hat	0-1	Last 10 games	3-7
Wearing maroon Bears jersey/maroon hat	0-1		
Wearing maroon MoState jersey/maroon hat	0-1		
Wearing maroon MoState jersey/white hat	1-0		
Wearing white jersey/maroon hat	0-1		
In Texas	1-2		
In California	0-3		
Doubleheaders	0-0		
Extra innings	0-0		
vs. Ranked teams	0-1		
vs. Unranked teams	1-4		
vs. Starting LHP	1-2		
vs. Starting RHP	0-3		
One-run games	0-1		
Five+ run games	0-4		
When scoring 0-2 runs	0-3		
When scoring 3-5 runs	0-2		
When scoring 6-9 runs	1-0		
When scoring 10+ runs	0-0		
When opponent scores 0-2 runs	1-0		
When opponent scores 3-5 runs	0-1		
When opponent scores 6-9 runs	0-1		
When opponent scores 10+ runs	0-3		
Shutouts	0-2		
Missouri State scores first	1-0		
Opponent scores first	0-5		
Missouri State scores in first inning	1-0		
Opponent scores in first inning	0-4		
Leading after six	1-0		
Trailing after six	0-5		
Tied after six	0-0		
Leading after seven	1-0		
Trailing after seven	0-5		
Tied after seven	0-0		
Leading after eight	1-0		
Trailing after eight	0-5		
Tied after eight	0-0		

MISSOURI STATE BASEBALL

Games 7-8 | MISSOURI STATE BEARS vs. CENTRAL ARKANSAS BEARS | Feb. 26-27, 2019 | Springfield, Mo. | Hammons Field | KBFL 1060 AM/96.9 FM | ESPN+

RETIRED NUMBERS



Bill Rowe

On Saturday, May 8, 2004, former head baseball coach and director of athletics **Bill Rowe** became the first person in the 48-year history of the MSU baseball program to have his number retired.

Rowe guided the baseball Bears as head coach for 19 years from the start of the program in 1964 through its final season in NCAA Division II in 1982. He led the Bears to a 394-230-1 record and four Division II College World Series appearances. Under Rowe, the Bears finished as national runners-up in 1969 and finished third nationally in 1970 (just the sixth and seventh years of the program). As athletic director, Rowe guided the Bears from

Division II to Division I and saw the Bears change leagues from the MIAA and Mid-Continent Conferences to a current membership in the Missouri Valley Conference.

The retirement ceremony for Rowe's jersey was held prior to the Bears' doubleheader against Illinois State.

The indoor practice facility at Hammons Field also bears Rowe's name as of January 30, 2010.



Ryan Howard

On Dec. 18, 2010, Missouri State retired the No. 6 jersey of former Bear and 2006 National League Most Valuable Player **Ryan Howard** at JQH Arena.

A St. Louis native who played at Missouri State from 1999-2001, Howard finished his collegiate career with 50 home runs, 183 RBIs and a .335 career average in 172 games. He was the 1999 Missouri Valley Conference Freshman of the Year and MSU's A.E. "Ted" Willis Most Valuable Player in 2000.

Since being drafted by Philadelphia in the fifth round of the 2001 draft, Howard has enjoyed a standout professional career. His long list of accomplishments as a member of

the Phillies includes 2005 National League Rookie of the Year, 2006 NL MVP, 2006 Home Run Derby champion, 2008 World Series champion, 2009 NLCS MVP and three All-Star selections.

Howard debuted with the Phillies in 2004, accumulating a career batting average of .258 with 382 homers and 1,194 RBIs in 1,572 MLB games over 13 seasons.



BEARS IN THE BIGS

- Scott Bailes
- Mark Bailey
- Buddy Baumann
- Scott Carroll
- Matt Cepicky
- Ross Detwiler
- Bart Evans
- Jeff Gray
- Matt Hall
- Jason Hart
- Ryan Howard
- Pierce Johnson
- Mike Kickham
- Shaun Marcum
- Bill Mueller
- Matt Palmer
- John Rheinecker
- Brett Sinkbeil
- Luke Voit* (New York Yankees)
- Brad Ziegler

*Active on MLB roster

2019 SERIES BREAKDOWN

Series	W-L	Hitting Avg.	R	2B	HR	SB	FLD%	Pitching ERA	SO/BB	BAA
Nevada	0-1	.212	4	2	0	0	.971	16.00	6/5	.378
Utah	1-0	.364	6	3	0	1	.947	2.00	10/4	.235
Texas State	0-1	.069	0	0	0	0	.971	9.00	4/8	.290
Cal State Fullerton	0-1	.167	0	0	0	1	.925	6.00	8/5	.324
San Diego	0-1	.206	4	2	0	0	.970	12.38	2/11	.333
Fresno State	0-1	.188	2	0	0	0	.944	3.38	8/1	.281
Central Arkansas										
UC Irvine										
Oral Roberts										
Arkansas State										
Oklahoma State										
Oklahoma										
UC Santa Barbara										
Arkansas										
Kansas										
Indiana State										
Southeast Missouri										
Murray State										
Southern Illinois										
Illinois State										
Missouri										
New Orleans										
Bradley										
Wichita State										
DBU										
Evansville										
Valparaiso										

SINGLE-GAME HIGHS

Batting	Individual	Team
At Bats	5, (4 times)	34 at San Diego (2/23)
Runs	3, John Privitera vs. Utah (2/16)	6 vs. Utah (2/16)
Hits	3, John Privitera vs. Utah (2/16)	12 vs. Utah (2/16)
	3, Brooks Zimmerman vs. Utah (2/16)	
Doubles	1, (7 times)	3 vs. Utah (2/16)
Triples	1, Drew Millas vs. Fresno State (2/24)	1, vs. Fresno State (2/24)
Home Runs	NA	NA
Runs Batted In	2, Drew Millas vs. Utah (2/16)	5 vs. Utah (2/16)
	2, Mason Hull at San Diego (2/23)	
Total Bases	4, John Privitera vs. Utah (2/16)	15 vs. Utah (2/16)
	4, Drew Millas vs. Fresno State (2/24)	
Stolen Bases	1, John Privitera vs. Utah (2/16)	1 vs. Utah (2/16)
	1, Logan Geha vs. Cal State Fullerton (2/22)	1 vs. Cal State Fullerton (2/22)
Walks	2, Jack Duffy vs. Nevada (2/15)	6 vs. Nevada (2/15)
Strikeouts	4, Joey Polak vs. Cal State Fullerton (2/22)	13 vs. Fresno State (2/24)
Fielding	Individual	Team
Putouts	10, Drew Millas, vs. Utah (2/16)	27 (3 times)
Assists	5, John Privitera vs. Cal State Fullerton (2/22)	10 (3 times)
Errors	2, John Privitera vs. Cal State Fullerton (2/22)	3 vs. Cal State Fullerton (2/22)
Double Plays	2, Ben Whetstone (2 times)	2 vs. Cal State Fullerton (2/22)
	2, John Privitera vs. Cal State Fullerton (2/22)	2 at San Diego (2/23)
	2, Mason Hull vs. Cal State Fullerton (2/22)	
Pitching	Individual	Team
Innings Pitched	6.0, Logan Wiley vs. Fresno State (2/24)	9.0 (3 times)
Runs Allowed	5, (4 times)	16 vs. Nevada (2/15)
Earned Runs Allowed	5, Logan Wiley vs. Nevada (2/15)	16 vs. Nevada (2/15)
	5, Alex Moore at Texas State (2/17)	
Hits Allowed	9, Logan Wiley vs. Fresno State (2/24)	14 vs. Nevada (2/15)
Walks	5, Ben Cruikshank at San Diego (2/23)	11 at San Diego (2/23)
Strikeouts	6, Davis Schwab vs. Utah (2/16)	10 vs. Utah (2/16)

MISSOURI STATE BASEBALL

Games 7-8 | MISSOURI STATE BEARS vs. CENTRAL ARKANSAS BEARS | Feb. 26-27, 2019 | Springfield, Mo. | Hammons Field | KBFL 1060 AM/96.9 FM | ESPN+

SEASON RESULTS

Date	MSU Totals	Opponent	Opp. Totals	W/L	Record	Winner	Loser	Save	Highlights
2/15	4-7-1	vs. Nevada ^A	16-12-0	L	0-1	Anderson (1-0)	WILEY (0-1)	--	UNR scores in 8 of 9 inn.; Geha 2-3, 2B, BB
2/16	6-12-1	vs. Utah ^A	2-8-1	W	1-1	SCHWAB (1-0)	Pierce (0-1)	--	Schwab 4.1 IP, 3 H, 0 R, 6 K's; Privitera 3-3, 3 R, SB
2/17	0-2-1	at Texas State ^A	10-9-0	L	1-2	Reich (1-0)	MOORE (0-1)	--	Bears blanked on 2 H; Thomazin 3.1 IP, 2 H, 1 ER, 2 K's
2/22	0-5-3	vs. Cal State Fullerton [@]	7-11-0	L	1-3	Bibee (2-0)	SCHWAB (1-1)	--	Bibee 7.0 SHO IP, 8 K's; Thomazin 2.2 IP, 5 K's
2/23	4-7-1	at San Diego [@]	14-10-0	L	1-4	Hendrickson (2-0)	JUENGER (0-1)	--	USD scores 8 runs in first 3 inn.; Ricketts 2-3, 6 RBIs
2/24	2-6-2	vs. Fresno State [@]	3-9-0	L	1-5	Moore (1-0)	WILEY (0-2)	Arias (2)	3-run 4th lifts Fresno; Sechler 2.0 IP, 4 K's; Millas 2-3, 3B, RBI
2/26		Central Arkansas							
2/27		Central Arkansas							
3/1		UC Irvine							
3/2		UC Irvine							
3/3		UC Irvine							
3/5		Oral Roberts							
3/8		at Arkansas State							
3/9		at Arkansas State							
3/10		at Arkansas State							
3/12		at Oklahoma State							
3/13		at Oral Roberts							
3/15		at Oklahoma							
3/16		at Oklahoma							
3/17		at Oklahoma							
3/22		at UC Santa Barbara							
3/23		at UC Santa Barbara							
3/24		at UC Santa Barbara							
3/26		Arkansas							
3/27		Kansas							
3/29		Indiana State ^A							
3/30		Indiana State ^A							
3/31		Indiana State ^A							
4/2		at Southeast Missouri							
4/3		at Murray State							
4/5		at Southern Illinois ^A							
4/6		at Southern Illinois ^A							
4/7		at Southern Illinois ^A							
4/9		at Kansas							
4/12		at Illinois State ^A							
4/13		at Illinois State ^A							
4/14		at Illinois State ^A							
4/16		Missouri							
4/18		New Orleans							
4/19		New Orleans							
4/20		New Orleans							
4/23		at Missouri							
4/26		Bradley ^A							
4/27		Bradley ^A							
4/28		Bradley ^A							
4/30		at Wichita State							
5/2		DBU ^A							
5/3		DBU ^A							
5/4		DBU ^A							
5/7		Wichita State							
5/10		at Evansville ^A							
5/11		at Evansville ^A							
5/12		at Evansville ^A							
5/16		Valparaiso ^A							
5/17		Valparaiso ^A							
5/18		Valparaiso ^A							

* Missouri Valley Conference game; ^A at Texas State Tournament (San Marcos, Texas); [@] at Tony Gwynn Legacy (San Diego, Calif.)

Record Breakdown: 1-5 overall, 1-5 non-conference; 0-2 away; 0-0 home; 1-3 neutral; 1-5 February; 1-4 day games; 0-1 night games; longest winning streak - 1; longest losing streak - 4

MISSOURI STATE BASEBALL

Games 7-8 | MISSOURI STATE BEARS vs. CENTRAL ARKANSAS BEARS | Feb. 26-27, 2019 | Springfield, Mo. | Hammons Field | KBFL 1060 AM/96.9 FM | ESPN+

OVERALL BATTING-FIELDING STATISTICS

Record: 1-5 Home: 0-0 Away: 0-2 Neutral: 1-3 MVC: 0-0

Player	avg	gp-gs	ab	r	h	2b	3b	hr	rbi	tb	slg%	bb	hp	so	gdp	ob%	sf	sh	sb-att	po	a	e	fld%
Zimmerman,Brooks	.333	5-4	15	1	5	1	0	0	1	6	.400	1	0	3	0	.375	0	0	0-0	4	0	0	1.000
Privitera,John	.304	6-6	23	4	7	2	0	0	1	9	.391	2	2	8	0	.407	0	0	1-2	7	14	3	.875
Clayton,Collin	.273	6-6	22	1	6	0	0	0	0	6	.273	1	0	4	1	.304	0	1	0-0	17	0	0	1.000
Geha,Logan	.250	6-5	16	2	4	1	0	0	1	5	.313	3	1	6	0	.400	0	0	1-1	22	1	0	1.000
Millas,Drew	.182	6-6	22	2	4	1	1	0	3	7	.318	3	0	5	0	.269	1	0	0-0	31	1	0	1.000
Hull,Mason	.167	6-6	18	1	3	2	0	0	2	5	.278	0	0	5	0	.167	0	0	0-1	9	13	2	.917
Polak,Joey	.143	6-6	21	1	3	0	0	0	1	3	.143	2	1	14	0	.250	0	0	0-0	2	10	2	.857
Whetstone,Ben	.143	6-6	21	2	3	0	0	0	2	3	.143	3	0	4	0	.240	1	0	0-1	48	1	0	1.000
Duffy,Jack	.133	5-5	15	1	2	0	0	0	1	2	.133	3	0	1	0	.278	0	0	0-0	12	1	0	1.000
Faith,Sam	.125	4-2	8	0	1	0	0	0	0	1	.125	0	2	2	0	.300	0	0	0-0	0	1	0	1.000
Herron,Anthony	.100	4-2	10	1	1	0	0	0	0	1	.100	1	0	4	0	.182	0	0	0-0	0	0	0	.000
Fitzpatrick,Jordan	.000	1-0	0	0	0	0	0	0	1	0	.000	1	0	0	0	1.000	0	0	0-0	0	0	0	.000

Kotowski,Dakota	.000	1-0	0	0	0	0	0	0	0	0	.000	0	0	0	0	.000	0	0	0-0	0	0	0	.000
Totals	.204	6	191	16	39	7	1	0	13	48	.251	20	6	56	1	.297	2	1	2-5	153	53	9	.958
Opponents	.308	6	198	52	61	7	5	5	45	93	.470	34	15	38	5	.437	5	6	10-11	162	48	1	.995

LOB - Team (42), Opp (53). DPs turned - Team (6), Opp (1).

OVERALL PITCHING STATISTICS

(All games Sorted by Earned run avg)

Player	era	w-l	app	gs	cg	sho	sv	ip	h	r	er	bb	so	2b	3b	hr	b/avg	wp	hp	bk	sfa	sha
Sechler,Connor	0.00	0-0	2	0	0	0/0	0	3.1	0	0	0	0	6	0	0	0	.000	0	1	0	0	0
Barnes,Forrest	0.00	0-0	1	0	0	0/0	0	0.2	1	0	0	1	0	0	0	0	.500	0	0	0	0	0
Thomazin,Logan	3.00	0-0	2	0	0	0/0	0	6.0	5	2	2	1	7	1	0	0	.238	1	3	0	1	0
Schmidt,Nick	3.86	0-0	3	0	0	0/0	0	4.2	5	2	2	1	3	1	0	2	.294	1	2	0	1	0
Schwab,Davis	4.15	1-1	2	1	0	0/0	0	8.2	10	5	4	2	9	1	0	1	.294	0	1	1	0	1
Wiley,Logan	6.97	0-2	2	2	0	0/0	0	10.1	15	8	8	1	6	0	2	1	.349	0	3	0	1	1
Juenger,Hayden	10.12	0-1	2	2	0	0/0	0	5.1	10	6	6	6	4	0	1	0	.400	0	0	1	1	0
Lochner,Jake	12.00	0-0	2	0	0	0/0	0	3.0	4	5	4	4	0	2	1	0	.364	0	1	0	0	2
Carson,Peyton	13.50	0-0	2	0	0	0/0	0	2.0	3	3	3	0	0	0	1	1	.333	0	1	0	0	0
Cruikshank,Ben	16.20	0-0	2	0	0	0/0	0	3.1	1	9	6	8	1	0	0	0	.111	0	1	0	0	2
Moore,Alex	16.88	0-1	1	1	0	0/0	0	2.2	6	5	5	3	0	1	0	0	.462	0	0	0	1	0
Witherspoon,Nate	27.00	0-0	2	0	0	0/0	0	0.1	0	1	1	2	1	0	0	0	.000	0	0	0	0	0
Ramos,Javier	40.50	0-0	2	0	0	0/0	0	0.2	1	4	3	3	1	1	0	0	.333	0	2	0	0	0
Gibbs,Zach	99.00	0-0	1	0	0	0/0	0	0.0	0	2	2	2	0	0	0	0		1	0	0	0	0
Totals	8.12	1-5	6	6	0	0/0	0	51.0	61	52	46	34	38	7	5	5	.308	3	15	2	5	6
Opponents	2.67	5-1	6	6	0	2/2	1	54.0	39	16	16	20	56	7	1	0	.204	5	6	1	2	1

Pickoffs - Team (1), Thomazin,L. 1, Opp (1).

MISSOURI STATE BASEBALL

Games 7-8 | MISSOURI STATE BEARS vs. CENTRAL ARKANSAS BEARS | Feb. 26-27, 2019 | Springfield, Mo. | Hammons Field | KBFL 1060 AM/96.9 FM | ESPN+

ROAD BATTING-FIELDING STATISTICS

Record: 0-2 Home: 0-0 Away: 0-2 MVC: 0-0

Player	avg	gp-gs	ab	r	h	2b	3b	hr	rbi	tb	slg%	bb	hp	so	qdp	ob%	sf	sh	sb-att	po	a	e	fld%
Clayton,Collin	.333	2-2	6	0	2	0	0	0	0	2	.333	1	0	1	0	.429	0	0	0-0	6	0	0	1.000
Whetstone,Ben	.286	2-2	7	1	2	0	0	0	1	2	.286	0	0	1	0	.286	0	0	0-0	15	0	0	1.000
Hull,Mason	.250	2-2	4	0	1	1	0	0	2	2	.500	0	0	0	0	.250	0	0	0-0	2	3	0	1.000
Herron,Anthony	.200	2-1	5	1	1	0	0	0	0	1	.200	1	0	2	0	.333	0	0	0-0	0	0	0	.000
Polak,Joey	.167	2-2	6	0	1	0	0	0	0	1	.167	1	1	4	0	.375	0	0	0-0	0	7	1	.875
Zimmerman,Brooks	.125	2-2	8	1	1	1	0	0	0	2	.250	0	0	3	0	.125	0	0	0-0	3	0	0	1.000
Millas,Drew	.125	2-2	8	0	1	0	0	0	0	1	.125	1	0	2	0	.222	0	0	0-0	8	0	0	1.000
Privitera,John	.000	2-2	9	0	0	0	0	0	0	0	.000	0	0	5	0	.000	0	0	0-0	3	2	0	1.000
Geha,Logan	.000	2-1	4	1	0	0	0	0	0	0	.000	1	0	1	0	.200	0	0	0-0	8	0	0	1.000
Duffy,Jack	.000	1-1	3	0	0	0	0	0	0	0	.000	0	0	0	0	.000	0	0	0-0	2	0	0	1.000
Faith,Sam	.000	2-1	3	0	0	0	0	0	0	0	.000	0	1	1	0	.250	0	0	0-0	0	1	0	1.000
Kotowski,Dakota	.000	1-0	0	0	0	0	0	0	0	0	.000	0	0	0	0	.000	0	0	0-0	0	0	0	.000
Totals	.143	2	63	4	9	2	0	0	3	11	.175	5	2	20	0	.229	0	0	0-0	48	18	2	.971
Opponents	.311	2	61	24	19	4	2	0	20	27	.443	19	3	6	1	.482	2	4	5-5	54	16	0	1.000

LOB - Team (12), Opp (17). DPs turned - Team (2).

ROAD PITCHING STATISTICS

(Away games Sorted by Earned run avg)

Player	era	w-l	app	gs	cg	sho	sv	ip	h	r	er	bb	so	2b	3b	hr	b/avg	wp	hp	bk	sfa	sha
Schmidt,Nick	0.00	0-0	1	0	0	0/0	0	1.0	1	0	0	0	2	0	0	0	.250	1	0	0	0	0
Carson,Peyton	0.00	0-0	1	0	0	0/0	0	1.0	0	0	0	0	0	0	0	0	.000	0	0	0	0	0
Thomazin,Logan	2.70	0-0	1	0	0	0/0	0	3.1	2	1	1	0	2	1	0	0	.167	1	2	0	0	0
Cruikshank,Ben	6.00	0-0	1	0	0	0/0	0	3.0	1	5	2	5	0	0	0	0	.125	0	0	0	0	2
Lochner,Jake	12.00	0-0	2	0	0	0/0	0	3.0	4	5	4	4	0	2	1	0	.364	0	1	0	0	2
Moore,Alex	16.88	0-1	1	1	0	0/0	0	2.2	6	5	5	3	0	1	0	0	.462	0	0	0	1	0
Juenger,Hayden	18.00	0-1	1	1	0	0/0	0	2.0	5	4	4	3	2	0	1	0	.500	0	0	0	1	0
Gibbs,Zach	99.00	0-0	1	0	0	0/0	0	0.0	0	2	2	2	0	0	0	0		1	0	0	0	0
Ramos,Javier	99.00	0-0	1	0	0	0/0	0	0.0	0	2	1	2	0	0	0	0		0	0	0	0	0
Totals	10.69	0-2	2	2	0	0/0	0	16.0	19	24	19	19	6	4	2	0	.311	3	3	0	2	4
Opponents	2.00	2-0	2	2	0	1/1	0	18.0	9	4	4	5	20	2	0	0	.143	2	2	0	0	0

MISSOURI STATE BASEBALL

Games 7-8 | MISSOURI STATE BEARS vs. CENTRAL ARKANSAS BEARS | Feb. 26-27, 2019 | Springfield, Mo. | Hammons Field | KBFL 1060 AM/96.9 FM | ESPN+

NEUTRAL FIELD BATTING-FIELDING STATISTICS

Record: 1-3 Home: 0-0 Away: 0-0 Neutral: 1-3 MVC: 0-0

Player	avg	gp-gs	ab	r	h	2b	3b	hr	rbi	tb	slg%	bb	hp	so	gdp	ob%	sf	sh	sb-att	po	a	e	fld%
Zimmerman,Brooks	.571	3-2	7	0	4	0	0	0	1	4	.571	1	0	0	0	.625	0	0	0-0	1	0	0	1.000
Privitera,John	.500	4-4	14	4	7	2	0	0	1	9	.643	2	2	3	0	.611	0	0	1-2	4	12	3	.842
Geha,Logan	.333	4-4	12	1	4	1	0	0	1	5	.417	2	1	5	0	.467	0	0	1-1	14	1	0	1.000
Clayton,Collin	.250	4-4	16	1	4	0	0	0	0	4	.250	0	0	3	1	.250	0	1	0-0	11	0	0	1.000
Millas,Drew	.214	4-4	14	2	3	1	1	0	3	6	.429	2	0	3	0	.294	1	0	0-0	23	1	0	1.000
Faith,Sam	.200	2-1	5	0	1	0	0	0	0	1	.200	0	1	1	0	.333	0	0	0-0	0	0	0	.000
Duffy,Jack	.167	4-4	12	1	2	0	0	0	1	2	.167	3	0	1	0	.333	0	0	0-0	10	1	0	1.000
Hull,Mason	.143	4-4	14	1	2	1	0	0	0	3	.214	0	0	5	0	.143	0	0	0-1	7	10	2	.895
Polak,Joey	.133	4-4	15	1	2	0	0	0	1	2	.133	1	0	10	0	.188	0	0	0-0	2	3	1	.833
Whetstone,Ben	.071	4-4	14	1	1	0	0	0	1	1	.071	3	0	3	0	.222	1	0	0-1	33	1	0	1.000
Herron,Anthony	.000	2-1	5	0	0	0	0	0	0	0	.000	0	0	2	0	.000	0	0	0-0	0	0	0	.000
Fitzpatrick,Jordan	.000	1-0	0	0	0	0	0	0	1	0	.000	1	0	0	0	1.000	0	0	0-0	0	0	0	.000
Totals	.234	4	128	12	30	5	1	0	10	37	.289	15	4	36	1	.329	2	1	2-5	105	35	7	.952
Opponents	.307	4	137	28	42	3	3	5	25	66	.482	15	12	32	4	.413	3	2	5-6	108	32	1	.993

LOB - Team (30), Opp (36). DPs turned - Team (4), Opp (1).

NEUTRAL FIELD PITCHING STATISTICS

(Neutral site games Sorted by Earned run avg)

Player	era	w-l	app	gs	cg	sho	sv	ip	h	r	er	bb	so	2b	3b	hr	b/avg	wp	hp	bk	sfa	sha
Sechler,Connor	0.00	0-0	2	0	0	0/0	0	3.1	0	0	0	0	6	0	0	0	.000	0	1	0	0	0
Barnes,Forrest	0.00	0-0	1	0	0	0/0	0	0.2	1	0	0	1	0	0	0	0	.500	0	0	0	0	0
Thomazin,Logan	3.38	0-0	1	0	0	0/0	0	2.2	3	1	1	1	5	0	0	0	.333	0	1	0	1	0
Schwab,Davis	4.15	1-1	2	1	0	0/0	0	8.2	10	5	4	2	9	1	0	1	.294	0	1	1	0	1
Schmidt,Nick	4.91	0-0	2	0	0	0/0	0	3.2	4	2	2	1	1	1	0	2	.308	0	2	0	1	0
Juenger,Hayden	5.40	0-0	1	1	0	0/0	0	3.1	5	2	2	3	2	0	0	0	.333	0	0	1	0	0
Wiley,Logan	6.97	0-2	2	2	0	0/0	0	10.1	15	8	8	1	6	0	2	1	.349	0	3	0	1	1
Carson,Peyton	27.00	0-0	1	0	0	0/0	0	1.0	3	3	3	0	0	0	1	1	.500	0	1	0	0	0
Ramos,Javier	27.00	0-0	1	0	0	0/0	0	0.2	1	2	2	1	1	1	0	0	.333	0	2	0	0	0
Witherspoon,Nate	27.00	0-0	2	0	0	0/0	0	0.1	0	1	1	2	1	0	0	0	.000	0	0	0	0	0
Cruikshank,Ben	99.00	0-0	1	0	0	0/0	0	0.1	0	4	4	3	1	0	0	0	.000	0	1	0	0	0
Totals	6.94	1-3	4	4	0	0/0	0	35.0	42	28	27	15	32	3	3	5	.307	0	12	2	3	2
Opponents	3.00	3-1	4	4	0	1/1	1	36.0	30	12	12	15	36	5	1	0	.234	3	4	1	2	1

Pickoffs - Team (1), Thomazin,L. 1, Opp (1).

MISSOURI STATE BASEBALL

Games 7-8 | MISSOURI STATE BEARS vs. CENTRAL ARKANSAS BEARS | Feb. 26-27, 2019 | Springfield, Mo. | Hammons Field | KBFL 1060 AM/96.9 FM | ESPN+

INDIVIDUAL GAME-BY-GAME BATTING (AB-R-H-RBI)

Opponent	Date	#7 Clayton,C	#23 Duffy,J	#26 Faith,S	#17 Fitzpatrick,J	#4 Geha,L	#12 Herron,A	#8 Hull,M	#24 Millas,D	#25 Polak,J	#32 Privitera,J	#45 Whetstone,	#1 Zimmerman
Nevada	Feb 15	5-0-0-0	2-1-1-1	4-0-1-0	0-0-0-1	3-1-2-0	3-0-0-0	4-0-0-0	5-1-1-0	3-0-2-1	4-1-0-0	Def
Utah	Feb 16	4-1-1-0	4-0-1-0	4-0-1-1	4-1-1-0	3-1-1-2	3-0-1-1	3-3-3-0	4-0-0-0	4-0-3-1
Texas State	Feb 17	3-0-1-0	3-0-0-0	3-0-0-0	1-0-0-0	1-0-0-0	1-0-0-0	4-0-0-0	3-0-1-0	4-0-0-0	3-0-0-0	3-0-0-0
Cal State Fullerton	Feb 22	3-0-1-0	3-0-0-0	3-0-1-0	3-0-0-0	3-0-1-0	4-0-0-0	4-0-0-0	4-0-1-0	3-0-1-0
San Diego	Feb 23	3-0-1-0	0-0-0-0	3-1-0-0	4-1-1-0	3-0-1-2	4-0-1-0	3-0-0-0	5-0-0-0	4-1-2-1	5-1-1-0
Fresno State	Feb 24	4-0-2-0	3-0-0-0	1-0-0-0	2-0-0-0	2-0-0-0	4-0-0-0	3-1-2-1	3-0-0-0	4-1-1-0	3-0-0-1	3-0-1-0

MISSOURI STATE BASEBALL

Games 7-8 | MISSOURI STATE BEARS vs. CENTRAL ARKANSAS BEARS | Feb. 26-27, 2019 | Springfield, Mo. | Hammons Field | KBFL 1060 AM/96.9 FM | ESPN+

INDIVIDUAL GAME-BY-GAME PITCHING (IP-H-R-ER-BB-SO)

Opponent	Date	#31 Barnes,F	#29 Carson,P	#43 Cruikshank,B	#40 Gibbs,Z	#11 Juenger,H	#21 Lochner,J	#50 Moore,A	#34 Ramos,J	#10 Schmidt,N	#13 Schwab,D
Nevada	Feb 15	0.2-1-0-0-1-0	1.0-3-3-3-0-0	0.1-0-4-4-3-1	0.2-1-2-2-1-1	1.2-3-2-2-0-1
Utah	Feb 16	*3.1-5-2-2-3-2	4.1-3-0-0-1-6
Texas State	Feb 17	1.0-0-2-1-3-0	*2.2-6-5-5-3-0	0.0-0-2-1-2-0	1.0-1-0-0-0-2
Cal State Fullerton	Feb 22	2.0-1-0-0-1-0	*4.1-7-5-4-1-3
San Diego	Feb 23	1.0-0-0-0-0-0	3.0-1-5-2-5-0	0.0-0-2-2-2-0	*2.0-5-4-4-3-2	2.0-4-3-3-1-0
Fresno State	Feb 24
Opponent	Date	#14 Sechler,C	#18 Thomazin,L	#35 Wiley,L	#27 Wthrspoon,N						
Nevada	Feb 15	*4.1-6-5-5-0-2	0.1-0-0-0-0-1						
Utah	Feb 16	1.1-0-0-0-0-2						
Texas State	Feb 17	3.1-2-1-1-0-2						
Cal State Fullerton	Feb 22	2.2-3-1-1-1-5	0.0-0-1-1-2-0						
San Diego	Feb 23						
Fresno State	Feb 24	2.0-0-0-0-0-4	*6.0-9-3-3-1-4						

MISSOURI STATE BASEBALL

Games 7-8 | MISSOURI STATE BEARS vs. CENTRAL ARKANSAS BEARS | Feb. 26-27, 2019 | Springfield, Mo. | Hammons Field | KBFL 1060 AM/96.9 FM | ESPN+

GAME-BY-GAME LINEUPS

Date	Opponent	1st	2nd	3rd	4th	5th	6th	7th	8th	9th
Feb. 15	vs. Nevada	Clayton	Millas	Faith	Polak	Whetstone	Geha	Duffy	Hull	Privitera
Feb. 16	vs. Utah	Privitera	Clayton	Millas	Zimmerman	Polak	Duffy	Geha	Whetstone	Hull
Feb. 17	at Texas State	Privitera	Clayton	Duffy	Zimmerman	Whetstone	Faith	Polak	Clayton	Hull
Feb. 22	vs. Cal State Fullerton	Privitera	Millas	Whetstone	Polak	Duffy	Clayton	Geha	Herron	Hull
Feb. 23	at San Diego	Privitera	Millas	Zimmerman	Polak	Herron	Clayton	Whetstone	Geha	Hull
Feb. 24	vs. Fresno State	Privitera	Millas	Whetstone	Zimmerman	Duffy	Clayton	Geha	Polak	Hull
Feb. 26	Central Arkansas									
Feb. 27	Central Arkansas									
March 1	UC Irvine									
March 2	UC Irvine									
March 3	UC Irvine									
March 5	Oral Roberts									
March 8	at Arkansas State									
March 9	at Arkansas State									
March 10	at Arkansas State									
March 12	at Oklahoma State									
March 13	at Oral Roberts									
March 15	at Oklahoma									
March 16	at Oklahoma									
March 17	at Oklahoma									
March 22	at UC Santa Barbara									
March 23	at UC Santa Barbara									
March 24	at UC Santa Barbara									
March 26	Arkansas									
March 27	Kansas									
March 29	Indiana State									
March 30	Indiana State									
March 31	Indiana State									
April 2	at Southeast Missouri									
April 3	at Murray State									
April 5	at Southern Illinois									
April 6	at Southern Illinois									
April 7	at Southern Illinois									
April 9	at Kansas									
April 12	at Illinois State									
April 13	at Illinois State									
April 14	at Illinois State									
April 16	Missouri									
April 18	New Orleans									
April 19	New Orleans									
April 20	New Orleans									
April 23	at Missouri									
April 26	Bradley									
April 27	Bradley									
April 28	Bradley									
April 30	at Wichita State									
May 2	DBU									
May 3	DBU									
May 4	DBU									
May 7	Wichita State									
May 10	at Evansville									
May 11	at Evansville									
May 12	at Evansville									
May 16	Valparaiso									
May 17	Valparaiso									
May 18	Valparaiso									

Bold indicates home game

MISSOURI STATE BASEBALL

Games 7-8 | MISSOURI STATE BEARS vs. CENTRAL ARKANSAS BEARS | Feb. 26-27, 2019 | Springfield, Mo. | Hammons Field | KBFL 1060 AM/96.9 FM | ESPN+

GAME-BY-GAME DEFENSIVE LINEUPS

Date	Opponent	P	C	1B	2B	3B	SS	LF	CF	RF	DH
Feb. 15	vs. Nevada	Wiley	Millas	Whetstone	Privitera	Polak	Hull	Geha	Clayton	Duffy	Faith
Feb. 16	vs. Utah	Juenger	Millas	Whetstone	Privitera	Polak	Hull	Geha	Clayton	Duffy	Zimmerman
Feb. 17	at Texas State	Moore	Millas	Whetstone	Privitera	Polak	Hull	Geha	Clayton	Duffy	Faith
Feb. 22	vs. Cal State Fullerton	Schwab	Millas	Whetstone	Privitera	Polak	Hull	Geha	Clayton	Duffy	Herron
Feb. 23	at San Diego	Juenger	Millas	Whetstone	Privitera	Polak	Hull	Geha	Clayton	Zimmerman	Herron
Feb. 24	vs. Fresno State	Wiley	Geha	Whetstone	Privitera	Polak	Hull	Zimmerman	Clayton	Duffy	Millas
Feb. 26	Central Arkansas										
Feb. 27	Central Arkansas										
March 1	UC Irvine										
March 2	UC Irvine										
March 3	UC Irvine										
March 5	Oral Roberts										
March 8	at Arkansas State										
March 9	at Arkansas State										
March 10	at Arkansas State										
March 12	at Oklahoma State										
March 13	at Oral Roberts										
March 15	at Oklahoma										
March 16	at Oklahoma										
March 17	at Oklahoma										
March 22	at UC Santa Barbara										
March 23	at UC Santa Barbara										
March 24	at UC Santa Barbara										
March 26	Arkansas										
March 27	Kansas										
March 29	Indiana State										
March 30	Indiana State										
March 31	Indiana State										
April 2	at Southeast Missouri										
April 3	at Murray State										
April 5	at Southern Illinois										
April 6	at Southern Illinois										
April 7	at Southern Illinois										
April 9	at Kansas										
April 12	at Illinois State										
April 13	at Illinois State										
April 14	at Illinois State										
April 16	Missouri										
April 18	New Orleans										
April 19	New Orleans										
April 20	New Orleans										
April 23	at Missouri										
April 26	Bradley										
April 27	Bradley										
April 28	Bradley										
April 30	at Wichita State										
May 2	DBU										
May 3	DBU										
May 4	DBU										
May 7	Wichita State										
May 10	at Evansville										
May 11	at Evansville										
May 12	at Evansville										
May 16	Valparaiso										
May 17	Valparaiso										
May 18	Valparaiso										

Bold indicates home game

MISSOURI STATE BASEBALL

Games 7-8 | MISSOURI STATE BEARS vs. CENTRAL ARKANSAS BEARS | Feb. 26-27, 2019 | Springfield, Mo. | Hammons Field | KBFL 1060 AM/96.9 FM | ESPN+

BEARS CAREER STATISTICS

Barnes,Forrest

Year	avg	gp-gs	ab	r	h	2b	3b	hr	rbi	tb	slg%	bb	hbp	so	gdp	ob%	sf	sh	sb-att	po	a	e	fld%
2019	0.00	0-0	1	0	0	0/0	0	0.2	1	0	0	1	0	0	0	0	3	.500	0	0	0	0	0
TOTAL	0.00	0-0	1	0	0	0/0	0	0.2	1	0	0	1	0	0	0	0	3	.500	0	0	0	0	0

Briggs,Michael

Year	avg	gp-gs	ab	r	h	2b	3b	hr	rbi	tb	slg%	bb	hbp	so	gdp	ob%	sf	sh	sb-att	po	a	e	fld%
2018	.000	4-0	3	0	0	0	0	0	0	0	.000	0	0	3	0	.000	0	0	0-0	0	1	0	1.000
TOTAL	.000	4-0	3	0	0	0	0	0	0	0	.000	0	0	3	0	.000	0	0	0-0	0	1	0	1.000

Buckner,Ty

Year	avg	gp-gs	ab	r	h	2b	3b	hr	rbi	tb	slg%	bb	hbp	so	gdp	ob%	sf	sh	sb-att	po	a	e	fld%
2018	.000	0-0	0	0	0	0	0	0	0	0	.000	0	0	0	0	.000	0	0	0-0	4	8	0	1.000
TOTAL	.000	0-0	0	0	0	0	0	0	0	0	.000	0	0	0	0	.000	0	0	0-0	4	8	0	1.000

Year	era	w-l	app	gs	cg	sho	sv	ip	h	r	er	bb	so	2b	3b	hr	bf	bavg	wp	hbp	bk	sfa	sha
2018	4.81	7-4	16	15	1	0/1	0	76.2	62	47	41	49	60	12	1	8	347	.220	6	13	0	0	3
TOTAL	4.81	7-4	16	15	1	0/1	0	76.2	62	47	41	49	60	12	1	8	347	.220	6	13	0	0	3

Carson,Peyton

Year	avg	gp-gs	ab	r	h	2b	3b	hr	rbi	tb	slg%	bb	hbp	so	gdp	ob%	sf	sh	sb-att	po	a	e	fld%
2019	27.00	0-0	1	0	0	0/0	0	1.0	3	3	3	0	0	0	1	1	7	.500	0	1	0	0	0
TOTAL	27.00	0-0	1	0	0	0/0	0	1.0	3	3	3	0	0	0	1	1	7	.500	0	1	0	0	0

Clayton,Collin

Year	avg	gp-gs	ab	r	h	2b	3b	hr	rbi	tb	slg%	bb	hbp	so	gdp	ob%	sf	sh	sb-att	po	a	e	fld%
2019	.167	3-3	12	1	2	0	0	0	0	2	.167	0	0	2	1	.167	0	1	0-0	9	0	0	1.000
TOTAL	.167	3-3	12	1	2	0	0	0	0	2	.167	0	0	2	1	.167	0	1	0-0	9	0	0	1.000

Cruikshank,Ben

Year	avg	gp-gs	ab	r	h	2b	3b	hr	rbi	tb	slg%	bb	hbp	so	gdp	ob%	sf	sh	sb-att	po	a	e	fld%
2019	99.00	0-0	1	0	0	0/0	0	0.1	0	4	4	3	1	0	0	0	5	.000	0	1	0	0	0
TOTAL	99.00	0-0	1	0	0	0/0	0	0.1	0	4	4	3	1	0	0	0	5	.000	0	1	0	0	0

Duffy,Jack

Year	avg	gp-gs	ab	r	h	2b	3b	hr	rbi	tb	slg%	bb	hbp	so	gdp	ob%	sf	sh	sb-att	po	a	e	fld%
2017	.222	58-45	158	21	35	8	1	0	17	45	.285	25	5	42	2	.344	1	0	7-8	88	0	2	.978
2018	.271	57-54	203	30	55	9	3	3	30	79	.389	15	6	40	3	.338	1	7	1-3	121	5	1	.992
2019	.222	3-3	9	1	2	0	0	0	1	2	.222	2	0	0	0	.364	0	0	0-0	8	0	0	1.000
TOTAL	.249	118-102	370	52	92	17	4	3	48	126	.341	42	11	82	5	.341	2	7	8-11	217	5	3	.987

Faith,Sam

Year	avg	gp-gs	ab	r	h	2b	3b	hr	rbi	tb	slg%	bb	hbp	so	gdp	ob%	sf	sh	sb-att	po	a	e	fld%
2018	.121	23-5	33	6	4	1	0	1	3	8	.242	2	1	13	0	.194	0	2	1-1	2	11	1	.929
2019	.143	2-2	7	0	1	0	0	0	0	1	.143	0	1	1	0	.250	0	0	0-0	0	0	0	.000
TOTAL	.125	25-7	40	6	5	1	0	1	3	9	.225	2	2	14	0	.205	0	2	1-1	2	11	1	.929

MISSOURI STATE BASEBALL

Games 7-8 | MISSOURI STATE BEARS vs. CENTRAL ARKANSAS BEARS | Feb. 26-27, 2019 | Springfield, Mo. | Hammons Field | KBFL 1060 AM/96.9 FM | ESPN+

BEARS CAREER STATISTICS

Fitzpatrick, Jordan

Year	avg	gp-gs	ab	r	h	2b	3b	hr	rbi	tb	slg%	bb	hbp	so	gdp	ob%	sf	sh	sb-att	po	a	e	fld%
2018	.196	34-10	51	8	10	2	0	1	8	15	.294	8	0	13	0	.300	1	0	0-0	13	1	3	.824
2019	.000	1-0	0	0	0	0	0	0	1	0	.000	1	0	0	0	1.000	0	0	0-0	0	0	0	.000
TOTAL	.196	35-10	51	8	10	2	0	1	9	15	.294	9	0	13	0	.311	1	0	0-0	13	1	3	.824

Geha, Logan

Year	avg	gp-gs	ab	r	h	2b	3b	hr	rbi	tb	slg%	bb	hbp	so	gdp	ob%	sf	sh	sb-att	po	a	e	fld%
2017	.203	34-25	64	20	13	3	0	1	10	19	.297	18	8	24	0	.429	1	5	3-4	162	35	3	.985
2018	.185	45-39	119	25	22	4	1	0	9	28	.235	14	5	43	1	.297	0	7	5-7	316	37	5	.986
2019	.375	3-2	8	1	3	1	0	0	1	4	.500	1	0	2	0	.444	0	0	0-0	6	0	0	1.000
TOTAL	.199	82-66	191	46	38	8	1	1	20	51	.267	33	13	69	1	.353	1	12	8-11	484	72	8	.986

Gibbs, Zach

Year	avg	gp-gs	ab	r	h	2b	3b	hr	rbi	tb	slg%	bb	hbp	so	gdp	ob%	sf	sh	sb-att	po	a	e	fld%
2018	.000	0-0	0	0	0	0	0	0	0	0	.000	0	0	0	0	.000	0	0	0-0	0	1	1	.500
TOTAL	.000	0-0	0	0	0	0	0	0	0	0	.000	0	0	0	0	.000	0	0	0-0	0	1	1	.500

Year	era	w-l	app	gs	cq	sho	sv	ip	h	r	er	bb	so	2b	3b	hr	bf	bavg	wp	hbp	bk	sfa	sha
2018	3.60	0-0	4	0	0	0/0	0	5.0	6	5	2	4	1	3	0	0	25	.286	1	0	0	0	0
TOTAL	3.60	0-0	4	0	0	0/0	0	5.0	6	5	2	4	1	3	0	0	25	.286	1	0	0	0	0

Herron, Anthony

Year	avg	gp-gs	ab	r	h	2b	3b	hr	rbi	tb	slg%	bb	hbp	so	gdp	ob%	sf	sh	sb-att	po	a	e	fld%
2019	.000	1-0	1	0	0	0	0	0	0	0	.000	0	0	0	0	.000	0	0	0-0	0	0	0	.000
TOTAL	.000	1-0	1	0	0	0	0	0	0	0	.000	0	0	0	0	.000	0	0	0-0	0	0	0	.000

Hull, Mason

Year	avg	gp-gs	ab	r	h	2b	3b	hr	rbi	tb	slg%	bb	hbp	so	gdp	ob%	sf	sh	sb-att	po	a	e	fld%
2019	.125	3-3	8	1	1	1	0	0	0	2	.250	0	0	2	0	.125	0	0	0-0	5	7	2	.857
TOTAL	.125	3-3	8	1	1	1	0	0	0	2	.250	0	0	2	0	.125	0	0	0-0	5	7	2	.857

Juenger, Hayden

Year	avg	gp-gs	ab	r	h	2b	3b	hr	rbi	tb	slg%	bb	hbp	so	gdp	ob%	sf	sh	sb-att	po	a	e	fld%
2019	.000	0-0	0	0	0	0	0	0	0	0	.000	0	0	0	0	.000	0	0	0-0	0	1	0	1.000
TOTAL	.000	0-0	0	0	0	0	0	0	0	0	.000	0	0	0	0	.000	0	0	0-0	0	1	0	1.000

Year	era	w-l	app	gs	cq	sho	sv	ip	h	r	er	bb	so	2b	3b	hr	bf	bavg	wp	hbp	bk	sfa	sha
2019	5.40	0-0	1	1	0	0/0	0	3.1	5	2	2	3	2	0	0	0	18	.333	0	0	1	0	0
TOTAL	5.40	0-0	1	1	0	0/0	0	3.1	5	2	2	3	2	0	0	0	18	.333	0	0	1	0	0

Lochner, Jake

Year	avg	gp-gs	ab	r	h	2b	3b	hr	rbi	tb	slg%	bb	hbp	so	gdp	ob%	sf	sh	sb-att	po	a	e	fld%
2016	.000	0-0	0	0	0	0	0	0	0	0	.000	0	0	0	0	.000	0	0	0-0	0	2	0	1.000
2017	.000	0-0	0	0	0	0	0	0	0	0	.000	0	0	0	0	.000	0	0	0-0	0	3	0	1.000
2018	.000	0-0	0	0	0	0	0	0	0	0	.000	0	0	0	0	.000	0	0	0-0	1	7	0	1.000
2019	.000	0-0	0	0	0	0	0	0	0	0	.000	0	0	0	0	.000	0	0	0-0	0	2	1	.667
TOTAL	.000	0-0	0	0	0	0	0	0	0	0	.000	0	0	0	0	.000	0	0	0-0	1	14	1	.938

Year	era	w-l	app	gs	cq	sho	sv	ip	h	r	er	bb	so	2b	3b	hr	bf	bavg	wp	hbp	bk	sfa	sha
2016	5.59	1-0	14	2	0	0/0	0	19.1	16	17	12	25	15	2	0	0	97	.229	3	1	0	0	0
2017	4.97	1-0	13	0	0	0/2	0	12.2	12	8	7	8	13	1	1	2	59	.240	2	1	0	0	0
2018	2.86	1-1	18	0	0	0/0	1	22.0	16	10	7	19	16	4	0	1	98	.219	0	1	0	1	4
2019	9.00	0-0	1	0	0	0/0	0	1.0	0	2	1	3	0	0	0	0	7	.000	0	0	0	0	2
TOTAL	4.42	3-1	46	2	0	0/2	1	55.0	44	37	27	55	44	7	1	3	261	.226	5	3	0	1	6

MISSOURI STATE BASEBALL

Games 7-8 | MISSOURI STATE BEARS vs. CENTRAL ARKANSAS BEARS | Feb. 26-27, 2019 | Springfield, Mo. | Hammons Field | KBFL 1060 AM/96.9 FM | ESPN+

BEARS CAREER STATISTICS

McAlister, Tyler

Year	avg	gp-gs	ab	r	h	2b	3b	hr	rbi	tb	slg%	bb	hbp	so	gdp	ob%	sf	sh	sb-att	po	a	e	fld%
2017	.000	0-0	0	0	0	0	0	0	0	0	.000	0	0	0	0	.000	0	0	0-0	0	1	0	1.000
2018	.000	0-0	0	0	0	0	0	0	0	0	.000	0	0	0	0	.000	0	0	0-0	1	5	0	1.000
TOTAL	.000	0-0	0	0	0	0	0	0	0	0	.000	0	0	0	0	.000	0	0	0-0	1	6	0	1.000

Year	era	w-l	app	gs	cg	sho	sv	ip	h	r	er	bb	so	2b	3b	hr	bf	bavg	wp	hbp	bk	sfa	sha
2017	9.31	0-1	10	1	0	0/1	0	9.2	16	16	10	13	11	6	0	0	62	.364	3	3	0	0	2
2018	8.05	0-0	7	5	0	0/0	0	19.0	22	21	17	17	20	4	0	5	98	.297	0	5	0	0	2
TOTAL	8.48	0-1	17	6	0	0/1	0	28.2	38	37	27	30	31	10	0	5	160	.322	3	8	0	0	4

Millas, Drew

Year	avg	gp-gs	ab	r	h	2b	3b	hr	rbi	tb	slg%	bb	hbp	so	gdp	ob%	sf	sh	sb-att	po	a	e	fld%
2017	.224	51-42	174	15	39	7	0	1	29	49	.282	13	2	42	2	.281	3	1	3-4	342	46	6	.985
2018	.321	57-57	212	36	68	13	2	7	61	106	.500	34	4	41	12	.416	5	0	3-4	135	18	1	.994
2019	.091	3-3	11	1	1	1	0	0	2	2	.182	2	0	4	0	.214	1	0	0-0	21	1	0	1.000
TOTAL	.272	111-102	397	52	108	21	2	8	92	157	.395	49	6	87	14	.354	9	1	6-8	498	65	7	.988

Moore, Alex

Year	avg	gp-gs	ab	r	h	2b	3b	hr	rbi	tb	slg%	bb	hbp	so	gdp	ob%	sf	sh	sb-att	po	a	e	fld%
2017	.000	0-0	0	0	0	0	0	0	0	0	.000	0	0	0	0	.000	0	0	0-0	1	2	0	1.000
2019	.000	0-0	0	0	0	0	0	0	0	0	.000	0	0	0	0	.000	0	0	0-0	0	2	0	1.000
TOTAL	.000	0-0	0	0	0	0	0	0	0	0	.000	0	0	0	0	.000	0	0	0-0	1	4	0	1.000

Year	era	w-l	app	gs	cg	sho	sv	ip	h	r	er	bb	so	2b	3b	hr	bf	bavg	wp	hbp	bk	sfa	sha
2017	2.61	0-0	10	0	0	0/0	0	10.1	11	5	3	5	7	0	0	0	49	.256	3	1	2	0	0
2019	16.88	0-1	1	1	0	0/0	0	2.2	6	5	5	3	0	1	0	0	17	.462	0	0	0	1	0
TOTAL	5.54	0-1	11	1	0	0/0	0	13.0	17	10	8	8	7	1	0	0	66	.304	3	1	2	1	0

Polak, Joey

Year	avg	gp-gs	ab	r	h	2b	3b	hr	rbi	tb	slg%	bb	hbp	so	gdp	ob%	sf	sh	sb-att	po	a	e	fld%
2019	.273	3-3	11	1	3	0	0	0	1	3	.273	1	0	4	0	.333	0	0	0-0	1	5	0	1.000
TOTAL	.273	3-3	11	1	3	0	0	0	1	3	.273	1	0	4	0	.333	0	0	0-0	1	5	0	1.000

Privitera, John

Year	avg	gp-gs	ab	r	h	2b	3b	hr	rbi	tb	slg%	bb	hbp	so	gdp	ob%	sf	sh	sb-att	po	a	e	fld%
2017	.235	37-24	81	17	19	1	0	0	8	20	.247	16	1	22	1	.364	1	4	2-3	39	51	2	.978
2018	.246	56-56	183	38	45	5	1	0	20	52	.284	45	3	49	2	.399	2	5	11-12	77	143	5	.978
2019	.500	3-3	10	3	5	2	0	0	1	7	.700	1	2	2	0	.615	0	0	1-2	2	6	0	1.000
TOTAL	.252	96-83	274	58	69	8	1	0	29	79	.288	62	6	73	3	.397	3	9	14-17	118	200	7	.978

Ramos, Javier

Year	avg	gp-gs	ab	r	h	2b	3b	hr	rbi	tb	slg%	bb	hbp	so	gdp	ob%	sf	sh	sb-att	po	a	e	fld%
2019	40.50	0-0	2	0	0	0/0	0	0.2	1	4	3	3	1	1	0	0	8	.333	0	2	0	0	0
TOTAL	40.50	0-0	2	0	0	0/0	0	0.2	1	4	3	3	1	1	0	0	8	.333	0	2	0	0	0

MISSOURI STATE BASEBALL

Games 7-8 | MISSOURI STATE BEARS vs. CENTRAL ARKANSAS BEARS | Feb. 26-27, 2019 | Springfield, Mo. | Hammons Field | KBFL 1060 AM/96.9 FM | ESPN+

BEARS CAREER STATISTICS

Russell, Matt

Year	avg	gp-gs	ab	r	h	2b	3b	hr	rbi	tb	slg%	bb	hbp	so	gdp	ob%	sf	sh	sb-att	po	a	e	fld%
2018	.000	0-0	0	0	0	0	0	0	0	0	.000	0	0	0	0	.000	0	0	0-0	2	3	0	1.000
TOTAL	.000	0-0	0	0	0	0	0	0	0	0	.000	0	0	0	0	.000	0	0	0-0	2	3	0	1.000

Year	era	w-l	app	gs	cg	sho	sv	ip	h	r	er	bb	so	2b	3b	hr	bf	bavg	wp	hbp	bk	sfa	sha
2018	4.88	1-0	18	2	0	0/0	3	27.2	24	15	15	14	26	5	0	3	121	.233	3	3	0	0	1
TOTAL	4.88	1-0	18	2	0	0/0	3	27.2	24	15	15	14	26	5	0	3	121	.233	3	3	0	0	1

Schmidt, Nick

Year	avg	gp-gs	ab	r	h	2b	3b	hr	rbi	tb	slg%	bb	hbp	so	gdp	ob%	sf	sh	sb-att	po	a	e	fld%
2019	6.75	0-0	2	0	0	0/0	0	2.2	4	2	2	0	3	1	0	2	13	.364	1	1	0	1	0
TOTAL	6.75	0-0	2	0	0	0/0	0	2.2	4	2	2	0	3	1	0	2	13	.364	1	1	0	1	0

Schwab, Davis

Year	avg	gp-gs	ab	r	h	2b	3b	hr	rbi	tb	slg%	bb	hbp	so	gdp	ob%	sf	sh	sb-att	po	a	e	fld%
2018	.000	0-0	0	0	0	0	0	0	0	0	.000	0	0	0	0	.000	0	0	0-0	1	2	0	1.000
TOTAL	.000	0-0	0	0	0	0	0	0	0	0	.000	0	0	0	0	.000	0	0	0-0	1	2	0	1.000

Year	era	w-l	app	gs	cg	sho	sv	ip	h	r	er	bb	so	2b	3b	hr	bf	bavg	wp	hbp	bk	sfa	sha
2018	5.01	2-1	14	0	0	0/0	0	23.1	21	15	13	13	20	4	1	2	106	.236	5	2	2	2	0
2019	0.00	1-0	1	0	0	0/0	0	4.1	3	0	0	1	6	1	0	0	17	.200	0	1	1	0	0
TOTAL	4.23	3-1	15	0	0	0/0	0	27.2	24	15	13	14	26	5	1	2	123	.231	5	3	3	2	0

Sechler, Connor

Year	avg	gp-gs	ab	r	h	2b	3b	hr	rbi	tb	slg%	bb	hbp	so	gdp	ob%	sf	sh	sb-att	po	a	e	fld%
2018	.000	1-0	1	0	0	0	0	0	0	0	.000	0	0	0	0	.000	0	0	0-0	3	9	0	1.000
TOTAL	.000	1-0	1	0	0	0	0	0	0	0	.000	0	0	0	0	.000	0	0	0-0	3	9	0	1.000

Year	era	w-l	app	gs	cg	sho	sv	ip	h	r	er	bb	so	2b	3b	hr	bf	bavg	wp	hbp	bk	sfa	sha
2018	2.98	7-1	32	0	0	0/0	9	54.1	41	18	18	22	59	6	2	2	238	.208	3	15	2	0	4
2019	0.00	0-0	1	0	0	0/0	0	1.1	0	0	0	0	2	0	0	0	5	.000	0	1	0	0	0
TOTAL	2.91	7-1	33	0	0	0/0	9	55.2	41	18	18	22	61	6	2	2	243	.204	3	16	2	0	4

Thomazin, Logan

Year	avg	gp-gs	ab	r	h	2b	3b	hr	rbi	tb	slg%	bb	hbp	so	gdp	ob%	sf	sh	sb-att	po	a	e	fld%
2019	2.70	0-0	1	0	0	0/0	0	3.1	2	1	1	0	2	1	0	0	14	.167	1	2	0	0	0
TOTAL	2.70	0-0	1	0	0	0/0	0	3.1	2	1	1	0	2	1	0	0	14	.167	1	2	0	0	0

Whetstone, Ben

Year	avg	gp-gs	ab	r	h	2b	3b	hr	rbi	tb	slg%	bb	hbp	so	gdp	ob%	sf	sh	sb-att	po	a	e	fld%
2017	.050	15-2	20	1	1	0	0	0	1	1	.050	4	0	7	0	.208	0	0	0-0	2	0	0	1.000
2018	.278	57-57	212	31	59	10	0	9	39	96	.453	31	5	47	1	.378	3	0	5-5	458	29	4	.992
2019	.000	3-3	11	1	0	0	0	0	0	0	.000	1	0	1	0	.083	0	0	0-0	25	0	1	.962
TOTAL	.247	75-62	243	33	60	10	0	9	40	97	.399	36	5	55	1	.352	3	0	5-5	485	29	5	.990

MISSOURI STATE BASEBALL

Games 7-8 | MISSOURI STATE BEARS vs. CENTRAL ARKANSAS BEARS | Feb. 26-27, 2019 | Springfield, Mo. | Hammons Field | KBFL 1060 AM/96.9 FM | ESPN+

BEARS CAREER STATISTICS

Wiley, Logan

Year	avg	gp-gs	ab	r	h	2b	3b	hr	rbi	tb	slg%	bb	hbp	so	gdp	ob%	sf	sh	sb-att	po	a	e	fld%
2018	.000	0-0	0	0	0	0	0	0	0	0	.000	0	0	0	0	.000	0	0	0-0	2	9	1	.917
2019	.000	0-0	0	0	0	0	0	0	0	0	.000	0	0	0	0	.000	0	0	0-0	0	1	0	1.000
TOTAL	.000	0-0	0	0	0	0	0	0	0	0	.000	0	0	0	0	.000	0	0	0-0	2	10	1	.923

Year	era	w-l	app	gs	cg	sho	sv	ip	h	r	er	bb	so	2b	3b	hr	bf	bavg	wp	hbp	bk	sfa	sha
2018	4.13	7-6	22	11	0	0/0	1	85.0	84	46	39	23	68	13	1	5	370	.251	11	8	0	1	3
2019	10.38	0-1	1	1	0	0/0	0	4.1	6	5	5	0	2	0	2	1	21	.353	0	3	0	1	0
TOTAL	4.43	7-7	23	12	0	0/0	1	89.1	90	51	44	23	70	13	3	6	391	.256	11	11	0	2	3

Witherspoon, Nate

Year	avg	gp-gs	ab	r	h	2b	3b	hr	rbi	tb	slg%	bb	hbp	so	gdp	ob%	sf	sh	sb-att	po	a	e	fld%
2017	.000	0-0	0	0	0	0	0	0	0	0	.000	0	0	0	0	.000	0	0	0-0	0	7	0	1.000
2018	.000	0-0	0	0	0	0	0	0	0	0	.000	0	0	0	0	.000	0	0	0-0	0	4	0	1.000
TOTAL	.000	0-0	0	0	0	0	0	0	0	0	.000	0	0	0	0	.000	0	0	0-0	0	11	0	1.000

Year	era	w-l	app	gs	cg	sho	sv	ip	h	r	er	bb	so	2b	3b	hr	bf	bavg	wp	hbp	bk	sfa	sha
2017	4.29	4-3	15	5	0	0/1	0	42.0	43	21	20	15	40	8	0	4	181	.270	4	2	1	2	3
2018	3.24	1-0	20	0	0	0/0	0	25.0	27	11	9	8	20	6	0	3	111	.278	2	2	0	1	3
2019	0.00	0-0	1	0	0	0/0	0	0.1	0	0	0	0	1	0	0	1	.000	0	0	0	0	0	0
TOTAL	3.88	5-3	36	5	0	0/1	0	67.1	70	32	29	23	61	14	0	7	293	.272	6	4	1	3	6

Zimmerman, Brooks

Year	avg	gp-gs	ab	r	h	2b	3b	hr	rbi	tb	slg%	bb	hbp	so	gdp	ob%	sf	sh	sb-att	po	a	e	fld%
2018	.219	40-26	96	14	21	3	0	6	17	42	.438	7	2	34	1	.278	3	1	0-0	49	0	2	.961
2019	.429	3-2	7	0	3	0	0	0	1	3	.429	0	0	2	0	.429	0	0	0-0	1	0	0	1.000
TOTAL	.233	43-28	103	14	24	3	0	6	18	45	.437	7	2	36	1	.287	3	1	0-0	50	0	2	.962

MISSOURI STATE BASEBALL

Games 7-8 | MISSOURI STATE BEARS vs. CENTRAL ARKANSAS BEARS | Feb. 26-27, 2019 | Springfield, Mo. | Hammons Field | KBFL 1060 AM/96.9 FM | ESPN+

MISSOURI STATE RECORDS SUMMARY

Individual Batting

Games Played

Season: 66, Dant'e Brinkley, Adam Pummill, Brooks Colvin, Shaun Marcum, Rick Wilson, 2003
Career: 236, Matt Gardner, 1999-02

At-Bats

Game: 8, Earnie Johnson, Pat Kelly and Mark Neff, 5/1/88 vs. ORU;
Ryan Gotcher and Chris Taylor, 4/6/04 vs. Arkansas; Adam Pummill, 2/25/06 vs. UNC Greensboro
Season: 278, Dant'e Brinkley, 2003
Career: 972, Matt Gardner, 1999-02

Runs

Game: 6, Bobby McCulloch, 5/6/75 vs. SIU Edwardsville; Larry Doss, 5/9/87 vs. Eastern Illinois and Lance Burkhart, 3/6/97 vs. Missouri Baptist
Season: 90, Matt Cepicky, 1999
Career: 243, Matt Gardner, 1999-02

Hits

Game: 7, Greg Resz, 3/5/91 vs. Lincoln
Season: 96, Steve Hacker and Dave Slemmer, 1995; Dant'e Brinkley, 2003
Career: 316, Matt Gardner, 1999-02

Singles

Game: 5, Jim Schaefer, 5/27/78 vs. Eastern Illinois; Keith Champion, 5/11/81 vs. Central Missouri; Greg Resz, 3/5/91 vs. Lincoln; Todd DeBriyn, 5/3/92 vs. UNI; Alex Manary, 3/22/94 vs. Minnesota
Season: 76, Bill Mueller, 1991
Career: 241, Kevin Medrano, 2009-12

Doubles

Game: 3, on 22 occasions, last time by Justin Paulsen, 4/29/17 at Evansville
Season: 26, Steve Meyer, 1986
Career: 67, Brayden Drake, 2006-09

Triples

Game: 3, Ken Brown, 4/8/66 vs. Missouri S&T
Season: 12, Dant'e Brinkley, 2001
Career: 20, Mark Garrett, 1979-82

Home Runs

Game: 4, John Knott, 5/2/92 vs. UNI
Season: 37, Steve Hacker, 1995
Career: 63, Jason Hart, 1996-98

Runs Batted-In

Game: 11, John Knott, 5/2/92 vs. UNI
Season: 100, Matt Cepicky, 1999
Career: 203, Jason Hart, 1996-98

Batting Average

Season: .442, J. D. Warner, 1983
Career: .426, J. D. Warner, 1982-83
Career (4 years): .376, Bill Mueller, 1990-93

Consecutive Games Hitting Safely

30, Brayden Drake, 4/27/08-3/25/09

Total Bases

Game: 17, John Knott, 5/2/92 vs. UNI
Season: 225, Steve Hacker, 1995
Career: 506, Jason Hart, 1996-98

Extra-Base Hits

Game: 5, Larry Doss, 5/9/87 vs. Eastern Illinois
Season: 55, Steve Hacker, 1995
Career: 116, Jason Hart, 1996-98

Slugging Average

Season: .957, Steve Hacker, 1995
Career: .725, Jason Hart, 1996-98

Hit By Pitch

Game: 3, Jud Kinkle, 2/20/04 vs. Little Rock
Ryan Mantle, 2/22/08 vs. DBU; Brayden Drake, 5/11/08 vs. Middle Tennessee
Season: 23, Jeremy Isenhower, 2002
Career: 41, Ben Carlson, 2007-09

Walks

Game: 5, Cory Krueger, 3/15/91 vs. Austin Peay; Steve Hacker, 4/23/95 vs. UNI; and Lance Burkhart, 2/14/97 vs. Nevada
Season: 55, Dylan Becker, 2015
Career: 154, Bill Mueller, 1990-93

Strikeouts

Game: 5, Greg Mathis, 5/1/01 vs. Missouri; Tyler Ryan, 2/26/10 at UTA
Season: 74, Ryan Howard, 2001
Career: 207, Nick Kays, 1997-00

On-Base Percentage

Season: .563, Dan Iseminger, 1983
Career: .493, Rick Clarkston, 1983-84

Sacrifice Hits

Game: 3, Joey Hawkins, 5/22/14 vs. Bradley; Ken Watkins, 5/23/69 vs. Minnesota State
Season: 29, Joey Hawkins, 2015
Career: 62, Joey Hawkins, 2012-15

Sacrifice Flies

Game: 2, held by many players
Season: 9, Brooks Colvin, 2003
Career: 17, Brooks Colvin, 2001-04

Stolen Bases

Game: 4, Larry Doss, 3/6/86 vs. Evangel; Greg Brewer, 4/15/86 vs. Evangel
Season: 30, Greg Brewer, 1986
Career: 69, Dant'e Brinkley, 2000-03

Game-Winning RBI

Season: 13, Steve Meyer, 1986; Steve Hacker, 1995
Career: 23, Steve Hacker, 1993-95

Individual Fielding

Putouts

Game: 19, Tom Hodge, 3/23/67 vs. Oklahoma Christian; Tim Rafferty, 2/25/06 vs. UNC Greensboro; Connor Smith, 3/29/14 vs. Southern Illinois
Season: 545, Justin Paulsen, 2015
Career: 1,588, Justin Paulsen, 2015-17

Assists

Game: 10, Curt Courtwright, 5/10/09 at Creighton
Season: 192, Joey Hawkins, 2015
Career: 656, Chris Curry, 1995-98

Errors

Game: 4, set on 5 occasions, last time by Jon Hale, 3/3/96 vs. ORU
Season: 30, Brooks Colvin, 2001
Career: 73, Brooks Colvin, 2001-04

Total Chances

Game: 21, Brian Mahaffey, 5/1/88 vs. ORU
Season: 601, Jason Hart, 1997
Career: 1,703, Justin Paulsen, 2015-17

Double Plays

Game: 5, Ryan Howard, 3/30/99 vs. SE Missouri
Season: 60, Ryan Howard, 1999
Career: 151, Ryan Howard, 1999-01

Fielding Average

Season: 1.000, Bill Helfrecht, 1968; Jim Anderson, 1970; Corby Fister and Cory Krueger, 1989; Chad Lakin and Cory Krueger, 1990; Shawn Padgett, 1991; Chad Lakin, 1992; Micah Holst, 1999; Dant'e Brinkley, 2002; Nolan Keane, 2008; Aaron Conway, 2010
Career: .993, Ben Whetstone, 2017-pr.

Individual Pitching

Games

Season: 37, Jake Fromson, 2017
Career: 88, Bryan Young, 2014-17

Games Started

Season: 17, Doug Still, 2017; Matt Hall, 2015; Cody Schumacher, 2012
Career: 49, Brad Ziegler, 2000-03

Complete Games

Season: 10, Brian Wisser, 1986
Career: 18, Brad Ziegler, 2000-03

Innings Pitched

Game: 11.0, John Rheinecker, 3/3/01 vs. Arkansas State
Season: 125.0, Matt Hall, 2015
Career: 365.0, Brad Ziegler, 2000-03

Consecutive Scoreless Innings Pitched

Season: 38.1, Nick Petree, 4/6/12 to 5/17/12
Career: 38.1, Nick Petree, 4/6/12 to 5/17/12

Hits Allowed

Game: 16, Tom Fulkerson, 3/19/85 vs. UTA
Season: 115, Brad Ziegler, 2003
Career: 371, Brad Ziegler, 2000-03

Fewest Hits Allowed

Game: 0, Steve Dunn, 4/12/79 vs. Evangel (5 inn.); Scott Buchheit-Darrell Maus-Matt Brewer-Terry Menown, 3/14/89 vs. Lincoln; Mike Whitley, 5/2/94 vs. SE Missouri (7 inn.)

Runs Allowed

Game: 13, Rand Chappell, 3/20/84 vs. Southern; Scott Prince, 3/11/85 vs. Indiana State
Season: 71, Jim Gibbs, 1987; Jarrod Mays, 1996
Career: 207, John Hardin, 1996-00

Earned Runs Allowed

Game: 12, Mike Hill, 4/18/75 vs. Central Missouri; Scott Prince, 3/11/85 vs. Indiana State
Season: 63, Scott Geitz, 1998
Career: 169, John Hardin, 1996-00

Walks Allowed

Game: 10, Stean Thornton, 5/2/76 vs. UMSL
Season: 75, Dirk Lindauer, 1991
Career: 206, Mike Whitley, 1992-95

Strikeouts

Game: 17, Charles Burt, 5/16/69 vs. Northwest Missouri State; Gary Wilson, 3/23/67 vs. Oklahoma Christian
Season: 171, Matt Hall, 2015
Career: 330, Brad Ziegler, 2000-03

Earned Run Average

Season: 0.59, Dick Jones, 1971
Career: 1.55, Dick Jones, 1969-72

Wins

Season: 12, Matt Hall, 2015; Brad Ziegler, 2003
Career: 32, Brad Ziegler, 2000-03

Losses

Season: 9, Brett Sinkbeil, 2005; Pat Doyle, 2010; Mike Kickham, 2010
Career: 16, Gary Wilson, 1964-67; Dustin Tignor, 1996-00; Pat Doyle, 2007-10

Winning Percentage

Season (6 or more wins): 1.000, Sam Perez, 2016; Bryan Young, 2015; Ken Watkins, 1969; Jody Payne, 1978; Kirby Cannon, 1980; Dan Harwell, 1983; Tim Clubb, 2008
Career: .909, Sam Perez, 2013-16; Greg Reed, 1987-88

Shutouts

Season: 3, Ken Watkins, 1969; Steve Dunn, 1979; Greg Reed, 1988; Craig Sands, 1990; Paul Marsala, 2004
Career: 4, Ken Watkins, 1967-70

Saves

Season: 16, Bryan Young, 2015
Career: 35, Bryan Young, 2014-17

Team Batting

Games Played

Season: 66, 2003

At-Bats

Game: 64, 5/1/88 vs. ORU
Season: 2,260, 2002

Runs

Game: 37, 3/7/88 vs. Benedictine
Season: 607, 1999

Hits

Game: 34, 3/7/88 vs. Benedictine; 3/21/89 vs. UMBC
Season: 720, 2002

Doubles

Game: 10, 3/11/95 vs. Truman
Season: 149, 2002

Triples

Game: 6, 4/8/66 vs. Missouri S&T
Season: 36, 2001

Home Runs

Game: 12, 4/20/99 vs. Pittsburg State
Season: 144, 1999

Runs Batted-In

Game: 36, 3/7/88 vs. Benedictine
Season: 561, 1999

Batting Average

Season: .373, 1981

Total Bases

Game: 72, 4/20/99 vs. Pittsburg State
Season: 1,275, 1999

Extra-Base Hits

Game: 19, 4/20/99 vs. Pittsburg State
Season: 270, 1999

Slugging Average

Season: .626, 1999

Game-Winning RBI

Season: 45, 1986

Hit By Pitch

Game: 9, 2/22/08 vs. DBU; 5/11/08 vs. Middle Tennessee
Season: 80, 2004

Walks

Game: 18, 4/5/16 vs. Saint Louis
Season: 351, 2017

Strikeouts

Game: 26, 2/26/10 at UTA
Season: 516, 2017

Fewest Strikeouts

Season: 116, 1981

Sacrifice Hits

Game: 6, 4/25/81 vs. UMSL
Season: 54, 2015

Sacrifice Flies

Game: 5, 5/19/02 vs. Indiana State; 4/3/07 vs. SEMO
Season: 44, 2002

Stolen Bases

Game: 10, 3/18/85 vs. North Texas; 4/15/86 vs. Evangel
Season: 118, 1986

Team Fielding

Putouts

Game: 48, 5/1/88 vs. ORU; 4/6/04 vs. Arkansas
Season: 1,703, 2003

Assists

Game: 25, 5/1/88 vs. ORU
Season: 686, 1997

Errors

Game: 11, 3/14/64 vs. Arkansas State
Season: 134, 1984

Fewest Errors

Season: 37, 1968

Total Chances

Game: 74, 5/1/88 vs. ORU
Season: 2,456, 2002

Double Plays

Game: 5, 3/15/85 vs. Missouri Western
Season: 66, 1986

Fielding Average

Season: .976, 2015

Team Pitching

Complete Games

Season: 34, 1986

Innings Pitched

Game: 16, 5/1/88 vs. ORU; 4/6/04 vs. Arkansas
Season: 567.2, 2003

Walks

Game: 17, 5/25/97 vs. Rice
Season: 317, 1992

Strikeouts

Game: 19, 3/23/67 vs. Oklahoma Christian
Season: 560, 2017

Shutouts

Season: 11, 2012

Saves

Season: 18, 2015 and 2011

Earned Run Average

Season: 2.57, 2012

MISSOURI STATE BASEBALL

Games 7-8 | MISSOURI STATE BEARS vs. CENTRAL ARKANSAS BEARS | Feb. 26-27, 2019 | Springfield, Mo. | Hammons Field | KBFL 1060 AM/96.9 FM | ESPN+

MISSOURI STATE SINGLE-SEASON RECORDS

Hitting			Pitching			Fielding			
Games			Games			Games Started			
Dant'e Brinkley (03)	66	Dant'e Brinkley (03)	278	Matt Cepicky (99)	90	Jake Fromson (17)	37	Doug Still (17)	17
Brooks Colvin (03)	66	Brooks Colvin (03)	267	Matt Gardner (99)	82	Sam Perez (16)	36	Matt Hall (15)	17
Shaun Marcum (03)	66	Matt Gardner (02)	256	Micah Holst (99)	75	Connor Sechler (18)	32	Cody Schumacher (12)	17
Adam Pummill (03)	66	Greg Mathis (02)	251	Jason Hart (98)	71	Zach Merciez (15)	31	Dylan Coleman (18)	16
Rick Wilson (03)	66	Dave Slemmer (95)	251	Jake Burger (17)	69	Bryan Young (15)	30	Dylan Coleman (17)	16
Greg Mathis (03)	65	Matt Gardner (01)	250	Bill Mueller (91)	69	Sam Perez (15)	27	Jordan Knutson (16)	16
Tony Piazza (03)	64	Dant'e Brinkley (02)	249	Dant'e Brinkley (03)	68	Tyler Burgess (12)-Young (15)	26	Nick Petree (12)	16
Matt Gardner (02)	64	Joey Hawkins (15)	248	Ryan Howard (99)	67	Scott Geitz (95)	26	Chad Mulholland (03)	16
Greg Mathis (02)	64	Helms (12)-Voit (12)	248	Jeremy Eierman (17)	68	Five tied with	25	Brad Ziegler (03)	16
Tony Piazza (02)	64	Mathis (03)-Medrano (12)	248	Steve Meyer (86)	67			Nine tied with	15
Hits			Doubles			Innings Pitched			
Dant'e Brinkley (03)	96	Bill Mueller (91)	76	Steve Meyer (86)	26	Matt Hall (15)	125.0		
Steve Hacker (95)	96	Ben Woodbury (08)	71	Spiker Helms (12)	23	Chad Mulholland (03)	119.2		
Dave Slemmer (95)	96	Dant'e Brinkley (03)	67	Brandon Jackson (98)	23	8 Nick Petree (12)	115.1		
Micah Holst (99)	94	Micah Holst (99)	63	Jake Burger (15)	22	Derek Drage (04)	112.1		
Ben Woodbury (08)	92	Kevin Medrano (12)	62	Matt Gardner (02)	22	Mark Lopinet (70)	106.2		
Matt Cepicky (99)	92	Kevin Medrano (10)	62	Chad Lakin (92)	22	8 Tim Clubb (08)	103.2		
Jason Hart (98)	92	Adam Pummill (03)	62	Lakin (93)-Drake (08)	21	Doug Still (17)	103.0		
Jason Hart (97)	91	Brooks Colvin (03)	61	Johnson (88)-Brewer (91)	21	7 Jon Harris (15)	103.0		
Brandon Jackson (98)	89	Matt Gardner (99)	60	Howard Bell (86)	21	Dylan Coleman (18)	102.2		
Kevin Medrano (10)	86	Six players tied with	59	Kneeshaw (95)-Mantle (08)	20	Brian Wisser (86)	102.2		
Mueller (91)-Brinkley (02)	86			Mahaffey (87)-Hart (96)	20				
Triples			Runs Batted-In			Hits Allowed			
Dant'e Brinkley (01)	12	Steve Hacker (95)	37	Matt Cepicky (99)	100	Brad Ziegler (03)	115	Jarrod Mays (96)	71
Aaron Conway (09)	8	Matt Cepicky (99)	30	Steve Hacker (95)	95	Jarrod Mays (96)	113	Jim Gibbs (87)	71
Evan Pratte (90)	8	Jason Hart (98)	28	Jason Hart (98)	91	Pat Doyle (10)	112	Tim Clubb (09)	70
Mark Garrett (81)	8	Jon Hale (99)	25	Steve Meyer (86)	83	Derek Drage (04)	107	Scott Geitz (98)	70
Bobby Naron (80)	8	Spencer Johnson (16)	24	Matt Brewer (91)	75	Paul Crain (91)	107	Pat Doyle (10)	66
Hunter Steinmetz (16)	7	Jeremy Eierman (17)	23	Jake Burger (16)	72	Brian Wisser (86)	104	Mike Kickham (10)	66
Greg Mathis (01)	7	Nick Kays (99)	23	Spencer Johnson (16)	70	Mike Kickham (10)	101	Bryan Buschhorn (97)	64
Brad Kennedy (96)	7	Jake Burger (17)	22	Brian Mahaffey (88)	69	Chad Mulholland (03)	101	Mike Whitley (93)	64
Greg Brewer (86)	7	Jake Burger (16)	21	Jeremy Eierman (17)	68	Blake Barber (11)	100	Brett Sinkbeil (05)	63
J.D. Warner (83)	7	Brian Mahaffey (88)	21	Jon Hale (99)	68	Jim Gibbs (87)	100	Brad Ziegler (03)	60
Game-Winning RBI			On-Base Percentage			Runs Allowed			
Steve Hacker (95)	13	J. D. Warner (83)	.442	Danny Iseminger (83)	.563	Scott Geitz (98)	63	Dick Jones (71)	0.59
Steve Meyer (86)	13	Bob Blakley (74)	.440	Jim Nichols (65)	.561	Jarrod Mays (96)	60	Nick Petree (12)	1.01
Chris Playter (09)	11	Jim Nichols (65)	.438	Rich Clarkston (85)	.535	Mike Whitley (93)	58	Ken Watkins (69)	1.60
Jake Burger (17)	10	Terry Repp (81)	.432	Doug Bagby (83)	.509	Mike Kickham (10)	56	Craig Sands (90)	1.60
Matt Brewer (89, 91)	10	Rick Clarkston (85)	.427	Cal Armstrong (73)	.506	Bryan Buschhorn (97)	54	Nick Petree (13)	1.61
Bax (84)-Bailey (82)	10	Jason Hart (98)	.416	Mark Garrett (81)	.503	Dylan Coleman (17)	53	David Oatman (74)	1.69
Brian Mahaffey (87)	9	Steve Meyer (86)	.416	Matt Cepicky (99)	.500	Jim Gibbs (87)	51	Wes Rhea (64)	1.70
Brent Seifert (12)-Matheny (15)	8	Mark Garrett (81)	.416	John Knott (92)	.500	Tim Clubb (09)	50	Jan Schmidt (72)	1.80
Pratte (91)-Cepicky (99)	8	Brayden Drake (09)	.414	Keith Champion (81)	.495	Brad Ziegler (03)	50	Dale Bowling (89)	1.88
Dave (81)-Bartlett (90)	8	Matt Cepicky (99)	.414	Rick Clarkston (84)	.493	Paul Crain (91)	48	Mike Hill (76)	1.97
Extra-Base Hits			Slugging Average			Earned Run Average			
Steve Hacker (95)	55	Steve Hacker (95)	225	Steve Hacker (95)	.957	Dirk Lindauer (91)	75	Matt Hall (15)	171
Steve Meyer (86)	48	Matt Cepicky (99)	193	Mark Mennemeier (77)	.896	Mike Whitley (93)	68	Dylan Coleman (18)	129
Jason Hart (98)	43	Jason Hart (98)	191	Matt Cepicky (99)	.869	Dylan Coleman (18)	59	Pierce Johnson (12)	119
Spencer Johnson (16)	41	Steve Meyer (86)	173	Jason Hart (98)	.864	Bart Evans (92)	58	Chad Mulholland (03)	117
Matt Cepicky (99)	40	Jason Hart (97)	168	Steve Meyer (86)	.859	John Hardin (00)	54	Jon Harris (15)	116
Jeremy Eierman (17)	39	Dave Slemmer (95)	165	Bob Blakley (74)	.820	Bryan Buschhorn (97)	52	Nick Petree (12)	114
Lance Burkhardt (96)	38	Jeremy Eierman (17)	164	Jon Hale (99)	.779	John Hardin (99)	52	Sam Perez (16)	112
Matt Cepicky (98)	37	Jake Burger (16)	162	Ken Brown (66)	.760	Mike Whitley (92)	52	Nick Petree (13)	111
Jason Hart (97)	37	Jake Burger (17)	160	Jim Nichols (65)	.750	Mike Godfrey (86)	51	Ross Detwiler (07)	110
Dave Slemmer (95)	37	Hale (99)-Cepicky (98)	159	Matt Cepicky (98)	.729	Dylan Coleman (17)	50	Jarrod Mays (95)	107
Walks			Hit By Pitch			Strikeouts			
Dylan Becker (15)	55	Ryan Howard (01)	74	Jeremy Isenhower (02)	23	Dirk Lindauer (91)	75	Matt Hall (15)	171
Bill Mueller (91)	52	Tony Piazza (02)	69	Ben Carlson (09)	22	Mike Whitley (93)	68	Dylan Coleman (18)	129
Spencer Johnson (16)	46	Nick Kays (99)	68	Jud Kindle (04)	20	Dylan Coleman (18)	59	Pierce Johnson (12)	119
Spencer Johnson (15)	46	Jeremy Eierman (16)	67	Matt Brown (18)	19	Bart Evans (92)	58	Chad Mulholland (03)	117
John Privitera (18)	45	Tony Piazza (03)	66	Tate Matheny (15)	18	John Hardin (00)	54	Jon Harris (15)	116
Spiker Helms (12)	44	Matt Brown (18)	62	Ben Carlson (08)	16	Bryan Buschhorn (97)	52	Nick Petree (12)	114
Brad Kennedy (95)	44	Jeremy Eierman (17)	61	Jeremy Eierman (17)	12	John Hardin (99)	52	Sam Perez (16)	112
Burger (17)-Paulsen (15)	43	Hunter Steinmetz (17)	59	Brayden Drake (09)	12	Mike Whitley (92)	52	Nick Petree (13)	111
Helms (11)-Keane (08)	42	Dant'e Brinkley (03)	58	John Knott (92)	12	Mike Godfrey (86)	51	Ross Detwiler (07)	110
Fister (90)-Guttin (76)	42	Spencer Johnson (15)	57	Nine players tied with	11	Dylan Coleman (17)	50	Jarrod Mays (95)	107
Stolen Bases			Sacrifice Hits			Losses			
Greg Brewer (86)	30	Joey Hawkins (15)	29	Brooks Colvin (03)	9	Matt Hall (15)	12	Pat Doyle (10)	9
Mike Ruble (88)	29	Joey Hawkins (14)	19	Greg Mathis (02)	8	Brad Ziegler (03)	12	Mike Kickham (10)	9
Dant'e Brinkley (02)	25	Eric Cheray (12)	13	Dylan Becker (15)	7	Clubb (08)-Baumann (09)	11	Brett Sinkbeil (05)	9
John Wahlig (87)	25	Joey Hawkins (13)	13	Justin Paulsen (15)	7	Dylalin Coleman (18)	10	Derek Drage (04)	7
Aaron Conway (10)	24	John Knott (92)	12	Brent Bartlett (90)	7	Petree (12)-Mulholland (03)	10	Brad Ziegler (00)	7
Dant'e Brinkley (03)	24	Toby Gardenhire (04)	11	Evan Pratte (90)	7	Mays (95)-Wisser (86)	10	Jarrod Mays (96)	7
Bill Mueller (92)	23	Travis McComack (13)	10	Spencer Johnson (16)	6	Petree (11)-Perez (15)	9	Jim Freie (84)	7
Larry Doss (86)	22	Kevin Medrano (09)	10	Medrano (11)-Voit (12)	6	Garola (97)-Ziegler (01)	9	Gary Wilson (64)	7
Jeremy Eierman (18)	20	Ben Woodbury (08)	9	Piazza (02)-McComack (11)	6	Gibbs (87)-Lindauer (91)	9	Seven players tied with	6
Matt Lawson (06)	20	Kneeshaw (96)-Marcum (02)	9	Colvin (02)-Isenhower (02)	6	Watkins (69)-Anderson (80)	9		
Bill Goedde (86)	20	Kasper (75)-Royle (78)	9	Bartlett (89)-Collier (99)	6				
				Winston (75)-Kelly (88)	6				
Sacrifice Flies			Winning Percentage			Shutouts			
Greg Brewer (86)	30	Brooks Colvin (03)	9	Sam Perez (16)	1.000	Paul Marsala (04)	3		
Mike Ruble (88)	29	Greg Mathis (02)	8	Bryan Young (15)	1.000	Craig Sands (90)	3		
Dant'e Brinkley (02)	25	Eric Cheray (12)	7	Tim Clubb (08)	1.000	Greg Reed (88)	3		
John Wahlig (87)	25	Joey Hawkins (13)	7	Dann Whiteside (90)	1.000	Steve Dunn (79)	3		
Aaron Conway (10)	24	John Knott (92)	7	Channy Harwell (83)	1.000	Ken Watkins (69)	3		
Dant'e Brinkley (03)	24	Evan Pratte (90)	7	Kirby Cannon (80)	1.000	12 players tied with	2		
Bill Mueller (92)	23	Spencer Johnson (16)	6	Jody Payne (78)	1.000				
Larry Doss (86)	22	Medrano (11)-Voit (12)	6	Ken Watkins (69)	1.000				
Jeremy Eierman (18)	20	Piazza (02)-McComack (11)	6	Buddy Baumann (09)	.917				
Matt Lawson (06)	20	Colvin (02)-Isenhower (02)	6	Sam Perez (15)	.909				
Bill Goedde (86)	20	Bartlett (89)-Collier (99)	6	Steve Anderson (80)	.900				
		Winston (75)-Kelly (88)	6						
Saves			Fielding Average			Victories			
Bryan Young (15)	16	Aaron Conway (10)	1.000	Matt Hall (15)	12	Pat Doyle (10)	9		
Dan Kickham (11)	13	Kyle Paul (07)	1.000	Brad Ziegler (03)	12	Mike Kickham (10)	9		
Shaun Marcum (03)	13	Dant'e Brinkley (02)	1.000	Clubb (08)-Baumann (09)	11	Brett Sinkbeil (05)	9		
Bryan Young (16)	11	Micah Holst (99)	1.000	Dylalin Coleman (18)	10	Derek Drage (04)	7		
Tyler Burgess (12)	11	Chad Lakin (92)	1.000	Petree (12)-Mulholland (03)	10	Brad Ziegler (00)	7		
Chris Krawczyk (06)	9	Shawn Padgett (91)	1.000	Mays (95)-Wisser (86)	10	Jarrod Mays (96)	7		
Connor Sechler (18)	8	Corby Fister (89)	1.000	Petree (11)-Perez (15)	9	Jim Freie (84)	7		
Bryan Young (17)	8	Cory Krueger (89)	1.000	Garola (97)-Ziegler (01)	9	Gary Wilson (64)	7		
Matt Frevert (08)	8	Justin Paulsen (16)	1.000	Gibbs (87)-Lindauer (91)	9	Seven players tied with	6		
Grant Gordon (10)	7	Tony Piazza (03)	1.000	Watkins (69)-Anderson (80)	9				
Tony Floyd (88)	7	Bill Helfrecht (68)	1.000						

Statistical Minimums: Batting Average, Slugging Average and On Base Percentage based on minimum of one time at bat for each game played by team; Fielding Average based on minimum of 50 total chances; Earned Run Average based on minimum of one inning pitched per game played by team; Winning Percentage based on a minimum of six decisions.

MISSOURI STATE BASEBALL

Games 7-8 | MISSOURI STATE BEARS vs. CENTRAL ARKANSAS BEARS | Feb. 26-27, 2019 | Springfield, Mo. | Hammons Field | KBFL 1060 AM/96.9 FM | ESPN+

MISSOURI STATE CAREER RECORDS

Hitting

Games	At Bats	Runs	
Matt Gardner (99-02)	236	Matt Gardner (99-02)	972
Greg Mathis (00-03)	232	Kevin Medrano (09-12)	895
Chris Curry (95-98)	227	Greg Mathis (00-03)	873
Brooks Colvin (01-04)	224	Micah Holst (96-99)	865
Micah Holst (96-99)	223	Chris Curry (95-98)	843
Evan Pratte (88-91)	220	Brayden Drake (06-09)	817
Kevin Medrano (09-12)	217	Dan'te Brinkley (00-03)	813
Dylan Becker (12-15)	216	Brooks Colvin (01-04)	806
Bill Mueller (90-93)	216	Luke Voit (10-13)	776
Dan'te Brinkley (00-03)	215	Evan Pratte (88-91)	773
Hits	Singles	Doubles	
Matt Gardner (99-02)	316	Brayden Drake (06-09)	67
Kevin Medrano (09-12)	310	Bill Mueller (90-93)	222
Bill Mueller (90-93)	289	Matt Gardner (99-02)	213
Micah Holst (96-99)	284	Micah Holst (96-99)	200
Dan'te Brinkley (00-03)	279	Dan'te Brinkley (00-03)	190
Brayden Drake (06-09)	268	Evan Pratte (88-91)	190
Chris Curry (95-98)	266	Brooks Colvin (01-04)	188
Jason Hart (96-98)	263	Greg Mathis (00-03)	179
Greg Mathis (00-03)	262	Chris Curry (95-98)	168
Evan Pratte (88-91)	259	Brayden Drake (06-09)	167
Triples	Home Runs	Runs Batted-In	
Mark Garrett (79-82)	20	Jason Hart (96-98)	63
Dan'te Brinkley (00-03)	19	Nick Kays (97-00)	60
Aaron Conway (08-11)	16	Steve Hacker (93-95)	59
Evan Pratte (88-91)	15	Matt Cepicky (97-99)	51
Greg Mathis (00-03)	13	Ryan Howard (99-01)	50
Micah Holst (96-99)	13	Jake Burger (15-17)	47
Jeremy Isenhower (01-02)	12	Jeremy Eierman (16-18)	42
Bill Mueller (90-93)	12	Brian Mahaffey (85-88)	42
J.D. Warner (82-83)	12	Ben Carlson (07-09)	38
Blakley (74-77)-Snider (76-79)	12	Chris Curry (95-98)	37
Game-Winning RBI	Batting Average	On-Base Percentage	
Steve Hacker (93-95)	23	J.D. Warner (82-83)	426
Matt Brewer (89-91)	22	Danny Iseminger (83-84)	406
Matt Gardner (99-02)	19	Rick Clarkston (84-85)	405
Luke Voit (10-13)	18	Jeff Kaiser (87-88)	402
Matt Cepicky (97-99)	18	Corby Fister (89-90)	402
Evan Pratte (88-91)	18	Rick Hardesty (82-83)	384
Jake Burger (15-17)	17	Larry Doss (86-87)	380
Chris Playter (05-09)	17	Matt Cepicky (97-99)	378
Jason Hart (96-98)	17	Jason Hart (96-98)	377
Brian Mahaffey (85-88)	17	Larry Goessling (77-78)	377
		Bill Mueller (90-93)	376
Extra-Base Hits	Total Bases	Slugging Average	
Jason Hart (96-98)	116	Jason Hart (96-98)	506
Steve Hacker (93-95)	110	Matt Gardner (99-02)	496
Matt Gardner (99-02)	103	Steve Hacker (93-95)	466
Nick Kays (97-00)	102	Nick Kays (97-00)	460
Brayden Drake (06-09)	101	Micah Holst (96-99)	447
Jake Burger (15-17)	100	Matt Cepicky (97-99)	444
Chris Curry (95-98)	98	Chris Curry (95-98)	442
Matt Cepicky (97-99)	97	Jake Burger (15-17)	440
Jeremy Eierman (16-18)	95	Brayden Drake (06-09)	431
Brian Mahaffey (85-88)	95	Dan'te Brinkley (00-03)	419
Walks	Strikeouts	Hit By Pitch	
Bill Mueller (90-93)	154	Nick Kays (97-00)	207
Spencer Johnson (13-16)	133	Spencer Johnson (13-16)	179
Eric Cheray (12-15)	129	Ryan Howard (99-01)	176
Dylan Becker (12-15)	124	Greg Mathis (00-03)	176
Justin Paulsen (15-17)	118	Jeremy Eierman (16-18)	175
Travis McComack (09-13)	116	Dan'te Brinkley (00-03)	172
Hunter Steinmetz (16-18)	115	Matt Gardner (99-02)	156
J.J. Scerba (92-96)	104	Aaron Conway (08-11)	150
Nolan Keane (05-08)	102	Jeff Sauer (92-95)	145
Chris Curry (95-98)	98	Travis McComack (09-13)	142
Stolen Bases	Sacrifice Hits	Sacrifice Flies	
Dan'te Brinkley (00-03)	69	Joey Hawkins (12-15)	62
Aaron Conway (08-11)	69	Kevin Medrano (09-12)	28
Bill Mueller (90-93)	65	Eric Cheray (12-15)	25
Mark Garrett (79-82)	54	Travis McComack (09-13)	20
Micah Holst (96-99)	52	Brooks Colvin (01-04)	20
Mike Ruble (84-88)	52	Dan Kneeshaw (92-96)	19
Bobby Narron (77-80)	49	Bill Mueller (90-93)	18
Jeremy Eierman (16-18)	44	Evan Pratte (88-91)	18
Jeff Sauer (92-94)	44	Aaron Conway (08-11)	17
Greg Mathis (00-03)	43	Mike Royle (77-80)	17

Statistical Minimums: Batting Average, Slugging Average and On Base Percentage based on minimum of 150 at bats in career; Fielding Average based on minimum of 150 total chances; Earned Run Average based on a minimum of 75.0 IP; Winning Percentage based on a minimum of 10 victories.

Pitching

Games	Games Started
Bryan Young (14-17)	88
Scott Geitz (95-98)	87
Zach Merciez (12-15)	84
Grant Gordon (10-13)	82
Sam Perez (13-16)	80
Jake Franson (16-18)	79
Pat Doyle (07-10)	73
Chris Krawczyk (03-06)	70
Jordan Knutson (14-17)	68
Brad Ziegler (00-03)	66
Complete Games	Innings Pitched
Brad Ziegler (00-03)	18
Ken Watkins (67-70)	18
Kirby Cannon (77-80)	16
Dale Bowling (85-89)	15
Wade Palmer (73-76)	15
Gary Wilson (64-67)	15
Jim Gibbs (85-87)	14
Mark Lopinot (70-71)	14
Dick Jones (69-72)	14
Wisser (85-86)-Crain (89-91)	13
Hits Allowed	Runs Allowed
Brad Ziegler (00-03)	371
Jeff Gray (01-04)	297
Jordan Knutson (14-17)	289
Scott Geitz (95-98)	281
Tim Clubb (07-09)	277
John Hardin (96-00)	276
Jarrod Mays (94-96)	266
Bryan Buschhorn (96-99)	259
Nick Petree (11-13)	250
Pat Doyle (07-10)	243
Earned Runs Allowed	Earned Run Average
John Hardin (96-00)	169
Bryan Buschhorn (96-99)	154
Scott Geitz (96-98)	148
Brad Ziegler (00-03)	147
Dylan Coleman (16-18)	136
Jordan Knutson (14-17)	136
Jeff Gray (01-04)	133
Mike Whitley (92-95)	128
Dustin Tignor (96-00)	122
Jarrod Mays (94-96)	121
Walks	Strikeouts
Mike Whitley (92-95)	206
John Hardin (96-00)	191
Dylan Coleman (16-18)	158
Dave Dickensheet (79-82)	139
Steve Anderson (78-81)	128
Scott Geitz (95-98)	125
Bryan Buschhorn (96-99)	121
Darren Garrison (86-89)	119
Kirby Cannon (77-80)	115
Dirk Lindauer (90-91)	113
Victories	Losses
Brad Ziegler (00-03)	32
Nick Petree (11-13)	27
Kirby Cannon (77-80)	25
Dylan Coleman (16-18)	24
Gray (01-04)-Dickensheet (79-82)	23
Knutson (14-17)-Clubb (07-09)	21
Geitz (95-98)-Watkins (67-70)	21
Sam Perez (13-16)	20
Garrison (86-89)-Mays (94-96)	20
Palmer (73-76)-Anderson (78-81)	20
Winning Percentage	Shutouts
Sam Perez (13-16)	.909
Greg Reed (87-88)	.909
Darren Garrison (86-88)	.870
Mike Hill (75-76)	.846
Ken Watkins (67-70)	.840
Paul Crain (89-90)	.813
Greg Reed (87-88)	.794
Cody Schumacher (12-14)	.789
Kirby Cannon (77-80)	.781
Scott Geitz (95-98)	.778
Anderson (78-81)-Prince (82-85)	.769
Games Started	Putouts
Brad Ziegler (00-03)	49
Jordan Knutson (14-17)	46
John Hardin (96-00)	46
Dylan Coleman (16-18)	46
Aaron Meade (08-10)	41
Nick Petree (11-13)	41
Brett Sinkbeil (04-06)	40
Jon Harris (13-15)	39
Jeff Gray (01-04)	39
Kirby Cannon (77-80)	39
Innings Pitched	Assists
Brad Ziegler (00-03)	365.0
Nick Petree (11-13)	311.2
Jordan Knutson (14-17)	281.0
Jeff Gray (01-04)	279.2
Tim Clubb (07-09)	278.0
Dylan Coleman (16-18)	274.1
John Hardin (96-00)	266.0
Jon Harris (13-15)	259.1
Scott Geitz (95-98)	258.2
Matt Hall (13-15)	244.0
Runs Allowed	Errors
John Hardin (96-00)	207
Brad Ziegler (00-03)	205
Bryan Buschhorn (96-99)	184
Scott Geitz (95-98)	183
Jeff Gray (01-04)	175
Pat Doyle (07-10)	157
Ben Walker (94-98)	154
Mike Whitley (92-95)	154
Jordan Knutson (14-17)	153
Tim Clubb (07-09)	150
Total Chances	
Justin Paulsen (15-17)	1703
Jason Hart (96-98)	1645
Luke Voit (10-13)	1637
Ryan Howard (99-01)	1546
Tim Rafferty (02-06)	1367
Ron Snider (76-79)	1253
Chris Curry (95-98)	1187
J.J. Scerba (92-96)	1155
Don Firlit (99-00)	1100
Steve Hacker (93-95)	1074
Double Plays	
Ryan Howard (99-01)	151
Jason Hart (96-98)	147
Chris Curry (95-98)	141
Justin Paulsen (15-17)	122
Evan Pratte (88-91)	121
Kevin Medrano (09-12)	113
Travis McComack (09-13)	111
Matt Gardner (99-02)	107
Tim Rafferty (02-06)	105
Ron Snider (76-79)	95
Fielding Average	
Ben Whetstone (17-pr.)	.993
Steve Seal (69-70)	.992
Tate Matheny (13-15)	.991
Kyle Paul (07-08)	.991
Doug Bagby (72-73)	.991
Piazza (02-03)-Reinsch (82-83)	.990
Landan Ruff (15-18)	.990
Hacker (93-95)-Goessling (77-78)	.989
Fultz (14-16)-Castro (15-16)	.988
Ron Snider (76-79)	.988
Saves	
Bryan Young (14-17)	35
Shaun Marcum (02-03)	18
Matt Frevert (06-08)	15
Tyler Burgess (12-14)	14
Bob Zimmermann (01-03)	13
Grant Gordon (10-11)	12
Dan Kickham (11)	11
Chris Krawczyk (03-06)	11
Matt Gilmer (94-97)	11
Tony Floyd (87-88)	9
Dave Dickensheet (79-82)	9

Statistical Minimums: Batting Average, Slugging Average and On Base Percentage based on minimum of 150 at bats in career; Fielding Average based on minimum of 150 total chances; Earned Run Average based on a minimum of 75.0 IP; Winning Percentage based on a minimum of 10 victories.

MISSOURI STATE BASEBALL

Games 7-8 | MISSOURI STATE BEARS vs. CENTRAL ARKANSAS BEARS | Feb. 26-27, 2019 | Springfield, Mo. | Hammons Field | KBFL 1060 AM/96.9 FM | ESPN+

THE LAST TIME...

A Missouri State Hitter Had...

8 at-bats in a game	Adam Pummill vs. UNC Greensboro, 2/25/06
3 at-bats in an inning	Ryan Howard, Nick Kays (both 3-for-3) vs. Evangel, 4/21/99
4 hits in a game	Ryan Skalnik vs. Illinois State, 4/21/18
5+ hits in a game	(5) Jeremy Eierman at Arkansas, 5/17/16
5+ runs in a game	(5) Jake Burger vs. Western Illinois, 3/16/16
4 runs in a game	Hunter Steinmetz at Bradley, 4/28/18
3+ doubles in a game	(3) Justin Paulsen at Evansville, 4/29/17
2+ triples in a game	(2) Eric Cheray vs. Northern Illinois, 2/21/14
A grand slam	Jeremy Eierman vs. CSUN, 3/25/18
A pinch hit home run	Sam Faith vs. Seton Hall, 3/17/18
An inside the park home run	Hunter Steinmetz vs. Western Illinois, 3/16/16
A pinch hit grand slam	Matt Dezort vs. Saint Louis, 4/1/14
Hit for the cycle	Matt Cepicky at Indiana State, 3/29/98
A hit from each side of the plate	Drew Millas at Valparaiso, 5/5/18
A 10-15-game hit streak	(13) Ben Whetstone, 5/11/18 to 6/3/18
A 16-19-game hit streak	(19) Hunter Steinmetz, 3/5/16 to 4/2/16
A 20-24-game hit streak	(20) Aaron Meyer, 3/5/16 to 4/5/16
A 25-29-game hit streak	(29) Kevin Medrano, 3/23/10 to 5/14/10
A 30-game hit streak	(30) Brayden Drake, 4/27/08 to 3/29/09
10+ RBIs in a game	(11) John Knott vs. UNI, 5/2/92
9 RBIs in a game	Spencer Johnson vs. Kansas, 4/6/16
8 RBIs in a game	Brian Fuess vs. Bradley, 3/27/99
7 RBIs in a game	Jeremy Eierman vs. CSUN, 3/25/18
6 RBIs in a game	Blake Graham vs. Wichita State, 4/23/17
5 RBIs in a game	Jake Burger vs. Southern Illinois, 5/25/17
10+ total bases	(10) Jeremy Eierman at Saint Louis, 4/17/17
Reached safely 6 times	Joey Hawkins vs. Indiana State, 3/31/13
Hits in 5+ straight at-bats	(5) John Privitera, 2/15/19 to 2/16/19
5 walks in a game	Lance Burkhart vs. Nevada, 2/14/97
4 walks in a game	Matt Brown vs. Southern Illinois, 5/12/18
4 strikeouts in a game	Joey Polak at San Diego, 2/23/19
5 strikeouts in a game	Tyler Ryun at UT Arlington, 2/26/10
Stole home	John Privitera vs. Evansville, 4/8/18
3 stolen bases	Hunter Steinmetz vs. Western Illinois, 3/16/16
2 home runs in a game	Matt Brown vs. Indiana State, 5/25/18
3 home runs in a game	Spencer Johnson vs. Kansas, 4/6/16
Home runs in consecutive at-bats	Matt Brown vs. Indiana State, 5/25/18
Homered in 3 straight games	Jeremy Eierman, 3/3/17 to 3/5/17
Homered in 5 straight games	Brayden Drake, 5/5/09 to 5/14/09
2 hits in an inning	Ben Whetstone vs. Southern Illinois (4th), 5/12/18
Hit by 3 pitches in a game	Brayden Drake vs. Middle Tennessee, 5/11/08
Hit by 2 pitches in a game	Matt Brown at Kansas, 3/27/18
Led off the game with a home run	Hunter Steinmetz at TCU, 6/11/17
A walk-off home run	Jeremy Eierman vs. Oklahoma State, 6/2/17
A walk-off grand slam	Dylan Becker vs. Bradley, 4/20/13
A grand slam by a freshman	Jeremy Eierman vs. Central Michigan, 4/1/16
Consecutive multi-HR games	Ryan Howard, 2/23/00 and 2/27/00

A Missouri State Pitcher Had...

Pitched over 9 innings	(9.1) Clay Murphy vs. DBU, 5/20/14
A complete game (9)	Doug Still at New Mexico, 4/15/17
A complete game (7)	Dylan Coleman vs. Evansville, 5/23/18
A complete game as a freshman	Ty Buckner at Bradley, 4/29/18
Consecutive complete games (9)	Pierce Johnson, 3/15/12 and 3/23/12
3 straight complete games	Paul Marsala (4), 3/27/04 to 4/17/04
Pitched 5.0-6.2 innings of relief	(5.0) Connor Sechler at DBU, 5/27/18
Pitched 7.0-8.2 innings of relief	(7.1) Sam Perez at Indiana State, 5/27/16
Pitched 9+ innings of relief	(10.0) J.C. Casey at Creighton, 5/27/11
A shutout (9)	Doug Still at New Mexico, 4/15/17
A shutout (7)	Dylan Coleman vs. Evansville, 5/23/18
A combined shutout (9)	Ty Buckner (5.2) and Jake Fromson (3.1) vs. CSUN, 3/24/18
A shutout as a freshman	Tim Clubb at Arkansas State, 3/20/07
3+ hit batsmen in a game	(3) Logan Wiley vs. Nevada, 2/15/19
2+ pickoffs in a game	(2) Tyler McAlister vs. Texas Southern, 2/18/18
10+ strikeouts in a game	(11) Dylan Coleman vs. Illinois State, 4/20/18
15+ strikeouts in a game	(15) Matt Hall vs. Wichita State, 5/2/15
6+ walks in a game	(8) Dylan Coleman vs. Illinois State, 4/20/18
A 15-19 inning scoreless streak	(16.1) Jake Fromson, 2/17/17 to 3/10/17
A 20+ inning scoreless streak	(22.2) Sam Perez, 5/17/16 to 5/28/16
Retired 15+ consecutive batters	(15) Austin Knight vs. Missouri, 4/25/17
Retired 20+ consecutive batters	(20) Matt Hall vs. Wichita State, 5/5/13
A two-hitter	Jordan Knutson (8.0) and Jake Fromson (1.0) vs. DBU, 4/7/17
A one-hitter	Ty Buckner at Bradley, 4/29/18

A combined one-hitter	Dylan Coleman (7.0), Jake Fromson (1.0) and Bryan Young (1.0) vs. Indiana State, 5/13/17
A no-hitter	Mike Whitley (7) vs. Southeast Missouri, 5/4/94
A combined no-hitter	Scott Buchheit, Darrell Maus, Matt Brewer, Terry Menown vs. Lincoln, 3/14/89

Missouri State...

Scored 30+ runs	(30) vs. Evangel, 4/21/99
Scored 25-29 runs	(25) vs. Southwest Baptist, 4/4/00
Scored 20-24 runs	(21) at Indiana State, 5/4/08
Scored 15-19 runs	(16) vs. Missouri, 4/12/16
Scored 10+ runs in an inning	(10) 5th vs. Bradley, 4/11/17
Scored 9 runs in an inning	4th at Arkansas State, 4/15/09
Scored 8 runs in an inning	7th vs. Southern Illinois, 5/25/17
Scored 7 runs in an inning	4th at Evansville, 4/28/17
Had 30+ hits	(32) vs. Evangel, 4/21/99
Had 25-29 hits	(26) vs. Indiana State, 5/14/98
Had 20-24 hits	(22) vs. Bradley, 5/24/12
Had 6+ doubles	(6) at Evansville, 4/10/10
Had 4+ triples	(4) vs. Illinois State, 5/20/16
Stole 6+ bases	(6) vs. Indiana State, 5/12/17
Stole 4 bases in an inning	4th vs. Evansville, 4/8/18
Was hit by 6+ pitches	(7) vs. DBU, 2/25/11
Drew three consecutive HBP	vs. DBU, 2/25/11
Had 4+ sacrifice bunts	(5) at Southern Illinois, 5/10/15
Did not strike out	at Kansas State, 3/14/15
Hit into a triple play	vs. Indiana State, 5/15/09
Hit 7+ home runs	(7) vs. Middle Tennessee, 3/15/02
Hit 6 home runs	vs. Oral Roberts, 4/4/10
Hit 5 home runs	vs. UNI, 3/26/00
Hit 4 home runs	at DBU, 5/17/18
Hit 2 grand slams in a game	vs. Arkansas State, 3/22/16
Walked 10+ times	(10) at Valparaiso, 5/4/18
Was shut out	vs. Cal State Fullerton, 2/22/19
Was shut out at home	vs. Illinois State (1-0), 5/24/17
Was shut out in consecutive games	at Texas State (0-10), 2/17/19; vs. Cal State Fullerton (0-7), 2/22/19
Shut out back-to-back opponents	at Arkansas State, 3/1/17; vs. Central Arkansas, 3/3/17
Struck out 10+ batters	(10) vs. Utah, 2/16/19
Struck out 10+ times	(13) vs. Fresno State, 2/24/19
Was held to two or fewer hits	(2) at Texas State, 2/17/19
Hit back-to-back home runs	Matt Brown, Brooks Zimmerman at DBU, 5/17/18
Hit three straight home runs	Dan Firlit, Ryan Howard, Mike Collier vs. Arkansas Tech, 2/23/00
Turned 4+ double plays	(4) at Texas Tech, 2/19/12
Committed 6+ errors	(6) at Sam Houston State, 2/28/09
Swept a doubleheader	vs. Illinois State, 4/21/18
Lost both games of a doubleheader	vs. Oregon State, 4/13/18

A Missouri State Opponent...

Scored 25+ runs	(25) Rice, 5/25/97
Scored 20-24 runs	(20) Georgia Tech, 2/20/10
Scored 15-19 runs	(16) Nevada, 2/15/19
Threw a complete-game one-hitter	Chris Razo, Illinois State, 4/5/13
Threw a complete-game no-hitter	Vince Serafini, Evansville, 5/13/00
Hit 3 home runs	Dylan Brown, Oklahoma State, 3/11/08
Hit 2 home runs	Trevor Larnach, Oregon State, 4/13/18
Hit back-to-back home runs	Trooper Reynolds and Chane Lynch, DBU, 4/2/15
Hit a leadoff home run	Matt Hoeg, Iowa, 3/14/18
Hit a walk-off home run	Steffan Guest, UT Arlington, 2/27/10
Hit a grand slam	Michael Gretler, Oregon State, 4/13/18
Had 4 hits in a game	Jared Kengott, Southern Illinois, 5/13/18
Had 5+ hits in a game	(5) Jared Mang, New Mexico, 4/13/17
Had 5 RBIs	Collin Braithwaite, Illinois State, 5/19/17
Had 6+ RBIs	(6) Caleb Ricketts, San Diego, 2/23/19
Had 4+ stolen bases in a game	(4) Michael Faulkner, Arkansas State, 4/4/12
Scored 10+ runs in an inning	Middle Tennessee (10 in 8th), 2/20/09
Scored 9 runs in an inning	Georgia Tech (4th), 2/20/10
Scored 8 runs in an inning	Northern Illinois (9th), 2/21/14
Scored 7 runs in an inning	Oregon State (2nd), 4/13/18
Had 25-29 hits	(25) Rice, 5/25/97
Had 20-24 hits	(23) Nebraska, 2/20/11
Threw a complete game	(9.0) Alex Hurse, Tennessee Tech, 6/3/18
Struck out 10+ batters	(10) Mitch Janssen, Bradley, 4/28/18

MISSOURI STATE BASEBALL

Games 7-8 | MISSOURI STATE BEARS vs. CENTRAL ARKANSAS BEARS | Feb. 26-27, 2019 | Springfield, Mo. | Hammons Field | KBFL 1060 AM/96.9 FM | ESPN+



KEITH GUTTIN Head Coach

37th Season
Alma mater: UMSL (1978)

One of the most successful baseball coaches in Missouri Valley Conference history, **Keith Guttin** began his MSU head coaching career in 1983, and has spent the past 36 seasons building the Bears into one of the top programs in the country. Under Guttin, the Bears have won 61 percent of their games, averaging 35 victories a year and racking up 12 different 40-win seasons.

Guttin, who entered the 2019 season fifth among active Division I head coaches in career victories, has been a part of the MSU baseball program as a player, assistant coach and head coach for 41 of the program's 55 years. He took the helm of Bears baseball at the start of the 1983 season, coinciding with the move of Missouri State athletics to Division I status. He inherited the reins of the program from its only previous head baseball coach, former Missouri State Director of Athletics Bill Rowe. Guttin ultimately helped stretch MSU's string of consecutive winning seasons to 32 in a row, easily the longest of any Missouri State athletics team. His 1,260 career wins are the most recorded by any head coach in the 111-year history of Missouri State athletics, and the Bears have finished in the top half of the conference race in all but four of his 36 seasons.

During Guttin's tenure, 125 Bears have signed professional contracts, including six first-round draft picks and 18 players who have advanced to the Major Leagues. Additionally, MSU has won 20 combined conference regular-season and tournament championships and made 11 NCAA Division I Tournament appearances, including 10 in the last 23 years.

In 2003, Guttin led the Bears to the NCAA Division I College World Series for the first time in school history, marking the only trip to Omaha by a Division I team from the state of Missouri since 1965. He has been a conference coach of the year 11 times and was selected as the American Baseball Coaches Association Division I Midwest Region Coach of the Year in both 1997 and 2003.

Guttin's pupils have produced results off the diamond as well. Missouri State baseball players have been recognized on the Valley's all-academic team 65 times since the inception of the honor in 1992. Additionally, seven Bears have garnered academic All-America honors on 12 different occasions under Guttin, including three-time selection Brian Mahaffey.

Missouri State is coming off both its third NCAA Regional appearance and MVC regular-season title in the last four seasons. In 2017, the Bears won their first 18 Valley games en route to the title, then captured their third overall NCAA Regional crown by knocking off Arkansas in the deciding game of the Fayetteville Regional. MSU saw its storybook season come to an end at the Fort Worth Super Regional, as TCU secured a fourth straight trip to Omaha with a two-game sweep of Guttin's Bears. Consensus All-America picks Jake Burger and Jeremy Eierman led a potent Bears lineup that paved the way to a 43-20 campaign, while Valley pitcher of the year Jake Fromson led a star-studded pitching staff and garnered All-America recognition of his own.

The 2015 season will go down as one of the more

memorable campaigns for Guttin, who was inducted into both the Missouri Sports Hall of Fame and Springfield Area Sports Hall of Fame during the year. He also surpassed the 1,100 career victory mark early in MSU's record-setting season en route to earning his fifth MVC Coach of the Year nod. Under Guttin's guidance, the 2015 Bears set a program record with 49 victories and were ranked as high as No. 6 (*Baseball America*) in the nation while capturing the Valley's regular-season and postseason tournament titles. MSU went on to earn its ninth NCAA Division I postseason berth, sweeping the Springfield Regional at Hammons Field to advance to its second Super Regional appearance, where the Bears came up just one win shy of punching their ticket to the College World Series.

In 2001, Guttin led the Bears to their first-ever MVC regular-season championship and, in the process, dethroned perennial league powerhouse Wichita State. The Shockers had previously won outright or shared the Valley regular season crown in the previous 14 years, but the Bears posted a 22-10 record in 2001 and beat WSU by one game in the final league standings.

While the accomplishments of Guttin's teams on the field speak volumes about the success of his program, another dream came true in April 2004 when the Bears opened a sparkling 8,000-seat stadium just four blocks north of the Missouri State campus. The Bears finished the year ninth among NCAA Division I teams in attendance, playing only a portion of their home schedule at Hammons Field.

It was merely a coincidence that the crown jewel of the Missouri State baseball program came one year after the Bears exploded onto the national college baseball radar in the College World Series. But both events show the growth of college baseball in the Ozarks and the amount of community and administrative support the program had received in the last several years. With the continued support of the MSU community, Guttin has led the Bears' efforts in numerous charitable endeavors, including the program's annual Price Cutter Celebrity Golf Classic, proceeds from which have been committed to Champion Athletes of the Ozarks in each of the last 20 years. MSU's popular First Pitch and Reunion Night has also been a positive force for both the Bears and a variety of local charitable organizations. The preseason kickoff event has benefitted entities such as the Miracle League Ball Field, Care to Learn, Boys and Girls Clubs and the Wounded Warrior Project.

The Bears have finished lower than third in the league standings just nine times since Guttin took over. Guttin directed Missouri State to six straight league titles in Mid-Continent play from 1984 through 1989. He has given MSU its first four Valley postseason tournament championships in 1996, 1997, 2015 and 2018. He was voted the MVC Coach of the Year in 1993, 2001, 2003, 2008, 2015, 2017 and 2018 and was selected the American Baseball Coaches Association Division I Midwest Region Coach of the Year in 1997 and 2003.

Guttin had two notable seasons as the Missouri State second baseman, coming from Mineral Area College. He earned MIAA all-conference honorable mention in 1977 as the Bears made their first NCAA Division II tournament appearance in seven years.

A University City native, Guttin finished his undergraduate degree at the University of Missouri-St. Louis in 1978, and earned his master's degree in 1984 at Truman State. He and his wife, Marianne, have three daughters; Lauren, Lindsey and Samantha.

GUTTIN'S COACHING RECORD

Year	Team	W-L	Pct.	Conf.	Pct.
1983	Missouri State	32-11	.744	---	---
1984	Missouri State	35-22	.614	---	---
1985	Missouri State	24-16	.600	5-3	.625
1986	Missouri State	47-14	.770	11-1	.917
1987	Missouri State	38-14	.731	7-3	.700
1988	Missouri State	41-17	.707	12-0	1.000
1989	Missouri State	41-10	.804	8-2	.800
1990	Missouri State	42-15	.737	11-0	1.000
1991	Missouri State	40-22	.645	14-10	.583
1992	Missouri State	31-23	.574	10-11	.476
1993	Missouri State	32-23	.582	14-6	.700
1994	Missouri State	31-23	.574	13-7	.650
1995	Missouri State	37-21	.638	18-13	.581
1996	Missouri State	32-25	.561	18-11	.621
1997	Missouri State	35-25	.583	16-10	.625
1998	Missouri State	32-21	.604	19-13	.594
1999	Missouri State	38-19	.667	18-11	.621
2000	Missouri State	24-33	.421	15-17	.468
2001	Missouri State	36-22	.621	22-10	.688
2002	Missouri State	43-21	.672	19-13	.594
2003	Missouri State	40-26	.606	19-11	.633
2004	Missouri State	31-28	.525	19-12	.613
2005	Missouri State	26-29	.473	10-14	.417
2006	Missouri State	33-22	.600	15-8	.652
2007	Missouri State	23-34	.404	7-17	.292
2008	Missouri State	40-17	.702	18-6	.750
2009	Missouri State	34-20	.630	17-5	.773
2010	Missouri State	21-34	.382	6-15	.286
2011	Missouri State	33-23	.589	11-9	.550
2012	Missouri State	40-22	.645	13-7	.650
2013	Missouri State	31-23	.574	12-9	.571
2014	Missouri State	26-31	.456	9-12	.429
2015	Missouri State	49-12	.803	18-3	.857
2016	Missouri State	38-21	.644	7-13	.650
2017	Missouri State	43-20	.683	18-1	.947
2018	Missouri State	40-17	.702	18-3	.857
2019	Missouri State	1-5	.167	0-0	.000
Totals		1,260-781	.617	467-372	.557

GUTTIN'S MILESTONE VICTORIES

Win	Date	Result (Site)
1.....	3/5/83.....	MSU 8, Indiana State 2 (Meador Park)
100.....	3/11/86.....	MSU 7, Jacksonville 5 (Jacksonville, Fla.)
200.....	4/16/88.....	MSU 4, Eastern Illinois 2 (Charleston, Ill.)
300.....	5/13/90.....	MSU 9, Eastern Illinois 2 (Chicago, Ill.)
*395.....	5/1/93.....	MSU 9, UNI 2 (Meador Park)
400.....	5/9/93.....	MSU 7, Wichita State 6 (Meador Park)
500.....	5/17/96.....	MSU 8, Wichita State 7 (Wichita, Kan.)
600.....	4/24/99.....	MSU 13, UNI 7 (Meador Park)
700.....	5/4/02.....	MSU 5, Wichita State 1 (Wichita, Kan.)
800.....	5/11/05.....	MSU 15, Kansas 6 (Hammons Field)
900.....	5/11/08.....	MSU 7, Middle Tennessee 6 (Hammons Field)
1,000.....	3/3/12.....	MSU 3, Northwestern State 2 (Natchitoches, La.)
1,100.....	3/17/15.....	MSU 10, Little Rock 3 (Hammons Field)
1,200.....	4/18/17.....	MSU 5, Missouri 3 (Columbia, Mo.)
1,250.....	5/11/18.....	MSU 5, Southern Illinois 3 (Hammons Field)

*Surpassed Bill Rowe for the all-time MSU record for coaching victories

GUTTIN'S CAREER HIGHLIGHTS

- Ten regular-season conference titles (1986, 1988, 1989, 1990, 2001, 2003, 2009, 2015, 2017, 2018)
- Ten conference tournament championships (1984, 1985, 1986, 1987, 1988, 1989, 1996, 1997, 2015, 2018)
- Eleven NCAA Regional berths (1987, 1995, 1996, 1997, 1999, 2002, 2003, 2012, 2015, 2017, 2018)
- Three NCAA Super Regional berths (2003, 2015, 2017)
- 2003 College World Series berth
- Mentored 29 All-Americans as head coach
- Coached 120 professional signees, including 18 Major Leaguers
 - Ryan Howard - 2005 NL Rookie of the Year and 2006 NL MVP
 - Bill Mueller - 2003 AL Batting Champion
- Coached 92 first-team all-conference selections, eight league players of the year and seven league pitchers of the year
- Six-time Mid-Continent Conference Coach of the Year (1984-89)
- Seven-time Missouri Valley Conference Coach of the Year (1993, 2001, 2003, 2008, 2015, 2017, 2018)

MISSOURI STATE BASEBALL

Games 7-8 | MISSOURI STATE BEARS vs. CENTRAL ARKANSAS BEARS | Feb. 26-27, 2019 | Springfield, Mo. | Hammons Field | KBFL 1060 AM/96.9 FM | ESPN+

ALPHABETICAL ROSTER

No.	Player	Yr.	Pos.	B-T	Ht.	Wt.	Hometown (Previous School)
31	Forrest Barnes	Fr.	RHP	R-R	6-0	190	Ozark, Mo. (Ozark HS)
41	Michael Briggs	Jr.	C	R-R	6-2	225	Lee's Summit, Mo. (Archbishop O'Hara HS)
36	Ty Buckner	So.	RHP	R-R	6-1	190	St. Louis, Mo. (Ladue Horton Watkins HS)
29	Peyton Carson	Fr.	LHP	L-L	6-4	195	Topeka, Kan. (Shawnee Heights HS)
7	Collin Clayton	Jr.	OF/IF	R-R	6-1	175	Edwardsville, Ill. (Edwardsville HS/John A. Logan College)
43	Ben Cruikshank	Fr.	LHP	L-L	6-4	165	Belleville, Ill. (Belleville East HS)
23	Jack Duffy	Jr.	OF	L-R	5-10	190	Kansas City, Mo. (Staley HS)
26	Sam Faith	So.	IF	B-R	6-3	205	St. Charles, Ill. (St. Charles North HS)
17	Jordan Fitzpatrick	So.	OF/IF	L-R	6-0	190	Rogersville, Mo. (Logan-Rogersville HS)
4	Logan Geha	Jr.	C	R-R	5-11	190	Lee's Summit, Mo. (Lee's Summit West HS)
40	Zach Gibbs	So.	RHP	R-R	6-1	190	Wentzville, Mo. (Holt HS)
12	Anthony Herron, Jr.	Fr.	IF/OF	R-R	6-2	240	Chicago, Ill. (Mount Carmel HS)
8	Mason Hull	Fr.	IF	R-R	6-0	190	Effingham, Ill. (Effingham HS)
11	Hayden Juenger	Fr.	RHP	R-R	6-0	175	O'Fallon, Ill. (O'Fallon Township HS)
16	Dakota Kotowski	Fr.	OF/1B	R-R	6-5	225	Channahon, Ill. (Providence Catholic HS)
21	Jake Lochner	Sr.	LHP	L-L	6-0	200	Sullivan, Mo. (Sullivan HS)
19	Tyler McAlister	Jr.	RHP	R-R	6-5	195	Waterloo, Ill. (Waterloo HS)
24	Drew Millas	Jr.	C	B-R	6-2	205	Swansea, Ill. (Belleville East HS)
50	Alex Moore	So.	RHP	R-R	6-8	240	Mountain Grove, Mo. (Mountain Grove HS)
25	Joey Polak	So.	IF	R-R	6-3	220	Quincy, Ill. (Quincy Notre Dame HS/Jefferson College)
32	John Privitera	Jr.	IF	L-R	5-8	170	Lee's Summit, Mo. (Lee's Summit West HS)
34	Javier Ramos	Fr.	RHP/IF	R-R	6-6	205	Vian, Okla. (Vian HS)
33	Matt Russell	So.	RHP	R-R	6-2	210	Kansas City, Mo. (Staley HS)
10	Nick Schmidt	Fr.	RHP	R-R	6-4	205	Wentzville, Mo. (Holt HS)
13	Davis Schwab	Sr.	LHP	L-L	6-4	230	Overland Park, Kan. (Blue Valley West HS/Johnson County CC)
14	Connor Sechler	So.	RHP	R-R	6-3	195	Bolivar, Mo. (Bolivar HS)
18	Logan Thomazin	Fr.	RHP	R-R	6-2	200	Walnut Grove, Mo. (Walnut Grove HS)
45	Ben Whetstone	Jr.	IF	L-R	6-6	245	Overland Park, Kan. (Rockhurst HS)
35	Logan Wiley	Jr.	RHP	R-R	6-0	190	Springfield, Mo. (Kickapoo HS/Kansas State University)
27	Nate Witherspoon	Jr.	LHP	L-L	6-4	210	Eureka, Mo. (Eureka HS)
5	Tommy Woods	Fr.	OF/IF	R-R	6-4	235	Florissant, Mo. (McCluer North HS)
1	Brooks Zimmerman	Sr.	OF	R-R	6-2	210	Stillwater, Okla. (Stillwater HS/Cowley Co. CC)

Head Coach: (2) Keith Guttin

Assistant Coaches: (28) Paul Evans, (3) Matt Lawson

Volunteer Assistant Coach: (44) Corey Hassel

Director of Player Development: Joe Lincoln

Graduate Managers: Matt Fultz, Aaron Meyer, Nick Petree

Student Manager: Brady Theisen

Athletic Trainer: Jim Penkalski

ROSTER BREAKDOWN

Seniors (3): Jake Lochner, Davis Schwab, Brooks Zimmerman.

Juniors (10): Michael Briggs, Collin Clayton, Jack Duffy, Logan Geha, Tyler McAlister, Drew Millas, John Privitera, Ben Whetstone, Logan Wiley, Nate Witherspoon.

Sophomores (8): Ty Buckner, Sam Faith, Jordan Fitzpatrick, Zach Gibbs, Alex Moore, Joey Polak, Matt Russell, Connor Sechler.

Freshmen (11): Forrest Barnes, Peyton Carson, Ben Cruikshank, Anthony Herron, Jr., Mason Hull, Hayden Juenger, Dakota Kotowski, Javier Ramos, Nick Schmidt, Logan Thomazin, Tommy Woods.

Infielders (8): Sam Faith, Jordan Fitzpatrick, Anthony Herron, Jr., Mason Hull, Joey Polak, John Privitera, Javier Ramos, Ben Whetstone.

Outfielders (5): Collin Clayton, Jack Duffy, Dakota Kotowski, Tommy Woods, Brooks Zimmerman.

Catchers (3): Michael Briggs, Logan Geha, Drew Millas.

Pitchers (17): Forrest Barnes, Ty Buckner, Peyton Carson, Ben Cruikshank, Zach Gibbs, Hayden Juenger, Jake Lochner, Tyler McAlister, Alex Moore, Javier Ramos, Matt Russell, Nick Schmidt, Davis Schwab, Connor Sechler, Logan Thomazin, Logan Wiley, Nate Witherspoon.

NUMERICAL ROSTER

No.	Player	Pos.
1	Brooks Zimmerman	OF
4	Logan Geha	C
5	Tommy Woods	OF/IF
7	Collin Clayton	OF/IF
8	Mason Hull	IF
10	Nick Schmidt	RHP
11	Hayden Juenger	RHP
12	Anthony Herron, Jr.	IF/OF
13	Davis Schwab	LHP
14	Connor Sechler	RHP
16	Dakota Kotowski	OF/1B
17	Jordan Fitzpatrick	OF/IF
18	Logan Thomazin	RHP
19	Tyler McAlister	RHP
21	Jake Lochner	LHP
23	Jack Duffy	OF
24	Drew Millas	C
25	Joey Polak	IF
26	Sam Faith	IF
27	Nate Witherspoon	LHP
29	Peyton Carson	LHP
31	Forrest Barnes	RHP
32	John Privitera	IF
33	Matt Russell	RHP
34	Javier Ramos	RHP/IF
35	Logan Wiley	RHP
36	Ty Buckner	RHP
40	Zach Gibbs	RHP
41	Michael Briggs	C
43	Ben Cruikshank	LHP
45	Ben Whetstone	IF
50	Alex Moore	RHP

Head Coach

2.....Keith Guttin

Assistant Coaches

3.....Matt Lawson

28.....Paul Evans

Volunteer Assistant Coach

44.....Corey Hassel

Director of Player Development

Joe Lincoln

Graduate Assistants

Matt Fultz

Aaron Meyer

Nick Petree

Student Manager

Brady Theisen

Athletic Trainer

Jim Penkalski

PRONUNCIATION GUIDE


Ben CruikshankCROOK • shank
 Logan GehaGEE • uh
 Keith Guttinrhymes with 'button'
 Anthony Herron, Jr.HAIR • un
 Hayden JuengerYING • ur
 Dakota Kotowskicut • OW • ski
 Jake LochnerLOCK • nur
 Joey PolakPALL • uk
 John Priviterapreye (long 'i' • vuh • TEER • uh
 Javier RamosRAH • mos
 Connor SechlerSECK • lur
 Logan ThomazinTOM • uh • zen
 Ben WhetstoneWET • stone




MISSOURI STATE BASEBALL

Games 7-8 | MISSOURI STATE BEARS vs. CENTRAL ARKANSAS BEARS | Feb. 26-27, 2019 | Springfield, Mo. | Hammons Field | KBFL 1060 AM/96.9 FM | ESPN+

TV/RADIO ROSTER



1 Brooks Zimmerman
OF/IF - Sr. - R/R
Stillwater, Okla.



4 Logan Gaha
C - So. - R/R
Lee's Summit, Mo.



5 Tommy Woods
OF/IF - Fr. - R/R
Florissant, Mo.



7 Collin Clayton
OF/IF - Jr. - R/R
Edwardsville, Ill.



8 Mason Hull
IF - Fr. - R/R
Effingham, Ill.



10 Nick Schmidt
RHP - Fr. - R/R
Wentzville, Mo.



11 Hayden Juenger
RHP - Fr. - R/R
O'Fallon, Ill.




12 Anthony Herron
IF/OF - Fr. - R/R
Chicago, Ill.




13 Davis Schwab
LHP - Sr. - L/L
Overland Park, Kan.




14 Connor Sechler
RHP - So. - R/R
Bolivar, Mo.




16 Dakota Kotowski
1B/OF - Fr. - R/R
Channahon, Ill.



17 Jordan Fitzpatrick
IF/OF - So. - L/R
Rogersville, Ill.



18 Logan Thomazin
RHP - Fr. - R/R
Walnut Grove, Mo.



19 Tyler McAllister
RHP - Jr. - R/R
Waterloo, Ill.



21 Jake Lochner
LHP - Sr. - L/L
Sullivan, Mo.




23 Jack Duffy
OF - Jr. - L/R
Kansas City, Mo.



24 Drew Millas
C - Jr. - B/R
Swansea, Ill.



25 Joey Polak
IF - So. - R/R
Quincy, Ill.



26 Sam Faith
IF - So. - B/R
St. Charles, Ill.



27 Nate Witherspoon
LHP - Jr. - L/L
Eureka, Mo.



29 Peyton Carson
LHP - Fr. - L/L
Topeka, Kan.




31 Forrest Barnes
RHP - Fr. - R/R
Ozark, Mo.



32 John Privitera
IF - Jr. - L/R
Lee's Summit, Mo.



33 Matt Russell
RHP - So. - R/R
Kansas City, Mo.



34 Javier Ramos
RHP/IF - Fr. - R/R
Vian, Okla.



35 Logan Wiley
RHP - Jr. - R/R
Springfield, Mo.



36 Ty Buckner
RHP - So. - R/R
St. Louis, Mo.




40 Zach Gibbs
RHP - So. - R/R
Wentzville, Mo.



41 Michael Briggs
C - Jr. - R/R
Lee's Summit, Mo.



43 Ben Cruikshank
LHP - Fr. - L/L
Fairview Heights, Ill.



45 Ben Whetstone
IF - Jr. - L/R
Overland Park, Kan.



50 Alex Moore
RHP - So. - R/R
Mountain Grove, Mo.




2 Keith Guttin
Head Coach



3 Matt Lawson
Assistant Coach



28 Paul Evans
Assistant Coach



44 Corey Hassel
Volunteer
Assistant Coach