

# MISSOURI STATE

2003 NCAA College World Series • 11 NCAA Regional Appearances • 41 All-Americans • 20 Major Leaguers

Eric Doennig, MSU Athletics Communications (Primary Contact) | O: (417) 836-4586 | C: (417) 827-5327 | EricDoennig@MissouriState.edu | MissouriStateBears.com | @MSUBearBaseball | MissouriStBears

## 2019 SCHEDULE

### February

15	vs. Nevada <sup>\$</sup>	L, 4-16
16	vs. Utah <sup>\$</sup>	W, 6-2
17	at Texas State <sup>\$</sup>	L, 0-10
19	at Oral Roberts	PPD
22	vs. (24) Cal State Fullerton <sup>@</sup>	3:00 p.m.
23	at San Diego <sup>@</sup>	8:00 p.m.
24	vs. Fresno State <sup>@</sup>	12:00 p.m.
26	CENTRAL ARKANSAS	3:00 p.m.
27	CENTRAL ARKANSAS	3:00 p.m.

### March

1	UC IRVINE	3:00 p.m.
2	UC IRVINE	2:00 p.m.
3	UC IRVINE	1:00 p.m.
5	ORAL ROBERTS	3:00 p.m.
8	at Arkansas State	6:00 p.m.
9	at Arkansas State	2:00 p.m.
10	at Arkansas State	1:00 p.m.
12	at Oklahoma State	3:30 p.m.
13	at Oral Roberts	3:00 p.m.
15	at Oklahoma	6:30 p.m.
16	at Oklahoma	2:00 p.m.
17	at Oklahoma	1:00 p.m.
22	at UC Santa Barbara	5:00 p.m.
23	at UC Santa Barbara	4:00 p.m.
24	at UC Santa Barbara	1:30 p.m.
26	ARKANSAS	6:30 p.m.
27	KANSAS	6:30 p.m.
29	INDIANA STATE*	6:30 p.m.
30	INDIANA STATE*	2:00 p.m.
31	INDIANA STATE*	1:00 p.m.

### April

2	at Southeast Missouri State	5:00 p.m.
3	at Murray State	3:00 p.m.
5	at Southern Illinois*	6:30 p.m.
6	at Southern Illinois*	2:00 p.m.
7	at Southern Illinois*	1:00 p.m.
9	at Kansas	6:00 p.m.
12	at Illinois State*	5:00 p.m.
13	at Illinois State*	2:00 p.m.
14	at Illinois State*	1:00 p.m.
16	MISSOURI	6:30 p.m.
18	NEW ORLEANS	6:30 p.m.
19	NEW ORLEANS	6:30 p.m.
20	NEW ORLEANS	2:00 p.m.
23	at Missouri	6:30 p.m.
26	BRADLEY*	2:00 p.m.
27	BRADLEY*	12:00 p.m.
28	BRADLEY*	11:00 a.m.
30	at Wichita State	6:00 p.m.

### May

2	DBU*	6:00 p.m.
3	DBU*	6:30 p.m.
4	DBU*	2:00 p.m.
7	WICHITA STATE	6:30 p.m.
10	at Evansville*	6:30 p.m.
11	at Evansville*	2:00 p.m.
12	at Evansville*	1:00 p.m.
16	VALPARAISO*	6:30 p.m.
17	VALPARAISO*	6:30 p.m.
18	VALPARAISO*	2:00 p.m.
21-25	at MVC Baseball Championship <sup>#</sup>	TBA

Home games played at Hammons Field in BOLD CAPS

\*MVC game; \$ Texas State Invitational (San Marcos, Texas); @ Tony Gwynn Legacy (San Diego, Calif.); # at Duffy Bass Field (Normal, Ill.)



### (RV) MISSOURI STATE BEARS (1-2)

Conference.....Missouri Valley  
Head Coach.....Keith Guttin  
Alma Mater.....Missouri-St. Louis  
Career Record.....1,260-778 (37th year)  
Record at MSU.....same



### (24) CAL STATE FULLERTON TITANS (2-1)

Conference.....Big West  
Head Coach.....Rick Vanderhook  
Alma Mater.....Trinity  
Career Record.....273-153 (8th year)  
Record at CSF.....same

### TONY GWYNN LEGACY

Location.....San Diego, Calif.  
Radio.....KBFL 1060 AM/96.9 FM  
.....(Corey Riggs)  
Twitter.....@MSUBearBaseball  
Live Video (Sat.).....USD Toreros.com

Game 1.....vs. Cal State Fullerton  
Friday, Feb. 22.....3:00 p.m. (CST)  
MSU.....LHP Davis Schwab  
CSF.....RHP Tanner Bibee  
Site.....Tony Gwynn Stadium (3,000)  
Series History.....First meeting

Game 2.....at San Diego  
Saturday, Feb. 23.....8:00 p.m. (CST)  
MSU.....RHP Hayden Juenger  
USD.....LHP Josh Hendrickson  
Site.....Fowler Park (1,700)  
Series History.....First meeting

Game 3.....vs. Fresno State  
Sunday, Feb. 24.....12:00 p.m. (CST)  
MSU.....RHP Logan Wiley  
Fresno State.....RHP Davis Moore  
Site.....Tony Gwynn Stadium (3,000)  
Series History.....First meeting



### SAN DIEGO TOREROS (4-1)

Conference.....West Coast  
Head Coach.....Rich Hill  
Alma Mater.....Cal Lutheran  
Career Record.....1,006-702-4 (32nd year)  
Record at USD.....674-478-4 (21st year)



### FRESNO STATE BULLDOGS (2-1)

Conference.....Mountain West  
Head Coach.....Mike Batesole  
Alma Mater.....Cal State Fullerton  
Career Record.....801-584-1 (24th year)  
Record at Fresno.....545-426 (17th year)

## PRIME 9

- The Bears will be making their first trip to California since the 1995 NCAA West Regional in Fresno; MSU will also be facing three first-time opponents this weekend in Cal State Fullerton, San Diego and Fresno State
- Missouri State head coach **Keith Guttin** ranks fifth among all active NCAA Division I coaches in total wins (1,260)
- The Bears, who return 19 letterwinner's from last year's 40-17 Missouri Valley Conference regular-season and post season tournament championship squad, were tabbed the league's preseason favorite by the MVC head coaches
- Davis Schwab** struck out a career-high six Utah hitters in the Bears' first win of the season last Saturday, working a personal-best 4.1 innings of scoreless relief in the 6-2 victory
- John Privitera** reached base safely in eight straight trips to the plate last weekend, marking the longest for any Bear since Jake Burger reached in nine consecutive plate appearances March 15-18, 2016
- The Bears' roster features three different returners who have earned All-America recognition during their respective MSU careers, led by 2019 preseason *Collegiate Baseball All-America* picks **Drew Millas** and **Connor Sechler**
- MSU has 80 combined come-from-behind wins over the last four seasons and went 13-2 in one-run games in 2018
- The Bears have posted a 86-40 (.683) regular-season non-conference mark over the last four seasons
- Eleven different Bears made their MSU debuts during the opening weekend of play in San Marcos, Texas

## AROUND THE HORN

Pos.	Player	Ht.	Wt.	Class	B/T	G/GS	BA/OBP/SLG	HR/RBI	Notes
C	Drew Millas	6-2	205	Jr.	B/R	3/3	.091/.214/.182	0/2	Collegiate Baseball preseason All-American
1B	Ben Whetstone	6-6	245	Jr.	L/R	3/3	.000/.083/.000	0/0	Reached safely in 55 of last 60 games
2B	John Privitera	5-8	170	Jr.	L/R	3/3	.500/.615/.700	0/1	Bears 54-26 in his 80 career starts at 2B
SS	Mason Hull	6-0	190	Fr.	R/R	3/3	.125/.125/.250	0/0	First career hit (2B) vs. Utah (Feb. 16)
3B	Joey Polak	6-3	220	So.	R/R	3/3	.273/.333/.273	0/1	Hits in first 3 games as a Bear (Feb. 15-17)
LF	Logan Geha	5-11	190	Jr.	R/R	3/2	.375/.444/.500	0/1	First career start in OF Feb. 15 vs. Nevada
CF	Collin Clayton	6-1	175	Jr.	R/R	3/3	.167/.167/.167	0/0	.397 BA/.454 OBP as JUCO soph. in 2018
RF	Jack Duffy	5-10	190	Jr.	L/R	3/3	.222/.364/.222	0/1	101 career starts in MSU OF
DH	Brooks Zimmerman	6-2	210	Sr.	R/R	3/2	.429/.429/.429	0/1	Third career 3-hit game vs. Utah (Feb. 16)
IF/OF	Sam Faith	6-3	205	So.	B/R	2/2	.143/.250/.143	0/0	Batted third in MSU opening day lineup
IF/OF	Jordan Fitzpatrick	6-0	190	So.	L/R	1/0	.000/1.000/1.000	0/1	Drew bases-loaded walk in first PA (Feb. 15)

Pos.	Pitcher	Ht.	Wt.	Class	B/T	G/GS	W-L	Sv	IP	H	K/BB	BAA	ERA
LHP	Davis Schwab	6-4	230	Sr.	L/L	1/0	1-0	0	4.1	3	6/1	.200	0.00
RHP	Hayden Juenger	6-0	175	Fr.	R/R	1/1	0-0	0	3.1	5	2/3	.333	5.40
RHP	Logan Wiley	6-0	190	Jr.	R/R	1/1	0-1	0	4.1	6	2/0	.353	10.38
RHP	Connor Sechler	6-3	195	So.	R/R	1/0	0-0	0	1.1	0	2/0	.000	0.00
RHP	Logan Thomazin	6-2	200	Fr.	R/R	1/0	0-0	0	3.1	2	2/0	.167	2.70
RHP	Nick Schmidt	6-4	210	Fr.	R/R	2/0	0-0	0	2.2	4	3/0	.364	6.75
LHP	Jake Lochner	6-0	200	Sr.	L/L	1/0	0-0	0	1.0	0	0/3	.000	9.00
RHP	Alex Moore	6-8	240	So.	R/R	1/1	0-1	0	2.2	6	0/3	.462	16.88

# MISSOURI STATE BASEBALL

Games 4-6 | MISSOURI STATE BEARS at TONY GWYNN LEGACY | Feb. 22-24, 2019 | San Diego, Calif. | KBFL 1060 AM/96.9 FM (Corey Riggs)

## MISSOURI STATE QUICK FACTS

Founded.....	1905
Location.....	Springfield, Mo.
Address.....	901 S. National Ave. Springfield, MO 65897
Web Site.....	MissouriState.edu
Switchboard.....	(417) 836-5000
President.....	Cliff Smart
Enrollment.....	26,182
Nickname.....	Bears
School Colors.....	Maroon and White
National Affiliation.....	NCAA Division I
Conference.....	Missouri Valley Conference
Director of Athletics.....	Kyle Moats
Faculty Athletics Representative.....	James Hutter
Tickets.....	(417) 836-7678, (888) 476-7849 MissouriStateBears.com/Tickets

## Stadium

Home Facility.....	Hammons Field
Opened.....	2004
Capacity.....	8,000
Surface.....	Natural Grass
Dimensions.....	LF-315/LC-365/CF-400/RC-365/RP-330
Press Box Phone.....	(417) 832-3029

## Baseball Staff

Head Coach.....	Keith Guttin (Missouri-St. Louis, '78)
MSU Record.....	1,260-778 (37th year at MSU)
Overall Record.....	1,260-778 (37th year overall)
Assistant Coach.....	Paul Evans (Southern Illinois, '81)
Assistant Coach.....	Matt Lawson (Missouri State, '15)
Volunteer Assistant Coach.....	Corey Hassel
Director of Player Development.....	Joe Lincoln
Graduate Managers.....	Matt Fultz Aaron Meyer Nick Petree
Student Assistant.....	Justin Paulsen
Student Manager.....	Brady Theisen
Athletic Trainer.....	Jim Penkalski
Strength & Conditioning Coordinator.....	Jeremiah Frey

## Team Information

2018 Overall Record.....	40-17
2018 MVC Record (Finish).....	18-3 (1st)
Postseason.....	NCAA Oxford Regional (1-2)
Lettermen Returning/Lost.....	19/8
Starters Returning/Lost.....	5/4
Pitchers Returning/Lost.....	10/3
Newcomers.....	13

## History

First Season.....	1964
All-Time Record (53 seasons).....	1,654-1,008-1
All-Time at Hammons Field (13 seasons).....	249-125
All-Time NCAA D-I Tournament Record.....	22-24 (11 app.)
MVC Regular-Season Championships.....	6
MVC Tournament Championships.....	4

## Athletics Communications

Location.....	Hammons Student Center, Room 300
Shipping Address.....	901 S. National Avenue Springfield, MO 65897
Assistant Director (Primary Baseball Contact).....	Eric Doennig
Office Phone.....	(417) 836-4584
Cell Phone.....	(417) 827-5327
Email.....	EricDoennig@MissouriState.edu
Assistant A.D. for Communications.....	Rick Kindhart
Assistant Director.....	Ben Adamson
Assistant.....	Kevin Kane
Graduate Assistants.....	Morganne Lander, Tim McCall, Emily McMillan
Athletics Web Site.....	MissouriStateBears.com
Twitter.....	@MSUBearBaseball
Instagram.....	@MSUBearBaseball
Facebook.....	MissouriStBears/MSUBearsBaseball

## LEADING OFF

The **Missouri State Bears** will embark on the first of two 2019 West Coast excursions this weekend when they take part in the **Tony Gwynn Legacy** in San Diego, Calif. The Bears will open play Friday (Feb. 22) with a 3 p.m. (CST) game against No. 24 **Cal State Fullerton Titans** at Tony Gwynn Stadium, on the campus of San Diego State University, before moving operations to Fowler Park on Saturday (6 p.m.), when they meet the host **San Diego Toreros**. MSU will wrap up its stay in California with a 12 p.m. game Sunday against the **Fresno State Bulldogs** at Tony Gwynn Stadium.

After returning from San Diego, the Bears will open the home portion of their 2019 schedule with a two-game midweek series against Central Arkansas, beginning with a Tuesday (Feb. 26) afternoon contest (3 p.m.). MSU will host UCA again Wednesday (3 p.m.), before opening a three-game non-conference series with nationally-ranked UC Irvine Friday (March 1) and concluding their six-game home stand with another midweek tilt vs. Oral Roberts (March 5).

## SERIES HISTORIES

Missouri State will be facing a trio of first-time opponents this weekend in their initial participation in the Tony Gwynn Legacy. The Bears will also be making their second regular-season trip to the state of California and their fourth visit overall.

MSU last visited the Golden State for the 1995 NCAA West Regional in Fresno, where it dropped a pair of close calls to Long Beach State and Middle Tennessee. Prior to that, the Bears went 1-5 at the Fresno State Classic in March 1993, and 0-2 at the 1982 NCAA Division II College World Series in Riverside.

## IN RARE COMPANY

With Missouri State's 4-2 win over Indiana State at the 2018 MVC Championship, Bears head coach **Keith Guttin** moved past Jack Stallings for sole possession of the No. 20 spot on the NCAA's Division I career coaching wins list.

With a career record of 1,260-778 (.618), Guttin needs 11 more wins to catch legendary Miami coach Ron Fraser (1,271) in the 19th position on the chart. Guttin is the second-winningest coach in MVC history, while his win total ranked fifth among all active Division I head coaches entering the 2019 season, his 37th at the Bears' helm.

## LIFTING THE LID

With its 16-4 setback to Nevada last Friday, Missouri State fell to 24-13 in season openers under head coach **Keith Guttin** and 36-20 overall in such affairs as a program. The Bears' lopsided loss to the Wolf Pack also snapped a six-game MSU opening-game win streak that dated back to their last trip to San Marcos in 2013.

## WEST COAST FLAVOR

MSU's 2019 schedule features a definitive West Coast vibe, with the Bears set to take on seven different opponents in a total of 11 contests from the Mountain West, Pac-12, Big West or West Coast Conference during the non-conference portion of the schedule. This weekend's trip to San Diego represents the first of two early-season trips to California, with games against two former national champions (Cal State Fullerton and Fresno State) and perennial power San Diego on tap.

MSU, which hosts UC Irvine in its first weekend home series of the season next weekend (March 1-3), will also make a return trip to the Golden State March 22-24, for a three-game series with UC Santa Barbara.

## ROAD TO SUCCESS

MSU has proven to be hard to stop on the road over the past four seasons, logging a 67-37 (.644) record in such contests. Including their 25-10 record in neutral-field games over the same stretch, the Bears have gone 92-47 (.662) away from Hammons Field since the start of the 2015 season.

The Bears went 14-8 in true road games a year ago, after logging 19 road wins in 2017 and a program-record 21 wins in 27 road contests in 2015. MSU's 0.857 win percentage on the road that year represented its best since 1978, when it posted an identical percentage with a 12-2 road mark. Coupled with their 9-3 record in neutral field contests in 2015, the Bears' total of 30 wins away from home was second only to national champion Virginia in the Division I ranks and qualified as the best in school history. The Bears also posted the longest road win streak in Division I baseball in 2015, claiming 11-straight victories from March 15 to April 25.

## NCAA DIVISION I WINNINGEST ACTIVE COACHES

No.	Coach (School).....	W-L-T.....	Pct.
1.....	Mike Martin (Florida State).....	1,987-713-4.....	.736
2.....	Mike Fox (North Carolina).....	1,429-521-5.....	.732
3.....	Paul Mainieri (LSU).....	1,415-721-7.....	.662
4.....	John Anderson (Minnesota).....	1,288-860-3.....	.599
5.....	<b>Keith Guttin (MSU).....</b>	<b>1,259-776-0.....</b>	<b>.619</b>
6.....	Danny Hall (Georgia Tech).....	1,227-649-1.....	.654
7.....	Gary Gilmore (Coastal Carolina).....	1,180-578-3.....	.671
8.....	Tony Robichaux (UL Lafayette).....	1,149-736-2.....	.609
9.....	Mike Sansing (Kennesaw State).....	1,092-634-0.....	.633
10.....	Elliott Avent (NC State).....	1,057-722-0.....	.594
11.....	Brian Shoop (UAB).....	1,027-656-1.....	.610
12.....	Bill Brown (George Mason).....	1,026-945-7.....	.520
13.....	Dave Van Horn (Arkansas).....	1,014-532-0.....	.656
14.....	Rich Hill (San Diego).....	1,002-701-4.....	.588
15.....	Paul Kostacopoulos (Navy).....	915-619-7.....	.596

## GUTTIN'S MILESTONE VICTORIES

Win.....	Date.....	Result (Site)
1.....	3/5/83.....	MSU 8, Indiana State 2 (Meador Park)
100.....	3/11/86.....	MSU 7, Jacksonville 5 (Jacksonville, Fla.)
200.....	4/16/88.....	MSU 4, Eastern Illinois 2 (Charleston, Ill.)
300.....	5/13/90.....	MSU 9, Eastern Illinois 2 (Chicago, Ill.)
*395.....	5/1/93.....	MSU 9, UNI 2 (Meador Park)
400.....	5/9/93.....	MSU 7, Wichita State 6 (Meador Park)
500.....	5/17/96.....	MSU 8, Wichita State 7 (Wichita, Kan.)
600.....	4/24/99.....	MSU 13, UNI 7 (Meador Park)
700.....	5/4/02.....	MSU 5, Wichita State 1 (Wichita, Kan.)
800.....	5/11/05.....	MSU 15, Kansas 6 (Hammons Field)
900.....	5/11/08.....	MSU 7, Middle Tennessee 6 (Hammons Field)
1,000.....	3/3/12.....	MSU 3, Northwestern State 2 (Natchitoches, La.)
1,100.....	3/17/15.....	MSU 10, UALR 3 (Hammons Field)
1,200.....	4/18/17.....	MSU 5, Missouri 3 (Columbia, Mo.)
1,250.....	5/11/18.....	MSU 5, Southern Illinois 3 (Hammons Field)

\*Surpassed Bill Rowe for the all-time Missouri State record for coaching victories

# MISSOURI STATE BASEBALL

Games 4-6 | MISSOURI STATE BEARS at TONY GWYNN LEGACY | Feb. 22-24, 2019 | San Diego, Calif. | KBFL 1060 AM/96.9 FM (Corey Riggs)

## MVC STANDINGS

Team	Overall	Pct.	MVC	Pct.
DBU	3-0	1.000	0-0	.000
Illinois State	3-0	1.000	0-0	.000
Indiana State	3-0	1.000	0-0	.000
Bradley	2-1	.667	0-0	.000
Valparaiso	1-1	.500	0-0	.000
Evansville	1-2	.333	0-0	.000
Missouri State	1-2	.333	0-0	.000
Southern Illinois	1-2	.333	0-0	.000

## THIS WEEK IN THE VALLEY

**Thursday, Feb. 21**  
Bradley at Austin Peay (3 p.m.)

**Friday, Feb. 22**  
Indiana State at UNC-Wilmington (3 p.m.)  
**Cal State Fullerton vs. Missouri State (3 p.m.)**  
Evansville at Little Rock (3 p.m.)  
Illinois State at Central Arkansas (3 p.m.)  
Bradley at Belmont (4 p.m.)  
Southern Illinois at Memphis (4 p.m.)  
Valparaiso at Arkansas State (6 p.m.)  
Minnesota at DBU (6:30 p.m.)

**Saturday, Feb. 23**  
Marshall vs. Indiana State (9 a.m.)  
Illinois State at Central Arkansas (1 p.m.)  
Minnesota at DBU (2 p.m.)  
Southern Illinois at Memphis (2 p.m.)  
Bradley at Lipscomb (2 p.m.)  
Evansville at Little Rock (2 p.m.)  
Valparaiso at Arkansas State (2 p.m.)  
**Missouri State at San Diego (8 p.m.)**

**Sunday, Feb. 24**  
Iona vs. Indiana State (9 a.m.)  
**Fresno State vs. Missouri State (12 p.m.)**  
Bradley at Middle Tennessee (1 p.m.)  
Southern Illinois at Memphis (1 p.m.)  
Minnesota at DBU (1 p.m.)  
Illinois State at Central Arkansas (1 p.m.)  
Evansville at Little Rock (1 p.m.)  
Valparaiso at Arkansas State (1 p.m.)

## MVC PRESEASON POLL

No.	Team (First-place votes)	Points
1.	Missouri State (5)	59
2.	DBU (2)	58
3.	Indiana State (1)	49
4.	Bradley	39
5.	Southern Illinois	31
6.	Illinois State	28
7.	Valparaiso	13
8.	Evansville	11

## PRESEASON ALL-MVC TEAM

Pos.	Player	Team
1B	Ben Whetstone	Missouri State
2B	Jarrod Watkins	Indiana State
3B	Brendan Dougherty	Bradley
SS	Jimmy Glownke	DBU
C	Drew Millas	Missouri State
OF	John Rave	Illinois State
OF	Blake Billinger	Valparaiso
OF	Andy Shadid	Bradley
SP	Triston Polley	Indiana State
SP	Luke Eldred	DBU
RP	Jarod Bayless	DBU
RP	Connor Sechler	Missouri State

## MILLAS, SECHLER HONORED

After earning All-America honors to spearhead the Bears' 2018 MVC title run, both **Drew Millas** and **Connor Sechler** were tabbed for 2019 preseason All-America honors by *Collegiate Baseball*. Millas posted a career year in helping the Bears to their second consecutive Valley regular-season championship last spring, posting team-best figures for batting (.321), hits (68) and RBIs (61) en route to earning first-team All-MVC and second-team All-America honors from the NCBWA. The catcher/DH recorded 18 multi-hit games and 18 multi-RBI efforts, as well as three separate four-hit games as a sophomore.

Sechler was a freshman All-America choice of both Collegiate Baseball and the NCBWA after anchoring the Bears' bullpen with eight saves and a 2.98 earned run average in 2018. The right-hander limited the opposition to a combined .208 batting average, while striking out 59 hitters in 54.1 innings over an MSU freshman-record 32 appearances.

## JOHNNY ON THE SPOT

Junior second baseman **John Privitera** recorded a strong opening weekend in Texas, batting .500 over three games for the Bears, including a stretch in which he reached base safely via a hit, walk or hit by pitch in eight consecutive plate appearances. That streak represented the longest by a Bear in nearly three years since Jake Burger's string of reaching base in nine-consecutive plate appearances from March 15-18, 2016.

The Lee's Summit, Mo., product started his season with a pair of hits in MSU's Friday setback to Nevada, then went 3-for-3 with a steal and three runs scored in the Bears' Saturday win over Utah. Privitera reached base in all five of his trips to the plate and also handled all eight of his defensive chances on the weekend without a miscue.

## VALLEY FORECAST

Highlighted by three selections to the 2019 Preseason All-Missouri Valley Conference Baseball Team, Missouri State was the choice of the league's head coaches to claim its third-consecutive conference crown. Leading the Bears' contingent of three preseason All-MVC choices were returning first-team all-conference picks catcher/DH **Drew Millas** and reliever **Connor Sechler**, while reigning MVC Championship Most Outstanding Player **Ben Whetstone** also picked up a nod at first base.

The Bears, ranked as high as No. 24 in *Collegiate Baseball's* Preseason Poll, captured their third NCAA Regional berth in four seasons last spring after becoming just the second Valley school to win back-to-back regular-season titles (joining Wichita State). MSU (59 points) garnered five of the eight first-place votes to edge DBU for the top spot by just one point. The Patriots, who received two first-place votes, out-gained No. 3 Indiana State (49), which picked up the other first-place vote, while Bradley (39) rounded out the top half of the preseason poll.

## TITLE TOWN

Missouri State wrapped up one of the more dominant performances in Missouri Valley Conference history with its fourth league tournament title last spring. The Bears swept the Valley Championship field for the second time in four years, logging a 10-0 shutout of Evansville, two comeback wins over Indiana State and a 10-inning, walk-off win over host DBU.

MSU, which also captured its sixth regular-season Valley title and 10th conference championship overall under the direction of Dan Callahan MVC Coach of the Year Keith Guttin, capped off an unprecedented run of success against MVC foes. The Bears went 18-3 during league play, running their two-year MVC mark to 36 wins in 40 total conference games. Coupled with their 4-0 week at the Valley Tournament, the Bears have won 43 of their 49 total contests against MVC foes over the last two seasons.

## HAND THEM THE HARDWARE

Headlined by four first-team selections, a total of nine Missouri State baseball players were selected for 2018 All-Missouri Valley Conference honors by the league's head coaches, while MSU head coach **Keith Guttin** was tapped as the Dan Callahan MVC Coach of the Year for the seventh time.

Missouri State's four selections for the Valley's top postseason squad, including designated hitter **Drew Millas**, second baseman **John Privitera**, starting pitcher **Dylan Coleman** and reliever **Connor Sechler**, bring the Bears' total number of first-team All-MVC honorees to 65 since MSU joined the league in 1991. MSU also placed four players on the Valley's second team, with third baseman **Matt Brown**, shortstop **Jeremy Eierman**, outfielder **Hunter Steinmetz** and starting pitcher **Ty Buckner** earning all-conference honors. Sophomore pitcher **Logan Wiley** picked up honorable mention recognition, while Steinmetz took home an MVC All-Defensive Team honor as well.

## 2019 HONORS

**Drew Millas**  
• Collegiate Baseball Preseason All-America (third team)  
• Preseason All-MVC  
**Connor Sechler**  
• Collegiate Baseball Preseason All-America (third team)  
• NCBWA Stopper of the Year Watch List  
• Preseason All-MVC  
**Ben Whetstone**  
• Preseason All-MVC

## 2018 HONORS

**Ty Buckner**  
• Collegiate Baseball Freshman All-America  
• All-MVC (first team)  
**Jack Duffy**  
• MVC Scholar-Athlete Team (OF)  
**Keith Guttin**  
• Dan Callahan MVC Coach of the Year  
**Drew Millas**  
• NCBWA All-America (second team)  
• ABCA All-Midwest Region (second team)  
• All-MVC (first team)  
• MVC Scholar-Athlete Team (DH)  
• MVC Player of the Week (March 5; April 9; April 23)  
**John Privitera**  
• All-MVC (first team)  
• MVC Championship All-Tournament Team (2B)  
**Connor Sechler**  
• Collegiate Baseball Freshman All-America  
• NCBWA Freshman All-America  
• All-MVC (first team)  
• MVC Championship All-Tournament Team (P)  
• MVC Pitcher of the Week (April 2)  
**Ben Whetstone**  
• MVC Championship Most Valuable Player  
• MVC Championship All-Tournament Team (OF)  
• MVC Scholar-Athlete Team (1B)  
**Logan Wiley**  
• All-MVC (honorable mention)  
**Brooks Zimmerman**  
• MVC Championship All-Tournament Team (OF)



# MISSOURI STATE BASEBALL

Games 4-6 | MISSOURI STATE BEARS at TONY GWYNN LEGACY | Feb. 22-24, 2019 | San Diego, Calif. | KBFL 1060 AM/96.9 FM (Corey Riggs)

## MSU RECORD BY POSITION

C-	Millas 3 (1-2)
1B-	Whetstone 3 (1-2)
2B-	Privitera 3 (1-2)
3B-	Polak 3 (1-2)
SS-	Hull 3 (1-2)
LF-	Geha 2 (1-1), Zimmerman 1 (0-1)
CF-	Clayton 3 (1-2)
RF-	Duffy 3 (1-2)
DH-	Faith 2 (0-2), Zimmerman 1 (0-1)
P-	Juenger 1 (0-1), Wiley 1 (0-1), Moore 1 (0-1)

## MSU RECORD BY BATTING ORDER

1st-	Privitera 2 (1-1), Clayton 1 (0-1)
2nd-	Millas 2 (0-2), Clayton 1 (1-0)
3rd-	Duffy 1 (0-1), Faith 1 (0-1), Millas 1 (1-0)
4th-	Zimmerman 2 (1-1), Polak 1 (0-1)
5th-	Polak 1 (1-0), Whetstone 2 (0-2)
6th-	Duffy 1 (1-0), Faith 1 (0-1), Geha 1 (0-1)
7th-	Geha 1 (1-0), Duffy 1 (0-1), Polak 1 (0-1)
8th-	Whetstone 1 (1-0), Clayton 1 (0-1), Hull 1 (0-1)
9th-	Hull 2 (1-1), Privitera 1 (0-1)

## MSU HIT STREAKS

Category	Current	2019	Career
Joey Polak	3	3	3
Collin Clayton	2	2	2
Jack Duffy	0	2	7
Logan Geha	0	2	4
John Privitera	0	2	4
Drew Millas	0	1	6
Brooks Zimmerman	0	1	4
Sam Faith	0	1	1
Mason Hull	0	1	1
Ben Whetstone	0	0	13
Jordan Fitzpatrick	0	0	2

## MSU REACHED BASE STREAKS

Category	Current	2019	Career
Joey Polak	3	3	3
Collin Clayton	2	2	2
Jordan Fitzpatrick	2	1	4
Drew Millas	0	2	16
John Privitera	0	2	16
Jack Duffy	0	2	8
Logan Geha	0	2	7
Ben Whetstone	0	1	31
Brooks Zimmerman	0	1	5
Sam Faith	0	1	2
Mason Hull	0	1	1

## CARDIAC CUBS

The Bears were in control from the first inning of their initial victory of 2019 Saturday against Utah, but MSU has made the comeback rally an artform in accumulating the most overall victories over a four-year period (170) in program history. Since the start of the 2015 season, the Bears have rallied for a victory on 80 separate occasions, including 21 times last spring, which represented 52.5 percent of their overall season win total (40).

## NON-CON DOMINATION

MSU has been nearly unstoppable against non-conference competition over the last four seasons, compiling an 86-40 (.683) record in regular-season games versus non-league foes since the start of the 2015 season. The Bears, who have won 38 of their last 53 regular-season non-conference home games, outscoring their non-league opponents by a 786-494 margin at Hammons Field over the same stretch.

## ONE-RUN FUN

Missouri State was proficient in one-run affairs last spring, with wins in 13 of its 15 one-run decisions. That mark represented a turnaround from the Bears' combined 9-15 record in one-run affairs over the previous two seasons. MSU claimed wins in all five of its one-run home contests last season, while also posting a 5-0 mark in one-run games in MVC play.

MSU pitching was dominant in the Bears' 15 one-run games, limiting the opposition to a .216 batting mark. **Connor Sechler** factored in eight one-run victories, posting a 5-0 mark with three saves and a 1.82 ERA in 24.2 combined innings. **Jake Lochner** was equally as effective, turning in five scoreless appearances during MSU one-run victories.

## BEARS IN THE PRO RANKS

Three Missouri State baseball standouts reached contractual agreements with professional organizations after being selected in the 2018 Major League Baseball First-Year Player Draft. Second-round pick **Jeremy Eierman** agreed to terms with the Oakland Athletics after the club selected the two-time All-American shortstop 70th overall in the June draft, while fellow MSU juniors **Dylan Coleman** (fourth round) and **Hunter Steinmetz** (11th round) followed suit by reaching deals with San Diego and Toronto, respectively. Eierman and Coleman became the 14th and 15th Bears to be taken in the top 10 rounds of the MLB Draft over the last decade.

Additionally, former Missouri State baseball standout **Matt Hall** became the 20th Bear to receive a call up to the big leagues last year. Hall became the fourth former Bear to earn a Major League roster spot, following **Luke Voit** and **Pierce Johnson** in 2017, and **Buddy Baumann** in 2016.

## BEARS ON RADIO

Once again in 2019, Meyer Communications is slated to provide live radio coverage of all 56 Missouri State regular-season games, plus all Bears' games in the Missouri Valley Conference Tournament and any 2019 postseason play. The broadcasts can be heard primarily on **KBFL 1060 AM** and **96.9 FM** in Springfield with Art Hains, Ben Goss and Corey Riggs describing the action. An online audio stream is available through KBFL's website via [RadioSpringfield.com](#).

## BEARS ON ESPN

Missouri State University, in conjunction with SIDEARM Sports, launched a new partnership in August 2016, unveiling a reconstructed **MissouriStateBears.com**, the official MSU Athletics web site. The revamped MissouriStateBears.com will provide MSU fans with improved features and overall customer service. The new-and-improved site uses the latest technology to provide fans with a seamless, robust experience unique to Missouri State University.

In 2015, ESPN and the Missouri Valley Conference announced a 10-year extension to their current media rights agreement that will provide increased coverage of conference events across ESPN platforms through the 2023-24 academic year. Fans can keep tabs on the Bears through **The Valley on ESPN**. As part of the deal, ESPN, the MVC and its 10 member institutions will work jointly to develop in-house production capabilities at each campus


## BEARS ESPN BROADCAST SCHEDULE

Date	Opponent	Outlet	Time
Feb. 26	Central Arkansas	ESPN+/ESPN3	3 p.m.
Feb. 27	Central Arkansas	ESPN+/ESPN3	3 p.m.
March 5	Oral Roberts	ESPN+/ESPN3	3 p.m.
March 26	Arkansas	ESPN+/ESPN3	6:30 p.m.
March 27	Kansas	ESPN+/ESPN3	6:30 p.m.
March 29	Indiana State	ESPN+/ESPN3	6:30 p.m.
March 30	Indiana State	ESPN+/ESPN3	2 p.m.
March 31	Indiana State	ESPN+/ESPN3	1 p.m.
April 5	at Southern Illinois	ESPN+/ESPN3	6:30 p.m.
April 6	at Southern Illinois	ESPN+/ESPN3	2 p.m.
April 7	at Southern Illinois	ESPN+/ESPN3	1 p.m.
April 12	at Illinois State	ESPN+/ESPN3	5 p.m.
April 16	Missouri	ESPN+/ESPN3	6:30 p.m.
April 26	Bradley	ESPN+/ESPN3	2 p.m.
April 28	Bradley	ESPN+/ESPN3	11 a.m.
May 2	DBU	ESPNU	6 p.m.
May 3	DBU	ESPN+/ESPN3	6:30 p.m.
May 4	DBU	ESPN+/ESPN3	2 p.m.
May 7	Wichita State	ESPN+/ESPN3	6:30 p.m.
May 10	at Evansville	ESPN+/ESPN3	6 p.m.
May 11	at Evansville	ESPN+/ESPN3	2 p.m.
May 12	at Evansville	ESPN+/ESPN3	1 p.m.
May 17	Valparaiso	ESPN+/ESPN3	2 p.m.

# MISSOURI STATE BASEBALL

Games 4-6 | MISSOURI STATE BEARS at TONY GWYNN LEGACY | Feb. 22-24, 2019 | San Diego, Calif. | KBFL 1060 AM/96.9 FM (Corey Riggs)

## RETIRED NUMBERS



### Bill Rowe

On Saturday, May 8, 2004, former head baseball coach and director of athletics **Bill Rowe** became the first person in the 48-year history of the MSU baseball program to have his number retired.

Rowe guided the baseball Bears as head coach for 19 years from the start of the program in 1964 through its final season in NCAA Division II in 1982. He led the Bears to a 394-230-1 record and four Division II College World Series appearances. Under Rowe, the Bears finished as national runners-up in 1969 and finished third nationally in 1970 (just the sixth and seventh years of the program). As athletic director, Rowe guided the Bears from

Division II to Division I and saw the Bears change leagues from the MIAA and Mid-Continent Conferences to a current membership in the Missouri Valley Conference.

The retirement ceremony for Rowe's jersey was held prior to the Bears' doubleheader against Illinois State.

The indoor practice facility at Hammons Field also bears Rowe's name as of January 30, 2010.



### Ryan Howard

On Dec. 18, 2010, Missouri State retired the No. 6 jersey of former Bear and 2006 National League Most Valuable Player **Ryan Howard** at JQH Arena.

A St. Louis native who played at Missouri State from 1999-2001, Howard finished his collegiate career with 50 home runs, 183 RBIs and a .335 career average in 172 games. He was the 1999 Missouri Valley Conference Freshman of the Year and MSU's A.E. "Ted" Willis Most Valuable Player in 2000.

Since being drafted by Philadelphia in the fifth round of the 2001 draft, Howard has enjoyed a standout professional career. His long list of accomplishments as a member of

the Phillies includes 2005 National League Rookie of the Year, 2006 NL MVP, 2006 Home Run Derby champion, 2008 World Series champion, 2009 NLCS MVP and three All-Star selections.

Howard debuted with the Phillies in 2004, accumulating a career batting average of .258 with 382 homers and 1,194 RBIs in 1,572 MLB games over 13 seasons.

## BEARS IN THE BIGS

- Scott Bailes
- Mark Bailey
- Buddy Baumann
- Scott Carroll
- Matt Cepicky
- Ross Detwiler
- Bart Evans
- Jeff Gray
- Matt Hall
- Jason Hart
- Ryan Howard
- Pierce Johnson
- Mike Kickham
- Shaun Marcum
- Bill Mueller
- Matt Palmer
- John Rheinecker
- Brett Sinkbeil
- Luke Voit\* (New York Yankees)
- Brad Ziegler

\*Active on MLB roster

## 2019 SERIES BREAKDOWN

Series	W-L	Hitting Avg.	R	2B	HR	SB	FLD%	Pitching ERA	SO/BB	BAA
Nevada	0-1	.212	4	2	0	0	.971	16.00	6/5	.378
Utah	1-0	.364	6	3	0	1	.947	2.00	10/4	.235
Texas State	0-1	.069	0	0	0	0	.971	9.00	4/8	.290
Cal State Fullerton										
San Diego										
Fresno State										
Central Arkansas										
UC Irvine										
Oral Roberts										
Arkansas State										
Oklahoma State										
Oklahoma										
UC Santa Barbara										
Arkansas										
Kansas										
Indiana State										
Southeast Missouri										
Murray State										
Southern Illinois										
Illinois State										
Missouri										
New Orleans										
Bradley										
Wichita State										
DBU										
Evansville										
Valparaiso										

## SINGLE-GAME HIGHS

Batting	Individual	Team
At Bats	5, Collin Clayton vs. Nevada (2/15)	33 vs. Nevada (2/15)
	5, Joey Polak vs. Nevada (2/15)	33 vs. Utah (2/16)
Runs	3, John Privitera vs. Utah (2/16)	6 vs. Utah (2/16)
Hits	3, John Privitera vs. Utah (2/16)	12 vs. Utah (2/16)
	3, Brooks Zimmerman vs. Utah (2/16)	
Doubles	1, (5 times)	3 vs. Utah (2/16)
Triples	NA	NA
Home Runs	NA	NA
Runs Batted In	2, Drew Millas vs. Utah (2/16)	5 vs. Utah (2/16)
Total Bases	4, John Privitera vs. Utah (2/16)	15 vs. Utah (2/16)
Stolen Bases	1, John Privitera vs. Utah (2/16)	1 vs. Utah (2/16)
Walks	2, Jack Duffy vs. Nevada (2/15)	6 vs. Nevada (2/15)
Strikeouts	3, Joey Polak vs. Nevada (2/15)	10 vs. Nevada (2/15)
Fielding	Individual	Team
Putouts	10, Drew Millas, vs. Utah (2/16)	27 vs. Nevada (2/15)
		27 vs. Utah (2/16)
Assists	4, John Privitera vs. Utah (2/16)	10 at Texas State (2/17)
	4, Mason Hull vs. Utah (2/16)	
	4, Joey Polak vs. Texas State (2/17)	
Errors	1, (4 times)	2 vs. Utah (2/16)
Double Plays	1, Ben Whetstone (2 times)	1 vs. Nevada (2/15)
	1, John Privitera (2 times)	1 vs. Utah (2/16)
	1, Mason Hull (2 times)	
Pitching	Individual	Team
Innings Pitched	4.1, Logan Wiley vs. Nevada (2/15)	9.0 vs. Nevada (2/15)
	4.1, Davis Schwab vs. Utah (2/16)	9.0 vs. Utah (2/16)
Runs Allowed	5, Logan Wiley vs. Nevada (2/15)	16 vs. Nevada (2/15)
	5, Alex Moore at Texas State (2/17)	
Earned Runs Allowed	5, Logan Wiley vs. Nevada (2/15)	16 vs. Nevada (2/15)
Hits Allowed	6, Logan Wiley vs. Nevada (2/15)	14 vs. Nevada (2/15)
	6, Alex Moore at Texas State (2/17)	
Walks	3, (4 times)	8 at Texas State (2/17)
Strikeouts	6, Davis Schwab vs. Utah (2/16)	10 vs. Utah (2/16)

# MISSOURI STATE BASEBALL

Games 4-6 | MISSOURI STATE BEARS at TONY GWYNN LEGACY | Feb. 22-24, 2019 | San Diego, Calif. | KBFL 1060 AM/96.9 FM (Corey Riggs)

## SEASON RESULTS

Date	MSU Totals	Opponent	Opp. Totals	W/L	Record	Winner	Loser	Save	Highlights
2/15	4-7-1	vs. Nevada <sup>A</sup>	16-12-0	L	0-1	Anderson (1-0)	Wiley (0-1)	--	UNR scores in 8 of 9 inn.; Geha 2-3, 2B, BB
2/16	6-12-2	vs. Utah <sup>A</sup>	2-8-1	W	1-1	SCHWAB (1-0)	Pierce (0-1)	--	Schwab 4.1 IP; 3 H, 0 R, 6 K's; Privitera 3-3, 3 R, SB
2/17	0-2-1	at Texas State <sup>A</sup>	10-9-0	L	1-2	Reich (1-0)	MOORE (0-1)	--	Bears blanked on 2 H; Thomazin 3.1 IP, 2 H, 1 ER, 2 K's
2/22		vs. Cal State Fullerton <sup>@</sup>							
2/23		at San Diego <sup>@</sup>							
2/24		vs. Fresno State <sup>@</sup>							
2/26		Central Arkansas							
2/27		Central Arkansas							
3/1		UC Irvine							
3/2		UC Irvine							
3/3		UC Irvine							
3/5		Oral Roberts							
3/8		at Arkansas State							
3/9		at Arkansas State							
3/10		at Arkansas State							
3/12		at Oklahoma State							
3/13		at Oral Roberts							
3/15		at Oklahoma							
3/16		at Oklahoma							
3/17		at Oklahoma							
3/22		at UC Santa Barbara							
3/23		at UC Santa Barbara							
3/24		at UC Santa Barbara							
3/26		Arkansas							
3/27		Kansas							
3/29		Indiana State <sup>A</sup>							
3/30		Indiana State <sup>A</sup>							
3/31		Indiana State <sup>A</sup>							
4/2		at Southeast Missouri							
4/3		at Murray State							
4/5		at Southern Illinois <sup>A</sup>							
4/6		at Southern Illinois <sup>A</sup>							
4/7		at Southern Illinois <sup>A</sup>							
4/9		at Kansas							
4/12		at Illinois State <sup>A</sup>							
4/13		at Illinois State <sup>A</sup>							
4/14		at Illinois State <sup>A</sup>							
4/16		Missouri							
4/18		New Orleans							
4/19		New Orleans							
4/20		New Orleans							
4/23		at Missouri							
4/26		Bradley <sup>A</sup>							
4/27		Bradley <sup>A</sup>							
4/28		Bradley <sup>A</sup>							
4/30		at Wichita State							
5/2		DBU <sup>A</sup>							
5/3		DBU <sup>A</sup>							
5/4		DBU <sup>A</sup>							
5/7		Wichita State							
5/10		at Evansville <sup>A</sup>							
5/11		at Evansville <sup>A</sup>							
5/12		at Evansville <sup>A</sup>							
5/16		Valparaiso <sup>A</sup>							
5/17		Valparaiso <sup>A</sup>							
5/18		Valparaiso <sup>A</sup>							

\* Missouri Valley Conference game; <sup>A</sup> at Texas State Tournament (San Marcos, Texas); <sup>@</sup> at Tony Gwynn Legacy (San Diego, Calif.)

**Record Breakdown:** 1-2 overall, 1-2 non-conference; 0-1 away; 0-0 home; 1-1 neutral; 1-2 February; 1-2 day games; 0-0 night games; longest winning streak - 1; longest losing streak - 1

# MISSOURI STATE BASEBALL

Games 4-6 | MISSOURI STATE BEARS at TONY GWYNN LEGACY | Feb. 22-24, 2019 | San Diego, Calif. | KBFL 1060 AM/96.9 FM (Corey Riggs)

## OVERALL BATTING-FIELDING STATISTICS

Record: 1-2 Home: 0-0 Away: 0-1 Neutral: 1-1 MVC: 0-0

Player	avg	gp-gs	ab	r	h	2b	3b	hr	rbi	tb	slg%	bb	hp	so	gdp	ob%	sf	sh	sb-att	po	a	e	fld%
Privitera, John	.500	3-3	10	3	5	2	0	0	1	7	.700	1	2	2	0	.615	0	0	1-2	2	6	0	1.000
Zimmerman, Brooks	.429	3-2	7	0	3	0	0	0	1	3	.429	0	0	2	0	.429	0	0	0-0	1	0	0	1.000
Geha, Logan	.375	3-2	8	1	3	1	0	0	1	4	.500	1	0	2	0	.444	0	0	0-0	6	0	0	1.000
Polak, Joey	.273	3-3	11	1	3	0	0	0	1	3	.273	1	0	4	0	.333	0	0	0-0	1	5	0	1.000
Duffy, Jack	.222	3-3	9	1	2	0	0	0	1	2	.222	2	0	0	0	.364	0	0	0-0	8	0	0	1.000
Clayton, Collin	.167	3-3	12	1	2	0	0	0	0	2	.167	0	0	2	1	.167	0	1	0-0	9	0	0	1.000
Faith, Sam	.143	2-2	7	0	1	0	0	0	0	1	.143	0	1	1	0	.250	0	0	0-0	0	0	0	.000
Hull, Mason	.125	3-3	8	1	1	1	0	0	0	2	.250	0	0	2	0	.125	0	0	0-0	5	7	2	.857
Millas, Drew	.091	3-3	11	1	1	1	0	0	2	2	.182	2	0	4	0	.214	1	0	0-0	21	1	0	1.000
Whetstone, Ben	.000	3-3	11	1	0	0	0	0	0	0	.000	1	0	1	0	.083	0	0	0-0	25	0	1	.962
Herron, Anthony	.000	1-0	1	0	0	0	0	0	0	0	.000	0	0	0	0	.000	0	0	0-0	0	0	0	.000
Fitzpatrick, Jordan	.000	1-0	0	0	0	0	0	0	1	0	.000	1	0	0	0	1.000	0	0	0-0	0	0	0	.000
Totals	.221	3	95	10	21	5	0	0	8	26	.274	9	3	20	1	.306	1	1	1-2	78	25	4	.963
Opponents	.304	3	102	28	31	5	3	4	24	54	.529	17	12	20	2	.448	3	2	2-3	81	29	1	.991

LOB - Team (18), Opp (30). DPs turned - Team (2), Opp (1).

## OVERALL PITCHING STATISTICS

(All games Sorted by Earned run avg)

Player	era	w-l	app	gs	cg	sho	sv	ip	h	r	er	bb	so	2b	3b	hr	b/avg	wp	hp	bk	sfa	sha
Schwab, Davis	0.00	1-0	1	0	0	0/0	0	4.1	3	0	0	1	6	1	0	0	.200	0	1	1	0	0
Sechler, Connor	0.00	0-0	1	0	0	0/0	0	1.1	0	0	0	0	2	0	0	0	.000	0	1	0	0	0
Barnes, Forrest	0.00	0-0	1	0	0	0/0	0	0.2	1	0	0	1	0	0	0	0	.500	0	0	0	0	0
Witherspoon, Nate	0.00	0-0	1	0	0	0/0	0	0.1	0	0	0	0	1	0	0	0	.000	0	0	0	0	0
Thomazin, Logan	2.70	0-0	1	0	0	0/0	0	3.1	2	1	1	0	2	1	0	0	.167	1	2	0	0	0
Juenger, Hayden	5.40	0-0	1	1	0	0/0	0	3.1	5	2	2	3	2	0	0	0	.333	0	0	1	0	0
Schmidt, Nick	6.75	0-0	2	0	0	0/0	0	2.2	4	2	2	0	3	1	0	2	.364	1	1	0	1	0
Lochner, Jake	9.00	0-0	1	0	0	0/0	0	1.0	0	2	1	3	0	0	0	0	.000	0	0	0	0	2
Wiley, Logan	10.38	0-1	1	1	0	0/0	0	4.1	6	5	5	0	2	0	2	1	.353	0	3	0	1	0
Moore, Alex	16.88	0-1	1	1	0	0/0	0	2.2	6	5	5	3	0	1	0	0	.462	0	0	0	1	0
Carson, Peyton	27.00	0-0	1	0	0	0/0	0	1.0	3	3	3	0	0	0	1	1	.500	0	1	0	0	0
Ramos, Javier	40.50	0-0	2	0	0	0/0	0	0.2	1	4	3	3	1	1	0	0	.333	0	2	0	0	0
Cruikshank, Ben	99.00	0-0	1	0	0	0/0	0	0.1	0	4	4	3	1	0	0	0	.000	0	1	0	0	0
Totals	9.00	1-2	3	3	0	0/0	0	26.0	31	28	26	17	20	5	3	4	.304	2	12	2	3	2
Opponents	3.33	2-1	3	3	0	1/1	0	27.0	21	10	10	9	20	5	0	0	.221	3	3	1	1	1

Pickoffs - Team (0), Opp (1).

# MISSOURI STATE BASEBALL

Games 4-6 | MISSOURI STATE BEARS at TONY GWYNN LEGACY | Feb. 22-24, 2019 | San Diego, Calif. | KBFL 1060 AM/96.9 FM (Corey Riggs)

## ROAD BATTING-FIELDING STATISTICS

Record: 0-1 Home: 0-0 Away: 0-1 MVC: 0-0

Player	avg	gp-gs	ab	r	h	2b	3b	hr	rbi	tb	slg%	bb	hp	so	qdp	ob%	sf	sh	sb-att	po	a	e	fld%
Polak,Joey	.333	1-1	3	0	1	0	0	0	0	1	.333	0	0	1	0	.333	0	0	0-0	0	4	0	1.000
Clayton,Collin	.333	1-1	3	0	1	0	0	0	0	1	.333	0	0	0	0	.333	0	0	0-0	3	0	0	1.000
Privitera,John	.000	1-1	4	0	0	0	0	0	0	0	.000	0	0	2	0	.000	0	0	0-0	1	1	0	1.000
Millas,Drew	.000	1-1	4	0	0	0	0	0	0	0	.000	0	0	2	0	.000	0	0	0-0	6	0	0	1.000
Whetstone,Ben	.000	1-1	3	0	0	0	0	0	0	0	.000	0	0	0	0	.000	0	0	0-0	9	0	0	1.000
Faith,Sam	.000	1-1	3	0	0	0	0	0	0	0	.000	0	0	1	0	.000	0	0	0-0	0	0	0	.000
Zimmerman,Brooks	.000	1-1	3	0	0	0	0	0	0	0	.000	0	0	2	0	.000	0	0	0-0	1	0	0	1.000
Duffy,Jack	.000	1-1	3	0	0	0	0	0	0	0	.000	0	0	0	0	.000	0	0	0-0	2	0	0	1.000
Geha,Logan	.000	1-0	1	0	0	0	0	0	0	0	.000	0	0	0	0	.000	0	0	0-0	1	0	0	1.000
Herron,Anthony	.000	1-0	1	0	0	0	0	0	0	0	.000	0	0	0	0	.000	0	0	0-0	0	0	0	.000
Hull,Mason	.000	1-1	1	0	0	0	0	0	0	0	.000	0	0	0	0	.000	0	0	0-0	1	1	0	1.000
Totals	.069	1	29	0	2	0	0	0	0	2	.069	0	0	8	0	.069	0	0	0-0	24	10	1	.971
Opponents	.290	1	31	10	9	2	0	0	8	11	.355	8	2	4	0	.452	1	2	2-2	27	10	0	1.000

LOB - Team (2), Opp (10).

## ROAD PITCHING STATISTICS

(Away games Sorted by Earned run avg)

Player	era	w-l	app	gs	cg	sho	sv	ip	h	r	er	bb	so	2b	3b	hr	b/avg	wp	hp	bk	sfa	sha
Schmidt,Nick	0.00	0-0	1	0	0	0/0	0	1.0	1	0	0	0	2	0	0	0	.250	1	0	0	0	0
Thomazin,Logan	2.70	0-0	1	0	0	0/0	0	3.1	2	1	1	0	2	1	0	0	.167	1	2	0	0	0
Lochner,Jake	9.00	0-0	1	0	0	0/0	0	1.0	0	2	1	3	0	0	0	0	.000	0	0	0	0	2
Moore,Alex	16.88	0-1	1	1	0	0/0	0	2.2	6	5	5	3	0	1	0	0	.462	0	0	0	1	0
Ramos,Javier	99.00	0-0	1	0	0	0/0	0	0.0	0	2	1	2	0	0	0	0		0	0	0	0	0
Totals	9.00	0-1	1	1	0	0/0	0	8.0	9	10	8	8	4	2	0	0	.290	2	2	0	1	2
Opponents	0.00	1-0	1	1	0	1/1	0	9.0	2	0	0	0	8	0	0	0	.069	0	0	0	0	0



# MISSOURI STATE BASEBALL

Games 4-6 | MISSOURI STATE BEARS at TONY GWYNN LEGACY | Feb. 22-24, 2019 | San Diego, Calif. | KBFL 1060 AM/96.9 FM (Corey Riggs)

## NEUTRAL FIELD BATTING-FIELDING STATISTICS

Record: 1-1 Home: 0-0 Away: 0-0 Neutral: 1-1 MVC: 0-0

Player	avg	gp-gs	ab	r	h	2b	3b	hr	rbi	tb	slg%	bb	hp	so	gdp	ob%	sf	sh	sb-att	po	a	e	fld%
Privitera, John	.833	2-2	6	3	5	2	0	0	1	7	1.167	1	2	0	0	.889	0	0	1-2	1	5	0	1.000
Zimmerman, Brooks	.750	2-1	4	0	3	0	0	0	1	3	.750	0	0	0	0	.750	0	0	0-0	0	0	0	.000
Geha, Logan	.429	2-2	7	1	3	1	0	0	1	4	.571	1	0	2	0	.500	0	0	0-0	5	0	0	1.000
Duffy, Jack	.333	2-2	6	1	2	0	0	0	1	2	.333	2	0	0	0	.500	0	0	0-0	6	0	0	1.000
Polak, Joey	.250	2-2	8	1	2	0	0	0	1	2	.250	1	0	3	0	.333	0	0	0-0	1	1	0	1.000
Faith, Sam	.250	1-1	4	0	1	0	0	0	0	1	.250	0	1	0	0	.400	0	0	0-0	0	0	0	.000
Millas, Drew	.143	2-2	7	1	1	1	0	0	2	2	.286	2	0	2	0	.300	1	0	0-0	15	1	0	1.000
Hull, Mason	.143	2-2	7	1	1	1	0	0	0	2	.286	0	0	2	0	.143	0	0	0-0	4	6	2	.833
Clayton, Collin	.111	2-2	9	1	1	0	0	0	0	1	.111	0	0	2	1	.111	0	1	0-0	6	0	0	1.000
Whetstone, Ben	.000	2-2	8	1	0	0	0	0	0	0	.000	1	0	1	0	.111	0	0	0-0	16	0	1	.941
Fitzpatrick, Jordan	.000	1-0	0	0	0	0	0	0	1	0	.000	1	0	0	0	1.000	0	0	0-0	0	0	0	.000
Totals	.288	2	66	10	19	5	0	0	8	24	.364	9	3	12	1	.392	1	1	1-2	54	15	3	.958
Opponents	.310	2	71	18	22	3	3	4	16	43	.606	9	10	16	2	.446	2	0	0-1	54	19	1	.986

LOB - Team (16), Opp (20). DPs turned - Team (2), Opp (1).

## NEUTRAL FIELD PITCHING STATISTICS

(Neutral site games Sorted by Earned run avg)

Player	era	w-l	app	gs	cg	sho	sv	ip	h	r	er	bb	so	2b	3b	hr	b/avg	wp	hp	bk	sfa	sha
Schwab, Davis	0.00	1-0	1	0	0	0/0	0	4.1	3	0	0	1	6	1	0	0	.200	0	1	1	0	0
Sechler, Connor	0.00	0-0	1	0	0	0/0	0	1.1	0	0	0	0	2	0	0	0	.000	0	1	0	0	0
Barnes, Forrest	0.00	0-0	1	0	0	0/0	0	0.2	1	0	0	1	0	0	0	0	.500	0	0	0	0	0
Witherspoon, Nate	0.00	0-0	1	0	0	0/0	0	0.1	0	0	0	0	1	0	0	0	.000	0	0	0	0	0
Juenger, Hayden	5.40	0-0	1	1	0	0/0	0	3.1	5	2	2	3	2	0	0	0	.333	0	0	1	0	0
Wiley, Logan	10.38	0-1	1	1	0	0/0	0	4.1	6	5	5	0	2	0	2	1	.353	0	3	0	1	0
Schmidt, Nick	10.80	0-0	1	0	0	0/0	0	1.2	3	2	2	0	1	1	0	2	.429	0	1	0	1	0
Carson, Peyton	27.00	0-0	1	0	0	0/0	0	1.0	3	3	3	0	0	0	1	1	.500	0	1	0	0	0
Ramos, Javier	27.00	0-0	1	0	0	0/0	0	0.2	1	2	2	1	1	1	0	0	.333	0	2	0	0	0
Cruikshank, Ben	99.00	0-0	1	0	0	0/0	0	0.1	0	4	4	3	1	0	0	0	.000	0	1	0	0	0
Totals	9.00	1-1	2	2	0	0/0	0	18.0	22	18	18	9	16	3	3	4	.310	0	10	2	2	0
Opponents	5.00	1-1	2	2	0	0/0	0	18.0	19	10	10	9	12	5	0	0	.288	3	3	1	1	1

Pickoffs - Team (0), Opp (1).

# MISSOURI STATE BASEBALL

Games 4-6 | MISSOURI STATE BEARS at TONY GWYNN LEGACY | Feb. 22-24, 2019 | San Diego, Calif. | KBFL 1060 AM/96.9 FM (Corey Riggs)

## INDIVIDUAL GAME-BY-GAME BATTING (AB-R-H-RBI)

Opponent	Date	#7 Clayton,C	#23 Duffy,J	#26 Faith,S	#17 Fitzpatrick,J	#4 Geha,L	#12 Herron,A	#8 Hull,M	#24 Millas,D	#25 Polak,J	#32 Privitera,J	#45 Whetstone,	#1 Zimmerman
Nevada	Feb 15	5-0-0-0	2-1-1-1	4-0-1-0	0-0-0-1	3-1-2-0	.....	3-0-0-0	4-0-0-0	5-1-1-0	3-0-2-1	4-1-0-0	Def
Utah	Feb 16	4-1-1-0	4-0-1-0	.....	.....	4-0-1-1	.....	4-1-1-0	3-1-1-2	3-0-1-1	3-3-3-0	4-0-0-0	4-0-3-1
Texas State	Feb 17	3-0-1-0	3-0-0-0	3-0-0-0	.....	1-0-0-0	1-0-0-0	1-0-0-0	4-0-0-0	3-0-1-0	4-0-0-0	3-0-0-0	3-0-0-0



# MISSOURI STATE BASEBALL

Games 4-6 | MISSOURI STATE BEARS at TONY GWYNN LEGACY | Feb. 22-24, 2019 | San Diego, Calif. | KBFL 1060 AM/96.9 FM (Corey Riggs)

## GAME-BY-GAME LINEUPS

Date	Opponent	1st	2nd	3rd	4th	5th	6th	7th	8th	9th
Feb. 15	vs. Nevada	Clayton	Millas	Faith	Polak	Whetstone	Geha	Duffy	Hull	Privitera
Feb. 16	vs. Utah	Privitera	Clayton	Millas	Zimmerman	Polak	Duffy	Geha	Whetstone	Hull
Feb. 17	at Texas State	Privitera	Millas	Duffy	Zimmerman	Whetstone	Faith	Polak	Clayton	Hull
Feb. 22	vs. Cal State Fullerton									
Feb. 23	at San Diego									
Feb. 24	vs. Fresno State									
<b>Feb. 26</b>	<b>Central Arkansas</b>									
<b>Feb. 27</b>	<b>Central Arkansas</b>									
<b>March 1</b>	<b>UC Irvine</b>									
<b>March 2</b>	<b>UC Irvine</b>									
<b>March 3</b>	<b>UC Irvine</b>									
<b>March 5</b>	<b>Oral Roberts</b>									
March 8	at Arkansas State									
March 9	at Arkansas State									
March 10	at Arkansas State									
March 12	at Oklahoma State									
March 13	at Oral Roberts									
March 15	at Oklahoma									
March 16	at Oklahoma									
March 17	at Oklahoma									
March 22	at UC Santa Barbara									
March 23	at UC Santa Barbara									
March 24	at UC Santa Barbara									
<b>March 26</b>	<b>Arkansas</b>									
<b>March 27</b>	<b>Kansas</b>									
<b>March 29</b>	<b>Indiana State</b>									
<b>March 30</b>	<b>Indiana State</b>									
<b>March 31</b>	<b>Indiana State</b>									
April 2	at Southeast Missouri									
April 3	at Murray State									
April 5	at Southern Illinois									
April 6	at Southern Illinois									
April 7	at Southern Illinois									
April 9	at Kansas									
April 12	at Illinois State									
April 13	at Illinois State									
April 14	at Illinois State									
<b>April 16</b>	<b>Missouri</b>									
<b>April 18</b>	<b>New Orleans</b>									
<b>April 19</b>	<b>New Orleans</b>									
<b>April 20</b>	<b>New Orleans</b>									
April 23	at Missouri									
<b>April 26</b>	<b>Bradley</b>									
<b>April 27</b>	<b>Bradley</b>									
<b>April 28</b>	<b>Bradley</b>									
April 30	at Wichita State									
<b>May 2</b>	<b>DBU</b>									
<b>May 3</b>	<b>DBU</b>									
<b>May 4</b>	<b>DBU</b>									
<b>May 7</b>	<b>Wichita State</b>									
May 10	at Evansville									
May 11	at Evansville									
May 12	at Evansville									
<b>May 16</b>	<b>Valparaiso</b>									
<b>May 17</b>	<b>Valparaiso</b>									
<b>May 18</b>	<b>Valparaiso</b>									

**Bold** indicates home game

# MISSOURI STATE BASEBALL

Games 4-6 | MISSOURI STATE BEARS at TONY GWYNN LEGACY | Feb. 22-24, 2019 | San Diego, Calif. | KBFL 1060 AM/96.9 FM (Corey Riggs)

## GAME-BY-GAME DEFENSIVE LINEUPS

Date	Opponent	P	C	1B	2B	3B	SS	LF	CF	RF	DH
Feb. 15	vs. Nevada	Wiley	Millas	Whetstone	Privitera	Polak	Hull	Geha	Clayton	Duffy	Faith
Feb. 16	vs. Utah	Juenger	Millas	Whetstone	Privitera	Polak	Hull	Geha	Clayton	Duffy	Zimmerman
Feb. 17	at Texas State	Moore	Millas	Whetstone	Privitera	Polak	Hull	Geha	Clayton	Duffy	Faith
Feb. 22	vs. Cal State Fullerton										
Feb. 23	at San Diego										
Feb. 24	vs. Fresno State										
<b>Feb. 26</b>	<b>Central Arkansas</b>										
<b>Feb. 27</b>	<b>Central Arkansas</b>										
<b>March 1</b>	<b>UC Irvine</b>										
<b>March 2</b>	<b>UC Irvine</b>										
<b>March 3</b>	<b>UC Irvine</b>										
<b>March 5</b>	<b>Oral Roberts</b>										
March 8	at Arkansas State										
March 9	at Arkansas State										
March 10	at Arkansas State										
March 12	at Oklahoma State										
March 13	at Oral Roberts										
March 15	at Oklahoma										
March 16	at Oklahoma										
March 17	at Oklahoma										
March 22	at UC Santa Barbara										
March 23	at UC Santa Barbara										
March 24	at UC Santa Barbara										
<b>March 26</b>	<b>Arkansas</b>										
<b>March 27</b>	<b>Kansas</b>										
<b>March 29</b>	<b>Indiana State</b>										
<b>March 30</b>	<b>Indiana State</b>										
<b>March 31</b>	<b>Indiana State</b>										
April 2	at Southeast Missouri										
April 3	at Murray State										
April 5	at Southern Illinois										
April 6	at Southern Illinois										
April 7	at Southern Illinois										
April 9	at Kansas										
April 12	at Illinois State										
April 13	at Illinois State										
April 14	at Illinois State										
<b>April 16</b>	<b>Missouri</b>										
<b>April 18</b>	<b>New Orleans</b>										
<b>April 19</b>	<b>New Orleans</b>										
<b>April 20</b>	<b>New Orleans</b>										
April 23	at Missouri										
<b>April 26</b>	<b>Bradley</b>										
<b>April 27</b>	<b>Bradley</b>										
<b>April 28</b>	<b>Bradley</b>										
April 30	at Wichita State										
<b>May 2</b>	<b>DBU</b>										
<b>May 3</b>	<b>DBU</b>										
<b>May 4</b>	<b>DBU</b>										
<b>May 7</b>	<b>Wichita State</b>										
May 10	at Evansville										
May 11	at Evansville										
May 12	at Evansville										
<b>May 16</b>	<b>Valparaiso</b>										
<b>May 17</b>	<b>Valparaiso</b>										
<b>May 18</b>	<b>Valparaiso</b>										

Bold indicates home game



# MISSOURI STATE BASEBALL

Games 4-6 | MISSOURI STATE BEARS at TONY GWYNN LEGACY | Feb. 22-24, 2019 | San Diego, Calif. | KBFL 1060 AM/96.9 FM (Corey Riggs)

## MISSOURI STATE RECORDS SUMMARY

### Individual Batting

#### Games Played

Season: 66, Dant'e Brinkley, Adam Pummill, Brooks Colvin, Shaun Marcum, Rick Wilson, 2003  
Career: 236, Matt Gardner, 1999-02

#### At-Bats

Game: 8, Earnie Johnson, Pat Kelly and Mark Neff, 5/1/88 vs. ORU;  
Ryan Gotcher and Chris Taylor, 4/6/04 vs. Arkansas; Adam Pummill, 2/25/06 vs. UNC Greensboro  
Season: 278, Dant'e Brinkley, 2003  
Career: 972, Matt Gardner, 1999-02

#### Runs

Game: 6, Bobby McCulloch, 5/6/75 vs. SIU Edwardsville; Larry Doss, 5/9/87 vs. Eastern Illinois and Lance Burkhart, 3/6/97 vs. Missouri Baptist  
Season: 90, Matt Cepicky, 1999  
Career: 243, Matt Gardner, 1999-02

#### Hits

Game: 7, Greg Resz, 3/5/91 vs. Lincoln  
Season: 96, Steve Hacker and Dave Slemmer, 1995; Dant'e Brinkley, 2003  
Career: 316, Matt Gardner, 1999-02

#### Singles

Game: 5, Jim Schaefer, 5/27/78 vs. Eastern Illinois; Keith Champion, 5/11/81 vs. Central Missouri; Greg Resz, 3/5/91 vs. Lincoln; Todd DeBryn, 5/3/92 vs. UNI; Alex Manary, 3/22/94 vs. Minnesota  
Season: 76, Bill Mueller, 1991  
Career: 241, Kevin Medrano, 2009-12

#### Doubles

Game: 3, on 22 occasions, last time by Justin Paulsen, 4/29/17 at Evansville  
Season: 26, Steve Meyer, 1986  
Career: 67, Brayden Drake, 2006-09

#### Triples

Game: 3, Ken Brown, 4/8/66 vs. Missouri S&T  
Season: 12, Dant'e Brinkley, 2001  
Career: 20, Mark Garrett, 1979-82

#### Home Runs

Game: 4, John Knott, 5/2/92 vs. UNI  
Season: 37, Steve Hacker, 1995  
Career: 63, Jason Hart, 1996-98

#### Runs Batted-In

Game: 11, John Knott, 5/2/92 vs. UNI  
Season: 100, Matt Cepicky, 1999  
Career: 203, Jason Hart, 1996-98

#### Batting Average

Season: .442, J. D. Warner, 1983  
Career: .426, J. D. Warner, 1982-83  
Career (4 years): .376, Bill Mueller, 1990-93

#### Consecutive Games Hitting Safely

30, Brayden Drake, 4/27/08-3/25/09

#### Total Bases

Game: 17, John Knott, 5/2/92 vs. UNI  
Season: 225, Steve Hacker, 1995  
Career: 506, Jason Hart, 1996-98

#### Extra-Base Hits

Game: 5, Larry Doss, 5/9/87 vs. Eastern Illinois  
Season: 55, Steve Hacker, 1995  
Career: 116, Jason Hart, 1996-98

#### Slugging Average

Season: .957, Steve Hacker, 1995  
Career: .725, Jason Hart, 1996-98

#### Hit By Pitch

Game: 3, Jud Kindle, 2/20/04 vs. Little Rock  
Ryan Mantle, 2/22/08 vs. DBU; Brayden Drake, 5/11/08 vs. Middle Tennessee  
Season: 23, Jeremy Isenhower, 2002  
Career: 41, Ben Carlson, 2007-09

#### Walks

Game: 5, Cory Krueger, 3/15/91 vs. Austin Peay; Steve Hacker, 4/23/95 vs. UNI; and Lance Burkhart, 2/14/97 vs. Nevada  
Season: 55, Dylan Becker, 2015  
Career: 154, Bill Mueller, 1990-93

### Strikeouts

Game: 5, Greg Mathis, 5/1/01 vs. Missouri; Tyler Ryun, 2/26/10 at UTA  
Season: 74, Ryan Howard, 2001  
Career: 207, Nick Kays, 1997-00

### On-Base Percentage

Season: .563, Dan Iseminger, 1983  
Career: .493, Rick Clarkston, 1983-84

### Sacrifice Hits

Game: 3, Joey Hawkins, 5/22/14 vs. Bradley; Ken Watkins, 5/23/69 vs. Minnesota State  
Season: 29, Joey Hawkins, 2015  
Career: 62, Joey Hawkins, 2012-15

### Sacrifice Flies

Game: 2, held by many players  
Season: 9, Brooks Colvin, 2003  
Career: 17, Brooks Colvin, 2001-04

### Stolen Bases

Game: 4, Larry Doss, 3/6/86 vs. Evangel; Greg Brewer, 4/15/86 vs. Evangel  
Season: 30, Greg Brewer, 1986  
Career: 69, Dant'e Brinkley, 2000-03

### Game-Winning RBI

Season: 13, Steve Meyer, 1986; Steve Hacker, 1995  
Career: 23, Steve Hacker, 1993-95

### Individual Fielding

#### Putouts

Game: 19, Tom Hodge, 3/23/67 vs. Oklahoma Christian; Tim Rafferty, 2/25/06 vs. UNC Greensboro; Connor Smith, 3/29/14 vs. Southern Illinois  
Season: 545, Justin Paulsen, 2015  
Career: 1,588, Justin Paulsen, 2015-17

#### Assists

Game: 10, Curt Courtwright, 5/10/09 at Creighton  
Season: 192, Joey Hawkins, 2015  
Career: 656, Chris Curry, 1995-98

#### Errors

Game: 4, set on 5 occasions, last time by Jon Hale, 3/3/96 vs. ORU  
Season: 30, Brooks Colvin, 2001  
Career: 73, Brooks Colvin, 2001-04

#### Total Chances

Game: 21, Brian Mahaffey, 5/1/88 vs. ORU  
Season: 601, Jason Hart, 1997  
Career: 1,703, Justin Paulsen, 2015-17

#### Double Plays

Game: 5, Ryan Howard, 3/30/99 vs. SE Missouri  
Season: 60, Ryan Howard, 1999  
Career: 151, Ryan Howard, 1999-01

#### Fielding Average

Season: 1.000, Bill Helfrecht, 1968; Jim Anderson, 1970; Corby Fister and Cory Krueger, 1989; Chad Lakin and Cory Krueger, 1990; Shawn Padgett, 1991; Chad Lakin, 1992; Micah Holst, 1999; Dant'e Brinkley, 2002; Nolan Keane, 2008; Aaron Conway, 2010  
Career: .992, Steve Seal, 1969-70

### Individual Pitching

#### Games

Season: 37, Jake Fromson, 2017  
Career: 88, Bryan Young, 2014-17

#### Games Started

Season: 17, Doug Still, 2017; Matt Hall, 2015; Cody Schumacher, 2012  
Career: 49, Brad Ziegler, 2000-03

#### Complete Games

Season: 10, Brian Wisser, 1986  
Career: 18, Brad Ziegler, 2000-03

#### Innings Pitched

Game: 11.0, John Rheinecker, 3/3/01 vs. Arkansas State  
Season: 125.0, Matt Hall, 2015  
Career: 365.0, Brad Ziegler, 2000-03

#### Consecutive Scoreless Innings Pitched

Season: 38.1, Nick Petree, 4/6/12 to 5/17/12  
Career: 38.1, Nick Petree, 4/6/12 to 5/17/12

### Hits Allowed

Game: 16, Tom Fulkerson, 3/19/85 vs. UTA  
Season: 115, Brad Ziegler, 2003  
Career: 371, Brad Ziegler, 2000-03

### Fewest Hits Allowed

Game: 0, Steve Dunn, 4/12/79 vs. Evangel (5 inn.); Scott Buchheit-Darrell Maus-Matt Brewer-Terry Menown, 3/14/89 vs. Lincoln; Mike Whitley, 5/2/94 vs. SE Missouri (7 inn.)

### Runs Allowed

Game: 13, Rand Chappell, 3/20/84 vs. Southern; Scott Prince, 3/11/85 vs. Indiana State  
Season: 71, Jim Gibbs, 1987; Jarrod Mays, 1996  
Career: 207, John Hardin, 1996-00

### Earned Runs Allowed

Game: 12, Mike Hill, 4/18/75 vs. Central Missouri; Scott Prince, 3/11/85 vs. Indiana State  
Season: 63, Scott Geitz, 1998  
Career: 169, John Hardin, 1996-00

### Walks Allowed

Game: 10, Stean Thornton, 5/2/76 vs. UMSL  
Season: 75, Dirk Lindauer, 1991  
Career: 206, Mike Whitley, 1992-95

### Strikeouts

Game: 17, Charles Burt, 5/16/69 vs. Northwest Missouri State; Gary Wilson, 3/23/67 vs. Oklahoma Christian  
Season: 171, Matt Hall, 2015  
Career: 330, Brad Ziegler, 2000-03

### Earned Run Average

Season: 0.59, Dick Jones, 1971  
Career: 1.55, Dick Jones, 1969-72

### Wins

Season: 12, Matt Hall, 2015; Brad Ziegler, 2003  
Career: 32, Brad Ziegler, 2000-03

### Losses

Season: 9, Brett Sinkbeil, 2005; Pat Doyle, 2010; Mike Kickham, 2010  
Career: 16, Gary Wilson, 1964-67; Dustin Tignor, 1996-00; Pat Doyle, 2007-10

### Winning Percentage

Season (6 or more wins): 1.000, Sam Perez, 2016; Bryan Young, 2015; Ken Watkins, 1969; Jody Payne, 1978; Kirby Cannon, 1980; Dan Harwell, 1983; Tim Clubb, 2008  
Career: .909, Sam Perez, 2013-16; Greg Reed, 1987-88

### Shutouts

Season: 3, Ken Watkins, 1969; Steve Dunn, 1979; Greg Reed, 1988; Craig Sands, 1990; Paul Marsala, 2004  
Career: 4, Ken Watkins, 1967-70

### Saves

Season: 16, Bryan Young, 2015  
Career: 35, Bryan Young, 2014-17

### Team Batting

#### Games Played

Season: 66, 2003

#### At-Bats

Game: 64, 5/1/88 vs. ORU  
Season: 2,260, 2002

#### Runs

Game: 37, 3/7/88 vs. Benedictine  
Season: 607, 1999

#### Hits

Game: 34, 3/7/88 vs. Benedictine; 3/21/89 vs. UMBC  
Season: 720, 2002

#### Doubles

Game: 10, 3/11/95 vs. Truman  
Season: 149, 2002

#### Triples

Game: 6, 4/8/66 vs. Missouri S&T  
Season: 36, 2001

#### Home Runs

Game: 12, 4/20/99 vs. Pittsburg State  
Season: 144, 1999

### Runs Batted-In

Game: 36, 3/7/88 vs. Benedictine  
Season: 561, 1999

### Batting Average

Season: .373, 1981

### Total Bases

Game: 72, 4/20/99 vs. Pittsburg State  
Season: 1,275, 1999

### Extra-Base Hits

Game: 19, 4/20/99 vs. Pittsburg State  
Season: 270, 1999

### Slugging Average

Season: .626, 1999

### Game-Winning RBI

Season: 45, 1986

### Hit By Pitch

Game: 9, 2/22/08 vs. DBU; 5/11/08 vs. Middle Tennessee  
Season: 80, 2004

### Walks

Game: 18, 4/5/16 vs. Saint Louis  
Season: 351, 2017

### Strikeouts

Game: 26, 2/26/10 at UTA  
Season: 516, 2017

### Fewest Strikeouts

Season: 116, 1981

### Sacrifice Hits

Game: 6, 4/25/81 vs. UMSL  
Season: 54, 2015

### Sacrifice Flies

Game: 5, 5/19/02 vs. Indiana State; 4/3/07 vs. SEMO  
Season: 44, 2002

### Stolen Bases

Game: 10, 3/18/85 vs. North Texas; 4/15/86 vs. Evangel  
Season: 118, 1986

### Team Fielding

#### Putouts

Game: 48, 5/1/88 vs. ORU; 4/6/04 vs. Arkansas  
Season: 1,703, 2003

#### Assists

Game: 25, 5/1/88 vs. ORU  
Season: 686, 1997

#### Errors

Game: 11, 3/14/64 vs. Arkansas State  
Season: 134, 1984

#### Fewest Errors

Season: 37, 1968

#### Total Chances

Game: 74, 5/1/88 vs. ORU  
Season: 2,456, 2002

#### Double Plays

Game: 5, 3/15/85 vs. Missouri Western  
Season: 66, 1986

#### Fielding Average

Season: .976, 2015

### Team Pitching

#### Complete Games

Season: 34, 1986

#### Innings Pitched

Game: 16, 5/1/88 vs. ORU; 4/6/04 vs. Arkansas  
Season: 567.2, 2003

#### Walks

Game: 17, 5/25/97 vs. Rice  
Season: 317, 1992

#### Strikeouts

Game: 19, 3/23/67 vs. Oklahoma Christian  
Season: 560, 2017

#### Shutouts

Season: 11, 2012

#### Saves

Season: 18, 2015 and 2011

#### Earned Run Average

Season: 2.57, 2012

# MISSOURI STATE BASEBALL

Games 4-6 | MISSOURI STATE BEARS at TONY GWYNN LEGACY | Feb. 22-24, 2019 | San Diego, Calif. | KBFL 1060 AM/96.9 FM (Corey Riggs)

## MISSOURI STATE SINGLE-SEASON RECORDS

### Hitting

Games		At Bats		Runs	
Dan'te Brinkley (03)	66	Dan'te Brinkley (03)	278	Matt Cepicky (99)	90
Brooks Colvin (03)	66	Brooks Colvin (03)	267	Matt Gardner (99)	82
Shaun Marcum (03)	66	Matt Gardner (02)	256	Micah Holst (99)	75
Adam Pummill (03)	66	Greg Mathis (02)	251	Jason Hart (98)	71
Rick Wilson (03)	66	Dave Slemmer (95)	251	Jake Burger (17)	69
Greg Mathis (03)	65	Matt Gardner (01)	250	Bill Mueller (91)	69
Tony Piazza (03)	64	Dan'te Brinkley (02)	249	Dan'te Brinkley (03)	68
Matt Gardner (02)	64	Joey Hawkins (15)	248	Ryan Howard (99)	68
Greg Mathis (02)	64	Helms (12)-Voit (12)	248	Jeremy Eierman (17)	67
Tony Piazza (02)	64	Mathis (03)-Medrano (12)	248	Steve Meyer (86)	67

Hits		Singles		Doubles	
Dant'e Brinkley (03)	96	Bill Mueller (91)	76	Steve Meyer (86)	26
Steve Hacker (95)	96	Ben Woodbury (08)	71	Spiker Helms (12)	23
Dave Slemmer (95)	96	Dant'e Brinkley (03)	67	Brandon Jackson (98)	23
Micah Holst (99)	94	Micah Holst (99)	63	Jake Burger (15)	22
Ben Woodbury (08)	92	Kevin Medrano (12)	62	Matt Gardner (02)	22
Matt Cepicky (99)	92	Kevin Medrano (10)	62	Chad Lakin (92)	22
Jason Hart (98)	92	Adam Pummill (03)	62	Lakin (93)-Drake (08)	21
Jason Hart (97)	91	Brooks Colvin (03)	61	Johnson (88)-Brewer (91)	21
Brandon Jackson (98)	89	Matt Gardner (99)	60	Howard Bell (86)	21
Kevin Medrano (10)	86	Six players tied with	59	Kneeshaw (95)-Mantle (08)	20
Mueller (91)-Brinkley (02)	86			Mahaffey (87)-Hart (96)	20

Triples		Home Runs		Runs Batted-In	
Dan'te Brinkley (01)	12	Steve Hacker (95)	37	Matt Cepicky (99)	100
Aaron Conway (09)	8	Matt Cepicky (99)	30	Steve Hacker (95)	95
Evan Pratte (90)	8	Jason Hart (98)	28	Jason Hart (98)	91
Mark Garrett (81)	8	Jon Hale (99)	25	Steve Meyer (86)	83
Bobby Narron (80)	8	Spencer Johnson (16)	24	Matt Brewer (91)	75
Hunter Steinmetz (16)	7	Jeremy Eierman (17)	23	Jake Burger (16)	72
Greg Mathis (01)	7	Nick Kays (99)	23	Spencer Johnson (16)	70
Brad Kennedy (96)	7	Jake Burger (17)	22	Brian Mahaffey (88)	69
Greg Brewer (86)	7	Jake Burger (16)	21	Jeremy Eierman (17)	68
J.D. Warner (83)	7	Brian Mahaffey (88)	21	Jon Hale (99)	68

Game-Winning RBI		Batting Average		On-Base Percentage	
Steve Hacker (95)	13	J. D. Warner (83)	.442	Danny Iseminger (83)	.563
Steve Meyer (86)	13	Bob Blakley (74)	.440	Jim Nichols (65)	.561
Chris Playter (09)	11	Jim Nichols (65)	.438	Rich Clarkston (85)	.535
Jake Burger (17)	10	Terry Repp (81)	.432	Doug Bagby (83)	.509
Matt Brewer (89, 91)	10	Rick Clarkston (85)	.427	Cal Armstrong (73)	.506
Bax (84)-Bailey (82)	10	Jason Hart (98)	.416	Mark Garrett (81)	.503
Brian Mahaffey (87)	9	Steve Meyer (86)	.416	Matt Cepicky (99)	.500
Brent Seifert (12)-Matheny (15)	8	Mark Garrett (81)	.416	John Knott (92)	.500
Pratte (91)-Cepicky (99)	8	Brayden Drake (09)	.414	Keith Champion (81)	.495
Dave (81)-Bartlett (90)	8	Matt Cepicky (99)	.414	Rick Clarkston (84)	.493

Extra-Base Hits		Total Bases		Slugging Average	
Steve Hacker (95)	55	Steve Hacker (95)	225	Steve Hacker (95)	.957
Steve Meyer (86)	48	Matt Cepicky (99)	193	Mark Menneheimer (77)	.896
Jason Hart (98)	43	Jason Hart (98)	191	Matt Cepicky (99)	.869
Spencer Johnson (16)	41	Steve Meyer (86)	173	Jason Hart (98)	.864
Matt Cepicky (99)	40	Jason Hart (97)	168	Steve Meyer (86)	.859
Jeremy Eierman (17)	39	Dave Slemmer (95)	165	Bob Blakley (74)	.820
Lance Burkhardt (96)	38	Jeremy Eierman (17)	164	Jon Hale (99)	.779
Matt Cepicky (98)	37	Jake Burger (16)	162	Ken Brown (66)	.760
Jason Hart (97)	37	Jake Burger (17)	160	Jim Nichols (65)	.750
Dave Slemmer (95)	37	Hale (99)-Cepicky (98)	159	Matt Cepicky (98)	.729

Walks		Strikeouts		Hit By Pitch	
Dylan Becker (15)	55	Ryan Howard (01)	74	Jeremy Isenhower (02)	23
Bill Mueller (91)	52	Tony Piazza (02)	69	Ben Carlson (09)	22
Spencer Johnson (16)	46	Nick Kays (99)	68	Jud Kindle (04)	20
Spencer Johnson (15)	46	Jeremy Eierman (16)	67	Matt Brown (18)	19
<b>John Privitera (18)</b>	<b>45</b>	Tony Piazza (03)	66	Tate Matheny (15)	18
Spiker Helms (12)	44	Matt Brown (18)	62	Ben Carlson (08)	16
Brad Kennedy (95)	44	Jeremy Eierman (17)	61	Jeremy Eierman (17)	12
Burger (17)-Paulsen (15)	43	Hunter Steinmetz (17)	59	Brayden Drake (09)	12
Helms (11)-Keane (08)	42	Dan'te Brinkley (03)	58	John Knott (92)	12
Fister (90)-Guttin (76)	42	Spencer Johnson (15)	57	Nine players tied with	11

Stolen Bases		Sacrifice Hits		Sacrifice Flies	
Greg Brewer (86)	30	Joey Hawkins (15)	29	Brooks Colvin (03)	9
Mike Ruble (88)	29	Joey Hawkins (14)	19	Greg Mathis (02)	8
Dan'te Brinkley (02)	25	Eric Cheray (12)	14	Dylan Becker (15)	7
John Wahlig (87)	25	Joey Hawkins (13)	13	Justin Paulsen (15)	7
Aaron Conway (10)	24	John Knott (92)	12	Brent Bartlett (90)	7
Dan'te Brinkley (03)	24	Toby Gardenhire (04)	11	Evan Pratte (90)	7
Bill Mueller (92)	23	Travis McComack (13)	10	Spencer Johnson (16)	6
Larry Doss (86)	22	Kevin Medrano (09)	10	Medrano (11)-Voit (12)	6
Jeremy Eierman (18)	20	Ben Woodbury (08)	9	Piazza (02)-McComack (11)	6
Matt Lawson (06)	20	Kneeshaw (96)-Marcum (02)	9	Colvin (02)-Isenhower (02)	6
Bill Goedde (86)	20	Kasper (75)-Royle (78)	9	Bartlett (89)-Collier (99)	6
				Winston (75)-Kelly (88)	6

### Pitching

Games		Games Started	
Jake Fromson (17)	37	Doug Still (17)	17
Sam Perez (16)	36	Matt Hall (15)	17
<b>Connor Sechler (18)</b>	<b>32</b>	Cody Schumacher (12)	17
Zach Merciez (15)	31	Dylan Coleman (18)	16
Bryan Young (15)	30	Dylan Coleman (17)	16
Sam Perez (15)	27	Jordan Knutson (16)	16
Tyler Burgess (12)-Young (15)	26	Nick Petree (12)	16
Scott Geitz (95)	26	Chad Mulholland (03)	16
Five tied with	25	Brad Ziegler (03)	16
		<b>Nine tied with</b>	<b>15</b>

Complete Games		Innings Pitched	
Brian Wisser (86)	10	Matt Hall (15)	125.0
Stacey Burkley (86)	8	Chad Mulholland (03)	119.2
Kirby Cannon (79)	8	Nick Petree (12)	115.1
Dick Jones (71)	8	Derek Drage (04)	112.1
Mark Lopinot (70)	8	Brad Ziegler (03)	106.2
Ken Watkins (69)	8	Tim Clubb (08)	103.2
Jim Gibbs (86, 87)	7	Doug Still (17)	103.0
Tom Fulkerson (84)	7	Jon Harris (15)	103.0
Rick Brandell (82)	7	Dylan Coleman (18)	102.2
Newell (66)-Watkins (70)	7	Brian Wisser (86)	102.2

Hits Allowed		Runs Allowed	
Brad Ziegler (03)	115	Jarrod Mays (96)	71
Jarrod Mays (96)	113	Jim Gibbs (87)	71
Pat Doyle (10)	112	Tim Clubb (09)	70
Derek Drage (04)	107	Scott Getz (98)	70
Paul Crain (91)	107	Pat Doyle (10)	66
Brian Wisser (86)	104	Mike Kickham (10)	66
Mike Kickham (10)	101	Bryan Buschhorn (97)	64
Chad Mulholland (03)	101	Mike Whitley (93)	64
Blake Barber (11)	100	Brett Sinkbeil (05)	63
Jim Gibbs (87)	100	Brad Ziegler (03)	60

Earned Runs Allowed		Earned Run Average	
Scott Gettz (98)	63	Dick Jones (71)	0.59
Jarrold Mays (96)	58	Nick Petree (12)	1.01
Mike Whitley (93)	58	Ken Watkins (69)	1.60
Mike Kickham (10)	56	Craig Sands (90)	1.60
Bryan Buschhorn (97)	54	Nick Petree (13)	1.61
Dylan Coleman (17)	53	David Oatman (74)	1.69
Jim Gibbs (87)	51	Wes Rhea (64)	1.70
Tim Clubb (09)	50	Jan Schmidt (72)	1.80
Brad Ziegler (03)	50	Dale Bowling (89)	1.88
Paul Crain (91)	48	Mike Hill (76)	1.97

Walks		Strikeouts	
Dirk Lindauer (91)	75	Matt Hall (15)	171
Mike Whitley (93)	68	Dylan Coleman (18)	129
Dylan Coleman (18)	59	Pierce Johnson (12)	119
Bart Evans (92)	58	Chad Mulholland (03)	117
John Hardin (00)	54	Jon Harris (15)	116
Bryan Buschhorn (97)	52	Nick Petree (12)	114
John Hardin (99)	52	Sam Perez (16)	112
Mike Whitley (92)	52	Nick Petree (13)	111
Mike Godfrey (86)	51	Ross Detwiler (07)	110
Dylan Coleman (17)	50	Jarrod Mays (95)	107

Victories		Losses	
Matt Hall (15)	12	Pat Doyle (10)	9
Brad Ziegler (03)	12	Mike Kickham (10)	9
Clubb (08)-Baumann (09)	11	Brett Sinkbell (05)	9
Dylain Coleman (18)	10	Derek Drage (04)	7
Petree (12)-Mulholland (03)	10	Brad Ziegler (00)	7
Mays (95)-Wisser (86)	10	Jarrold Mays (96)	7
Petree (11)-Perez (15)	9	Jim Freie (84)	7
Garola (97)-Ziegler (01)	9	Gary Wilson (64)	7
Gibbs (87)-Lindauer (91)	9	<b>Seven players tied with</b>	<b>6</b>
Watkins (69)-Anderson (80)	9		

Winning Percentage		Shutouts	
Sam Perez (16)	1.000	Paul Marsala (04)	3
Bryan Young (15)	1.000	Craig Sands (90)	3
Tim Clubb (08)	1.000	Greg Reed (88)	3
Chann Whiteside (90)	1.000	Steve Dunn (79)	3
Danny Harwell (83)	1.000	Ken Watkins (69)	3
Kirby Cannon (80)	1.000	12 players tied with	2
Jody Payne (78)	1.000		
Ken Watkins (69)	1.000		
Buddy Baumann (09)	.917		
Jarrold Mays (95)	.909		
Sam Perez (15)	.900		
Steve Anderson (80)	.900		

### Fielding

Putouts	
Justin Paulsen (15)	545
Jason Hart (97)	543
Justin Paulsen (17)	536
Jason Hart (96)	531
Justin Paulsen (16)	507
Ryan Howard (00)	504
Tim Rafferty (06)	503
Tony Piazza (03)	500
Luke Voit (12)	499
Steve Hacker (95)	497

Assists	
Joey Hawkins (15)	192
Joey Hawkins (14)	185
Evan Pratte (91)	184
Pat Kelly (88)	179
Jeremy Eierman (17)	178
Dan Firiti (00)	178
Brad Kennedy (96)	175
Chris Curry (97)	170
Travis McComack (13)	168
Dan Firiti (99)	166

Errors	
Brooks Colvin (01)	30
Dan Firlit (99)	27
Mike Collier (00)	24
Dan Firlit (00)	24
Lance Burkhart (96)	24
Matt Gardner (01)	23
Brad Kennedy (96)	23
Rick Clarkston (84)	22
Five players tied with	21

Total Chances	
Jason Hart (97)	601
Justin Paulsen (17)	579
Jason Hart (96)	578
Justin Paulsen (15)	572
Luke Voit (12)	561
Ben Margalski (01)	557
Tony Piazza (02)	553
Ryan Howard (00)	553
Justin Paulsen (16)	550
Tony Piazza (03)	547

Double Plays	
Ryan Howard (99)	60
Steve Meyer (86)	58
Jason Hart (97)	53
Jim Calhoun (90)	52
Dan Firlit (99)	51
Ryan Howard (00)	48
Jason Hart (98)	48
Steve Hacker (95)	48
Matt Lawson (07)	47
Two players tied with	46

Fielding Average	
Aaron Conway (10)	1.000
Kyle Paul (07)	1.000
Dant'e Brinkley (02)	1.000
Micah Holst (99)	1.000
Chad Lakin (92)	1.000
Shawn Padgett (91)	1.000
Corby Fister (89)	1.000
Cory Krueger (89)	1.000
Jim Anderson (70)	1.000
Bill Helfrecht (68)	1.000

Saves	
Bryan Young (15)	16
Dan Kickham (11)	13
Shaun Marcum (03)	13
Bryan Young (16)	11
Tyler Burgess (12)	11
Chris Krawczyk (06)	9
<b>Connor Sechler (18)</b>	<b>8</b>
Bryan Young (17)	8
Matt Frevert (08)	8
Grant Gordon (10)	7

Statistical Minimums: Batting Average, Slugging Average and On Base Percentage based on minimum of one time at bat for each game played by team; Fielding Average based on minimum of 50 total chances; Earned Run Average based on minimum of one inning pitched per game played by team; Winning Percentage based on a minimum of six decisions.

# MISSOURI STATE BASEBALL

Games 4-6 | MISSOURI STATE BEARS at TONY GWYNN LEGACY | Feb. 22-24, 2019 | San Diego, Calif. | KBFL 1060 AM/96.9 FM (Corey Riggs)

## MISSOURI STATE CAREER RECORDS

### Hitting

Games		At Bats		Runs	
Matt Gardner (99-02)	236	Matt Gardner (99-02)	972	Matt Gardner (99-02)	243
Greg Mathis (00-03)	232	Kevin Medrano (09-12)	895	Bill Mueller (90-93)	234
Chris Curry (95-98)	227	Greg Mathis (00-03)	873	Micah Holst (96-99)	217
Brooks Colvin (01-04)	224	Micah Holst (96-99)	865	Dant'e Brinkley (00-03)	188
Micah Holst (96-99)	223	Chris Curry (95-98)	843	Chris Curry (95-98)	188
Evan Pratte (88-91)	220	Brayden Drake (06-09)	817	Jason Hart (96-98)	183
Kevin Medrano (09-12)	217	Dant'e Brinkley (00-03)	813	Mark Garrett (79-82)	180
Dylan Becker (12-15)	216	Brooks Colvin (01-04)	806	Evan Pratte (88-91)	176
Bill Mueller (90-93)	216	Luke Voit (10-13)	776	Kevin Medrano (09-12)	170
Dant'e Brinkley (00-03)	215	Evan Pratte (88-91)	773	Matt Cepicky (97-99)	170

Hits	Singles		Doubles		
Matt Gardner (99-02)	316	Kevin Medrano (09-12)	241	Brayden Drake (06-09)	67
Kevin Medrano (09-12)	310	Bill Mueller (90-93)	222	Matt Gardner (99-02)	62
Bill Mueller (90-93)	289	Matt Gardner (99-02)	213	Chad Lakin (90-93)	59
Micah Holst (96-99)	284	Micah Holst (96-99)	200	Chris Curry (95-98)	57
Dant'e Brinkley (00-03)	279	Dant'e Brinkley (00-03)	190	Kevin Medrano (09-12)	54
Brayden Drake (06-09)	268	Evan Pratte (88-91)	190	Dant'e Brinkley (00-03)	54
Chris Curry (95-98)	266	Brooks Colvin (01-04)	188	Jason Hart (96-98)	52
Jason Hart (96-98)	263	Greg Mathis (00-03)	179	Steve Hacker (93-95)	50
Greg Mathis (00-03)	262	Chris Curry (95-98)	168	Spencer Johnson (13-16)	49
Evan Pratte (88-91)	259	Brayden Drake (06-09)	167	Brian Mahaffey (85-88)	49

Triples		Home Runs		Runs Batted-In	
Mark Garrett (79-82)	20	Jason Hart (96-98)	63	Jason Hart (96-98)	203
Dant'e Brinkley (00-03)	19	Nick Kays (97-00)	60	Nick Kays (97-00)	192
Aaron Conway (08-11)	16	Steve Hacker (93-95)	59	Steve Hacker (93-95)	184
Evan Pratte (88-91)	15	Matt Cepicky (97-99)	51	Ryan Howard (99-01)	183
Greg Mathis (00-03)	13	Ryan Howard (99-01)	50	Matt Cepicky (97-99)	183
Micah Holst (96-99)	13	Jake Burger (15-17)	47	Matt Gardner (99-02)	182
Jeremy Isenhower (01-02)	12	Jeremy Eierman (16-18)	42	Jake Burger (15-17)	179
Bill Mueller (90-93)	12	Brian Mahaffey (85-88)	42	Brayden Drake (06-09)	176
J.D. Warner (82-83)	12	Ben Carlson (07-09)	38	Micah Holst (96-99)	175
Blakley (74-77)-Snider (76-79)	12	Chris Curry (95-98)	37	Brian Mahaffey (85-88)	175

Game-Winning RBI		Batting Average		On-Base Percentage	
Steve Hacker (93-95)	23	J.D. Warner (82-83)	.426	Rick Clarkson (83-84)	.493
Matt Brewer (89-91)	22	Danny Iseminger (83-84)	.406	Danny Iseminger (83-84)	.492
Matt Gardner (99-02)	19	Rick Clarkson (84-85)	.405	Jeff Kaiser (87-88)	.489
Luke Voit (10-13)	18	Jeff Kaiser (87-88)	.402	Corby Fister (89-90)	.489
Matt Cepicky (97-99)	18	Rick Hardesty (82-83)	.384	Bill Mueller (90-93)	.481
Evan Pratte (88-91)	18	Larry Doss (86-87)	.380	J.D. Warner (82-83)	.469
Jake Burger (15-17)	17	Matt Cepicky (97-99)	.378	Dave Herbert (80-83)	.467
Chris Playter (05-09)	17	Jason Hart (96-98)	.377	Larry Goessling (77-78)	.466
Jason Hart (96-98)	17	Larry Goessling (77-78)	.377	Doug Bagby (72-73)	.462
Brian Mahaffey (85-88)	17	Bill Mueller (90-93)	.376	Terry Burke (79-80)	.460

Extra-Base Hits		Total Bases		Slugging Average	
Jason Hart (96-98)	116	Jason Hart (96-98)	506	Jason Hart (96-98)	.725
Steve Hacker (93-95)	110	Matt Gardner (99-02)	496	Steve Hacker (93-95)	.708
Matt Gardner (99-02)	103	Steve Hacker (93-95)	466	Matt Cepicky (97-99)	.706
Nick Kays (97-00)	102	Nick Kays (97-00)	460	Brian Mahaffey (85-87)	.688
Brayden Drake (06-09)	101	Micah Holst (96-99)	447	Ryan Howard (99-01)	.662
Jake Burger (15-17)	100	Matt Cepicky (97-99)	444	Mark Menemeier (77-78)	.662
Chris Curry (95-98)	98	Chris Curry (95-98)	442	Larry Goessling (77-78)	.660
Matt Cepicky (97-99)	97	Jake Burger (15-17)	440	Lance Burkhardt (96-97)	.655
Jeremy Eierman (16-18)	95	Brayden Drake (06-09)	431	Bob Blakley (74-77)	.653
Brian Mahaffey (85-88)	95	Dan'te Brinkley (00-03)	419	Brad Kennedy (95-96)	.647

Walks		Strikeouts		Hit By Pitch	
Bill Mueller (90-93)	154	Nick Kays (97-00)	207	Ben Carlson (07-09)	41
Spencer Johnson (13-16)	133	Spencer Johnson (13-16)	179	Matt Gardner (99-02)	33
Eric Cheray (12-15)	129	Ryan Howard (99-01)	176	Micah Holst (96-99)	33
Dylan Becker (12-15)	124	Greg Mathis (00-03)	176	Aaron Conway (08-11)	31
Justin Paulsen (15-17)	118	Jeremy Eierman (16-18)	175	Jersey Isehower (01-02)	30
Travis McComack (09-13)	116	Dant'e Brinkley (00-03)	172	Tate Matheny (13-15)	29
Hunter Steinmetz (16-18)	115	Matt Gardner (99-02)	156	Brayden Drake (06-09)	28
J.J. Scerba (92-96)	104	Aaron Conway (08-11)	150	Matt Brown (17-18)	25
Nolan Keane (05-08)	102	Jeff Sauer (92-95)	145	Burger (15-17)/Kneeshaw (92-96)	24
Chris Curry (95-98)	98	Travis McComack (09-13)	142	J.J. Scerba (92-96)	24

Stolen Bases		Sacrifice Hits		Sacrifice Flies	
Dant'e Brinkley (00-03)	69	Joey Hawkins (12-15)	62	Brooks Colvin (01-04)	17
Aaron Conway (08-11)	69	Kevin Medrano (09-12)	28	Greg Mathis (00-03)	16
Bill Mueller (90-93)	65	Eric Cheray (12-15)	25	Justin Paulsen (15-17)	15
Mark Garrett (79-82)	54	Travis McComack (09-13)	20	Evan Pratte (88-91)	14
Micah Holst (96-99)	52	Brooks Colvin (01-04)	20	Luke Voit (10-13)	13
Mike Ruble (84-88)	52	Dan Kneeshaw (92-96)	19	Dant'e Brinkley (00-03)	13
Bobby Narron (77-80)	49	Bill Mueller (90-93)	18	Brent Bartlett (89-90)	13
Jeremy Eierman (16-18)	44	Evan Pratte (88-91)	18	Matt Gardner (99-02)	12
Jeff Sauer (92-94)	44	Aaron Conway (08-11)	17	John Knott (92)	12
Greg Mathis (00-03)	43	Mike Royle (77-80)	17		

**Statistical Minimums:** Batting Average, Slugging Average and On Base Percentage based on minimum of 150 at bats in career; Fielding Average based on minimum of 150 total chances; Earned Run Average based on a minimum of 75.0 IP; Winning Percentage based on a minimum of 10 victories.

### Pitching

Games		Games Started		Putouts	
Bryan Young (14-17)	88	Brad Ziegler (00-03)	49	Justin Paulsen (15-17)	1588
Scott Geitz (95-98)	87	Jordan Knutson (14-17)	46	Jason Hart (96-98)	1515
Zach Merciez (12-15)	84	John Hardin (96-00)	46	Luke Voit (10-13)	1453
Grant Gordon (10-13)	82	Dylan Coleman (16-18)	46	Ryan Howard (99-01)	1409
Sam Perez (13-16)	80	Aaron Meade (08-10)	41	Tim Rafferty (02-06)	1275
Jake Fromson (16-18)	79	Nick Petree (11-13)	41	Ron Snider (76-79)	1167
Pat Doyle (07-10)	73	Brett Sinkbeil (04-06)	40	J.J. Scerba (92-96)	1006
Chris Krawczyk (03-06)	70	Jon Harris (13-15)	39	Steve Hacker (93-95)	1001
Jordan Knutson (14-17)	68	Jeff Gray (01-04)	39	Tony Piazza (02-03)	979
Brad Ziegler (00-03)	66	Kirby Cannon (77-80)	39	Ben Margalski (00-01)	847

Complete Games		Innings Pitched		Assists	
Brad Ziegler (00-03)	18	Brad Ziegler (00-03)	365.0	Chris Curry (95-98)	656
Ken Watkins (67-70)	18	Nick Petree (11-13)	311.2	Evans Pratte (88-91)	580
Kirby Cannon (77-80)	16	Jordan Knutson (14-17)	281.0	Travis McComack (09-13)	576
Dale Bowling (85-89)	15	Jeff Gray (01-04)	279.2	Kevin Medrano (09-12)	568
Wade Palmer (73-76)	15	Tim Clubb (07-09)	278.0	Joey Hawkins (12-15)	521
Gary Wilson (64-67)	15	Dylan Coleman (16-18)	274.1	Bill Mueller (90-93)	517
Jim Gibbs (85-87)	14	John Hardin (96-00)	266.0	Brooks Colvin (01-04)	479
Mark Lopinot (70-71)	14	Jon Harris (13-15)	259.1	Eric Cheray (12-15)	473
Dick Jones (69-72)	14	Scott Geitz (95-98)	258.2	Matt Gardner (99-02)	472
Wisser (85-86)-Crain (89-91)	13	Matt Hall (13-15)	244.0	Jeremy Eierman (16-pr.)	469

Hits Allowed	Runs Allowed	Errors			
Brad Ziegler (00-03)	371	John Hardin (96-00)	207	Brooks Colvin (01-04)	73
Jeff Gray (01-04)	297	Brad Ziegler (00-03)	205	Matt Gardner (99-02)	67
Jordan Knutson (14-17)	289	Bryan Buschhorn (96-99)	184	Brayden Drake (06-09)	65
Scott Geitz (95-98)	281	Scott Geitz (95-98)	183	Chris Curry (95-98)	56
Tim Clubb (07-09)	277	Jeff Gray (01-04)	175	Mike Royle (77-80)	55
John Hardin (96-00)	276	Pat Doyle (07-10)	157	Bill Mueller (90-93)	54
Jarrod Mays (94-96)	266	Ben Walker (94-98)	154	Evann Pratte (88-91)	54
Bryan Buschhorn (96-99)	259	Mike Whitley (92-95)	154	Dan Firiti (99-00)	51
Nick Petree (11-13)	250	Jordan Knutson (14-17)	153	Billy Burton (80-83)	50
Pat Doyle (07-10)	243	Tim Clubb (07-09)	150	Thomas (78-81)-McComack (09-13)	50

Earned Runs Allowed		Earned Run Average		Total Chances	
John Hardin (96-00)	169	Dick Jones (69-72)	1.55	Justin Paulsen (15-17)	1703
Bryan Buschhorn (96-99)	154	Bryan Young (14-17)	1.69	Jason Hart (96-98)	1645
Scott Geitz (96-98)	148	Nick Petree (11-13)	1.76	Luke Voit (10-13)	1637
Brad Ziegler (00-03)	147	David Oatman (72-74)	1.91	Ryan Howard (99-01)	1546
Dylan Coleman (16-18)	136	Mike Hill (75-76)	2.49	Tim Rafferty (02-06)	1367
Jordan Knutson (14-17)	136	John Rheinecker (00-01)	2.50	Ron Snider (76-79)	1253
Jeff Gray (01-04)	133	Ken Watkins (67-70)	2.51	Chris Curry (95-98)	1187
Mike Whitley (92-95)	128	Tyler Burgess (12-14)	2.65	J.J. Scerba (92-96)	1155
Dustin Tignor (96-00)	122	Matt Hall (13-15)	2.66	Tony Piazza (02-03)	1100
Jarrod Mays (94-96)	121	Doug Still (17)	2.88	Steve Hacker (93-95)	1074

Walks		Strikeouts		Double Plays	
Mike Whitley (92-95)	206	Brad Ziegler (00-03)	330	Ryan Howard (99-01)	151
John Hardin (96-00)	191	Dylan Coleman (16-18)	317	Jason Hart (96-98)	147
Dylan Coleman (16-18)	158	Nick Petree (11-13)	306	Chris Curry (95-98)	141
Dave Dickensheet (79-82)	139	Matt Hall (13-15)	275	Justin Paulsen (15-17)	121
Steve Anderson (78-81)	128	Brett Sinkbeil (04-06)	256	Evan Pratte (88-91)	122
Scott Geitz (95-98)	125	Jordan Knutson (14-17)	247	Kevin Medrano (09-12)	113
Bryan Buschhorn (96-99)	121	Jarrod Mays (94-96)	247	Travis McComack (09-13)	111
Darren Garrison (86-89)	119	Ross Detwiler (05-07)	244	Matt Gardner (99-02)	107
Kirby Cannon (77-80)	115	Jon Harris (13-15)	243	Tim Rafferty (02-06)	105
Dirk Lindauer (90-91)	113	Pierce Johnson (10-12)	227	Ron Snider (76-79)	95

Victories		Losses		Fielding Average	
Brad Ziegler (00-03)	32	Pat Doyle (07-10)	16	Steve Seal (69-70)	.992
Nick Petree (11-13)	27	Dustin Tignor (96-00)	16	<b>Ben Whetstone (17-pr.)</b>	<b>.992</b>
Kirby Cannon (77-80)	25	Gary Wilson (64-67)	16	Tate Matheny (13-15)	.991
Dylan Coleman (16-18)	24	Grant Gordon (10-13)	14	Kyle Paul (07-08)	.991
Gray (01-04)-Dickensheet (79-82)	23	Brett Sinkbeil (04-06)	14	Doug Bagby (72-73)	.991
Knutson (14-17)-Clubb (07-09)	21	Brad Ziegler (00-03)	14	Piazza (02-03)-Reinsch (82-83)	.990
Geitz (95-98)-Watkins (67-70)	21	John Hardin (96-00)	14	Landan Ruff (15-18)	.989
Sam Perez (13-16)	20	Pierce Johnson (10-12)	13	Hacker (93-95)-Goessling (77-78)	.989
Garrison (86-89)-Mays (94-96)	20	Jeff Gray (01-04)	13	Fultz (14-16)-Castro (15-16)	.988
Palmer (73-76)-Anderson (78-81)	20	Whitley (92-95)-Mays (94-96)	13	Ron Snider (76-79)	.988

Winning Percentage		Shutouts		Saves	
Sam Perez (13-16)	.909	Ken Watkins (67-70)	5	Bryan Young (14-17)	35
Greg Reed (87-88)	.909	Brett Sinkbeil (04-06)	3	Shaun Marcum (02-03)	18
Darren Garrison (86-88)	.870	Brad Ziegler (00-03)	3	Matt Frevert (06-08)	15
Mike Hill (75-76)	.846	Paul Marsala (03-04)	3	Tyler Burgess (12-14)	14
Ken Watkins (67-70)	.840	Craig Sands (90-91)	3	Bob Zimmermann (01-03)	13
Paul Crain (89-90)	.813	John Rheinecker (00-01)	3	Grant Gordon (10-13)	12
Nick Petree (11-13)	.794	Greg Reed (87-88)	3	Dan Kichham (11)	11
Cody Schumacher (12-14)	.789	Dave Dickensheet (79-82)	3	Chris Krawczyk (03-06)	9
Kirby Cannon (77-80)	.781	Dunn (77-79)-Palmer (73-76)	3	Matt Gilmer (94-97)	9
Scott Geitz (95-98)	.778	Hill (75-76)-Lopinot (70-71)	3	Tony Floyd (87-88)	1
Anderson (78-81)-Prince (82-85)	.769	Jones (69-72)-Wilson (64-67)	3		

### Fielding

Putouts	
Justin Paulsen (15-17)	1588
Jason Hart (96-98)	1515
Luke Voit (10-13)	1453
Ryan Howard (99-01)	1409
Tim Rafferty (02-06)	1275
Ron Snider (76-79)	1167
J.J. Scerba (92-96)	1006
Steve Hacker (93-95)	1001
Tony Piazza (02-03)	979
Ben Margalski (00-01)	847

Assists	
Chris Curry (95-98)	656
Evan Pratte (88-91)	580
Travis McComack (09-13)	576
Kevin Medrano (09-12)	568
Joey Hawkins (12-15)	521
Bill Mueller (90-93)	517
Brooks Colvin (01-04)	479
Eric Cheray (12-15)	473
Matt Gardner (99-02)	472
Jeremy Eierman (16-pr.)	469

Errors	
Brooks Colvin (01-04)	73
Matt Gardner (99-02)	67
Brayden Drake (06-09)	65
Chris Curry (95-98)	56
Mike Royle (77-80)	55
Bill Mueller (90-93)	54
Evan Pratte (88-91)	54
Dan Firlit (99-00)	51
Billy Bunton (80-83)	51
Thomas (78-81)-McComack (09-13)	50

Total Chances	
Justin Paulsen (15-17)	1703
Jason Hart (96-98)	1645
Luke Voit (10-13)	1637
Ryan Howard (99-01)	1546
Tim Rafferty (02-06)	1367
Ron Snider (76-79)	1253
Chris Curry (95-98)	1187
J.J. Scerba (92-96)	1155
Tony Piazza (02-03)	1100
Steve Hacker (93-95)	1074

Double Plays	
Ryan Howard (99-01)	151
Jason Hart (96-98)	147
Chris Curry (95-98)	141
Justin Paulsen (15-17)	122
Evan Pratte (88-91)	121
Kevin Medrano (09-12)	113
Travis McComack (09-13)	111
Matt Gardner (99-02)	107
Tim Rafferty (02-06)	105
Ron Snider (76-79)	95

Fielding Average	
Steve Seal (69-70)	.992
<b>Ben Whetstone (17-pr.)</b>	<b>.992</b>
Tate Matheny (13-15)	.991
Kyle Paul (07-08)	.991
Doug Bagby (72-73)	.991
Piazza (02-03)-Reinsch (82-83)	.990
Landan Ruff (15-18)	.990
Hacker (93-95)-Goessling (77-78)	.989
Fultz (14-16)-Castro (15-16)	.988
Ron Snider (76-79)	.988

Saves	
Bryan Young (14-17)	35
Shaun Marcum (02-03)	18
Matt Frevert (06-08)	15
Tyler Burgess (12-14)	14
Bob Zimmermann (01-03)	13
Grant Gordon (10-13)	12
Dan Kickham (11)	11
Chris Krawczyk (03-06)	11
Matt Gilmer (94-97)	11
Tony Floyd (87-88)	9
Dave Dickensheet (79-82)	9



# MISSOURI STATE BASEBALL

Games 4-6 | MISSOURI STATE BEARS at TONY GWYNN LEGACY | Feb. 22-24, 2019 | San Diego, Calif. | KBFL 1060 AM/96.9 FM (Corey Riggs)

## THE LAST TIME...

### A Missouri State Hitter Had...

8 at-bats in a game	Adam Pummill vs. UNC Greensboro, 2/25/06
3 at-bats in an inning	Ryan Howard, Nick Kays (both 3-for-3) vs. Evangel, 4/21/99
4 hits in a game	Ryan Skalnik vs. Illinois State, 4/21/18
5+ hits in a game	(5) Jeremy Eierman at Arkansas, 5/17/16
5+ runs in a game	(5) Jake Burger vs. Western Illinois, 3/16/16
4 runs in a game	Hunter Steinmetz at Bradley, 4/28/18
3+ doubles in a game	(3) Justin Paulsen at Evansville, 4/29/17
2+ triples in a game	(2) Eric Cheray vs. Northern Illinois, 2/21/14
A grand slam	Jeremy Eierman vs. CSUN, 3/25/18
A pinch hit home run	Sam Faith vs. Seton Hall, 3/17/18
An inside the park home run	Hunter Steinmetz vs. Western Illinois, 3/16/16
A pinch hit grand slam	Matt Dezort vs. Saint Louis, 4/1/14
Hit for the cycle	Matt Cepicky at Indiana State, 3/29/98
A hit from each side of the plate	Drew Millas at Valparaiso, 5/5/18
A 10-15-game hit streak	(13) Ben Whetstone, 5/11/18 to 6/3/18
A 16-19-game hit streak	(19) Hunter Steinmetz, 3/5/16 to 4/2/16
A 20-24-game hit streak	(20) Aaron Meyer, 3/5/16 to 4/5/16
A 25-29-game hit streak	(29) Kevin Medrano, 3/23/10 to 5/14/10
A 30-game hit streak	(30) Brayden Drake, 4/27/08 to 3/29/09
10+ RBIs in a game	(11) John Knott vs. UNI, 5/2/92
9 RBIs in a game	Spencer Johnson vs. Kansas, 4/6/16
8 RBIs in a game	Brian Fuess vs. Bradley, 3/27/99
7 RBIs in a game	Jeremy Eierman vs. CSUN, 3/25/18
6 RBIs in a game	Blake Graham vs. Wichita State, 4/23/17
5 RBIs in a game	Jake Burger vs. Southern Illinois, 5/25/17
10+ total bases	(10) Jeremy Eierman at Saint Louis, 4/17/17
Reached safely 6 times	Joey Hawkins vs. Indiana State, 3/31/13
Hits in 5+ straight at-bats	(5) John Privitera vs. Kansas, 4/16/19
5 walks in a game	Lance Burkhart vs. Nevada, 2/14/97
4 walks in a game	Matt Brown vs. Southern Illinois, 5/12/18
4 strikeouts in a game	Justin Paulsen at Illinois State, 4/24/15
5 strikeouts in a game	Tyler Ryun at UT Arlington, 2/26/10
Stole home	John Privitera vs. Evansville, 4/8/18
3 stolen bases	Hunter Steinmetz vs. Western Illinois, 3/16/16
2 home runs in a game	Matt Brown vs. Indiana State, 5/25/18
3 home runs in a game	Spencer Johnson vs. Kansas, 4/6/16
Home runs in consecutive at-bats	Matt Brown vs. Indiana State, 5/25/18
Homered in 3 straight games	Jeremy Eierman, 3/3/17 to 3/5/17
Homered in 5 straight games	Brayden Drake, 5/5/09 to 5/14/09
2 hits in an inning	Ben Whetstone vs. Southern Illinois (4th), 5/12/18
Hit by 3 pitches in a game	Brayden Drake vs. Middle Tennessee, 5/11/08
Hit by 2 pitches in a game	Matt Brown at Kansas, 3/27/18
Led off the game with a home run	Hunter Steinmetz at TCU, 6/11/17
A walk-off home run	Jeremy Eierman vs. Oklahoma State, 6/2/17
A walk-off grand slam	Dylan Becker vs. Bradley, 4/20/13
A grand slam by a freshman	Jeremy Eierman vs. Central Michigan, 4/1/16
Consecutive multi-HR games	Ryan Howard, 2/23/00 and 2/27/00

### A Missouri State Pitcher Had...

Pitched over 9 innings	(9.1) Clay Murphy vs. DBU, 5/20/14
A complete game (9)	Doug Still at New Mexico, 4/15/17
A complete game (7)	Dylan Coleman vs. Evansville, 5/23/18
A complete game as a freshman	Ty Buckner at Bradley, 4/29/18
Consecutive complete games (9)	Pierce Johnson, 3/15/12 and 3/23/12
3 straight complete games	Paul Marsala (4), 3/27/04 to 4/17/04
Pitched 5.0-6.2 innings of relief	(5.0) Connor Sechler at DBU, 5/27/18
Pitched 7.0-8.2 innings of relief	(7.1) Sam Perez at Indiana State, 5/27/16
Pitched 9+ innings of relief	(10.0) J.C. Casey at Creighton, 5/27/11
A shutout (9)	Doug Still at New Mexico, 4/15/17
A shutout (7)	Dylan Coleman vs. Evansville, 5/23/18
A combined shutout (9)	Ty Buckner (5.2) and Jake Fromson (3.1) vs. CSUN, 3/24/18
A shutout as a freshman	Tim Clubb at Arkansas State, 3/20/07
3+ hit batsmen in a game	(3) Logan Wiley vs. Nevada, 2/15/19
2+ pickoffs in a game	(2) Tyler McAlister vs. Texas Southern, 2/18/18
10+ strikeouts in a game	(11) Dylan Coleman vs. Illinois State, 4/20/18
15+ strikeouts in a game	(15) Matt Hall vs. Wichita State, 5/2/15
6+ walks in a game	(8) Dylan Coleman vs. Illinois State, 4/20/18
A 15-19 inning scoreless streak	(16.1) Jake Fromson, 2/17/17 to 3/10/17
A 20+ inning scoreless streak	(22.2) Sam Perez, 5/17/16 to 5/28/16
Retired 15+ consecutive batters	(15) Austin Knight vs. Missouri, 4/25/17
Retired 20+ consecutive batters	(20) Matt Hall vs. Wichita State, 5/5/13
A two-hitter	Jordan Knutson (8.0) and Jake Fromson (1.0) vs. DBU, 4/7/17
A one-hitter	Ty Buckner at Bradley, 4/29/18

A combined one-hitter	Dylan Coleman (7.0), Jake Fromson (1.0) and Bryan Young (1.0) vs. Indiana State, 5/13/17
A no-hitter	Mike Whitley (7) vs. Southeast Missouri, 5/4/94
A combined no-hitter	Scott Buchheit, Darrell Maus, Matt Brewer, Terry Menown vs. Lincoln, 3/14/89

### Missouri State...

Scored 30+ runs	(30) vs. Evangel, 4/21/99
Scored 25-29 runs	(25) vs. Southwest Baptist, 4/4/00
Scored 20-24 runs	(21) at Indiana State, 5/4/08
Scored 15-19 runs	(16) vs. Missouri, 4/12/16
Scored 10+ runs in an inning	(10) 5th vs. Bradley, 4/1/17
Scored 9 runs in an inning	4th at Arkansas State, 4/15/09
Scored 8 runs in an inning	7th vs. Southern Illinois, 5/25/17
Scored 7 runs in an inning	4th at Evansville, 4/28/17
Had 30+ hits	(32) vs. Evangel, 4/21/99
Had 25-29 hits	(26) vs. Indiana State, 5/14/98
Had 20-24 hits	(22) vs. Bradley, 5/24/12
Had 6+ doubles	(6) at Evansville, 4/10/10
Had 4+ triples	(4) vs. Illinois State, 5/20/16
Stole 6+ bases	(6) vs. Indiana State, 5/12/17
Stole 4 bases in an inning	4th vs. Evansville, 4/8/18
Was hit by 6+ pitches	(7) vs. DBU, 2/25/11
Drew three consecutive HBP	vs. DBU, 2/25/11
Had 4+ sacrifice bunts	(5) at Southern Illinois, 5/10/15
Did not strike out	at Kansas State, 3/14/15
Hit into a triple play	vs. Indiana State, 5/15/09
Hit 7+ home runs	(7) vs. Middle Tennessee, 3/15/02
Hit 6 home runs	vs. Oral Roberts, 4/4/10
Hit 5 home runs	vs. UNI, 3/26/00
Hit 4 home runs	at DBU, 5/17/18
Hit 2 grand slams in a game	vs. Arkansas State, 3/22/16
Walked 10+ times	(10) at Valparaiso, 5/4/18
Was shut out	at Texas State (10-0), 2/17/19
Was shut out at home	vs. Illinois State (1-0), 5/24/17
Was shut out in consecutive games	vs. Oklahoma State, 3/18/14; at Wichita State, 3/21/14
Shut out back-to-back opponents	at Arkansas State, 3/1/17; vs. Central Arkansas, 3/3/17
Struck out 10+ batters	(10) vs. Utah, 2/16/19
Struck out 10+ times	(10) vs. Nevada, 2/15/19
Was held to two or fewer hits	(2) at Texas State, 2/17/19
Hit back-to-back home runs	Matt Brown, Brooks Zimmerman at DBU, 5/17/18
Hit three straight home runs	Dan Firlit, Ryan Howard, Mike Collier vs. Arkansas Tech, 2/23/00
Turned 4+ double plays	(4) at Texas Tech, 2/19/12
Committed 6+ errors	(6) at Sam Houston State, 2/28/09
Swept a doubleheader	vs. Illinois State, 4/21/18
Lost both games of a doubleheader	vs. Oregon State, 4/13/18

### A Missouri State Opponent...

Scored 25+ runs	(25) Rice, 5/25/97
Scored 20-24 runs	(20) Georgia Tech, 2/20/10
Scored 15-19 runs	(16) Nevada, 2/15/19
Threw a complete-game one-hitter	Chris Razo, Illinois State, 4/5/13
Threw a complete-game no-hitter	Vince Serafini, Evansville, 5/13/00
Hit 3 home runs	Dylan Brown, Oklahoma State, 3/11/08
Hit 2 home runs	Trevor Larnach, Oregon State, 4/13/18
Hit back-to-back home runs	Trooper Reynolds and Chane Lynch, DBU, 4/2/15
Hit a leadoff home run	Matt Hoeg, Iowa, 3/14/18
Hit a walk-off home run	Steffan Guest, UT Arlington, 2/27/10
Hit a grand slam	Michael Gretler, Oregon State, 4/13/18
Had 4 hits in a game	Jared Kengott, Southern Illinois, 5/13/18
Had 5+ hits in a game	(5) Jared Mang, New Mexico, 4/13/17
Had 5 RBIs	Collin Braithwaite, Illinois State, 5/19/17
Had 6+ RBIs	(6) Zach Lavy, Missouri, 4/26/16
Had 4+ stolen bases in a game	(4) Michael Faulkner, Arkansas State, 4/13/18
Scored 10+ runs in an inning	Middle Tennessee (10 in 8th), 2/20/09
Scored 9 runs in an inning	Georgia Tech (4th), 2/20/10
Scored 8 runs in an inning	Northern Illinois (9th), 2/21/14
Scored 7 runs in an inning	Oregon State (2nd), 4/13/18
Had 25-29 hits	(25) Rice, 5/25/97
Had 20-24 hits	(23) Nebraska, 2/20/11
Threw a complete game	(9.0) Alex Hurshey, Tennessee Tech, 6/3/18
Struck out 10+ batters	(10) Mitch Janssen, Bradley, 4/28/18

# MISSOURI STATE BASEBALL

Games 4-6 | MISSOURI STATE BEARS at TONY GWYNN LEGACY | Feb. 22-24, 2019 | San Diego, Calif. | KBFL 1060 AM/96.9 FM (Corey Riggs)



## KEITH GUTTIN

### Head Coach

37th Season  
Alma mater: UMSL (1978)

One of the most successful baseball coaches in Missouri Valley Conference history, **Keith Guttin** began his MSU head coaching career in 1983, and has spent the past 36 seasons building the Bears into one of the top programs in the country. Under Guttin, the Bears have won 61 percent of their games, averaging 35 victories a year and racking up 12 different 40-win seasons.

Guttin, who entered the 2019 season fifth among active Division I head coaches in career victories, has been a part of the MSU baseball program as a player, assistant coach and head coach for 41 of the program's 55 years. He took the helm of Bears baseball at the start of the 1983 season, coinciding with the move of Missouri State athletics to Division I status. He inherited the reins of the program from its only previous head baseball coach, former Missouri State Director of Athletics Bill Rowe. Guttin ultimately helped stretch MSU's string of consecutive winning seasons to 32 in a row, easily the longest of any Missouri State athletics team. His 1,260 career wins are the most recorded by any head coach in the 111-year history of Missouri State athletics, and the Bears have finished in the top half of the conference race in all but four of his 36 seasons.

During Guttin's tenure, 125 Bears have signed professional contracts, including six first-round draft picks and 18 players who have advanced to the Major Leagues. Additionally, MSU has won 20 combined conference regular-season and tournament championships and made 11 NCAA Division I Tournament appearances, including 10 in the last 23 years.

In 2003, Guttin led the Bears to the NCAA Division I College World Series for the first time in school history, marking the only trip to Omaha by a Division I team from the state of Missouri since 1965. He has been a conference coach of the year 11 times and was selected as the American Baseball Coaches Association Division I Midwest Region Coach of the Year in both 1997 and 2003.

Guttin's pupils have produced results off the diamond as well. Missouri State baseball players have been recognized on the Valley's all-academic team 65 times since the inception of the honor in 1992. Additionally, seven Bears have garnered academic All-America honors on 12 different occasions under Guttin, including three-time selection Brian Mahaffey.

Missouri State is coming off both its third NCAA Regional appearance and MVC regular-season title in the last four seasons. In 2017, the Bears won their first 18 Valley games en route to the title, then captured their third overall NCAA Regional crown by knocking off Arkansas in the deciding game of the Fayetteville Regional. MSU saw its storybook season come to an end at the Fort Worth Super Regional, as TCU secured a fourth straight trip to Omaha with a two-game sweep of Guttin's Bears. Consensus All-America picks Jake Burger and Jeremy Eierman led a potent Bears lineup that paved the way to a 43-20 campaign, while Valley pitcher of the year Jake Fromson led a star-studded pitching staff and garnered All-America recognition of his own.

The 2015 season will go down as one of the more

memorable campaigns for Guttin, who was inducted into both the Missouri Sports Hall of Fame and Springfield Area Sports Hall of Fame during the year. He also surpassed the 1,100 career victory mark early in MSU's record-setting season en route to earning his fifth MVC Coach of the Year nod. Under Guttin's guidance, the 2015 Bears set a program record with 49 victories and were ranked as high as No. 6 (*Baseball America*) in the nation while capturing the Valley's regular-season and postseason tournament titles. MSU went on to earn its ninth NCAA Division I postseason berth, sweeping the Springfield Regional at Hammons Field to advance to its second Super Regional appearance, where the Bears came up just one win shy of punching their ticket to the College World Series.

In 2001, Guttin led the Bears to their first-ever MVC regular-season championship and, in the process, dethroned perennial league powerhouse Wichita State. The Shockers had previously won outright or shared the Valley regular season crown in the previous 14 years, but the Bears posted a 22-10 record in 2001 and beat WSU by one game in the final league standings.

While the accomplishments of Guttin's teams on the field speak volumes about the success of his program, another dream came true in April 2004 when the Bears opened a sparkling 8,000-seat stadium just four blocks north of the Missouri State campus. The Bears finished the year ninth among NCAA Division I teams in attendance, playing only a portion of their home schedule at Hammons Field.

It was merely a coincidence that the crown jewel of the Missouri State baseball program came one year after the Bears exploded onto the national college baseball radar in the College World Series. But both events show the growth of college baseball in the Ozarks and the amount of community and administrative support the program had received in the last several years. With the continued support of the MSU community, Guttin has led the Bears' efforts in numerous charitable endeavors, including the program's annual Price Cutter Celebrity Golf Classic, proceeds from which have been committed to Champion Athletes of the Ozarks in each of the last 20 years. MSU's popular First Pitch and Reunion Night has also been a positive force for both the Bears and a variety of local charitable organizations. The preseason kickoff event has benefitted entities such as the Miracle League Ball Field, Care to Learn, Boys and Girls Clubs and the Wounded Warrior Project.

The Bears have finished lower than third in the league standings just nine times since Guttin took over. Guttin directed Missouri State to six straight league titles in Mid-Continent play from 1984 through 1989. He has given MSU its first four Valley postseason tournament championships in 1996, 1997, 2015 and 2018. He was voted the MVC Coach of the Year in 1993, 2001, 2003, 2008, 2015, 2017 and 2018 and was selected the American Baseball Coaches Association Division I Midwest Region Coach of the Year in 1997 and 2003.

Guttin had two notable seasons as the Missouri State second baseman, coming from Mineral Area College. He earned MIAA all-conference honorable mention in 1977 as the Bears made their first NCAA Division II tournament appearance in seven years.

A University City native, Guttin finished his undergraduate degree at the University of Missouri-St. Louis in 1978, and earned his master's degree in 1984 at Truman State. He and his wife, Marianne, have three daughters; Lauren, Lindsey and Samantha.

## GUTTIN'S COACHING RECORD

Year	Team	W-L	Pct.	Conf.	Pct.
1983	Missouri State	32-11	.744	---	---
1984	Missouri State	35-22	.614	---	---
1985	Missouri State	24-16	.600	5-3	.625
1986	Missouri State	47-14	.770	11-1	.917
1987	Missouri State	38-14	.731	7-3	.700
1988	Missouri State	41-17	.707	12-0	1.000
1989	Missouri State	41-10	.804	8-2	.800
1990	Missouri State	42-15	.737	11-0	1.000
1991	Missouri State	40-22	.645	14-10	.583
1992	Missouri State	31-23	.574	10-11	.476
1993	Missouri State	32-23	.582	14-6	.700
1994	Missouri State	31-23	.574	13-7	.650
1995	Missouri State	37-21	.638	18-13	.581
1996	Missouri State	32-25	.561	18-11	.621
1997	Missouri State	35-25	.583	16-10	.625
1998	Missouri State	32-21	.604	19-13	.594
1999	Missouri State	38-19	.667	18-11	.621
2000	Missouri State	24-33	.421	15-17	.468
2001	Missouri State	36-22	.621	22-10	.688
2002	Missouri State	43-21	.672	19-13	.594
2003	Missouri State	40-26	.606	19-11	.633
2004	Missouri State	31-28	.525	19-12	.613
2005	Missouri State	26-29	.473	10-14	.417
2006	Missouri State	33-22	.600	15-8	.652
2007	Missouri State	23-34	.404	7-17	.292
2008	Missouri State	40-17	.702	18-6	.750
2009	Missouri State	34-20	.630	17-5	.773
2010	Missouri State	21-34	.382	6-15	.286
2011	Missouri State	33-23	.589	11-9	.550
2012	Missouri State	40-22	.645	13-7	.650
2013	Missouri State	31-23	.574	12-9	.571
2014	Missouri State	26-31	.456	9-12	.429
2015	Missouri State	49-12	.803	18-3	.857
2016	Missouri State	38-21	.644	7-13	.650
2017	Missouri State	43-20	.683	18-1	.947
2018	Missouri State	40-17	.702	18-3	.857
2019	Missouri State	1-2	.333	0-0	.000
<b>Totals</b>		<b>1,260-778</b>	<b>.618</b>	<b>467-372</b>	<b>.557</b>

## GUTTIN'S MILESTONE VICTORIES

Win	Date	Result (Site)
1	3/5/83	MSU 8, Indiana State 2 (Meador Park)
100	3/11/86	MSU 7, Jacksonville 5 (Jacksonville, Fla.)
200	4/16/88	MSU 4, Eastern Illinois 2 (Charleston, Ill.)
300	5/13/90	MSU 9, Eastern Illinois 2 (Chicago, Ill.)
*395	5/1/93	MSU 9, UNI 2 (Meador Park)
400	5/9/93	MSU 7, Wichita State 6 (Meador Park)
500	5/17/96	MSU 8, Wichita State 7 (Wichita, Kan.)
600	4/24/99	MSU 13, UNI 7 (Meador Park)
700	5/4/02	MSU 5, Wichita State 1 (Wichita, Kan.)
800	5/11/05	MSU 15, Kansas 6 (Hammons Field)
900	5/11/08	MSU 7, Middle Tennessee 6 (Hammons Field)
1,000	3/3/12	MSU 3, Northwestern State 2 (Natchitoches, La.)
1,100	3/17/15	MSU 10, Little Rock 3 (Hammons Field)
1,200	4/18/17	MSU 5, Missouri 3 (Columbia, Mo.)
1,250	5/11/18	MSU 5, Southern Illinois 3 (Hammons Field)

\*Surpassed Bill Rowe for the all-time MSU record for coaching victories

## GUTTIN'S CAREER HIGHLIGHTS

Ten regular-season conference titles  
(1986, 1988, 1989, 1990, 2001, 2003, 2009, 2015, 2017, 2018)

Ten conference tournament championships  
(1984, 1985, 1986, 1987, 1988, 1989, 1996, 1997, 2015, 2018)

Eleven NCAA Regional berths  
(1987, 1995, 1996, 1997, 1999, 2002, 2003, 2012, 2015, 2017, 2018)

Three NCAA Super Regional berths  
(2003, 2015, 2017)

2003 College World Series berth

Mentored 29 All-Americans as head coach

Coached 120 professional signees, including 18 Major Leaguers  
-Ryan Howard - 2005 NL Rookie of the Year and 2006 NL MVP  
-Bill Mueller - 2003 AL Batting Champion

Coached 92 first-team all-conference selections, eight league players of the year and seven league pitchers of the year

Six-time Mid-Continent Conference Coach of the Year  
(1984-89)

Seven-time Missouri Valley Conference Coach of the Year  
(1993, 2001, 2003, 2008, 2015, 2017, 2018)



# MISSOURI STATE BASEBALL

Games 4-6 | MISSOURI STATE BEARS at TONY GWYNN LEGACY | Feb. 22-24, 2019 | San Diego, Calif. | KBFL 1060 AM/96.9 FM (Corey Riggs)

## ALPHABETICAL ROSTER

No.	Player	Yr.	Pos.	B-T	Ht.	Wt.	Hometown (Previous School)
31	Forrest Barnes	Fr.	RHP	R-R	6-0	190	Ozark, Mo. (Ozark HS)
41	Michael Briggs	Jr.	C	R-R	6-2	225	Lee's Summit, Mo. (Archbishop O'Hara HS)
36	Ty Buckner	So.	RHP	R-R	6-1	190	St. Louis, Mo. (Ladue Horton Watkins HS)
29	Peyton Carson	Fr.	LHP	L-L	6-4	195	Topeka, Kan. (Shawnee Heights HS)
7	Collin Clayton	Jr.	OF/IF	R-R	6-1	175	Edwardsville, Ill. (Edwardsville HS/John A. Logan College)
43	Ben Cruikshank	Fr.	LHP	L-L	6-4	165	Belleville, Ill. (Belleville East HS)
23	Jack Duffy	Jr.	OF	L-R	5-10	190	Kansas City, Mo. (Staley HS)
26	Sam Faith	So.	IF	B-R	6-3	205	St. Charles, Ill. (St. Charles North HS)
17	Jordan Fitzpatrick	So.	OF/IF	L-R	6-0	190	Rogersville, Mo. (Logan-Rogersville HS)
4	Logan Geha	Jr.	C	R-R	5-11	190	Lee's Summit, Mo. (Lee's Summit West HS)
40	Zach Gibbs	So.	RHP	R-R	6-1	190	Wentzville, Mo. (Holt HS)
12	Anthony Herron, Jr.	Fr.	IF/OF	R-R	6-2	240	Chicago, Ill. (Mount Carmel HS)
8	Mason Hull	Fr.	IF	R-R	6-0	190	Effingham, Ill. (Effingham HS)
11	Hayden Juenger	Fr.	RHP	R-R	6-0	175	O'Fallon, Ill. (O'Fallon Township HS)
16	Dakota Kotowski	Fr.	OF/1B	R-R	6-5	225	Channahon, Ill. (Providence Catholic HS)
21	Jake Lochner	Sr.	LHP	L-L	6-0	200	Sullivan, Mo. (Sullivan HS)
19	Tyler McAlister	Jr.	RHP	R-R	6-5	195	Waterloo, Ill. (Waterloo HS)
24	Drew Millas	Jr.	C	B-R	6-2	205	Swansea, Ill. (Belleville East HS)
50	Alex Moore	So.	RHP	R-R	6-8	240	Mountain Grove, Mo. (Mountain Grove HS)
25	Joey Polak	So.	IF	R-R	6-3	220	Quincy, Ill. (Quincy Notre Dame HS/Jefferson College)
32	John Privitera	Jr.	IF	L-R	5-8	170	Lee's Summit, Mo. (Lee's Summit West HS)
34	Javier Ramos	Fr.	RHP/IF	R-R	6-6	205	Vian, Okla. (Vian HS)
33	Matt Russell	So.	RHP	R-R	6-2	210	Kansas City, Mo. (Staley HS)
10	Nick Schmidt	Fr.	RHP	R-R	6-4	205	Wentzville, Mo. (Holt HS)
13	Davis Schwab	Sr.	LHP	L-L	6-4	230	Overland Park, Kan. (Blue Valley West HS/Johnson County CC)
14	Connor Sechler	So.	RHP	R-R	6-3	195	Bolivar, Mo. (Bolivar HS)
18	Logan Thomazin	Fr.	RHP	R-R	6-2	200	Walnut Grove, Mo. (Walnut Grove HS)
45	Ben Whetstone	Jr.	IF	L-R	6-6	245	Overland Park, Kan. (Rockhurst HS)
35	Logan Wiley	Jr.	RHP	R-R	6-0	190	Springfield, Mo. (Kickapoo HS/Kansas State University)
27	Nate Witherspoon	Jr.	LHP	L-L	6-4	210	Eureka, Mo. (Eureka HS)
5	Tommy Woods	Fr.	OF/IF	R-R	6-4	235	Florissant, Mo. (McCluer North HS)
1	Brooks Zimmerman	Sr.	OF	R-R	6-2	210	Stillwater, Okla. (Stillwater HS/Cowley Co. CC)

**Head Coach:** (2) Keith Guttin

**Assistant Coaches:** (28) Paul Evans, (3) Matt Lawson

**Volunteer Assistant Coach:** (44) Corey Hassel

**Director of Player Development:** Joe Lincoln

**Graduate Managers:** Matt Fultz, Aaron Meyer, Nick Petree

**Student Manager:** Brady Theisen

**Athletic Trainer:** Jim Penkalski

## ROSTER BREAKDOWN

**Seniors (3):** Jake Lochner, Davis Schwab, Brooks Zimmerman.

**Juniors (10):** Michael Briggs, Collin Clayton, Jack Duffy, Logan Geha, Tyler McAlister, Drew Millas, John Privitera, Ben Whetstone, Logan Wiley, Nate Witherspoon.

**Sophomores (8):** Ty Buckner, Sam Faith, Jordan Fitzpatrick, Zach Gibbs, Alex Moore, Joey Polak, Matt Russell, Connor Sechler.

**Freshmen (11):** Forrest Barnes, Peyton Carson, Ben Cruikshank, Anthony Herron, Jr., Mason Hull, Hayden Juenger, Dakota Kotowski, Javier Ramos, Nick Schmidt, Logan Thomazin, Tommy Woods.

**Infielders (8):** Sam Faith, Jordan Fitzpatrick, Anthony Herron, Jr., Mason Hull, Joey Polak, John Privitera, Javier Ramos, Ben Whetstone.

**Outfielders (5):** Collin Clayton, Jack Duffy, Dakota Kotowski, Tommy Woods, Brooks Zimmerman.

**Catchers (3):** Michael Briggs, Logan Geha, Drew Millas.

**Pitchers (17):** Forrest Barnes, Ty Buckner, Peyton Carson, Ben Cruikshank, Zach Gibbs, Hayden Juenger, Jake Lochner, Tyler McAlister, Alex Moore, Javier Ramos, Matt Russell, Nick Schmidt, Davis Schwab, Connor Sechler, Logan Thomazin, Logan Wiley, Nate Witherspoon.

## NUMERICAL ROSTER

No.	Player	Pos.
1.....	Brooks Zimmerman	OF
4.....	Logan Geha	C
5.....	Tommy Woods	OF/IF
7.....	Collin Clayton	OF/IF
8.....	Mason Hull	IF
10.....	Nick Schmidt	RHP
11.....	Hayden Juenger	RHP
12.....	Anthony Herron, Jr.	IF/OF
13.....	Davis Schwab	LHP
14.....	Connor Sechler	RHP
16.....	Dakota Kotowski	OF/1B
17.....	Jordan Fitzpatrick	OF/IF
18.....	Logan Thomazin	RHP
19.....	Tyler McAlister	RHP
21.....	Jake Lochner	LHP
23.....	Jack Duffy	OF
24.....	Drew Millas	C
25.....	Joey Polak	IF
26.....	Sam Faith	IF
27.....	Nate Witherspoon	LHP
29.....	Peyton Carson	LHP
31.....	Forrest Barnes	RHP
32.....	John Privitera	IF
33.....	Matt Russell	RHP
34.....	Javier Ramos	RHP/IF
35.....	Logan Wiley	RHP
36.....	Ty Buckner	RHP
40.....	Zach Gibbs	RHP
41.....	Michael Briggs	C
43.....	Ben Cruikshank	LHP
45.....	Ben Whetstone	IF
50.....	Alex Moore	RHP

**Head Coach**

2.....Keith Guttin

**Assistant Coaches**

3.....Matt Lawson

28.....Paul Evans

**Volunteer Assistant Coach**

44.....Corey Hassel

**Director of Player Development**

Joe Lincoln

**Graduate Assistants**

Matt Fultz

Aaron Meyer

Nick Petree

**Student Manager**

Brady Theisen

**Athletic Trainer**

Jim Penkalski

## PRONUNCIATION GUIDE


Ben Cruikshank . . . . . CROOK • shank  
 Logan Geha . . . . . GEE • uh  
 Keith Guttin . . . . . rhymes with 'button'  
 Anthony Herron, Jr. . . . . HAIR • un  
 Hayden Juenger . . . . . YING • ur  
 Dakota Kotowski . . . . . cut • OW • ski  
 Jake Lochner . . . . . LOCK • nur  
 Joey Polak . . . . . PALL • uk  
 John Privitera . . . . . preye (long 'i' • vuh • TEER • uh  
 Javier Ramos . . . . . RAH • mos  
 Connor Sechler . . . . . SECK • lur  
 Logan Thomazin . . . . . TOM • uh • zen  
 Ben Whetstone . . . . . WET • stone



# MISSOURI STATE BASEBALL

Games 4-6 | MISSOURI STATE BEARS at TONY GWYNN LEGACY | Feb. 22-24, 2019 | San Diego, Calif. | KBFL 1060 AM/96.9 FM (Corey Riggs)

## TV/RADIO ROSTER



**1 Brooks Zimmerman**  
OF/IF - Sr. - R/R  
Stillwater, Okla.



**4 Logan Gaha**  
C - So. - R/R  
Lee's Summit, Mo.



**5 Tommy Woods**  
OF/IF - Fr. - R/R  
Florissant, Mo.



**7 Collin Clayton**  
OF/IF - Jr. - R/R  
Edwardsville, Ill.



**8 Mason Hull**  
IF - Fr. - R/R  
Effingham, Ill.



**10 Nick Schmidt**  
RHP - Fr. - L/R  
Wentzville, Mo.



**11 Hayden Juenger**  
RHP - Fr. - R/R  
O'Fallon, Ill.



**12 Anthony Herron**  
IF/OF - Fr. - R/R  
Chicago, Ill.




**13 Davis Schwab**  
LHP - Sr. - L/L  
Overland Park, Kan.




**14 Connor Sechler**  
RHP - So. - R/R  
Bolivar, Mo.




**16 Dakota Kotowski**  
1B/OF - Fr. - R/R  
Channahon, Ill.



**17 Jordan Fitzpatrick**  
IF/OF - So. - L/R  
Rogersville, Mo.



**18 Logan Thomazin**  
RHP - Fr. - R/R  
Walnut Grove, Mo.



**19 Tyler McAllister**  
RHP - Jr. - R/R  
Waterloo, Ill.




**21 Jake Lochner**  
LHP - Sr. - L/L  
Sullivan, Mo.




**23 Jack Duffy**  
OF - Jr. - L/R  
Kansas City, Mo.



**24 Drew Millas**  
C - Jr. - B/R  
Swansea, Ill.



**25 Joey Polak**  
IF - So. - R/R  
Quincy, Ill.



**26 Sam Faith**  
IF - So. - B/R  
St. Charles, Ill.



**27 Nate Witherspoon**  
LHP - Jr. - L/L  
Eureka, Mo.



**29 Payton Carson**  
LHP - Fr. - L/L  
Topeka, Kan.




**31 Forrest Barnes**  
RHP - Fr. - R/R  
Ozark, Mo.



**32 John Privitera**  
IF - Jr. - L/R  
Lee's Summit, Mo.



**33 Matt Russell**  
RHP - So. - R/R  
Kansas City, Mo.



**34 Javier Ramos**  
RHP/IF - Fr. - R/R  
Vian, Okla.



**35 Logan Wiley**  
RHP - Jr. - R/R  
Springfield, Mo.



**36 Ty Buckner**  
RHP - So. - R/R  
St. Louis, Mo.




**40 Zach Gibbs**  
RHP - So. - R/R  
Wentzville, Mo.



**41 Michael Briggs**  
C - Jr. - R/R  
Lee's Summit, Mo.



**43 Ben Cruikshank**  
LHP - Fr. - L/L  
Fairview Heights, Ill.



**45 Ben Whetstone**  
IF - Jr. - L/R  
Overland Park, Kan.



**50 Alex Moore**  
RHP - So. - R/R  
Mountain Grove, Mo.




**2 Keith Guttin**  
Head Coach



**3 Matt Lawson**  
Assistant Coach



**28 Paul Evans**  
Assistant Coach



**44 Corey Hassel**  
Volunteer  
Assistant Coach