

MISSOURI STATE

2003 NCAA College World Series • 10 NCAA Regional Appearances • 38 All-Americans • 19 Major Leaguers

Eric Doennig, MSU Athletics Communications (Primary Contact) | O: (417) 836-4586 | C: (417) 827-5327 | EricDoennig@MissouriState.edu | MissouriStateBears.com | @MSUBearBaseball | MissouriStBears

2018 SCHEDULE

February (4-2)

16	vs. Texas Southern [§]	W, 8-2
16	at Lamar [§]	W, 11-2
17	vs. Lamar [§]	L, 0-8
18	vs. Texas Southern [§]	W, 6-5
25	at Central Arkansas	L, 0-1 (10)
25	at Central Arkansas	W, 5-2

March (16-5)

2	vs. St. Joseph's [®]	L, 3-6
3	at (24) ECU [®]	W, 7-4
4	vs. Pepperdine [®]	W, 8-7
7	OKLAHOMA STATE	L, 8-10
9	(30) ARKANSAS STATE	W, 12-4
10	(30) ARKANSAS STATE	L, 1-4
11	(30) ARKANSAS STATE	W, 5-4
13	ORAL ROBERTS	W, 6-5
14	vs. Iowa*	W, 8-3
17	vs. Seton Hall [®]	W, 14-2
17	at Oklahoma State	L, 2-4
20	SOUTHEAST MISSOURI STATE	W, 10-5
21	MURRAY STATE	W, 5-4 (10)
23	CSUN	W, 3-2
24	CSUN	W, 5-0
25	CSUN	W, 8-2
27	at Kansas	W, 12-2
30	at Indiana State*	W, 4-3
30	at Indiana State*	W, 5-4 (11)
31	at Indiana State*	L, 4-6

April (8-6)

6	EVANSVILLE*	W, 6-5
7	EVANSVILLE*	W, 8-2
8	EVANSVILLE*	W, 11-4
10	(28) MISSOURI	L, 6-8
13	(7) OREGON STATE	L, 6-17
14	(7) OREGON STATE	L, 2-10
17	at (3) Arkansas	L, 7-11
20	ILLINOIS STATE*	W, 4-2
21	ILLINOIS STATE*	W, 6-3
21	ILLINOIS STATE*	W, 12-3
24	at Missouri	L, 2-8
27	at Bradley*	W, 5-4
28	at Bradley*	L, 0-2
29	at Bradley*	W, 13-2

May (3-1)

2	KANSAS	L, 4-9
4	at Valparaiso*	W, 6-5
5	at Valparaiso*	W, 6-4
6	at Valparaiso*	W, 6-2
11	SOUTHERN ILLINOIS*	6:30 p.m.
12	SOUTHERN ILLINOIS*	2:00 p.m.
13	SOUTHERN ILLINOIS*	1:00 p.m.
17	at DBU*	6:30 p.m.
18	at DBU*	6:30 p.m.
19	at DBU*	2:00 p.m.
23-26	MVC Baseball Championship*	TBA

Home games played at Hammons Field in BOLD CAPS

*MVC game;
 § Cardinal Classic (Beaumont, Texas); @ Keith LeClair Classic (Greenville, N.C.);
 + at KC Urban Youth Academy (Kansas City, Mo.); % at Stillwater, Okla.;
 # at Horner Ballpark (Dallas, Texas)



(RV) MISSOURI STATE BEARS (30-14, 13-2 MVC)

Conference.....Missouri Valley
 Head Coach.....Keith Guttin
 Alma Mater.....Missouri-St. Louis
 Career Record.....1,249-773 (36th year)
 Record at MSU.....same

SERIES INFORMATION

Site.....Springfield, Mo.
 Stadium.....Hammons Field (8,000)
 Game 1.....Friday, May 11 (6:30 p.m.)
 MSU...RHP Dylan Coleman (7-2, 4.08 ERA)
 SIU.....RHP Michael Baird (5-3, 2.84 ERA)
 Game 2.....Saturday, May 12 (2:00 p.m.)
 MSU.....RHP Logan Wiley (6-4, 3.29 ERA)
 SIU.....LHP Brad Harrison (5-4, 4.24 ERA)
 Game 3.....Sunday, May 13 (1:00 p.m.)
 MSU.....RHP Ty Buckner (5-4, 4.08 ERA)
 SIU..........TBD
 Series History.....MSU leads 70-38
 Listen.....KBFL 1060 AM/96.9 FM
 Watch (Fri./Sat.).....ESPN+
 Live Stats.....MissouriStateBears.com



SOUTHERN ILLINOIS SALUKIS (25-23, 8-7 MVC)

Conference.....Missouri Valley
 Head Coach.....Ken Henderson
 Alma Mater.....Missouri Southern
 Career Record.....212-258-1 (8th year)
 Record at SIU.....same

PRIME 9

- Missouri State has been victorious in 21 consecutive Missouri Valley Conference regular-season home contests and 35 of its last 38 league games overall since May 2016, winning or splitting 13 straight Valley series
- The Bears enter Friday's series opener with a 70-38 all-time advantage vs. Southern Illinois, including a 28-21 edge at home against the Salukis; SIU was the last team to claim both a league game at Hammons Field and an MVC series against MSU (May 6-8, 2016)
- MSU has posted a cumulative 40-13 record in the month of May over the last four seasons, including a 23-7 (.767) in Valley games
- Jeremy Eierman**, a preseason All-American who has been named to both the Golden Spikes Award and Brooks Wallace Award watch lists, is the lone Bear to rank among the program's top 10 players in both career steals (42) and home runs (39); he needs one more round-tripper to become the Bears' first-ever 40-40 club member
- Eierman also needs three more hits to become the 27th Bear to reach the 200-hit plateau; **Hunter Steinmetz** achieved the feat on April 29 and now ranks 22nd on MSU's all-time hits list, two hits behind Dan Kneeshaw (206)
- Dylan Coleman** ranks third on the Bears' career strikeout list (279); the junior also notched his 21st victory as a Bear on April 27 to climb to No. 6 on MSU's all-time list
- MSU has posted three of the top five season walk totals in program history over the last four seasons, ranking first or second in the MVC each year; the Bears have drawn 221 free passes as a team, with **John Privitera's** 34 bases on balls ranking fourth individually, while Steinmetz's 112 career walks rank seventh in MSU history
- Missouri State's bullpen has closed out 144 consecutive victories — including 25 this season — after the Bears have taken a lead into the ninth inning, dating back to May 2014
- The Bears have 74 combined come-from-behind victories over the last four seasons, including 15 through their first 44 contests of the 2018 campaign; MSU is also 11-1 in one-run affairs this spring

AROUND THE HORN

Pos.	Player	Ht.	Wt.	Class	B/T	G/GS	BA/OBP/SLG	HR/RBI	Notes
DH	Drew Millas	6-2	205	So.	B/R	44/44	.355/.437/.560	6/50	32-for-70 (.457 BA), 19 RBIs since April 7
C	Logan Geha	5-11	190	So.	R/R	35/31	.179/.291/.232	0/9	Career-best 3 RBIs April 27 at BU
1B	Ben Whetstone	6-6	240	So.	L/R	44/44	.258/.378/.421	7/25	Reached safely in first 31 contests
2B	John Privitera	5-8	170	So.	L/R	44/44	.236/.390/.285	0/16	.312 career BA in MVC play
SS	Jeremy Eierman	6-1	205	Jr.	R/R	44/44	.299/.391/.531	7/38	Needs 3 H to reach 200-career hit mark
3B	Matt Brown	6-2	220	Sr.	R/R	44/41	.224/.404/.440	7/26	.264 BA, 4 HR, 14 RBIs in MVC play
LF	Landan Ruff	6-2	215	Sr.	R/R	43/27	.186/.383/.371	3/11	Matched career-bests with 2 H, 3 RBI at UA
CF	Hunter Steinmetz	5-9	185	Jr.	L/L	43/43	.309/.421/.438	2/30	Career .333 hitter in 7 games vs. SIU
RF	Jack Duffy	5-10	190	So.	L/R	44/41	.268/.335/.376	2/23	Multi-RBI efforts in all 3 games at Valpo
OF	Brooks Zimmerman	6-2	210	Jr.	R/R	29/15	.175/.250/.263	1/5	.308 BA over 4G hit streak (March 21-27)
OF	Jordan Fitzpatrick	6-0	185	Fr.	L/R	30/9	.217/.308/.326	1/7	First career HR, 3 RBIs at Valpo (May 6)
IF	Sam Faith	6-3	195	Fr.	B/R	22/5	.121/.194/.242	1/3	First HR as Bear vs. Seton Hall (March 17)
IF	Ryan Skalnik	6-1	195	Sr.	R/R	20/8	.205/.373/.282	0/3	Career-best 4-for-4, 3 R vs. ILS (April 21)

Pos.	Pitcher	Ht.	Wt.	Class	B/T	G/GS	W-L	Sv	IP	H	K/BB	BAA	ERA
RHP	Dylan Coleman	6-6	240	Jr.	R/R	13/12	7-2	0	75.0	53	91/43	.201	4.08
RHP	Logan Wiley	6-0	170	So.	R/R	18/7	6-4	1	63.0	59	60/14	.242	3.29
RHP	Ty Buckner	6-1	190	Fr.	R/R	12/11	5-4	0	57.1	42	46/36	.202	4.08
RHP	Austin Knight	6-3	215	Sr.	R/R	8/8	1-0	0	31.0	31	28/23	.265	5.81
RHP	Tyler McAlister	6-5	195	So.	R/R	5/4	0-0	0	16.2	19	19/13	.292	7.02
RHP	Connor Sechler	6-3	180	Fr.	R/R	22/0	5-1	5	39.1	25	44/15	.181	2.75
LHP	Jake Lochner	5-11	200	Jr.	L/L	14/0	1-0	1	16.0	12	15/10	.226	3.38
LHP	Nate Witherspoon	6-4	210	So.	L/L	17/0	1-0	0	23.1	26	19/8	.286	3.47
RHP	Jake Fromson	5-11	200	Sr.	R/R	11/0	2-2	1	18.0	16	7/4	.246	3.50
LHP	Davis Schwab	6-4	215	Jr.	L/L	11/0	1-1	0	17.0	16	13/8	.242	3.71
RHP	Matt Russell	6-2	190	Fr.	R/R	18/2	1-0	3	27.2	24	26/14	.233	4.88

MISSOURI STATE BASEBALL

Games 45-47 | MISSOURI STATE BEARS (30-14, 13-2 MVC) vs. SOUTHERN ILLINOIS SALUKIS (25-23, 8-7 MVC) | May 11-13 | Springfield, Mo. | Hammons Field (8,000) | KBFL AM/FM

MISSOURI STATE QUICK FACTS

Founded	1905
Location	Springfield, Mo.
Address	901 S. National Ave. Springfield, MO 65897
Web Site	MissouriState.edu
Switchboard	(417) 836-5000
President	Clif Smart
Enrollment	26,216
Nickname	Bears
School Colors	Maroon and White
National Affiliation	NCAA Division I
Conference	Missouri Valley Conference
Director of Athletics	Kyle Moats
Faculty Athletics Representative	James Hutter
Tickets	(417) 836-7678, (888) 476-7849 MissouriStateBears.com/Tickets

Stadium

Home Facility	Hammons Field
Opened	2004
Capacity	8,000
Surface	Natural Grass
Dimensions	LF-315/LC-365/CF-400/RC-365/RF-330
Press Box Phone	(417) 832-3029

Baseball Staff

Head Coach	Keith Guttin (Missouri-St. Louis, '78)
MSU Record	1,249-773 (36th year at MSU)
Overall Record	1,249-773 (36th year overall)
Assistant Coach	Paul Evans (Southern Illinois, '81)
Assistant Coach	Matt Lawson (Missouri State, '15)
Volunteer Assistant Coach	Joe Lincoln
Graduate Managers	Matt Fultz Alex Jefferson Geoff Jimenez
Student Assistant	Aaron Meyer
Director of Operations	Tyler Jeske
Athletic Trainer	Jim Pensalski
Strength & Conditioning Coordinator	Jeremiah Frey

Team Information

2017 Overall Record	43-20
2017 MVC Record (Finish)	18-1 (1st)
Postseason	NCAA Fayetteville Regional champion; NCAA Fort Worth Super Regional runner-up
Lettermen Returning/Lost	18/11
Starters Returning/Lost	4/5
Pitchers Returning/Lost	8/5
Newcomers	15

History

First Season	1964
All-Time Record (55 seasons)	1,643-1,003-1
All-Time at Hammons Field (15 seasons)	246-125
All-Time NCAA D-I Tournament Record	21-22 (10 app.)
MVC Regular-Season Championships	5
MVC Tournament Championships	3

Athletics Communications

Location	Hammons Student Center, Room 300
Shipping Address	901 S. National Avenue Springfield, MO 65897
Assistant Director (Primary Baseball Contact)	Eric Doennig
Office Phone	(417) 836-4584
Cell Phone	(417) 827-5327
Email	EricDoennig@MissouriState.edu
Assistant A.D. for Communications	Rick Kindhart
Assistant Director	Ben Adamson
Social Media/Graphic Design Assistant	Bridgette Robles
Assistant	Kevin Kane
Graduate Assistants	Shannon Carrico, Emily McMillan
Athletics Web Site	MissouriStateBears.com
Twitter	@MSUBearBaseball
Instagram	@MSUBearBaseball
Facebook	MissouriSBears/MSUBearsBaseball

LEADING OFF

The **Missouri State Bears** will close out the home portion of their regular-season schedule this weekend when they host the **Southern Illinois Salukis** in a three-game Missouri Valley Conference series at Hammons Field. The Bears and Salukis will open play with a 6:30 p.m. game Friday (May 11), before playing single games Saturday (2 p.m.) and Sunday (1 p.m.).

MSU (30-14, 13-2 MVC) enters the weekend with a one-game lead over DBU in the Valley standings after sweeping its three-game set with Valparaiso last week. The Bears have won 11 of their last 12 conference games — and 35 of their last 38 league contests since May 2016 — thanks in large part to a pitching staff that has held its MVC opposition to a .190 cumulative batting average this spring.

Southern Illinois (25-23, 8-7 MVC) comes into the series having dropped three of its last four games, including two of three to Indiana State last weekend in Carbondale. The Salukis feature the Valley's top running game, with 111 stolen bases in 138 attempts this spring.

SERIES HISTORY

Missouri State holds a commanding 70-38 advantage over the Salukis in a series that dates back to 1988. The Bears have won 21 of the 28 previous games played in Springfield, but SIU swept the Bears at home for the first time two years ago in its last regular-season visit to Hammons Field. MSU exacted its revenge in 2017, sweeping the Salukis in Carbondale, then ending their season with a 13-3 victory in an elimination game at the MVC Championship.

The Bears' offense has enjoyed a run of recent success against the Salukis, averaging 10.7 runs per outing over its last six games against SIU. **Hunter Steinmetz** has scored nine of those runs, hitting .333 in seven career games against the Salukis entering the series.

STEINMETZ, EIERMAN MAKE THEIR MOVES

Junior outfielder **Hunter Steinmetz** became the 25th Bear to join the 200-hit club April 29 in MSU's victory over Bradley. The Springfield native, who went 3-for-4 in the 13-2 win, also scored a career-best four runs to help the Bears lock up a key MVC series win. Steinmetz will enter Friday's series opener in the No. 22 spot on the Bears' all-time hits list, just two behind Dan Kneeshaw, and 10 shy of Tate Matheny's total of 214 in the No. 20 position.

SERIES SUMMARY

All-Time Record vs. Southern Illinois	70-38
Home	28-21
Road	34-14
Neutral	8-3
Current Streak	W4
Last 10 Meetings	7-3
5/9/15	Carbondale.....W, 5-0
5/10/15	Carbondale.....W, 5-3
5/20/15	+Wichita, Kan.....W, 7-0
5/6/16	Springfield.....L, 4-5
5/7/16	Springfield.....L, 10-12
5/8/16	Springfield.....L, 8-14
5/5/17	Carbondale.....W, 7-5
5/6/17	Carbondale.....W, 19-9
5/7/17	Carbondale.....W, 7-4
5/25/17	+Springfield.....W, 13-3
Keith Guttin vs. SIU	70-38

+ at MVC Championship

BEARS CAREER HITS

No.	Player	Years	Hits
1.	Matt Gardner	1999-02	316
2.	Kevin Medrano	2009-12	310
3.	Bill Mueller	1990-93	289
4.	Micah Holst	1996-99	284
5.	Dant'e Brinkley	2000-03	279
6.	Brayden Drake	2006-09	268
7.	Chris Curry	1995-98	266
8.	Jason Hart	1996-98	263
9.	Greg Mathis	2000-03	262
10.	Evan Pratte	1988-91	259
11.	Jake Burger	2015-17	241
12.	Matt Cepicky	1997-99	238
13.	Brooks Colvin	2001-04	237
	Steve Hacker	1993-95	237
15.	Nick Kays	1997-00	233
16.	Ryan Howard	1999-01	227
17.	Luke Voit	2010-13	226
18.	Aaron Conway	2008-11	225
19.	Spencer Johnson	2013-16	216
20.	Tate Matheny	2013-15	214
21.	Dan Kneeshaw	1992-95	206
22.	Hunter Steinmetz	2016-pr.	204
23.	Travis McComack	2009-13	203
24.	Keenen Maddox	2010-13	202
	Chad Lakin	1990-93	202
26.	Mark Garrett	1979-81	201
27.	Justin Paulsen	2015-17	199
	J.J. Scerba	1993-96	199
29.	Steve Aldridge	1991-93	198
30.	Jeremy Eierman	2016-pr.	197
31.	Eric Cheray	2012-15	195

Fellow Bear junior **Jeremy Eierman** is close on Steinmetz's heels with 197 career hits — good for 30th all-time at MSU. Eierman is one hit behind Steve Aldridge in the No. 29 spot, and two shy of Justin Paulsen and J.J. Scerba, who share the 27th position on the list. Eierman also swiped his 42nd career base in the series finale with Bradley to move into sole possession of the No. 10 spot on that Missouri State career list, making the Warsaw, Mo., product the lone Bear on MSU's top 10 lists for both home runs and steals. Eierman, also homered in the Bears' 13-2 victory at Bradley (April 29), giving him 39 for his MSU career, which ranks eighth on the program's all-time list, just three behind Brian Mahaffey in the seventh position. Finally, Eierman cracked the Bears' top 10 for career extra-base hits, matching Spencer Johnson's MSU total of 91, just four shy of Mahaffey's 95 in ninth place on the chart.

ONE-RUN FUN

Missouri State has proven to be proficient in close encounters this spring, with wins in 11 of its 12 one-run decisions. That mark represents a turnaround from the Bears' combined 9-15 record in one-run affairs over the previous two seasons. MSU pitching has been dominant in the Bears' 12 one-run games this year, limiting the opposition to a .219 batting mark. **Connor Sechler** has factored in six one-run victories, posting a 3-0 mark with three saves and a 1.08 ERA in 16.2 combined innings.

30 FOR 30

Missouri State's 6-2 win that clinched a Valley series sweep of Valparaiso Sunday also added another chapter to the Bears' lengthy history of producing 30-win campaigns. By reaching the 30-win plateau this spring, the Bears notched their 33rd season with at least 30 wins — and the 30th such season under head coach **Keith Guttin**.

MISSOURI STATE BASEBALL

Games 45-47 | MISSOURI STATE BEARS (30-14, 13-2 MVC) vs. SOUTHERN ILLINOIS SALUKIS (25-23, 8-7 MVC) | May 11-13 | Springfield, Mo. | Hammons Field (8,000) | KBFL AM/FM

2018 MVC STANDINGS

Team	Overall	Pct.	MVC	Pct.
Missouri State	30-14	.682	13-2	.867
DBU	32-15	.681	12-3	.750
Bradley	29-12	.707	10-5	.667
Southern Illinois	25-23	.521	8-7	.533
Indiana State	24-20	.545	6-9	.400
Illinois State	18-26	.409	5-10	.333
Valparaiso	16-27	.372	5-10	.333
Evansville	9-33	.214	1-14	.067

THIS WEEK IN THE VALLEY

Friday, May 11

Evansville at Indiana State (5:30 p.m.)
 Valparaiso at Illinois State (6 p.m.)
 DBU at Bradley (6 p.m.)
 Southern Illinois at Missouri State (6:30 p.m.)

Saturday, May 12

Evansville at Indiana State (1 p.m.)
 Valparaiso at Illinois State (2 p.m.)
 DBU at Bradley (2 p.m.)
 Southern Illinois at Missouri State (2 p.m.)

Sunday, May 13

Evansville at Indiana State (12 p.m.)
 Valparaiso at Illinois State (1 p.m.)
 DBU at Bradley (1 p.m.)
 Southern Illinois at Missouri State (1 p.m.)

MVC PRESEASON POLL

No.	Team (First-place votes)	Points
1.	DBU (7)	63
2.	Missouri State (1)	57
3.	Indiana State	42
4.	Southern Illinois	35
5.	Illinois State	31
6.	Bradley	30
7.	Evansville	18
8.	Valparaiso	12

PRESEASON ALL-MVC TEAM

Pos.	Player	Team
1B	Luke Mangieri	Bradley
2B	Connor Kopach	Southern Illinois
3B	Tim Millard	DBU
SS	Jeremy Eierman	Missouri State
C	Garrett Wolforth	DBU
UT	Andrew Ivelia	Bradley
DH	Dane Giesler	Indiana State
OF	Jameson Hannah	DBU
OF	Devlin Granberg	DBU
OF	Hunter Steinmetz	Missouri State
SP	Dylan Coleman	Missouri State
SP	Michael Baird	Southern Illinois
RP	Ryan Netemeyer	Southern Illinois
RP	Jake Fromson	Missouri State



IN RARE COMPANY

With Missouri State's 6-3 win over Illinois State on April 21, Bears head coach **Keith Guttin** moved past former Southern Illinois coach Itchy Jones into sole possession of the No. 21 spot on the NCAA's Division I career coaching wins list.

With a career record of 1,249-773 (.618), Guttin needs six more wins to catch Jack Stallings (Wake Forest, Florida State and Georgia Southern) and move into the top 20. Guttin is the second-winningest coach in MVC history, while his win total ranks sixth among all active Division I head coaches.

SENIOR SENDOFF

The Bears' upcoming series with Southern Illinois will mark the final three home games in the careers of five Missouri State seniors, including four-year lettermen **Austin Knight** and **Landan Ruff**. Over the course of their four-year careers, the Bears have racked up 160 total wins, captured two MVC regular-season titles, an MVC Tournament championship in 2015 and two NCAA Regional crowns.

ROAD WARRIORS

The Bears locked up another road series win in conference play last weekend with their sweep of Valparaiso. Missouri State, which is 13-3 on the road in Valley play over the last two years, has proven to be hard to stop on the road since the start of the 2015 season, logging a 64-36 (.640) record in such contests. Including their 20-6 record in neutral-field games over the same stretch, the Bears have gone 84-42 (.667) away from Hammons Field over the last four seasons.

THE BUCK STOPS HERE

Right-hander **Ty Buckner** logged the first complete-game effort by a Bear freshman hurler in 11 years April 29, with his one-hit victory over Bradley. Buckner twirled his gem in the rubber match of the Bears' MVC road series with the Braves, then picked up a win in relief of **Dylan Coleman** in last Friday's series-opening 6-5 victory over Valparaiso. Prior to working 4.2 innings of hitless relief in that effort, the St. Louis native took a no-hitter into the sixth inning against BU, retiring the first nine hitters of the game and allowing only two baserunners through the first five frames. He struck out six and allowed just a sixth-inning triple in the first complete-game one-hitter by a Bear since Matt Hall throttled Arkansas in the second game of the 2015 NCAA Fayetteville Super Regional.

MSU CAREER HOME RUNS

No.	Player	Years	HR
1.	Jason Hart	1996-98	63
2.	Nick Kays	1997-00	60
3.	Steve Hacker	1993-95	59
4.	Matt Cepicky	1997-99	51
5.	Ryan Howard	1999-01	50
6.	Jake Burger	2015-17	47
7.	Brian Mahaffey	1985-88	42
8.	Jeremy Eierman	2016-pr.	39
9.	Ben Carlson	2007-09	38
10.	Chris Curry	1995-98	37

MSU CAREER STOLEN BASES

No.	Player	Years	SB
1.	Dant'e Brinkley	2000-03	69
	Aaron Conway	2008-11	69
3.	Bill Mueller	1990-93	65
4.	Mark Garrett	1979-82	54
5.	Micah Holst	1996-99	52
	Mike Ruble	1984-88	52
7.	Bobby Narron	1977-80	49
8.	Jeff Sauer	1992-94	44
9.	Greg Mathis	2000-03	43
10.	Jeremy Eierman	2016-pr.	42

MSU CAREER WINS

No.	Player	Years	W
1.	Brad Ziegler	2000-03	32
2.	Nick Petree	2011-13	27
3.	Kirby Cannon	1977-80	25
4.	Jeff Gray	2001-04	23
	Dave Dickensheet	1979-82	23
6.	Dylan Coleman	2016-pr.	21
	Tim Clubb	2007-09	21
	Jordan Knutson	2014-17	21
	Scott Geitz	1995-98	21
	Ken Watkins	1967-70	21

NCAA DIVISION I WINNINGEST ACTIVE COACHES

No.	Coach (School)	W-L-T	Pct.
1.	Mike Martin (Florida State)	1,944-694-4	.737
2.	Jim Morris (Miami)	1,566-690-4	.694
3.	Mike Fox (North Carolina)	1,385-501-5	.734
4.	Paul Mainieri (LSU)	1,376-694-7	.664
5.	John Anderson (Minnesota)	1,244-845-3	.595
6.	Keith Guttin (MSU)	1,219-759-0	.616
7.	Danny Hall (Georgia Tech)	1,196-622-1	.658
8.	Wayne Graham (Rice)	1,147-497-0	.698
9.	Gary Gilmore (Coastal Carolina)	1,137-559-2	.670
10.	Mike Gillespie (UC Irvine)	1,124-696-2	.617
11.	Tony Robichaux (UL Lafayette)	1,115-711-2	.611
12.	Mike Sansing (Kennesaw State)	1,067-604-0	.639
13.	Pat Casey (Oregon State)	1,016-560-6	.644
14.	Elliott Avent (NC State)	1,015-704-0	.590
15.	Brian Shoop (UAB)	1,006-623-1	.617

*entering 2018 season

COLEMAN CLIMBING

Junior right-hander **Dylan Coleman** improved his position on several MSU career lists last weekend. The Potosi, Mo., product picked up his league-leading seventh mound victory of the season April 27 with a 5-4 decision over Bradley, marking the 21st win of his Missouri State career. That total moved him into a tie with four other former Bears for the No. 6 spot on MSU's career chart, just two victories shy of the career totals of Jeff Gray and Dave Dickensheet in the fourth position.

Coleman also moved into sole possession of third place on the Bears' all-time strikeouts list with nine punchouts vs. BU. Coleman, who fanned an MVC-high 106 batters in 2016, needs 27 more K's to catch Nick Petree (306) in the No. 2 position on the chart. He also ranks among the Bears all-time leaders in starts (fourth) and innings pitched (ninth).

STREAKING AGAIN

After registering a record-setting 22-game win streak in Missouri Valley Conference play over the previous two seasons, the Bears have continued their winning ways at home this spring to fashion yet another memorable string of victories. With their three-game sweep of Illinois State (April 20-21), the Bears stretched their Hammons Field win streak to 21 straight regular-season wins over Valley foes. MSU, which last suffered a home setback to an MVC opponent on May 8, 2016 vs. Southern Illinois, has hit .338 and outscored the opposition by a 184-65 margin over the course of the streak.

With their midweek loss to Mizzou on April 10, the Bears saw their 10-game Hammons Field win streak come to an end. But the Bears' double-digit home win streak represented the sixth different streak of at least six home victories since the start of the 2015 season, as well as the Bears' third-longest home streak since moving to Hammons Field in 2004.

MISSOURI STATE BASEBALL

Games 45-47 | MISSOURI STATE BEARS (30-14, 13-2 MVC) vs. SOUTHERN ILLINOIS SALUKIS (25-23, 8-7 MVC) | May 11-13 | Springfield, Mo. | Hammons Field (8,000) | KBFL AM/FM

MSU RECORD BY POSITION

C-	Geha 29 (21-8), Millas 15 (9-6)
1B-	Whetstone 44 (30-14)
2B-	Privitera 44 (30-14)
3B-	Brown 41 (28-13), Faith 2 (2-0), Fitzpatrick 1 (0-1)
SS-	Eierman 44 (30-14)
LF-	Ruff 26 (16-10), Zimmerman 13 (9-4), Fitzpatrick 5 (5-0)
CF-	Steinmetz 43 (29-14), Duffy 1 (1-0)
RF-	Duffy 40 (28-12), Zimmerman 2 (1-1), Ruff, 2 (1-1)
DH-	Millas 29 (21-8), Skalnik 8 (5-3), Faith 3 (2-1), Fitzpatrick 2 (2-0), Geha 2 (0-2)
P-	Coleman 12 (9-3), Buckner 11 (7-4), Knight 8 (4-4), Wiley 7 (5-2), McAlister 4 (3-1), Russell 2 (2-0)

MSU RECORD BY BATTING ORDER

1st-	Steinmetz 25 (17-8), Privitera 19 (13-6)
2nd-	Eierman 37 (26-11), Steinmetz 7 (4-3)
3rd-	Millas 37 (26-11), Eierman 7 (4-3)
4th-	Whetstone 31 (22-9), Zimmerman 6 (3-3), Brown 4 (3-1), Duffy 1 (0-1), Millas 1 (1-0), Steinmetz 1 (1-0)
5th-	Duffy 10 (10-0), Brown 9 (2-7), Millas 6 (3-3), Steinmetz 6 (5-1), Whetstone 5 (3-2), Skalnik 3 (2-1), Fitzpatrick 2 (2-0), Zimmerman 2 (2-0), Faith 1 (1-0)
6th-	Duffy 12 (5-7), Brown 11 (10-1), Geha 6 (4-2), Whetstone 5 (4-1), Zimmerman 4 (3-1), Steinmetz 3 (1-2), Skalnik 2 (2-0), Ruff 1 (1-0)
7th-	Duffy 11 (8-3), Geha 9 (5-4), Fitzpatrick 5 (4-1), Brown 5 (5-0), Ruff 4 (2-2), Whetstone 2 (1-1), Privitera 2 (2-0), Zimmerman 2 (1-1), Skalnik 2 (0-2), Faith 1 (1-0), Steinmetz 1 (1-0)
8th-	Geha 13 (10-3), Ruff 10 (5-5), Brown 7 (6-1), Duffy 6 (5-1), Privitera 3 (1-2), Fitzpatrick 2 (2-0), Faith 2 (1-1), Whetstone 1 (0-1)
9th-	Privitera 20 (14-6), Ruff 12 (8-4), Brown 5 (2-3), Geha 3 (2-1), Duffy 1 (1-0), Faith 1 (1-0), Skalnik 1 (1-0), Zimmerman 1 (1-0)

MSU HIT STREAKS

Category	Current	2018	Career
Drew Millas	4	6	6
Jack Duffy	3	4	4
John Privitera	3	4	4
Matt Brown	2	10	10
Hunter Steinmetz	2	9	19
Jeremy Eierman	0	11	11
Ben Whetstone	0	6	6
Brooks Zimmerman	0	4	4
Logan Geha	0	3	3
Landan Ruff	0	2	3
Jordan Fitzpatrick	2	2	2
Ryan Skalnik	0	2	2
Sam Faith	0	1	1

MSU REACHED BASE STREAKS

Category	Current	2018	Career
Drew Millas	10	10	11
Ben Whetstone	8	31	31
Matt Brown	5	25	24
Hunter Steinmetz	5	20	29
John Privitera	5	16	16
Jack Duffy	3	8	8
Jordan Fitzpatrick	3	4	4
Jeremy Eierman	2	29	33
Ryan Skalnik	1	7	7
Brooks Zimmerman	1	4	4
Landan Ruff	0	8	8
Logan Geha	0	5	7
Sam Faith	0	2	2

MILLAS TABBED FOR VALLEY HONOR

For the third time in 2018, **Drew Millas** has been named Missouri Valley Conference Player of the Week after playing a pivotal role in Missouri State's three-game sweep of Illinois State, the league office announced April 23.

Millas turned in another torrid stretch at the plate, hitting .533 (8-for-15) with a pair of home runs and seven RBIs to help the Bears go 3-1 on the week. He logged his third four-hit performance of the season against No. 3 Arkansas, then drove in seven runs in the Bears' MVC series sweep of Illinois State. The Swansea, Ill., product went 2-for-3 with the decisive seventh-inning, three-run homer that snapped a 3-3 deadlock in a 6-3 Bears victory, then helped finish off the sweep with another home run and three more RBIs in the finale.

The MVC honor was the third in eight weeks for Millas, who picked up the same award on March 5 and April 9. It also marked the fifth time in six weeks a Missouri State player had earned either MVC Player or Pitcher of the Week.

CARDIAC CUBS

Missouri State has made a habit of eliminating leads over the last three seasons, and their recent hot streak has highlighted this trend. The Bears rallied for comeback wins in each of their first two wins over Illinois State (April 20-21) and have now totaled 74 come-from-behind victories since the start of the 2015 season.

This year alone, the Bears have rallied for 15 wins after trailing the opposition. MSU has been good in close encounters as well, recording an 11-1 mark in one-run contests, including three walkoff wins at home.

WATCHING EIERMAN

A unanimous preseason All-America pick, junior shortstop **Jeremy Eierman** earned another national honor on April 19, when he was named to the Brooks Wallace Award Watch List for the second-straight year. The honor, for which Eierman was one of five national finalists in 2017, recognizes the top collegiate shortstop in the country. The Warsaw, Mo., native was previously selected for USA Baseball's Golden Spikes Award Midseason Watch List, which features 40 of the nation's top college players. Eierman was a unanimous preseason All-America and the No. 9 college prospect for the 2018 MLB Draft, as well as the No. 17 overall prospect, by *Baseball America* prior to the start of the season. He currently ranks among the MVC's top 10 individuals in eight different offensive categories.

MARCH MADNESS

As part of their 22-11 start to the season, the Bears locked up their eighth-consecutive .500 or better month of February. Missouri State has been even better in the month of March, which has traditionally been the Bears' most successful month. MSU went 15-5 in March this season, has gone 50-21 in March over the last four seasons and logged 16 winning months of March since 2001.

Overall, MSU has posted a .633 March winning percentage and finished .500 or better in the month 46 times in 55 years as a varsity program. The month of May has been a successful one for the Bears in recent years as well, with MSU going a combined 40-13 in the regular-season's final month over the last four years.

STARTING STRONG

With their MVC series win at Indiana State (March 30-31), the Bears have now won 12 of their last 13 Valley openers and have won or split 11 of their last 13 MVC-opening series. Additionally, MSU is a combined 26-10 in its opening conference series since 2006.

Missouri State posted its best-ever-start to a Valley season in 2017 as part of its 22-game MVC win streak. The Bears won their first 18 conference games before falling to Illinois State (May 19) in their regular-season finale. With their 8-5 win over the Redbirds on May 18, the Bears ran their regular-season Valley win streak to a league-record 22-straight games, dating back to their May 15, 2016 win at DBU. They surpassed the previous all-time win streak by an MVC club with their title-clinching win vs. Indiana State on May 13, topping Wichita State's 19-game league win streak (1981-82).

VALLEY FORECAST

With 18 letterwinners returning from last year's 43-20 squad, the Bears were tabbed second in the Missouri Valley Conference's 2018 preseason poll of the league's head coaches. DBU Defending Valley Tournament champion DBU garnered seven of the eight first-place votes and finished with 63 points overall to claim the top spot in the poll.

The Patriots edged the Bears (57 points), who received the remaining first-place vote, while Indiana State (42) and Southern Illinois (35) rounded out the top half of the preseason poll. Illinois State (31) and Bradley finished fifth and sixth, respectively, while Evansville (18) and Valparaiso were slotted into the final two positions in the poll. The league's eight clubs will convene in Dallas at the conclusion of the conference season for the right to represent the Valley in the 2018 NCAA Tournament.

2018 HONORS

- Dylan Coleman**
- Missouri Valley Conference Pitcher of the Week (March 26)
 - Preseason All-MVC
- Jeremy Eierman**
- Missouri Valley Conference Player of the Week (March 19)
 - Brooks Wallace Award Watch List
 - USA Baseball Golden Spikes Award Watch List
 - Baseball America Preseason All-America (first team)
 - D1 Baseball Preseason All-America (first team)
 - Perfect Game Preseason All-America (first team)
 - Collegiate Baseball Preseason All-America (first team)
 - NCBWA Preseason All-America (second team)
 - Preseason All-MVC
- Jake Fromson**
- NCBWA Stopper of the Year Watch List
 - Collegiate Baseball Preseason All-America (second team)
 - Preseason All-MVC
- Drew Millas**
- Missouri Valley Conference Player of the Week (March 5; April 9; April 23)
- Connor Sechler**
- Missouri Valley Conference Pitcher of the Week (April 2)
- Hunter Steinmetz**
- Preseason All-MVC

MISSOURI STATE BASEBALL

Games 45-47 | MISSOURI STATE BEARS (30-14, 13-2 MVC) vs. SOUTHERN ILLINOIS SALUKIS (25-23, 8-7 MVC) | May 11-13 | Springfield, Mo. | Hammons Field (8,000) | KBFL AM/FM

NCBWA DIVISION I POLL (May 7)

No.	Team	W-L	LR
1.	Stanford	37-6	1
2.	Florida	38-11	2
3.	Oregon State	35-7-1	3
4.	North Carolina	32-13	5
5.	NC State	34-12	10
6.	Arkansas	33-15	4
7.	Clemson	35-12	8
8.	Ole Miss	36-13	7
9.	Southern Miss	35-12	11
10.	Texas Tech	35-14	9
11.	UCLA	30-13	6
	Duke	35-11	13
13.	ECU	33-12	14
14.	Florida State	32-15	15
15.	Georgia	33-14	21
16.	Minnesota	32-12	22
17.	Texas	33-18	20
18.	Kentucky	30-17	23
19.	Tennessee Tech	40-6	11
	Auburn	34-14	27
21.	Coastal Carolina	32-16	16
22.	UConn	27-14-1	25
23.	Stetson	37-11	30
24.	Texas A&M	34-14	18
25.	Oklahoma State	28-17-1	19
26.	USF	29-15	26
27.	Indiana	31-13	17
28.	Louisville	32-15	NR
29.	Oklahoma	31-18	NR
30.	St. John's	32-11	NR

Receiving Votes: Arizona (28-17), Baylor (26-17), Cal State Fullerton (25-20), California (26-19), DBU (31-15), Florida Atlantic (31-14-1), FGCU (31-15), Houston (29-19), Iona (14-30), Iowa (24-16), Jackson State (26-14), Jacksonville (31-16), Louisiana (28-21), Louisiana Tech (32-17), LSU (28-20), Michigan (29-13), Mississippi State (26-22), Nevada (25-19), New Mexico State (31-16), Northeastern (30-14), Pepperdine (24-18), San Diego (21-27), San Diego State (33-15), South Alabama (26-19), South Carolina (28-19), Stony Brook (26-20), Troy (32-16), Tulane (22-27), UC Irvine (27-19), UCF (32-16), UNC Greensboro (33-11), Vanderbilt (25-22), Wichita State (29-16).

COLLEGIATE BASEBALL POLL (May 7)

No.	Team	W-L	Points
1.	Stanford	37-6	496
2.	Florida	38-11	492
3.	North Carolina	32-13	490
4.	Oregon State	35-7-1	487
5.	Clemson	35-12	486
6.	Arkansas	33-15	482
7.	NC State	34-12	481
8.	UCLA	30-13	479
9.	Georgia	33-14	478
10.	Duke	35-11	476
11.	South Carolina	28-19	473
12.	Ole Miss	36-13	472
13.	Southern Miss	35-12	469
14.	Oklahoma State	28-17-1	467
15.	Michigan	29-14	465
16.	Texas	33-18	463
17.	St. John's	32-11	462
18.	Minnesota	32-12	460
19.	Texas Tech	35-14	456
20.	Houston	29-19	454
21.	ECU	33-12	451
22.	Tennessee Tech	40-6	449
23.	Texas A&M	34-14	448
24.	Auburn	34-14	447
25.	Florida State	32-15	445
26.	Oklahoma	31-18	442
27.	Stetson	37-11	439
28.	Coastal Carolina	32-16	437
29.	Louisville	32-15	435
30.	Cal State Fullerton	25-20	428

BEARS IN THE PRO RANKS

Four Missouri State baseball standouts reached contractual agreements with professional organizations after being selected in the 2017 Major League Baseball Draft.

First-round pick **Jake Burger** agreed to terms with the Chicago White Sox after the club selected the three-time All-American third baseman 11th overall in the June 12 draft, while fellow MSU juniors **Trey Turner** and **Doug Still** followed suit by reaching deals with Washington and San Francisco, respectively. Senior first baseman **Justin Paulsen** inked a contract with San Diego after being picked in the 39th round by the Padres.

Former Missouri State baseball standouts **Pierce Johnson** and **Luke Voit** became the 18th and 19th Bears to receive call-ups to the big leagues last year. Johnson was selected by the Cubs in the Comp Round of the 2012 MLB Draft with the 43rd overall pick, while Voit was taken by St. Louis in the 22nd round of the 2013 draft. The duo became the second and third Bears to receive big-league call-ups in the last two seasons after **Buddy Baumann** made his Major League debut with San Diego in July 2016. Voit is one of three former Bears currently on MLB 40-man rosters, joining Baumann and **Brad Ziegler** (Marlins), while 11 additional former MSU standouts remain active in the minor league ranks.

In 2016, two MSU seniors — **Spencer Johnson** and **Sam Perez** — were among those taken in the 2016 Major League Baseball First-Year Player Draft. Perez was the first Missouri Valley Conference player to be chosen in the draft, as the Miami Marlins selected the right-hander in the fifth round with the 143rd overall pick on the second day of the 40-round amateur draft. The following day, Johnson heard his name called by the Houston Astros in the 16th round with the 487th overall pick. With the selections of Johnson and Perez, Missouri State extended an impressive string of talent production that has resulted in at least one Bear being picked in 30 of the last 31 MLB Drafts dating back to 1986.

BEARS ON RADIO

Once again in 2018, Meyer Communications is slated to provide live radio coverage of all 52 Missouri State regular-season games, plus all Bears' games in the Missouri Valley Conference Tournament and any 2018 postseason play.

The broadcasts can be heard primarily on **KBFL 1060 AM** and **96.9 FM** in Springfield with Art Hains, Ben Goss and Corey Riggs describing the action. An online audio stream is available through KBFL's website via RadioSpringfield.com.

BEARS ON THE WEB

Missouri State University, in conjunction with SIDEARM Sports, launched a new partnership in August 2016, unveiling a reconstructed **MissouriStateBears.com**, the official MSU Athletics web site. The revamped site will provide MSU fans with improved features and overall customer service. It uses the latest technology to provide fans with a seamless, robust experience unique to Missouri State University.

BEARS TV BROADCAST SCHEDULE

Date	Opponent	Outlet	Time
March 7	Oklahoma State	ESPN3	3 p.m.
March 13	Oral Roberts	ESPN3	3 p.m.
March 21	Murray State	ESPN3	3 p.m.
April 6	Evansville	ESPN3	6:30 p.m.
April 7	Evansville	ESPN3	2 p.m.
April 8	Evansville	ESPN3	1 p.m.
April 10	Missouri	ESPN3	6:30 p.m.
April 13	Oregon State	ESPN3	11 a.m.
April 14	Oregon State	ESPN+	6:30 p.m.
April 20	Illinois State	ESPN+	6:30 p.m.
April 22	Illinois State	ESPN+	1 p.m.
April 27	at Bradley	ESPN3	6 p.m.
April 28	at Bradley	ESPN3	2 p.m.
April 29	at Bradley	ESPN3	1 p.m.
May 2	Kansas	ESPN+	6:30 p.m.
May 11	Southern Illinois	ESPN+	6:30 p.m.
May 12	Southern Illinois	ESPN+	2 p.m.

RECENT BEARS IN THE MLB DRAFT

Year	Player	Team	Round/Overall
2017	Jake Burger	CWS	1st/11
	Trey Turner	WAS	10th/313
	Doug Still	SF	11th/336
	Jordan Knutson	DET	24th/725
	Justin Paulsen	SD	39th/1158
2016	Sam Perez	MIA	5th/143
	Spencer Johnson	HOU	16th/487
2015	Jon Harris	TOR	1st/29
	Tate Matheny	BOS	4th/111
	Matt Hall	DET	6th/190
	Joey Hawkins	STL	40th/1211
2014	Cody Schumacher	STL	36th/1095
2013	Nick Petree	STL	9th/275
	Grant Gordon	LAA	10th/307
	Luke Voit	STL	22nd/665
2012	Pierce Johnson	CHC	1st-Comp/43
	Kevin Medrano	ARI	18th/573
2011	Dan Kickham	DET	33rd/1007
2010	Mike Kickham	SF	6th/198
	Aaron Meade	LAA	10th/324
	Pat Doyle	CIN	24th/727
2009	Ben Carlson	CLE	6th/185
	Buddy Baumann	KC	7th/212
	Brayden Drake	SD	12th/354
	Tim Clubb	CHC	29th/890
	Dallas Hord	MIA	32nd/968
2008	Ryan Mantle	SF	19th/567
	Matt Frevert	STL	28th/845
2007	Ross Detwiler	WSH	1st/6
	Scott Carroll	CIN	3rd/104
	Matt Lawson	TEX	14th/440
	Jake Shafer	NYG	41st/1243
2006	Brett Sinkbeil	MIA	1st/19
	Chris Krawczyk	DET	22nd/652
2004	Brooks Colvin	DET	13th/373
	Derek Drage	PIT	21st/622
	Jeff Gray	OAK	32nd/967

The Missouri Valley Conference announced today (April 9) that selected regular-season digital productions, plus post-season championship coverage, will be distributed on ESPN+ — the first-ever multi-sport, direct-to-consumer subscription streaming service from The Walt Disney Company Direct-to-Consumer and International group in partnership with ESPN.

Fans can subscribe to ESPN+ for just \$4.99 per month (or \$49.99 per year) and cancel at any time.

Launching on Thursday, April 12, ESPN+ will be an integrated part of a completely redesigned ESPN App. The new ESPN App will be the premier all-in-one digital sports platform for fans and is a showcase of the company's culture of innovation.

The Valley, which is in the fourth year of a 10-year national rights-holding agreement with ESPN, which started its programming schedule on ESPN+ on April 13.

MISSOURI STATE BASEBALL

Games 45-47 | MISSOURI STATE BEARS (30-14, 13-2 MVC) vs. SOUTHERN ILLINOIS SALUKIS (25-23, 8-7 MVC) | May 11-13 | Springfield, Mo. | Hammons Field (8,000) | KBFL AM/FM

USA TODAY COACHES POLL (May 7)

No.	Team	W-L	LW
1.	Florida	38-11	1
2.	Stanford	37-6	2
3.	Oregon State	35-7-1	3
4.	North Carolina	32-13	6
5.	NC State	34-12	10
6.	Clemson	35-12	9
7.	Arkansas	33-15	4
8.	Ole Miss	36-13	5
9.	Southern Miss	35-12	11
10.	Texas Tech	35-14	8
11.	Duke	35-11	12
12.	ECU	33-12	14
13.	Florida State	32-15	15
14.	UCLA	30-13	7
15.	Georgia	33-14	20
16.	Minnesota	32-12	22
17.	Auburn	34-14	NR
18.	Texas	33-18	24
19.	Kentucky	30-17	13
20.	Texas A&M	34-14	NR
21.	UConn	27-14-1	23
22.	Oklahoma State	28-17-1	19
23.	Coastal Carolina	32-16	16
24.	Tennessee Tech	40-6	25
25.	Stetson	37-11	NR

D1BASEBALL.COM POLL (May 7)

No.	Team	W-L	LW
1.	Florida	38-11	1
2.	Stanford	37-6	2
3.	Oregon State	35-7-1	3
4.	North Carolina	32-13	6
5.	NC State	34-12	8
6.	Ole Miss	36-13	4
7.	Arkansas	33-15	5
8.	Clemson	35-12	10
9.	Southern Miss	35-12	11
10.	ECU	33-12	12
11.	UCLA	30-13	7
12.	Texas Tech	35-14	9
13.	Duke	35-11	13
14.	Florida State	32-15	16
15.	Minnesota	32-12	20
16.	Georgia	33-14	NR
17.	Texas	33-18	24
18.	UConn	27-14-1	19
19.	Auburn	34-14	NR
20.	Stetson	37-11	NR
21.	Kentucky	30-17	14
22.	Oklahoma State	28-17-1	17
23.	Tennessee Tech	40-6	25
24.	USF	29-15	22
25.	Coastal Carolina	32-16	18

BASEBALL AMERICA POLL (May 7)

No.	Team	W-L
1.	Florida	38-11
2.	Stanford	37-6
3.	North Carolina	32-13
4.	Oregon State	35-7-1
5.	Ole Miss	36-13
6.	Arkansas	33-15
7.	NC State	34-12
8.	Clemson	35-12
9.	Duke	35-11
10.	Texas Tech	35-14
11.	UCLA	30-13
12.	Georgia	33-14
13.	Southern Miss	35-12
14.	ECU	33-12
15.	Minnesota	32-12
16.	Florida State	32-15
17.	Texas	33-18
18.	Auburn	34-14
19.	Coastal Carolina	32-16
20.	Oklahoma State	28-17
21.	Kentucky	30-17
22.	Stetson	37-11
23.	USF	29-15
24.	Tennessee Tech	40-6
25.	UConn	27-14

STARTING PITCHERS GAME-BY-GAME

Ty Buckner

Date	Opponent	IP	H	R	ER	BB	SO	WP	BK	HBP	Score	Record
2/17	at Lamar	*2.1	5	6	4	4	0	0	0	0	(L) 0-8	0-1
2/15	at Central Arkansas	*4.2	2	1	0	4	3	0	0	1	(ND) 5-2	0-1
3/4	vs. Pepperdine	*5.0	7	2	0	1	2	0	0	0	(ND) 8-7	0-1
3/10	vs. Arkansas State	*6.0	5	3	3	2	6	0	0	0	(L) 1-4	0-2
3/17	vs. Seton Hall	*6.0	5	1	1	2	4	0	0	1	(W) 14-2	1-2
3/24	vs. CSUN	*5.2	3	0	0	4	5	0	1	0	(W) 5-0	2-2
3/30	at Indiana State	*5.0	1	2	1	4	7	0	0	0	(ND) 5-4	2-2
4/7	vs. Evansville	*5.0	1	2	2	4	4	0	0	1	(W) 8-2	3-2
4/14	vs. Oregon State	*1.2	7	10	10	4	2	1	0	0	(L) 2-10	3-3
4/24	at Missouri	*4.1	5	3	3	1	5	4	0	0	(L) 2-8	3-4
4/29	at Bradley	*7.0	1	2	2	2	6	0	0	1	(W) 13-2	4-4

Dylan Coleman

Date	Opponent	IP	H	R	ER	BB	SO	WP	BK	HBP	Score	Record
2/16	at Lamar	*6.0	3	1	1	3	7	0	0	0	(W) 11-2	1-0
2/25	at Central Arkansas	*8.0	2	0	0	3	13	0	0	0	(ND) 0-1	1-0
3/3	at ECU	*7.0	6	3	3	4	8	2	0	0	(W) 7-4	2-0
3/9	vs. Arkansas State	*7.0	2	1	1	5	6	0	0	0	(W) 12-4	3-0
3/17	at Oklahoma State	*6.2	6	4	4	3	5	1	0	0	(L) 2-4	3-1
3/23	vs. CSUN	*8.0	4	2	1	1	11	1	0	0	(W) 3-2	4-1
3/30	at Indiana State	*6.2	4	3	3	3	7	1	0	2	(W) 4-3	5-1
4/6	vs. Evansville	*6.0	6	5	4	0	6	2	0	1	(ND) 6-5	5-1
4/13	vs. Oregon State	*3.1	4	6	6	4	5	2	0	1	(L) 6-17	5-2
4/20	vs. Illinois State	*6.0	5	2	2	7	11	0	0	0	(W) 4-2	6-2
4/27	at Bradley	*7.0	6	4	4	5	9	0	0	1	(W) 5-4	7-2
5/4	at Valparaiso	*2.1	5	5	5	4	2	1	0	2	(ND) 6-5	7-2

Austin Knight

Date	Opponent	IP	H	R	ER	BB	SO	WP	BK	HBP	Score	Record
2/16	vs. Texas Southern	*3.2	7	1	1	2	4	0	0	3	(ND) 8-2	0-0
3/2	vs. Saint Joseph's	*5.0	3	1	1	3	6	0	0	0	(ND) 3-6	0-0
3/11	vs. Arkansas State	*5.1	7	4	4	2	2	2	0	2	(ND) 5-4	0-0
3/20	vs. Southeast Missouri	*4.2	4	4	4	2	6	0	0	1	(ND) 10-5	0-0
3/27	at Kansas	*7.0	3	2	2	4	4	1	0	0	(W) 12-2	1-0
4/10	vs. Missouri	*3.1	5	5	4	4	3	1	0	0	(ND) 6-8	1-0
4/17	at Arkansas	*0.1	1	3	3	3	1	0	0	2	(ND) 7-11	1-0
5/2	vs. Kansas	*1.2	1	1	1	3	2	0	0	2	(ND) 4-9	1-0

Tyler McAlister

Date	Opponent	IP	H	R	ER	BB	SO	WP	BK	HBP	Score	Record
2/18	vs. Texas Southern	*5.0	6	3	3	2	2	0	0	2	(ND) 6-5	0-0
3/7	vs. Oklahoma State	*4.1	4	5	1	2	9	0	0	0	(ND) 8-10	0-0
3/13	vs. Oral Roberts	*3.2	4	2	2	4	2	0	0	1	(ND) 6-5	0-0
3/21	vs. Murray State	*2.2	4	3	3	2	4	0	0	1	(ND) 5-4	0-0

Matt Russell

Date	Opponent	IP	H	R	ER	BB	SO	WP	BK	HBP	Score	Record
4/21	vs. Illinois State	*5.0	4	3	3	1	5	1	0	0	(W) 12-3	1-0

Logan Wiley

Date	Opponent	IP	H	R	ER	BB	SO	WP	BK	HBP	Score	Record
3/14	vs. Iowa	*5.2	5	3	3	4	7	4	0	0	(W) 8-3	2-2
3/25	vs. CSUN	*7.0	5	2	2	0	3	0	0	2	(W) 8-2	3-2
3/31	at Indiana State	*4.0	8	6	6	0	3	0	0	1	(L) 6-4	3-3
4/8	vs. Evansville	*6.0	3	0	0	0	9	0	0	0	(W) 11-4	4-3
4/21	vs. Illinois State	*7.1	5	3	1	1	3	0	0	0	(W) 6-3	5-3
4/28	at Bradley	*6.0	7	2	1	2	7	1	0	0	(L) 0-2	5-4
5/5	at Valparaiso	*7.0	5	2	2	2	7	0	0	1	(W) 6-4	6-4

* game started

STARTER SUPPORT

Player	Starts	Runs	Runs/Start	Club Record	Quality Starts
Russell	2	18	9.0	2-0	0
Knight	8	55	6.9	4-4	1
McAlister	4	25	6.3	3-1	0
Wiley	7	43	6.1	5-2	5
Buckner	11	63	5.7	7-4	3
Coleman	12	66	5.5	9-3	7

*Quality start = at least 6 IP, allowing 3 ER or less

STARTER/BULLPEN BREAKDOWN

Pitching	W-L	ERA	IP	H	ER	BB	SO	HR	B/Avg.
Starters	18-8	4.30	224.0	187	107	118	224	20	.227
Bullpen	12-6	3.68	166.1	144	68	74	145	11	.234
Total	30-14	4.04	390.1	331	175	192	369	31	.230

MISSOURI STATE BASEBALL

Games 45-47 | MISSOURI STATE BEARS (30-14, 13-2 MVC) vs. SOUTHERN ILLINOIS SALUKIS (25-23, 8-7 MVC) | May 11-13 | Springfield, Mo. | Hammons Field (8,000) | KBFL AM/FM

MULTI-HIT GAMES

Name	2	3	4	5+	Total
Jeremy Eierman	13	4	0	0	17
Drew Millas	10	4	3	0	17
Hunter Steinmetz	12	3	0	0	15
Jack Duffy	9	1	0	0	10
Ben Whetstone	7	1	1	0	9
Matt Brown	6	0	0	0	6
John Privitera	3	2	0	0	5
Logan Geha	3	0	0	0	3
Landan Ruff	2	0	0	0	2
Brooks Zimmerman	0	1	0	0	1
Jordan Fitzpatrick	1	0	0	0	1
Ryan Skalnik	0	0	1	0	1
Team	66	16	5	0	87

CAREER MULTI-HIT GAMES

Name	2	3	4	5+	Total
Hunter Steinmetz	48	14	0	0	62
Jeremy Eierman	38	11	4	1	54
Drew Millas	17	6	3	0	26
Jack Duffy	14	4	0	0	18
John Privitera	7	2	0	0	9
Ben Whetstone	7	1	1	0	9
Matt Brown	6	0	0	0	6
Logan Geha	5	0	0	0	5
Landan Ruff	5	0	0	0	5
Brooks Zimmerman	0	1	0	0	1
Ryan Skalnik	0	0	1	0	1
Jordan Fitzpatrick	1	0	0	0	1
Team	148	39	9	1	197

MULTI-RBI GAMES

Name	2	3	4	5+	Total
Drew Millas	9	5	2	0	16
Hunter Steinmetz	7	0	1	0	8
Jeremy Eierman	5	2	0	1	8
Ben Whetstone	6	1	0	0	7
Matt Brown	4	2	0	0	6
Jack Duffy	4	2	0	0	6
Logan Geha	2	0	0	0	2
John Privitera	0	2	0	0	2
Landan Ruff	1	1	0	0	2
Sam Faith	1	0	0	0	1
Jordan Fitzpatrick	0	1	0	0	1
Ryan Skalnik	1	0	0	0	1
Brooks Zimmerman	1	0	0	0	1
Team	41	16	3	1	61

CAREER MULTI-RBI GAMES

Name	2	3	4	5+	Total
Jeremy Eierman	23	11	6	3	43
Hunter Steinmetz	20	6	1	0	27
Drew Millas	13	6	2	0	21
Matt Brown	5	2	0	0	7
Ben Whetstone	6	1	0	0	7
Jack Duffy	6	3	0	0	9
Landan Ruff	3	2	0	0	5
Logan Geha	4	1	0	0	5
John Privitera	0	2	1	0	3
Ryan Skalnik	1	1	0	0	2
Sam Faith	1	0	0	0	1
Jordan Fitzpatrick	0	1	0	0	1
Brooks Zimmerman	1	0	0	0	1
Team	83	36	10	3	132

GAME-WINNING RBI

Name	'15	'16	'17	'18	Total
Jeremy Eierman	--	3	7	6	16
Hunter Steinmetz	--	3	2	1	6
Drew Millas	--	--	2	4	6
Ben Whetstone	--	--	0	4	4
Jack Duffy	--	--	1	3	4
Logan Geha	--	--	1	2	3
Matt Brown	--	--	0	2	2
Jordan Fitzpatrick	--	--	--	2	2
John Privitera	--	--	0	2	2
Landan Ruff	0	0	2	0	2
Brooks Zimmerman	--	--	--	2	2
Ryan Skalnik	--	--	1	0	1
Team	0	6	16	28	50

HOME RUN TRACKER

No.	Player (No.)	Opp. (Date)	On Base	Inn.	Outs.	Pitcher (T)
1.	Jack Duffy (1)	Texas Southern (2/16)	0	5	1	Furlong (L)
2.	Brooks Zimmerman (1)	Lamar (2/16)	0	2	0	Campbell (R)
3.	Ben Whetstone (1)	Texas Southern (2/18)	0	2	0	Boykins (R)
4.	Jeremy Eierman (1)	ECU (3/3)	0	9	0	Lanier (R)
5.	Hunter Steinmetz (1)	Oklahoma State (3/7)	2	1	1	Leeper (R)
6.	Ben Whetstone (2)	Arkansas State (3/9)	0	2	1	Welsh (R)
7.	Matt Brown (1)	Arkansas State (3/9)	1	2	1	Welsh (R)
8.	Ben Whetstone (3)	Arkansas State (3/9)	1	3	2	Welsh (R)
9.	Matt Brown (2)	Arkansas State (3/9)	0	4	0	Welsh (R)
10.	Landan Ruff (1)	Arkansas State (3/10)	0	3	1	Lee (L)
11.	Ben Whetstone (4)	Arkansas State (3/11)	0	8	1	Ritter (R)
12.	Drew Millas (1)	Oral Roberts (3/13)	2	7	2	Townsend (R)
13.	Jeremy Eierman (2)	Iowa (3/14)	1	1	0	Dreyer (L)
14.	Landan Ruff (2)	Iowa (3/14)	0	4	0	Wallace (L)
15.	Jeremy Eierman (3)	Seton Hall (3/17)	0	1	1	Politi (R)
16.	Sam Faith (1)	Seton Hall (3/17)	1	8	0	Lutz (R)
17.	Drew Millas (2)	CSUN (3/24)	1	1	1	Moore (L)
18.	Jeremy Eierman (4)	CSUN (3/25)	2	3	1	Acosta (R)
19.	Jeremy Eierman (5)	CSUN (3/25)	3	4	2	Acosta (R)
20.	Matt Brown (3)	Indiana State (3/30)	0	7	0	Polley (L)
21.	Hunter Steinmetz (2)	Indiana State (3/31)	1	7	0	Ames (R)
22.	Ben Whetstone (5)	Evansville (4/8)	0	7	1	Reeder (L)
23.	Matt Brown (4)	Oregon State (4/14)	0	2	0	Fehmel (R)
24.	Matt Brown (5)	Illinois State (4/20)	0	4	2	Headrick (L)
25.	Drew Millas (3)	Illinois State (4/21)	2	7	0	Johnson (L)
26.	Jeremy Eierman (6)	Illinois State (4/21)	1	2	2	Walker (L)
27.	Matt Brown (6)	Illinois State (4/21)	1	2	2	Walker (L)
28.	Landan Ruff (3)	Illinois State (4/21)	1	3	1	Walker (L)
29.	Drew Millas (4)	Illinois State (4/21)	0	6	0	Seby (L)
30.	Ben Whetstone (6)	Missouri (4/24)	1	1	2	Sharp (R)
31.	Jeremy Eierman (7)	Bradley (4/29)	1	5	1	Lund (R)
32.	Matt Brown (7)	Bradley (4/29)	1	6	2	Gosswein (L)
33.	Ben Whetstone (7)	Kansas (5/2)	0	4	0	Ulane (R)
34.	Drew Millas (5)	Kansas (5/2)	1	8	1	Cyr (R)
35.	Drew Millas (6)	Valparaiso (5/5)	2	5	1	Ferketic (R)
36.	Jordan Fitzpatrick (1)	Valparaiso (5/6)	1	6	1	Gordon (R)
37.	Jack Duffy (2)	Valparaiso (5/6)	2	8	1	Van Lanen (R)

HOME RUN BREAKDOWN

Home	21	1 Out	16	3rd inning	4
Road	10	2 Outs	8	4th inning	5
Neutral	6	Solo	16	5th inning	3
vs. RHP	23	Two-run	14	6th inning	3
vs. LHP	14	Three-run	6	7th inning	5
vs. MVC	14	Grand slam	1	8th inning	4
vs. Non-MVC	23	1st inning	5	9th inning	1
0 Outs	13	2nd inning	7	Extra innings	0


HOME RUN BREAKDOWN

Player	Left Line	Left	Left Center	Center	Right Center	Right	Right Line
Matt Brown	0	2	4	0	1	0	0
Jeremy Eierman	1	2	2	1	1	0	0
Jack Duffy	0	1	0	0	0	1	0
Landan Ruff	1	0	2	0	0	0	0
Hunter Steinmetz	0	0	0	1	0	1	0
Ben Whetstone	0	0	0	0	2	5	0
Brooks Zimmerman	1	0	0	0	0	0	0
Drew Millas	1	0	2	0	0	2	1
Sam Faith	0	0	0	0	0	1	0
Jordan Fitzpatrick	0	0	0	0	0	1	0
Total	4	5	10	2	4	11	1

MISSOURI STATE BASEBALL

Games 45-47 | MISSOURI STATE BEARS (30-14, 13-2 MVC) vs. SOUTHERN ILLINOIS SALUKIS (25-23, 8-7 MVC) | May 11-13 | Springfield, Mo. | Hammons Field (8,000) | KBFL AM/FM

RETIRED NUMBERS



Bill Rowe

On Saturday, May 8, 2004, former head baseball coach and director of athletics **Bill Rowe** became the first person in the 48-year history of the MSU baseball program to have his number retired.

Rowe guided the baseball Bears as head coach for 19 years from the start of the program in 1964 through its final season in NCAA Division II in 1982. He led the Bears to a 394-230-1 record and four Division II College World Series appearances. Under Rowe, the Bears finished as national runners-up in 1969 and finished third nationally in 1970 (just the sixth and seventh years of the program). As athletic director, Rowe guided the Bears from

Division II to Division I and saw the Bears change leagues from the MIAA and Mid-Continent Conferences to a current membership in the Missouri Valley Conference.

The retirement ceremony for Rowe's jersey was held prior to the Bears' doubleheader against Illinois State.

The indoor practice facility at Hammons Field also bears Rowe's name as of January 30, 2010.



Ryan Howard

On Dec. 18, 2010, Missouri State retired the No. 6 jersey of former Bear and 2006 National League Most Valuable Player **Ryan Howard** at JQH Arena.

A St. Louis native who played at Missouri State from 1999-2001, Howard finished his collegiate career with 50 home runs, 183 RBIs and a .335 career average in 172 games. He was the 1999 Missouri Valley Conference Freshman of the Year and MSU's A.E. "Ted" Willis Most Valuable Player in 2000.

Since being drafted by Philadelphia in the fifth round of the 2001 draft, Howard has enjoyed a standout professional career. His long list of accomplishments as a member of

the Phillies includes 2005 National League Rookie of the Year, 2006 NL MVP, 2006 Home Run Derby champion, 2008 World Series champion, 2009 NLCS MVP and three All-Star selections.

Howard debuted with the Phillies in 2004, accumulating a career batting average of .258 with 382 homers and 1,194 RBIs in 1,572 MLB games over 13 seasons.



BEARS IN THE BIGS

- Scott Bailes
- Mark Bailey
- Buddy Baumann* (San Diego Padres)
- Scott Carroll
- Matt Cepicky
- Ross Detwiler
- Bart Evans
- Jeff Gray
- Jason Hart
- Ryan Howard
- Pierce Johnson* (San Francisco Giants)
- Mike Kickham
- Shaun Marcum
- Bill Mueller
- Matt Palmer
- John Rheinecker
- Brett Sinkbeil
- Luke Voit* (St. Louis Cardinals)
- Brad Ziegler* (Miami Marlins)

BEARS MISCELLANEOUS

Home.....	14-6	When scoring 3-5 runs.....	9-3
Away.....	11-7	When scoring 6-9 runs.....	13-4
Neutral.....	5-1	When scoring 10+ runs.....	8-0
Day games.....	25-9	When opponent scores 0-2 runs.....	12-2
Night games.....	5-5	When opponent scores 3-5 runs.....	17-2
On turf.....	2-0	When opponent scores 6-9 runs.....	1-6
On turf infield/grass outfield.....	6-4	When opponent scores 10+ runs.....	0-4
On grass.....	22-10	Shutouts.....	1-3
Wearing black jersey/maroon hat.....	0-1	Missouri State scores first.....	19-6
Wearing black jersey/white hat.....	0-1	Opponent scores first.....	11-8
Wearing maroon jersey/maroon hat.....	2-1	Missouri State scores in first inning.....	10-4
Wearing maroon jersey/camo hat.....	1-0	Opponent scores in first inning.....	9-6
Wearing maroon jersey/white hat.....	3-1	Leading after six.....	21-2
Wearing MoState jersey/maroon hat.....	11-4	Trailing after six.....	6-10
Wearing MoState jersey/white panel hat.....	2-1	Tied after six.....	3-2
Wearing white jersey/maroon hat.....	4-2	Leading after seven.....	22-0
Wearing white jersey/white hat.....	1-1	Trailing after seven.....	4-13
Wearing camo jersey/maroon hat.....	4-0	Tied after seven.....	3-1
Wearing gray jersey/maroon hat.....	2-2	Leading after eight.....	25-0
In Texas.....	3-1	Trailing after eight.....	2-13
In Arkansas.....	1-2	Tied after eight.....	2-1
In Oklahoma.....	1-1	Out-hit opponents.....	21-2
In North Carolina.....	2-1	Out-hit by opponents.....	6-11
In Missouri.....	15-7	Matching hits.....	3-1
In Kansas.....	1-0	On Monday.....	0-0
In Indiana.....	5-1	On Tuesday.....	3-3
In Illinois.....	2-1	On Wednesday.....	2-2
Doubleheaders.....	6-4	On Thursday.....	0-0
Extra innings.....	2-1	On Friday.....	10-2
vs. Ranked teams.....	3-5	On Saturday.....	7-6
vs. Unranked teams.....	27-9	On Sunday.....	8-1
vs. Starting LHP.....	10-7	In February.....	4-2
vs. Starting RHP.....	20-7	In March.....	15-5
One-run games.....	11-1	In April.....	8-6
Two-run games.....	2-5	In May.....	3-1
Five+ run games.....	13-5	Last 5 games.....	4-1
When scoring 0-2 runs.....	0-7	Last 10 games.....	7-3

SINGLE-GAME HIGHS

Batting.....	Individual.....	Team.....
At Bats.....	6, Hunter Steinmetz vs. Oklahoma State (3/7).....	41 at Indiana State (3/30)
Runs.....	6, Jeremy Eierman vs. Evansville (4/8).....	14 vs. Seton Hall (3/17)
Hits.....	4, Jeremy Eierman vs. Seton Hall (3/17).....	4 vs. Seton Hall (3/17)
.....	4, Hunter Steinmetz at Bradley (4/29).....	15 vs. Illinois State (4/21)
.....	4, Ben Whetstone vs. Texas Southern (2/18).....
.....	4, Drew Millas (3 times).....
.....	4, Ryan Skalkin vs. Illinois State (4/21).....
Doubles.....	2, (6 times).....	4 vs. Southeast Missouri State (3/20)
.....	4 vs. Evansville (4/8)
.....	4 vs. Oregon State (4/14)
.....	4 at Bradley (4/29)
Triples.....	1, (10 times).....	2, at Kansas (3/27)
Home Runs.....	2, Matt Brown vs. Arkansas State (3/9).....	4 vs. Arkansas State (3/9)
.....	2, Ben Whetstone vs. Arkansas State (3/9).....	4 vs. Illinois State (4/21)
.....	2, Jeremy Eierman vs. CSUN (3/25).....
Runs Batted In.....	7, Jeremy Eierman vs. CSUN (3/25).....	14 vs. Seton Hall (3/17)
Total Bases.....	8, Ben Whetstone vs. Arkansas State (3/9).....	30 vs. Illinois State (4/21)
.....	8, Matt Brown vs. Arkansas State (3/9).....
.....	8, Jeremy Eierman vs. CSUN (3/25).....
Stolen Bases.....	2, Jeremy Eierman (6 times).....	4 vs. Oklahoma State (3/7)
.....	2, Ben Whetstone vs. Missouri (4/10).....	4 vs. Evansville (4/8)
.....	2, John Privitera vs. Illinois State (4/20).....
Walks.....	3, (7 times).....	14 vs. Seton Hall (3/17)
.....	14 vs. Southeast Missouri State (3/20)
Strikeouts.....	3, (15 times).....	14 vs. Oral Roberts (3/13)
.....	14 vs. Missouri (4/10)
Fielding.....	Individual.....	Team.....
Putouts.....	15, Logan Geha vs. Illinois State (4/20).....	33 at Indiana State (3/30)
Assists.....	9, John Privitera at Indiana State (3/31).....	17 vs. Evansville (4/6)
Errors 2, Jordan Fitzpatrick vs. Oklahoma State (3/7).....	4 at Indiana State (3/31)
.....	2, Jeremy Eierman at Indiana State (3/31).....
Double Plays.....	3, Ben Whetstone at Valparaiso (5/6).....	3 at Valparaiso (5/6)
.....	3, John Privitera at Valparaiso (5/6).....
Pitching.....	Individual.....	Team.....
Innings Pitched.....	8.0, Dylan Coleman (2 times).....	11.0 at Indiana State (3/30)
Runs Allowed.....	10, Ty Buckner vs. Oregon State (4/14).....	17 vs. Oregon State (4/13)
Earned Runs Allowed.....	10, Ty Buckner vs. Oregon State (4/14).....	17 vs. Oregon State (4/13)
Hits Allowed.....	8, Logan Wiley at Indiana State (3/31).....	14 (2 times)
Walks.....	7, Dylan Coleman vs. Illinois State (4/20).....	10 vs. Illinois State (4/20)
Strikeouts.....	13, Dylan Coleman at Central Arkansas (2/25).....	16 vs. Illinois State (4/20)

MISSOURI STATE BASEBALL

Games 45-47 | MISSOURI STATE BEARS (30-14, 13-2 MVC) vs. SOUTHERN ILLINOIS SALUKIS (25-23, 8-7 MVC) | May 11-13 | Springfield, Mo. | Hammons Field (8,000) | KBFL AM/FM

SEASON RESULTS

Date	MSU Totals	Opponent	Opp. Totals	W/L	Record	Winner	Loser	Save	Highlights
2/16	8-8-1	vs. Texas Southern [^]	2-11-2	W	1-0	SECHLER (1-0)	Furlong (0-1)	--	Duffy 2-4, HR, 2 R; Sechler 4.1 IP, 3 H, 1 ER, 4 K's
2/16	11-14-1	at Lamar [^]	2-7-1	W	2-0	COLEMAN (1-0)	Campbell (0-1)	--	Coleman 6.0 IP, 3 H, 1 ER, 7 K's; Zimmerman 3-4, HR, Brown 2-3
2/17	0-5-1	at Lamar [^]	8-10-0	L	2-1	Sills (1-0)	BUCKNER (0-1)	Driskill (1)	Witherspoon 4.1 IP, 3 H, 0 ER, 2 K's; Privitera 2-3
2/18	6-10-0	vs. Texas Southern [^]	5-10-1	W	3-1	WILEY (1-0)	Suarez (0-1)	RUSSELL (1)	Whetstone 4-5, HR; Privitera 2-4, 3B, 3 RBIs; Wiley 3.2 IP, 3 K's
2/25	2-0-2	at Central Arkansas	1-4-0	L (10)	3-2	Moyer (1-1)	WILEY (1-1)	--	Coleman 8.0 IP, 2 H, 0 R, 13 K's; UCA walkoff win in 10th
2/25	5-7-2	at Central Arkansas	2-6-0	W	4-2	SCHWAB (1-0)	Davenport (0-1)	WILEY (1)	Steinmetz 2-4, 3B, RBI; Millas 2 RBIs
3/2	3-1-2	vs. St. Joseph's [@]	6-9-2	L	4-3	Brennan (1-1)	WILEY (1-2)	Powles (1)	SJU scores five in 6th, holds MSU to one hit
3/3	7-13-0	at (24) ECU [@]	4-7-1	W	5-3	COLEMAN (2-0)	Agnos (0-1)	RUSSELL (2)	Coleman 7.0 IP, 6 H, 3 ER, 8 K's; Millas 4-4, 2 RBIs
3/4	8-9-1	vs. Pepperdine [@]	7-14-2	W	6-3	LOCHNER (1-0)	Pendergast (0-2)	--	Eierman 2-3, RBI, 2 BB; Duffy 2-run 2B in 8th, 2 OF assists
3/7	8-11-3	Oklahoma State	10-8-2	L	6-4	Aleaziz (1-0)	SECHLER (1-1)	Basso (1)	Steinmetz 3-6, HR, 4 RBI; Eierman 3-5, 2 2B, 2 R, 2 SB
3/9	12-12-1	(30) Arkansas State	4-3-1	W	7-4	COLEMAN (3-0)	Welsh (1-1)	--	Whetstone 2-2, 2 HR, 3 R, 3 RBIs; Brown 2-3, 2 HR, 3 R, 3 RBIs
3/10	1-4-0	(30) Arkansas State	4-7-0	L	7-5	Lee (2-1)	BUCKNER (0-2)	Kutzke (3)	Buckner 6.0 IP, 5 H, 3 ER, 6 K's
3/11	5-5-0	(30) Arkansas State	4-9-2	W	8-5	FROMSON (1-0)	Lannon (0-1)	--	Brown GWRBI on SF in 9th; Whetstone 3rd HR of series
3/13	6-9-1	Oral Roberts	5-10-1	W	9-5	SECHLER (2-1)	Stout (1-1)	--	Millas 3-run HR, 4 RBIs; Eierman 2-4, 2 R, 2 SB
3/14	8-10-0	vs. Iowa ^{\$}	3-8-1	W	10-5	WILEY (2-2)	Dreyer (0-1)	--	Duffy 2-4, RBI; Eierman 2-run HR in 1st; Wiley 5.2 IP, 7 K's
3/17	14-9-1	vs. Seton Hall	2-7-0	W	11-5	BUCKNER (1-2)	Politi (0-4)	--	Millas 3-3, 3 R, 2 BB; Eierman 2-3, HR, 4 R; Buckner 6.0 IP, 4 K's
3/17	2-8-0	at Oklahoma State	4-6-1	L	11-6	Teel (3-0)	COLEMAN (3-1)	Lienhard (1)	Coleman 6.2 IP, 5 K's; Duffy 3-4; OSU scores 4 in 7th
3/20	10-8-1	Southeast Missouri	5-8-2	W	12-6	WITHERSPOON (1-0)	Wade (0-2)	--	Steinmetz 2-3, 2 BB, 2 R, 2 RBIs; Eierman 2-4, 11-G hit streak
3/21	5-5-1	Murray State	4-6-0	W	13-6	SECHLER (3-1)	Whaley (3-2)	--	Zimmerman 2-run 2B in 9th to tie, Millas GWRBI on 1B in 10th
3/23	3-9-1	CSUN	2-6-1	W	14-6	COLEMAN (4-1)	Armstrong (1-1)	SECHLER (1)	Coleman 8.0 IP, 4 H, 1 ER, 11 K's; Whetstone 2-run 1B in 8th
3/24	5-6-0	CSUN	0-4-2	W	15-6	BUCKNER (2-2)	Moore (1-4)	FROMSON (1)	Millas 2-run HR; Steinmetz 2 RBIs; Buckner 5.2 scoreless IP
3/25	8-10-0	CSUN	2-5-0	W	16-6	WILEY (3-2)	Acosta (3-4)	--	Eierman 2 HR, 7 RBIs; Wiley 7.0 IP, 5 H, 2 ER, 3 K's
3/27	12-12-2	at Kansas	2-5-2	W	17-6	KNIGHT (1-0)	Hander (0-1)	--	Eierman 2-4, 3B, 3 RBIs, 2 SB; Knight 7.0 IP, 3 H, 2 ER, 4 K's
3/30	4-7-1	at Indiana State [*]	3-5-0	W	18-6	COLEMAN (5-1)	Ward (4-2)	SECHLER (2)	Steinmetz, Duffy 2-hit games; Coleman 6.2 IP, 4 H, 7 K's
3/30	5-8-1	at Indiana State [*]	4-4-1	W	19-6	SECHLER (4-1)	Larrison (1-1)	--	Sechler 3.1 IP, 1 H, 1 ER, 3 K's; Whetstone 2-5, GWRBI in 11th
3/31	4-5-4	at Indiana State [*]	6-10-0	L	19-7	Ames (2-0)	WILEY (3-3)	Grauer (1)	Lochner 4.0 IP, 2 H, 0 ER; Privitera 3-4, RBI; Steinmetz 2-run HR
4/6	6-9-0	Evansville [*]	5-7-1	W	20-7	FROMSON (2-0)	Allinger (1-3)	--	Brown 1-2, BB, 2 R; Millas 1-3, 2 RBIs; Fromson 3.0 SHO IP
4/7	8-11-0	Evansville [*]	2-4-1	W	21-7	BUCKNER (3-2)	BURKE (0-3)	RUSSELL (3)	Millas 3-5; Whetstone 3-5, 2 R, 2 RBIs; Russell 4.0 IP, 3 H, 0 R
4/8	11-11-2	Evansville [*]	4-11-2	W	22-7	WILEY (4-3)	Horstmeier (1-3)	--	Millas 2-4, 3 RBIs; Geha 2-3, 3 R; Wiley 6.0 IP, 3 H, 0 R, 9 K's
4/10	6-10-2	(28) Missouri	8-10-0	L	22-8	Gubelman (1-0)	FROMSON (2-1)	--	Steinmetz 2-4, 3 R, RBI; Whetstone 2-5, 2 SB
4/13	6-11-0	(7) Oregon State	17-14-2	L	22-9	Heimlich (8-1)	COLEMAN (5-2)	--	Bears yield Hammons Field record 17 runs to No. 7 Beavers
4/14	2-8-1	(7) Oregon State	10-10-1	L	22-10	Gambrell (4-1)	BUCKNER (3-3)	--	OSU scores 10 in first two innings to sweep series
4/17	7-10-1	at (3) Arkansas	11-12-0	L	22-11	Ramage (1-1)	FROMSON (2-2)	Reindl (2)	U of A homers twice, scores 5 in 5th to overcome four-run deficit
4/20	4-4-1	Illinois State [*]	2-5-1	W	23-11	COLEMAN (6-2)	Headrick (1-6)	SECHLER (3)	Brown 2-3, RBI; Coleman 6.0 IP, 5 H, 11 K's
4/21	6-11-2	Illinois State [*]	3-5-0	W	24-11	WILEY (5-3)	Johnson (2-2)	SECHLER (4)	Millas 2-3, 4 RBIs, 3-run HR to break tie in 7th
4/22	12-15-1	Illinois State [*]	3-5-0	W	25-11	RUSSELL (1-0)	Walker (4-1)	--	Russell 5.0 IP, 4 H, 5 K's for first win; Skalnik 4-4, 3 R
4/24	2-6-0	at Missouri	8-13-0	L	25-12	Sharp (4-0)	BUCKNER (3-4)	--	Whetstone 2-run HR in 1st; MU scores eight unanswered
4/27	5-9-1	at Bradley [*]	4-6-0	W	26-12	COLEMAN (7-2)	Cook (4-4)	LOCHNER (1)	Millas 3-5, RBI; Geha 3-run 3B; Coleman 7.0 IP, 9 K's
4/28	0-5-3	at Bradley [*]	2-7-0	L	26-13	Janssen (4-0)	WILEY (5-4)	Johnson (4)	Wiley 6.0 IP, 1 ER, 7 K's; Millas 2-4
4/29	13-11-0	at Bradley [*]	2-1-4	W	27-13	BUCKNER (4-4)	Lund (5-2)	--	Buckner 7.0 IP (CG), 1 H, 2 ER, 6 K's; Eierman 3-4, 4 RBIs
5/2	4-4-0	Kansas	9-12-0	L	27-14	Ulane (1-2)	SCHWAB (1-1)	--	Steinmetz 2-3, RBI; Millas 2-run HR
5/4	6-8-1	at Valparaiso [*]	5-6-1	W	28-14	BUCKNER (5-4)	Joslyn (0-1)	SECHLER (5)	Bears overcome 4-run deficit; Millas 2-4; Buckner 4.2 hitless inn.
5/5	6-9-0	at Valparaiso [*]	4-7-1	W	29-14	WILEY (6-4)	Ferketic (4-5)	--	Wiley 7.0 IP, 5 H, 2 ER, 7 K's; Millas 3-4, 3-run HR; Duffy 2-4, 2 RBIs
5/6	6-10-1	at Valparaiso [*]	2-7-2	W	30-14	SECHLER (5-1)	Gordon (2-5)	--	Privitera 3-5; Fitzpatrick 2-4, 3 RBIs, 1st HR; Duffy 3 RBIs
5/11		Southern Illinois [*]							
5/12		Southern Illinois [*]							
5/13		Southern Illinois [*]							
5/17		at DBU [*]							
5/18		at DBU [*]							
5/19		at DBU [*]							

* Missouri Valley Conference game; ^ at Cardinal Classic (Beaumont, Texas); @ at Keith LeClair Classic (Greenville, N.C.); \$ at KC Urban Youth Academy (Kansas City, Mo.)

Record Breakdown: 30-14 overall, 17-12 non-conference; 13-2 MVC; 11-7 away; 14-6 home; 5-1 neutral; 4-2 February; 15-5 March; 8-6 April; 3-1 May; 24-9 day games; 5-5 night games; longest winning streak - 8; longest losing streak - 4.

MISSOURI STATE BASEBALL

Games 45-47 | MISSOURI STATE BEARS (30-14, 13-2 MVC) vs. SOUTHERN ILLINOIS SALUKIS (25-23, 8-7 MVC) | May 11-13 | Springfield, Mo. | Hammons Field (8,000) | KBFL AM/FM

OVERALL BATTING-FIELDING STATISTICS

Record: 30-14 Home: 14-6 Away: 11-7 Neutral: 5-1 MVC: 13-2

Player	avg	gp-gs	ab	r	h	2b	3b	hr	rbi	tb	slg%	bb	hp	so	gdp	ob%	sf	sh	sb-att	po	a	e	fld%	
Millas,Drew	.355	44-44	166	26	59	12	2	6	50	93	.560	26	1	31	10	.437	4	0	3-4	98	13	1	.991	
Steinmetz,Hunter	.309	43-43	162	41	50	11	2	2	30	71	.438	28	5	37	1	.421	2	3	8-8	100	1	1	.990	
Eierman,Jeremy	.299	44-44	177	39	53	16	2	7	38	94	.531	21	7	38	4	.391	2	0	19-22	68	100	9	.949	
Duffy,Jack	.268	44-41	157	20	42	9	1	2	23	59	.376	11	5	31	3	.335	0	5	0-2	76	4	1	.988	
Whetstone,Ben	.258	44-44	159	24	41	5	0	7	25	67	.421	27	5	37	1	.378	2	0	5-5	364	24	4	.990	
Privitera,John	.236	44-44	144	29	34	5	1	0	16	41	.285	34	3	36	1	.390	1	3	11-13	64	109	5	.972	
Brown,Matt	.224	44-41	125	27	28	6	0	7	26	55	.440	25	14	47	3	.404	2	1	0-1	19	58	8	.906	
Geha,Logan	.179	35-31	95	19	17	3	1	0	9	22	.232	11	4	36	1	.291	0	6	1-2	253	35	4	.986	

Fitzpatrick,Jordan	.217	30-9	46	8	10	2	0	1	7	15	.326	6	0	12	0	.308	0	0	0-0	13	1	3	.824	
Skalnik,Ryan	.205	20-8	39	8	8	3	0	0	3	11	.282	8	3	8	1	.373	1	0	2-2	3	1	0	1.000	
Ruff,Landan	.186	43-27	70	17	13	2	1	3	11	26	.371	18	5	28	2	.383	1	5	1-2	53	2	1	.982	
Zimmerman,Brooks	.175	29-15	57	6	10	2	0	1	5	15	.263	4	2	22	1	.250	1	1	0-0	34	0	2	.944	
Faith,Sam	.121	22-5	33	6	4	1	0	1	3	8	.242	2	1	13	0	.194	0	2	1-1	2	11	1	.929	
McGuire,Max	.000	4-0	3	0	0	0	0	0	0	0	.000	0	0	3	0	.000	0	0	0-0	1	1	0	1.000	
Briggs,Michael	.000	4-0	3	0	0	0	0	0	0	0	.000	0	0	3	0	.000	0	0	0-0	0	1	0	1.000	
Sechler,Connor	.000	1-0	1	0	0	0	0	0	0	0	.000	0	0	0	0	.000	0	0	0-0	3	8	0	1.000	
Totals	.257	44	1437	270	369	77	10	37	246	577	.402	221	55	382	28	.373	16	26	51-62	1171	417	43	.974	
Opponents	.230	44	1440	202	331	66	4	31	184	498	.346	192	55	369	30	.342	5	29	41-52	1146	326	41	.973	

OVERALL PITCHING STATISTICS

(All games Sorted by Earned run avg)

Player	era	w-l	app	gs	cg	sho	sv	ip	h	r	er	bb	so	2b	3b	hr	b/avg	wp	hp	bk	sfa	sha		
Wiley,Logan	3.29	6-4	18	7	0	0/0	1	63.0	59	29	23	14	60	8	0	3	.242	10	6	0	1	3		
Coleman,Dylan	4.08	7-2	13	12	0	0/0	0	75.0	53	36	34	43	91	9	0	6	.201	10	7	0	1	6		
Buckner,Ty	4.08	5-4	12	11	1	0/1	0	57.1	42	32	26	36	46	7	1	5	.202	5	5	0	0	2		

Sechler,Connor	2.75	5-1	22	0	0	0/0	5	39.1	25	12	12	15	44	5	1	2	.181	3	12	1	0	4		
Lochner,Jake	3.38	1-0	14	0	0	0/0	1	16.0	12	7	6	10	15	4	0	1	.226	0	1	0	0	4		
Witherspoon,Nate	3.47	1-0	17	0	0	0/0	0	23.1	26	11	9	8	19	6	0	3	.286	2	2	0	1	3		
Fromson,Jake	3.50	2-2	11	0	0	0/1	1	18.0	16	7	7	4	7	4	1	1	.246	1	3	1	1	2		
Gibbs,Zach	3.60	0-0	4	0	0	0/0	0	5.0	6	5	2	4	1	3	0	0	.286	1	0	0	0	0		
Schwab,Davis	3.71	1-1	11	0	0	0/0	0	17.0	16	9	7	8	13	4	1	0	.242	5	2	1	1	0		
Russell,Matt	4.88	1-0	18	2	0	0/0	3	27.2	24	15	15	14	26	5	0	3	.233	3	3	0	0	1		
Knight,Austin	5.81	1-0	8	8	0	0/0	0	31.0	31	21	20	23	28	6	0	3	.265	4	10	0	0	2		
McAlister,Tyler	7.02	0-0	5	4	0	0/0	0	16.2	19	17	13	13	19	4	0	4	.292	0	4	0	0	2		
Dame,Hunter	9.00	0-0	1	0	0	0/0	0	1.0	2	1	1	0	0	1	0	0	.400	0	0	0	0	0		
Totals	4.04	30-14	44	44	1	1/1	11	390.1	331	202	175	192	369	66	4	31	.230	44	55	3	5	29		
Opponents	5.65	14-30	44	44	2	3/3	8	382.0	369	270	240	221	382	77	10	37	.257	39	55	9	16	26		

MISSOURI STATE BASEBALL

Games 45-47 | MISSOURI STATE BEARS (30-14, 13-2 MVC) vs. SOUTHERN ILLINOIS SALUKIS (25-23, 8-7 MVC) | May 11-13 | Springfield, Mo. | Hammons Field (8,000) | KBFL AM/FM

MVC ONLY BATTING-FIELDING STATISTICS

Record: 13-2 Home: 6-0 Away: 7-2 MVC: 13-2

Player	avg	gp-gs	ab	r	h	2b	3b	hr	rbi	tb	slg%	bb	hp	so	gdp	ob%	sf	sh	sb-att	po	a	e	fld%	
Millas,Drew	.373	15-15	59	12	22	6	1	3	17	39	.661	9	0	10	2	.449	1	0	2-3	38	6	0	1.000	
Steinmetz,Hunter	.314	14-14	51	16	16	4	1	1	9	25	.490	12	2	7	0	.462	0	1	2-2	33	0	1	.971	
Privitera,John	.311	15-15	45	8	14	2	0	0	8	16	.356	12	0	12	0	.448	1	2	7-8	20	40	2	.968	
Whetstone,Ben	.283	15-15	53	10	15	2	0	1	6	20	.377	11	2	11	0	.424	0	0	0-0	129	5	3	.978	
Duffy,Jack	.268	15-13	56	5	15	2	0	1	9	20	.357	2	1	8	1	.305	0	3	0-1	26	0	0	1.000	
Brown,Matt	.264	15-15	53	10	14	2	0	4	14	28	.528	7	5	15	1	.394	1	0	0-1	5	26	3	.912	
Eierman,Jeremy	.262	15-15	61	11	16	4	0	2	15	26	.426	4	3	12	0	.329	2	0	5-7	19	32	6	.895	

Skalnik,Ryan	.250	8-5	20	4	5	3	0	0	1	8	.400	3	0	4	0	.333	1	0	0-0	0	0	0	.000	
Fitzpatrick,Jordan	.222	10-3	18	4	4	1	0	1	3	8	.444	2	0	3	0	.300	0	0	0-0	9	1	0	1.000	
Geha,Logan	.214	11-9	28	6	6	3	1	0	3	11	.393	4	0	9	0	.313	0	2	0-0	79	11	2	.978	
Ruff,Landan	.172	15-11	29	9	5	1	0	1	3	9	.310	11	4	10	2	.455	0	2	1-1	22	1	1	.958	
Faith,Sam	.125	4-1	8	1	1	0	0	0	0	1	.125	0	0	3	0	.125	0	0	0-0	1	3	0	1.000	
Zimmerman,Brooks	.000	8-4	10	0	0	0	0	0	0	0	.000	0	0	6	0	.000	0	1	0-0	9	0	0	1.000	
McGuire,Max	.000	2-0	1	0	0	0	0	0	0	0	.000	0	0	1	0	.000	0	0	0-0	1	1	0	1.000	
Sechler,Connor	.000	1-0	1	0	0	0	0	0	0	0	.000	0	0	0	0	.000	0	0	0-0	1	2	0	1.000	
Briggs,Michael	.000	1-0	0	0	0	0	0	0	0	0	.000	0	0	0	0	.000	0	0	0-0	0	0	0	.000	
Totals	.270	15	493	96	133	30	3	14	88	211	.428	77	17	111	6	.383	6	11	17-23	399	144	18	.968	
Opponents	.190	15	473	51	90	16	2	6	47	128	.271	57	17	127	8	.298	3	10	10-13	387	108	14	.972	

MVC ONLY PITCHING STATISTICS

(MVC games only Sorted by Earned run avg)

Player	era	w-l	app	gs	cg	sho	sv	ip	h	r	er	bb	so	2b	3b	hr	b/avg	wp	hp	bk	sfa	sha
Sechler,Connor	1.65	2-0	9	0	0	0/0	4	16.1	7	3	3	7	18	1	0	1	.123	3	5	0	0	1
Buckner,Ty	2.08	3-0	4	3	1	0/0	0	21.2	3	6	5	14	19	1	1	0	.046	0	2	0	0	2
Wiley,Logan	2.97	3-2	5	5	0	0/0	0	30.1	28	13	10	5	29	5	0	0	.235	1	1	0	0	1
Coleman,Dylan	5.59	3-0	6	5	0	0/0	0	29.0	26	19	18	20	36	4	0	4	.243	4	6	0	1	3

Fromson,Jake	0.00	1-0	4	0	0	0/0	0	5.1	2	0	0	2	2	0	0	0	.125	0	0	0	1	1
Gibbs,Zach	0.00	0-0	1	0	0	0/0	0	1.0	0	0	0	0	0	0	0	0	.000	0	0	0	0	0
Lochner,Jake	1.35	0-0	5	0	0	0/0	1	6.2	4	1	1	3	6	1	0	0	.182	0	0	0	0	1
Witherspoon,Nate	1.93	0-0	3	0	0	0/0	0	4.2	5	2	1	1	5	1	0	0	.263	2	0	0	0	1
Russell,Matt	2.25	1-0	4	2	0	0/0	1	12.0	9	3	3	2	7	2	0	1	.214	2	3	0	0	0
Schwab,Davis	4.50	0-0	4	0	0	0/0	0	6.0	6	4	3	3	5	1	1	0	.261	0	0	1	1	0
Totals	2.98	13-2	15	15	1	0/0	6	133.0	90	51	44	57	127	16	2	6	.190	12	17	1	3	10
Opponents	5.86	2-13	15	15	1	1/1	2	129.0	133	96	84	77	111	30	3	14	.270	9	17	1	6	11

MISSOURI STATE BASEBALL

Games 45-47 | MISSOURI STATE BEARS (30-14, 13-2 MVC) vs. SOUTHERN ILLINOIS SALUKIS (25-23, 8-7 MVC) | May 11-13 | Springfield, Mo. | Hammons Field (8,000) | KBFL AM/FM

HOME BATTING-FIELDING STATISTICS

Record: 14-6 Home: 14-6 Away: 0-0 MVC: 6-0

Player	avg	gp-gs	ab	r	h	2b	3b	hr	rbi	tb	slg%	bb	hp	so	gdp	ob%	sf	sh	sb-att	po	a	e	fld%	
Eierman,Jeremy	.388	20-20	85	23	33	11	1	3	20	55	.647	7	3	15	0	.453	0	0	11-12	30	43	4	.948	
Steinmetz,Hunter	.333	20-20	81	21	27	6	1	1	16	38	.469	12	1	21	0	.426	0	2	3-3	45	0	0	1.000	
Millas,Drew	.316	20-20	76	12	24	4	1	5	32	45	.592	13	1	17	2	.413	2	0	2-3	46	6	1	.981	
Brown,Matt	.276	20-19	58	13	16	2	0	5	15	33	.569	15	5	24	1	.450	2	0	0-0	8	31	3	.929	
Whetstone,Ben	.271	20-20	70	12	19	2	0	5	14	36	.514	12	1	13	1	.381	1	0	4-4	174	6	2	.989	
Duffy,Jack	.209	20-18	67	7	14	3	0	0	4	17	.254	7	2	18	1	.303	0	2	0-0	40	0	0	1.000	
Geha,Logan	.208	17-15	48	9	10	3	0	0	1	13	.271	5	0	14	0	.283	0	3	1-1	120	14	1	.993	
Privitera,John	.190	20-20	63	12	12	2	0	0	6	14	.222	15	0	16	1	.342	1	1	8-8	26	49	1	.987	

Skalnik,Ryan	.417	8-3	12	6	5	2	0	0	0	7	.583	7	1	1	1	.650	0	0	1-1	2	1	0	1.000	
Zimmerman,Brooks	.227	14-5	22	2	5	2	0	0	3	7	.318	1	1	9	1	.280	1	1	0-0	17	0	0	1.000	
Ruff,Landan	.161	20-14	31	9	5	0	1	2	6	13	.419	8	4	14	1	.386	1	1	1-1	21	1	0	1.000	
Fitzpatrick,Jordan	.111	14-4	18	1	2	0	0	0	3	2	.111	5	0	6	0	.304	0	0	0-0	5	0	3	.625	
Faith,Sam	.071	9-2	14	1	1	0	0	0	0	1	.071	1	0	9	0	.133	0	1	1-1	0	3	0	1.000	
Briggs,Michael	.000	2-0	1	0	0	0	0	0	0	0	.000	0	0	1	0	.000	0	0	0-0	0	0	0	.000	
McGuire,Max	.000	2-0	1	0	0	0	0	0	0	0	.000	0	0	1	0	.000	0	0	0-0	1	1	0	1.000	
Totals	.267	20	647	128	173	37	4	21	120	281	.434	108	19	179	9	.384	8	11	32-34	543	180	17	.977	
Opponents	.222	20	670	103	149	29	1	20	93	240	.358	85	23	179	10	.329	2	14	15-20	504	141	19	.971	

HOME PITCHING STATISTICS

(Home games Sorted by Earned run avg)

Player	era	w-l	app	gs	cg	sho	sv	ip	h	r	er	bb	so	2b	3b	hr	b/avg	wp	hp	bk	sfa	sha
Wiley,Logan	1.61	3-0	7	3	0	0/0	0	28.0	18	7	5	2	25	0	0	2	.176	3	3	0	1	0
Coleman,Dylan	4.15	3-1	5	5	0	0/0	0	30.1	21	16	14	17	39	2	0	3	.198	5	2	0	0	3

Fromson,Jake	2.84	2-1	6	0	0	0/1	1	12.2	9	4	4	2	5	3	0	0	.205	1	3	1	0	1
Sechler,Connor	3.00	2-1	10	0	0	0/0	3	15.0	9	5	5	6	22	0	1	1	.164	1	4	0	0	1
Russell,Matt	3.26	1-0	8	1	0	0/0	1	19.1	12	7	7	6	20	3	0	2	.174	2	0	0	0	1
Lochner,Jake	3.60	0-0	5	0	0	0/0	0	5.0	3	3	2	4	6	1	0	0	.188	0	1	0	0	2
Witherspoon,Nate	4.50	1-0	10	0	0	0/0	0	14.0	19	8	7	4	11	4	0	2	.339	2	0	0	0	2
Gibbs,Zach	4.50	0-0	3	0	0	0/0	0	4.0	5	5	2	3	1	3	0	0	.294	1	0	0	0	0
Schwab,Davis	4.70	0-1	5	0	0	0/0	0	7.2	7	5	4	5	3	2	0	0	.241	2	1	0	1	0
Buckner,Ty	7.36	2-2	4	4	0	0/1	0	18.1	16	15	15	14	17	3	0	4	.232	1	2	0	0	1
McAlister,Tyler	7.71	0-0	4	3	0	0/0	0	11.2	13	14	10	11	17	3	0	4	.271	0	2	0	0	1
Knight,Austin	7.80	0-0	4	4	0	0/0	0	15.0	17	14	13	11	13	5	0	2	.288	3	5	0	0	2
Totals	4.38	14-6	20	20	0	1/1	5	181.0	149	103	88	85	179	29	1	20	.222	21	23	1	2	14
Opponents	6.32	6-14	20	20	1	0/0	2	168.0	173	128	118	108	179	37	4	21	.267	17	19	5	8	11

MISSOURI STATE BASEBALL

Games 45-47 | MISSOURI STATE BEARS (30-14, 13-2 MVC) vs. SOUTHERN ILLINOIS SALUKIS (25-23, 8-7 MVC) | May 11-13 | Springfield, Mo. | Hammons Field (8,000) | KBFL AM/FM

ROAD BATTING-FIELDING STATISTICS

Record: 11-7 Home: 0-0 Away: 11-7 MVC: 7-2

Player	avg	gp-gs	ab	r	h	2b	3b	hr	rbi	tb	slg%	bb	hp	so	gdp	ob%	sf	sh	sb-att	po	a	e	fld%	
Millas,Drew	.347	18-18	72	9	25	6	1	1	13	36	.500	7	0	11	6	.400	1	0	1-1	46	7	0	1.000	
Steinmetz,Hunter	.328	17-17	61	14	20	4	1	1	11	29	.475	11	1	9	1	.432	1	1	3-3	41	0	1	.976	
Duffy,Jack	.309	18-17	68	8	21	4	1	1	12	30	.441	2	2	10	1	.347	0	2	0-2	23	2	1	.962	
Privitera,John	.281	18-18	57	13	16	3	0	0	6	19	.333	15	2	16	0	.446	0	1	3-4	27	47	4	.949	
Whetstone,Ben	.239	18-18	67	9	16	2	0	1	6	21	.313	10	2	20	0	.354	0	0	0-0	147	12	2	.988	
Eierman,Jeremy	.197	18-18	71	9	14	5	1	2	14	27	.380	6	3	17	2	.280	2	0	4-5	29	43	4	.947	
Brown,Matt	.193	18-17	57	12	11	3	0	2	8	20	.351	5	7	17	1	.333	0	0	0-1	6	23	4	.879	

Fitzpatrick,Jordan	.273	12-3	22	6	6	2	0	1	4	11	.500	1	0	4	0	.304	0	0	0-0	8	1	0	1.000	
Ruff,Landan	.214	18-11	28	4	6	2	0	0	3	8	.286	9	1	8	1	.421	0	4	0-1	26	1	1	.964	
Zimmerman,Brooks	.208	10-7	24	3	5	0	0	1	2	8	.333	1	1	8	0	.269	0	0	0-0	9	0	0	1.000	
Geha,Logan	.147	13-11	34	5	5	0	1	0	5	7	.206	3	1	16	1	.237	0	1	0-1	92	16	3	.973	
Faith,Sam	.125	9-2	16	2	2	1	0	0	1	3	.188	0	0	4	0	.125	0	0	0-0	2	3	1	.833	
Skalnik,Ryan	.087	10-5	23	1	2	1	0	0	1	3	.130	1	0	5	0	.120	1	0	1-1	1	0	0	1.000	
McGuire,Max	.000	2-0	2	0	0	0	0	0	0	0	.000	0	0	2	0	.000	0	0	0-0	0	0	0	.000	
Briggs,Michael	.000	1-0	1	0	0	0	0	0	0	0	.000	0	0	1	0	.000	0	0	0-0	0	1	0	1.000	
Sechler,Connor	.000	1-0	1	0	0	0	0	0	0	0	.000	0	0	0	0	.000	0	0	0-0	2	3	0	1.000	
Totals	.247	18	604	95	149	33	5	10	86	222	.368	71	20	148	13	.343	5	9	12-19	469	177	21	.969	
Opponents	.218	18	563	74	123	29	3	10	69	188	.334	82	25	145	15	.342	3	13	20-24	489	141	14	.978	

ROAD PITCHING STATISTICS

(Away games Sorted by Earned run avg)

Player	era	w-l	app	gs	cg	sho	sv	ip	h	r	er	bb	so	2b	3b	hr	b/avg	wp	hp	bk	sfa	sha
Buckner,Ty	3.21	2-2	6	5	1	0/0	0	28.0	14	14	10	19	23	3	1	1	.144	4	2	0	0	1
Coleman,Dylan	4.03	4-1	8	7	0	0/0	0	44.2	32	20	20	26	52	7	0	3	.203	5	5	0	1	3
Wiley,Logan	4.12	1-3	7	3	0	0/0	1	24.0	25	12	11	6	23	6	0	0	.266	1	2	0	0	2

Witherspoon,Nate	1.93	0-0	7	0	0	0/0	0	9.1	7	3	2	4	8	2	0	1	.200	0	2	0	1	1
Schwab,Davis	2.70	1-0	4	0	0	0/0	0	6.2	6	2	2	3	8	1	1	0	.231	2	1	1	0	0
Sechler,Connor	2.87	2-0	8	0	0	0/0	2	15.2	10	5	5	6	13	3	0	1	.196	2	8	0	0	3
Lochner,Jake	3.38	0-0	8	0	0	0/0	1	10.2	9	4	4	6	9	3	0	1	.250	0	0	0	0	2
Knight,Austin	6.14	1-0	2	2	0	0/0	0	7.1	4	5	5	7	5	1	0	1	.167	1	2	0	0	0
Russell,Matt	7.50	0-0	7	1	0	0/0	1	6.0	9	5	5	3	3	2	0	1	.375	0	3	0	0	0
Fromson,Jake	9.00	0-1	4	0	0	0/0	0	3.0	5	3	3	2	1	0	1	1	.385	0	0	0	1	1
Dame,Hunter	9.00	0-0	1	0	0	0/0	0	1.0	2	1	1	0	0	1	0	0	.400	0	0	0	0	0
Totals	3.91	11-7	18	18	1	0/0	5	156.1	123	74	68	82	145	29	3	10	.218	15	25	1	3	13
Opponents	4.47	7-11	18	18	1	3/3	5	163.0	149	95	81	71	148	33	5	10	.247	15	20	0	5	9

MISSOURI STATE BASEBALL

Games 45-47 | MISSOURI STATE BEARS (30-14, 13-2 MVC) vs. SOUTHERN ILLINOIS SALUKIS (25-23, 8-7 MVC) | May 11-13 | Springfield, Mo. | Hammons Field (8,000) | KBFL AM/FM

NEUTRAL BATTING-FIELDING STATISTICS

Record: 5-1 Home: 0-0 Away: 0-0 Neutral: 5-1 MVC: 0-0

Player	avg	gp-gs	ab	r	h	2b	3b	hr	rbi	tb	slg%	bb	hp	so	gdp	ob%	sf	sh	sb-att	po	a	e	fld%	
Millas,Drew	.556	6-6	18	5	10	2	0	0	5	12	.667	6	0	3	2	.640	1	0	0-0	6	0	0	1.000	
Duffy,Jack	.318	6-6	22	5	7	2	0	1	7	12	.545	2	1	3	1	.400	0	1	0-0	13	2	0	1.000	
Eierman,Jeremy	.286	6-6	21	7	6	0	0	2	4	12	.571	8	1	6	2	.500	0	0	4-5	9	14	1	.958	
Whetstone,Ben	.273	6-6	22	3	6	1	0	1	5	10	.455	5	2	4	0	.433	1	0	1-1	43	6	0	1.000	
Privitera,John	.250	6-6	24	4	6	0	1	0	4	8	.333	4	1	4	0	.379	0	1	0-1	11	13	0	1.000	
Geha,Logan	.154	5-5	13	5	2	0	0	0	3	2	.154	3	3	6	0	.421	0	2	0-0	41	5	0	1.000	
Steinmetz,Hunter	.150	6-6	20	6	3	1	0	0	3	4	.200	5	3	7	0	.379	1	0	2-2	14	1	0	1.000	

Fitzpatrick,Jordan	.333	4-2	6	1	2	0	0	0	0	2	.333	0	0	2	0	.333	0	0	0-0	0	0	0	.000	
Faith,Sam	.333	4-1	3	3	1	0	0	1	2	4	1.333	1	1	0	0	.600	0	1	0-0	0	5	0	1.000	
Skalnik,Ryan	.250	2-0	4	1	1	0	0	0	2	1	.250	0	2	2	0	.500	0	0	0-0	0	0	0	.000	
Ruff,Landan	.182	5-2	11	4	2	0	0	1	2	5	.455	1	0	6	0	.250	0	0	0-0	6	0	0	1.000	
Brown,Matt	.100	6-5	10	2	1	1	0	0	3	2	.200	5	2	6	1	.471	0	1	0-0	5	4	1	.900	
Zimmerman,Brooks	.000	5-3	11	1	0	0	0	0	0	0	.000	2	0	5	0	.154	0	0	0-0	8	0	2	.800	
Briggs,Michael	.000	1-0	1	0	0	0	0	0	0	0	.000	0	0	1	0	.000	0	0	0-0	0	0	0	.000	
Totals	.253	6	186	47	47	7	1	6	40	74	.398	42	16	55	6	.425	3	6	7-9	159	60	5	.978	
Opponents	.285	6	207	25	59	8	0	1	22	70	.338	25	7	45	5	.381	0	2	6-8	153	44	8	.961	

NEUTRAL PITCHING STATISTICS

(Neutral site games Sorted by Earned run avg)

Player	era	w-l	app	gs	cg	sho	sv	ip	h	r	er	bb	so	2b	3b	hr	b/avg	wp	hp	bk	sfa	sha
Buckner,Ty	0.82	1-0	2	2	0	0/0	0	11.0	12	3	1	3	6	1	0	0	.286	0	1	0	0	0
Knight,Austin	2.08	0-0	2	2	0	0/0	0	8.2	10	2	2	5	10	0	0	0	.294	0	3	0	0	0
Sechler,Connor	2.08	1-0	4	0	0	0/0	0	8.2	6	2	2	3	9	2	0	0	.188	0	0	1	0	0
Wiley,Logan	5.73	2-1	4	1	0	0/0	0	11.0	16	10	7	6	12	2	0	1	.333	6	1	0	0	1

Fromson,Jake	0.00	0-0	1	0	0	0/0	0	2.1	2	0	0	0	1	1	0	0	.250	0	0	0	0	0
Gibbs,Zach	0.00	0-0	1	0	0	0/0	0	1.0	1	0	0	1	0	0	0	0	.250	0	0	0	0	0
Lochner,Jake	0.00	1-0	1	0	0	0/0	0	0.1	0	0	0	0	0	0	0	0	.000	0	0	0	0	0
Schwab,Davis	3.38	0-0	2	0	0	0/0	0	2.2	3	2	1	0	2	1	0	0	.273	1	0	0	0	0
McAlister,Tyler	5.40	0-0	1	1	0	0/0	0	5.0	6	3	3	2	2	1	0	0	.353	0	2	0	0	1
Russell,Matt	11.57	0-0	3	0	0	0/0	1	2.1	3	3	3	5	3	0	0	0	.300	1	0	0	0	0
Totals	3.23	5-1	6	6	0	0/0	1	53.0	59	25	19	25	45	8	0	1	.285	8	7	1	0	2
Opponents	7.24	1-5	6	6	0	0/0	1	51.0	47	47	41	42	55	7	1	6	.253	7	16	4	3	6

MISSOURI STATE BASEBALL

Games 45-47 | MISSOURI STATE BEARS (30-14, 13-2 MVC) vs. SOUTHERN ILLINOIS SALUKIS (25-23, 8-7 MVC) | May 11-13 | Springfield, Mo. | Hammons Field (8,000) | KBFL AM/FM

GAME-BY-GAME LINEUPS

Date	Opponent	1st	2nd	3rd	4th	5th	6th	7th	8th	9th
Feb. 16	vs. Texas Southern	Privitera	Steinmetz	Eierman	Zimmerman	Millas	Whetstone	Geha	Brown	Duffy
Feb. 16	at Lamar	Privitera	Steinmetz	Eierman	Millas	Zimmerman	Whetstone	Geha	Duffy	Brown
Feb. 17	at Lamar	Privitera	Steinmetz	Eierman	Zimmerman	Millas	Geha	Duffy	Whetstone	Brown
Feb. 18	vs. Texas Southern	Privitera	Steinmetz	Eierman	Whetstone	Millas	Duffy	Fitzpatrick	Geha	Faith
Feb. 25	at Central Arkansas	Privitera	Steinmetz	Eierman	Whetstone	Millas	Zimmerman	Duffy	Geha	Brown
Feb. 25	at Central Arkansas	Privitera	Steinmetz	Eierman	Whetstone	Millas	Zimmerman	Duffy	Geha	Brown
March 2	vs. St. Joseph's	Privitera	Steinmetz	Eierman	Whetstone	Millas	Duffy	Zimmerman	Geha	Brown
March 3	at ECU	Privitera	Eierman	Millas	Whetstone	Faith	Steinmetz	Duffy	Geha	Ruff
March 4	vs. Pepperdine	Privitera	Eierman	Millas	Whetstone	Steinmetz	Geha	Duffy	Brown	Ruff
March 7	Oklahoma State	Privitera	Eierman	Millas	Duffy	Steinmetz	Whetstone	Fitzpatrick	Geha	Ruff
March 9	Arkansas State	Privitera	Eierman	Millas	Steinmetz	Duffy	Whetstone	Geha	Brown	Ruff
March 10	Arkansas State	Privitera	Eierman	Millas	Zimmerman	Whetstone	Steinmetz	Geha	Brown	Ruff
March 11	Arkansas State	Privitera	Eierman	Millas	Whetstone	Steinmetz	Geha	Duffy	Brown	Ruff
March 13	Oral Roberts	Privitera	Eierman	Millas	Whetstone	Steinmetz	Geha	Brown	Duffy	Ruff
March 14	vs. Iowa	Privitera	Eierman	Millas	Whetstone	Steinmetz	Brown	Duffy	Geha	Ruff
March 17	vs. Seton Hall	Privitera	Eierman	Millas	Whetstone	Steinmetz	Duffy	Brown	Millas	Zimmerman
March 17	at Oklahoma State	Privitera	Eierman	Millas	Whetstone	Brown	Steinmetz	Geha	Duffy	Ruff
March 20	Southeast Missouri	Privitera	Eierman	Millas	Whetstone	Brown	Duffy	Steinmetz	Faith	Ruff
March 21	Murray State	Steinmetz	Eierman	Millas	Whetstone	Duffy	Brown	Fitzpatrick	Geha	Privitera
March 23	CSUN	Steinmetz	Eierman	Millas	Whetstone	Duffy	Brown	Fitzpatrick	Geha	Privitera
March 24	CSUN	Steinmetz	Eierman	Millas	Zimmerman	Skalnik	Whetstone	Brown	Duffy	Privitera
March 25	CSUN	Steinmetz	Eierman	Millas	Whetstone	Duffy	Zimmerman	Brown	Geha	Privitera
March 27	at Kansas	Steinmetz	Eierman	Millas	Whetstone	Duffy	Zimmerman	Fitzpatrick	Brown	Privitera
March 30	at Indiana State	Steinmetz	Eierman	Millas	Whetstone	Fitzpatrick	Duffy	Brown	Geha	Privitera
March 30	at Indiana State	Steinmetz	Eierman	Millas	Zimmerman	Skalnik	Brown	Whetstone	Duffy	Privitera
March 31	at Indiana State	Steinmetz	Eierman	Millas	Zimmerman	Skalnik	Brown	Whetstone	Ruff	Privitera
April 6	Evansville	Steinmetz	Eierman	Millas	Whetstone	Zimmerman	Brown	Duffy	Geha	Privitera
April 7	Evansville	Steinmetz	Eierman	Millas	Whetstone	Duffy	Brown	Faith	Fitzpatrick	Privitera
April 8	Evansville	Steinmetz	Eierman	Millas	Whetstone	Brown	Duffy	Geha	Ruff	Privitera
April 10	Missouri	Steinmetz	Eierman	Millas	Brown	Whetstone	Geha	Duffy	Ruff	Privitera
April 13	Oregon State	Steinmetz	Eierman	Millas	Whetstone	Brown	Duffy	Geha	Ruff	Privitera
April 14	Oregon State	Steinmetz	Eierman	Millas	Whetstone	Brown	Duffy	Geha	Ruff	Privitera
April 17	at Arkansas	Steinmetz	Eierman	Millas	Whetstone	Brown	Duffy	Ruff	Faith	Privitera
April 20	Illinois State	Steinmetz	Eierman	Millas	Brown	Whetstone	Geha	Ruff	Duffy	Privitera
April 21	Illinois State	Steinmetz	Eierman	Millas	Whetstone	Brown	Duffy	Privitera	Ruff	Geha
April 21	Illinois State	Steinmetz	Eierman	Millas	Brown	Whetstone	Skalnik	Zimmerman	Ruff	Privitera
April 24	at Missouri	Steinmetz	Eierman	Millas	Whetstone	Brown	Duffy	Skalnik	Privitera	Ruff
April 27	at Bradley	Steinmetz	Eierman	Millas	Brown	Whetstone	Ruff	Duffy	Privitera	Geha
April 28	at Bradley	Steinmetz	Eierman	Millas	Whetstone	Brown	Duffy	Ruff	Privitera	Geha
April 29	at Bradley	Steinmetz	Eierman	Millas	Whetstone	Duffy	Brown	Privitera	Ruff	Skalnik
May 2	Kansas	Steinmetz	Eierman	Millas	Whetstone	Brown	Duffy	Skalnik	Ruff	Privitera
May 4	at Valparaiso	Steinmetz	Eierman	Millas	Whetstone	Duffy	Brown	Geha	Ruff	Privitera
May 5	at Valparaiso	Steinmetz	Eierman	Millas	Whetstone	Duffy	Brown	Ruff	Geha	Privitera
May 6	at Valparaiso	Privitera	Eierman	Millas	Whetstone	Fitzpatrick	Skalnik	Duffy	Brown	Ruff
May 11	Southern Illinois									
May 12	Southern Illinois									
May 13	Southern Illinois									
May 17	at DBU									
May 18	at DBU									
May 19	at DBU									

Bold indicates home game

MISSOURI STATE BASEBALL

Games 45-47 | MISSOURI STATE BEARS (30-14, 13-2 MVC) vs. SOUTHERN ILLINOIS SALUKIS (25-23, 8-7 MVC) | May 11-13 | Springfield, Mo. | Hammons Field (8,000) | KBFL AM/FM

GAME-BY-GAME DEFENSIVE LINEUPS

Date	Opponent	P	C	1B	2B	3B	SS	LF	CF	RF	DH
Feb. 16	vs. Texas Southern	Knight	Geha	Whetstone	Privitera	Brown	Eierman	Zimmerman	Steinmetz	Duffy	Millas
Feb. 16	at Lamar	Coleman	Geha	Whetstone	Privitera	Brown	Eierman	Zimmerman	Steinmetz	Duffy	Millas
Feb. 17	at Lamar	Buckner	Geha	Whetstone	Privitera	Brown	Eierman	Zimmerman	Steinmetz	Duffy	Millas
Feb. 18	vs. Texas Southern	McAlister	Geha	Whetstone	Privitera	Faith	Eierman	Fitzpatrick	Steinmetz	Duffy	Millas
Feb. 25	at Central Arkansas	Coleman	Geha	Whetstone	Privitera	Brown	Eierman	Zimmerman	Steinmetz	Duffy	Millas
Feb. 25	at Central Arkansas	Buckner	Geha	Whetstone	Privitera	Brown	Eierman	Zimmerman	Steinmetz	Duffy	Millas
March 2	vs. St. Joseph's	Knight	Geha	Whetstone	Privitera	Brown	Eierman	Zimmerman	Steinmetz	Duffy	Millas
March 3	at ECU	Coleman	Geha	Whetstone	Privitera	Faith	Eierman	Ruff	Steinmetz	Duffy	Millas
March 4	vs. Pepperdine	Buckner	Geha	Whetstone	Privitera	Brown	Eierman	Ruff	Steinmetz	Duffy	Millas
March 7	Oklahoma State	McAlister	Geha	Whetstone	Privitera	Fitzpatrick	Eierman	Ruff	Steinmetz	Duffy	Millas
March 9	Arkansas State	Coleman	Geha	Whetstone	Privitera	Brown	Eierman	Ruff	Steinmetz	Duffy	Millas
March 10	Arkansas State	Buckner	Geha	Whetstone	Privitera	Brown	Eierman	Ruff	Steinmetz	Zimmerman	Millas
March 11	Arkansas State	Knight	Geha	Whetstone	Privitera	Brown	Eierman	Ruff	Steinmetz	Duffy	Millas
March 13	Oral Roberts	McAlister	Geha	Whetstone	Privitera	Brown	Eierman	Ruff	Steinmetz	Duffy	Millas
March 14	vs. Iowa	Wiley	Geha	Whetstone	Privitera	Brown	Eierman	Ruff	Steinmetz	Duffy	Millas
March 17	vs. Seton Hall	Buckner	Millas	Whetstone	Privitera	Brown	Eierman	Zimmerman	Steinmetz	Duffy	Fitzpatrick
March 17	at Oklahoma State	Coleman	Geha	Whetstone	Privitera	Brown	Eierman	Ruff	Steinmetz	Duffy	Millas
March 20	Southeast Missouri	Knight	Millas	Whetstone	Privitera	Brown	Eierman	Ruff	Steinmetz	Duffy	Faith
March 21	Murray State	McAlister	Geha	Whetstone	Privitera	Brown	Eierman	Fitzpatrick	Steinmetz	Duffy	Millas
March 23	CSUN	Coleman	Geha	Whetstone	Privitera	Brown	Eierman	Fitzpatrick	Steinmetz	Duffy	Millas
March 24	CSUN	Buckner	Millas	Whetstone	Privitera	Brown	Eierman	Zimmerman	Steinmetz	Duffy	Skalnik
March 25	CSUN	Wiley	Geha	Whetstone	Privitera	Brown	Eierman	Zimmerman	Steinmetz	Duffy	Millas
March 27	at Kansas	Knight	Millas	Whetstone	Privitera	Brown	Eierman	Zimmerman	Steinmetz	Duffy	Fitzpatrick
March 30	at Indiana State	Coleman	Geha	Whetstone	Privitera	Brown	Eierman	Fitzpatrick	Steinmetz	Duffy	Millas
March 30	at Indiana State	Buckner	Millas	Whetstone	Privitera	Brown	Eierman	Zimmerman	Steinmetz	Duffy	Skalnik
March 31	at Indiana State	Wiley	Millas	Whetstone	Privitera	Brown	Eierman	Zimmerman	Steinmetz	Ruff	Skalnik
April 6	Evansville	Coleman	Geha	Whetstone	Privitera	Brown	Eierman	Zimmerman	Steinmetz	Duffy	Millas
April 7	Evansville	Buckner	Millas	Whetstone	Privitera	Brown	Eierman	Fitzpatrick	Steinmetz	Duffy	Faith
April 8	Evansville	Wiley	Geha	Whetstone	Privitera	Brown	Eierman	Ruff	Steinmetz	Duffy	Millas
April 10	Missouri	Knight	Millas	Whetstone	Privitera	Brown	Eierman	Ruff	Steinmetz	Duffy	Geha
April 13	Oregon State	Coleman	Geha	Whetstone	Privitera	Brown	Eierman	Ruff	Steinmetz	Duffy	Millas
April 14	Oregon State	Buckner	Millas	Whetstone	Privitera	Brown	Eierman	Ruff	Steinmetz	Duffy	Geha
April 17	at Arkansas	Knight	Millas	Whetstone	Privitera	Brown	Eierman	Ruff	Steinmetz	Duffy	Faith
April 20	Illinois State	Coleman	Geha	Whetstone	Privitera	Brown	Eierman	Ruff	Steinmetz	Duffy	Millas
April 21	Illinois State	Wiley	Geha	Whetstone	Privitera	Brown	Eierman	Ruff	Steinmetz	Duffy	Millas
April 21	Illinois State	Russell	Millas	Whetstone	Privitera	Brown	Eierman	Ruff	Steinmetz	Zimmerman	Skalnik
April 24	at Missouri	Buckner	Millas	Whetstone	Privitera	Brown	Eierman	Ruff	Steinmetz	Duffy	Skalnik
April 27	at Bradley	Coleman	Geha	Whetstone	Privitera	Brown	Eierman	Ruff	Steinmetz	Duffy	Millas
April 28	at Bradley	Wiley	Geha	Whetstone	Privitera	Brown	Eierman	Ruff	Steinmetz	Duffy	Millas
April 29	at Bradley	Buckner	Millas	Whetstone	Privitera	Brown	Eierman	Ruff	Steinmetz	Duffy	Skalnik
May 2	Kansas	Knight	Millas	Whetstone	Privitera	Brown	Eierman	Ruff	Steinmetz	Duffy	Skalnik
May 4	at Valparaiso	Coleman	Geha	Whetstone	Privitera	Brown	Eierman	Ruff	Steinmetz	Duffy	Millas
May 5	at Valparaiso	Wiley	Geha	Whetstone	Privitera	Brown	Eierman	Ruff	Steinmetz	Duffy	Millas
May 6	at Valparaiso	Russell	Millas	Whetstone	Privitera	Brown	Eierman	Fitzpatrick	Steinmetz	Ruff	Skalnik
May 11	Southern Illinois										
May 12	Southern Illinois										
May 13	Southern Illinois										
May 17	at DBU										
May 18	at DBU										
May 19	at DBU										

Bold indicates home game

MISSOURI STATE BASEBALL

Games 45-47 | MISSOURI STATE BEARS (30-14, 13-2 MVC) vs. SOUTHERN ILLINOIS SALUKIS (25-23, 8-7 MVC) | May 11-13 | Springfield, Mo. | Hammons Field (8,000) | KBFL AM/FM

INDIVIDUAL GAME-BY-GAME BATTING (AB-R-H-RBI)

Opponent	Date	#41 Briggs,M	#18 Brown,M	#23 Duffy,J	#11 Eierman,J	#26 Faith,S	#17 Fitzpatrick,J	#4 Geha,L	#12 McGuire,M	#24 Millas,D	#32 Privitera,J	#31 Ruff,L	#14 Sechler,C	#5 Skalnik,R	#7 Steinmetz,H	#45 Whetstone,
Texas Southern	Feb 16	4-0-0-0	4-2-2-1	5-1-1-0	3-1-1-2	2-1-1-1	4-0-1-0	0-1-0-0	4-1-1-1	3-0-1-2
Lamar	Feb 16	3-2-2-1	4-1-1-0	5-1-1-2	1-0-1-1	1-0-0-0	3-2-1-0	1-0-0-0	4-0-1-2	3-3-1-1	1-0-0-0	1-0-0-0	4-1-2-1	4-0-1-0
Lamar	Feb 17	2-0-0-0	3-0-0-0	4-0-0-0	1-0-0-0	1-0-0-0	3-0-0-0	3-0-1-0	3-0-2-0	Def	4-0-0-0	3-0-1-0
Texas Southern	Feb 18	0-0-0-0	3-0-1-0	3-0-0-0	1-1-0-0	3-0-1-0	1-2-0-0	4-0-2-0	4-1-2-3	1-1-0-0	2-0-0-1	5-1-4-1
Central Arkansas	Feb 25	2-0-0-0	4-0-1-0	3-0-0-0	Def	1-0-0-0	2-0-0-0	4-0-0-0	2-0-0-0	Def	4-0-0-0	4-0-1-0
Central Arkansas	Feb 25	4-1-1-0	4-0-1-1	3-1-1-0	4-0-0-0	4-0-1-2	5-1-1-1	0-1-0-0	4-1-2-1	3-0-0-0
Saint Joseph's	Mar 02	2-0-0-0	4-0-0-0	3-1-0-0	0-0-0-0	1-0-0-0	2-0-0-0	1-0-1-2	4-0-0-0	1-0-0-0	4-0-0-0	2-2-0-0
ECU	Mar 03	Def	4-1-1-1	5-2-2-1	5-1-0-0	3-0-2-2	4-0-4-2	4-2-1-0	2-0-0-0	0-0-0-0	4-1-2-0	5-0-1-1
Pepperdine	Mar 04	1-0-0-0	4-1-1-2	3-0-2-1	1-1-0-0	1-1-1-0	2-2-0-0	4-0-2-1	4-0-1-1	4-1-1-1	3-2-1-0	4-0-0-0
Oklahoma State	Mar 07	2-0-0-0	3-1-0-0	5-2-3-2	3-0-0-0	4-1-0-0	4-1-2-1	5-1-1-0	3-1-1-1	6-1-3-4	3-0-0-0
Arkansas State	Mar 09	1-0-0-0	3-3-2-3	4-1-1-0	4-3-3-0	1-0-0-0	3-2-1-0	3-0-1-3	4-0-0-0	3-0-0-0	Def	5-0-2-2	2-3-2-3
Arkansas State	Mar 10	3-0-0-0	1-0-0-0	4-0-1-0	0-0-0-0	4-0-0-0	3-0-0-0	3-0-0-0	2-1-1-1	4-0-1-0	4-0-1-0
Arkansas State	Mar 11	3-0-0-1	3-1-1-1	4-1-1-0	3-1-1-0	3-0-0-1	3-1-1-0	2-0-0-0	4-0-0-0	4-1-1-1
Oral Roberts	Mar 13	3-1-1-0	3-0-0-0	4-2-2-0	0-0-0-0	1-1-1-1	4-0-0-0	5-1-2-4	2-0-0-0	2-0-0-0	2-0-1-0	4-0-1-0	3-0-0-0
Iowa	Mar 14	2-2-1-1	4-0-2-1	4-1-1-2	5-0-1-1	4-1-1-0	4-1-1-0	5-1-1-1	3-2-1-0	5-0-1-0
Seton Hall	Mar 17	1-0-0-0	1-0-0-2	3-2-1-3	3-4-2-1	1-1-1-2	1-0-0-0	3-3-3-1	4-2-1-0	1-0-0-0	3-1-1-2	4-1-0-1	3-0-0-2
Oklahoma State	Mar 17	2-0-0-0	4-1-3-0	4-0-1-0	1-0-1-1	4-0-1-0	3-0-0-0	5-0-1-0	2-0-0-0	4-1-0-0	4-0-1-0
Southeast Missouri	Mar 20	1-1-1-0	5-1-1-0	4-1-2-1	2-0-0-0	0-0-0-1	1-1-0-0	4-0-1-2	3-2-0-1	1-0-0-1	1-1-0-0	3-2-2-2	3-1-1-1
Murray State	Mar 21	3-0-0-0	1-0-0-0	4-0-0-0	0-1-0-0	1-0-0-0	4-0-1-0	5-0-1-2	3-2-1-0	1-0-0-0	4-1-1-1	2-1-0-0
Cal State Northridge	Mar 23	4-0-1-0	4-0-1-0	4-1-2-1	3-0-0-0	3-0-1-0	4-0-0-0	3-1-2-0	Def	4-1-1-0	4-0-1-2
Cal State Northridge	Mar 24	3-1-0-0	4-0-0-0	3-1-1-0	4-1-1-2	3-1-1-0	Def	1-1-0-0	4-0-1-2	4-0-1-0
Cal State Northridge	Mar 25	3-1-0-0	4-0-1-0	5-2-2-7	1-0-1-1	3-1-1-0	3-1-0-0	4-0-1-0	Def	4-2-2-0	2-0-1-0
Kansas	Mar 27	1-0-0-0	2-2-0-0	5-1-2-0	4-1-2-3	1-0-0-0	3-2-1-0	Def	1-0-0-0	4-1-1-3	1-2-0-1	1-0-0-0	2-0-1-0	4-1-2-2	5-0-2-1
Indiana State	Mar 30	3-0-1-2	4-1-2-0	4-0-1-2	4-0-0-0	4-0-0-0	4-0-0-0	2-1-0-0	Def	4-1-2-0	3-1-1-0
Indiana State	Mar 30	5-2-2-1	4-0-0-0	5-0-0-0	1-0-0-0	0-1-0-0	5-0-0-0	3-1-1-1	1-0-0-0	5-0-1-0	4-0-2-2	5-1-2-1
Indiana State	Mar 31	3-1-0-0	3-0-1-1	3-0-0-0	2-0-0-0	2-0-0-0	4-1-3-1	0-0-0-0	4-0-0-0	5-1-1-2	3-1-0-0
Evansville	Apr 06	2-2-1-1	3-1-1-0	4-1-2-0	1-0-0-0	2-0-2-0	3-1-1-2	3-0-1-3	1-0-0-0	4-1-0-0	3-0-1-0
Evansville	Apr 07	3-0-1-2	4-1-0-0	5-2-1-0	4-0-1-0	2-0-0-0	5-1-3-1	3-0-1-1	1-0-0-1	4-2-1-0	5-2-3-2
Evansville	Apr 08	3-0-1-1	5-0-0-0	6-1-1-3	3-3-2-0	1-0-0-0	4-0-2-3	2-2-0-0	1-3-1-0	5-1-3-2	3-1-1-1
Mizzou	Apr 10	4-0-1-2	4-1-2-1	5-0-2-1	3-0-0-0	3-0-0-0	1-0-0-0	4-0-1-1	3-1-0-0	1-0-0-0	4-3-2-1	5-1-2-0
Oregon State	Apr 13	2-1-1-0	3-0-2-1	5-1-2-0	Def	Def	4-0-0-1	5-1-4-1	4-0-0-0	1-0-0-0	1-0-0-0	4-2-1-0	4-1-1-2
Oregon State	Apr 13	4-1-2-1	3-0-1-0	5-0-2-1	3-0-0-0	2-0-0-0	1-0-0-0	3-0-0-0	3-0-0-0	1-0-1-0	5-1-2-0	4-0-0-0
Arkansas	Apr 17	5-1-1-1	2-1-1-2	5-0-0-0	4-0-1-0	5-2-4-0	3-0-0-0	4-1-2-3	2-1-1-1	4-1-0-0
Illinois State	Apr 20	3-1-2-1	2-0-0-0	3-1-1-1	4-0-0-0	4-0-0-0	2-1-1-1	3-1-0-0	0-0-0-0	2-0-0-0	2-0-0-0
Illinois State	Apr 21	4-0-1-0	4-0-1-0	4-1-2-1	4-0-1-0	3-2-2-4	3-0-1-0	3-1-0-0	4-2-1-0	4-0-2-1
Illinois State	Apr 21	Def	4-1-1-3	3-0-2-1	5-2-3-2	1-0-0-0	0-0-0-0	Def	3-2-2-3	4-0-1-0	3-2-1-2	4-3-4-0	4-2-1-1	5-0-0-0
Mizzou	Apr 24	3-0-0-0	3-0-0-0	4-1-1-0	1-0-0-0	4-0-1-0	3-0-1-0	1-0-1-0	4-0-0-0	3-0-1-0	4-1-1-2
Bradley	Apr 27	4-0-0-0	4-1-2-0	4-0-1-1	3-2-1-3	5-0-3-1	3-0-0-0	1-1-0-0	5-0-0-0	4-1-2-0
Bradley	Apr 28	4-0-0-0	4-0-1-0	4-0-1-0	2-0-0-0	4-2-0-0	3-0-0-0	3-0-1-0	1-0-0-0	3-0-0-0	3-0-0-0
Bradley	Apr 29	2-2-1-2	3-0-1-0	4-2-3-4	1-1-0-0	1-1-1-0	4-0-2-0	2-0-0-1	4-0-0-0	3-0-0-0	4-4-3-1	5-1-2-1
Kansas	May 02	1-0-0-0	4-0-0-0	2-1-0-0	1-0-0-0	4-1-1-2	3-0-0-0	2-0-0-0	3-1-0-0	3-0-2-1	4-1-1-1
Valparaiso	May 04	4-0-0-1	5-0-1-2	4-0-0-1	0-1-0-0	2-0-0-0	4-1-2-0	3-1-1-0	2-1-2-0	1-0-0-0	2-1-1-1	3-1-1-0
Valparaiso	May 05	5-1-1-0	4-0-2-2	4-1-0-0	3-0-1-0	4-0-0-0	4-2-3-3	3-1-1-0	3-0-0-0	0-0-0-1	1-1-1-0	2-0-0-0
Valparaiso	May 06	4-0-2-0	4-1-1-3	2-0-0-0	2-0-0-0	4-2-2-3	5-1-2-0	5-0-3-0	3-0-0-0	3-1-0-0	3-1-0-0

MISSOURI STATE BASEBALL

Games 45-47 | MISSOURI STATE BEARS (30-14, 13-2 MVC) vs. SOUTHERN ILLINOIS SALUKIS (25-23, 8-7 MVC) | May 11-13 | Springfield, Mo. | Hammons Field (8,000) | KBFL AM/FM

INDIVIDUAL GAME-BY-GAME BATTING (IP-H-R-ER-BB-SO)

Opponent	Date	#36 Buckner,T	#10 Coleman,D	#16 Fromson,J	#40 Gibbs,Z	#29 Knight,A	#21 Lochner,J	#19 McAlister,T	#33 Russell,M	#13 Schwab,D	#14 Sechler,C
Texas Southern	Feb 16	*3.2-7-1-1-2-4	1.0-1-0-0-1-2	4.1-3-1-1-0-4
Lamar	Feb 16	*6.0-3-1-1-3-7
Lamar	Feb 17	*2.1-5-6-4-4-0	1.1-2-2-2-1-2
Texas Southern	Feb 18	*5.0-6-3-3-2-2	0.1-0-0-0-0-0
Central Arkansas	Feb 25	*8.0-2-0-0-3-13	0.0-1-0-0-0-0
Central Arkansas	Feb 25	*4.2-2-1-0-4-3	0.2-1-1-1-2-0	1.1-2-0-0-1-2	2.0-1-0-0-0-1
Saint Joseph's	Mar 02	*5.0-3-1-1-3-6	1.2-0-0-2-3
ECU	Mar 03	*7.0-6-3-3-4-8	1.2-0-0-0-2
Pepperdine	Mar 04	*5.0-7-2-0-1-2	0.1-0-0-0-0-0	1.0-2-3-3-4-1	0.2-2-1-1-0-0	1.2-2-1-1-1-1
Oklahoma State	Mar 07	*4.1-4-5-1-2-9	1.2-3-5-5-3-1
Arkansas State	Mar 09	*7.0-2-1-1-5-6	1.0-0-0-0-0-0	1.0-1-3-0-2-1
Arkansas State	Mar 10	*6.0-5-3-3-2-6
Arkansas State	Mar 11	0.2-0-0-0-0-0	*5.1-7-4-4-2-2	0.0-0-0-0-1-0	3.0-2-0-0-0-6
Oral Roberts	Mar 13	1.0-0-0-0-2-1	*3.2-4-2-2-4-2	1.0-1-2-2-3-3	1.0-0-0-0-2
Iowa	Mar 14	2.1-2-0-0-0-1	1.0-1-0-0-0-1
Seton Hall	Mar 17	*6.0-5-1-1-2-4	1.0-1-0-0-1-0	2.0-1-1-0-0-2
Oklahoma State	Mar 17	*6.2-6-4-4-3-5
Southeast Missouri	Mar 20	*4.2-4-4-4-2-6
Murray State	Mar 21	0.1-1-1-1-0-0-0	*2.2-4-3-3-2-4	4.1-1-0-0-1-6	1.2-0-0-0-0-4
Cal State Northridge	Mar 23	*8.0-4-2-1-1-1-11	1.0-2-0-0-0-0
Cal State Northridge	Mar 24	*5.2-3-0-0-4-5	3.1-1-0-0-1-3
Cal State Northridge	Mar 25	1.0-0-0-0-0-1
Kansas	Mar 27	*7.0-3-2-2-4-4	1.0-1-0-0-1-1	1.0-1-0-0-0-2
Indiana State	Mar 30	*6.2-4-3-3-3-7	0.2-0-0-0-2-0	1.2-1-0-0-0-2
Indiana State	Mar 30	*5.0-1-2-1-4-7	0.1-1-0-0-0-0	1.2-1-1-1-0-1	3.1-1-1-1-2-3
Indiana State	Mar 31	4.0-2-0-0-1-1
Evansville	Apr 06	*6.0-6-5-4-0-6	3.0-1-0-0-0-1
Evansville	Apr 07	*5.0-1-2-2-4-4	4.0-3-0-0-0-1
Evansville	Apr 08
Mizzou	Apr 10	4.1-4-3-3-1-1	*3.1-5-5-4-4-3	0.2-0-0-0-0-0	1.0-3-2-1-0-1	1.0-1-0-0-0-0
Oregon State	Apr 13	*3.1-4-6-6-4-5	2.0-4-2-2-1-0	1.0-1-4-4-3-2	2.0-2-2-2-1-2	3.2-1-0-0-3-0	1.0-0-0-0-0-2
Oregon State	Apr 13	*1.2-7-10-10-4-2	2.2-2-0-0-1-4
Arkansas	Apr 17	0.2-4-3-3-0-0	*0.1-1-3-3-3-1	1.0-0-0-0-1-1	0.2-3-3-3-0-0	0.2-0-0-0-1-0	2.1-0-0-0-2-5
Illinois State	Apr 20	*6.0-5-2-2-7-11	1.1-0-0-0-0-2
Illinois State	Apr 21	0.1-0-0-0-0-1
Illinois State	Apr 21	1.0-0-0-0-0-0	*5.0-4-3-3-1-5
Mizzou	Apr 24	*4.1-5-3-3-1-5	1.0-2-1-1-0-0	0.0-2-1-1-0-0	2.0-3-2-2-1-1
Bradley	Apr 27	*7.0-6-4-4-5-9	0.2-0-0-0-0-2	1.1-0-0-0-1-2
Bradley	Apr 28	1.2-0-0-0-0-1	0.1-0-0-0-0-0
Bradley	Apr 29	*7.0-1-2-2-2-6
Kansas	May 02	0.1-3-1-1-0-0	*1.2-1-1-1-3-2	0.2-0-2-2-1-0	1.1-1-0-0-0-2	2.1-3-3-3-0-2	1.0-1-0-0-1-0
Valparaiso	May 04	4.2-0-0-0-4-2	*2.1-5-5-5-4-2	2.0-1-0-0-1-1
Valparaiso	May 05	2.0-2-2-2-0-2
Valparaiso	May 06	1.0-0-0-0-1-1	0.0-1-0-0-0-0	1.1-2-1-1-2-2	*2.2-1-0-0-1-1	2.2-2-1-1-2-3	1.1-1-0-0-1-1

Opponent	Date	#35 Wiley,L	#27 Witherspoon,N
Texas Southern	Feb 16
Lamar	Feb 16	2.0-2-0-0-0-1
Lamar	Feb 17	4.1-3-0-0-0-2
Texas Southern	Feb 18	3.2-4-2-2-0-3
Central Arkansas	Feb 25	1.1-1-1-1-0-1	0.0-0-0-0-1-0
Central Arkansas	Feb 25	0.1-0-0-0-0-1
Saint Joseph's	Mar 02	1.1-6-5-2-2-2
ECU	Mar 03	0.1-1-1-1-1-1
Pepperdine	Mar 04	0.1-1-0-0-0-0
Oklahoma State	Mar 07	2.2-1-0-0-0-4	0.1-0-0-0-2-0
Arkansas State	Mar 09
Arkansas State	Mar 10	2.2-2-1-1-1-5	0.1-0-0-0-0-1
Arkansas State	Mar 11
Oral Roberts	Mar 13	2.1-5-1-1-0-3
Iowa	Mar 14	*5.2-5-3-3-4-7
Seton Hall	Mar 17
Oklahoma State	Mar 17	1.1-0-0-0-0-2
Southeast Missouri	Mar 20	1.1-2-1-1-0-1	3.0-2-0-0-1-1
Murray State	Mar 21	1.0-0-0-0-0-0
Cal State Northridge	Mar 23
Cal State Northridge	Mar 24
Cal State Northridge	Mar 25	*7.0-5-2-2-0-3	1.0-0-0-0-0-1
Kansas	Mar 27
Indiana State	Mar 30
Indiana State	Mar 30	0.2-0-0-0-0-1
Indiana State	Mar 31	*4.0-8-6-6-0-3
Evansville	Apr 06
Evansville	Apr 07
Evansville	Apr 08	*6.0-3-0-0-0-9	1.0-4-2-1-0-1
Mizzou	Apr 10	0.2-1-0-0-0-0
Oregon State	Apr 13	0.2-3-3-3-0-0
Oregon State	Apr 13
Arkansas	Apr 17	3.1-2-1-1-2-3	2.0-2-1-0-1-1
Illinois State	Apr 20
Illinois State	Apr 21	*7.1-5-3-1-1-3
Illinois State	Apr 21	3.0-1-0-0-1-3
Mizzou	Apr 24	0.2-1-1-1-1-1
Bradley	Apr 27
Bradley	Apr 28	*6.0-7-2-1-2-7
Bradley	Apr 29
Kansas	May 02	1.2-3-2-2-0-1
Valparaiso	May 04
Valparaiso	May 05	*7.0-5-2-2-2-7
Valparaiso	May 06

MISSOURI STATE BASEBALL

Games 45-47 | MISSOURI STATE BEARS (30-14, 13-2 MVC) vs. SOUTHERN ILLINOIS SALUKIS (25-23, 8-7 MVC) | May 11-13 | Springfield, Mo. | Hammons Field (8,000) | KBFL AM/FM



BROOKS ZIMMERMAN

1

Junior
OF | R/R | 6-2 | 210
Stillwater, Okla. (Stillwater HS/Cowley Co. CC)

Career Highs

AB:	4	5x, last 3/27/18 at Kansas
R:	2	3/27/18 at Kansas
H:	3	2/16/18 at Lamar
RBI:	2	3/21/18 vs. Murray State
2B:	1	2x, last 3/24/18 vs. CSUN
3B:	NA	NA
HR:	1	2/16/18 at Lamar
SB:	NA	NA
SO:	3	2/25/18 at Central Arkansas
BB:	2	4x, last 3/21/18 vs. Murray State

Game-by-Game

Opponent	Pos	AB	R	H	RBI	2B	3B	HR	BB	SO	CS	HBP	SAC	SF	GDP	K	PO	A	E	Avg
vs Texas Southern	*of	3	1	3	0	0	0	0	1	0	0	0	0	0	0	1	1	0	1	.000
at Lamar	*of	4	1	3	1	0	0	1	0	0	0	0	0	0	0	1	1	0	0	.429
at Lamar	*of	3	0	1	0	0	0	0	0	0	0	0	0	0	0	0	2	0	0	.400
vs Texas Southern	ph	1	0	0	0	0	0	0	0	0	0	0	0	0	0	1	0	0	0	.364
at Central Arkansas-1	*of	4	0	0	0	0	0	0	0	0	0	0	0	0	0	3	0	0	0	.267
at Central Arkansas-2	*of	3	0	0	0	0	0	0	1	0	0	0	0	0	0	0	3	0	0	.222
vs Saint Joseph's	*of	4	0	0	0	0	0	0	0	0	0	0	0	0	0	2	5	0	1	.182
OKLAHOMA STATE	ph/lb	2	0	1	0	0	0	0	0	0	0	0	0	0	0	1	1	0	0	.208
ARKANSAS STATE	ph	0	0	0	1	0	0	0	0	0	0	0	0	0	1	0	0	0	0	.188
ARKANSAS STATE	*of	3	0	0	0	0	0	0	0	0	0	0	0	0	0	1	1	0	0	.185
ORAL ROBERTS	of	1	1	1	0	0	0	0	0	0	0	0	0	0	0	0	0	0	0	.214
vs Seton Hall	*of	3	0	0	0	0	0	0	1	0	0	0	0	0	0	1	2	0	0	.194
SOUTHEAST MISSOU	of	1	0	0	0	0	0	0	0	0	0	0	0	0	1	0	0	0	0	.188
MURRAY STATE	ph/of	2	0	1	2	1	0	0	1	0	0	0	0	0	0	1	1	0	0	.206
CAL STATE NORTHRI	*of	4	0	1	0	1	0	0	0	0	0	0	0	0	1	2	0	0	0	.211
CAL STATE NORTHRI	*of	3	1	1	0	0	0	0	0	0	0	0	0	0	0	0	4	0	0	.220
at Kansas	*of	4	2	1	1	0	0	0	0	0	1	0	0	0	0	1	1	0	0	.222
at Indiana State	*of	3	0	0	0	0	0	0	0	0	0	0	0	0	0	1	1	0	0	.208
at Indiana State	*of	2	0	0	0	0	0	0	0	0	0	0	0	0	0	1	0	0	0	.200
EVANSVILLE	*of	2	0	0	0	0	0	0	0	0	0	0	0	0	0	1	3	0	0	.192
OREGON STATE-1	ph/of	2	0	0	0	0	0	0	0	0	0	0	0	0	0	2	1	0	0	.185
ILLINOIS STATE	lb	0	0	0	0	0	0	0	0	0	0	0	0	1	0	0	0	0	0	.185
ILLINOIS STATE-2	*of	1	0	0	0	0	0	0	0	0	0	0	0	0	0	2	1	0	0	.179
at Bradley	of	1	0	0	0	0	0	0	0	0	0	0	0	0	0	1	1	0	0	.175
KANSAS	of	0	0	0	0	0	0	0	0	0	0	1	0	0	0	0	0	0	0	.175
15gs		57	6	10	5	2	0	1	4	0	0	2	1	1	1	22	34	0	2	.175

Career Totals

Year	AVG	G-GS	AB	R	H	2B	3B	HR	RBI	SLG	BB	SO	OBP	SF	SH	SB-A	FA
2018	.175	29-15	57	6	10	2	0	1	5	.263	4	22	.250	1	1	0-0	.944
Totals	.175	29-15	57	6	10	2	0	1	5	.263	4	22	.250	1	1	0-0	.944



LOGAN GEHA

4

Sophomore
C | R/R | 5-11 | 190
Lee's Summit, Mo. (Lee's Summit West HS)

Career Highs

AB:	5	3/14/18 vs. Iowa
R:	3	2x, last 4/8/18 vs. Evansville
H:	2	5x, last 4/8/18 vs. Evansville
RBI:	3	4/27/18 at Bradley
2B:	2	4/8/18 vs. Evansville
3B:	1	4/27/18 at Bradley
HR:	1	5/13/17 vs. Indiana State
SB:	1	2x, last 3/7/18 vs. Oklahoma State
SO:	3	3x, last 3/30/18 at Indiana State
BB:	2	7x, last 4/8/18 vs. Evansville

Game-by-Game


Opponent	Pos	AB	R	H	RBI	2B	3B	HR	BB	SO	CS	HBP	SAC	SF	GDP	K	PO	A	E	Avg
vs Texas Southern	*c	3	1	1	2	0	0	0	2	0	0	0	0	0	0	1	10	0	0	.333
at Lamar	*c	3	0	0	0	0	0	0	0	0	0	0	0	0	0	1	7	2	0	.333
at Lamar	*c	3	0	0	0	0	0	0	0	0	0	0	0	0	0	1	6	1	0	.222
vs Texas Southern	*c	1	2	0	0	0	0	0	0	0	0	2	1	0	0	1	4	1	0	.200
at Central Arkansas-1	*c	2	0	0	0	0	0	0	0	0	0	0	0	0	0	2	13	1	0	.167
at Central Arkansas-2	*c	4	0	0	0	0	0	0	0	0	0	0	0	0	0	3	6	2	0	.125
vs Saint Joseph's	*c	2	0	0	0	0	0	0	0	0	0	0	0	0	0	1	11	1	0	.111
at ECU	*c	3	0	2	2	0	0	0	0	0	0	1	1	0	0	1	9	4	0	.190
vs Pepperdine	*c	2	2	0	0	0	0	0	1	0	0	0	0	0	0	0	7	0	0	.174
OKLAHOMA STATE	*c	4	1	0	0	0	0	0	1	1	0	0	0	0	0	0	14	0	0	.148
ARKANSAS STATE	*c3b	3	2	1	0	0	0	0	1	0	0	0	0	0	0	1	4	2	0	.167
ARKANSAS STATE	*c	4	0	0	0	0	0	0	0	0	0	0	0	0	0	1	12	0	0	.147
ARKANSAS STATE	*c	3	1	1	0	0	0	0	1	0	0	0	0	0	0	2	8	0	0	.162
ORAL ROBERTS	*c	4	0	0	0	0	0	0	0	0	0	0	0	0	0	2	8	4	1	.146
vs Iowa	*c	5	0	1	1	0	0	0	0	0	0	0	0	0	0	0	3	9	3	.152
at Oklahoma State	*c	4	0	1	0	0	0	0	0	0	0	0	0	0	0	0	2	9	0	.160
SOUTHEAST MISSOU	pr/3b	1	1	0	0	0	0	0	0	0	0	0	0	0	0	0	1	0	0	.157
MURRAY STATE	*c/of	4	0	1	0	0	0	0	0	0	0	0	0	0	0	0	11	1	0	.164
CAL STATE NORTHRI	*c	3	0	1	0	0	0	0	0	0	0	0	0	0	0	0	2	12	0	.172
CAL STATE NORTHRI	*c	3	1	1	0	0	0	0	0	0	0	0	0	0	0	1	0	4	1	.180
at Indiana State	*c	4	0	0	0	0	0	0	0	0	0	0	0	0	0	3	9	3	1	.169
EVANSVILLE	*c	2	0	2	0	1	0	0	0	0	0	0	2	0	0	0	6	3	0	.194
EVANSVILLE	*c	3	3	2	0	2	0	0	2	0	0	0	0	0	0	1	11	1	0	.214
MIZZOU	*dh	1	0	0	0	0	0	0	0	0	0	0	0	0	0	1	0	0	0	.211
OREGON STATE-1	*c	4	0	0	0	0	0	0	0	0	0	0	0	0	0	0	1	9	0	.200
OREGON STATE-2	*dh	1	0	0	0	0	0	0	0	0	0	0	0	0	0	0	0	0	0	.197
ILLINOIS STATE	*c	4	0	0	0	0	0	0	0	0	0	0	0	0	0	2	15	1	0	.188
ILLINOIS STATE-1	*c	4	0	1	0	0	0	0	0	0	0	0	0	0	0	0	5	1	0	.190
at Bradley	*c	3	2	1	3	0	1	0	1	0	0	0	0	0	0	0	12	0	0	.195
at Bradley	*c	2	0	0	0	0	0	0	0	0	0	0	0	0	0	2	7	1	0	.191
at Valparaiso	*c	2	0	0	0	0	0	0	0	0	0	0	0	0	0	0	5	1	1	.187
at Valparaiso	*c	4	0	0	0	0	0	0	0	0	0	0	0	0	0	1	9	0	0	.179
31gs		95	19	17	9	3	1	0	11	1	1	4	6	0	1	36	253	35	4	.179

Career Totals

Year	AVG	G-GS	AB	R	H	2B	3B	HR	RBI	SLG	BB	SO	OBP	SF	SH	SB-A	FA
2017	.203	34-25	64	20	13	3	0	1	10	.297	18	24	.429	1	5	3-4	.985
2018	.179	35-31	95	19	17	3	1	0	9	.232	11	36	.291	0	6	1-2	.986
Totals	.189	69-56	159	39	30	6	1	1	19	.258	29	60	.353	1	11	4-6	.986

MISSOURI STATE BASEBALL


Games 45-47 | MISSOURI STATE BEARS (30-14, 13-2 MVC) vs. SOUTHERN ILLINOIS SALUKIS (25-23, 8-7 MVC) | May 11-13 | Springfield, Mo. | Hammons Field (8,000) | KBFL AM/FM



RYAN SKALNIK

5

Senior
IF | R/R | 6-1 | 195
Owasso, Okla. (Verdigris HS/NW Mississippi CC)



HUNTER STEINMETZ

7

Junior
OF | L/L | 5-9 | 185
Springfield, Mo. (Parkview HS)

Career Highs

AB:	5	3/30/18 at Indiana State
R:	3	4/21/18 vs. Illinois State
H:	4	4/21/18 vs. Illinois State
RBI:	3	2/21/17 at Oral Roberts
2B:	2	4/21/18 vs. Illinois State
3B:	NA	NA
HR:	1	3/4/17 vs. Central Arkansas
SB:	1	2x, last 3/24/18 vs. CSUN
SO:	1	18x, last 5/6/18 at Valparaiso
BB:	3	3/24/18 vs. CSUN

Game-by-Game

Opponent	Pos	AB	R	H	RBI	2B	3B	HR	BB	SB	CS	HBP	SAC	SF	GDP	K	PO	A	E	Avg
at Lamar	ph/1b	1	0	0	0	0	0	0	0	0	0	0	0	0	0	0	1	0	0	.000
vs Saint Joseph's	ph/dh	1	0	0	0	0	0	0	0	0	0	0	0	0	0	0	1	0	0	.000
ORAL ROBERTS	ph/2b	2	0	1	0	0	0	0	0	0	0	0	0	0	0	0	0	0	0	.250
vs Seton Hall	ph/dh	3	1	1	2	0	0	0	0	0	0	0	0	0	0	1	0	0	0	.286
SOUTHEAST MISSOURI	ph/dh	1	1	0	0	0	0	0	2	0	0	0	0	0	0	0	1	0	0	.250
CAL STATE NORTHRI	*dh	1	1	0	0	0	0	0	3	1	0	0	0	0	0	0	0	0	0	.222
at Kansas	ph/dh	2	0	1	0	0	0	0	0	0	0	0	0	0	0	0	0	0	0	.250
at Indiana State	*dh	5	0	1	0	1	0	0	0	0	0	0	0	0	0	1	0	0	0	.273
at Indiana State	*dh	4	0	0	0	0	0	0	0	0	0	0	0	0	0	1	0	0	0	.200
OREGON STATE-1	ph	1	0	0	0	0	0	0	0	0	0	0	0	0	0	0	0	0	0	.190
ILLINOIS STATE	ph	0	0	0	0	0	0	0	1	0	0	0	0	0	0	0	0	0	0	.190
ILLINOIS STATE-2	*dh	4	3	4	0	2	0	0	1	0	0	0	0	0	0	0	0	0	0	.320
at Mizzou	*dh	4	0	0	0	0	0	0	0	0	0	0	0	0	0	1	0	0	0	.276
at Bradley	ph	1	1	0	0	0	0	0	0	0	0	0	0	0	0	1	0	0	0	.267
at Bradley	*dh	3	0	0	0	0	0	0	0	0	0	0	0	0	0	0	0	0	0	.242
KANSAS	*dh	3	1	0	0	0	0	0	0	0	0	0	0	0	0	0	0	0	0	.222
at Valparaiso	ph	0	0	0	1	0	0	0	0	0	0	0	0	0	1	0	0	0	0	.222
at Valparaiso	*dh	3	1	0	0	0	0	0	1	0	0	0	0	0	0	1	0	0	0	.205
43gs		39	8	8	3	3	0	0	8	2	0	3	0	1	1	8	3	1	0	.205

Career Highs

AB:	6	5x, last 3/7/18 vs. Oklahoma State
R:	4	2x, last 4/29/18 at Bradley
H:	3	13x, last 4/29/18 at Bradley
RBI:	4	3/7/18 vs. Oklahoma State
2B:	2	3x, last 4/29/18 at Bradley
3B:	1	9x, last 3/30/18 at Indiana State
HR:	1	10x, last 3/31/18 at Indiana State
SB:	3	3/16/16 vs. Western Illinois
SO:	3	7x, last 4/13/18 vs. Oregon State
BB:	3	6x, last 4/17/18 at Arkansas

Game-by-Game

Opponent	Pos	AB	R	H	RBI	2B	3B	HR	BB	SB	CS	HBP	SAC	SF	GDP	K	PO	A	E	Avg	
vs Texas Southern	*of	4	1	1	1	0	0	0	0	1	0	1	0	0	0	0	2	1	0	0	.250
at Lamar	*of	4	1	2	1	0	0	0	0	0	0	0	0	0	0	0	0	0	0	0	.375
at Lamar	*of	4	0	0	0	0	0	0	0	0	0	0	0	0	0	0	0	0	0	0	.250
vs Texas Southern	*of	2	0	0	0	1	0	0	0	1	1	0	0	0	0	1	1	0	0	0	.214
at Central Arkansas-1	*of	4	0	0	0	0	0	0	0	0	0	0	0	0	0	0	0	0	0	0	.167
at Central Arkansas-2	*of	4	1	2	1	1	0	0	0	1	0	0	0	0	0	0	0	0	0	0	.227
vs Saint Joseph's	*of	4	0	0	0	0	0	0	0	0	0	0	0	0	0	0	0	0	0	0	.192
at ECU	*of	4	1	2	0	0	0	0	0	0	1	0	0	0	0	1	0	0	0	0	.233
vs Pepperdine	*of	3	2	1	0	1	0	0	0	1	0	0	0	0	0	0	0	0	0	0	.242
OKLAHOMA STATE	*of	6	1	3	4	1	0	1	0	0	0	0	0	0	0	3	2	1	0	0	.282
ARKANSAS STATE	*of	5	0	2	2	0	0	0	0	0	0	0	0	0	0	0	1	1	0	0	.295
ARKANSAS STATE	*of	4	0	1	0	0	0	0	0	0	0	0	0	0	0	0	1	2	0	0	.292
ARKANSAS STATE	*of	4	0	0	0	0	0	0	0	0	0	0	0	0	0	0	1	1	0	0	.269
ORAL ROBERTS	*of	4	0	1	0	0	0	0	0	0	0	0	0	0	0	0	1	1	0	0	.268
vs Iowa	*of	3	2	1	0	0	0	0	1	0	0	0	0	0	0	0	0	0	0	0	.271
vs Seton Hall	*of	4	1	0	1	0	0	0	0	2	0	0	0	0	0	0	0	0	0	0	.254
at Oklahoma State	*of	4	1	0	0	0	0	0	0	0	0	0	0	0	0	0	2	1	0	0	.239
SOUTHEAST MISSOURI	*of	3	2	2	2	1	0	0	0	2	1	0	0	0	0	0	1	2	0	0	.257
MURRAY STATE	*of	4	1	1	1	0	0	0	0	0	0	0	0	0	0	1	0	0	0	0	.257
CAL STATE NORTHRI	*of	4	0	1	0	0	0	0	0	0	0	0	0	0	0	0	2	1	0	0	.256
CAL STATE NORTHRI	*of	4	0	1	2	1	0	0	0	0	0	0	0	0	0	0	0	1	3	0	.256
CAL STATE NORTHRI	*of	4	2	2	0	1	0	0	0	0	0	0	0	0	0	0	0	0	5	0	.267
at Kansas	*of	4	1	2	2	0	0	0	0	0	1	0	0	0	0	1	0	0	3	0	.278
at Indiana State	*of	4	1	2	0	0	0	0	0	0	0	0	0	0	0	0	1	4	0	0	.287
at Indiana State	*of	4	0	2	2	0	1	0	2	0	0	0	0	0	0	0	0	0	3	0	.296
at Indiana State	*of	5	1	1	2	0	0	1	0	0	0	0	0	0	0	0	1	0	0	1	.291
EVANSVILLE	*of	4	1	0	0	0	0	0	0	0	1	0	0	0	0	0	1	0	0	0	.280
EVANSVILLE	*of	4	2	1	0	0	0	0	0	1	0	0	0	0	0	0	1	4	0	0	.279
EVANSVILLE	*of	5	1	3	2	1	0	0	0	0	0	0	0	0	0	0	0	0	0	0	.293
MIZZOU	*of	4	3	2	1	0	0	0	0	1	0	0	0	0	0	0	0	1	4	0	.300
OREGON STATE-1	*of	4	2	1	0	0	0	0	0	1	0	0	0	0	0	0	3	4	0	0	.298
OREGON STATE-2	*of	5	1	2	0	1	0	0	0	0	0	0	0	0	0	0	1	4	0	0	.302
at Arkansas	*of	2	1	1	0	0	0	0	0	0	0	0	0	0	0	0	0	0	5	0	.305
ILLINOIS STATE	*of	2	0	0	0	0	0	0	0	0	0	0	0	0	0	0	1	0	0	0	.301
ILLINOIS STATE-1	*of	4	2	1	0	0	0	0	0	1	1	0	0	0	0	0	0	0	3	0	.299
ILLINOIS STATE-2	*of	4	2	1	1	0	0	0	0	2	0	0	0	0	0	0	1	3	0	0	.298
at Mizzou	*of	5	0	1	0	0	0	0	0	0	0	0	0	0	0	0	1	0	4	0	.299
at Bradley	*of	5	0	0	0	0	0	0	0	0	0	0	0	0	0	0	0	1	3	0	.289
at Bradley	*of	3	0	0	0	0	0	0	0	1	0	0	0	0	0	0	0	0	2	0	.283
at Bradley	*of	4	4	3	1	2	0	0	1	0	0	0	0	0	0	0	0	0	3	0	.295
at Valparaiso	*of	3	0	2	1	0	0	0	0	1	0	0	0	0	0	0	1	2	0	0	.302
at Valparaiso	*of	2	1	1	1	0	0	0	2	0	0	0	0	0	0	0	0	0	0	0	.304
at Valparaiso	*of	1	1	1	0	0	0	0	0	0	0	0	0	0	0	0	0	0	0	0	.309
43gs		162	41	50	30	11	2	2	28	8	0	5	3	2	1	37	100	1	1	1	.309

Career Totals

Year	AVG	G-G	AB	R	H	2B	3B	HR	RBI	SLG	BB	SO	OBP	SF	SH	SB-A	FA
2017	.205	32-8	39	3	8	2	0	1	10	.333	6	10	.319	1	1	0-0	1.000
2018	.205	20-8	39	8	8	3	0	0	3	.282	8	8	.373	1	0	2-2	1.000
Totals	.205	52-16	78	11	16	5	0	1	13	.308	14	18	.347	2	1	2-2	1.000

Career Totals

Year	AVG	G-G	AB	R	H	2B	3B	HR	RBI	SLG	BB	SO	OBP	SF	SH	SB-A	FA
2016	.316	59-59	247	57	78	14	7	1	27	.441	39	34	.418	1	2	14-15	.984
2017	.300	62-62	253	60	76	11	0	7	42	.427	45	59	.414	4	4	10-12	.972
2018	.309	43-43	162	41	50	11	2	2	30	.438	28	37	.421	2	3	8-8	.990
Totals	.308	164-164	662	158	204	36	9	10	99	.435	112	130	.417	7			

MISSOURI STATE BASEBALL

Games 45-47 | MISSOURI STATE BEARS (30-14, 13-2 MVC) vs. SOUTHERN ILLINOIS SALUKIS (25-23, 8-7 MVC) | May 11-13 | Springfield, Mo. | Hammons Field (8,000) | KBFL AM/FM



DYLAN COLEMAN

10


Junior
RHP | R/R | 6-6 | 240
Potosi, Mo. (Potosi HS)

Career Highs

IP:	8.0	2x, last 3/23/18 vs. CSUN
H (most):	8	7x, last 5/26/17 vs. Wichita State
H (fewest):	0	5/6/18 at Valparaiso
ER (most):	6	4x, last 4/13/18 vs. Oregon State
ER (fewest):	0	6x, last 5/6/18 at Valparaiso
BB:	7	4/20/18 vs. Illinois State
SO:	13	2x, last 2/25/18 at Central Arkansas
HBP:	2	6x, last 5/4/18 at Valparaiso
Scoreless IP:	8.0	2/25/18 at Central Arkansas

Game-by-Game

Opponent	GS	IP	H	R	ER	BB	SO	2B	3B	HR	WP	BK	HBP	IBB	Score	W-L	Sv	ERA	NP	
at Lamar	*	6.0	3	1	1	3	7	0	0	0	0	0	0	0	11-2	1-0	0	1.50	100	
at Central Arkansas-1	*	8.0	2	0	0	3	13	0	0	0	0	0	0	0	0-1	1-0	0	0.84	115	
at ECU	*	7.0	6	3	3	4	8	1	0	0	2	0	0	0	7-4	2-0	0	1.71	109	
ARKANSAS STATE	*	7.0	2	2	1	1	5	1	0	0	0	0	0	0	12-4	3-0	0	1.61	101	
at Oklahoma State	*	6.2	4	4	4	3	5	3	0	0	1	0	0	0	2-4	3-1	0	2.34	95	
CAL STATE NORTHRI	*	8.0	4	2	1	1	11	0	0	0	1	0	0	0	3-2	4-1	0	2.11	118	
at Indiana State	*	6.2	4	5	3	3	7	0	0	2	1	0	0	0	4-3	5-1	0	2.37	115	
EVANSVILLE	*	6.0	6	5	4	0	6	1	0	0	2	0	1	0	6-5	5-1	0	2.77	98	
OREGON STATE-1	*	3.1	4	6	6	4	5	0	0	2	2	0	1	0	6-17	5-2	0	3.53	82	
ILLINOIS STATE	*	6.0	5	2	2	7	11	0	0	1	0	0	0	0	4-2	6-2	0	3.48	117	
at Bradley	*	7.0	6	4	4	5	9	2	0	1	0	0	1	0	5-4	7-2	0	3.84	125	
at Valparaiso	*	2.1	5	5	5	4	2	1	0	0	1	0	0	0	6-5	7-2	0	4.14	72	
at Valparaiso	*	1.0	0	0	0	1	1	0	0	0	0	0	0	0	6-2	7-2	0	4.08	15	
		12	75.0	53	36	34	43	91	9	0	6	10	0	7	0	72-55	7-2	0	4.08	-



JEREMY EIERMAN

11

Junior
IF | R/R | 6-1 | 205
Warsaw, Mo. (Warsaw HS)

Career Highs

AB:	6	4x, last 4/8/18 vs. Evansville
R:	4	3/17/18 vs. Seton Hall
H:	5	5/17/16 at Arkansas
RBI:	7	3/25/18 vs. CSUN
2B:	3	4/17/17 at Saint Louis
3B:	1	8x, last 3/27/18 at Kansas
HR:	2	5x, last 3/25/18 vs. CSUN
SB:	2	7x, last 3/27/18 at Kansas
SO:	3	6x, last 5/5/17 at Southern Illinois
BB:	3	3x, last 3/17/18 vs. Seton Hall

Game-by-Game

Opponent	Pos	AB	R	H	RBI	2B	3B	HR	BB	SO	CS	HBP	SAC	SF	GDP	K	PO	A	E	Avg	
vs Texas Southern	*ss	5	1	1	0	0	0	0	0	0	0	0	0	0	0	1	2	4	0	.200	
at Lamar	*ss	5	1	1	2	0	0	0	0	0	0	0	0	0	0	1	2	4	0	.200	
at Lamar	*ss	4	0	0	0	0	0	0	0	0	0	0	0	0	0	2	0	1	1	.143	
vs Texas Southern	*ss	3	0	0	0	0	0	0	0	0	1	0	0	0	0	1	1	1	1	.118	
at Central Arkansas-1	*ss	3	0	0	0	0	0	0	0	0	1	0	0	0	0	0	1	1	1	.100	
at Central Arkansas-2	*ss	3	1	0	1	0	0	0	1	0	0	0	0	0	0	0	1	0	1	.130	
vs Saint Joseph's	*ss	3	1	0	0	0	0	0	1	2	1	0	0	0	0	0	1	0	0	.115	
at ECU	*ss	5	2	2	1	0	0	1	0	0	0	0	0	0	0	0	1	2	2	.161	
vs Pepperdine	*ss	3	0	2	1	0	0	0	2	1	0	0	0	0	0	0	3	5	2	.206	
OKLAHOMA STATE	*ss	5	2	3	2	2	0	1	2	0	0	0	0	0	0	0	1	4	1	.256	
ARKANSAS STATE	*ss	4	3	3	0	1	1	0	0	0	0	0	0	0	0	0	1	1	0	.302	
ARKANSAS STATE	*ss	4	0	1	0	1	0	0	0	0	0	0	0	0	0	0	3	1	0	.298	
ARKANSAS STATE	*ss	4	1	1	0	0	0	0	0	0	0	0	0	0	0	0	3	1	0	.294	
ORAL ROBERTS	*ss	4	2	2	0	0	0	1	2	0	0	0	0	0	0	0	1	2	2	.309	
vs Iowa	*ss	4	1	2	0	0	1	1	0	0	0	0	0	0	0	0	2	2	1	.305	
vs Seton Hall	*ss	3	4	2	1	0	0	1	3	0	0	0	0	0	0	0	0	1	2	.323	
at Oklahoma State	*ss	4	0	1	0	1	0	0	0	0	0	0	0	0	0	0	0	0	3	.318	
SOUTHEAST MISSOUI	*ss	4	1	2	1	0	0	0	1	0	0	0	0	0	0	0	2	0	0	.329	
MURRAY STATE	*ss	4	0	0	0	0	0	0	1	0	0	0	0	0	0	0	1	0	2	.311	
CAL STATE NORTHRI	*ss	4	1	2	1	1	0	0	0	0	0	0	0	0	0	0	1	0	2	.321	
CAL STATE NORTHRI	*ss	3	1	1	0	0	0	0	2	0	1	0	0	0	0	0	1	1	3	.321	
CAL STATE NORTHRI	*ss	5	2	2	7	0	0	2	0	0	0	0	0	0	0	0	2	1	1	.326	
at Kansas	*ss	4	1	2	3	0	1	0	2	2	0	0	0	0	0	0	4	3	0	.333	
at Indiana State	*ss	4	0	1	2	1	0	0	0	0	0	0	0	0	0	0	2	1	0	.330	
at Indiana State	*ss	5	0	0	0	0	0	0	1	0	0	0	0	0	0	0	1	2	0	.313	
at Indiana State	*ss	3	0	0	0	0	0	0	0	1	1	0	0	0	0	0	2	4	2	.304	
EVANSVILLE	*ss	4	1	2	0	1	0	0	0	0	0	0	0	0	0	0	1	0	0	.311	
EVANSVILLE	*ss	5	2	1	0	1	0	0	0	0	0	0	0	0	0	0	1	0	0	.306	
EVANSVILLE	*ss	6	1	3	0	0	0	0	0	0	0	0	0	0	0	0	2	0	3	.299	
MIZZOU	*ss	5	0	2	1	1	0	0	0	0	0	0	0	0	0	0	2	1	0	.303	
OREGON STATE-1	*ss	5	1	2	0	0	0	0	1	0	0	0	0	0	0	0	1	1	2	.307	
OREGON STATE-2	*ss	5	0	2	1	2	0	0	0	0	0	0	0	0	0	0	0	0	1	.311	
at Arkansas	*ss	5	0	0	0	0	0	0	0	0	0	0	0	0	0	0	0	0	0	.299	
ILLINOIS STATE	*ss	3	1	1	1	0	0	0	1	0	0	0	0	0	0	0	2	0	1	.300	
ILLINOIS STATE-1	*ss	4	1	2	1	0	0	0	1	0	1	0	0	0	0	0	1	3	1	.306	
ILLINOIS STATE-2	*ss	5	2	3	2	1	0	1	0	0	0	0	0	0	0	0	1	3	0	.315	
at Mizzou	*ss	4	1	1	0	0	0	0	0	0	0	0	0	0	0	0	0	0	0	.314	
at Bradley	*ss	4	0	1	1	0	0	0	0	0	0	0	0	0	0	0	0	0	0	.312	
at Bradley	*ss	4	0	1	0	0	0	0	0	0	0	0	0	0	0	0	1	3	1	.311	
at Bradley	*ss	4	2	3	4	0	0	1	0	0	0	0	0	0	0	0	1	0	0	.321	
KANSAS	*ss	2	1	0	0	0	0	0	2	0	0	0	0	0	0	0	4	1	0	.317	
at Valparaiso	*ss	4	0	1	0	0	0	0	0	0	0	0	0	0	0	0	1	0	2	.310	
at Valparaiso	*ss	4	1	0	0	0	0	0	1	0	0	0	0	0	0	0	2	3	3	.303	
at Valparaiso	*ss	2	0	0	0	0	0	0	0	0	0	0	0	0	0	0	0	0	1	.299	
		44gs	177	39	53	38	16	2	7	21	19	3	7	0	2	4	38	68	100	9	.299

Career Totals

Year	ERA	W-L	G-GS	CG	SH	SV	IP	H	R	ER	BB	SO	BAA	WP	HBP
2016	4.98	6-4	15-14	0	0	0	72.1	73	48	40	49	82	.265	4	7
2017	4.80	8-3	18-16	1	2	0	99.1	85	57	53	50	106	.229	17	11
2018	4.08	7-2	13-12	0	0	0	75.0	53	36	34	43	91	.201	10	7
Totals	4.63	21-9	46-42	1	2	0	246.2	211	141	127	142	279	.232	31	25

Career Totals

Year	AVG	G-GS	AB	R	H	2B	3B	HR	RBI	SLG	BB	SO	OBP	SF	
------	-----	------	----	---	---	----	----	----	-----	-----	----	----	-----	----	--

MISSOURI STATE BASEBALL


Games 45-47 | MISSOURI STATE BEARS (30-14, 13-2 MVC) vs. SOUTHERN ILLINOIS SALUKIS (25-23, 8-7 MVC) | May 11-13 | Springfield, Mo. | Hammons Field (8,000) | KBFL AM/FM



MAX MCGUIRE

12

Freshman
C | R/R | 6-3 | 220
Lincoln, Neb. (Southwest HS)



DAVIS SCHWAB

13

Junior
LHP | L/L | 6-4 | 215
Overland Park, Kan.
(Blue Valley West HS/Johnson Co. CC)

Career Highs

AB:	1	3x, last 4/8/18 vs. Evansville
R:	NA	NA
H:	NA	NA
RBI:	NA	NA
2B:	NA	NA
3B:	NA	NA
HR:	NA	NA
SB:	NA	NA
SO:	1	3x, last 4/8/18 vs. Evansville
BB:	NA	NA

Game-by-Game

Opponent	Pos	AB	R	H	RBI	2B	3B	HR	BB	SB	CS	HBP	SAC	SF	GDP	K	PO	A	E	Avg
at Lamar	ph/c	1	0	0	0	0	0	0	0	0	0	0	0	0	0	1	0	0	0	.000
at Kansas	ph	1	0	0	0	0	0	0	0	0	0	0	0	0	0	1	0	0	0	.000
EVANSVILLE	ph	1	0	0	0	0	0	0	0	0	0	0	0	0	0	1	0	0	0	.000
	Ogs	3	0	0	0	0	0	0	0	0	0	0	0	0	0	3	1	1	0	.000

ct. .000 • Slugging pct. .000

Career Highs

IP:	3.2	4/13/18 vs. Oregon State
H (most):	3	2x, last 5/2/18 vs. Kansas
H (fewest):	0	2x, last 4/20/18 vs. Illinois State
ER (most):	3	5/2/18 vs. Kansas
ER (fewest):	0	6x, last 4/20/18 vs. Illinois State
BB:	3	4/13/18 vs. Oregon State
SO:	3	5/6/18 at Valparaiso
HBP:	1	2x, last 5/2/18 vs. Kansas
Scoreless IP:	3.2	4/13/18 vs. Oregon State

Game-by-Game

Opponent	GS	IP	H	R	ER	BB	SO	2B	3B	HR	WP	BK	HBP	IBB	Score	W/L	Sv	ERA	NP	
at Central Arkansas-2	1	1.1	2	0	0	1	2	1	0	0	1	0	1	0	5-2	1-0	0	0.00	42	
vs Pepperdine	0	0.2	1	1	0	0	0	1	0	0	0	0	0	0	8-7	1-0	0	4.50	8	
ARKANSAS STATE	0	0.0	0	0	0	1	0	0	0	0	0	0	0	0	5-4	1-0	0	4.50	7	
vs Seton Hall	2	2.0	1	1	0	0	2	0	0	0	1	0	0	0	14-2	1-0	0	2.25	31	
at Kansas	1	1.0	1	0	0	0	2	0	0	0	1	0	0	0	12-2	1-0	0	1.80	14	
at Indiana State	2	1.2	1	1	0	1	0	1	0	0	0	0	0	0	5-4	1-0	0	2.70	22	
EVANSVILLE	1	1.0	3	2	1	0	1	1	0	0	0	0	0	0	11-4	1-0	0	3.52	25	
at Kansas	3	3.2	1	0	0	3	0	0	0	0	2	0	0	0	2-10	1-0	0	2.38	60	
at Indiana State	0	0.2	0	0	0	1	0	0	0	0	0	0	0	0	4-2	1-0	0	2.25	8	
ILLINOIS STATE	2	2.1	3	3	3	0	2	1	0	0	0	1	0	0	4-9	1-1	0	3.77	45	
KANSAS	2	2.2	2	1	1	2	3	0	0	0	0	1	0	0	6-2	1-1	0	3.71	63	
at Valparaiso	0	0	17.0	16	9	7	8	13	4	1	0	5	1	2	0	76-48	1-1	0	3.71	-

Career Totals


Year	AVG	G-GS	AB	R	H	2B	3B	HR	RBI	SLG	BB	SO	OBP	SF	SH	SB-A	FA
2018	.000	4-0	3	0	0	0	0	0	0	.000	0	3	.000	0	0	0-0	1.000
Totals	.000	4-0	3	0	0	0	0	0	0	.000	0	3	.000	0	0	0-0	1.000

Career Totals

Year	ERA	W-L	G-GS	CG	SH	SV	IP	H	R	ER	BB	SO	BAA	WP	HBP
2018	3.71	1-1	11-0	0	0	0	17.0	16	9	7	8	13	.242	5	2
Totals	3.71	1-1	11	0	0	0	17.0	16	9	7	8	13	.242	5	2

MISSOURI STATE BASEBALL

Games 45-47 | MISSOURI STATE BEARS (30-14, 13-2 MVC) vs. SOUTHERN ILLINOIS SALUKIS (25-23, 8-7 MVC) | May 11-13 | Springfield, Mo. | Hammons Field (8,000) | KBFL AM/FM



CONNOR SECHLER

14

Freshman
RHP | R/R | 6-3 | 180
Bolivar, Mo. (Bolivar HS)



JAKE FROMSON

16

Senior
RHP | R/R | 5-11 | 200
Lee's Summit, Mo.
(Lee's Summit HS/Kansas State Univ.)

Career Highs

IP:	4.1	2/16/18 vs. Texas Southern
H (most):	3	3x, last 4/24/18 at Missouri
H (fewest):	0	7x, last 4/27/18 at Bradley
ER (most):	5	3/7/18 vs. Oklahoma State
ER (fewest):	0	16x, last 5/6/18 at Valparaiso
BB:	3	3/2/18 vs. St. Joseph's
SO:	6	3/11/18 vs. Arkansas State
HBP:	3	2x, last 3/30/18 at Indiana State
Scoreless IP:	3.0	3/11/18 vs. Arkansas State

Game-by-Game

Opponent	GS	IP	H	R	ER	BB	SO	2B	3B	HR	WP	BK	HBP	IBB	Score	W-L	Sv	ERA	NP	
vs Texas Southern	4.1	3	1	1	0	4	1	0	0	0	0	0	0	0	8-2	1-0	0	2.08	65	
at Central Arkansas-2	2.0	1	0	0	0	1	0	0	0	0	0	0	0	3	0	0	1.42	21		
vs Saint Joseph's	1.2	0	0	0	0	2	3	0	0	0	0	0	0	1	0	0	1.12	32		
vs Pepperdine	1.2	2	1	1	1	1	1	0	0	0	0	0	0	0	8-7	1-0	0	1.86	33	
OKLAHOMA STATE	1.2	3	5	5	3	1	0	0	1	0	0	0	1	0	8-10	1-1	0	5.56	54	
ARKANSAS STATE	3.0	2	0	0	0	6	0	1	0	0	0	0	2	0	5-4	1-1	0	4.40	49	
ORAL ROBERTS	1.0	0	0	0	0	2	0	0	0	0	0	0	0	0	6-5	2-1	0	4.11	7	
vs Iowa	1.0	1	0	0	0	1	0	0	0	0	0	0	0	0	8-3	2-1	0	3.86	18	
MURRAY STATE	1.2	0	0	0	0	4	0	0	0	0	0	0	0	0	5-4	3-1	0	3.50	29	
CAL STATE NORTHRI	1.0	2	0	0	0	0	0	0	0	0	0	0	0	0	3-2	3-1	1	3.32	8	
at Indiana State	1.2	1	0	0	0	2	0	0	0	0	0	0	0	1	0	4-3	3-1	2	3.05	25
at Indiana State	3.1	1	1	1	1	2	3	0	0	0	2	0	0	3	1	5-4	4-1	2	3.00	62
EVANSVILLE	1.0	1	0	0	0	0	0	0	0	0	0	0	0	0	11-4	4-1	2	2.88	14	
OREGON STATE-2	1.0	0	0	0	0	2	0	0	0	0	0	0	0	0	2-10	4-1	2	2.77	15	
ILLINOIS STATE	2.1	0	0	0	0	2	5	0	0	0	1	0	0	0	4-2	4-1	3	2.54	53	
ILLINOIS STATE-1	1.1	0	0	0	0	2	0	0	0	0	0	0	0	1	6-3	4-1	4	2.43	16	
at Mizzou	2.0	3	2	2	1	1	2	0	0	0	0	0	0	1	2-8	4-1	4	2.84	37	
at Bradley	1.1	0	0	0	0	1	2	0	0	0	0	0	0	0	5-4	4-1	4	2.73	24	
KANSAS	1.0	1	0	0	1	0	0	0	0	0	0	0	0	0	4-9	4-1	4	2.65	11	
at Valparaiso	2.0	1	0	0	1	1	1	0	0	0	0	0	0	0	6-5	4-1	5	2.50	25	
at Valparaiso	2.0	2	2	2	0	2	0	0	1	0	0	0	0	0	6-4	4-1	5	2.84	21	
at Valparaiso	1.1	1	0	0	1	1	0	0	0	0	0	0	0	0	6-2	5-1	5	2.75	24	
	0	39.1	25	12	12	15	44	5	1	2	3	1	12	1	120-103	5-1	5	2.75	-	

Career Highs

IP:	7.0	5/15/16 at Dallas Baptist
H (most):	10	5/21/16 vs. Illinois State
H (fewest):	0	24x, last 4/28/18 at Bradley
ER (most):	6	5/7/16 vs. Southern Illinois
ER (fewest):	0	47x, last 5/6/18 at Valparaiso
BB:	5	5/26/16 vs. Bradley
SO:	8	3x, last 5/18/17 at Illinois State
HBP:	3	5/28/16 vs. Dallas Baptist
Scoreless IP:	4.1	5/18/17 at Illinois State

Game-by-Game

Opponent	GS	IP	H	R	ER	BB	SO	2B	3B	HR	WP	BK	HBP	IBB	Score	W-L	Sv	ERA	NP
ARKANSAS STATE	1.0	0	0	0	0	0	0	0	0	0	0	0	2	0	12-4	0-0	0	0.00	15
ARKANSAS STATE	0.2	0	0	0	0	0	0	0	0	0	0	0	0	0	5-4	1-0	0	0.00	2
vs Iowa	2.1	2	0	0	0	1	1	0	0	0	0	0	0	0	8-3	1-0	0	0.00	26
CAL STATE NORTHRI	3.1	1	0	0	1	3	0	0	0	0	1	0	0	0	5-0	1-0	0	0.00	41
at Indiana State	0.2	0	0	0	2	0	0	0	0	0	0	0	0	0	4-3	1-0	1	0.00	12
EVANSVILLE	3.0	1	0	0	0	1	0	0	0	0	0	0	0	0	6-5	2-0	1	0.00	25
MIZZOU	4.1	4	3	3	1	1	2	0	0	0	1	1	0	0	6-8	2-1	1	1.76	59
at Arkansas	0.2	4	3	3	0	0	0	0	1	1	0	0	0	0	7-11	2-2	1	3.38	13
at Bradley	1.2	0	0	0	0	1	0	0	0	0	0	0	0	0	0-2	2-2	1	3.06	16
KANSAS	0.1	3	1	1	0	0	1	0	0	0	0	0	0	0	4-9	2-2	1	3.50	11
at Valparaiso	0.0	1	0	0	0	0	0	0	0	0	0	0	0	0	6-2	2-2	1	3.50	11
	0	18.0	16	7	7	4	7	4	1	1	1	1	3	0	63-51	2-2	1	3.50	-

Career Totals


Year	ERA	W-L	G-GS	CG	SH	SV	IP	H	R	ER	BB	SO	BAA	WP	HBP
2018	2.75	5-1	22-0	0	0	5	39.1	25	12	12	15	44	.181	3	12
Totals	2.75	5-1	22-0	0	0	5	39.1	25	12	12	15	44	.181	3	12

Career Totals

Year	ERA	W-L	G-GS	CG	SH	SV	IP	H	R	ER	BB	SO	BAA	WP	HBP
2016	3.71	6-2	24-4	0	0	1	70.1	64	30	29	19	74	.247	4	13
2017	2.25	8-3	37-0	0	3	3	76.0	46	24	19	18	88	.170	9	7
2018	3.50	2-2	11-0	0	1	1	18.0	16	7	7	4	7	.246	1	3
Totals	3.01	16-7	72-4	0	4	5	164.1	126	61	55	41	169	.212	14	23

MISSOURI STATE BASEBALL

Games 45-47 | MISSOURI STATE BEARS (30-14, 13-2 MVC) vs. SOUTHERN ILLINOIS SALUKIS (25-23, 8-7 MVC) | May 11-13 | Springfield, Mo. | Hammons Field (8,000) | KBFL AM/FM



JORDAN FITZPATRICK

17

Freshman
IF/OF | L/R | 6-0 | 185
Rogersville, Mo. (Logan-Rogersville HS)



MATT BROWN

18

Senior
IF | R/R | 6-2 | 220
St. Louis, Mo.
(St. John Vianney HS/Jefferson College)

Career Highs

AB:	4	2x, last 5/6/18 at Valparaiso
R:	2	2x, last 5/6/18 at Valparaiso
H:	2	5/6/18 at Valparaiso
RBI:	3	5/6/18 at Valparaiso
2B:	1	2x, last 4/29/18 at Bradley
3B:	NA	NA
HR:	1	5/6/18 at Valparaiso
SB:	NA	NA
SO:	2	3x, last 4/13/18 vs. Oregon State
BB:	1	6x, last 5/4/18 at Valparaiso

Game-by-Game

Opponent	Pos	AB	R	H	RBI	2B	3B	HR	BB	SB	CS	HBP	SAC	SF	GDP	K	PO	A	E	AvG
at Lamar	ph/of	1	0	0	0	0	0	0	0	0	0	0	0	0	0	0	0	0	0	.000
at Lamar	ph	1	0	0	0	0	0	0	0	0	0	0	0	0	0	0	0	0	0	.000
vs Texas Southern	*of	3	0	1	0	0	0	0	0	0	0	0	0	0	0	1	0	0	0	.200
at Central Arkansas-1	ph	1	0	0	0	0	0	0	0	0	0	0	0	0	0	1	0	0	0	.167
vs Saint Joseph's	ph	1	0	0	0	0	0	0	0	0	0	0	0	0	0	0	0	0	0	.143
vs Pepperdine	ph	1	1	1	0	0	0	0	0	0	0	0	0	0	0	0	0	0	0	.250
OKLAHOMA STATE	*3b	3	0	0	0	0	0	0	1	0	0	0	0	0	0	0	0	0	0	.286
ARKANSAS STATE	ph/of	0	0	0	0	0	0	0	1	0	0	0	0	0	0	0	0	0	0	.182
ORAL ROBERTS	ph	1	1	1	1	0	0	0	0	0	0	0	0	0	0	0	0	0	0	.250
vs Seton Hall	*dh	1	0	1	0	0	0	0	0	0	0	0	0	0	0	1	0	0	0	.250
at Oklahoma State	ph	1	0	1	0	0	0	0	0	0	0	0	0	0	0	0	0	0	0	.286
SOUTHEAST MISSOURI	ph	0	0	1	0	0	0	1	0	0	0	0	0	0	0	0	0	0	0	.286
MURRAY STATE	*of	1	0	0	0	0	0	0	0	0	0	0	0	0	0	2	0	0	0	.267
CAL STATE NORTHRI	*of	3	0	0	0	0	0	0	0	0	0	0	0	0	0	1	1	0	0	.222
CAL STATE NORTHRI	ph	1	0	1	1	0	0	0	0	0	0	0	0	0	0	0	0	0	0	.263
at Kansas	*dh	3	2	1	0	1	0	0	0	0	0	0	0	0	0	0	0	0	0	.273
at Indiana State	*of	4	0	0	0	0	0	0	0	0	0	0	0	0	0	0	2	0	0	.231
at Indiana State	ph	1	0	0	0	0	0	0	0	0	0	0	0	0	0	0	0	0	0	.222
at Indiana State	ph/of	2	0	0	0	0	0	0	0	0	0	0	0	0	0	2	1	0	0	.207
EVANSVILLE	ph	1	0	0	0	0	0	0	0	0	0	0	0	0	0	0	0	0	0	.200
EVANSVILLE	*of	2	0	0	0	0	0	0	0	0	0	0	0	0	0	1	0	0	0	.188
MIZZOU	ph/of	3	0	0	0	0	0	0	0	0	0	0	0	0	0	2	1	0	1	.171
OREGON STATE-2	ph/of	2	0	0	0	0	0	0	1	0	0	0	0	0	0	2	0	0	0	.162
ILLINOIS STATE-2	ph/of	0	0	0	0	0	0	0	1	0	0	0	0	0	0	1	0	0	0	.162
at Bradley	ph	1	0	1	0	0	0	0	0	0	0	0	0	0	0	0	0	0	0	.184
KANSAS	ph	1	0	0	0	0	0	0	0	0	0	0	0	0	0	0	0	0	0	.179
at Valparaiso	ph	0	1	0	0	0	0	0	1	0	0	0	0	0	0	0	0	0	0	.179
at Valparaiso	of	3	0	1	0	0	0	0	0	0	0	0	0	0	0	2	1	0	0	.190
at Valparaiso	*of	4	2	2	3	0	0	1	0	0	0	0	0	0	0	3	0	0	0	.217
at Valparaiso	9gs	46	8	10	7	2	0	1	6	0	0	0	0	0	0	12	13	1	3	.217

Career Highs

AB:	5	3x, last 5/5/18 at Valparaiso
R:	3	3/9/18 vs. Arkansas State
H:	2	6x, last 5/6/18 at Valparaiso
RBI:	3	2x, last 4/21/18 vs. Illinois State
2B:	1	7x, last 4/17/18 at Arkansas
3B:	NA	NA
HR:	2	3/9/18 vs. Arkansas State
SB:	NA	NA
SO:	3	4x, last 4/17/18 at Arkansas
BB:	3	3x, last 3/20/18 vs. Southeast Missouri

Game-by-Game


Opponent	Pos	AB	R	H	RBI	2B	3B	HR	BB	SB	CS	HBP	SAC	SF	GDP	K	PO	A	E	AvG
vs Texas Southern	*3b	4	2	2	1	0	0	0	0	0	0	0	0	0	0	1	0	0	0	.000
at Lamar	*3b	3	2	2	1	0	0	0	0	0	0	0	0	0	0	0	0	0	0	.286
at Lamar	*3b	2	0	0	0	0	0	0	0	0	0	0	0	0	0	0	0	0	0	.222
vs Texas Southern	*3b	2	0	0	0	0	0	0	0	0	0	0	0	0	0	0	0	0	0	.222
at Central Arkansas-1	*3b	0	0	0	0	0	0	0	0	0	0	0	0	0	0	0	0	0	0	.182
at Central Arkansas-2	*3b	4	1	0	1	0	0	0	0	0	0	0	0	0	0	0	0	1	1	.200
vs Saint Joseph's	*3b	2	0	0	0	0	0	0	0	0	0	0	0	0	0	2	2	1	0	.176
vs Pepperdine	*3b	1	0	0	0	0	0	0	0	0	0	0	0	0	0	1	0	0	0	.167
OKLAHOMA STATE	*3b	2	0	0	0	0	0	0	0	0	0	0	0	0	0	0	0	0	0	.150
ARKANSAS STATE	*3b	3	3	2	3	0	0	2	1	0	0	0	0	0	0	1	0	1	0	.217
vs Saint Joseph's	*3b	3	0	0	0	0	0	0	0	0	0	0	0	0	0	1	0	0	0	.192
ARKANSAS STATE	*3b	3	0	0	1	0	0	0	0	0	0	0	0	0	0	1	0	2	3	.172
ORAL ROBERTS	*3b	3	1	1	1	0	0	0	0	0	0	0	0	0	0	1	0	1	0	.188
vs Iowa	*3b	2	2	1	1	1	0	0	2	0	0	1	0	0	0	1	2	0	0	.206
vs Seton Hall	*3b	1	0	0	0	0	0	0	0	0	0	0	0	0	0	0	0	0	0	.200
at Oklahoma State	*3b	2	0	0	0	0	0	0	0	0	1	0	0	0	0	0	0	0	0	.189
SOUTHEAST MISSOURI	*3b	1	1	1	0	1	0	0	0	3	0	0	0	0	0	0	0	0	0	.211
MURRAY STATE	*3b	3	0	0	0	0	0	0	0	1	0	0	0	0	0	2	0	1	0	.195
CAL STATE NORTHRI	*3b	4	0	1	0	0	0	0	0	0	0	0	0	0	0	1	0	0	1	.200
CAL STATE NORTHRI	*3b	3	1	0	0	0	0	0	0	0	1	0	0	0	0	2	1	1	0	.188
CAL STATE NORTHRI	*3b	3	1	0	0	0	0	0	0	0	0	0	0	0	0	3	0	2	0	.176
at Kansas	*3b	2	2	0	0	0	0	0	0	0	0	0	0	0	0	1	0	1	1	.170
at Indiana State	*3b	3	0	1	2	1	0	0	0	0	0	0	0	0	0	1	0	0	0	.179
at Indiana State	*3b	2	2	1	0	0	0	1	0	0	0	0	0	0	0	2	0	2	0	.197
at Indiana State	*3b	3	1	0	0	0	0	0	0	0	0	0	0	0	0	0	0	0	0	.188
EVANSVILLE	*3b	2	2	1	1	0	0	0	0	1	0	0	0	0	0	1	0	4	0	.197
EVANSVILLE	*3b	2	2	1	2	1	0	0	0	0	0	0	0	0	0	1	0	1	0	.203
EVANSVILLE	*3b	3	0	1	1	0	0	0	2	0	0	0	0	0	0	1	0	3	1	.208
EVANSVILLE	*3b	4	0	1	2	0	0	0	1	0	0	0	0	0	0	3	1	0	0	.211
MIZZOU	*3b	4	1	1	0	0	0	0	0	0	0	0	0	0	0	0	0	0	0	.211
OREGON STATE-1	*3b	2	1	1	0	0	0	0	2	0	0	0	0	0	0	0	0	0	0	.218
OREGON STATE-2	*3b	4	1	2	1	0	0	1	0	0	0	0	0	0	0	0	2	1	0	.232
at Arkansas	*3b	5	1	1	1	1	0	0	0	0	0	0	0	0	0	3	0	1	1	.230
ILLINOIS STATE	*3b	3	1	2	1	0	0	1	1	0	0	0	0	0	0	1	0	1	0	.244
ILLINOIS STATE-1	*3b	4	0	1	0	0	0	0	0	0	0	0	0	0	0	0	1	0	4	.245
ILLINOIS STATE-2	*3b	4	1	1	3	0	0	1	0	0	0	0	0	0	0	1	0	2	0	.245
at Mizzou	*3b	3	0	0	0	0	0	0	0	0	0	0	0	0	0	1	0	1	1	.238
at Bradley	*3b	4	0	0	0	0	0	0	0	0	0	0	0	0	0	0	1	0	0	.229
at Bradley	*3b	4	0	0	0	0	0	0	0	0	0	0	0	0	0	0	0	0	0	.220
at Bradley	*3b	2	2	1	2	0	0	1	1	0	0	1	0	0	0	0	0	0	1	.225
KANSAS	*3b	1	0	0	0	0	0	0	2	0	0	1	0	0	0	0	0	1	3	.223
at Valparaiso	*3b	4	0	0	1	0	0	0	1	0	0	0	0	0	0	1	1	2	0	.216
at Valparaiso	*3b	2	1	1	0	0	0	0	0	0	0	0	0	0	0	1	2	3	0	.215
at Valparaiso	*3b	2	0	2	0	0	0	0	0	0	0	0	0	0	0	0	0	0	1	.224
at Valparaiso	41gs	125	27	28	26	6	0	7	25	0	1	14	1	2	3	47	19	58	8	.224

Career Totals

Year	AVG	G-GS	AB	R	H	2
------	-----	------	----	---	---	---

MISSOURI STATE BASEBALL

Games 45-47 | MISSOURI STATE BEARS (30-14, 13-2 MVC) vs. SOUTHERN ILLINOIS SALUKIS (25-23, 8-7 MVC) | May 11-13 | Springfield, Mo. | Hammons Field (8,000) | KBFL AM/FM



TYLER MCALISTER

19

Sophomore
RHP | R/R | 6-5 | 195
Waterloo, Ill. (Waterloo HS)



JAKE LOCHNER

21

Junior
LHP | L/L | 5-11 | 200
Sullivan, Mo. (Sullivan HS)

Career Highs

IP:	5.0	2/18/18 vs. Texas Southern
H (most):	6	2x, last 2/18/18 vs. Texas Southern
H (fewest):	0	2x, last 6/4/17 at Arkansas
ER (most):	4	4/13/18 vs. Oregon State
ER (fewest):	0	3x, last 3/24/17 at Central Michigan
BB:	4	2x, last 3/13/18 vs. Oral Roberts
SO:	9	3/7/18 vs. Oklahoma State
HBP:	2	2/18/18 vs. Texas Southern
Scoreless IP:	1.0	3x, last 3/24/17 at Central Michigan

Game-by-Game

Opponent	GS	IP	H	R	ER	BB	SO	2B	3B	HR	WP	BK	HBP	IBB	Score	W/L	Sv	ERA	NP	
vs Texas Southern	*	5.0	6	3	3	2	2	1	0	0	0	0	0	2	0	6-5	0-0	0	5.40	76
OKLAHOMA STATE	*	4.1	4	5	1	2	3	1	0	1	0	0	0	0	0	8-10	0-0	0	3.86	90
ORAL ROBERTS	*	3.2	4	2	2	4	2	1	0	0	0	0	1	0	6-5	0-0	0	4.15	73	
MURRAY STATE	*	2.2	4	3	3	2	4	1	0	2	0	0	1	0	5-4	0-0	0	5.17	44	
OREGON STATE-1		1.0	1	4	4	3	2	0	0	1	0	0	0	0	6-17	0-0	0	7.02	39	
	4	16.2	19	17	13	13	19	4	0	4	0	0	4	0	31-41	0-0	0	7.02	-	

Career Highs

IP:	6.0	2/27/16 vs. Alcorn State
H (most):	4	2x, last 4/8/17 vs. DBU
H (fewest):	0	20x, last 5/2/18 vs. Kansas
ER (most):	4	4/8/17 vs. DBU
ER (fewest):	0	24x, last 4/28/18 at Bradley
BB:	5	3/5/16 vs. SIU Edwardsville
SO:	6	2/27/16 vs. Alcorn State
HBP:	1	3x, last 5/2/18 vs. Kansas
Scoreless IP:	4.0	3/31/18 at Indiana State

Game-by-Game

Opponent	GS	IP	H	R	ER	BB	SO	2B	3B	HR	WP	BK	HBP	IBB	Score	W/L	Sv	ERA	NP
at Lamar		1.1	2	2	2	1	2	1	0	1	0	0	0	0	0-8	0-0	0	13.50	30
vs Pepperdine		0.1	0	0	0	0	0	0	0	0	0	0	0	0	0-0	0	0	8.7	1-0
ORAL ROBERTS		1.0	0	0	0	2	1	0	0	0	0	0	0	0	6-5	1-0	0	6.75	23
MURRAY STATE		0.1	1	1	0	0	0	0	0	0	0	0	0	0	5-4	1-0	0	6.00	3
at Kansas		1.0	1	0	0	1	1	0	0	0	0	0	0	0	12-2	1-0	0	4.50	19
at Indiana State		4.0	2	0	0	1	1	1	0	0	0	0	0	0	4-6	1-0	0	2.25	58
OREGON STATE-2		2.2	2	0	0	1	4	1	0	0	0	0	0	0	2-10	1-0	0	1.69	43
at Arkansas		1.0	0	0	0	1	1	0	0	0	0	0	0	0	7-11	1-0	0	1.54	20
ILLINOIS STATE-1		0.1	0	0	0	0	1	0	0	0	0	0	0	0	6-3	1-0	0	1.50	4
at Mizzou		1.0	2	1	1	0	0	1	0	0	0	0	0	0	2-8	1-0	0	2.08	17
at Bradley		0.2	0	0	0	0	2	0	0	0	0	0	0	0	5-4	0-0	1	1.98	9
at Bradley		0.1	0	0	0	0	0	0	0	0	0	0	0	0	0-2	1-0	1	1.93	3
KANSAS		0.2	0	2	2	1	0	0	0	0	0	0	1	0	4-9	1-0	1	3.07	20
at Valparaiso		1.1	2	1	1	2	2	0	0	0	0	0	0	0	6-2	1-0	1	3.38	37
	0	16.0	12	7	6	10	15	4	0	1	0	0	1	0	67-81	1-0	1	3.38	-

Career Totals

Year	ERA	W-L	G-GS	CG	SH	SV	IP	H	R	ER	BB	SO	BAA	WP	HBP
2017	9.31	0-1	10-1	0	1	0	9.2	16	16	10	13	11	.364	3	3
2018	7.02	0-0	5-4	0	0	0	16.2	19	17	13	13	19	.292	0	4
Totals	7.86	0-1	15-5	0	1	0	26.2	35	33	23	26	30	.321	3	7

Career Totals

Year	ERA	W-L	G-GS	CG	SH	SV	IP	H	R	ER	BB	SO	BAA	WP	HBP
2016	5.59	1-0	14-2	0	0	0	19.1	16	17	12	25	15	.229	3	1
2017	4.97	1-0	13-0	0	2	0	12.2	12	8	7	8	13	.240	2	1
2018	3.38	1-0	14-0	0	0	1	16.0	12	7	6	10	15	.226	0	1
Totals	4.69	3-0	41-2	0	2	1	48.0	40	32	25	43	43	.231	5	3

MISSOURI STATE BASEBALL

Games 45-47 | MISSOURI STATE BEARS (30-14, 13-2 MVC) vs. SOUTHERN ILLINOIS SALUKIS (25-23, 8-7 MVC) | May 11-13 | Springfield, Mo. | Hammons Field (8,000) | KBFL AM/FM



JACK DUFFY

23

Sophomore
OF | L/R | 5-10 | 190
Kansas City, Mo. (Staley HS)

Career Highs


AB:	5	8x, last 5/4/18 at Valparaiso
R:	3	5/6/17 at Southern Illinois
H:	3	4x, last 3/17/18 at Oklahoma State
RBI:	3	3x, last 5/6/18 at Valparaiso
2B:	2	5/5/17 at Southern Illinois
3B:	1	2x, last 2/25/18 at Central Arkansas
HR:	1	2x, last 5/6/18 at Valparaiso
SB:	1	6x, last 6/4/17 at Arkansas
SO:	3	3x, last 3/23/18 vs. CSUN
BB:	3	5/26/17 vs. Illinois State

Game-by-Game

Opponent	Pos	AB	R	H	RBI	2B	3B	HR	BB	SB	CS	HBP	SAC	SF	GDP	K	PO	A	E	AVG
vs Texas Southern	*of	4	2	2	1	0	0	1	0	0	0	0	0	0	0	0	2	0	0	500
at Lamar	*of	4	1	1	0	0	0	0	0	0	0	0	0	0	0	1	1	1	0	375
at Lamar	*of	3	0	0	0	0	0	0	0	0	0	0	0	0	0	1	1	1	0	273
vs Texas Southern	*of	3	0	1	0	0	0	0	1	0	0	0	0	0	0	1	0	3	0	286
at Central Arkansas-1	*of	4	0	1	0	0	0	0	0	0	0	0	0	0	0	1	0	0	0	278
at Central Arkansas-2	*of	4	0	1	1	0	1	0	0	0	0	0	0	0	0	1	0	0	1	273
vs Saint Joseph's	*of	4	0	0	0	0	0	0	0	0	0	0	0	0	0	2	0	0	0	231
at ECU	*of	4	1	1	1	1	0	0	0	0	0	0	0	0	0	1	1	0	0	233
vs Pepperdine	*of	4	1	1	2	1	0	0	0	0	0	0	0	0	0	2	2	2	0	235
OKLAHOMA STATE	*of	3	1	1	0	0	0	0	0	0	0	0	0	0	0	2	2	0	0	216
ARKANSAS STATE	*of	4	1	1	0	0	0	0	0	0	0	0	0	0	0	1	4	0	0	220
ARKANSAS STATE	ph/of	1	0	0	0	0	0	0	0	0	0	0	0	0	0	1	0	0	0	214
ARKANSAS STATE	*of	3	1	1	1	1	0	0	0	0	0	0	0	0	0	0	3	0	0	222
ORAL ROBERTS	*of	3	0	0	0	0	0	0	1	0	0	0	0	0	0	2	3	0	0	208
vs Iowa	*of	4	0	2	1	0	0	0	0	0	0	0	0	0	0	1	0	0	0	231
vs Seton Hall	*of	3	2	1	3	1	0	0	1	0	0	0	0	0	0	0	1	4	0	236
at Oklahoma State	*of	4	1	3	0	0	0	0	0	0	0	0	0	0	0	0	4	1	0	271
SOUTHEAST MISSOU	*of	5	1	1	0	1	0	0	0	0	0	0	0	0	0	2	2	0	0	266
MURRAY STATE	*of	1	0	0	0	0	0	0	0	0	0	0	0	0	0	0	1	0	0	262
CAL STATE NORTHRI	*of	4	0	0	0	0	0	0	0	0	0	0	0	0	0	3	3	0	0	261
CAL STATE NORTHRI	*of	4	0	0	0	0	0	0	0	0	0	0	0	0	0	1	3	0	0	247
CAL STATE NORTHRI	*of	4	0	1	0	0	0	0	0	0	0	0	0	0	0	1	3	0	0	247
at Kansas	*of	5	1	2	0	1	0	0	0	0	0	0	0	0	0	0	2	0	0	256
at Indiana State	*of	4	1	2	0	0	0	0	0	0	0	0	0	0	0	1	0	0	0	267
at Indiana State	*of	4	0	0	0	0	0	0	0	0	0	0	0	0	0	1	2	0	0	256
at Indiana State	ph/of	3	0	1	1	1	0	0	0	0	0	0	0	0	0	0	1	0	0	258
EVANSVILLE	*of	3	1	1	0	0	0	0	0	0	0	0	0	0	0	0	2	0	0	260
EVANSVILLE	*of	4	1	1	0	0	0	0	0	0	0	0	0	0	0	1	6	0	0	250
EVANSVILLE	*of	5	0	0	0	0	0	0	0	0	0	0	0	0	0	1	1	0	0	238
MIZZOU	*of	4	1	2	1	0	0	0	0	0	0	0	0	0	0	0	2	0	0	248
OREGON STATE-1	*of	3	0	2	1	0	0	0	0	0	0	0	0	0	0	1	0	0	0	259
OREGON STATE-2	*of	3	0	1	0	1	0	0	0	0	0	0	0	0	0	1	2	0	0	261
at Kansas	*of	2	1	1	0	0	0	0	0	0	0	0	0	0	0	0	1	0	0	265
ILLINOIS STATE	*of	2	0	0	0	0	0	0	0	0	0	0	0	0	0	1	0	0	0	261
ILLINOIS STATE-1	*of	4	0	1	0	0	0	0	0	0	0	0	0	0	0	1	1	0	0	260
ILLINOIS STATE-2	*of	3	0	2	1	0	0	0	0	0	0	0	0	0	0	0	3	0	0	270
at Mizzou	*of	3	0	0	0	0	0	0	0	0	0	0	0	0	0	0	0	0	0	264
at Bradley	*of	4	1	2	0	0	0	0	0	0	0	0	0	0	0	1	2	0	0	271
at Bradley	*of	4	0	1	0	0	0	0	0	0	0	0	0	0	0	0	2	0	0	270
at Bradley	*of	3	0	1	0	0	0	0	0	0	0	0	0	0	0	1	1	0	0	271
KANSAS	*of	4	0	0	0	0	0	0	0	0	0	0	0	0	0	0	0	0	0	264
at Valparaiso	*of	2	0	1	2	1	0	0	0	0	0	0	0	0	0	0	1	0	0	262
at Valparaiso	ph/of	2	0	2	0	0	0	0	0	0	0	0	0	0	0	1	0	0	0	268
at Valparaiso	*of	4	1	1	3	0	0	1	0	0	0	0	0	0	0	0	1	0	0	268
41gs		157	20	42	23	9	1	2	11	0	2	5	5	0	3	31	76	4	1	268

Career Totals

Year	AVG	G-GS	AB	R	H	2B	3B	HR	RBI	SLG	BB	SO	OBP	SF	SH	SB-A	FA
2017	.222	58-45	158	21	35	8	1	0	17	.285	25	42	.344	1	0	7-8	.978
2018	.268	44-41	157	20	42	9	1	2	23	.376	11	31	.335	0	5	0-2	.988
Totals	.244	102-86	315	41	77	17	2	2	40	.330	36	73	.340	1	5	7-10	.982



DREW MILLAS

24

Sophomore
C | B/R | 6-2 | 205
Swansea, Ill. (Belleville East HS)

Career Highs


AB:	6	3/24/17 at Central Michigan
R:	3	3/17/18 vs. Seton Hall
H:	4	3x, last 4/17/18 at Arkansas
RBI:	4	2x last 4/21/18 vs. Illinois State
2B:	2	4/13/18 vs. Oregon State
3B:	1	2x, last 4/7/18 vs. Evansville
HR:	1	7x, last 5/5/18 at Valparaiso
SB:	1	5x, last 4/21/18 vs. Illinois State
SO:	3	2x, last 3/13/18 vs. Oral Roberts
BB:	3	2/16/18 vs. Texas Southern

Game-by-Game

Opponent	Pos	AB	R	H	RBI	2B	3B	HR	BB	SB	CS	HBP	SAC	SF	GDP	K	PO	A	E	AVG
vs Texas Southern	*dh	2	1	1	1	0	0	0	3	0	0	0	0	0	0	0	0	0	0	500
at Lamar	*dh	4	0	1	0	0	0	0	0	0	0	0	0	0	0	1	0	0	0	333
at Lamar	*dh	3	0	1	0	0	0	0	0	0	0	0	0	0	0	1	0	0	0	333
vs Texas Southern	*dh	4	0	2	0	0	0	0	0	0	0	0	0	0	0	1	1	0	0	385
at Central Arkansas-1	*dh	4	0	0	0	0	0	0	0	0	0	0	0	0	0	0	1	0	0	294
at Central Arkansas-2	*dh	4	0	1	2	0	0	0	0	0	0	0	0	0	0	0	0	0	0	286
vs Saint Joseph's	*dh	1	0	1	2	1	0	0	0	0	0	0	0	0	0	0	0	0	0	318
at ECU	*dh	4	0	4	2	0	0	0	1	0	0	0	0	0	0	0	0	0	0	423
vs Pepperdine	*dh	4	0	2	1	1	0	0	0	0	0	0	0	0	0	1	1	0	0	433
OKLAHOMA STATE	*dh	4	1	2	1	0	0	0	2	0	0	0	0	0	0	0	0	0	0	441
ARKANSAS STATE	*dh/c	3	0	1	3	1	0	0	1	0	0	0	0	0	0	0	0	0	0	432
ARKANSAS STATE	*dh	3	0	0	0	0	0	0	1	0	0	0	0	0	0	0	1	0	0	400
ARKANSAS STATE	*dh	3	0	0	1	0	0	0	0	0	0	0	0	0	0	1	0	0	0	372
ORAL ROBERTS	*dh	5	1	2	4	0	0	0	1	0	0	0	0	0	0	0	3	0	0	375
vs Iowa	*dh	4	1	1	0	0	0	0	1	0	0	0	0	0	0	0	2	0	0	385
vs Seton Hall	*c	3	3	3	1	0	0	0	2	0	0	0	0	0	0	0	0	0	0	400
at Oklahoma State	*dh	3	0	0	0	0	0	0	0	0	0	0	0	0	0	0	0	0	0	379
SOUTHEAST MISSOU	*dh	4	0	1	2	0	0	0	0	0	0	0	0	0	0	0	1	9	0	371
MURRAY STATE	*dh/c	5	0	1	2	0	0	0	0	0	0	0	0	0	0	0	2	1	0	358
CAL STATE NORTHRI	*dh	4	0	0	0	0	0	0	0	0	0	0	0	0	0	0	1	0	0	338
CAL STATE NORTHRI	*c	4	1	1	2	0	0	0	1	0	0	0	0	0	0	0	2	7	1	333
CAL STATE NORTHRI	*dh	3	1	0	0	0	0	0	2	0	0	0	0	0	0	0	0	0	0	321
at Kansas	*c	4	1	1	3	0	0	0	0	0	0	0	0	0	0	0	6	1	0	317
at Indiana State	*dh	4	0	0	0	0	0	0	0	0	0	0	0	0	0	0	1	0	0	302
at Indiana State	*c	5	0	0	0	0	0	0	0	0	0	0	0	0	0	0	0	11	2	286
at Indiana State	*c	2	0	0	0	0	0	0	2	0	0	0	0	0	0	0	0	4	0	280
EVANSVILLE	*																			

MISSOURI STATE BASEBALL

Games 45-47 | MISSOURI STATE BEARS (30-14, 13-2 MVC) vs. SOUTHERN ILLINOIS SALUKIS (25-23, 8-7 MVC) | May 11-13 | Springfield, Mo. | Hammons Field (8,000) | KBFL AM/FM



SAM FAITH

26

Freshman
IF | B/R | 6-3 | 195
St. Charles, Ill. (North HS)



NATE WITHERSPOON

27

Sophomore
LHP | L/L | 6-4 | 210
Eureka, Mo. (Eureka HS)

Career Highs

AB:	5	3/3/18 at ECU
R:	1	6x, last 4/29/18 at Bradley
H:	1	4x, last 4/29/18 at Bradley
RBI:	2	3/17/18 vs. Seton Hall
2B:	1	2/16/18 at Lamar
3B:	NA	NA
HR:	1	3/17/18 vs. Seton Hall
SB:	1	3/21/18 vs. Murray State
SO:	3	4/13/18 vs. Oregon State
BB:	1	2x, last 3/21/18 vs. Murray State

Game-by-Game

Opponent	Pos	AB	R	H	RBI	2B	3B	HR	BB	SB	CS	HBP	SAC	SF	GDP	K	PO	A	E	Avg
at Lamar	ph	1	0	1	1	0	0	0	0	0	0	0	0	0	0	0	0	0	0	1.000
at Lamar	ph/3b	1	0	0	0	0	0	0	0	0	0	0	0	0	0	1	0	0	0	.500
vs Texas Southern	*3b	1	1	0	0	0	0	0	1	0	0	0	0	0	0	0	0	3	0	.333
vs Saint Joseph's	ph/3b	0	0	0	0	0	0	0	0	0	0	1	0	0	0	0	0	1	0	.333
at ECU	*3b	5	1	0	0	0	0	0	0	0	0	0	0	0	0	0	1	1	0	.125
vs Pepperdine	3b	1	1	0	0	0	0	0	0	0	0	0	0	1	0	0	0	0	0	.111
ARKANSAS STATE	ph/2b	1	0	0	0	0	0	0	0	0	0	0	0	0	0	0	1	0	1	.100
ORAL ROBERTS	2b	0	0	0	0	0	0	0	0	0	0	0	0	1	0	0	0	0	0	.100
vs Seton Hall	ph/3b	1	1	1	2	0	0	1	0	0	0	0	0	0	0	0	0	1	0	.182
SOUTHEAST MISSOURI	*dh	2	0	0	0	0	0	0	0	0	0	0	0	0	0	0	1	0	0	.154
MURRAY STATE	ph	0	1	0	0	0	0	0	1	1	0	0	0	0	0	0	0	0	0	.154
at Kansas	ph/3b	1	0	0	0	0	0	0	0	0	0	0	0	0	0	0	0	0	0	.143
EVANSVILLE	*dh	4	0	1	0	0	0	0	0	0	0	0	0	0	0	0	2	0	0	.167
MIZZOU	ph/dh	3	0	0	0	0	0	0	0	0	0	0	0	0	1	0	0	0	0	.143
OREGON STATE-2	ph/dh	3	0	0	0	0	0	0	0	0	0	0	0	0	3	0	0	0	0	.125
at Arkansas	*dh	4	0	1	0	0	0	0	0	0	0	0	0	0	0	0	1	0	0	.143
ILLINOIS STATE-2	ph/2b	1	0	0	0	0	0	0	0	0	0	0	0	0	0	0	1	0	1	.138
at Mizzou	ph	1	0	0	0	0	0	0	0	0	0	0	0	0	0	0	1	0	0	.133
at Bradley	ph	1	1	0	0	0	0	0	0	0	0	0	0	0	0	0	0	0	0	.129
at Valparaiso	ss	2	0	0	0	0	0	0	0	0	0	0	0	0	0	0	1	2	0	.121
5gs		33	6	4	3	1	0	1	2	1	0	1	2	0	0	13	2	11	1	.121

Career Highs

IP:	7.0	5/26/17 vs. Illinois State
H (most):	8	4/11/17 vs. Arkansas
H (fewest):	0	9x, last 3/30/18 at Indiana State
ER (most):	5	3/7/17 at Oklahoma State
ER (fewest):	0	18x, last 4/21/18 vs. Illinois State
BB:	3	6/4/17 at Arkansas
SO:	6	2x, last 4/11/17 vs. Arkansas
HBP:	2	2/17/18 at Lamar
Scoreless IP:	4.1	2/17/18 at Lamar

Game-by-Game

Opponent	GS	IP	H	R	ER	BB	SO	2B	3B	HR	WP	BK	HBP	IBB	Score	W-L	Sv	ERA	NP	
at Lamar	4.1	3	0	0	0	2	1	0	0	0	0	0	2	0	0-8	0-0	0	0.00	64	
at Central Arkansas-1	0.0	0	0	0	1	0	0	0	0	0	0	0	0	0	1	0-1	0-0	0	0.00	4
at ECU	0.1	1	1	1	1	1	0	0	1	0	0	0	0	0	7-4	0-0	0	1.93	17	
OKLAHOMA STATE	0.1	0	0	0	2	0	0	0	0	0	0	0	0	0	8-10	0-0	0	1.80	17	
ARKANSAS STATE	0.1	0	0	0	1	0	0	0	0	0	0	0	0	0	1-4	0-0	0	1.69	4	
ORAL ROBERTS	2.1	5	1	1	0	3	1	0	0	0	0	0	0	0	6-5	0-0	0	2.35	40	
at Oklahoma State	1.1	0	0	0	2	0	0	0	0	0	0	0	0	0	2-4	0-0	0	2.00	17	
SOUTHEAST MISSOURI	3.0	2	0	0	1	1	1	0	0	0	0	0	0	1	10-5	1-0	0	1.50	44	
CAL STATE NORTHRI	1.0	0	0	0	0	1	0	0	0	0	0	0	0	0	8-2	1-0	0	1.38	13	
at Indiana State	0.2	0	0	0	1	0	0	0	0	0	0	0	0	0	5-4	1-0	0	1.32	11	
EVANSVILLE	1.0	4	2	1	0	1	0	0	0	0	0	0	0	0	11-4	1-0	0	1.84	26	
MIZZOU	0.2	1	0	0	0	0	0	0	0	0	0	0	0	0	6-8	1-0	0	1.76	13	
OREGON STATE-1	0.2	3	3	3	0	0	1	0	1	0	0	0	0	0	6-17	1-0	0	3.38	13	
at Arkansas	2.0	2	1	0	1	1	0	0	0	0	0	0	0	0	7-11	1-0	0	3.00	35	
ILLINOIS STATE-2	3.0	1	0	0	1	3	1	0	0	2	0	0	0	0	12-3	1-0	0	2.57	57	
at Mizzou	0.2	1	1	1	1	1	0	0	0	0	0	0	0	1	2-8	1-0	0	2.91	21	
KANSAS	1.2	3	2	2	0	1	0	0	1	0	0	0	0	0	4-9	1-0	0	3.47	23	
	0	23.1	26	11	9	8	19	6	0	3	2	0	2	3	95-107	1-0	0	3.47	-	

Career Totals

Year	AVG	G-GS	AB	R	H	2B	3B	HR	RBI	SLG	BB	SO	OBP	SF	SH	SB-A	FA
2018	.121	22-5	33	6	4	1	0	1	3	.242	2	13	.194	0	2	1-1	.929
Totals	.121	22-5	33	6	4	1	0	1	3	.242	2	13	.194	0	2	1-1	.929

Career Totals

Year	ERA	W-L	G-GS	CG	SH	SV	IP	H	R	ER	BB	SO	BAA	WP	HBP
2017	4.29	4-3	15-5	0	1	0	42.0	43	21	20	15	40	.270	4	2
2018	3.47	1-0	17-0	0	0	0	23.1	26	11	9	8	6	.286	2	2
Totals	3.99	5-3	32-5	0	1	0	65.1	69	32	29	23	46	.276	6	4

MISSOURI STATE BASEBALL

Games 45-47 | MISSOURI STATE BEARS (30-14, 13-2 MVC) vs. SOUTHERN ILLINOIS SALUKIS (25-23, 8-7 MVC) | May 11-13 | Springfield, Mo. | Hammons Field (8,000) | KBFL AM/FM



AUSTIN KNIGHT

29


Senior
RHP | R/R | 6-3 | 215
Lebanon, Mo. (Lebanon HS)

Career Highs

IP:	7.0	4x, last 3/27/18 at Kansas
H (most):	8	4/18/17 at Missouri
H (fewest):	0	3x, last 5/14/17 vs. Indiana State
ER (most):	8	5/8/16 vs. Southern Illinois
ER (fewest):	0	11x, last 5/28/17 vs. Illinois State
BB:	4	4x, last 4/10/18 vs. Missouri
SO:	7	3/15/17 at Southeast Missouri
HBP:	3	2x, last 2/16/18 vs. Texas Southern
Scoreless IP:	7.0	2x, last 3/21/17 vs. New Orleans

Game-by-Game

Opponent	GS	IP	H	R	ER	BB	SO	2B	3B	HR	WP	BK	HBP	IBB	Score	W/L	Sv	ERA	NP
vs Texas Southern	*	3.2	7	1	1	2	4	0	0	0	0	0	0	0	3-2	0-0	0	2.45	86
vs Saint Joseph's	*	5.0	3	1	1	3	6	0	0	0	0	0	0	0	3-6	0-0	0	2.08	81
ARKANSAS STATE	*	5.1	7	4	4	2	2	1	0	1	2	0	0	2	5-4	0-0	0	3.86	98
SOUTHEAST MISSOU	*	4.2	4	4	4	2	6	2	0	0	0	0	0	1	10-5	0-0	0	4.82	84
at Kansas	*	7.0	3	2	2	4	4	1	0	1	1	0	0	0	12-2	1-0	0	4.21	98
MIZZOU	*	3.1	5	5	4	3	2	2	0	1	1	0	0	0	6-8	1-0	0	4.97	87
at Arkansas	*	0.1	1	3	3	3	1	0	0	0	0	0	0	2	7-11	1-0	0	5.83	33
at KANSAS	*	1.2	1	1	1	3	2	0	0	0	0	0	0	2	4-9	1-0	0	5.81	52
	8	31.0	31	21	20	23	28	6	0	3	4	0	10	0	55-47	1-0	0	5.81	-



LANDAN RUFF

31

Senior
OF | R/R | 6-3 | 215
Springfield, Mo. (Parkview HS)

Career Highs

AB:	5	3/14/18 vs. Iowa
R:	3	4/8/18 vs. Evansville
H:	2	5x, last 5/4/18 at Valparaiso
RBI:	3	2x, last 4/17/18 at Arkansas
2B:	1	6x, last 5/4/18 at Valparaiso
3B:	1	2x, last 3/7/18 vs. Oklahoma State
HR:	1	4x, last 4/21/18 vs. Illinois State
SB:	1	3x, last 4/8/18 vs. Evansville
SO:	3	3/14/18 vs. Iowa
BB:	2	5x, last 5/5/18 at Valparaiso

Game-by-Game

Opponent	Pys	AB	R	H	RBI	2B	3B	HR	BB	SB	CS	HBP	SAC	SF	DP	K	PO	A	E	AVG
vs Texas Southern	of	0	1	0	0	0	0	0	1	0	0	0	0	0	0	0	0	0	0	0.000
at Lamar	pr/of	1	0	0	0	0	0	0	0	0	0	0	0	0	0	0	0	0	0	0.000
vs Texas Southern	pr/of	1	1	0	0	0	0	0	0	0	0	0	0	0	0	1	2	1	0	0.000
at ECU	*of	2	0	0	0	0	0	0	0	1	0	1	0	0	0	0	2	1	0	0.000
vs Pepperdine	*of	4	1	1	1	0	0	0	0	0	0	0	0	0	0	1	4	0	0	0.125
OKLAHOMA STATE	*of	3	1	1	1	0	1	0	1	0	0	1	0	0	0	1	2	0	0	0.182
ARKANSAS STATE	*of	3	0	0	0	0	0	0	1	0	0	0	0	0	0	2	0	0	0	0.143
ARKANSAS STATE	*of	2	1	1	1	0	1	0	0	0	0	0	0	0	0	1	3	0	0	0.188
ARKANSAS STATE	*of	2	0	0	0	0	0	0	1	0	0	0	0	0	0	2	1	0	0	0.167
ORAL ROBERTS	*of	2	0	0	0	0	0	0	0	0	0	0	0	0	0	2	2	0	0	0.150
vs Iowa	*of	5	1	1	0	0	1	0	0	0	0	0	0	0	0	3	0	0	0	0.160
vs Seton Hall	*of	1	0	0	0	0	0	0	0	0	0	0	0	0	0	1	0	0	0	0.154
at Oklahoma State	*of	2	0	0	0	0	0	0	0	0	0	0	1	0	0	0	2	0	0	0.143
SOUTHEAST MISSOU	*of	1	0	0	1	0	0	0	1	0	0	0	0	1	0	1	1	0	0	0.138
MURRAY STATE	ph/of	1	0	0	0	0	0	0	0	0	0	0	0	0	0	0	0	0	0	0.133
at Kansas	of	1	0	0	0	0	0	0	0	0	0	0	0	0	0	0	1	0	0	0.129
at Indiana State	of	1	0	0	0	0	0	0	0	0	0	0	0	0	0	0	0	0	0	0.125
at Indiana State	of	0	0	0	0	0	0	0	0	1	0	0	0	0	0	0	0	1	0	0.125
EVANSVILLE	of	1	0	0	0	0	0	0	0	0	0	0	0	0	0	1	0	0	0	0.121
EVANSVILLE	of	1	0	0	1	0	0	0	1	0	0	0	0	0	0	0	1	0	0	0.118
EVANSVILLE	of	1	3	1	0	0	0	0	2	1	0	1	0	0	0	0	4	0	0	0.143
MIZZOU	of	1	0	0	0	0	0	0	0	0	0	0	0	0	0	0	1	0	0	0.139
OREGON STATE-1	of	1	0	0	0	0	0	0	0	0	0	0	1	0	0	1	0	0	0	0.135
OREGON STATE-2	of	1	0	1	0	0	0	0	0	0	0	0	0	0	0	0	0	0	0	0.158
at Arkansas	of	4	1	2	3	1	0	0	0	0	0	0	0	0	0	1	6	0	0	0.190
ILLINOIS STATE	of	3	1	0	0	0	0	0	0	0	0	1	0	0	0	1	1	1	0	0.178
ILLINOIS STATE-1	of	3	1	0	0	0	0	0	0	0	0	1	0	0	0	1	2	0	0	0.167
ILLINOIS STATE-2	of	3	2	1	2	0	0	1	1	0	0	0	0	0	0	0	3	0	0	0.176
at Mizzou	of	1	0	1	0	0	0	0	0	0	0	0	0	0	0	0	0	0	0	0.192
at Bradley	of	1	1	0	0	0	0	0	2	0	0	1	1	0	0	0	0	0	0	0.189
at Bradley	of	3	0	1	0	0	0	0	0	0	0	0	0	0	0	1	0	0	0	0.196
at Bradley	of	4	0	0	0	0	0	0	0	0	0	0	0	0	0	2	4	0	0	0.183
KANSAS	of	2	0	0	0	0	0	0	0	0	0	0	0	0	0	1	1	0	0	0.177
at Valparaiso	of	2	1	2	0	0	0	2	0	0	0	0	0	0	0	0	3	0	0	0.203
at Valparaiso	of/of	3	0	0	0	0	0	2	0	0	0	0	0	0	0	2	3	0	0	0.194
at Valparaiso	of	3	0	0	0	0	0	0	0	0	0	1	0	0	0	2	1	0	0	0.186
	27gs	70	17	13	11	2	1	3	18	1	1	5	5	1	2	28	53	2	1	0.186

Career Totals


Year	ERA	W-L	G-GS	CG	SH	SV	IP	H	R	ER	BB	SO	BAA	WP	HBP
2015	10.80	0-0	2-0	0	0	0	1.2	2	2	2	2	0	.333	0	1
2016	5.33	5-2	15-9	0	0	1	52.1	47	34	31	22	41	.242	2	4
2017	3.97	3-2	15-8	0	1	0	59.0	54	29	26	26	41	.256	10	6
2018	5.81	1-0	8-8	0	0	0	31.0	31	21	20	23	28	.265	4	10
Totals	4.94	9-4	40-25	0	1	1	144.0	134	86	79	73	110	.254	16	21

Career Totals

Year	AVG	G-GS	AB	R	H	2B	3B	HR	RBI	SLG	BB	SO	OBP	SF	SH	SB-A	FA
2015	.000	19-0	1	4	0	0	0	0	0	.000	0	1	.000	0	0	0-0	.000
2016	.222	20-0	9	8	2	1	0	0	0	.333	0	0	.222	0	0	0-0	1.000
2017	.280	40-12	50	17	14	3	1	1	10	.440	7	15	.393	1	3	2-2	1.000
2018	.186	43-27	70	17	13	2	1	3	11	.371	18	28	.383	1	5	1-2	.982
Totals	.223	122-39	130	46	29	6	2	4	21	.392	25	44	.376	2	8	3-4	.989

MISSOURI STATE BASEBALL

Games 45-47 | MISSOURI STATE BEARS (30-14, 13-2 MVC) vs. SOUTHERN ILLINOIS SALUKIS (25-23, 8-7 MVC) | May 11-13 | Springfield, Mo. | Hammons Field (8,000) | KBFL AM/FM



JOHN PRIVITERA

32

Sophomore
IF | L/R | 5-8 | 170
Lee's Summit, Mo. (West HS)



MATT RUSSELL

33

Freshman
RHP | R/R | 6-2 | 190
Kansas City, Mo. (Staley HS)

Career Highs

AB:	5	7x, last 5/6/18 at Valparaiso
R:	3	2/16/18 at Lamar
H:	3	2x, last 5/6/18 at Valparaiso
RBI:	4	5/6/17 at Southern Illinois
2B:	1	6x, last 5/5/18 at Valparaiso
3B:	1	2/18/18 vs. Texas Southern
HR:	NA	NA
SB:	2	2x, last 4/20/18 vs. Illinois State
SO:	2	10x, last 4/29/18 at Bradley
BB:	3	2x, last 3/27/18 at Kansas

Game-by-Game

Opponent	Pos	AB	R	H	RBI	2B	3B	HR	BB	SB	CS	HBP	SAC	SF	GDP	K	PO	A	E	Avg
vs Texas Southern	*2b	4	0	1	0	0	0	0	0	0	0	0	0	0	0	1	2	4	0	.250
at Lamar	*2b	3	3	1	1	0	0	0	2	0	0	0	0	0	0	1	3	2	4	.286
at Lamar	*2b	3	0	2	0	0	0	0	0	1	0	0	0	0	0	1	3	2	0	.400
vs Texas Southern	*2b	4	1	2	3	0	1	0	1	0	0	0	0	0	0	0	4	1	1	.429
at Central Arkansas-1	*2b	4	0	0	0	0	0	0	2	1	0	0	0	0	0	0	1	1	1	.375
at Central Arkansas-2	*2b	2	0	1	1	0	0	0	0	0	0	0	0	0	0	0	1	1	1	.333
vs Saint Joseph's	*2b	4	0	0	0	0	0	0	0	0	0	0	0	0	0	0	1	2	0	.280
at ECU	*2b	4	2	1	0	1	0	0	0	0	0	0	0	0	0	1	2	2	0	.276
vs Pepperdine	*2b	4	0	0	1	0	0	0	1	0	0	0	0	0	0	1	2	4	0	.273
OKLAHOMA STATE	*2b	5	0	1	0	0	0	0	1	1	0	0	0	0	0	1	0	2	0	.263
ARKANSAS STATE	*2b	4	0	0	0	0	0	0	0	0	0	0	0	0	0	0	1	2	1	.238
ARKANSAS STATE	*2b	3	0	0	0	0	0	0	1	0	0	0	0	0	0	1	0	3	0	.222
ARKANSAS STATE	*2b	3	1	1	0	1	0	0	1	0	0	0	0	0	0	1	3	0	0	.229
ORAL ROBERTS	*2b	2	0	0	0	0	0	0	0	0	0	0	0	0	0	1	2	2	0	.220
vs Iowa	*2b	4	1	1	0	0	0	0	0	1	0	0	0	0	0	1	1	0	0	.222
vs Selton Hall	*2b	4	2	1	0	0	0	0	2	0	0	0	0	0	0	1	2	3	0	.220
at Oklahoma State	*2b	5	0	1	0	0	0	0	0	0	0	0	0	0	0	1	0	3	0	.212
SOUTHEAST MISSOURI	*2b	3	2	0	1	0	0	0	2	1	0	0	0	0	0	2	1	3	0	.212
MURRAY STATE	*2b	3	2	1	0	0	0	0	0	0	0	0	0	0	0	0	3	1	0	.217
CAL STATE NORTHRI	*2b	3	1	2	0	0	0	0	0	0	0	0	0	0	0	0	1	3	0	.236
CAL STATE NORTHRI	*2b	3	3	1	1	0	0	0	1	0	0	0	0	0	0	1	2	1	0	.240
CAL STATE NORTHRI	*2b	4	0	1	0	0	0	0	0	0	0	0	0	0	0	0	0	4	0	.241
at Kansas	*2b	1	2	0	1	0	0	0	3	0	0	0	0	0	0	1	1	3	0	.237
at Indiana State	*2b	2	1	0	0	0	0	0	1	0	0	0	0	0	0	0	1	2	0	.232
at Indiana State	*2b	3	1	1	1	0	0	0	2	0	0	0	0	0	0	1	3	2	0	.235
at Indiana State	*2b	4	4	1	3	1	0	0	0	0	0	0	0	0	0	0	2	9	0	.258
EVANSVILLE	*2b	3	0	0	1	3	1	0	0	0	0	0	0	1	0	0	1	4	0	.261
EVANSVILLE	*2b	3	0	1	1	0	0	0	0	0	0	0	0	0	0	2	1	4	0	.263
EVANSVILLE	*2b	3	0	1	0	0	0	0	2	2	0	0	0	1	0	1	3	0	0	.258
EVANSVILLE	*2b	3	0	1	0	0	0	0	0	0	0	0	0	0	0	1	1	2	0	.250
MIZZOU	*2b	5	1	0	0	0	0	0	1	0	0	0	0	0	0	1	1	4	0	.240
OREGON STATE-1	*2b	4	4	0	0	0	0	0	0	0	0	0	0	0	0	1	1	4	0	.234
OREGON STATE-2	*2b	3	0	0	0	0	0	0	1	0	0	0	0	0	0	1	1	4	0	.234
at Arkansas	*2b	0	0	0	0	0	0	0	0	0	0	0	0	0	0	1	2	4	0	.227
ILLINOIS STATE	*2b	3	0	0	0	0	0	0	0	0	0	0	0	0	0	0	1	4	0	.232
ILLINOIS STATE-1	*2b	3	0	1	0	0	0	0	1	1	0	0	0	0	0	0	1	2	1	.235
ILLINOIS STATE-2	*2b	4	0	1	0	0	0	0	0	1	0	0	0	0	0	2	0	1	0	.235
at Mizzou	*2b	3	0	1	0	0	0	0	0	0	0	0	0	0	0	1	2	2	0	.238
at Bradley	*2b	3	0	0	0	0	0	0	0	0	0	0	0	0	0	2	0	2	0	.232
at Bradley	*2b	3	0	0	0	0	0	0	0	0	0	0	0	0	0	1	2	2	1	.227
at Bradley	*2b	2	0	0	0	1	0	0	2	0	0	0	0	0	0	2	0	1	0	.223
KANSAS	*2b	3	0	0	0	0	0	0	1	0	0	0	0	0	0	1	0	2	4	.218
at Valparaiso	*2b	3	1	1	0	0	0	0	0	0	0	0	0	0	0	1	0	0	0	.221
at Valparaiso	*2b	3	1	1	0	0	0	0	0	0	0	0	0	0	0	1	1	0	0	.223
at Valparaiso	*2b	5	0	3	0	0	0	0	1	1	0	0	0	0	0	0	3	4	0	.236
at Valparaiso	*2b	4	0	1	0	0	0	0	0	0	0	0	0	0	0	0	0	0	0	.236
44gs		144	29	34	16	5	1	0	34	11	2	3	3	1	36	64	109	5	236	

Career Totals

Year	AVG	G-GS	AB	R	H	2B	3B	HR	RBI	SLG	BB	SO	OBP	SF	SH	SB-A	FA
2017	.235	37-24	81	17	19	1	0	0	8	.247	16	22	.364	1	4	2-3	.978
2018	.236	44-44	144	29	34	5	1	0	16	.285	34	36	.390	1	3	11-13	.972
Totals	.236	81-68	225	46	53	6	1	0	24	.271	50	58	.381	2	7	13-16	.974

Career Highs

IP:	5.0	4/21/18 vs. Illinois State
H (most):	4	4/21/18 vs. Illinois State
H (fewest):	0	4x, last 4/10/18 vs. Missouri
ER (most):	3	3x, last 4/21/18 vs. Illinois State
ER (fewest):	0	11x, last 5/6/18 at Valparaiso
BB:	4	3/4/18 vs. Pepperdine
SO:	6	3/21/18 vs. Murray State
HBP:	2	5/6/18 at Valparaiso
Scoreless IP:	4.1	3/21/18 vs. Murray State

Game-by-Game

Opponent	GS	IP	H	R	ER	BB	SO	2B	3B	HR	WP	BK	HBP	IBB	Score	W-L	Sv	ERA	NP
vs Texas Southern		1.0	1	0	0	1	2	0	0	0	0	0	0	0	8-2	0-0	0	0.00	22
vs Texas Southern		0.1	0	0	0	0	0	0	0	0	0	0	0	0	6-5	0-0	1	0.00	4
at Central Arkansas-1		0.0	1	0	0	0	0	0	0	0	0	0	0	0	0-1	0-0	1	0.00	2
at Central Arkansas-2		0.2	1	1	1	2	0	0	0	0	0	0	0	0	5-2	0-0	1	4.50	21
at ECU		1.2	0	0	0	0	2	0	0	0	0	0	0	0	7-4	0-0	2	2.45	21
vs Pepperdine		1.0	2	3	3	4	1	0	0	0	1	0	0	0	8-7	0-0	2	7.71	41
ORAL ROBERTS		1.0	1	2	2	3	3	1	0	0	0	0	0	0	6-5	0-0	2	9.53	42
at ECU		4.1	1	0	0	1	6	0	0	0	0	0	0	0	5-4	0-0	2	5.40	62
MURRAY STATE		1.0	0	0	0	0	1	0	0	0	0	0	0	0	8-2	0-0	2	4.91	10
CAL STATE NORTHRI		0.1	1	0	0	0	0	0	0	0	0	0	0	1	5-4	0-0	2	4.76	10
at Indiana State		4.0	3	0	0	0	1	1	0	0	1	0	0	0	8-2	0-0	3	3.52	44
EVANSVILLE		0.2	0	0	0	0	0	0	0	0	0	0	0	0	6-8	0-0	3	3.38	6
MIZZOU		2.0	2	2	2	1	2	0	0	1	0	0	0	0	6-17	0-0	3	4.00	38
OREGON STATE-1		0.2	3	3	3	0	0	1	0	1	0	0	0	0	7-11	0-0	3	5.30	21
at Arkansas		5.0	4	3	3	1	5	1	0	1	0	0	0	0	12-3	1-0	3	5.32	84
ILLINOIS STATE-2	*	0.0	2	1	1	0	0	0	0	0	0	0	0	0	2-8	1-0	3	5.70	9
at Mizzou		1.1	1	0	0	0	2	0	0	0	0	0	0	0	4-9	1-0	3	5.40	21
KANSAS	*	2.2	1	0	0	1	1	0	0	0	0	0	0	2	6-2	1-0	3	4.88	25
at Valparaiso		2	27.2	24	15	15	14	26	5	0	3	3	0	3	109-96	1-0	3	4.88	-

Career Totals

Year	ERA	W-L	G-GS	CG	SH	SV	IP	H	R	ER	BB	SO	BAA	WP	HBP
2018	4.88	1-0	18-2	0	0	3	27.2	24	15	15	14	26	.233	3	3
Totals	4.88	1-0	18-2	0	0	3	27.2	24	15	15	14	26	.233	3	3

MISSOURI STATE BASEBALL

Games 45-47 | MISSOURI STATE BEARS (30-14, 13-2 MVC) vs. SOUTHERN ILLINOIS SALUKIS (25-23, 8-7 MVC) | May 11-13 | Springfield, Mo. | Hammons Field (8,000) | KBFL AM/FM



LOGAN WILEY

35

Sophomore
RHP | R/R | 6-0 | 170
Springfield, Mo.
(Kickapoo HS/Kansas State Univ.)

Career Highs

IP:	7.1	4/21/18 vs. Illinois State
H (most):	8	3/31/18 at Indiana State
H (fewest):	0	2x, last 3/21/18 vs. Murray State
ER (most):	6	3/31/18 at Indiana State
ER (fewest):	0	6x, last 4/8/18 vs. Evansville
BB:	4	3/14/18 vs. Iowa
SO:	9	4/8/18 vs. Evansville
HBP:	2	3/25/18 vs. CSUN
Scoreless IP:	6.0	4/8/18 vs. Evansville

Game-by-Game

Opponent	GS	IP	H	R	ER	BB	SO	2B	3B	HR	WP	BK	HBP	IBB	Score	W/L	Sv	ERA	NP
at Lamar	2.0	4.0	0	0	0	1	0	0	0	0	0	0	0	0	11-2	0-0	0	0.00	18
vs Texas Southern	3.2	4.0	2	2	0	3	1	0	0	0	0	0	0	0	6-5	1-0	0	3.18	63
at Central Arkansas-1	1.1	1.0	1	1	0	1	0	0	0	0	0	0	0	1	0-1	1-1	0	3.86	4
at Central Arkansas-2	0.1	0.0	0	0	0	0	1	0	0	0	0	0	0	0	5-2	1-1	1	3.68	4
vs Saint Joseph's	1.1	1.0	5	2	2	2	1	0	0	1	0	0	0	0	3-6	1-2	1	5.19	53
vs Pepperdine	0.1	0.0	0	0	0	0	0	0	0	1	0	1	0	1	8-7	1-2	1	5.00	9
OKLAHOMA STATE	2.2	2.0	0	0	0	4	0	0	0	0	0	0	0	0	8-10	1-2	1	3.86	35
ARKANSAS STATE	2.2	2.0	1	1	1	5	0	0	0	2	0	1	0	1	1-4	1-2	1	3.77	47
vs Iowa	5.2	5.0	3	3	4	7	0	0	1	4	0	0	0	0	8-3	2-2	1	4.05	103
SOUTHEAST MISSOU	1.1	2.0	1	1	0	1	0	0	1	1	0	0	0	0	10-5	2-2	1	4.22	20
MURRAY STATE	1.0	0.0	0	0	0	0	0	0	0	0	0	0	0	0	5-4	2-2	1	4.03	17
CAL STATE NORTHRI	7.0	5.0	2	2	0	3	0	0	1	0	0	0	2	0	8-2	3-2	1	3.88	93
at Indiana State	4.0	8.0	6	6	0	3	2	0	0	0	0	0	0	0	4-6	3-3	1	4.86	59
EVANSVILLE	6.0	3.0	0	0	0	9	0	0	0	0	0	0	0	0	11-4	4-3	1	4.12	84
at Arkansas	3.1	2.0	1	1	2	3	1	0	0	0	0	0	0	0	7-11	4-3	1	4.01	51
ILLINOIS STATE-1	7.1	5.0	3	1	1	3	0	0	0	0	0	0	0	0	6-3	5-3	1	3.60	91
at Bradley	6.0	7.0	2	1	2	7	1	0	0	1	0	0	0	0	0-2	5-4	1	3.38	103
at Valparaiso	7.0	5.0	2	2	2	7	2	0	0	0	0	1	0	0	6-4	6-4	1	3.29	107
	7	63.0	59	29	23	14	60	8	0	3	10	0	6	0	107-81	6-4	1	3.29	-

Career Totals

Year	ERA	W-L	G-GS	CG	SH	SV	IP	H	R	ER	BB	SO	BAA	WP	HBP
2018	3.29	6-4	18-7	0	0	1	63.0	59	29	23	14	60	.242	10	6
Totals	3.29	6-4	18-7	0	0	1	63.0	59	29	23	14	60	.242	10	6



TY BUCKNER

36

Freshman
RHP | R/R | 6-1 | 190
St. Louis, Mo. (Ladue Horton Watkins HS)

Career Highs

IP:	7.0	4/29/18 at Bradley
H (most):	7	2x, last 4/13/18 vs. Oregon State
H (fewest):	0	5/4/18 at Valparaiso
ER (most):	10	4/13/18 vs. Oregon State
ER (fewest):	0	4x, last 5/4/18 at Valparaiso
BB:	4	7x, last 5/4/18 at Valparaiso
SO:	7	3/30/18 at Indiana State
HBP:	1	5x, last 4/29/18 at Bradley
Scoreless IP:	5.2	3/24/18 vs. CSUN

Game-by-Game

Opponent	GS	IP	H	R	ER	BB	SO	2B	3B	HR	WP	BK	HBP	IBB	Score	W/L	Sv	ERA	NP
at Lamar	2.1	5.0	6	4	4	0	0	0	0	0	0	0	0	0	0-8	0-1	0	15.43	71
at Central Arkansas-2	4.2	3.0	1	0	4	3	0	0	0	0	0	0	1	0	5-2	0-1	0	5.14	99
vs Pepperdine	5.0	7.0	2	0	1	2	1	0	0	0	0	0	0	0	8-7	0-1	0	3.00	70
ARKANSAS STATE	6.0	5.0	3	3	2	6	1	0	1	0	0	0	0	0	1-4	0-2	0	3.50	95
vs Seton Hall	6.0	5.0	1	1	2	4	0	0	0	0	0	0	1	0	14-2	1-2	0	3.00	95
CAL STATE NORTHRI	5.2	3.0	0	0	4	5	0	0	0	0	0	0	1	0	5-0	2-2	0	2.43	92
at Indiana State	5.0	1.0	2	1	4	7	0	0	0	0	0	0	0	0	5-4	2-2	0	2.34	94
EVANSVILLE	5.0	1.0	2	2	4	4	1	0	0	0	0	0	1	0	8-2	3-2	0	2.50	101
OREGON STATE-2	1.2	7.0	10	10	4	2	1	0	3	1	0	0	0	0	2-10	3-3	0	4.57	69
at Mizzou	4.1	5.0	3	3	1	5	3	0	1	4	0	0	0	0	2-8	3-4	0	4.73	103
at Bradley	7.0	1.0	2	2	2	6	0	0	1	0	0	0	1	0	13-2	4-4	0	4.44	92
at Valparaiso	4.2	0.0	0	0	4	2	0	0	0	0	0	0	0	0	6-5	5-4	0	4.08	73
	11	57.1	42	32	26	36	46	7	1	5	5	0	5	0	69-54	5-4	0	4.08	-

Career Totals

Year	ERA	W-L	G-GS	CG	SH	SV	IP	H	R	ER	BB	SO	BAA	WP	HBP
2018	4.08	5-4	12-11	1	1	0	57.1	42	32	26	36	46	.202	5	5
Totals	4.08	5-4	12-11	1	1	0	57.1	42	32	26	36	46	.202	5	5

MISSOURI STATE BASEBALL

Games 45-47 | MISSOURI STATE BEARS (30-14, 13-2 MVC) vs. SOUTHERN ILLINOIS SALUKIS (25-23, 8-7 MVC) | May 11-13 | Springfield, Mo. | Hammons Field (8,000) | KBFL AM/FM



ZACH GIBBS

40

Freshman
RHP | R/R | 6-1 | 190
Wentzville, Mo. (Holt HS)

Career Highs

IP:	2.0	4/13/18 vs. Oregon State
H (most):	4	4/13/18 vs. Oregon State
H (fewest):	0	4/21/18 vs. Illinois State
ER (most):	2	4/13/18 vs. Oregon State
ER (fewest):	0	3x, last 4/21/18 vs. Illinois State
BB:	2	3/9/18 vs. Arkansas State
SO:	1	3/9/18 vs. Arkansas State
HBP:	NA	NA
Scoreless IP:	1.0	2x, last 4/21/18 vs. Illinois State

Game-by-Game

Opponent	GS	IP	H	R	ER	BB	SO	2B	3B	HR	WP	BK	HBP	IBB	Score	W/L	Sv	ERA	NP
ARKANSAS STATE vs Seton Hall	1.0	1	3	0	2	1	1	0	0	0	0	0	0	0	12-4	0-0	0	0.00	22
OREGON STATE-1	2.0	4	2	2	1	0	2	0	0	1	0	0	0	0	6-17	0-0	0	4.50	32
ILLINOIS STATE-2	1.0	0	0	0	0	0	0	0	0	0	0	0	0	0	12-3	0-0	0	3.60	12
	0	5.0	6	5	2	4	1	3	0	0	1	0	0	0	44-26	0-0	0	3.60	-



MICHAEL BRIGGS

41

Sophomore
C | R/R | 6-2 | 225
Lee's Summit, Mo. (Archbishop O'Hara HS)

Career Highs

AB:	1	3x, last 3/27/18 at Kansas
R:	NA	NA
H:	NA	NA
RBI:	NA	NA
2B:	NA	NA
3B:	NA	NA
HR:	NA	NA
SB:	NA	NA
SO:	1	3x, last 3/27/18 at Kansas
BB:	NA	NA

Game-by-Game

Opponent	Pts	AB	R	H	RBI	2B	3B	HR	BB	CS	HBP	SAC	SF	GDP	K	PO	A	E	Avg
ARKANSAS STATE vs Seton Hall	ph/c	1	0	0	0	0	0	0	0	0	0	0	0	0	1	0	0	0	.000
at Kansas	ph/c	1	0	0	0	0	0	0	0	0	0	0	0	0	1	0	1	0	.000
	ogs	3	0	0	0	0	0	0	0	0	0	0	0	0	3	0	1	0	.000

ct. .000 • Slugging pct. .000

Career Totals

Year	ERA	W-L	G-GS	CG	SH	SV	IP	H	R	ER	BB	SO	BAA	WP	HBP
2018	3.60	0-0	4-0	0	0	0	5.0	6	5	2	4	1	.286	1	0
Totals	3.60	0-0	4-0	0	0	0	5.0	6	5	2	4	1	.286	1	0

Career Totals

Year	AVG	G-GS	AB	R	H	2B	3B	HR	RBI	SLG	BB	SO	OBP	SF	SH	SB-A	FA
2018	.000	4-0	3	0	0	0	0	0	0	.000	0	3	.000	0	0	0-0	1.000
Totals	.000	4-0	3	0	0	0	0	0	0	.000	0	3	.000	0	0	0-0	1.000

MISSOURI STATE BASEBALL

Games 45-47 | MISSOURI STATE BEARS (30-14, 13-2 MVC) vs. SOUTHERN ILLINOIS SALUKIS (25-23, 8-7 MVC) | May 11-13 | Springfield, Mo. | Hammons Field (8,000) | KBFL AM/FM



BEN WHETSTONE

45

Sophomore
IF | L/R | 6-6 | 240
Overland Park, Kan. (Rockhurst HS)



ALEX MOORE

50

Sophomore
RHP | R/R | 6-7 | 245
Mountain Grove, Mo. (Mountain Grove HS)

Career Highs

AB:	5	9x, last 4/29/18 at Bradley
R:	3	3/9/18 vs. Arkansas State
H:	4	2/18/18 vs. Texas Southern
RBI:	3	3/9/18 vs. Arkansas State
2B:	1	5x, last 4/29/18 at Bradley
3B:	NA	NA
HR:	2	3/9/18 vs. Arkansas State
SB:	2	4/10/18 vs. Missouri
SO:	3	4/17/18 at Arkansas
BB:	2	9x, last 5/5/18 at Valparaiso

Career Highs

IP:	1.2	3x, last 4/23/17 vs. Wichita State
H (most):	3	5/26/17 vs. Illinois State
H (fewest):	0	2x, last 3/24/17 at Central Michigan
ER (most):	2	5/26/17 vs. Illinois State
ER (fewest):	0	8x, last 5/6/17 at Southern Illinois
BB:	1	5x, last 5/26/17 vs. Illinois State
SO:	2	3/21/17 vs. New Orleans
HBP:	1	3/21/17 vs. New Orleans
Scoreless IP:	1.2	3x, last 4/23/17 vs. Wichita State

Game-by-Game

Opponent	Pos	AB	R	H	RBI	2B	3B	HR	BB	SB	CS	HBP	SAC	SF	GDP	K	PO	A	E	Avg
vs Texas Southern	*1b	3	0	1	2	0	0	0	2	0	0	0	0	0	0	1	7	1	0	.333
at Lamar	*1b	3	0	1	0	0	0	0	0	0	0	0	0	0	0	2	8	0	0	.286
at Lamar	*1b	3	0	1	0	0	0	0	0	0	0	0	0	0	0	0	6	8	1	.300
vs Texas Southern	*1b	5	1	4	1	0	0	1	0	0	1	0	0	0	0	0	10	1	0	.467
at Central Arkansas-1	*1b	4	0	1	0	0	0	0	0	0	0	0	0	0	0	1	10	2	0	.421
at Central Arkansas-2	*1b	4	0	0	0	0	0	0	1	0	0	0	0	0	0	0	9	2	0	.364
vs Saint Joseph's	*1b	3	2	0	0	0	0	0	2	0	0	0	0	0	0	0	5	0	0	.333
at ECU	*1b	5	0	1	1	0	0	0	0	0	0	0	0	0	2	10	1	0	.310	
vs Pepperdine	*1b	4	0	0	0	0	0	0	1	0	0	0	0	0	0	1	6	0	0	.273
OKLAHOMA STATE	*1b	4	0	0	0	0	0	0	1	0	0	0	0	0	0	2	8	0	1	.250
ARKANSAS STATE	*1b	3	3	2	3	0	0	2	2	0	0	0	0	0	0	0	3	5	0	.289
ARKANSAS STATE	*1b	4	0	1	0	1	0	0	0	0	0	0	0	0	0	1	5	1	0	.286
ARKANSAS STATE	*1b	4	1	1	1	1	0	0	1	0	0	0	0	0	0	1	6	0	0	.283
ORAL ROBERTS	*1b	3	0	0	0	0	0	2	1	0	0	0	0	0	0	1	8	1	0	.265
vs Iowa	*1b	3	0	1	0	1	0	0	0	0	0	0	0	0	0	2	8	3	0	.259
vs Seton Hall	*1b	3	0	0	0	2	0	0	0	0	0	0	0	0	1	0	9	1	0	.246
at Oklahoma State	*1b	4	0	1	0	0	0	0	0	0	0	0	0	0	0	1	7	0	0	.246
SOUTHEAST MISSOURI	*1b	3	3	1	1	1	0	0	1	0	0	0	0	0	1	0	10	1	0	.250
MURRAY STATE	*1b	2	1	0	0	0	0	0	1	0	0	0	0	0	0	0	0	8	1	.242
CAL STATE NORTHRI	*1b	4	0	1	0	0	0	0	0	0	0	0	0	0	0	0	8	0	0	.243
CAL STATE NORTHRI	*1b	4	0	1	0	0	0	0	0	0	0	0	0	0	0	0	8	0	0	.243
CAL STATE NORTHRI	*1b	2	2	0	1	0	0	0	2	0	0	0	0	0	0	1	9	0	0	.250
at Kansas	*1b	5	0	2	1	0	0	0	0	0	0	0	0	0	0	1	9	0	0	.259
at Indiana State	*1b	1	1	0	0	0	0	0	0	0	0	0	0	0	0	1	8	1	0	.262
at Indiana State	*1b	5	5	2	1	0	0	0	0	0	0	0	0	0	0	1	10	0	0	.270
at Indiana State	*1b	3	1	0	0	0	0	0	1	0	0	0	0	0	0	0	13	0	0	.261
EVANSVILLE	*1b	3	0	1	0	0	0	0	0	0	0	0	0	0	0	0	13	0	0	.263
EVANSVILLE	*1b	2	1	1	1	0	0	0	0	0	0	0	0	0	0	1	10	0	0	.280
EVANSVILLE	*1b	2	1	1	1	0	0	1	2	0	0	0	0	0	0	0	7	0	0	.282
MIZZOU	*1b	5	5	1	2	0	0	0	0	0	2	0	0	0	0	0	1	11	1	.287
OREGON STATE-1	*1b	4	1	1	1	2	0	0	0	0	0	0	0	0	1	1	11	0	0	.286
OREGON STATE-2	*1b	4	0	0	0	0	0	0	0	0	0	0	0	0	0	1	11	0	0	.276
at Arkansas	*1b	1	0	0	0	0	0	0	0	0	0	0	0	0	0	3	4	0	0	.267
ILLINOIS STATE	*1b	4	0	0	0	0	0	0	0	0	0	0	0	0	0	0	4	0	0	.262
ILLINOIS STATE-1	*1b	4	4	0	2	1	0	0	0	0	0	0	0	0	0	0	14	0	0	.270
ILLINOIS STATE-2	*1b	5	0	0	0	0	0	0	0	0	0	0	0	0	0	1	9	0	1	.260
at Mizzou	*1b	4	1	1	2	0	0	0	0	0	0	0	0	0	0	1	10	1	1	.259
at Bradley	*1b	4	1	2	1	0	0	0	1	0	0	0	0	0	0	1	9	1	1	.266
at Bradley	*1b	3	0	0	0	0	0	0	0	1	0	0	0	0	0	2	9	2	0	.261
at Bradley	*1b	5	1	2	1	1	0	0	0	0	0	0	0	0	0	1	7	0	0	.265
KANSAS	*1b	4	1	1	1	1	0	0	1	0	0	0	0	0	0	0	9	0	0	.265
at Valparaiso	*1b	4	1	1	0	0	0	0	0	0	0	0	0	0	0	1	1	0	0	.266
at Valparaiso	*1b	2	0	0	0	0	0	0	2	0	0	0	0	0	0	3	1	0	0	.263
at Valparaiso	*1b	3	1	0	0	0	0	0	1	0	0	0	0	0	0	1	10	0	0	.258
44gs		159	24	41	25	5	0	7	27	5	0	5	0	2	1	37	364	24	4	.258

Game-by-Game

--Has not appeared in a game to date

Career Totals

Year	AVG	G-GS	AB	R	H	2B	3B	HR	RBI	SLG	BB	SO	OBP	SF	SH	SB-A	FA
2017	.050	15-2	20	1	1	0	0	0	1	.050	4	7	.208	0	0	0-0	0-0
2018	.258	44-44	159	24	41	5	0	7	25	.421	27	27	.378	2	0	5-5	.990
Totals	.235	59-46	179	25	42	5	0	7	26	.380	31	44	.359	2	0	5-5	.990

Career Totals

Year	ERA	W-L	G-GS	CG	SH	SV	IP	H	R	ER	BB	SO	BAA	WP	HBP
2017	2.61	0-0	10-0	0	0	0	10.1	11	5	3	5	7	.257	3	1
2018	0.00	0-0	0-0	0	0	0	0.0	0	0	0	0	0	.000	0	0
Totals	2.61	0-0	10-0	0	0	0	10.1	11	5	3	5	7	.257	3	1

MISSOURI STATE BASEBALL

Games 45-47 | MISSOURI STATE BEARS (30-14, 13-2 MVC) vs. SOUTHERN ILLINOIS SALUKIS (25-23, 8-7 MVC) | May 11-13 | Springfield, Mo. | Hammons Field (8,000) | KBFL AM/FM

MISSOURI STATE RECORDS SUMMARY

Individual Batting

Games Played

Season: 66, Dant'e Brinkley, Adam Pummill, Brooks Colvin, Shaun Marcum, Rick Wilson, 2003
Career: 236, Matt Gardner, 1999-02

At-Bats

Game: 8, Earnie Johnson, Pat Kelly and Mark Neff, 5/1/88 vs. ORU;
Ryan Gotcher and Chris Taylor, 4/6/04 vs. Arkansas; Adam Pummill, 2/25/06 vs. UNC Greensboro
Season: 278, Dant'e Brinkley, 2003
Career: 972, Matt Gardner, 1999-02

Runs

Game: 6, Bobby McCulloch, 5/6/75 vs. SIU Edwardsville; Larry Doss, 5/9/87 vs. Eastern Illinois and Lance Burkhardt, 3/6/97 vs. Missouri Baptist
Season: 90, Matt Cepicky, 1999
Career: 243, Matt Gardner, 1999-02

Hits

Game: 7, Greg Resz, 3/5/91 vs. Lincoln
Season: 96, Steve Hacker and Dave Slemmer, 1995; Dant'e Brinkley, 2003
Career: 316, Matt Gardner, 1999-02

Singles

Game: 5, Jim Schaefer, 5/27/78 vs. Eastern Illinois; Keith Champion, 5/11/81 vs. Central Missouri; Greg Resz, 3/5/91 vs. Lincoln; Todd DeBrynn, 5/3/92 vs. UNI; Alex Manary, 3/22/94 vs. Minnesota
Season: 76, Bill Mueller, 1991
Career: 241, Kevin Medrano, 2009-12

Doubles

Game: 3, on 22 occasions, last time by Justin Paulsen, 4/29/17 at Evansville
Season: 26, Steve Meyer, 1986
Career: 67, Brayden Drake, 2006-09

Triples

Game: 3, Ken Brown, 4/8/66 vs. Missouri S&T
Season: 12, Dant'e Brinkley, 2001
Career: 20, Mark Garrett, 1979-82

Home Runs

Game: 4, John Knott, 5/2/92 vs. UNI
Season: 37, Steve Hacker, 1995
Career: 63, Jason Hart, 1996-98

Runs Batted-In

Game: 11, John Knott, 5/2/92 vs. UNI
Season: 100, Matt Cepicky, 1999
Career: 203, Jason Hart, 1996-98

Batting Average

Season: .442, J. D. Warner, 1983
Career: .426, J. D. Warner, 1982-83
Career (4 years): .376, Bill Mueller, 1990-93

Consecutive Games Hitting Safely

30, Brayden Drake, 4/27/08-3/25/09

Total Bases

Game: 17, John Knott, 5/2/92 vs. UNI
Season: 225, Steve Hacker, 1995
Career: 506, Jason Hart, 1996-98

Extra-Base Hits

Game: 5, Larry Doss, 5/9/87 vs. Eastern Illinois
Season: 55, Steve Hacker, 1995
Career: 116, Jason Hart, 1996-98

Slugging Average

Season: .957, Steve Hacker, 1995
Career: .725, Jason Hart, 1996-98

Hit By Pitch

Game: 3, Jud Kinkle, 2/20/04 vs. Little Rock
Ryan Mantle, 2/22/08 vs. DBU; Brayden Drake, 5/11/08 vs. Middle Tennessee
Season: 23, Jeremy Isenhower, 2002
Career: 41, Ben Carlson, 2007-09

Walks

Game: 5, Cory Krueger, 3/15/91 vs. Austin Peay; Steve Hacker, 4/23/95 vs. UNI; and Lance Burkhardt, 2/14/97 vs. Nevada
Season: 55, Dylan Becker, 2015
Career: 154, Bill Mueller, 1990-93

Strikeouts

Game: 5, Greg Mathis, 5/1/01 vs. Missouri; Tyler Ryan, 2/26/10 at UTA
Season: 74, Ryan Howard, 2001
Career: 207, Nick Kays, 1997-00

On-Base Percentage

Season: .563, Dan Iseminger, 1983
Career: .493, Rick Clarkston, 1983-84

Sacrifice Hits

Game: 3, Joey Hawkins, 5/22/14 vs. Bradley; Ken Watkins, 5/23/69 vs. Minnesota State
Season: 29, Joey Hawkins, 2015
Career: 62, Joey Hawkins, 2012-15

Sacrifice Flies

Game: 2, held by many players
Season: 9, Brooks Colvin, 2003
Career: 17, Brooks Colvin, 2001-04

Stolen Bases

Game: 4, Larry Doss, 3/6/86 vs. Evangel; Greg Brewer, 4/15/86 vs. Evangel
Season: 30, Greg Brewer, 1986
Career: 69, Dant'e Brinkley, 2000-03

Game-Winning RBI

Season: 13, Steve Meyer, 1986; Steve Hacker, 1995
Career: 23, Steve Hacker, 1993-95

Individual Fielding

Putouts

Game: 19, Tom Hodge, 3/23/67 vs. Oklahoma Christian; Tim Rafferty, 2/25/06 vs. UNC Greensboro; Connor Smith, 3/29/14 vs. Southern Illinois
Season: 545, Justin Paulsen, 2015
Career: 1,588, Justin Paulsen, 2015-17

Assists

Game: 10, Curt Courtwright, 5/10/09 at Creighton
Season: 192, Joey Hawkins, 2015
Career: 656, Chris Curry, 1995-98

Errors

Game: 4, set on 5 occasions, last time by Jon Hale, 3/3/96 vs. ORU
Season: 30, Brooks Colvin, 2001
Career: 73, Brooks Colvin, 2001-04

Total Chances

Game: 21, Brian Mahaffey, 5/1/88 vs. ORU
Season: 601, Jason Hart, 1997
Career: 1,703, Justin Paulsen, 2015-17

Double Plays

Game: 5, Ryan Howard, 3/30/99 vs. SE Missouri
Season: 60, Ryan Howard, 1999
Career: 151, Ryan Howard, 1999-01

Fielding Average

Season: 1.000, Bill Helfrecht, 1968; Jim Anderson, 1970; Corby Fister and Cory Krueger, 1989; Chad Lakin and Cory Krueger, 1990; Shawn Padgett, 1991; Chad Lakin, 1992; Micah Holst, 1999; Dant'e Brinkley, 2002; Nolan Keane, 2008; Aaron Conway, 2010
Career: .992, Steve Seal, 1969-70

Individual Pitching

Games

Season: 37, Jake Fromson, 2017
Career: 88, Bryan Young, 2014-17

Games Started

Season: 17, Doug Still, 2017; Matt Hall, 2015; Cody Schumacher, 2012
Career: 49, Brad Ziegler, 2000-03

Complete Games

Season: 10, Brian Wisser, 1986
Career: 18, Brad Ziegler, 2000-03

Innings Pitched

Game: 11.0, John Rheinecker, 3/3/01 vs. Arkansas State
Season: 125.0, Matt Hall, 2015
Career: 365.0, Brad Ziegler, 2000-03

Consecutive Scoreless Innings Pitched

Season: 38.1, Nick Petree, 4/6/12 to 5/17/12
Career: 38.1, Nick Petree, 4/6/12 to 5/17/12

Hits Allowed

Game: 16, Tom Fulkerson, 3/19/85 vs. UTA
Season: 115, Brad Ziegler, 2003
Career: 371, Brad Ziegler, 2000-03

Fewest Hits Allowed

Game: 0, Steve Dunn, 4/12/79 vs. Evangel (5 inn.); Scott Buchheit-Darrell Maus-Matt Brewer-Terry Menown, 3/14/89 vs. Lincoln; Mike Whitley, 5/2/94 vs. SE Missouri (7 inn.)

Runs Allowed

Game: 13, Rand Chappell, 3/20/84 vs. Southern; Scott Prince, 3/11/85 vs. Indiana State
Season: 71, Jim Gibbs, 1987; Jarrod Mays, 1996
Career: 207, John Hardin, 1996-00

Earned Runs Allowed

Game: 12, Mike Hill, 4/18/75 vs. Central Missouri; Scott Prince, 3/11/85 vs. Indiana State
Season: 63, Scott Geitz, 1998
Career: 169, John Hardin, 1996-00

Walks Allowed

Game: 10, Stean Thornton, 5/2/76 vs. UMSL
Season: 75, Dirk Lindauer, 1991
Career: 206, Mike Whitley, 1992-95

Strikeouts

Game: 17, Charles Burt, 5/16/69 vs. Northwest Missouri State; Gary Wilson, 3/23/67 vs. Oklahoma Christian
Season: 171, Matt Hall, 2015
Career: 330, Brad Ziegler, 2000-03

Earned Run Average

Season: 0.59, Dick Jones, 1971
Career: 1.55, Dick Jones, 1969-72

Wins

Season: 12, Matt Hall, 2015; Brad Ziegler, 2003
Career: 32, Brad Ziegler, 2000-03

Losses

Season: 9, Brett Sinkbeil, 2005; Pat Doyle, 2010; Mike Kickham, 2010
Career: 16, Gary Wilson, 1964-67; Dustin Tignor, 1996-00; Pat Doyle, 2007-10

Winning Percentage

Season (6 or more wins): 1.000, Sam Perez, 2016; Bryan Young, 2015; Ken Watkins, 1969; Jody Payne, 1978; Kirby Cannon, 1980; Dan Harwell, 1983; Tim Clubb, 2008
Career: .909, Sam Perez, 2013-16; Greg Reed, 1987-88

Shutouts

Season: 3, Ken Watkins, 1969; Steve Dunn, 1979; Greg Reed, 1988; Craig Sands, 1990; Paul Marsala, 2004
Career: 4, Ken Watkins, 1967-70

Saves

Season: 16, Bryan Young, 2015
Career: 35, Bryan Young, 2014-17

Team Batting

Games Played

Season: 66, 2003

At-Bats

Game: 64, 5/1/88 vs. ORU
Season: 2,260, 2002

Runs

Game: 37, 3/7/88 vs. Benedictine
Season: 607, 1999

Hits

Game: 34, 3/7/88 vs. Benedictine; 3/21/89 vs. UMBC
Season: 720, 2002

Doubles

Game: 10, 3/11/95 vs. Truman
Season: 149, 2002

Triples

Game: 6, 4/8/66 vs. Missouri S&T
Season: 36, 2001

Home Runs

Game: 12, 4/20/99 vs. Pittsburg State
Season: 144, 1999

Runs Batted-In

Game: 36, 3/7/88 vs. Benedictine
Season: 561, 1999

Batting Average

Season: .373, 1981

Total Bases

Game: 72, 4/20/99 vs. Pittsburg State
Season: 1,275, 1999

Extra-Base Hits

Game: 19, 4/20/99 vs. Pittsburg State
Season: 270, 1999

Slugging Average

Season: .626, 1999

Game-Winning RBI

Season: 45, 1986

Hit By Pitch

Game: 9, 2/22/08 vs. DBU; 5/11/08 vs. Middle Tennessee
Season: 80, 2004

Walks

Game: 18, 4/5/16 vs. Saint Louis
Season: 351, 2017

Strikeouts

Game: 26, 2/26/10 at UTA
Season: 516, 2010

Fewest Strikeouts

Season: 116, 1981

Sacrifice Hits

Game: 6, 4/25/81 vs. UMSL
Season: 54, 2015

Sacrifice Flies

Game: 5, 5/19/02 vs. Indiana State; 4/3/07 vs. SEMO
Season: 44, 2002

Stolen Bases

Game: 10, 3/18/85 vs. North Texas; 4/15/86 vs. Evangel
Season: 118, 1986

Team Fielding

Putouts

Game: 48, 5/1/88 vs. ORU; 4/6/04 vs. Arkansas
Season: 1,703, 2003

Assists

Game: 25, 5/1/88 vs. ORU
Season: 686, 1997

Errors

Game: 11, 3/14/64 vs. Arkansas State
Season: 134, 1984

Fewest Errors

Season: 37, 1968

Total Chances

Game: 74, 5/1/88 vs. ORU
Season: 2,456, 2002

Double Plays

Game: 5, 3/15/85 vs. Missouri Western
Season: 66, 1986

Fielding Average

Season: .976, 2015

Team Pitching

Complete Games

Season: 34, 1986

Innings Pitched

Game: 16, 5/1/88 vs. ORU; 4/6/04 vs. Arkansas
Season: 567.2, 2003

Walks

Game: 17, 5/25/97 vs. Rice
Season: 317, 1992

Strikeouts

Game: 19, 3/23/67 vs. Oklahoma Christian
Season: 560, 2017

Shutouts

Season: 11, 2012

Saves

Season: 18, 2015 and 2011

Earned Run Average

Season: 2.57, 2012

MISSOURI STATE BASEBALL

Games 45-47 | MISSOURI STATE BEARS (30-14, 13-2 MVC) vs. SOUTHERN ILLINOIS SALUKIS (25-23, 8-7 MVC) | May 11-13 | Springfield, Mo. | Hammons Field (8,000) | KBFL AM/FM

MISSOURI STATE SINGLE-SEASON RECORDS

Hitting

Games	At Bats	Runs
Dant'e Brinkley (03)	66	278
Brooks Colvin (03)	66	267
Shaun Marcum (03)	66	256
Adam Pummill (03)	66	251
Rick Wilson (03)	66	251
Greg Mathis (03)	65	250
Tony Piazza (03)	64	249
Matt Gardner (02)	64	248
Greg Mathis (02)	64	248
Tony Piazza (02)	64	248

Hits	Singles	Doubles
Dant'e Brinkley (03)	96	76
Steve Hacker (95)	96	71
Dave Slemmer (95)	96	67
Micah Holst (99)	94	63
Ben Woodbury (08)	92	62
Matt Cepicky (99)	92	62
Jason Hart (98)	92	62
Jason Hart (97)	91	61
Brandon Jackson (98)	89	60
Kevin Medrano (10)	86	59
Mueller (91)-Brinkley (02)	86	59

Triples	Home Runs	Runs Batted-In
Dant'e Brinkley (01)	12	37
Aaron Conway (09)	8	30
Evan Pratte (90)	8	28
Mark Garrett (81)	8	25
Bobby Naron (80)	8	24
Hunter Steinmetz (16)	7	23
Greg Mathis (01)	7	23
Brad Kennedy (96)	7	22
Greg Brewer (86)	7	21
J.D. Warner (83)	7	21

Game-Winning RBI	Batting Average	On-Base Percentage
Steve Hacker (95)	13	442
Steve Meyer (86)	13	440
Chris Playter (09)	11	438
Jake Burger (17)	10	432
Matt Brewer (89-91)	10	427
Bax (84)-Bailey (82)	10	416
Brian Mahaffey (87)	9	416
Brent Seifert (12)-Matheny (15)	8	416
Pratte (91)-Cepicky (99)	8	414
Dave (81)-Bartlett (90)	8	414

Extra-Base Hits	Total Bases	Slugging Average
Steve Hacker (95)	55	225
Steve Meyer (86)	48	193
Jason Hart (98)	43	191
Spencer Johnson (16)	41	173
Matt Cepicky (99)	40	168
Jeremy Eierman (17)	39	165
Lance Burkhardt (96)	38	164
Matt Cepicky (98)	37	162
Jason Hart (97)	37	160
Dave Slemmer (95)	37	159

Walks	Strikeouts	Hit By Pitch
Dylan Becker (15)	55	74
Bill Mueller (91)	52	69
Spencer Johnson (16)	46	68
Spencer Johnson (15)	46	67
Spiker Helms (12)	44	66
Brad Kennedy (95)	44	61
Burger (17)-Paulsen (15)	43	59
Helms (11)-Keane (08)	42	58
Fister (90)-Guttin (76)	42	57
		56

Stolen Bases	Sacrifice Hits	Sacrifice Flies
Greg Brewer (86)	30	29
Mike Ruble (88)	29	19
John Wahlig (87)	25	13
Dant'e Brinkley (02)	25	13
Dant'e Brinkley (03)	24	12
Aaron Conway (10)	24	11
Bill Mueller (92)	23	10
Larry Doss (86)	22	10
Bill Goedde (86)	20	9
Matt Lawson (06)	20	9
Four players tied with	19	9

Pitching

Games	Games Started
Jake Fromson (17)	37
Sam Perez (16)	36
Zach Merciez (15)	31
Bryan Young (15)	30
Sam Perez (15)	27
Tyler Burgess (12)	26
Scott Geitz (95)	26
Bryan Young (17)	25
Gordon (13)-D. Kickham (11)	25
Doyle (07)-Geitz (96)	25

Complete Games	Innings Pitched
Brian Wisser (86)	10
Stacey Burke (86)	8
Kirby Cannon (79)	8
Dick Jones (71)	8
Mark Lopinot (70)	8
Ken Watkins (69)	8
Jim Gibbs (86, 87)	7
Tom Fulkerson (84)	7
Rick Brandell (82)	7
Newell (66)-Watkins (70)	7

Hits Allowed	Runs Allowed
Brad Ziegler (03)	115
Jarrold Mays (96)	113
Pat Doyle (10)	112
Derek Drage (04)	107
Paul Crain (91)	107
Brian Wisser (86)	104
Mike Kickham (10)	101
Chad Mulholland (03)	101
Blake Barber (11)	100
Jim Gibbs (87)	100

Earned Run Average	Earned Run Average
Scott Geitz (98)	63
Jarrold Mays (96)	60
Mike Whitley (93)	58
Mike Kickham (10)	56
Bryan Buschhorn (97)	54
Dylan Coleman (17)	53
Jim Gibbs (87)	51
Tim Clubb (09)	50
Brad Ziegler (03)	50
Paul Crain (91)	48

Walks	Strikeouts
Dirk Lindauer (91)	75
Mike Whitley (93)	68
Bart Evans (92)	58
John Hardin (00)	54
Bryan Buschhorn (97)	52
John Hardin (99)	52
Mike Whitley (92)	52
Mike Godfrey (86)	51
Dylan Coleman (17)	50
Coleman (16)-Whitley (94)	49

Victories	Losses
Matt Hall (15)	12
Brad Ziegler (03)	12
Tim Clubb (08)	11
Buddy Baumann (09)	11
Petree (12)-Mulholland (03)	10
Mays (95)-Wisser (86)	10
Petree (11)-Perez (15)	9
Garola (97)-Ziegler (01)	9
Gibbs (87)-Lindauer (91)	9
Watkins (69)-Anderson (80)	9

Winning Percentage	Shutouts
Sam Perez (16)	1.000
Bryan Young (15)	1.000
Tim Clubb (08)	1.000
Dann Whiteside (90)	1.000
Danny Harwell (83)	1.000
Kirby Cannon (80)	1.000
Jody Payne (78)	1.000
Ken Watkins (69)	1.000
Buddy Baumann (09)	.917
Jarrold Mays (95)	.909
Sam Perez (15)	.900
Steve Anderson (80)	.900

Fielding

Putouts	
Justin Paulsen (15)	545
Jason Hart (97)	543
Justin Paulsen (17)	536
Jason Hart (96)	531
Justin Paulsen (16)	507
Ryan Howard (00)	504
Tim Rafferty (06)	503
Tony Piazza (03)	500
Luke Voit (12)	499
Steve Hacker (95)	497

Assists	
Joey Hawkins (15)	192
Joey Hawkins (14)	185
Evan Pratte (91)	184
Pat Kelly (88)	179
Jeremy Eierman (17)	178
Dan Firiti (00)	178
Brad Kennedy (96)	175
Chris Curry (97)	170
Travis McComack (13)	168
Dan Firiti (99)	166

Errors	
Brooks Colvin (01)	30
Dan Firiti (99)	27
Mike Collier (00)	24
Dan Firiti (00)	24
Lance Burkhardt (96)	24
Matt Gardner (01)	23
Brad Kennedy (96)	23
Rick Clarkston (84)	22
Five players tied with	21

Total Chances	
Jason Hart (97)	601
Justin Paulsen (17)	579
Jason Hart (96)	578
Justin Paulsen (15)	572
Luke Voit (12)	561
Ben Margalski (01)	557
Tony Piazza (02)	553
Ryan Howard (00)	553
Justin Paulsen (16)	550
Tony Piazza (03)	547

Double Plays	
Ryan Howard (99)	60
Steve Meyer (86)	58
Jason Hart (97)	53
Jim Calhoun (90)	52
Dan Firiti (99)	51
Ryan Howard (00)	48
Jason Hart (98)	48
Steve Hacker (95)	48
Matt Lawson (07)	47
Two players tied with	46

Fielding Average	
Aaron Conway (10)	1.000
Kyle Paul (07)	1.000
Dant'e Brinkley (02)	1.000
Micah Holst (99)	1.000
Chad Lakin (92)	1.000
Shawn Padgett (91)	1.000
Corby Fister (89)	1.000
Cory Krueger (89)	1.000
Jim Anderson (70)	1.000
Bill Helfrecht (68)	1.000

Saves	
Bryan Young (15)	16
Dan Kickham (11)	13
Shaun Marcum (03)	13
Bryan Young (16)	11
Tyler Burgess (12)	11
Chris Krawczyk (06)	9
Bryan Young (17)	8
Matt Frevert (08)	8
Grant Gordon (10)	7
Tony Floyd (88)	7

Statistical Minimums: Batting Average, Slugging Average and On Base Percentage based on minimum of one time at bat for each game played by team; Fielding Average based on minimum of 50 total chances; Earned Run Average based on minimum of one inning pitched per game played by team; Winning Percentage based on a minimum of six decisions.

MISSOURI STATE BASEBALL

Games 45-47 | MISSOURI STATE BEARS (30-14, 13-2 MVC) vs. SOUTHERN ILLINOIS SALUKIS (25-23, 8-7 MVC) | May 11-13 | Springfield, Mo. | Hammons Field (8,000) | KBFL AM/FM

MISSOURI STATE CAREER RECORDS

Hitting

Games	At Bats	Runs	Games
Matt Gardner (99-02)	236	Matt Gardner (99-02)	243
Greg Mathis (00-03)	232	Bill Mueller (90-93)	234
Chris Curry (95-98)	227	Micah Holst (96-99)	217
Brooks Colvin (01-04)	224	Dant'e Brinkley (00-03)	188
Micah Holst (96-99)	223	Chris Curry (95-98)	188
Evan Pratte (88-91)	220	Brayden Drake (06-09)	183
Kevin Medrano (09-12)	217	Dant'e Brinkley (00-03)	180
Dylan Becker (12-15)	216	Brooks Colvin (01-04)	176
Bill Mueller (90-93)	216	Luke Voit (10-13)	170
Dant'e Brinkley (00-03)	215	Evan Pratte (88-91)	170
Hits	Singles	Doubles	Games
Matt Gardner (99-02)	316	Brayden Drake (06-09)	67
Kevin Medrano (09-12)	310	Bill Mueller (90-93)	62
Bill Mueller (90-93)	289	Matt Gardner (99-02)	59
Micah Holst (96-99)	284	Chad Lakin (90-93)	57
Dant'e Brinkley (00-03)	279	Chris Curry (95-98)	54
Brayden Drake (06-09)	268	Evan Pratte (88-91)	54
Chris Curry (95-98)	266	Brooks Colvin (01-04)	52
Jason Hart (96-98)	263	Greg Mathis (00-03)	50
Greg Mathis (00-03)	262	Chris Curry (95-98)	49
Evan Pratte (88-91)	259	Brayden Drake (06-09)	49
Triples	Home Runs	Runs Batted-In	Games
Mark Garrett (79-82)	20	Jason Hart (96-98)	203
Dant'e Brinkley (00-03)	19	Nick Kays (97-00)	192
Aaron Conway (08-11)	16	Steve Hacker (93-95)	184
Evan Pratte (88-91)	15	Matt Cepicky (97-99)	183
Greg Mathis (00-03)	13	Ryan Howard (99-01)	183
Micah Holst (96-99)	13	Ryan Howard (99-01)	182
Jeremy Isenhower (01-02)	12	Brian Mahaffey (85-88)	179
Bill Mueller (90-93)	12	Brayden Drake (06-09)	176
J.D. Warner (82-83)	12	Ben Carlson (07-09)	175
Blakley (74-77)-Snider (76-79)	12	Chris Curry (95-98)	175
Game-Winning RBI	Batting Average	On-Base Percentage	Games
Steve Hacker (93-95)	23	J.D. Warner (82-83)	493
Matt Brewer (89-91)	22	Danny Iseminger (83-84)	492
Matt Gardner (99-02)	19	Rick Clarkston (84-85)	489
Luke Voit (10-13)	18	Jeff Kaiser (87-88)	483
Matt Cepicky (97-99)	18	Corby Fister (89-90)	483
Evan Pratte (88-91)	18	Rick Hardesty (82-83)	481
Jake Burger (15-17)	17	Bill Mueller (90-93)	469
Chris Curry (95-98)	17	Larry Doss (86-87)	467
Chris Plyater (05-09)	17	Dave Herbert (80-83)	467
Jason Hart (96-98)	17	Matt Cepicky (97-99)	466
Brian Mahaffey (85-88)	17	Jason Hart (96-98)	466
		Chris Plyater (05-09)	462
		Jason Hart (96-98)	460
		Bill Mueller (90-93)	460
Extra-Base Hits	Total Bases	Slugging Average	Games
Jason Hart (96-98)	116	Jason Hart (96-98)	.725
Steve Hacker (93-95)	110	Steve Hacker (93-95)	.708
Matt Gardner (99-02)	103	Matt Cepicky (97-99)	.706
Nick Kays (97-00)	102	Brian Mahaffey (85-87)	.688
Brayden Drake (06-09)	101	Ryan Howard (99-01)	.662
Jake Burger (15-17)	100	Mark Menneisier (77-78)	.662
Chris Curry (95-98)	98	Larry Goessling (77-78)	.660
Matt Cepicky (97-99)	97	Lance Burkhart (96-97)	.655
Brian Mahaffey (85-88)	95	Bob Blakley (74-77)	.653
Johnson (13-16)-Eierman (16-pr.)	91	Brad Kennedy (95-96)	.647
Walks	Strikeouts	Hit By Pitch	Games
Bill Mueller (90-93)	154	Ben Carlson (07-09)	41
Spencer Johnson (13-16)	133	Matt Gardner (99-02)	33
Eric Chery (12-15)	129	Micah Holst (96-99)	33
Dylan Becker (12-15)	124	Aaron Conway (08-11)	31
Justin Paulsen (15-17)	118	Jeremy Isenhower (01-02)	30
Travis McComack (09-13)	116	Tate Matheny (13-15)	29
Hunter Steinmetz (16-pr.)	112	Brayden Drake (06-09)	28
J.J. Scerba (92-96)	104	Jake Burger (15-17)	24
Nolan Keane (05-08)	102	Jeff Sauer (92-95)	24
Chris Curry (95-98)	98	Travis McComack (09-13)	24
Stolen Bases	Sacrifice Hits	Sacrifice Flies	Games
Dant'e Brinkley (00-03)	69	Joey Hawkins (12-15)	17
Aaron Conway (08-11)	69	Kevin Medrano (09-12)	16
Bill Mueller (90-93)	65	Eric Chery (12-15)	15
Mark Garrett (79-82)	54	Travis McComack (09-13)	14
Micah Holst (96-99)	52	Brooks Colvin (01-04)	14
Mike Ruble (84-88)	52	Dan Kneeshaw (92-96)	13
Bobby Narron (77-80)	49	Bill Mueller (90-93)	13
Jeff Sauer (92-94)	44	Evan Pratte (88-91)	13
Greg Mathis (00-03)	43	Aaron Conway (08-11)	12
Jeremy Eierman (16-pr.)	42	Mike Royle (77-80)	12

Statistical Minimums: Batting Average, Slugging Average and On Base Percentage based on minimum of 150 at bats in career; Fielding Average based on minimum of 150 total chances; Earned Run Average based on a minimum of 75.0 IP; Winning Percentage based on a minimum of 10 victories.

Pitching

Games	Games Started	Games	Games Started
Bryan Young (14-17)	88	Brad Ziegler (00-03)	49
Scott Geitz (95-98)	87	Jordan Knutson (14-17)	46
Zach Merciez (12-15)	84	John Hardin (96-00)	46
Grant Gordon (10-13)	82	Dylan Coleman (16-pr.)	42
Sam Perez (13-16)	80	Aaron Meade (08-10)	41
Pat Doyle (07-10)	73	Nick Petree (11-13)	41
Jake Frowson (16-pr.)	72	Brett Sinkbeil (04-06)	40
Chris Krawczyk (03-06)	70	Jon Harris (13-15)	39
Jordan Knutson (14-17)	68	Jeff Gray (01-04)	39
Brad Ziegler (00-03)	66	Kirby Cannon (77-80)	39
Complete Games	Innings Pitched	Complete Games	Innings Pitched
Brad Ziegler (00-03)	18	Brad Ziegler (00-03)	365.0
Ken Watkins (67-70)	18	Nick Petree (11-13)	311.2
Kirby Cannon (77-80)	16	Jordan Knutson (14-17)	281.0
Dale Bowling (85-89)	15	Jeff Gray (01-04)	279.2
Wade Palmer (73-76)	15	Tim Clubb (07-09)	278.0
Gary Wilson (64-67)	15	John Hardin (96-00)	266.0
Jim Gibbs (85-87)	14	Jon Harris (13-15)	259.1
Mark Lopinot (70-71)	14	Scott Geitz (95-98)	258.2
Dick Jones (69-72)	14	Dylan Coleman (16-pr.)	246.2
Wisser (85-86)-Crain (89-91)	13	Matt Hall (13-15)	244.0
Hits Allowed	Runs Allowed	Hits Allowed	Runs Allowed
Brad Ziegler (00-03)	371	John Hardin (96-00)	207
Jeff Gray (01-04)	297	Brad Ziegler (00-03)	205
Jordan Knutson (14-17)	289	Bryan Buschhorn (96-99)	184
Scott Geitz (95-98)	281	Scott Geitz (95-98)	183
Tim Clubb (07-09)	277	Jeff Gray (01-04)	175
John Hardin (96-00)	276	Pat Doyle (07-10)	157
Jarrod Mays (94-96)	266	Ben Walker (94-98)	154
Bryan Buschhorn (96-99)	259	Mike Whitley (92-95)	154
Nick Petree (11-13)	250	Jordan Knutson (14-17)	153
Pat Doyle (07-10)	243	Tim Clubb (07-09)	150
Earned Runs Allowed	Earned Run Average	Earned Runs Allowed	Earned Run Average
John Hardin (96-00)	169	Dick Jones (69-72)	1.55
Bryan Buschhorn (96-99)	154	Bryan Young (14-17)	1.69
Scott Geitz (95-98)	148	Nick Petree (11-13)	1.76
Brad Ziegler (00-03)	147	David Oatman (72-74)	1.91
Jordan Knutson (14-17)	136	Mike Hill (75-76)	2.49
Jeff Gray (01-04)	133	John Rheinecker (00-01)	2.50
Mike Whitley (92-95)	128	Ken Watkins (67-70)	2.51
Dylan Coleman (16-pr.)	127	Tyler Burgess (12-14)	2.65
Dustin Tignor (96-00)	122	Matt Hall (13-15)	2.66
Jarrod Mays (94-96)	121	Doug Still (17)	2.88
Walks	Strikeouts	Walks	Strikeouts
Mike Whitley (92-95)	206	Brad Ziegler (00-03)	330
John Hardin (96-00)	191	Nick Petree (11-13)	306
Dylan Coleman (16-pr.)	142	Dylan Coleman (16-pr.)	279
Dave Dickensheet (79-82)	139	Matt Hall (13-15)	275
Steve Anderson (78-81)	128	Brett Sinkbeil (04-06)	256
Scott Geitz (95-98)	125	Jordan Knutson (14-17)	247
Bryan Buschhorn (96-99)	121	Jarrod Mays (94-96)	247
Darren Garrison (86-89)	119	Ross Detwiler (05-07)	244
Kirby Cannon (77-80)	115	Jon Harris (13-15)	243
Dirk Lindauer (90-91)	113	Pierce Johnson (10-12)	227
Victories	Losses	Victories	Losses
Brad Ziegler (00-03)	32	Pat Doyle (07-10)	16
Nick Petree (11-13)	27	Dustin Tignor (96-00)	16
Kirby Cannon (77-80)	25	Gary Wilson (64-67)	16
Gray (01-04)-Dickensheet (79-82)	23	Grant Gordon (10-13)	14
Dylan Coleman (16-pr.)	21	Brett Sinkbeil (04-06)	14
Knutson (14-17)-Clubb (07-09)	21	Brad Ziegler (00-03)	14
Geitz (95-98)-Watkins (67-70)	21	John Hardin (96-00)	14
Sam Perez (13-16)	20	Pierce Johnson (10-12)	13
Garrison (86-89)-Mays (94-96)	20	Jeff Gray (01-04)	13
Palmer (73-76)-Anderson (78-81)	20	Whitley (92-95)-Mays (94-96)	13
Winning Percentage	Shutouts	Winning Percentage	Shutouts
Sam Perez (13-16)	.909	Ken Watkins (67-70)	5
Greg Reed (87-88)	.909	Brett Sinkbeil (04-06)	3
Darren Garrison (86-88)	.870	Brad Ziegler (00-03)	3
Mike Hill (75-76)	.846	Paul Marsala (03-04)	3
Kyle Watkins (67-70)	.840	Tyler Burgess (12-14)	3
Paul Crain (89-90)	.813	John Rheinecker (00-01)	3
Nick Petree (11-13)	.794	Greg Reed (87-88)	3
Cody Schumacher (12-14)	.789	Dave Dickensheet (79-82)	3
Kirby Cannon (77-80)	.781	Dunn (77-79)-Palmer (73-76)	3
Scott Geitz (95-98)	.778	Hill (75-76)-Lopinot (70-71)	3
Anderson (78-81)-Prince (82-85)	.769	Jones (69-72)-Wilson (64-67)	3

Fielding

Putouts	Assists	Putouts	Assists
Justin Paulsen (15-17)	1588	Chris Curry (95-98)	656
Jason Hart (96-98)	1515	Evan Pratte (88-91)	580
Luke Voit (10-13)	1453	Travis McComack (09-13)	576
Ryan Howard (99-01)	1409	Kevin Medrano (09-12)	568
Aaron Meade (08-10)	1275	Joey Hawkins (12-15)	521
Tim Rafferty (02-06)	1167	Bill Mueller (90-93)	517
Ron Snider (76-79)	1167	Brooks Colvin (01-04)	479
J.J. Scerba (92-96)	1006	Eric Chery (12-15)	473
Steve Hacker (93-95)	1001	Dylan Coleman (16-pr.)	472
Tony Piazza (02-03)	979	Jeremy Eierman (16-pr.)	441
Ben Margalski (00-01)	847		
Errors	Errors	Errors	Errors
Brooks Colvin (01-04)	73	Brooks Colvin (01-04)	73
Matt Gardner (99-02)	67	Matt Gardner (99-02)	67
Brayden Drake (06-09)	65	Bryan Buschhorn (96-99)	65
Chris Curry (95-98)	56	Chris Curry (95-98)	56
Mike Royle (77-80)	55	Mike Royle (77-80)	55
Bill Mueller (90-93)	54	Bill Mueller (90-93)	54
Evan Pratte (88-91)	54	Evan Pratte (88-91)	54
Ben Firlit (99-00)	51	Ben Firlit (99-00)	51
Billy Bunton (80-83)	51	Billy Bunton (80-83)	51
Thomas (78-81)-McComack (09-13)	50	Thomas (78-81)-McComack (09-13)	50
Total Chances	Total Chances	Total Chances	Total Chances
Justin Paulsen (15-17)	1703	Justin Paulsen (15-17)	1703
Jason Hart (96-98)	1645	Jason Hart (96-98)	1645
Luke Voit (10-13)	1637	Luke Voit (10-13)	1637
Ryan Howard (99-01)	1546	Ryan Howard (99-01)	1546
Tim Rafferty (02-06)	1367	Tim Rafferty (02-06)	1367
Ron Snider (76-79)	1253	Ron Snider (76-79)	1253
Chris Curry (95-98)	1187	Chris Curry (95-98)	1187
J.J. Scerba (92-96)	1155	J.J. Scerba (92-96)	1155
Tony Piazza (02-03)	1100	Tony Piazza (02-03)	1100
Steve Hacker (93-95)	1074	Steve Hacker (93-95)	1074
Double Plays	Double Plays	Double Plays	Double Plays
Ryan Howard (99-01)	151	Ryan Howard (99-01)	151
Jason Hart (96-98)	147	Jason Hart (96-98)	147
Chris Curry (95-98)	141	Chris Curry (95-98)	141
Justin Paulsen (15-17)	122	Justin Paulsen (15-17)	122
Evan Pratte (88-91)	121	Evan Pratte (88-91)	121
Kevin Medrano (09-12)	113	Kevin Medrano (09-12)	113
Travis McComack (09-13)	111	Travis McComack (09-13)	111
Matt Gardner (99-02)	107	Matt Gardner (99-02)	107
Tim Rafferty (02-06)	105	Tim Rafferty (02-06)	105
Ron Snider (76-79)	95	Ron Snider (76-79)	95
Fielding Average	Fielding Average	Fielding Average	Fielding Average
Steve Seal (69-70)	.992	Steve Seal (69-70)	.992
Tate Matheny (13-15)	.991	Tate Matheny (13-15)	.991
Kyle Pao (07-08)	.991	Kyle Pao (07-08)	.991
Doug Bagby (72-73)	.991	Doug Bagby (72-73)	.991
Tony Piazza (02-03)	.990	Tony Piazza (02-03)	.990
Paul Reinsch (82-83)	.990	Paul Reinsch (82-83)	.990
Whetstone (17-pr.)-Ruff (15-pr.)	.989	Whetstone (17-pr.)-Ruff (15-pr.)	.989
Hacker (93-95)-Goessling (77-78)	.989	Hacker (93-95)-Goessling (77-78)	.989
Fultz (14-16)-Castro (15-16)	.988	Fultz (14-16)-Castro (15-16)	.988
Ron Snider (76-79)	.988	Ron Snider (76-79)	.988
Saves	Saves	Saves	Saves
Bryan Young (14-17)	35	Bryan Young (14-17)	35
Shaun Marcum (02-03)	18	Shaun Marcum (02-03)	18
Matt Frevert (06-08)	15	Matt Frevert (06-08)	15
Kyle Watkins (67-70)	14	Kyle Watkins (67-70)	14
Bob Zimmermann (01-03)	13	Bob Zimmermann (01-03)	13</

MISSOURI STATE BASEBALL

Games 45-47 | MISSOURI STATE BEARS (30-14, 13-2 MVC) vs. SOUTHERN ILLINOIS SALUKIS (25-23, 8-7 MVC) | May 11-13 | Springfield, Mo. | Hammons Field (8,000) | KBFL AM/FM

THE LAST TIME...

A Missouri State Hitter Had...

8 at-bats in a game	Adam Pummill vs. UNC Greensboro, 2/25/06
3 at-bats in an inning	Ryan Howard, Nick Kays (both 3-for-3) vs. Evangel, 4/21/99
4 hits in a game	Ryan Skalnik vs. Illinois State, 4/21/18
5+ hits in a game	(5) Jeremy Eierman at Arkansas, 5/17/16
5+ runs in a game	(5) Jake Burger vs. Western Illinois, 3/16/16
4 runs in a game	Hunter Steinmetz at Bradley, 4/28/18
3+ doubles in a game	(3) Justin Paulsen at Evansville, 4/29/17
2+ triples in a game	(2) Eric Cheray vs. Northern Illinois, 2/21/14
A grand slam	Jake Burger vs. Southern Illinois, 5/25/17
A pinch hit home run	Sam Faith vs. Seton Hall, 3/17/18
An inside the park home run	Hunter Steinmetz vs. Western Illinois, 3/16/16
A pinch hit grand slam	Matt Dezort vs. Saint Louis, 4/1/14
Hit for the cycle	Matt Cepicky at Indiana State, 3/29/98
A hit from each side of the plate	Drew Millas at Valparaiso, 5/5/18
A 10-15-game hit streak	(10) Matt Brown, 4/6/18 to 4/21/18
A 16-19-game hit streak	(19) Hunter Steinmetz, 3/5/16 to 4/2/16
A 20-24-game hit streak	(20) Aaron Meyer, 3/5/16 to 4/5/16
A 25-29-game hit streak	(29) Kevin Medrano, 3/23/10 to 5/14/10
A 30-game hit streak	(30) Brayden Drake, 4/27/08 to 3/29/09
10+ RBIs in a game	(11) John Knott vs. UNI, 5/2/92
9 RBIs in a game	Spencer Johnson vs. Kansas, 4/6/16
8 RBIs in a game	Brian Fuess vs. Bradley, 3/27/99
7 RBIs in a game	Jeremy Eierman vs. CSUN, 3/25/18
6 RBIs in a game	Blake Graham vs. Wichita State, 4/23/17
5 RBIs in a game	Jake Burger vs. Southern Illinois, 5/25/17
10+ total bases	(10) Jeremy Eierman at Saint Louis, 4/17/17
Reached safely 6 times	Joey Hawkins vs. Indiana State, 3/31/13
Hits in 5+ straight at-bats	(5) Drew Millas, 3/2/18 to 3/3/18
5 walks in a game	Lance Burkhart vs. Nevada, 2/14/97
4 walks in a game	Alex Jefferson at Evansville, 4/28/17
4 strikeouts in a game	Justin Paulsen at Illinois State, 4/24/15
5 strikeouts in a game	Tyler Ryun at UT Arlington, 2/26/10
Stole home	John Privitera vs. Evansville, 4/8/18
3 stolen bases	Hunter Steinmetz vs. Western Illinois, 3/16/16
2 home runs in a game	Matt Brown and Ben Whetstone vs. Arkansas State, 3/9/18
3 home runs in a game	Spencer Johnson vs. Kansas, 4/6/16
Home runs in consecutive at-bats	Matt Brown and Ben Whetstone vs. Arkansas State, 3/9/18
Homered in 3 straight games	Jeremy Eierman, 3/3/17 to 3/5/17
Homered in 5 straight games	Brayden Drake, 5/5/09 to 5/14/09
2 hits in an inning	Jeremy Eierman vs. Illinois State, 5/20/16
Hit by 3 pitches in a game	Brayden Drake vs. Middle Tennessee, 5/11/08
Hit by 2 pitches in a game	Matt Brown at Kansas, 3/27/18
Led off the game with a home run	Hunter Steinmetz at TCU, 6/11/17
A walk-off home run	Jeremy Eierman vs. Oklahoma State, 6/2/17
A walk-off grand slam	Dylan Becker vs. Bradley, 4/20/13
A grand slam by a freshman	Jeremy Eierman vs. Central Michigan, 4/1/16
Consecutive multi-HR games	Ryan Howard, 2/23/00 and 2/27/00

A Missouri State Pitcher Had...

Pitched over 9 innings	(9.1) Clay Murphy vs. Dallas Baptist, 5/20/14
A complete game (9)	Doug Still at New Mexico, 4/15/17
A complete game (7)	Ty Buckner at Bradley, 4/29/18
A complete game as a freshman	Ty Buckner at Bradley, 4/29/18
Consecutive complete games (9)	Pierce Johnson, 3/15/12 and 3/23/12
3 straight complete games	Paul Marsala (4), 3/27/04 to 4/17/04
Pitched 5.0-6.2 innings of relief	(5.1) Nate Witherspoon at Saint Louis, 4/17/17
Pitched 7.0-8.2 innings of relief	(7.1) Sam Perez at Indiana State, 5/27/16
Pitched 9+ innings of relief	(10.0) J.C. Casey at Creighton, 5/27/11
A shutout (9)	Doug Still at New Mexico, 4/15/17
A shutout (7)	Chris Krawczyk vs. Illinois State, 5/15/05
A combined shutout (9)	Ty Buckner (5.2) and Jake Fromson (3.1) vs. CSUN, 3/24/18
A shutout as a freshman	Tim Clubb at Arkansas State, 3/20/07
3+ hit batsmen in a game	(3) Connor Sechler at Central Arkansas, 2/25/18
2+ pickoffs in a game	(2) Tyler McAlister vs. Texas Southern, 2/18/18
10+ strikeouts in a game	(11) Dylan Coleman vs. Illinois State, 4/20/18
15+ strikeouts in a game	(15) Matt Hall vs. Wichita State, 5/2/15
6+ walks in a game	(8) Dylan Coleman vs. Illinois State, 4/20/18
A 15-19 inning scoreless streak	(16.1) Jake Fromson, 2/17/17 to 3/10/17
A 20+ inning scoreless streak	(22.2) Sam Perez, 5/17/16 to 5/28/16
Retired 15+ consecutive batters	(15) Austin Knight vs. Missouri, 4/25/17
Retired 20+ consecutive batters	(20) Matt Hall vs. Wichita State, 5/5/13
A two-hitter	Jordan Knutson (8.0) and Jake Fromson (1.0) vs. DBU, 4/7/17
A one-hitter	Ty Buckner at Bradley, 4/29/18

A combined one-hitter	Dylan Coleman (7.0), Jake Fromson (1.0) and Bryan Young (1.0) vs. Indiana State, 5/13/17
A no-hitter	Mike Whitley (7) vs. Southeast Missouri, 5/4/94
A combined no-hitter	Scott Buchheit, Darrell Maus, Matt Brewer, Terry Menown vs. Lincoln, 3/14/89

Missouri State...

Scored 30+ runs	(30) vs. Evangel, 4/21/99
Scored 25-29 runs	(25) vs. Southwest Baptist, 4/4/00
Scored 20-24 runs	(21) at Indiana State, 5/4/08
Scored 15-19 runs	(16) vs. Missouri, 4/12/16
Scored 10+ runs in an inning	(10) 5th vs. Bradley, 4/11/17
Scored 9 runs in an inning	4th at Arkansas State, 4/15/09
Scored 8 runs in an inning	7th vs. Southern Illinois, 5/25/17
Scored 7 runs in an inning	4th at Evansville, 4/28/17
Had 30+ hits	(32) vs. Evangel, 4/21/99
Had 25-29 hits	(26) vs. Indiana State, 5/14/98
Had 20-24 hits	(22) vs. Bradley, 5/24/12
Had 6+ doubles	(6) at Evansville, 4/10/10
Had 4+ triples	(4) vs. Illinois State, 5/20/16
Stole 6+ bases	(6) vs. Indiana State, 5/12/17
Stole 4 bases in an inning	4th vs. Evansville, 4/8/18
Was hit by 6+ pitches	(7) vs. DBU, 2/25/11
Drew three consecutive HBP	vs. DBU, 2/25/11
Had 4+ sacrifice bunts	(5) at Southern Illinois, 5/10/15
Did not strike out	at Kansas State, 3/14/15
Hit into a triple play	vs. Indiana State, 5/15/09
Hit 7+ home runs	(7) vs. Middle Tennessee, 3/15/02
Hit 6 home runs	vs. Oral Roberts, 4/4/10
Hit 5 home runs	vs. UNI, 3/26/00
Hit 4 home runs	vs. Illinois State, 4/21/18
Hit 2 grand slams in a game	vs. Arkansas State, 3/22/16
Walked 10+ times	(10) at Valparaiso, 5/4/18
Was shut out	at Bradley (2-0), 4/28/18
Was shut out at home	vs. Illinois State (1-0), 5/24/17
Was shut out in consecutive games	vs. Oklahoma State, 3/18/14; at Wichita State, 3/21/14
Shut out back-to-back opponents	at Arkansas State, 3/1/17; vs. Central Arkansas, 3/3/17
Struck out 10+ batters	(13) at Bradley, 4/27/18
Struck out 10+ times	(12) at Bradley, 4/28/18
Was held to two or fewer hits	(1) vs. Saint Joseph's, 3/2/18
Hit back-to-back home runs	Justin Paulsen and Jake Burger vs. Wichita State, 5/26/17
Hit three straight home runs	Dan Firlit, Ryan Howard, Mike Collier vs. Arkansas Tech, 2/23/00
Turned 4+ double plays	(4) at Texas Tech, 2/19/12
Committed 6+ errors	(6) at Sam Houston State, 2/28/09
Swept a doubleheader	vs. Illinois State, 4/21/18
Lost both games of a doubleheader	vs. Oregon State, 4/13/18

A Missouri State Opponent...

Scored 25+ runs	(25) Rice, 5/25/97
Scored 20-24 runs	(20) Georgia Tech, 2/20/10
Scored 15-19 runs	(17) Oregon State, 4/13/18
Threw a complete-game one-hitter	Chris Razo, Illinois State, 4/5/13
Threw a complete-game no-hitter	Vince Serafini, Evansville, 5/13/00
Hit 3 home runs	Dylan Brown, Oklahoma State, 3/11/08
Hit 2 home runs	Trevor Larnach, Oregon State, 4/13/18
Hit back-to-back home runs	Trooper Reynolds and Chane Lynch, DBU, 4/2/15
Hit a leadoff home run	Matt Hoeg, Iowa, 3/14/18
Hit a walk-off home run	Steffan Guest, UT Arlington, 2/27/10
Hit a grand slam	Michael Gretler, Oregon State, 4/13/18
Had 4 hits in a game	Garrett Benge, Oklahoma State, 6/2/17
Had 5+ hits in a game	(5) Jared Mang, New Mexico, 4/13/17
Had 5 RBIs	Collin Braithwaite, Illinois State, 5/19/17
Had 6+ RBIs	(6) Zach Lavy, Missouri, 4/26/16
Had 4+ stolen bases in a game	(4) Michael Faulkner, Arkansas State, 4/4/12
Scored 10+ runs in an inning	Middle Tennessee (10 in 8th), 2/20/09
Scored 9 runs in an inning	Georgia Tech (4th), 2/20/10
Scored 8 runs in an inning	Northern Illinois (9th), 2/21/14
Scored 7 runs in an inning	Oregon State (2nd), 4/13/18
Had 25-29 hits	(25) Rice, 5/25/97
Had 20-24 hits	(23) Nebraska, 2/20/11
Threw a complete game	(8.0) Walker Armstrong, CSUN, 3/23/18
Struck out 10+ batters	(10) Mitch Janssen, Bradley, 4/28/18

MISSOURI STATE BASEBALL

Games 45-47 | MISSOURI STATE BEARS (30-14, 13-2 MVC) vs. SOUTHERN ILLINOIS SALUKIS (25-23, 8-7 MVC) | May 11-13 | Springfield, Mo. | Hammons Field (8,000) | KBFL AM/FM



KEITH GUTTIN Head Coach

36th Season
Alma mater: UMSL (1978)

One of the most successful baseball coaches in Missouri Valley Conference history, **Keith Guttin** began his MSU head coaching career in 1983, and has spent the past 35 seasons building the Bears into one of the top programs in the country. Under Guttin, the Bears have won 61 percent of their games, averaging 35 victories a year and racking up 11 different 40-win seasons.

Guttin, who entered the 2018 season sixth among active Division I head coaches in career victories, has been a part of the MSU baseball program as a player, assistant coach and head coach for 40 of the program's 54 years. He took the helm of Bears baseball at the start of the 1983 season, coinciding with the move of Missouri State athletics to Division I status. He inherited the reins of the program from its only previous head baseball coach, former Missouri State Director of Athletics Bill Rowe. Guttin ultimately helped stretch MSU's string of consecutive winning seasons to 32 in a row, easily the longest of any Missouri State athletics team. His 1,249 career wins are the most recorded by any head coach in the 110-year history of Missouri State athletics, and the Bears have finished in the top half of the conference race in all but four of his 35 seasons.

During Guttin's tenure, 121 Bears have signed professional contracts, including six first-round draft picks and 17 players who have advanced to the Major Leagues. Additionally, MSU has won 17 regular-season or conference tournament championships and made 10 NCAA Division I Tournament appearances, including nine in the last two decades.

In 2003, Guttin led the Bears to the NCAA Division I College World Series for the first time in school history, marking the only trip to Omaha by a Division I team from the state of Missouri since 1965. He has been a conference coach of the year 11 times and was selected as the American Baseball Coaches Association Division I Midwest Region Coach of the Year in both 1997 and 2003.

Guttin's pupils have produced results off the diamond as well. Missouri State baseball players have been recognized on the Valley's all-academic team 62 times since the inception of the honor in 1992. Additionally, seven Bears have garnered academic All-America honors on 12 different occasions under Guttin, including three-time selection Brian Mahaffey.

Missouri State is coming off its second NCAA Super Regional appearance and MVC regular-season title in three seasons. The Bears won their first 18 Valley games en route to the title, then captured their third overall NCAA Regional crown by knocking off Arkansas in the deciding game of the Fayetteville Regional. MSU saw its storybook season come to an end at the Fort Worth Super Regional, as TCU secured a fourth straight trip to Omaha with a two-game sweep of Guttin's Bears. Consensus All-America picks Jake Burger and Jeremy Eierman led a potent Bears lineup that paved the way to a 43-20 campaign, while Valley pitcher of the year Jake Fromson led a star-studded pitching staff and garnered All-America recognition of his own.

The 2015 season will go down as one of the more memorable campaigns for Guttin, who was inducted into both the Missouri Sports Hall of Fame and Springfield Area Sports Hall of Fame during the year. He also surpassed the 1,100 career victory mark early in MSU's record-setting season en route to earning his fifth MVC Coach of the Year nod. Under Guttin's guidance, the 2015 Bears set a program record with 49 victories and were ranked as high as No. 6 (*Baseball America*) in the nation while capturing the Valley's regular-season and postseason tournament titles. MSU went on to earn its ninth NCAA Division I postseason berth, sweeping the Springfield Regional at Hammons Field to advance to its second Super Regional appearance, where the Bears came up just one win shy of punching their ticket to the College World Series.

In 2001, Guttin led the Bears to their first-ever MVC regular-season championship and, in the process, dethroned perennial league powerhouse Wichita State. The Shockers had previously won outright or shared the Valley regular season crown in the previous 14 years, but the Bears posted a 22-10 record in 2001 and beat WSU by one game in the final league standings.

While the accomplishments of Guttin's teams on the field speak volumes about the success of his program, another dream came true in April 2004 when the Bears opened a sparkling 8,000-seat stadium just four blocks north of the Missouri State campus. The Bears finished the year ninth among NCAA Division I teams in attendance, playing only a portion of their home schedule at Hammons Field.

It was merely a coincidence that the crown jewel of the Missouri State baseball program came one year after the Bears exploded onto the national college baseball radar in the College World Series. But both events show the growth of college baseball in the Ozarks and the amount of community and administrative support the program had received in the last several years. With the continued support of the MSU community, Guttin has led the Bears' efforts in numerous charitable endeavors, including the program's annual Price Cutter Celebrity Golf Classic, proceeds from which have been committed to Champion Athletes of the Ozarks in each of the last 20 years. MSU's popular First Pitch and Reunion Night has also been a positive force for both the Bears and a variety of local charitable organizations. The preseason kickoff event has benefited entities such as the Miracle League Ball Field, Care to Learn, Boys and Girls Clubs and the Wounded Warrior Project.

The Bears have finished lower than third in the league standings just nine times since Guttin took over. Guttin directed Missouri State to six straight league titles in Mid-Continent play from 1984 through 1989. He has given MSU its first three Valley postseason tournament championships in 1996, 1997 and 2015. He was voted the MVC Coach of the Year in 1993, 2001, 2003, 2008, 2015 and 2017 and was selected the American Baseball Coaches Association Division I Midwest Region Coach of the Year in 1997 and 2003.

Guttin had two notable seasons as the Missouri State second baseman, coming from Mineral Area College. He earned MIAA all-conference honorable mention in 1977 as the Bears made their first NCAA Division II tournament appearance in seven years.

A University City native, Guttin finished his undergraduate degree at the University of Missouri-St. Louis in 1978, and earned his master's degree in 1984 at Truman State. He and his wife, Marianne, have three daughters; Lauren, Lindsey and Samantha.

GUTTIN'S COACHING RECORD

Year	Team	W-L	Pct.	Conf.	Pct.
1983	Missouri State	32-11	.744	---	---
1984	Missouri State	35-22	.614	---	---
1985	Missouri State	24-16	.600	5-3	.625
1986	Missouri State	47-14	.770	11-1	.917
1987	Missouri State	38-14	.731	7-3	.700
1988	Missouri State	41-17	.707	12-0	1.000
1989	Missouri State	41-10	.804	8-2	.800
1990	Missouri State	42-15	.737	11-0	1.000
1991	Missouri State	40-22	.645	14-10	.583
1992	Missouri State	31-23	.574	10-11	.476
1993	Missouri State	32-23	.582	14-6	.700
1994	Missouri State	31-23	.574	13-7	.650
1995	Missouri State	37-21	.638	18-13	.581
1996	Missouri State	32-25	.561	18-11	.621
1997	Missouri State	35-25	.583	16-10	.625
1998	Missouri State	32-21	.604	19-13	.594
1999	Missouri State	38-19	.667	18-11	.621
2000	Missouri State	24-33	.421	15-17	.468
2001	Missouri State	36-22	.621	22-10	.688
2002	Missouri State	43-21	.672	19-13	.594
2003	Missouri State	40-26	.606	19-11	.633
2004	Missouri State	31-28	.525	19-12	.613
2005	Missouri State	26-29	.473	10-14	.417
2006	Missouri State	33-22	.600	15-8	.652
2007	Missouri State	23-34	.404	7-17	.292
2008	Missouri State	40-17	.702	18-6	.750
2009	Missouri State	34-20	.630	17-5	.773
2010	Missouri State	21-34	.382	6-15	.286
2011	Missouri State	33-23	.589	11-9	.550
2012	Missouri State	40-22	.645	13-7	.650
2013	Missouri State	31-23	.574	12-9	.571
2014	Missouri State	26-31	.456	9-12	.429
2015	Missouri State	49-12	.803	18-3	.857
2016	Missouri State	38-21	.644	7-13	.650
2017	Missouri State	43-20	.683	18-1	.947
2018	Missouri State	30-14	.682	13-2	.867
Totals		1,249-773	.618	462-371	.555

GUTTIN'S MILESTONE VICTORIES

Win	Date	Result (Site)
1	3/5/83	MSU 8, Indiana State 2 (Meador Park)
100	3/11/86	MSU 7, Jacksonville 5 (Jacksonville, Fla.)
200	4/16/88	MSU 4, Eastern Illinois 2 (Charleston, Ill.)
300	5/13/90	MSU 9, Eastern Illinois 2 (Chicago, Ill.)
*395	5/1/93	MSU 9, UNI 2 (Meador Park)
400	5/9/93	MSU 7, Wichita State 6 (Meador Park)
500	5/17/96	MSU 8, Wichita State 7 (Wichita, Kan.)
600	4/24/99	MSU 13, UNI 7 (Meador Park)
700	5/4/02	MSU 5, Wichita State 1 (Wichita, Kan.)
800	5/11/05	MSU 15, Kansas 6 (Hammons Field)
900	5/11/08	MSU 7, Middle Tennessee 6 (Hammons Field)
1,000	3/3/12	MSU 3, Northwestern State 2 (Natchitoches, La.)
1,100	3/17/15	MSU 10, Little Rock 3 (Hammons Field)
1,200	4/18/17	MSU 5, Missouri 3 (Columbia, Mo.)

*Surpassed Bill Rowe for the all-time MSU record for coaching victories

GUTTIN'S CAREER HIGHLIGHTS

- Nine regular-season conference titles (1986, 1988, 1989, 1990, 2001, 2003, 2009, 2015, 2017)
- Nine conference tournament championships (1984, 1985, 1986, 1987, 1988, 1989, 1996, 1997, 2015)
- Ten NCAA Regional berths (1987, 1995, 1996, 1997, 1999, 2002, 2003, 2012, 2015, 2017)
- Three NCAA Super Regional berths (2003, 2015, 2017)
- 2003 College World Series berth
- Mentored 29 All-Americans as head coach
- Coached 116 professional signees, including 17 Major Leaguers
 - Ryan Howard - 2005 NL Rookie of the Year and 2006 NL MVP
 - Bill Mueller - 2003 AL Batting Champion
- Coached 88 first-team all-conference selections, eight league players of the year and seven league pitchers of the year
- Six-time Mid-Continent Conference Coach of the Year (1984-89)
- Six-time Missouri Valley Conference Coach of the Year (1993, 2001, 2003, 2008, 2015, 2017)
- Two-time ABCA/NCAA Regional Coach of the Year

MISSOURI STATE BASEBALL

Games 45-47 | MISSOURI STATE BEARS (30-14, 13-2 MVC) vs. SOUTHERN ILLINOIS SALUKIS (25-23, 8-7 MVC) | May 11-13 | Springfield, Mo. | Hammons Field (8,000) | KBFL AM/FM

ALPHABETICAL ROSTER

No.	Player	Yr.	Pos.	B-T	Ht.	Wt.	Hometown (Previous School)
41	Michael Briggs	So.	C	R-R	6-2	225	Lee's Summit, Mo. (Archbishop O'Hara HS)
18	Matt Brown	Sr.	IF	R-R	6-2	220	St. Louis, Mo. (St. John Vianney HS/Jefferson College)
36	Ty Buckner	Fr.	RHP	R-R	6-1	190	St. Louis, Mo. (Ladue Horton Watkins HS)
10	Dylan Coleman	Jr.	RHP	R-R	6-6	240	Potosi, Mo. (Potosi HS)
43	Mason Dickemann	Fr.	RHP	R-R	6-3	170	Ozark, Mo. (Springfield Catholic HS)
23	Jack Duffy	So.	OF	L-R	5-10	190	Kansas City, Mo. (Staley HS)
11	Jeremy Eierman	Jr.	IF	R-R	6-1	205	Warsaw, Mo. (Warsaw HS)
26	Sam Faith	Fr.	IF	B-R	6-3	195	St. Charles, Ill. (St. Charles North HS)
17	Jordan Fitzpatrick	Fr.	IF/OF	L-R	6-0	185	Rogersville, Mo. (Logan-Rogersville HS)
16	Jake Fromson	Sr.	RHP	R-R	5-11	200	Lee's Summit, Mo. (Lee's Summit HS/Kansas State University)
4	Logan Geha	So.	C	R-R	5-11	190	Lee's Summit, Mo. (Lee's Summit West HS)
40	Zach Gibbs	Fr.	RHP	R-R	6-1	190	Wentzville, Mo. (Holt HS)
25	Jake Hausmann	Fr.	RHP	R-R	6-6	225	St. Charles, Mo. (CBC HS)
29	Austin Knight	Sr.	RHP	R-R	6-3	215	Lebanon, Mo. (Lebanon HS)
21	Jake Lochner	Jr.	LHP	L-L	5-11	200	Sullivan, Mo. (Sullivan HS)
19	Tyler McAlister	So.	RHP	R-R	6-5	195	Waterloo, Ill. (Waterloo HS)
12	Max McGuire	Fr.	C	R-R	6-3	220	Lincoln, Neb. (Southwest HS)
8	Robbie Merced	Fr.	IF	R-R	6-1	170	Springfield, Mo. (Kickapoo HS)
24	Drew Millas	So.	C	B-R	6-2	205	Swansea, Ill. (Belleville East HS)
50	Alex Moore	So.	RHP	R-R	6-7	245	Mountain Grove, Mo. (Mountain Grove HS)
32	John Privitera	So.	IF	L-R	5-8	170	Lee's Summit, Mo. (Lee's Summit West HS)
31	Landan Ruff	Sr.	OF	R-R	6-2	215	Springfield, Mo. (Parkview HS)
33	Matt Russell	Fr.	RHP	R-R	6-2	190	Kansas City, Mo. (Staley HS)
13	Davis Schwab	Jr.	LHP	L-L	6-4	215	Overland Park, Kan. (Blue Valley West HS/Johnson County CC)
14	Connor Sechler	Fr.	RHP	R-R	6-3	180	Bolivar, Mo. (Bolivar HS)
5	Ryan Skalnik	Sr.	IF	R-R	6-1	195	Owasso, Okla. (Verdigris HS/Northwest Mississippi CC)
7	Hunter Steinmetz	Jr.	OF	L-L	5-9	185	Springfield, Mo. (Parkview HS)
45	Ben Whetstone	So.	IF	L-R	6-6	240	Overland Park, Kan. (Rockhurst HS)
35	Logan Wiley	So.	RHP	R-R	6-0	170	Springfield, Mo. (Kickapoo HS/Kansas State University)
27	Nate Witherspoon	So.	LHP	L-L	6-4	210	Eureka, Mo. (Eureka HS)
44	Dennis Yingling	Fr.	LHP	L-L	6-1	205	St. Louis, Mo. (Lindbergh HS)
1	Brooks Zimmerman	Jr.	OF/IF	R-R	6-2	210	Stillwater, Okla. (Stillwater HS/Cowley Co. CC)

Head Coach: Keith Guttin

Assistant Coaches: Paul Evans, Matt Lawson

Volunteer Assistant Coach: Joe Lincoln

Graduate Managers: Matt Fultz, Alex Jefferson, Geoff Jimenez

Student Assistant: Aaron Meyer

Director of Operations: Tyler Jeske

Athletic Trainer: Jim Penkalski

ROSTER BREAKDOWN

Seniors (5): Matt Brown, Jake Fromson, Austin Knight, Landan Ruff, Ryan Skalnik.

Juniors (6): Dylan Coleman, Jeremy Eierman, Jake Lochner, Davis Schwab, Hunter Steinmetz, Brooks Zimmerman.

Sophomores (10): Michael Briggs, Jack Duffy, Logan Geha, Tyler McAlister, Drew Millas, Alex Moore, John Privitera, Ben Whetstone, Logan Wiley, Nate Witherspoon.

Freshmen (11): Ty Buckner, Mason Dickemann, Sam Faith, Jordan Fitzpatrick, Zach Gibbs, Jake Hausmann, Max McGuire, Robbie Merced, Matt Russell, Connor Sechler, Dennis Yingling.

Infielders (8): Matt Brown, Jeremy Eierman, Sam Faith, Jordan Fitzpatrick, Robbie Merced, John Privitera, Ryan Skalnik, Ben Whetstone.

Outfielders (4): Jack Duffy, Landan Ruff, Hunter Steinmetz, Brooks Zimmerman.

Catchers (4): Michael Briggs, Logan Geha, Max McGuire, Drew Millas.

Pitchers (16): Ty Buckner, Dylan Coleman, Mason Dickemann, Jake Fromson, Zach Gibbs, Jake Hausmann, Austin Knight, Jake Lochner, Tyler McAlister, Alex Moore, Matt Russell, Davis Schwab, Connor Sechler, Logan Wiley, Nate Witherspoon, Dennis Yingling.

NUMERICAL ROSTER

No.	Player	Pos.
1	Brooks Zimmerman	OF/IF
4	Logan Geha	C
5	Ryan Skalnik	IF
7	Hunter Steinmetz	OF
8	Robbie Merced	IF
10	Dylan Coleman	RHP
11	Jeremy Eierman	IF
12	Max McGuire	C
13	Davis Schwab	LHP
14	Connor Sechler	RHP
16	Jake Fromson	RHP
17	Jordan Fitzpatrick	IF/OF
18	Matt Brown	IF
19	Tyler McAlister	RHP
21	Jake Lochner	LHP
23	Jack Duffy	OF
24	Drew Millas	C
25	Jake Hausmann	RHP
26	Sam Faith	IF
27	Nate Witherspoon	LHP
29	Austin Knight	RHP
31	Landan Ruff	OF
32	John Privitera	IF
33	Matt Russell	RHP
35	Logan Wiley	RHP
36	Ty Buckner	RHP
40	Zach Gibbs	RHP
41	Michael Briggs	C
43	Mason Dickemann	RHP
44	Dennis Yingling	LHP
45	Ben Whetstone	IF
50	Alex Moore	RHP

Head Coach

2.....Keith Guttin

Assistant Coaches

3.....Matt Lawson (3rd Base)

28.....Paul Evans (Pitching)

Volunteer Assistant Coach

38.....Joe Lincoln

Student Assistant

34.....Aaron Meyer (1st Base)

Graduate Managers

Matt Fultz

Alex Jefferson

Geoff Jimenez

Director of Operations

Tyler Jeske

Athletic Trainer

Jim Penkalski


PRONUNCIATION GUIDE

Mason Dickemann..... DICK • mun
 Jeremy Eierman IRE • mun
 Jake Fromson FRAWM • sin
 Logan Geha..... GEE • uh
 Keith Guttin rhymes with 'button'
 Jake Hausmann..... HOUSE • mun
 Jake Lochner..... LOCK • nur
 Robbie Merced mur • SAID
 John Privitera..... pri (long 'i') • vuh • TEER • uh
 Connor Sechler..... SECK • lur
 Hunter Steinmetz..... STINE • mets
 Ben Whetstone..... WET • stone
 Dennis Yingling..... YENG • ling

MISSOURI STATE BASEBALL

Games 45-47 | MISSOURI STATE BEARS (30-14, 13-2 MVC) vs. SOUTHERN ILLINOIS SALUKIS (25-23, 8-7 MVC) | May 11-13 | Springfield, Mo. | Hammons Field (8,000) | KBFL AM/FM

TV/RADIO ROSTER



1 Brooks Zimmerman
OF/IF - Jr. - R/R
Stillwater, Okla.




4 Logan Cocha
C - So. - R/R
Lee's Summit, Mo.



5 Ryan Skalinik
IF - Jr. - R/R
Owasso, Okla.



7 Hunter Steinmetz
OF - Jr. - L/L
Springfield, Mo.



8 Robbie Morced
IF - Fr. - R/R
Springfield, Mo.



10 Dylan Coleman
RHP - Jr. - R/R
Potosi, Mo.




11 Jeremy Elerman
IF - So. - R/R
Warsaw, Mo.



12 Max McGuire
C - Fr. - R/R
Lincoln, Neb.




13 Davis Schwab
LHP - Jr. - L/L
Overland Park, Kan.



14 Connor Sechler
RHP - Fr. - R/R
Bolivar, Mo.



16 Jake Fromson
RHP - Sr. - R/R
Lee's Summit, Mo.



17 Jordan Fitzpatrick
IF - Fr. - L/R
Rogersville, Mo.




18 Matt Brown
IF - Sr. - R/R
St. Louis, Mo.



19 Tyler McAllister
RHP - So. - R/R
Waterloo, Ill.



21 Jake Lochner
LHP - Jr. - L/L
Sullivan, Mo.




23 Jack Duffy
OF - So. - L/R
Kansas City, Mo.



24 Drew Millas
C - So. - S/R
Swansea, Ill.



25 Jake Hausmann
RHP - Fr. - R/R
St. Charles, Mo.



26 Sam Faith
IF - Fr. - S/R
St. Charles, Ill.




27 Nate Witherspoon
LHP - So. - L/L
Eureka, Mo.



29 Austin Knight
RHP - Sr. - R/R
Lebanon, Mo.



31 Landon Ruff
OF - Sr. - R/R
Springfield, Mo.



32 John Privitera
IF - So. - L/R
Lee's Summit, Mo.



33 Matt Russell
RHP - Fr. - R/R
Kansas City, Mo.



35 Logan Wiley
RHP - So. - R/R
Springfield, Mo.



36 Ty Buckner
RHP - Fr. - R/R
St. Louis, Mo.



40 Zach Gibbs
RHP - Fr. - R/R
Wentzville, Mo.




41 Michael Briggs
C - So. - R/R
Lee's Summit, Mo.



43 Mason Dickmann
RHP - Fr. - R/R
Ozark, Mo.



44 Dennis Yingling
LHP - Fr. - L/L
St. Louis, Mo.



45 Ben Whetstone
IF - So. - L/R
Overland Park, Kan.



50 Alex Moore
RHP - So. - R/R
Mountain Grove, Mo.



2 Keith Guttin
Head Coach



3 Matt Lawson
Assistant Coach



28 Paul Evans
Assistant Coach



38 Joe Lincoln
Volunteer
Assistant Coach