

MISSOURI STATE

2003 NCAA College World Series • 10 NCAA Regional Appearances • 38 All-Americans • 19 Major Leaguers

Eric Doennig, MSU Athletics Communications (Primary Contact) | O: (417) 836-4586 | C: (417) 827-5327 | EricDoennig@MissouriState.edu | MissouriStateBears.com | @MSUBearBaseball | MissouriStBears

2018 SCHEDULE

February (4-2)

16	vs. Texas Southern ^s	W, 8-2
16	at Lamar ^s	W, 11-2
17	vs. Lamar ^s	L, 0-8
18	vs. Texas Southern ^s	W, 6-5
25	at Central Arkansas	L, 0-1 (10)
25	at Central Arkansas	W, 5-2

March (15-5)

2	vs. St. Joseph's [@]	L, 3-6
3	at (24) ECU [@]	W, 7-4
4	vs. Pepperdine [@]	W, 8-7
7	OKLAHOMA STATE	L, 8-10
9	(30) ARKANSAS STATE	W, 12-4
10	(30) ARKANSAS STATE	L, 1-4
11	(30) ARKANSAS STATE	W, 5-4
13	ORAL ROBERTS	W, 6-5
14	vs. Iowa*	W, 8-3
17	vs. Seton Hall ^h	W, 14-2
17	at Oklahoma State	L, 2-4
20	SOUTHEAST MISSOURI STATE	W, 10-5
21	MURRAY STATE	W, 5-4 (10)
23	CSUN	W, 3-2
24	CSUN	W, 5-0
25	CSUN	W, 8-2
27	at Kansas	W, 12-2
30	at Indiana State*	W, 4-3
30	at Indiana State*	W, 5-4 (11)
31	at Indiana State*	L, 4-6

April (6-4)

6	EVANSVILLE*	W, 6-5
7	EVANSVILLE*	W, 8-2
8	EVANSVILLE*	W, 11-4
10	(28) MISSOURI	L, 6-8
13	(7) OREGON STATE	L, 6-17
14	(7) OREGON STATE	L, 2-10
17	at (3) Arkansas	L, 7-11
20	ILLINOIS STATE*	W, 4-2
21	ILLINOIS STATE*	W, 6-3
21	ILLINOIS STATE*	W, 12-3
24	at Missouri	6:30 p.m.
27	at Bradley*	6:00 p.m.
28	at Bradley*	2:00 p.m.
29	at Bradley*	1:00 p.m.

May

2	KANSAS	6:30 p.m.
4	at Valparaiso*	3:00 p.m.
5	at Valparaiso*	1:00 p.m.
6	at Valparaiso*	1:00 p.m.
11	SOUTHERN ILLINOIS*	6:30 p.m.
12	SOUTHERN ILLINOIS*	2:00 p.m.
13	SOUTHERN ILLINOIS*	1:00 p.m.
17	at DBU*	6:30 p.m.
18	at DBU*	6:30 p.m.
19	at DBU*	2:00 p.m.
23-26	MVC Baseball Championship*	TBA

Home games played at Hammons Field in BOLD CAPS

*MVC game;
^s Cardinal Classic (Beaumont, Texas); [@] Keith LeClair Classic (Greenville, N.C.);
^h at KC Urban Youth Academy (Kansas City, Mo.); ^h at Stillwater, Okla.;
^h at Busch Stadium (St. Louis, Mo.); [#] at Homer Balpark (Dallas, Texas)



(RV) MISSOURI STATE BEARS (25-11)

Conference..... Missouri Valley
 Head Coach..... Keith Guttin
 Alma Mater..... Missouri-St. Louis
 Career Record..... 1,244-770 (36th year)
 Record at MSU..... same

GAME INFORMATION

Date..... Tuesday, April 24
 First Pitch..... 6:30 p.m.
 Projected Starting Pitchers.....
 MSU..... TBA
 MU..... RHP Brian Sharp (3-0, 1.80 ERA)
 Site..... Columbia, Mo.
 Stadium..... Taylor Stadium (3,031)
 Series History..... MSU leads 29-26
 Radio..... KBFL 1060 AM/96.9 FM
 Live Video..... SEC Network+
 Live Stats..... MUTigers.com
 Twitter..... @MSUBearBaseball



(RV) MISSOURI TIGERS (27-13)

Conference..... Southeastern
 Head Coach..... Steve Bieser
 Alma Mater..... Southeast Missouri
 Career Record..... 201-133 (6th year)
 Record at MU..... 63-36 (2nd year)

PRIME 9

- Missouri State is 11-6 in true road/neutral games this season; the Bears have gone 59-34 in true road games over the last four seasons and 79-40 overall away from Hammons Field over the same span
- The Bears lead the series with Mizzou by a 29-26 margin, despite dropping their first meeting of the season with the Tigers two weeks ago in Springfield; MSU has won six of the last eight games in the series overall, including two of the last three in Columbia
- Drew Millas** was named MVC Player of the Week for the third time this season on Monday after going 8-for-15 with a pair of homers and seven RBIs last week; the honor is the sixth overall weekly player or pitcher of the week award for a Bear this spring
- Preseason All-America pick **Jeremy Eierman**, who was named to both the Golden Spikes Award and Brooks Wallace Award watch lists, swiped the 41st base of his career last weekend to become the lone Bear to rank among the top 10 players in program history in both steals and home runs (38)
- MSU leads the Valley in team ERA (3.91) and opponent batting (.228); Individually, **Dylan Coleman** paces the circuit in strikeouts (79) and opposing batting (.188), while **Logan Geha's** six sac bunts leads the league as well
- With his 11 strikeouts last Friday against Illinois State, Coleman moved into fourth place on the Bears' career strike-out list with 267 K's; the junior also notched his 20th victory as a Bear to crack the crack the top 10 for wins
- Matt Brown** brings a career-best 10-game hit streak into Tuesday's game; the senior has batted .353 with three homers and 12 RBIs over the course of his streak
- Head coach **Keith Guttin** (1,244) surpassed the career win total of former Southern Illinois coach Itchy Jones to move into sole possession of the No. 21 position on the NCAA's all-time Division I coaching wins list
- Missouri State has 73 combined come-from-behind victories over the last four seasons, including 14 through its first 36 contests of the 2018 campaign

AROUND THE HORN

Pos.	Player	Ht.	Wt.	Class	B/T	G/GS	BA/OBP/SLG	HR/RBI	Notes
DH	Drew Millas	6-2	205	So.	B/R	36/36	.341/.431/.515	4/44	RBI total ranks 2nd in MVC
C	Logan Geha	5-11	190	So.	R/R	31/27	.190/.299/.226	0/6	Leads MVC with 6 SAC bunts
1B	Ben Whetstone	6-6	240	So.	L/R	36/36	.260/.369/.397	5/21	Reached safely in first 31 contests
2B	John Privitera	5-8	170	So.	L/R	36/36	.235/.395/.286	0/15	Ranks 3rd in MVC with 29 walks
SS	Jeremy Eierman	6-1	205	Jr.	R/R	33/36	.315/.407/.564	6/32	Among MVC top 10 in 9 statistical categories
3B	Matt Brown	6-2	220	Sr.	R/R	33/33	.245/.420/.490	6/23	.353 BA/.477 OBP on current 10G hit streak
LF	Landon Ruff	6-2	215	Sr.	R/R	35/19	.176/.358/.412	3/11	Matched career-bests with 2 H, 3 RBI at UA
CF	Hunter Steinmetz	5-9	185	Jr.	L/L	33/36	.298/.402/.426	2/27	Hits in 17 of last 19 games
RF	Jack Duffy	5-10	190	So.	R/R	36/33	.270/.348/.373	1/16	9 H in last 21 AB since April 10 vs. MU
OF	Brooks Zimmerman	6-2	210	Jr.	R/R	25/15	.179/.242/.268	1/5	.308 BA over 4G hit streak (March 21-27)
OF	Jordan Fitzpatrick	6-0	185	Fr.	L/R	25/8	.162/.262/.189	0/4	Team-best 4 pinch hits
IF	Sam Faith	6-3	195	Fr.	B/R	19/5	.138/.219/.276	1/3	First HR as Bear 3/17 vs. Seton Hall
IF	Ryan Skalnik	6-1	195	Sr.	R/R	14/4	.320/.500/.440	0/2	Career-best 4-for-4, 3 R vs. ILS (April 21)

Pos.	Pitcher	Ht.	Wt.	Class	B/T	G/GS	W-L	Sv	IP	H	K/BB	BAA	ERA
RHP	Dylan Coleman	6-6	240	Jr.	R/R	10/10	6-2	0	64.2	42	79/33	.188	3.48
RHP	Logan Wiley	6-0	170	So.	R/R	16/5	5-3	1	50.0	47	46/10	.241	3.60
RHP	Ty Buckner	6-1	190	Fr.	R/R	9/9	3-3	0	41.1	36	33/29	.232	4.57
RHP	Austin Knight	6-3	215	Sr.	R/R	7/7	1-0	0	29.1	30	26/20	.270	5.83
RHP	Tyler McAllister	6-5	195	So.	R/R	5/4	0-0	0	16.2	19	19/13	.292	7.02
LHP	Jake Lochner	5-11	200	Jr.	L/L	9/0	1-0	0	12.0	8	11/7	.195	1.50
LHP	Davis Schwab	6-4	215	Jr.	L/L	9/0	1-0	0	12.0	11	8/6	.234	2.25
RHP	Connor Sechler	6-3	180	Fr.	R/R	16/0	4-1	1	29.2	17	37/10	.160	2.43
LHP	Nate Witherspoon	6-4	210	So.	L/L	15/0	1-0	0	21.0	22	17/7	.272	2.57
RHP	Jake Fromson	5-11	200	Sr.	R/R	8/0	2-2	1	16.0	12	6/4	.218	3.38
RHP	Matt Russell	6-2	190	Fr.	R/R	15/1	1-0	3	23.2	20	23/13	.222	5.32

MISSOURI STATE BASEBALL

Game 37 | MISSOURI STATE BEARS (25-11) at MISSOURI TIGERS (27-13) | April 24 | 6:30 p.m. | Columbia, Mo. | Taylor Stadium at Simmons Field (3,031) | KBFL AM/FM | SECN+

MISSOURI STATE QUICK FACTS

Founded.....	1905
Location.....	Springfield, Mo.
Address.....	901 S. National Ave.
.....	Springfield, MO 65897
Web Site.....	MissouriState.edu
Switchboard.....	(417) 836-5000
President.....	Cliff Smart
Enrollment.....	26,216
Nickname.....	Bears
School Colors.....	Maroon and White
National Affiliation.....	NCAA Division I
Conference.....	Missouri Valley Conference
Director of Athletics.....	Kyle Moats
Faculty Athletics Representative.....	James Hutter
Tickets.....	(417) 836-7678, (888) 476-7849
.....	MissouriStateBears.com/Tickets

Stadium

Home Facility.....	Hammons Field
Opened.....	2004
Capacity.....	8,000
Surface.....	Natural Grass
Dimensions.....	LF-315/LC-365/CF-400/RC-365/RP-330
Press Box Phone.....	(417) 832-3029

Baseball Staff

Head Coach.....	Keith Guttin
.....	(Missouri-St. Louis, '78)
MSU Record.....	1,244-770
.....	(36th year at MSU)
Overall Record.....	1,244-770
.....	(36th year overall)
Assistant Coach.....	Paul Evans
.....	(Southern Illinois, '81)
Assistant Coach.....	Matt Lawson
.....	(Missouri State, '15)
Volunteer Assistant Coach.....	Joe Lincoln
Graduate Managers.....	Matt Fultz
.....	Alex Jefferson
.....	Geoff Jimenez
Student Assistant.....	Aaron Meyer
Director of Operations.....	Tyler Jeske
Athletic Trainer.....	Jim Penkalski
Strength & Conditioning Coordinator.....	Jeremiah Frey

Team Information

2017 Overall Record.....	43-20
2017 MVC Record (Finish).....	18-1 (1st)
Postseason.....	NCAA Fayetteville Regional champion;
.....	NCAA Fort Worth Super Regional runner-up
Lettermen Returning/Lost.....	18/11
Starters Returning/Lost.....	4/5
Pitchers Returning/Lost.....	8/5
Newcomers.....	15

History

First Season.....	1964
All-Time Record (55 seasons).....	1,638-1,000-1
All-Time at Hammons Field (15 seasons).....	246-124
All-Time NCAA D-I Tournament Record.....	21-22 (10 app.)
MVC Regular-Season Championships.....	5
MVC Tournament Championships.....	3

Athletics Communications

Location.....	Hammons Student Center, Room 300
Shipping Address.....	901 S. National Avenue
.....	Springfield, MO 65897
Assistant Director (Primary Baseball Contact).....	Eric Doennig
Office Phone.....	(417) 836-4584
Cell Phone.....	(417) 827-5327
Email.....	EricDoennig@MissouriState.edu
Assistant A.D. for Communications.....	Rick Kindhart
Assistant Director.....	Ben Adamson
Social Media/Graphic Design Assistant.....	Bridgette Robles
Assistant.....	Kevin Kane
Graduate Assistants.....	Shannon Carrico, Emily McMillan
Athletics Web Site.....	MissouriStateBears.com
Twitter.....	@MSUBearBaseball
Instagram.....	@MSUBearBaseball
Facebook.....	MissouriStBears/MSUBearsBaseball

LEADING OFF

The **Missouri State Bears** will ride a three-game win streak into their Tuesday (April 24) evening contest with the **Missouri Tigers** at Taylor Stadium. The Bears and Tigers will conclude their 2018 season series with a 6:30 p.m., game that will be broadcast live on the **SEC Network+**.

The Bears (25-11) are coming off a three-game sweep of Illinois State over the weekend that put the brakes on a four-game slide. MSU powered up to hit six home runs in the series to maintain their hold on the top spot in the MVC regular-season standings.

Missouri (27-13) claimed two of three SEC games from Vanderbilt in Columbia this past weekend. The Tigers used a pair of shutdown pitching performances to win the first two games of the series, allowing just two total runs, before dropping the finale.

SERIES HISTORY

The Bears hold a 29-26 edge over the Tigers in a series that dates back to 1975. Missouri State has won six of the last eight meetings, despite dropping an 8-6 decision to the Tigers in the two clubs' first contest of the season back on April 10 in Springfield.

The Tigers hold a 15-13 advantage against the Bears in Columbia, but Missouri State has taken two of the last three games in the series at Taylor Stadium. MSU has enjoyed a string of recent success against fellow Show-Me State Division I clubs, going a combined 31-16 against SLU, SEMO and MU over the last 12 seasons.

WATCHING EIERMAN

Junior shortstop **Jeremy Eierman** swiped his 41st career base in Friday's series-opening 4-2 win over Illinois State to become lone Bear on MSU's top 10 lists for both home runs and steals. Eierman, who also homered in Saturday's series finale to move into a tie with Ben Carlson for eighth on MSU's all-time homer list with 38, while his total of 41 steals matched those of Bob Blakley (1974-77), Gary Mitchell (1976-78), Greg Brewer (1985-86) and Kevin Medrano (2009-12) for the 10th spot on the Bears career list.

MSU CAREER HOME RUNS

No.	Player	Years	HR
1.	Jason Hart	1996-98	63
2.	Nick Kays	1997-00	60
3.	Steve Hacker	1993-95	59
4.	Matt Cepicky	1997-99	51
5.	Ryan Howard	1999-01	50
6.	Jake Burger	2015-17	47
7.	Brian Mahaffey	1985-88	42
8.	Jeremy Eierman	2016-pr.	38
.....	Ben Carlson	2007-09	38
10.	Chris Curry	1995-98	37
11.	Matt Gardner	1999-02	36
12.	Jon Hale	1996-99	35
.....	Lance Burkhart	1996-97	35

MSU CAREER STOLEN BASES

No.	Player	Years	SB
1.	Dant'e Brinkley	2000-03	69
.....	Aaron Conway	2008-11	69
3.	Bill Mueller	1990-93	65
4.	Mark Garrett	1979-82	54
5.	Micah Holst	1996-99	52
.....	Mike Ruble	1984-88	52
7.	Bobby Narron	1977-80	49
8.	Jeff Sauer	1992-94	44
9.	Greg Mathis	2000-03	43
10.	Jeremy Eierman	2016-pr.	41
.....	Bob Blakley	1974-77	41
.....	Greg Brewer	1985-86	41
.....	Kevin Medrano	2009-12	41
.....	Gary Mitchell	1976-78	41

SERIES SUMMARY

All-Time Record vs. Missouri.....	29-26
Home.....	16-10
Road.....	13-15
Neutral.....	0-1
Current Streak.....	Lost 1
Last 10 Meetings.....	7-3
4/24/13.....	Columbia.....W, 4-2
4/8/14.....	Columbia.....L, 4-9
4/15/14.....	Springfield.....W, 9-0
4/21/15.....	Columbia.....W, 9-8
4/28/15.....	Springfield.....W, 13-8
4/12/16.....	Springfield.....W, 16-1
4/26/16.....	Columbia.....L, 17-9
4/18/17.....	Columbia.....W, 5-3
4/25/17.....	Springfield.....W, 5-1
4/10/18.....	Springfield.....L, 6-8
MSU vs. Southeastern Conference.....	61-85
vs. Arkansas.....	28-56
vs. LSU.....	0-1
vs. Ole Miss.....	3-1
vs. Mississippi State.....	0-1
vs. Missouri.....	29-26
vs. Texas A&M.....	1-0
Keith Guttin vs. Missouri.....	29-24

A unanimous preseason All-America pick, Eierman earned another national honor last week when he was named to the Brooks Wallace Award Watch List for the second straight year. The honor, for which Eierman was one of five national finalists in 2017, recognizes the top collegiate shortstop in the country. The Warsaw, Mo., native was previously selected for USA Baseball's Golden Spikes Award Midseason Watch List, which features 40 of the nation's top college players. Eierman was a unanimous preseason All-America and the No. 9 college prospect for the 2018 MLB Draft, as well as the No. 17 overall prospect, by *Baseball America* prior to the start of the season. He currently ranks among the MVC's top 10 individuals in nine different offensive categories.

ROAD WARRIORS

Missouri State has proven to be hard to stop on the road over the past four seasons, logging a 59-34 (.634) record in such contests. Including their 20-6 record in neutral-field games over the same stretch, the Bears have gone 79-40 (.664) away from Hammons Field since the start of the 2015 season. MSU has held its own against top 25 clubs on the road as well, logging five victories in 12 such contests over the same span.

CARDIAC CUBS

Missouri State has made a habit of eliminating leads over the last three seasons, and their recent hot streak has highlighted this trend. The Bears rallied for comeback wins in each of their first two wins over Illinois State this past weekend and have now totaled 73 come-from-behind victories since the start of the 2015 season. This year alone, the Bears have rallied for 14 wins after trailing the opposition. MSU has been good in close encounters as well, recording a 9-1 mark in one-run contests, including three walkoff wins at home.

MISSOURI STATE BASEBALL

Game 37 | MISSOURI STATE BEARS (25-11) at MISSOURI TIGERS (27-13) | April 24 | 6:30 p.m. | Columbia, Mo. | Taylor Stadium at Simmons Field (3,031) | KBFL AM/FM | SECN+

2018 MVC STANDINGS

Team	Overall	Pct.	MVC	Pct.
Missouri State	25-11	.694	8-1	.889
Bradley	23-9	.719	7-2	.778
DBU	25-12	.676	7-2	.778
Southern Illinois	20-20	.500	4-5	.444
Valparaiso	14-20	.412	4-5	.444
Indiana State	19-16	.543	4-8	.333
Illinois State	14-22	.389	4-8	.333
Evansville	7-26	.212	1-8	.111

THIS WEEK IN THE VALLEY

Tuesday, April 24

Indiana State at Northern Illinois (3 p.m.)
Valparaiso at Notre Dame (5 p.m.)
SEMO at Southern Illinois (5 p.m.)
Bradley at Illinois (6 p.m.)
Oklahoma State at DBU (6:30 p.m.)
Missouri State at Missouri (6:30 p.m.)

Wednesday, April 25

Indiana State at Ball State (2 p.m.)
Bradley at Chicago State (3 p.m.)
Southern Indiana at Evansville (6 p.m.)

Friday, April 27

DBU at Valparaiso (3 p.m.)
Indiana State at Louisville (5 p.m.)
Southern Illinois at Evansville (6 p.m.)
Missouri State at Bradley (6 p.m.)

Saturday, April 28

Indiana State at Louisville (12 p.m.)
DBU at Valparaiso (1 p.m.)
Illinois State at Butler (1 p.m.)
Southern Illinois at Evansville (2 p.m.)
Missouri State at Bradley (2 p.m.)

MVC PRESEASON POLL

No.	Team (First-place votes)	Points
1.	DBU (7)	63
2.	Missouri State (1)	57
3.	Indiana State	42
4.	Southern Illinois	35
5.	Illinois State	31
6.	Bradley	30
7.	Evansville	18
8.	Valparaiso	12

PRESEASON ALL-MVC TEAM

Pos.	Player	Team
1B	Luke Mangieri	Bradley
2B	Connor Kopach	Southern Illinois
3B	Tim Millard	DBU
SS	Jeremy Eierman	Missouri State
C	Garrett Wolforth	DBU
UT	Andrew Ivelia	Bradley
DH	Dane Giesler	Indiana State
OF	Jameson Hannah	DBU
OF	Devlin Granberg	DBU
OF	Hunter Steinmetz	Missouri State
SP	Dylan Coleman	Missouri State
SP	Michael Baird	Southern Illinois
RP	Ryan Netemeyer	Southern Illinois
RP	Jake Fromson	Missouri State



IN RARE COMPANY

With Missouri State's 6-3 win over Illinois State Saturday, Bears head coach **Keith Guttin** moved past former Southern Illinois coach Itchy Jones into sole possession of the No. 21 spot on the NCAA's Division I career coaching wins list. With a career record of 1,244-770 (.618), Guttin needs 11 more wins to catch Jack Stallings (Wake Forest, Florida State and Georgia Southern) and move into the top 20. Guttin is the second-winningest coach in MVC history, while his win total ranks sixth among all active Division I head coaches.

STREAKING AGAIN

After registering a record-setting 22-game win streak in Missouri Valley Conference play over the previous two seasons, the Bears have continued their winning ways at home this spring to fashion yet another memorable string of victories. With their three-game sweep of Illinois State over the weekend, the Bears stretched their Hammons Field win streak to 21 straight regular-season wins over Valley foes. MSU, which last suffered a home setback to an MVC opponent on May 8, 2016 vs. Southern Illinois, has hit .338 and outscored the opposition by a 184-65 margin over the course of the streak.

With their midweek loss to Mizzou on April 10, the Bears saw their 10-game Hammons Field win streak come to an end. But the Bears' double-digit home win streak represented the sixth different streak of at least six home victories since the start of the 2015 season, as well as the Bears' third-longest home streak since moving to Hammons Field in 2004. The longest such streak is 16 straight victories from April 18, 2015 through March 6, 2016.

The Bears have logged their top two single-season home win totals over the last two years, going 76-23 (.768) overall at home since the start of the 2015 season.

BROWN BUILDING MOMENTUM

Bears third baseman **Matt Brown** has locked his game into high gear over the last three weeks, turning in a hot streak at the plate that has seen the senior post a career-best 10-game hit streak since April 6. Brown has hit .353 (12-for-34) with three home runs and 12 RBIs over the course of the streak. Since March 14, Brown has logged a team-best .479 on-base percentage to help the Bears win 16 of their 22 contests.

MSU CAREER STRIKEOUTS

No.	Player	Years	K's
1.	Brad Ziegler	2000-03	330
2.	Nick Petree	2011-13	306
3.	Matt Hall	2013-15	275
4.	Dylan Coleman	2016-pr	267
5.	Brett Sinkbeil	2004-06	256
6.	Jordan Knutson	2014-17	247
	Jarrod Mays	1994-96	247
8.	Ross Detwiler	2005-07	244
9.	Jon Harris	2013-15	243
10.	Pierce Johnson	2010-12	227

MSU CAREER WINS

No.	Player	Years	W
1.	Brad Ziegler	2000-03	32
2.	Nick Petree	2011-13	27
3.	Kirby Cannon	1977-80	25
4.	Jeff Gray	2001-04	23
	Dave Dickensheet	1979-82	23
6.	Tim Clubb	2007-09	21
	Jordan Knutson	2014-17	21
	Scott Geitz	1995-98	21
	Ken Watkins	1967-70	21
10.	Dylan Coleman	2016-pr	20
	Sam Perez	2013-16	20
	Darren Garrison	1986-89	20
	Jarrod Mays	1994-96	20
	Wade Palmer	1973-76	20
	Steve Anderson	1978-81	20
	Matt Hall	2013-15	19
	Jon Harris	2013-16	19
	Brett Sinkbeil	2004-06	19
19.	Buddy Baumann	2007-09	18
20.	Jerry Oetting	1988-92	17

NCAA DIVISION I WINNINGEST ACTIVE COACHES

No.	Coach (School)	W-L-T	Pct.
1.	Mike Martin (Florida State)	1,944-694-4	.737
2.	Jim Morris (Miami)	1,566-690-4	.694
3.	Mike Fox (North Carolina)	1,385-501-5	.734
4.	Paul Mainieri (LSU)	1,376-694-7	.664
5.	John Anderson (Minnesota)	1,244-845-3	.595
6.	Keith Guttin (MSU)	1,219-759-0	.616
7.	Danny Hall (Georgia Tech)	1,196-622-1	.658
8.	Wayne Graham (Rice)	1,147-497-0	.698
9.	Gary Gilmore (Coastal Carolina)	1,137-559-2	.670
10.	Mike Gillespie (UC Irvine)	1,124-696-2	.617
11.	Tony Robichaux (UL Lafayette)	1,115-711-2	.611
12.	Mike Sansing (Kennesaw State)	1,067-604-0	.639
13.	Pat Casey (Oregon State)	1,016-560-6	.644
14.	Elliott Avent (NC State)	1,015-704-0	.590
15.	Brian Shoop (UAB)	1,006-623-1	.617

*entering 2018 season

COLEMAN CLIMBING

Junior right-hander **Dylan Coleman** picked up his league-leading sixth mound victory of the season Friday with a 4-2 decision over Illinois State, marking the 20th win of his Missouri State career. That total moved him into a tie with five former Bears — most recently Sam Perez (2013-16) — for the No. 10 spot on MSU's career chart.

Coleman also moved into sole possession of fourth place on the Bears' all-time strikeouts list with 11 punchouts vs. ISU. Coleman, who fanned an MVC-high 106 batters in 2016, needs eight more K's to catch Matt Hall in the third position on the chart.

HEATING UP

After starting the season with only five hits in his first 30 at-bats, junior outfielder **Hunter Steinmetz** has keyed a recent surge that has seen the Bears go 21-8 since March 3. Over the same span, Steinmetz has hit .322 (37-for-115) with 23 RBIs and 32 runs scored. The Springfield native recorded a hit in nine straight games, March 20-31, hitting .389 with 11 RBIs. After seeing his streak end, Steinmetz responded by logging hits in six consecutive outings, batting .417 (10-for-24) with 10 runs scored.

Likewise, **Drew Millas** has been on a tear over the last two weeks, logging six multi-hit performances — including two four-hit games. Since April 7, Steinmetz and Millas have combined to go 30-for-70 (.429) in nine games, good for nearly one-third of the Bears' 91 total hits over the same stretch. Millas leads the club with 14 multi-RBI games and paces the MVC with 13 runs batted-in during league play, while his season total of 44 RBIs ranks second in the circuit.

MISSOURI STATE BASEBALL

Game 37 | MISSOURI STATE BEARS (25-11) at MISSOURI TIGERS (27-13) | April 24 | 6:30 p.m. | Columbia, Mo. | Taylor Stadium at Simmons Field (3,031) | KBFL AM/FM | SECN+

MSU RECORD BY POSITION

C-	Geha 25 (18-7), Millas 11 (7-4)
1B-	Whetstone 36 (25-11)
2B-	Privitera 36 (25-11)
3B-	Brown 33 (23-10), Faith 2 (2-0), Fitzpatrick 1 (0-1)
SS-	Eierman 36 (25-11)
LF-	Ruff 18 (11-7), Zimmerman 13 (9-4), Fitzpatrick 5 (5-0)
CF-	Steinmetz 36 (25-11)
RF-	Duffy 33 (24-9), Zimmerman 2 (1-1), Ruff, 1 (0-1)
DH-	Millas 25 (18-7), Skalik 4 (3-1), Faith 3 (2-1), Fitzpatrick 2 (2-0), Geha 2 (0-2)
P-	Coleman 10 (7-3), Buckner 9 (6-3), Knight 7 (4-3), Wiley 5 (4-1), McAlister 4 (3-1), Russell 1 (1-0)

MSU RECORD BY BATTING ORDER

1st-	Privitera 18 (12-6), Steinmetz 18 (13-5)
2nd-	Eierman 29 (21-8), Steinmetz 7 (4-3)
3rd-	Millas 29 (21-8), Eierman 7 (4-3)
4th-	Whetstone 24 (18-6), Zimmerman 6 (3-3), Brown 3 (2-1), Duffy 1 (0-1), Millas 1 (1-0), Steinmetz 1 (1-0)
5th-	Duffy 7 (7-0), Millas 6 (3-3), Steinmetz 6 (5-1), Brown 6 (2-4), Whetstone 4 (2-2), Skalik 3 (2-1), Zimmerman 2 (2-0), Faith 1 (1-0), Fitzpatrick 1 (1-0), Brown 8 (7-1), Duffy 9 (5-4), Geha 6 (4-2), Whetstone 5 (4-1), Zimmerman 4 (3-1), Steinmetz 3 (1-2), Skalik 1 (1-0)
7th-	Duffy 9 (6-3), Geha 8 (4-4), Fitzpatrick 5 (4-1), Brown 5 (5-0), Whetstone 2 (1-1), Ruff 2 (1-1), Zimmerman 2 (1-1), Faith 1 (1-0), Privitera 1 (1-0), Steinmetz 1 (1-0)
8th-	Geha 12 (9-3), Ruff 7 (3-4), Brown 6 (5-1), Duffy 6 (5-1), Fitzpatrick 2 (2-0), Faith 2 (1-1), Whetstone 1 (0-1)
9th-	Privitera 17 (12-5), Ruff 10 (7-3), Brown 5 (2-3), Duffy 1 (1-0), Faith 1 (1-0), Geha 1 (1-0), Zimmerman 1 (1-0)

MSU HIT STREAKS

Category	Current	2018	Career
Matt Brown	10	10	10
Jeremy Eierman	3	11	11
John Privitera	3	4	4
Hunter Steinmetz	2	9	19
Drew Millas	2	6	6
Jack Duffy	2	4	4
Logan Geha	1	3	3
Landon Ruff	1	2	3
Ryan Skalik	1	2	2
Ben Whetstone	0	6	6
Brooks Zimmerman	0	4	4
Jordan Fitzpatrick	0	2	2
Sam Faith	0	1	1

MSU REACHED BASE STREAKS

Category	Current	2018	Career
Matt Brown	23	23	23
Hunter Steinmetz	19	19	29
John Privitera	5	16	16
Landon Ruff	5	6	6
Jeremy Eierman	3	29	33
Drew Millas	2	8	11
Jack Duffy	2	8	8
Ryan Skalik	2	7	7
Jordan Fitzpatrick	2	4	4
Logan Geha	1	5	7
Ben Whetstone	0	31	31
Brooks Zimmerman	0	4	4
Sam Faith	0	2	2

MILLAS TABBED FOR VALLEY HONOR

For the third time in 2018, **Drew Millas** has been named Missouri Valley Conference Player of the Week after playing a pivotal role in Missouri State's three-game sweep of Illinois State, the league office announced Monday.

Millas turned in another torrid stretch at the plate, hitting .533 (8-for-15) with a pair of home runs and seven RBIs to help the Bears go 3-1 last week. He logged his third four-hit performance of the season against No. 3 Arkansas, then drove in seven runs in the Bears' MVC series sweep of Illinois State. The Swansea, Ill., product went 2-for-3 with the decisive seventh-inning, three-run homer that snapped a 3-3 deadlock in a 6-3 Bears victory, then helped finish off the sweep with another home run and three more RBIs in the finale.

The MVC honor is the third in eight weeks for Millas, who picked up the same award on March 5 and April 9. It also marks the fifth time in six weeks a Missouri State player has earned either MVC Player or Pitcher of the Week.

MARCH MADNESS

As part of their 22-11 start to the season, the Bears locked up their eighth-consecutive .500 or better month of February. Missouri State has been even better in the month of March, which has traditionally been the Bears' most successful month. MSU went 15-5 in March this season, has gone 50-21 in March over the last four seasons and logged 16 winning months of March since 2001. Overall, MSU has posted a .633 March winning percentage and finished .500 or better in the month 46 times in 55 years as a varsity program.

STARTING STRONG

With their MVC series win at Indiana State (March 30-31), the Bears have now won 12 of their last 13 Valley openers and have won or split 11 of their last 13 MVC-opening series. Additionally, MSU is a combined 26-10 in its opening conference series since 2006.

Missouri State posted its best-ever-start to a Valley season in 2017 as part of its 22-game MVC win streak. The Bears won their first 18 conference games before falling to Illinois State (May 19) in their regular-season finale. With their 8-5 win over the Redbirds on May 18, the Bears ran their regular-season Valley win streak to a league-record 22-straight games, dating back to their May 15, 2016 win at DBU. They surpassed the previous all-time win streak by an MVC club with their title-clinching win vs. Indiana State on May 13, topping Wichita State's 19-game league win streak (1981-82).

VALLEY FORECAST

With 18 letterwinners returning from last year's 43-20 squad, the Bears were tabbed second in the Missouri Valley Conference's 2018 preseason poll of the league's head coaches. DBU Defending Valley Tournament champion DBU garnered seven of the eight first-place votes and finished with 63 points overall to claim the top spot in the poll.

The Patriots edged the Bears (57 points), who received the remaining first-place vote, while Indiana State (42) and Southern Illinois (35) rounded out the top half of the preseason poll. Illinois State (31) and Bradley finished fifth and sixth, respectively, while Evansville (18) and Valparaiso were slotted into the final two positions in the poll. The league's eight clubs will convene in Dallas at the conclusion of the conference season for the right to represent the Valley in the 2018 NCAA Tournament.

WHAT'S ON TAP

The 2018 Missouri State baseball schedule will feature a total of 52 games, including 24 home dates and match-ups against seven different 2017 NCAA Tournament teams. In all, the Bears are slated to play 23 games against 12 different opponents that rated among the top 125 RPI-finishers a year ago, including 13 contests against NCAA Regional qualifiers.

Highlighting the home portion of the schedule will be a three-game non-conference series (April 13-14) against an Oregon State squad that returns the bulk of its roster from last year's club that earned the top overall national seed in the 2017 NCAA Baseball Championship and advanced to the College World Series with a 56-6 overall record.

MSU's home slate will also feature midweek return visits from Missouri (April 10) and Kansas (May 2) as part of home-and-home series with the Tigers and Jayhawks. The Bears will host three Missouri Valley Conference weekend series, beginning with a three-game set against Evansville (April 6-8), followed by series with Illinois State (April 20-22) and Southern Illinois (May 11-13).

FEELING SUPER

Coming off the winningest three-year period in program history with 130 victories since the start of the 2015 season, the Bears turned in a stretch like no other in school history. Over the last three seasons, nine different players have been selected as All-Americans, six different players have been taken in the top 10 rounds of the MLB Draft, including two first-rounders. Last year's 43-20 team captured the program's fifth MVC regular-season crown, as well as the NCAA Fayetteville Regional title to advance to Super Regional play for the third time. With their run to the Regional title, the Bears advanced to NCAA Super Regional play for the second time in three seasons and the third time as a Division I program in 2017.

2018 HONORS

Dylan Coleman

- Missouri Valley Conference Pitcher of the Week (March 26)
- Preseason All-MVC

Jeremy Eierman

- Missouri Valley Conference Player of the Week (March 19)
- USA Baseball Golden Spikes Award Watch List
- Baseball America Preseason All-America (first team)
- D1Baseball Preseason All-America (first team)
- Perfect Game Preseason All-America (first team)
- Collegiate Baseball Preseason All-America (first team)
- NCBWA Preseason All-America (second team)
- Preseason All-MVC

Jake Fromson

- NCBWA Stopper of the Year Watch List
- Collegiate Baseball Preseason All-America (second team)
- Preseason All-MVC

Drew Millas

- Missouri Valley Conference Player of the Week (March 5; April 9; April 23)

Connor Sechler

- Missouri Valley Conference Pitcher of the Week (April 2)

Hunter Steinmetz

- Preseason All-MVC

MISSOURI STATE BASEBALL

Game 37 | MISSOURI STATE BEARS (25-11) at MISSOURI TIGERS (27-13) | April 24 | 6:30 p.m. | Columbia, Mo. | Taylor Stadium at Simmons Field (3,031) | KBFL AM/FM | SECN+

NCBWA DIVISION I POLL (April 23)

No.	Team	W-L	LW
1.	Stanford	30-5	2
2.	Florida	34-8	1
3.	Texas Tech	32-9	4
4.	NC State	31-8	5
5.	Oregon State	29-6	6
6.	Ole Miss	32-9	8
7.	Arkansas	28-13	3
8.	East Carolina	30-9	13
9.	UCLA	25-10	12
10.	Southern Miss	28-11	15
11.	North Carolina	27-13	18
12.	Clemson	29-11	16
13.	Kentucky	26-14	7
14.	Duke	31-10	9
15.	Indiana	29-8	10
16.	Florida State	29-12	17
17.	Vanderbilt	24-16	11
18.	Texas A&M	29-11	14
19.	Texas	28-15	23
20.	Coastal Carolina	28-14	20
21.	Tennessee Tech	34-5	26
22.	Florida Atlantic	29-9	25
23.	Georgia	27-13	22
24.	Oklahoma	27-15	21
25.	Auburn	29-12	27
26.	UConn	22-12-1	29
27.	Minnesota	25-11	30
28.	Oklahoma State	23-14-1	NR
29.	USF	26-14	NR
30.	Wichita State	26-11	24

Receiving Votes: Baylor (22-17), Cal State Fullerton (19-19), Cal (23-14), Creighton (23-11), DBU (24-12), FGCU (27-11), Illinois (23-10), Jackson State (23-13), Jacksonville (28-13), Louisiana Tech (29-13), Louisville (26-13), LSU (24-17), Mercer (28-14), Michigan (24-10), Mississippi State (22-19), Missouri (27-13), Missouri State (25-11), Nevada (21-14), Northeastern (23-13), Ohio State (27-11), St. John's (26-10), South Alabama (24-14), Stetson (30-11), Troy (28-12), UC Irvine (23-14), UCF (27-14), UNC Greensboro (29-10), UNLV (29-14).

COLLEGIATE BASEBALL POLL (April 23)

No.	Team	W-L	Points
1.	Stanford	30-5	495
2.	Florida	34-8	493
3.	NC State	31-8	490
4.	UCLA	25-10	487
5.	Oregon State	29-6	486
6.	North Carolina	27-13	484
7.	Michigan	24-11	482
8.	Ole Miss	32-9	480
9.	Duke	31-10	478
10.	Arkansas	28-13	476
11.	Texas Tech	32-9	475
12.	Vanderbilt	24-16	472
13.	Georgia	27-13	469
14.	Clemson	29-11	467
15.	ECU	30-9	465
16.	St. John's	26-10	463
17.	Oklahoma State	23-14-1	460
18.	Oklahoma	27-15	457
19.	Florida State	29-12	455
20.	Tennessee Tech	34-5	453
21.	Auburn	29-12	451
22.	Texas A&M	29-11	449
23.	Texas	28-15	448
24.	Louisville	26-13	445
25.	South Carolina	23-17	442
26.	Minnesota	25-11	440
27.	Indiana	29-8	437
28.	Florida Atlantic	29-9-1	436
29.	UC Irvine	24-14	433
30.	Coastal Carolina	28-14	430

BEARS IN THE PRO RANKS

Four Missouri State baseball standouts reached contractual agreements with professional organizations after being selected in the 2017 Major League Baseball Draft.

First-round pick **Jake Burger** agreed to terms with the Chicago White Sox after the club selected the three-time All-American third baseman 11th overall in the June 12 draft, while fellow MSU juniors **Trey Turner** and **Doug Still** followed suit by reaching deals with Washington and San Francisco, respectively. Senior first baseman **Justin Paulsen** inked a contract with San Diego after being picked in the 39th round by the Padres.

Former Missouri State baseball standouts **Pierce Johnson** and **Luke Voit** became the 18th and 19th Bears to receive call-ups to the big leagues last year. Johnson was selected by the Cubs in the Comp Round of the 2012 MLB Draft with the 43rd overall pick, while Voit was taken by St. Louis in the 22nd round of the 2013 draft. The duo became the second and third Bears to receive big-league call-ups in the last two seasons after **Buddy Baumann** made his Major League debut with San Diego in July 2016. Voit is one of three former Bears currently on MLB 40-man rosters, joining Baumann and **Brad Ziegler** (Marlins), while 11 additional former MSU standouts remain active in the minor league ranks.

In 2016, two MSU seniors — **Spencer Johnson** and **Sam Perez** — were among those taken in the 2016 Major League Baseball First-Year Player Draft. Perez was the first Missouri Valley Conference player to be chosen in the draft, as the Miami Marlins selected the right-hander in the fifth round with the 143rd overall pick on the second day of the 40-round amateur draft. The following day, Johnson heard his name called by the Houston Astros in the 16th round with the 487th overall pick. With the selections of Johnson and Perez, Missouri State extended an impressive string of talent production that has resulted in at least one Bear being picked in 30 of the last 31 MLB Drafts dating back to 1986.

BEARS ON RADIO

Once again in 2018, Meyer Communications is slated to provide live radio coverage of all 52 Missouri State regular-season games, plus all Bears' games in the Missouri Valley Conference Tournament and any 2018 postseason play.

The broadcasts can be heard primarily on **KBFL 1060 AM** and **96.9 FM** in Springfield with Art Hains, Ben Goss and Corey Riggs describing the action. An online audio stream is available through KBFL's website via RadioSpringfield.com.

BEARS ON THE WEB

Missouri State University, in conjunction with SIDEARM Sports, launched a new partnership in August 2016, unveiling a reconstructed **MissouriStateBears.com**, the official MSU Athletics web site. The revamped site will provide MSU fans with improved features and overall customer service. It uses the latest technology to provide fans with a seamless, robust experience unique to Missouri State University.

BEARS TV BROADCAST SCHEDULE

Date	Opponent	Outlet	Time
March 7	Oklahoma State	ESPN3	3 p.m.
March 13	Oral Roberts	ESPN3	3 p.m.
March 21	Murray State	ESPN3	3 p.m.
April 6	Evansville	ESPN3	6:30 p.m.
April 7	Evansville	ESPN3	2 p.m.
April 8	Evansville	ESPN3	1 p.m.
April 10	Missouri	ESPN3	6:30 p.m.
April 13	Oregon State	ESPN3	11 a.m.
April 14	Oregon State	ESPN+	6:30 p.m.
April 20	Illinois State	ESPN+	6:30 p.m.
April 22	Illinois State	ESPN+	1 p.m.
April 27	at Bradley	ESPN3	6 p.m.
April 28	at Bradley	ESPN3	2 p.m.
April 29	at Bradley	ESPN3	1 p.m.
May 2	Kansas	ESPN+	6:30 p.m.
May 11	Southern Illinois	ESPN+	6:30 p.m.
May 12	Southern Illinois	ESPN+	2 p.m.

RECENT BEARS IN THE MLB DRAFT

Year	Player	Team	Round/Overall
2017	Jake Burger	CWS	1st/11
	Trey Turner	WAS	10th/313
	Doug Still	SF	11th/336
	Jordan Knutson	DET	24th/725
	Justin Paulsen	SD	39th/1158
2016	Sam Perez	MIA	5th/143
	Spencer Johnson	HOU	16th/487
2015	Jon Harris	TOR	1st/29
	Tate Matheny	BOS	4th/111
	Matt Hall	DET	6th/190
	Joey Hawkins	STL	40th/1211
2014	Cody Schumacher	STL	36th/1095
2013	Nick Petree	STL	9th/275
	Grant Gordon	LAA	10th/307
	Luke Voit	STL	22nd/665
2012	Pierce Johnson	CHC	1st-Comp/43
	Kevin Medrano	ARI	18th/573
2011	Dan Kickham	DET	33rd/1007
2010	Mike Kickham	SF	6th/198
	Aaron Meade	LAA	10th/324
	Pat Doyle	CIN	24th/727
2009	Ben Carlson	CLE	6th/185
	Buddy Baumann	KC	7th/212
	Brayden Drake	SD	12th/354
	Tim Clubb	CHC	29th/890
	Dallas Hord	MIA	32nd/968
2008	Ryan Mantle	SF	19th/567
	Matt Frevert	STL	28th/845
2007	Ross Detwiler	WSH	1st/6
	Scott Carroll	CIN	3rd/104
	Matt Lawson	TEX	14th/440
	Jake Shafer	NYG	41st/1243
2006	Brett Sinkbeil	MIA	1st/19
	Chris Krawczyk	DET	22nd/652
2004	Brooks Colvin	DET	13th/373
	Derek Drage	PIT	21st/622
	Jeff Gray	OAK	32nd/967

The Missouri Valley Conference announced today (April 9) that selected regular-season digital productions, plus post-season championship coverage, will be distributed on ESPN+ — the first-ever multi-sport, direct-to-consumer subscription streaming service from The Walt Disney Company Direct-to-Consumer and International group in partnership with ESPN.

Fans can subscribe to ESPN+ for just \$4.99 per month (or \$49.99 per year) and cancel at any time.

Launching on Thursday, April 12, ESPN+ will be an integrated part of a completely redesigned ESPN App. The new ESPN App will be the premier all-in-one digital sports platform for fans and is a showcase of the company's culture of innovation.

The Valley, which is in the fourth year of a 10-year national rights-holding agreement with ESPN, which started its programming schedule on ESPN+ on April 13.

MISSOURI STATE BASEBALL

Game 37 | MISSOURI STATE BEARS (25-11) at MISSOURI TIGERS (27-13) | April 24 | 6:30 p.m. | Columbia, Mo. | Taylor Stadium at Simmons Field (3,031) | KBFL AM/FM | SECN+

USA TODAY COACHES POLL (April 23)

No.	Team	W-L	LW
1	Florida	34-8	1
2	Stanford	30-5	2
3	NC State	31-8	4
4	Texas Tech	32-9	5
5	Oregon State	29-6	6
6	Ole Miss	32-9	7
7	Arkansas	28-13	3
8	ECU	30-9	11
9	UCLA	25-10	13
10	Clemson	29-11	15
11	Duke	31-10	8
12	North Carolina	27-13	17
13	Southern Miss	28-11	16
14	Florida State	29-12	18
15	Kentucky	26-14	9
16	Indiana	29-8	10
17	Vanderbilt	24-16	12
18	Texas A&M	29-11	14
19	Coastal Carolina	28-14	22
20	Georgia	27-13	19
21	Texas	28-15	24
22	Auburn	29-12	25
23	Oklahoma	27-15	23
24	UConn	22-12-1	NR
25	Tennessee Tech	34-5	NR

D1BASEBALL.COM POLL (April 23)

No.	Team	W-L	LW
1	Florida	34-8	1
2	Stanford	30-5	2
3	NC State	31-8	4
4	Texas Tech	32-9	5
5	Oregon State	29-6	7
6	Ole Miss	32-9	11
7	Arkansas	28-13	3
8	ECU	30-9	12
9	UCLA	25-10	13
10	North Carolina	27-13	15
11	Southern Miss	28-11	14
12	Clemson	29-11	17
13	Duke	31-10	9
14	Kentucky	26-14	6
15	Indiana	29-8	8
16	Florida State	29-12	18
17	Vanderbilt	24-16	10
18	Coastal Carolina	28-14	20
19	Texas	28-15	21
20	UConn	22-12-1	24
21	Minnesota	25-11	25
22	Texas A&M	29-11	16
23	Oklahoma State	23-14-1	NR
24	USF	26-14	NR
25	Tennessee Tech	34-5	NR

BASEBALL AMERICA POLL (April 23)

No.	Team	W-L
1	Florida	34-8
2	NC State	31-8
3	Stanford	30-5
4	Texas Tech	32-9
5	Ole Miss	32-9
6	Oregon State	29-6
7	ECU	30-9
8	Arkansas	28-13
9	UCLA	25-10
10	North Carolina	27-13
11	Vanderbilt	24-16
12	Duke	31-10
13	Kentucky	26-14
14	Clemson	29-11
15	Southern Miss	28-11
16	Coastal Carolina	28-14
17	Florida State	29-12
18	Indiana	29-8
19	Texas	28-15
20	USF	26-14
21	Tennessee Tech	34-5
22	Oklahoma	27-15
23	Minnesota	25-11
24	Georgia	27-13
25	Jacksonville	28-13

STARTING PITCHERS GAME-BY-GAME

Ty Buckner

Date	Opponent	IP	H	R	ER	BB	SO	WP	BK	HBP	Score	Record
2/17	at Lamar	*2.1	5	6	4	4	0	0	0	0	(L) 0-8	0-1
2/15	at Central Arkansas	*4.2	2	1	0	4	3	0	0	1	(ND) 5-2	0-1
3/4	vs. Pepperdine	*5.0	7	2	0	1	2	0	0	0	(ND) 8-7	0-1
3/10	vs. Arkansas State	*6.0	5	3	3	2	6	0	0	0	(L) 1-4	0-2
3/17	vs. Seton Hall	*6.0	5	1	1	2	4	0	0	1	(W) 14-2	1-2
3/24	vs. CSUN	*5.2	3	0	0	4	5	0	1	0	(W) 5-0	2-2
3/30	at Indiana State	*5.0	1	2	1	4	7	0	0	0	(ND) 5-4	2-2
4/7	vs. Evansville	*5.0	1	2	2	4	4	0	0	1	(W) 8-2	3-2
4/14	vs. Oregon State	*1.2	7	10	10	4	2	1	0	0	(L) 2-10	3-3

Dylan Coleman

Date	Opponent	IP	H	R	ER	BB	SO	WP	BK	HBP	Score	Record
2/16	at Lamar	*6.0	3	1	1	3	7	0	0	0	(W) 11-2	1-0
2/25	at Central Arkansas	*8.0	2	0	0	3	13	0	0	0	(ND) 0-1	1-0
3/3	at ECU	*7.0	6	3	3	4	8	2	0	0	(W) 7-4	2-0
3/9	vs. Arkansas State	*7.0	2	1	1	5	6	0	0	0	(W) 12-4	3-0
3/17	at Oklahoma State	*6.2	6	4	4	3	5	1	0	0	(L) 2-4	3-1
3/23	vs. CSUN	*8.0	4	2	1	1	11	1	0	0	(W) 3-2	4-1
3/30	at Indiana State	*6.2	4	3	3	3	7	1	0	2	(W) 4-3	5-1
4/6	vs. Evansville	*6.0	6	5	4	0	6	2	0	1	(ND) 6-5	5-1
4/13	vs. Oregon State	*3.1	4	6	6	4	5	2	0	1	(L) 6-17	5-2
4/20	vs. Illinois State	*6.0	5	2	2	7	11	0	0	0	(W) 4-2	6-2

Austin Knight

Date	Opponent	IP	H	R	ER	BB	SO	WP	BK	HBP	Score	Record
2/16	vs. Texas Southern	*3.2	7	1	1	2	4	0	0	3	(ND) 8-2	0-0
3/2	vs. Saint Joseph's	*5.0	3	1	1	3	6	0	0	0	(ND) 3-6	0-0
3/11	vs. Arkansas State	*5.1	7	4	4	2	2	2	0	2	(ND) 5-4	0-0
3/20	vs. Southeast Missouri	*4.2	4	4	4	2	6	0	0	1	(ND) 10-5	0-0
3/27	at Kansas	*7.0	3	2	2	4	4	1	0	0	(W) 12-2	1-0
4/10	vs. Missouri	*3.1	5	5	4	4	3	1	0	0	(ND) 6-8	1-0
4/17	at Arkansas	*0.1	1	3	3	3	1	0	0	2	(ND) 7-11	1-0

Tyler McAlister

Date	Opponent	IP	H	R	ER	BB	SO	WP	BK	HBP	Score	Record
2/18	vs. Texas Southern	*5.0	6	3	3	2	2	0	0	2	(ND) 6-5	0-0
3/7	vs. Oklahoma State	*4.1	4	5	1	2	9	0	0	0	(ND) 8-10	0-0
3/13	vs. Oral Roberts	*3.2	4	2	2	4	2	0	0	1	(ND) 6-5	0-0
3/21	vs. Murray State	*2.2	4	3	3	2	4	0	0	1	(ND) 5-4	0-0

Matt Russell

Date	Opponent	IP	H	R	ER	BB	SO	WP	BK	HBP	Score	Record
4/21	vs. Illinois State	*5.0	4	3	3	1	5	1	0	0	(W) 12-3	1-0

Logan Wiley

Date	Opponent	IP	H	R	ER	BB	SO	WP	BK	HBP	Score	Record
3/14	vs. Iowa	*5.2	5	3	3	4	7	4	0	0	(W) 8-3	2-2
3/25	vs. CSUN	*7.0	5	2	2	0	3	0	0	2	(W) 8-2	3-2
3/31	at Indiana State	*4.0	8	6	6	0	3	0	0	1	(L) 6-4	3-3
4/8	vs. Evansville	*6.0	3	0	0	0	9	0	0	0	(W) 11-4	4-3
4/21	vs. Illinois State	*7.1	5	3	1	1	3	0	0	0	(W) 6-3	5-3

* game started

STARTER SUPPORT

Player	Starts	Runs	Runs/Start	Club Record	Quality Starts
Russell	1	12	12.0	1-0	0
Wiley	5	37	7.4	4-1	3
Knight	7	51	7.3	4-3	1
McAlister	4	25	6.3	3-1	0
Coleman	10	55	5.5	7-3	7
Buckner	9	48	5.3	6-3	2

*Quality start = at least 6 IP, allowing 3 ER or less

STARTER/BULLPEN BREAKDOWN

Pitching	W-L	ERA	IP	H	ER	BB	SO	HR	B/Avg.
Starters	15-6	4.31	186.0	156	89	98	185	18	.227
Bullpen	10-5	3.37	136.1	116	51	58	121	9	.228
Total	25-11	3.91	322.1	272	140	156	306	27	.228

MISSOURI STATE BASEBALL

Game 37 | MISSOURI STATE BEARS (25-11) at MISSOURI TIGERS (27-13) | April 24 | 6:30 p.m. | Columbia, Mo. | Taylor Stadium at Simmons Field (3,031) | KBFL AM/FM | SECN+

MULTI-HIT GAMES

Name	2	3	4	5+	Total
Jeremy Eierman	13	3	0	0	16
Hunter Steinmetz	11	2	0	0	13
Drew Millas	7	2	3	0	12
Jack Duffy	7	1	0	0	8
Ben Whetstone	5	1	1	0	7
Matt Brown	5	0	0	0	5
John Privitera	3	1	0	0	4
Logan Geha	3	0	0	0	3
Brooks Zimmerman	0	1	0	0	1
Landan Ruff	1	0	0	0	1
Ryan Skalnik	0	0	1	0	1
Team	55	11	5	0	71

CAREER MULTI-HIT GAMES

Name	2	3	4	5+	Total
Hunter Steinmetz	47	13	0	0	60
Jeremy Eierman	38	10	4	1	53
Drew Millas	14	4	3	0	21
Jack Duffy	12	4	0	0	16
John Privitera	7	1	0	0	8
Ben Whetstone	5	1	1	0	7
Logan Geha	5	0	0	0	5
Matt Brown	5	0	0	0	5
Landan Ruff	4	0	0	0	4
Brooks Zimmerman	0	1	0	0	1
Ryan Skalnik	0	0	1	0	1
Team	137	34	9	1	181

MULTI-RBI GAMES

Name	2	3	4	5+	Total
Drew Millas	8	4	2	0	14
Hunter Steinmetz	7	0	1	0	8
Jeremy Eierman	5	2	0	1	8
Ben Whetstone	5	1	0	0	6
Matt Brown	4	2	0	0	6
Jack Duffy	2	1	0	0	3
Logan Geha	2	0	0	0	2
John Privitera	0	2	0	0	2
Landan Ruff	1	1	0	0	2
Sam Faith	1	0	0	0	1
Ryan Skalnik	1	0	0	0	1
Brooks Zimmerman	1	0	0	0	1
Team	37	13	3	1	54

CAREER MULTI-RBI GAMES

Name	2	3	4	5+	Total
Jeremy Eierman	23	11	5	3	42
Hunter Steinmetz	20	6	1	0	27
Drew Millas	12	5	2	0	19
Jack Duffy	4	2	0	0	6
Ben Whetstone	5	1	0	0	6
Matt Brown	4	2	0	0	6
Landan Ruff	3	2	0	0	5
Logan Geha	4	0	0	0	4
John Privitera	0	2	1	0	3
Ryan Skalnik	1	1	0	0	2
Sam Faith	1	0	0	0	1
Brooks Zimmerman	1	0	0	0	1
Team	78	32	9	3	122

GAME-WINNING RBI

Name	'15	'16	'17	'18	Total
Jeremy Eierman	-	3	7	4	14
Hunter Steinmetz	-	3	2	1	6
Drew Millas	-	-	2	4	6
Ben Whetstone	-	-	0	4	4
Jack Duffy	-	-	1	2	3
Matt Brown	-	-	0	2	2
Logan Geha	-	-	1	1	2
John Privitera	-	-	0	2	2
Landan Ruff	0	0	2	0	2
Brooks Zimmerman	-	-	-	2	2
Jordan Fitzpatrick	-	-	-	1	1
Ryan Skalnik	-	-	1	0	1
Team	0	6	16	23	45

HOME RUN TRACKER

No.	Player (No.)	Opp. (Date)	On Base	Inn.	Outs.	Pitcher (T)
1.	Jack Duffy (1)	Texas Southern (2/16)	0	5	1	Furlong (L)
2.	Brooks Zimmerman (1)	Lamar (2/16)	0	2	0	Campbell (R)
3.	Ben Whetstone (1)	Texas Southern (2/18)	0	2	0	Boykins (R)
4.	Jeremy Eierman (1)	ECU (3/3)	0	9	0	Lanier (R)
5.	Hunter Steinmetz (1)	Oklahoma State (3/7)	2	1	1	Leeper (R)
6.	Ben Whetstone (2)	Arkansas State (3/9)	0	2	1	Welsh (R)
7.	Matt Brown (1)	Arkansas State (3/9)	1	2	1	Welsh (R)
8.	Ben Whetstone (3)	Arkansas State (3/9)	1	3	2	Welsh (R)
9.	Matt Brown (2)	Arkansas State (3/9)	0	4	0	Welsh (R)
10.	Landan Ruff (1)	Arkansas State (3/10)	0	3	1	Lee (L)
11.	Ben Whetstone (4)	Arkansas State (3/11)	0	8	1	Ritter (R)
12.	Drew Millas (1)	Oral Roberts (3/13)	2	7	2	Townsend (R)
13.	Jeremy Eierman (2)	Iowa (3/14)	1	1	0	Dreyer (L)
14.	Landan Ruff (2)	Iowa (3/14)	0	4	0	Wallace (L)
15.	Jeremy Eierman (3)	Seton Hall (3/17)	0	1	1	Politi (R)
16.	Sam Faith (1)	Seton Hall (3/17)	1	8	0	Lutz (R)
17.	Drew Millas (2)	CSUN (3/24)	1	1	1	Moore (L)
18.	Jeremy Eierman (4)	CSUN (3/25)	2	3	1	Acosta (R)
19.	Jeremy Eierman (5)	CSUN (3/25)	3	4	2	Acosta (R)
20.	Matt Brown (3)	Indiana State (3/30)	0	7	0	Polley (L)
21.	Hunter Steinmetz (2)	Indiana State (3/31)	1	7	0	Ames (R)
22.	Ben Whetstone (5)	Evansville (4/8)	0	7	1	Reeder (L)
23.	Matt Brown (4)	Oregon State (4/14)	0	2	0	Fehmel (R)
24.	Matt Brown (5)	Illinois State (4/20)	0	4	2	Headrick (L)
25.	Drew Millas (3)	Illinois State (4/21)	2	7	0	Johnson (L)
26.	Jeremy Eierman (6)	Illinois State (4/21)	1	2	2	Walker (L)
27.	Matt Brown (6)	Illinois State (4/21)	1	2	2	Walker (L)
28.	Landan Ruff (3)	Illinois State (4/21)	1	3	1	Walker (L)
29.	Drew Millas (4)	Illinois State (4/21)	0	6	0	Sebbly (L)

HOME RUN BREAKDOWN

Home	19	1 Out	11	3rd inning	4
Road	4	2 Outs	6	4th inning	4
Neutral	6	Solo	15	5th inning	1
vs. RHP	16	Two-run	9	6th inning	1
vs. LHP	13	Three-run	4	7th inning	5
vs. MVC	9	Grand slam	1	8th inning	2
vs. Non-MVC	20	1st inning	4	9th inning	1
0 Outs	12	2nd inning	7	Extra innings	0


HOME RUN BREAKDOWN

Player	Left Line	Left	Left Center	Center	Right Center	Right	Right Line
Matt Brown	0	2	3	0	1	0	0
Jeremy Eierman	0	2	1	1	1	0	0
Jack Duffy	0	1	0	0	0	0	0
Landan Ruff	1	0	2	0	0	0	0
Hunter Steinmetz	0	0	0	1	0	1	0
Ben Whetstone	0	0	0	0	1	4	0
Brooks Zimmerman	1	0	0	0	0	0	0
Drew Millas	1	0	2	0	0	1	0
Sam Faith	0	0	0	0	0	1	0
Total	4	5	8	2	3	7	0

MISSOURI STATE BASEBALL

Game 37 | MISSOURI STATE BEARS (25-11) at MISSOURI TIGERS (27-13) | April 24 | 6:30 p.m. | Columbia, Mo. | Taylor Stadium at Simmons Field (3,031) | KBFL AM/FM | SECN+

RETIRED NUMBERS



Bill Rowe

On Saturday, May 8, 2004, former head baseball coach and director of athletics **Bill Rowe** became the first person in the 48-year history of the MSU baseball program to have his number retired.

Rowe guided the baseball Bears as head coach for 19 years from the start of the program in 1964 through its final season in NCAA Division II in 1982. He led the Bears to a 394-230-1 record and four Division II College World Series appearances. Under Rowe, the Bears finished as national runners-up in 1969 and finished third nationally in 1970 (just the sixth and seventh years of the program). As athletic director, Rowe guided the Bears from

Division II to Division I and saw the Bears change leagues from the MIAA and Mid-Continent Conferences to a current membership in the Missouri Valley Conference.

The retirement ceremony for Rowe's jersey was held prior to the Bears' doubleheader against Illinois State.

The indoor practice facility at Hammons Field also bears Rowe's name as of January 30, 2010.



Ryan Howard

On Dec. 18, 2010, Missouri State retired the No. 6 jersey of former Bear and 2006 National League Most Valuable Player **Ryan Howard** at JQH Arena.

A St. Louis native who played at Missouri State from 1999-2001, Howard finished his collegiate career with 50 home runs, 183 RBIs and a .335 career average in 172 games. He was the 1999 Missouri Valley Conference Freshman of the Year and MSU's A.E. "Ted" Willis Most Valuable Player in 2000.

Since being drafted by Philadelphia in the fifth round of the 2001 draft, Howard has enjoyed a standout professional career. His long list of accomplishments as a member of

the Phillies includes 2005 National League Rookie of the Year, 2006 NL MVP, 2006 Home Run Derby champion, 2008 World Series champion, 2009 NLCS MVP and three All-Star selections.

Howard debuted with the Phillies in 2004, accumulating a career batting average of .258 with 382 homers and 1,194 RBIs in 1,572 MLB games over 13 seasons.

BEARS IN THE BIGS

- Scott Bailes
- Mark Bailey
- Buddy Baumann* (San Diego Padres)
- Scott Carroll
- Matt Cepicky
- Ross Detwiler
- Bart Evans
- Jeff Gray
- Jason Hart
- Ryan Howard
- Pierce Johnson* (San Francisco Giants)
- Mike Kickham
- Shaun Marcum
- Bill Mueller
- Matt Palmer
- John Rheinecker
- Brett Sinkbeil
- Luke Voit* (St. Louis Cardinals)
- Brad Ziegler* (Miami Marlins)

SERIES BREAKDOWN

Series	W-L	Hitting Avg.	R	2B	HR	SB	FLD%	Pitching ERA	SO/BB	BAA
Texas Southern	2-0	.300	14	0	2	4	.987	3.50	15/5	.300
Lamar	1-1	.275	11	3	1	1	.973	4.24	12/8	.258
Central Arkansas	1-1	.141	5	3	0	2	.952	0.98	21/11	.161
Saint Joseph's	0-1	.036	3	1	0	2	.935	3.38	11/7	.281
ECU	1-0	.361	7	2	1	2	1.000	4.00	11/5	.226
Pepperdine	1-0	.290	8	3	0	1	.976	5.00	4/6	.378
Oklahoma State	0-2	.260	10	4	1	4	.955	5.29	21/10	.212
Arkansas State	2-1	.226	18	6	6	0	.990	3.00	27/13	.194
Oral Roberts	1-0	.265	6	0	1	3	.975	5.00	11/9	.303
Iowa	1-0	.278	8	2	2	0	1.000	3.00	9/4	.242
Seton Hall	1-0	.290	14	1	2	0	.973	1.00	6/3	.200
Southeast Missouri	1-0	.276	10	4	0	3	.974	5.00	8/3	.258
Murray State	1-0	.167	5	1	0	2	.975	2.70	14/3	.171
CSUN	3-0	.263	16	4	3	3	.990	1.00	24/6	.160
Kansas	1-0	.316	12	2	0	3	.951	2.00	7/5	.161
Indiana State	2-1	.192	13	4	2	1	.951	3.86	25/12	.192
Evansville	3-0	.320	25	9	1	7	.983	2.67	23/4	.222
Missouri	0-1	.270	6	1	0	2	.946	7.00	4/5	.286
Oregon State	0-2	.275	8	6	1	1	.986	13.50	17/17	.320
Arkansas	0-1	.294	7	3	0	1	.968	11.25	6/7	.343
Illinois State	3-0	.313	22	3	6	7	.964	2.00	30/13	.153
Bradley										
Valparaiso										
Southern Illinois										
DBU										

SINGLE-GAME HIGHS

Batting	Individual	Team
At Bats	6, Hunter Steinmetz vs. Oklahoma State (3/7)	41 at Indiana State (3/30)
	6, Jeremy Eierman vs. Evansville (4/8)	
Runs	4, Jeremy Eierman vs. Seton Hall (3/17)	14 vs. Seton Hall (3/17)
Hits	4, Ben Whetstone vs. Texas Southern (2/18)	15 vs. Illinois State (4/21)
	4, Drew Millas (3 times)	
	4, Ryan Skalnik vs. Illinois State (4/21)	
Doubles	2, Jeremy Eierman (2 times)	4 vs. Southeast Missouri State (3/20)
	2, Logan Geha vs. Evansville (4/8)	4 vs. Evansville (4/8)
	2, Drew Millas vs. Oregon State (4/13)	4 vs. Oregon State (4/14)
	2, Ryan Skalnik vs. Illinois State (4/21)	
Triples	1, (9 times)	2, at Kansas (3/27)
Home Runs	2, Matt Brown vs. Arkansas State (3/9)	4 vs. Arkansas State (3/9)
	2, Ben Whetstone vs. Arkansas State (3/9)	4 vs. Illinois State (4/21)
	2, Jeremy Eierman vs. CSUN (3/25)	
Runs Batted In	7, Jeremy Eierman vs. CSUN (3/25)	14 vs. Seton Hall (3/17)
Total Bases	8, Ben Whetstone vs. Arkansas State (3/9)	30 vs. Illinois State (4/21)
	8, Matt Brown vs. Arkansas State (3/9)	
	8, Jeremy Eierman vs. CSUN (3/25)	
Stolen Bases	2, Jeremy Eierman (6 times)	4 vs. Oklahoma State (3/7)
	2, Ben Whetstone vs. Missouri (4/10)	4 vs. Evansville (4/8)
	2, John Privitera vs. Illinois State (4/20)	
Walks	3, (7 times)	14 vs. Seton Hall (3/17)
		14 vs. Southeast Missouri State (3/20)
Strikeouts	3, (15 times)	14 vs. Oral Roberts (3/13)
		14 vs. Missouri (4/10)

Fielding	Individual	Team
Putouts	15, Logan Geha vs. Illinois State (4/20)	33 at Indiana State (3/30)
Assists	9, John Privitera at Indiana State (3/31)	17 vs. Evansville (4/6)
Errors	2, Jordan Fitzpatrick vs. Oklahoma State (3/7)	4 at Indiana State (3/31)
	2, Jeremy Eierman at Indiana State (3/31)	
Double Plays	2, Ben Whetstone (5 times)	2 (7 times)
	2, John Privitera (4 times)	
	2, Jeremy Eierman (3 times)	

Pitching	Individual	Team
Innings Pitched	8.0, Dylan Coleman (2 times)	11.0 at Indiana State (3/30)
Runs Allowed	10, Ty Buckner vs. Oregon State (4/14)	17 vs. Oregon State (4/13)
Earned Runs Allowed	10, Ty Buckner vs. Oregon State (4/14)	17 vs. Oregon State (4/13)
Hits Allowed	8, Logan Wiley at Indiana State (3/31)	14 (2 times)
Walks	7, Dylan Coleman vs. Illinois State (4/20)	10 vs. Illinois State (4/20)
Strikeouts	13, Dylan Coleman at Central Arkansas (2/25)	16 vs. Illinois State (4/20)

MISSOURI STATE BASEBALL

Game 37 | MISSOURI STATE BEARS (25-11) at MISSOURI TIGERS (27-13) | April 24 | 6:30 p.m. | Columbia, Mo. | Taylor Stadium at Simmons Field (3,031) | KBFL AM/FM | SECN+

SEASON RESULTS

Date	MSU Totals	Opponent	Opp. Totals	W/L	Record	Winner	Loser	Save	Highlights
2/16	8-8-1	vs. Texas Southern [^]	2-11-2	W	1-0	SECHLER (1-0)	Furlong (0-1)	--	Duffy 2-4, HR, 2 R; Sechler 4.1 IP, 3 H, 1 ER, 4 K's
2/16	11-14-1	at Lamar [^]	2-7-1	W	2-0	COLEMAN (1-0)	Campbell (0-1)	--	Coleman 6.0 IP, 3 H, 1 ER, 7 K's; Zimmerman 3-4, HR, Brown 2-3
2/17	0-5-1	at Lamar [^]	8-10-0	L	2-1	Sills (1-0)	BUCKNER (0-1)	Driskill (1)	Witherspoon 4.1 IP, 3 H, 0 ER, 2 K's; Privitera 2-3
2/18	6-10-0	vs. Texas Southern [^]	5-10-1	W	3-1	WILEY (1-0)	Suarez (0-1)	RUSSELL (1)	Whetstone 4-5, HR; Privitera 2-4, 3B, 3 RBIs; Wiley 3.2 IP, 3 K's
2/25	2-0-2	at Central Arkansas	1-4-0	L (10)	3-2	Moyer (1-1)	WILEY (1-1)	--	Coleman 8.0 IP, 2 H, 0 R, 13 K's; UCA walkoff win in 10th
2/25	5-7-2	at Central Arkansas	2-6-0	W	4-2	SCHWAB (1-0)	Davenport (0-1)	WILEY (1)	Steinmetz 2-4, 3B, RBI; Millas 2 RBIs
3/2	3-1-2	vs. St. Joseph's [@]	6-9-2	L	4-3	Brennan (1-1)	WILEY (1-2)	Powles (1)	SJU scores five in 6th, holds MSU to one hit
3/3	7-13-0	at (24) ECU [@]	4-7-1	W	5-3	COLEMAN (2-0)	Agnos (0-1)	RUSSELL (2)	Coleman 7.0 IP, 6 H, 3 ER, 8 K's; Millas 4-4, 2 RBIs
3/4	8-9-1	vs. Pepperdine [@]	7-14-2	W	6-3	LOCHNER (1-0)	Pendergast (0-2)	--	Eierman 2-3, RBI, 2 BB; Duffy 2-run 2B in 8th, 2 OF assists
3/7	8-11-3	Oklahoma State	10-8-2	L	6-4	Aleaziz (1-0)	SECHLER (1-1)	Basso (1)	Steinmetz 3-6, HR, 4 RBI; Eierman 3-5, 2 2B, 2 R, 2 SB
3/9	12-12-1	(30) Arkansas State	4-3-1	W	7-4	COLEMAN (3-0)	Welsh (1-1)	--	Whetstone 2-2, 2 HR, 3 R, 3 RBIs; Brown 2-3, 2 HR, 3 R, 3 RBIs
3/10	1-4-0	(30) Arkansas State	4-7-0	L	7-5	Lee (2-1)	BUCKNER (0-2)	Kutzke (3)	Buckner 6.0 IP, 5 H, 3 ER, 6 K's
3/11	5-5-0	(30) Arkansas State	4-9-2	W	8-5	FROMSON (1-0)	Lannon (0-1)	--	Brown GWRBI on SF in 9th; Whetstone 3rd HR of series
3/13	6-9-1	Oral Roberts	5-10-1	W	9-5	SECHLER (2-1)	Stout (1-1)	--	Millas 3-run HR, 4 RBIs; Eierman 2-4, 2 R, 2 SB
3/14	8-10-0	vs. Iowa ^{\$}	3-8-1	W	10-5	WILEY (2-2)	Dreyer (0-1)	--	Duffy 2-4, RBI; Eierman 2-run HR in 1st; Wiley 5.2 IP, 7 K's
3/17	14-9-1	vs. Seton Hall	2-7-0	W	11-5	BUCKNER (1-2)	Politi (0-4)	--	Millas 3-3, 3 R, 2 BB; Eierman 2-3, HR, 4 R; Buckner 6.0 IP, 4 K's
3/17	2-8-0	at Oklahoma State	4-6-1	L	11-6	Teel (3-0)	COLEMAN (3-1)	Lienhard (1)	Coleman 6.2 IP, 5 K's; Duffy 3-4; OSU scores 4 in 7th
3/20	10-8-1	Southeast Missouri	5-8-2	W	12-6	WITHERSPOON (1-0)	Wade (0-2)	--	Steinmetz 2-3, 2 BB, 2 R, 2 RBIs; Eierman 2-4, 11-G hit streak
3/21	5-5-1	Murray State	4-6-0	W	13-6	SECHLER (3-1)	Whaley (3-2)	--	Zimmerman 2-run 2B in 9th to tie, Millas GWRBI on 1B in 10th
3/23	3-9-1	CSUN	2-6-1	W	14-6	COLEMAN (4-1)	Armstrong (1-1)	SECHLER (1)	Coleman 8.0 IP, 4 H, 1 ER, 11 K's; Whetstone 2-run 1B in 8th
3/24	5-6-0	CSUN	0-4-2	W	15-6	BUCKNER (2-2)	Moore (1-4)	FROMSON (1)	Millas 2-run HR; Steinmetz 2 RBIs; Buckner 5.2 scoreless IP
3/25	8-10-0	CSUN	2-5-0	W	16-6	WILEY (3-2)	Acosta (3-4)	--	Eierman 2 HR, 7 RBIs; Wiley 7.0 IP, 5 H, 2 ER, 3 K's
3/27	12-12-2	at Kansas	2-5-2	W	17-6	KNIGHT (1-0)	Hander (0-1)	--	Eierman 2-4, 3B, 3 RBIs, 2 SB; Knight 7.0 IP, 3 H, 2 ER, 4 K's
3/30	4-7-1	at Indiana State [*]	3-5-0	W	18-6	COLEMAN (5-1)	Ward (4-2)	SECHLER (2)	Steinmetz, Duffy 2-hit games; Coleman 6.2 IP, 4 H, 7 K's
3/30	5-8-1	at Indiana State [*]	4-4-1	W	19-6	SECHLER (4-1)	Larrison (1-1)	--	Sechler 3.1 IP, 1 H, 1 ER, 3 K's; Whetstone 2-5, GWRBI in 11th
3/31	4-5-4	at Indiana State [*]	6-10-0	L	19-7	Ames (2-0)	WILEY (3-3)	Grauer (1)	Lochner 4.0 IP, 2 H, 0 ER; Privitera 3-4, RBI; Steinmetz 2-run HR
4/6	6-9-0	Evansville [*]	5-7-1	W	20-7	FROMSON (2-0)	Allinger (1-3)	--	Brown 1-2, BB, 2 R; Millas 1-3, 2 RBIs; Fromson 3.0 SHO IP
4/7	8-11-0	Evansville [*]	2-4-1	W	21-7	BUCKNER (3-2)	BURKE (0-3)	RUSSELL (3)	Millas 3-5; Whetstone 3-5, 2 R, 2 RBIs; Russell 4.0 IP, 3 H, 0 R
4/8	11-11-2	Evansville [*]	4-11-2	W	22-7	WILEY (4-3)	Horstmeier (1-3)	--	Millas 2-4, 3 RBIs; Geha 2-3, 3 R; Wiley 6.0 IP, 3 H, 0 R, 9 K's
4/10	6-10-2	(28) Missouri	8-10-0	L	22-8	Gubelman (1-0)	FROMSON (2-1)	--	Steinmetz 2-4, 3 R, RBI; Whetstone 2-5, 2 SB
4/13	6-11-0	(7) Oregon State	17-14-2	L	22-9	Heimlich (8-1)	COLEMAN (5-2)	--	Bears yield Hammons Field record 17 runs to No. 7 Beavers
4/14	2-8-1	(7) Oregon State	10-10-1	L	22-10	Gambrell (4-1)	BUCKNER (3-3)	--	OSU scores 10 in first two innings to sweep series
4/17	7-10-1	at (3) Arkansas	11-12-0	L	22-11	Ramage (1-1)	FROMSON (2-2)	Reindl (2)	U of A homers twice, scores 5 in 5th to overcome four-run deficit
4/20	4-4-1	Illinois State [*]	2-5-1	W	23-11	COLEMAN (6-2)	Headrick (1-6)	SECHLER (3)	Brown 2-3, RBI; Coleman 6.0 IP, 5 H, 11 K's
4/21	6-11-2	Illinois State [*]	3-5-0	W	24-11	WILEY (5-3)	Johnson (2-2)	SECHLER (4)	Millas 2-3, 4 RBIs, 3-run HR to break tie in 7th
4/22	12-15-1	Illinois State [*]	3-5-0	W	25-11	RUSSELL (1-0)	Walker (4-1)	--	Russell 5.0 IP, 4 H, 5 K's for first win; Skalnik 4-4, 3 R
4/24		at Missouri							
4/27		at Bradley [*]							
4/28		at Bradley [*]							
4/29		at Bradley [*]							
5/2		Kansas							
5/4		at Valparaiso [*]							
5/5		at Valparaiso [*]							
5/6		at Valparaiso [*]							
5/11		Southern Illinois [*]							
5/12		Southern Illinois [*]							
5/13		Southern Illinois [*]							
5/17		at DBU [*]							
5/18		at DBU [*]							
5/19		at DBU [*]							

* Missouri Valley Conference game; ^ at Cardinal Classic (Beaumont, Texas); @ at Keith LeClair Classic (Greenville, N.C.); \$ at KC Urban Youth Academy (Kansas City, Mo.)

Record Breakdown: 25-11 overall, 17-10 non-conference; 8-1 MVC; 6-5 away; 14-5 home; 5-1 neutral; 4-2 February; 15-5 March; 6-4 April; 20-8 day games; 4-3 night games; longest winning streak - 8; longest losing streak - 4.

MISSOURI STATE BASEBALL

Game 37 | MISSOURI STATE BEARS (25-11) at MISSOURI TIGERS (27-13) | April 24 | 6:30 p.m. | Columbia, Mo. | Taylor Stadium at Simmons Field (3,031) | KBFL AM/FM | SECN+

OVERALL BATTING-FIELDING STATISTICS

Record: 25-11 Home: 14-5 Away: 6-5 Neutral: 5-1 MVC: 8-1

Player	avg	g	gs	ab	r	h	2b	3b	hr	rbi	tb	slg%	bb	ltp	cs	putz	ob%	cf	sh	sh-elt	po	e	a	fld%
Miller, Drew	.341	36-36	132	19	45	7	2	4	44	68	.515	.23	1	23	8	.431	4	0	3-4	72	8	1	.988	
Elamson, Jeremy	.315	36-36	149	34	47	15	2	6	32	84	.564	.18	5	33	4	.407	0	0	18-20	56	26	8	.946	
Schmiedt, Hunter	.298	36-36	141	35	42	8	2	2	27	60	.426	.22	4	35	0	.402	2	3	8-8	79	1	1	.988	
Duffy, Jack	.270	36-33	126	18	34	8	1	1	16	47	.373	.18	5	27	2	.348	0	3	0-0	67	4	1	.986	
Whelstone, Ben	.260	36-36	131	18	34	3	0	5	21	52	.397	.28	4	30	1	.368	2	0	5-5	304	19	3	.991	
Brown, Matt	.245	36-33	98	24	24	6	0	6	23	48	.490	.21	10	41	2	.420	2	1	0-0	13	44	6	.906	
Pedraza, John	.235	36-36	119	27	28	4	1	0	15	34	.286	.29	3	29	0	.385	1	2	10-11	53	91	4	.973	
Gehr, Logan	.190	31-27	84	17	16	3	0	0	6	19	.226	.9	4	33	1	.299	0	6	1-2	228	33	3	.988	
Stalick, Ryan	.320	14-4	25	6	8	3	0	0	2	11	.440	.7	2	5	1	.500	0	0	2-2	3	1	0	1.000	
Zimmerman, Brooks	.179	25-15	56	6	10	2	0	1	5	15	.260	.4	1	21	1	.242	1	1	0-0	33	0	2	.943	
Ruff, Landon	.176	36-19	51	15	9	1	1	3	11	21	.412	.11	4	20	1	.350	1	3	1-2	41	2	1	.977	
Fitzpatrick, Jordan	.162	25-6	37	4	6	1	0	0	4	7	.189	.5	0	12	0	.262	0	0	0-0	8	0	3	.727	
Falk, Sam	.138	19-5	29	5	4	1	0	1	3	8	.276	.2	1	12	0	.219	0	2	1-1	1	9	1	.909	
McGuire, Max	.000	4-0	3	0	0	0	0	0	0	0	.000	.0	0	3	0	.000	0	0	0-0	1	1	0	1.000	
Blapp, Michael	.000	4-0	3	0	0	0	0	0	0	0	.000	.0	0	3	0	.000	0	0	0-0	0	1	0	1.000	
Total	.289	36	1184	238	307	68	9	38	308	474	.480	.181	44	387	14	.394	18	21	48-58	147	344	37	.893	
Opposite	.228	36	1188	198	222	49	9	37	148	408	.341	.185	48	308	18	.387	9	38	30-48	188	388	38	.893	

OVERALL PITCHING STATISTICS

(All games Sorted by Earned run avg)

Player	era	w-l	app	gs	avg	sho	str	ip	h	r	er	bb	cs	2b	3b	hr	ldng%	top	ltp	hit	sh	shn
Cutler, Dylan	3.48	6-2	10	10	0	0-0	0	64.2	42	27	25	33	79	6	0	5	.188	9	4	0	0	5
Wiley, Logan	3.60	5-3	16	5	0	0-0	1	50.0	47	25	20	10	46	5	0	3	.241	9	5	0	1	2
Buckner, Ty	4.57	3-3	9	9	0	0-1	0	41.1	36	27	21	29	33	4	0	4	.232	1	4	0	0	1
Lochner, Jake	1.50	1-0	9	0	0	0-0	0	12.0	8	3	2	7	11	3	0	1	.195	0	0	0	0	1
Schwarz, Davis	2.25	1-0	9	0	0	0-0	0	12.0	11	5	3	6	8	3	1	0	.234	5	1	0	1	0
Sechler, Connor	2.43	4-1	16	0	0	0-0	4	29.2	17	8	8	10	37	2	1	1	.160	3	11	1	0	1
Wilkespoon, Nate	2.57	1-0	15	0	0	0-0	0	21.0	22	8	6	7	17	5	0	2	.272	2	2	0	1	3
Franson, Jake	3.30	2-2	8	0	0	0-1	1	16.0	12	6	6	4	6	3	1	1	.218	1	3	1	0	2
Gibbs, Zach	3.60	0-0	4	0	0	0-0	0	5.0	6	5	2	4	1	3	0	0	.286	1	0	0	0	0
Russell, Matt	5.32	1-0	15	1	0	0-0	3	23.2	20	14	14	13	23	4	0	3	.222	3	1	0	0	1
Katigh, Austin	5.83	1-0	7	7	0	0-0	0	29.1	30	20	19	20	26	6	0	3	.270	4	8	0	0	2
McNider, Tyler	7.02	0-0	5	4	0	0-0	0	16.2	19	17	13	13	19	4	0	4	.292	0	4	0	0	2
Dane, Hunter	9.00	0-0	1	0	0	0-0	0	1.0	2	1	1	0	0	1	0	0	.400	0	0	0	0	0
Total	3.81	39-11	38	36	0	9-1	8	382.1	373	185	140	108	308	48	9	37	.238	38	48	2	3	20
Opposite	6.81	11-35	38	36	0	0-0	7	312.8	387	238	280	141	387	82	0	38	.288	31	44	0	13	21

MISSOURI STATE BASEBALL

Game 37 | MISSOURI STATE BEARS (25-11) at MISSOURI TIGERS (27-13) | April 24 | 6:30 p.m. | Columbia, Mo. | Taylor Stadium at Simmons Field (3,031) | KBFL AM/FM | SECN+

MVC ONLY BATTING-FIELDING STATISTICS

Record: 8-1 Home: 6-0 Away: 2-1 MVC: 8-1

Player	avg	ggs-gs	ab	r	h	2b	3b	hr	rid	tb	slg%	bb	hbp	era	ops	stl%	sf	sh	sh-ct	po	a	e	fld%
Pettilera, John	.346	9-9	26	6	9	1	0	0	7	10	.385	0	0	6	0	.486	1	1	6-6	13	28	1	.976
Brown, Matt	.333	9-9	30	7	10	2	0	3	11	21	.700	5	3	10	0	.462	1	0	0-0	1	16	1	.944
Schmiedt, Hunter	.306	9-9	36	10	11	1	1	1	7	17	.472	0	1	6	0	.444	0	1	2-2	18	0	1	.947
Whelstone, Ben	.303	9-9	33	6	10	0	0	1	5	13	.394	4	1	5	0	.395	0	0	0-0	28	1	2	.978
Miller, Drew	.303	9-9	33	6	10	1	1	2	13	19	.576	6	0	3	2	.400	1	0	2-3	24	4	0	1.000
Elamson, Jeremy	.282	9-9	39	8	11	4	0	1	9	18	.462	3	1	7	0	.349	0	0	4-5	11	22	5	.868
Duffy, Jack	.219	9-7	32	3	7	1	0	0	2	8	.250	2	1	4	0	.286	0	1	0-0	17	0	0	1.000
Statik, Ryan	.385	4-3	13	3	5	3	0	0	0	8	.615	2	0	2	0	.467	0	0	0-0	0	0	0	.000
Gehr, Logan	.294	7-5	17	4	5	3	0	0	0	8	.471	2	0	6	0	.360	0	2	0-0	46	9	1	.982
Faith, Sam	.200	2-1	5	0	1	0	0	0	0	1	.200	0	0	3	0	.200	0	0	0-0	0	1	0	1.000
Ruff, Landon	.154	9-5	13	7	2	0	0	1	3	5	.385	5	3	3	1	.476	0	0	1-1	11	1	1	.923
Fitzpatrick, Jordan	.000	6-2	10	0	0	0	0	0	0	0	.000	1	0	3	0	.091	0	0	0-0	4	0	0	1.000
Zimmerman, Brooks	.000	6-4	9	0	0	0	0	0	0	0	.000	0	0	5	0	.000	0	1	0-0	0	0	0	1.000
McGuire, Max	.000	2-0	1	0	0	0	0	0	0	0	.000	0	0	1	0	.000	0	0	0-0	1	1	0	1.000
Blapp, Michael	.000	1-0	0	0	0	0	0	0	0	0	.000	0	0	0	0	.000	0	0	0-0	0	0	0	.000
Total	.273	9	287	60	81	16	2	9	57	128	.431	46	18	64	3	.385	3	6	15-17	246	54	12	.966
Opponents	.189	9	286	32	56	9	1	4	28	79	.267	29	18	78	3	.283	1	6	6-8	231	66	6	.980

MVC ONLY PITCHING STATISTICS

(MVC games only Sorted by Earned run avg)

Player	era	w-l	apps	gs	avg	sho	sv	ip	h	r	er	bb	era	2b	3b	hr	int	int%	top	top	int	sho	sho%
Sechler, Connor	0.93	1-0	5	0	0	0.0	3	9.2	3	1	1	4	.12	0	0	0	.091		3	5	0	0	1
Bedner, Ty	2.70	1-0	2	2	0	0.0	0	10.0	2	4	3	8	.11	1	0	0	.065		0	1	0	0	1
Russell, Matt	2.89	1-0	3	1	0	0.0	1	9.1	0	3	3	1	.6	2	0	1	.222		2	1	0	0	0
Willey, Logan	3.63	2-1	3	3	0	0.0	0	17.1	16	9	7	1	.15	2	0	0	.229		0	0	0	0	0
Coleman, Dylan	4.34	2-0	3	3	0	0.0	0	18.2	15	10	9	10	.24	1	0	3	.227		3	3	0	0	2
Lochner, Jake	0.00	0-0	2	0	0	0.0	0	4.1	2	0	0	1	.2	1	0	0	.143		0	0	0	0	0
Franson, Jake	0.00	1-0	2	0	0	0.0	0	3.2	1	0	0	2	.1	0	0	0	.100		0	0	0	0	1
Gibbs, Zach	0.00	0-0	1	0	0	0.0	0	1.0	0	0	0	0	.0	0	0	0	.000		0	0	0	0	0
Whitespoon, Nate	1.93	0-0	3	0	0	0.0	0	4.2	5	2	1	1	.5	1	0	0	.263		2	0	0	0	1
Scherab, Davis	5.40	0-0	3	0	0	0.0	0	3.1	4	3	2	1	.2	1	1	0	.286		0	0	0	1	0
Total	2.60	8-1	0	9	0	0.0	4	82.8	80	38	26	38	.78	0	1	4	.188		10	18	0	1	0
Opponents	6.48	1-3	0	9	1	0.0	1	77.8	81	60	60	48	.84	18	2	0	.238		1	18	1	3	0

MISSOURI STATE BASEBALL

Game 37 | MISSOURI STATE BEARS (25-11) at MISSOURI TIGERS (27-13) | April 24 | 6:30 p.m. | Columbia, Mo. | Taylor Stadium at Simmons Field (3,031) | KBFL AM/FM | SECN+

HOME BATTING-FIELDING STATISTICS

Record: 14-5 Home: 14-5 Away: 0-0 WNC: 6-0

Player	avg	ops	ab	r	h	2b	3b	hr	rbi	bb	avg%	lob	lup	on	gdp	sf%	cf	sb	cs	stl	po	e	a	dp%
Elkman, Jeremy	.398	19-19	83	22	33	11	1	3	20	55	.653	5	3	15	0	.451	0	0	11-12	26	42	4	.944	
Schmiedt, Hunter	.321	19-19	78	21	25	6	1	1	15	36	.462	11	1	20	0	.411	0	2	3-3	43	0	0	1.000	
Ellis, Drew	.319	19-19	72	11	23	4	1	4	30	41	.568	13	1	17	1	.420	2	0	2-3	39	5	1	.978	
Brann, Matt	.281	19-18	57	13	16	2	0	5	15	33	.579	13	4	24	1	.434	2	0	0-0	7	28	3	.921	
Whelstone, Ben	.273	19-19	66	11	18	2	0	4	13	32	.485	12	1	13	1	.380	1	0	4-4	165	6	2	.988	
Duffy, Jack	.222	19-17	63	7	14	3	0	0	4	17	.270	7	2	18	1	.319	0	2	0-0	48	0	0	1.000	
Gehr, Logan	.208	17-15	48	9	10	3	0	0	1	13	.271	5	0	14	0	.283	0	3	1-1	128	14	1	.988	
Pellicani, John	.200	19-19	60	12	12	2	0	0	6	14	.233	14	0	16	0	.347	1	1	8-8	24	46	1	.986	
Stalick, Ryan	.566	7-2	9	5	5	2	0	0	0	7	.770	7	0	1	1	.750	0	0	1-1	2	1	0	1.000	
Zimmerman, Brooks	.227	13-5	22	2	5	2	0	0	3	7	.310	1	0	9	1	.250	1	1	0-0	17	0	0	1.000	
Ruff, Landon	.172	19-13	29	9	5	0	1	2	6	13	.440	8	4	13	1	.405	1	1	1-1	28	1	0	1.000	
Fitzpatrick, Jordan	.118	13-4	17	1	2	0	0	0	3	2	.110	5	0	6	0	.310	0	0	0-0	5	0	3	.625	
Faldu, Sam	.071	9-2	14	1	1	0	0	0	0	1	.071	1	0	9	0	.133	0	1	1-1	0	3	0	1.000	
Elggs, Michael	.000	2-0	1	0	0	0	0	0	0	0	.000	0	0	1	0	.000	0	0	0-0	0	0	0	.000	
McGuire, Max	.000	2-0	1	0	0	0	0	0	0	0	.000	0	0	1	0	.000	0	0	0-0	1	1	0	1.000	
Totals	.273	19	628	134	189	37	4	19	116	271	.437	102	16	177	7	.385	8	11	32-34	516	168	17	.976	
Opponents	.216	19	635	94	137	27	1	19	84	223	.351	88	19	172	9	.321	2	12	13-18	477	127	19	.970	

HOME PITCHING STATISTICS

(Home games Sorted by Earned run avg)

Player	era	wh	app	gs	wp	sho	cr	ip	h	r	er	bb	so	2b	3b	hr	lbrg	wpa	lup	lbt	sho	sho
Willey, Logan	1.61	3-0	7	3	0	0-0	0	28.0	18	7	5	2	25	0	0	2	.176	3	3	0	1	0
Coleman, Dylan	4.15	3-1	5	5	0	0-0	0	30.1	21	16	14	17	39	2	0	3	.193	5	2	0	0	3
Lechner, Jake	0.00	0-0	4	0	0	0-0	0	4.1	3	1	0	3	6	1	0	0	.200	0	0	0	0	1
Schwab, Davis	1.69	0-0	4	0	0	0-0	0	5.1	4	2	1	5	1	1	0	0	.211	2	0	0	1	0
Franson, Jake	2.19	2-1	5	0	0	0-1	1	12.1	6	3	3	2	5	2	0	0	.150	1	3	1	0	1
Sedler, Connor	3.21	2-1	9	0	0	0-0	3	14.0	8	5	5	5	22	0	1	1	.151	1	4	0	0	0
Russell, Matt	3.50	1-0	7	1	0	0-0	1	18.0	11	7	7	6	18	3	0	2	.172	2	0	0	0	1
Wilkespoon, Nate	3.65	1-0	9	0	0	0-0	0	12.1	16	6	5	4	10	4	0	1	.327	2	0	0	0	2
Gibbs, Zach	4.50	0-0	3	0	0	0-0	0	4.0	5	5	2	3	1	3	0	0	.294	1	0	0	0	0
Blackner, Ty	7.36	2-2	4	4	0	0-1	0	18.1	16	15	15	14	17	3	0	4	.232	1	2	0	0	1
McAlister, Tyler	7.71	0-0	4	3	0	0-0	0	11.2	13	14	10	11	17	3	0	4	.271	0	2	0	0	1
Katighi, Austin	8.10	0-0	3	3	0	0-0	0	13.1	16	13	12	8	11	5	0	2	.302	3	3	0	0	2
Totals	4.18	14-8	10	19	0	0-1	0	172.0	187	84	79	88	172	17	1	10	.216	21	10	1	0	13
Opponents	6.40	6-14	10	19	1	0-0	0	168.0	188	124	114	102	177	37	4	10	.258	17	10	0	0	11

MISSOURI STATE BASEBALL

Game 37 | MISSOURI STATE BEARS (25-11) at MISSOURI TIGERS (27-13) | April 24 | 6:30 p.m. | Columbia, Mo. | Taylor Stadium at Simmons Field (3,031) | KBFL AM/FM | SECN+

ROAD BATTING-FIELDING STATISTICS

Record: 6-5 Home: 0-0 Away: 5-5 MVC: 2-1

Player	avg	ops	ab	r	b	2b	3b	hr	rbi	bb	slg%	lob	tp	cs	gdp	ob%	cf	sb	cs-ab	po	e	a	dp%
Schmeltz, Hunter	.326	11-11	43	8	14	1	1	1	9	20	.465	6	0	8	0	.400	1	1	3-3	22	0	1	.957
Duffy, Jack	.317	11-10	41	6	13	3	1	0	5	18	.439	1	2	6	0	.364	0	0	0-0	14	2	1	.941
Miller, Drew	.286	11-11	42	3	12	1	1	0	9	15	.357	4	0	3	5	.340	1	0	1-1	27	3	0	1.000
Peterson, John	.286	11-11	36	11	10	2	0	0	5	12	.343	11	2	9	0	.479	0	0	2-2	10	33	3	.944
Whelstone, Ben	.263	11-11	43	4	10	0	0	0	3	10	.269	3	1	13	0	.290	0	0	0-0	96	7	1	.980
Brown, Matt	.226	11-10	31	9	7	3	0	1	5	13	.419	3	4	11	0	.360	0	0	0-0	1	12	2	.867
Zimmerman, Brooks	.217	7-7	23	3	5	0	0	1	2	8	.348	1	1	7	0	.280	0	0	0-0	0	0	0	1.000
Elanson, Jeremy	.178	11-11	45	5	8	4	1	1	8	17	.370	5	1	12	2	.275	0	0	3-3	20	29	3	.942
Gehr, Logan	.174	9-7	23	3	4	0	0	0	2	4	.174	1	1	13	1	.240	0	1	0-1	58	14	2	.973
Ruff, Landan	.182	11-4	11	2	2	1	0	0	3	3	.273	2	0	1	0	.300	0	2	0-1	15	1	1	.941
Stalick, Ryan	.167	5-2	12	0	2	1	0	0	0	3	.250	0	0	2	0	.167	0	0	1-1	1	0	0	1.000
Faltis, Sam	.167	6-2	12	1	2	1	0	0	1	3	.250	0	0	3	0	.167	0	0	0-0	1	1	1	.857
Fitzpatrick, Jordan	.143	8-2	14	2	2	1	0	0	1	3	.214	0	0	4	0	.143	0	0	0-0	3	0	0	1.000
McGuire, Mark	.000	2-0	2	0	0	0	0	0	0	0	.000	0	0	2	0	.000	0	0	0-0	0	0	0	1.000
Elkops, Michael	.000	1-0	1	0	0	0	0	0	0	0	.000	0	0	1	0	.000	0	0	0-0	0	1	0	1.000
Totals	.241	11	378	57	91	18	4	4	53	129	.341	37	12	95	11	.326	2	4	10-12	292	115	15	.964
Opponents	.215	11	353	47	76	14	2	7	43	115	.326	51	17	89	9	.341	1	6	11-14	306	88	6	.985

ROAD PITCHING STATISTICS

(Away games Sorted by Earned run avg)

Player	era	wh-l	app	gs	mg	sho	sv	ip	b	r	er	bb	so	2b	3b	hr	ldavg	top	bp	hit	sho	sho%
Coleman, Dylan	2.80	3-1	5	5	0	0-0	0	34.1	21	11	11	16	40	4	0	2	.179	4	2	0	0	2
Bedner, Ty	3.75	0-1	3	3	0	0-0	0	12.0	0	9	5	12	10	0	0	0	.182	0	1	0	0	0
Willey, Logan	6.55	0-2	5	1	0	0-0	1	11.0	13	0	8	2	9	3	0	0	.289	0	1	0	0	1
Wilkespoon, Nate	1.04	0-0	6	0	0	0-0	0	8.2	6	2	1	3	7	1	0	1	.180	0	2	0	1	1
Sechler, Connor	1.29	1-0	3	0	0	0-0	1	7.0	3	1	1	2	6	0	0	0	.143	2	7	0	0	1
Schwab, Davis	2.25	1-0	3	0	0	0-0	0	4.0	4	1	1	1	5	1	1	0	.235	2	1	0	0	0
Lochner, Jake	2.45	0-0	4	0	0	0-0	0	7.1	5	2	2	4	5	2	0	1	.200	0	0	0	0	0
Knight, Austin	6.14	1-0	2	2	0	0-0	0	7.1	4	5	5	7	5	1	0	1	.167	1	2	0	0	0
Dame, Hunter	9.00	0-0	1	0	0	0-0	0	1.0	2	1	1	0	0	1	0	0	.400	0	0	0	0	0
Russell, Matt	10.80	0-0	5	0	0	0-0	1	3.1	6	4	4	2	2	1	0	1	.375	0	1	0	0	0
Fromson, Jake	20.25	0-1	2	0	0	0-0	0	1.1	4	3	3	2	0	0	1	1	.571	0	0	0	0	1
Totals	3.88	8-0	11	11	0	0-0	3	87.1	70	47	48	61	88	14	2	7	.216	9	17	0	1	0
Opponents	4.41	8-0	11	11	1	0-0	4	102.0	81	67	60	87	88	10	4	4	.241	7	12	0	0	4

MISSOURI STATE BASEBALL

Game 37 | MISSOURI STATE BEARS (25-11) at MISSOURI TIGERS (27-13) | April 24 | 6:30 p.m. | Columbia, Mo. | Taylor Stadium at Simmons Field (3,031) | KBFL AM/FM | SECN+

NEUTRAL BATTING-FIELDING STATISTICS

Record: 5-1 Home: 0-0 Away: 0-0 Neutral: 5-1 WNC: 0-0

Player	avg	ops	ab	r	h	2b	3b	hr	rbi	bb	slg%	lob	tp	cs	gdp	ob%	cl	sb	cs-rt	po	e	a	dp%
Milias,Drew	.566	6-6	18	5	10	2	0	0	5	12	.667	6	0	3	2	.640	1	0	0-0	6	0	0	1.000
Duffy,Jack	.318	6-6	22	5	7	2	0	1	7	12	.545	2	1	3	1	.400	0	1	0-0	13	2	0	1.000
Elanson,Jeremy	.286	6-6	21	7	6	0	0	2	4	12	.571	0	1	6	2	.500	0	0	4-5	9	14	1	.958
Whelstone,Ben	.273	6-6	22	3	6	1	0	1	5	10	.455	5	2	4	0	.433	1	0	1-1	43	6	0	1.000
Pellicera,John	.250	6-6	24	4	6	0	1	0	4	8	.333	4	1	4	0	.375	0	1	0-1	11	13	0	1.000
Gehr,Logan	.154	5-5	13	5	2	0	0	0	3	2	.154	3	3	6	0	.421	0	2	0-0	41	5	0	1.000
Schmeltz,Hunter	.150	6-6	20	6	3	1	0	0	3	4	.200	5	3	7	0	.375	1	0	2-2	14	1	0	1.000
Fitzpatrick,Jordan	.333	4-2	6	1	2	0	0	0	0	2	.333	0	0	2	0	.333	0	0	0-0	0	0	0	.000
Faldu,Sean	.333	4-1	3	3	1	0	0	1	2	4	1.333	1	1	0	0	.600	0	1	0-0	0	5	0	1.000
Stalick,Ryan	.250	2-0	4	1	1	0	0	0	2	1	.250	0	2	2	0	.500	0	0	0-0	0	0	0	.000
Ruff,Landon	.182	5-2	11	4	2	0	0	1	2	5	.455	1	0	6	0	.250	0	0	0-0	6	0	0	1.000
Brown,Matt	.100	6-5	10	2	1	1	0	0	3	2	.200	5	2	6	1	.471	0	1	0-0	5	4	1	.900
Zimmerman,Brent	.000	5-3	11	1	0	0	0	0	0	0	.000	2	0	5	0	.154	0	0	0-0	0	0	2	.800
Ellops,Michael	.000	1-0	1	0	0	0	0	0	0	0	.000	0	0	1	0	.000	0	0	0-0	0	0	0	.000
Totals	.253	6	186	47	47	7	1	6	40	74	.388	42	16	55	6	.425	3	6	7-9	158	60	5	.978
Opponents	.285	6	207	25	59	8	0	1	22	70	.388	25	7	46	5	.381	0	2	6-8	153	44	0	.961

NEUTRAL PITCHING STATISTICS

{Neutral site games Sorted by Earned run avg}

Player	era	w-l	app	gs	mg	sho	sv	ip	h	r	er	bb	so	2b	3b	hr	hbp	wp	tp	bk	sh	sho
Blackner,Ty	0.82	1-0	2	2	0	0	0	11.0	12	3	1	3	6	1	0	0	.286	0	1	0	0	0
Knight,Austin	2.00	0-0	2	2	0	0	0	8.2	10	2	2	5	10	0	0	0	.294	0	3	0	0	0
Sedlitz,Connor	2.00	1-0	4	0	0	0	0	8.2	6	2	2	3	9	2	0	0	.188	0	0	1	0	0
Wiley,Logan	5.73	2-1	4	1	0	0	0	11.0	16	10	7	6	12	2	0	1	.333	6	1	0	0	1
Fransson,Jack	0.00	0-0	1	0	0	0	0	2.1	2	0	0	0	1	1	0	0	.250	0	0	0	0	0
Gibbs,Zach	0.00	0-0	1	0	0	0	0	1.0	1	0	0	1	0	0	0	0	.250	0	0	0	0	0
Lochner,Jack	0.00	1-0	1	0	0	0	0	0.1	0	0	0	0	0	0	0	0	.000	0	0	0	0	0
Schwarz,Davis	3.38	0-0	2	0	0	0	0	2.2	3	2	1	0	2	1	0	0	.273	1	0	0	0	0
McNider,Tyler	5.40	0-0	1	1	0	0	0	5.0	6	3	3	2	2	1	0	0	.353	0	2	0	0	1
Russell,Matt	11.57	0-0	3	0	0	0	1	2.1	3	3	3	5	3	0	0	0	.300	1	0	0	0	0
Totals	3.88	8-1	0	6	0	0	1	98.0	88	20	19	38	48	0	0	1	.280	8	7	1	0	3
Opponents	7.94	1-0	0	6	0	0	1	94.0	47	47	41	42	58	7	1	0	.288	7	10	4	3	0

MISSOURI STATE BASEBALL

Game 37 | MISSOURI STATE BEARS (25-11) at MISSOURI TIGERS (27-13) | April 24 | 6:30 p.m. | Columbia, Mo. | Taylor Stadium at Simmons Field (3,031) | KBFL AM/FM | SECN+

INDIVIDUAL GAME-BY-GAME BATTING (AB-R-H-RBI)

Opponent	Date	#41 Rieppel,M	#18 Drems,M	#23 Duffy,J	#41 Evers,J	#26 Falk,S	#17 Fitzpatrick,J	#4 Giles,J	#12 McGuire,M	#24 Miller,D	#32 Pacheco,J	#31 Ruff,L	#5 Shelton,K	#7 Stinebaugh,H	#45 Wickham	#1 Zimmerman
Texas Southern	Feb 16	---	4-0-0	4-2-1	5-1-1	---	---	3-1-2	---	2-1-1	4-0-0	8-1-0	---	4-1-1	3-1-2	3-1-0
Lamar	Feb 16	---	3-2-1	4-1-1	5-1-2	1-0-1	1-0-0	3-1-0	1-0-0	4-0-2	3-1-1	1-0-0	1-0-0	4-1-1	4-0-1	4-1-1
Lamar	Feb 17	---	2-0-0	3-0-0	4-0-0	1-0-0	1-0-0	3-0-0	---	3-0-0	3-0-0	Def	---	4-0-0	3-0-0	3-0-0
Texas Southern	Feb 18	---	0-0-0	3-0-1	3-0-0	1-1-0	3-0-1	1-2-0	---	4-0-0	4-1-2	1-1-0	---	2-0-1	5-1-1	1-0-0
Central Arizona	Feb 25	---	2-0-0	4-0-1	3-0-0	Def	1-0-0	2-0-0	---	4-0-0	2-0-0	Def	---	4-0-0	4-0-1	4-0-0
Central Arizona	Feb 26	---	4-1-0	4-0-1	3-1-0	---	---	4-0-0	---	4-0-2	5-1-1	8-1-0	---	4-1-1	3-0-0	3-0-0
Saint Joseph's	Mar 02	---	2-0-0	4-0-0	3-1-0	0-0-0	1-0-0	2-0-0	---	1-0-2	4-0-0	---	1-0-0	4-0-0	2-0-0	4-0-0
ECU	Mar 03	---	Def	4-1-1	5-2-1	5-1-0	---	3-0-2	---	4-0-2	4-1-0	2-0-0	0-0-0	4-1-2	5-0-1	---
Pepperdine	Mar 04	---	1-0-0	4-1-2	3-0-1	1-1-0	1-1-0	2-0-0	---	4-0-1	4-0-1	4-1-1	---	3-2-1	4-0-0	Def
Chadron State	Mar 07	---	2-0-0	3-1-0	5-2-2	---	3-0-0	4-1-0	---	4-1-1	5-1-0	3-1-1	---	8-1-4	3-0-0	2-0-1
Arizona State	Mar 09	1-0-0	3-2-3	4-1-1	4-3-0	1-0-0	---	3-1-0	---	3-0-1	4-0-0	3-0-0	Def	5-0-2	2-2-3	0-0-1
Arizona State	Mar 10	---	3-0-0	1-0-0	4-0-1	---	8-0-0	4-0-0	---	3-0-0	3-0-0	2-1-1	---	4-0-1	4-0-1	3-0-0
Arizona State	Mar 11	---	3-0-1	3-1-1	4-1-1	---	---	3-1-0	---	3-0-1	3-1-0	2-0-0	---	4-0-0	4-1-1	---
Cal Roberts	Mar 13	---	3-1-0	3-0-0	4-2-0	0-0-0	1-1-1	4-0-0	---	5-1-4	2-0-0	2-0-0	2-1-0	4-0-1	3-0-0	1-1-0
Iowa	Mar 14	---	2-1-1	4-0-1	4-1-2	---	---	5-0-1	---	4-1-0	4-1-0	5-1-1	---	3-2-1	5-0-1	---
Sidon Hall	Mar 17	1-0-0	1-0-0	3-2-1	3-1-1	1-1-2	1-0-0	---	---	3-3-1	4-2-0	1-0-0	3-1-2	4-1-0	3-0-2	3-0-0
Chadron State	Mar 17	---	2-0-0	4-1-3	4-0-1	---	1-0-1	4-0-1	---	3-0-0	5-0-1	2-0-0	---	4-1-0	4-0-1	---
Southwest Missouri	Mar 20	---	1-1-0	5-1-1	4-1-1	2-0-0	8-0-1	1-1-0	---	4-0-2	3-0-1	1-0-1	1-1-0	3-2-2	3-1-1	1-0-0
Missouri State	Mar 21	---	3-0-0	1-0-0	4-0-0	0-1-0	1-0-0	4-0-1	---	5-0-2	3-1-0	1-0-0	---	4-1-1	2-1-0	2-0-2
Cal State Northridge	Mar 23	---	4-0-1	4-0-1	4-1-1	---	3-0-0	3-0-1	---	4-0-0	3-1-0	Def	---	4-1-1	4-0-2	---
Cal State Northridge	Mar 24	---	3-1-0	4-0-0	3-1-0	---	---	4-1-2	---	4-1-2	3-1-0	Def	1-1-0	4-0-2	4-0-1	4-0-1
Cal State Northridge	Mar 25	---	3-1-0	4-0-1	5-2-2	---	1-0-1	3-1-0	---	3-1-0	4-0-1	Def	---	4-2-0	2-0-1	3-1-0
Kansas	Mar 27	1-0-0	2-0-0	5-1-0	4-1-2	1-0-0	3-1-0	Def	1-0-0	4-1-3	1-2-1	1-0-0	2-1-0	4-1-2	5-0-1	4-2-1
Indiana State	Mar 30	---	3-0-2	4-1-2	4-0-2	---	4-0-0	4-0-0	---	4-0-0	2-1-0	Def	---	4-1-2	3-1-0	---
Indiana State	Mar 30	---	5-2-1	4-0-0	5-0-0	---	1-0-0	0-1-0	---	5-0-0	3-1-1	1-0-0	5-1-0	4-0-2	5-1-1	3-0-0
Indiana State	Mar 31	---	3-1-0	3-0-1	3-0-0	---	2-0-0	---	---	2-0-0	4-1-1	8-0-0	4-0-0	5-1-2	3-1-0	2-0-0
Emacville	Apr 06	---	2-1-1	2-1-1	4-1-0	---	1-0-0	2-0-0	---	3-1-2	3-0-1	1-0-0	---	4-1-0	3-0-1	2-0-0
Emacville	Apr 07	---	3-0-2	4-1-0	5-2-1	4-0-1	2-0-0	---	---	5-1-1	3-0-1	1-0-1	---	4-2-1	5-2-2	---
Emacville	Apr 08	---	3-0-1	5-0-0	6-1-1	---	---	3-3-0	1-0-0	4-0-3	2-2-0	1-1-0	---	5-1-2	3-1-1	Def
Michigan	Apr 10	---	4-0-2	4-1-1	5-0-1	3-0-0	3-0-0	1-0-0	---	4-0-1	3-1-0	1-0-0	---	4-3-1	5-1-0	---
Dryden State	Apr 13	---	2-1-0	3-0-1	5-1-0	Def	Def	4-0-1	---	5-1-1	4-0-0	1-0-0	1-0-0	4-2-1	4-1-2	2-0-0
Dryden State	Apr 13	---	4-1-1	3-0-1	5-0-1	3-0-0	2-0-0	1-0-0	---	3-0-0	3-0-0	1-0-1	---	5-1-2	4-0-0	---
Arizona	Apr 17	---	5-1-1	2-1-2	5-0-0	4-0-1	---	---	---	5-2-0	3-0-0	4-1-2	---	2-1-1	4-0-0	---
Maricopa State	Apr 20	---	3-1-1	2-0-0	3-1-1	---	---	4-0-0	---	4-0-0	2-1-1	3-1-0	0-0-0	2-0-0	2-0-0	0-0-0
Maricopa State	Apr 21	---	4-0-1	4-0-1	4-1-1	---	---	4-0-1	---	3-2-4	3-0-1	3-1-0	---	4-2-1	4-0-1	---
Maricopa State	Apr 21	Def	4-1-1	3-0-1	5-2-2	1-0-0	8-0-0	Def	Def	3-2-3	4-0-1	3-2-1	4-3-0	4-2-1	5-0-0	2-0-0

MISSOURI STATE BASEBALL

Game 37 | MISSOURI STATE BEARS (25-11) at MISSOURI TIGERS (27-13) | April 24 | 6:30 p.m. | Columbia, Mo. | Taylor Stadium at Simmons Field (3,031) | KBFL AM/FM | SECN+

INDIVIDUAL GAME-BY-GAME BATTING (IP-H-R-ER-BB-SO)

Opponent	Date	#36 Buckner,T	#30 Colson,J	#16 Farmer,J	#40 Giles,Z	#29 Knight,A	#21 Lachner,J	#28 McNair,T	#33 Rivers,M	#13 Schmidt,D	#14 Stahler,C
Texas Southern	Feb 16	---	---	---	---	*3271124	---	---	10-180-12	---	413-1104
Lamar	Feb 16	---	*5031137	---	---	---	---	---	---	---	---
Lamar	Feb 17	*2156440	---	---	---	---	11-222-12	---	---	---	---
Texas Southern	Feb 18	---	---	---	---	---	---	*5063322	0108000	---	---
Central Arkansas	Feb 25	---	*10280313	---	---	---	---	---	0018000	---	---
Central Arkansas	Feb 25	*4221843	---	---	---	---	---	---	0211420	1120012	2010801
Saint Joseph's	Mar 02	---	---	---	---	*5831136	---	---	---	---	1200823
ECU	Mar 03	---	*7063348	---	---	---	---	---	1208002	---	---
Pepperdine	Mar 04	*5072812	---	---	---	---	81-80000	---	1023341	0221108	1221141
Chickama State	Mar 07	---	---	---	---	---	---	*4145129	---	---	1236631
Arkansas State	Mar 09	---	*7021166	1008000	1013021	---	---	---	---	---	---
Arkansas State	Mar 10	*6053326	---	0208000	---	---	---	---	---	---	---
Arkansas State	Mar 11	---	---	---	---	*5174422	---	---	---	0080018	3020806
Dan Roberts	Mar 13	---	---	---	---	---	1080021	*3242242	1012233	---	1006802
Iowa	Mar 14	---	---	---	---	---	---	---	---	---	1010801
Schen Hall	Mar 17	*6051124	---	---	1010018	---	---	---	---	2011002	---
Chickama State	Mar 17	---	*5264436	---	---	---	---	---	---	---	---
Southwest Missouri	Mar 20	---	---	---	---	*4244426	---	---	---	---	---
Missouri State	Mar 21	---	---	---	---	---	81-11000	*2243324	4118016	---	1200804
Cal State Northridge	Mar 23	---	*1042111	---	---	---	---	---	---	---	1020800
Cal State Northridge	Mar 24	*5230845	---	3118013	---	---	---	---	---	---	---
Cal State Northridge	Mar 25	---	---	---	---	---	---	---	---	---	---
Kansas	Mar 27	---	---	---	---	*7832244	1010011	---	1008001	1010002	---
Indiana State	Mar 30	---	*5243337	0208020	---	---	---	---	---	---	1210802
Indiana State	Mar 30	*5012147	---	---	---	---	---	---	0118000	1211101	3111123
Indiana State	Mar 31	---	---	---	---	---	4020011	---	---	---	---
Ferris State	Apr 06	---	*5066406	3018001	---	---	---	---	---	---	---
Ferris State	Apr 07	*5012244	---	---	---	---	---	---	4038001	---	---
Ferris State	Apr 08	---	---	---	---	---	---	---	---	1032101	1010800
Michigan	Apr 10	---	---	4143311	---	*3166443	---	---	0208000	---	---
Duques State	Apr 13	---	*3146646	---	2042218	---	---	1814432	2022212	---	---
Duques State	Apr 13	*127101042	---	---	---	---	2220014	---	---	3210038	1000802
Arkansas	Apr 17	---	---	0243300	---	*0113331	1080011	---	0233300	---	---
Marion State	Apr 20	---	*50622711	---	---	---	---	---	---	0280018	2100826
Marion State	Apr 21	---	---	---	1080008	---	81-80001	---	---	---	1100802
Marion State	Apr 21	---	---	---	---	---	---	---	*5843315	---	---
Opponent	Date	#25 Wiley,L	#27 Wheeler,M								
Texas Southern	Feb 16	---	---								
Lamar	Feb 16	2020001	---								
Lamar	Feb 17	---	4130082								
Texas Southern	Feb 18	3242203	---								
Central Arkansas	Feb 25	1111101	0800010								
Central Arkansas	Feb 25	81-80001	---								
Saint Joseph's	Mar 02	1166222	---								
ECU	Mar 03	---	0111111								
Pepperdine	Mar 04	81-10000	---								
Chickama State	Mar 07	2210004	0100020								
Arkansas State	Mar 09	---	---								
Arkansas State	Mar 10	2221116	0100081								
Arkansas State	Mar 11	---	---								
Dan Roberts	Mar 13	---	2151183								
Iowa	Mar 14	*5253347	---								
Schen Hall	Mar 17	---	---								
Chickama State	Mar 17	---	1100082								
Southwest Missouri	Mar 20	1121101	3820011								
Missouri State	Mar 21	1080000	---								
Cal State Northridge	Mar 23	---	---								
Cal State Northridge	Mar 24	---	---								
Cal State Northridge	Mar 25	*7052203	1800081								
Kansas	Mar 27	---	---								
Indiana State	Mar 30	---	---								
Indiana State	Mar 30	---	0200081								
Indiana State	Mar 31	*4066603	---								
Ferris State	Apr 06	---	---								
Ferris State	Apr 07	---	---								
Ferris State	Apr 08	*6030809	1842181								
Michigan	Apr 10	---	0210080								
Duques State	Apr 13	---	0233380								
Duques State	Apr 13	---	---								
Arkansas	Apr 17	3124123	2821011								
Marion State	Apr 20	---	---								
Marion State	Apr 21	*7153113	---								
Marion State	Apr 21	---	3810013								

MISSOURI STATE BASEBALL

Game 37 | MISSOURI STATE BEARS (25-11) at MISSOURI TIGERS (27-13) | April 24 | 6:30 p.m. | Columbia, Mo. | Taylor Stadium at Simmons Field (3,031) | KBFL AM/FM | SECN+

SEASON-CAREER BATTING-FIELDING STATISTICS

[illegible]

SEASON-CAREER PITCHING STATISTICS

[illegible]

MISSOURI STATE BASEBALL

Game 37 | MISSOURI STATE BEARS (25-11) at MISSOURI TIGERS (27-13) | April 24 | 6:30 p.m. | Columbia, Mo. | Taylor Stadium at Simmons Field (3,031) | KBFL AM/FM | SECN+

RETURNING LETTERWINNERS CAREER STATISTICS

Individual Career History

Brown, Matt

Year	avg	ggs	ab	r	b	2b	3b	hr	sh	b	avg%	bbs	bbp	so	gdp	stl%	st	ch	ch-act	pos	a	e	RAA
2017	.391	21-12	33	5	3	1	0	1	3	7	.212	12	6	25	0	.412	0	2	0-0	35	4	2	.952
2018	.245	35-33	98	24	24	5	0	5	23	48	.150	21	10	41	2	.420	2	1	0-0	13	44	6	.985
TOTAL	.296	57-45	131	29	27	7	0	7	26	55	.180	33	16	66	2	.416	2	3	0-0	49	48	8	.934

Colson, Dylan

Year	avg	ggs	ab	r	b	2b	3b	hr	sh	b	avg%	bbs	bbp	so	gdp	stl%	st	ch	ch-act	pos	a	e	RAA
2016	.000	8-0	0	0	0	0	0	0	0	0	.000	0	0	0	0	.000	0	0	0-0	7	11	1	.947
2017	.000	8-0	0	0	0	0	0	0	0	0	.000	0	0	0	0	.000	0	0	0-0	5	7	2	.967
2018	.000	8-0	0	0	0	0	0	0	0	0	.000	0	0	0	0	.000	0	0	0-0	5	8	0	1.000
TOTAL	.000	8-0	0	0	0	0	0	0	0	0	.000	0	0	0	0	.000	0	0	0-0	19	26	3	.936

Year	era	w-l	app	gs	avg	sh%	sv	ip	b	r	er	bbs	so	2b	3b	hr	W	loss	avg	bbp	bbs	ch	ch%
2016	4.98	5-4	15	14	0	0.0	0	72.1	73	48	40	49	82	15	2	1	339	265	4	7	2	2	5
2017	4.08	8-3	18	15	1	0.2	0	92.1	85	57	53	50	185	18	3	10	438	229	17	11	0	3	3
2018	3.48	6-2	10	10	0	0.0	0	64.2	42	27	25	33	79	5	0	5	265	185	9	4	0	0	5
TOTAL	4.48	20-9	43	40	1	0.2	0	236.1	200	132	118	132	267	40	5	16	1042	580	30	22	2	5	14

Duffy, Jack

Year	avg	ggs	ab	r	b	2b	3b	hr	sh	b	avg%	bbs	bbp	so	gdp	stl%	st	ch	ch-act	pos	a	e	RAA
2017	.222	58-45	138	21	35	8	1	0	17	45	.285	25	5	42	2	.344	1	0	7-8	88	0	2	.978
2018	.270	35-33	125	18	34	8	1	1	15	47	.373	10	5	27	2	.348	0	3	0-0	67	4	1	.985
TOTAL	.243	94-78	264	39	69	16	2	1	33	92	.324	35	10	69	4	.345	1	3	7-8	155	4	3	.981

Blumen, Jeremy

Year	avg	ggs	ab	r	b	2b	3b	hr	sh	b	avg%	bbs	bbp	so	gdp	stl%	st	ch	ch-act	pos	a	e	RAA
2016	.296	58-58	230	45	88	13	4	9	48	116	.584	12	3	67	4	.335	2	2	5-6	83	163	21	.915
2017	.319	63-63	243	67	75	15	2	23	88	164	.675	41	12	61	7	.431	3	2	17-19	74	178	10	.962
2018	.315	35-35	149	34	47	15	2	5	32	84	.584	18	5	33	4	.407	0	0	18-20	55	85	8	.946
TOTAL	.307	156-156	622	146	210	43	8	37	168	364	.585	71	20	161	15	.383	5	4	41-45	192	426	39	.941

Ferguson, Jake

Year	avg	ggs	ab	r	b	2b	3b	hr	sh	b	avg%	bbs	bbp	so	gdp	stl%	st	ch	ch-act	pos	a	e	RAA
2016	.000	8-0	0	0	0	0	0	0	0	0	.000	0	0	0	0	.000	0	0	0-0	4	9	0	1.000
2017	.000	8-0	0	0	0	0	0	0	0	0	.000	0	0	0	0	.000	0	0	0-0	3	9	1	.923
2018	.000	8-0	0	0	0	0	0	0	0	0	.000	0	0	0	0	.000	0	0	0-0	2	3	0	1.000
TOTAL	.000	8-0	0	0	0	0	0	0	0	0	.000	0	0	0	0	.000	0	0	0-0	9	21	1	.958

Year	era	w-l	app	gs	avg	sh%	sv	ip	b	r	er	bbs	so	2b	3b	hr	W	loss	avg	bbp	bbs	ch	ch%
2016	3.71	5-2	24	4	0	0.0	1	70.1	64	30	29	19	74	13	3	2	380	267	4	13	1	5	4
2017	2.25	8-3	37	0	0	0.3	3	75.8	45	24	19	18	85	8	1	5	288	170	9	7	0	1	1
2018	3.38	2-2	8	0	0	0.1	1	16.8	12	5	5	4	5	3	1	1	64	218	1	3	1	0	2
TOTAL	2.99	15-7	69	4	0	0.4	5	162.1	122	60	54	41	163	24	5	9	652	655	14	23	2	6	7

Grove, Logan

Year	avg	ggs	ab	r	b	2b	3b	hr	sh	b	avg%	bbs	bbp	so	gdp	stl%	st	ch	ch-act	pos	a	e	RAA
2017	.298	34-25	64	29	13	3	0	1	10	25	.287	18	8	24	0	.429	1	5	3-4	182	35	3	.985
2018	.190	31-27	84	17	15	3	0	0	5	25	.225	9	4	33	1	.299	0	5	1-2	220	33	3	.988
TOTAL	.196	65-52	148	37	29	5	0	1	15	38	.257	27	12	57	1	.362	1	11	4-6	382	68	6	.987

MISSOURI STATE BASEBALL

Game 37 | MISSOURI STATE BEARS (25-11) at MISSOURI TIGERS (27-13) | April 24 | 6:30 p.m. | Columbia, Mo. | Taylor Stadium at Simmons Field (3,031) | KBFL AM/FM | SECN+

RETURNING LETTERWINNERS CAREER STATISTICS

Individual Career History

Knight, Justin

Year	avg	ggs-gs	ab	r	b	2b	3b	hr	sh	b	slg%	bb	bbp	so	gdp	stl%	st	sb	stl%	pos	w	c	Rate
2015	.300	8-0	0	0	0	0	0	0	0	0	.000	0	0	0	0	.000	0	0	0-0	1	0	0	1.000
2016	.300	8-0	0	0	0	0	0	0	0	0	.000	0	0	0	0	.000	0	0	0-0	1	5	0	1.000
2017	.300	8-0	0	0	0	0	0	0	0	0	.000	0	0	0	0	.000	0	0	0-0	5	8	0	1.000
2018	.300	8-0	0	0	0	0	0	0	0	0	.000	0	0	0	0	.000	0	0	0-0	1	4	1	.333
TOTAL	.300	8-0	0	0	0	0	0	0	0	0	.000	0	0	0	0	.000	0	0	0-0	8	18	1	.563

Year	era	w-l	apps	gs	avg	stl%	so	ip	b	r	er	bb	so	2b	3b	hr	st	hang	avg	bbp	stl	stl%	stl%
2015	18.00	0-0	2	0	0	.00	0	1.2	2	2	2	2	0	0	0	0	10	.333	0	1	0	1	0
2016	5.33	5-2	15	9	0	.00	1	52.1	47	34	31	22	41	17	1	3	284	.262	2	4	1	2	2
2017	3.97	3-2	15	8	0	.01	0	59.8	54	29	26	26	41	12	0	3	256	.256	10	6	2	6	7
2018	5.63	1-0	7	7	0	.00	0	29.1	30	20	19	20	26	6	0	3	141	.270	4	8	0	0	2
TOTAL	4.93	5-4	39	24	0	.01	1	142.1	133	85	78	70	108	35	1	9	631	.255	16	19	3	9	11

Lockner, Jake

Year	avg	ggs-gs	ab	r	b	2b	3b	hr	sh	b	slg%	bb	bbp	so	gdp	stl%	st	sb	stl%	pos	w	c	Rate
2016	.300	8-0	0	0	0	0	0	0	0	0	.000	0	0	0	0	.000	0	0	0-0	0	2	0	1.000
2017	.300	8-0	0	0	0	0	0	0	0	0	.000	0	0	0	0	.000	0	0	0-0	0	3	0	1.000
2018	.300	8-0	0	0	0	0	0	0	0	0	.000	0	0	0	0	.000	0	0	0-0	0	2	0	1.000
TOTAL	.300	8-0	0	0	0	0	0	0	0	0	.000	0	0	0	0	.000	0	0	0-0	0	7	0	1.000

Year	era	w-l	apps	gs	avg	stl%	so	ip	b	r	er	bb	so	2b	3b	hr	st	hang	avg	bbp	stl	stl%	stl%
2016	5.58	1-0	14	2	0	.00	0	19.1	16	17	12	25	15	2	0	0	97	.289	3	1	0	0	0
2017	4.97	1-0	13	0	0	.02	0	12.2	12	8	7	8	13	1	1	2	59	.240	2	1	0	0	0
2018	1.50	1-0	9	0	0	.00	0	12.8	8	3	2	7	11	3	0	1	49	.195	0	0	0	0	1
TOTAL	4.36	3-0	36	2	0	.02	0	44.8	36	28	21	40	39	6	1	3	205	.234	5	2	0	0	1

McMister, Tyler

Year	avg	ggs-gs	ab	r	b	2b	3b	hr	sh	b	slg%	bb	bbp	so	gdp	stl%	st	sb	stl%	pos	w	c	Rate
2017	.300	8-0	0	0	0	0	0	0	0	0	.000	0	0	0	0	.000	0	0	0-0	0	1	0	1.000
2018	.300	8-0	0	0	0	0	0	0	0	0	.000	0	0	0	0	.000	0	0	0-0	1	4	0	1.000
TOTAL	.300	8-0	0	0	0	0	0	0	0	0	.000	0	0	0	0	.000	0	0	0-0	1	5	0	1.000

Year	era	w-l	apps	gs	avg	stl%	so	ip	b	r	er	bb	so	2b	3b	hr	st	hang	avg	bbp	stl	stl%	stl%
2017	9.31	0-1	10	1	0	.01	0	9.2	16	16	10	13	11	6	0	0	82	.364	3	3	0	0	2
2018	7.02	0-0	5	4	0	.00	0	16.2	19	17	13	13	19	4	0	4	84	.292	0	4	0	0	2
TOTAL	7.86	0-1	15	5	0	.01	0	25.1	35	33	23	26	30	10	0	4	146	.321	3	7	0	0	4

Miller, Drew

Year	avg	ggs-gs	ab	r	b	2b	3b	hr	sh	b	slg%	bb	bbp	so	gdp	stl%	st	sb	stl%	pos	w	c	Rate
2017	.224	51-42	174	15	39	7	0	1	29	48	.282	13	2	42	2	.281	3	1	3-4	342	46	6	.585
2018	.341	36-36	132	19	45	7	2	4	44	88	.515	23	1	23	3	.431	4	0	3-4	72	8	1	.586
TOTAL	.275	87-78	306	34	84	14	2	5	73	117	.382	36	3	65	10	.349	7	1	6-8	414	54	7	.585

MISSOURI STATE BASEBALL

Game 37 | MISSOURI STATE BEARS (25-11) at MISSOURI TIGERS (27-13) | April 24 | 6:30 p.m. | Columbia, Mo. | Taylor Stadium at Simmons Field (3,031) | KBFL AM/FM | SECN+

RETURNING LETTERWINNERS CAREER STATISTICS

Individual Career History

Moore, Alex

Year	avg	ggs-gs	ab	r	b	2b	3b	hr	sh	b	slg%	bb	kpp	so	gdp	stl%	st	ch	stl:st	pos	s	c	Rate
2017	.000	0-0	0	0	0	0	0	0	0	0	.000	0	0	0	0	.000	0	0	0-0	1	2	0	1.000
TOTAL	.000	0-0	0	0	0	0	0	0	0	0	.000	0	0	0	0	.000	0	0	0-0	1	2	0	1.000

Year	era	w-l	ggs	gs	avg	stl%	so	ip	b	r	er	bb	so	2b	3b	hr	st	ch	stl:st	avg	kpp	bb	ch	stl
2017	2.61	0-0	10	0	0	0.0	0	10.1	11	5	3	5	7	0	0	0	49	256	3	1	2	0	0	
TOTAL	2.61	0-0	10	0	0	0.0	0	10.1	11	5	3	5	7	0	0	0	49	256	3	1	2	0	0	

Priskens, John

Year	avg	ggs-gs	ab	r	b	2b	3b	hr	sh	b	slg%	bb	kpp	so	gdp	stl%	st	ch	stl:st	pos	s	c	Rate
2017	.236	37-24	81	17	19	1	0	0	8	20	.347	16	1	22	1	.384	1	4	2-3	39	51	2	.978
2018	.236	36-36	119	27	26	4	1	0	15	34	.386	29	3	28	0	.395	1	2	10-11	53	91	4	.973
TOTAL	.236	73-60	200	44	47	5	1	0	23	54	.370	45	4	51	1	.382	2	6	12-14	92	142	6	.975

Ruff, Landon

Year	avg	ggs-gs	ab	r	b	2b	3b	hr	sh	b	slg%	bb	kpp	so	gdp	stl%	st	ch	stl:st	pos	s	c	Rate
2015	.000	19-0	1	4	0	0	0	0	0	0	.000	0	0	1	0	.000	0	0	0-0	0	0	0	.000
2016	.222	20-0	9	6	2	1	0	0	0	3	.333	0	0	0	1	.222	0	0	0-0	4	0	0	1.000
2017	.280	48-12	50	17	14	3	1	1	10	22	.440	7	3	15	1	.283	1	3	2-2	26	1	0	1.000
2018	.176	35-18	51	15	9	1	1	3	11	21	.412	11	4	20	1	.258	1	3	1-2	41	2	1	.977
TOTAL	.226	114-31	111	44	26	5	2	4	21	46	.414	18	7	36	3	.282	2	6	3-4	73	3	1	.987

Shank, Ryan

Year	avg	ggs-gs	ab	r	b	2b	3b	hr	sh	b	slg%	bb	kpp	so	gdp	stl%	st	ch	stl:st	pos	s	c	Rate
2017	.206	32-8	39	3	8	2	0	1	10	13	.333	6	1	10	0	.219	1	1	0-0	2	1	0	1.000
2018	.320	14-4	25	6	8	3	0	0	2	11	.440	7	2	6	1	.500	0	0	2-2	3	1	0	1.000
TOTAL	.260	46-12	64	9	16	5	0	1	12	24	.375	13	3	16	1	.385	1	1	2-2	5	2	0	1.000

Shinnetsz, Hunter

Year	avg	ggs-gs	ab	r	b	2b	3b	hr	sh	b	slg%	bb	kpp	so	gdp	stl%	st	ch	stl:st	pos	s	c	Rate
2016	.376	58-58	247	57	78	14	7	1	27	108	.441	39	5	34	4	.418	1	2	14-15	126	1	2	.994
2017	.300	62-62	263	60	76	11	0	7	42	108	.427	45	7	58	2	.414	4	4	10-12	135	3	4	.972
2018	.298	36-36	141	35	42	8	2	2	27	80	.426	22	4	35	0	.402	2	3	8-8	79	1	1	.986
TOTAL	.306	157-157	641	152	196	33	9	10	96	277	.432	106	16	128	6	.413	7	9	32-35	340	5	7	.980

Winkelman, Ben

Year	avg	ggs-gs	ab	r	b	2b	3b	hr	sh	b	slg%	bb	kpp	so	gdp	stl%	st	ch	stl:st	pos	s	c	Rate
2017	.050	15-2	20	1	1	0	0	0	1	1	.050	4	0	7	0	.206	0	0	0-0	2	0	0	1.000
2018	.290	36-36	131	18	34	3	0	5	21	52	.387	20	4	30	1	.389	2	0	5-6	304	19	3	.991
TOTAL	.232	51-38	151	19	35	3	0	5	22	53	.351	24	4	37	1	.348	2	0	5-6	306	19	3	.991

MISSOURI STATE BASEBALL

Game 37 | MISSOURI STATE BEARS (25-11) at MISSOURI TIGERS (27-13) | April 24 | 6:30 p.m. | Columbia, Mo. | Taylor Stadium at Simmons Field (3,031) | KBFL AM/FM | SECN+

RETURNING LETTERWINNERS CAREER STATISTICS

Individual Career History

Winterspoon, Mike

Year	avg	ggs	ab	r	h	2b	3b	hr	sh	bb	slg%	lob	ltp	cs	gdp	stl%	st	sh	stl%	gpa	st	cs	stl%
2017	.000	0-0	0	0	0	0	0	0	0	0	.000	0	0	0	0	.000	0	0	0-0	0	7	0	1.000
2018	.000	0-0	0	0	0	0	0	0	0	0	.000	0	0	0	0	.000	0	0	0-0	0	2	0	1.000
TOTAL	.000	0-0	0	0	0	0	0	0	0	0	.000	0	0	0	0	.000	0	0	0-0	0	9	0	1.000

Year	era	wp-l	apps	ggs	ip	abs	wp	ip	h	r	er	lob	wp	2b	3b	hr	st	ltp	wp	ltp	st	stl	stl%
2017	4.29	4-3	15	5	0	01	0	42.0	43	21	20	15	40	8	0	4	181	270	4	2	1	2	3
2018	2.57	1-0	15	0	0	00	0	21.0	22	8	6	7	17	5	0	2	96	272	2	2	0	1	3
TOTAL	3.71	5-3	30	5	0	01	0	63.0	65	29	26	22	57	13	0	6	285	271	6	4	1	3	6

MISSOURI STATE BASEBALL

Game 37 | MISSOURI STATE BEARS (25-11) at MISSOURI TIGERS (27-13) | April 24 | 6:30 p.m. | Columbia, Mo. | Taylor Stadium at Simmons Field (3,031) | KBFL AM/FM | SECN+

GAME-BY-GAME LINEUPS

Date	Opponent	1st	2nd	3rd	4th	5th	6th	7th	8th	9th
Feb. 16	vs. Texas Southern	Privitera	Steinmetz	Eierman	Zimmerman	Millas	Whetstone	Geha	Brown	Duffy
Feb. 16	at Lamar	Privitera	Steinmetz	Eierman	Millas	Zimmerman	Whetstone	Geha	Duffy	Brown
Feb. 17	at Lamar	Privitera	Steinmetz	Eierman	Zimmerman	Millas	Geha	Duffy	Whetstone	Brown
Feb. 18	vs. Texas Southern	Privitera	Steinmetz	Eierman	Whetstone	Millas	Duffy	Fitzpatrick	Geha	Faith
Feb. 25	at Central Arkansas	Privitera	Steinmetz	Eierman	Whetstone	Millas	Zimmerman	Duffy	Geha	Brown
Feb. 25	at Central Arkansas	Privitera	Steinmetz	Eierman	Whetstone	Millas	Zimmerman	Duffy	Geha	Brown
March 2	vs. St. Joseph's	Privitera	Steinmetz	Eierman	Whetstone	Millas	Duffy	Zimmerman	Geha	Brown
March 3	at ECU	Privitera	Eierman	Millas	Whetstone	Faith	Steinmetz	Duffy	Geha	Ruff
March 4	vs. Pepperdine	Privitera	Eierman	Millas	Whetstone	Steinmetz	Geha	Duffy	Brown	Ruff
March 7	Oklahoma State	Privitera	Eierman	Millas	Duffy	Steinmetz	Whetstone	Fitzpatrick	Geha	Ruff
March 9	Arkansas State	Privitera	Eierman	Millas	Steinmetz	Duffy	Whetstone	Geha	Brown	Ruff
March 10	Arkansas State	Privitera	Eierman	Millas	Zimmerman	Whetstone	Steinmetz	Geha	Brown	Ruff
March 11	Arkansas State	Privitera	Eierman	Millas	Whetstone	Steinmetz	Geha	Duffy	Brown	Ruff
March 13	Oral Roberts	Privitera	Eierman	Millas	Whetstone	Steinmetz	Geha	Brown	Duffy	Ruff
March 14	vs. Iowa	Privitera	Eierman	Millas	Whetstone	Steinmetz	Brown	Duffy	Geha	Ruff
March 17	vs. Seton Hall	Privitera	Eierman	Millas	Whetstone	Steinmetz	Duffy	Brown	Millas	Zimmerman
March 17	at Oklahoma State	Privitera	Eierman	Millas	Whetstone	Brown	Steinmetz	Geha	Duffy	Ruff
March 20	Southeast Missouri	Privitera	Eierman	Millas	Whetstone	Brown	Duffy	Steinmetz	Faith	Ruff
March 21	Murray State	Steinmetz	Eierman	Millas	Whetstone	Duffy	Brown	Fitzpatrick	Geha	Privitera
March 23	CSUN	Steinmetz	Eierman	Millas	Whetstone	Duffy	Brown	Fitzpatrick	Geha	Privitera
March 24	CSUN	Steinmetz	Eierman	Millas	Zimmerman	Skalnik	Whetstone	Brown	Duffy	Privitera
March 25	CSUN	Steinmetz	Eierman	Millas	Whetstone	Duffy	Zimmerman	Brown	Geha	Privitera
March 27	at Kansas	Steinmetz	Eierman	Millas	Whetstone	Duffy	Zimmerman	Fitzpatrick	Brown	Privitera
March 30	at Indiana State	Steinmetz	Eierman	Millas	Whetstone	Fitzpatrick	Duffy	Brown	Geha	Privitera
March 30	at Indiana State	Steinmetz	Eierman	Millas	Zimmerman	Skalnik	Brown	Whetstone	Duffy	Privitera
March 31	at Indiana State	Steinmetz	Eierman	Millas	Zimmerman	Skalnik	Brown	Whetstone	Ruff	Privitera
April 6	Evansville	Steinmetz	Eierman	Millas	Whetstone	Zimmerman	Brown	Duffy	Geha	Privitera
April 7	Evansville	Steinmetz	Eierman	Millas	Whetstone	Duffy	Brown	Faith	Fitzpatrick	Privitera
April 8	Evansville	Steinmetz	Eierman	Millas	Whetstone	Brown	Duffy	Geha	Ruff	Privitera
April 10	Missouri	Steinmetz	Eierman	Millas	Brown	Whetstone	Geha	Duffy	Ruff	Privitera
April 13	Oregon State	Steinmetz	Eierman	Millas	Whetstone	Brown	Duffy	Geha	Ruff	Privitera
April 14	Oregon State	Steinmetz	Eierman	Millas	Whetstone	Brown	Duffy	Geha	Ruff	Privitera
April 17	at Arkansas	Steinmetz	Eierman	Millas	Whetstone	Brown	Duffy	Ruff	Faith	Privitera
April 20	Illinois State	Steinmetz	Eierman	Millas	Brown	Whetstone	Geha	Ruff	Duffy	Privitera
April 21	Illinois State	Steinmetz	Eierman	Millas	Whetstone	Brown	Duffy	Privitera	Ruff	Geha
April 22	Illinois State	Steinmetz	Eierman	Millas	Brown	Whetstone	Skalnik	Zimmerman	Ruff	Privitera
April 24	at Missouri									
April 27	at Bradley									
April 28	at Bradley									
April 29	at Bradley									
May 2	Kansas									
May 4	at Valparaiso									
May 5	at Valparaiso									
May 6	at Valparaiso									
May 11	Southern Illinois									
May 12	Southern Illinois									
May 13	Southern Illinois									
May 17	at DBU									
May 18	at DBU									
May 19	at DBU									

Bold indicates home game

MISSOURI STATE BASEBALL

Game 37 | MISSOURI STATE BEARS (25-11) at MISSOURI TIGERS (27-13) | April 24 | 6:30 p.m. | Columbia, Mo. | Taylor Stadium at Simmons Field (3,031) | KBFL AM/FM | SECN+

GAME-BY-GAME DEFENSIVE LINEUPS

Date	Opponent	P	C	1B	2B	3B	SS	LF	CF	RF	DH
Feb. 16	vs. Texas Southern	Knight	Geha	Whetstone	Privitera	Brown	Eierman	Zimmerman	Steinmetz	Duffy	Millas
Feb. 16	at Lamar	Coleman	Geha	Whetstone	Privitera	Brown	Eierman	Zimmerman	Steinmetz	Duffy	Millas
Feb. 17	at Lamar	Buckner	Geha	Whetstone	Privitera	Brown	Eierman	Zimmerman	Steinmetz	Duffy	Millas
Feb. 18	vs. Texas Southern	McAlister	Geha	Whetstone	Privitera	Faith	Eierman	Fitzpatrick	Steinmetz	Duffy	Millas
Feb. 25	at Central Arkansas	Coleman	Geha	Whetstone	Privitera	Brown	Eierman	Zimmerman	Steinmetz	Duffy	Millas
Feb. 25	at Central Arkansas	Buckner	Geha	Whetstone	Privitera	Brown	Eierman	Zimmerman	Steinmetz	Duffy	Millas
March 2	vs. St. Joseph's	Knight	Geha	Whetstone	Privitera	Brown	Eierman	Zimmerman	Steinmetz	Duffy	Millas
March 3	at ECU	Coleman	Geha	Whetstone	Privitera	Faith	Eierman	Ruff	Steinmetz	Duffy	Millas
March 4	vs. Pepperdine	Buckner	Geha	Whetstone	Privitera	Brown	Eierman	Ruff	Steinmetz	Duffy	Millas
March 7	Oklahoma State	McAlister	Geha	Whetstone	Privitera	Fitzpatrick	Eierman	Ruff	Steinmetz	Duffy	Millas
March 9	Arkansas State	Coleman	Geha	Whetstone	Privitera	Brown	Eierman	Ruff	Steinmetz	Duffy	Millas
March 10	Arkansas State	Buckner	Geha	Whetstone	Privitera	Brown	Eierman	Ruff	Steinmetz	Zimmerman	Millas
March 11	Arkansas State	Knight	Geha	Whetstone	Privitera	Brown	Eierman	Ruff	Steinmetz	Duffy	Millas
March 13	Oral Roberts	McAlister	Geha	Whetstone	Privitera	Brown	Eierman	Ruff	Steinmetz	Duffy	Millas
March 14	vs. Iowa	Wiley	Geha	Whetstone	Privitera	Brown	Eierman	Ruff	Steinmetz	Duffy	Millas
March 17	vs. Seton Hall	Buckner	Millas	Whetstone	Privitera	Brown	Eierman	Zimmerman	Steinmetz	Duffy	Fitzpatrick
March 17	at Oklahoma State	Coleman	Geha	Whetstone	Privitera	Brown	Eierman	Ruff	Steinmetz	Duffy	Millas
March 20	Southeast Missouri	Knight	Millas	Whetstone	Privitera	Brown	Eierman	Ruff	Steinmetz	Duffy	Faith
March 21	Murray State	McAlister	Geha	Whetstone	Privitera	Brown	Eierman	Fitzpatrick	Steinmetz	Duffy	Millas
March 23	CSUN	Coleman	Geha	Whetstone	Privitera	Brown	Eierman	Fitzpatrick	Steinmetz	Duffy	Millas
March 24	CSUN	Buckner	Millas	Whetstone	Privitera	Brown	Eierman	Zimmerman	Steinmetz	Duffy	Skalnik
March 25	CSUN	Wiley	Geha	Whetstone	Privitera	Brown	Eierman	Zimmerman	Steinmetz	Duffy	Millas
March 27	at Kansas	Knight	Millas	Whetstone	Privitera	Brown	Eierman	Zimmerman	Steinmetz	Duffy	Fitzpatrick
March 30	at Indiana State	Coleman	Geha	Whetstone	Privitera	Brown	Eierman	Fitzpatrick	Steinmetz	Duffy	Millas
March 30	at Indiana State	Buckner	Millas	Whetstone	Privitera	Brown	Eierman	Zimmerman	Steinmetz	Duffy	Skalnik
March 31	at Indiana State	Wiley	Millas	Whetstone	Privitera	Brown	Eierman	Zimmerman	Steinmetz	Ruff	Skalnik
April 6	Evansville	Coleman	Geha	Whetstone	Privitera	Brown	Eierman	Zimmerman	Steinmetz	Duffy	Millas
April 7	Evansville	Buckner	Millas	Whetstone	Privitera	Brown	Eierman	Fitzpatrick	Steinmetz	Duffy	Faith
April 8	Evansville	Wiley	Geha	Whetstone	Privitera	Brown	Eierman	Ruff	Steinmetz	Duffy	Millas
April 10	Missouri	Knight	Millas	Whetstone	Privitera	Brown	Eierman	Ruff	Steinmetz	Duffy	Geha
April 13	Oregon State	Coleman	Geha	Whetstone	Privitera	Brown	Eierman	Ruff	Steinmetz	Duffy	Millas
April 14	Oregon State	Buckner	Millas	Whetstone	Privitera	Brown	Eierman	Ruff	Steinmetz	Duffy	Geha
April 17	at Arkansas	Knight	Millas	Whetstone	Privitera	Brown	Eierman	Ruff	Steinmetz	Duffy	Faith
April 20	Illinois State	Coleman	Geha	Whetstone	Privitera	Brown	Eierman	Ruff	Steinmetz	Duffy	Millas
April 21	Illinois State	Wiley	Geha	Whetstone	Privitera	Brown	Eierman	Ruff	Steinmetz	Duffy	Millas
April 22	Illinois State	Russell	Millas	Whetstone	Privitera	Brown	Eierman	Ruff	Steinmetz	Zimmerman	Skalnik
April 24	at Missouri										
April 27	at Bradley										
April 28	at Bradley										
April 29	at Bradley										
May 2	Kansas										
May 4	at Valparaiso										
May 5	at Valparaiso										
May 6	at Valparaiso										
May 11	Southern Illinois										
May 12	Southern Illinois										
May 13	Southern Illinois										
May 17	at DBU										
May 18	at DBU										
May 19	at DBU										

Bold indicates home game

MISSOURI STATE BASEBALL

Game 37 | MISSOURI STATE BEARS (25-11) at MISSOURI TIGERS (27-13) | April 24 | 6:30 p.m. | Columbia, Mo. | Taylor Stadium at Simmons Field (3,031) | KBFL AM/FM | SECN+

MISSOURI STATE RECORDS SUMMARY

Individual Batting

Games Played

Season: 66, Dant'e Brinkley, Adam Pummill, Brooks Colvin, Shaun Marcum, Rick Wilson, 2003
Career: 236, Matt Gardner, 1999-02

At-Bats

Game: 8, Earnie Johnson, Pat Kelly and Mark Neff, 5/1/88 vs. ORU;
Ryan Gotcher and Chris Taylor, 4/6/04 vs. Arkansas; Adam Pummill, 2/25/06 vs. UNC Greensboro
Season: 278, Dant'e Brinkley, 2003
Career: 972, Matt Gardner, 1999-02

Runs

Game: 6, Bobby McCulloch, 5/6/75 vs. SIU Edwardsville; Larry Doss, 5/9/87 vs. Eastern Illinois and Lance Burkhardt, 3/6/97 vs. Missouri Baptist
Season: 90, Matt Cepicky, 1999
Career: 243, Matt Gardner, 1999-02

Hits

Game: 7, Greg Resz, 3/5/91 vs. Lincoln
Season: 96, Steve Hacker and Dave Slemmer, 1995; Dant'e Brinkley, 2003
Career: 316, Matt Gardner, 1999-02

Singles

Game: 5, Jim Schaefer, 5/27/78 vs. Eastern Illinois; Keith Champion, 5/11/81 vs. Central Missouri; Greg Resz, 3/5/91 vs. Lincoln; Todd DeBrynn, 5/3/92 vs. UNI; Alex Manary, 3/22/94 vs. Minnesota
Season: 76, Bill Mueller, 1991
Career: 241, Kevin Medrano, 2009-12

Doubles

Game: 3, on 22 occasions, last time by Justin Paulsen, 4/29/17 at Evansville
Season: 26, Steve Meyer, 1986
Career: 67, Brayden Drake, 2006-09

Triples

Game: 3, Ken Brown, 4/8/66 vs. Missouri S&T
Season: 12, Dant'e Brinkley, 2001
Career: 20, Mark Garrett, 1979-82

Home Runs

Game: 4, John Knott, 5/2/92 vs. UNI
Season: 37, Steve Hacker, 1995
Career: 63, Jason Hart, 1996-98

Runs Batted-In

Game: 11, John Knott, 5/2/92 vs. UNI
Season: 100, Matt Cepicky, 1999
Career: 203, Jason Hart, 1996-98

Batting Average

Season: .442, J. D. Warner, 1983
Career: .426, J. D. Warner, 1982-83
Career (4 years): .376, Bill Mueller, 1990-93

Consecutive Games Hitting Safely

30, Brayden Drake, 4/27/08-3/25/09

Total Bases

Game: 17, John Knott, 5/2/92 vs. UNI
Season: 225, Steve Hacker, 1995
Career: 506, Jason Hart, 1996-98

Extra-Base Hits

Game: 5, Larry Doss, 5/9/87 vs. Eastern Illinois
Season: 55, Steve Hacker, 1995
Career: 116, Jason Hart, 1996-98

Slugging Average

Season: .957, Steve Hacker, 1995
Career: .725, Jason Hart, 1996-98

Hit By Pitch

Game: 3, Jud Kindle, 2/20/04 vs. Little Rock
Ryan Mantle, 2/22/08 vs. DBU; Brayden Drake, 5/11/08 vs. Middle Tennessee
Season: 23, Jeremy Isenhower, 2002
Career: 41, Ben Carlson, 2007-09

Walks

Game: 5, Cory Krueger, 3/15/91 vs. Austin Peay; Steve Hacker, 4/23/95 vs. UNI; and Lance Burkhardt, 2/14/97 vs. Nevada
Season: 55, Dylan Becker, 2015
Career: 154, Bill Mueller, 1990-93

Strikeouts

Game: 5, Greg Mathis, 5/1/01 vs. Missouri; Tyler Ryun, 2/26/10 at UTA
Season: 74, Ryan Howard, 2001
Career: 207, Nick Kays, 1997-00

On-Base Percentage

Season: .563, Dan Iseminger, 1983
Career: .493, Rick Clarkston, 1983-84

Sacrifice Hits

Game: 3, Joey Hawkins, 5/22/14 vs. Bradley; Ken Watkins, 5/23/69 vs. Minnesota State
Season: 29, Joey Hawkins, 2015
Career: 62, Joey Hawkins, 2012-15

Sacrifice Flies

Game: 2, held by many players
Season: 9, Brooks Colvin, 2003
Career: 17, Brooks Colvin, 2001-04

Stolen Bases

Game: 4, Larry Doss, 3/6/86 vs. Evangel; Greg Brewer, 4/15/86 vs. Evangel
Season: 30, Greg Brewer, 1986
Career: 69, Dant'e Brinkley, 2000-03

Game-Winning RBI

Season: 13, Steve Meyer, 1986; Steve Hacker, 1995
Career: 23, Steve Hacker, 1993-95

Individual Fielding

Putouts

Game: 19, Tom Hodge, 3/23/67 vs. Oklahoma Christian; Tim Rafferty, 2/25/06 vs. UNC Greensboro; Connor Smith, 3/29/14 vs. Southern Illinois
Season: 545, Justin Paulsen, 2015
Career: 1,588, Justin Paulsen, 2015-17

Assists

Game: 10, Curt Courtwright, 5/10/09 at Creighton
Season: 192, Joey Hawkins, 2015
Career: 656, Chris Curry, 1995-98

Errors

Game: 4, set on 5 occasions, last time by Jon Hale, 3/3/96 vs. ORU
Season: 30, Brooks Colvin, 2001
Career: 73, Brooks Colvin, 2001-04

Total Chances

Game: 21, Brian Mahaffey, 5/1/88 vs. ORU
Season: 601, Jason Hart, 1997
Career: 1,703, Justin Paulsen, 2015-17

Double Plays

Game: 5, Ryan Howard, 3/30/99 vs. SE Missouri
Season: 60, Ryan Howard, 1999
Career: 151, Ryan Howard, 1999-01

Fielding Average

Season: 1.000, Bill Helfrecht, 1968; Jim Anderson, 1970; Corby Fister and Cory Krueger, 1989; Chad Lakin and Cory Krueger, 1990; Shawn Padgett, 1991; Chad Lakin, 1992; Micah Holst, 1999; Dant'e Brinkley, 2002; Nolan Keane, 2008; Aaron Conway, 2010
Career: .992, Steve Seal, 1969-70

Individual Pitching

Games

Season: 37, Jake Fromson, 2017
Career: 88, Bryan Young, 2014-17

Games Started

Season: 17, Doug Still, 2017; Matt Hall, 2015; Cody Schumacher, 2012
Career: 49, Brad Ziegler, 2000-03

Complete Games

Season: 10, Brian Wisser, 1986
Career: 18, Brad Ziegler, 2000-03

Innings Pitched

Game: 11.0, John Rheinecker, 3/3/01 vs. Arkansas State
Season: 125.0, Matt Hall, 2015
Career: 365.0, Brad Ziegler, 2000-03

Consecutive Scoreless Innings Pitched

Season: 38.1, Nick Petree, 4/6/12 to 5/17/12
Career: 38.1, Nick Petree, 4/6/12 to 5/17/12

Hits Allowed

Game: 16, Tom Fulkerson, 3/19/85 vs. UTA
Season: 115, Brad Ziegler, 2003
Career: 371, Brad Ziegler, 2000-03

Fewest Hits Allowed

Game: 0, Steve Dunn, 4/12/79 vs. Evangel (5 inn.); Scott Buchheit-Darrell Maus-Matt Brewer-Terry Menown, 3/14/89 vs. Lincoln; Mike Whitley, 5/2/94 vs. SE Missouri (7 inn.)

Runs Allowed

Game: 13, Rand Chappell, 3/20/84 vs. Southern; Scott Prince, 3/11/85 vs. Indiana State
Season: 71, Jim Gibbs, 1987; Jarrod Mays, 1996
Career: 207, John Hardin, 1996-00

Earned Runs Allowed

Game: 12, Mike Hill, 4/18/75 vs. Central Missouri; Scott Prince, 3/11/85 vs. Indiana State
Season: 63, Scott Geitz, 1998
Career: 169, John Hardin, 1996-00

Walks Allowed

Game: 10, Stean Thornton, 5/2/76 vs. UMSL
Season: 75, Dirk Lindauer, 1991
Career: 206, Mike Whitley, 1992-95

Strikeouts

Game: 17, Charles Burt, 5/16/69 vs. Northwest Missouri State; Gary Wilson, 3/23/67 vs. Oklahoma Christian
Season: 171, Matt Hall, 2015
Career: 330, Brad Ziegler, 2000-03

Earned Run Average

Season: 0.59, Dick Jones, 1971
Career: 1.55, Dick Jones, 1969-72

Wins

Season: 12, Matt Hall, 2015; Brad Ziegler, 2003
Career: 32, Brad Ziegler, 2000-03

Losses

Season: 9, Brett Sinkbeil, 2005; Pat Doyle, 2010; Mike Kickham, 2010
Career: 16, Gary Wilson, 1964-67; Dustin Tignor, 1996-00; Pat Doyle, 2007-10

Winning Percentage

Season (6 or more wins): 1.000, Sam Perez, 2016; Bryan Young, 2015; Ken Watkins, 1969; Jody Payne, 1978; Kirby Cannon, 1980; Dan Harwell, 1983; Tim Clubb, 2008
Career: .909, Sam Perez, 2013-16; Greg Reed, 1987-88

Shutouts

Season: 3, Ken Watkins, 1969; Steve Dunn, 1979; Greg Reed, 1988; Craig Sands, 1990; Paul Marsala, 2004
Career: 4, Ken Watkins, 1967-70

Saves

Season: 16, Bryan Young, 2015
Career: 35, Bryan Young, 2014-17

Team Batting

Games Played

Season: 66, 2003

At-Bats

Game: 64, 5/1/88 vs. ORU
Season: 2,260, 2002

Runs

Game: 37, 3/7/88 vs. Benedictine
Season: 607, 1999

Hits

Game: 34, 3/7/88 vs. Benedictine; 3/21/89 vs. UMBC
Season: 720, 2002

Doubles

Game: 10, 3/11/95 vs. Truman
Season: 149, 2002

Triples

Game: 6, 4/8/66 vs. Missouri S&T
Season: 36, 2001

Home Runs

Game: 12, 4/20/99 vs. Pittsburg State
Season: 144, 1999

Runs Batted-In

Game: 36, 3/7/88 vs. Benedictine
Season: 561, 1999

Batting Average

Season: .373, 1981

Total Bases

Game: 72, 4/20/99 vs. Pittsburg State
Season: 1,275, 1999

Extra-Base Hits

Game: 19, 4/20/99 vs. Pittsburg State
Season: 270, 1999

Slugging Average

Season: .626, 1999

Game-Winning RBI

Season: 45, 1986

Hit By Pitch

Game: 9, 2/22/08 vs. DBU; 5/11/08 vs. Middle Tennessee
Season: 80, 2004

Walks

Game: 18, 4/5/16 vs. Saint Louis
Season: 351, 2017

Strikeouts

Game: 26, 2/26/10 at UTA
Season: 516, 2010

Fewest Strikeouts

Season: 116, 1981

Sacrifice Hits

Game: 6, 4/25/81 vs. UMSL
Season: 54, 2015

Sacrifice Flies

Game: 5, 5/19/02 vs. Indiana State; 4/3/07 vs. SEMO
Season: 44, 2002

Stolen Bases

Game: 10, 3/18/85 vs. North Texas; 4/15/86 vs. Evangel
Season: 118, 1986

Team Fielding

Putouts

Game: 48, 5/1/88 vs. ORU; 4/6/04 vs. Arkansas
Season: 1,703, 2003

Assists

Game: 25, 5/1/88 vs. ORU
Season: 686, 1997

Errors

Game: 11, 3/14/64 vs. Arkansas State
Season: 134, 1984

Fewest Errors

Season: 37, 1968

Total Chances

Game: 74, 5/1/88 vs. ORU
Season: 2,456, 2002

Double Plays

Game: 5, 3/15/85 vs. Missouri Western
Season: 66, 1986

Fielding Average

Season: .976, 2015

Team Pitching

Complete Games

Season: 34, 1986

Innings Pitched

Game: 16, 5/1/88 vs. ORU; 4/6/04 vs. Arkansas
Season: 567.2, 2003

Walks

Game: 17, 5/25/97 vs. Rice
Season: 317, 1992

Strikeouts

Game: 19, 3/23/67 vs. Oklahoma Christian
Season: 560, 2017

Shutouts

Season: 11, 2012

Saves

Season: 18, 2015 and 2011

Earned Run Average

Season: 2.57, 2012

MISSOURI STATE BASEBALL

Game 37 | MISSOURI STATE BEARS (25-11) at MISSOURI TIGERS (27-13) | April 24 | 6:30 p.m. | Columbia, Mo. | Taylor Stadium at Simmons Field (3,031) | KBFL AM/FM | SECN+

MISSOURI STATE SINGLE-SEASON RECORDS

Hitting				Pitching				Fielding			
Games				Games				Games Started			
Dant'e Brinkley (03)	66	Dant'e Brinkley (03)	278	Matt Cepicky (99)	90	Jake Fromson (17)	37	Doug Still (17)	17	Justin Paulsen (15)	545
Brooks Colvin (03)	66	Brooks Colvin (03)	267	Matt Gardner (99)	82	Sam Perez (16)	36	Matt Hall (15)	17	Jason Hart (97)	543
Shaun Marcum (03)	66	Matt Gardner (02)	256	Micah Holst (99)	75	Zach Merciez (15)	31	Cody Schumacher (12)	17	Justin Paulsen (17)	536
Adam Pummill (03)	66	Greg Mathis (02)	251	Jason Hart (98)	71	Bryan Young (15)	30	Dylan Coleman (17)	16	Jason Hart (96)	531
Rick Wilson (03)	66	Dave Slemmer (95)	251	Jake Burger (17)	69	Sam Perez (15)	27	Jordan Knutson (16)	16	Justin Paulsen (16)	507
Greg Mathis (03)	65	Matt Gardner (01)	250	Bill Mueller (91)	69	Tyler Burgess (12)	26	Nick Petree (12)	16	Ryan Howard (00)	504
Tony Piazza (03)	64	Dant'e Brinkley (02)	249	Dant'e Brinkley (03)	68	Scott Geitz (95)	26	Chad Mulholland (03)	16	Tim Rafferty (06)	503
Matt Gardner (02)	64	Joey Hawkins (15)	248	Ryan Howard (99)	68	Bryan Young (17)	25	Brad Ziegler (03)	16	Tony Piazza (03)	500
Greg Mathis (02)	64	Helms (12)-Voit (12)	248	Jeremy Eierman (17)	67	Gordon (13)-D. Kickham (11)	25	Eight tied with	15	Luke Voit (12)	499
Tony Piazza (02)	64	Mathis (03)-Medrano (12)	248	Steve Meyer (86)	67	Doyle (07)-Geitz (96)	25			Steve Hacker (95)	497
Hits				Doubles				Innings Pitched			
Dant'e Brinkley (03)	96	Bill Mueller (91)	76	Steve Meyer (86)	26	Brian Wisser (86)	10	Matt Hall (15)	125.0	Joey Hawkins (15)	192
Steve Hacker (95)	96	Ben Woodbury (08)	71	Spiker Helms (12)	23	Stacey Burkley (86)	8	Chad Mulholland (03)	119.2	Joey Hawkins (14)	185
Dave Slemmer (95)	96	Dant'e Brinkley (03)	67	Brandon Jackson (98)	23	Kirby Cannon (79)	8	Nick Petree (12)	115.1	Evan Pratte (91)	184
Micah Holst (99)	94	Micah Holst (99)	63	Jake Burger (15)	22	Dick Jones (71)	8	Derek Drage (04)	112.1	Pat Kelly (88)	179
Ben Woodbury (08)	92	Kevin Medrano (12)	62	Matt Gardner (02)	22	Mark Lopinot (70)	8	Brad Ziegler (03)	106.2	Jeremy Eierman (17)	178
Matt Cepicky (99)	92	Kevin Medrano (10)	62	Chad Lakin (92)	22	Ken Watkins (69)	8	Tim Clubb (08)	103.2	Dan Firiri (00)	178
Jason Hart (98)	92	Adam Pummill (03)	62	Lakin (93)-Drake (08)	21	Jim Gibbs (86, 87)	7	Doug Still (17)	103.0	Brad Kennedy (96)	175
Jason Hart (97)	91	Brooks Colvin (03)	61	Johnson (88)-Brewer (91)	21	Tom Fulkerson (84)	7	Jon Harris (15)	103.0	Chris Curry (97)	170
Brandon Jackson (98)	89	Matt Gardner (99)	60	Howard Bell (86)	21	Rick Brandell (82)	7	Brian Wisser (86)	102.2	Travis McComack (13)	168
Kevin Medrano (10)	86	Six players tied with	59	Kneeshaw (95)-Mantle (08)	20	Newell (66)-Watkins (70)	7	Nick Petree (13)	100.1	Dan Firiri (99)	166
Mueller (91)-Brinkley (02)	86			Mahaffey (87)-Hart (96)	20						
Triples				Runs Batted-In				Runs Allowed			
Dant'e Brinkley (01)	12	Steve Hacker (95)	37	Matt Cepicky (99)	100	Brad Ziegler (03)	115	Jarrold Mays (96)	71	Brooks Colvin (01)	30
Aaron Conway (09)	8	Matt Cepicky (99)	30	Steve Hacker (95)	95	Jarrold Mays (96)	113	Jim Gibbs (87)	71	Dan Firiri (99)	27
Evan Pratte (90)	8	Jason Hart (98)	28	Jason Hart (98)	91	Pat Doyle (10)	112	Tim Clubb (09)	70	Mike Collier (00)	24
Mark Garrett (81)	8	Jon Hale (99)	25	Steve Meyer (86)	83	Derek Drage (04)	107	Scott Geitz (98)	70	Dan Firiri (00)	24
Bobby Narron (80)	8	Spencer Johnson (16)	24	Matt Brewer (91)	75	Paul Crain (91)	107	Pat Doyle (10)	66	Lance Burkhart (96)	24
Hunter Steinmetz (16)	7	Jeremy Eierman (17)	23	Jake Burger (16)	72	Brian Wisser (86)	104	Mike Kickham (10)	66	Matt Gardner (01)	23
Greg Mathis (01)	7	Nick Kays (99)	23	Spencer Johnson (16)	70	Mike Kickham (10)	101	Bryan Buschhorn (97)	64	Brad Kennedy (96)	23
Brad Kennedy (96)	7	Jake Burger (17)	22	Brian Mahaffey (88)	69	Chad Mulholland (03)	101	Mike Whitley (93)	64	Rick Clarkston (84)	22
Greg Brewer (86)	7	Jake Burger (16)	21	Jeremy Eierman (17)	68	Blake Barber (11)	100	Brett Sinkbeil (05)	63	Five players tied with	21
J.D. Warner (83)	7	Brian Mahaffey (88)	21	Jon Hale (99)	68	Jim Gibbs (87)	100	Brad Ziegler (03)	60		
Game-Winning RBI				On-Base Percentage				Earned Run Average			
Steve Hacker (95)	13	J. D. Warner (83)	.442	Danny Isenminger (83)	.563	Scott Geitz (98)	63	Dick Jones (71)	0.59	Jason Hart (97)	601
Steve Meyer (86)	13	Bob Blakley (74)	.440	Jim Nichols (65)	.561	Jarrold Mays (96)	60	Nick Petree (12)	1.01	Justin Paulsen (17)	579
Chris Playter (09)	11	Jim Nichols (65)	.438	Rich Clarkston (85)	.535	Mike Whitley (93)	58	Ken Watkins (69)	1.60	Jason Hart (96)	578
Jake Burger (17)	10	Terry Repp (81)	.432	Doug Bagby (83)	.509	Mike Kickham (10)	56	Craig Sands (90)	1.60	Justin Paulsen (15)	572
Matt Brewer (89, 91)	10	Rick Clarkston (85)	.427	Cal Armstrong (73)	.506	Bryan Buschhorn (97)	54	Nick Petree (13)	1.61	Luke Voit (12)	561
Bax (84)-Bailey (82)	10	Jason Hart (98)	.416	Mark Garrett (81)	.503	Dylan Coleman (17)	53	David Oatman (74)	1.69	Ben Margalski (01)	557
Brian Mahaffey (87)	9	Steve Meyer (86)	.416	Matt Cepicky (99)	.500	Jim Gibbs (87)	51	Wes Rhea (64)	1.70	Tony Piazza (02)	553
Brent Seifert (12)-Matheny (15)	8	Mark Garrett (81)	.416	John Knott (92)	.500	Tim Clubb (09)	50	Jan Schmidt (72)	1.80	Ryan Howard (00)	553
Pratte (91)-Cepicky (99)	8	Brayden Drake (09)	.414	Keith Champion (81)	.495	Brad Ziegler (03)	50	Dale Bowling (89)	1.88	Justin Paulsen (16)	550
Dave (81)-Bartlett (90)	8	Matt Cepicky (99)	.414	Rick Clarkston (84)	.493	Paul Crain (91)	48	Mike Hill (76)	1.97	Tony Piazza (03)	547
Extra-Base Hits				Slugging Average				Strikeouts			
Steve Hacker (95)	55	Steve Hacker (95)	225	Steve Hacker (95)	.957	Dirk Lindauer (91)	75	Matt Hall (15)	171	Ryan Howard (99)	60
Steve Meyer (86)	48	Matt Cepicky (99)	193	Mark Mennemeier (77)	.896	Mike Whitley (93)	68	Pierce Johnson (12)	119	Steve Meyer (86)	58
Jason Hart (98)	43	Jason Hart (98)	191	Matt Cepicky (99)	.869	Bart Evans (92)	58	Chad Mulholland (03)	117	Jason Hart (97)	53
Spencer Johnson (16)	41	Steve Meyer (86)	173	Jason Hart (98)	.864	John Hardin (00)	54	Jon Harris (15)	116	Jim Calhoun (90)	52
Matt Cepicky (99)	40	Jason Hart (97)	168	Steve Meyer (86)	.859	Bryan Buschhorn (97)	52	Nick Petree (12)	114	Dan Firiri (99)	51
Jeremy Eierman (17)	39	Dave Slemmer (95)	165	Bob Blakley (74)	.820	John Hardin (99)	52	Sam Perez (16)	112	Ryan Howard (00)	48
Lance Burkhardt (96)	38	Jeremy Eierman (17)	164	Jon Hale (99)	.779	Mike Whitley (92)	52	Nick Petree (13)	111	Jason Hart (98)	48
Matt Cepicky (98)	37	Jake Burger (16)	162	Ken Brown (66)	.760	Mike Godfrey (86)	51	Ross Detwiler (07)	110	Steve Hacker (95)	48
Jason Hart (97)	37	Jake Burger (17)	160	Jim Nichols (65)	.750	Dylan Coleman (17)	50	Jarrold Mays (95)	107	Matt Lawson (07)	47
Dave Slemmer (95)	37	Hale (99)-Cepicky (98)	159	Matt Cepicky (98)	.729	Coleman (16)-Whitley (94)	49	Coleman (17)-Rheinacker (01)	106	Two players tied with	46
Walks				Hit By Pitch				Losses			
Dylan Becker (15)	55	Ryan Howard (01)	74	Jeremy Isenhower (02)	23	Matt Hall (15)	12	Pat Doyle (10)	9	Aaron Conway (10)	1.000
Bill Mueller (91)	52	Tony Piazza (02)	69	Ben Carlson (09)	22	Brad Ziegler (03)	12	Mike Kickham (10)	9	Kyle Paul (07)	1.000
Spencer Johnson (16)	46	Nick Kays (99)	68	Jud Kindle (04)	20	Tim Clubb (08)	11	Brett Sinkbeil (05)	9	Dant'e Brinkley (02)	1.000
Spencer Johnson (15)	46	Jeremy Eierman (16)	67	Tate Matheny (15)	18	Buddy Baumann (09)	11	Derek Drage (04)	7	Micah Holst (99)	1.000
Spiker Helms (12)	44	Tony Piazza (03)	66	Ben Carlson (08)	16	Petree (12)-Mulholland (03)	10	Brad Ziegler (00)	7	Chad Lakin (92)	1.000
Brad Kennedy (95)	44	Jeremy Eierman (17)	61	Jeremy Eierman (17)	12	Mays (95)-Wisser (86)	10	Jarrold Mays (96)	7	Shawn Padgett (91)	1.000
Burger (17)-Paulsen (15)	43	Hunter Steinmetz (17)	59	Brayden Drake (09)	12	Petree (11)-Perez (15)	9	Jim Freie (84)	7	Corby Fister (89)	1.000
Helms (11)-Keane (08)	42	Dant'e Brinkley (03)	58	John Knott (92)	12	Garola (97)-Ziegler (01)	9	Gary Wilson (64)	7	Cory Krueger (89)	1.000
Fister (90)-Guttin (76)	42	Spencer Johnson (15)	57	Nine players tied with	11	Gibbs (87)-Lindauer (91)	9	Six players tied with	6	Jim Anderson (70)	1.000
		Lance Burkhardt (97)	56			Watkins (69)-Anderson (80)	9			Bill Helfrecht (68)	1.000
Stolen Bases				Sacrifice Flies				Shutouts			
Greg Brewer (86)	30	Joey Hawkins (15)	29	Brooks Colvin (03)	9	Sam Perez (16)	1.000	Paul Marsala (04)	3	Saves	
Mike Ruble (88)	29	Joey Hawkins (14)	19	Greg Mathis (02)	8	Bryan Young (15)	1.000	Craig Sands (90)	3	Bryan Young (15)	16
John Wahlig (87)	25	Eric Cheray (12)	14	Dylan Becker (15)	7	Tim Clubb (08)	1.000	Greg Reed (88)	3	Dan Kickham (11)	13
Dant'e Brinkley (02)	25	Joey Hawkins (13)	13	Justin Paulsen (15)	7	Chann Whiteside (90)	1.000	Steve Dunn (79)	3	Shaun Marcum (03)	13
Dant'e Brinkley (03)	24	John Knott (92)	12	Brent Bartlett (90)	7	Danny Harwell (83)	1.000	Ken Watkins (69)	3	Bryan Young (16)	11
Aaron Conway (10)	24	Toby Gardenhire (04)	11	Evan Pratte (90)	7	Kirby Cannon (80)	1.000	12 players tied with	2	Tyler Burgess (12)	11
Bill Mueller (92)	23	Kevin Medrano (09)	10	Spencer Johnson (16)	6	Joby Payne (78)	1.000			Chris Krawczyk (06)	9
Larry Doss (86)	22	Travis McComack (13)	10	Medrano (11)-Voit (12)	6	Ken Watkins (69)	1.000			Bryan Young (17)	8
Bill Goedde (86)	20	Ben Woodbury (08)	9	Piazza (02)-McComack (11)	6	Buddy Baumann (09)	.917			Matt Frevert (08)	8
Matt Lawson (06)	20	Kneeshaw (96)-Marcum (02)	9	Colvin (02)-Isenhower (02)	6	Jarrold Mays (95)	.909			Grant Gordon (10)	7
Three players tied with	19	Kasper (75)-Royle (78)	9	Bartlett (89)-Collier (99)	6	Sam Perez (15)	.900			Tony Floyd (88)	7
				Winston (75)-Kelly (88)	6	Steve Anderson (80)	.900				

MISSOURI STATE BASEBALL

Game 37 | MISSOURI STATE BEARS (25-11) at MISSOURI TIGERS (27-13) | April 24 | 6:30 p.m. | Columbia, Mo. | Taylor Stadium at Simmons Field (3,031) | KBFL AM/FM | SECN+

MISSOURI STATE CAREER RECORDS

Hitting

Games		At Bats		Runs	
Matt Gardner (99-02)	236	Matt Gardner (99-02)	972	Matt Gardner (99-02)	243
Greg Mathis (00-03)	232	Kevin Medrano (09-12)	895	Bill Mueller (90-93)	234
Chris Curry (95-98)	227	Greg Mathis (00-03)	873	Micah Holst (96-99)	217
Brooks Colvin (01-04)	224	Micah Holst (96-99)	865	Dant'e Brinkley (00-03)	188
Micah Holst (96-99)	223	Chris Curry (95-98)	843	Chris Curry (95-98)	188
Evan Pratte (88-91)	220	Brayden Drake (06-09)	817	Jason Hart (96-98)	183
Kevin Medrano (09-12)	217	Dant'e Brinkley (00-03)	813	Mark Garrett (79-82)	180
Dylan Becker (12-15)	216	Brooks Colvin (01-04)	806	Evan Pratte (88-91)	176
Bill Mueller (90-93)	216	Luke Voit (10-13)	776	Kevin Medrano (09-12)	170
Dant'e Brinkley (00-03)	215	Evan Pratte (88-91)	773	Matt Cepicky (97-99)	170
Hits		Singles		Doubles	
Matt Gardner (99-02)	316	Kevin Medrano (09-12)	241	Brayden Drake (06-09)	67
Kevin Medrano (09-12)	310	Bill Mueller (90-93)	222	Matt Gardner (99-02)	62
Bill Mueller (90-93)	289	Matt Gardner (99-02)	213	Chad Lakin (90-93)	59
Micah Holst (96-99)	284	Micah Holst (96-99)	200	Chris Curry (95-98)	57
Dant'e Brinkley (00-03)	279	Dant'e Brinkley (00-03)	190	Kevin Medrano (09-12)	54
Brayden Drake (06-09)	268	Evan Pratte (88-91)	190	Dant'e Brinkley (00-03)	54
Chris Curry (95-98)	266	Brooks Colvin (01-04)	188	Jason Hart (96-98)	52
Jason Hart (96-98)	263	Greg Mathis (00-03)	179	Steve Hacker (93-95)	50
Greg Mathis (00-03)	262	Chris Curry (95-98)	168	Spencer Johnson (13-16)	49
Evan Pratte (88-91)	259	Brayden Drake (06-09)	167	Brian Mahaffey (85-88)	49
Triples		Home Runs		Runs Batted-In	
Mark Garrett (79-82)	20	Jason Hart (96-98)	63	Jason Hart (96-98)	203
Dant'e Brinkley (00-03)	19	Nick Kays (97-00)	60	Nick Kays (97-00)	192
Aaron Conway (08-11)	16	Steve Hacker (93-95)	59	Steve Hacker (93-95)	184
Evan Pratte (88-91)	15	Matt Cepicky (97-99)	51	Ryan Howard (99-01)	183
Greg Mathis (00-03)	13	Ryan Howard (99-01)	50	Matt Cepicky (97-99)	183
Micah Holst (96-99)	13	Jake Burger (15-17)	47	Matt Gardner (99-02)	182
Jeremy Isenhower (01-02)	12	Brian Mahaffey (85-88)	42	Jake Burger (15-17)	179
Bill Mueller (90-93)	12	Jeremy Eierman (16-pr.)	38	Brayden Drake (06-09)	176
J.D. Warner (82-83)	12	Ben Carlson (07-09)	38	Micah Holst (96-99)	175
Blakley (74-77)-Snider (76-79)	12	Chris Curry (95-98)	37	Brian Mahaffey (85-88)	175
Game-Winning RBI		Batting Average		On-Base Percentage	
Steve Hacker (93-95)	23	J.D. Warner (82-83)	.426	Rick Clarkston (83-84)	.493
Matt Brewer (89-91)	22	Danny Iseminger (83-84)	.406	Danny Iseminger (83-84)	.492
Matt Gardner (99-02)	19	Rick Clarkston (84-85)	.405	Jeff Kaiser (87-88)	.489
Luke Voit (10-13)	18	Jeff Kaiser (87-88)	.402	Corby Fister (89-90)	.483
Matt Cepicky (97-99)	18	Rick Hardesty (82-83)	.384	Bill Mueller (90-93)	.481
Evan Pratte (88-91)	18	Larry Doss (86-87)	.380	J.D. Warner (82-83)	.469
Jake Burger (15-17)	17	Matt Cepicky (97-99)	.378	Dave Herbert (80-83)	.467
Chris Playter (05-09)	17	Jason Hart (96-98)	.377	Larry Goessling (77-78)	.466
Jason Hart (96-98)	17	Larry Goessling (77-78)	.377	Doug Bagby (72-73)	.462
Brian Mahaffey (85-88)	17	Bill Mueller (90-93)	.376	Terry Burke (79-80)	.460
Extra-Base Hits		Total Bases		Slugging Average	
Jason Hart (96-98)	116	Jason Hart (96-98)	506	Jason Hart (96-98)	.725
Steve Hacker (93-95)	110	Matt Gardner (99-02)	496	Steve Hacker (93-95)	.708
Matt Gardner (99-02)	103	Steve Hacker (93-95)	466	Matt Cepicky (97-99)	.706
Nick Kays (97-00)	102	Nick Kays (97-00)	460	Brian Mahaffey (85-87)	.688
Brayden Drake (06-09)	101	Micah Holst (96-99)	447	Ryan Howard (99-01)	.662
Jake Burger (15-17)	100	Matt Cepicky (97-99)	444	Mark Menemeier (77-78)	.662
Chris Curry (95-98)	98	Chris Curry (95-98)	442	Larry Goessling (77-78)	.660
Matt Cepicky (97-99)	97	Jake Burger (15-17)	440	Lance Burkhardt (96-97)	.655
Brian Mahaffey (85-88)	95	Brayden Drake (06-09)	431	Bob Blakley (74-77)	.653
Spencer Johnson (13-16)	91	Dant'e Brinkley (00-03)	419	Brad Kennedy (95-96)	.647
Walks		Strikeouts		Hit By Pitch	
Bill Mueller (90-93)	154	Nick Kays (97-00)	207	Ben Carlson (07-09)	41
Spencer Johnson (13-16)	133	Spencer Johnson (13-16)	179	Matt Gardner (99-02)	33
Eric Cheray (12-15)	129	Ryan Howard (99-01)	176	Micah Holst (96-99)	33
Dylan Becker (12-15)	124	Greg Mathis (00-03)	176	Aaron Conway (08-11)	31
Justin Paulsen (15-17)	118	Dant'e Brinkley (00-03)	172	Jeremy Isenhower (01-02)	30
Travis McComack (09-13)	116	Jeremy Eierman (16-pr.)	161	Tate Matheny (13-15)	29
Hunter Steinmetz (16-pr.)	106	Matt Gardner (99-02)	156	Brayden Drake (06-09)	28
J.J. Scerba (92-96)	104	Aaron Conway (08-11)	150	Jake Burger (15-17)	24
Nolan Keane (05-08)	102	Jeff Sauer (92-95)	145	Dan Kneeshaw (92-96)	24
Chris Curry (95-98)	98	Travis McComack (09-13)	142	J.J. Scerba (92-96)	24
Stolen Bases		Sacrifice Hits		Sacrifice Flies	
Dant'e Brinkley (00-03)	69	Joey Hawkins (12-15)	62	Brooks Colvin (01-04)	17
Aaron Conway (08-11)	69	Kevin Medrano (09-12)	28	Greg Mathis (00-03)	16
Bill Mueller (90-93)	65	Eric Cheray (12-15)	25	Justin Paulsen (15-17)	15
Mark Garrett (79-82)	54	Travis McComack (09-13)	20	Evan Pratte (88-91)	14
Micah Holst (96-99)	52	Brooks Colvin (01-04)	20	Luke Voit (10-13)	13
Mike Ruble (84-88)	52	Dan Kneeshaw (92-96)	19	Dant'e Brinkley (00-03)	13
Bobby Narron (77-80)	49	Bill Mueller (90-93)	18	Brent Bartlett (89-90)	13
Jeff Sauer (92-94)	44	Evan Pratte (88-91)	18	Matt Gardner (99-02)	12
Greg Mathis (00-03)	43	Aaron Conway (08-11)	17	John Knott (92)	12
Five players tied with	41	Mike Royle (77-80)	17		

Statistical Minimums: Batting Average, Slugging Average and On Base Percentage based on minimum of 150 at bats in career; Fielding Average based on minimum of 150 total chances; Earned Run Average based on a minimum of 75 IP; Winning Percentage based on a minimum of 10 victories.

Pitching

Games		Games Started	
Bryan Young (14-17)	88	Brad Ziegler (00-03)	49
Scott Geitz (95-98)	87	Jordan Knutson (14-17)	46
Zach Merciez (12-15)	84	John Hardin (96-00)	46
Grant Gordon (10-13)	82	Aaron Meade (08-10)	41
Sam Perez (13-16)	80	Nick Petree (11-13)	41
Pat Doyle (07-10)	73	Dylan Coleman (16-pr.)	40
Chris Krawczyk (03-06)	70	Brett Sinkbeil (04-06)	40
Jake Fromson (16-pr.)	69	Jon Harris (13-15)	39
Jordan Knutson (14-17)	68	Jeff Gray (01-04)	39
Brad Ziegler (00-03)	66	Kirby Cannon (77-80)	39
Complete Games		Innings Pitched	
Brad Ziegler (00-03)	18	Brad Ziegler (00-03)	365.0
Ken Watkins (67-70)	18	Nick Petree (11-13)	311.2
Kirby Cannon (77-80)	16	Jordan Knutson (14-17)	281.0
Dale Bowling (85-89)	15	Jeff Gray (01-04)	279.2
Wade Palmer (73-76)	15	Tim Clubb (07-09)	278.0
Gary Wilson (64-67)	15	John Hardin (96-00)	266.0
Jim Gibbs (85-87)	14	Jon Harris (13-15)	259.1
Mark Lopinot (70-71)	14	Scott Geitz (95-98)	258.2
Dick Jones (69-72)	14	Matt Hall (13-15)	244.0
Wisser (85-86)-Crain (89-91)	13	Jarrod Mays (94-96)	242.2
Hits Allowed		Runs Allowed	
Brad Ziegler (00-03)	371	John Hardin (96-00)	207
Jeff Gray (01-04)	297	Brad Ziegler (00-03)	205
Jordan Knutson (14-17)	289	Bryan Buschhorn (96-99)	184
Scott Geitz (95-98)	281	Scott Geitz (95-98)	183
Tim Clubb (07-09)	277	Jeff Gray (01-04)	175
John Hardin (96-00)	276	Pat Doyle (07-10)	157
Jarrod Mays (94-96)	266	Ben Walker (94-98)	154
Bryan Buschhorn (96-99)	259	Mike Whitley (92-95)	154
Nick Petree (11-13)	250	Jordan Knutson (14-17)	153
Pat Doyle (07-10)	243	Tim Clubb (07-09)	150
Earned Runs Allowed		Earned Run Average	
John Hardin (96-00)	169	Dick Jones (69-72)	1.55
Bryan Buschhorn (96-99)	154	Bryan Young (14-17)	1.69
Scott Geitz (96-98)	148	Nick Petree (11-13)	1.76
Brad Ziegler (00-03)	147	David Oatman (72-74)	1.91
Jordan Knutson (14-17)	136	Mike Hill (75-76)	2.49
Jeff Gray (01-04)	133	John Rheinecker (00-01)	2.50
Mike Whitley (92-95)	128	Ken Watkins (67-70)	2.51
Dustin Tignor (96-00)	122	Tyler Burgess (12-14)	2.65
Jarrod Mays (94-96)	121	Matt Hall (13-15)	2.66
Tim Clubb (07-09)	118	Doug Still (17)	2.88
Walks		Strikeouts	
Mike Whitley (92-95)	206	Brad Ziegler (00-03)	330
John Hardin (96-00)	191	Nick Petree (11-13)	306
Dave Dickensheet (79-82)	139	Matt Hall (13-15)	275
Dylan Coleman (16-pr.)	132	Dylan Coleman (16-pr.)	267
Brett Sinkbeil (04-06)	128	Brett Sinkbeil (04-06)	256
Scott Geitz (95-98)	125	Jordan Knutson (14-17)	247
Bryan Buschhorn (96-99)	121	Jarrod Mays (94-96)	247
Darren Garrison (86-89)	119	Ross Detwiler (05-07)	244
Kirby Cannon (77-80)	115	Jon Harris (13-15)	243
Dirk Lindauer (90-91)	113	Pierce Johnson (10-12)	227
Victories		Losses	
Brad Ziegler (00-03)	32	Pat Doyle (07-10)	16
Nick Petree (11-13)	27	Dustin Tignor (96-00)	16
Kirby Cannon (77-80)	25	Gary Wilson (64-67)	16
Jeff Gray (01-04)	23	Grant Gordon (10-13)	14
Dave Dickensheet (79-82)	23	Brett Sinkbeil (04-06)	14
Knutson (14-17)-Clubb (07-09)	21	Brad Ziegler (00-03)	14
Geitz (95-98)-Watkins (67-70)	21	John Hardin (96-00)	14
Perez (13-16)- Coleman (16-pr.)	20	Pierce Johnson (10-12)	13
Garrison (86-89)-Mays (94-96)	20	Jeff Gray (01-04)	13
Palmer (73-76)-Anderson (78-81)	20	Whitley (92-95)-Mays (94-96)	13
Winning Percentage		Shutouts	
Sam Perez (13-16)	.909	Ken Watkins (67-70)	5
Greg Reed (87-88)	.909	Brett Sinkbeil (04-06)	3
Darren Garrison (86-88)	.870	Brad Ziegler (00-03)	3
Mike Hill (75-76)	.846	Paul Marsala (03-04)	3
Ken Watkins (67-70)	.840	Craig Sands (90-91)	3
Paul Crain (89-90)	.813	John Rheinecker (00-01)	3
Nick Petree (11-13)	.794	Greg Reed (87-88)	3
Cody Schumacher (12-14)	.789	Dave Dickensheet (79-82)	3
Kirby Cannon (77-80)	.781	Dunn (77-79)-Palmer (73-76)	3
Scott Geitz (95-98)	.778	Hill (75-76)-Lopinot (70-71)	3
Anderson (78-81)-Prince (82-85)	.769	Jones (69-72)-Wilson (64-67)	3
Putouts		Assists	
Justin Paulsen (15-17)	1588	Chris Curry (95-98)	656
Jason Hart (96-98)	1515	Evan Pratte (88-91)	580
Luke Voit (10-13)	1453	Travis McComack (09-13)	576
Ryan Howard (99-01)	1409	Kevin Medrano (09-12)	568
Tim Rafferty (02-06)	1275	Joey Hawkins (12-15)	521
Ron Snider (76-79)	1167	Bill Mueller (90-93)	517
J.J. Scerba (92-96)	1006	Brooks Colvin (01-04)	479
Steve Hacker (93-95)	1001	Eric Cheray (12-15)	473
Tony Piazza (02-03)	979	Matt Gardner (99-02)	472
Ben Margalski (00-01)	847	Jeremy Eierman (16-pr.)	426
Errors		Total Chances	
Brooks Colvin (01-04)	73	Justin Paulsen (15-17)	1703
Matt Gardner (99-02)	67	Jason Hart (96-98)	1645
Brayden Drake (06-09)	65	Luke Voit (10-13)	1637
Chris Curry (95-98)	56	Ryan Howard (99-01)	1546
Mike Royle (77-80)	55	Tim Rafferty (02-06)	1367
Bill Mueller (90-93)	54	Ron Snider (76-79)	1253
Evan Pratte (88-91)	54	Chris Curry (95-98)	1187
Dan Firlit (99-00)	51	J.J. Scerba (92-96)	1155
Billy Bunton (80-83)	51	Tony Piazza (02-03)	1100
Thomas (78-81)-McComack (09-13)	50	Steve Hacker (93-95)	1074
Double Plays		Fielding Average	
Ryan Howard (99-01)	151	Steve Seal (69-70)	.992
Jason Hart (96-98)	147	Tate Matheny (13-15)	.991
Chris Curry (95-98)	141	Kyle Paul (07-08)	.991
Justin Paulsen (15-17)	122	Doug Bagby (72-73)	.991
Evan Pratte (88-91)	121	Tony Piazza (02-03)	.990
Kevin Medrano (09-12)	113	Paul Reinsch (82-83)	.990
Travis McComack (09-13)	111	Steve Hacker (93-95)	.989
Matt Gardner (99-02)	107	Larry Goessling (77-78)	.989
Tim Rafferty (02-06)	105	Fultz (14-16)-Castro (15-16)	.988
Ron Snider (76-79)	95	Ron Snider (76-79)	.988
Saves		Fielding Average	
Bryan Young (14-17)	35	Steve Seal (69-70)	.992
Shaun Marcum (02-03)	18	Tate Matheny (13-15)	.991
Matt Frevert (06-08)	15	Kyle Paul (07-08)	.991
Tyler Burgess (12-14)	14	Doug Bagby (72-73)	.991
Bob Zimmermann (01-03)	13	Tony Piazza (02-03)	.990
Grant Gordon (10-13)	12	Paul Reinsch (82-83)	.990
Dan Kickham (11)	11	Steve Hacker (93-95)	.989
Chris Krawczyk (03-06)	11	Larry Goessling (77-78)	.989
Matt Gilmer (94-97)	11	Fultz (14-16)-Castro (15-16)	.988
Tony Floyd (87-88)	9	Ron Snider (76-79)	.988
Dave Dickensheet (79-82)	9		

MISSOURI STATE BASEBALL

Game 37 | MISSOURI STATE BEARS (25-11) at MISSOURI TIGERS (27-13) | April 24 | 6:30 p.m. | Columbia, Mo. | Taylor Stadium at Simmons Field (3,031) | KBFL AM/FM | SECN+

THE LAST TIME...

A Missouri State Hitter Had...

8 at-bats in a game	Adam Pummill vs. UNC Greensboro, 2/25/06
3 at-bats in an inning	Ryan Howard, Nick Kays (both 3-for-3) vs. Evangel, 4/21/99
4 hits in a game	Ryan Skalik vs. Illinois State, 4/21/18
5+ hits in a game	(5) Jeremy Eierman at Arkansas, 5/17/16
5+ runs in a game	(5) Jake Burger vs. Western Illinois, 3/16/16
4 runs in a game	Jeremy Eierman vs. Seton Hall, 3/17/18
3+ doubles in a game	(3) Justin Paulsen at Evansville, 4/29/17
2+ triples in a game	(2) Eric Cheray vs. Northern Illinois, 2/21/14
A grand slam	Jake Burger vs. Southern Illinois, 5/25/17
A pinch hit home run	Sam Faith vs. Seton Hall, 3/17/18
An inside the park home run	Hunter Steinmetz vs. Western Illinois, 3/16/16
A pinch hit grand slam	Matt Dezort vs. Saint Louis, 4/1/14
Hit for the cycle	Matt Cepicky at Indiana State, 3/29/98
A hit from each side of the plate	Drew Millas vs. Illinois State, 4/21/18
A 10-15-game hit streak	(10) Matt Brown, 4/6/18 to present
A 16-19-game hit streak	(19) Hunter Steinmetz, 3/5/16 to 4/2/16
A 20-24-game hit streak	(20) Aaron Meyer, 3/5/16 to 4/5/16
A 25-29-game hit streak	(29) Kevin Medrano, 3/23/10 to 5/14/10
A 30-game hit streak	(30) Brayden Drake, 4/27/08 to 3/29/09
10+ RBIs in a game	(11) John Knott vs. UNI, 5/2/92
9 RBIs in a game	Spencer Johnson vs. Kansas, 4/6/16
8 RBIs in a game	Brian Fuess vs. Bradley, 3/27/99
7 RBIs in a game	Jeremy Eierman vs. CSUN, 3/25/18
6 RBIs in a game	Blake Graham vs. Wichita State, 4/23/17
5 RBIs in a game	Jake Burger vs. Southern Illinois, 5/25/17
10+ total bases	(10) Jeremy Eierman at Saint Louis, 4/17/17
Reached safely 6 times	Joey Hawkins vs. Indiana State, 3/31/13
Hits in 5+ straight at-bats	(5) Drew Millas, 3/2/18 to 3/3/18
5 walks in a game	Lance Burkhart vs. Nevada, 2/14/97
4 walks in a game	Alex Jefferson at Evansville, 4/28/17
4 strikeouts in a game	Justin Paulsen at Illinois State, 4/24/15
5 strikeouts in a game	Tyler Ryun at UT Arlington, 2/26/10
Stole home	John Privitera vs. Evansville, 4/8/18
3 stolen bases	Hunter Steinmetz vs. Western Illinois, 3/16/16
2 home runs in a game	Matt Brown and Ben Whetstone vs. Arkansas State, 3/9/18
3 home runs in a game	Spencer Johnson vs. Kansas, 4/6/16
Home runs in consecutive at-bats	Matt Brown and Ben Whetstone vs. Arkansas State, 3/9/18
Homered in 3 straight games	Jeremy Eierman, 3/3/17 to 3/5/17
Homered in 5 straight games	Brayden Drake, 5/5/09 to 5/14/09
2 hits in an inning	Jeremy Eierman vs. Illinois State, 5/20/16
Hit by 3 pitches in a game	Brayden Drake vs. Middle Tennessee, 5/11/08
Hit by 2 pitches in a game	Matt Brown at Kansas, 3/27/18
Led off the game with a home run	Hunter Steinmetz at TCU, 6/11/17
A walk-off home run	Jeremy Eierman vs. Oklahoma State, 6/2/17
A walk-off grand slam	Dylan Becker vs. Bradley, 4/20/13
A grand slam by a freshman	Jeremy Eierman vs. Central Michigan, 4/1/16
Consecutive multi-HR games	Ryan Howard, 2/23/00 and 2/27/00

A Missouri State Pitcher Had...

Pitched over 9 innings	(9.1) Clay Murphy vs. Dallas Baptist, 5/20/14
A complete game (9)	Doug Still at New Mexico, 4/15/17
A complete game (7)	Dylan Coleman vs. Bradley, 4/1/17
A complete game as a freshman	Tim Clubb at Arkansas State, 3/20/07
Consecutive complete games (9)	Pierce Johnson, 3/15/12 and 3/23/12
3 straight complete games	Paul Marsala (4), 3/27/04 to 4/17/04
Pitched 5.0-6.2 innings of relief	(5.1) Nate Witherspoon at Saint Louis, 4/17/17
Pitched 7.0-8.2 innings of relief	(7.1) Sam Perez at Indiana State, 5/27/16
Pitched 9+ innings of relief	(10.0) J.C. Casey at Creighton, 5/27/11
A shutout (9)	Doug Still at New Mexico, 4/15/17
A shutout (7)	Chris Krawczyk vs. Illinois State, 5/15/05
A combined shutout (9)	Ty Buckner (5.2) and Jake Fromson (3.1) vs. CSUN, 3/24/18
A shutout as a freshman	Tim Clubb at Arkansas State, 3/20/07
3+ hit batsmen in a game	(3) Connor Sechler at Central Arkansas, 2/25/18
2+ pickoffs in a game	(2) Tyler McAlister vs. Texas Southern, 2/18/18
10+ strikeouts in a game	(11) Dylan Coleman vs. Illinois State, 4/20/18
15+ strikeouts in a game	(15) Matt Hall vs. Wichita State, 5/2/15
6+ walks in a game	(8) Dylan Coleman vs. Illinois State, 4/20/18
A 15-19 inning scoreless streak	(16.1) Jake Fromson, 2/17/17 to 3/10/17
A 20+ inning scoreless streak	(22.2) Sam Perez, 5/17/16 to 5/28/16
Retired 15+ consecutive batters	(15) Austin Knight vs. Missouri, 4/25/17
Retired 20+ consecutive batters	(20) Matt Hall vs. Wichita State, 5/5/13
A two-hitter	Jordan Knutson (8.0) and Jake Fromson (1.0) vs. DBU, 4/7/17
A one-hitter	Matt Hall (9.0) at Arkansas, 6/6/15

A combined one-hitter	Dylan Coleman (7.0), Jake Fromson (1.0) and Bryan Young (1.0) vs. Indiana State, 5/13/17
A no-hitter	Mike Whitley (7) vs. Southeast Missouri, 5/4/94
A combined no-hitter	Scott Buchheit, Darrell Maus, Matt Brewer, Terry Menown vs. Lincoln, 3/14/89

Missouri State...

Scored 30+ runs	(30) vs. Evangel, 4/21/99
Scored 25-29 runs	(25) vs. Southwest Baptist, 4/4/00
Scored 20-24 runs	(21) at Indiana State, 5/4/08
Scored 15-19 runs	(16) vs. Missouri, 4/12/16
Scored 10+ runs in an inning	(10) 5th vs. Bradley, 4/1/17
Scored 9 runs in an inning	4th at Arkansas State, 4/15/09
Scored 8 runs in an inning	7th vs. Southern Illinois, 5/25/17
Scored 7 runs in an inning	4th at Evansville, 4/28/17
Had 30+ hits	(32) vs. Evangel, 4/21/99
Had 25-29 hits	(26) vs. Indiana State, 5/14/98
Had 20-24 hits	(22) vs. Bradley, 5/24/12
Had 6+ doubles	(6) at Evansville, 4/10/10
Had 4+ triples	(4) vs. Illinois State, 5/20/16
Stole 6+ bases	(6) vs. Indiana State, 5/12/17
Stole 4 bases in an inning	4th vs. Evansville, 4/8/18
Was hit by 6+ pitches	(7) vs. DBU, 2/25/11
Drew three consecutive HBP	vs. DBU, 2/25/11
Had 4+ sacrifice bunts	(5) at Southern Illinois, 5/10/15
Did not strike out	at Kansas State, 3/14/15
Hit into a triple play	vs. Indiana State, 5/15/09
Hit 7+ home runs	(7) vs. Middle Tennessee, 3/15/02
Hit 6 home runs	vs. Oral Roberts, 4/4/10
Hit 5 home runs	vs. UNI, 3/26/00
Hit 4 home runs	vs. Illinois State, 4/21/18
Hit 2 grand slams in a game	vs. Arkansas State, 3/22/16
Walked 10+ times	(12) vs. Evansville, 4/8/18
Was shut out	at Central Arkansas (1-0), 2/25/18
Was shut out at home	vs. Illinois State (1-0), 5/24/17
Was shut out in consecutive games	vs. Oklahoma State, 3/18/14; at Wichita State, 3/21/14
Shut out back-to-back opponents	at Arkansas State, 3/1/17; vs. Central Arkansas, 3/3/17
Struck out 10+ batters	(16) vs. Illinois State, 4/20/18
Struck out 10+ times	(12) at Arkansas, 4/17/18
Was held to two or fewer hits	(1) vs. Saint Joseph's, 3/2/18
Hit back-to-back home runs	Justin Paulsen and Jake Burger vs. Wichita State, 5/26/17
Hit three straight home runs	Dan Firlit, Ryan Howard, Mike Collier vs. Arkansas Tech, 2/23/00
Turned 4+ double plays	(4) at Texas Tech, 2/19/12
Committed 6+ errors	(6) at Sam Houston State, 2/28/09
Swept a doubleheader	vs. Illinois State, 4/21/18
Lost both games of a doubleheader	vs. Oregon State, 4/13/18

A Missouri State Opponent...

Scored 25+ runs	(25) Rice, 5/25/97
Scored 20-24 runs	(20) Georgia Tech, 2/20/10
Scored 15-19 runs	(17) Oregon State, 4/13/18
Threw a complete-game one-hitter	Chris Razo, Illinois State, 4/5/13
Threw a complete-game no-hitter	Vince Serafini, Evansville, 5/13/00
Hit 3 home runs	Dylan Brown, Oklahoma State, 3/11/08
Hit 2 home runs	Trevor Larnach, Oregon State, 4/13/18
Hit back-to-back home runs	Trooper Reynolds and Chane Lynch, DBU, 4/2/15
Hit a leadoff home run	Matt Hoeg, Iowa, 3/14/18
Hit a walk-off home run	Steffan Guest, UT Arlington, 2/27/10
Hit a grand slam	Michael Gretler, Oregon State, 4/13/18
Had 4 hits in a game	Garrett Bengel, Oklahoma State, 6/2/17
Had 5+ hits in a game	(5) Jared Mang, New Mexico, 4/13/17
Had 5 RBIs	Collin Braithwaite, Illinois State, 5/19/17
Had 6+ RBIs	(6) Zach Lavy, Missouri, 4/26/16
Had 4+ stolen bases in a game	(4) Michael Faulkner, Arkansas State, 4/12/12
Scored 10+ runs in an inning	Middle Tennessee (10 in 8th), 2/20/09
Scored 9 runs in an inning	Georgia Tech (4th), 2/20/10
Scored 8 runs in an inning	Northern Illinois (9th), 2/21/14
Scored 7 runs in an inning	Oregon State (2nd), 4/13/18
Had 25-29 hits	(25) Rice, 5/25/97
Had 20-24 hits	(23) Nebraska, 2/20/11
Threw a complete game	(8.0) Walker Armstrong, CSUN, 3/23/18
Struck out 10+ batters	(10) Luke Heimlich, Oregon State, 4/13/18

MISSOURI STATE BASEBALL

Game 37 | MISSOURI STATE BEARS (25-11) at MISSOURI TIGERS (27-13) | April 24 | 6:30 p.m. | Columbia, Mo. | Taylor Stadium at Simmons Field (3,031) | KBFL AM/FM | SECN+



KEITH GUTTIN

Head Coach

36th Season
Alma mater: UMSL (1978)

One of the most successful baseball coaches in Missouri Valley Conference history, **Keith Guttin** began his MSU head coaching career in 1983, and has spent the past 35 seasons building the Bears into one of the top programs in the country. Under Guttin, the Bears have won 61 percent of their games, averaging 35 victories a year and racking up 11 different 40-win seasons.

Guttin, who entered the 2018 season sixth among active Division I head coaches in career victories, has been a part of the MSU baseball program as a player, assistant coach and head coach for 40 of the program's 54 years. He took the helm of Bears baseball at the start of the 1983 season, coinciding with the move of Missouri State athletics to Division I status. He inherited the reins of the program from its only previous head baseball coach, former Missouri State Director of Athletics Bill Rowe. Guttin ultimately helped stretch MSU's string of consecutive winning seasons to 32 in a row, easily the longest of any Missouri State athletics team. His 1,244 career wins are the most recorded by any head coach in the 110-year history of Missouri State athletics, and the Bears have finished in the top half of the conference race in all but four of his 35 seasons.

During Guttin's tenure, 121 Bears have signed professional contracts, including six first-round draft picks and 17 players who have advanced to the Major Leagues. Additionally, MSU has won 17 regular-season or conference tournament championships and made 10 NCAA Division I Tournament appearances, including nine in the last two decades.

In 2003, Guttin led the Bears to the NCAA Division I College World Series for the first time in school history, marking the only trip to Omaha by a Division I team from the state of Missouri since 1965. He has been a conference coach of the year 11 times and was selected as the American Baseball Coaches Association Division I Midwest Region Coach of the Year in both 1997 and 2003.

Guttin's pupils have produced results off the diamond as well. Missouri State baseball players have been recognized on the Valley's all-academic team 62 times since the inception of the honor in 1992. Additionally, seven Bears have garnered academic All-America honors on 12 different occasions under Guttin, including three-time selection Brian Mahaffey.

Missouri State is coming off its second NCAA Super Regional appearance and MVC regular-season title in three seasons. The Bears won their first 18 Valley games en route to the title, then captured their third overall NCAA Regional crown by knocking off Arkansas in the deciding game of the Fayetteville Regional. MSU saw its storybook season come to an end at the Fort Worth Super Regional, as TCU secured a fourth straight trip to Omaha with a two-game sweep of Guttin's Bears. Consensus All-America picks Jake Burger and Jeremy Eierman led a potent Bears lineup that paved the way to a 43-20 campaign, while Valley pitcher of the year Jake Fromson led a star-studded pitching staff and garnered All-America recognition of his own.

The 2015 season will go down as one of the more memorable campaigns for Guttin, who was inducted into both the Missouri Sports Hall of Fame and Springfield Area Sports Hall of Fame during the year. He also surpassed the 1,100 career victory mark early in MSU's record-setting season en route to earning his fifth MVC Coach of the Year nod. Under Guttin's guidance, the 2015 Bears set a program record with 49 victories and were ranked as high as No. 6 (*Baseball America*) in the nation while capturing the Valley's regular-season and postseason tournament titles. MSU went on to earn its ninth NCAA Division I postseason berth, sweeping the Springfield Regional at Hammons Field to advance to its second Super Regional appearance, where the Bears came up just one win shy of punching their ticket to the College World Series.

In 2001, Guttin led the Bears to their first-ever MVC regular-season championship and, in the process, dethroned perennial league powerhouse Wichita State. The Shockers had previously won outright or shared the Valley regular season crown in the previous 14 years, but the Bears posted a 22-10 record in 2001 and beat WSU by one game in the final league standings.

While the accomplishments of Guttin's teams on the field speak volumes about the success of his program, another dream came true in April 2004 when the Bears opened a sparkling 8,000-seat stadium just four blocks north of the Missouri State campus. The Bears finished the year ninth among NCAA Division I teams in attendance, playing only a portion of their home schedule at Hammons Field.

It was merely a coincidence that the crown jewel of the Missouri State baseball program came one year after the Bears exploded onto the national college baseball radar in the College World Series. But both events show the growth of college baseball in the Ozarks and the amount of community and administrative support the program had received in the last several years. With the continued support of the MSU community, Guttin has led the Bears' efforts in numerous charitable endeavors, including the program's annual Price Cutter Celebrity Golf Classic, proceeds from which have been committed to Champion Athletes of the Ozarks in each of the last 20 years. MSU's popular First Pitch and Reunion Night has also been a positive force for both the Bears and a variety of local charitable organizations. The preseason kickoff event has benefitted entities such as the Miracle League Ball Field, Care to Learn, Boys and Girls Clubs and the Wounded Warrior Project.

The Bears have finished lower than third in the league standings just nine times since Guttin took over. Guttin directed Missouri State to six straight league titles in Mid-Continent play from 1984 through 1989. He has given MSU its first three Valley postseason tournament championships in 1996, 1997 and 2015. He was voted the MVC Coach of the Year in 1993, 2001, 2003, 2008, 2015 and 2017 and was selected the American Baseball Coaches Association Division I Midwest Region Coach of the Year in 1997 and 2003.

Guttin had two notable seasons as the Missouri State second baseman, coming from Mineral Area College. He earned MIAA all-conference honorable mention in 1977 as the Bears made their first NCAA Division II tournament appearance in seven years.

A University City native, Guttin finished his undergraduate degree at the University of Missouri-St. Louis in 1978, and earned his master's degree in 1984 at Truman State. He and his wife, Marianne, have three daughters; Lauren, Lindsey and Samantha.

GUTTIN'S COACHING RECORD

Year	Team	W-L	Pct.	Conf.	Pct.
1983	Missouri State	32-11	.744	---	---
1984	Missouri State	35-22	.614	---	---
1985	Missouri State	24-16	.600	5-3	.625
1986	Missouri State	47-14	.770	11-1	.917
1987	Missouri State	38-14	.731	7-3	.700
1988	Missouri State	41-17	.707	12-0	1.000
1989	Missouri State	41-10	.804	8-2	.800
1990	Missouri State	42-15	.737	11-0	1.000
1991	Missouri State	40-22	.645	14-10	.583
1992	Missouri State	31-23	.574	10-11	.476
1993	Missouri State	32-23	.582	14-6	.700
1994	Missouri State	31-23	.574	13-7	.650
1995	Missouri State	37-21	.638	18-13	.581
1996	Missouri State	32-25	.561	18-11	.621
1997	Missouri State	35-25	.583	16-10	.625
1998	Missouri State	32-21	.604	19-13	.594
1999	Missouri State	38-19	.667	18-11	.621
2000	Missouri State	24-33	.421	15-17	.468
2001	Missouri State	36-22	.621	22-10	.688
2002	Missouri State	43-21	.672	19-13	.594
2003	Missouri State	40-26	.606	19-11	.633
2004	Missouri State	31-28	.525	19-12	.613
2005	Missouri State	26-29	.473	10-14	.417
2006	Missouri State	33-22	.600	15-8	.652
2007	Missouri State	23-34	.404	7-17	.292
2008	Missouri State	40-17	.702	18-6	.750
2009	Missouri State	34-20	.630	17-5	.773
2010	Missouri State	21-34	.382	6-15	.286
2011	Missouri State	33-23	.589	11-9	.550
2012	Missouri State	40-22	.645	13-7	.650
2013	Missouri State	31-23	.574	12-9	.571
2014	Missouri State	26-31	.456	9-12	.429
2015	Missouri State	49-12	.803	18-3	.857
2016	Missouri State	38-21	.644	7-13	.650
2017	Missouri State	43-20	.683	18-1	.947
2018	Missouri State	25-11	.694	8-1	.889
Totals		1,244-770	.618	457-370	.553

GUTTIN'S MILESTONE VICTORIES

WinDate.....Result (Site)
 1.....3/5/83.....MSU 8, Indiana State 2 (Meador Park)
 100.....3/11/86.....MSU 7, Jacksonville 5 (Jacksonville, Fla.)
 200.....4/16/88.....MSU 4, Eastern Illinois 2 (Charleston, Ill.)
 300.....5/13/90.....MSU 9, Eastern Illinois 2 (Chicago, Ill.)
 *395.....5/1/93.....MSU 9, UNI 2 (Meador Park)
 400.....5/9/93.....MSU 7, Wichita State 6 (Meador Park)
 500.....5/17/96.....MSU 8, Wichita State 7 (Wichita, Kan.)
 600.....4/24/99.....MSU 13, UNI 7 (Meador Park)
 700.....5/4/02.....MSU 5, Wichita State 1 (Wichita, Kan.)
 800.....5/11/05.....MSU 15, Kansas 6 (Hammons Field)
 900.....5/11/08.....MSU 7, Middle Tennessee 6 (Hammons Field)
 1,000.....3/3/12.....MSU 3, Northwestern State 2 (Natchitoches, La.)
 1,100.....3/17/15.....MSU 10, Little Rock 3 (Hammons Field)
 1,200.....4/18/17.....MSU 5, Missouri 3 (Columbia, Mo.)

*Surpassed Bill Rowe for the all-time MSU record for coaching victories

GUTTIN'S CAREER HIGHLIGHTS

Nine regular-season conference titles
 (1986, 1988, 1989, 1990, 2001, 2003, 2009, 2015, 2017)
 Nine conference tournament championships
 (1984, 1985, 1986, 1987, 1988, 1989, 1996, 1997, 2015)
 Ten NCAA Regional berths
 (1987, 1995, 1996, 1997, 1999, 2002, 2003, 2012, 2015, 2017)
 Three NCAA Super Regional berths
 (2003, 2015, 2017)
 2003 College World Series berth
 Mentored 29 All-Americans as head coach
 Coached 116 professional signees, including 17 Major Leaguers
 -Ryan Howard - 2005 NL Rookie of the Year and 2006 NL MVP
 -Bill Mueller - 2003 AL Batting Champion
 Coached 88 first-team all-conference selections, eight league players of the year and seven league pitchers of the year
 Six-time Mid-Continent Conference Coach of the Year
 (1984-89)
 Six-time Missouri Valley Conference Coach of the Year
 (1993, 2001, 2003, 2008, 2015, 2017)
 Two-time ABCA/NCAA Regional Coach of the Year

MISSOURI STATE BASEBALL

Game 37 | MISSOURI STATE BEARS (25-11) at MISSOURI TIGERS (27-13) | April 24 | 6:30 p.m. | Columbia, Mo. | Taylor Stadium at Simmons Field (3,031) | KBFL AM/FM | SECN+

ALPHABETICAL ROSTER

No.	Player	Yr.	Pos.	B-T	Ht.	Wt.	Hometown (Previous School)
41	Michael Briggs	So.	C	R-R	6-2	225	Lee's Summit, Mo. (Archbishop O'Hara HS)
18	Matt Brown	Sr.	IF	R-R	6-2	220	St. Louis, Mo. (St. John Vianney HS/Jefferson College)
36	Ty Buckner	Fr.	RHP	R-R	6-1	190	St. Louis, Mo. (Ladue Horton Watkins HS)
10	Dylan Coleman	Jr.	RHP	R-R	6-6	240	Potosi, Mo. (Potosi HS)
43	Mason Dickemann	Fr.	RHP	R-R	6-3	170	Ozark, Mo. (Springfield Catholic HS)
23	Jack Duffy	So.	OF	L-R	5-10	190	Kansas City, Mo. (Staley HS)
11	Jeremy Eierman	Jr.	IF	R-R	6-1	205	Warsaw, Mo. (Warsaw HS)
26	Sam Faith	Fr.	IF	B-R	6-3	195	St. Charles, Ill. (St. Charles North HS)
17	Jordan Fitzpatrick	Fr.	IF/OF	L-R	6-0	185	Rogersville, Mo. (Logan-Rogersville HS)
16	Jake Fromson	Sr.	RHP	R-R	5-11	200	Lee's Summit, Mo. (Lee's Summit HS/Kansas State University)
4	Logan Geha	So.	C	R-R	5-11	190	Lee's Summit, Mo. (Lee's Summit West HS)
40	Zach Gibbs	Fr.	RHP	R-R	6-1	190	Wentzville, Mo. (Holt HS)
25	Jake Hausmann	Fr.	RHP	R-R	6-6	225	St. Charles, Mo. (CBC HS)
29	Austin Knight	Sr.	RHP	R-R	6-3	215	Lebanon, Mo. (Lebanon HS)
21	Jake Lochner	Jr.	LHP	L-L	5-11	200	Sullivan, Mo. (Sullivan HS)
19	Tyler McAlister	So.	RHP	R-R	6-5	195	Waterloo, Ill. (Waterloo HS)
12	Max McGuire	Fr.	C	R-R	6-3	220	Lincoln, Neb. (Southwest HS)
8	Robbie Merced	Fr.	IF	R-R	6-1	170	Springfield, Mo. (Kickapoo HS)
24	Drew Millas	So.	C	B-R	6-2	205	Swansea, Ill. (Belleville East HS)
50	Alex Moore	So.	RHP	R-R	6-7	245	Mountain Grove, Mo. (Mountain Grove HS)
32	John Privitera	So.	IF	L-R	5-8	170	Lee's Summit, Mo. (Lee's Summit West HS)
31	Landan Ruff	Sr.	OF	R-R	6-2	215	Springfield, Mo. (Parkview HS)
33	Matt Russell	Fr.	RHP	R-R	6-2	190	Kansas City, Mo. (Staley HS)
13	Davis Schwab	Jr.	LHP	L-L	6-4	215	Overland Park, Kan. (Blue Valley West HS/Johnson County CC)
14	Connor Sechler	Fr.	RHP	R-R	6-3	180	Bolivar, Mo. (Bolivar HS)
5	Ryan Skalnik	Sr.	IF	R-R	6-1	195	Owasso, Okla. (Verdigris HS/Northwest Mississippi CC)
7	Hunter Steinmetz	Jr.	OF	L-L	5-9	185	Springfield, Mo. (Parkview HS)
45	Ben Whetstone	So.	IF	L-R	6-6	240	Overland Park, Kan. (Rockhurst HS)
35	Logan Wiley	So.	RHP	R-R	6-0	170	Springfield, Mo. (Kickapoo HS/Kansas State University)
27	Nate Witherspoon	So.	LHP	L-L	6-4	210	Eureka, Mo. (Eureka HS)
44	Dennis Yingling	Fr.	LHP	L-L	6-1	205	St. Louis, Mo. (Lindbergh HS)
1	Brooks Zimmerman	Jr.	OF/IF	R-R	6-2	210	Stillwater, Okla. (Stillwater HS/Cowley Co. CC)

Head Coach: Keith Guttin

Assistant Coaches: Paul Evans, Matt Lawson

Volunteer Assistant Coach: Joe Lincoln

Graduate Managers: Matt Fultz, Alex Jefferson, Geoff Jimenez

Student Assistant: Aaron Meyer

Director of Operations: Tyler Jeske

Athletic Trainer: Jim Penkalski

ROSTER BREAKDOWN

Seniors (5): Matt Brown, Jake Fromson, Austin Knight, Landan Ruff, Ryan Skalnik.

Juniors (6): Dylan Coleman, Jeremy Eierman, Jake Lochner, Davis Schwab, Hunter Steinmetz, Brooks Zimmerman.

Sophomores (10): Michael Briggs, Jack Duffy, Logan Geha, Tyler McAlister, Drew Millas, Alex Moore, John Privitera, Ben Whetstone, Logan Wiley, Nate Witherspoon.

Freshmen (11): Ty Buckner, Mason Dickemann, Sam Faith, Jordan Fitzpatrick, Zach Gibbs, Jake Hausmann, Max McGuire, Robbie Merced, Matt Russell, Connor Sechler, Dennis Yingling.

Infielders (8): Matt Brown, Jeremy Eierman, Sam Faith, Jordan Fitzpatrick, Robbie Merced, John Privitera, Ryan Skalnik, Ben Whetstone.

Outfielders (4): Jack Duffy, Landan Ruff, Hunter Steinmetz, Brooks Zimmerman.

Catchers (4): Michael Briggs, Logan Geha, Max McGuire, Drew Millas.

Pitchers (16): Ty Buckner, Dylan Coleman, Mason Dickemann, Jake Fromson, Zach Gibbs, Jake Hausmann, Austin Knight, Jake Lochner, Tyler McAlister, Alex Moore, Matt Russell, Davis Schwab, Connor Sechler, Logan Wiley, Nate Witherspoon, Dennis Yingling.

NUMERICAL ROSTER

No.	Player	Pos.
1	Brooks Zimmerman	OF/IF
4	Logan Geha	C
5	Ryan Skalnik	IF
7	Hunter Steinmetz	OF
8	Robbie Merced	IF
10	Dylan Coleman	RHP
11	Jeremy Eierman	IF
12	Max McGuire	C
13	Davis Schwab	LHP
14	Connor Sechler	RHP
16	Jake Fromson	RHP
17	Jordan Fitzpatrick	IF/OF
18	Matt Brown	IF
19	Tyler McAlister	RHP
21	Jake Lochner	LHP
23	Jack Duffy	OF
24	Drew Millas	C
25	Jake Hausmann	RHP
26	Sam Faith	IF
27	Nate Witherspoon	LHP
29	Austin Knight	RHP
31	Landan Ruff	OF
32	John Privitera	IF
33	Matt Russell	RHP
35	Logan Wiley	RHP
36	Ty Buckner	RHP
40	Zach Gibbs	RHP
41	Michael Briggs	C
43	Mason Dickemann	RHP
44	Dennis Yingling	LHP
45	Ben Whetstone	IF
50	Alex Moore	RHP

Head Coach

2.....Keith Guttin

Assistant Coaches

Volunteer Assistant Coach

38.....Joe Lincoln

Student Assistant

34.....Aaron Meyer (1st Base)

Graduate Managers

Matt Fultz

Alex Jefferson

Geoff Jimenez

Director of Operations

Tyler Jeske

Athletic Trainer

Jim Penkalski


PRONUNCIATION GUIDE

Mason Dickemann..... DICK • mun
Jeremy Eierman..... IRE • mun
Jake Fromson..... FRAWM • sin
Logan Geha..... GEE • uh
Keith Guttin..... rhymes with 'button'
Jake Hausmann..... HOUSE • mun
Jake Lochner..... LOCK • nur
Robbie Merced..... mur • SAID
John Privitera..... pri (long 'i') • vuh • TEER • uh
Connor Sechler..... SECK • lur
Hunter Steinmetz..... STINE • mets
Ben Whetstone..... WET • stone
Dennis Yingling..... YENG • ling

MISSOURI STATE BASEBALL

Game 37 | MISSOURI STATE BEARS (25-11) at MISSOURI TIGERS (27-13) | April 24 | 6:30 p.m. | Columbia, Mo. | Taylor Stadium at Simmons Field (3,031) | KBFL AM/FM | SECN+

TV/RADIO ROSTER



1 Brooks Zimmerman
OF/IF - Jr. - R/R
Stillwater, Okla.



4 Logan Goh
C - So. - R/R
Lee's Summit, Mo.



5 Ryan Skalnik
IF - Jr. - R/R
Owasso, Okla.



7 Hunter Steinmetz
OF - Jr. - L/L
Springfield, Mo.



8 Robbie Morced
IF - Fr. - R/R
Springfield, Mo.



10 Dylan Coleman
RHP - Jr. - R/R
Potosi, Mo.




11 Jeremy Elormann
IF - So. - R/R
Warsaw, Mo.



12 Max McGuire
C - Fr. - R/R
Lincoln, Neb.



13 Davis Schwab
LHP - Jr. - L/L
Overland Park, Kan.



14 Connor Sechler
RHP - Fr. - R/R
Bolivar, Mo.



16 Jake Fromson
RHP - Sr. - R/R
Lee's Summit, Mo.



17 Jordan Fitzpatrick
IF - Fr. - L/R
Rogersville, Mo.



18 Matt Brown
IF - Sr. - R/R
St. Louis, Mo.



19 Tyler McAllister
RHP - So. - R/R
Waterloo, Ill.



21 Jake Lochner
LHP - Jr. - L/L
Sullivan, Mo.




23 Jack Duffy
OF - So. - L/R
Kansas City, Mo.



24 Drew Millas
C - So. - S/R
Swansea, Ill.



25 Jake Hausmann
RHP - Fr. - R/R
St. Charles, Mo.



26 Sam Faith
IF - Fr. - S/R
St. Charles, Ill.



27 Nate Witherspoon
LHP - So. - L/L
Eureka, Mo.




29 Austin Knight
RHP - Sr. - R/R
Lebanon, Mo.



31 Landon Ruff
OF - Sr. - R/R
Springfield, Mo.



32 John Privitera
IF - So. - L/R
Lee's Summit, Mo.



33 Matt Russell
RHP - Fr. - R/R
Kansas City, Mo.



35 Logan Wiley
RHP - So. - R/R
Springfield, Mo.



36 Ty Buckner
RHP - So. - R/R
St. Louis, Mo.



40 Zach Gibbs
RHP - Fr. - R/R
Wentzville, Mo.



41 Michael Briggs
C - So. - R/R
Lee's Summit, Mo.



43 Mason Dickmann
RHP - Fr. - R/R
Ozark, Mo.



44 Dennis Yingling
LHP - Fr. - L/L
St. Louis, Mo.



45 Ben Whetstone
IF - So. - L/R
Overland Park, Kan.



50 Alex Moore
RHP - So. - R/R
Mountain Grove, Mo.



2 Keith Cuttin
Head Coach



3 Matt Lawson
Assistant Coach



28 Paul Evans
Assistant Coach



38 Joe Lincoln
Volunteer
Assistant Coach