

MISSOURI STATE

2003 NCAA College World Series • 10 NCAA Regional Appearances • 38 All-Americans • 19 Major Leaguers

Eric Doennig, MSU Athletics Communications (Primary Contact) | O: (417) 836-4586 | C: (417) 827-5327 | EricDoennig@MissouriState.edu | MissouriStateBears.com | @MSUBearBaseball | MissouriStBears

2018 SCHEDULE

February (4-2)

16	vs. Texas Southern [§]	W, 8-2
16	at Lamar [§]	W, 11-2
17	vs. Lamar [§]	L, 0-8
18	vs. Texas Southern [§]	W, 6-5
25	at Central Arkansas	L, 0-1 (10)
25	at Central Arkansas	W, 5-2

March (15-5)

2	vs. St. Joseph's [®]	L, 3-6
3	at (24) ECU [®]	W, 7-4
4	vs. Pepperdine [®]	W, 8-7
7	OKLAHOMA STATE	L, 8-10
9	(30) ARKANSAS STATE	W, 12-4
10	(30) ARKANSAS STATE	L, 1-4
11	(30) ARKANSAS STATE	W, 5-4
13	ORAL ROBERTS	W, 6-5
14	vs. Iowa*	W, 8-3
17	vs. Seton Hall [®]	W, 14-2
17	at Oklahoma State	L, 2-4
20	SOUTHEAST MISSOURI STATE	W, 10-5
21	MURRAY STATE	W, 5-4 (10)
23	CSUN	W, 3-2
24	CSUN	W, 5-0
25	CSUN	W, 8-2
27	at Kansas	W, 12-2
30	at Indiana State*	W, 4-3
30	at Indiana State*	W, 5-4 (11)
31	at Indiana State*	L, 4-6

April (3-0)

6	EVANSVILLE*	W, 6-5
7	EVANSVILLE*	W, 8-2
8	EVANSVILLE*	W, 11-4
10	(28) MISSOURI	L, 6-8
13	(7) OREGON STATE (DH)	11:00 a.m.
14	(7) OREGON STATE	6:30 p.m.
17	at Arkansas	6:35 p.m.
20	ILLINOIS STATE*	6:30 p.m.
21	ILLINOIS STATE*	2:00 p.m.
22	ILLINOIS STATE*	1:00 p.m.
24	at Missouri	7:30 p.m.
27	at Bradley*	6:00 p.m.
28	at Bradley*	2:00 p.m.
29	at Bradley*	1:00 p.m.

May

2	KANSAS	6:30 p.m.
4	at Valparaiso*	3:00 p.m.
5	at Valparaiso*	1:00 p.m.
6	at Valparaiso*	1:00 p.m.
11	SOUTHERN ILLINOIS*	6:30 p.m.
12	SOUTHERN ILLINOIS*	2:00 p.m.
13	SOUTHERN ILLINOIS*	1:00 p.m.
17	at DBU*	6:30 p.m.
18	at DBU*	6:30 p.m.
19	at DBU*	2:00 p.m.
23-26	MVC Baseball Championship*	TBA

Home games played at Hammons Field in BOLD CAPS

*MVC game;
 § Cardinal Classic (Beaumont, Texas); @ Keith LeClair Classic (Greenville, N.C.);
 + at KC Urban Youth Academy (Kansas City, Mo.); % at Stillwater, Okla.;
 & at Busch Stadium (St. Louis, Mo.); # at Homer Balpark (Dallas, Texas)



(24) MISSOURI STATE BEARS (22-8)

Conference.....Missouri Valley
 Head Coach.....Keith Guttin
 Alma Mater.....Missouri-St. Louis
 Career Record.....1,241-767 (36th year)
 Record at MSU.....same

SERIES INFORMATION

Site.....Springfield, Mo.
 Stadium.....Hammons Field (8,000)
 Game 1.....Friday, April 13 (11:02 a.m.)
 MSU.....RHP Dylan Coleman (5-1, 2.77 ERA)
 OSU.....TBA
 Game 2.....Friday, April 13 (TBA)
 MSU.....RHP Ty Buckner (3-2, 2.50 ERA)
 OSU.....TBA
 Game 3.....Saturday, April 14 (6:32 p.m.)
 MSU.....RHP Logan Wiley (4-3, 4.12 ERA)
 OSU.....TBA
 Series History.....OSU leads 3-2
 Radio.....KBFL 1060 AM/96.9 FM
 Watch.....ESPN (Game 1)/ESPN+ (Game 3)
 Live Stats.....MissouriStateBears.com



(7) OREGON STATE BEAVERS (24-6)

Conference.....Pac-12
 Head Coach.....Pat Casey
 Alma Mater.....George Fox
 Career Record.....1,040-561-6 (31st year)
 Record at OSU.....869-452-5 (24th year)

PRIME 9

- Missouri State made its 2018 debuts in both the NCBWA (No. 24) and USA Today Coaches (No. 25) polls, while climbing to a peak position of No. 19 in *D1Baseball's* Top 25 on Monday
- At No. 7 in three different national polls this week, Oregon State represents the highest-ranked foe to visit Hammons Field since April 2009; MSU is winless in its six previous contests against top 10 opponents at Hammons
- The Bears can boast 16 wins over ranked opponents at home since moving into Hammons Field in 2004; MSU topped its highest-ranking Hammons Field foe on April 11, 2006, with a 4-2 win over No. 11 Arkansas
- Jeremy Eierman** was named to USA Baseball's Golden Spikes Award Midseason Watch List on Tuesday; additionally, **Drew Millas** earned MVC Player of the Week honors for the second time in 2018 Monday after going 6-for-12 with six RBIs in the Bears' series sweep of UE last weekend
- MSU leads the Valley in team earned run average (3.24), opponent batting (.224), fewest earned runs allowed (97) and hits allowed (221); **Dylan Coleman** paces the circuit in strikeouts (63), while **Ty Buckner** leads the league with his 2.50 ERA; additionally, Eierman rates among the MVC's top 10 in eight offensive categories
- Ben Whetstone** has reached base safely via a hit, walk or hit by pitch in each of the Bears' 30 contests this season; the sophomore first baseman has also been solid in games following a Missouri State defeat, hitting .400 with all four of his home runs and seven RBIs in such outings to help the Bears go 7-0 after a loss
- MSU has won 15 of its last 18 games since March 11, thanks in large part to a bullpen that has posted a 1.53 ERA and allowed an opponent batting average of just .203; additionally, **John Privitera** and **Matt Brown** have drawn a combined 33 walks over the same stretch, while posting on-base percentages of .446 and .474, respectively
- Head coach **Keith Guttin** (1,241) needs one more victory to match the career total of former Southern Illinois coach Itchy Jones for the No. 21 position on the NCAA's Division I coaching wins list
- Missouri State has 71 combined come-from-behind victories over the last four seasons, including 12 through its first 30 contests of the 2018 campaign

AROUND THE HORN

Pos.	Player	Ht.	Wt.	Class	B/T	G/GS	BA/OBP/SLG	HR/RBI	Notes
DH	Drew Millas	6-2	205	So.	B/R	30/30	.303/.398/.431	2/36	RBI total ranks 3rd in MVC
C	Logan Geha	5-11	190	So.	R/R	26/23	.211/.333/.254	0/5	Career-best 3-game hit streak (March 21-25)
1B	Ben Whetstone	6-6	240	So.	L/R	30/30	.287/.406/.454	5/18	Reached safely in all 30 contests to date
2B	John Privitera	5-8	170	So.	L/R	30/30	.250/.411/.310	0/14	Ranks 25th in MVC with 26 walks
SS	Jeremy Eierman	6-1	205	Jr.	R/R	30/30	.303/.406/.557	5/27	Ranks 25th nationally with team-best 16 SB
3B	Matt Brown	6-2	220	Sr.	R/R	30/27	.211/.419/.395	3/17	.474 OBP over last 18 G since March 11
LF	Brooks Zimmerman	6-2	210	Jr.	R/R	22/14	.192/.259/.288	1/5	.308 BA over 4-game hit streak (March 21-27)
CF	Hunter Steinmetz	5-9	185	Jr.	L/L	30/30	.300/.386/.442	2/25	Hits in 12 of last 13 games
RF	Jack Duffy	5-10	190	So.	L/R	30/28	.248/.322/.358	1/12	MSU 22-6 in his 28 starts in RF
OF	Landan Ruff	6-2	215	Sr.	R/R	29/13	.139/.347/.361	2/6	HR'd twice in a 4-game span, March 10-14
OF	Jordan Fitzpatrick	6-0	185	Fr.	L/R	22/8	.171/.237/.200	0/4	.333 BA (4-for-12) as pinch hitter
IF	Sam Faith	6-3	195	Fr.	B/R	15/4	.143/.250/.333	1/3	First HR as Bear 3/17 vs. Seton Hall
IF	Ryan Skalnik	6-1	195	Sr.	R/R	11/3	.200/.407/.250	0/2	Reached base safely in 8 of last 9 games

Pos.	Pitcher	Ht.	Wt.	Class	B/T	G/GS	W-L	Sv	IP	H	K/BB	BAA	ERA
RHP	Ty Buckner	6-1	190	Fr.	R/R	8/8	3-2	0	39.2	29	31/25	.203	2.50
RHP	Dylan Coleman	6-6	240	Jr.	R/R	8/8	5-1	0	55.1	33	63/22	.175	2.77
RHP	Logan Wiley	6-0	170	So.	R/R	14/4	4-3	1	39.1	40	40/7	.258	4.12
RHP	Austin Knight	6-3	215	Sr.	R/R	6/6	1-0	0	29.0	29	25/17	.266	4.97
RHP	Tyler McAlister	6-5	195	So.	R/R	4/4	0-0	0	15.2	18	17/10	.295	5.17
RHP	Jake Fromson	5-11	200	Sr.	R/R	7/0	2-1	1	15.1	8	6/4	.163	1.76
LHP	Nate Witherspoon	6-4	210	So.	L/L	12/0	1-0	0	15.1	16	13/5	.276	1.76
LHP	Jake Lochner	5-11	200	Jr.	L/L	6/0	1-0	0	8.0	6	5/5	.222	2.25
RHP	Connor Sechler	6-3	180	Fr.	R/R	13/0	4-1	2	25.0	17	28/8	.187	2.88
RHP	Matt Russell	6-2	190	Fr.	R/R	12/0	0-0	3	16.0	11	16/11	.193	3.38
LHP	Davis Schwab	6-4	215	Jr.	L/L	7/0	1-0	0	7.2	10	8/2	.294	3.52

MISSOURI STATE BASEBALL

Games 31-33 | No. 24 MISSOURI STATE BEARS (22-8) vs. No. 7 OREGON STATE BEAVERS (24-6) | April 13-14 | Springfield, Mo. | Hammons Field (8,000) | KBFL AM/FM | ESPN/ESPN+

MISSOURI STATE QUICK FACTS

Founded	1905
Location	Springfield, Mo.
Address	901 S. National Ave. Springfield, MO 65897
Web Site	MissouriState.edu
Switchboard	(417) 836-5000
President	Clif Smart
Enrollment	26,216
Nickname	Bears
School Colors	Maroon and White
National Affiliation	NCAA Division I
Conference	Missouri Valley Conference
Director of Athletics	Kyle Moats
Faculty Athletics Representative	James Hutter
Tickets	(417) 836-7678, (888) 476-7849 MissouriStateBears.com/Tickets

Stadium

Home Facility	Hammons Field
Opened	2004
Capacity	8,000
Surface	Natural Grass
Dimensions	LF-315/LC-365/CF-400/RC-365/RF-330
Press Box Phone	(417) 832-3029

Baseball Staff

Head Coach	Keith Guttin (Missouri-St. Louis, '78)
MSU Record	1,241-767 (36th year at MSU)
Overall Record	1,241-767 (36th year overall)
Assistant Coach	Paul Evans (Southern Illinois, '81)
Assistant Coach	Matt Lawson (Missouri State, '15)
Volunteer Assistant Coach	Joe Lincoln
Graduate Managers	Matt Fultz Alex Jefferson Geoff Jimenez
Student Assistant	Aaron Meyer
Director of Operations	Tyler Jeske
Athletic Trainer	Jim Penskalski
Strength & Conditioning Coordinator	Jeremiah Frey

Team Information

2017 Overall Record	43-20
2017 MVC Record (Finish)	18-1 (1st)
Postseason	NCAA Fayetteville Regional champion; NCAA Fort Worth Super Regional runner-up
Lettermen Returning/Lost	18/11
Starters Returning/Lost	4/5
Pitchers Returning/Lost	8/5
Newcomers	15

History

First Season	1964
All-Time Record (55 seasons)	1,635-997-1
All-Time at Hammons Field (15 seasons)	243-122
All-Time NCAA D-I Tournament Record	21-22 (10 app.)
MVC Regular-Season Championships	5
MVC Tournament Championships	3

Athletics Communications

Location	Hammons Student Center, Room 300
Shipping Address	901 S. National Avenue Springfield, MO 65897
Assistant Director (Primary Baseball Contact)	Eric Doennig
Office Phone	(417) 836-4584
Cell Phone	(417) 827-5327
Email	EricDoennig@MissouriState.edu
Assistant A.D. for Communications	Rick Kindhart
Assistant Director	Ben Adamson
Social Media/Graphic Design Assistant	Bridgette Robles
Assistant	Kevin Kane
Graduate Assistants	Shannon Carrico, Emily McMillan
Athletics Web Site	MissouriStateBears.com
Twitter	@MSUBearBaseball
Instagram	@MSUBearBaseball
Facebook	MissouriStBears/MSUBearsBaseball

LEADING OFF

After seeing their 10-game home win streak come to an end Tuesday, the **Missouri State Bears** will look to bounce back against the nationally-ranked **Oregon State Beavers** in a three-game series this weekend at Hammons Field. The Bears and Beavers will open their non-conference set with an 11 a.m. doubleheader Friday (April 13) morning, before concluding the series with a 6:30 p.m. contest Saturday.

The Bears (22-8) dropped an 8-6 decision to Missouri on Tuesday, sustaining their first home loss since March 10. Nevertheless, MSU has claimed 15 of its last 18 contests overall and has yet to drop a weekend series this season.

Oregon State (24-6) is coming off its second straight Pac-12 series loss last weekend at Arizona, but maintains a No. 7 national ranking in this week's NCBWA poll. The Beavers return the core of their 2017 squad, which finished 56-6 and spent the majority of the season as the nation's top ranked club.

SERIES HISTORY

OSU has claimed three of the previous five meetings in the series, all taking place on neutral fields. The Beavers won the first three contests, including a 17-3 win in Norman, Okla., in 1993, a 5-4 victory in 2004 in Arlington, Texas, as well as the first game of a three-game set in Portland nine years ago. MSU rebounded to post back-to-back two-run decisions over the Beavers to earn the series win at PGE Park.

MSU is 4-10 all-time against the current membership of the Pac-12 Conference, including a 12-0 win over Washington State in its last meeting with a league school on Feb. 15, 2015, in Nacogdoches, Texas.

STREAKING AT HAMMONS

With their midweek loss to Mizzou on Tuesday, the Bears saw their 10-game Hammons Field win streak come to an end. MSU's 2018 home mark fell to 11-3, but the Bears' double-digit home win streak represented the sixth different streak of at least six home victories since the start of the 2015 season, as well as the Bears' third-longest home streak since moving to Hammons Field in 2004. The longest such streak is 16 straight victories from April 18, 2015 through March 6, 2016.

The Bears have logged their top two single-season home win totals over the last two years, going 21-7 at home last spring, following a Hammons Field record 22 victories in 2016. In 2015, MSU posted its best-ever showing at Hammons with a 19-3 (.864) mark, giving the Bears a combined 73-21 (.777) home record, including a 26-7 mark in MVC play, since the start of the 2015 season.

STEINMETZ ON A ROLL

After starting the season with only five hits in his first 30 at-bats, junior outfielder **Hunter Steinmetz** has keyed a recent surge that has seen the Bears go 18-5 since March 3. Over the same span, Steinmetz has hit .330 (31-for-94) with 21 RBIs and 24 runs scored.

The Springfield native recorded a hit in nine straight games, March 20-31, hitting .389 with 11 RBIs. After seeing his streak end last Friday vs. Evansville, Steinmetz has responded by going 6-for-13 over the last three contests.

BEARS HOME WINS OVER RANKED FOES

(at Hammons Field since 2004)

Rank	Opponent	Result	Date
11	Arkansas	W, 4-2	April 11, 2006
12	Wichita State	W, 5-2	May 23, 2007
16	DBU	W, 5-4	April 2, 2015
16	DBU	W, 4-3	April 3, 2015
17	Missouri	W, 2-1	April 26, 2005
17	Oklahoma State	W, 4-3	April 8, 2009
20^	Missouri	W, 13-8	April 28, 2015
22^	Oklahoma State	W, 4-3	May 17, 2011
24	Iowa	W, 5-3	May 30, 2015
24	Iowa	W, 3-2	May 31, 2015
26*	Indiana State	W, 9-6	May 14, 2009
26*	Indiana State	W, 17-12	May 15, 2009
26*	Indiana State	W, 6-1	May 16, 2009
30	Oral Roberts	W, 9-6	April 22, 2008
30	Arkansas State	W, 12-4	March 9, 2018
30	Arkansas State	W, 5-4	March 11, 2018

Rankings used are from NCBWA Top 30 polls, unless noted otherwise

*Collegiate Baseball Newspaper Top 30

^Baseball America Top 25

SERIES SUMMARY

All-Time Record vs. Oregon State	2-3
Home	0-0
Road	0-0
Neutral	2-3
Current Streak	Won 2
Previous Meetings	
3/28/93	Norman, Okla. L, 3-17
2/22/04	Arlington, Texas L, 4-5
3/13/09	Portland, Ore. L, 7-8
3/14/09	Portland, Ore. W, 5-3
3/15/09	Portland, Ore. W, 4-2
MSU vs. Pac-12 Conference	4-10
Keith Guttin vs. Oregon State	2-3

POLL POSITION

With their weekend sweep of Evansville, the Bears solidified their position in four of the major college baseball polls, moving to a peak position of No. 19 in this week's *D1Baseball.com* poll, while Missouri State debuted in both the National Collegiate Baseball Writers Association (No. 24) and *USA Today Coaches* (No. 25) polls. Each position represents a regular-season best for the Bears, who have now garnered a regular-season top 25 ranking in each of the last four seasons.

At No. 7 in this week's NCBWA, *USA Today Coaches* and *Perfect Game* polls, Oregon State will be the highest ranked opponent to play Hammons Field a visit since the 2009 season, when fourth-ranked Arkansas (*Collegiate Baseball*) claimed a 2-0 victory over the Bears for a three-game set Friday and Saturday. MSU, which is 3-2 versus ranked foes this season, posted a road win over an ECU squad that is currently ranked as high as No. 7 (*D1Baseball*), as well as two home wins over then No. 30 Arkansas State (NCBWA).

Overall, the Bears are 16-17 versus ranked opponents at home since moving to Hammons Field in 2004. The highest-ranked opponent the Bears have defeated at Hammons was 11th-ranked Arkansas on April 11, 2006. MSU is 0-6 against top 10 teams at Hammons.

MISSOURI STATE BASEBALL

Games 31-33 | No. 24 MISSOURI STATE BEARS (22-8) vs. No. 7 OREGON STATE BEAVERS (24-6) | April 13-14 | Springfield, Mo. | Hammons Field (8,000) | KBFL AM/FM | ESPN/ESPN+

2018 MVC STANDINGS

Team	Overall	Pct.	MVC	Pct.
Missouri State	22-8	.733	5-1	.833
Bradley	17-9	.654	4-2	.667
Southern Illinois	18-14	.562	4-2	.667
DBU	20-10	.667	2-1	.667
Indiana State	16-11	.593	2-4	.333
Illinois State	12-16	.429	2-4	.333
Valparaiso	10-18	.357	2-4	.333
Evansville	6-20	.231	0-3	.000

THIS WEEK IN THE VALLEY

Friday, April 13

Oregon State at Missouri State (11 a.m.)
 Valparaiso at Michigan State (2 p.m.)
 Oregon State at Missouri State (2:30 p.m.)
 Illinois State at Indiana State (4:30 p.m.)
 Bradley at Evansville (6 p.m.)
 Southern Illinois at DBU (6:30 p.m.)

Saturday, April 14

Valparaiso at Michigan State (12 p.m.)
 Illinois State at Indiana State (1 p.m.)
 Bradley at Evansville (2 p.m.)
 Southern Illinois at DBU (2 p.m.)
 Oregon State at Missouri State (6:30 p.m.)

Sunday, April 15

Valparaiso at Michigan State (12 p.m.)
 Illinois State at Indiana State (1 p.m.)
 Bradley at Evansville (1 p.m.)
 Southern Illinois at DBU (1 p.m.)

MVC PRESEASON POLL

No.	Team (First-place votes)	Points
1.	DBU (7)	63
2.	Missouri State (1)	57
3.	Indiana State	42
4.	Southern Illinois	35
5.	Illinois State	31
6.	Bradley	30
7.	Evansville	18
8.	Valparaiso	12

PRESEASON ALL-MVC TEAM

Pos.	Player	Team
1B	Luke Mangieri	Bradley
2B	Connor Kopach	Southern Illinois
3B	Tim Millard	DBU
SS	Jeremy Eierman	Missouri State
C	Garrett Wolforth	DBU
UT	Andrew Ivelia	Bradley
DH	Dane Giesler	Indiana State
OF	Jameson Hannah	DBU
OF	Devlin Granberg	DBU
OF	Hunter Steinmetz	Missouri State
SP	Dylan Coleman	Missouri State
SP	Michael Baird	Southern Illinois
RP	Ryan Netemeyer	Southern Illinois
RP	Jake Fromson	Missouri State



CARDIAC CUBS

Missouri State has made a habit of eliminating leads over the last three seasons, and their recent hot streak has highlighted this trend. The Bears rallied for comeback wins in each of their first two wins over Evansville last weekend and have now totaled 71 come-from-behind victories since the start of the 2015 season. This year alone, the Bears have rallied for 12 wins after trailing the opposition. MSU has been good in close encounters as well, recording a 9-1 mark in one-run contests, including three walkoff wins at home.

With its 6-5 comeback victory over UE last Friday, MSU also improved to 7-0 following a loss. The Bears have hit .295 with seven home runs in those seven victories. **Ben Whetstone** has been particularly lethal in games following losses, batting .400 and slugging .920 with four of his five homers and seven RBIs. On the mound, the MSU bullpen has been lights out following losses, posting a collective 1.92 ERA in 23.1 combined innings.

IN RARE COMPANY

With Missouri State's 10-5 win over SEMO on March 20, Bears head coach **Keith Guttin** moved past former San Diego State coach Jim Dietz into sole possession of the No. 22 spot on the NCAA's Division I career coaching wins list. With a career record of 1,241-766 (.618), Guttin needs one more win to catch former Southern Illinois coach Itchy Jones in the No. 21 position on the list. Guttin is the second-winningest coach in MVC history, while his win total ranks sixth among all active Division I head coaches.

DOUBLE TROUBLE

The Bears' sophomore catching combination of **Logan Geha** and **Drew Millas** turned in a weekend to remember in leading the Bears to a series sweep of Evansville. The duo went 10-for-17 (.588) with four doubles, a triple and six RBIs over the three games. In Sunday's series finale, they were particularly lethal, combining to go 4-for-7 with three walks, three runs scored and three RBIs. They also teamed up to backstop a strong weekend from the MSU pitching staff, which allowed just eight earned runs and struck out 23 Purple Aces and issued only four walks over the 27.0 innings in the series.

SHUTDOWN STAFF

MSU pitching has locked into high gear over the last 20 games, posting a 3.08 team ERA and winning 16 of those outings. In all, seven different Bears hurlers have logged sub-3.00 ERA's over the same span, while the staff as a whole has limited the opposition to a .207 batting mark.

A pair of freshmen have led the charge with **Ty Buckner** going 3-1 with a 2.28 ERA and **Connor Sechler** has allowed just one run in 13.2 combined innings, over which he has fanned 18 batters and walked just two to go 3-0 with two saves. The Bears have given up an average of 3.65 runs per outing and have yielded 10 or more hits just four times during the same stretch.

MSU CAREER STRIKEOUTS

No.	Player	Years	K's
1.	Brad Ziegler	2000-03	330
2.	Nick Petree	2011-13	306
3.	Matt Hall	2013-15	275
4.	Brett Sinkbeil	2004-06	256
5.	Dylan Coleman	2016-pr.	251
6.	Jordan Knutson	2014-17	247
	Jarrold Mays	1994-96	247
8.	Ross Detwiler	2005-07	244
9.	Jon Harris	2013-15	243
10.	Pierce Johnson	2010-12	227

MSU CAREER WINS

No.	Player	Years	W
1.	Brad Ziegler	2000-03	32
2.	Nick Petree	2011-13	27
3.	Kirby Cannon	1977-80	25
4.	Jeff Gray	2001-04	23
	Dave Dickensheet	1979-82	23
6.	Tim Clubb	2007-09	21
	Jordan Knutson	2014-17	21
	Scott Geitz	1995-98	21
	Ken Watkins	1967-70	21
10.	Sam Perez	2013-16	20
	Darren Garrison	1986-89	20
	Jarrold Mays	1994-96	20
	Wade Palmer	1973-76	20
	Steve Anderson	1978-81	20
15.	Dylan Coleman	2016-pr.	19
	Matt Hall	2013-15	19
	Jon Harris	2013-16	19
	Brett Sinkbeil	2004-06	19
19.	Buddy Baumann	2007-09	18
20.	Jerry Oetting	1988-92	17

COLEMAN CLIMBING

Junior right-hander **Dylan Coleman** picked up his fifth mound victory of the season March 30 with a 4-3 decision over Indiana State, striking out seven Sycamores over 6.2 innings. He moved into the Bears' top five for career strikeouts last Friday, passing Jordan Knutson and Jarrod Mays with his six-strikeout effort vs. Evansville. Coleman, who fanned an MVC-high 106 batters in 2016, needs five more K's to match the career total of Brett Sinkbeil, who currently occupies the No. 4 spot on the list with 256 K's.

Coleman also needs one more win to crack the Bears' all-time top 10 list for that category. With 19 wins, he trails five different Bears — most recently Sam Perez (2013-16) — in the 10th spot with 20 victories.

EIERMAN GOLDEN

Junior shortstop **Jeremy Eierman** picked up another national honor Tuesday with his selection to USA Baseball's Golden Spikes Award Midseason Watch List. The midseason watch list features 40 of the nation's top amateur players from the college ranks. The Golden Spikes Award Advisory Board will continue to maintain a rolling list of athletes, allowing players to play themselves into consideration for the award before announcing the semifinalists on May 21.

Eierman was a unanimous preseason All-America and the No. 9 college prospect for the 2018 MLB Draft, as well as the No. 17 overall prospect, by *Baseball America* prior to the start of the season. He currently leads the Bears in batting (.303), hits (37), runs scored (29), doubles (12), home runs (5), total bases (68) and stolen bases (16) on the heels of a breakthrough 2017 season that earned the Warsaw, Mo., product first-team All-America recognition and a spot on USA Baseball's Collegiate National Team last summer.

MISSOURI STATE BASEBALL

Games 31-33 | No. 24 MISSOURI STATE BEARS (22-8) vs. No. 7 OREGON STATE BEAVERS (24-6) | April 13-14 | Springfield, Mo. | Hammons Field (8,000) | KBFL AM/FM | ESPN/ESPN+

MSU RECORD BY POSITION

C-	Geha 22 (16-6), Millas 8 (6-2)
1B-	Whetstone 30 (22-8)
2B-	Privitera 30 (22-8)
3B-	Brown 27 (20-7), Faith 2 (2-0), Fitzpatrick 1 (0-1)
SS-	Eierman 30 (22-8)
LF-	Zimmerman 13 (9-4), Ruff 12 (8-4), Fitzpatrick 5 (5-0)
CF-	Steinmetz 30 (22-8)
RF-	Duffy 28 (22-6), Ruff, 1 (0-1), Zimmerman 1 (0-1)
DH-	Millas 22 (16-6), Skalnik 3 (2-1), Fitzpatrick 2 (2-0), Faith 2 (2-0), Geha 1 (0-1)
P-	Buckner 8 (6-2), Coleman 8 (6-2), Knight 6 (4-2), McAlister 4 (3-1), Wiley 4 (3-1)

MSU RECORD BY BATTING ORDER

1st-	Privitera 18 (12-6), Steinmetz 12 (10-2)
2nd-	Eierman 23 (18-5), Steinmetz 7 (4-3)
3rd-	Millas 23 (18-5), Eierman 7 (4-3)
4th-	Whetstone 20 (17-3), Zimmerman 6 (3-3), Brown 1 (0-1), Duffy 1 (0-1), Millas 1 (1-0), Steinmetz 1 (1-0)
5th-	Duffy 7 (7-0), Millas 6 (3-3), Steinmetz 6 (5-1), Skalnik 3 (2-1), Brown 2 (1-1), Whetstone 2 (0-2), Zimmerman 2 (2-0), Faith 1 (1-0), Fitzpatrick 1 (1-0), Brown 8 (7-1), Duffy 5 (4-1), Whetstone 5 (4-1), Geha 5 (3-2), Zimmerman 4 (3-1), Steinmetz 3 (1-2)
7th-	Duffy 9 (6-3), Geha 6 (4-2), Fitzpatrick 5 (4-1), Brown 5 (5-0), Whetstone 2 (1-1), Faith 1 (1-0), Steinmetz 1 (1-0), Zimmerman 1 (0-1)
8th-	Geha 12 (9-3), Brown 6 (5-1), Duffy 5 (4-1), Ruff 3 (1-2), Fitzpatrick 2 (2-0), Faith 1 (1-0), Whetstone 1 (0-1)
9th-	Privitera 12 (10-2), Ruff 10 (7-3), Brown 5 (2-3), Duffy 1 (1-0), Faith 1 (1-0), Zimmerman 1 (1-0)

MSU HIT STREAKS

Category	Current	2018	Career
Jeremy Eierman	4	11	11
Drew Millas	4	6	6
Ben Whetstone	4	6	6
Matt Brown	4	3	3
Hunter Steinmetz	3	9	19
Jack Duffy	1	4	4
John Privitera	0	4	4
Brooks Zimmerman	0	4	4
Logan Geha	0	3	3
Landan Ruff	0	2	3
Jordan Fitzpatrick	0	2	2
Ryan Skalnik	0	2	2
Sam Faith	0	1	1

MSU REACHED BASE STREAKS

Category	Current	2018	Career
Ben Whetstone	30	30	30
Jeremy Eierman	27	27	33
Matt Brown	17	17	17
John Privitera	16	16	16
Hunter Steinmetz	13	13	29
Drew Millas	5	7	11
Jack Duffy	1	8	8
Ryan Skalnik	0	7	7
Landan Ruff	0	6	6
Logan Geha	0	5	7
Jordan Fitzpatrick	0	4	4
Brooks Zimmerman	0	4	4
Sam Faith	0	2	2

MILLAS TABBED FOR VALLEY HONOR

On the heels of a red-hot weekend that helped power a Missouri State series sweep of Evansville, **Drew Millas** was named Missouri Valley Conference Player of the Week for the second time this season on Monday.

The Bears' sophomore catcher sparked the MSU offense by going 6-for-12 with six RBIs in the Bears' three victories over the weekend. After helping the Bears erase a late deficit with two RBIs—including a game-tying, seventh-inning sac fly—in Friday's opener, Millas went 3-for-4 with the game-winning RBI in game two. The Swansea, Ill., native helped MSU lock up its 10th consecutive home win Sunday, logging a key three-run double as part of a 2-for-4 day in the 11-4 victory.

The MVC honor is the second in six weeks for Millas, who picked up the same award on April 5. It also marks the fourth consecutive week a Missouri State player has earned either MVC Player or Pitcher of the Week and the fifth time overall in 2018 a Bear has received one of the two weekly Valley honors.

MARCH MADNESS

As part of their 22-8 start to the season, the Bears locked up their eighth-consecutive .500 or better month of February. Missouri State has been even better in the month of March, which has traditionally been the Bears' most successful month. MSU went 15-5 in March this season, has gone 50-21 in March over the last four seasons and logged 16 winning months of March since 2001. Overall, MSU has posted a .633 March winning percentage and finished .500 or better in the month 46 times in 55 years as a varsity program.

ROAD TO SUCCESS

MSU has proven to be hard to stop on the road over the past three seasons, logging a 59-33 (.641) record in such contests. Including their 20-6 record in neutral-field games over the same stretch, the Bears have gone 79-39 (.669) away from Hammons Field since the start of the 2015 season. The Bears went 19-13 in true road games a year ago, after finishing with a program-record 21 wins in 27 road contests in 2015. MSU's 0.857 win percentage on the road represented their best since 1978, when they posted an identical percentage with a 12-2 road mark.

VALLEY FORECAST

With 18 letterwinners returning from last year's 43-20 squad, the Bears were tabbed second in the Missouri Valley Conference's 2018 preseason poll of the league's head coaches. DBU Defending Valley Tournament champion DBU garnered seven of the eight first-place votes and finished with 63 points overall to claim the top spot in the poll.

The Patriots edged the Bears (57 points), who received the remaining first-place vote, while Indiana State (42) and Southern Illinois (35) rounded out the top half of the preseason poll. Illinois State (31) and Bradley finished fifth and sixth, respectively, while Evansville (18) and Valparaiso were slotted into the final two positions in the poll. The league's eight clubs will convene in Dallas at the conclusion of the conference season for the right to represent the Valley in the 2018 NCAA Tournament.

WHAT'S ON TAP

The 2018 Missouri State baseball schedule will feature a total of 52 games, including 24 home dates and match-ups against seven different 2017 NCAA Tournament teams. In all, the Bears are slated to play 23 games against 12 different opponents that rated among the top 125 RPI-finishers a year ago, including 13 contests against NCAA Regional qualifiers.

Highlighting the home portion of the schedule will be a three-game non-conference series (April 13-14) against an Oregon State squad that returns the bulk of its roster from last year's club that earned the top overall national seed in the 2017 NCAA Baseball Championship and advanced to the College World Series with a 56-6 overall record.

MSU's home slate will also feature midweek return visits from Missouri (April 10) and Kansas (May 2) as part of home-and-home series with the Tigers and Jayhawks. The Bears will host three Missouri Valley Conference weekend series, beginning with a three-game set against Evansville (April 6-8), followed by series with Illinois State (April 20-22) and Southern Illinois (May 11-13).

FEELING SUPER

Coming off the winningest three-year period in program history with 130 victories since the start of the 2015 season, the Bears turned in a stretch like no other in school history. Over the last three seasons, nine different players have been selected as All-Americans, six different players have been taken in the top 10 rounds of the MLB Draft, including two first-rounders.

Last year's 43-20 team captured the program's fifth MVC regular-season crown, as well as the NCAA Fayetteville Regional title to advance to Super Regional play for the third time. With their run to the Regional title, the Bears advanced to NCAA Super Regional play for the second time in three seasons and the third time as a Division I program in 2017.

2018 HONORS

Dylan Coleman

- Missouri Valley Conference Pitcher of the Week (March 26)
- Preseason All-MVC

Jeremy Eierman

- Missouri Valley Conference Player of the Week (March 19)
- USA Baseball Golden Spikes Award Watch List
- Baseball America Preseason All-America (first team)
- D1 Baseball Preseason All-America (first team)
- Perfect Game Preseason All-America (first team)
- Collegiate Baseball Preseason All-America (first team)
- NCBWA Preseason All-America (second team)
- Preseason All-MVC

Jake Fromson

- NCBWA Stopper of the Year Watch List
- Collegiate Baseball Preseason All-America (second team)
- Preseason All-MVC

Drew Millas

- Missouri Valley Conference Player of the Week (March 5; April 9)

Connor Sechler

- Missouri Valley Conference Pitcher of the Week (April 2)

Hunter Steinmetz

- Preseason All-MVC

MISSOURI STATE BASEBALL

Games 31-33 | No. 24 MISSOURI STATE BEARS (22-8) vs. No. 7 OREGON STATE BEAVERS (24-6) | April 13-14 | Springfield, Mo. | Hammons Field (8,000) | KBFL AM/FM | ESPN/ESPN+

NCBWA DIVISION I POLL (April 9)

No.	Team	W-L	Points
1.	Florida	28-6	1
2.	Arkansas	24-9	8
3.	Stanford	23-5	2
4.	Texas Tech	26-7	5
5.	Ole Miss	27-6	3
6.	NC State	25-6	7
7.	Oregon State	24-6	4
8.	Clemson	25-7	9
9.	Kentucky	22-10	10
10.	Florida State	24-9	6
11.	ECU	24-7	14
12.	Indiana	22-6	11
13.	Duke	27-6	13
14.	Southern Miss	22-9	12
15.	UCLA	19-8	17
16.	Vanderbilt	19-13	16
17.	Georgia	23-9	19
18.	Oklahoma	23-11	25
19.	Texas A&M	23-9	18
20.	Wichita State	22-7	22
21.	Coastal Carolina	23-11	21
22.	LSU	20-13	20
23.	North Carolina	21-11	27
24.	Missouri State	22-7	RV
25.	Auburn	23-10	15
26.	Florida Atlantic	24-8	29
27.	Texas	22-12	RV
28.	Missouri	23-9	24
29.	Louisiana Tech	24-10	28
30.	Tennessee Tech	25-5	RV

Receiving Votes: Alabama (20-13), Arizona (19-11), Cal (18-11), College of Charleston (25-9), UConn (17-10), Creighton (18-7), DBU (19-10), FGCU (24-7), Georgia Tech (19-13), Grand Canyon (17-14), Hawaii (18-11), Illinois (18-8), Iowa (16-10), Jacksonville (21-12), Louisville (20-11), Mercer (26-8), Michigan (19-10), Morehead State (20-13), Ohio State (20-10), Oklahoma State (17-11-1), Oregon (18-12), Saint John's (17-10), Saint Louis (21-9), Sam Houston State (23-8), San Diego State (21-11), San Francisco (20-12), South Alabama (17-13), Stetson (24-8), Stony Brook (17-12), UC Irvine (17-13), UCF (22-11), UNLV (23-11), USF (21-11), West Virginia (13-15).

COLLEGIATE BASEBALL POLL (April 9)

No.	Team	W-L	Points
1.	Florida	28-6	495
2.	NC State	25-6	493
3.	Clemson	25-7	490
4.	Duke	27-6	487
5.	UCLA	19-8	486
6.	Stanford	23-5	484
7.	Arkansas	24-9	482
8.	Oregon State	24-6	480
9.	Ole Miss	27-6	478
10.	Georgia	23-9	475
11.	Oklahoma	23-11	472
12.	North Carolina	21-11	469
13.	Florida State	24-9	468
14.	Texas Tech	26-7	465
15.	Indiana	22-6	463
16.	Michigan	19-11	461
17.	Texas	22-12	459
18.	Illinois	19-8	457
19.	ECU	24-7	455
20.	Vanderbilt	19-13	452
21.	Louisville	20-11	451
22.	Texas A&M	23-9	448
23.	LSU	20-13	447
24.	Missouri State	22-7	444
25.	Tennessee Tech	25-5	442
26.	Sam Houston State	23-8	440
27.	FGCU	24-7	437
28.	Nevada	17-12	435
29.	Coastal Carolina	23-11	434
30.	Wichita State	22-7	433

BEARS IN THE PRO RANKS

Four Missouri State baseball standouts reached contractual agreements with professional organizations after being selected in the 2017 Major League Baseball Draft.

First-round pick **Jake Burger** agreed to terms with the Chicago White Sox after the club selected the three-time All-American third baseman 11th overall in the June 12 draft, while fellow MSU juniors **Trey Turner** and **Doug Still** followed suit by reaching deals with Washington and San Francisco, respectively. Senior first baseman **Justin Paulsen** inked a contract with San Diego after being picked in the 39th round by the Padres.

Former Missouri State baseball standouts **Pierce Johnson** and **Luke Voit** became the 18th and 19th Bears to receive call-ups to the big leagues last year. Johnson was selected by the Cubs in the Comp Round of the 2012 MLB Draft with the 43rd overall pick, while Voit was taken by St. Louis in the 22nd round of the 2013 draft. The duo became the second and third Bears to receive big-league call-ups in the last two seasons after **Buddy Baumann** made his Major League debut with San Diego in July 2016. Voit is one of three former Bears currently on MLB 40-man rosters, joining Baumann and **Brad Ziegler** (Marlins), while 11 additional former MSU standouts remain active in the minor league ranks.

In 2016, two MSU seniors — **Spencer Johnson** and **Sam Perez** — were among those taken in the 2016 Major League Baseball First-Year Player Draft. Perez was the first Missouri Valley Conference player to be chosen in the draft, as the Miami Marlins selected the right-hander in the fifth round with the 143rd overall pick on the second day of the 40-round amateur draft. The following day, Johnson heard his name called by the Houston Astros in the 16th round with the 487th overall pick. With the selections of Johnson and Perez, Missouri State extended an impressive string of talent production that has resulted in at least one Bear being picked in 30 of the last 31 MLB Drafts dating back to 1986.

BEARS ON RADIO

Once again in 2018, Meyer Communications is slated to provide live radio coverage of all 52 Missouri State regular-season games, plus all Bears' games in the Missouri Valley Conference Tournament and any 2018 postseason play.

The broadcasts can be heard primarily on **KBFL 1060 AM** and **96.9 FM** in Springfield with Art Hains, Ben Goss and Corey Riggs describing the action. An online audio stream is available through KBFL's website via RadioSpringfield.com.

BEARS ON THE WEB

Missouri State University, in conjunction with SIDEARM Sports, launched a new partnership in August 2016, unveiling a reconstructed **MissouriStateBears.com**, the official MSU Athletics web site. The revamped site will provide MSU fans with improved features and overall customer service. It uses the latest technology to provide fans with a seamless, robust experience unique to Missouri State University.

BEARS TV BROADCAST SCHEDULE

Date	Opponent	Outlet	Time
March 7	Oklahoma State	ESPN3	3 p.m.
March 13	Oral Roberts	ESPN3	3 p.m.
March 21	Murray State	ESPN3	3 p.m.
April 6	Evansville	ESPN3	6:30 p.m.
April 7	Evansville	ESPN3	2 p.m.
April 8	Evansville	ESPN3	1 p.m.
April 10	Missouri	ESPN3	6:30 p.m.
April 13	Oregon State	ESPN3	11 a.m.
April 14	Oregon State	ESPN+	6:30 p.m.
April 20	Illinois State	ESPN+	6:30 p.m.
April 22	Illinois State	ESPN+	1 p.m.
April 27	at Bradley	ESPN3	6 p.m.
April 28	at Bradley	ESPN3	2 p.m.
April 29	at Bradley	ESPN3	1 p.m.
May 2	Kansas	ESPN+	6:30 p.m.
May 11	Southern Illinois	ESPN+	6:30 p.m.
May 12	Southern Illinois	ESPN+	2 p.m.

RECENT BEARS IN THE MLB DRAFT

Year	Player	Team	Round/Overall
2017	Jake Burger	CWS	1st/11
	Trey Turner	WAS	10th/313
	Doug Still	SF	11th/336
	Jordan Knutson	DET	24th/725
	Justin Paulsen	SD	39th/1158
2016	Sam Perez	MIA	5th/143
	Spencer Johnson	HOU	16th/487
2015	Jon Harris	TOR	1st/29
	Tate Matheny	BOS	4th/111
	Matt Hall	DET	6th/190
	Joey Hawkins	STL	40th/1211
2014	Cody Schumacher	STL	36th/1095
2013	Nick Petree	STL	9th/275
	Grant Gordon	LAA	10th/307
	Luke Voit	STL	22nd/665
2012	Pierce Johnson	CHC	1st-Comp/43
	Kevin Medrano	ARI	18th/573
2011	Dan Kickham	DET	33rd/1007
2010	Mike Kickham	SF	6th/198
	Aaron Meade	LAA	10th/324
	Pat Doyle	CIN	24th/727
2009	Ben Carlson	CLE	6th/185
	Buddy Baumann	KC	7th/212
	Brayden Drake	SD	12th/354
	Tim Clubb	CHC	29th/890
	Dallas Hord	MIA	32nd/968
2008	Ryan Mantle	SF	19th/567
	Matt Frevert	STL	28th/845
2007	Ross Detwiler	WSH	1st/6
	Scott Carroll	CIN	3rd/104
	Matt Lawson	TEX	14th/440
	Jake Shafer	NYG	41st/1243
2006	Brett Sinkbeil	MIA	1st/19
	Chris Krawczyk	DET	22nd/652
2004	Brooks Colvin	DET	13th/373
	Derek Drage	PIT	21st/622
	Jeff Gray	OAK	32nd/967

The Missouri Valley Conference announced today (April 9) that selected regular-season digital productions, plus post-season championship coverage, will be distributed on ESPN+ — the first-ever multi-sport, direct-to-consumer subscription streaming service from The Walt Disney Company Direct-to-Consumer and International group in partnership with ESPN.

Fans can subscribe to ESPN+ for just \$4.99 per month (or \$49.99 per year) and cancel at any time.

Launching on Thursday, April 12, ESPN+ will be an integrated part of a completely redesigned ESPN App. The new ESPN App will be the premier all-in-one digital sports platform for fans and is a showcase of the company's culture of innovation.

The Valley, which is in the fourth year of a 10-year national rights-holding agreement with ESPN, will start its programming schedule on ESPN+ on April 13, with Saturday's series final with OSU marking the Bears' debut on the new platform.

MISSOURI STATE BASEBALL

Games 31-33 | No. 24 MISSOURI STATE BEARS (22-8) vs. No. 7 OREGON STATE BEAVERS (24-6) | April 13-14 | Springfield, Mo. | Hammons Field (8,000) | KBFL AM/FM | ESPN/ESPN+

USA TODAY COACHES POLL (April 9)

No.	Team	W-L	LW
1.	Florida (29)	28-6	1
2.	Stanford (1)	23-5	2
3.	Arkansas	24-9	6
4.	Ole Miss	27-6	3
	Texas Tech	26-7	7
6.	NC State	25-6	9
7.	Oregon State	24-6	1
8.	Clemson	25-7	12
9.	ECU	24-7	17
10.	Florida State	24-9	5
11.	Kentucky	22-10	10
12.	Duke	27-6	19
13.	Indiana	22-6	16
14.	UCLA	19-8	13
15.	Southern Miss	22-9	14
16.	Vanderbilt	19-13	8
17.	Oklahoma	23-11	NR
18.	Georgia	23-9	24
19.	Texas A&M	23-9	15
20.	Wichita State	22-7	22
21.	Coastal Carolina	23-11	24
22.	North Carolina	21-11	NR
23.	Auburn	23-10	11
24.	LSU	20-13	21
25.	Missouri State	22-7	NR

D1BASEBALL.COM POLL (April 9)

No.	Team	W-L	LW
1.	Florida	28-6	1
2.	Stanford	23-5	2
3.	Arkansas	24-9	5
4.	NC State	25-6	8
5.	Ole Miss	27-6	3
6.	Texas Tech	26-7	7
7.	ECU	24-7	12
8.	Kentucky	22-10	9
9.	Oregon State	24-6	4
10.	Indiana	22-6	10
11.	Clemson	25-7	11
12.	Florida State	24-9	6
13.	Southern Miss	22-9	13
14.	Duke	27-6	14
15.	Vanderbilt	19-13	15
16.	Oklahoma	23-11	20
17.	UCLA	19-8	21
18.	Georgia	23-9	16
19.	Missouri State	22-7	23
20.	Wichita State	22-7	25
21.	North Carolina	21-11	NR
22.	Texas A&M	23-9	NR
23.	LSU	20-13	17
24.	Coastal Carolina	23-11	24
25.	Louisiana Tech	24-10	22

BASEBALL AMERICA POLL (April 9)

No.	Team	W-L
1.	Florida	28-6
2.	NC State	25-6
3.	Stanford	23-5
4.	Arkansas	24-9
5.	Ole Miss	27-6
6.	Texas Tech	26-7
7.	Clemson	25-7
8.	ECU	24-7
9.	Florida State	24-9
10.	Duke	27-6
11.	Oregon State	24-6
12.	Southern Miss	22-9
13.	Kentucky	22-10
14.	Vanderbilt	19-13
15.	Oklahoma	23-11
16.	Indiana	22-6
17.	Coastal Carolina	23-11
18.	UCLA	19-8
19.	LSU	20-13
20.	North Carolina	21-11
21.	Georgia	23-9
22.	Texas A&M	23-9
23.	Auburn	23-10
24.	Texas	22-12
25.	DBU	19-10

STARTING PITCHERS GAME-BY-GAME

Ty Buckner

Date	Opponent	IP	H	R	ER	BB	SO	WP	BK	HBP	Score	Record
2/17	at Lamar	*2.1	5	6	4	4	0	0	0	0	(L) 0-8	0-1
2/15	at Central Arkansas	*4.2	2	1	0	4	3	0	0	1	(ND) 5-2	0-1
3/4	vs. Pepperdine	*5.0	7	2	0	1	2	0	0	0	(ND) 8-7	0-1
3/10	vs. Arkansas State	*6.0	5	3	3	2	6	0	0	0	(L) 1-4	0-2
3/17	vs. Seton Hall	*6.0	5	1	1	2	4	0	0	1	(W) 14-2	1-2
3/24	vs. CSUN	*5.2	3	0	0	4	5	0	1	0	(W) 5-0	2-2
3/30	at Indiana State	*5.0	1	2	1	4	7	0	0	0	(ND) 5-4	2-2
4/7	vs. Evansville	*5.0	1	2	2	4	4	0	0	1	(W) 8-2	3-2

Dylan Coleman

Date	Opponent	IP	H	R	ER	BB	SO	WP	BK	HBP	Score	Record
2/16	at Lamar	*6.0	3	1	1	3	7	0	0	0	(W) 11-2	1-0
2/25	at Central Arkansas	*8.0	2	0	0	3	13	0	0	0	(ND) 0-1	1-0
3/3	at ECU	*7.0	6	3	3	4	8	2	0	0	(W) 7-4	2-0
3/9	vs. Arkansas State	*7.0	2	1	1	5	6	0	0	0	(W) 12-4	3-0
3/17	at Oklahoma State	*6.2	6	4	4	3	5	1	0	0	(L) 2-4	3-1
3/23	vs. CSUN	*8.0	4	2	1	1	11	1	0	0	(W) 3-2	4-1
3/30	at Indiana State	*6.2	4	3	3	3	7	1	0	2	(W) 4-3	5-1
4/6	vs. Evansville	*6.0	6	5	4	0	6	2	0	1	(ND) 6-5	5-1

Austin Knight

Date	Opponent	IP	H	R	ER	BB	SO	WP	BK	HBP	Score	Record
2/16	vs. Texas Southern	*3.2	7	1	1	2	4	0	0	3	(ND) 8-2	0-0
3/2	vs. Saint Joseph's	*5.0	3	1	1	3	6	0	0	0	(ND) 3-6	0-0
3/11	vs. Arkansas State	*5.1	7	4	4	2	2	2	0	2	(ND) 5-4	0-0
3/20	vs. Southeast Missouri	*4.2	4	4	4	2	6	0	0	1	(ND) 10-5	0-0
3/27	at Kansas	*7.0	3	2	2	4	4	1	0	0	(W) 12-2	1-0
4/10	vs. Missouri	*3.1	5	5	4	4	3	1	0	0	(ND) 6-8	1-0

Tyler McAlister

Date	Opponent	IP	H	R	ER	BB	SO	WP	BK	HBP	Score	Record
2/18	vs. Texas Southern	*5.0	6	3	3	2	2	0	0	2	(ND) 6-5	0-0
3/7	vs. Oklahoma State	*4.1	4	5	1	2	9	0	0	0	(ND) 8-10	0-0
3/13	vs. Oral Roberts	*3.2	4	2	2	4	2	0	0	1	(ND) 6-5	0-0
3/21	vs. Murray State	*2.2	4	3	3	2	4	0	0	1	(ND) 5-4	0-0

Logan Wiley

Date	Opponent	IP	H	R	ER	BB	SO	WP	BK	HBP	Score	Record
3/14	vs. Iowa	*5.2	5	3	3	4	7	4	0	0	(W) 8-3	2-2
3/25	vs. CSUN	*7.0	5	2	2	0	3	0	0	2	(W) 8-2	3-2
3/31	at Indiana State	*4.0	8	6	6	0	3	0	0	1	(L) 6-4	3-3
4/8	vs. Evansville	*6.0	3	0	0	0	9	0	0	0	(W) 11-4	4-3

* game started

STARTER SUPPORT

Player	Starts	Runs	Runs/Start	Club Record	Quality Starts
Wiley	4	31	7.8	3-1	2
Knight	6	44	7.3	4-2	1
McAlister	4	25	6.3	3-1	0
Buckner	8	46	5.8	6-2	2
Coleman	8	45	5.6	6-2	6

*Quality start = at least 6 IP, allowing 3 ER or less

STARTER/BULLPEN BREAKDOWN

Pitching	W-L	ERA	IP	H	ER	BB	SO	HR	B/Avg.
Starters	12-4	3.55	162.1	130	64	78	158	11	.221
Bullpen	10-4	2.78	107.0	91	33	41	95	4	.229
Total	22-8	3.24	269.1	221	97	119	253	15	.224

MISSOURI STATE BASEBALL

Games 31-33 | No. 24 MISSOURI STATE BEARS (22-8) vs. No. 7 OREGON STATE BEAVERS (24-6) | April 13-14 | Springfield, Mo. | Hammons Field (8,000) | KBFL AM/FM | ESPN/ESPN+

MULTI-HIT GAMES

Name	2	3	4	5+	Total
Jeremy Eierman	10	2	0	0	12
Hunter Steinmetz	10	2	0	0	12
Drew Millas	5	2	1	0	8
Jack Duffy	5	1	0	0	6
Ben Whetstone	4	1	1	0	6
John Privitera	3	1	0	0	4
Matt Brown	3	0	0	0	3
Logan Geha	2	0	0	0	2
Brooks Zimmerman	0	1	0	0	1
Team	43	10	2	0	55

CAREER MULTI-HIT GAMES

Name	2	3	4	5+	Total
Hunter Steinmetz	46	13	0	0	59
Jeremy Eierman	35	9	4	1	49
Drew Millas	12	4	1	0	17
Jack Duffy	10	4	0	0	14
John Privitera	7	1	0	0	8
Ben Whetstone	4	1	1	0	6
Logan Geha	4	0	0	0	4
Matt Brown	3	0	0	0	3
Landan Ruff	3	0	0	0	3
Brooks Zimmerman	0	1	0	0	1
Team	125	33	6	1	165

MULTI-RBI GAMES

Name	2	3	4	5+	Total
Drew Millas	8	3	1	0	12
Hunter Steinmetz	7	0	1	0	8
Jeremy Eierman	4	2	0	1	7
Matt Brown	4	1	0	0	5
Ben Whetstone	4	1	0	0	5
Jack Duffy	1	1	0	0	2
Logan Geha	2	0	0	0	2
John Privitera	0	2	0	0	2
Sam Faith	1	0	0	0	1
Ryan Skalnik	1	0	0	0	1
Brooks Zimmerman	1	0	0	0	1
Team	33	10	2	1	46

CAREER MULTI-RBI GAMES

Name	2	3	4	5+	Total
Jeremy Eierman	22	11	5	3	41
Hunter Steinmetz	20	6	1	0	27
Drew Millas	12	4	1	0	17
Matt Brown	4	1	0	0	5
Jack Duffy	3	2	0	0	5
Ben Whetstone	4	1	0	0	5
Logan Geha	4	0	0	0	4
John Privitera	0	2	1	0	3
Landan Ruff	2	1	0	0	3
Ryan Skalnik	1	1	0	0	2
Sam Faith	1	0	0	0	1
Brooks Zimmerman	1	0	0	0	1
Team	74	29	8	3	114

GAME-WINNING RBI

Name	'15	'16	'17	'18	Total
Jeremy Eierman	--	3	7	4	14
Hunter Steinmetz	--	3	2	1	6
Drew Millas	--	--	2	2	4
Ben Whetstone	--	--	0	4	4
Jack Duffy	--	--	1	2	3
Matt Brown	--	--	0	2	2
Logan Geha	--	--	1	1	2
John Privitera	--	--	0	2	2
Landan Ruff	0	0	2	0	2
Brooks Zimmerman	--	--	--	2	2
Jordan Fitzpatrick	--	--	--	1	1
Ryan Skalnik	--	--	1	0	1
Team	0	6	16	21	43

HOME RUN TRACKER

No.	Player (No.)	Opp. (Date)	On Base	Inn.	Outs.	Pitcher (T)
1.	Jack Duffy (1)	Texas Southern (2/16)	0	5	1	Furlong (L)
2.	Brooks Zimmerman (1)	Lamar (2/16)	0	2	0	Campbell (R)
3.	Ben Whetstone (1)	Texas Southern (2/18)	0	2	0	Boykins (R)
4.	Jeremy Eierman (1)	ECU (3/3)	0	9	0	Lanier (R)
5.	Hunter Steinmetz (1)	Oklahoma State (3/7)	2	1	1	Leeper (R)
6.	Ben Whetstone (2)	Arkansas State (3/9)	0	2	1	Welsh (R)
7.	Matt Brown (1)	Arkansas State (3/9)	1	2	1	Welsh (R)
8.	Ben Whetstone (3)	Arkansas State (3/9)	1	3	2	Welsh (R)
9.	Matt Brown (2)	Arkansas State (3/9)	0	4	0	Welsh (R)
10.	Landan Ruff (1)	Arkansas State (3/10)	0	3	1	Lee (L)
11.	Ben Whetstone (4)	Arkansas State (3/11)	0	8	1	Ritter (R)
12.	Drew Millas (1)	Oral Roberts (3/13)	2	7	2	Townsend (R)
13.	Jeremy Eierman (2)	Iowa (3/14)	1	1	0	Dreyer (L)
14.	Landan Ruff (2)	Iowa (3/14)	0	4	0	Wallace (L)
15.	Jeremy Eierman (3)	Seton Hall (3/17)	0	1	1	Politi (R)
16.	Sam Faith (1)	Seton Hall (3/17)	1	8	0	Lutz (R)
17.	Drew Millas (2)	CSUN (3/24)	1	1	1	Moore (L)
18.	Jeremy Eierman (4)	CSUN (3/25)	2	3	1	Acosta (R)
19.	Jeremy Eierman (5)	CSUN (3/25)	3	4	2	Acosta (R)
20.	Matt Brown (3)	Indiana State (3/30)	0	7	0	Polley (L)
21.	Hunter Steinmetz (2)	Indiana State (3/31)	1	7	0	Ames (R)
22.	Ben Whetstone (5)	Evansville (4/8)	0	7	1	Reeder (L)

HOME RUN BREAKDOWN

Home	12	1 Out	10	3rd inning	3
Road	4	2 Outs	3	4th inning	3
Neutral	6	Solo	12	5th inning	3
vs. RHP	15	Two-run	6	6th inning	0
vs. LHP	7	Three-run	3	7th inning	4
vs. MVC	3	Grand slam	1	8th inning	2
vs. Non-MVC	19	1st inning	4	9th inning	1
0 Outs	9	2nd inning	4	Extra innings	0

HOME RUN BREAKDOWN

Player	Left Line	Left	Left Center	Center	Right Center	Right	Right Line
Matt Brown	0	0	2	0	1	0	0
Jeremy Eierman	0	2	1	1	1	0	0
Jack Duffy	0	1	0	0	0	0	0
Landan Ruff	1	0	1	0	0	0	0
Hunter Steinmetz	0	0	0	1	0	1	0
Ben Whetstone	0	0	0	0	1	4	0
Brooks Zimmerman	1	0	0	0	0	0	0
Drew Millas	0	1	0	0	0	1	0
Sam Faith	0	0	0	0	0	1	0
Total	2	4	4	2	3	7	0


BEARS MISCELLANEOUS

Home	11-3	When scoring 6-9 runs	9-2
Away	6-4	When scoring 10+ runs	6-0
Neutral	5-1	When opponent scores 0-2 runs	9-1
Day games	19-6	When opponent scores 3-5 runs	12-2
Night games	3-2	When opponent scores 6-9 runs	1-4
On turf	2-0	When opponent scores 10+ runs	0-1
On turf infield/grass outfield	6-3	Shutouts	1-2
On grass	14-5	Missouri State scores first	13-4
Wearing black jersey/maroon hat	0-1	Opponent scores first	9-4
Wearing maroon jersey/maroon hat	2-1	Missouri State scores in first inning	6-2
Wearing maroon jersey/camo hat	1-0	Opponent scores in first inning	7-2
Wearing maroon jersey/white hat	3-0	Leading after six	15-2
Wearing MoState jersey/maroon hat	7-2	Trailing after six	5-4
Wearing MoState jersey/white panel hat	2-1	Tied after six	2-2
Wearing white jersey/maroon hat	3-1	Leading after seven	17-0
Wearing white jersey/white hat	1-1	Trailing after seven	3-7
Wearing camo jersey/maroon hat	2-0	Tied after seven	2-1
Wearing gray jersey/maroon hat	1-1	Leading after eight	18-0
In Texas	2-1	Trailing after eight	2-7
In Arkansas	1-1	Tied after eight	2-1
In Oklahoma	1-1	Out-hit opponents	14-2
In North Carolina	2-1	Out-hit by opponents	5-5
In Missouri	12-3	Matching hits	3-1
In Kansas	1-0	On Monday	0-0
In Indiana	2-1	On Tuesday	3-1
Doubleheaders	4-2	On Wednesday	2-1
Extra innings	2-1	On Thursday	0-0
vs. Ranked teams	3-2	On Friday	7-1
vs. Unranked teams	19-6	On Saturday	4-4
vs. Starting LHP	8-5	On Sunday	6-1
vs. Starting RHP	14-3	In February	4-2
One-run games	9-1	In March	15-5
Five+ run games	11-1	In April	3-1
When scoring 0-2 runs	0-4	Last 5 games	3-2
When scoring 3-5 runs	7-2	Last 10 games	8-2

MISSOURI STATE BASEBALL

Games 31-33 | No. 24 MISSOURI STATE BEARS (22-8) vs. No. 7 OREGON STATE BEAVERS (24-6) | April 13-14 | Springfield, Mo. | Hammons Field (8,000) | KBFL AM/FM | ESPN/ESPN+

RETIRED NUMBERS



Bill Rowe

On Saturday, May 8, 2004, former head baseball coach and director of athletics **Bill Rowe** became the first person in the 48-year history of the MSU baseball program to have his number retired.

Rowe guided the baseball Bears as head coach for 19 years from the start of the program in 1964 through its final season in NCAA Division II in 1982. He led the Bears to a 394-230-1 record and four Division II College World Series appearances. Under Rowe, the Bears finished as national runners-up in 1969 and finished third nationally in 1970 (just the sixth and seventh years of the program). As athletic director, Rowe guided the Bears from

Division II to Division I and saw the Bears change leagues from the MIAA and Mid-Continent Conferences to a current membership in the Missouri Valley Conference.

The retirement ceremony for Rowe's jersey was held prior to the Bears' doubleheader against Illinois State.

The indoor practice facility at Hammons Field also bears Rowe's name as of January 30, 2010.



Ryan Howard

On Dec. 18, 2010, Missouri State retired the No. 6 jersey of former Bear and 2006 National League Most Valuable Player **Ryan Howard** at JQH Arena.

A St. Louis native who played at Missouri State from 1999-2001, Howard finished his collegiate career with 50 home runs, 183 RBIs and a .335 career average in 172 games. He was the 1999 Missouri Valley Conference Freshman of the Year and MSU's A.E. "Ted" Willis Most Valuable Player in 2000.

Since being drafted by Philadelphia in the fifth round of the 2001 draft, Howard has enjoyed a standout professional career. His long list of accomplishments as a member of

the Phillies includes 2005 National League Rookie of the Year, 2006 NL MVP, 2006 Home Run Derby champion, 2008 World Series champion, 2009 NLCS MVP and three All-Star selections.

Howard debuted with the Phillies in 2004, accumulating a career batting average of .258 with 382 homers and 1,194 RBIs in 1,572 MLB games over 13 seasons.



BEARS IN THE BIGS

- Scott Bailes
- Mark Bailey
- Buddy Baumann* (San Diego Padres)
- Scott Carroll
- Matt Cepicky
- Ross Detwiler
- Bart Evans
- Jeff Gray
- Jason Hart
- Ryan Howard
- Pierce Johnson* (San Francisco Giants)
- Mike Kickham
- Shaun Marcum
- Bill Mueller
- Matt Palmer
- John Rheinecker
- Brett Sinkbeil
- Luke Voit* (St. Louis Cardinals)
- Brad Ziegler* (Miami Marlins)

SERIES BREAKDOWN

Series	W-L	Hitting						Pitching			BAA
		Avg.	R	2B	HR	SB	FLD%	ERA	SO/BB		
Texas Southern	2-0	.300	14	0	2	4	.987	3.50	15/5	.300	
Lamar	1-1	.275	11	3	1	1	.973	4.24	12/8	.258	
Central Arkansas	1-1	.141	5	3	0	2	.952	0.98	21/11	.161	
Saint Joseph's	0-1	.036	3	1	0	2	.935	3.38	11/7	.281	
ECU	1-0	.361	7	2	1	2	1.000	4.00	11/5	.226	
Pepperdine	1-0	.290	8	3	0	1	.976	5.00	4/6	.378	
Oklahoma State	0-2	.260	10	4	1	4	.955	5.29	21/10	.212	
Arkansas State	2-1	.226	18	6	6	0	.990	3.00	27/13	.194	
Oral Roberts	1-0	.265	6	0	1	3	.975	5.00	11/9	.303	
Iowa	1-0	.278	8	2	2	0	1.000	3.00	9/4	.242	
Seton Hall	1-0	.290	14	1	2	0	.973	1.00	6/3	.200	
Southeast Missouri	1-0	.276	10	4	0	3	.974	5.00	8/3	.258	
Murray State	1-0	.167	5	1	0	2	.975	2.70	14/3	.171	
CSUN	3-0	.263	16	4	3	3	.990	1.00	24/6	.160	
Kansas	1-0	.316	12	2	0	3	.951	2.00	7/5	.161	
Indiana State	2-1	.192	13	4	2	1	.951	3.86	25/12	.192	
Evansville	3-0	.320	25	9	1	7	.983	2.67	23/4	.222	
Missouri	0-1	.270	6	1	0	2	.946	7.00	4/5	.286	
Oregon State											
Arkansas											
Illinois State											
Bradley											
Valparaiso											
Southern Illinois											
DBU											

SINGLE-GAME HIGHS

Batting	Individual	Team
At Bats	6, Hunter Steinmetz vs. Oklahoma State (3/7)	41 at Indiana State (3/30)
Runs	4, Jeremy Eierman vs. Seton Hall (3/17)	14 vs. Seton Hall (3/17)
Hits	4, Ben Whetstone vs. Texas Southern (2/18)	14 at Lamar (2/16)
Doubles	2, Jeremy Eierman vs. Oklahoma State (3/7)	4 vs. Southeast Missouri State (3/20)
Triples	1, (9 times)	4 vs. Evansville (4/8)
Home Runs	2, Matt Brown vs. Arkansas State (3/9)	4 vs. Arkansas State (3/9)
Runs Batted In	7, Jeremy Eierman vs. CSUN (3/25)	14 vs. Seton Hall (3/17)
Total Bases	8, Ben Whetstone vs. Arkansas State (3/9)	28 vs. Arkansas State (3/9)
Stolen Bases	2, Jeremy Eierman (6 times)	4 vs. Oklahoma State (3/7)
Walks	3, (6 times)	4 vs. Evansville (4/8)
Strikeouts	3, (11 times)	14 vs. Southeast Missouri State (3/20)
		14 vs. Oral Roberts (3/13)
		14 vs. Missouri (4/10)
Fielding	Individual	Team
Putouts	14, Logan Geha vs. Oklahoma State (3/7)	33 at Indiana State (3/30)
Assists	9, John Privitera at Indiana State (3/31)	17 vs. Evansville (4/6)
Errors	2, Jordan Fitzpatrick vs. Oklahoma State (3/7)	4 at Indiana State (3/31)
Double Plays	2, Ben Whetstone (5 times)	2 (6 times)
	2, John Privitera (4 times)	
	2, Jeremy Eierman (3 times)	
Pitching	Individual	Team
Innings Pitched	8.0, Dylan Coleman (2 times)	11.0 at Indiana State (3/30)
Runs Allowed	6, Ty Buckner at Lamar (2/17)	10 vs. Oklahoma State (3/7)
Earned Runs Allowed	6, Logan Wiley at Indiana State (3/31)	6 (3 times)
Hits Allowed	8, Logan Wiley at Indiana State (3/31)	14 vs. Pepperdine (3/4)
Walks	5, Dylan Coleman vs. Arkansas State (3/9)	9 vs. Oral Roberts (3/13)
Strikeouts	13, Dylan Coleman at Central Arkansas (2/25)	14 (3 times)

MISSOURI STATE BASEBALL

Games 31-33 | No. 24 MISSOURI STATE BEARS (22-8) vs. No. 7 OREGON STATE BEAVERS (24-6) | April 13-14 | Springfield, Mo. | Hammons Field (8,000) | KBFL AM/FM | ESPN/ESPN+

SEASON RESULTS

Date	MSU Totals	Opponent	Opp. Totals	W/L	Record	Winner	Loser	Save	Highlights
2/16	8-8-1	vs. Texas Southern [^]	2-11-2	W	1-0	SECHLER (1-0)	Furlong (0-1)	--	Duffy 2-4, HR, 2 R; Sechler 4.1 IP, 3 H, 1 ER, 4 K's
2/16	11-14-1	at Lamar [^]	2-7-1	W	2-0	COLEMAN (1-0)	Campbell (0-1)	--	Coleman 6.0 IP, 3 H, 1 ER, 7 K's; Zimmerman 3-4, HR, Brown 2-3
2/17	0-5-1	at Lamar [^]	8-10-0	L	2-1	Sills (1-0)	BUCKNER (0-1)	Driskill (1)	Witherspoon 4.1 IP, 3 H, 0 ER, 2 K's; Privitera 2-3
2/18	6-10-0	vs. Texas Southern [^]	5-10-1	W	3-1	WILEY (1-0)	Suarez (0-1)	RUSSELL (1)	Whetstone 4-5, HR; Privitera 2-4, 3B, 3 RBIs; Wiley 3.2 IP, 3 K's
2/25	2-0-2	at Central Arkansas	1-4-0	L (10)	3-2	Moyer (1-1)	WILEY (1-1)	--	Coleman 8.0 IP, 2 H, 0 R, 13 K's; UCA walkoff win in 10th
2/25	5-7-2	at Central Arkansas	2-6-0	W	4-2	SCHWAB (1-0)	Davenport (0-1)	WILEY (1)	Steinmetz 2-4, 3B, RBI; Millas 2 RBIs
3/2	3-1-2	vs. St. Joseph's [@]	6-9-2	L	4-3	Brennan (1-1)	WILEY (1-2)	Powles (1)	SJU scores five in 6th, holds MSU to one hit
3/3	7-13-0	at ECU [@]	4-7-1	W	5-3	COLEMAN (2-0)	Agnos (0-1)	RUSSELL (2)	Coleman 7.0 IP, 6 H, 3 ER, 8 K's; Millas 4-4, 2 RBIs
3/4	8-9-1	vs. Pepperdine [@]	7-14-2	W	6-3	LOCHNER (1-0)	Pendergast (0-2)	--	Eierman 2-3, RBI, 2 BB; Duffy 2-run 2B in 8th, 2 OF assists
3/7	8-11-3	Oklahoma State	10-8-2	L	6-4	Aleaziz (1-0)	SECHLER (1-1)	Basso (1)	Steinmetz 3-6, HR, 4 RBI; Eierman 3-5, 2 2B, 2 R, 2 SB
3/9	12-12-1	Arkansas State	4-3-1	W	7-4	COLEMAN (3-0)	Welsh (1-1)	--	Whetstone 2-2, 2 HR, 3 R, 3 RBIs; Brown 2-3, 2 HR, 3 R, 3 RBIs
3/10	1-4-0	Arkansas State	4-7-0	L	7-5	Lee (2-1)	BUCKNER (0-2)	Kutzke (3)	Buckner 6.0 IP, 5 H, 3 ER, 6 K's
3/11	5-5-0	Arkansas State	4-9-2	W	8-5	FROMSON (1-0)	Lannon (0-1)	--	Brown GWRBI on SF in 9th; Whetstone 3rd HR of series
3/13	6-9-1	Oral Roberts	5-10-1	W	9-5	SECHLER (2-1)	Stout (1-1)	--	Millas 3-run HR, 4 RBIs; Eierman 2-4, 2 R, 2 SB
3/14	8-10-0	vs. Iowa ^{\$}	3-8-1	W	10-5	WILEY (2-2)	Dreyer (0-1)	--	Duffy 2-4, RBI; Eierman 2-run HR in 1st; Wiley 5.2 IP, 7 K's
3/17	14-9-1	vs. Seton Hall	2-7-0	W	11-5	BUCKNER (1-2)	Politi (0-4)	--	Millas 3-3, 3 R, 2 BB; Eierman 2-3, HR, 4 R; Buckner 6.0 IP, 4 K's
3/17	2-8-0	at Oklahoma State	4-6-1	L	11-6	Teel (3-0)	COLEMAN (3-1)	Lienhard (1)	Coleman 6.2 IP, 5 K's; Duffy 3-4; OSU scores 4 in 7th
3/20	10-8-1	Southeast Missouri	5-8-2	W	12-6	WITHERSPOON (1-0)	Wade (0-2)	--	Steinmetz 2-3, 2 BB, 2 R, 2 RBIs; Eierman 2-4, 11-G hit streak
3/21	5-5-1	Murray State	4-6-0	W	13-6	SECHLER (3-1)	Whaley (3-2)	--	Zimmerman 2-run 2B in 9th to tie, Millas GWRBI on 1B in 10th
3/23	3-9-1	CSUN	2-6-1	W	14-6	COLEMAN (4-1)	Armstrong (1-1)	SECHLER (1)	Coleman 8.0 IP, 4 H, 1 ER, 11 K's; Whetstone 2-run 1B in 8th
3/24	5-6-0	CSUN	0-4-2	W	15-6	BUCKNER (2-2)	Moore (1-4)	FROMSON (1)	Millas 2-run HR; Steinmetz 2 RBIs; Buckner 5.2 scoreless IP
3/25	8-10-0	CSUN	2-5-0	W	16-6	WILEY (3-2)	Acosta (3-4)	--	Eierman 2 HR, 7 RBIs; Wiley 7.0 IP, 5 H, 2 ER, 3 K's
3/27	12-12-2	at Kansas	2-5-2	W	17-6	KNIGHT (1-0)	Hander (0-1)	--	Eierman 2-4, 3B, 3 RBIs, 2 SB; Knight 7.0 IP, 3 H, 2 ER, 4 K's
3/30	4-7-1	at Indiana State [*]	3-5-0	W	18-6	COLEMAN (5-1)	Ward (4-2)	SECHLER (2)	Steinmetz, Duffy 2-hit games; Coleman 6.2 IP, 4 H, 7 K's
3/30	5-8-1	at Indiana State [*]	4-4-1	W	19-6	SECHLER (4-1)	Larrison (1-1)	--	Sechler 3.1 IP, 1 H, 1 ER, 3 K's; Whetstone 2-5, GWRBI in 11th
3/31	4-5-4	at Indiana State [*]	6-10-0	L	19-7	Ames (2-0)	WILEY (3-3)	Grauer (1)	Lochner 4.0 IP, 2 H, 0 ER; Privitera 3-4, RBI; Steinmetz 2-run HR
4/6	6-9-0	Evansville [*]	5-7-1	W	20-7	FROMSON (2-0)	Allinger (1-3)	--	Brown 1-2, BB, 2 R; Millas 1-3, 2 RBIs; Fromson 3.0 SHO IP
4/7	8-11-0	Evansville [*]	2-4-1	W	21-7	BUCKNER (3-2)	BURKE (0-3)	RUSSELL (3)	Millas 3-5; Whetstone 3-5, 2 R, 2 RBIs; Russell 4.0 IP, 3 H, 0 R
4/8	11-11-2	Evansville [*]	4-11-2	W	22-7	WILEY (4-3)	Horstmeier (1-3)	--	Millas 2-4, 3 RBIs; Geha 2-3, 3 R; Wiley 6.0 IP, 3 H, 0 R, 9 K's
4/10	6-10-2	Missouri	8-10-0	L	22-8	Gubelman (1-0)	FROMSON (2-1)	--	Steinmetz 2-4, 3 R, RBI; Whetstone 2-5, 2 SB
4/13		Oregon State ^(DH)							
4/14		Oregon State							
4/17		at Arkansas							
4/20		Illinois State [*]							
4/21		Illinois State [*]							
4/22		Illinois State [*]							
4/24		at Missouri							
4/27		at Bradley [*]							
4/28		at Bradley [*]							
4/29		at Bradley [*]							
5/2		Kansas							
5/4		at Valparaiso [*]							
5/5		at Valparaiso [*]							
5/6		at Valparaiso [*]							
5/11		Southern Illinois [*]							
5/12		Southern Illinois [*]							
5/13		Southern Illinois [*]							
5/17		at DBU [*]							
5/18		at DBU [*]							
5/19		at DBU [*]							

* Missouri Valley Conference game; ^ at Cardinal Classic (Beaumont, Texas); @ at Keith LeClair Classic (Greenville, N.C.); \$ at KC Urban Youth Academy (Kansas City, Mo.); & at Busch Stadium (St. Louis, Mo.)

Record Breakdown: 22-8 overall, 17-7 non-conference; 5-1 MVC; 6-4 away; 11-3 home; 5-1 neutral; 4-2 February; 15-5 March; 3-1 April; 18-6 day games; 3-2 night games; longest winning streak - 8; longest losing streak - 1.

MISSOURI STATE BASEBALL

Games 31-33 | No. 24 MISSOURI STATE BEARS (22-8) vs. No. 7 OREGON STATE BEAVERS (24-6) | April 13-14 | Springfield, Mo. | Hammons Field (8,000) | KBFL AM/FM | ESPN/ESPN+

OVERALL BATTING-FIELDING STATISTICS

Record: 22-8 Home: 11-3 Away: 6-4 Neutral: 5-1 MVC: 5-1

Player	avg	gp-gs	ab	r	h	2b	3b	hr	rbi	tb	slg%	bb	hp	so	gdp	ob%	sf	sh	sb-att	po	a	e	fld%	
Eierman,Jeremy	.303	30-30	122	29	37	12	2	5	27	68	.557	17	4	30	2	.406	0	0	16-17	49	66	6	.950	
Millas,Drew	.303	30-30	109	12	33	4	2	2	36	47	.431	19	1	21	6	.398	4	0	1-2	53	6	1	.983	
Steinmetz,Hunter	.300	30-30	120	27	36	7	2	2	25	53	.442	14	4	29	0	.386	2	2	7-7	59	1	1	.984	
Whetstone,Ben	.287	30-30	108	16	31	3	0	5	18	49	.454	19	4	24	0	.406	2	0	5-5	251	19	2	.993	
Privitera,John	.250	30-30	100	26	25	4	1	0	14	31	.310	26	2	24	0	.411	1	2	6-7	47	75	3	.976	
Duffy,Jack	.248	30-28	109	17	27	7	1	1	12	39	.358	8	4	23	2	.322	0	1	0-0	61	4	1	.985	
Geha,Logan	.211	26-23	71	17	15	3	0	0	5	18	.254	9	4	30	1	.333	0	6	1-2	191	31	3	.987	
Brown,Matt	.211	30-27	76	19	16	5	0	3	17	30	.395	18	10	31	2	.419	1	1	0-0	12	37	4	.925	

Skalnik,Ryan	.200	11-3	20	3	4	1	0	0	2	5	.250	5	2	5	0	.407	0	0	2-2	3	1	0	1.000	
Zimmerman,Brooks	.192	22-14	52	6	10	2	0	1	5	15	.288	4	1	17	1	.259	1	0	0-0	29	0	2	.935	
Fitzpatrick,Jordan	.171	22-8	35	4	6	1	0	0	4	7	.200	3	0	10	0	.237	0	0	0-0	7	0	3	.700	
Faith,Sam	.143	15-4	21	5	3	1	0	1	3	7	.333	2	1	7	0	.250	0	2	1-1	1	7	1	.889	
Ruff,Landan	.139	29-13	36	10	5	0	1	2	6	13	.361	10	2	16	1	.347	1	2	1-2	29	1	1	.968	
McGuire,Max	.000	3-0	3	0	0	0	0	0	0	0	.000	0	0	3	0	.000	0	0	0-0	0	0	0	.000	
Briggs,Michael	.000	3-0	3	0	0	0	0	0	0	0	.000	0	0	3	0	.000	0	0	0-0	0	1	0	1.000	
Totals	.252	30	985	191	248	50	9	22	174	382	.388	154	39	273	15	.371	12	16	40-45	808	293	31	.973	
Opponents	.224	30	987	120	221	40	2	15	104	310	.314	119	39	253	20	.330	2	18	25-34	783	215	29	.972	

OVERALL PITCHING STATISTICS

(All games Sorted by Earned run avg)

Player	era	w-l	app	gs	cg	sho	sv	ip	h	r	er	bb	so	2b	3b	hr	b/avg	wp	hp	bk	sfa	sha
Buckner,Ty	2.50	3-2	8	8	0	0/1	0	39.2	29	17	11	25	31	3	0	1	.203	0	4	0	0	1
Coleman,Dylan	2.77	5-1	8	8	0	0/0	0	55.1	33	19	17	22	63	6	0	2	.175	7	3	0	0	3
Wiley,Logan	4.12	4-3	14	4	0	0/0	1	39.1	40	21	18	7	40	4	0	3	.258	9	5	0	1	2

Gibbs,Zach	0.00	0-0	2	0	0	0/0	0	2.0	2	3	0	3	1	1	0	0	.222	0	0	0	0	0
Fromson,Jake	1.76	2-1	7	0	0	0/1	1	15.1	8	3	3	4	6	3	0	0	.163	1	3	1	0	2
Witherspoon,Nate	1.76	1-0	12	0	0	0/0	0	15.1	16	4	3	5	13	3	0	1	.276	0	2	0	0	3
Lochner,Jake	2.25	1-0	6	0	0	0/0	0	8.0	6	3	2	5	5	2	0	1	.222	0	0	0	0	1
Sechler,Connor	2.88	4-1	13	0	0	0/0	2	25.0	17	8	8	8	28	2	1	1	.187	2	10	1	0	1
Russell,Matt	3.38	0-0	12	0	0	0/0	3	16.0	11	6	6	11	16	2	0	0	.193	2	1	0	0	1
Schwab,Davis	3.52	1-0	7	0	0	0/0	0	7.2	10	5	3	2	8	3	1	0	.294	3	1	0	1	0
Knight,Austin	4.97	1-0	6	6	0	0/0	0	29.0	29	17	16	17	25	6	0	3	.266	4	6	0	0	2
McAlister,Tyler	5.17	0-0	4	4	0	0/0	0	15.2	18	13	9	10	17	4	0	3	.295	0	4	0	0	2
Dame,Hunter	9.00	0-0	1	0	0	0/0	0	1.0	2	1	1	0	0	1	0	0	.400	0	0	0	0	0
Totals	3.24	22-8	30	30	0	1/1	7	269.1	221	120	97	119	253	40	2	15	.224	28	39	2	2	18
Opponents	5.79	8-22	30	30	2	2/2	6	261.0	248	191	168	154	273	50	9	22	.252	30	39	8	12	16

MISSOURI STATE BASEBALL

Games 31-33 | No. 24 MISSOURI STATE BEARS (22-8) vs. No. 7 OREGON STATE BEAVERS (24-6) | April 13-14 | Springfield, Mo. | Hammons Field (8,000) | KBFL AM/FM | ESPN/ESPN+

MVC ONLY BATTING-FIELDING STATISTICS

Record: 5-1 Home: 3-0 Away: 2-1 MVC: 5-1

Player	avg	gp-gs	ab	r	h	2b	3b	hr	rbi	tb	slg%	bb	hp	so	gdp	ob%	sf	sh	sb-att	po	a	e	fld%	
Whetstone,Ben	.364	6-6	22	6	8	0	0	1	4	11	.500	4	1	4	0	.481	0	0	0-0	61	1	1	.984	
Privitera,John	.353	6-6	17	5	6	1	0	0	6	7	.412	6	0	4	0	.500	1	1	2-2	11	21	0	1.000	
Steinmetz,Hunter	.346	6-6	26	6	9	1	1	1	6	15	.577	4	1	4	0	.452	0	0	1-1	11	0	1	.917	
Brown,Matt	.316	6-6	19	5	6	2	0	1	7	11	.579	4	3	6	0	.500	0	0	0-0	1	10	1	.917	
Millas,Drew	.261	6-6	23	2	6	1	1	0	6	9	.391	3	0	2	1	.333	1	0	1-2	19	3	0	1.000	
Eierman,Jeremy	.185	6-6	27	4	5	3	0	0	5	8	.296	2	0	7	0	.241	0	0	3-3	7	15	3	.880	
Duffy,Jack	.174	6-5	23	3	4	1	0	0	1	5	.217	2	1	3	0	.269	0	0	0-0	13	0	0	1.000	

Geha,Logan	.444	4-3	9	4	4	3	0	0	0	7	.778	2	0	4	0	.545	0	2	0-0	26	7	1	.971	
Ruff,Landan	.250	6-2	4	3	1	0	0	0	1	1	.250	4	1	1	1	.667	0	0	1-1	5	0	1	.833	
Faith,Sam	.250	1-1	4	0	1	0	0	0	0	1	.250	0	0	2	0	.250	0	0	0-0	0	0	0	.000	
Skalnik,Ryan	.111	2-2	9	0	1	1	0	0	0	2	.222	0	0	2	0	.111	0	0	0-0	0	0	0	.000	
Fitzpatrick,Jordan	.000	5-2	10	0	0	0	0	0	0	0	.000	0	0	3	0	.000	0	0	0-0	3	0	0	1.000	
Zimmerman,Brooks	.000	4-3	7	0	0	0	0	0	0	0	.000	0	0	3	0	.000	0	0	0-0	5	0	0	1.000	
McGuire,Max	.000	1-0	1	0	0	0	0	0	0	0	.000	0	0	1	0	.000	0	0	0-0	0	0	0	.000	
Totals	.254	6	201	38	51	13	2	3	36	77	.383	31	7	46	2	.369	2	3	8-9	165	68	8	.967	
Opponents	.207	6	198	24	41	7	1	2	21	56	.283	16	9	48	3	.295	1	5	5-7	159	47	5	.976	

MVC ONLY PITCHING STATISTICS

(MVC games only Sorted by Earned run avg)

Player	era	w-l	app	gs	cg	sho	sv	ip	h	r	er	bb	so	2b	3b	hr	b/avg	wp	hp	bk	sfa	sha		
Sechler,Connor	1.50	1-0	3	0	0	0/0	1	6.0	3	1	1	2	5	0	0	0	.143	2	4	0	0	1		
Buckner,Ty	2.70	1-0	2	2	0	0/0	0	10.0	2	4	3	8	11	1	0	0	.065	0	1	0	0	1		
Coleman,Dylan	4.97	1-0	2	2	0	0/0	0	12.2	10	8	7	3	13	1	0	2	.222	3	3	0	0	1		
Wiley,Logan	5.40	1-1	2	2	0	0/0	0	10.0	11	6	6	0	12	2	0	0	.268	0	0	0	0	0		

Russell,Matt	0.00	0-0	2	0	0	0/0	1	4.1	4	0	0	0	1	1	0	0	.250	1	1	0	0	0		
Lochner,Jake	0.00	0-0	1	0	0	0/0	0	4.0	2	0	0	1	1	1	0	0	.154	0	0	0	0	0		
Fromson,Jake	0.00	1-0	2	0	0	0/0	0	3.2	1	0	0	2	1	0	0	0	.100	0	0	0	0	1		
Witherspoon,Nate	5.40	0-0	2	0	0	0/0	0	1.2	4	2	1	0	2	0	0	0	.444	0	0	0	0	1		
Schwab,Davis	6.75	0-0	2	0	0	0/0	0	2.2	4	3	2	0	2	1	1	0	.333	0	0	0	1	0		
Totals	3.27	5-1	6	6	0	0/0	2	55.0	41	24	20	16	48	7	1	2	.207	6	9	0	1	5		
Opponents	5.60	1-5	6	6	1	0/0	1	53.0	51	38	33	31	46	13	2	3	.254	1	7	0	2	3		

MISSOURI STATE BASEBALL

Games 31-33 | No. 24 MISSOURI STATE BEARS (22-8) vs. No. 7 OREGON STATE BEAVERS (24-6) | April 13-14 | Springfield, Mo. | Hammons Field (8,000) | KBFL AM/FM | ESPN/ESPN+

HOME BATTING-FIELDING STATISTICS

Record: 11-3 Home: 11-3 Away: 0-0 MVC: 3-0

Player	avg	gp-gs	ab	r	h	2b	3b	hr	rbi	tb	slg%	bb	hp	so	gdp	ob%	sf	sh	sb-att	po	a	e	fld%	
Eierman,Jeremy	.377	14-14	61	17	23	8	1	2	15	39	.639	4	2	14	0	.433	0	0	9-9	21	27	2	.960	
Steinmetz,Hunter	.339	14-14	59	14	20	5	1	1	14	30	.508	6	1	14	0	.409	0	1	2-2	28	0	0	1.000	
Whetstone,Ben	.319	14-14	47	10	15	2	0	4	10	29	.617	12	1	10	0	.459	1	0	4-4	116	6	1	.992	
Millas,Drew	.278	14-14	54	6	15	2	1	2	22	25	.463	9	1	15	0	.379	2	0	1-2	26	3	1	.967	
Geha,Logan	.257	12-11	35	9	9	3	0	0	0	12	.343	5	0	11	0	.350	0	3	1-1	91	12	1	.990	
Brown,Matt	.225	14-13	40	9	9	2	0	2	10	17	.425	10	4	17	1	.418	1	0	0-0	6	22	2	.933	
Privitera,John	.205	14-14	44	11	9	2	0	0	5	11	.250	11	0	12	0	.357	1	1	4-4	20	30	0	1.000	
Duffy,Jack	.167	14-13	48	7	8	2	0	0	2	10	.208	6	2	15	1	.286	0	0	0-0	34	0	0	1.000	

Zimmerman,Brooks	.278	10-4	18	2	5	2	0	0	3	7	.389	1	0	5	1	.300	1	0	0-0	13	0	0	1.000	
Skalnik,Ryan	.250	4-1	4	2	1	0	0	0	0	1	.250	5	0	1	0	.667	0	0	1-1	2	1	0	1.000	
Ruff,Landan	.167	14-8	18	5	3	0	1	1	4	8	.444	7	2	10	1	.429	1	0	1-1	14	0	0	1.000	
Fitzpatrick,Jordan	.133	10-4	15	1	2	0	0	0	3	2	.133	3	0	4	0	.278	0	0	0-0	4	0	3	.571	
Faith,Sam	.100	6-2	10	1	1	0	0	0	0	1	.100	1	0	5	0	.182	0	1	1-1	0	1	0	1.000	
Briggs,Michael	.000	1-0	1	0	0	0	0	0	0	0	.000	0	0	1	0	.000	0	0	0-0	0	0	0	.000	
McGuire,Max	.000	1-0	1	0	0	0	0	0	0	0	.000	0	0	1	0	.000	0	0	0-0	0	0	0	.000	
Totals	.264	14	455	94	120	28	4	12	88	192	.422	80	13	135	4	.384	7	6	24-25	381	124	12	.977	
Opponents	.212	14	462	59	98	20	1	9	50	147	.318	50	17	125	7	.311	2	10	9-13	351	93	15	.967	

HOME PITCHING STATISTICS

(Home games Sorted by Earned run avg)

Player	era	w-l	app	gs	cg	sho	sv	ip	h	r	er	bb	so	2b	3b	hr	b/avg	wp	hp	bk	sfa	sha
Wiley,Logan	1.74	2-0	6	2	0	0/0	0	20.2	13	4	4	1	22	0	0	2	.178	3	3	0	1	0
Coleman,Dylan	2.57	2-0	3	3	0	0/0	0	21.0	12	8	6	6	23	2	0	0	.167	3	1	0	0	1
Buckner,Ty	2.70	2-1	3	3	0	0/1	0	16.2	9	5	5	10	15	2	0	1	.158	0	2	0	0	1

Lochner,Jake	0.00	0-0	2	0	0	0/0	0	1.1	1	1	0	2	1	0	0	0	.250	0	0	0	0	1
Gibbs,Zach	0.00	0-0	1	0	0	0/0	0	1.0	1	3	0	2	1	1	0	0	.200	0	0	0	0	0
Russell,Matt	1.64	0-0	5	0	0	0/0	1	11.0	5	2	2	4	11	2	0	0	.139	1	0	0	0	1
Witherspoon,Nate	2.08	1-0	7	0	0	0/0	0	8.2	12	3	2	3	7	2	0	0	.353	0	0	0	0	2
Fromson,Jake	2.19	2-1	5	0	0	0/1	1	12.1	6	3	3	2	5	2	0	0	.150	1	3	1	0	1
Sechler,Connor	4.82	2-1	6	0	0	0/0	1	9.1	8	5	5	3	13	0	1	1	.211	0	3	0	0	0
McAlister,Tyler	5.06	0-0	3	3	0	0/0	0	10.2	12	10	6	8	15	3	0	3	.273	0	2	0	0	1
Knight,Austin	8.10	0-0	3	3	0	0/0	0	13.1	16	13	12	8	11	5	0	2	.302	3	3	0	0	2
Schwab,Davis	9.00	0-0	2	0	0	0/0	0	1.0	3	2	1	1	1	1	0	0	.500	0	0	0	1	0
Totals	3.26	11-3	14	14	0	1/1	3	127.0	98	59	46	50	125	20	1	9	.212	11	17	1	2	10
Opponents	6.46	3-11	14	14	1	0/0	2	117.0	120	94	84	80	135	28	4	12	.264	16	13	4	7	6

MISSOURI STATE BASEBALL

Games 31-33 | No. 24 MISSOURI STATE BEARS (22-8) vs. No. 7 OREGON STATE BEAVERS (24-6) | April 13-14 | Springfield, Mo. | Hammons Field (8,000) | KBFL AM/FM | ESPN/ESPN+

ROAD BATTING-FIELDING STATISTICS

Record: 6-4 Home: 0-0 Away: 6-4 MVC: 2-1

Player	avg	gp-gs	ab	r	h	2b	3b	hr	rbi	tb	slg%	bb	hp	so	gdp	ob%	sf	sh	sb-att	po	a	e	fld%	
Steinmetz,Hunter	.317	10-10	41	7	13	1	1	1	8	19	.463	3	0	8	0	.356	1	1	3-3	17	0	1	.944	
Privitera,John	.313	10-10	32	11	10	2	0	0	5	12	.375	11	1	8	0	.500	0	0	2-2	16	32	3	.941	
Duffy,Jack	.308	10-9	39	5	12	3	1	0	3	17	.436	0	1	5	0	.325	0	0	0-0	14	2	1	.941	
Whetstone,Ben	.256	10-10	39	3	10	0	0	0	3	10	.256	2	1	10	0	.310	0	0	0-0	92	7	1	.990	
Brown,Matt	.231	10-9	26	8	6	2	0	1	4	11	.423	3	4	8	0	.394	0	0	0-0	1	11	1	.923	
Zimmerman,Brooks	.217	7-7	23	3	5	0	0	1	2	8	.348	1	1	7	0	.280	0	0	0-0	8	0	0	1.000	
Millas,Drew	.216	10-10	37	1	8	0	1	0	9	10	.270	4	0	3	4	.286	1	0	0-0	21	3	0	1.000	
Eierman,Jeremy	.200	10-10	40	5	8	4	1	1	8	17	.425	5	1	10	0	.304	0	0	3-3	19	25	3	.936	
Geha,Logan	.174	9-7	23	3	4	0	0	0	2	4	.174	1	1	13	1	.240	0	1	0-1	59	14	2	.973	

Skalnik,Ryan	.167	5-2	12	0	2	1	0	0	0	3	.250	0	0	2	0	.167	0	0	1-1	1	0	0	1.000	
Fitzpatrick,Jordan	.143	8-2	14	2	2	1	0	0	1	3	.214	0	0	4	0	.143	0	0	0-0	3	0	0	1.000	
Faith,Sam	.125	5-1	8	1	1	1	0	0	1	2	.250	0	0	2	0	.125	0	0	0-0	1	1	1	.667	
Ruff,Landan	.000	10-3	7	1	0	0	0	0	0	0	.000	2	0	0	0	.222	0	2	0-1	9	1	1	.909	
McGuire,Max	.000	2-0	2	0	0	0	0	0	0	0	.000	0	0	2	0	.000	0	0	0-0	0	0	0	.000	
Briggs,Michael	.000	1-0	1	0	0	0	0	0	0	0	.000	0	0	1	0	.000	0	0	0-0	0	1	0	1.000	
Totals	.235	10	344	50	81	15	4	4	46	116	.337	32	10	83	5	.317	2	4	9-11	268	109	14	.964	
Opponents	.201	10	318	36	64	12	1	5	32	93	.292	44	15	83	8	.326	0	6	10-13	279	78	6	.983	

ROAD PITCHING STATISTICS

(Away games Sorted by Earned run avg)

Player	era	w-l	app	gs	cg	sho	sv	ip	h	r	er	bb	so	2b	3b	hr	b/avg	wp	hp	bk	sfa	sha
Coleman,Dylan	2.88	3-1	5	5	0	0/0	0	34.1	21	11	11	16	40	4	0	2	.179	4	2	0	0	2
Buckner,Ty	3.75	0-1	3	3	0	0/0	0	12.0	8	9	5	12	10	0	0	0	.182	0	1	0	0	0

Fromson,Jake	0.00	0-0	1	0	0	0/0	0	0.2	0	0	0	2	0	0	0	0	.000	0	0	0	0	1
Sechler,Connor	1.29	1-0	3	0	0	0/0	1	7.0	3	1	1	2	6	0	0	0	.143	2	7	0	0	1
Witherspoon,Nate	1.35	0-0	5	0	0	0/0	0	6.2	4	1	1	2	6	1	0	1	.167	0	2	0	0	1
Schwab,Davis	2.25	1-0	3	0	0	0/0	0	4.0	4	1	1	1	5	1	1	0	.235	2	1	0	0	0
Knight,Austin	2.57	1-0	1	1	0	0/0	0	7.0	3	2	2	4	4	1	0	1	.136	1	0	0	0	0
Lochner,Jake	2.84	0-0	3	0	0	0/0	0	6.1	5	2	2	3	4	2	0	1	.227	0	0	0	0	0
Russell,Matt	3.38	0-0	4	0	0	0/0	1	2.2	3	1	1	2	2	0	0	0	.273	0	1	0	0	0
Wiley,Logan	8.22	0-2	4	1	0	0/0	1	7.2	11	7	7	0	6	2	0	0	.324	0	1	0	0	1
Dame,Hunter	9.00	0-0	1	0	0	0/0	0	1.0	2	1	1	0	0	1	0	0	.400	0	0	0	0	0
Totals	3.22	6-4	10	10	0	0/0	3	89.1	64	36	32	44	83	12	1	5	.201	9	15	0	0	6
Opponents	4.16	4-6	10	10	1	2/2	3	93.0	81	50	43	32	83	15	4	4	.235	7	10	0	2	4

MISSOURI STATE BASEBALL

Games 31-33 | No. 24 MISSOURI STATE BEARS (22-8) vs. No. 7 OREGON STATE BEAVERS (24-6) | April 13-14 | Springfield, Mo. | Hammons Field (8,000) | KBFL AM/FM | ESPN/ESPN+

NEUTRAL BATTING-FIELDING STATISTICS

Record: 5-1 Home: 0-0 Away: 0-0 Neutral: 5-1 MVC: 0-0

Player	avg	gp-gs	ab	r	h	2b	3b	hr	rbi	tb	slg%	bb	hp	so	gdp	ob%	sf	sh	sb-att	po	a	e	fld%	
Millas,Drew	.556	6-6	18	5	10	2	0	0	5	12	.667	6	0	3	2	.640	1	0	0-0	6	0	0	1.000	
Duffy,Jack	.318	6-6	22	5	7	2	0	1	7	12	.545	2	1	3	1	.400	0	1	0-0	13	2	0	1.000	
Eierman,Jeremy	.286	6-6	21	7	6	0	0	2	4	12	.571	8	1	6	2	.500	0	0	4-5	9	14	1	.958	
Whetstone,Ben	.273	6-6	22	3	6	1	0	1	5	10	.455	5	2	4	0	.433	1	0	1-1	43	6	0	1.000	
Privitera,John	.250	6-6	24	4	6	0	1	0	4	8	.333	4	1	4	0	.379	0	1	0-1	11	13	0	1.000	
Geha,Logan	.154	5-5	13	5	2	0	0	0	3	2	.154	3	3	6	0	.421	0	2	0-0	41	5	0	1.000	
Steinmetz,Hunter	.150	6-6	20	6	3	1	0	0	3	4	.200	5	3	7	0	.379	1	0	2-2	14	1	0	1.000	

Fitzpatrick,Jordan	.333	4-2	6	1	2	0	0	0	0	2	.333	0	0	2	0	.333	0	0	0-0	0	0	0	.000	
Faith,Sam	.333	4-1	3	3	1	0	0	1	2	4	1.333	1	1	0	0	.600	0	1	0-0	0	5	0	1.000	
Skalnik,Ryan	.250	2-0	4	1	1	0	0	0	2	1	.250	0	2	2	0	.500	0	0	0-0	0	0	0	.000	
Ruff,Landan	.182	5-2	11	4	2	0	0	1	2	5	.455	1	0	6	0	.250	0	0	0-0	6	0	0	1.000	
Brown,Matt	.100	6-5	10	2	1	1	0	0	3	2	.200	5	2	6	1	.471	0	1	0-0	5	4	1	.900	
Zimmerman,Brooks	.000	5-3	11	1	0	0	0	0	0	0	.000	2	0	5	0	.154	0	0	0-0	8	0	2	.800	
Briggs,Michael	.000	1-0	1	0	0	0	0	0	0	0	.000	0	0	1	0	.000	0	0	0-0	0	0	0	.000	
Totals	.253	6	186	47	47	7	1	6	40	74	.398	42	16	55	6	.425	3	6	7-9	159	60	5	.978	
Opponents	.285	6	207	25	59	8	0	1	22	70	.338	25	7	45	5	.381	0	2	6-8	153	44	8	.961	

NEUTRAL PITCHING STATISTICS

(Neutral site games Sorted by Earned run avg)

Player	era	w-l	app	gs	cg	sho	sv	ip	h	r	er	bb	so	2b	3b	hr	b/avg	wp	hp	bk	sfa	sha
Buckner,Ty	0.82	1-0	2	2	0	0/0	0	11.0	12	3	1	3	6	1	0	0	.286	0	1	0	0	0
Knight,Austin	2.08	0-0	2	2	0	0/0	0	8.2	10	2	2	5	10	0	0	0	.294	0	3	0	0	0
Sechler,Connor	2.08	1-0	4	0	0	0/0	0	8.2	6	2	2	3	9	2	0	0	.188	0	0	1	0	0
Wiley,Logan	5.73	2-1	4	1	0	0/0	0	11.0	16	10	7	6	12	2	0	1	.333	6	1	0	0	1

Fromson,Jake	0.00	0-0	1	0	0	0/0	0	2.1	2	0	0	0	1	1	0	0	.250	0	0	0	0	0
Gibbs,Zach	0.00	0-0	1	0	0	0/0	0	1.0	1	0	0	1	0	0	0	0	.250	0	0	0	0	0
Lochner,Jake	0.00	1-0	1	0	0	0/0	0	0.1	0	0	0	0	0	0	0	0	.000	0	0	0	0	0
Schwab,Davis	3.38	0-0	2	0	0	0/0	0	2.2	3	2	1	0	2	1	0	0	.273	1	0	0	0	0
McAlister,Tyler	5.40	0-0	1	1	0	0/0	0	5.0	6	3	3	2	2	1	0	0	.353	0	2	0	0	1
Russell,Matt	11.57	0-0	3	0	0	0/0	1	2.1	3	3	3	5	3	0	0	0	.300	1	0	0	0	0
Totals	3.23	5-1	6	6	0	0/0	1	53.0	59	25	19	25	45	8	0	1	.285	8	7	1	0	2
Opponents	7.24	1-5	6	6	0	0/0	1	51.0	47	47	41	42	55	7	1	6	.253	7	16	4	3	6

MISSOURI STATE BASEBALL

Games 31-33 | No. 24 MISSOURI STATE BEARS (22-8) vs. No. 7 OREGON STATE BEAVERS (24-6) | April 13-14 | Springfield, Mo. | Hammons Field (8,000) | KBFL AM/FM | ESPN/ESPN+

INDIVIDUAL GAME-BY-GAME BATTING (AB-R-H-RBI)

Opponent	Date	#41 Briggs,M	#18 Brown,M	#23 Duffy,J	#11 Eierman,J	#26 Faith,S	#17 Fitzpatrick,J	#4 Geha,L	#12 McGuire,M	#24 Millas,D	#32 Privitera,J	#31 Ruff,L	#5 Skalnik,R	#7 Steinmetz,H	#45 Whetstone,	#1 Zimmerman
Texas Southern	Feb 16	4-0-0-0	4-2-2-1	5-1-1-0	3-1-1-2	2-1-1-1	4-0-1-0	0-1-0-0	4-1-1-1	3-0-1-2	3-1-0-0
Lamar	Feb 16	3-2-2-1	4-1-1-0	5-1-1-2	1-0-1-1	1-0-0-0	3-2-1-0	1-0-0-0	4-0-1-2	3-3-1-1	1-0-0-0	1-0-0-0	4-1-2-1	4-0-1-0	4-1-3-1
Lamar	Feb 17	2-0-0-0	3-0-0-0	4-0-0-0	1-0-0-0	1-0-0-0	3-0-0-0	3-0-1-0	3-0-2-0	Def	4-0-0-0	3-0-1-0	3-0-1-0
Texas Southern	Feb 18	0-0-0-0	3-0-1-0	3-0-0-0	1-1-0-0	3-0-1-0	1-2-0-0	4-0-2-0	4-1-2-3	1-1-0-0	2-0-0-1	5-1-4-1	1-0-0-0
Central Arkansas	Feb 25	2-0-0-0	4-0-1-0	3-0-0-0	Def	1-0-0-0	2-0-0-0	4-0-0-0	2-0-0-0	Def	4-0-0-0	4-0-1-0	4-0-0-0
Central Arkansas	Feb 25	4-1-1-0	4-0-1-1	3-1-1-0	4-0-0-0	4-0-1-2	5-1-1-1	0-1-0-0	4-1-2-1	3-0-0-0	3-0-0-0
Saint Joseph's	Mar 02	2-0-0-0	4-0-0-0	3-1-0-0	0-0-0-0	1-0-0-0	2-0-0-0	1-0-1-2	4-0-0-0	1-0-0-0	4-0-0-0	2-2-0-0	4-0-0-0
ECU	Mar 03	Def	4-1-1-1	5-2-2-1	5-1-0-0	3-0-2-2	4-0-4-2	4-2-1-0	2-0-0-0	0-0-0-0	4-1-2-0	5-0-1-1
Pepperdine	Mar 04	1-0-0-0	4-1-1-2	3-0-2-1	1-1-0-0	1-1-1-0	2-2-0-0	4-0-2-1	4-0-1-1	4-1-1-1	3-2-1-0	4-0-0-0	Def
Oklahoma State	Mar 07	2-0-0-0	3-1-0-0	5-2-3-2	3-0-0-0	4-1-0-0	4-1-2-1	5-1-1-0	3-1-1-1	6-1-3-4	3-0-0-0	2-0-1-0
Arkansas State	Mar 09	1-0-0-0	3-3-2-3	4-1-1-0	4-3-3-0	1-0-0-0	3-2-1-0	3-0-1-3	4-0-0-0	3-0-0-0	Def	5-0-2-2	2-3-2-3	0-0-0-1
Arkansas State	Mar 10	3-0-0-0	1-0-0-0	4-0-1-0	0-0-0-0	4-0-0-0	3-0-0-0	3-0-0-0	2-1-1-1	4-0-1-0	4-0-1-0	3-0-0-0
Arkansas State	Mar 11	3-0-0-1	3-1-1-1	4-1-1-0	3-1-1-0	3-0-0-1	3-1-1-0	2-0-0-0	4-0-0-0	4-1-1-1
Oral Roberts	Mar 13	3-1-1-0	3-0-0-0	4-2-2-0	0-0-0-0	1-1-1-1	4-0-0-0	5-1-2-4	2-0-0-0	2-0-0-0	2-0-1-0	4-0-1-0	3-0-0-0	1-1-1-0
Iowa	Mar 14	2-2-1-1	4-0-2-1	4-1-1-2	5-0-1-1	4-1-1-0	4-1-1-0	5-1-1-1	3-2-1-0	5-0-1-0
Seton Hall	Mar 17	1-0-0-0	1-0-0-2	3-2-1-3	3-4-2-1	1-1-1-2	1-0-0-0	3-3-3-1	4-2-1-0	1-0-0-0	3-1-1-2	4-1-0-1	3-0-0-2	3-0-0-0
Oklahoma State	Mar 17	2-0-0-0	4-1-3-0	4-0-1-0	1-0-1-1	4-0-1-0	3-0-0-0	5-0-1-0	2-0-0-0	4-1-0-0	4-0-1-0
Southeast Missouri	Mar 20	1-1-1-0	5-1-1-0	4-1-2-1	2-0-0-0	0-0-0-1	1-1-0-0	4-0-1-2	3-2-0-1	1-0-0-1	1-1-0-0	3-2-2-2	3-1-1-1	1-0-0-0
Murray State	Mar 21	3-0-0-0	1-0-0-0	4-0-0-0	0-1-0-0	1-0-0-0	4-0-1-0	5-0-1-2	3-2-1-0	1-0-0-0	4-1-1-1	2-1-0-0	2-0-1-2
Cal State Northridge	Mar 23	4-0-1-0	4-0-1-0	4-1-2-1	3-0-0-0	3-0-1-0	4-0-0-0	3-1-2-0	Def	4-1-1-0	4-0-1-2
Cal State Northridge	Mar 24	3-1-0-0	4-0-0-0	3-1-1-0	4-1-1-2	3-1-1-0	Def	1-1-0-0	4-0-1-2	4-0-1-0	4-0-1-0
Cal State Northridge	Mar 25	3-1-0-0	4-0-1-0	5-2-2-7	1-0-1-1	3-1-1-0	3-1-0-0	4-0-1-0	Def	4-2-2-0	2-0-1-0	3-1-1-0
Kansas	Mar 27	1-0-0-0	2-2-0-0	5-1-2-0	4-1-2-3	1-0-0-0	3-2-1-0	Def	1-0-0-0	4-1-1-3	1-2-0-1	1-0-0-0	2-0-1-0	4-1-2-2	5-0-2-1	4-2-1-1
Indiana State	Mar 30	3-0-1-2	4-1-2-0	4-0-1-2	4-0-0-0	4-0-0-0	4-0-0-0	2-1-0-0	Def	4-1-2-0	3-1-1-0
Indiana State	Mar 30	5-2-2-1	4-0-0-0	5-0-0-0	1-0-0-0	0-1-0-0	5-0-0-0	3-1-1-1	1-0-0-0	5-0-1-0	4-0-2-2	5-1-2-1	3-0-0-0
Indiana State	Mar 31	3-1-0-0	3-0-1-1	3-0-0-0	2-0-0-0	2-0-0-0	4-1-3-1	0-0-0-0	4-0-0-0	5-1-1-2	3-1-0-0	2-0-0-0
Evansville	Apr 06	2-2-1-1	3-1-1-0	4-1-2-0	1-0-0-0	2-0-2-0	3-1-1-2	3-0-1-3	1-0-0-0	4-1-0-0	3-0-1-0	2-0-0-0
Evansville	Apr 07	3-0-1-2	4-1-0-0	5-2-1-0	4-0-1-0	2-0-0-0	5-1-3-1	3-0-1-1	1-0-0-1	4-2-1-0	5-2-3-2
Evansville	Apr 08	3-0-1-1	5-0-0-0	6-1-1-3	3-3-2-0	1-0-0-0	4-0-2-3	2-2-0-0	1-3-1-0	5-1-3-2	3-1-1-1	Def
Mizzou	Apr 10	4-0-1-2	4-1-2-1	5-0-2-1	3-0-0-0	3-0-0-0	1-0-0-0	4-0-1-1	3-1-0-0	1-0-0-0	4-3-2-1	5-1-2-0

MISSOURI STATE BASEBALL

Games 31-33 | No. 24 MISSOURI STATE BEARS (22-8) vs. No. 7 OREGON STATE BEAVERS (24-6) | April 13-14 | Springfield, Mo. | Hammons Field (8,000) | KBFL AM/FM | ESPN/ESPN+

INDIVIDUAL GAME-BY-GAME BATTING (IP-H-R-ER-BB-SO)

Opponent	Date	#36 Buckner,T	#10 Coleman,D	#16 Fromson,J	#40 Gibbs,Z	#29 Knight,A	#21 Lochner,J	#19 McAlister,T	#33 Russell,M	#13 Schwab,D	#14 Sechler,C
Texas Southern	Feb 16	*3.2-7-1-1-2-4	1.0-1-0-0-1-2	4.1-3-1-1-0-4
Lamar	Feb 16	*6.0-3-1-1-3-7
Lamar	Feb 17	*2.1-5-6-4-4-0	1.1-2-2-2-1-2
Texas Southern	Feb 18	*5.0-6-3-3-2-2	0.1-0-0-0-0-0
Central Arkansas	Feb 25	*8.0-2-0-0-3-13	0.0-1-0-0-0-0
Central Arkansas	Feb 25	*4.2-2-1-0-4-3	0.2-1-1-1-2-0	1.1-2-0-0-1-2	2.0-1-0-0-0-1
Saint Joseph's	Mar 02	*5.0-3-1-1-3-6	1.2-0-0-0-2-3
ECU	Mar 03	*7.0-6-3-3-4-8	1.2-0-0-0-2
Pepperdine	Mar 04	*5.0-7-2-0-1-2	0.1-0-0-0-0-0	1.0-2-3-3-4-1	0.2-2-1-1-0-0	1.2-2-1-1-1-1
Oklahoma State	Mar 07	*4.1-4-5-1-2-9	1.2-3-5-5-3-1
Arkansas State	Mar 09	*7.0-2-1-1-5-6	1.0-0-0-0-0-0	1.0-1-3-0-2-1
Arkansas State	Mar 10	*6.0-5-3-3-2-6
Arkansas State	Mar 11	0.2-0-0-0-0-0	*5.1-7-4-4-2-2	0.0-0-0-0-1-0	3.0-2-0-0-0-6
Oral Roberts	Mar 13	1.0-0-0-0-2-1	*3.2-4-2-2-4-2	1.0-1-2-2-3-3	1.0-0-0-0-2
Iowa	Mar 14	2.1-2-0-0-0-1	1.0-1-0-0-0-1
Seton Hall	Mar 17	*6.0-5-1-1-2-4	1.0-1-0-0-1-0	2.0-1-1-0-0-2
Oklahoma State	Mar 17	*6.2-6-4-4-3-5
Southeast Missouri	Mar 20	*4.2-4-4-4-2-6
Murray State	Mar 21	0.1-1-1-0-0-0	*2.2-4-3-3-2-4	4.1-1-0-0-1-6	1.2-0-0-0-0-4
Cal State Northridge	Mar 23	*8.0-4-2-1-1-11	1.0-2-0-0-0-0
Cal State Northridge	Mar 24	*5.2-0-0-0-4-5	3.1-1-0-0-1-3
Cal State Northridge	Mar 25
Kansas	Mar 27	*7.0-3-2-2-4-4	1.0-1-0-0-1-1	1.0-1-0-0-0-2
Indiana State	Mar 30	*6.2-4-3-3-3-7	0.2-0-0-0-2-0	1.2-1-0-0-0-2
Indiana State	Mar 30	*5.0-1-2-1-4-7	0.1-1-0-0-0-0	1.2-1-1-1-0-1	3.1-1-1-1-2-3
Indiana State	Mar 31	4.0-2-0-0-1-1
Evansville	Apr 06	*6.0-6-5-4-0-6	3.0-1-0-0-0-1
Evansville	Apr 07	*5.0-1-2-2-4-4	4.0-3-0-0-0-1
Evansville	Apr 08	1.0-3-2-1-0-1	1.0-1-0-0-0-0
Mizzou	Apr 10	4.1-4-3-3-1-1	*3.1-5-5-4-4-3	0.2-0-0-0-0-0

Opponent	Date	#35 Wiley,L	#27 Wthrspoon,N
Texas Southern	Feb 16
Lamar	Feb 16	2.0-2-0-0-0-1
Lamar	Feb 17	4.1-3-0-0-0-2
Texas Southern	Feb 18	3.2-4-2-2-0-3
Central Arkansas	Feb 25	1.1-1-1-1-0-1	0.0-0-0-0-1-0
Central Arkansas	Feb 25	0.1-0-0-0-0-1
Saint Joseph's	Mar 02	1.1-6-5-2-2-2
ECU	Mar 03	0.1-1-1-1-1-1
Pepperdine	Mar 04	0.1-1-0-0-0-0
Oklahoma State	Mar 07	2.2-1-0-0-0-4	0.1-0-0-0-2-0
Arkansas State	Mar 09
Arkansas State	Mar 10	2.2-2-1-1-1-5	0.1-0-0-0-0-1
Arkansas State	Mar 11
Oral Roberts	Mar 13	2.1-5-1-1-0-3
Iowa	Mar 14	*5.2-5-3-3-4-7
Seton Hall	Mar 17
Oklahoma State	Mar 17	1.1-0-0-0-0-2
Southeast Missouri	Mar 20	1.1-2-1-1-0-1	3.0-2-0-0-1-1
Murray State	Mar 21	1.0-0-0-0-0-0
Cal State Northridge	Mar 23
Cal State Northridge	Mar 24
Cal State Northridge	Mar 25	*7.0-5-2-2-0-3	1.0-0-0-0-0-1
Kansas	Mar 27
Indiana State	Mar 30
Indiana State	Mar 30	0.2-0-0-0-0-1
Indiana State	Mar 31	*4.0-8-6-6-0-3
Evansville	Apr 06
Evansville	Apr 07
Evansville	Apr 08	*6.0-3-0-0-0-9	1.0-4-2-1-0-1
Mizzou	Apr 10	0.2-1-0-0-0-0

MISSOURI STATE BASEBALL

Games 31-33 | No. 24 MISSOURI STATE BEARS (22-8) vs. No. 7 OREGON STATE BEAVERS (24-6) | April 13-14 | Springfield, Mo. | Hammons Field (8,000) | KBFL AM/FM | ESPN/ESPN+

RETURNING LETTERWINNERS CAREER STATISTICS

Individual Career History

Brown, Matt

Year	avg	gp-gs	ab	r	h	2b	3b	hr	rbi	tb	slg%	bb	hbp	so	gdp	ob%	sf	sh	sb-att	po	a	e	fld%
2017	.091	21-12	33	5	3	1	0	1	3	7	.212	12	6	19	0	.412	0	2	0-0	36	4	2	.952
2018	.211	30-27	76	19	16	5	0	3	17	30	.395	18	10	31	2	.419	1	1	0-0	12	37	4	.925
TOTAL	.174	51-39	109	24	19	6	0	4	20	37	.339	30	16	50	2	.417	1	3	0-0	48	41	6	.937

Coleman, Dylan

Year	avg	gp-gs	ab	r	h	2b	3b	hr	rbi	tb	slg%	bb	hbp	so	gdp	ob%	sf	sh	sb-att	po	a	e	fld%
2016	.000	0-0	0	0	0	0	0	0	0	0	.000	0	0	0	0	.000	0	0	0-0	7	11	1	.947
2017	.000	0-0	0	0	0	0	0	0	0	0	.000	0	0	0	0	.000	0	0	0-0	6	7	2	.867
2018	.000	0-0	0	0	0	0	0	0	0	0	.000	0	0	0	0	.000	0	0	0-0	5	7	0	1.000
TOTAL	.000	0-0	0	0	0	0	0	0	0	0	.000	0	0	0	0	.000	0	0	0-0	18	25	3	.935

Year	era	w-l	app	qs	cq	sho	sv	ip	h	r	er	bb	so	2b	3b	hr	bf	bavq	wp	hbp	bk	sfa	sha
2016	4.98	6-4	15	14	0	0/0	0	72.1	73	48	40	49	82	16	2	1	339	.265	4	7	2	2	6
2017	4.80	8-3	18	16	1	0/2	0	99.1	85	57	53	50	106	18	3	10	438	.229	17	11	0	3	3
2018	2.77	5-1	8	8	0	0/0	0	55.1	33	19	17	22	63	6	0	2	217	.175	7	3	0	0	3
TOTAL	4.36	19-8	41	38	1	0/2	0	227.0	191	124	110	121	251	40	5	13	994	.229	28	21	2	5	12

Duffy, Jack

Year	avg	gp-gs	ab	r	h	2b	3b	hr	rbi	tb	slg%	bb	hbp	so	gdp	ob%	sf	sh	sb-att	po	a	e	fld%
2017	.222	58-45	158	21	35	8	1	0	17	45	.285	25	5	42	2	.344	1	0	7-8	88	0	2	.978
2018	.248	30-28	109	17	27	7	1	1	12	39	.358	8	4	23	2	.322	0	1	0-0	61	4	1	.985
TOTAL	.232	88-73	267	38	62	15	2	1	29	84	.315	33	9	65	4	.335	1	1	7-8	149	4	3	.981

Eierman, Jeremy

Year	avg	gp-gs	ab	r	h	2b	3b	hr	rbi	tb	slg%	bb	hbp	so	gdp	ob%	sf	sh	sb-att	po	a	e	fld%
2016	.296	59-59	230	45	68	13	4	9	48	116	.504	12	3	67	4	.336	2	2	6-6	63	163	21	.915
2017	.313	63-63	243	67	76	15	2	23	68	164	.675	41	12	61	7	.431	3	2	17-19	74	178	10	.962
2018	.303	30-30	122	29	37	12	2	5	27	68	.557	17	4	30	2	.406	0	0	16-17	49	66	6	.950
TOTAL	.304	152-152	595	141	181	40	8	37	143	348	.585	70	19	158	13	.392	5	4	39-42	186	407	37	.941

Fromson, Jake

Year	avg	gp-gs	ab	r	h	2b	3b	hr	rbi	tb	slg%	bb	hbp	so	gdp	ob%	sf	sh	sb-att	po	a	e	fld%
2016	.000	0-0	0	0	0	0	0	0	0	0	.000	0	0	0	0	.000	0	0	0-0	4	9	0	1.000
2017	.000	0-0	0	0	0	0	0	0	0	0	.000	0	0	0	0	.000	0	0	0-0	3	9	1	.923
2018	.000	0-0	0	0	0	0	0	0	0	0	.000	0	0	0	0	.000	0	0	0-0	2	3	0	1.000
TOTAL	.000	0-0	0	0	0	0	0	0	0	0	.000	0	0	0	0	.000	0	0	0-0	9	21	1	.968

Year	era	w-l	app	qs	cq	sho	sv	ip	h	r	er	bb	so	2b	3b	hr	bf	bavq	wp	hbp	bk	sfa	sha
2016	3.71	6-2	24	4	0	0/0	1	70.1	64	30	29	19	74	13	3	2	300	.247	4	13	1	5	4
2017	2.25	8-3	37	0	0	0/3	3	76.0	46	24	19	18	88	8	1	6	298	.170	9	7	0	1	1
2018	1.76	2-1	7	0	0	0/1	1	15.1	8	3	3	4	6	3	0	0	58	.163	1	3	1	0	2
TOTAL	2.84	16-6	68	4	0	0/4	5	161.2	118	57	51	41	168	24	4	8	656	.204	14	23	2	6	7

Geha, Logan

Year	avg	gp-gs	ab	r	h	2b	3b	hr	rbi	tb	slg%	bb	hbp	so	gdp	ob%	sf	sh	sb-att	po	a	e	fld%
2017	.203	34-25	64	20	13	3	0	1	10	19	.297	18	8	24	0	.429	1	5	3-4	162	35	3	.985
2018	.211	26-23	71	17	15	3	0	0	5	18	.254	9	4	30	1	.333	0	6	1-2	191	31	3	.987
TOTAL	.207	60-48	135	37	28	6	0	1	15	37	.274	27	12	54	1	.383	1	11	4-6	353	66	6	.986

MISSOURI STATE BASEBALL

Games 31-33 | No. 24 MISSOURI STATE BEARS (22-8) vs. No. 7 OREGON STATE BEAVERS (24-6) | April 13-14 | Springfield, Mo. | Hammons Field (8,000) | KBFL AM/FM | ESPN/ESPN+

RETURNING LETTERWINNERS CAREER STATISTICS

Individual Career History

Knight, Austin

Year	avg	gp-gs	ab	r	h	2b	3b	hr	rbi	tb	slg%	bb	hbp	so	gdp	ob%	sf	sh	sb-att	po	a	e	fld%
2015	.000	0-0	0	0	0	0	0	0	0	0	.000	0	0	0	0	.000	0	0	0-0	1	0	0	1.000
2016	.000	0-0	0	0	0	0	0	0	0	0	.000	0	0	0	0	.000	0	0	0-0	1	6	0	1.000
2017	.000	0-0	0	0	0	0	0	0	0	0	.000	0	0	0	0	.000	0	0	0-0	5	8	0	1.000
2018	.000	0-0	0	0	0	0	0	0	0	0	.000	0	0	0	0	.000	0	0	0-0	1	4	1	.833
TOTAL	.000	0-0	0	0	0	0	0	0	0	0	.000	0	0	0	0	.000	0	0	0-0	8	18	1	.963

Year	era	w-l	app	gs	cq	sho	sv	ip	h	r	er	bb	so	2b	3b	hr	bf	bavq	wp	hbp	bk	sfa	sha
2015	10.80	0-0	2	0	0	0/0	0	1.2	2	2	2	2	0	0	0	0	10	.333	0	1	0	1	0
2016	5.33	5-2	15	9	0	0/0	1	52.1	47	34	31	22	41	17	1	3	224	.242	2	4	1	2	2
2017	3.97	3-2	15	8	0	0/1	0	59.0	54	29	26	26	41	12	0	3	256	.256	10	6	2	6	7
2018	4.97	1-0	6	6	0	0/0	0	29.0	29	17	16	17	25	6	0	3	134	.266	4	6	0	0	2
TOTAL	4.75	9-4	38	23	0	0/1	1	142.0	132	82	75	67	107	35	1	9	624	.254	16	17	3	9	11

Lochner, Jake

Year	avg	gp-gs	ab	r	h	2b	3b	hr	rbi	tb	slg%	bb	hbp	so	gdp	ob%	sf	sh	sb-att	po	a	e	fld%
2016	.000	0-0	0	0	0	0	0	0	0	0	.000	0	0	0	0	.000	0	0	0-0	0	2	0	1.000
2017	.000	0-0	0	0	0	0	0	0	0	0	.000	0	0	0	0	.000	0	0	0-0	0	3	0	1.000
2018	.000	0-0	0	0	0	0	0	0	0	0	.000	0	0	0	0	.000	0	0	0-0	0	2	0	1.000
TOTAL	.000	0-0	0	0	0	0	0	0	0	0	.000	0	0	0	0	.000	0	0	0-0	0	7	0	1.000

Year	era	w-l	app	gs	cq	sho	sv	ip	h	r	er	bb	so	2b	3b	hr	bf	bavq	wp	hbp	bk	sfa	sha
2016	5.59	1-0	14	2	0	0/0	0	19.1	16	17	12	25	15	2	0	0	97	.229	3	1	0	0	0
2017	4.97	1-0	13	0	0	0/2	0	12.2	12	8	7	8	13	1	1	2	59	.240	2	1	0	0	0
2018	2.25	1-0	6	0	0	0/0	0	8.0	6	3	2	5	5	2	0	1	33	.222	0	0	0	0	1
TOTAL	4.72	3-0	33	2	0	0/2	0	40.0	34	28	21	38	33	5	1	3	189	.231	5	2	0	0	1

McAlister, Tyler

Year	avg	gp-gs	ab	r	h	2b	3b	hr	rbi	tb	slg%	bb	hbp	so	gdp	ob%	sf	sh	sb-att	po	a	e	fld%
2017	.000	0-0	0	0	0	0	0	0	0	0	.000	0	0	0	0	.000	0	0	0-0	0	1	0	1.000
2018	.000	0-0	0	0	0	0	0	0	0	0	.000	0	0	0	0	.000	0	0	0-0	1	4	0	1.000
TOTAL	.000	0-0	0	0	0	0	0	0	0	0	.000	0	0	0	0	.000	0	0	0-0	1	5	0	1.000

Year	era	w-l	app	gs	cq	sho	sv	ip	h	r	er	bb	so	2b	3b	hr	bf	bavq	wp	hbp	bk	sfa	sha
2017	9.31	0-1	10	1	0	0/1	0	9.2	16	16	10	13	11	6	0	0	62	.364	3	3	0	0	2
2018	5.17	0-0	4	4	0	0/0	0	15.2	18	13	9	10	17	4	0	3	77	.295	0	4	0	0	2
TOTAL	6.75	0-1	14	5	0	0/1	0	25.1	34	29	19	23	28	10	0	3	139	.324	3	7	0	0	4

Millas, Drew

Year	avg	gp-gs	ab	r	h	2b	3b	hr	rbi	tb	slg%	bb	hbp	so	gdp	ob%	sf	sh	sb-att	po	a	e	fld%
2017	.224	51-42	174	15	39	7	0	1	29	49	.282	13	2	42	2	.281	3	1	3-4	342	46	6	.985
2018	.303	30-30	109	12	33	4	2	2	36	47	.431	19	1	21	6	.398	4	0	1-2	53	6	1	.983
TOTAL	.254	81-72	283	27	72	11	2	3	65	96	.339	32	3	63	8	.329	7	1	4-6	395	52	7	.985

MISSOURI STATE BASEBALL

Games 31-33 | No. 24 MISSOURI STATE BEARS (22-8) vs. No. 7 OREGON STATE BEAVERS (24-6) | April 13-14 | Springfield, Mo. | Hammons Field (8,000) | KBFL AM/FM | ESPN/ESPN+

RETURNING LETTERWINNERS CAREER STATISTICS

Individual Career History

Moore,Alex

Year	avg	gp-gs	ab	r	h	2b	3b	hr	rbi	tb	slg%	bb	hbp	so	gdp	ob%	sf	sh	sb-att	po	a	e	fld%
2017	.000	0-0	0	0	0	0	0	0	0	0	.000	0	0	0	0	.000	0	0	0-0	1	2	0	1.000
TOTAL	.000	0-0	0	0	0	0	0	0	0	0	.000	0	0	0	0	.000	0	0	0-0	1	2	0	1.000

Year	era	w-l	app	gs	cg	sho	sv	ip	h	r	er	bb	so	2b	3b	hr	bf	bavg	wp	hbp	bk	sfa	sha
2017	2.61	0-0	10	0	0	0/0	0	10.1	11	5	3	5	7	0	0	0	49	.256	3	1	2	0	0
TOTAL	2.61	0-0	10	0	0	0/0	0	10.1	11	5	3	5	7	0	0	0	49	.256	3	1	2	0	0

Privitera,John

Year	avg	gp-gs	ab	r	h	2b	3b	hr	rbi	tb	slg%	bb	hbp	so	gdp	ob%	sf	sh	sb-att	po	a	e	fld%
2017	.235	37-24	81	17	19	1	0	0	8	20	.247	16	1	22	1	.364	1	4	2-3	39	51	2	.978
2018	.250	30-30	100	26	25	4	1	0	14	31	.310	26	2	24	0	.411	1	2	6-7	47	75	3	.976
TOTAL	.243	67-54	181	43	44	5	1	0	22	51	.282	42	3	46	1	.390	2	6	8-10	86	126	5	.977

Ruff,Landan

Year	avg	gp-gs	ab	r	h	2b	3b	hr	rbi	tb	slg%	bb	hbp	so	gdp	ob%	sf	sh	sb-att	po	a	e	fld%
2015	.000	19-0	1	4	0	0	0	0	0	0	.000	0	0	1	0	.000	0	0	0-0	0	0	0	.000
2016	.222	20-0	9	8	2	1	0	0	0	3	.333	0	0	0	1	.222	0	0	0-0	4	0	0	1.000
2017	.280	40-12	50	17	14	3	1	1	10	22	.440	7	3	15	1	.393	1	3	2-2	28	1	0	1.000
2018	.139	29-13	36	10	5	0	1	2	6	13	.361	10	2	16	1	.347	1	2	1-2	29	1	1	.968
TOTAL	.219	108-25	96	39	21	4	2	3	16	38	.396	17	5	32	3	.358	2	5	3-4	61	2	1	.984

Skalnik,Ryan

Year	avg	gp-gs	ab	r	h	2b	3b	hr	rbi	tb	slg%	bb	hbp	so	gdp	ob%	sf	sh	sb-att	po	a	e	fld%
2017	.205	32-8	39	3	8	2	0	1	10	13	.333	6	1	10	0	.319	1	1	0-0	2	1	0	1.000
2018	.200	11-3	20	3	4	1	0	0	2	5	.250	5	2	5	0	.407	0	0	2-2	3	1	0	1.000
TOTAL	.203	43-11	59	6	12	3	0	1	12	18	.305	11	3	15	0	.351	1	1	2-2	5	2	0	1.000

Steinmetz,Hunter

Year	avg	gp-gs	ab	r	h	2b	3b	hr	rbi	tb	slg%	bb	hbp	so	gdp	ob%	sf	sh	sb-att	po	a	e	fld%
2016	.316	59-59	247	57	78	14	7	1	27	109	.441	39	5	34	4	.418	1	2	14-15	126	1	2	.984
2017	.300	62-62	253	60	76	11	0	7	42	108	.427	45	7	59	2	.414	4	4	10-12	135	3	4	.972
2018	.300	30-30	120	27	36	7	2	2	25	53	.442	14	4	29	0	.386	2	2	7-7	59	1	1	.984
TOTAL	.306	151-151	620	144	190	32	9	10	94	270	.435	98	16	122	6	.410	7	8	31-34	320	5	7	.979

Whetstone,Ben

Year	avg	gp-gs	ab	r	h	2b	3b	hr	rbi	tb	slg%	bb	hbp	so	gdp	ob%	sf	sh	sb-att	po	a	e	fld%
2017	.050	15-2	20	1	1	0	0	0	1	1	.050	4	0	7	0	.208	0	0	0-0	2	0	0	1.000
2018	.287	30-30	108	16	31	3	0	5	18	49	.454	19	4	24	0	.406	2	0	5-5	251	19	2	.993
TOTAL	.250	45-32	128	17	32	3	0	5	19	50	.391	23	4	31	0	.376	2	0	5-5	253	19	2	.993

MISSOURI STATE BASEBALL

Games 31-33 | No. 24 MISSOURI STATE BEARS (22-8) vs. No. 7 OREGON STATE BEAVERS (24-6) | April 13-14 | Springfield, Mo. | Hammons Field (8,000) | KBFL AM/FM | ESPN/ESPN+

RETURNING LETTERWINNERS CAREER STATISTICS

Individual Career History

Witherspoon, Nate

Year	avg	gp-gs	ab	r	h	2b	3b	hr	rbi	tb	slg%	bb	hbp	so	gdp	ob%	sf	sh	sb-att	po	a	e	fld%
2017	.000	0-0	0	0	0	0	0	0	0	0	.000	0	0	0	0	.000	0	0	0-0	0	7	0	1.000
2018	.000	0-0	0	0	0	0	0	0	0	0	.000	0	0	0	0	.000	0	0	0-0	0	2	0	1.000
TOTAL	.000	0-0	0	0	0	0	0	0	0	0	.000	0	0	0	0	.000	0	0	0-0	0	9	0	1.000

Year	era	w-l	app	gs	cg	sho	sv	ip	h	r	er	bb	so	2b	3b	hr	bf	bavg	wp	hbp	bk	sfa	sha
2017	4.29	4-3	15	5	0	0/1	0	42.0	43	21	20	15	40	8	0	4	181	.270	4	2	1	2	3
2018	1.76	1-0	12	0	0	0/0	0	15.1	16	4	3	5	13	3	0	1	68	.276	0	2	0	0	3
TOTAL	3.61	5-3	27	5	0	0/1	0	57.1	59	25	23	20	53	11	0	5	249	.272	4	4	1	2	6

MISSOURI STATE BASEBALL

Games 31-33 | No. 24 MISSOURI STATE BEARS (22-8) vs. No. 7 OREGON STATE BEAVERS (24-6) | April 13-14 | Springfield, Mo. | Hammons Field (8,000) | KBFL AM/FM | ESPN/ESPN+



BROOKS ZIMMERMAN

1

Junior
OF | R/R | 6-2 | 210
Stillwater, Okla. (Stillwater HS/Cowley Co. CC)



LOGAN GEHA

4

Sophomore
C | R/R | 5-11 | 190
Lee's Summit, Mo. (Lee's Summit West HS)

Career Highs

AB:	4	4x, last 5/26/17 vs. Wichita State
R:	3	4/23/17 vs. Wichita State
H:	2	2x, last 6/10/17 at TCU
RBI:	2	2x, last 5/26/17 vs. Illinois State
2B:	1	3x, last 6/10/17 at TCU
3B:	NA	NA
HR:	1	5/13/17 vs. Indiana State
SB:	1	3x, last 4/14/17 at New Mexico
SO:	2	6x, last 6/3/17 at Arkansas
BB:	2	5x, last 5/26/17 vs. Illinois State

Career Highs

AB:	4	4x, last 5/26/17 vs. Wichita State
R:	3	4/23/17 vs. Wichita State
H:	2	2x, last 6/10/17 at TCU
RBI:	2	2x, last 5/26/17 vs. Illinois State
2B:	1	3x, last 6/10/17 at TCU
3B:	NA	NA
HR:	1	5/13/17 vs. Indiana State
SB:	1	3x, last 4/14/17 at New Mexico
SO:	2	6x, last 6/3/17 at Arkansas
BB:	2	5x, last 5/26/17 vs. Illinois State

Game-by-Game

Opponent	Pos	AB	R	H	RBI	2B	3B	HR	BB	SB	CS	HBP	SAC	SF	GDP	K	PO	A	E	Avg
vs Texas Southern	*of	3	1	0	0	0	0	0	1	0	0	0	0	0	0	1	1	0	1	.000
at Lamar	*of	4	1	3	1	0	0	1	0	0	0	0	0	0	0	1	1	0	0	.429
at Lamar	*of	3	0	1	0	0	0	0	0	0	0	0	0	0	0	2	0	0	0	.400
vs Texas Southern	ph	1	0	0	0	0	0	0	0	0	0	0	0	0	0	1	0	0	0	.364
at Central Arkansas-1	*of	4	0	0	0	0	0	0	0	0	0	0	0	0	0	3	0	0	0	.267
at Central Arkansas-2	*of	3	0	0	0	0	0	0	1	0	0	0	0	0	0	0	3	0	0	.222
vs Saint Joseph's	*of	4	0	0	0	0	0	0	0	0	0	0	0	0	0	2	5	0	1	.182
OKLAHOMA STATE	ph/1b	2	0	1	0	0	0	0	0	0	0	0	0	0	0	1	1	0	0	.208
ARKANSAS STATE	ph	0	0	0	1	0	0	0	0	0	0	0	0	0	1	0	0	0	0	.185
ARKANSAS STATE	*of	3	0	0	0	0	0	0	0	0	0	0	0	0	0	1	1	0	0	.185
ORAL ROBERTS	of	1	1	1	0	0	0	0	0	0	0	0	0	0	0	0	0	0	0	.214
vs Seton Hall	*of	3	0	0	0	0	0	0	1	0	0	0	0	0	0	1	2	0	0	.194
SOUTHEAST MISSOU	of	1	0	0	0	0	0	0	0	0	0	0	0	0	1	0	0	0	0	.188
MURRAY STATE	ph/of	2	0	1	2	1	0	0	1	0	0	0	0	0	0	1	1	0	0	.206
CAL STATE NORTHRI	*of	4	0	1	0	1	0	0	0	0	0	0	0	0	1	2	0	0	0	.211
CAL STATE NORTHRI	*of	3	1	1	0	0	0	0	0	0	0	0	0	0	0	4	0	0	0	.220
at Kansas	*of	4	2	1	1	0	0	0	0	0	0	1	0	0	0	1	1	0	0	.222
at Indiana State	*of	3	0	0	0	0	0	0	0	0	0	0	0	0	0	1	1	0	0	.208
at Indiana State	*of	2	0	0	0	0	0	0	0	0	0	0	0	0	0	1	0	0	0	.200
EVANSVILLE	*of	2	0	0	0	0	0	0	0	0	0	0	0	0	0	1	3	0	0	.192
EVANSVILLE	*of	2	0	0	0	0	0	0	0	0	0	0	0	0	0	0	0	0	0	.192
14gs		52	6	10	5	2	0	1	4	0	0	1	0	1	1	17	29	0	2	.192

Game-by-Game

Opponent	Pos	AB	R	H	RBI	2B	3B	HR	BB	SB	CS	HBP	SAC	SF	GDP	K	PO	A	E	Avg		
vs Texas Southern	*c	3	1	1	2	0	0	0	2	0	0	0	0	0	0	0	1	10	0	0	.333	
at Lamar	*c	3	2	1	0	0	0	0	1	0	0	0	0	0	0	0	1	7	2	0	.333	
at Lamar	*c	3	0	0	0	0	0	0	0	0	0	0	0	0	0	1	6	1	0	0	.222	
vs Texas Southern	*c	1	2	0	0	0	0	0	0	0	0	0	0	2	1	0	0	1	4	1	0	.200
at Central Arkansas-1	*c	2	0	0	0	0	0	0	0	0	0	0	0	1	0	0	2	13	1	0	.167	
at Central Arkansas-2	*c	4	0	0	0	0	0	0	0	0	0	0	0	0	0	0	3	6	2	0	.125	
vs Saint Joseph's	*c	2	0	0	0	0	0	0	0	0	0	1	0	0	0	0	1	11	1	0	.111	
at ECU	*c	3	0	2	2	0	0	0	0	0	0	1	0	0	0	1	9	4	0	0	.190	
vs Pepperdine	*c	2	2	0	0	0	0	0	1	0	0	0	0	1	0	0	0	0	0	0	.174	
OKLAHOMA STATE	*c	4	1	0	0	0	0	0	1	1	0	0	0	0	0	0	14	0	0	0	.148	
ARKANSAS STATE	*c/3b	3	2	1	0	0	0	0	1	0	0	0	0	0	0	0	1	4	2	0	.167	
ARKANSAS STATE	*c	4	0	0	0	0	0	0	0	0	0	0	0	0	0	0	1	12	0	0	.147	
ARKANSAS STATE	*c	3	1	1	0	0	0	0	1	0	0	0	0	0	0	0	2	8	0	0	.162	
ORAL ROBERTS	*c	4	0	0	0	0	0	0	0	0	0	0	0	0	0	0	2	8	4	1	.146	
at Oklahoma State	*c	5	0	1	1	0	0	0	0	0	0	0	0	0	0	0	3	9	3	0	.152	
at Oklahoma State	*c	4	0	1	0	0	0	0	0	0	0	0	0	0	0	0	2	9	0	0	.160	
SOUTHEAST MISSOU	pr/3b	1	1	0	0	0	0	0	0	0	0	0	0	0	0	0	0	1	0	0	.157	
MURRAY STATE	*c/of	4	0	1	0	0	0	0	0	0	0	0	0	0	0	0	1	11	1	0	.164	
CAL STATE NORTHRI	*c	3	0	1	0	0	0	0	0	0	0	0	0	0	0	0	2	12	0	0	.172	
CAL STATE NORTHRI	*c	3	1	1	0	0	0	0	0	0	0	0	0	0	0	1	0	0	4	1	.180	
at Indiana State	*c	4	0	0	0	0	0	0	0	0	0	0	0	0	0	0	3	9	3	1	.169	
EVANSVILLE	*c	2	0	2	0	1	0	0	0	0	0	0	2	0	0	0	6	3	0	0	.194	
EVANSVILLE	*c	3	3	2	0	2	0	0	2	0	0	0	0	0	0	1	11	1	0	0	.214	
MIZZOU	*dh	1	0	0	0	0	0	0	0	0	0	0	0	0	0	0	1	0	0	0	.211	
23gs		71	17	15	5	3	0	0	9	1	1	4	6	0	1	30	191	31	3	.211		

Career Totals

Year	AVG	G-GS	AB	R	H	2B	3B	HR	RBI	SLG	BB	SO	OBP	SF	SH	SB-A	FA
2018	.180	33-24	61	19	11	2	0	1	10	.262	18	23	.420	1	5	3-3	.984
Totals	.180	33-24	61	19	11	2	0	1	10	.262	18	23	.420	1	5	3-3	.984

Career Totals

Year	AVG	G-GS	AB	R	H	2B	3B	HR	RBI	SLG	BB	SO	OBP	SF	SH	SB-A	FA
2017	.180	33-24	61	19	11	2	0	1	10	.262	18	23	.420	1	5	3-3	.984
2018	.180	33-24	61	19	11	2	0	1	10	.262	18	23	.420	1	5	3-3	.984
Totals	.180	33-24	61	19	11	2	0	1	10	.262	18	23	.420	1	5	3-3	.984

MISSOURI STATE BASEBALL


Games 31-33 | No. 24 MISSOURI STATE BEARS (22-8) vs. No. 7 OREGON STATE BEAVERS (24-6) | April 13-14 | Springfield, Mo. | Hammons Field (8,000) | KBFL AM/FM | ESPN/ESPN+



RYAN SKALNIK

5

Senior
IF | R/R | 6-1 | 195
Owasso, Okla. (Verdigris HS/NW Mississippi CC)



HUNTER STEINMETZ

7

Junior
OF | L/L | 5-9 | 185
Springfield, Mo. (Parkview HS)

Career Highs

AB:	4	4x, last 5/26/17 vs. Wichita State
R:	3	4/23/17 vs. Wichita State
H:	2	2x, last 6/10/17 at TCU
RBI:	2	2x, last 5/26/17 vs. Illinois State
2B:	1	3x, last 6/10/17 at TCU
3B:	NA	NA
HR:	1	5/13/17 vs. Indiana State
SB:	1	3x, last 4/14/17 at New Mexico
SO:	2	6x, last 6/3/17 at Arkansas
BB:	2	5x, last 5/26/17 vs. Illinois State

Game-by-Game

Opponent	Pos	AB	R	H	RBI	2B	3B	HR	BB	SO	CS	HBP	SAC	SF	GDP	K	PO	A	E	Avg
at Lamar	ph/1b	1	0	0	0	0	0	0	0	0	0	0	0	0	0	0	1	0	0	.000
vs Saint Joseph's	ph/dh	1	0	0	0	0	0	0	0	0	0	0	0	0	0	0	1	0	0	.000
ORAL ROBERTS	ph/2b	2	0	1	0	0	0	0	0	0	0	0	0	0	0	0	0	0	0	.250
vs Seton Hall	ph/dh	3	1	2	0	0	0	0	0	0	0	0	0	0	0	1	0	0	0	.286
SOUTHEAST MISSOURI	ph/dh	1	1	0	0	0	0	0	0	0	0	0	0	0	0	0	1	0	0	.250
CAL STATE NORTHRI	*dh	1	1	0	0	0	0	0	3	1	0	0	0	0	0	0	0	0	0	.222
at Kansas	ph/dh	2	0	1	0	0	0	0	0	0	0	0	0	0	0	0	0	0	0	.273
at Indiana State	*dh	5	0	1	0	1	0	0	0	0	0	0	0	0	0	1	0	0	0	.250
at Indiana State	*dh	4	0	0	0	0	0	0	0	0	0	0	0	0	0	1	0	0	0	.200
3gs		20	3	4	2	1	0	0	5	2	0	2	0	0	0	5	3	1	0	.200

Career Totals

Year	AVG	G-GS	AB	R	H	2B	3B	HR	RBI	SLG	BB	SO	OBP	SF	SH	SB-A	FA
2017	.180	33-24	61	19	11	2	0	1	10	.262	18	23	.420	1	5	3-3	.984
2018																	
Totals	.180	33-24	61	19	11	2	0	1	10	.262	18	23	.420	1	5	3-3	.984

Career Highs

AB:	4	4x, last 5/26/17 vs. Wichita State
R:	3	4/23/17 vs. Wichita State
H:	2	2x, last 6/10/17 at TCU
RBI:	2	2x, last 5/26/17 vs. Illinois State
2B:	1	3x, last 6/10/17 at TCU
3B:	NA	NA
HR:	1	5/13/17 vs. Indiana State
SB:	1	3x, last 4/14/17 at New Mexico
SO:	2	6x, last 6/3/17 at Arkansas
BB:	2	5x, last 5/26/17 vs. Illinois State

Game-by-Game


Opponent	Pos	AB	R	H	RBI	2B	3B	HR	BB	SO	CS	HBP	SAC	SF	GDP	K	PO	A	E	Avg
vs Texas Southern	*of	4	1	1	1	0	0	0	0	0	1	0	1	0	0	0	2	1	0	.250
at Lamar	*of	4	1	2	1	0	0	0	0	0	0	0	0	0	0	0	0	0	0	.375
at Lamar	*of	4	0	0	0	0	0	0	0	0	0	0	0	0	0	0	0	0	0	.250
vs Texas Southern	*of	2	0	0	1	0	0	0	0	0	1	1	0	0	0	1	3	0	0	.214
at Central Arkansas-1	*of	4	0	0	0	0	0	0	0	0	0	0	0	0	0	0	2	0	0	.167
at Central Arkansas-2	*of	4	1	2	1	1	0	0	0	1	0	0	0	0	0	0	1	2	0	.227
vs Saint Joseph's	*of	4	0	0	0	0	0	0	0	0	0	0	0	0	0	0	3	1	0	.192
at ECU	*of	4	1	2	0	0	0	0	0	0	1	0	0	0	0	1	1	0	0	.233
vs Pepperdine	*of	3	2	1	0	1	0	0	0	0	0	0	0	0	0	0	3	1	0	.242
OKLAHOMA STATE	*of	6	1	3	4	1	0	1	0	0	0	0	0	0	0	0	3	2	0	.262
ARKANSAS STATE	*of	5	0	2	2	0	0	0	0	0	0	0	0	0	0	0	1	1	0	.295
ARKANSAS STATE	*of	4	0	1	0	0	0	0	0	0	0	0	0	0	0	0	1	2	0	.292
ARKANSAS STATE	*of	4	0	0	0	0	0	0	0	0	0	0	0	0	0	0	1	1	0	.269
ORAL ROBERTS	*of	4	0	1	0	0	0	0	0	0	0	0	0	0	0	0	1	1	0	.268
vs Iowa	*of	3	2	1	0	0	0	0	1	0	0	1	0	0	0	0	0	0	0	.271
vs Seton Hall	*of	4	1	0	1	0	0	0	2	0	0	0	0	0	0	0	1	4	0	.254
at Oklahoma State	*of	4	1	0	0	0	0	0	0	0	0	0	0	0	0	0	2	1	0	.239
SOUTHEAST MISSOURI	*of	3	2	2	2	1	0	0	2	1	0	0	0	0	0	0	1	2	0	.257
MURRAY STATE	*of	4	1	1	0	1	0	0	0	0	0	0	0	0	0	0	0	2	1	.257
CAL STATE NORTHRI	*of	4	1	1	0	0	0	0	0	0	0	0	0	0	0	0	0	0	0	.256
CAL STATE NORTHRI	*of	4	0	1	2	1	0	0	0	0	0	0	0	0	0	0	1	3	0	.256
CAL STATE NORTHRI	*of	4	2	2	0	1	0	0	0	0	0	0	0	0	0	0	0	0	0	.267
at Kansas	*of	4	1	2	2	0	0	0	0	0	0	1	0	0	0	0	0	3	0	.278
at Indiana State	*of	4	1	2	0	0	0	0	0	0	0	0	0	0	0	0	1	4	0	.287
at Indiana State	*of	4	0	1	2	0	1	0	2	0	0	0	0	0	0	0	0	3	0	.296
at Indiana State	*of	5	1	1	2	0	0	1	0	0	0	0	0	0	0	0	1	0	0	.291
EVANSVILLE	*of	4	1	0	0	0	0	0	0	0	1	0	0	0	0	0	1	0	0	.280
EVANSVILLE	*of	4	2	1	0	0	0	0	1	0	0	0	0	0	0	0	1	4	0	.279
EVANSVILLE	*of	5	1	3	2	1	0	0	1	0	0	0	0	0	0	0	0	0	0	.293
MIZZOU	*of	4	3	2	1	0	0	0	1	0	0	0	0	0	0	0	1	4	0	.300
30gs		120	27	36	25	7	2	2	14	7	0	4	2	2	0	29	59	1	1	.300

Career Totals

Year	AVG	G-GS	AB	R	H	2B	3B	HR	RBI	SLG	BB	SO	OBP	SF	SH	SB-A	FA
2016	.180	33-24	61	19	11	2	0	1	10	.262	18	23	.420	1	5	3-3	.984
2017																	
2018																	
Totals	.180	33-24	61	19	11	2	0	1	10	.262	18	23	.420	1	5	3-3	.984

MISSOURI STATE BASEBALL

Games 31-33 | No. 24 MISSOURI STATE BEARS (22-8) vs. No. 7 OREGON STATE BEAVERS (24-6) | April 13-14 | Springfield, Mo. | Hammons Field (8,000) | KBFL AM/FM | ESPN/ESPN+



DYLAN COLEMAN

10

Junior
RHP | R/R | 6-6 | 240
Potosi, Mo. (Potosi HS)

Career Highs

AB:	4	4x, last 5/26/17 vs. Wichita State
R:	3	4/23/17 vs. Wichita State
H:	2	2x, last 6/10/17 at TCU
RBI:	2	2x, last 5/26/17 vs. Illinois State
2B:	1	3x, last 6/10/17 at TCU
3B:	NA	NA
HR:	1	5/13/17 vs. Indiana State
SB:	1	3x, last 4/14/17 at New Mexico
SO:	2	6x, last 6/3/17 at Arkansas
BB:	2	5x, last 5/26/17 vs. Illinois State

Game-by-Game

Opponent	GS	IP	H	R	ER	BB	SO	2B	3B	HR	WP	BK	HBP	IBB	Score	W/L	Sv	ERA	NP
at Lamar	*	6.0	3	1	1	3	7	0	0	0	0	0	0	0	11-2	1-0	0	1.50	100
at Central Arkansas-1	*	8.0	2	0	0	3	13	0	0	0	0	0	0	0	0-1	1-0	0	0.84	115
at ECU	*	7.0	6	3	3	4	8	1	0	0	2	0	0	0	7-4	2-0	0	1.71	109
ARKANSAS STATE	*	7.0	2	1	1	5	6	1	0	0	0	0	0	0	12-4	3-0	0	1.61	101
at Oklahoma State	*	6.2	4	4	4	3	5	3	0	0	1	0	0	0	2-4	3-1	0	2.34	95
CAL STATE NORTHRI	*	8.0	4	2	1	1	11	0	0	0	1	0	0	0	3-2	4-1	0	2.11	118
at Indiana State	*	6.2	4	5	3	3	7	0	0	2	1	0	2	0	4-3	5-1	0	2.37	115
EVANSVILLE	*	6.0	6	5	4	0	6	1	0	0	2	0	1	0	6-5	5-1	0	2.77	98
	8	55.1	33	19	17	22	63	6	0	2	7	0	3	0	45-25	5-1	0	2.77	98



JEREMY EIERMAN

11

Junior
IF | R/R | 6-1 | 205
Warsaw, Mo. (Warsaw HS)

Career Highs

AB:	4	4x, last 5/26/17 vs. Wichita State
R:	3	4/23/17 vs. Wichita State
H:	2	2x, last 6/10/17 at TCU
RBI:	2	2x, last 5/26/17 vs. Illinois State
2B:	1	3x, last 6/10/17 at TCU
3B:	NA	NA
HR:	1	5/13/17 vs. Indiana State
SB:	1	3x, last 4/14/17 at New Mexico
SO:	2	6x, last 6/3/17 at Arkansas
BB:	2	5x, last 5/26/17 vs. Illinois State

Game-by-Game

Opponent	Pos	AB	R	H	RBI	2B	3B	HR	BB	CS	HBP	SAC	SF	GDP	K	PO	A	E	Avg	
vs Texas Southern	*ss	5	1	1	0	0	0	0	0	0	0	0	0	0	1	2	2	4	0	.200
at Lamar	*ss	5	1	1	2	1	0	0	0	0	0	0	0	0	0	1	3	4	0	.200
at Lamar	*ss	4	0	0	0	0	0	0	0	0	0	0	0	0	0	2	0	1	.143	
vs Texas Southern	*ss	3	0	0	0	0	0	0	0	1	1	0	0	0	1	1	1	5	0	.118
at Central Arkansas-1	*ss	3	0	0	0	0	0	0	0	0	0	0	0	0	1	1	1	3	0	.100
at Central Arkansas-2	*ss	3	1	1	0	0	0	0	1	0	0	0	0	0	0	1	4	0	.130	
vs Saint Joseph's	*ss	3	1	0	0	0	0	0	1	2	1	0	0	0	0	0	1	4	0	.115
at ECU	*ss	5	2	2	2	1	0	0	1	0	0	0	0	0	0	1	2	2	0	.161
vs Pepperdine	*ss	3	0	2	2	1	0	0	2	1	0	0	0	0	0	3	5	1	0	.206
OKLAHOMA STATE	*ss	5	2	3	2	2	0	0	1	2	0	0	0	0	0	1	1	2	0	.256
ARKANSAS STATE	*ss	4	3	3	0	1	1	0	0	0	1	0	0	0	0	4	1	0	0	.302
ARKANSAS STATE	*ss	4	0	1	0	1	0	0	0	0	0	0	0	0	0	3	1	0	0	.298
ARKANSAS STATE	*ss	4	1	1	0	0	0	0	0	0	0	0	0	0	0	3	1	0	0	.294
ORAL ROBERTS	*ss	4	2	2	0	0	0	1	2	0	0	0	0	0	0	1	2	2	0	.309
vs Iowa	*ss	4	1	1	2	0	0	1	1	0	0	0	0	0	0	2	2	1	0	.305
vs Seton Hall	*ss	3	4	2	1	0	0	1	3	0	0	0	0	0	0	0	1	2	0	.323
at Oklahoma State	*ss	4	0	1	0	1	0	0	0	0	0	0	0	0	0	1	0	3	0	.318
SOUTHEAST MISSOU	*ss	4	1	2	1	0	0	0	1	1	0	0	0	0	0	2	0	0	0	.329
MURRAY STATE	*ss	4	0	0	0	0	0	0	1	0	0	0	0	0	0	2	2	1	0	.311
CAL STATE NORTHRI	*ss	4	1	2	1	1	0	0	0	0	0	0	0	0	0	1	0	5	0	.321
CAL STATE NORTHRI	*ss	3	1	1	0	0	0	0	0	2	0	1	0	0	0	1	1	3	0	.321
CAL STATE NORTHRI	*ss	5	2	2	7	0	0	2	0	0	0	0	0	0	0	2	1	1	0	.326
at Kansas	*ss	4	1	2	3	0	1	0	2	2	0	0	0	0	0	4	3	0	0	.333
at Indiana State	*ss	4	0	1	2	1	0	0	0	0	0	0	0	0	0	2	1	0	0	.330
at Indiana State	*ss	5	0	0	0	0	0	0	1	0	0	0	0	0	0	1	2	2	0	.313
at Indiana State	*ss	3	0	0	0	0	0	0	0	1	1	0	0	0	0	0	0	4	2	.304
EVANSVILLE	*ss	4	1	2	0	1	0	0	0	1	0	0	0	0	0	1	0	2	0	.311
EVANSVILLE	*ss	5	2	1	0	1	0	0	0	0	0	0	0	0	0	1	2	5	1	.306
EVANSVILLE	*ss	6	1	3	0	0	0	0	1	0	0	0	0	0	0	2	0	3	0	.299
MIZZOU	*ss	5	0	2	1	1	0	0	0	0	0	0	0	0	0	2	1	3	0	.303
30gs		122	29	37	27	12	2	5	17	16	1	4	0	0	2	30	49	66	6	.303

Career Totals

Year	AVG	G-GS	AB	R	H	2B	3B	HR	RBI	SLG	BB	SO	OBP	SF	SH	SB-A	FA
2018	.180	33-24	61	19	11	2	0	1	10	.262	18	23	.420	1	5	3-3	.984
2017																	
2018																	
Totals	.180	33-24	61	19	11	2	0	1	10	.262	18	23	.420	1	5	3-3	.984

Career Totals

Year	AVG	G-GS	AB	R	H	2B	3B	HR	RBI	SLG	BB	SO	OBP	SF	SH	SB-A	FA
2016	.180	33-24	61	19	11	2	0	1	10	.262	18	23	.420	1	5	3-3	.984
2017																	
2018																	
Totals	.180	33-24	61	19	11	2	0	1	10	.262	18	23	.420	1	5	3-3	.984

MISSOURI STATE BASEBALL

Games 31-33 | No. 24 MISSOURI STATE BEARS (22-8) vs. No. 7 OREGON STATE BEAVERS (24-6) | April 13-14 | Springfield, Mo. | Hammons Field (8,000) | KBFL AM/FM | ESPN/ESPN+



MAX MCGUIRE

12


Freshman
C | R/R | 6-3 | 220
Lincoln, Neb. (Southwest HS)

Career Highs

AB:	4	4x, last 5/26/17 vs. Wichita State
R:	3	4/23/17 vs. Wichita State
H:	2	2x, last 6/10/17 at TCU
RBI:	2	2x, last 5/26/17 vs. Illinois State
2B:	1	3x, last 6/10/17 at TCU
3B:	NA	NA
HR:	1	5/13/17 vs. Indiana State
SB:	1	3x, last 4/14/17 at New Mexico
SO:	2	6x, last 6/3/17 at Arkansas
BB:	2	5x, last 5/26/17 vs. Illinois State

Game-by-Game

Opponent	Pos	AB	R	H	RBI	2B	3B	HR	BB	SB	CS	HBP	SAC	SF	GDP	K	PO	A	E	AvG
at Lamar	ph/c	1	0	0	0	0	0	0	0	0	0	0	0	0	0	1	0	0	0	.000
at Kansas	ph	1	0	0	0	0	0	0	0	0	0	0	0	0	0	1	0	0	0	.000
EVANSVILLE	ph	1	0	0	0	0	0	0	0	0	0	0	0	0	0	1	0	0	0	.000
Ogs		3	0	0	0	0	0	0	0	0	0	0	0	0	0	3	0	0	0	.000



DAVIS SCHWAB

13

Junior
LHP | L/L | 6-4 | 215
Overland Park, Kan.
(Blue Valley West HS/Johnson Co. CC)

Career Highs

AB:	4	4x, last 5/26/17 vs. Wichita State
R:	3	4/23/17 vs. Wichita State
H:	2	2x, last 6/10/17 at TCU
RBI:	2	2x, last 5/26/17 vs. Illinois State
2B:	1	3x, last 6/10/17 at TCU
3B:	NA	NA
HR:	1	5/13/17 vs. Indiana State
SB:	1	3x, last 4/14/17 at New Mexico
SO:	2	6x, last 6/3/17 at Arkansas
BB:	2	5x, last 5/26/17 vs. Illinois State

Game-by-Game

Opponent	GS	IP	H	R	ER	BB	SO	2B	3B	HR	WP	BK	HBP	IBB	Score	W/L	Sv	ERA	NP
at Central Arkansas-2	1	1.1	2	0	0	1	2	1	0	0	1	0	1	0	5-2	1-0	0	0.00	42
vs Peppering	0	0.2	2	1	1	0	0	1	0	0	0	0	0	0	8-7	1-0	0	4.50	8
ARKANSAS STATE	0	0.0	0	0	0	1	0	0	0	0	0	0	0	0	5-4	1-0	0	4.50	7
vs Seton Hall	2	2.0	1	1	0	0	2	0	0	0	1	0	0	0	14-2	1-0	0	2.25	31
at Kansas	1	1.0	1	0	0	2	0	0	0	1	0	0	0	0	12-2	1-0	0	1.80	14
at Indiana State	1	1.2	1	1	1	0	1	0	1	0	0	0	0	0	5-4	1-0	0	2.70	22
EVANSVILLE	1	1.0	3	2	1	0	1	1	0	0	0	0	0	0	11-4	1-0	0	3.52	25
	0	7.2	10	5	3	2	8	3	1	0	3	0	1	0	60-25	1-0	0	3.82	-

Career Totals


Year	AVG	G-GS	AB	R	H	2B	3B	HR	RBI	SLG	BB	SO	OBP	SF	SH	SB-A	FA
2018	.180	33-24	61	19	11	2	0	1	10	.262	18	23	.420	1	5	3-3	.984
Totals	.180	33-24	61	19	11	2	0	1	10	.262	18	23	.420	1	5	3-3	.984

Career Totals

Year	AVG	G-GS	AB	R	H	2B	3B	HR	RBI	SLG	BB	SO	OBP	SF	SH	SB-A	FA
2017	.180	33-24	61	19	11	2	0	1	10	.262	18	23	.420	1	5	3-3	.984
2018																	
Totals	.180	33-24	61	19	11	2	0	1	10	.262	18	23	.420	1	5	3-3	.984

MISSOURI STATE BASEBALL

Games 31-33 | No. 24 MISSOURI STATE BEARS (22-8) vs. No. 7 OREGON STATE BEAVERS (24-6) | April 13-14 | Springfield, Mo. | Hammons Field (8,000) | KBFL AM/FM | ESPN/ESPN+



CONNOR SECHLER

14

Freshman
RHP | R/R | 6-3 | 180
Bolivar, Mo. (Bolivar HS)



JAKE FROMSON

16

Senior
RHP | R/R | 5-11 | 200
Lee's Summit, Mo.
(Lee's Summit HS/Kansas State Univ.)

Career Highs

AB:	4	4x, last 5/26/17 vs. Wichita State
R:	3	4/23/17 vs. Wichita State
H:	2	2x, last 6/10/17 at TCU
RBI:	2	2x, last 5/26/17 vs. Illinois State
2B:	1	3x, last 6/10/17 at TCU
3B:	NA	NA
HR:	1	5/13/17 vs. Indiana State
SB:	1	3x, last 4/14/17 at New Mexico
SO:	2	6x, last 6/3/17 at Arkansas
BB:	2	5x, last 5/26/17 vs. Illinois State

Game-by-Game

Opponent	GS	IP	H	R	ER	BB	SO	2B	3B	HR	WP	BK	HBP	IBB	Score	W/L	Sv	ERA	NP
vs Texas Southern	4.1	3	1	1	0	4	1	0	0	0	0	0	0	0	8-2	1-0	0	2.08	65
at Central Arkansas-2	2.0	1	0	0	0	1	0	0	0	0	0	0	0	3	5-2	1-0	0	1.42	21
vs Saint Joseph's	1.2	0	0	0	2	3	0	0	0	0	0	0	0	1	0	0	0	1.12	32
vs Pepperdine	1.2	2	1	1	1	1	1	0	0	0	0	0	0	0	8-7	1-0	0	1.86	33
OKLAHOMA STATE	1.2	3	5	5	3	1	0	0	1	0	0	0	0	1	8-10	1-1	0	5.56	54
ARKANSAS STATE	3.0	2	0	0	0	6	0	1	0	0	0	0	2	0	5-4	1-1	0	4.40	49
ORAL ROBERTS	1.0	0	0	0	0	2	0	0	0	0	0	0	0	0	6-5	2-1	0	4.11	7
vs Iowa	1.0	1	0	0	0	1	0	0	0	0	0	0	0	0	8-3	2-1	0	3.86	18
MURRAY STATE	1.2	0	0	0	0	4	0	0	0	0	0	0	0	0	5-4	3-1	0	3.50	29
CAL STATE NORTHRI	1.0	2	0	0	0	0	0	0	0	0	0	0	0	0	3-2	3-1	1	3.32	8
at Indiana State	1.2	1	0	0	0	2	0	0	0	0	0	0	0	1	4-3	3-1	2	3.05	25
at Indiana State	3.1	1	1	1	2	3	0	0	0	2	0	0	3	1	5-4	4-1	2	3.00	62
EVANSVILLE	1.0	1	0	0	0	0	0	0	0	0	0	0	0	0	11-4	4-1	2	2.88	14
TOTALS	0	25.0	17	8	8	8	28	2	1	1	2	1	10	1	79-56	4-1	2	2.88	-

Career Highs

AB:	4	4x, last 5/26/17 vs. Wichita State
R:	3	4/23/17 vs. Wichita State
H:	2	2x, last 6/10/17 at TCU
RBI:	2	2x, last 5/26/17 vs. Illinois State
2B:	1	3x, last 6/10/17 at TCU
3B:	NA	NA
HR:	1	5/13/17 vs. Indiana State
SB:	1	3x, last 4/14/17 at New Mexico
SO:	2	6x, last 6/3/17 at Arkansas
BB:	2	5x, last 5/26/17 vs. Illinois State

Game-by-Game

Opponent	GS	IP	H	R	ER	BB	SO	2B	3B	HR	WP	BK	HBP	IBB	Score	W/L	Sv	ERA	NP
ARKANSAS STATE	1.0	0	0	0	0	0	0	0	0	0	0	0	0	2	12-4	0-0	0	0.00	15
ARKANSAS STATE	0.2	0	0	0	0	0	0	0	0	0	0	0	0	0	5-4	1-0	0	0.00	2
vs Iowa	2.1	2	0	0	0	1	1	0	0	0	0	0	0	0	8-3	1-0	0	0.00	26
CAL STATE NORTHRI	3.1	1	0	0	1	3	1	0	0	0	1	0	0	0	5-0	1-0	1	0.00	41
at Indiana State	0.2	0	0	0	2	0	0	0	0	0	0	0	0	0	4-3	1-0	1	0.00	12
EVANSVILLE	3.0	1	0	0	1	0	0	0	0	0	0	0	0	0	6-5	2-0	1	0.00	25
MIZZOU	4.1	4	3	3	1	1	2	0	0	0	0	1	1	0	6-8	2-1	1	1.76	59
TOTALS	0	15.1	8	3	3	4	6	3	0	0	1	1	3	0	46-27	2-1	1	1.76	-

Career Totals


Year	AVG	G-GS	AB	R	H	2B	3B	HR	RBI	SLG	BB	SO	OBP	SF	SH	SB-A	FA
2018	.180	33-24	61	19	11	2	0	1	10	.262	18	23	.420	1	5	3-3	.984
Totals	.180	33-24	61	19	11	2	0	1	10	.262	18	23	.420	1	5	3-3	.984

Career Totals

Year	AVG	G-GS	AB	R	H	2B	3B	HR	RBI	SLG	BB	SO	OBP	SF	SH	SB-A	FA
2016	.180	33-24	61	19	11	2	0	1	10	.262	18	23	.420	1	5	3-3	.984
2017																	
2018																	
Totals	.180	33-24	61	19	11	2	0	1	10	.262	18	23	.420	1	5	3-3	.984

MISSOURI STATE BASEBALL


Games 31-33 | No. 24 MISSOURI STATE BEARS (22-8) vs. No. 7 OREGON STATE BEAVERS (24-6) | April 13-14 | Springfield, Mo. | Hammons Field (8,000) | KBFL AM/FM | ESPN/ESPN+



JORDAN FITZPATRICK

17

Freshman
IF/OF | L/R | 6-0 | 185
Rogersville, Mo. (Logan-Rogersville HS)



MATT BROWN

18

Senior
IF | R/R | 6-2 | 220
St. Louis, Mo.
(St. John Vianney HS/Jefferson College)

Career Highs

AB:	4	4x, last 5/26/17 vs. Wichita State
R:	3	4/23/17 vs. Wichita State
H:	2	2x, last 6/10/17 at TCU
RBI:	2	2x, last 5/26/17 vs. Illinois State
2B:	1	3x, last 6/10/17 at TCU
3B:	NA	NA
HR:	1	5/13/17 vs. Indiana State
SB:	1	3x, last 4/14/17 at New Mexico
SO:	2	6x, last 6/3/17 at Arkansas
BB:	2	5x, last 5/26/17 vs. Illinois State

Game-by-Game

Opponent	Pos	AB	R	H	RBI	2B	3B	HR	BB	SB	CS	HBP	SAC	SF	GDP	K	PO	A	E	Avg
at Lamar	ph/of	1	0	0	0	0	0	0	0	0	0	0	0	0	0	0	0	0	0	.000
at Lamar	ph	1	0	0	0	0	0	0	0	0	0	0	0	0	0	1	0	0	0	.000
vs Texas Southern	*of	3	0	1	0	0	0	0	0	0	0	0	0	0	0	1	0	0	0	.200
at Central Arkansas-1	ph	1	0	0	0	0	0	0	0	0	0	0	0	0	0	1	0	0	0	.167
vs Saint Joseph's	ph	1	0	0	0	0	0	0	0	0	0	0	0	0	0	0	0	0	0	.143
vs Pepperdine	ph	1	1	1	0	0	0	0	0	0	0	0	0	0	0	0	0	0	0	.250
OKLAHOMA STATE	*3b	3	0	0	0	0	0	0	0	0	0	0	0	0	0	0	0	0	0	.182
ARKANSAS STATE	ph/of	0	0	0	0	0	0	0	1	0	0	0	0	0	0	0	0	0	0	.182
ORAL ROBERTS	*of	1	1	1	1	0	0	0	0	0	0	0	0	0	0	0	0	0	0	.250
vs Seton Hall	*dh	1	0	0	0	0	0	0	0	0	0	0	0	0	0	0	1	0	0	.231
at Oklahoma State	ph	1	0	1	0	0	0	0	0	0	0	0	0	0	0	0	0	0	0	.286
SOUTHEAST MISSOU	ph	0	0	0	1	0	0	0	1	0	0	0	0	0	0	0	0	0	0	.286
MURRAY STATE	*of	1	0	0	0	0	0	0	0	0	0	0	0	0	0	0	2	0	0	.267
CAL STATE NORTHRI	*of	3	0	0	0	0	0	0	0	0	0	0	0	0	0	1	1	0	0	.222
CAL STATE NORTHRI	ph	1	0	1	1	0	0	0	0	0	0	0	0	0	0	0	0	0	0	.263
at Kansas	*dh	3	2	1	0	1	0	0	0	0	0	0	0	0	0	0	0	0	0	.273
at Indiana State	*of	4	0	0	0	0	0	0	0	0	0	0	0	0	0	0	2	0	0	.231
at Indiana State	ph	1	0	0	0	0	0	0	0	0	0	0	0	0	0	0	0	0	0	.222
at Indiana State	ph/of	2	0	0	0	0	0	0	0	0	0	0	0	0	0	2	1	0	0	.207
at Indiana State	ph	1	0	0	0	0	0	0	0	0	0	0	0	0	0	0	0	0	0	.200
EVANSVILLE	*of	2	0	0	0	0	0	0	0	0	0	0	0	0	0	1	0	0	0	.188
EVANSVILLE	ph/of	3	0	0	0	0	0	0	0	0	0	0	0	0	0	2	1	0	1	.171
MIZZOU	8gs	35	4	6	4	1	0	0	3	0	0	0	0	0	0	10	7	0	3	.171

Career Highs

AB:	4	4x, last 5/26/17 vs. Wichita State
R:	3	4/23/17 vs. Wichita State
H:	2	2x, last 6/10/17 at TCU
RBI:	2	2x, last 5/26/17 vs. Illinois State
2B:	1	3x, last 6/10/17 at TCU
3B:	NA	NA
HR:	1	5/13/17 vs. Indiana State
SB:	1	3x, last 4/14/17 at New Mexico
SO:	2	6x, last 6/3/17 at Arkansas
BB:	2	5x, last 5/26/17 vs. Illinois State

Game-by-Game

Opponent	Pos	AB	R	H	RBI	2B	3B	HR	BB	SB	CS	HBP	SAC	SF	GDP	K	PO	A	E	Avg
vs Texas Southern	*3b	4	0	0	0	0	0	0	0	0	0	1	0	0	1	2	1	0	0	.000
at Lamar	*3b	3	2	2	1	0	0	0	0	0	0	0	0	0	0	0	0	0	0	.286
at Lamar	*3b	2	0	0	0	0	0	0	0	0	0	0	0	0	0	0	0	0	0	.222
vs Texas Southern	*3b	0	0	0	0	0	0	0	0	0	0	0	0	1	0	0	0	0	0	.222
at Central Arkansas-1	*3b	2	0	0	0	0	0	0	0	0	0	0	0	0	0	1	0	0	0	.182
at Central Arkansas-2	*3b	4	1	1	0	1	0	0	0	0	0	0	0	0	0	0	1	1	2	.200
vs Saint Joseph's	*3b	2	0	0	0	0	0	0	0	0	0	0	0	0	0	2	2	1	0	.176
vs Pepperdine	*3b	1	0	0	0	0	0	0	0	0	0	0	0	0	0	0	1	0	0	.167
OKLAHOMA STATE	*3b	2	0	0	0	0	0	0	0	0	0	0	0	0	0	0	0	0	0	.150
ARKANSAS STATE	*3b	3	3	2	3	0	0	2	1	0	0	0	0	0	0	1	0	1	0	.217
ARKANSAS STATE	*3b	3	0	0	0	0	0	0	0	0	0	0	0	0	0	0	1	0	0	.192
ARKANSAS STATE	*3b	3	0	0	1	0	0	0	0	0	0	0	0	0	1	0	2	3	0	.172
ORAL ROBERTS	*3b	3	1	1	1	0	0	0	0	0	0	1	0	0	0	0	1	0	1	.188
vs Iowa	*3b	2	2	1	1	1	0	0	2	0	0	1	0	0	0	1	2	0	0	.206
vs Seton Hall	*3b	1	0	0	2	0	0	0	0	0	0	0	0	0	0	0	0	0	1	.200
at Oklahoma State	*3b	2	0	0	0	0	0	0	0	0	1	0	0	0	0	0	1	0	0	.189
SOUTHEAST MISSOU	*3b	1	1	1	0	1	0	0	0	0	0	0	0	0	0	0	0	0	0	.211
MURRAY STATE	*3b	3	0	0	0	0	0	0	0	0	0	0	0	0	0	2	0	0	1	.195
CAL STATE NORTHRI	*3b	4	0	1	0	0	0	0	0	0	0	0	0	0	0	1	0	0	1	.200
CAL STATE NORTHRI	*3b	3	1	0	0	0	0	0	0	0	0	0	0	0	0	2	1	1	3	.188
CAL STATE NORTHRI	*3b	3	1	0	0	0	0	0	0	0	0	0	0	0	0	0	3	0	2	.176
at Kansas	*3b	2	2	0	0	0	0	0	0	0	0	0	2	0	0	0	1	0	1	.170
at Indiana State	*3b	3	0	1	2	1	0	0	0	0	0	1	0	0	0	0	1	0	0	.179
at Indiana State	*3b	2	2	1	1	0	0	1	0	0	0	0	0	0	0	0	2	0	0	.197
at Indiana State	*3b	3	1	0	0	0	0	0	0	0	0	0	0	0	0	0	0	0	0	.188
EVANSVILLE	*3b	2	2	1	1	0	0	0	1	0	0	1	0	0	0	0	1	0	0	.197
EVANSVILLE	*3b	3	0	1	2	1	0	0	0	0	0	1	0	0	0	0	1	0	1	.203
EVANSVILLE	*3b	3	0	1	1	0	0	0	2	0	0	0	0	0	0	0	0	0	0	.208
EVANSVILLE	*3b	4	0	1	2	0	0	0	1	0	0	0	0	0	0	0	3	1	0	.211
MIZZOU	27gs	76	19	16	17	5	0	3	18	0	0	10	1	1	2	31	12	37	4	.211

Career Totals

Year	AVG	G-GS	AB	R	H	2B	3B	HR	RBI	SLG	BB	SO	OBP	SF	SH	SB-A	FA
2018	.180	33-24	61	19	11	2	0	1	10	.262	18	23	.420	1	5	3-3	.984
Totals	.180	33-24	61	19	11	2	0	1	10	.262	18	23	.420	1	5	3-3	.984

Career Totals

Year	AVG	G-GS	AB	R	H	2B	3B	HR	RBI	SLG	BB	SO	OBP	SF	SH	SB-A	FA
2017	.180	33-24	61	19	11	2	0	1	10	.262	18	23	.420	1	5	3-3	.984
2018																	
Totals	.180	33-24	61	19	11	2	0	1	10	.262	18	23	.420	1	5	3-3	.984

MISSOURI STATE BASEBALL

Games 31-33 | No. 24 MISSOURI STATE BEARS (22-8) vs. No. 7 OREGON STATE BEAVERS (24-6) | April 13-14 | Springfield, Mo. | Hammons Field (8,000) | KBFL AM/FM | ESPN/ESPN+



TYLER MCALISTER

19

Sophomore
RHP | R/R | 6-5 | 195
Waterloo, Ill. (Waterloo HS)



JAKE LOCHNER

21

Junior
LHP | L/L | 5-11 | 200
Sullivan, Mo. (Sullivan HS)

Career Highs

AB:	4	4x, last 5/26/17 vs. Wichita State
R:	3	4/23/17 vs. Wichita State
H:	2	2x, last 6/10/17 at TCU
RBI:	2	2x, last 5/26/17 vs. Illinois State
2B:	1	3x, last 6/10/17 at TCU
3B:	NA	NA
HR:	1	5/13/17 vs. Indiana State
SB:	1	3x, last 4/14/17 at New Mexico
SO:	2	6x, last 6/3/17 at Arkansas
BB:	2	5x, last 5/26/17 vs. Illinois State

Career Highs

AB:	4	4x, last 5/26/17 vs. Wichita State
R:	3	4/23/17 vs. Wichita State
H:	2	2x, last 6/10/17 at TCU
RBI:	2	2x, last 5/26/17 vs. Illinois State
2B:	1	3x, last 6/10/17 at TCU
3B:	NA	NA
HR:	1	5/13/17 vs. Indiana State
SB:	1	3x, last 4/14/17 at New Mexico
SO:	2	6x, last 6/3/17 at Arkansas
BB:	2	5x, last 5/26/17 vs. Illinois State

Game-by-Game

Opponent	GS	IP	H	R	ER	BB	SO	2B	3B	HR	WP	BK	HBP	IBB	Score	W/L	Sv	ERA	NP
vs Texas Southern	*	5.0	6	3	3	2	2	1	0	0	0	0	0	0	6-5	0-0	0	5.40	76
OKLAHOMA STATE	*	4.1	4	5	1	2	3	1	0	1	0	0	0	0	8-10	0-0	0	3.86	90
ORAL ROBERTS	*	3.2	4	2	2	4	2	1	0	0	0	0	0	1	6-5	0-0	0	4.15	73
MURRAY STATE	*	2.2	4	3	3	2	4	1	0	2	0	0	0	1	5-4	0-0	0	5.17	44
	4	15.2	18	13	9	10	17	4	0	3	0	0	0	4	25-24	0-0	0	5.17	-

Game-by-Game

Opponent	GS	IP	H	R	ER	BB	SO	2B	3B	HR	WP	BK	HBP	IBB	Score	W/L	Sv	ERA	NP
at Lamar	1.1	2	2	2	1	2	1	0	1	0	0	0	0	0	0-8	0-0	0	13.50	30
vs Pepperdine	0.1	0	0	0	0	0	0	0	0	0	0	0	0	0	8-7	1-0	0	10.80	4
ORAL ROBERTS	1.0	0	0	0	2	1	0	0	0	0	0	0	0	0	6-5	1-0	0	6.75	24
MURRAY STATE	0.1	1	1	0	0	0	0	0	0	0	0	0	0	0	5-4	1-0	0	6.00	3
at Kansas	1.0	1	0	0	1	1	0	0	0	0	0	0	0	0	12-2	1-0	0	4.50	19
at Indiana State	4.0	2	0	0	1	1	1	0	0	0	0	0	0	0	4-6	1-0	0	2.25	58
	0	8.0	6	3	2	5	5	2	0	1	0	0	0	0	35-32	1-0	0	2.25	-

Career Totals


Year	AVG	G-GS	AB	R	H	2B	3B	HR	RBI	SLG	BB	SO	OBP	SF	SH	SB-A	FA
2018	.180	33-24	61	19	11	2	0	1	10	.262	18	23	.420	1	5	3-3	.984
Totals	.180	33-24	61	19	11	2	0	1	10	.262	18	23	.420	1	5	3-3	.984

Career Totals

Year	AVG	G-GS	AB	R	H	2B	3B	HR	RBI	SLG	BB	SO	OBP	SF	SH	SB-A	FA
2016	.180	33-24	61	19	11	2	0	1	10	.262	18	23	.420	1	5	3-3	.984
2017																	
2018																	
Totals	.180	33-24	61	19	11	2	0	1	10	.262	18	23	.420	1	5	3-3	.984

MISSOURI STATE BASEBALL

Games 31-33 | No. 24 MISSOURI STATE BEARS (22-8) vs. No. 7 OREGON STATE BEAVERS (24-6) | April 13-14 | Springfield, Mo. | Hammons Field (8,000) | KBFL AM/FM | ESPN/ESPN+



JACK DUFFY

23

Sophomore
OF | L/R | 5-10 | 190
Kansas City, Mo. (Staley HS)

Career Highs


AB:	4	4x, last 5/26/17 vs. Wichita State
R:	3	4/23/17 vs. Wichita State
H:	2	2x, last 6/10/17 at TCU
RBI:	2	2x, last 5/26/17 vs. Illinois State
2B:	1	3x, last 6/10/17 at TCU
3B:	NA	NA
HR:	1	5/13/17 vs. Indiana State
SB:	1	3x, last 4/14/17 at New Mexico
SO:	2	6x, last 6/3/17 at Arkansas
BB:	2	5x, last 5/26/17 vs. Illinois State

Game-by-Game

Opponent	Pos	AB	R	H	RBI	2B	3B	HR	BB	SB	CS	HBP	SAC	SF	GDP	K	PO	A	E	Avg
vs Texas Southern	*of	4	2	2	1	0	0	1	0	0	0	0	0	0	0	0	2	0	0	.500
at Lamar	*of	4	1	1	0	0	0	0	0	0	0	0	0	0	0	1	1	1	0	.375
vs Texas Southern	*of	3	0	1	0	0	0	0	1	0	0	0	0	0	0	1	3	0	0	.286
at Central Arkansas-1	*of	4	0	1	0	0	0	0	0	0	0	0	0	0	0	1	1	0	0	.278
at Central Arkansas-2	*of	4	0	1	0	1	0	0	0	0	0	0	0	0	0	1	0	0	1	.273
vs Saint Joseph's	*of	4	0	0	0	0	0	0	0	0	0	0	0	0	0	2	0	0	0	.251
at ECU	*of	4	1	1	1	1	0	0	0	0	0	0	0	0	0	1	1	0	0	.233
vs Pepperdine	*of	4	1	1	2	1	0	0	0	0	0	0	0	0	0	2	2	2	0	.235
OKLAHOMA STATE	*of	3	1	1	0	0	0	0	2	0	0	0	0	0	0	2	2	0	0	.216
ARKANSAS STATE	*of	4	1	1	0	0	0	0	0	0	0	0	0	0	0	1	4	0	0	.220
ARKANSAS STATE	ph/of	1	0	0	0	0	0	0	0	0	0	0	0	0	0	1	0	0	0	.214
ARKANSAS STATE	*of	3	1	1	1	1	0	0	0	0	0	0	0	0	0	0	3	0	0	.222
ORAL ROBERTS	*of	3	0	0	0	0	0	0	1	0	0	0	0	0	0	2	3	0	0	.208
vs Iowa	*of	4	0	2	1	0	0	0	0	0	0	0	0	0	0	2	0	0	0	.231
vs Seton Hall	*of	3	2	1	3	1	0	0	0	0	0	0	0	0	0	1	4	0	0	.236
at Oklahoma State	*of	4	1	3	0	0	0	0	0	0	0	0	0	0	0	0	4	1	0	.271
SOUTHEAST MISSOU	*of	5	1	1	0	1	0	0	0	0	0	0	0	0	0	2	2	0	0	.266
MURRAY STATE	*of	1	0	0	0	0	0	0	0	0	0	0	0	0	0	1	0	0	0	.262
CAL STATE NORTHRI	*of	4	0	1	0	0	0	0	0	0	0	0	0	0	0	3	3	0	0	.261
CAL STATE NORTHRI	*of	4	0	0	0	0	0	0	0	0	0	0	0	0	0	1	3	0	0	.247
CAL STATE NORTHRI	*of	4	0	1	0	0	0	0	0	0	0	0	0	0	0	1	0	3	0	.247
at Kansas	*of	5	1	2	0	1	0	0	0	0	0	0	0	0	0	0	2	0	0	.256
at Indiana State	*of	4	1	2	0	0	0	0	0	0	0	0	0	0	0	1	0	0	0	.267
at Indiana State	*of	4	0	0	0	0	0	0	0	0	0	0	0	0	0	1	2	0	0	.256
at Indiana State	ph/of	3	0	1	1	1	0	0	0	0	0	0	0	0	0	0	1	0	0	.258
EVANSVILLE	*of	3	1	1	0	0	0	0	1	0	0	0	0	0	0	0	2	0	0	.260
EVANSVILLE	*of	4	1	0	0	0	0	0	0	0	0	0	0	0	0	1	6	0	0	.250
EVANSVILLE	*of	5	0	0	0	0	0	0	0	0	0	0	0	0	0	1	1	0	0	.238
MIZZOU	*of	4	1	2	1	0	0	0	0	0	0	0	0	0	0	0	2	0	0	.248
28gs		109	17	27	12	7	1	1	8	0	0	4	1	0	2	23	61	4	1	.248

Career Totals

Year	AVG	G-GS	AB	R	H	2B	3B	HR	RBI	SLG	BB	SO	OBP	SF	SH	SB-A	FA
2017	.180	33-24	61	19	11	2	0	1	10	.262	18	23	.420	1	5	3-3	.984
2018																	
Totals	.180	33-24	61	19	11	2	0	1	10	.262	18	23	.420	1	5	3-3	.984



DREW MILLAS

24

Sophomore
C | B/R | 6-2 | 205
Swansea, Ill. (Belleville East HS)

Career Highs

AB:	4	4x, last 5/26/17 vs. Wichita State
R:	3	4/23/17 vs. Wichita State
H:	2	2x, last 6/10/17 at TCU
RBI:	2	2x, last 5/26/17 vs. Illinois State
2B:	1	3x, last 6/10/17 at TCU
3B:	NA	NA
HR:	1	5/13/17 vs. Indiana State
SB:	1	3x, last 4/14/17 at New Mexico
SO:	2	6x, last 6/3/17 at Arkansas
BB:	2	5x, last 5/26/17 vs. Illinois State

Game-by-Game


Opponent	Pos	AB	R	H	RBI	2B	3B	HR	BB	SB	CS	HBP	SAC	SF	GDP	K	PO	A	E	Avg
vs Texas Southern	*dh	2	1	1	1	0	0	0	3	0	0	0	0	0	0	0	0	0	0	.500
at Lamar	*dh	4	0	1	2	0	0	0	0	0	0	0	0	0	0	1	0	0	0	.333
vs Texas Southern	*dh	3	0	1	0	0	0	0	0	0	0	0	0	0	0	1	0	0	0	.333
at Central Arkansas-1	*dh	4	0	2	0	0	0	0	0	0	0	0	0	0	0	1	1	0	0	.385
at Central Arkansas-2	*dh	4	0	0	0	0	0	0	0	0	0	0	0	0	0	1	0	0	0	.294
vs Saint Joseph's	*dh	4	0	1	2	1	0	0	0	0	0	0	0	0	0	0	1	0	0	.286
at ECU	*dh	1	0	1	2	1	0	0	0	0	0	0	0	0	0	0	0	0	0	.318
vs Pepperdine	*dh	4	0	4	2	0	0	0	1	0	0	0	0	0	0	0	0	0	0	.423
OKLAHOMA STATE	*dh	4	0	2	1	1	0	0	0	0	0	0	0	0	0	1	1	0	0	.433
ARKANSAS STATE	*dh	4	1	2	1	0	0	0	2	0	0	0	0	0	0	0	1	0	0	.441
ARKANSAS STATE	*dh/c	3	0	1	3	1	0	0	1	0	0	0	0	0	0	0	0	0	0	.432
ARKANSAS STATE	*dh	3	0	0	0	0	0	0	0	0	0	0	0	0	0	0	1	0	0	.400
ARKANSAS STATE	*dh	3	0	0	1	0	0	0	0	0	0	0	0	0	0	1	0	1	0	.372
ORAL ROBERTS	*dh	5	1	2	4	0	0	0	1	0	0	0	0	0	0	0	3	0	0	.375
vs Iowa	*dh	4	1	1	0	0	0	0	1	0	0	0	0	0	0	0	2	0	0	.385
vs Seton Hall	*c	3	3	3	1	0	0	0	2	0	0	0	0	0	0	0	0	0	0	.400
at Oklahoma State	*dh	3	0	0	0	0	0	0	0	0	0	0	0	0	0	0	0	0	0	.379
SOUTHEAST MISSOU	*c	4	0	1	2	0	0	0	0	0	0	0	0	0	0	0	1	9	0	.371
MURRAY STATE	*dh/c	5	0	1	2	0	0	0	0	0	0	0	0	0	0	0	2	1	1	.358
CAL STATE NORTHRI	*dh	4	0	0	0	0	0	0	0	0	0	0	0	0	0	0	0	1	0	.338
CAL STATE NORTHRI	*c	4	1	1	2	0	0	0	1	0	0	0	0	0	0	0	2	7	1	.333
CAL STATE NORTHRI	*dh	3	1	0	0	0	0	0	0	2	0	0	0	0	0	0	0	0	0	.321
at Kansas	*c	4	1	1	3	0	0	0	0	0	0	0	0	0	0	0	6	1	0	.317
at Indiana State	*dh	4	0	0	0	0	0	0	0	0	0	0	0	0	0	1	1	0	0	.302
at Indiana State	*c	5	0	0	0	0	0	0	0	0	0	0	0	0	0	0	0	0	0	.286
at Indiana State	*c	2	0	0	0	0	0	0	0	0	0	0	0	0	0	0	0	0	0	.280
EVANSVILLE	*dh	3	1	1	2	0	0	0	0	0	0	0	0	0	0	1	0	0	0	.281
EVANSVILLE	*c	5	1	3	1	0	1	0	0	0	0	0	0	0	0	0	1	4	1	.297
EVANSVILLE	*dh	4	0	2	3	1	0	1	0	1	0	0	0	0	0	0	0	0	0	.305
MIZZOU	*c	4	0	1	1	0	0	0	0	0	0	0	0	0	0	2	4	0	0	.303
30gs		109	12	33	36	4	2	2	19	1	1	1	0	4	6	21	53	6	1	.303

Career Totals

Year	AVG	G-GS	AB	R	H	2B	3B	HR	RBI	SLG	BB	SO	OBP	SF	SH	SB-A	FA
2017	.180	33-24	61	19	11	2	0	1	10	.262	18	23	.420	1	5	3-3	.984
2018																	
Totals	.180	33-24	61	19	11	2	0	1	10	.262	18	23	.420	1	5	3-3	.984

MISSOURI STATE BASEBALL

Games 31-33 | No. 24 MISSOURI STATE BEARS (22-8) vs. No. 7 OREGON STATE BEAVERS (24-6) | April 13-14 | Springfield, Mo. | Hammons Field (8,000) | KBFL AM/FM | ESPN/ESPN+



SAM FAITH

26

Freshman
IF | B/R | 6-3 | 195
St. Charles, Ill. (North HS)



NATE WITHERSPOON

27

Sophomore
LHP | L/L | 6-4 | 210
Eureka, Mo. (Eureka HS)

Career Highs

AB:	4	4x, last 5/26/17 vs. Wichita State
R:	3	4/23/17 vs. Wichita State
H:	2	2x, last 6/10/17 at TCU
RBI:	2	2x, last 5/26/17 vs. Illinois State
2B:	1	3x, last 6/10/17 at TCU
3B:	NA	NA
HR:	1	5/13/17 vs. Indiana State
SB:	1	3x, last 4/14/17 at New Mexico
SO:	2	6x, last 6/3/17 at Arkansas
BB:	2	5x, last 5/26/17 vs. Illinois State

Game-by-Game

Opponent	Pos	AB	R	H	RBI	2B	3B	HR	BB	SB	CS	HBP	SAC	SF	GDP	K	PO	A	E	Avg
at Lamar	ph	1	0	1	1	0	0	0	0	0	0	0	0	0	0	0	0	0	0	1.000
at Lamar	ph/3b	1	0	0	0	0	0	0	0	0	0	0	0	0	0	1	0	0	0	.500
vs Texas Southern	*3b	1	1	0	0	0	0	0	0	1	0	0	0	0	0	0	0	0	3	.333
vs Saint Joseph's	ph/3b	0	0	0	0	0	0	0	0	0	0	0	0	0	0	0	0	1	0	.333
at ECU	*3b	5	1	0	0	0	0	0	0	0	0	0	0	0	0	0	1	1	0	.125
vs Pepperdine	3b	1	1	0	0	0	0	0	0	0	0	0	0	0	0	0	0	0	0	.111
ARKANSAS STATE	ph/2b	1	0	0	0	0	0	0	0	0	0	0	0	0	0	0	0	1	0	.100
ORAL ROBERTS	2b	0	0	0	0	0	0	0	0	0	0	0	0	1	0	0	0	0	0	.100
vs Seton Hall	ph/3b	1	1	1	2	0	0	1	0	0	0	0	0	0	0	0	0	0	1	.82
SOUTHEAST MISSOURI	*dh	2	0	0	0	0	0	0	0	0	0	0	0	0	0	1	0	0	0	.154
MURRAY STATE	ph	0	1	0	0	0	0	0	0	1	0	0	0	0	0	0	0	0	0	.154
at Kansas	ph/3b	1	0	0	0	0	0	0	0	0	0	0	0	0	0	0	0	0	0	.143
EVANSVILLE	*dh	4	0	1	0	0	0	0	0	0	0	0	0	0	0	2	0	0	0	.167
MIZZOU	ph/dh	3	0	0	0	0	0	0	0	0	0	0	0	0	0	1	0	0	0	.143
4gs		21	5	3	3	1	0	1	2	1	0	1	2	0	0	7	1	7	1	.143

Career Totals

Year	AVG	G-GS	AB	R	H	2B	3B	HR	RBI	SLG	BB	SO	OBP	SF	SH	SB-A	FA
2018	.180	33-24	61	19	11	2	0	1	10	.262	18	23	.420	1	5	3-3	.984
Totals	.180	33-24	61	19	11	2	0	1	10	.262	18	23	.420	1	5	3-3	.984

Career Highs

AB:	4	4x, last 5/26/17 vs. Wichita State
R:	3	4/23/17 vs. Wichita State
H:	2	2x, last 6/10/17 at TCU
RBI:	2	2x, last 5/26/17 vs. Illinois State
2B:	1	3x, last 6/10/17 at TCU
3B:	NA	NA
HR:	1	5/13/17 vs. Indiana State
SB:	1	3x, last 4/14/17 at New Mexico
SO:	2	6x, last 6/3/17 at Arkansas
BB:	2	5x, last 5/26/17 vs. Illinois State

Game-by-Game

Opponent	GS	IP	H	R	ER	BB	SO	2B	3B	HR	WP	BK	HBP	IBB	Score	W/L	Sv	ERA	NP	
at Lamar	4.1	3	0	0	0	2	1	0	0	0	0	0	2	0	0-8	0-0	0	0.00	64	
at Central Arkansas-1	0.0	0	0	0	1	0	0	0	0	0	0	0	0	0	1	0-1	0-0	0	0.00	4
at ECU	0.1	1	1	1	1	1	0	0	0	1	0	0	0	0	0	7-4	0-0	0	1.93	17
OKLAHOMA STATE	0.1	0	0	0	2	0	0	0	0	0	0	0	0	0	0	8-10	0-0	0	1.80	17
ARKANSAS STATE	0.1	0	0	0	0	1	0	0	0	0	0	0	0	0	0	1-4	0-0	0	1.69	4
ORAL ROBERTS	2.1	5	1	1	0	3	1	0	0	0	0	0	0	0	0	6-5	0-0	0	2.35	40
at Oklahoma State	1.1	0	0	0	0	2	0	0	0	0	0	0	0	0	0	2-4	0-0	0	2.00	17
SOUTHEAST MISSOURI	3.0	2	0	0	1	1	1	0	0	0	0	0	0	0	1	10-5	1-0	0	1.50	44
CAL STATE NORTHRI	1.0	0	0	0	0	1	0	0	0	0	0	0	0	0	0	8-2	1-0	0	1.38	13
at Indiana State	0.2	0	0	0	0	1	0	0	0	0	0	0	0	0	0	5-4	1-0	0	1.32	11
EVANSVILLE	1.0	4	2	1	0	1	0	0	0	0	0	0	0	0	0	11-4	1-0	0	1.84	26
MIZZOU	0.2	1	0	0	0	0	0	0	0	0	0	0	0	0	0	6-8	1-0	0	1.76	13
	0	15.1	16	4	3	5	13	3	0	1	0	0	2	2	64-59	1-0	0	1.76	-	

Career Totals

Year	AVG	G-GS	AB	R	H	2B	3B	HR	RBI	SLG	BB	SO	OBP	SF	SH	SB-A	FA
2017	.180	33-24	61	19	11	2	0	1	10	.262	18	23	.420	1	5	3-3	.984
2018																	
Totals	.180	33-24	61	19	11	2	0	1	10	.262	18	23	.420	1	5	3-3	.984

MISSOURI STATE BASEBALL

Games 31-33 | No. 24 MISSOURI STATE BEARS (22-8) vs. No. 7 OREGON STATE BEAVERS (24-6) | April 13-14 | Springfield, Mo. | Hammons Field (8,000) | KBFL AM/FM | ESPN/ESPN+



AUSTIN KNIGHT

29

Senior
RHP | R/R | 6-3 | 215
Lebanon, Mo. (Lebanon HS)

Career Highs


AB:	4	4x, last 5/26/17 vs. Wichita State
R:	3	4/23/17 vs. Wichita State
H:	2	2x, last 6/10/17 at TCU
RBI:	2	2x, last 5/26/17 vs. Illinois State
2B:	1	3x, last 6/10/17 at TCU
3B:	NA	NA
HR:	1	5/13/17 vs. Indiana State
SB:	1	3x, last 4/14/17 at New Mexico
SO:	2	6x, last 6/3/17 at Arkansas
BB:	2	5x, last 5/26/17 vs. Illinois State

Game-by-Game

Opponent	GS	IP	H	R	ER	BB	SO	2B	3B	HR	WP	BK	HBP	IBB	Score	W/L	Sv	ERA	NP	
vs Texas Southern	*	3.2	7	1	1	2	4	0	0	0	0	0	0	0	3-0	8-2	0-0	0	2.45	86
vs Saint Joseph's	*	5.0	3	1	1	3	6	0	0	0	0	0	0	0	3-6	0-0	0	2.08	81	
ARKANSAS STATE	*	5.1	7	4	4	2	2	1	0	1	2	0	2	0	5-4	0-0	0	3.86	98	
SOUTHEAST MISSOU	*	4.2	4	4	4	2	6	2	0	0	0	0	1	0	10-5	0-0	0	4.82	84	
at Kansas	*	7.0	3	2	2	4	4	1	0	1	1	0	0	0	12-2	1-0	0	4.21	98	
MIZZOU	*	3.1	5	5	4	4	3	2	0	1	1	0	0	0	6-8	1-0	0	4.97	87	
	6	29.0	29	17	16	17	25	6	0	3	4	0	6	0	44-27	1-0	0	4.97	-	

Career Totals

Year	AVG	G-GS	AB	R	H	2B	3B	HR	RBI	SLG	BB	SO	OBP	SF	SH	SB-A	FA
2015	.180	33-24	61	19	11	2	0	1	10	.262	18	23	.420	1	5	3-3	.984
2016																	
2017																	
2018																	
Totals	.180	33-24	61	19	11	2	0	1	10	.262	18	23	.420	1	5	3-3	.984



LANDAN RUFF

31

Senior
OF | R/R | 6-3 | 215
Springfield, Mo. (Parkview HS)

Career Highs

AB:	4	4x, last 5/26/17 vs. Wichita State
R:	3	4/23/17 vs. Wichita State
H:	2	2x, last 6/10/17 at TCU
RBI:	2	2x, last 5/26/17 vs. Illinois State
2B:	1	3x, last 6/10/17 at TCU
3B:	NA	NA
HR:	1	5/13/17 vs. Indiana State
SB:	1	3x, last 4/14/17 at New Mexico
SO:	2	6x, last 6/3/17 at Arkansas
BB:	2	5x, last 5/26/17 vs. Illinois State

Game-by-Game


Opponent	Pys	AB	R	H	RBI	2B	3B	HR	BB	CS	HBP	SAC	SF	GDP	K	PO	A	E	AVG
vs Texas Southern	of	0	1	0	0	0	0	0	1	0	0	0	0	0	0	0	0	0	0.000
at Lamar	pr/of	1	0	0	0	0	0	0	0	0	0	0	0	0	0	0	0	0	0.000
vs Texas Southern	pr/of	1	1	0	0	0	0	0	0	0	0	0	0	0	0	1	2	0	0.000
at ECU	*of	2	0	0	0	0	0	0	0	1	0	0	0	0	0	2	1	0	0.000
vs Pepperdine	*of	4	1	1	1	0	0	0	0	0	0	0	0	0	0	1	4	0	.125
OKLAHOMA STATE	*of	3	1	1	1	0	1	0	1	0	0	0	0	0	0	1	2	0	.182
ARKANSAS STATE	*of	3	0	0	0	0	0	0	1	0	0	0	0	0	0	2	0	0	.143
ARKANSAS STATE	*of	2	1	1	1	0	0	1	0	0	0	0	0	0	0	1	3	0	.188
ARKANSAS STATE	*of	2	0	0	0	0	0	0	1	0	0	0	0	0	0	2	1	0	.167
ORAL ROBERTS	*of	2	0	0	0	0	0	0	0	0	0	0	0	0	0	2	2	0	.150
vs Iowa	*of	5	1	1	0	0	1	0	0	0	0	0	0	0	0	3	0	0	.160
vs Seton Hall	*of	1	0	0	0	0	0	0	0	0	0	0	0	0	0	1	0	0	.154
at Oklahoma State	*of	2	0	0	0	0	0	0	0	0	0	0	0	0	0	0	2	0	.143
SOUTHEAST MISSOU	*of	1	0	0	1	0	0	0	1	0	0	0	0	0	1	0	1	0	.138
MURRAY STATE	ph/of	1	0	0	0	0	0	0	0	0	0	0	0	0	0	0	0	0	.133
at Kansas	of	1	0	0	0	0	0	0	0	0	0	0	0	0	0	0	0	0	.129
at Indiana State	of	1	0	0	0	0	0	0	0	0	0	0	0	0	0	0	0	0	.125
at Indiana State	*of	0	0	0	0	0	0	0	1	0	0	0	0	0	0	0	0	0	.125
EVANSVILLE	of	1	0	0	0	0	0	0	0	0	0	0	0	0	0	1	0	0	.121
EVANSVILLE	of	1	0	0	1	0	0	0	1	0	0	0	0	0	0	1	0	0	.118
EVANSVILLE	*of	1	3	1	0	0	0	0	2	1	0	1	0	0	0	0	4	0	.143
MIZZOU	*of	1	0	0	0	0	0	0	0	0	0	0	0	0	0	1	0	0	.139
	13gs	36	10	5	6	0	1	2	10	1	1	2	2	1	16	29	1	1	.139

Career Totals

Year	AVG	G-GS	AB	R	H	2B	3B	HR	RBI	SLG	BB	SO	OBP	SF	SH	SB-A	FA
2015	.180	33-24	61	19	11	2	0	1	10	.262	18	23	.420	1	5	3-3	.984
2016																	
2017																	
2018																	
Totals	.180	33-24	61	19	11	2	0	1	10	.262	18	23	.420	1	5	3-3	.984

MISSOURI STATE BASEBALL

Games 31-33 | No. 24 MISSOURI STATE BEARS (22-8) vs. No. 7 OREGON STATE BEAVERS (24-6) | April 13-14 | Springfield, Mo. | Hammons Field (8,000) | KBFL AM/FM | ESPN/ESPN+



JOHN PRIVITERA

32

Sophomore
IF | L/R | 5-8 | 170
Lee's Summit, Mo. (West HS)



MATT RUSSELL

33

Freshman
RHP | R/R | 6-2 | 190
Kansas City, Mo. (Staley HS)

Career Highs

AB:	4	4x, last 5/26/17 vs. Wichita State
R:	3	4/23/17 vs. Wichita State
H:	2	2x, last 6/10/17 at TCU
RBI:	2	2x, last 5/26/17 vs. Illinois State
2B:	1	3x, last 6/10/17 at TCU
3B:	NA	NA
HR:	1	5/13/17 vs. Indiana State
SB:	1	3x, last 4/14/17 at New Mexico
SO:	2	6x, last 6/3/17 at Arkansas
BB:	2	5x, last 5/26/17 vs. Illinois State

Game-by-Game

Opponent	Pos	AB	R	H	RBI	2B	3B	HR	BB	SO	CS	HBP	SAC	SF	DP	K	PO	A	E	Avg
vs Texas Southern	*2b	4	0	1	0	0	0	0	0	0	0	0	1	0	0	1	2	2	0	.250
at Lamar	*2b	3	3	1	1	0	0	0	2	0	0	0	0	0	0	1	3	2	0	.286
vs Texas Southern	*2b	4	1	2	3	0	1	0	1	0	0	0	0	0	0	0	4	1	0	.429
at Central Arkansas-1	*2b	2	0	0	0	0	0	0	2	1	0	0	0	0	0	1	1	1	1	.375
at Central Arkansas-2	*2b	5	1	1	0	0	0	0	0	0	0	0	0	0	0	1	4	1	0	.333
vs Saint Joseph's	*2b	4	0	0	0	0	0	0	0	0	0	0	0	0	0	1	2	2	0	.280
at ECU	*2b	4	2	1	0	1	0	0	1	0	0	0	0	0	0	1	2	2	0	.276
vs Pepperdine	*2b	4	0	1	1	0	0	0	1	0	0	0	0	0	0	1	2	4	0	.273
OKLAHOMA STATE	*2b	5	1	1	0	0	0	0	1	1	0	0	0	0	0	1	0	2	0	.263
ARKANSAS STATE	*2b	4	0	0	0	0	0	0	0	0	0	0	0	0	0	1	2	1	0	.238
ARKANSAS STATE	*2b	3	0	0	0	0	0	0	1	0	0	0	0	0	0	1	0	3	0	.222
ARKANSAS STATE	*2b	3	1	1	0	1	0	0	1	0	0	0	0	0	0	1	3	0	0	.229
ORAL ROBERTS	*2b	2	0	0	0	0	0	0	0	0	0	0	0	0	0	1	2	2	0	.220
vs Iowa	*2b	4	1	1	0	0	0	0	0	0	1	1	0	0	0	0	1	1	0	.222
vs Seton Hall	*2b	4	2	1	0	0	0	0	0	2	0	0	0	0	0	0	2	3	0	.224
at Oklahoma State	*2b	5	0	1	0	0	0	0	0	0	0	0	0	0	0	1	0	3	0	.222
SOUTHEAST MISSOURI	*2b	3	2	0	1	0	0	0	2	1	0	0	0	0	0	2	1	3	0	.212
MURRAY STATE	*2b	3	2	1	0	0	0	0	1	0	0	0	0	0	0	0	3	1	0	.217
CAL STATE NORTHRI	*2b	3	2	1	0	0	0	0	0	0	0	0	0	0	0	0	1	3	0	.236
CAL STATE NORTHRI	*2b	3	1	1	0	0	0	0	1	0	0	0	0	0	0	1	2	1	0	.240
CAL STATE NORTHRI	*2b	4	0	1	0	0	0	0	0	0	0	0	0	0	0	0	0	4	0	.241
at Kansas	*2b	1	2	0	1	0	0	0	3	0	0	0	0	0	0	1	1	3	0	.237
at Indiana State	*2b	2	1	0	0	0	0	0	1	0	0	0	0	0	0	0	1	2	0	.232
at Indiana State	*2b	3	1	1	1	0	0	0	2	0	0	0	0	0	0	1	3	2	0	.235
at Indiana State	*2b	4	1	3	1	0	0	0	0	0	0	0	0	0	0	0	2	9	0	.258
EVANSVILLE	*2b	3	0	1	3	1	0	0	0	0	0	0	0	1	0	0	1	4	0	.261
EVANSVILLE	*2b	3	0	1	1	0	0	0	1	0	0	0	0	0	0	2	1	4	0	.263
EVANSVILLE	*2b	2	2	0	0	0	0	0	2	2	0	0	1	0	0	1	3	0	0	.258
MIZZOU	*2b	3	1	0	0	0	0	0	1	0	0	0	0	0	0	1	1	2	0	.250
30gs		100	26	25	14	4	1	0	26	6	1	2	2	1	0	24	47	75	3	.250

Career Totals

Year	AVG	G-GS	AB	R	H	2B	3B	HR	RBI	SLG	BB	SO	OBP	SF	SH	SB-A	FA
2017	.180	33-24	61	19	11	2	0	1	10	.262	18	23	.420	1	5	3-3	.984
2018																	
Totals	.180	33-24	61	19	11	2	0	1	10	.262	18	23	.420	1	5	3-3	.984

Career Highs

AB:	4	4x, last 5/26/17 vs. Wichita State
R:	3	4/23/17 vs. Wichita State
H:	2	2x, last 6/10/17 at TCU
RBI:	2	2x, last 5/26/17 vs. Illinois State
2B:	1	3x, last 6/10/17 at TCU
3B:	NA	NA
HR:	1	5/13/17 vs. Indiana State
SB:	1	3x, last 4/14/17 at New Mexico
SO:	2	6x, last 6/3/17 at Arkansas
BB:	2	5x, last 5/26/17 vs. Illinois State

Game-by-Game

Opponent	GS	IP	H	R	ER	BB	SO	2B	3B	HR	WP	BK	HBP	IBB	Score	W/L	Sv	ERA	NP
vs Texas Southern		1.0	1	0	0	1	2	0	0	0	0	0	0	0	8-2	0-0	0	0.00	22
vs Texas Southern		0.1	0	0	0	0	0	0	0	0	0	0	0	0	6-5	0-0	0	0.00	4
at Central Arkansas-1		0.0	1	0	0	0	0	0	0	0	0	0	0	0	0-1	0-0	1	0.00	2
at Central Arkansas-2		0.2	1	1	1	2	0	0	0	0	0	0	0	0	5-2	0-0	1	4.50	21
at ECU		1.2	0	0	0	0	2	0	0	0	0	0	0	0	7-4	0-0	2	2.45	21
vs Pepperdine		1.0	2	3	3	4	1	0	0	0	1	0	0	0	8-7	0-0	2	7.71	41
ORAL ROBERTS		1.0	1	2	2	3	3	1	0	0	0	0	0	0	6-5	0-0	2	9.53	42
at ECU		4.1	1	0	0	1	6	0	0	0	0	0	0	0	5-4	0-0	2	5.40	62
CAL STATE NORTHRI		1.0	0	0	0	0	1	0	0	0	0	0	0	0	8-2	0-0	2	4.91	10
at Indiana State		0.1	1	0	0	0	0	0	0	0	0	1	0	0	5-4	0-0	2	4.76	10
EVANSVILLE		4.0	3	0	0	0	1	1	0	0	1	0	0	0	8-2	0-0	3	3.52	44
MIZZOU		0.2	0	0	0	0	0	0	0	0	0	0	0	0	6-8	0-0	3	3.38	6
Totals	0	16.0	11	6	6	11	16	2	0	0	2	0	1	0	72-46	0-0	3	3.38	-

Career Totals

Year	AVG	G-GS	AB	R	H	2B	3B	HR	RBI	SLG	BB	SO	OBP	SF	SH	SB-A	FA
2017	.180	33-24	61	19	11	2	0	1	10	.262	18	23	.420	1	5	3-3	.984
Totals	.180	33-24	61	19	11	2	0	1	10	.262	18	23	.420	1	5	3-3	.984

MISSOURI STATE BASEBALL

Games 31-33 | No. 24 MISSOURI STATE BEARS (22-8) vs. No. 7 OREGON STATE BEAVERS (24-6) | April 13-14 | Springfield, Mo. | Hammons Field (8,000) | KBFL AM/FM | ESPN/ESPN+



LOGAN WILEY

35

Sophomore
RHP | R/R | 6-0 | 170
Springfield, Mo.
(Kickapoo HS/Kansas State Univ.)

Career Highs

AB:	4	4x, last 5/26/17 vs. Wichita State
R:	3	4/23/17 vs. Wichita State
H:	2	2x, last 6/10/17 at TCU
RBI:	2	2x, last 5/26/17 vs. Illinois State
2B:	1	3x, last 6/10/17 at TCU
3B:	NA	NA
HR:	1	5/13/17 vs. Indiana State
SB:	1	3x, last 4/14/17 at New Mexico
SO:	2	6x, last 6/3/17 at Arkansas
BB:	2	5x, last 5/26/17 vs. Illinois State

Game-by-Game

Opponent	GS	IP	H	R	ER	BB	SO	2B	3B	HR	WP	BK	HBP	IBB	Score	W/L	Sv	ERA	NP
at Lamar	2.0	4.0	0	0	0	1	0	0	0	0	0	0	0	0	11-2	0-0	0	0.00	18
vs Texas Southern	3.2	4.0	2	2	0	3	1	0	0	0	0	0	0	0	6-5	1-0	0	3.18	63
at Central Arkansas-1	1.1	1.0	1	1	0	1	0	0	0	0	0	0	0	1	0-1	1-1	0	3.86	24
at Central Arkansas-2	0.1	0.0	0	0	0	0	1	0	0	0	0	0	0	0	5-2	1-1	1	3.86	4
vs Saint Joseph's	1.1	1.0	5	2	2	2	1	0	0	1	0	0	0	0	3-6	1-2	1	5.19	53
vs Pepperdine	0.1	1.0	0	0	0	0	0	0	0	1	0	1	0	1	8-7	1-2	1	5.00	9
OKLAHOMA STATE	2.2	2.0	1	0	0	0	4	0	0	0	0	0	0	0	8-10	1-2	1	3.86	35
ARKANSAS STATE	2.2	2.0	1	1	1	5	0	0	0	2	0	1	0	0	1-4	1-2	1	3.77	47
vs Iowa	5.2	5.0	3	3	4	7	0	0	1	4	0	0	0	0	8-3	2-2	1	4.05	103
SOUTHEAST MISSOURI	1.1	2.0	1	1	0	1	0	0	1	1	0	0	0	0	10-5	2-2	1	4.22	20
MURRAY STATE	1.0	0.0	0	0	0	0	0	0	0	0	0	0	0	0	5-4	2-2	1	4.03	17
CAL STATE NORTHRI	7.0	5.0	2	2	0	3	0	0	1	0	0	0	2	0	8-2	3-2	1	3.68	93
at Indiana State	4.0	8.0	6	6	0	3	2	0	0	0	0	0	0	0	4-6	3-3	1	4.86	59
EVANSVILLE	6.0	3.0	0	0	0	9	0	0	0	0	0	0	0	0	11-4	4-3	1	4.12	84
	4	39.1	40	21	18	7	40	4	0	3	9	0	5	0	88-61	4-3	1	4.12	-

Career Totals

Year	AVG	G-GS	AB	R	H	2B	3B	HR	RBI	SLG	BB	SO	OBP	SF	SH	SB-A	FA
2018	.180	33-24	61	19	11	2	0	1	10	.262	18	23	.420	1	5	3-3	.984
Totals	.180	33-24	61	19	11	2	0	1	10	.262	18	23	.420	1	5	3-3	.984



TY BUCKNER

36

Freshman
RHP | R/R | 6-1 | 190
St. Louis, Mo. (Ladue Horton Watkins HS)

Career Highs

AB:	4	4x, last 5/26/17 vs. Wichita State
R:	3	4/23/17 vs. Wichita State
H:	2	2x, last 6/10/17 at TCU
RBI:	2	2x, last 5/26/17 vs. Illinois State
2B:	1	3x, last 6/10/17 at TCU
3B:	NA	NA
HR:	1	5/13/17 vs. Indiana State
SB:	1	3x, last 4/14/17 at New Mexico
SO:	2	6x, last 6/3/17 at Arkansas
BB:	2	5x, last 5/26/17 vs. Illinois State

Game-by-Game

Opponent	GS	IP	H	R	ER	BB	SO	2B	3B	HR	WP	BK	HBP	IBB	Score	W/L	Sv	ERA	NP
at Lamar	2.1	5.0	6	4	4	0	0	0	0	0	0	0	0	0	0-8	0-1	0	15.43	71
at Central Arkansas-2	4.2	3.0	1	0	4	3	0	0	0	0	0	0	1	0	5-2	0-1	0	5.14	39
vs Pepperdine	5.0	7.0	2	0	1	2	1	0	0	0	0	0	0	0	8-7	0-1	0	3.00	70
ARKANSAS STATE	6.0	5.0	3	3	2	6	1	0	1	0	0	0	0	0	1-4	0-2	0	3.50	95
vs Seton Hall	6.0	6.0	1	1	2	4	0	0	0	0	0	0	1	0	14-2	1-2	0	3.00	95
CAL STATE NORTHRI	5.2	3.0	0	0	4	5	0	0	0	0	0	0	1	0	5-0	2-2	0	2.43	92
at Indiana State	5.0	1.0	2	1	4	7	0	0	0	0	0	0	0	0	5-4	2-2	0	2.34	94
EVANSVILLE	6.0	1.0	2	2	4	4	1	0	0	0	0	0	1	0	8-2	3-2	0	2.50	101
	8	39.2	29	17	11	25	31	3	0	1	0	0	4	0	46-29	3-2	0	2.50	-

Career Totals

Year	AVG	G-GS	AB	R	H	2B	3B	HR	RBI	SLG	BB	SO	OBP	SF	SH	SB-A	FA
2017	.180	33-24	61	19	11	2	0	1	10	.262	18	23	.420	1	5	3-3	.984
Totals	.180	33-24	61	19	11	2	0	1	10	.262	18	23	.420	1	5	3-3	.984

MISSOURI STATE BASEBALL

Games 31-33 | No. 24 MISSOURI STATE BEARS (22-8) vs. No. 7 OREGON STATE BEAVERS (24-6) | April 13-14 | Springfield, Mo. | Hammons Field (8,000) | KBFL AM/FM | ESPN/ESPN+



ZACH GIBBS

40

Freshman
RHP | R/R | 6-1 | 190
Wentzville, Mo. (Holt HS)



MICHAEL BRIGGS

41

Sophomore
C | R/R | 6-2 | 225
Lee's Summit, Mo. (Archbishop O'Hara HS)

Career Highs

AB:	4	4x, last 5/26/17 vs. Wichita State
R:	3	4/23/17 vs. Wichita State
H:	2	2x, last 6/10/17 at TCU
RBI:	2	2x, last 5/26/17 vs. Illinois State
2B:	1	3x, last 6/10/17 at TCU
3B:	NA	NA
HR:	1	5/13/17 vs. Indiana State
SB:	1	3x, last 4/14/17 at New Mexico
SO:	2	6x, last 6/3/17 at Arkansas
BB:	2	5x, last 5/26/17 vs. Illinois State

Career Highs

AB:	4	4x, last 5/26/17 vs. Wichita State
R:	3	4/23/17 vs. Wichita State
H:	2	2x, last 6/10/17 at TCU
RBI:	2	2x, last 5/26/17 vs. Illinois State
2B:	1	3x, last 6/10/17 at TCU
3B:	NA	NA
HR:	1	5/13/17 vs. Indiana State
SB:	1	3x, last 4/14/17 at New Mexico
SO:	2	6x, last 6/3/17 at Arkansas
BB:	2	5x, last 5/26/17 vs. Illinois State

Game-by-Game

Opponent	GS	IP	H	R	ER	BB	SO	2B	3B	HR	WP	BK	HBP	IBB	Score	W/L	Sv	ERA	NP
ARKANSAS STATE vs Seton Hall	0	2.0	2	3	0	3	1	1	0	0	0	0	0	0	12-4	0-0	0	0.00	22

Game-by-Game

Opponent	Pos	AB	R	H	RBI	2B	3B	HR	BB	SB	CS	HBP	SAC	SF	GDP	K	PO	A	E	AvG
ARKANSAS STATE vs Seton Hall	ph/c	1	0	0	0	0	0	0	0	0	0	0	0	0	0	1	0	0	0	.000
ARKANSAS STATE vs Seton Hall at Kansas	ph/c	1	0	0	0	0	0	0	0	0	0	0	0	0	0	1	0	1	0	.000
	Ogs	3	0	0	0	0	0	0	0	0	0	0	0	0	0	3	0	1	0	.000

Career Totals

Year	AVG	G-GS	AB	R	H	2B	3B	HR	RBI	SLG	BB	SO	OBP	SF	SH	SB-A	FA
2018	.180	33-24	61	19	11	2	0	1	10	.262	18	23	.420	1	5	3-3	.984
Totals	.180	33-24	61	19	11	2	0	1	10	.262	18	23	.420	1	5	3-3	.984

Career Totals

Year	AVG	G-GS	AB	R	H	2B	3B	HR	RBI	SLG	BB	SO	OBP	SF	SH	SB-A	FA
2017	.180	33-24	61	19	11	2	0	1	10	.262	18	23	.420	1	5	3-3	.984
Totals	.180	33-24	61	19	11	2	0	1	10	.262	18	23	.420	1	5	3-3	.984

MISSOURI STATE BASEBALL

Games 31-33 | No. 24 MISSOURI STATE BEARS (22-8) vs. No. 7 OREGON STATE BEAVERS (24-6) | April 13-14 | Springfield, Mo. | Hammons Field (8,000) | KBFL AM/FM | ESPN/ESPN+



BEN WHETSTONE

45

Sophomore
IF | L/R | 6-6 | 240
Overland Park, Kan. (Rockhurst HS)



ALEX MOORE

50

Sophomore
RHP | R/R | 6-7 | 245
Mountain Grove, Mo. (Mountain Grove HS)

Career Highs

AB:	4	4x, last 5/26/17 vs. Wichita State
R:	3	4/23/17 vs. Wichita State
H:	2	2x, last 6/10/17 at TCU
RBI:	2	2x, last 5/26/17 vs. Illinois State
2B:	1	3x, last 6/10/17 at TCU
3B:	NA	NA
HR:	1	5/13/17 vs. Indiana State
SB:	1	3x, last 4/14/17 at New Mexico
SO:	2	6x, last 6/3/17 at Arkansas
BB:	2	5x, last 5/26/17 vs. Illinois State

Career Highs

AB:	4	4x, last 5/26/17 vs. Wichita State
R:	3	4/23/17 vs. Wichita State
H:	2	2x, last 6/10/17 at TCU
RBI:	2	2x, last 5/26/17 vs. Illinois State
2B:	1	3x, last 6/10/17 at TCU
3B:	NA	NA
HR:	1	5/13/17 vs. Indiana State
SB:	1	3x, last 4/14/17 at New Mexico
SO:	2	6x, last 6/3/17 at Arkansas
BB:	2	5x, last 5/26/17 vs. Illinois State

Game-by-Game

Opponent	Pos	AB	R	H	RBI	2B	3B	HR	BB	SO	CS	HBP	SAC	SF	GDP	K	PQ	A	E	Avg
vs Texas Southern	**1b	3	0	1	2	0	0	0	2	0	0	0	0	0	0	1	7	1	0	.333
at Lamar	**1b	3	0	1	0	0	0	0	0	0	0	0	0	0	0	2	8	1	0	.286
vs Texas Southern	**1b	5	1	4	1	0	0	1	0	0	1	0	0	0	0	0	10	1	0	.467
at Central Arkansas-1	**1b	4	0	1	0	0	0	0	0	0	0	0	0	0	0	1	10	2	0	.421
at Central Arkansas-2	**1b	3	0	0	0	0	0	0	1	0	0	0	0	0	0	0	1	9	2	.364
vs Saint Joseph's	**1b	2	2	0	0	0	0	0	2	0	0	0	0	0	0	0	5	0	0	.333
at ECU	**1b	5	0	1	1	0	0	0	0	0	0	0	0	0	2	10	1	0	.310	
vs Pepperdine	**1b	4	0	0	0	0	0	0	0	1	0	0	0	0	0	1	6	0	0	.273
OKLAHOMA STATE	**1b	3	0	0	0	0	0	0	1	0	0	0	0	0	0	2	5	0	1	.250
ARKANSAS STATE	**1b	3	2	3	0	0	0	2	2	0	0	0	0	0	0	0	0	0	0	.289
ARKANSAS STATE	**1b	4	0	1	0	1	0	0	0	0	0	0	0	0	0	1	5	1	0	.286
ARKANSAS STATE	**1b	4	1	1	1	1	0	0	0	1	0	0	0	0	0	1	6	0	0	.283
ORAL ROBERTS	**1b	3	0	0	0	0	0	0	2	1	0	0	0	0	0	1	8	1	0	.265
vs Iowa	**1b	5	0	1	0	1	0	0	0	0	0	0	0	0	2	8	3	0	0	.259
vs Seton Hall	**1b	3	0	0	0	2	0	0	0	0	0	0	0	0	2	0	9	1	0	.246
at Oklahoma State	**1b	4	0	1	0	0	0	0	0	0	0	0	0	0	0	1	7	0	0	.246
SOUTHEAST MISSOU	**1b	3	1	1	1	1	0	0	1	1	0	0	0	1	0	1	10	1	0	.250
MURRAY STATE	**1b	2	1	0	2	0	0	0	0	1	0	1	0	0	0	0	0	8	1	.242
CAL STATE NORTHRI	**1b	4	0	1	2	0	0	0	0	0	0	0	0	0	0	0	0	8	0	.243
CAL STATE NORTHRI	**1b	4	0	1	0	0	0	0	0	0	0	0	0	0	0	0	8	0	0	.243
CAL STATE NORTHRI	**1b	2	0	1	0	0	0	0	2	0	0	0	0	0	0	1	9	0	0	.250
at Kansas	**1b	5	0	2	1	0	0	0	0	0	0	0	0	0	0	1	9	0	0	.259
at Indiana State	**1b	1	1	0	0	0	0	0	0	0	1	0	0	0	0	1	8	1	0	.262
at Indiana State	**1b	5	5	1	2	1	0	0	0	0	0	0	0	0	0	1	10	0	1	.270
at Indiana State	**1b	3	1	1	0	0	0	0	1	0	0	0	0	0	0	0	13	0	0	.261
EVANSVILLE	**1b	3	0	1	0	0	0	0	1	0	0	0	0	0	0	0	13	0	0	.263
EVANSVILLE	**1b	2	1	3	2	0	0	0	0	0	0	0	0	0	0	1	10	0	0	.280
EVANSVILLE	**1b	1	1	1	0	0	1	2	0	0	0	0	0	0	0	1	7	0	0	.282
EVANSVILLE	**1b	5	1	2	0	0	0	0	0	2	0	0	0	0	0	1	11	1	0	.287
MIZZOU	**1b	5	1	2	0	0	0	0	0	2	0	0	0	0	0	0	1	11	1	.287
30gs		108	16	31	18	3	0	5	19	5	0	4	0	2	0	24	251	19	2	.287

Game-by-Game

--Has not appeared in a game to date

Career Totals

Year	AVG	G-GS	AB	R	H	2B	3B	HR	RBI	SLG	BB	SO	OBP	SF	SH	SB-A	FA
2017	.180	33-24	61	19	11	2	0	1	10	.262	18	23	.420	1	5	3-3	.984
2018																	
Totals	.180	33-24	61	19	11	2	0	1	10	.262	18	23	.420	1	5	3-3	.984

Career Totals

Year	AVG	G-GS	AB	R	H	2B	3B	HR	RBI	SLG	BB	SO	OBP	SF	SH	SB-A	FA
2017	.180	33-24	61	19	11	2	0	1	10	.262	18	23	.420	1	5	3-3	.984
Totals	.180	33-24	61	19	11	2	0	1	10	.262	18	23	.420	1	5	3-3	.984

MISSOURI STATE BASEBALL

Games 31-33 | No. 24 MISSOURI STATE BEARS (22-8) vs. No. 7 OREGON STATE BEAVERS (24-6) | April 13-14 | Springfield, Mo. | Hammons Field (8,000) | KBFL AM/FM | ESPN/ESPN+

GAME-BY-GAME LINEUPS

Date	Opponent	1st	2nd	3rd	4th	5th	6th	7th	8th	9th
Feb. 16	vs. Texas Southern	Privitera	Steinmetz	Eierman	Zimmerman	Millas	Whetstone	Geha	Brown	Duffy
Feb. 16	at Lamar	Privitera	Steinmetz	Eierman	Millas	Zimmerman	Whetstone	Geha	Duffy	Brown
Feb. 17	at Lamar	Privitera	Steinmetz	Eierman	Zimmerman	Millas	Geha	Duffy	Whetstone	Brown
Feb. 18	vs. Texas Southern	Privitera	Steinmetz	Eierman	Whetstone	Millas	Duffy	Fitzpatrick	Geha	Faith
Feb. 25	at Central Arkansas	Privitera	Steinmetz	Eierman	Whetstone	Millas	Zimmerman	Duffy	Geha	Brown
Feb. 25	at Central Arkansas	Privitera	Steinmetz	Eierman	Whetstone	Millas	Zimmerman	Duffy	Geha	Brown
March 2	vs. St. Joseph's	Privitera	Steinmetz	Eierman	Whetstone	Millas	Duffy	Zimmerman	Geha	Brown
March 3	at ECU	Privitera	Eierman	Millas	Whetstone	Faith	Steinmetz	Duffy	Geha	Ruff
March 4	vs. Pepperdine	Privitera	Eierman	Millas	Whetstone	Steinmetz	Geha	Duffy	Brown	Ruff
March 7	Oklahoma State	Privitera	Eierman	Millas	Duffy	Steinmetz	Whetstone	Fitzpatrick	Geha	Ruff
March 9	Arkansas State	Privitera	Eierman	Millas	Steinmetz	Duffy	Whetstone	Geha	Brown	Ruff
March 10	Arkansas State	Privitera	Eierman	Millas	Zimmerman	Whetstone	Steinmetz	Geha	Brown	Ruff
March 11	Arkansas State	Privitera	Eierman	Millas	Whetstone	Steinmetz	Geha	Duffy	Brown	Ruff
March 13	Oral Roberts	Privitera	Eierman	Millas	Whetstone	Steinmetz	Geha	Brown	Duffy	Ruff
March 14	vs. Iowa	Privitera	Eierman	Millas	Whetstone	Steinmetz	Brown	Duffy	Geha	Ruff
March 17	vs. Seton Hall	Privitera	Eierman	Millas	Whetstone	Steinmetz	Duffy	Brown	Millas	Zimmerman
March 17	at Oklahoma State	Privitera	Eierman	Millas	Whetstone	Brown	Steinmetz	Geha	Duffy	Ruff
March 20	Southeast Missouri	Privitera	Eierman	Millas	Whetstone	Brown	Duffy	Steinmetz	Faith	Ruff
March 21	Murray State	Steinmetz	Eierman	Millas	Whetstone	Duffy	Brown	Fitzpatrick	Geha	Privitera
March 23	CSUN	Steinmetz	Eierman	Millas	Whetstone	Duffy	Brown	Fitzpatrick	Geha	Privitera
March 24	CSUN	Steinmetz	Eierman	Millas	Zimmerman	Skalnik	Whetstone	Brown	Duffy	Privitera
March 25	CSUN	Steinmetz	Eierman	Millas	Whetstone	Duffy	Zimmerman	Brown	Geha	Privitera
March 27	at Kansas	Steinmetz	Eierman	Millas	Whetstone	Duffy	Zimmerman	Fitzpatrick	Brown	Privitera
March 30	at Indiana State	Steinmetz	Eierman	Millas	Whetstone	Fitzpatrick	Duffy	Brown	Geha	Privitera
March 30	at Indiana State	Steinmetz	Eierman	Millas	Zimmerman	Skalnik	Brown	Whetstone	Duffy	Privitera
March 31	at Indiana State	Steinmetz	Eierman	Millas	Zimmerman	Skalnik	Brown	Whetstone	Ruff	Privitera
April 6	Evansville	Steinmetz	Eierman	Millas	Whetstone	Zimmerman	Brown	Duffy	Geha	Privitera
April 7	Evansville	Steinmetz	Eierman	Millas	Whetstone	Duffy	Brown	Faith	Fitzpatrick	Privitera
April 8	Evansville	Steinmetz	Eierman	Millas	Whetstone	Brown	Duffy	Geha	Ruff	Privitera
April 10	Missouri	Steinmetz	Eierman	Millas	Brown	Whetstone	Geha	Duffy	Ruff	Privitera
April 13	Oregon State									
April 13	Oregon State									
April 14	Oregon State									
April 17	at Arkansas									
April 20	Illinois State									
April 21	Illinois State									
April 22	Illinois State									
April 24	at Missouri									
April 27	at Bradley									
April 28	at Bradley									
April 29	at Bradley									
May 2	Kansas									
May 4	at Valparaiso									
May 5	at Valparaiso									
May 6	at Valparaiso									
May 11	Southern Illinois									
May 12	Southern Illinois									
May 13	Southern Illinois									
May 17	at DBU									
May 18	at DBU									
May 19	at DBU									

Bold indicates home game

MISSOURI STATE BASEBALL

Games 31-33 | No. 24 MISSOURI STATE BEARS (22-8) vs. No. 7 OREGON STATE BEAVERS (24-6) | April 13-14 | Springfield, Mo. | Hammons Field (8,000) | KBFL AM/FM | ESPN/ESPN+

GAME-BY-GAME DEFENSIVE LINEUPS

Date	Opponent	P	C	1B	2B	3B	SS	LF	CF	RF	DH
Feb. 16	vs. Texas Southern	Knight	Geha	Whetstone	Privitera	Brown	Eierman	Zimmerman	Steinmetz	Duffy	Millas
Feb. 16	at Lamar	Coleman	Geha	Whetstone	Privitera	Brown	Eierman	Zimmerman	Steinmetz	Duffy	Millas
Feb. 17	at Lamar	Buckner	Geha	Whetstone	Privitera	Brown	Eierman	Zimmerman	Steinmetz	Duffy	Millas
Feb. 18	vs. Texas Southern	McAlister	Geha	Whetstone	Privitera	Faith	Eierman	Fitzpatrick	Steinmetz	Duffy	Millas
Feb. 25	at Central Arkansas	Coleman	Geha	Whetstone	Privitera	Brown	Eierman	Zimmerman	Steinmetz	Duffy	Millas
Feb. 25	at Central Arkansas	Buckner	Geha	Whetstone	Privitera	Brown	Eierman	Zimmerman	Steinmetz	Duffy	Millas
March 2	vs. St. Joseph's	Knight	Geha	Whetstone	Privitera	Brown	Eierman	Zimmerman	Steinmetz	Duffy	Millas
March 3	at ECU	Coleman	Geha	Whetstone	Privitera	Faith	Eierman	Ruff	Steinmetz	Duffy	Millas
March 4	vs. Pepperdine	Buckner	Geha	Whetstone	Privitera	Brown	Eierman	Ruff	Steinmetz	Duffy	Millas
March 7	Oklahoma State	McAlister	Geha	Whetstone	Privitera	Fitzpatrick	Eierman	Ruff	Steinmetz	Duffy	Millas
March 9	Arkansas State	Coleman	Geha	Whetstone	Privitera	Brown	Eierman	Ruff	Steinmetz	Duffy	Millas
March 10	Arkansas State	Buckner	Geha	Whetstone	Privitera	Brown	Eierman	Ruff	Steinmetz	Zimmerman	Millas
March 11	Arkansas State	Knight	Geha	Whetstone	Privitera	Brown	Eierman	Ruff	Steinmetz	Duffy	Millas
March 13	Oral Roberts	McAlister	Geha	Whetstone	Privitera	Brown	Eierman	Ruff	Steinmetz	Duffy	Millas
March 14	vs. Iowa	Wiley	Geha	Whetstone	Privitera	Brown	Eierman	Ruff	Steinmetz	Duffy	Millas
March 17	vs. Seton Hall	Buckner	Millas	Whetstone	Privitera	Brown	Eierman	Zimmerman	Steinmetz	Duffy	Fitzpatrick
March 17	at Oklahoma State	Coleman	Geha	Whetstone	Privitera	Brown	Eierman	Ruff	Steinmetz	Duffy	Millas
March 20	Southeast Missouri	Knight	Millas	Whetstone	Privitera	Brown	Eierman	Ruff	Steinmetz	Duffy	Faith
March 21	Murray State	McAlister	Geha	Whetstone	Privitera	Brown	Eierman	Fitzpatrick	Steinmetz	Duffy	Millas
March 23	CSUN	Coleman	Geha	Whetstone	Privitera	Brown	Eierman	Fitzpatrick	Steinmetz	Duffy	Millas
March 24	CSUN	Buckner	Millas	Whetstone	Privitera	Brown	Eierman	Zimmerman	Steinmetz	Duffy	Skalnik
March 25	CSUN	Wiley	Geha	Whetstone	Privitera	Brown	Eierman	Zimmerman	Steinmetz	Duffy	Millas
March 27	at Kansas	Knight	Millas	Whetstone	Privitera	Brown	Eierman	Zimmerman	Steinmetz	Duffy	Fitzpatrick
March 30	at Indiana State	Coleman	Geha	Whetstone	Privitera	Brown	Eierman	Fitzpatrick	Steinmetz	Duffy	Millas
March 30	at Indiana State	Buckner	Millas	Whetstone	Privitera	Brown	Eierman	Zimmerman	Steinmetz	Duffy	Skalnik
March 31	at Indiana State	Wiley	Millas	Whetstone	Privitera	Brown	Eierman	Zimmerman	Steinmetz	Ruff	Skalnik
April 6	Evansville	Coleman	Geha	Whetstone	Privitera	Brown	Eierman	Zimmerman	Steinmetz	Duffy	Millas
April 7	Evansville	Buckner	Millas	Whetstone	Privitera	Brown	Eierman	Fitzpatrick	Steinmetz	Duffy	Faith
April 8	Evansville	Wiley	Geha	Whetstone	Privitera	Brown	Eierman	Ruff	Steinmetz	Duffy	Millas
April 10	Missouri	Knight	Millas	Whetstone	Privitera	Brown	Eierman	Ruff	Steinmetz	Duffy	Geha
April 13	Oregon State										
April 13	Oregon State										
April 14	Oregon State										
April 17	at Arkansas										
April 20	Illinois State										
April 21	Illinois State										
April 22	Illinois State										
April 24	at Missouri										
April 27	at Bradley										
April 28	at Bradley										
April 29	at Bradley										
May 2	Kansas										
May 4	at Valparaiso										
May 5	at Valparaiso										
May 6	at Valparaiso										
May 11	Southern Illinois										
May 12	Southern Illinois										
May 13	Southern Illinois										
May 17	at DBU										
May 18	at DBU										
May 19	at DBU										

Bold indicates home game

MISSOURI STATE BASEBALL

Games 31-33 | No. 24 MISSOURI STATE BEARS (22-8) vs. No. 7 OREGON STATE BEAVERS (24-6) | April 13-14 | Springfield, Mo. | Hammons Field (8,000) | KBFL AM/FM | ESPN/ESPN+

MISSOURI STATE RECORDS SUMMARY

Individual Batting

Games Played

Season: 66, Dant'e Brinkley, Adam Pummill, Brooks Colvin, Shaun Marcum, Rick Wilson, 2003
Career: 236, Matt Gardner, 1999-02

At-Bats

Game: 8, Earnie Johnson, Pat Kelly and Mark Neff, 5/1/88 vs. ORU;
Ryan Gotcher and Chris Taylor, 4/6/04 vs. Arkansas; Adam Pummill, 2/25/06 vs. UNC Greensboro
Season: 278, Dant'e Brinkley, 2003
Career: 972, Matt Gardner, 1999-02

Runs

Game: 6, Bobby McCulloch, 5/6/75 vs. SIU Edwardsville; Larry Doss, 5/9/87 vs. Eastern Illinois and Lance Burkhardt, 3/6/97 vs. Missouri Baptist
Season: 90, Matt Cepicky, 1999
Career: 243, Matt Gardner, 1999-02

Hits

Game: 7, Greg Resz, 3/5/91 vs. Lincoln
Season: 96, Steve Hacker and Dave Slemmer, 1995; Dant'e Brinkley, 2003
Career: 316, Matt Gardner, 1999-02

Singles

Game: 5, Jim Schaefer, 5/27/78 vs. Eastern Illinois; Keith Champion, 5/11/81 vs. Central Missouri; Greg Resz, 3/5/91 vs. Lincoln; Todd DeBrynn, 5/3/92 vs. UNI; Alex Manary, 3/22/94 vs. Minnesota
Season: 76, Bill Mueller, 1991
Career: 241, Kevin Medrano, 2009-12

Doubles

Game: 3, on 22 occasions, last time by Justin Paulsen, 4/29/17 at Evansville
Season: 26, Steve Meyer, 1986
Career: 67, Brayden Drake, 2006-09

Triples

Game: 3, Ken Brown, 4/8/66 vs. Missouri S&T
Season: 12, Dant'e Brinkley, 2001
Career: 20, Mark Garrett, 1979-82

Home Runs

Game: 4, John Knott, 5/2/92 vs. UNI
Season: 37, Steve Hacker, 1995
Career: 63, Jason Hart, 1996-98

Runs Batted-In

Game: 11, John Knott, 5/2/92 vs. UNI
Season: 100, Matt Cepicky, 1999
Career: 203, Jason Hart, 1996-98

Batting Average

Season: .442, J. D. Warner, 1983
Career: .426, J. D. Warner, 1982-83
Career (4 years): .376, Bill Mueller, 1990-93

Consecutive Games Hitting Safely

30, Brayden Drake, 4/27/08-3/25/09

Total Bases

Game: 17, John Knott, 5/2/92 vs. UNI
Season: 225, Steve Hacker, 1995
Career: 506, Jason Hart, 1996-98

Extra-Base Hits

Game: 5, Larry Doss, 5/9/87 vs. Eastern Illinois
Season: 55, Steve Hacker, 1995
Career: 116, Jason Hart, 1996-98

Slugging Average

Season: .957, Steve Hacker, 1995
Career: .725, Jason Hart, 1996-98

Hit By Pitch

Game: 3, Jud Kindle, 2/20/04 vs. Little Rock
Ryan Mantle, 2/22/08 vs. DBU; Brayden Drake, 5/11/08 vs. Middle Tennessee
Season: 23, Jeremy Isenhower, 2002
Career: 41, Ben Carlson, 2007-09

Walks

Game: 5, Cory Krueger, 3/15/91 vs. Austin Peay; Steve Hacker, 4/23/95 vs. UNI; and Lance Burkhardt, 2/14/97 vs. Nevada
Season: 55, Dylan Becker, 2015
Career: 154, Bill Mueller, 1990-93

Strikeouts

Game: 5, Greg Mathis, 5/1/01 vs. Missouri; Tyler Ryan, 2/26/10 at UTA
Season: 74, Ryan Howard, 2001
Career: 207, Nick Kays, 1997-00

On-Base Percentage

Season: .563, Dan Iseminger, 1983
Career: .493, Rick Clarkston, 1983-84

Sacrifice Hits

Game: 3, Joey Hawkins, 5/22/14 vs. Bradley; Ken Watkins, 5/23/69 vs. Minnesota State
Season: 29, Joey Hawkins, 2015
Career: 62, Joey Hawkins, 2012-15

Sacrifice Flies

Game: 2, held by many players
Season: 9, Brooks Colvin, 2003
Career: 17, Brooks Colvin, 2001-04

Stolen Bases

Game: 4, Larry Doss, 3/6/86 vs. Evangel; Greg Brewer, 4/15/86 vs. Evangel
Season: 30, Greg Brewer, 1986
Career: 69, Dant'e Brinkley, 2000-03

Game-Winning RBI

Season: 13, Steve Meyer, 1986; Steve Hacker, 1995
Career: 23, Steve Hacker, 1993-95

Individual Fielding

Putouts

Game: 19, Tom Hodge, 3/23/67 vs. Oklahoma Christian; Tim Rafferty, 2/25/06 vs. UNC Greensboro; Connor Smith, 3/29/14 vs. Southern Illinois
Season: 545, Justin Paulsen, 2015
Career: 1,588, Justin Paulsen, 2015-17

Assists

Game: 10, Curt Courtwright, 5/10/09 at Creighton
Season: 192, Joey Hawkins, 2015
Career: 656, Chris Curry, 1995-98

Errors

Game: 4, set on 5 occasions, last time by Jon Hale, 3/3/96 vs. ORU
Season: 30, Brooks Colvin, 2001
Career: 73, Brooks Colvin, 2001-04

Total Chances

Game: 21, Brian Mahaffey, 5/1/88 vs. ORU
Season: 601, Jason Hart, 1997
Career: 1,703, Justin Paulsen, 2015-17

Double Plays

Game: 5, Ryan Howard, 3/30/99 vs. SE Missouri
Season: 60, Ryan Howard, 1999
Career: 151, Ryan Howard, 1999-01

Fielding Average

Season: 1.000, Bill Helfrecht, 1968; Jim Anderson, 1970; Corby Fister and Cory Krueger, 1989; Chad Lakin and Cory Krueger, 1990; Shawn Padgett, 1991; Chad Lakin, 1992; Micah Holst, 1999; Dant'e Brinkley, 2002; Nolan Keane, 2008; Aaron Conway, 2010
Career: .992, Steve Seal, 1969-70

Individual Pitching

Games

Season: 37, Jake Fromson, 2017
Career: 88, Bryan Young, 2014-17

Games Started

Season: 17, Doug Still, 2017; Matt Hall, 2015; Cody Schumacher, 2012
Career: 49, Brad Ziegler, 2000-03

Complete Games

Season: 10, Brian Wisser, 1986
Career: 18, Brad Ziegler, 2000-03

Innings Pitched

Game: 11.0, John Rheinecker, 3/3/01 vs. Arkansas State
Season: 125.0, Matt Hall, 2015
Career: 365.0, Brad Ziegler, 2000-03

Consecutive Scoreless Innings Pitched

Season: 38.1, Nick Petree, 4/6/12 to 5/17/12
Career: 38.1, Nick Petree, 4/6/12 to 5/17/12

Hits Allowed

Game: 16, Tom Fulkerson, 3/19/85 vs. UTA
Season: 115, Brad Ziegler, 2003
Career: 371, Brad Ziegler, 2000-03

Fewest Hits Allowed

Game: 0, Steve Dunn, 4/12/79 vs. Evangel (5 inn.); Scott Buchheit-Darrell Maus-Matt Brewer-Terry Menown, 3/14/89 vs. Lincoln; Mike Whitley, 5/2/94 vs. SE Missouri (7 inn.)

Runs Allowed

Game: 13, Rand Chappell, 3/20/84 vs. Southern; Scott Prince, 3/11/85 vs. Indiana State
Season: 71, Jim Gibbs, 1987; Jarrod Mays, 1996
Career: 207, John Hardin, 1996-00

Earned Runs Allowed

Game: 12, Mike Hill, 4/18/75 vs. Central Missouri; Scott Prince, 3/11/85 vs. Indiana State
Season: 63, Scott Geitz, 1998
Career: 169, John Hardin, 1996-00

Walks Allowed

Game: 10, Stean Thornton, 5/2/76 vs. UMSL
Season: 75, Dirk Lindauer, 1991
Career: 206, Mike Whitley, 1992-95

Strikeouts

Game: 17, Charles Burt, 5/16/69 vs. Northwest Missouri State; Gary Wilson, 3/23/67 vs. Oklahoma Christian
Season: 171, Matt Hall, 2015
Career: 330, Brad Ziegler, 2000-03

Earned Run Average

Season: 0.59, Dick Jones, 1971
Career: 1.55, Dick Jones, 1969-72

Wins

Season: 12, Matt Hall, 2015; Brad Ziegler, 2003
Career: 32, Brad Ziegler, 2000-03

Losses

Season: 9, Brett Sinkbeil, 2005; Pat Doyle, 2010; Mike Kickham, 2010
Career: 16, Gary Wilson, 1964-67; Dustin Tignor, 1996-00; Pat Doyle, 2007-10

Winning Percentage

Season (6 or more wins): 1.000, Sam Perez, 2016; Bryan Young, 2015; Ken Watkins, 1969; Jody Payne, 1978; Kirby Cannon, 1980; Dan Harwell, 1983; Tim Clubb, 2008
Career: .909, Sam Perez, 2013-16; Greg Reed, 1987-88

Shutouts

Season: 3, Ken Watkins, 1969; Steve Dunn, 1979; Greg Reed, 1988; Craig Sands, 1990; Paul Marsala, 2004
Career: 4, Ken Watkins, 1967-70

Saves

Season: 16, Bryan Young, 2015
Career: 35, Bryan Young, 2014-17

Team Batting

Games Played

Season: 66, 2003

At-Bats

Game: 64, 5/1/88 vs. ORU
Season: 2,260, 2002

Runs

Game: 37, 3/7/88 vs. Benedictine
Season: 607, 1999

Hits

Game: 34, 3/7/88 vs. Benedictine; 3/21/89 vs. UMBC
Season: 720, 2002

Doubles

Game: 10, 3/11/95 vs. Truman
Season: 149, 2002

Triples

Game: 6, 4/8/66 vs. Missouri S&T
Season: 36, 2001

Home Runs

Game: 12, 4/20/99 vs. Pittsburg State
Season: 144, 1999

Runs Batted-In

Game: 36, 3/7/88 vs. Benedictine
Season: 561, 1999

Batting Average

Season: .373, 1981

Total Bases

Game: 72, 4/20/99 vs. Pittsburg State
Season: 1,275, 1999

Extra-Base Hits

Game: 19, 4/20/99 vs. Pittsburg State
Season: 270, 1999

Slugging Average

Season: .626, 1999

Game-Winning RBI

Season: 45, 1986

Hit By Pitch

Game: 9, 2/22/08 vs. DBU; 5/11/08 vs. Middle Tennessee
Season: 80, 2004

Walks

Game: 18, 4/5/16 vs. Saint Louis
Season: 351, 2017

Strikeouts

Game: 26, 2/26/10 at UTA
Season: 516, 2010

Fewest Strikeouts

Season: 116, 1981

Sacrifice Hits

Game: 6, 4/25/81 vs. UMSL
Season: 54, 2015

Sacrifice Flies

Game: 5, 5/19/02 vs. Indiana State; 4/3/07 vs. SEMO
Season: 44, 2002

Stolen Bases

Game: 10, 3/18/85 vs. North Texas; 4/15/86 vs. Evangel
Season: 118, 1986

Team Fielding

Putouts

Game: 48, 5/1/88 vs. ORU; 4/6/04 vs. Arkansas
Season: 1,703, 2003

Assists

Game: 25, 5/1/88 vs. ORU
Season: 686, 1997

Errors

Game: 11, 3/14/64 vs. Arkansas State
Season: 134, 1984

Fewest Errors

Season: 37, 1968

Total Chances

Game: 74, 5/1/88 vs. ORU
Season: 2,456, 2002

Double Plays

Game: 5, 3/15/85 vs. Missouri Western
Season: 66, 1986

Fielding Average

Season: .976, 2015

Team Pitching

Complete Games

Season: 34, 1986

Innings Pitched

Game: 16, 5/1/88 vs. ORU; 4/6/04 vs. Arkansas
Season: 567.2, 2003

Walks

Game: 17, 5/25/97 vs. Rice
Season: 317, 1992

Strikeouts

Game: 19, 3/23/67 vs. Oklahoma Christian
Season: 560, 2017

Shutouts

Season: 11, 2012

Saves

Season: 18, 2015 and 2011

Earned Run Average

Season: 2.57, 2012

MISSOURI STATE BASEBALL

Games 31-33 | No. 24 MISSOURI STATE BEARS (22-8) vs. No. 7 OREGON STATE BEAVERS (24-6) | April 13-14 | Springfield, Mo. | Hammons Field (8,000) | KBFL AM/FM | ESPN/ESPN+

MISSOURI STATE SINGLE-SEASON RECORDS

Hitting

Games	At Bats	Runs
Dant'e Brinkley (03)	66	278
Brooks Colvin (03)	66	267
Shaun Marcum (03)	66	256
Adam Pummill (03)	66	251
Rick Wilson (03)	66	251
Greg Mathis (03)	65	250
Tony Piazza (03)	64	249
Matt Gardner (02)	64	248
Greg Mathis (02)	64	248
Tony Piazza (02)	64	248

Hits	Singles	Doubles
Dant'e Brinkley (03)	96	76
Steve Hacker (95)	96	71
Dave Slemmer (95)	96	67
Micah Holst (99)	94	63
Ben Woodbury (08)	92	62
Matt Cepicky (99)	92	62
Jason Hart (98)	92	62
Jason Hart (97)	91	61
Brandon Jackson (98)	89	60
Kevin Medrano (10)	86	59
Mueller (91)-Brinkley (02)	86	59

Triples	Home Runs	Runs Batted-In
Dant'e Brinkley (01)	12	37
Aaron Conway (09)	8	30
Evan Pratte (90)	8	28
Mark Garrett (81)	8	25
Bobby Narron (80)	8	24
Hunter Steinmetz (16)	7	23
Greg Mathis (01)	7	23
Brad Kennedy (96)	7	22
Greg Brewer (86)	7	21
J.D. Warner (83)	7	21

Game-Winning RBI	Batting Average	On-Base Percentage
Steve Hacker (95)	13	442
Steve Meyer (86)	13	440
Chris Playter (09)	11	438
Jake Burger (17)	10	432
Matt Brewer (89-91)	10	427
Bax (84)-Bailey (82)	10	416
Brian Mahaffey (87)	9	416
Brent Seifert (12)-Matheny (15)	8	416
Pratte (91)-Cepicky (99)	8	414
Dave (81)-Bartlett (90)	8	414

Extra-Base Hits	Total Bases	Slugging Average
Steve Hacker (95)	55	225
Steve Meyer (86)	48	193
Jason Hart (98)	43	191
Spencer Johnson (16)	41	173
Matt Cepicky (99)	40	168
Jeremy Eierman (17)	39	165
Lance Burkhardt (96)	38	164
Matt Cepicky (98)	37	162
Jason Hart (97)	37	160
Dave Slemmer (95)	37	159

Walks	Strikeouts	Hit By Pitch
Dylan Becker (15)	55	74
Bill Mueller (91)	52	69
Spencer Johnson (16)	46	68
Spencer Johnson (15)	46	67
Spiker Helms (12)	44	66
Brad Kennedy (95)	44	61
Burger (17)-Paulsen (15)	43	59
Helms (11)-Keane (08)	42	58
Fister (90)-Guttin (76)	42	57

Stolen Bases	Sacrifice Hits	Sacrifice Flies
Greg Brewer (86)	30	29
Mike Ruble (88)	29	19
John Wahlig (87)	25	13
Dant'e Brinkley (02)	25	13
Dant'e Brinkley (03)	24	12
Aaron Conway (10)	24	11
Bill Mueller (92)	23	10
Larry Doss (86)	22	10
Bill Goedde (86)	20	9
Matt Lawson (06)	20	9
Three players tied with	19	9

Pitching

Games	Games Started
Jake Fromson (17)	37
Sam Perez (16)	36
Zach Merciez (15)	31
Bryan Young (15)	30
Sam Perez (15)	27
Tyler Burgess (12)	26
Scott Geitz (95)	26
Bryan Young (17)	25
Gordon (13)-D. Kickham (11)	25
Doyle (07)-Geitz (96)	25

Complete Games	Innings Pitched
Brian Wisser (86)	10
Stacey Burke (86)	8
Kirby Cannon (79)	8
Dick Jones (71)	8
Mark Lopinot (70)	8
Ken Watkins (69)	8
Jim Gibbs (86-87)	7
Tom Fulkerson (84)	7
Rick Brandell (82)	7
Newell (66)-Watkins (70)	7

Hits Allowed	Runs Allowed
Brad Ziegler (03)	115
Jarrold Mays (96)	113
Pat Doyle (10)	112
Derek Drage (04)	107
Pat Crain (91)	107
Brian Wisser (86)	104
Mike Kickham (10)	101
Chad Mulholland (03)	101
Blake Barber (11)	100
Jim Gibbs (87)	100

Earned Run Average	Earned Run Average
Scott Geitz (98)	63
Jarrold Mays (96)	60
Mike Whitley (93)	58
Mike Kickham (10)	56
Bryan Buschhorn (97)	54
Dylan Coleman (17)	53
Jim Gibbs (87)	51
Tim Clubb (09)	50
Brad Ziegler (03)	50
Paul Crain (91)	48

Walks	Strikeouts
Dirk Lindauer (91)	75
Mike Whitley (93)	68
Bart Evans (92)	58
John Hardin (00)	54
Bryan Buschhorn (97)	52
John Hardin (99)	52
Mike Whitley (92)	52
Mike Godfrey (86)	51
Dylan Coleman (17)	50
Coleman (16)-Whitley (94)	49

Victories	Losses
Matt Hall (15)	12
Brad Ziegler (03)	12
Tim Clubb (08)	11
Buddy Baumann (09)	11
Petree (12)-Mulholland (03)	10
Mays (95)-Wisser (86)	10
Petree (11)-Perez (15)	9
Garola (97)-Ziegler (01)	9
Gibbs (87)-Lindauer (91)	9
Watkins (69)-Anderson (80)	9

Winning Percentage	Shutouts
Sam Perez (16)	1.000
Bryan Young (15)	1.000
Tim Clubb (08)	1.000
Chann Whiteside (90)	1.000
Danny Harwell (83)	1.000
Kirby Cannon (80)	1.000
Jody Payne (78)	1.000
Ken Watkins (69)	1.000
Buddy Baumann (09)	.917
Jarrold Mays (95)	.909
Sam Perez (15)	.900
Steve Anderson (80)	.900

Fielding

Putouts	
Justin Paulsen (15)	545
Jason Hart (97)	543
Justin Paulsen (17)	536
Jason Hart (96)	531
Justin Paulsen (16)	507
Ryan Howard (00)	504
Tim Rafferty (06)	503
Tony Piazza (03)	500
Luke Voit (12)	499
Steve Hacker (95)	497

Assists	
Joey Hawkins (15)	192
Joey Hawkins (14)	185
Evan Pratte (91)	184
Pat Kelly (88)	179
Jeremy Eierman (17)	178
Dan Firiti (00)	178
Brad Kennedy (96)	175
Chris Curry (97)	170
Travis McComack (13)	168
Dan Firiti (99)	166

Errors	
Brooks Colvin (01)	30
Dan Firiti (99)	27
Mike Collier (00)	24
Dan Firiti (00)	24
Lance Burkhardt (96)	24
Matt Gardner (01)	23
Brad Kennedy (96)	23
Rick Clarkston (84)	22
Five players tied with	21

Total Chances	
Jason Hart (97)	601
Justin Paulsen (17)	579
Jason Hart (96)	578
Justin Paulsen (15)	572
Luke Voit (12)	561
Ben Margalski (01)	557
Tony Piazza (02)	553
Ryan Howard (00)	553
Justin Paulsen (16)	550
Tony Piazza (03)	547

Double Plays	
Ryan Howard (99)	60
Steve Meyer (86)	58
Jason Hart (97)	53
Jim Calhoun (90)	52
Dan Firiti (99)	51
Ryan Howard (00)	48
Jason Hart (98)	48
Steve Hacker (95)	48
Matt Lawson (07)	47
Two players tied with	46

Fielding Average	
Aaron Conway (10)	1.000
Kyle Paul (07)	1.000
Dant'e Brinkley (02)	1.000
Micah Holst (99)	1.000
Chad Lakin (92)	1.000
Shawn Padgett (91)	1.000
Corby Fister (89)	1.000
Cory Krueger (89)	1.000
Jim Anderson (70)	1.000
Bill Helfrecht (68)	1.000

Saves	
Bryan Young (15)	16
Dan Kickham (11)	13
Shaun Marcum (03)	13
Bryan Young (16)	11
Tyler Burgess (12)	11
Chris Krawczyk (06)	9
Bryan Young (17)	8
Matt Frevert (08)	8
Grant Gordon (10)	7
Tony Floyd (88)	7

Statistical Minimums: Batting Average, Slugging Average and On Base Percentage based on minimum of one time at bat for each game played by team; Fielding Average based on minimum of 50 total chances; Earned Run Average based on minimum of one inning pitched per game played by team; Winning Percentage based on a minimum of six decisions.

MISSOURI STATE BASEBALL

Games 31-33 | No. 24 MISSOURI STATE BEARS (22-8) vs. No. 7 OREGON STATE BEAVERS (24-6) | April 13-14 | Springfield, Mo. | Hammons Field (8,000) | KBFL AM/FM | ESPN/ESPN+

MISSOURI STATE CAREER RECORDS

Hitting

Games	At Bats	Runs
Matt Gardner (99-02) 236	Matt Gardner (99-02) 972	Matt Gardner (99-02) 243
Greg Mathis (00-03) 232	Kevin Medrano (09-12) 895	Bill Mueller (90-93) 234
Chris Curry (95-98) 227	Greg Mathis (00-03) 873	Micah Holst (96-99) 217
Brooks Colvin (01-04) 224	Micah Holst (96-99) 865	Dant'e Brinkley (00-03) 188
Micah Holst (96-99) 223	Chris Curry (95-98) 843	Chris Curry (95-98) 188
Evan Pratte (88-91) 220	Brayden Drake (06-09) 817	Jason Hart (96-98) 183
Kevin Medrano (09-12) 217	Dant'e Brinkley (00-03) 813	Mark Garrett (79-82) 180
Dylan Becker (12-15) 216	Brooks Colvin (01-04) 806	Evan Pratte (88-91) 176
Bill Mueller (90-93) 216	Luke Voit (10-13) 776	Kevin Medrano (09-12) 170
Dant'e Brinkley (00-03) 215	Evan Pratte (88-91) 773	Matt Cepicky (97-99) 170
Hits	Singles	Doubles
Matt Gardner (99-02) 316	Kevin Medrano (09-12) 241	Brayden Drake (06-09) 67
Kevin Medrano (09-12) 310	Bill Mueller (90-93) 222	Matt Gardner (99-02) 62
Bill Mueller (90-93) 289	Matt Gardner (99-02) 213	Chad Lakin (90-93) 59
Micah Holst (96-99) 284	Greg Mathis (00-03) 200	Chris Curry (95-98) 57
Dant'e Brinkley (00-03) 279	Dant'e Brinkley (00-03) 190	Kevin Medrano (09-12) 54
Brayden Drake (06-09) 268	Evan Pratte (88-91) 190	Dant'e Brinkley (00-03) 54
Chris Curry (95-98) 266	Brooks Colvin (01-04) 188	Jason Hart (96-98) 52
Jason Hart (96-98) 263	Greg Mathis (00-03) 179	Steve Hacker (93-95) 50
Greg Mathis (00-03) 262	Chris Curry (95-98) 168	Spencer Johnson (13-16) 49
Evan Pratte (88-91) 259	Brayden Drake (06-09) 167	Brian Mahaffey (85-88) 49
Triples	Home Runs	Runs Batted-In
Mark Garrett (79-82) 20	Jason Hart (96-98) 63	Jason Hart (96-98) 203
Dant'e Brinkley (00-03) 19	Nick Kays (97-00) 60	Nick Kays (97-00) 192
Aaron Conway (08-11) 16	Steve Hacker (93-95) 59	Steve Hacker (93-95) 184
Evan Pratte (88-91) 15	Matt Cepicky (97-99) 51	Ryan Howard (99-01) 183
Greg Mathis (00-03) 13	Ryan Howard (99-01) 50	Matt Cepicky (97-99) 183
Micah Holst (96-99) 13	Jake Burger (15-17) 47	Matt Gardner (99-02) 182
Jeremy Isenhower (01-02) 12	Brian Mahaffey (85-88) 42	Jake Burger (15-17) 179
Bill Mueller (90-93) 12	Ben Carlson (07-09) 38	Brayden Drake (06-09) 176
J.D. Warner (82-83) 12	Jeremy Eierman (16-pr.) 37	Micah Holst (96-99) 175
Blakley (74-77)-Snider (76-79) 12	Chris Curry (95-98) 37	Brian Mahaffey (85-88) 175
Game-Winning RBI	Batting Average	On-Base Percentage
Steve Hacker (93-95) 23	J.D. Warner (82-83) .426	Rick Clarkston (83-84) .493
Matt Brewer (89-91) 22	Danny Iseminger (83-84) .406	Danny Iseminger (83-84) .492
Matt Gardner (99-02) 19	Rick Clarkston (84-85) .405	Jeff Kaiser (87-88) .489
Luke Voit (10-13) 18	Jeff Kaiser (87-88) .402	Corby Fister (89-90) .483
Matt Cepicky (97-99) 18	Rick Hardesty (82-83) .384	Bill Mueller (90-93) .481
Evan Pratte (88-91) 18	Larry Doss (86-87) .380	J.D. Warner (82-83) .469
Jake Burger (15-17) 17	Matt Cepicky (97-99) .378	Dave Herbert (80-83) .467
Chris Playter (05-09) 17	Jason Hart (96-98) .377	Larry Goessling (77-78) .466
Jason Hart (96-98) 17	Larry Goessling (77-78) .377	Doug Bagby (72-73) .462
Brian Mahaffey (85-88) 17	Bill Mueller (90-93) .376	Terry Burke (79-80) .460
Extra-Base Hits	Total Bases	Slugging Average
Jason Hart (96-98) 116	Jason Hart (96-98) 506	Jason Hart (96-98) .725
Steve Hacker (93-95) 110	Matt Gardner (99-02) 496	Steve Hacker (93-95) .708
Matt Gardner (99-02) 103	Steve Hacker (93-95) 466	Matt Cepicky (97-99) .706
Nick Kays (97-00) 102	Nick Kays (97-00) 460	Brian Mahaffey (85-87) .688
Brayden Drake (06-09) 101	Micah Holst (96-99) 447	Ryan Howard (99-01) .662
Jake Burger (15-17) 100	Matt Cepicky (97-99) 444	Mark Menneisier (77-78) .662
Chris Curry (95-98) 98	Chris Curry (95-98) 442	Larry Goessling (77-78) .660
Matt Cepicky (97-99) 97	Jake Burger (15-17) 440	Lance Burkhardt (96-97) .655
Brian Mahaffey (85-88) 95	Brayden Drake (06-09) 431	Bob Blakley (74-77) .653
Spencer Johnson (13-16) 91	Dant'e Brinkley (00-03) 419	Brad Kennedy (95-96) .647
Walks	Strikeouts	Hit By Pitch
Bill Mueller (90-93) 154	Nick Kays (97-00) 207	Ben Carlson (07-09) 41
Spencer Johnson (13-16) 133	Spencer Johnson (13-16) 179	Matt Gardner (99-02) 33
Eric Chery (12-15) 129	Ryan Howard (99-01) 176	Micah Holst (96-99) 33
Dylan Becker (12-15) 124	Greg Mathis (00-03) 176	Aaron Conway (08-11) 31
Justin Paulsen (15-17) 118	Dant'e Brinkley (00-03) 172	Jeremy Isenhower (01-02) 30
Travis McComack (09-13) 116	Jeremy Eierman (16-pr.) 158	Tate Matheny (13-15) 29
J.J. Scerba (92-96) 104	Matt Gardner (99-02) 156	Brayden Drake (06-09) 28
Nolan Keane (05-08) 102	Aaron Conway (08-11) 150	Jake Burger (15-17) 24
Hunter Steinmetz (16-pr.) 98	Jeff Sauer (92-95) 145	Dan Kneeshaw (92-96) 24
Chris Curry (95-98) 98	Travis McComack (09-13) 142	J.J. Scerba (92-96) 24
Stolen Bases	Sacrifice Hits	Sacrifice Flies
Dant'e Brinkley (00-03) 69	Joey Hawkins (12-15) 62	Brooks Colvin (01-04) 17
Aaron Conway (08-11) 69	Kevin Medrano (09-12) 28	Greg Reed (87-88) 16
Bill Mueller (90-93) 65	Eric Chery (12-15) 25	Justin Paulsen (15-17) 15
Mark Garrett (79-82) 54	Travis McComack (09-13) 20	Evan Pratte (88-91) 14
Micah Holst (96-99) 52	Brooks Colvin (01-04) 20	Luke Voit (10-13) 13
Mike Ruble (84-88) 52	Dan Kneeshaw (92-96) 19	Dant'e Brinkley (00-03) 13
Bobby Narron (77-80) 49	Bill Mueller (90-93) 18	Brent Bartlett (89-90) 13
Jeff Sauer (92-94) 44	Evan Pratte (88-91) 18	Matt Gardner (99-02) 12
Greg Mathis (00-03) 43	Aaron Conway (08-11) 17	John Knott (92) 12
Four players tied with 41	Mike Royle (77-80) 17	

Statistical Minimums: Batting Average, Slugging Average and On Base Percentage based on minimum of 150 at bats in career; Fielding Average based on minimum of 150 total chances; Earned Run Average based on a minimum of 75.0 IP; Winning Percentage based on a minimum of 10 victories.

Pitching

Games	Games Started
Bryan Young (14-17) 88	Brad Ziegler (00-03) 49
Scott Geitz (95-98) 87	Jordan Knutson (14-17) 46
Zach Merciez (12-15) 84	John Hardin (96-00) 46
Grant Gordon (10-13) 82	Aaron Meade (08-10) 41
Sam Perez (13-16) 80	Nick Petree (11-13) 41
Pat Doyle (07-10) 73	Brett Sinkbeil (04-06) 40
Chris Krawczyk (03-06) 70	Jon Harris (13-15) 39
Jake Fromson (16-pr.) 68	Jeff Gray (01-04) 39
Jordan Knutson (14-17) 68	Kirby Cannon (77-80) 39
Brad Ziegler (00-03) 66	Dylan Coleman (16-pr.) 38
Complete Games	Innings Pitched
Brad Ziegler (00-03) 18	Brad Ziegler (00-03) 365.0
Ken Watkins (67-70) 18	Nick Petree (11-13) 311.2
Kirby Cannon (77-80) 16	Jordan Knutson (14-17) 281.0
Dale Bowling (85-89) 15	Jeff Gray (01-04) 279.2
Wade Palmer (73-76) 15	Tim Clubb (07-09) 278.0
Gary Wilson (64-67) 15	John Hardin (96-00) 266.0
Jim Gibbs (85-87) 14	Jon Harris (13-15) 259.1
Mark Lopinot (70-71) 14	Scott Geitz (95-98) 258.2
Dick Jones (69-72) 14	Matt Hall (13-15) 244.0
Wisser (85-86)-Crain (89-91) 13	Jarrod Mays (94-96) 242.2
Hits Allowed	Runs Allowed
Brad Ziegler (00-03) 371	John Hardin (96-00) 207
Jeff Gray (01-04) 297	Brad Ziegler (00-03) 205
Jordan Knutson (14-17) 289	Bryan Buschhorn (96-99) 184
Scott Geitz (95-98) 281	Scott Geitz (95-98) 183
Tim Clubb (07-09) 277	Jeff Gray (01-04) 175
John Hardin (96-00) 276	Pat Doyle (07-10) 157
Jarrod Mays (94-96) 266	Ben Walker (94-98) 154
Bryan Buschhorn (96-99) 259	Mike Whitley (92-95) 154
Nick Petree (11-13) 250	Jordan Knutson (14-17) 153
Pat Doyle (07-10) 243	Tim Clubb (07-09) 150
Earned Runs Allowed	Earned Run Average
John Hardin (96-00) 169	Dick Jones (69-72) 1.55
Bryan Buschhorn (96-99) 154	Bryan Young (14-17) 1.69
Scott Geitz (96-98) 148	Nick Petree (11-13) 1.76
Brad Ziegler (00-03) 147	David Oatman (72-74) 1.91
Jordan Knutson (14-17) 136	Mike Hill (75-76) 2.49
Jeff Gray (01-04) 133	John Rheinecker (00-01) 2.50
Mike Whitley (92-95) 128	Ken Watkins (67-70) 2.51
Dustin Tignor (96-00) 122	Tyler Burgess (12-14) 2.65
Jarrod Mays (94-96) 121	Matt Hall (13-15) 2.66
Tim Clubb (07-09) 118	Jake Fromson (16-pr.) 2.84
Walks	Strikeouts
Mike Whitley (92-95) 206	Brad Ziegler (00-03) 330
John Hardin (96-00) 191	Nick Petree (11-13) 306
Dave Dickensheet (79-82) 139	Matt Hall (13-15) 275
Steve Anderson (78-81) 128	Brett Sinkbeil (04-06) 256
Scott Geitz (95-98) 125	Dylan Coleman (16-pr.) 251
Dylan Coleman (16-pr.) 121	Jordan Knutson (14-17) 247
Bryan Buschhorn (96-99) 121	Jarrod Mays (94-96) 247
Darren Garrison (86-89) 119	Ross Detwiler (05-07) 244
Kirby Cannon (77-80) 115	Jon Harris (13-15) 243
Dirk Lindauer (90-91) 113	Pierce Johnson (10-12) 227
Victories	Losses
Brad Ziegler (00-03) 32	Pat Doyle (07-10) 16
Nick Petree (11-13) 27	Dustin Tignor (96-00) 16
Kirby Cannon (77-80) 25	Gary Wilson (64-67) 16
Jeff Gray (01-04) 23	Grant Gordon (10-13) 14
Dave Dickensheet (79-82) 23	Brett Sinkbeil (04-06) 14
Knutson (14-17)-Clubb (07-09) 21	Brad Ziegler (00-03) 14
Geitz (95-98)-Watkins (67-70) 21	John Hardin (96-00) 14
Sam Perez (13-16) 20	Pierce Johnson (10-12) 13
Garrison (86-89)-Mays (94-96) 20	Jeff Gray (01-04) 13
Palmer (73-76)-Anderson (78-81) 20	Whitley (92-95)-Mays (94-96) 13
Winning Percentage	Shutouts
Sam Perez (13-16) .909	Ken Watkins (67-70) 5
Greg Reed (87-88) .909	Brett Sinkbeil (04-06) 3
Darren Garrison (86-88) .870	Brad Ziegler (00-03) 3
Mike Hill (75-76) .846	Paul Marsala (03-04) 3
Kyle Watkins (67-70) .840	Tyler Burgess (90-91) 3
Paul Crain (89-90) .813	John Rheinecker (00-01) 3
Nick Petree (11-13) .794	Greg Reed (87-88) 3
Cody Schumacher (12-14) .789	Dave Dickensheet (79-82) 3
Kirby Cannon (77-80) .781	Dunn (77-79)-Palmer (73-76) 3
Scott Geitz (95-98) .778	Hill (75-76)-Lopinot (70-71) 3
Anderson (78-81)-Prince (82-85) .769	Jones (69-72)-Wilson (64-67) 3
Fielding	
Putouts	
Justin Paulsen (15-17) 1588	
Jason Hart (96-98) 1515	
Luke Voit (10-13) 1453	
Ryan Howard (99-01) 1409	
Tim Rafferty (02-06) 1275	
Ron Snider (76-79) 1167	
J.J. Scerba (92-96) 1006	
Steve Hacker (93-95) 1001	
Tony Piazza (02-03) 979	
Ben Margalski (00-01) 847	
Assists	
Chris Curry (95-98) 656	
Evan Pratte (88-91) 580	
Travis McComack (09-13) 576	
Kevin Medrano (09-12) 568	
Joey Hawkins (12-15) 521	
Bill Mueller (90-93) 517	
Brooks Colvin (01-04) 479	
Eric Chery (12-15) 473	
Matt Gardner (99-02) 472	
Jeremy Eierman (16-pr.) 407	
Errors	
Brooks Colvin (01-04) 73	
Matt Gardner (99-02) 67	
Brayden Drake (06-09) 65	
Chris Curry (95-98) 56	
Mike Royle (77-80) 55	
Bill Mueller (90-93) 54	
Evan Pratte (88-91) 54	
Dan Firlit (99-00) 51	
Billy Bunton (80-83) 51	
Thomas (78-81)-McComack (09-13) 50	
Total Chances	
Justin Paulsen (15-17) 1703	
Jason Hart (96-98) 1645	
Luke Voit (10-13) 1637	
Ryan Howard (99-01) 1546	
Tim Rafferty (02-06) 1367	
Ron Snider (76-79) 1253	
Chris Curry (95-98) 1187	
J.J. Scerba (92-96) 1155	
Tony Piazza (02-03) 1100	
Steve Hacker (93-95) 1074	
Double Plays	
Ryan Howard (99-01) 151	
Jason Hart (96-98) 147	
Chris Curry (95-98) 141	
Justin Paulsen (15-17) 122	
Evan Pratte (88-91) 121	
Kevin Medrano (09-12) 113	
Travis McComack (09-13) 111	
Matt Gardner (99-02) 107	
Tim Rafferty (02-06) 105	
Ron Snider (76-79) 95	
Fielding Average	
Steve Seal (69-70) .992	
Tate Matheny (13-15) .991	
Kyle Pate (07-08) .991	
Doug Bagby (72-73) .991	
Tony Piazza (02-03) .990	
Paul Reinsch (82-83) .990	
Steve Hacker (93-95) .989	
Larry Goessling (77-78) .989	
Fultz (14-16)-Castro (15-16) .988	
Ron Snider (76-79) .988	
Saves	
Bryan Young (14-17) 35	
Shaun Marcum (02-03) 18	
Matt Frevert (06-08) 15	
Kyle Burgess (12-14) 14	
Bob Zimmermann (01-03) 13	
Grant Gordon (10-13) 12	
Dan Kickham (11) 11	
Chris Krawczyk (03-06) 11	
Matt Gilmer (99-02) 11	
Tony Floyd (87-88) 9	
Dave Dickensheet (79-82) 9	

MISSOURI STATE BASEBALL

Games 31-33 | No. 24 MISSOURI STATE BEARS (22-8) vs. No. 7 OREGON STATE BEAVERS (24-6) | April 13-14 | Springfield, Mo. | Hammons Field (8,000) | KBFL AM/FM | ESPN/ESPN+

THE LAST TIME...

A Missouri State Hitter Had...

8 at-bats in a game	Adam Pummill vs. UNC Greensboro, 2/25/06
3 at-bats in an inning	Ryan Howard, Nick Kays (both 3-for-3) vs. Evangel, 4/21/99
4 hits in a game	Drew Millas at ECU, 3/3/18
5+ hits in a game	(5) Jeremy Eierman at Arkansas, 5/17/16
5+ runs in a game	(5) Jake Burger vs. Western Illinois, 3/16/16
4 runs in a game	Jeremy Eierman vs. Seton Hall, 3/17/18
3+ doubles in a game	(3) Justin Paulsen at Evansville, 4/29/17
2+ triples in a game	(2) Eric Cheray vs. Northern Illinois, 2/21/14
A grand slam	Jake Burger vs. Southern Illinois, 5/25/17
A pinch hit home run	Sam Faith vs. Seton Hall, 3/17/18
An inside the park home run	Hunter Steinmetz vs. Western Illinois, 3/16/16
A pinch hit grand slam	Matt Dezort vs. Saint Louis, 4/1/14
Hit for the cycle	Matt Cepicky at Indiana State, 3/29/98
A hit from each side of the plate	Drew Millas vs. Evansville, 4/8/18
A 10-15-game hit streak	(11) Jeremy Eierman, 3/3/18 to 3/20/18
A 16-19-game hit streak	(19) Hunter Steinmetz, 3/5/16 to 4/2/16
A 20-24-game hit streak	(20) Aaron Meyer, 3/5/16 to 4/5/16
A 25-29-game hit streak	(29) Kevin Medrano, 3/23/10 to 5/14/10
A 30-game hit streak	(30) Brayden Drake, 4/27/08 to 3/29/09
10+ RBIs in a game	(11) John Knott vs. UNI, 5/2/92
9 RBIs in a game	Spencer Johnson vs. Kansas, 4/6/16
8 RBIs in a game	Brian Fuess vs. Bradley, 3/27/99
7 RBIs in a game	Jeremy Eierman vs. CSUN, 3/25/18
6 RBIs in a game	Blake Graham vs. Wichita State, 4/23/17
5 RBIs in a game	Jake Burger vs. Southern Illinois, 5/25/17
10+ total bases	(10) Jeremy Eierman at Saint Louis, 4/17/17
Reached safely 6 times	Joey Hawkins vs. Indiana State, 3/31/13
Hits in 5+ straight at-bats	(5) Drew Millas, 3/2/18 to 3/3/18
5 walks in a game	Lance Burkhart vs. Nevada, 2/14/97
4 walks in a game	Alex Jefferson at Evansville, 4/28/17
4 strikeouts in a game	Justin Paulsen at Illinois State, 4/24/15
5 strikeouts in a game	Tyler Ryun at UT Arlington, 2/26/10
Stole home	John Privitera vs. Evansville, 4/8/18
3 stolen bases	Hunter Steinmetz vs. Western Illinois, 3/16/16
2 home runs in a game	Matt Brown and Ben Whetstone vs. Arkansas State, 3/9/18
3 home runs in a game	Spencer Johnson vs. Kansas, 4/6/16
Home runs in consecutive at-bats	Matt Brown and Ben Whetstone vs. Arkansas State, 3/9/18
Homered in 3 straight games	Jeremy Eierman, 3/3/17 to 3/5/17
Homered in 5 straight games	Brayden Drake, 5/5/09 to 5/14/09
2 hits in an inning	Jeremy Eierman vs. Illinois State, 5/20/16
Hit by 3 pitches in a game	Brayden Drake vs. Middle Tennessee, 5/11/08
Hit by 2 pitches in a game	Matt Brown at Kansas, 3/27/18
Led off the game with a home run	Hunter Steinmetz at TCU, 6/11/17
A walk-off home run	Jeremy Eierman vs. Oklahoma State, 6/2/17
A walk-off grand slam	Dylan Becker vs. Bradley, 4/20/13
A grand slam by a freshman	Jeremy Eierman vs. Central Michigan, 4/1/16
Consecutive multi-HR games	Ryan Howard, 2/23/00 and 2/27/00

A Missouri State Pitcher Had...

Pitched over 9 innings	(9.1) Clay Murphy vs. Dallas Baptist, 5/20/14
A complete game (9)	Doug Still at New Mexico, 4/15/17
A complete game (7)	Dylan Coleman vs. Bradley, 4/1/17
A complete game as a freshman	Tim Clubb at Arkansas State, 3/20/07
Consecutive complete games (9)	Pierce Johnson, 3/15/12 and 3/23/12
3 straight complete games	Paul Marsala (4), 3/27/04 to 4/17/04
Pitched 5.0-6.2 innings of relief	(5.1) Nate Witherspoon at Saint Louis, 4/17/17
Pitched 7.0-8.2 innings of relief	(7.1) Sam Perez at Indiana State, 5/27/16
Pitched 9+ innings of relief	(10.0) J.C. Casey at Creighton, 5/27/11
A shutout (9)	Doug Still at New Mexico, 4/15/17
A shutout (7)	Chris Krawczyk vs. Illinois State, 5/15/05
A combined shutout (9)	Ty Buckner (5.2) and Jake Fromson (3.1) vs. CSUN, 3/24/18
A shutout as a freshman	Tim Clubb at Arkansas State, 3/20/07
3+ hit batsmen in a game	(3) Connor Sechler at Central Arkansas, 2/25/18
2+ pickoffs in a game	(2) Tyler McAlister vs. Texas Southern, 2/18/18
10+ strikeouts in a game	(11) Dylan Coleman vs. CSUN, 3/25/18
15+ strikeouts in a game	(15) Matt Hall vs. Wichita State, 5/2/15
6+ walks in a game	(6) Dylan Coleman vs. Illinois State, 5/19/16
A 15-19 inning scoreless streak	(16.1) Jake Fromson, 2/17/17 to 3/10/17
A 20+ inning scoreless streak	(22.2) Sam Perez, 5/17/16 to 5/28/16
Retired 15+ consecutive batters	(15) Austin Knight vs. Missouri, 4/25/17
Retired 20+ consecutive batters	(20) Matt Hall vs. Wichita State, 5/5/13
A two-hitter	Jordan Knutson (8.0) and Jake Fromson (1.0) vs. DBU, 4/7/17
A one-hitter	Matt Hall (9.0) at Arkansas, 6/6/15

A combined one-hitter	Dylan Coleman (7.0), Jake Fromson (1.0) and Bryan Young (1.0) vs. Indiana State, 5/13/17
A no-hitter	Mike Whitley (7) vs. Southeast Missouri, 5/4/94
A combined no-hitter	Scott Buchheit, Darrell Maus, Matt Brewer, Terry Menown vs. Lincoln, 3/14/89

Missouri State...

Scored 30+ runs	(30) vs. Evangel, 4/21/99
Scored 25-29 runs	(25) vs. Southwest Baptist, 4/4/00
Scored 20-24 runs	(21) at Indiana State, 5/4/08
Scored 15-19 runs	(16) vs. Missouri, 4/12/16
Scored 10+ runs in an inning	(10) 5th vs. Bradley, 4/11/17
Scored 9 runs in an inning	4th at Arkansas State, 4/15/09
Scored 8 runs in an inning	7th vs. Southern Illinois, 5/25/17
Scored 7 runs in an inning	4th at Evansville, 4/28/17
Had 30+ hits	(32) vs. Evangel, 4/21/99
Had 25-29 hits	(26) vs. Indiana State, 5/14/98
Had 20-24 hits	(22) vs. Bradley, 5/24/12
Had 6+ doubles	(6) at Evansville, 4/10/10
Had 4+ triples	(4) vs. Illinois State, 5/20/16
Stole 6+ bases	(6) vs. Indiana State, 5/12/17
Stole 4 bases in an inning	4th vs. Evansville, 4/8/18
Was hit by 6+ pitches	(7) vs. DBU, 2/25/11
Drew three consecutive HBP	vs. DBU, 2/25/11
Had 4+ sacrifice bunts	(5) at Southern Illinois, 5/10/15
Did not strike out	at Kansas State, 3/14/15
Hit into a triple play	vs. Indiana State, 5/15/09
Hit 7+ home runs	(7) vs. Middle Tennessee, 3/15/02
Hit 6 home runs	vs. Oral Roberts, 4/4/10
Hit 5 home runs	vs. UNI, 3/26/00
Hit 4 home runs	vs. Arkansas State, 3/9/18
Hit 2 grand slams in a game	vs. Arkansas State, 3/22/16
Walked 10+ times	(12) vs. Evansville, 4/8/18
Was shut out	at Central Arkansas (1-0), 2/25/18
Was shut out at home	vs. Illinois State (1-0), 5/24/17
Was shut out in consecutive games	vs. Oklahoma State, 3/18/14; at Wichita State, 3/21/14
Shut out back-to-back opponents	at Arkansas State, 3/1/17; vs. Central Arkansas, 3/3/17
Struck out 10+ batters	(11) vs. Evansville, 4/8/18
Struck out 10+ times	(14) vs. Missouri, 4/10/18
Was held to two or fewer hits	(1) vs. Saint Joseph's, 3/2/18
Hit back-to-back home runs	Justin Paulsen and Jake Burger vs. Wichita State, 5/26/17
Hit three straight home runs	Dan Firlit, Ryan Howard, Mike Collier vs. Arkansas Tech, 2/23/00
Turned 4+ double plays	(4) at Texas Tech, 2/19/12
Committed 6+ errors	(6) at Sam Houston State, 2/28/09
Swept a doubleheader	at Indiana State, 3/30/18
Lost both games of a doubleheader	at Indiana State, 4/29/16

A Missouri State Opponent...

Scored 25+ runs	(25) Rice, 5/25/97
Scored 20-24 runs	(20) Georgia Tech, 2/20/10
Scored 15-19 runs	(17) Missouri, 4/26/16
Threw a complete-game one-hitter	Chris Razo, Illinois State, 4/5/13
Threw a complete-game no-hitter	Vince Serafini, Evansville, 5/13/00
Hit 3 home runs	Dylan Brown, Oklahoma State, 3/11/08
Hit 2 home runs	Korbin Williams, Evansville, 4/29/17
Hit back-to-back home runs	Trooper Reynolds and Chane Lynch, DBU, 4/2/15
Hit a leadoff home run	Matt Hoeg, Iowa, 3/14/18
Hit a walk-off home run	Steffan Guest, UT Arlington, 2/27/10
Hit a grand slam	Collin Braithwaite, Illinois State, 5/19/17
Had 4 hits in a game	Garrett Bengel, Oklahoma State, 6/2/17
Had 5+ hits in a game	(5) Jared Mang, New Mexico, 4/13/17
Had 5 RBIs	Collin Braithwaite, Illinois State, 5/19/17
Had 6+ RBIs	(6) Zach Lavy, Missouri, 4/26/16
Had 4+ stolen bases in a game	(4) Michael Faulkner, Arkansas State, 4/4/12
Scored 10+ runs in an inning	Middle Tennessee (10 in 8th), 2/20/09
Scored 9 runs in an inning	Georgia Tech (4th), 2/20/10
Scored 8 runs in an inning	Northern Illinois (9th), 2/21/14
Scored 7 runs in an inning	DBU (1st), 5/23/14
Had 25-29 hits	(25) Rice, 5/25/97
Had 20-24 hits	(23) Nebraska, 2/20/11
Threw a complete game	(8.0) Walker Armstrong, CSUN, 3/23/18
Struck out 10+ batters	(10) Tyler Ward, Indiana State, 3/30/18

MISSOURI STATE BASEBALL

Games 31-33 | No. 24 MISSOURI STATE BEARS (22-8) vs. No. 7 OREGON STATE BEAVERS (24-6) | April 13-14 | Springfield, Mo. | Hammons Field (8,000) | KBFL AM/FM | ESPN/ESPN+



KEITH GUTTIN Head Coach

36th Season
Alma mater: UMSL (1978)

One of the most successful baseball coaches in Missouri Valley Conference history, **Keith Guttin** began his MSU head coaching career in 1983, and has spent the past 35 seasons building the Bears into one of the top programs in the country. Under Guttin, the Bears have won 61 percent of their games, averaging 35 victories a year and racking up 11 different 40-win seasons.

Guttin, who will enter the 2018 season sixth among active Division I head coaches in career victories, has been a part of the MSU baseball program as a player, assistant coach and head coach for 40 of the program's 54 years. He took the helm of Bears baseball at the start of the 1983 season, coinciding with the move of Missouri State athletics to Division I status. He inherited the reins of the program from its only previous head baseball coach, former Missouri State Director of Athletics Bill Rowe. Guttin ultimately helped stretch MSU's string of consecutive winning seasons to 32 in a row, easily the longest of any Missouri State athletics team. His 1,241 career wins are the most recorded by any head coach in the 110-year history of Missouri State athletics, and the Bears have finished in the top half of the conference race in all but four of his 35 seasons.

During Guttin's tenure, 121 Bears have signed professional contracts, including six first-round draft picks and 17 players who have advanced to the Major Leagues. Additionally, MSU has won 17 regular-season or conference tournament championships and made 10 NCAA Division I Tournament appearances, including nine in the last two decades.

In 2003, Guttin led the Bears to the NCAA Division I College World Series for the first time in school history, marking the only trip to Omaha by a Division I team from the state of Missouri since 1965. He has been a conference coach of the year 11 times and was selected as the American Baseball Coaches Association Division I Midwest Region Coach of the Year in both 1997 and 2003.

Guttin's pupils have produced results off the diamond as well. Missouri State baseball players have been recognized on the Valley's all-academic team 62 times since the inception of the honor in 1992. Additionally, seven Bears have garnered academic All-America honors on 12 different occasions under Guttin, including three-time selection Brian Mahaffey.

Missouri State is coming off its second NCAA Super Regional appearance and MVC regular-season title in three seasons. The Bears won their first 18 Valley games en route to the title, then captured their third overall NCAA Regional crown by knocking off Arkansas in the deciding game of the Fayetteville Regional. MSU saw its storybook season come to an end at the Fort Worth Super Regional, as TCU secured a fourth straight trip to Omaha with a two-game sweep of Guttin's Bears. Consensus All-America picks Jake Burger and Jeremy Eierman led a potent Bears lineup that paved the way to a 43-20 campaign, while Valley pitcher of the year Jake Fromson led a star-studded pitching staff and garnered All-America recognition of his own.

The 2015 season will go down as one of the more memorable campaigns for Guttin, who was inducted into both the Missouri Sports Hall of Fame and Springfield Area Sports Hall of Fame during the year. He also surpassed the 1,100 career victory mark early in MSU's record-setting season en route to earning his fifth MVC Coach of the Year nod. Under Guttin's guidance, the 2015 Bears set a program record with 49 victories and were ranked as high as No. 6 (*Baseball America*) in the nation while capturing the Valley's regular-season and postseason tournament titles. MSU went on to earn its ninth NCAA Division I postseason berth, sweeping the Springfield Regional at Hammons Field to advance to its second Super Regional appearance, where the Bears came up just one win shy of punching their ticket to the College World Series.

In 2001, Guttin led the Bears to their first-ever MVC regular-season championship and, in the process, dethroned perennial league powerhouse Wichita State. The Shockers had previously won outright or shared the Valley regular season crown in the previous 14 years, but the Bears posted a 22-10 record in 2001 and beat WSU by one game in the final league standings.

While the accomplishments of Guttin's teams on the field speak volumes about the success of his program, another dream came true in April 2004 when the Bears opened a sparkling 8,000-seat stadium just four blocks north of the Missouri State campus. The Bears finished the year ninth among NCAA Division I teams in attendance, playing only a portion of their home schedule at Hammons Field.

It was merely a coincidence that the crown jewel of the Missouri State baseball program came one year after the Bears exploded onto the national college baseball radar in the College World Series. But both events show the growth of college baseball in the Ozarks and the amount of community and administrative support the program had received in the last several years. With the continued support of the MSU community, Guttin has led the Bears' efforts in numerous charitable endeavors, including the program's annual Price Cutter Celebrity Golf Classic, proceeds from which have been committed to Champion Athletes of the Ozarks in each of the last 20 years. MSU's popular First Pitch and Reunion Night has also been a positive force for both the Bears and a variety of local charitable organizations. The preseason kickoff event has benefited entities such as the Miracle League Ball Field, Care to Learn, Boys and Girls Clubs and the Wounded Warrior Project.

The Bears have finished lower than third in the league standings just nine times since Guttin took over. Guttin directed Missouri State to six straight league titles in Mid-Continent play from 1984 through 1989. He has given MSU its first three Valley postseason tournament championships in 1996, 1997 and 2015. He was voted the MVC Coach of the Year in 1993, 2001, 2003, 2008, 2015 and 2017 and was selected the American Baseball Coaches Association Division I Midwest Region Coach of the Year in 1997 and 2003.

Guttin had two notable seasons as the Missouri State second baseman, coming from Mineral Area College. He earned MIAA all-conference honorable mention in 1977 as the Bears made their first NCAA Division II tournament appearance in seven years.

A University City native, Guttin finished his undergraduate degree at the University of Missouri-St. Louis in 1978, and earned his master's degree in 1984 at Truman State. He and his wife, Marianne, have three daughters; Lauren, Lindsey and Samantha.

GUTTIN'S COACHING RECORD

Year	Team	W-L	Pct.	Conf.	Pct.
1983	Missouri State	32-11	.744	---	---
1984	Missouri State	35-22	.614	---	---
1985	Missouri State	24-16	.600	5-3	.625
1986	Missouri State	47-14	.770	11-1	.917
1987	Missouri State	38-14	.731	7-3	.700
1988	Missouri State	41-17	.707	12-0	1.000
1989	Missouri State	41-10	.804	8-2	.800
1990	Missouri State	42-15	.737	11-0	1.000
1991	Missouri State	40-22	.645	14-10	.583
1992	Missouri State	31-23	.574	10-11	.476
1993	Missouri State	32-23	.582	14-6	.700
1994	Missouri State	31-23	.574	13-7	.650
1995	Missouri State	37-21	.638	18-13	.581
1996	Missouri State	32-25	.561	18-11	.621
1997	Missouri State	35-25	.583	16-10	.625
1998	Missouri State	32-21	.604	19-13	.594
1999	Missouri State	38-19	.667	18-11	.621
2000	Missouri State	24-33	.421	15-17	.468
2001	Missouri State	36-22	.621	22-10	.688
2002	Missouri State	43-21	.672	19-13	.594
2003	Missouri State	40-26	.606	19-11	.633
2004	Missouri State	31-28	.525	19-12	.613
2005	Missouri State	26-29	.473	10-14	.417
2006	Missouri State	33-22	.600	15-8	.652
2007	Missouri State	23-34	.404	7-17	.292
2008	Missouri State	40-17	.702	18-6	.750
2009	Missouri State	34-20	.630	17-5	.773
2010	Missouri State	21-34	.382	6-15	.286
2011	Missouri State	33-23	.589	11-9	.550
2012	Missouri State	40-22	.645	13-7	.650
2013	Missouri State	31-23	.574	12-9	.571
2014	Missouri State	26-31	.456	9-12	.429
2015	Missouri State	49-12	.803	18-3	.857
2016	Missouri State	38-21	.644	7-13	.650
2017	Missouri State	43-20	.683	18-1	.947
2018	Missouri State	22-8	.733	5-1	.833
Totals		1,241-767	.618	454-370	.551

GUTTIN'S MILESTONE VICTORIES

Win	Date	Result (Site)
1	3/5/83	MSU 8, Indiana State 2 (Meador Park)
100	3/11/86	MSU 7, Jacksonville 5 (Jacksonville, Fla.)
200	4/16/88	MSU 4, Eastern Illinois 2 (Charleston, Ill.)
300	5/13/90	MSU 9, Eastern Illinois 2 (Chicago, Ill.)
*395	5/1/93	MSU 9, UNI 2 (Meador Park)
400	5/9/93	MSU 7, Wichita State 6 (Meador Park)
500	5/17/96	MSU 8, Wichita State 7 (Wichita, Kan.)
600	4/24/99	MSU 13, UNI 7 (Meador Park)
700	5/4/02	MSU 5, Wichita State 1 (Wichita, Kan.)
800	5/11/05	MSU 15, Kansas 6 (Hammons Field)
900	5/11/08	MSU 7, Middle Tennessee 6 (Hammons Field)
1,000	3/3/12	MSU 3, Northwestern State 2 (Natchitoches, La.)
1,100	3/17/15	MSU 10, Little Rock 3 (Hammons Field)
1,200	4/18/17	MSU 5, Missouri 3 (Columbia, Mo.)

*Surpassed Bill Rowe for the all-time MSU record for coaching victories

GUTTIN'S CAREER HIGHLIGHTS

- Nine regular-season conference titles (1986, 1988, 1989, 1990, 2001, 2003, 2009, 2015, 2017)
- Nine conference tournament championships (1984, 1985, 1986, 1987, 1988, 1989, 1996, 1997, 2015)
- Ten NCAA Regional berths (1987, 1995, 1996, 1997, 1999, 2002, 2003, 2012, 2015, 2017)
- Three NCAA Super Regional berths (2003, 2015, 2017)
- 2003 College World Series berth
- Mentored 29 All-Americans as head coach
- Coached 116 professional signees, including 17 Major Leaguers
 - Ryan Howard - 2005 NL Rookie of the Year and 2006 NL MVP
 - Bill Mueller - 2003 AL Batting Champion
- Coached 88 first-team all-conference selections, eight league players of the year and seven league pitchers of the year
- Six-time Mid-Continent Conference Coach of the Year (1984-89)
- Six-time Missouri Valley Conference Coach of the Year (1993, 2001, 2003, 2008, 2015, 2017)
- Two-time ABCA/NCAA Regional Coach of the Year

MISSOURI STATE BASEBALL

Games 31-33 | No. 24 MISSOURI STATE BEARS (22-8) vs. No. 7 OREGON STATE BEAVERS (24-6) | April 13-14 | Springfield, Mo. | Hammons Field (8,000) | KBFL AM/FM | ESPN/ESPN+

ALPHABETICAL ROSTER

No.	Player	Yr.	Pos.	B-T	Ht.	Wt.	Hometown (Previous School)
41	Michael Briggs	So.	C	R-R	6-2	225	Lee's Summit, Mo. (Archbishop O'Hara HS)
18	Matt Brown	Sr.	IF	R-R	6-2	220	St. Louis, Mo. (St. John Vianney HS/Jefferson College)
36	Ty Buckner	Fr.	RHP	R-R	6-1	190	St. Louis, Mo. (Ladue Horton Watkins HS)
10	Dylan Coleman	Jr.	RHP	R-R	6-6	240	Potosi, Mo. (Potosi HS)
43	Mason Dickemann	Fr.	RHP	R-R	6-3	170	Ozark, Mo. (Springfield Catholic HS)
23	Jack Duffy	So.	OF	L-R	5-10	190	Kansas City, Mo. (Staley HS)
11	Jeremy Eierman	Jr.	IF	R-R	6-1	205	Warsaw, Mo. (Warsaw HS)
26	Sam Faith	Fr.	IF	B-R	6-3	195	St. Charles, Ill. (St. Charles North HS)
17	Jordan Fitzpatrick	Fr.	IF/OF	L-R	6-0	185	Rogersville, Mo. (Logan-Rogersville HS)
16	Jake Fromson	Sr.	RHP	R-R	5-11	200	Lee's Summit, Mo. (Lee's Summit HS/Kansas State University)
4	Logan Geha	So.	C	R-R	5-11	190	Lee's Summit, Mo. (Lee's Summit West HS)
40	Zach Gibbs	Fr.	RHP	R-R	6-1	190	Wentzville, Mo. (Holt HS)
25	Jake Hausmann	Fr.	RHP	R-R	6-6	225	St. Charles, Mo. (CBC HS)
29	Austin Knight	Sr.	RHP	R-R	6-3	215	Lebanon, Mo. (Lebanon HS)
21	Jake Lochner	Jr.	LHP	L-L	5-11	200	Sullivan, Mo. (Sullivan HS)
19	Tyler McAlister	So.	RHP	R-R	6-5	195	Waterloo, Ill. (Waterloo HS)
12	Max McGuire	Fr.	C	R-R	6-3	220	Lincoln, Neb. (Southwest HS)
8	Robbie Merced	Fr.	IF	R-R	6-1	170	Springfield, Mo. (Kickapoo HS)
24	Drew Millas	So.	C	B-R	6-2	205	Swansea, Ill. (Belleville East HS)
50	Alex Moore	So.	RHP	R-R	6-7	245	Mountain Grove, Mo. (Mountain Grove HS)
32	John Privitera	So.	IF	L-R	5-8	170	Lee's Summit, Mo. (Lee's Summit West HS)
31	Landan Ruff	Sr.	OF	R-R	6-2	215	Springfield, Mo. (Parkview HS)
33	Matt Russell	Fr.	RHP	R-R	6-2	190	Kansas City, Mo. (Staley HS)
13	Davis Schwab	Jr.	LHP	L-L	6-4	215	Overland Park, Kan. (Blue Valley West HS/Johnson County CC)
14	Connor Sechler	Fr.	RHP	R-R	6-3	180	Bolivar, Mo. (Bolivar HS)
5	Ryan Skalnik	Sr.	IF	R-R	6-1	195	Owasso, Okla. (Verdigris HS/Northwest Mississippi CC)
7	Hunter Steinmetz	Jr.	OF	L-L	5-9	185	Springfield, Mo. (Parkview HS)
45	Ben Whetstone	So.	IF	L-R	6-6	240	Overland Park, Kan. (Rockhurst HS)
35	Logan Wiley	So.	RHP	R-R	6-0	170	Springfield, Mo. (Kickapoo HS/Kansas State University)
27	Nate Witherspoon	So.	LHP	L-L	6-4	210	Eureka, Mo. (Eureka HS)
44	Dennis Yingling	Fr.	LHP	L-L	6-1	205	St. Louis, Mo. (Lindbergh HS)
1	Brooks Zimmerman	Jr.	OF/IF	R-R	6-2	210	Stillwater, Okla. (Stillwater HS/Cowley Co. CC)

Head Coach: Keith Guttin

Assistant Coaches: Paul Evans, Matt Lawson

Volunteer Assistant Coach: Joe Lincoln

Graduate Managers: Matt Fultz, Alex Jefferson, Geoff Jimenez

Student Assistant: Aaron Meyer

Director of Operations: Tyler Jeske

Athletic Trainer: Jim Penkalski

ROSTER BREAKDOWN

Seniors (5): Matt Brown, Jake Fromson, Austin Knight, Landan Ruff, Ryan Skalnik.

Juniors (6): Dylan Coleman, Jeremy Eierman, Jake Lochner, Davis Schwab, Hunter Steinmetz, Brooks Zimmerman.

Sophomores (10): Michael Briggs, Jack Duffy, Logan Geha, Tyler McAlister, Drew Millas, Alex Moore, John Privitera, Ben Whetstone, Logan Wiley, Nate Witherspoon.

Freshmen (11): Ty Buckner, Mason Dickemann, Sam Faith, Jordan Fitzpatrick, Zach Gibbs, Jake Hausmann, Max McGuire, Robbie Merced, Matt Russell, Connor Sechler, Dennis Yingling.

Infielders (8): Matt Brown, Jeremy Eierman, Sam Faith, Jordan Fitzpatrick, Robbie Merced, John Privitera, Ryan Skalnik, Ben Whetstone.

Outfielders (4): Jack Duffy, Landan Ruff, Hunter Steinmetz, Brooks Zimmerman.

Catchers (4): Michael Briggs, Logan Geha, Max McGuire, Drew Millas.

Pitchers (16): Ty Buckner, Dylan Coleman, Mason Dickemann, Jake Fromson, Zach Gibbs, Jake Hausmann, Austin Knight, Jake Lochner, Tyler McAlister, Alex Moore, Matt Russell, Davis Schwab, Connor Sechler, Logan Wiley, Nate Witherspoon, Dennis Yingling.

NUMERICAL ROSTER

No.	Player	Pos.
1	Brooks Zimmerman	OF/IF
4	Logan Geha	C
5	Ryan Skalnik	IF
7	Hunter Steinmetz	OF
8	Robbie Merced	IF
10	Dylan Coleman	RHP
11	Jeremy Eierman	IF
12	Max McGuire	C
13	Davis Schwab	LHP
14	Connor Sechler	RHP
16	Jake Fromson	RHP
17	Jordan Fitzpatrick	IF/OF
18	Matt Brown	IF
19	Tyler McAlister	RHP
21	Jake Lochner	LHP
23	Jack Duffy	OF
24	Drew Millas	C
25	Jake Hausmann	RHP
26	Sam Faith	IF
27	Nate Witherspoon	LHP
29	Austin Knight	RHP
31	Landan Ruff	OF
32	John Privitera	IF
33	Matt Russell	RHP
35	Logan Wiley	RHP
36	Ty Buckner	RHP
40	Zach Gibbs	RHP
41	Michael Briggs	C
43	Mason Dickemann	RHP
44	Dennis Yingling	LHP
45	Ben Whetstone	IF
50	Alex Moore	RHP

Head Coach

2.....Keith Guttin

Assistant Coaches

3.....Matt Lawson (3rd Base)

28.....Paul Evans (Pitching)

Volunteer Assistant Coach

38.....Joe Lincoln

Student Assistant

34.....Aaron Meyer (1st Base)

Graduate Managers

Matt Fultz

Alex Jefferson

Geoff Jimenez

Director of Operations

Tyler Jeske

Athletic Trainer

Jim Penkalski


PRONUNCIATION GUIDE

Mason Dickemann..... DICK • mun
 Jeremy Eierman IRE • mun
 Jake Fromson FRAWM • sin
 Logan Geha..... GEE • uh
 Keith Guttin rhymes with 'button'
 Jake Hausmann..... HOUSE • mun
 Jake Lochner..... LOCK • nur
 Robbie Merced mur • SAID
 John Privitera..... pri (long 'i') • vuh • TEER • uh
 Connor Sechler..... SECK • lur
 Hunter Steinmetz..... STINE • mets
 Ben Whetstone..... WET • stone
 Dennis Yingling..... YENG • ling

MISSOURI STATE BASEBALL

Games 31-33 | No. 24 MISSOURI STATE BEARS (22-8) vs. No. 7 OREGON STATE BEAVERS (24-6) | April 13-14 | Springfield, Mo. | Hammons Field (8,000) | KBFL AM/FM | ESPN/ESPN+

TV/RADIO ROSTER



1 Brooks Zimmerman
OF/IF - Jr. - R/R
Stillwater, Okla.



4 Logan Cocha
C - So. - R/R
Lee's Summit, Mo.



5 Ryan Skalik
IF - Jr. - R/R
Owasso, Okla.



7 Hunter Steinmetz
OF - Jr. - L/L
Springfield, Mo.



8 Robbie Morced
IF - Fr. - R/R
Springfield, Mo.




10 Dylan Coleman
RHP - Jr. - R/R
Potosi, Mo.




11 Jeremy Elerman
IF - So. - R/R
Warsaw, Mo.



12 Max McGuire
C - Fr. - R/R
Lincoln, Neb.




13 Davis Schwab
LHP - Jr. - L/L
Overland Park, Kan.



14 Connor Sechler
RHP - Fr. - R/R
Bolivar, Mo.




16 Jake Fromson
RHP - Sr. - R/R
Lee's Summit, Mo.



17 Jordan Fitzpatrick
IF - Fr. - L/R
Rogersville, Mo.




18 Matt Brown
IF - Sr. - R/R
St. Louis, Mo.




19 Tyler McAllister
RHP - So. - R/R
Waterloo, Ill.



21 Jake Lochner
LHP - Jr. - L/L
Sullivan, Mo.




23 Jack Duffy
OF - So. - L/R
Kansas City, Mo.



24 Drew Millas
C - So. - S/R
Swansea, Ill.



25 Jake Hausmann
RHP - Fr. - R/R
St. Charles, Mo.



26 Sam Faith
IF - Fr. - S/R
St. Charles, Ill.



27 Nate Witherspoon
LHP - So. - L/L
Eureka, Mo.



29 Austin Knight
RHP - Sr. - R/R
Lebanon, Mo.



31 Landon Ruff
OF - Sr. - R/R
Springfield, Mo.



32 John Privitera
IF - So. - L/R
Lee's Summit, Mo.



33 Matt Russell
RHP - Fr. - R/R
Kansas City, Mo.



35 Logan Wiley
RHP - So. - R/R
Springfield, Mo.



36 Ty Buckner
RHP - Fr. - R/R
St. Louis, Mo.



40 Zach Gibbs
RHP - Fr. - R/R
Wentzville, Mo.




41 Michael Briggs
C - So. - R/R
Lee's Summit, Mo.



43 Mason Dickmann
RHP - Fr. - R/R
Ozark, Mo.



44 Dennis Yingling
LHP - Fr. - L/L
St. Louis, Mo.



45 Ben Whetstone
IF - So. - L/R
Overland Park, Kan.



50 Alex Moore
RHP - So. - R/R
Mountain Grove, Mo.



2 Keith Guttin
Head Coach



3 Matt Lawson
Assistant Coach



28 Paul Evans
Assistant Coach



38 Joe Lincoln
Volunteer
Assistant Coach