

# MISSOURI STATE

2003 NCAA College World Series • 10 NCAA Regional Appearances • 38 All-Americans • 19 Major Leaguers

Eric Doennig, MSU Athletics Communications (Primary Contact) | O: (417) 836-4586 | C: (417) 827-5327 | EricDoennig@MissouriState.edu | MissouriStateBears.com | @MSUBearBaseball | MissouriStBears

## 2018 SCHEDULE

### February (4-2)

16	vs. Texas Southern <sup>s</sup>	W, 8-2
16	at Lamar <sup>s</sup>	W, 11-2
17	vs. Lamar <sup>s</sup>	L, 0-8
18	vs. Texas Southern <sup>s</sup>	W, 6-5
25	at Central Arkansas	L, 0-1 (10)
25	at Central Arkansas	W, 5-2
27	at Oral Roberts	PPD

### March (12-2)

2	vs. St. Joseph's <sup>®</sup>	L, 3-6
3	at (24) ECU <sup>®</sup>	W, 7-4
4	vs. Pepperdine <sup>®</sup>	W, 8-7
7	OKLAHOMA STATE	L, 8-10
9	ARKANSAS STATE	3:00 p.m.
10	ARKANSAS STATE	2:00 p.m.
11	ARKANSAS STATE	1:00 p.m.
13	ORAL ROBERTS	3:00 p.m.
14	vs. Iowa <sup>*</sup>	4:00 p.m.
17	vs. Seton Hall <sup>®</sup>	1:00 p.m.
17	at Oklahoma State	6:00 p.m.
20	SOUTHEAST MISSOURI STATE	3:00 p.m.
21	MURRAY STATE	3:00 p.m.
23	CSUN	3:00 p.m.
24	CSUN	2:00 p.m.
25	CSUN	12:00 p.m.
27	at Kansas	6:05 p.m.
30	at Indiana State <sup>*</sup>	5:30 p.m.
31	at Indiana State <sup>*</sup>	1:00 p.m.

### April

1	at Indiana State <sup>*</sup>	12:00 p.m.
3	vs. Missouri <sup>®</sup>	6:30 p.m.
6	EVANSVILLE <sup>*</sup>	6:30 p.m.
7	EVANSVILLE <sup>*</sup>	2:00 p.m.
8	EVANSVILLE <sup>*</sup>	1:00 p.m.
10	MISSOURI	6:30 p.m.
13	OREGON STATE (DH)	11:00 a.m.
14	OREGON STATE	6:30 p.m.
17	at Arkansas	6:35 p.m.
20	ILLINOIS STATE <sup>*</sup>	6:30 p.m.
21	ILLINOIS STATE <sup>*</sup>	2:00 p.m.
22	ILLINOIS STATE <sup>*</sup>	1:00 p.m.
24	at Missouri	7:30 p.m.
27	at Bradley <sup>*</sup>	6:00 p.m.
28	at Bradley <sup>*</sup>	2:00 p.m.
29	at Bradley <sup>*</sup>	1:00 p.m.

### May

2	KANSAS	6:30 p.m.
4	at Valparaiso <sup>*</sup>	3:00 p.m.
5	at Valparaiso <sup>*</sup>	1:00 p.m.
6	at Valparaiso <sup>*</sup>	1:00 p.m.
11	SOUTHERN ILLINOIS <sup>*</sup>	6:30 p.m.
12	SOUTHERN ILLINOIS <sup>*</sup>	2:00 p.m.
13	SOUTHERN ILLINOIS <sup>*</sup>	1:00 p.m.
17	at DBU <sup>*</sup>	6:30 p.m.
18	at DBU <sup>*</sup>	6:30 p.m.
19	at DBU <sup>*</sup>	2:00 p.m.
23-26	MVC Baseball Championship <sup>®</sup>	TBA

Home games played at Hammons Field in BOLD CAPS; \*MVC game;  
<sup>s</sup> Cardinal Classic (Beaumont, Texas); <sup>®</sup> Keith LeClair Classic (Greenville, N.C.); <sup>\*</sup> at Kansas City, Mo.  
<sup>®</sup> at Stillwater, Okla.; & at Busch Stadium (St. Louis, Mo.); # at Horner Ballpark (Dallas, Texas)



### MISSOURI STATE BEARS (6-4)

Conference.....Missouri Valley  
 Head Coach.....Keith Guttin  
 Alma Mater.....Missouri-St. Louis  
 Career Record.....1,225-763 (36th year)  
 Record at MSU.....same

### GAME INFORMATION

Site.....Springfield, Mo..  
 Stadium.....Hammons Field (8,000)  
 Fri., March 9.....3 p.m.  
 MSU.....RHP Dylan Coleman (2-0, 1.71 ERA)  
 ASU.....RHP Brady Welsh (1-0, 0.57 ERA)  
 Sat., March 10.....2 p.m.  
 MSU.....RHP Ty Buckner (0-1, 3.00 ERA)  
 ASU.....LHP Coulton Lee (1-1, 7.84 ERA)  
 Sun., March 11.....1 p.m.  
 MSU.....RHP Austin Knight (0-0, 2.08 ERA)  
 ASU.....RHP Peyton Culbertson (1-1, 3.46 ERA)  
 Series History.....MSU leads 42-22  
 Radio.....KBFL AM/FM (Art Hains)  
 Live Stats.....MissouriStateBears.com  
 Twitter.....@MSUBearBaseball



### ARKANSAS STATE RED WOLVES (6-3)

Conference.....Sun Belt  
 Head Coach.....Tommy Raffo  
 Alma Mater.....Mississippi State  
 Career Record.....264-259-1 (10th year)  
 Record at ASU.....same

## PRIME 9

- The **Missouri State Bears** will continue a five-game home stand this weekend when they entertain the **Arkansas State Red Wolves** in a three-game set at Hammons Field
- The Bears hold a 42-22 lead in their series with ASU which dates back to Missouri State's inaugural season of 1964; MSU has dominated the series since 2012, winning seven of the last eight meetings, and holds a 19-8 edge in Springfield vs. the Red Wolves, including an 8-4 mark at Hammons Field
- Junior right-hander **Dylan Coleman** ranks 15th on the Bears' career strikeouts list with 216, five behind Clay Murphy in the No. 14 spot; he also needs 10 more K's to crack the top 10 (currently shared by Aaron Meade and Dave Dickensheet)
- The Bears have posted a 75-31 (.708) regular-season non-conference mark over the last three seasons and have won 30 of their last 40 non-conference home games
- Preseason All-America pick **Jeremy Eierman** has rebounded from a sluggish start to hit .538 (7-for-13) over the last three games, reaching base safely in 10 of his last 13 plate appearances; the junior shortstop has also swiped five of his team-leading six bags in his last four contests
- The Bears lead the MVC in team ERA (3.29) and double plays turned (9); Coleman paces the circuit with 28 strikeouts, while freshman reliever **Matt Russell** shares the Valley lead in both saves (2) and games finished (5)
- Sophomore designated hitter **Drew Millas** earned MVC Player of the Week recognition Monday after going 7-for-9 with five RBIs over the weekend to help the Bears to the Keith LeClair Classic title; Millas, who ranks fourth overall in the MVC in hitting (.441), has hit .588 (10-for-17) with eight RBIs over his current career-best five-game hit streak
- MSU's roster features four different returners from last year's 43-20 MVC regular-season and NCAA Regional championship squad who have earned All-America recognition during their respective careers, led by 2017 honorees Eierman and **Jake Fromson**, as well as 2016 Freshman All-America picks **Hunter Steinmetz** and Coleman
- Missouri State has 63 combined come-from-behind victories over the last three-plus seasons, including four through its first 10 contests of the 2018 campaign

## AROUND THE HORN

Pos.	Player	Ht.	Wt.	Class	B/T	G/GS	BA/OBP/SLG	HR/RBI	Notes				
DH	Drew Millas	6-2	205	So.	B/R	10/10	.441/.512/.500	0/11	.588 BA during current 5 game hit streak				
C	Logan Geha	5-11	190	So.	R/R	10/10	.148/.361/.148	0/4	Career-high 2 RBIs vs. TSU (2/16)				
1B	Ben Whetstone	6-6	240	So.	L/R	10/10	.250/.372/.333	1/4	Reached safely in all 10 contests to date				
2B	John Privitera	5-8	170	So.	L/R	10/10	.263/.404/.368	0/6	Hit .313/.452/.344 in MVC play last spring				
SS	Jeremy Eierman	6-1	205	Jr.	R/R	10/10	.256/.383/.436	1/6	Reached safely in 10 of last 13 PA				
3B	Matt Brown	6-2	220	Sr.	R/R	10/7	.150/.227/.200	0/1	Career-best 2 H, 2 R vs. Lamar (2/16)				
LF	Landan Ruff	6-2	215	Sr.	R/R	9/3	.182/.400/.364	0/2	Career highs for H, R, RBI in 2017				
CF	Hunter Steinmetz	5-9	185	Jr.	L/L	10/10	.282/.356/.436	0/8	Career-best 4 RBIs vs. OSU (3/7)				
RF	Jack Duffy	5-10	190	So.	L/R	10/10	.216/.293/.405	1/5	GWRBIs in each of MSU's wins last week				
OF	Brooks Zimmerman	6-2	210	Jr.	R/R	9/6	.208/.269/.333	1/1	HR, 3 H vs. Lamar (2/16)				
OF	Jordan Fitzpatrick	6-0	185	Fr.	L/R	7/2	.182/.250/.182	0/0	Pinch single in win over Pepperdine (3/4)				
IF	Sam Faith	6-3	195	Fr.	B/R	7/2	.111/.273/.222	0/1	2B on first swing of MSU career (2/16)				
Pos.	Pitcher	Ht.	Wt.	Class	B/T	G/GS	W-L	Sv	IP	H	K/BB	BAA	ERA
RHP	Dylan Coleman	6-6	240	Jr.	R/R	3/3	2-0	0	21.0	11	28/10	.159	1.71
RHP	Austin Knight	6-3	215	Sr.	R/R	2/2	0-0	0	8.2	10	10/5	.294	2.08
RHP	Ty Buckner	6-1	190	Fr.	R/R	3/3	0-1	0	12.0	14	5/9	.298	3.00
RHP	Tyler McAlister	6-5	195	So.	R/R	2/2	0-0	0	9.1	10	11/4	.270	3.86
RHP	Jake Fromson	5-11	200	Sr.	R/R	0/0	0-0	0	0.0	0	0/0	.000	0.00
LHP	Nate Witherspoon	6-4	210	So.	L/L	4/0	0-0	0	5.0	4	3/4	.211	1.80
RHP	Logan Wiley	6-0	170	So.	R/R	7/0	1-2	1	11.2	15	12/2	.306	3.86
LHP	Davis Schwab	6-4	215	Jr.	L/L	2/0	1-0	0	2.0	4	2/1	.444	4.50
RHP	Connor Sechler	6-3	180	Fr.	R/R	5/0	1-1	0	11.1	9	10/6	.220	5.56
RHP	Matt Russell	6-2	190	Fr.	R/R	6/0	0-0	2	4.2	5	5/7	.263	7.71

# MISSOURI STATE BASEBALL

Games 11-13 | MISSOURI STATE BEARS vs. ARKANSAS STATE RED WOLVES | March 9-11, 2018 | Springfield, Mo. | Hammons Field (8,000) | KBFL AM/FM

## MISSOURI STATE QUICK FACTS

Founded.....	1905
Location.....	Springfield, Mo.
Address.....	901 S. National Ave.
.....	Springfield, MO 65897
Web Site.....	MissouriState.edu
Switchboard.....	(417) 836-5000
President.....	Cliff Smart
Enrollment.....	26,216
Nickname.....	Bears
School Colors.....	Maroon and White
National Affiliation.....	NCAA Division I
Conference.....	Missouri Valley Conference
Director of Athletics.....	Kyle Moats
Faculty Athletics Representative.....	James Hutter
Tickets.....	(417) 836-7678, (888) 476-7849
.....	MissouriStateBears.com/Tickets

## Stadium

Home Facility.....	Hammons Field
Opened.....	2004
Capacity.....	8,000
Surface.....	Natural Grass
Dimensions.....	LF-315/LC-365/CF-400/RC-365/RF-330
Press Box Phone.....	(417) 832-3029

## Baseball Staff

Head Coach.....	Keith Guttin
.....	(Missouri-St. Louis, '78)
MSU Record.....	1,225-763
.....	(36th year at MSU)
Overall Record.....	1,225-763
.....	(36th year overall)
Assistant Coach.....	Paul Evans
.....	(Southern Illinois, '81)
Assistant Coach.....	Matt Lawson
.....	(Missouri State, '15)
Volunteer Assistant Coach.....	Joe Lincoln
Graduate Managers.....	Matt Fultz
.....	Alex Jefferson
.....	Geoff Jimenez
Student Assistant.....	Aaron Meyer
Director of Operations.....	Tyler Jeske
Athletic Trainer.....	Jim Penkalski
Strength & Conditioning Coordinator.....	Jeremiah Frey

## Team Information

2017 Overall Record.....	43-20
2017 MVC Record (Finish).....	18-1 (1st)
Postseason.....	NCAA Fayetteville Regional champion;
.....	NCAA Fort Worth Super Regional runner-up
Lettermen Returning/Lost.....	18/11
Starters Returning/Lost.....	4/5
Pitchers Returning/Lost.....	8/5
Newcomers.....	15

## History

First Season.....	1964
All-Time Record (55 seasons).....	1,619-993-1
All-Time at Hammons Field (15 seasons).....	232-120
All-Time NCAA D-I Tournament Record.....	21-22 (10 app.)
MVC Regular-Season Championships.....	5
MVC Tournament Championships.....	3

## Athletics Communications

Location.....	Hammons Student Center, Room 300
Shipping Address.....	901 S. National Avenue
.....	Springfield, MO 65897
Assistant Director (Primary Baseball Contact).....	Eric Doennig
Office Phone.....	(417) 836-4584
Cell Phone.....	(417) 827-5327
Email.....	EricDoennig@MissouriState.edu
Assistant A.D. for Communications.....	Rick Kindhart
Assistant Director.....	Ben Adamson
Social Media/Graphic Design Assistant.....	Bridgette Robles
Assistant.....	Kevin Kane
Graduate Assistants.....	Shannon Carrico, Emily McMillan
Athletics Web Site.....	MissouriStateBears.com
Twitter.....	@MSUBearBaseball
Instagram.....	@MSUBearBaseball
Facebook.....	MissouriStBears/MSUBearsBaseball

## LEADING OFF

The **Missouri State Bears** continue a five-game home stand this weekend with a three-game non-conference series against the **Arkansas State Red Wolves** at Hammons Field. The Bears and Red Wolves will open the set with a 3 p.m. contest Friday (March 9), before squaring off in single games again Saturday (2 p.m.) and Sunday (1 p.m.).

The Bears (6-4) had little trouble generating scoring opportunities throughout their home opener with Oklahoma State on Tuesday. MSU out-hit the Cowboys by an 11-8 margin, in addition to drawing 10 free passes from OSU pitchers. But, despite building a 6-0 lead, MSU stumble to a 10-8 setback, thanks in part to leaving 17 men on base.

Arkansas State (6-3) enters the series as winners of five of its previous six outings, after dropping an opening-weekend series with Missouri Valley Conference foe Illinois State. The Red Wolves claimed a 13-5 midweek victory over UT Martin on Tuesday to run their season-best win streak to three games.

## SERIES HISTORY

One of the Bears' longest-standing rivalries, Missouri State holds a 42-22 all-time advantage in its series with Arkansas State which dates back to MSU's inaugural varsity season of 1964. The Bears have taken each of the last four meetings in the series, including a 13-0 white-washing of the Red Wolves in Jonesboro last March. MSU's offense has been locked in against ASU over its four-game win streak in the series, averaging 9.8 runs per outing, including 28 total tallies in the last two matchups alone.

The Bears have been successful at home vs. ASU with a 19-8 all-time edge in Springfield. Since moving to Hammons Field in 2004, the Bears have claimed eight of the 12 meetings overall, including four in a row and six of the last seven over the last decade.

### MSU AT HAMMONS FIELD

Year	Games/ Dates	Total Att.	Avg. Att.	W-L	Pct.
2004	19/15	71,297	4,753	10-9	.526
2005	28/28	38,394	1,371	17-11	.607
2006	26/25	25,407	1,016	16-10	.615
2007	29/28	29,027	1,037	15-14	.517
2008	26/24	15,605	650	21-5	.808
2009	25/24	19,102	796	17-8	.680
2010	25/23	13,057	568	14-11	.560
2011	23/22	12,732	579	18-5	.783
2012	28/27	19,116	708	19-9	.679
2013	23/21	11,552	550	14-9	.609
2014	19/18	12,195	677	9-10	.474
2015	22/22	38,800	1,764	19-3	.864
2016	30/29	26,626	918	22-8	.733
2017	28/27	28,691	1,062	21-7	.750
2018	1/1	524	524	0-1	.000
Totals	352/334	362,125	1,085	232-120	.659

### HAMMONS FIELD TOP CROWDS

Att.	Date	Opponent
9,017	April 2, 2004	Southern Illinois
8,312	April 14, 2004	Missouri
6,756	May 30, 2015	Canisius
6,497	April 28, 2015	Missouri
6,264	May 7, 2004	Illinois State
5,984	April 3, 2004	Southern Illinois
5,656	May 31, 2015	Iowa
5,490	May 18, 2004	Arkansas State
5,351	April 25, 2017	Missouri
5,211	May 30, 2015	Iowa
5,188	April 27, 2004	Kansas
4,723	April 4, 2004	Southern Illinois
4,619	May 8, 2004	Illinois State
4,077	April 12, 2016	Missouri
3,892	May 2, 2006	Missouri
3,812	May 26, 2004	Southern Illinois
3,712	April 17, 2007	Missouri

## SERIES SUMMARY

All-Time Record vs. Oklahoma State.....	42-22
Home.....	19-8
Road.....	21-13
Neutral.....	2-1
Current Streak.....	W4
Last 10 Meetings.....	7-3
3/17/10.....	Springfield.....L, 4-5
3/9/11.....	Jonesboro.....L, 5-6
4/3/12.....	Springfield.....W, 5-2
4/4/12.....	Springfield.....W, 12-4
3/12/13.....	Jonesboro.....W, 6-2
3/13/13.....	Jonesboro.....L, 5-7
3/26/14.....	Springfield.....W, 5-4
3/11/15.....	Jonesboro.....W, 6-3
3/22/16.....	Springfield.....W, 15-11
3/1/17.....	Jonesboro.....W, 13-0
MSU vs. Sun Belt Conference.....	66-37
Keith Guttin vs. Arkansas State.....	39-19

## HOLDING SERVE AT HAMMONS

Missouri State opened its 2018 home slate this week looking to extend a recent home-field advantage of unprecedented proportions in the history of the MSU program. The Bears have logged their top two single-season home win totals over the last two years, going 21-7 at home last spring, following a Hammons Field record 22 victories in 2016. In 2015, MSU posted its best-ever showing at Hammons with a 19-3 (.864) mark, giving the Bears a combined 62-19 (.765) home record over the last three years.

## NON-CON DOMINATION

MSU has been nearly unstoppable against non-conference competition over the last three seasons, compiling a 75-30 (.714) record in regular-season games versus non-league foes since the start of the 2015 season.

The Bears, who have won 30 of their last 39 regular-season non-conference home games, have hit .297 as a team, while out-scoring their non-conference opponents by a 705-410 margin at Hammons Field. MSU has hit 107 homers against non-league opponents over the same stretch.

## OFF AND RUNNING

As part of their 6-3 start to the season, the Bears locked up their eighth-consecutive .500 or better month of February. Since the start of the 2011 season, Missouri State has gone a combined 43-15 (.741) in February, including a cumulative 28-8 (.778) mark over the last five seasons.

MSU has been even better in the month of March, which has traditionally been the Bears' most successful month. MSU has gone 37-18 in March over the last three years and has logged 15 winning months of March since 2001. Overall, MSU has posted a .632 March winning percentage and finished .500 or better in the month 45 times in 54 years as a varsity program.

# MISSOURI STATE BASEBALL

Games 11-13 | MISSOURI STATE BEARS vs. ARKANSAS STATE RED WOLVES | March 9-11, 2018 | Springfield, Mo. | Hammons Field (8,000) | KBFL AM/FM

## 2018 MVC STANDINGS

Team	Overall	Pct.	MVC	Pct.
Bradley	8-1	.889	0-0	.000
Missouri State	6-4	.600	0-0	.000
Illinois State	5-4	.556	0-0	.000
DBU	6-5	.545	0-0	.000
Indiana State	6-5	.545	0-0	.000
Evansville	5-5	.500	0-0	.000
Southern Illinois	5-8	.385	0-0	.000
Valparaiso	4-8	.333	0-0	.000

## THIS WEEK IN THE VALLEY

### Friday, March 9

Arkansas State at Missouri State (3 p.m.)  
Northern Illinois at Southern Illinois (3 p.m.)  
Bradley at Jacksonville (5 p.m.)  
Evansville at FGCU (5:30 p.m.)  
Oral Roberts at DBU (6:30 p.m.)  
Illinois State at Washington (8 p.m.)  
Valparaiso at Loyola Marymount (8 p.m.)

### Saturday, March 10

Western Illinois at Indiana State (12 p.m.)  
Evansville at FGCU (1 p.m.)  
Oral Roberts at DBU (2 p.m.)  
Arkansas State at Missouri State (2 p.m.)  
Northern Illinois at Southern Illinois (2 p.m.)  
Valparaiso at Loyola Marymount (3 p.m.)  
Illinois State at Washington (4 p.m.)  
Bradley at Jacksonville (5 p.m.)

### Sunday, March 11

Evansville at FGCU (10 a.m.)  
Bradley at Jacksonville (12 p.m.)  
Western Illinois at Indiana State (12 p.m.)  
Oral Roberts at DBU (1 p.m.)  
Arkansas State at Missouri State (1 p.m.)  
Northern Illinois at Southern Illinois (1 p.m.)  
Illinois State at Washington (3 p.m.)  
Valparaiso at Loyola Marymount (3 p.m.)

## MVC PRESEASON POLL

No.	Team (First-place votes)	Points
1.	DBU (7)	63
2.	Missouri State (1)	57
3.	Indiana State	42
4.	Southern Illinois	35
5.	Illinois State	31
6.	Bradley	30
7.	Evansville	18
8.	Valparaiso	12

## PRESEASON ALL-MVC TEAM

Pos.	Player	Team
1B	Luke Mangieri	Bradley
2B	Connor Kopach	Southern Illinois
3B	Tim Millard	DBU
SS	Jeremy Eierman	Missouri State
C	Garrett Wolforth	DBU
UT	Andrew Ivelia	Bradley
DH	Dane Giesler	Indiana State
OF	Jameson Hannah	DBU
OF	Devlin Granberg	DBU
OF	Hunter Steinmetz	Missouri State
SP	Dylan Coleman	Missouri State
SP	Michael Baird	Southern Illinois
RP	Ryan Netemeyer	Southern Illinois
RP	Jake Fromson	Missouri State

## EIERMAN ON DECK

Junior shortstop **Jeremy Eierman** has been at the forefront of the conversation throughout the fall and leading into the preseason about the Bear with the most promising potential to follow in the footsteps of several recent high-end Major League Baseball Draft picks from Missouri State. Last year, fellow MSU infielder Jake Burger was picked 11th overall by the Chicago White Sox to become the highest-ranking Bears position player ever picked in the draft. In fact, the Bears have seen six players selected in the top 10 rounds of the MLB Draft over the last three seasons, including two first-rounders.

Eierman, a USA Baseball Collegiate National Team selection last summer, was a first-team All-America choice of the National Collegiate Baseball Writers Association, *D1Baseball.com* and *Perfect Game USA* after logging a breakthrough 2017 campaign for the Bears, both at the plate and in the middle of the MSU infield as one of the MVC's top defenders.

He became the third Bear in the last six seasons to be named the NCBWA's District VI most outstanding player and was a finalist for the Brooks Wallace Award, as well as a semifinalist for the NCBWA's Dick Howser Trophy.

The Warsaw, Mo., product shared the No. 5 spot nationally with 23 home runs after turning in an NCAA postseason to remember, helping the Bears to their third Division I Regional crown by hitting a pair of home runs in Missouri State's opening-round victory over Oklahoma State, as well as a tie-breaking two-run shot in the deciding game against Arkansas. Eierman homered for a fourth time in NCAA play in the Bears' opening game against TCU at the Fort Worth Super Regional as well and hit .333 overall in MSU's six postseason games. Eierman was a unanimous preseason All-America pick and was tabbed for USA Baseball's Golden Spikes Award watch list. He was also named the No. 9 college prospect for the 2018 MLB Draft, as well as the No. 17 overall prospect, by *Baseball America* prior to the start of the season.

## COLEMAN CLIMBING

Junior right-hander **Dylan Coleman** picked up his second mound victory of the season Saturday, with 7.0 solid innings at No. 24 ECU. Coleman, who allowed three runs on six hits and raised his Missouri Valley Conference-leading strikeout total to 28 on the year. He also hiked his MSU career total to 216 punchouts, passing Buddy Baumann to move into 15th on the program's all-time strikeout list.

### MSU SINGLE-SEASON STRIKEOUTS

No.	Player	Year	K's
1.	Matt Hall	2015	171
2.	Pierce Johnson	2012	119
3.	Chad Mulholland	2003	117
4.	Nick Petree	2012	114
5.	Jon Harris	2015	113
6.	Nick Petree	2013	111
7.	Ross Detwiler	2007	110
8.	Jarrod Mays	1995	107
9.	Dylan Coleman	2017	106
	John Rheinecker	2001	106

### MSU CAREER STRIKEOUTS

No.	Player	Years	K's
1.	Brad Ziegler	2000-03	330
2.	Nick Petree	2011-13	306
3.	Matt Hall	2013-15	275
4.	Brett Sinkbell	2004-06	256
5.	Jordan Knutson	2014-17	247
	Jarrod Mays	1994-96	247
7.	Ross Detwiler	2005-07	244
8.	Jon Harris	2013-15	243
9.	Pierce Johnson	2010-12	227
10.	Aaron Meade	2008-10	226
	Dave Dickensheet	1979-82	226
12.	Scott Geitz	1995-98	225
13.	Mike Whitley	1992-95	223
14.	Clay Murphy	2010-14	221
15.	Dylan Coleman	2016-pr	216
16.	Buddy Baumann	2007-09	215
17.	Grant Gordon	2010-13	206
18.	John Hardin	1996-00	204
	Ken Watkins	1967-70	204
20.	Jeff Gray	2001-04	203
21.	Sam Perez	2013-16	201
22.	Tim Clubb	2007-09	200

## 2018 HONORS

### Dylan Coleman

• Preseason All-MVC

### Jeremy Eierman

• USA Baseball Golden Spikes Award Watch List  
• Baseball America Preseason All-America (first team)  
• D1Baseball Preseason All-America (first team)  
• Perfect Game Preseason All-America (first team)  
• Collegiate Baseball Preseason All-America (first team)  
• NCBWA Preseason All-America (second team)  
• Preseason All-MVC

### Jake Fromson

• NCBWA Stopper of the Year Watch List  
• Collegiate Baseball Preseason All-America (second team)  
• Preseason All-MVC

### Drew Millas

• Missouri Valley Conference Player of the Week (March 5)

### Hunter Steinmetz

• Preseason All-MVC

Coleman, who fanned an MVC-high 106 batters in 2016, needs five more K's to match Clay Murphy's (2010-14) career total in the No. 14 position. Additionally, he is just 10 strikeouts shy of cracking the top 10.

## MILLAS TABBED FOR VALLEY HONOR

Missouri State sophomore **Drew Millas** was named Missouri Valley Conference Player of the Week following his breakout performance at the Keith LeClair Classic this past weekend, the league office Monday. The honor marked the first of Millas's Missouri State career, as well as the 11th time a Bear has earned MVC Player of Pitcher of the Week recognition over the last two seasons.

Millas powered the Bears' offense to a 2-1 showing for the weekend, hitting .778 (7-for-9) with a team-leading five RBIs. The catcher/designated hitter recorded back-to-back multi-RBI performances and hits in each of his first five at-bats of the weekend, including a career-best 4-for-4 effort in MSU's 7-4 win over No. 24 ECU—the Bears' first regular-season victory over a ranked foe in three years. The Swansea, Ill., native also went 2-for-4 with an RBI in Sunday's 8-7 win over Pepperdine to help the Bears to the tourney title.

## COMEBACK KIDS

Missouri State has made a habit of eliminating opposition leads over the last three seasons, totaling 63 come-from-behind victories out of 136 total wins since the start of the 2015 season. This past Sunday, MSU rallied from a two-run deficit against Pepperdine in an eventual 8-7 victory—already their fourth comeback win of the new season.

The Bears rallied for their 18th come-from-behind victory of the 2017 season with their walkoff win over Oklahoma State in the opening round of the NCAA Fayetteville Regional. In 2016, the Bears posted 17 comeback wins, on the heels of a 2015 season that saw them claim victory in 24 such contests.



# MISSOURI STATE BASEBALL

Games 11-13 | MISSOURI STATE BEARS vs. ARKANSAS STATE RED WOLVES | March 9-11, 2018 | Springfield, Mo. | Hammons Field (8,000) | KBFL AM/FM

## MSU RECORD BY POSITION

C-	Geha 10 (6-4)
1B-	Whetstone 10 (6-4)
2B-	Privitera 10 (6-4)
3B-	Brown 7 (4-3), Faith 2 (2-0), Fitzpatrick 1 (0-1)
SS-	Eierman 10 (6-4)
LF-	Zimmerman 6 (3-3), Ruff 3 (2-1), Fitzpatrick 1 (1-0)
CF-	Steinmetz 10 (6-4)
RF-	Duffy 10 (6-4)
DH-	Millas 10 (6-4)
P-	Buckner 3 (2-1), Coleman 3 (2-1), Knight 2 (1-1), McAlister 2 (1-1)

## MSU RECORD BY BATTING ORDER

1st-	Privitera 10 (6-4)
2nd-	Steinmetz 7 (4-3), Eierman 3 (2-1)
3rd-	Eierman 7 (4-3), Millas 3 (2-1)
4th-	Whetstone 6 (4-2), Zimmerman 2 (1-1), Duffy 1 (0-1), Millas 1 (1-0)
5th-	Millas 6 (3-3), Steinmetz 2 (1-1), Faith 1 (1-0), Zimmerman 1 (1-0)
6th-	Whetstone 3 (2-1), Zimmerman 2 (1-1), Duffy 2 (1-1), Geha 2 (1-1), Steinmetz 1 (1-0)
7th-	Duffy 5 (3-2), Geha 2 (2-0), Fitzpatrick 2 (1-1), Zimmerman 1 (0-1)
8th-	Geha 6 (3-3), Brown 2 (2-0), Duffy 1 (1-0), Whetstone 1 (0-1)
9th-	Brown 5 (2-3), Ruff 3 (2-1), Duffy 1 (1-0), Faith 1 (1-0)

## MSU HIT STREAKS

Category	Current	2018	Career
Drew Millas	5	5	5
John Privitera	3	4	4
Hunter Steinmetz	3	3	19
Jeremy Eierman	3	3	9
Landan Ruff	2	2	3
Brooks Zimmerman	1	2	2
Ben Whetstone	0	5	5
Jack Duffy	0	3	4
Logan Geha	0	2	2
Matt Brown	0	1	1
Sam Faith	0	1	1
Jordan Fitzpatrick	0	1	1
Ryan Skalnik	0	0	2

## MSU REACHED BASE STREAKS

Category	Current	2018	Career
Ben Whetstone	10	10	10
Jeremy Eierman	7	7	33
Drew Millas	5	5	11
Logan Geha	4	4	7
John Privitera	3	6	9
Hunter Steinmetz	3	3	29
Jack Duffy	3	3	7
Landan Ruff	3	3	4
Jordan Fitzpatrick	2	2	2
Brooks Zimmerman	1	3	3
Ryan Skalnik	1	1	3
Matt Brown	0	2	5
Sam Faith	0	2	2

## IN RARE COMPANY

Bears head coach **Keith Guttin** picked up his 1,200th career victory April 18, 2017, with the Bears' 5-3 win at Missouri. The Bears' 36th-year bench boss also moved up to 23rd in NCAA Division I history for coaching victories with the Bears' MVC-clinching win over Indiana State (May 13), surpassing Jay Bergman with his 1,211th win. He needs five more victories to match Jim Dietz's career total in the No. 22 spot on the NCAA's all-time wins list.

With a career record of 1,225-763 (.616), Guttin is the second-winningest coach in MVC history, while his win total ranked sixth among all active Division I head coaches entering the 2018 season.

## STREAK FOR THE AGES

Missouri State posted its best-ever-start to a Valley season in 2017 as part of its 22-game MVC win streak. The Bears won their first 18 conference games before falling to Illinois State (May 19) in their regular-season finale. With their 8-5 win over the Redbirds on May 18, the Bears ran their regular-season Valley win streak to a league-record 22-straight games, dating back to their May 15, 2016 win at DBU. They surpassed the previous all-time win streak by an MVC club with their title-clinching win vs. Indiana State on May 13, topping Wichita State's 19-game league win streak (1981-82).

## FEELING SUPER

Coming off the winningest three-year period in program history with 130 victories since the start of the 2015 season, the Bears have turned in a stretch like no other in school history. Over the last three seasons, nine different players have been selected as All-Americans, six different players have been taken in the top 10 rounds of the MLB Draft, including two first-rounders.

Last year's 43-20 team captured the program's fifth MVC regular-season crown, as well as the NCAA Fayetteville Regional title to advance to Super Regional play for the third time. With their run to the Regional title, the Bears advanced to NCAA Super Regional play for the second time in three seasons and the third time overall as a Division I program in 2017.

## VALLEY FORECAST

With 18 letterwinners returning from last year's 43-20 squad, the Bears were tabbed second in the Missouri Valley Conference's 2018 preseason poll of the league's head coaches. DBU Defending Valley Tournament champion DBU garnered seven of the eight first-place votes and finished with 63 points overall to claim the top spot in the poll.

The Patriots edged the Bears (57 points), who received the remaining first-place vote, while Indiana State (42) and Southern Illinois (35) rounded out the top half of the preseason poll. Illinois State (31) and Bradley finished fifth and sixth, respectively, while Evansville (18) and Valparaiso were slotted into the final two positions in the poll. The league's eight clubs will convene in Dallas at the conclusion of the conference season for the right to represent the Valley in the 2018 NCAA Tournament.

## WHAT'S ON TAP

The 2018 Missouri State baseball schedule will feature a total of 53 games, including 24 home dates and match-ups against seven different 2017 NCAA Tournament teams. In all, the Bears are slated to play 23 games against 12 different opponents that rated among the top 125 RPI-finishers a year ago, including 13 contests against NCAA Regional qualifiers.

Highlighting the home portion of the schedule will be a three-game non-conference series (April 13-14) against an Oregon State squad that returns the bulk of its roster from last year's club that earned the top overall national seed in the 2017 NCAA Baseball Championship and advanced to the College World Series with a 56-6 overall record. The Bears will also welcome Arkansas State (March 9-11) and CSUN (March 23-25) to Hammons Field for three-game non-conference series, in addition to hosting meetings with 2017 postseason qualifying clubs from Oklahoma State (March 7) and Oral Roberts (March 13).

MSU's home slate will also feature midweek match-ups with regional foes Southeast Missouri State (March 20) and Murray State (March 21), as well as return visits from Missouri (April 10) and Kansas (May 2) as part of home-and-home series with the Tigers and Jayhawks. The Bears will host three Missouri Valley Conference weekend series, beginning with a three-game set against Evansville (April 6-8), followed by series with Illinois State (April 20-22) and Southern Illinois (May 11-13).

## NCAA DIVISION I WINNINGEST ACTIVE COACHES

No.	Coach (School)	W-L-T	Pct.
1	Mike Martin (Florida State)	1,944-694-4	.737
2	Jim Morris (Miami)	1,566-690-4	.694
3	Mike Fox (North Carolina)	1,385-501-5	.734
4	Paul Mainieri (LSU)	1,376-694-7	.664
5	John Anderson (Minnesota)	1,244-845-3	.595
6	Keith Guttin (MSU)	1,219-759-0	.616
7	Danny Hall (Georgia Tech)	1,196-622-1	.658
8	Wayne Graham (Rice)	1,147-497-0	.698
9	Gary Gilmore (Coastal Carolina)	1,137-559-2	.670
10	Mike Gillespie (UC Irvine)	1,124-696-2	.617
11	Tony Robichaux (UL Lafayette)	1,115-711-2	.611
12	Mike Sansing (Kennesaw State)	1,067-604-0	.639
13	Pat Casey (Oregon State)	1,016-560-6	.644
14	Elliott Avent (NC State)	1,015-704-0	.590
15	Brian Shoop (UAB)	1,006-623-1	.617

\*entering 2018 season

## GUTTIN'S MILESTONE VICTORIES

Win	Date	Result	Site
1	3/5/83	MSU 8, Indiana State 2	(Meador Park)
100	3/11/86	MSU 7, Jacksonville 5	(Jacksonville, Fla.)
200	4/16/88	MSU 4, Eastern Illinois 2	(Charleston, Ill.)
300	5/13/90	MSU 9, Eastern Illinois 2	(Chicago, Ill.)
*395	5/1/93	MSU 9, UNI 2	(Meador Park)
400	5/9/93	MSU 7, Wichita State 6	(Meador Park)
500	5/17/96	MSU 8, Wichita State 7	(Wichita, Kan.)
600	4/24/99	MSU 13, UNI 7	(Meador Park)
700	5/4/02	MSU 5, Wichita State 1	(Wichita, Kan.)
800	5/11/05	MSU 15, Kansas 6	(Hammons Field)
900	5/11/08	MSU 7, Middle Tennessee 6	(Hammons Field)
1,000	3/3/12	MSU 3, Northwestern State 2	(Natchitoches, La.)
1,100	3/17/15	MSU 10, UALR 3	(Hammons Field)
1,200	4/18/17	MSU 5, Missouri 3	(Columbia, Mo.)

\*Surpassed Bill Rowe for the all-time Missouri State record for coaching victories

# MISSOURI STATE BASEBALL

Games 11-13 | MISSOURI STATE BEARS vs. ARKANSAS STATE RED WOLVES | March 9-11, 2018 | Springfield, Mo. | Hammons Field (8,000) | KBFL AM/FM

## NCBWA DIVISION I POLL (March 5)

No.	Team	W-L	LW
1.	Florida	12-1	1
2.	Oregon State	12-0	2
3.	Texas Tech	13-0	3
4.	Florida State	11-0	4
5.	Kentucky	11-1	6
6.	Stanford	11-1	5
7.	TCU	7-3	7
8.	Texas A&M	11-1	8
9.	Ole Miss	10-1	12
10.	Arkansas	9-3	9
11.	UCLA	9-2	11
12.	Louisville	11-0	13
13.	Clemson	10-1	14
14.	Vanderbilt	10-3	10
15.	Indiana	9-2	16
16.	Southern Miss	8-3	17
17.	Auburn	12-0	25
18.	Virginia	8-4	20
19.	LSU	8-4	18
20.	Texas	8-4	21
21.	North Carolina	7-5	19
22.	ECU	8-3	24
23.	NC State	10-2	26
24.	St. John's	8-1	23
25.	DBU	6-4	28
26.	Mississippi State	6-5	27
27.	South Alabama	7-6	15
28.	Coastal Carolina	10-1	NR
29.	UCF	8-3	NR
30.	Arkansas State	5-3	NR

Receiving Votes: Abilene Christian (8-1), Alabama (10-2), Alabama State (8-4), Butler (10-1), CSUN (8-4), California (6-4), Charlotte (5-7), College of Charleston (10-3), Duke (9-2), Florida Atlantic (8-3), FGCU (8-2), Fresno State (8-5), Georgia State (7-3), Georgia Tech (8-3), Houston (5-5), Illinois (6-3), Iowa (7-2), Jackson State (7-2), Long Beach State (4-8), Louisiana (4-7), Missouri State (6-3), North Carolina Central (9-3), Oklahoma State (6-4), Oregon (7-3), Pittsburgh (9-2), Purdue (8-2), Saint Mary's (6-3), Sam Houston State (7-4), San Diego (8-5), San Diego State (8-3), Stetson (9-1), UC Irvine (7-4), UNC Wilmington (9-3), UNLV (11-1), USC (8-3), Wichita State (8-1).

## COLLEGIATE BASEBALL POLL (March 5)

No.	Team	W-L	Points
1.	Oregon State	12-0	496
2.	Florida	12-1	495
3.	Florida State	11-0	493
4.	Texas Tech	13-0	491
5.	Kentucky	11-1	488
6.	Clemson	10-1	485
7.	Stanford	11-1	482
8.	Louisville	11-0	479
9.	Auburn	12-0	475
10.	Vanderbilt	10-3	472
11.	UCLA	9-2	470
12.	Indiana	9-2	468
13.	LSU	8-4	465
14.	TCU	7-3	463
15.	Arkansas	9-3	461
16.	Texas A&M	11-1	459
17.	NC State	10-2	456
18.	Stetson	9-1	454
19.	Ole Miss	10-1	452
20.	St. John's	8-1	449
21.	Coastal Carolina	10-3	446
22.	Wichita State	8-1	444
23.	UNLV	11-1	441
24.	Southern Miss	8-3	438
25.	Illinois	6-3	436
26.	DBU	6-4	432
27.	Virginia	8-4	429
28.	Texas	8-4	426
29.	Missouri State	6-3	424
30.	Georgia Tech	8-3	421

## BRINGING HOME THE HARDWARE

Headlined by four league specialty award winners and six first-team selections, a total of 10 Bears were selected for 2017 All-Missouri Valley Conference honors. This season's preseason poll offered more of the same, as four Bears were picked for preseason All-MVC recognition. Senior right-hander **Jake Fromson**, was voted the Valley's Pitcher of the Year last spring, and **Dylan Coleman** was named to the squad, while junior All-America candidates **Jeremy Eierman** and **Hunter Steinmetz** were tabbed as well after strong summers with Team USA and on the Cape, respectively.

## BEARS IN THE PRO RANKS

Four Missouri State baseball standouts reached contractual agreements with professional organizations after being selected in the 2017 Major League Baseball First-Year Player Draft.

First-round pick **Jake Burger** agreed to terms with the Chicago White Sox after the club selected the three-time All-American third baseman 11th overall in the June 12 draft, while fellow MSU juniors **Trey Turner** and **Doug Still** followed suit by reaching deals with Washington and San Francisco, respectively. Senior first baseman **Justin Paulsen** inked a contract with San Diego after being picked in the 39th round by the Padres.

Former Missouri State baseball standouts **Pierce Johnson** and **Luke Voit** became the 18th and 19th Bears to receive call-ups to the big leagues last year. Johnson was selected by the Cubs in the Comp Round of the 2012 MLB Draft with the 43rd overall pick, while Voit was taken by St. Louis in the 22nd round of the 2013 draft. The duo becomes the the second and third Bears to receive big-league call-ups in the last two seasons after **Buddy Baumann** made his Major League debut with San Diego in July 2016. Voit is one of three former Bears currently on MLB 40-man rosters, joining Baumann and **Brad Ziegler** (Marlins), while 11 additional former MSU standouts remain active in the minor league ranks.

In 2016, two MSU seniors — **Spencer Johnson** and **Sam Perez** — were among those taken in the 2016 Major League Baseball First-Year Player Draft. Perez was the first Missouri Valley Conference player to be chosen in the draft, as the Miami Marlins selected the right-hander in the fifth round with the 143rd overall pick on the second day of the 40-round amateur draft. The following day, Johnson heard his name called by the Houston Astros in the 16th round with the 487th overall pick. With the selections of Johnson and Perez, Missouri State extended an impressive string of talent production that has resulted in at least one Bear being picked in 30 of the last 31 MLB Drafts dating back to 1986.

## BEARS TV BROADCAST SCHEDULE

Date	Opponent	Outlet	Time
March 7	Oklahoma State	ESPN3	3 p.m.
March 13	Oral Roberts	ESPN3	3 p.m.
March 21	Murray State	ESPN3	3 p.m.
April 6	Evansville	ESPN3	6:30 p.m.
April 7	Evansville	ESPN3	2 p.m.
April 8	Evansville	ESPN3	1 p.m.
April 10	Missouri	ESPN3	6:30 p.m.
April 13	Oregon State	ESPN3	11 a.m.
April 14	Oregon State	ESPN3	6:30 p.m.
April 20	Illinois State	ESPN3	6:30 p.m.
April 22	Illinois State	ESPN3	1 p.m.
May 2	Kansas	ESPN3	6:30 p.m.
May 11	Southern Illinois	ESPN3	6:30 p.m.
May 12	Southern Illinois	ESPN3	2 p.m.

Missouri State University.

In 2015, ESPN and the Missouri Valley Conference announced a 10-year extension to their current media rights agreement that will provide increased coverage of conference events across ESPN platforms through the 2023-24 academic year. Fans can keep tabs on the Bears through **The Valley on ESPN3**. As part of the deal, ESPN, the MVC and its 10 member institutions will work jointly to develop in-house production capabilities at each campus that will provide significant coverage for multiple sports on ESPN3.

## RECENT BEARS IN THE MLB DRAFT

Year	Player	Team	Round/Overall
2017	Jake Burger	CWS	1st/11
	Trey Turner	WAS	10th/313
	Doug Still	SF	11th/336
	Jordan Knutson	DET	24th/725
	Justin Paulsen	SD	39th/1158
2016	Sam Perez	MIA	5th/143
	Spencer Johnson	HOU	16th/487
2015	Jon Harris	TOR	1st/29
	Tate Matheny	BOS	4th/111
	Matt Hall	DET	6th/190
	Joey Hawkins	STL	40th/1211
2014	Cody Schumacher	STL	36th/1095
2013	Nick Petree	STL	9th/275
	Grant Gordon	LAA	10th/307
	Luke Voit	STL	22nd/665
2012	Pierce Johnson	CHC	1st-Comp/43
	Kevin Medrano	ARI	18th/573
2011	Dan Kickham	DET	33rd/1007
2010	Mike Kickham	SF	6th/198
	Aaron Meade	LAA	10th/324
	Pat Doyle	CIN	24th/727
2009	Ben Carlson	CLE	6th/185
	Buddy Baumann	KC	7th/212
	Brayden Drake	SD	12th/354
	Tim Clubb	CHC	29th/890
	Dallas Hord	MIA	32nd/968
2008	Ryan Mantle	SF	19th/567
	Matt Frevert	STL	28th/845
2007	Ross Detwiler	WSH	1st/6
	Scott Carroll	CIN	3rd/104
	Matt Lawson	TEX	14th/440
	Jake Shafer	NYG	41st/1243
2006	Brett Sinkbeil	MIA	1st/19
	Chris Krawczyk	DET	22nd/652
2004	Brooks Colvin	DET	13th/373
	Derek Drage	PIT	21st/622
	Jeff Gray	OAK	32nd/967

## BEARS ON RADIO

Once again in 2018, Meyer Communications is slated to provide live radio coverage of all 53 Missouri State regular-season games, plus all Bears' games in the Missouri Valley Conference Tournament and any 2018 postseason play.

The broadcasts can be heard primarily on **KBFL 1060 AM** and **96.9 FM** in Springfield with Art Hains, Ben Goss and Corey Riggs describing the action. An online audio stream is available through KBFL's website via [RadioSpringfield.com](http://RadioSpringfield.com).

## BEARS ON THE WEB

Missouri State University, in conjunction with SIDEARM Sports, launched a new partnership in August 2016, unveiling a reconstructed **MissouriStateBears.com**, the official MSU Athletics web site. The revamped MissouriStateBears.com will provide MSU fans with improved features and overall customer service. The new-and-improved site uses the latest technology to provide fans with a seamless, robust experience unique to

# MISSOURI STATE BASEBALL

Games 11-13 | MISSOURI STATE BEARS vs. ARKANSAS STATE RED WOLVES | March 9-11, 2018 | Springfield, Mo. | Hammons Field (8,000) | KBFL AM/FM

## USA TODAY COACHES POLL (March 5)

No.	Team (1st)	W-L	LW
1.	Florida (19)	12-1	1
2.	Oregon State (11)	12-0	2
3.	Texas Tech (1)	13-0	3
4.	Florida State	11-0	5
5.	Stanford	11-1	16
6.	Kentucky	11-1	8
7.	Arkansas	9-3	6
8.	Texas A&M	11-1	11
9.	Ole Miss	10-1	19
10.	Louisville	11-0	13
11.	Clemson	10-1	21
12.	TCU	7-3	4
13.	UCLA	9-2	14
14.	Vanderbilt	10-3	10
15.	Auburn	12-0	NR
16.	Southern Miss	8-3	NR
18.	LSU	8-4	9
19.	Virginia	8-4	18
20.	Texas	8-4	20
21.	North Carolina	7-5	7
22.	NC State	10-2	25
23.	ECU	8-3	NR
24.	Coastal Carolina	10-3	NR
25.	St. John's	8-1	NR

## D1BASEBALL.COM POLL (March 5)

No.	Team	W-L	LW
1.	Florida	12-1	1
2.	Oregon State	12-0	2
3.	Texas Tech	13-0	3
4.	Florida State	11-0	4
5.	Arkansas	9-3	5
6.	Kentucky	11-1	7
7.	Stanford	11-1	8
8.	TCU	7-3	6
9.	Ole Miss	10-1	9
10.	Texas A&M	11-1	10
11.	UCLA	9-2	11
12.	Clemson	10-1	14
13.	Louisville	11-0	13
14.	Indiana	9-2	17
15.	Vanderbilt	10-3	12
16.	Southern Miss	8-3	16
17.	Virginia	8-4	19
18.	Auburn	12-0	NR
19.	ECU	8-3	18
20.	North Carolina	7-5	20
21.	Mississippi State	6-5	21
22.	LSU	8-4	22
23.	Texas	8-4	23
24.	Coastal Carolina	10-3	NR
25.	DBU	6-4	25

## BASEBALL AMERICA POLL (March 5)

No.	Team	W-L
1.	Florida	12-1
2.	Oregon State	12-0
3.	Florida State	11-0
4.	Stanford	11-1
5.	Texas Tech	13-0
6.	Arkansas	9-3
7.	TCU	7-3
8.	Kentucky	11-1
9.	Texas A&M	11-1
10.	Clemson	10-1
11.	UCLA	9-2
12.	Ole Miss	10-1
13.	North Carolina	7-5
14.	Virginia	8-4
15.	Southern Miss	8-3
16.	LSU	8-4
17.	Texas	8-4
18.	Indiana	9-2
19.	Louisville	11-0
20.	Auburn	12-0
21.	Vanderbilt	10-3
22.	St. John's	8-1
23.	UCF	8-3
24.	Coastal Carolina	10-3
25.	San Diego State	8-3

## STARTING PITCHERS GAME-BY-GAME

### Ty Buckner

Date	Opponent	IP	H	R	ER	BB	SO	WP	BK	HBP	Score	Record
2/17	at Lamar	*2.1	5	6	4	4	0	0	0	0	(L) 0-8	0-1
2/15	at Central Arkansas	*4.2	2	1	0	4	3	0	0	1	(ND) 5-2	0-1
3/4	vs. Pepperdine	*5.0	7	2	0	1	2	0	0	0	(ND) 8-7	0-1

### Dylan Coleman

Date	Opponent	IP	H	R	ER	BB	SO	WP	BK	HBP	Score	Record
2/16	at Lamar	*6.0	3	1	1	3	7	0	0	0	(W) 11-2	1-0
2/25	at Central Arkansas	*8.0	2	0	0	3	13	0	0	0	(ND) 0-1	1-0
3/3	at ECU	*7.0	6	3	3	4	8	2	0	0	(W) 7-4	2-0

### Austin Knight

Date	Opponent	IP	H	R	ER	BB	SO	WP	BK	HBP	Score	Record
2/16	vs. Texas Southern	*3.2	7	1	1	2	4	0	0	3	(ND) 8-2	0-0
3/2	vs. Saint Joseph's	*5.0	3	1	1	3	6	0	0	0	(ND) 3-6	0-0

### Tyler McAlister

Date	Opponent	IP	H	R	ER	BB	SO	WP	BK	HBP	Score	Record
2/18	vs. Texas Southern	*5.0	6	3	3	2	2	0	0	2	(ND) 6-5	0-0
3/7	vs. Oklahoma State	*4.1	4	5	1	2	9	0	0	0	(ND) 8-10	0-0

\* game started

## STARTER SUPPORT

Player	Starts	Runs	Runs/Start	Club Record	Quality Starts
McAlister	2	14	7.0	1-1	0
Coleman	3	18	6.0	2-1	3
Knight	2	11	5.5	1-1	0
Buckner	3	13	4.3	2-1	0

\*Quality start = at least 6 IP, allowing 3 ER or less

## STARTER/BULLPEN BREAKDOWN

Pitching	W-L	ERA	IP	H	ER	BB	SO	HR	B/Avg.
Starters	2-1	2.47	51.0	45	14	28	54	1	.241
Bullpen	4-3	5.06	37.1	41	21	21	34	3	.277
Total	6-4	3.57	88.1	86	35	49	88	4	.257

# MISSOURI STATE BASEBALL

Games 11-13 | MISSOURI STATE BEARS vs. ARKANSAS STATE RED WOLVES | March 9-11, 2018 | Springfield, Mo. | Hammons Field (8,000) | KBFL AM/FM

## MULTI-HIT GAMES

Name	2	3	4	5+	Total
Drew Millas	3	0	1	0	4
Hunter Steinmetz	3	1	0	0	4
Jeremy Eierman	2	1	0	0	3
John Privitera	2	0	0	0	2
Matt Brown	1	0	0	0	1
Jack Duffy	1	0	0	0	1
Logan Geha	1	0	0	0	1
Ben Whetstone	0	0	1	0	1
Brooks Zimmerman	0	1	0	0	1
Team	13	3	2	0	18

## CAREER MULTI-HIT GAMES

Name	2	3	4	5+	Total
Hunter Steinmetz	39	12	0	0	51
Jeremy Eierman	27	8	4	1	40
Drew Millas	10	2	1	0	13
Jack Duffy	6	3	0	0	9
John Privitera	6	0	0	0	6
Landon Ruff	3	0	0	0	3
Logan Geha	3	0	0	0	3
Matt Brown	1	0	0	0	1
Ben Whetstone	0	0	1	0	1
Brooks Zimmerman	0	1	0	0	1
Team	95	26	6	1	128

## MULTI-RBI GAMES

Name	2	3	4	5+	Total
Drew Millas	3	0	0	0	3
Jeremy Eierman	2	0	0	0	2
Logan Geha	2	0	0	0	2
Jack Duffy	1	0	0	0	1
John Privitera	0	1	0	0	1
Hunter Steinmetz	0	0	1	0	1
Ben Whetstone	1	0	0	0	1
Team	9	1	1	0	11

## CAREER MULTI-RBI GAMES

Name	2	3	4	5+	Total
Jeremy Eierman	20	9	5	2	36
Hunter Steinmetz	13	6	1	0	20
Drew Millas	7	1	0	0	8
Jack Duffy	3	1	0	0	4
Logan Geha	4	0	0	0	4
Landon Ruff	2	1	0	0	3
John Privitera	0	1	1	0	2
Ryan Skalnik	0	1	0	0	1
Ben Whetstone	1	0	0	0	1
Team	50	20	7	2	77

## GAME-WINNING RBI

Name	'15	'16	'17	'18	Total
Jeremy Eierman	-	3	7	0	10
Hunter Steinmetz	-	3	2	1	6
Jack Duffy	-	-	1	2	3
Logan Geha	-	-	1	1	2
Drew Millas	-	-	2	0	2
Landon Ruff	0	0	2	0	2
John Privitera	-	-	0	1	1
Ryan Skalnik	-	-	1	0	1
Brooks Zimmerman	-	-	-	1	1
Team	0	6	16	6	28

## HOME RUN TRACKER

No.	Player (No.)	Opp. (Date)	On Base	Inn.	Outs.	Pitcher (T)
1.	Jack Duffy (1)	Texas Southern (2/16)	0	5	1	Furlong (L)
2.	Brooks Zimmerman (1)	Lamar (2/16)	0	2	0	Campbell (R)
3.	Ben Whetstone (1)	Texas Southern (2/18)	0	2	0	Boykins (R)
4.	Jeremy Eierman (1)	ECU (3/3)	0	9	0	Lanier (R)
5.	Hunter Steinmetz (1)	Oklahoma State (3/7)	2	1	1	Leeper (R)

## HOME RUN BREAKDOWN

Home	1	1 Out	2	3rd inning	0
Road	2	2 Outs	0	4th inning	0
Neutral	2	Solo	4	5th inning	1
vs. RHP	4	Two-run	0	6th inning	0
vs. LHP	1	Three-run	1	7th inning	0
vs. MVC	0	Grand slam	0	8th inning	0
vs. Non-MVC	5	1st inning	1	9th inning	1
0 Outs	3	2nd inning	2	Extra innings	0

## HOME RUN BREAKDOWN

Player	Left Line	Left	Left Center	Center	Right Center	Right	Right Line
Jeremy Eierman	0	1	0	0	0	0	0
Jack Duffy	0	1	0	0	0	0	0
Hunter Steinmetz	0	0	0	0	0	1	0
Ben Whetstone	0	0	0	0	0	1	0
Brooks Zimmerman	1	0	0	0	0	0	0
Total	1	2	0	0	0	2	0

## BEARS MISCELLANEOUS


Home	0-1	Leading after six	6-1
Away	3-2	Trailing after six	0-2
Neutral	3-1	Tied after six	0-1
Day games	4-4	Leading after seven	6-0
Night games	2-0	Trailing after seven	0-3
On turf	0-0	Tied after seven	0-1
On turf infield/grass outfield	4-2	Leading after eight	6-0
On grass	2-2	Trailing after eight	0-3
Wearing black jersey/maroon hat	0-1	Tied after eight	0-1
Wearing maroon jersey/maroon hat	1-1	Out-hit opponents	3-1
Wearing maroon jersey/camo hat	1-0	Out-hit by opponents	2-3
Wearing MoState jersey/maroon hat	4-1	Matching hits	1-0
Wearing MoState jersey/white panel hat	0-1	On Monday	0-0
Wearing white jersey/maroon hat	0-0	On Tuesday	0-0
Wearing gray jersey/maroon hat	0-0	On Wednesday	0-1
In Texas	2-1	On Thursday	0-0
In Arkansas	1-1	On Friday	2-1
In Oklahoma	0-0	On Saturday	1-1
In North Carolina	2-1	On Sunday	3-1
In Missouri	0-1	In February	4-2
In Kansas	0-0	In March	2-2
In Indiana	0-0	In April	0-0
In Illinois	0-0	In May	0-0
In Texas	0-0	Last 5 games	3-2
Doubleheaders	0-1	Last 10 games	6-4
Extra innings	0-1		
vs. Ranked teams	1-0		
vs. Unranked teams	5-4		
vs. Starting LHP	3-1		
vs. Starting RHP	3-3		
One-run games	2-1		
Five+ run games	2-1		
When scoring 0-2 runs	0-2		
When scoring 3-5 runs	1-1		
When scoring 6-9 runs	4-1		
When scoring 10+ runs	1-0		
When opponent scores 0-2 runs	3-1		
When opponent scores 3-5 runs	2-0		
When opponent scores 6-9 runs	1-2		
When opponent scores 10+ runs	0-1		
Shutouts	0-2		
Missouri State scores first	2-2		
Opponent scores first	4-2		
Missouri State scores in first inning	0-2		
Opponent scores in first inning	2-1		



# MISSOURI STATE BASEBALL

Games 11-13 | MISSOURI STATE BEARS vs. ARKANSAS STATE RED WOLVES | March 9-11, 2018 | Springfield, Mo. | Hammons Field (8,000) | KBFL AM/FM

## RETIRED NUMBERS



### Bill Rowe

On Saturday, May 8, 2004, former head baseball coach and director of athletics **Bill Rowe** became the first person in the 48-year history of the MSU baseball program to have his number retired.

Rowe guided the baseball Bears as head coach for 19 years from the start of the program in 1964 through its final season in NCAA Division II in 1982. He led the Bears to a 394-230-1 record and four Division II College World Series appearances. Under Rowe, the Bears finished as national runners-up in 1969 and finished third nationally in 1970 (just the sixth and seventh years of the program). As athletic director, Rowe guided the Bears from

Division II to Division I and saw the Bears change leagues from the MIAA and Mid-Continent Conferences to a current membership in the Missouri Valley Conference.

The retirement ceremony for Rowe's jersey was held prior to the Bears' doubleheader against Illinois State.

The indoor practice facility at Hammons Field also bears Rowe's name as of January 30, 2010.



### Ryan Howard

On Dec. 18, 2010, Missouri State retired the No. 6 jersey of former Bear and 2006 National League Most Valuable Player **Ryan Howard** at JQH Arena.

A St. Louis native who played at Missouri State from 1999-2001, Howard finished his collegiate career with 50 home runs, 183 RBIs and a .335 career average in 172 games. He was the 1999 Missouri Valley Conference Freshman of the Year and MSU's A.E. "Ted" Willis Most Valuable Player in 2000.

Since being drafted by Philadelphia in the fifth round of the 2001 draft, Howard has enjoyed a standout professional career. His long list of accomplishments as a member of

the Phillies includes 2005 National League Rookie of the Year, 2006 NL MVP, 2006 Home Run Derby champion, 2008 World Series champion, 2009 NLCS MVP and three All-Star selections.

Howard debuted with the Phillies in 2004, accumulating a career batting average of .258 with 382 homers and 1,194 RBIs in 1,572 MLB games over 13 seasons.



## BEARS IN THE BIGS

- Scott Bailes
- Mark Bailey
- Buddy Baumann\* (San Diego Padres)
- Scott Carroll
- Matt Cepicky
- Ross Detwiler
- Bart Evans
- Jeff Gray
- Jason Hart
- Ryan Howard
- Pierce Johnson
- Mike Kickham
- Shaun Marcum
- Bill Mueller
- Matt Palmer
- John Rheinecker
- Brett Sinkbeil
- Luke Voit\* (St. Louis Cardinals)
- Brad Ziegler\* (Miami Marlins)

## SERIES BREAKDOWN

Series	W-L	Hitting Avg.	R	2B	HR	SB	FLD%	Pitching ERA	SO/BB	BAA
Texas Southern	2-0	.300	14	0	2	4	.987	3.50	15/5	.300
Lamar	1-1	.275	11	3	1	1	.973	4.24	12/8	.258
Central Arkansas	1-1	.141	5	3	0	2	.952	0.98	21/11	.161
Saint Joseph's	0-1	.036	3	1	0	2	.935	3.38	11/7	.281
ECU	1-0	.361	7	2	1	2	1.000	4.00	11/5	.226
Pepperdine	1-0	.290	8	3	0	1	.976	5.00	4/6	.378
Oklahoma State	0-1	.275	8	3	1	4	.914	6.00	14/7	.216
Arkansas State										
Seton Hall										
Southeast Missouri										
Murray State										
CSUN										
Kansas										
Indiana State										
Missouri										
Evansville										
Oregon State										
Arkansas										
Illinois State										
Bradley										
Valparaiso										
Southern Illinois										
DBU										

## SINGLE-GAME HIGHS

Batting	Individual	Team
At Bats	6, Hunter Steinmetz vs. Oklahoma State (3/7)	40 vs. Oklahoma State (3/7)
Runs	3, John Privitera at Lamar (2/16)	11 at Lamar (2/16)
Hits	4, Ben Whetstone vs. Texas Southern (2/18)	14 at Lamar (2/16)
	4, Drew Millas at ECU (3/3)	
Doubles	2, Jeremy Eierman vs. Oklahoma State (3/7)	3 (4 times)
Triples	1, John Privitera vs. Texas Southern (2/18)	1 vs. Texas Southern (2/18)
	1, Jack Duffy at Central Arkansas (2/25)	1 at Central Arkansas (2/25)
	1, Landan Ruff vs. Oklahoma State (3/7)	1 vs. Oklahoma State (3/7)
Home Runs	1, (5 times)	1 (5 times)
Runs Batted In	4, Hunter Steinmetz vs. Oklahoma State (3/7)	9 at Lamar (2/18)
Total Bases	7, Ben Whetstone vs. Texas Southern (2/18)	20 at Lamar (2/16)
	7, Hunter Steinmetz vs. Oklahoma State (3/7)	
Stolen Bases	2, Jeremy Eierman (2 times)	4 vs. Oklahoma State (3/7)
Walks	3, Drew Millas vs. Texas Southern (2/16)	10 vs. Oklahoma State (3/7)
Strikeouts	3, Brooks Zimmerman at Central Arkansas (2/25)	13 at Central Arkansas (2/25)
	3, Logan Geha at Central Arkansas (2/25)	13 vs. Saint Joseph's (3/2)
	3, Hunter Steinmetz (2 times)	

Fielding	Individual	Team
Putouts	14, Logan Geha vs. Oklahoma State (3/7)	28 at Central Arkansas (2/25)
Assists	5, Jeremy Eierman (2 times)	14 at Central Arkansas (2/25)
		14 vs. Pepperdine (3/4)
Errors	2, Jordan Fitzpatrick vs. Oklahoma State (3/7)	3 vs. Oklahoma State (3/7)
Double Plays	2, Ben Whetstone (2 times)	2 at Central Arkansas (2/25)
	2, Jeremy Eierman (2 times)	2 vs. Pepperdine (3/4)
	2, John Privitera at Central Arkansas (2/25)	

Pitching	Individual	Team
Innings Pitched	8.0, Dylan Coleman at Central Arkansas (2/25)	9.1 at Central Arkansas (2/25)
Runs Allowed	6, Ty Buckner at Lamar (2/17)	8 at Lamar (2/17)
Earned Runs Allowed	5, Connor Sechler vs. Oklahoma State (3/7)	6 at Lamar (2/17)
		6 vs. Oklahoma State (3/7)
Hits Allowed	7, Austin Knight vs. Texas Southern (2/16)	11 vs. Texas Southern (2/16)
Walks	4, (4 times)	7 (3 times)
Strikeouts	13, Dylan Coleman at Central Arkansas (2/25)	14 at Central Arkansas (2/25)
		14 vs. Oklahoma State (3/7)



# MISSOURI STATE BASEBALL

Games 11-13 | MISSOURI STATE BEARS vs. ARKANSAS STATE RED WOLVES | March 9-11, 2018 | Springfield, Mo. | Hammons Field (8,000) | KBFL AM/FM

## SEASON RESULTS

Date	MSU Totals	Opponent	Opp. Totals	W/L	Record	Winner	Loser	Save	Highlights
2/16	8-8-1	vs. Texas Southern <sup>^</sup>	2-11-2	W	1-0	SECHLER (1-0)	Furlong (0-1)	--	Duffy 2-4, HR, 2 R; Sechler 4.1 IP, 3 H, 1 ER, 4 K's
2/16	11-14-1	at Lamar <sup>^</sup>	2-7-1	W	2-0	COLEMAN (1-0)	Campbell (0-1)	--	Coleman 6.0 IP, 3 H, 1 ER, 7 K's; Zimmerman 3-4, HR, Brown 2-3
2/17	0-5-1	at Lamar <sup>^</sup>	8-10-0	L	2-1	Sills (1-0)	BUCKNER (0-1)	Driskill (1)	Witherspoon 4.1 IP, 3 H, 0 ER, 2 K's; Privitera 2-3
2/18	6-10-0	vs. Texas Southern <sup>^</sup>	5-10-1	W	3-1	WILEY (1-0)	Suarez (0-1)	RUSSELL (1)	Whetstone 4-5, HR; Privitera 2-4, 3B, 3 RBIs; Wiley 3.2 IP, 3 K's
2/25	2-0-2	at Central Arkansas	1-4-0	L (10)	3-2	Moyer (1-1)	WILEY (1-1)	--	Coleman 8.0 IP, 2 H, 0 R, 13 K's; UCA walkoff win in 10th
2/25	5-7-2	at Central Arkansas	2-6-0	W	4-2	SCHWAB (1-0)	Davenport (0-1)	WILEY (1)	Steinmetz 2-4, 3B, RBI; Millas 2 RBIs
3/2	3-1-2	vs. St. Joseph's <sup>@</sup>	6-9-2	L	4-3	Brennan (1-1)	WILEY (1-2)	Powles (1)	SJU scores five in 6th, holds MSU to one hit
3/3	7-13-0	at ECU <sup>@</sup>	4-7-1	W	5-3	COLEMAN (2-0)	Agnos (0-1)	RUSSELL (2)	Coleman 7.0 IP, 6 H, 3 ER, 8 K's; Millas 4-4, 2 RBIs
3/4	8-9-1	vs. Pepperdine <sup>@</sup>	7-14-2	W	6-3	LOCHNER (1-0)	Pendergast (0-2)	--	Eierman 2-3, RBI, 2 BB; Duffy 2-run 2B in 8th, 2 OF assists
3/7	8-11-3	Oklahoma State	10-8-2	L	6-4	Aleaziz (1-0)	SECHLER (1-1)	Basso (1)	Steinmetz 3-6, HR, 4 RBI; Eierman 3-5, 2 2B, 2 R, 2 SB
3/9		Arkansas State							
3/10		Arkansas State							
3/11		Arkansas State							
3/13		Oral Roberts							
3/14		vs. Iowa <sup>\$</sup>							
3/17		vs. Seton Hall							
3/17		at Oklahoma State							
3/20		Southeast Missouri							
3/21		Murray State							
3/23		CSUN							
3/24		CSUN							
3/25		CSUN							
3/27		at Kansas							
3/30		at Indiana State <sup>*</sup>							
3/31		at Indiana State <sup>*</sup>							
4/1		at Indiana State <sup>*</sup>							
4/3		vs. Missouri <sup>&amp;</sup>							
4/6		Evansville <sup>*</sup>							
4/7		Evansville <sup>*</sup>							
4/8		Evansville <sup>*</sup>							
4/10		Missouri							
4/13		Oregon State <sup>(DH)</sup>							
4/14		Oregon State							
4/17		at Arkansas							
4/20		Illinois State <sup>*</sup>							
4/21		Illinois State <sup>*</sup>							
4/22		Illinois State <sup>*</sup>							
4/24		at Missouri							
4/27		at Bradley <sup>*</sup>							
4/28		at Bradley <sup>*</sup>							
4/29		at Bradley <sup>*</sup>							
5/2		Kansas							
5/4		at Valparaiso <sup>*</sup>							
5/5		at Valparaiso <sup>*</sup>							
5/6		at Valparaiso <sup>*</sup>							
5/11		Southern Illinois <sup>*</sup>							
5/12		Southern Illinois <sup>*</sup>							
5/13		Southern Illinois <sup>*</sup>							
5/17		at DBU <sup>*</sup>							
5/18		at DBU <sup>*</sup>							
5/19		at DBU <sup>*</sup>							

\* Missouri Valley Conference game; ^ at Cardinal Classic (Beaumont, Texas); @ at Keith LeClair Classic (Greenville, N.C.); \$ at KC Urban Youth Academy (Kansas City, Mo.); & at Busch Stadium (St. Louis, Mo.)

**Record Breakdown:** 6-4 overall, 6-4 non-conference; 0-0 MVC; 3-2 away; 0-1 home; 3-1 neutral; 4-2 February; 2-2 March; 4-4 day games; 2-0 night games; longest winning streak - 2; longest losing streak - 1.

# MISSOURI STATE BASEBALL

Games 11-13 | MISSOURI STATE BEARS vs. ARKANSAS STATE RED WOLVES | March 9-11, 2018 | Springfield, Mo. | Hammons Field (8,000) | KBFL AM/FM

## OVERALL BATTING-FIELDING STATISTICS

Record: 6-4 Home: 0-1 Away: 3-2 Neutral: 3-1 MVC: 0-0

Player	avg	gp-gs	ab	r	h	2b	3b	hr	rbi	tb	slg%	bb	hp	so	gdp	ob%	sf	sh	sb-att	po	a	e	fld%
Millas,Drew	.441	10-10	34	2	15	2	0	0	11	17	.500	6	0	4	5	.512	1	0	0-0	0	0	0	.000
Steinmetz,Hunter	.282	10-10	39	7	11	3	0	1	8	17	.436	3	2	13	0	.356	1	1	4-4	16	1	0	1.000
Privitera,John	.263	10-10	38	8	10	2	1	0	6	14	.368	8	1	9	0	.404	0	1	3-3	17	24	3	.932
Eierman,Jeremy	.256	10-10	39	8	10	4	0	1	6	17	.436	6	2	11	2	.383	0	0	6-7	17	26	2	.956
Whetstone,Ben	.250	10-10	36	3	9	0	0	1	4	12	.333	7	0	10	0	.372	0	0	1-1	78	8	1	.989
Duffy,Jack	.216	10-10	37	6	8	2	1	1	5	15	.405	3	1	8	1	.293	0	0	0-0	13	3	1	.941
Zimmerman,Brooks	.208	9-6	24	2	5	0	0	1	1	8	.333	2	0	9	0	.269	0	0	0-0	13	0	2	.867
Brown,Matt	.150	10-7	20	3	3	1	0	0	1	4	.200	1	1	7	1	.227	0	1	0-0	4	11	0	1.000
Geha,Logan	.148	10-10	27	8	4	0	0	0	4	4	.148	5	4	11	1	.361	0	3	1-2	87	12	0	1.000
-----																							
Ruff,Landan	.182	9-3	11	5	2	0	1	0	2	4	.364	3	1	3	0	.400	0	1	0-1	13	1	0	1.000
Fitzpatrick,Jordan	.182	7-2	11	1	2	0	0	0	0	2	.182	1	0	3	0	.250	0	0	0-0	0	0	2	.000
Faith,Sam	.111	7-2	9	3	1	1	0	0	1	2	.222	1	1	2	0	.273	0	1	0-0	1	5	1	.857
Skalnik,Ryan	.000	3-0	2	0	0	0	0	0	0	0	.000	0	1	1	0	.333	0	0	1-1	1	0	0	1.000
McGuire,Max	.000	1-0	1	0	0	0	0	0	0	0	.000	0	0	1	0	.000	0	0	0-0	0	0	0	.000
Totals	.244	10	328	56	80	15	3	5	49	116	.354	46	14	92	10	.359	2	8	16-19	265	103	13	.966
Opponents	.257	10	335	47	86	13	0	4	43	111	.331	49	15	88	8	.375	1	5	12-16	267	84	11	.970

LOB - Team (75), Opp (93). DPs turned - Team (9), Opp (11).

## OVERALL PITCHING STATISTICS

(All games Sorted by Earned run avg)

Player	era	w-l	app	gs	cg	sho	sv	ip	h	r	er	bb	so	2b	3b	hr	b/avg	wp	hp	bk	sfa	sha
Coleman,Dylan	1.71	2-0	3	3	0	0/0	0	21.0	11	4	4	10	28	1	0	0	.159	2	0	0	0	2
Buckner,Ty	3.00	0-1	3	3	0	0/0	0	12.0	14	9	4	9	5	1	0	0	.298	0	1	0	0	0
Wiley,Logan	3.86	1-2	7	0	0	0/0	1	11.2	15	8	5	2	12	2	0	0	.306	2	2	0	1	2
Sechler,Connor	5.56	1-1	5	0	0	0/0	0	11.1	9	7	7	6	10	2	0	1	.220	0	4	1	0	0
-----																						
Witherspoon,Nate	1.80	0-0	4	0	0	0/0	0	5.0	4	1	1	4	3	1	0	1	.211	0	2	0	0	0
Knight,Austin	2.08	0-0	2	2	0	0/0	0	8.2	10	2	2	5	10	0	0	0	.294	0	3	0	0	0
McAlister,Tyler	3.86	0-0	2	2	0	0/0	0	9.1	10	8	4	4	11	2	0	1	.270	0	2	0	0	1
Schwab,Davis	4.50	1-0	2	0	0	0/0	0	2.0	4	1	1	1	2	2	0	0	.444	1	1	0	0	0
Russell,Matt	7.71	0-0	6	0	0	0/0	2	4.2	5	4	4	7	5	0	0	0	.263	1	0	0	0	0
Dame,Hunter	9.00	0-0	1	0	0	0/0	0	1.0	2	1	1	0	0	1	0	0	.400	0	0	0	0	0
Lochner,Jake	10.80	1-0	2	0	0	0/0	0	1.2	2	2	2	1	2	1	0	1	.333	0	0	0	0	0
Totals	3.57	6-4	10	10	0	0/0	3	88.1	86	47	35	49	88	13	0	4	.257	6	15	1	1	5
Opponents	4.85	4-6	10	10	0	2/2	3	89.0	80	56	48	46	92	15	3	5	.244	5	14	3	2	8

PB - Team (0), Opp (1). Pickoffs - Team (3), McAlister,T. 2, Geha,L. 1, Opp (2).

# MISSOURI STATE BASEBALL

Games 11-13 | MISSOURI STATE BEARS vs. ARKANSAS STATE RED WOLVES | March 9-11, 2018 | Springfield, Mo. | Hammons Field (8,000) | KBFL AM/FM

## ROAD BATTING-FIELDING STATISTICS

Record: 3-2 Home: 0-0 Away: 3-2 MVC: 0-0

Player	avg	gp-gs	ab	r	h	2b	3b	hr	rbi	tb	slg%	bb	hp	so	gdp	ob%	sf	sh	sb-att	po	a	e	fld%
Millas,Drew	.368	5-5	19	0	7	0	0	0	6	7	.368	1	0	2	3	.400	0	0	0-0	0	0	0	.000
Steinmetz,Hunter	.300	5-5	20	3	6	1	0	0	2	7	.350	1	0	4	0	.333	0	1	2-2	6	0	0	1.000
Privitera,John	.294	5-5	17	6	5	2	0	0	2	7	.412	5	1	5	0	.478	0	0	2-2	9	13	3	.880
Zimmerman,Brooks	.286	4-4	14	1	4	0	0	1	1	7	.500	1	0	4	0	.333	0	0	0-0	6	0	0	1.000
Brown,Matt	.273	5-4	11	3	3	1	0	0	1	4	.364	1	0	2	0	.333	0	0	0-0	1	8	0	1.000
Whetstone,Ben	.211	5-5	19	0	4	0	0	0	1	4	.211	1	0	6	0	.250	0	0	0-0	45	6	0	1.000
Duffy,Jack	.211	5-5	19	2	4	1	1	0	2	7	.368	0	0	4	0	.211	0	0	0-0	4	1	1	.833
Eierman,Jeremy	.200	5-5	20	4	4	2	0	1	3	9	.450	1	1	6	0	.273	0	0	0-0	10	13	1	.958
Geha,Logan	.200	5-5	15	2	3	0	0	0	2	3	.200	1	1	8	1	.294	0	1	0-1	41	10	0	1.000
-----																							
Faith,Sam	.143	4-1	7	1	1	1	0	0	1	2	.286	0	0	2	0	.143	0	0	0-0	1	1	1	.667
Fitzpatrick,Jordan	.000	3-0	3	0	0	0	0	0	0	0	.000	0	0	2	0	.000	0	0	0-0	0	0	0	.000
Ruff,Landan	.000	5-1	3	1	0	0	0	0	0	0	.000	1	0	0	0	.250	0	1	0-1	5	1	0	1.000
McGuire,Max	.000	1-0	1	0	0	0	0	0	0	0	.000	0	0	1	0	.000	0	0	0-0	0	0	0	.000
Skalnik,Ryan	.000	2-0	1	0	0	0	0	0	0	0	.000	0	0	0	0	.000	0	0	1-1	1	0	0	1.000
Totals	.243	5	169	23	41	8	1	2	21	57	.337	13	3	46	4	.308	0	3	5-7	133	57	6	.969
Opponents	.214	5	159	17	34	5	0	2	16	45	.283	24	8	44	4	.346	0	3	6-9	138	45	2	.989

LOB - Team (27), Opp (44). DPs turned - Team (5), Opp (5).

## ROAD PITCHING STATISTICS

(Away games Sorted by Earned run avg)

Player	era	w-l	app	gs	cg	sho	sv	ip	h	r	er	bb	so	2b	3b	hr	b/avg	wp	hp	bk	sfa	sha
Coleman,Dylan	1.71	2-0	3	3	0	0/0	0	21.0	11	4	4	10	28	1	0	0	.159	2	0	0	0	2
Buckner,Ty	5.14	0-1	2	2	0	0/0	0	7.0	7	7	4	8	3	0	0	0	.250	0	1	0	0	0
-----																						
Sechler,Connor	0.00	0-0	1	0	0	0/0	0	2.0	1	0	0	0	1	0	0	0	.200	0	3	0	0	0
Schwab,Davis	0.00	1-0	1	0	0	0/0	0	1.1	2	0	0	1	2	1	0	0	.333	1	1	0	0	0
Witherspoon,Nate	1.93	0-0	3	0	0	0/0	0	4.2	4	1	1	2	3	1	0	1	.222	0	2	0	0	0
Wiley,Logan	2.45	0-1	3	0	0	0/0	1	3.2	3	1	1	0	3	0	0	0	.214	0	1	0	0	1
Russell,Matt	3.86	0-0	3	0	0	0/0	1	2.1	2	1	1	2	2	0	0	0	.222	0	0	0	0	0
Dame,Hunter	9.00	0-0	1	0	0	0/0	0	1.0	2	1	1	0	0	1	0	0	.400	0	0	0	0	0
Lochner,Jake	13.50	0-0	1	0	0	0/0	0	1.1	2	2	2	1	2	1	0	1	.400	0	0	0	0	0
Totals	2.84	3-2	5	5	0	0/0	2	44.1	34	17	14	24	44	5	0	2	.214	3	8	0	0	3
Opponents	4.11	2-3	5	5	0	2/2	1	46.0	41	23	21	13	46	8	1	2	.243	3	3	0	0	3

Pickoffs - Team (1), Geha,L. 1, Opp (1).

# MISSOURI STATE BASEBALL

Games 11-13 | MISSOURI STATE BEARS vs. ARKANSAS STATE RED WOLVES | March 9-11, 2018 | Springfield, Mo. | Hammons Field (8,000) | KBFL AM/FM

## HOME BATTING-FIELDING STATISTICS

Record: 0-1 Home: 0-1 Away: 0-0 MVC: 0-0

Player	avg	gp-gs	ab	r	h	2b	3b	hr	rbi	tb	slg%	bb	hp	so	gdp	ob%	sf	sh	sb-att	po	a	e	fld%
Eierman,Jeremy	.600	1-1	5	2	3	2	0	0	2	5	1.000	1	0	1	0	.667	0	0	2-2	1	2	0	1.000
Steinmetz,Hunter	.500	1-1	6	1	3	1	0	1	4	7	1.167	0	0	3	0	.500	0	0	0-0	2	0	0	1.000
Millas,Drew	.500	1-1	4	1	2	0	0	0	1	2	.500	2	0	1	0	.667	0	0	0-0	0	0	0	.000
Zimmerman,Brooks	.500	1-0	2	0	1	0	0	0	0	1	.500	0	0	1	0	.500	0	0	0-0	1	0	0	1.000
Ruff,Landan	.333	1-1	3	1	1	0	1	0	1	3	1.000	1	1	1	0	.600	0	0	0-0	2	0	0	1.000
Privitera,John	.200	1-1	5	1	1	0	0	0	0	1	.200	1	0	1	0	.333	0	0	1-1	0	2	0	1.000
Geha,Logan	.000	1-1	4	1	0	0	0	0	0	0	.000	1	0	0	0	.200	0	0	1-1	14	0	0	1.000
Whetstone,Ben	.000	1-1	3	0	0	0	0	0	0	0	.000	1	0	2	0	.250	0	0	0-0	5	0	1	.833
Duffy,Jack	.000	1-1	3	1	0	0	0	0	0	0	.000	2	1	2	0	.500	0	0	0-0	2	0	0	1.000
Fitzpatrick,Jordan	.000	1-1	3	0	0	0	0	0	0	0	.000	1	0	0	0	.250	0	0	0-0	0	0	2	.000
Brown,Matt	.000	1-0	2	0	0	0	0	0	0	0	.000	0	0	0	0	.000	0	0	0-0	0	0	0	.000
Totals	.275	1	40	8	11	3	1	1	8	19	.475	10	2	12	0	.442	0	0	4-4	27	5	3	.914
Opponents	.216	1	37	10	8	1	0	2	9	15	.405	7	1	14	0	.348	1	0	1-1	27	5	2	.941

LOB - Team (17), Opp (9).

## HOME PITCHING STATISTICS

(Home games Sorted by Earned run avg)

Player	era	w-l	app	gs	cg	sho	sv	ip	h	r	er	bb	so	2b	3b	hr	b/avg	wp	hp	bk	sfa	sha
Wiley, Logan	0.00	0-0	1	0	0	0/0	0	2.2	1	0	0	0	4	0	0	0	.125	0	0	0	1	0
McAlister, Tyler	2.08	0-0	1	1	0	0/0	0	4.1	4	5	1	2	9	1	0	1	.200	0	0	0	0	0
Sechler, Connor	27.00	0-1	1	0	0	0/0	0	1.2	3	5	5	3	1	0	0	1	.375	0	1	0	0	0
-----																						
Witherspoon, Nate	0.00	0-0	1	0	0	0/0	0	0.1	0	0	0	2	0	0	0	0	.000	0	0	0	0	0
Totals	6.00	0-1	1	1	0	0/0	0	9.0	8	10	6	7	14	1	0	2	.216	0	1	0	1	0
Opponents	7.00	1-0	1	1	0	0/0	1	9.0	11	8	7	10	12	3	1	1	.275	0	2	1	0	0



# MISSOURI STATE BASEBALL

Games 11-13 | MISSOURI STATE BEARS vs. ARKANSAS STATE RED WOLVES | March 9-11, 2018 | Springfield, Mo. | Hammons Field (8,000) | KBFL AM/FM

## MSU SEASON-CAREER HIGHS

2018 (9 G)	#1 Brooks Zimmerman	Career (9 G)
4, 3x, last 3/2 vs. Saint Joseph's	At-bats	4, 3x, last 3/2/18 vs. Saint Joseph's
3, 2/16 at Lamar	Hits	3, 2/16/18 at Lamar
1, 2x, last 2/16 at Lamar	Runs	1, 2x, last 2/16/18 at Lamar
1, 2/16 at Lamar	RBIs	1, 2/16/18 at Lamar
NA	Steals	NA
1, 2x, last 2/25 at Central Arkansas	Walks	1, 2x, last 2/25/18 at Central Arkansas
3, 2/25 at Central Arkansas	Strikeouts	3, 2/25/18 at Central Arkansas
NA	Doubles	NA
1, 2/16 at Lamar	Home runs	1, 2/16/18 at Lamar

2018 (10 G)	#4 Logan Geha	Career (44 G)
4, 2x, last 3/7 vs. Oklahoma State	At-bats	4, 6x, last 3/7/18 vs. Oklahoma State
2, 3/3 at ECU	Hits	2, 3x, last 3/3/18 at ECU
2, 3x, last 3/4 vs. Pepperdine	Runs	3, 4/23/17 vs. Wichita State
2, 2x, last 3/3 at ECU	RBIs	2, 4x, last 3/3/18 at ECU
1, 3/7 vs. Oklahoma State	Steals	1, 3x, last 3/7/18 vs. Oklahoma State
2, 2/16 vs. Texas Southern	Walks	2, 6x, last 2/16/18 vs. Texas Southern
3, 2/25 at Central Arkansas	Strikeouts	3, 2/25/18 at Central Arkansas
NA	Doubles	1, 3x, last 6/10/17 at TCU
NA	Home runs	1, 5/13/17 vs. Indiana State

2018 (3 G)	#5 Ryan Skalnik	Career (35 G)
1, 2x, last 3/2 vs. Saint Joseph's	At-bats	4, 3/4/17 vs. Central Arkansas
NA	Hits	1, 8x, last 4/15/17 at New Mexico
NA	Runs	1, 3x, last 3/24/17 at Central Michigan
NA	RBIs	3, 2/21/17 at Oral Roberts
1, 3/3 at ECU	Steals	1, 3/3/18 at ECU
NA	Walks	1, 6x, last 5/5/17 at Southern Illinois
1, 3/2 vs. Saint Joseph's	Strikeouts	1, 11x, last 3/2/18 vs. Saint Joseph's
NA	Doubles	1, 2x, last 3/12/17 at Minnesota
NA	Home runs	1, 3/4/17 vs. Central Arkansas

2018 (10 G)	#7 Hunter Steinmetz	Career (131 G)
6, 3/7 vs. Oklahoma State	At-bats	6, 5x, last 3/7/18 vs. Oklahoma State
3, 3/7 vs. Oklahoma State	Hits	3, 11x, last 3/7/18 vs. Oklahoma State
2, 3/4 vs. Pepperdine	Runs	4, 6/4/17 at Arkansas
4, 3/7 vs. Oklahoma State	RBIs	4, 3/7/18 vs. Oklahoma State
1, 4x, last 3/3 at ECU	Steals	3, 3/16/16 vs. Western Illinois
1, 3x, last 3/4 vs. Pepperdine	Walks	3, 5x, last 4/13/17 at New Mexico
3, 2x, last 3/7 vs. Oklahoma State	Strikeouts	3, 6x, last 3/7/18 vs. Oklahoma State
1, 3x, last 3/7 vs. Oklahoma State	Doubles	2, 2x, last 5/25/17 vs. Southern Illinois
1, 3/7 vs. Oklahoma State	Home runs	1, 9x, last 3/7/18 vs. Oklahoma State

2018 (3 G/3 GS)	#10 Dylan Coleman	Career (36 G/33 GS)
8.0, 2/25 at Central Arkansas	Innings	8.0, 2/25/18 at Central Arkansas
6, 3/3 at ECU	Hits (most)	8, 7x, last 5/26/17 vs. Wichita State
2, 2/25 at Central Arkansas	Hits (fewest)	1, 2x, last 5/13/17 vs. Indiana State
3, 3/3 at ECU	ER (most)	6, 3x, last 5/6/17 at Southern Illinois
0, 2/25 at Central Arkansas	ER (fewest)	0, 5x, last 2/25/18 at Central Arkansas
4, 3/3 at ECU	Walks	6, 2x, last 5/19/16 vs. Illinois State
13, 2/25 at Central Arkansas	Strikeouts	13, 2x, last 2/25/18 at Central Arkansas
NA	HBP	2, 4x, last 4/1/17 vs. Bradley
8.0, 2/25 at Central Arkansas	Most scoreless IP	8.0, 2/25/18 at Central Arkansas

2018 (10 G)	#11 Jeremy Eierman	Career (132 G)
5, 4x, last 3/7 vs. Oklahoma State	At-bats	6, 3x, last 4/17/17 at Saint Louis
3, 3/7 vs. Oklahoma State	Hits	5, 5/17/16 at Arkansas
2, 2x, last 3/7 vs. Oklahoma State	Runs	3, 8x, last 6/2/17 vs. Oklahoma State
2, 2x, last 3/7 vs. Oklahoma State	RBIs	5, 2x, last 4/28/17 at Evansville
2, 3/2 vs. Saint Joseph's	Steals	2, 3x, last 3/2/18 vs. Saint Joseph's
2, 3/4 vs. Pepperdine	Walks	3, 2x, last 5/26/17 vs. Illinois State
2, 2x, last 2/17 at Lamar	Strikeouts	3, 6x, last 5/5/17 at Southern Illinois
2, 3/7 vs. Oklahoma State	Doubles	3, 4/17/17 at Saint Louis
1, 3/3 at ECU	Home runs	2, 4x, last 6/2/17 vs. Oklahoma State

2018 (1 G)	#12 Max McGuire	Career (1 G)
1, 2/16 at Lamar	At-bats	1, 2/16/18 at Lamar
NA	Hits	NA
NA	Runs	NA
NA	RBIs	NA
NA	Steals	NA
NA	Walks	NA
1, 2/16 at Lamar	Strikeouts	1, 2/16/18 at Lamar
NA	Doubles	NA
NA	Home runs	NA

2018 (2 G/0 GS)	#13 Davis Schwab	Career (2 G/0 GS)
1.1, 2/25 at Central Arkansas	Innings	1.1, 2/25/18 at Central Arkansas
2, 2x, last 3/4 vs. Pepperdine	Hits (most)	2, 2x, last 3/4/18 vs. Pepperdine
2, 2/25 at Central Arkansas	Hits (fewest)	2, 2/25/18 at Central Arkansas
1, 3/4 vs. Pepperdine	ER (most)	1, 3/4/18 vs. Pepperdine
NA	ER (fewest)	NA
1, 2/25 at Central Arkansas	Walks	1, 2/25/18 at Central Arkansas
2, 2/25 at Central Arkansas	Strikeouts	2, 2/25/18 at Central Arkansas
1, 2/25 at Central Arkansas	HBP	1, 2/25/18 at Central Arkansas
1.1, 2/25 at Central Arkansas	Most scoreless IP	1.1, 2/25/18 at Central Arkansas

2018 (5 G/0 GS)	#14 Connor Sechler	Career (5 G/0 GS)
4.1, 2/16 vs. Texas Southern	Innings	4.1, 2/16/18 vs. Texas Southern
3, 2x, last 3/7 vs. Oklahoma State	Hits (most)	3, 2x, last 3/7/18 vs. Oklahoma State
0, 3/2 vs. Saint Joseph's	Hits (fewest)	0, 3/2/18 vs. Saint Joseph's
5, 3/7 vs. Oklahoma State	ER (most)	5, 3/7/18 vs. Oklahoma State
0, 2x, last 3/2 vs. Saint Joseph's	ER (fewest)	0, 2x, last 3/2/18 vs. Saint Joseph's
3, 3/7 vs. Oklahoma State	Walks	3, 3/7/18 vs. Oklahoma State
4, 2/16 vs. Texas Southern	Strikeouts	4, 2/16/18 vs. Texas Southern
3, 2/25 at Central Arkansas	HBP	3, 2/25/18 at Central Arkansas
2.0, 2/25 at Central Arkansas	Most scoreless IP	2.0, 2/25/18 at Central Arkansas

2018 (0 G/0 GS)	#16 Jake Fromson	Career (61 G/4 GS)
NA	Innings	7.0, 5/15/16 at DBU
NA	Hits (most)	10, 5/21/16 vs. Illinois State
NA	Hits (fewest)	0, 20x, last 6/3/17 at Arkansas
NA	ER (most)	6, 5/7/16 vs. Southern Illinois
NA	ER (fewest)	0, 39x, last 6/3/17 at Arkansas
NA	Walks	5, 5/26/16 vs. Bradley
NA	Strikeouts	8, 2x, last 5/15/16 at DBU
NA	HBP	3, 5/28/16 vs. DBU
NA	Most scoreless IP	4.1, 5/18/17 at Illinois State

2018 (7 G)	#17 Jordan Fitzpatrick	Career (7 G)
3, 2x, last 3/7 vs. Oklahoma State	At-bats	3, 2x, 3/7/18 vs. Oklahoma State
1, 2x, last 3/4 vs. Pepperdine	Hits	1, 2x, last 3/4/18 vs. Pepperdine
1, 3/4 vs. Pepperdine	Runs	1, 3/4/18 vs. Pepperdine
NA	RBIs	NA
NA	Steals	NA
1, 3/7 vs. Oklahoma State	Walks	1, 3/7/18 vs. Oklahoma State
1, 3x, last 2/25 at Central Arkansas	Strikeouts	1, 3x, last 2/25/18 at Central Arkansas
NA	Doubles	NA
NA	Home runs	NA

2018 (10 G)	#18 Matt Brown	Career (31 G)
4, 2x, last 2/25 at Central Arkansas	At-bats	4, 3x, last 2/25/18 at Central Arkansas
2, 2/16 at Lamar	Hits	2, 2/16/18 at Lamar
2, 2/16 at Lamar	Runs	2, 2/16/18 at Lamar
1, 2/16 at Lamar	RBIs	1, 4x, last 2/16/18 at Lamar
NA	Steals	NA
1, 2/16 at Lamar	Walks	3, 4/22/17 vs. Wichita State
2, 2x, last 3/2 vs. Saint Joseph's	Strikeouts	3, 4/8/17 vs. DBU
1, 2/25 at Central Arkansas	Doubles	1, 2x, last 2/25/18 at Central Arkansas
NA	Home runs	1, 4/7/17 vs. DBU

2018 (2 G/2 GS)	#19 Tyler McAlister	Career (12 G/3 GS)
5.0, 2/18 vs. Texas Southern	Innings	5.0, 2/18/18 vs. Texas Southern
6, 2/18 vs. Texas Southern	Hits (most)	6, 2x, last 2/18/18 vs. Texas Southern
4, 3/7 vs. Oklahoma State	Hits (fewest)	0, 2x, last 6/4/17 at Arkansas
3, 2/18 vs. Texas Southern	ER (most)	3, 2x, last 2/18/18 vs. Texas Southern
1, 3/7 vs. Oklahoma State	ER (fewest)	0, 3x, last 3/24/17 at Central Michigan
2, 2x, last 3/7 vs. Oklahoma State	Walks	4, 4/13/17 at New Mexico
9, 3/7 vs. Oklahoma State	Strikeouts	9, 3/7/18 vs. Oklahoma State
2, 2/18 vs. Texas Southern	HBP	2, 2/18/18 vs. Texas Southern
NA	Most scoreless IP	1.0, 3x, last 3/24/17 at Central Mich.

2018 (2 G/0 GS)	#21 Jake Lochner	Career (29 G/2 GS)
1.1, 2/17 at Lamar	Innings	6.0, 2/27/16 vs. Alcorn State
2, 2/17 at Lamar	Hits (most)	4, 2x, last 4/8/17 vs. DBU
0, 3/4 vs. Pepperdine	Hits (fewest)	0, 14x, last 3/4/18 vs. Pepperdine
2, 2/17 at Lamar	ER (most)	4, 4/8/17 vs. DBU
0, 3/4 vs. Pepperdine	ER (fewest)	0, 15x, last 3/4/18 vs. Pepperdine
1, 2/17 at Lamar	Walks	5, 3/5/16 vs. SIUE
2, 2/17 at Lamar	Strikeouts	6, 2/27/16 vs. Alcorn State
NA	HBP	1, 2x, last 3/12/17 at Minnesota
0.1, 3/4 vs. Pepperdine	Most scoreless IP	1.2, 2x, last 3/18/17 vs. Memphis

# MISSOURI STATE BASEBALL

Games 11-13 | MISSOURI STATE BEARS vs. ARKANSAS STATE RED WOLVES | March 9-11, 2018 | Springfield, Mo. | Hammons Field (8,000) | KBFL AM/FM

## MSU SEASON-CAREER HIGHS

<b>2018 (10 G)</b> .....	<b>#23 Jack Duffy</b> .....	<b>Career (68 G)</b>
4, 7x, last 3/4 vs. Pepperdine.....	<b>At-bats</b> .....	5, 4x, last 5/2/17 at Kansas
2, 2/16 vs. Texas Southern.....	<b>Hits</b> .....	3, 3x, last 5/5/17 at Southern Illinois
2, 2/16 vs. Texas Southern.....	<b>Runs</b> .....	3, 5/6/17 at Southern Illinois
2, 3/4 vs. Pepperdine.....	<b>RBIs</b> .....	3, 5/5/17 at Southern Illinois
NA.....	<b>Steals</b> .....	1, 6x, last 6/4/17 at Arkansas
2, 3/7 vs. Oklahoma State.....	<b>Walks</b> .....	3, 5/26/17 vs. Illinois State
2, 2x, last 3/7 vs. Oklahoma State.....	<b>Strikeouts</b> .....	3, 2x, last 6/5/17 at Arkansas
1, 2x, last 3/4 vs. Pepperdine.....	<b>Doubles</b> .....	2, 5/5/17 at Southern Illinois
1, 2/16 vs. Texas Southern.....	<b>Home runs</b> .....	1, 2/16/18 vs. Texas Southern

<b>2018 (10 G)</b> .....	<b>#24 Drew Millas</b> .....	<b>Career (61 G)</b>
4, 7x, last 3/7 vs. Oklahoma State.....	<b>At-bats</b> .....	6, 3/24/17 at Central Michigan
4, 3/3 at ECU.....	<b>Hits</b> .....	4, 3/3/18 at ECU
1, 2x, last 3/7 vs. Oklahoma State.....	<b>Runs</b> .....	2, 2x, last 5/28/17 vs. Illinois State
2, 4x, last 3/3 at ECU.....	<b>RBIs</b> .....	3, 4/22/17 vs. Wichita State
NA.....	<b>Steals</b> .....	1, 2x, last 6/2/17 vs. Oklahoma State
3, 2/16 vs. Texas Southern.....	<b>Walks</b> .....	3, 2/16/18 vs. Texas Southern
1, 4x, last 3/7 vs. Oklahoma State.....	<b>Strikeouts</b> .....	3, 5/18/17 at Illinois State
1, 2x, last 3/4 vs. Pepperdine.....	<b>Doubles</b> .....	1, 9x, last 3/4/18 vs. Pepperdine
NA.....	<b>Home runs</b> .....	1, 2/25/17 at Lipscomb

<b>2018 (7 G)</b> .....	<b>#26 Sam Faith</b> .....	<b>Career (7 G)</b>
5, 3/3 at ECU.....	<b>At-bats</b> .....	5, 3/3/18 at ECU
1, 2/16 vs. Texas Southern.....	<b>Hits</b> .....	1, 2/16/18 vs. Texas Southern
1, 3x, last 3/4 vs. Pepperdine.....	<b>Runs</b> .....	1, 3x, last 3/4/18 vs. Pepperdine
1, 2/16 vs. Texas Southern.....	<b>RBIs</b> .....	1, 2/16/18 vs. Texas Southern
NA.....	<b>Steals</b> .....	NA
1, 2/18 vs. Texas Southern.....	<b>Walks</b> .....	1, 2/18/18 vs. Texas Southern
1, 2x, last 3/3 at ECU.....	<b>Strikeouts</b> .....	1, 2x, last 3/3/18 at ECU
1, 2/16 vs. Texas Southern.....	<b>Doubles</b> .....	1, 2/16/18 vs. Texas Southern
NA.....	<b>Home runs</b> .....	NA

<b>2018 (4 G/0 GS)</b> .....	<b>#27 Nate Witherspoon</b> .....	<b>Career (19 G/5 GS)</b>
4.1, 2/17 at Lamar.....	<b>Innings</b> .....	7.0, 5/26/17 vs. Illinois State
3, 2/17 at Lamar.....	<b>Hits (most)</b> .....	8, 4/11/17 vs. Arkansas
0, 2x, last 3/7 vs. Oklahoma State.....	<b>Hits (fewest)</b> .....	0, 4x, last 3/7/18 vs. Oklahoma State
1, 3/3 at ECU.....	<b>ER (most)</b> .....	5, 3/7/17 at Oklahoma State
0, 2x, last 3/7 vs. Oklahoma State.....	<b>ER (fewest)</b> .....	0, 9x, last 3/7/18 vs. Oklahoma State
3, 6/4 at Arkansas.....	<b>Walks</b> .....	3, 6/4/17 at Arkansas
6, 2x, last 4/11 vs. Arkansas.....	<b>Strikeouts</b> .....	6, 2x, last 4/11/17 vs. Arkansas
2, 2/17 at Lamar.....	<b>HBP</b> .....	2, 2/17/18 at Lamar
4.1, 2/17 at Lamar.....	<b>Most scoreless IP</b> .....	4.1, 2/17/18 at Lamar

<b>2018 (2 G/2 GS)</b> .....	<b>#29 Austin Knight</b> .....	<b>Career (34 G/19 GS)</b>
5.0, 3/2 vs. Saint Joseph's.....	<b>Innings</b> .....	7.0, 3x, last 3/21/17 vs. New Orleans
7, 2/16 vs. Texas Southern.....	<b>Hits (most)</b> .....	8, 4/18/17 at Missouri
3, 3/2 vs. Saint Joseph's.....	<b>Hits (fewest)</b> .....	0, 2x, last 5/14/17 vs. Indiana State
1, 2x, last 3/2 vs. Saint Joseph's.....	<b>ER (most)</b> .....	8, 5/8/16 vs. Southern Illinois
1, 2x, last 3/2 vs. Saint Joseph's.....	<b>ER (fewest)</b> .....	0, 11x, last 5/28/17 vs. Illinois State
3, 3/2 vs. Saint Joseph's.....	<b>Walks</b> .....	4, 2x, last 3/28/17 vs. Oral Roberts
6, 3/2 vs. Saint Joseph's.....	<b>Strikeouts</b> .....	7, 3/15/17 at Southeast Missouri
3, 2/16 vs. Texas Southern.....	<b>HBP</b> .....	3, 2x, last 2/16/18 vs. Texas Southern
NA.....	<b>Most scoreless IP</b> .....	7.0, 2x, last 3/21/17 vs. New Orleans

<b>2018 (9 G)</b> .....	<b>#31 Landan Ruff</b> .....	<b>Career (88 G)</b>
4, 3/4 vs. Pepperdine.....	<b>At-bats</b> .....	4, 2x, last 3/4/18 vs. Pepperdine
1, 2x, last 3/7 vs. Oklahoma State.....	<b>Hits</b> .....	2, 3x, last 5/14/17 vs. Indiana State
1, 5x, last 3/7 vs. Oklahoma State.....	<b>Runs</b> .....	2, 4x, last 4/2/17 vs. Bradley
1, 2x, last 3/7 vs. Oklahoma State.....	<b>RBIs</b> .....	3, 4/25/17 vs. Missouri
1, 3/7 vs. Oklahoma State.....	<b>Steals</b> .....	1, 3x, last 3/7/18 vs. Oklahoma State
1, 3x, last 3/7 vs. Oklahoma State.....	<b>Walks</b> .....	2, 4/2/17 vs. Bradley
1, 3x, last 3/7 vs. Oklahoma State.....	<b>Strikeouts</b> .....	2, 2x, last 3/28/17 vs. Oral Roberts
NA.....	<b>Doubles</b> .....	1, 4x, last 5/14/17 vs. Indiana State
NA.....	<b>Home runs</b> .....	1, 4/25/17 vs. Missouri

<b>2018 (10 G)</b> .....	<b>#32 John Privitera</b> .....	<b>Career (47 G)</b>
5, 2x, last 3/7 vs. Oklahoma State.....	<b>At-bats</b> .....	5, 5x, last 3/7/18 vs. Oklahoma State
2, 2x, last 2/18 vs. Texas Southern.....	<b>Hits</b> .....	2, 6x, last 2/18/18 vs. Texas Southern
3, 2/16 at Lamar.....	<b>Runs</b> .....	3, 2/16/18 at Lamar
3, 2/18 vs. Texas Southern.....	<b>RBIs</b> .....	4, 5/6/17 at Southern Illinois
1, 3x, last 3/7 vs. Oklahoma State.....	<b>Steals</b> .....	1, 5x, last 3/7/18 vs. Oklahoma State
2, 2x, last 2/25 at Central Arkansas.....	<b>Walks</b> .....	3, 5/12/17 vs. Indiana State
1, 9x, last 3/7 vs. Oklahoma State.....	<b>Strikeouts</b> .....	2, 5x, last 6/4/17 at Arkansas
1, 2x, last 3/3 at ECU.....	<b>Doubles</b> .....	1, 3x, last 3/3/18 at ECU
NA.....	<b>Home runs</b> .....	NA

<b>2018 (6 G/0 GS)</b> .....	<b>#33 Matt Russell</b> .....	<b>Career (6 G/0 GS)</b>
1.2, 3/3 at ECU.....	<b>Innings</b> .....	1.2, 3/3/18 at ECU
2, 3/4 vs. Pepperdine.....	<b>Hits (most)</b> .....	2, 3/4/18 vs. Pepperdine
0, 3/3 at ECU.....	<b>Hits (fewest)</b> .....	0, 3/3/18 at ECU
3, 3/4 vs. Pepperdine.....	<b>ER (most)</b> .....	3, 3/4/18 vs. Pepperdine
0, 4x, last 3/3 at ECU.....	<b>ER (fewest)</b> .....	0, 4x, last 3/3/18 at ECU
4, 3/4 vs. Pepperdine.....	<b>Walks</b> .....	4, 3/4/18 vs. Pepperdine
2, 2x, last 3/3 at ECU.....	<b>Strikeouts</b> .....	2, 2x, last 3/3/18 at ECU
NA.....	<b>HBP</b> .....	NA
1.2, 3/3 at ECU.....	<b>Most scoreless IP</b> .....	1.2, 3/3/18 at ECU

<b>2018 (7 G/0 GS)</b> .....	<b>#35 Logan Wiley</b> .....	<b>Career (7 G/0 GS)</b>
3.2, 2/18 vs. Texas Southern.....	<b>Innings</b> .....	3.2, 2/18/18 vs. Texas Southern
6, 3/2 vs. Saint Joseph's.....	<b>Hits (most)</b> .....	6, 3/2/18 vs. Saint Joseph's
0, 2/25 at Central Arkansas.....	<b>Hits (fewest)</b> .....	0, 2/25 at Central Arkansas
2, 2x, last 3/2 vs. Saint Joseph's.....	<b>ER (most)</b> .....	2, 2x, last 3/2/18 vs. Saint Joseph's
0, 4x, last 3/7 vs. Oklahoma State.....	<b>ER (fewest)</b> .....	0, 4x, last 3/7/18 vs. Oklahoma State
2, 3/2 vs. Saint Joseph's.....	<b>Walks</b> .....	2, 3/2/18 vs. Saint Joseph's
4, 3/7 vs. Oklahoma State.....	<b>Strikeouts</b> .....	4, 3/7/18 vs. Oklahoma State
1, 2x, last 3/4 vs. Pepperdine.....	<b>HBP</b> .....	1, 2x, last 3/4/18 vs. Pepperdine
2.2, 3/7 vs. Oklahoma State.....	<b>Most scoreless IP</b> .....	2.2, 3/7/18 vs. Oklahoma State

<b>2018 (3 G/3 GS)</b> .....	<b>#36 Ty Buckner</b> .....	<b>Career (3 G/3 GS)</b>
5.0, 3/4 vs. Pepperdine.....	<b>Innings</b> .....	5.0, 3/4/18 vs. Pepperdine
7, 3/4 vs. Pepperdine.....	<b>Hits (most)</b> .....	7, 3/4/18 vs. Pepperdine
2, 2/25 at Central Arkansas.....	<b>Hits (fewest)</b> .....	2, 2/25/18 at Central Arkansas
4, 2/17 at Lamar.....	<b>ER (most)</b> .....	4, 2/17/18 at Lamar
0, 2x, last 3/4 vs. Pepperdine.....	<b>ER (fewest)</b> .....	0, 2x, last 3/4/18 vs. Pepperdine
4, 2x, last 2/25 at Central Arkansas.....	<b>Walks</b> .....	4, 2x, last 2/25/18 at Central Arkansas
3, 2/25 at Central Arkansas.....	<b>Strikeouts</b> .....	3, 2/25/18 at Central Arkansas
1, 2/25 at Central Arkansas.....	<b>HBP</b> .....	1, 2/25/18 at Central Arkansas
NA.....	<b>Most scoreless IP</b> .....	NA

<b>2018 (10 G)</b> .....	<b>#45 Ben Whetstone</b> .....	<b>Career (25 G)</b>
5, 2x, last 3/3 at ECU.....	<b>At-bats</b> .....	5, 2x, last 3/3/18 at ECU
4, 2/18 vs. Texas Southern.....	<b>Hits</b> .....	4, 2/18/18 vs. Texas Southern
2, 3/2 vs. Saint Joseph's.....	<b>Runs</b> .....	2, 3/2/18 vs. Saint Joseph's
2, 2/16 vs. Texas Southern.....	<b>RBIs</b> .....	2, 2/16/18 vs. Texas Southern
1, 2/18 vs. Texas Southern.....	<b>Steals</b> .....	1, 2/18/18 vs. Texas Southern
2, 2x, last 3/2 vs. Saint Joseph's.....	<b>Walks</b> .....	2, 3x, last 3/2/18 vs. Saint Joseph's
2, 3x, last 3/7 vs. Oklahoma State.....	<b>Strikeouts</b> .....	2, 4x, last 3/7/18 vs. Oklahoma State
NA.....	<b>Doubles</b> .....	NA
1, 2/18 vs. Texas Southern.....	<b>Home runs</b> .....	1, 2/18/18 vs. Texas Southern

<b>2018 (0 G/0 GS)</b> .....	<b>#50 Alex Moore</b> .....	<b>Career (10 G/0 GS)</b>
NA.....	<b>Innings</b> .....	1.2, 3x, last 4/23/17 vs. Wichita State
NA.....	<b>Hits (most)</b> .....	2, 5/6/17 at Southern Illinois
NA.....	<b>Hits (fewest)</b> .....	0, 2x, last 3/24/17 at Central Michigan
NA.....	<b>ER (most)</b> .....	1, 4/9/17 vs. DBU
NA.....	<b>ER (fewest)</b> .....	0, 8x, last 5/6/17 at Southern Illinois
NA.....	<b>Walks</b> .....	1, 4x, last 5/6/17 at Southern Illinois
NA.....	<b>Strikeouts</b> .....	2, 3/21/17 vs. New Orleans
NA.....	<b>HBP</b> .....	1, 3/21/17 vs. New Orleans
NA.....	<b>Most scoreless IP</b> .....	1.2, 2x, last 4/23/17 vs. Wichita State

# MISSOURI STATE BASEBALL

Games 11-13 | MISSOURI STATE BEARS vs. ARKANSAS STATE RED WOLVES | March 9-11, 2018 | Springfield, Mo. | Hammons Field (8,000) | KBFL AM/FM

## INDIVIDUAL GAME-BY-GAME BATTING (AB-R-H-RBI)

Opponent	Date	#18 Brown,M	#23 Duffy,J	#11 Eierman,J	#26 Faith,S	#17 Fitzpatrick,J	#4 Geha,L	#12 McGuire,M	#24 Millas,D	#32 Privitera,J	#31 Ruff,L	#5 Skalnik,R	#7 Steinmetz,H	#45 Whetstone,	#1 Zimmerman
Texas Southern	Feb 16	4-0-0-0	4-2-2-1	5-1-1-0	.....	.....	3-1-1-2	.....	2-1-1-1	4-0-1-0	0-1-0-0	.....	4-1-1-1	3-0-1-2	3-1-0-0
Lamar	Feb 16	3-2-2-1	4-1-1-0	5-1-1-2	1-0-1-1	1-0-0-0	3-2-1-0	1-0-0-0	4-0-1-2	3-3-1-1	1-0-0-0	1-0-0-0	4-1-2-1	4-0-1-0	4-1-3-1
Lamar	Feb 17	2-0-0-0	3-0-0-0	4-0-0-0	1-0-0-0	1-0-0-0	3-0-0-0	.....	3-0-1-0	3-0-2-0	Def	.....	4-0-0-0	3-0-1-0	3-0-1-0
Texas Southern	Feb 18	0-0-0-0	3-0-1-0	3-0-0-0	1-1-0-0	3-0-1-0	1-2-0-0	.....	4-0-2-0	4-1-2-3	1-1-0-0	.....	2-0-0-1	5-1-4-1	1-0-0-0
Central Arkansas	Feb 25	2-0-0-0	4-0-1-0	3-0-0-0	Def	1-0-0-0	2-0-0-0	.....	4-0-0-0	2-0-0-0	Def	.....	4-0-0-0	4-0-1-0	4-0-0-0
Central Arkansas	Feb 25	4-1-1-0	4-0-1-1	3-1-1-0	.....	.....	4-0-0-0	.....	4-0-1-2	5-1-1-1	0-1-0-0	.....	4-1-2-1	3-0-0-0	3-0-0-0
Saint Joseph's	Mar 02	2-0-0-0	4-0-0-0	3-1-0-0	0-0-0-0	1-0-0-0	2-0-0-0	.....	1-0-1-2	4-0-0-0	.....	1-0-0-0	4-0-0-0	2-2-0-0	4-0-0-0
ECU	Mar 03	Def	4-1-1-1	5-2-2-1	5-1-0-0	.....	3-0-2-2	.....	4-0-4-2	4-2-1-0	2-0-0-0	0-0-0-0	4-1-2-0	5-0-1-1	.....
Pepperdine	Mar 04	1-0-0-0	4-1-1-2	3-0-2-1	1-1-0-0	1-1-1-0	2-2-0-0	.....	4-0-2-1	4-0-1-1	4-1-1-1	.....	3-2-1-0	4-0-0-0	Def
Oklahoma State	Mar 07	2-0-0-0	3-1-0-0	5-2-3-2	.....	3-0-0-0	4-1-0-0	.....	4-1-2-1	5-1-1-0	3-1-1-1	.....	6-1-3-4	3-0-0-0	2-0-1-0

## INDIVIDUAL GAME-BY-GAME PITCHING (IP-H-R-ER-BB-SO)

Opponent	Date	#36 Buckner,T	#10 Coleman,D	#29 Knight,A	#21 Lochner,J	#19 McAlister,T	#33 Russell,M	#13 Schwab,D	#14 Sechler,C	#35 Wiley,L	#27 Witherspoon,N
Texas Southern	Feb 16	.....	.....	*3.2-7-1-1-2-4	.....	.....	1.0-1-0-0-1-2	.....	4.1-3-1-1-0-4	.....	.....
Lamar	Feb 16	.....	*6.0-3-1-1-3-7	.....	.....	.....	.....	.....	.....	2.0-2-0-0-0-1	.....
Lamar	Feb 17	*2.1-5-6-4-4-0	.....	.....	1.1-2-2-2-1-2	.....	.....	.....	.....	.....	4.1-3-0-0-0-2
Texas Southern	Feb 18	.....	.....	.....	.....	*5.0-6-3-3-2-2	0.1-0-0-0-0-0	.....	.....	3.2-4-2-2-0-3	.....
Central Arkansas	Feb 25	.....	*8.0-2-0-0-3-13	.....	.....	.....	0.0-1-0-0-0-0	.....	.....	1.1-1-1-1-0-1	0.0-0-0-0-1-0
Central Arkansas	Feb 25	*4.2-2-1-0-4-3	.....	.....	.....	.....	0.2-1-1-1-2-0	1.1-2-0-0-1-2	2.0-1-0-0-0-1	0.1-0-0-0-0-1	.....
Saint Joseph's	Mar 02	.....	.....	*5.0-3-1-1-3-6	.....	.....	.....	.....	1.2-0-0-0-2-3	1.1-6-5-2-2-2	.....
ECU	Mar 03	.....	*7.0-6-3-3-4-8	.....	.....	.....	1.2-0-0-0-0-2	.....	.....	.....	0.1-1-1-1-1-1
Pepperdine	Mar 04	*5.0-7-2-0-1-2	.....	.....	0.1-0-0-0-0-0	.....	1.0-2-3-3-4-1	0.2-2-1-1-0-0	1.2-2-1-1-1-1	0.1-1-0-0-0-0	.....
Oklahoma State	Mar 07	.....	.....	.....	.....	*4.1-4-5-1-2-9	.....	.....	1.2-3-5-5-3-1	2.2-1-0-0-0-4	0.1-0-0-0-2-0

# MISSOURI STATE BASEBALL

Games 11-13 | MISSOURI STATE BEARS vs. ARKANSAS STATE RED WOLVES | March 9-11, 2018 | Springfield, Mo. | Hammons Field (8,000) | KBFL AM/FM

## GAME-BY-GAME LINEUPS

Date	Opponent	1st	2nd	3rd	4th	5th	6th	7th	8th	9th
Feb. 16	vs. Texas Southern	Privitera	Steinmetz	Eierman	Zimmerman	Millas	Whetstone	Geha	Brown	Duffy
Feb. 16	at Lamar	Privitera	Steinmetz	Eierman	Millas	Zimmerman	Whetstone	Geha	Duffy	Brown
Feb. 17	at Lamar	Privitera	Steinmetz	Eierman	Zimmerman	Millas	Geha	Duffy	Whetstone	Brown
Feb. 18	vs. Texas Southern	Privitera	Steinmetz	Eierman	Whetstone	Millas	Duffy	Fitzpatrick	Geha	Faith
Feb. 25	at Central Arkansas	Privitera	Steinmetz	Eierman	Whetstone	Millas	Zimmerman	Duffy	Geha	Brown
Feb. 25	at Central Arkansas	Privitera	Steinmetz	Eierman	Whetstone	Millas	Zimmerman	Duffy	Geha	Brown
March 2	vs. St. Joseph's	Privitera	Steinmetz	Eierman	Whetstone	Millas	Duffy	Zimmerman	Geha	Brown
March 3	at ECU	Privitera	Eierman	Millas	Whetstone	Faith	Steinmetz	Duffy	Geha	Ruff
March 4	vs. Pepperdine	Privitera	Eierman	Millas	Whetstone	Steinmetz	Geha	Duffy	Brown	Ruff
<b>March 7</b>	<b>Oklahoma State</b>	<b>Privitera</b>	<b>Eierman</b>	<b>Millas</b>	<b>Duffy</b>	<b>Steinmetz</b>	<b>Whetstone</b>	<b>Fitzpatrick</b>	<b>Geha</b>	<b>Ruff</b>
<b>March 9</b>	<b>Arkansas State</b>									
<b>March 10</b>	<b>Arkansas State</b>									
<b>March 11</b>	<b>Arkansas State</b>									
<b>March 13</b>	<b>Oral Roberts</b>									
March 17	vs. Seton Hall									
March 17	at Oklahoma State									
<b>March 20</b>	<b>Southeast Missouri</b>									
<b>March 21</b>	<b>Murray State</b>									
<b>March 23</b>	<b>CSUN</b>									
<b>March 24</b>	<b>CSUN</b>									
<b>March 25</b>	<b>CSUN</b>									
March 27	at Kansas									
March 30	at Indiana State									
March 31	at Indiana State									
April 1	at Indiana State									
April 3	vs. Missouri									
<b>April 6</b>	<b>Evansville</b>									
<b>April 7</b>	<b>Evansville</b>									
<b>April 8</b>	<b>Evansville</b>									
<b>April 10</b>	<b>Missouri</b>									
<b>April 13</b>	<b>Oregon State</b>									
<b>April 13</b>	<b>Oregon State</b>									
<b>April 14</b>	<b>Oregon State</b>									
April 17	at Arkansas									
<b>April 20</b>	<b>Illinois State</b>									
<b>April 21</b>	<b>Illinois State</b>									
<b>April 22</b>	<b>Illinois State</b>									
April 24	at Missouri									
April 27	at Bradley									
April 28	at Bradley									
April 29	at Bradley									
<b>May 2</b>	<b>Kansas</b>									
May 4	at Valparaiso									
May 5	at Valparaiso									
May 6	at Valparaiso									
<b>May 11</b>	<b>Southern Illinois</b>									
<b>May 12</b>	<b>Southern Illinois</b>									
<b>May 13</b>	<b>Southern Illinois</b>									
May 17	at DBU									
May 18	at DBU									
May 19	at DBU									

**Bold** indicates home game



# MISSOURI STATE BASEBALL

Games 11-13 | MISSOURI STATE BEARS vs. ARKANSAS STATE RED WOLVES | March 9-11, 2018 | Springfield, Mo. | Hammons Field (8,000) | KBFL AM/FM

## GAME-BY-GAME DEFENSIVE LINEUPS

Date	Opponent	P	C	1B	2B	3B	SS	LF	CF	RF	DH
Feb. 16	vs. Texas Southern	Knight	Geha	Whetstone	Privitera	Brown	Eierman	Zimmerman	Steinmetz	Duffy	Millas
Feb. 16	at Lamar	Coleman	Geha	Whetstone	Privitera	Brown	Eierman	Zimmerman	Steinmetz	Duffy	Millas
Feb. 17	at Lamar	Buckner	Geha	Whetstone	Privitera	Brown	Eierman	Zimmerman	Steinmetz	Duffy	Millas
Feb. 18	vs. Texas Southern	McAlister	Geha	Whetstone	Privitera	Faith	Eierman	Fitzpatrick	Steinmetz	Duffy	Millas
Feb. 25	at Central Arkansas	Coleman	Geha	Whetstone	Privitera	Brown	Eierman	Zimmerman	Steinmetz	Duffy	Millas
Feb. 25	at Central Arkansas	Buckner	Geha	Whetstone	Privitera	Brown	Eierman	Zimmerman	Steinmetz	Duffy	Millas
March 2	vs. St. Joseph's	Knight	Geha	Whetstone	Privitera	Brown	Eierman	Zimmerman	Steinmetz	Duffy	Millas
March 3	at ECU	Coleman	Geha	Whetstone	Privitera	Faith	Eierman	Ruff	Steinmetz	Duffy	Millas
March 4	vs. Pepperdine	Buckner	Geha	Whetstone	Privitera	Brown	Eierman	Ruff	Steinmetz	Duffy	Millas
<b>March 7</b>	<b>Oklahoma State</b>	<b>McAlister</b>	<b>Geha</b>	<b>Whetstone</b>	<b>Privitera</b>	<b>Fitzpatrick</b>	<b>Eierman</b>	<b>Ruff</b>	<b>Steinmetz</b>	<b>Duffy</b>	<b>Millas</b>
<b>March 9</b>	<b>Arkansas State</b>										
<b>March 10</b>	<b>Arkansas State</b>										
<b>March 11</b>	<b>Arkansas State</b>										
<b>March 13</b>	<b>Oral Roberts</b>										
March 17	vs. Seton Hall										
March 17	at Oklahoma State										
<b>March 20</b>	<b>Southeast Missouri</b>										
<b>March 21</b>	<b>Murray State</b>										
<b>March 23</b>	<b>CSUN</b>										
<b>March 24</b>	<b>CSUN</b>										
<b>March 25</b>	<b>CSUN</b>										
March 27	at Kansas										
March 30	at Indiana State										
March 31	at Indiana State										
April 1	at Indiana State										
April 3	vs. Missouri										
<b>April 6</b>	<b>Evansville</b>										
<b>April 7</b>	<b>Evansville</b>										
<b>April 8</b>	<b>Evansville</b>										
<b>April 10</b>	<b>Missouri</b>										
<b>April 13</b>	<b>Oregon State</b>										
<b>April 13</b>	<b>Oregon State</b>										
<b>April 14</b>	<b>Oregon State</b>										
April 17	at Arkansas										
<b>April 20</b>	<b>Illinois State</b>										
<b>April 21</b>	<b>Illinois State</b>										
<b>April 22</b>	<b>Illinois State</b>										
April 24	at Missouri										
April 27	at Bradley										
April 28	at Bradley										
April 29	at Bradley										
<b>May 2</b>	<b>Kansas</b>										
May 4	at Valparaiso										
May 5	at Valparaiso										
May 6	at Valparaiso										
<b>May 11</b>	<b>Southern Illinois</b>										
<b>May 12</b>	<b>Southern Illinois</b>										
<b>May 13</b>	<b>Southern Illinois</b>										
May 17	at DBU										
May 18	at DBU										
May 19	at DBU										

**Bold** indicates home game

# MISSOURI STATE BASEBALL

Games 11-13 | MISSOURI STATE BEARS vs. ARKANSAS STATE RED WOLVES | March 9-11, 2018 | Springfield, Mo. | Hammons Field (8,000) | KBFL AM/FM

## MISSOURI STATE RECORDS SUMMARY

### Individual Batting

#### Games Played

Season: 66, Dant'e Brinkley, Adam Pummill, Brooks Colvin, Shaun Marcum, Rick Wilson, 2003  
Career: 236, Matt Gardner, 1999-02

#### At-Bats

Game: 8, Earnie Johnson, Pat Kelly and Mark Neff, 5/1/88 vs. ORU;  
Ryan Gotcher and Chris Taylor, 4/6/04 vs. Arkansas; Adam Pummill, 2/25/06 vs. UNC Greensboro  
Season: 278, Dant'e Brinkley, 2003  
Career: 972, Matt Gardner, 1999-02

#### Runs

Game: 6, Bobby McCulloch, 5/6/75 vs. SIU Edwardsville; Larry Doss, 5/9/87 vs. Eastern Illinois and Lance Burkhardt, 3/6/97 vs. Missouri Baptist  
Season: 90, Matt Cepicky, 1999  
Career: 243, Matt Gardner, 1999-02

#### Hits

Game: 7, Greg Resz, 3/5/91 vs. Lincoln  
Season: 96, Steve Hacker and Dave Slemmer, 1995; Dant'e Brinkley, 2003  
Career: 316, Matt Gardner, 1999-02

#### Singles

Game: 5, Jim Schaefer, 5/27/78 vs. Eastern Illinois; Keith Champion, 5/11/81 vs. Central Missouri; Greg Resz, 3/5/91 vs. Lincoln; Todd DeBrynn, 5/3/92 vs. UNI; Alex Manary, 3/22/94 vs. Minnesota  
Season: 76, Bill Mueller, 1991  
Career: 241, Kevin Medrano, 2009-12

#### Doubles

Game: 3, on 22 occasions, last time by Justin Paulsen, 4/29/17 at Evansville  
Season: 26, Steve Meyer, 1986  
Career: 67, Brayden Drake, 2006-09

#### Triples

Game: 3, Ken Brown, 4/8/66 vs. Missouri S&T  
Season: 12, Dant'e Brinkley, 2001  
Career: 20, Mark Garrett, 1979-82

#### Home Runs

Game: 4, John Knott, 5/2/92 vs. UNI  
Season: 37, Steve Hacker, 1995  
Career: 63, Jason Hart, 1996-98

#### Runs Batted-In

Game: 11, John Knott, 5/2/92 vs. UNI  
Season: 100, Matt Cepicky, 1999  
Career: 203, Jason Hart, 1996-98

#### Batting Average

Season: .442, J. D. Warner, 1983  
Career: .426, J. D. Warner, 1982-83  
Career (4 years): .376, Bill Mueller, 1990-93

#### Consecutive Games Hitting Safely

30, Brayden Drake, 4/27/08-3/25/09

#### Total Bases

Game: 17, John Knott, 5/2/92 vs. UNI  
Season: 225, Steve Hacker, 1995  
Career: 506, Jason Hart, 1996-98

#### Extra-Base Hits

Game: 5, Larry Doss, 5/9/87 vs. Eastern Illinois  
Season: 55, Steve Hacker, 1995  
Career: 116, Jason Hart, 1996-98

#### Slugging Average

Season: .957, Steve Hacker, 1995  
Career: .725, Jason Hart, 1996-98

#### Hit By Pitch

Game: 3, Jud Kindle, 2/20/04 vs. Little Rock  
Ryan Mantle, 2/22/08 vs. DBU; Brayden Drake, 5/11/08 vs. Middle Tennessee  
Season: 23, Jeremy Isenhower, 2002  
Career: 41, Ben Carlson, 2007-09

#### Walks

Game: 5, Cory Krueger, 3/15/91 vs. Austin Peay; Steve Hacker, 4/23/95 vs. UNI; and Lance Burkhardt, 2/14/97 vs. Nevada  
Season: 55, Dylan Becker, 2015  
Career: 154, Bill Mueller, 1990-93

#### Strikeouts

Game: 5, Greg Mathis, 5/1/01 vs. Missouri; Tyler Ryun, 2/26/10 at UTA  
Season: 74, Ryan Howard, 2001  
Career: 207, Nick Kays, 1997-00

#### On-Base Percentage

Season: .563, Dan Iseminger, 1983  
Career: .493, Rick Clarkston, 1983-84

#### Sacrifice Hits

Game: 3, Joey Hawkins, 5/22/14 vs. Bradley; Ken Watkins, 5/23/69 vs. Minnesota State  
Season: 29, Joey Hawkins, 2015  
Career: 62, Joey Hawkins, 2012-15

#### Sacrifice Flies

Game: 2, held by many players  
Season: 9, Brooks Colvin, 2003  
Career: 17, Brooks Colvin, 2001-04

#### Stolen Bases

Game: 4, Larry Doss, 3/6/86 vs. Evangel; Greg Brewer, 4/15/86 vs. Evangel  
Season: 30, Greg Brewer, 1986  
Career: 69, Dant'e Brinkley, 2000-03

#### Game-Winning RBI

Season: 13, Steve Meyer, 1986; Steve Hacker, 1995  
Career: 23, Steve Hacker, 1993-95

### Individual Fielding

#### Putouts

Game: 19, Tom Hodge, 3/23/67 vs. Oklahoma Christian; Tim Rafferty, 2/25/06 vs. UNC Greensboro; Connor Smith, 3/29/14 vs. Southern Illinois  
Season: 545, Justin Paulsen, 2015  
Career: 1,588, Justin Paulsen, 2015-17

#### Assists

Game: 10, Curt Courtwright, 5/10/09 at Creighton  
Season: 192, Joey Hawkins, 2015  
Career: 656, Chris Curry, 1995-98

#### Errors

Game: 4, set on 5 occasions, last time by Jon Hale, 3/3/96 vs. ORU  
Season: 30, Brooks Colvin, 2001  
Career: 73, Brooks Colvin, 2001-04

#### Total Chances

Game: 21, Brian Mahaffey, 5/1/88 vs. ORU  
Season: 601, Jason Hart, 1997  
Career: 1,703, Justin Paulsen, 2015-17

#### Double Plays

Game: 5, Ryan Howard, 3/30/99 vs. SE Missouri  
Season: 60, Ryan Howard, 1999  
Career: 151, Ryan Howard, 1999-01

#### Fielding Average

Season: 1.000, Bill Helfrecht, 1968; Jim Anderson, 1970; Corby Fister and Cory Krueger, 1989; Chad Lakin and Cory Krueger, 1990; Shawn Padgett, 1991; Chad Lakin, 1992; Micah Holst, 1999; Dant'e Brinkley, 2002; Nolan Keane, 2008; Aaron Conway, 2010  
Career: .992, Steve Seal, 1969-70

### Individual Pitching

#### Games

Season: 37, Jake Fromson, 2017  
Career: 88, Bryan Young, 2014-17

#### Games Started

Season: 17, Doug Still, 2017; Matt Hall, 2015; Cody Schumacher, 2012  
Career: 49, Brad Ziegler, 2000-03

#### Complete Games

Season: 10, Brian Wisser, 1986  
Career: 18, Brad Ziegler, 2000-03

#### Innings Pitched

Game: 11.0, John Rheinecker, 3/3/01 vs. Arkansas State  
Season: 125.0, Matt Hall, 2015  
Career: 365.0, Brad Ziegler, 2000-03

#### Consecutive Scoreless Innings Pitched

Season: 38.1, Nick Petree, 4/6/12 to 5/17/12  
Career: 38.1, Nick Petree, 4/6/12 to 5/17/12

#### Hits Allowed

Game: 16, Tom Fulkerson, 3/19/85 vs. UTA  
Season: 115, Brad Ziegler, 2003  
Career: 371, Brad Ziegler, 2000-03

#### Fewest Hits Allowed

Game: 0, Steve Dunn, 4/12/79 vs. Evangel (5 inn.); Scott Buchheit-Darrell Maus-Matt Brewer-Terry Menown, 3/14/89 vs. Lincoln; Mike Whitley, 5/2/94 vs. SE Missouri (7 inn.)

#### Runs Allowed

Game: 13, Rand Chappell, 3/20/84 vs. Southern; Scott Prince, 3/11/85 vs. Indiana State  
Season: 71, Jim Gibbs, 1987; Jarrod Mays, 1996  
Career: 207, John Hardin, 1996-00

#### Earned Runs Allowed

Game: 12, Mike Hill, 4/18/75 vs. Central Missouri; Scott Prince, 3/11/85 vs. Indiana State  
Season: 63, Scott Geitz, 1998  
Career: 169, John Hardin, 1996-00

#### Walks Allowed

Game: 10, Stean Thornton, 5/2/76 vs. UMSL  
Season: 75, Dirk Lindauer, 1991  
Career: 206, Mike Whitley, 1992-95

#### Strikeouts

Game: 17, Charles Burt, 5/16/69 vs. Northwest Missouri State; Gary Wilson, 3/23/67 vs. Oklahoma Christian  
Season: 171, Matt Hall, 2015  
Career: 330, Brad Ziegler, 2000-03

#### Earned Run Average

Season: 0.59, Dick Jones, 1971  
Career: 1.55, Dick Jones, 1969-72

#### Wins

Season: 12, Matt Hall, 2015; Brad Ziegler, 2003  
Career: 32, Brad Ziegler, 2000-03

#### Losses

Season: 9, Brett Sinkbeil, 2005; Pat Doyle, 2010; Mike Kickham, 2010  
Career: 16, Gary Wilson, 1964-67; Dustin Tignor, 1996-00; Pat Doyle, 2007-10

#### Winning Percentage

Season (6 or more wins): 1.000, Sam Perez, 2016; Bryan Young, 2015; Ken Watkins, 1969; Jody Payne, 1978; Kirby Cannon, 1980; Dan Harwell, 1983; Tim Clubb, 2008  
Career: .909, Sam Perez, 2013-16; Greg Reed, 1987-88

#### Shutouts

Season: 3, Ken Watkins, 1969; Steve Dunn, 1979; Greg Reed, 1988; Craig Sands, 1990; Paul Marsala, 2004  
Career: 4, Ken Watkins, 1967-70

#### Saves

Season: 16, Bryan Young, 2015  
Career: 35, Bryan Young, 2014-17

### Team Batting

#### Games Played

Season: 66, 2003

#### At-Bats

Game: 64, 5/1/88 vs. ORU  
Season: 2,260, 2002

#### Runs

Game: 37, 3/7/88 vs. Benedictine  
Season: 607, 1999

#### Hits

Game: 34, 3/7/88 vs. Benedictine; 3/21/89 vs. UMBC  
Season: 720, 2002

#### Doubles

Game: 10, 3/11/95 vs. Truman  
Season: 149, 2002

#### Triples

Game: 6, 4/8/66 vs. Missouri S&T  
Season: 36, 2001

#### Home Runs

Game: 12, 4/20/99 vs. Pittsburg State  
Season: 144, 1999

#### Runs Batted-In

Game: 36, 3/7/88 vs. Benedictine  
Season: 561, 1999

#### Batting Average

Season: .373, 1981

#### Total Bases

Game: 72, 4/20/99 vs. Pittsburg State  
Season: 1,275, 1999

#### Extra-Base Hits

Game: 19, 4/20/99 vs. Pittsburg State  
Season: 270, 1999

#### Slugging Average

Season: .626, 1999

#### Game-Winning RBI

Season: 45, 1986

#### Hit By Pitch

Game: 9, 2/22/08 vs. DBU; 5/11/08 vs. Middle Tennessee  
Season: 80, 2004

#### Walks

Game: 18, 4/5/16 vs. Saint Louis  
Season: 351, 2017

#### Strikeouts

Game: 26, 2/26/10 at UTA  
Season: 516, 2010

#### Fewest Strikeouts

Season: 116, 1981

#### Sacrifice Hits

Game: 6, 4/25/81 vs. UMSL  
Season: 54, 2015

#### Sacrifice Flies

Game: 5, 5/19/02 vs. Indiana State; 4/3/07 vs. SEMO  
Season: 44, 2002

#### Stolen Bases

Game: 10, 3/18/85 vs. North Texas; 4/15/86 vs. Evangel  
Season: 118, 1986

### Team Fielding

#### Putouts

Game: 48, 5/1/88 vs. ORU; 4/6/04 vs. Arkansas  
Season: 1,703, 2003

#### Assists

Game: 25, 5/1/88 vs. ORU  
Season: 686, 1997

#### Errors

Game: 11, 3/14/64 vs. Arkansas State  
Season: 134, 1984

#### Fewest Errors

Season: 37, 1968

#### Total Chances

Game: 74, 5/1/88 vs. ORU  
Season: 2,456, 2002

#### Double Plays

Game: 5, 3/15/85 vs. Missouri Western  
Season: 66, 1986

#### Fielding Average

Season: .976, 2015

### Team Pitching

#### Complete Games

Season: 34, 1986

#### Innings Pitched

Game: 16, 5/1/88 vs. ORU; 4/6/04 vs. Arkansas  
Season: 567.2, 2003

#### Walks

Game: 17, 5/25/97 vs. Rice  
Season: 317, 1992

#### Strikeouts

Game: 19, 3/23/67 vs. Oklahoma Christian  
Season: 560, 2017

#### Shutouts

Season: 11, 2012

#### Saves

Season: 18, 2015 and 2011

#### Earned Run Average

Season: 2.57, 2012

# MISSOURI STATE BASEBALL

Games 11-13 | MISSOURI STATE BEARS vs. ARKANSAS STATE RED WOLVES | March 9-11, 2018 | Springfield, Mo. | Hammons Field (8,000) | KBFL AM/FM

## MISSOURI STATE SINGLE-SEASON RECORDS

Hitting					Pitching					Fielding				
Games					Games					Games Started				
Dant'e Brinkley (03)	66	Dant'e Brinkley (03)	278	Matt Cepicky (99)	90	Jake Fromson (17)	37	Doug Still (17)	17	Justin Paulsen (15)	545			
Brooks Colvin (03)	66	Brooks Colvin (03)	267	Matt Gardner (99)	82	Sam Perez (16)	36	Matt Hall (15)	17	Jason Hart (97)	543			
Shaun Marcum (03)	66	Matt Gardner (02)	256	Micah Holst (99)	75	Zach Merciez (15)	31	Cody Schumacher (12)	17	Justin Paulsen (17)	536			
Adam Pummill (03)	66	Greg Mathis (02)	251	Jason Hart (98)	71	Bryan Young (15)	30	Dylan Coleman (17)	16	Jason Hart (96)	531			
Rick Wilson (03)	66	Dave Slemmer (95)	251	Jake Burger (17)	69	Sam Perez (15)	27	Jordan Knutson (16)	16	Justin Paulsen (16)	507			
Greg Mathis (03)	65	Matt Gardner (01)	250	Bill Mueller (91)	69	Tyler Burgess (12)	26	Nick Petree (12)	16	Ryan Howard (00)	504			
Tony Piazza (03)	64	Dant'e Brinkley (02)	249	Dant'e Brinkley (03)	68	Scott Geitz (95)	26	Chad Mulholland (03)	16	Tim Rafferty (06)	503			
Matt Gardner (02)	64	Joey Hawkins (15)	248	Ryan Howard (99)	68	Bryan Young (17)	25	Brad Ziegler (03)	16	Tony Piazza (03)	500			
Greg Mathis (02)	64	Helms (12)-Voit (12)	248	<b>Jeremy Eierman (17)</b>	<b>67</b>	Gordon (13)-D. Kickham (11)	25	Eight tied with	15	Luke Voit (12)	499			
Tony Piazza (02)	64	Mathis (03)-Medrano (12)	248	Steve Meyer (86)	67	Doyle (07)-Geitz (96)	25			Steve Hacker (95)	497			
Hits					Doubles					Assists				
Dant'e Brinkley (03)	96	Bill Mueller (91)	76	Steve Meyer (86)	26	Brian Wisser (86)	10	Matt Hall (15)	125.0	Joey Hawkins (15)	192			
Steve Hacker (95)	96	Ben Woodbury (08)	71	Spiker Helms (12)	23	Stacey Burkley (86)	8	Chad Mulholland (03)	119.2	Joey Hawkins (14)	185			
Dave Slemmer (95)	96	Dant'e Brinkley (03)	67	Brandon Jackson (98)	23	Kirby Cannon (79)	8	Nick Petree (12)	115.1	Evan Prattie (91)	184			
Micah Holst (99)	94	Micah Holst (99)	63	Jake Burger (15)	22	Dick Jones (71)	8	Derek Drage (04)	112.1	Pat Kelly (88)	179			
Ben Woodbury (08)	92	Kevin Medrano (12)	62	Matt Gardner (02)	22	Mark Lopinot (70)	8	Brad Ziegler (03)	106.2	<b>Jeremy Eierman (17)</b>	<b>178</b>			
Matt Cepicky (99)	92	Kevin Medrano (10)	62	Chad Lakin (92)	22	Ken Watkins (69)	8	Tim Clubb (08)	103.2	Dan Firitt (00)	178			
Jason Hart (98)	92	Adam Pummill (03)	62	Lakin (93)-Drake (08)	21	Jim Gibbs (86, 87)	7	Doug Still (17)	103.0	Brad Kennedy (96)	175			
Jason Hart (97)	91	Brooks Colvin (03)	61	Johnson (88)-Brewer (91)	21	Tom Fulkerson (84)	7	Jon Harris (15)	103.0	Chris Curry (97)	170			
Brandon Jackson (98)	89	Matt Gardner (99)	60	Howard Bell (86)	21	Rick Brandell (82)	7	Brian Wisser (86)	102.2	Travis McComack (13)	168			
Kevin Medrano (10)	86	Six players tied with	59	Kneeshaw (95)-Mantle (08)	20	Newell (66)-Watkins (70)	7	Nick Petree (13)	100.1	Dan Firitt (99)	166			
Mueller (91)-Brinkley (02)	86			Mahaffey (87)-Hart (96)	20									
Triples					Runs Batted-In					Runs Allowed				
Dant'e Brinkley (01)	12	Steve Hacker (95)	37	Matt Cepicky (99)	100	Brad Ziegler (03)	115	Jarrold Mays (96)	71	Brooks Colvin (01)	30			
Aaron Conway (09)	8	Matt Cepicky (99)	30	Steve Hacker (95)	95	Jarrold Mays (96)	113	Jim Gibbs (87)	71	Dan Firitt (99)	27			
Evan Prattie (90)	8	Jason Hart (98)	28	Jason Hart (98)	91	Pat Doyle (10)	112	Tim Clubb (09)	70	Mike Collier (00)	24			
Mark Garrett (81)	8	Jon Hale (99)	25	Steve Meyer (86)	83	Derek Drage (04)	107	Scott Geitz (98)	70	Dan Firitt (00)	24			
Bobby Narron (80)	8	Spencer Johnson (16)	24	Matt Brewer (91)	75	Paul Crain (91)	107	Pat Doyle (10)	66	Lance Burkhart (96)	24			
<b>Hunter Steinmetz (16)</b>	<b>7</b>	<b>Jeremy Eierman (17)</b>	<b>23</b>	Jake Burger (16)	72	Brian Wisser (86)	104	Mike Kickham (10)	66	Matt Gardner (96)	23			
Greg Mathis (01)	7	Nick Kays (99)	23	Spencer Johnson (16)	70	Mike Kickham (10)	101	Bryan Buschhorn (97)	64	Brad Kennedy (01)	23			
Brad Kennedy (96)	7	Jake Burger (17)	22	Brian Mahaffey (88)	69	Chad Mulholland (03)	101	Mike Whitley (93)	64	Rick Clarkston (84)	22			
Greg Brewer (86)	7	Jake Burger (16)	21	<b>Jeremy Eierman (17)</b>	<b>68</b>	Blake Barber (11)	100	Brett Sinkbeil (05)	63	<b>Five players tied with</b>	<b>21</b>			
J.D. Warner (83)	7	Brian Mahaffey (88)	21	Jon Hale (99)	68	Jim Gibbs (87)	100	Brad Ziegler (03)	60					
Game-Winning RBI					On-Base Percentage					Earned Runs Allowed				
Steve Hacker (95)	13	J. D. Warner (83)	.442	Danny Iseminger (83)	.563	Scott Geitz (98)	63	Dick Jones (71)	0.59	Jason Hart (97)	601			
Steve Meyer (86)	13	Bob Blakley (74)	.440	Jim Nichols (65)	.561	Jarrold Mays (96)	60	Nick Petree (12)	1.01	Justin Paulsen (17)	579			
Chris Playter (09)	11	Jim Nichols (65)	.438	Rich Clarkson (85)	.535	Mike Whitley (93)	58	Ken Watkins (69)	1.60	Jason Hart (96)	578			
Jake Burger (17)	10	Terry Repp (81)	.432	Doug Bagby (83)	.509	Mike Kickham (10)	56	Craig Sands (90)	1.60	Justin Paulsen (15)	572			
Matt Brewer (89, 91)	10	Rick Clarkson (85)	.427	Cal Armstrong (73)	.506	Bryan Buschhorn (97)	54	Nick Petree (13)	1.61	Luke Voit (12)	561			
Bax (84)-Bailey (82)	10	Jason Hart (98)	.416	Mark Garrett (81)	.503	Dylan Coleman (17)	53	David Oatman (74)	1.69	Ben Margalski (01)	557			
Brian Mahaffey (87)	9	Steve Meyer (86)	.416	Matt Cepicky (99)	.500	Jim Gibbs (87)	51	Wes Rhea (64)	1.70	Tony Piazza (02)	553			
Brent Seifert (12)-Matheny (15)	8	Mark Garrett (81)	.416	John Knott (92)	.500	Tim Clubb (09)	50	Jan Schmidt (72)	1.80	Ryan Howard (00)	553			
Prattie (91)-Cepicky (99)	8	Brayden Drake (09)	.414	Keith Champion (81)	.495	Brad Ziegler (03)	50	Dale Bowling (89)	1.88	Justin Paulsen (16)	550			
Dave (81)-Bartlett (90)	8	Matt Cepicky (99)	.414	Rick Clarkson (84)	.493	Paul Crain (91)	48	Mike Hill (76)	1.97	Tony Piazza (03)	547			
Extra-Base Hits					Slugging Average					Earned Run Average				
Steve Hacker (95)	55	Steve Hacker (95)	225	Steve Hacker (95)	.957	Scott Geitz (98)	63	Dick Jones (71)	0.59	Strikeouts				
Steve Meyer (86)	48	Matt Cepicky (99)	193	Mark Mennemeier (77)	.896	Jarrold Mays (96)	68	Nick Petree (12)	1.01	Matt Hall (15)	171			
Jason Hart (98)	43	Jason Hart (98)	191	Matt Cepicky (99)	.869	Mike Whitley (93)	68	Pierce Johnson (12)	119	Pierce Johnson (12)	119			
Spencer Johnson (16)	41	Steve Meyer (86)	173	Jason Hart (98)	.864	Bart Evans (92)	58	Chad Mulholland (03)	117	Jason Hart (97)	53			
Matt Cepicky (99)	40	Jason Hart (97)	168	Steve Meyer (86)	.859	John Hardin (00)	54	Jon Harris (15)	116	Jim Calhoun (90)	52			
<b>Jeremy Eierman (17)</b>	<b>39</b>	Dave Slemmer (95)	165	Bob Blakley (74)	.820	Bryan Buschhorn (97)	52	Nick Petree (12)	114	Dan Firitt (99)	51			
Lance Burkhardt (96)	38	<b>Jeremy Eierman (17)</b>	<b>164</b>	Jon Hale (99)	.779	John Hardin (99)	52	Sam Perez (16)	112	Ryan Howard (00)	48			
Matt Cepicky (98)	37	Jake Burger (16)	162	Ken Brown (66)	.760	Mike Whitley (92)	52	Nick Petree (13)	111	Jason Hart (98)	48			
Jason Hart (97)	37	Jake Burger (17)	160	Jim Nichols (65)	.750	Mike Godfrey (86)	51	Ross Detwiler (07)	110	Steve Hacker (95)	48			
Dave Slemmer (95)	37	Hale (99)-Cepicky (98)	159	Matt Cepicky (98)	.729	<b>Dylan Coleman (17)</b>	<b>50</b>	Jarrold Mays (95)	107	Matt Lawson (07)	47			
						<b>Coleman (16)-Whitley (94)</b>	<b>49</b>	<b>Coleman (17)-Rheinacker (01)</b>	<b>106</b>	Two players tied with	46			
Walks					Hit By Pitch					Losses				
Dylan Becker (15)	55	Ryan Howard (01)	74	Jeremy Isenhower (02)	23	Dirk Lindauer (91)	75	Matt Hall (15)	171	Pat Doyle (10)	9			
Bill Mueller (91)	52	Tony Piazza (02)	69	Ben Carlson (09)	22	Mike Whitley (93)	68	Mike Kickham (10)	119	Mike Kickham (10)	9			
Spencer Johnson (16)	46	Nick Kays (99)	68	Jud Kindle (04)	20	Bart Evans (92)	58	Tim Clubb (08)	9	Brett Sinkbeil (05)	9			
Spencer Johnson (15)	46	<b>Jeremy Eierman (16)</b>	<b>67</b>	Tate Matheny (15)	18	John Hardin (00)	54	Buddy Baumann (09)	11	Derek Drage (04)	7			
Spiker Helms (12)	44	Tony Piazza (03)	66	Ben Carlson (08)	16	Bryan Buschhorn (97)	52	Petree (12)-Mulholland (03)	10	Brad Ziegler (00)	7			
Brad Kennedy (95)	44	<b>Jeremy Eierman (17)</b>	<b>61</b>	<b>Jeremy Eierman (17)</b>	<b>12</b>	John Hardin (99)	52	Mays (95)-Wisser (86)	10	Brad Ziegler (00)	7			
Burger (17)-Paulsen (15)	43	<b>Hunter Steinmetz (17)</b>	<b>59</b>	Brayden Drake (09)	12	Mike Whitley (92)	52	Petree (11)-Perez (15)	9	Jarrold Mays (96)	7			
Helms (11)-Keane (08)	42	Dant'e Brinkley (03)	58	John Knott (92)	12	Mike Godfrey (86)	51	Garola (97)-Ziegler (01)	9	Jim Freie (84)	7			
Fister (90)-Guttin (76)	42	Spencer Johnson (15)	57	Nine players tied with	11	Gibbs (87)-Lindauer (91)	9	Gary Wilson (64)	7	Ross Detwiler (07)	110			
		Lance Burkhart (97)	56			Watkins (69)-Anderson (80)	9	Six players tied with	6	Jarrold Mays (95)	107			
Stolen Bases					Sacrifice Flies					Shutouts				
Greg Brewer (86)	30	Joey Hawkins (15)	29	Brooks Colvin (03)	9	Dirk Lindauer (91)	75	Matt Hall (15)	171	Paul Marsala (04)	3			
Mike Ruble (88)	29	Joey Hawkins (14)	19	Greg Mathis (02)	8	Mike Whitley (93)	68	Mike Kickham (10)	119	Craig Sands (90)	3			
John Wahlig (87)	25	Eric Cheray (12)	14	Dylan Becker (15)	7	Bart Evans (92)	58	Tim Clubb (08)	9	Steve Reed (88)	3			
Dant'e Brinkley (02)	25	Joey Hawkins (13)	13	Justin Paulsen (15)	7	John Hardin (00)	54	Buddy Baumann (09)	11	Greg Dunn (79)	3			
Dant'e Brinkley (03)	24	John Knott (92)	12	Brent Bartlett (90)	7	Bryan Buschhorn (97)	52	Danny Harwell (83)	10	Ken Watkins (69)	3			
Aaron Conway (10)	24	Toby Gardenhire (04)	11	Evan Prattie (90)	7	John Hardin (99)	52	Kirby Cannon (80)	10	12 players tied with	2			
Bill Mueller (92)	23	Kevin Medrano (09)	10	Spencer Johnson (16)	6	Mike Whitley (92)	52	Jody Payne (78)	10					
Larry Doss (86)	22	Travis McComack (13)	10	Medrano (11)-Voit (12)	6	Mike Godfrey (86)	51	Ken Watkins (69)	10					
Bill Goedde (86)	20	Ben Woodbury (08)	9	Piazza (02)-McComack (11)	6	Buddy Baumann (09)	917	Buddy Baumann (09)	917					
Matt Lawson (06)	20	Kneeshaw (96)-Marcum (02)	9	Colvin (02)-Isenhower (02)	6	Jarrold Mays (95)	909	Jarrold Mays (95)	909					
Three players tied with	19	Kasper (75)-Royle (78)	9	Bartlett (89)-Collier (99)	6	Sam Perez (15)	900	Sam Perez (15)	900					
				Winston (75)-Kelly (88)	6	Steve Anderson (80)	900	Steve Anderson (80)	900					



# MISSOURI STATE BASEBALL

Games 11-13 | MISSOURI STATE BEARS vs. ARKANSAS STATE RED WOLVES | March 9-11, 2018 | Springfield, Mo. | Hammons Field (8,000) | KBFL AM/FM

## MISSOURI STATE CAREER RECORDS

### Hitting

Games		At Bats		Runs	
Matt Gardner (99-02)	236	Matt Gardner (99-02)	972	Matt Gardner (99-02)	243
Greg Mathis (00-03)	232	Kevin Medrano (09-12)	895	Bill Mueller (90-93)	234
Chris Curry (95-98)	227	Greg Mathis (00-03)	873	Micah Holst (96-99)	217
Brooks Colvin (01-04)	224	Micah Holst (96-99)	865	Dant'e Brinkley (00-03)	188
Micah Holst (96-99)	223	Chris Curry (95-98)	843	Chris Curry (95-98)	188
Evan Pratte (88-91)	220	Brayden Drake (06-09)	817	Jason Hart (96-98)	183
Kevin Medrano (09-12)	217	Dant'e Brinkley (00-03)	813	Mark Garrett (79-82)	180
Dylan Becker (12-15)	216	Brooks Colvin (01-04)	806	Evan Pratte (88-91)	176
Bill Mueller (90-93)	216	Luke Voit (10-13)	776	Kevin Medrano (09-12)	170
Dant'e Brinkley (00-03)	215	Evan Pratte (88-91)	773	Matt Cepicky (97-99)	170
Hits		Singles		Doubles	
Matt Gardner (99-02)	316	Kevin Medrano (09-12)	241	Brayden Drake (06-09)	67
Kevin Medrano (09-12)	310	Bill Mueller (90-93)	222	Matt Gardner (99-02)	62
Bill Mueller (90-93)	289	Matt Gardner (99-02)	213	Chad Lakin (90-93)	59
Micah Holst (96-99)	284	Micah Holst (96-99)	200	Chris Curry (95-98)	57
Dant'e Brinkley (00-03)	279	Dant'e Brinkley (00-03)	190	Kevin Medrano (09-12)	54
Brayden Drake (06-09)	268	Evan Pratte (88-91)	190	Dant'e Brinkley (00-03)	54
Chris Curry (95-98)	266	Brooks Colvin (01-04)	188	Jon Gibbs (85-87)	52
Jason Hart (96-98)	263	Greg Mathis (00-03)	179	Steve Hacker (93-95)	50
Greg Mathis (00-03)	262	Chris Curry (95-98)	168	Spencer Johnson (13-16)	49
Evan Pratte (88-91)	259	Brayden Drake (06-09)	167	Brian Mahaffey (85-88)	49
Triples		Home Runs		Runs Batted-In	
Mark Garrett (79-82)	20	Jason Hart (96-98)	63	Jason Hart (96-98)	203
Dant'e Brinkley (00-03)	19	Nick Kays (97-00)	60	Nick Kays (97-00)	192
Aaron Conway (08-11)	16	Steve Hacker (93-95)	59	Steve Hacker (93-95)	184
Evan Pratte (88-91)	15	Matt Cepicky (97-99)	51	Ryan Howard (99-01)	183
Greg Mathis (00-03)	13	Ryan Howard (99-01)	50	Matt Cepicky (97-99)	183
Micah Holst (96-99)	13	Jake Burger (15-17)	47	Matt Gardner (99-02)	182
Jeremy Isenhower (01-02)	12	Brian Mahaffey (85-88)	42	Jake Burger (15-17)	179
Bill Mueller (90-93)	12	Ben Carlson (07-09)	38	Brayden Drake (06-09)	176
J.D. Warner (82-83)	12	Chris Curry (95-98)	37	Micah Holst (96-99)	175
Blakley (74-77)-Snider (76-79)	12	Matt Gardner (99-02)	36	Brian Mahaffey (85-88)	175
Game-Winning RBI		Batting Average		On-Base Percentage	
Steve Hacker (93-95)	23	J.D. Warner (82-83)	426	Rick Clarkston (83-84)	493
Matt Brewer (89-91)	22	Danny Iseminger (83-84)	406	Danny Iseminger (83-84)	492
Matt Gardner (99-02)	19	Rick Clarkston (84-85)	405	Jeff Kaiser (87-88)	489
Luke Voit (10-13)	18	Jeff Kaiser (87-88)	402	Corby Fister (89-90)	483
Matt Cepicky (97-99)	18	Rick Hardesty (82-83)	384	Bill Mueller (90-93)	481
Evan Pratte (88-91)	18	Larry Doss (86-87)	380	J.D. Warner (82-83)	469
Jake Burger (15-17)	17	Matt Cepicky (97-99)	378	Dave Herbert (80-83)	467
Chris Playter (05-09)	17	Jason Hart (96-98)	377	Larry Goessling (77-78)	466
Jason Hart (96-98)	17	Larry Goessling (77-78)	377	Doug Bagby (72-73)	462
Brian Mahaffey (85-88)	17	Bill Mueller (90-93)	376	Terry Burke (79-80)	460
Extra-Base Hits		Total Bases		Slugging Average	
Jason Hart (96-98)	116	Jason Hart (96-98)	506	Jason Hart (96-98)	.725
Steve Hacker (93-95)	110	Matt Gardner (99-02)	496	Steve Hacker (93-95)	.708
Matt Gardner (99-02)	103	Steve Hacker (93-95)	466	Matt Cepicky (97-99)	.706
Nick Kays (97-00)	102	Nick Kays (97-00)	460	Brian Mahaffey (85-87)	.688
Brayden Drake (06-09)	101	Micah Holst (96-99)	447	Ryan Howard (99-01)	.662
Jake Burger (15-17)	100	Matt Cepicky (97-99)	444	Mark Menemeier (77-78)	.662
Chris Curry (95-98)	98	Chris Curry (95-98)	442	Larry Goessling (77-78)	.660
Matt Cepicky (97-99)	97	Jake Burger (15-17)	440	Lance Burkhardt (96-97)	.655
Brian Mahaffey (85-88)	95	Brayden Drake (06-09)	431	Bob Blakley (74-77)	.653
Spencer Johnson (13-16)	91	Dant'e Brinkley (00-03)	419	Brad Kennedy (95-96)	.647
Walks		Strikeouts		Hit By Pitch	
Bill Mueller (90-93)	154	Nick Kays (97-00)	207	Ben Carlson (07-09)	41
Spencer Johnson (13-16)	133	Spencer Johnson (13-16)	179	Matt Gardner (99-02)	33
Eric Cheray (12-15)	129	Ryan Howard (99-01)	176	Micah Holst (96-99)	33
Dylan Becker (12-15)	124	Greg Mathis (00-03)	176	Aaron Conway (08-11)	31
Justin Paulsen (15-17)	118	Dant'e Brinkley (00-03)	172	Jeremy Isenhower (01-02)	30
Travis McComack (09-13)	116	Matt Gardner (99-02)	156	Tate Matheny (13-15)	29
J.J. Scerba (92-96)	104	Aaron Conway (08-11)	150	Brayden Drake (06-09)	28
Nolan Keane (05-08)	102	Jeff Sauer (92-95)	145	Jake Burger (15-17)	24
Chris Curry (95-98)	98	Travis McComack (09-13)	142	Dan Kneeshaw (92-96)	24
Mark Garrett (79-82)	96	Jeremy Eierman (16-pr.)	139	J.J. Scerba (92-96)	24
Stolen Bases		Sacrifice Hits		Sacrifice Flies	
Dant'e Brinkley (00-03)	69	Joey Hawkins (12-15)	62	Brooks Colvin (01-04)	17
Aaron Conway (08-11)	69	Kevin Medrano (09-12)	28	Greg Mathis (00-03)	16
Bill Mueller (90-93)	65	Eric Cheray (12-15)	25	Justin Paulsen (15-17)	15
Mark Garrett (79-82)	54	Travis McComack (09-13)	20	Evan Pratte (88-91)	14
Micah Holst (96-99)	52	Brooks Colvin (01-04)	20	Luke Voit (10-13)	13
Mike Ruble (84-88)	52	Dan Kneeshaw (92-96)	19	Dant'e Brinkley (00-03)	13
Bobby Narron (77-80)	49	Bill Mueller (90-93)	18	Brent Bartlett (89-90)	13
Jeff Sauer (92-94)	44	Evan Pratte (88-91)	18	Matt Gardner (99-02)	12
Greg Mathis (00-03)	43	Aaron Conway (08-11)	17	John Knott (92)	12
Four players tied with	41	Mike Royle (77-80)	17		

**Statistical Minimums:** Batting Average, Slugging Average and On Base Percentage based on minimum of 150 at bats in career; Fielding Average based on minimum of 150 total chances; Earned Run Average based on a minimum of 75.0 IP; Winning Percentage based on a minimum of 10 victories.

### Pitching

Games		Games Started	
Bryan Young (14-17)	88	Brad Ziegler (00-03)	49
Scott Geitz (95-98)	87	Jordan Knutson (14-17)	46
Zach Merciez (12-15)	84	John Hardin (96-00)	46
Grant Gordon (10-13)	82	Aaron Meade (08-10)	41
Sam Perez (13-16)	80	Nick Petree (11-13)	41
Pat Doyle (07-10)	73	Brett Sinkbeil (04-06)	40
Chris Krawczyk (03-06)	70	Jon Harris (13-15)	39
Jordan Knutson (14-17)	68	Jeff Gray (01-04)	39
Brad Ziegler (00-03)	66	Kirby Cannon (77-80)	39
Andrew Jefferson (99-02)	64	Cheray (13-16)-Clubb (07-09)	37
Complete Games		Innings Pitched	
Brad Ziegler (00-03)	18	Brad Ziegler (00-03)	365.0
Ken Watkins (67-70)	18	Nick Petree (11-13)	311.2
Kirby Cannon (77-80)	16	Jordan Knutson (14-17)	281.0
Dale Bowling (85-89)	15	Jeff Gray (01-04)	279.2
Wade Palmer (73-76)	15	Tim Clubb (07-09)	278.0
Gary Wilson (64-67)	15	John Hardin (96-00)	266.0
Jim Gibbs (85-87)	14	Jon Harris (13-15)	259.1
Mark Lopinot (70-71)	14	Scott Geitz (95-98)	258.2
Dick Jones (69-72)	14	Matt Hall (13-15)	244.0
Wisser (85-86)-Crain (89-91)	13	Jarrod Mays (94-96)	242.2
Hits Allowed		Runs Allowed	
Brad Ziegler (00-03)	371	John Hardin (96-00)	207
Jeff Gray (01-04)	297	Brad Ziegler (00-03)	205
Jordan Knutson (14-17)	289	Bryan Buschhorn (96-99)	184
Scott Geitz (95-98)	281	Scott Geitz (95-98)	183
Tim Clubb (07-09)	277	Jeff Gray (01-04)	175
John Hardin (96-00)	276	Pat Doyle (07-10)	157
Jarrod Mays (94-96)	266	Ben Walker (94-98)	154
Bryan Buschhorn (96-99)	259	Mike Whitley (92-95)	154
Nick Petree (11-13)	250	Jordan Knutson (14-17)	153
Pat Doyle (07-10)	243	Tim Clubb (07-09)	150
Earned Runs Allowed		Earned Run Average	
John Hardin (96-00)	169	Dick Jones (69-72)	1.55
Bryan Buschhorn (96-99)	154	Bryan Young (14-17)	1.69
Scott Geitz (96-98)	148	Nick Petree (11-13)	1.76
Brad Ziegler (00-03)	147	David Oatman (72-74)	1.91
Jordan Knutson (14-17)	136	Mike Hill (75-76)	2.49
Jeff Gray (01-04)	133	John Rheinecker (00-01)	2.50
Mike Whitley (92-95)	128	Ken Watkins (67-70)	2.51
Dustin Tignor (96-00)	122	Tyler Burgess (12-14)	2.65
Jarrod Mays (94-96)	121	Matt Hall (13-15)	2.66
Tim Clubb (07-09)	118	Doug Still (17)	2.88
Walks		Strikeouts	
Mike Whitley (92-95)	206	Brad Ziegler (00-03)	330
John Hardin (96-00)	191	Nick Petree (11-13)	306
Dave Dickensheet (79-82)	139	Matt Hall (13-15)	275
Steve Anderson (78-81)	128	Brett Sinkbeil (04-06)	256
Scott Geitz (95-98)	125	Jordan Knutson (14-17)	247
Bryan Buschhorn (96-99)	121	Jarrod Mays (94-96)	247
Darren Garrison (86-89)	119	Ross Detwiler (05-07)	244
Kirby Cannon (77-80)	115	Jon Harris (13-15)	243
Dirk Lindauer (90-91)	113	Pierce Johnson (10-12)	227
Dylan Coleman (16-pr.)	109	Meade (08-10)-Dickensheet (79-82)	226
Victories		Losses	
Brad Ziegler (00-03)	32	Pat Doyle (07-10)	16
Nick Petree (11-13)	27	Dustin Tignor (96-00)	16
Kirby Cannon (77-80)	25	Gary Wilson (64-67)	16
Jeff Gray (01-04)	23	Grant Gordon (10-13)	14
Dave Dickensheet (79-82)	23	Brett Sinkbeil (04-06)	14
Tim Clubb (07-09)	21	Brad Ziegler (00-03)	14
Geitz (95-98)-Watkins (67-70)	21	John Hardin (96-00)	14
Sam Perez (13-16)	20	Pierce Johnson (10-12)	13
Garrison (86-89)-Mays (94-96)	20	Jeff Gray (01-04)	13
Palmer (73-76)-Anderson (78-81)	20	Whitley (92-95)-Mays (94-96)	13
Winning Percentage		Shutouts	
Sam Perez (13-16)	.909	Ken Watkins (67-70)	5
Greg Reed (87-88)	.909	Brett Sinkbeil (04-06)	3
Darren Garrison (86-88)	.870	Brad Ziegler (00-03)	3
Mike Hill (75-76)	.846	Paul Marsala (03-04)	3
Ken Watkins (67-70)	.840	Craig Sands (90-91)	3
Paul Crain (89-90)	.813	John Rheinecker (00-01)	3
Nick Petree (11-13)	.794	Greg Reed (87-88)	3
Cody Schumacher (12-14)	.789	Dave Dickensheet (79-82)	3
Kirby Cannon (77-80)	.781	Dunn (77-79)-Palmer (73-76)	3
Scott Geitz (95-98)	.778	Hill (75-76)-Lopinot (70-71)	3
Anderson (78-81)-Prince (82-85)	.769	Jones (69-72)-Wilson (64-67)	3
Putouts		Assists	
Justin Paulsen (15-17)	1588	Chris Curry (95-98)	656
Jason Hart (96-98)	1515	Evan Pratte (88-91)	580
Luke Voit (10-13)	1453	Travis McComack (09-13)	576
Ryan Howard (99-01)	1409	Kevin Medrano (09-12)	568
Tim Rafferty (02-06)	1275	Joey Hawkins (12-15)	521
Ron Snider (76-79)	1167	Bill Mueller (90-93)	517
J.J. Scerba (92-96)	1006	Brooks Colvin (01-04)	479
Steve Hacker (93-95)	1001	Eric Cheray (12-15)	473
Tony Piazza (02-03)	979	Matt Gardner (99-02)	472
Ben Margalski (00-01)	847	Matt Lawson (05-07)	371
Errors		Total Chances	
Brooks Colvin (01-04)	73	Justin Paulsen (15-17)	1703
Matt Gardner (99-02)	67	Jason Hart (96-98)	1645
Brayden Drake (06-09)	65	Luke Voit (10-13)	1637
Chris Curry (95-98)	56	Ryan Howard (99-01)	1546
Mike Royle (77-80)	55	Tim Rafferty (02-06)	1367
Bill Mueller (90-93)	54	Ron Snider (76-79)	1253
Evan Pratte (88-91)	54	Chris Curry (95-98)	1187
Dan Firlit (99-00)	51	J.J. Scerba (92-96)	1155
Billy Bunton (80-83)	51	Tony Piazza (02-03)	1100
Thomas (78-81)-McComack (09-13)	50	Steve Hacker (93-95)	1074
Double Plays		Fielding Average	
Ryan Howard (99-01)	151	Steve Seal (69-70)	.992
Jason Hart (96-98)	147	Tate Matheny (13-15)	.991
Chris Curry (95-98)	141	Kyle Paul (07-08)	.991
Justin Paulsen (15-17)	122	Doug Bagby (72-73)	.991
Evan Pratte (88-91)	121	Tony Piazza (02-03)	.990
Kevin Medrano (09-12)	113	Paul Reinsch (82-83)	.990
Travis McComack (09-13)	111	Steve Hacker (93-95)	.989
Matt Gardner (99-02)	107	Larry Goessling (77-78)	.989
Tim Rafferty (02-06)	105	Fultz (14-16)-Castro (15-16)	.988
Ron Snider (76-79)	95	Ron Snider (76-79)	.988
Saves		Fielding Percentage	
Bryan Young (14-17)	35	Steve Seal (69-70)	.992
Shaun Marcum (02-03)	18	Tate Matheny (13-15)	.991
Matt Frevert (06-08)	15	Kyle Paul (07-08)	.991
Tyler Burgess (12-14)	14	Doug Bagby (72-73)	.991
Bob Zimmermann (01-03)	13	Tony Piazza (02-03)	.990
Grant Gordon (10-13)	12	Paul Reinsch (82-83)	.990
Dan Kickham (11)	11	Steve Hacker (93-95)	.989
Chris Krawczyk (03-06)	11	Larry Goessling (77-78)	.989
Matt Gilmer (94-97)	11	Fultz (14-16)-Castro (15-16)	.988
Tony Floyd (87-88)	9	Ron Snider (76-79)	.988
Dave Dickensheet (79-82)	9		



# MISSOURI STATE BASEBALL

Games 11-13 | MISSOURI STATE BEARS vs. ARKANSAS STATE RED WOLVES | March 9-11, 2018 | Springfield, Mo. | Hammons Field (8,000) | KBFL AM/FM

## THE LAST TIME...

### A Missouri State Hitter Had...

8 at-bats in a game	Adam Pummill vs. UNC Greensboro, 2/25/06
3 at-bats in an inning	Ryan Howard, Nick Kays (both 3-for-3) vs. Evangel, 4/21/99
4 hits in a game	Drew Millas at ECU, 3/3/18
5+ hits in a game	(5) Jeremy Eierman at Arkansas, 5/17/16
5+ runs in a game	(5) Jake Burger vs. Western Illinois, 3/16/16
4 runs in a game	Jake Burger and Justin Paulsen vs. Kansas, 4/6/16
3+ doubles in a game	(3) Justin Paulsen at Evansville, 4/29/17
2+ triples in a game	(2) Eric Cheray vs. Northern Illinois, 2/21/14
A grand slam	Jake Burger vs. Southern Illinois, 5/25/17
A pinch hit home run	Matt Dezort vs. Evansville, 4/22/16
An inside the park home run	Hunter Steinmetz vs. Western Illinois, 3/16/16
A pinch hit grand slam	Matt Dezort vs. Saint Louis, 4/1/14
Hit for the cycle	Matt Cepicky at Indiana State, 3/29/98
A hit from each side of the plate	Drew Millas vs. Oklahoma State, 3/7/18
A 10-15-game hit streak	(15) Justin Paulsen, 4/25/17 to 5/26/17
A 16-19-game hit streak	(19) Hunter Steinmetz, 3/5/16 to 4/2/16
A 20-24-game hit streak	(20) Aaron Meyer, 3/5/16 to 4/5/16
A 25-29-game hit streak	(29) Kevin Medrano, 3/23/10 to 5/14/10
A 30-game hit streak	(30) Brayden Drake, 4/27/08 to 3/29/09
10+ RBIs in a game	(11) John Knott vs. UNI, 5/2/92
9 RBIs in a game	Spencer Johnson vs. Kansas, 4/6/16
8 RBIs in a game	Brian Fuess vs. Bradley, 3/27/99
7 RBIs in a game	Brock Chaffin vs. Indiana State, 4/22/11
6 RBIs in a game	Blake Graham vs. Wichita State, 4/23/17
5 RBIs in a game	Jake Burger vs. Southern Illinois, 5/25/17
10+ total bases	(10) Jeremy Eierman at Saint Louis, 4/17/17
Reached safely 6 times	Joey Hawkins vs. Indiana State, 3/31/13
Hits in 5+ straight at-bats	(5) Drew Millas, 3/2/18 to 3/3/18
5 walks in a game	Lance Burkhart vs. Nevada, 2/14/97
4 walks in a game	Alex Jefferson at Evansville, 4/28/17
4 strikeouts in a game	Justin Paulsen at Illinois State, 4/24/15
5 strikeouts in a game	Tyler Ryun at UT Arlington, 2/26/10
Stole home	Dylan Becker at Abilene Christian, 2/28/14
3 stolen bases	Hunter Steinmetz vs. Western Illinois, 3/16/16
2 home runs in a game	Jeremy Eierman vs. Oklahoma State, 6/2/17
3 home runs in a game	Spencer Johnson vs. Kansas, 4/6/16
Home runs in consecutive at-bats	Justin Paulsen vs. DBU, 4/8/17
Homered in 3 straight games	Jeremy Eierman, 3/3/17 to 3/5/17
Homered in 5 straight games	Brayden Drake, 5/5/09 to 5/14/09
2 hits in an inning	Jeremy Eierman vs. Illinois State, 5/20/16
Hit by 3 pitches in a game	Brayden Drake vs. Middle Tennessee, 5/11/08
Hit by 2 pitches in a game	Logan Geha at Minnesota, 3/12/17
Led off the game with a home run	Hunter Steinmetz at TCU, 6/11/17
A walk-off home run	Jeremy Eierman vs. Oklahoma State, 6/2/17
A walk-off grand slam	Dylan Becker vs. Bradley, 4/20/13
A grand slam by a freshman	Jeremy Eierman vs. Central Michigan, 4/1/16
Consecutive multi-HR games	Ryan Howard, 2/23/00 and 2/27/00

### A Missouri State Pitcher Had...

Pitched over 9 innings	(9.1) Clay Murphy vs. Dallas Baptist, 5/20/14
A complete game (9)	Doug Still at New Mexico, 4/15/17
A complete game (7)	Dylan Coleman vs. Bradley, 4/1/17
A complete game as a freshman	Tim Clubb at Arkansas State, 3/20/07
Consecutive complete games (9)	Pierce Johnson, 3/15/12 and 3/23/12
3 straight complete games	Paul Marsala (4), 3/27/04 to 4/17/04
Pitched 5.0-6.2 innings of relief	(5.1) Nate Witherspoon at Saint Louis, 4/17/17
Pitched 7.0-8.2 innings of relief	(7.1) Sam Perez at Indiana State, 5/27/16
Pitched 9+ innings of relief	(10.0) J.C. Casey at Creighton, 5/27/11
A shutout (9)	Doug Still at New Mexico, 4/15/17
A shutout (7)	Chris Krawczyk vs. Illinois State, 5/15/05
A combined shutout (9)	Doug Still (4.1), Jake Fromson (3.2) and Jake Lochner (1.0) vs. Central Arkansas, 3/5/17
A shutout as a freshman	Tim Clubb at Arkansas State, 3/20/07
3+ hit batsmen in a game	(3) Connor Sechler at Central Arkansas, 2/25/18
2+ pickoffs in a game	(2) Tyler McAlister vs. Texas Southern, 2/18/18
10+ strikeouts in a game	(13) Dylan Coleman at Central Arkansas, 2/25/18
15+ strikeouts in a game	(15) Matt Hall vs. Wichita State, 5/2/15
6+ walks in a game	(6) Dylan Coleman vs. Illinois State, 5/19/16
A 15-19 inning scoreless streak	(16.1) Jake Fromson, 2/17/17 to 3/10/17
A 20+ inning scoreless streak	(22.2) Sam Perez, 5/17/16 to 5/28/16
Retired 15+ consecutive batters	(15) Austin Knight vs. Missouri, 4/25/17
Retired 20+ consecutive batters	(20) Matt Hall vs. Wichita State, 5/5/13
A two-hitter	Jordan Knutson (8.0) and Jake Fromson (1.0) vs. DBU, 4/7/17

A one-hitter	Matt Hall (9.0) at Arkansas, 6/6/15
A combined one-hitter	Dylan Coleman (7.0), Jake Fromson (1.0) and Bryan Young (1.0) vs. Indiana State, 5/13/17
A no-hitter	Mike Whitley (7) vs. Southeast Missouri, 5/4/94
A combined no-hitter	Scott Buchheit, Darrell Maus, Matt Brewer, Terry Menown vs. Lincoln, 3/14/89

### Missouri State...

Scored 30+ runs	(30) vs. Evangel, 4/21/99
Scored 25-29 runs	(25) vs. Southwest Baptist, 4/4/00
Scored 20-24 runs	(21) at Indiana State, 5/4/08
Scored 15-19 runs	(16) vs. Missouri, 4/12/16
Scored 10+ runs in an inning	(10) 5th vs. Bradley, 4/1/17
Scored 9 runs in an inning	4th at Arkansas State, 4/15/09
Scored 8 runs in an inning	7th vs. Southern Illinois, 5/25/17
Scored 7 runs in an inning	4th at Evansville, 4/28/17
Had 30+ hits	(32) vs. Evangel, 4/21/99
Had 25-29 hits	(26) vs. Indiana State, 5/14/98
Had 20-24 hits	(22) vs. Bradley, 5/24/12
Had 6+ doubles	(6) at Evansville, 4/10/10
Had 4+ triples	(4) vs. Illinois State, 5/20/16
Stole 6+ bases	(6) vs. Indiana State, 5/12/17
Stole 4 bases in an inning	3rd vs. Missouri, 5/3/11
Was hit by 6+ pitches	(7) vs. DBU, 2/25/11
Drew three consecutive HBP	vs. DBU, 2/25/11
Had 4+ sacrifice bunts	(5) at Southern Illinois, 5/10/15
Did not strike out	at Kansas State, 3/14/15
Hit into a triple play	vs. Indiana State, 5/15/09
Hit 7+ home runs	(7) vs. Middle Tennessee, 3/15/02
Hit 6 home runs	vs. Oral Roberts, 4/4/10
Hit 5 home runs	vs. UNI, 3/26/00
Hit 4 home runs	vs. DBU, 4/8/17
Hit 2 grand slams in a game	vs. Arkansas State, 3/22/16
Walked 10+ times	(10) vs. Oklahoma State, 3/7/18
Was shut out	at Central Arkansas (1-0), 2/25/18
Was shut out at home	vs. Illinois State (1-0), 5/24/17
Was shut out in consecutive games	vs. Oklahoma State, 3/18/14; at Wichita State, 3/21/14
Shut out back-to-back opponents	at Arkansas State, 3/1/17; vs. Central Arkansas, 3/3/17
Struck out 10+ batters	(14) vs. Oklahoma State, 3/7/18
Struck out 10+ times	(12) vs. Oklahoma State, 3/7/18
Was held to two or fewer hits	(1) vs. Saint Joseph's, 3/2/18
Hit back-to-back home runs	Justin Paulsen and Jake Burger vs. Wichita State, 5/26/17
Hit three straight home runs	Dan Firlit, Ryan Howard, Mike Collier vs. Arkansas Tech, 2/23/00
Turned 4+ double plays	(4) at Texas Tech, 2/19/12
Committed 6+ errors	(6) at Sam Houston State, 2/28/09
Swept a doubleheader	vs. Wichita State, 4/23/17
Lost both games of a doubleheader	at Indiana State, 4/29/16

### A Missouri State Opponent...

Scored 25+ runs	(25) Rice, 5/25/97
Scored 20-24 runs	(20) Georgia Tech, 2/20/10
Scored 15-19 runs	(17) Missouri, 4/26/16
Threw a complete-game one-hitter	Chris Razo, Illinois State, 4/5/13
Threw a complete-game no-hitter	Vince Serafini, Evansville, 5/13/00
Hit 3 home runs	Dylan Brown, Oklahoma State, 3/11/08
Hit 2 home runs	Korbin Williams, Evansville, 4/29/17
Hit back-to-back home runs	Trooper Reynolds and Chane Lynch, DBU, 4/2/15
Hit a leadoff home run	Korbin Williams, Evansville, 4/29/17
Hit a walk-off home run	Steffan Guest, UT Arlington, 2/27/10
Hit a grand slam	Collin Braithwaite, Illinois State, 5/19/17
Had 4 hits in a game	Garrett Bengel, Oklahoma State, 6/2/17
Had 5+ hits in a game	(5) Jared Mang, New Mexico, 4/13/17
Had 5 RBIs	Collin Braithwaite, Illinois State, 5/19/17
Had 6+ RBIs	(6) Zach Lavy, Missouri, 4/26/16
Had 4+ stolen bases in a game	(4) Michael Faulkner, Arkansas State, 4/4/12
Scored 10+ runs in an inning	Middle Tennessee (10 in 8th), 2/20/09
Scored 9 runs in an inning	Georgia Tech (4th), 2/20/10
Scored 8 runs in an inning	Northern Illinois (9th), 2/21/14
Scored 7 runs in an inning	DBU (1st), 5/23/14
Had 25-29 hits	(25) Rice, 5/25/97
Had 20-24 hits	(23) Nebraska, 2/20/11
Threw a complete game	(9.0) Cody Tyler, Wichita State, 4/15/16
Struck out 10+ batters	(12) Chad Whitmer, Southern Illinois, 5/5/17

# MISSOURI STATE BASEBALL

Games 11-13 | MISSOURI STATE BEARS vs. ARKANSAS STATE RED WOLVES | March 9-11, 2018 | Springfield, Mo. | Hammons Field (8,000) | KBFL AM/FM



## KEITH GUTTIN

### Head Coach

36th Season  
Alma mater: UMSL (1978)

One of the most successful baseball coaches in Missouri Valley Conference history, **Keith Guttin** began his MSU head coaching career in 1983, and has spent the past 35 seasons building the Bears into one of the top programs in the country. Under Guttin, the Bears have won 61 percent of their games, averaging 35 victories a year and racking up 11 different 40-win seasons.

Guttin, who will enter the 2018 season sixth among active Division I head coaches in career victories, has been a part of the MSU baseball program as a player, assistant coach and head coach for 40 of the program's 54 years. He took the helm of Bears baseball at the start of the 1983 season, coinciding with the move of Missouri State athletics to Division I status. He inherited the reins of the program from its only previous head baseball coach, former Missouri State Director of Athletics Bill Rowe. Guttin ultimately helped stretch MSU's string of consecutive winning seasons to 32 in a row, easily the longest of any Missouri State athletics team. His 1,225 career wins are the most recorded by any head coach in the 110-year history of Missouri State athletics, and the Bears have finished in the top half of the conference race in all but four of his 35 seasons.

During Guttin's tenure, 121 Bears have signed professional contracts, including six first-round draft picks and 17 players who have advanced to the Major Leagues. Additionally, MSU has won 17 regular-season or conference tournament championships and made 10 NCAA Division I Tournament appearances, including nine in the last two decades.

In 2003, Guttin led the Bears to the NCAA Division I College World Series for the first time in school history, marking the only trip to Omaha by a Division I team from the state of Missouri since 1965. He has been a conference coach of the year 11 times and was selected as the American Baseball Coaches Association Division I Midwest Region Coach of the Year in both 1997 and 2003.

Guttin's pupils have produced results off the diamond as well. Missouri State baseball players have been recognized on the Valley's all-academic team 62 times since the inception of the honor in 1992. Additionally, seven Bears have garnered academic All-America honors on 12 different occasions under Guttin, including three-time selection Brian Mahaffey.

Missouri State is coming off its second NCAA Super Regional appearance and MVC regular-season title in three seasons. The Bears won their first 18 Valley games en route to the title, then captured their third overall NCAA Regional crown by knocking off Arkansas in the deciding game of the Fayetteville Regional. MSU saw its storybook season come to an end at the Fort Worth Super Regional, as TCU secured a fourth straight trip to Omaha with a two-game sweep of Guttin's Bears. Consensus All-America picks Jake Burger and Jeremy Eierman led a potent Bears lineup that paved the way to a 43-20 campaign, while Valley pitcher of the year Jake Fromson led a star-studded pitching staff and garnered All-America recognition of his own.

The 2015 season will go down as one of the more

memorable campaigns for Guttin, who was inducted into both the Missouri Sports Hall of Fame and Springfield Area Sports Hall of Fame during the year. He also surpassed the 1,100 career victory mark early in MSU's record-setting season en route to earning his fifth MVC Coach of the Year nod. Under Guttin's guidance, the 2015 Bears set a program record with 49 victories and were ranked as high as No. 6 (*Baseball America*) in the nation while capturing the Valley's regular-season and postseason tournament titles. MSU went on to earn its ninth NCAA Division I postseason berth, sweeping the Springfield Regional at Hammons Field to advance to its second Super Regional appearance, where the Bears came up just one win shy of punching their ticket to the College World Series.

In 2001, Guttin led the Bears to their first-ever MVC regular-season championship and, in the process, dethroned perennial league powerhouse Wichita State. The Shockers had previously won outright or shared the Valley regular season crown in the previous 14 years, but the Bears posted a 22-10 record in 2001 and beat WSU by one game in the final league standings.

While the accomplishments of Guttin's teams on the field speak volumes about the success of his program, another dream came true in April 2004 when the Bears opened a sparkling 8,000-seat stadium just four blocks north of the Missouri State campus. The Bears finished the year ninth among NCAA Division I teams in attendance, playing only a portion of their home schedule at Hammons Field.

It was merely a coincidence that the crown jewel of the Missouri State baseball program came one year after the Bears exploded onto the national college baseball radar in the College World Series. But both events show the growth of college baseball in the Ozarks and the amount of community and administrative support the program had received in the last several years. With the continued support of the MSU community, Guttin has led the Bears' efforts in numerous charitable endeavors, including the program's annual Price Cutter Celebrity Golf Classic, proceeds from which have been committed to Champion Athletes of the Ozarks in each of the last 20 years. MSU's popular First Pitch and Reunion Night has also been a positive force for both the Bears and a variety of local charitable organizations. The preseason kickoff event has benefitted entities such as the Miracle League Ball Field, Care to Learn, Boys and Girls Clubs and the Wounded Warrior Project.

The Bears have finished lower than third in the league standings just nine times since Guttin took over. Guttin directed Missouri State to six straight league titles in Mid-Continent play from 1984 through 1989. He has given MSU its first three Valley post-season tournament championships in 1996, 1997 and 2015. He was voted the MVC Coach of the Year in 1993, 2001, 2003, 2008, 2015 and 2017 and was selected the American Baseball Coaches Association Division I Midwest Region Coach of the Year in 1997 and 2003.

Guttin had two notable seasons as the Missouri State second baseman, coming from Mineral Area College. He earned MIAA all-conference honorable mention in 1977 as the Bears made their first NCAA Division II tournament appearance in seven years.

A University City native, Guttin finished his undergraduate degree at the University of Missouri-St. Louis in 1978, and earned his master's degree in 1984 at Truman State. He and his wife, Marianne, have three daughters; Lauren, Lindsey and Samantha.

## GUTTIN'S COACHING RECORD

Year	Team	W-L	Pct.	Conf.	Pct.
1983	Missouri State	32-11	.744	---	---
1984	Missouri State	35-22	.614	---	---
1985	Missouri State	24-16	.600	5-3	.625
1986	Missouri State	47-14	.770	11-1	.917
1987	Missouri State	38-14	.731	7-3	.700
1988	Missouri State	41-17	.707	12-0	1.000
1989	Missouri State	41-10	.804	8-2	.800
1990	Missouri State	42-15	.737	11-0	1.000
1991	Missouri State	40-22	.645	14-10	.583
1992	Missouri State	31-23	.574	10-11	.476
1993	Missouri State	32-23	.582	14-6	.700
1994	Missouri State	31-23	.574	13-7	.650
1995	Missouri State	37-21	.638	18-13	.581
1996	Missouri State	32-25	.561	18-11	.621
1997	Missouri State	35-25	.583	16-10	.625
1998	Missouri State	32-21	.604	19-13	.594
1999	Missouri State	38-19	.667	18-11	.621
2000	Missouri State	24-33	.421	15-17	.468
2001	Missouri State	36-22	.621	22-10	.688
2002	Missouri State	43-21	.672	19-13	.594
2003	Missouri State	40-26	.606	19-11	.633
2004	Missouri State	31-28	.525	19-12	.613
2005	Missouri State	26-29	.473	10-14	.417
2006	Missouri State	33-22	.600	15-8	.652
2007	Missouri State	23-34	.404	7-17	.292
2008	Missouri State	40-17	.702	18-6	.750
2009	Missouri State	34-20	.630	17-5	.773
2010	Missouri State	21-34	.382	6-15	.286
2011	Missouri State	33-23	.589	11-9	.550
2012	Missouri State	40-22	.645	13-7	.650
2013	Missouri State	31-23	.574	12-9	.571
2014	Missouri State	26-31	.456	9-12	.429
2015	Missouri State	49-12	.803	18-3	.857
2017	Missouri State	43-20	.683	18-1	.947
2018	Missouri State	6-4	.600	0-0	.000
Totals		1,225-763	.616	391-273	.589

## GUTTIN'S MILESTONE VICTORIES

Win	Date	Result (Site)
1	3/5/83	MSU 8, Indiana State 2 (Meador Park)
100	3/11/86	MSU 7, Jacksonville 5 (Jacksonville, Fla.)
200	4/16/88	MSU 4, Eastern Illinois 2 (Charleston, Ill.)
300	5/13/90	MSU 9, Eastern Illinois 2 (Chicago, Ill.)
*395	5/1/93	MSU 9, UNI 2 (Meador Park)
400	5/9/93	MSU 7, Wichita State 6 (Meador Park)
500	5/17/96	MSU 8, Wichita State 7 (Wichita, Kan.)
600	4/24/99	MSU 13, UNI 7 (Meador Park)
700	5/4/02	MSU 5, Wichita State 1 (Wichita, Kan.)
800	5/11/05	MSU 15, Kansas 6 (Hammons Field)
900	5/11/08	MSU 7, Middle Tennessee 6 (Hammons Field)
1,000	3/3/12	MSU 3, Northwestern State 2 (Natchitoches, La.)
1,100	3/17/15	MSU 10, Little Rock 3 (Hammons Field)
1,200	4/18/17	MSU 5, Missouri 3 (Columbia, Mo.)

\*Surpassed Bill Rowe for the all-time MSU record for coaching victories

## GUTTIN'S CAREER HIGHLIGHTS

Nine regular-season conference titles  
(1986, 1988, 1989, 1990, 2001, 2003, 2009, 2015, 2017)

Nine conference tournament championships  
(1984, 1985, 1986, 1987, 1988, 1989, 1996, 1997, 2015)

Ten NCAA Regional berths  
(1987, 1995, 1996, 1997, 1999, 2002, 2003, 2012, 2015, 2017)

Three NCAA Super Regional berths  
(2003, 2015, 2017)

2003 College World Series berth

Mentored 29 All-Americans as head coach

Coached 116 professional signees, including 17 Major Leaguers  
-Ryan Howard - 2005 NL Rookie of the Year and 2006 NL MVP  
-Bill Mueller - 2003 AL Batting Champion

Coached 88 first-team all-conference selections, eight league players of the year and seven league pitchers of the year

Six-time Mid-Continent Conference Coach of the Year  
(1984-89)

Six-time Missouri Valley Conference Coach of the Year  
(1993, 2001, 2003, 2008, 2015, 2017)

Two-time ABCA/NCAA Regional Coach of the Year

# MISSOURI STATE BASEBALL

Games 11-13 | MISSOURI STATE BEARS vs. ARKANSAS STATE RED WOLVES | March 9-11, 2018 | Springfield, Mo. | Hammons Field (8,000) | KBFL AM/FM

## ALPHABETICAL ROSTER

No.	Player	Yr.	Pos.	B-T	Ht.	Wt.	Hometown (Previous School)
41	Michael Briggs	So.	C	R-R	6-2	225	Lee's Summit, Mo. (Archbishop O'Hara HS)
18	Matt Brown	Sr.	IF	R-R	6-2	220	St. Louis, Mo. (St. John Vianney HS/Jefferson College)
36	Ty Buckner	Fr.	RHP	R-R	6-1	190	St. Louis, Mo. (Ladue Horton Watkins HS)
10	Dylan Coleman	Jr.	RHP	R-R	6-6	240	Potosi, Mo. (Potosi HS)
43	Mason Dickemann	Fr.	RHP	R-R	6-3	170	Ozark, Mo. (Springfield Catholic HS)
23	Jack Duffy	So.	OF	L-R	5-10	190	Kansas City, Mo. (Staley HS)
11	Jeremy Eierman	Jr.	IF	R-R	6-1	205	Warsaw, Mo. (Warsaw HS)
26	Sam Faith	Fr.	IF	B-R	6-3	195	St. Charles, Ill. (St. Charles North HS)
17	Jordan Fitzpatrick	Fr.	IF/OF	L-R	6-0	185	Rogersville, Mo. (Logan-Rogersville HS)
16	Jake Fromson	Sr.	RHP	R-R	5-11	200	Lee's Summit, Mo. (Lee's Summit HS/Kansas State University)
4	Logan Geha	So.	C	R-R	5-11	190	Lee's Summit, Mo. (Lee's Summit West HS)
40	Zach Gibbs	Fr.	RHP	R-R	6-1	190	Wentzville, Mo. (Holt HS)
25	Jake Hausmann	Fr.	RHP	R-R	6-6	225	St. Charles, Mo. (CBC HS)
29	Austin Knight	Sr.	RHP	R-R	6-3	215	Lebanon, Mo. (Lebanon HS)
21	Jake Lochner	Jr.	LHP	L-L	5-11	200	Sullivan, Mo. (Sullivan HS)
19	Tyler McAlister	So.	RHP	R-R	6-5	195	Waterloo, Ill. (Waterloo HS)
12	Max McGuire	Fr.	C	R-R	6-3	220	Lincoln, Neb. (Southwest HS)
8	Robbie Merced	Fr.	IF	R-R	6-1	170	Springfield, Mo. (Kickapoo HS)
24	Drew Millas	So.	C	B-R	6-2	205	Swansea, Ill. (Belleville East HS)
50	Alex Moore	So.	RHP	R-R	6-7	245	Mountain Grove, Mo. (Mountain Grove HS)
32	John Privitera	So.	IF	L-R	5-8	170	Lee's Summit, Mo. (Lee's Summit West HS)
31	Landan Ruff	Sr.	OF	R-R	6-2	215	Springfield, Mo. (Parkview HS)
33	Matt Russell	Fr.	RHP	R-R	6-2	190	Kansas City, Mo. (Staley HS)
13	Davis Schwab	Jr.	LHP	L-L	6-4	215	Overland Park, Kan. (Blue Valley West HS/Johnson County CC)
14	Connor Sechler	Fr.	RHP	R-R	6-3	180	Bolivar, Mo. (Bolivar HS)
5	Ryan Skalnik	Sr.	IF	R-R	6-1	195	Owasso, Okla. (Verdigris HS/Northwest Mississippi CC)
7	Hunter Steinmetz	Jr.	OF	L-L	5-9	185	Springfield, Mo. (Parkview HS)
45	Ben Whetstone	So.	IF	L-R	6-6	240	Overland Park, Kan. (Rockhurst HS)
35	Logan Wiley	So.	RHP	R-R	6-0	170	Springfield, Mo. (Kickapoo HS/Kansas State University)
27	Nate Witherspoon	So.	LHP	L-L	6-4	210	Eureka, Mo. (Eureka HS)
44	Dennis Yingling	Fr.	LHP	L-L	6-1	205	St. Louis, Mo. (Lindbergh HS)
1	Brooks Zimmerman	Jr.	OF/IF	R-R	6-2	210	Stillwater, Okla. (Stillwater HS/Cowley Co. CC)

**Head Coach:** Keith Guttin

**Assistant Coaches:** Paul Evans, Matt Lawson

**Volunteer Assistant Coach:** Joe Lincoln

**Graduate Managers:** Matt Fultz, Alex Jefferson, Geoff Jimenez

**Student Assistant:** Aaron Meyer

**Director of Operations:** Tyler Jeske

**Athletic Trainer:** Jim Penkalski

## ROSTER BREAKDOWN

**Seniors (5):** Matt Brown, Jake Fromson, Austin Knight, Landan Ruff, Ryan Skalnik.

**Juniors (6):** Dylan Coleman, Jeremy Eierman, Jake Lochner, Davis Schwab, Hunter Steinmetz, Brooks Zimmerman.

**Sophomores (10):** Michael Briggs, Jack Duffy, Logan Geha, Tyler McAlister, Drew Millas, Alex Moore, John Privitera, Ben Whetstone, Logan Wiley, Nate Witherspoon.

**Freshmen (11):** Ty Buckner, Mason Dickemann, Sam Faith, Jordan Fitzpatrick, Zach Gibbs, Jake Hausmann, Max McGuire, Robbie Merced, Matt Russell, Connor Sechler, Dennis Yingling.

**Infielders (8):** Matt Brown, Jeremy Eierman, Sam Faith, Jordan Fitzpatrick, Robbie Merced, John Privitera, Ryan Skalnik, Ben Whetstone.

**Outfielders (4):** Jack Duffy, Landan Ruff, Hunter Steinmetz, Brooks Zimmerman.

**Catchers (4):** Michael Briggs, Logan Geha, Max McGuire, Drew Millas.

**Pitchers (16):** Ty Buckner, Dylan Coleman, Mason Dickemann, Jake Fromson, Zach Gibbs, Jake Hausmann, Austin Knight, Jake Lochner, Tyler McAlister, Alex Moore, Matt Russell, Davis Schwab, Connor Sechler, Logan Wiley, Nate Witherspoon, Dennis Yingling.

## NUMERICAL ROSTER

No.	Player	Pos.
1	Brooks Zimmerman	OF/IF
4	Logan Geha	C
5	Ryan Skalnik	IF
7	Hunter Steinmetz	OF
8	Robbie Merced	IF
10	Dylan Coleman	RHP
11	Jeremy Eierman	IF
12	Max McGuire	C
13	Davis Schwab	LHP
14	Connor Sechler	RHP
16	Jake Fromson	RHP
17	Jordan Fitzpatrick	IF/OF
18	Matt Brown	IF
19	Tyler McAlister	RHP
21	Jake Lochner	LHP
23	Jack Duffy	OF
24	Drew Millas	C
25	Jake Hausmann	RHP
26	Sam Faith	IF
27	Nate Witherspoon	LHP
29	Austin Knight	RHP
31	Landan Ruff	OF
32	John Privitera	IF
33	Matt Russell	RHP
35	Logan Wiley	RHP
36	Ty Buckner	RHP
40	Zach Gibbs	RHP
41	Michael Briggs	C
43	Mason Dickemann	RHP
44	Dennis Yingling	LHP
45	Ben Whetstone	IF
50	Alex Moore	RHP

**Head Coach**

2.....Keith Guttin

**Assistant Coaches**

3.....Matt Lawson

28.....Paul Evans

**Volunteer Assistant Coach**

38.....Joe Lincoln

**Student Assistant**

Aaron Meyer

**Graduate Managers**

Matt Fultz

Alex Jefferson

Geoff Jimenez

**Director of Operations**

Tyler Jeske

**Athletic Trainer**

Jim Penkalski

## PRONUNCIATION GUIDE


Mason Dickemann..... DICK • mun  
Jeremy Eierman..... IRE • mun  
Jake Fromson..... FRAWM • sin  
Logan Geha..... GEE • ha  
Keith Guttin..... rhymes with 'button'  
Jake Hausmann..... HOUSE • mun  
Jake Lochner..... LOCK • nur  
Robbie Merced..... mur • SAID  
John Privitera..... pri (long 'i') • vuh • TEER • uh  
Connor Sechler..... SECK • lur  
Hunter Steinmetz..... STINE • mets  
Ben Whetstone..... WET • stone  
Dennis Yingling..... YENG • ling



# MISSOURI STATE BASEBALL

Games 11-13 | MISSOURI STATE BEARS vs. ARKANSAS STATE RED WOLVES | March 9-11, 2018 | Springfield, Mo. | Hammons Field (8,000) | KBFL AM/FM

## TV/RADIO ROSTER



**1** Brooks Zimmerman  
OF/IF - Jr. - R/R  
Stillwater, Okla.



**4** Logan Coha  
C - So. - R/R  
Lee's Summit, Mo.



**5** Ryan Skalnik  
IF - Jr. - R/R  
Owasso, Okla.



**7** Hunter Steinmetz  
OF - Jr. - L/L  
Springfield, Mo.



**8** Robbie Morced  
IF - Fr. - R/R  
Springfield, Mo.



**10** Dylan Coleman  
RHP - Jr. - R/R  
Potosi, Mo.




**11** Jeremy Elormann  
IF - So. - R/R  
Warsaw, Mo.



**12** Max McGuire  
C - Fr. - R/R  
Lincoln, Neb.



**13** Davis Schwab  
LHP - Jr. - L/L  
Overland Park, Kan.



**14** Connor Sechler  
RHP - Fr. - R/R  
Bolivar, Mo.



**16** Jake Fromson  
RHP - Sr. - R/R  
Lee's Summit, Mo.



**17** Jordan Fitzpatrick  
IF - Fr. - L/R  
Rogersville, Mo.



**18** Matt Brown  
IF - Sr. - R/R  
St. Louis, Mo.




**19** Tyler McAllister  
RHP - So. - R/R  
Waterloo, Ill.



**21** Jake Lochner  
LHP - Jr. - L/L  
Sullivan, Mo.




**23** Jack Duffy  
OF - So. - L/R  
Kansas City, Mo.



**24** Drew Millas  
C - So. - S/R  
Swansea, Ill.



**25** Jake Hausmann  
RHP - Fr. - R/R  
St. Charles, Mo.



**26** Sam Faith  
IF - Fr. - S/R  
St. Charles, Ill.




**27** Nate Witherspoon  
LHP - So. - L/L  
Eureka, Mo.




**29** Austin Knight  
RHP - Sr. - R/R  
Lebanon, Mo.



**31** Landon Ruff  
OF - Sr. - R/R  
Springfield, Mo.



**32** John Privitera  
IF - So. - L/R  
Lee's Summit, Mo.



**33** Matt Russell  
RHP - Fr. - R/R  
Kansas City, Mo.



**35** Logan Wiley  
RHP - So. - R/R  
Springfield, Mo.



**36** Ty Buckner  
RHP - Fr. - R/R  
St. Louis, Mo.



**40** Zach Gibbs  
RHP - Fr. - R/R  
Wentzville, Mo.



**41** Michael Briggs  
C - So. - R/R  
Lee's Summit, Mo.



**43** Mason Dickmann  
RHP - Fr. - R/R  
Ozark, Mo.



**44** Dennis Yingling  
LHP - Fr. - L/L  
St. Louis, Mo.



**45** Ben Whetstone  
IF - So. - L/R  
Overland Park, Kan.



**50** Alex Moore  
RHP - So. - R/R  
Mountain Grove, Mo.



**2** Keith Cuttin  
Head Coach



**3** Matt Lawson  
Assistant Coach



**28** Paul Evans  
Assistant Coach



**38** Joe Lincoln  
Volunteer  
Assistant Coach