

MISSOURI STATE

2003 NCAA College World Series • 10 NCAA Regional Appearances • 38 All-Americans • 19 Major Leaguers

Eric Doennig, MSU Athletics Communications (Primary Contact) | O: (417) 836-4586 | C: (417) 827-5327 | EricDoennig@MissouriState.edu | MissouriStateBears.com | @MSUBearBaseball | MissouriStBears

2018 SCHEDULE

February (4-2)

16	vs. Texas Southern [§]	W, 8-2
16	at Lamar [§]	W, 11-2
17	vs. Lamar [§]	L, 0-8
18	vs. Texas Southern [§]	W, 6-5
25	at Central Arkansas	L, 0-1 (10)
25	at Central Arkansas	W, 5-2
27	at Oral Roberts	PPD

March (12-4)

2	vs. St. Joseph's [®]	L, 3-6
3	at (24) ECU [®]	W, 7-4
4	vs. Pepperdine [®]	W, 8-7
7	OKLAHOMA STATE	L, 8-10
9	(30) ARKANSAS STATE	W, 12-4
10	(30) ARKANSAS STATE	L, 1-4
11	(30) ARKANSAS STATE	W, 5-4
13	ORAL ROBERTS	W, 6-5
14	vs. Iowa*	W, 8-3
17	vs. Seton Hall [®]	W, 14-2
17	at Oklahoma State	L, 2-4
20	SOUTHEAST MISSOURI STATE	W, 10-5
21	MURRAY STATE	W, 5-4 (10)
23	CSUN	W, 3-2
24	CSUN	W, 5-0
25	CSUN	W, 8-2
27	at Kansas	6:05 p.m.
30	at Indiana State*	5:30 p.m.
31	at Indiana State*	1:00 p.m.

April

1	at Indiana State*	12:00 p.m.
3	vs. Missouri [§]	6:30 p.m.
6	EVANSVILLE*	6:30 p.m.
7	EVANSVILLE*	2:00 p.m.
8	EVANSVILLE*	1:00 p.m.
10	MISSOURI	6:30 p.m.
13	OREGON STATE (DH)	11:00 a.m.
14	OREGON STATE	6:30 p.m.
17	at Arkansas	6:35 p.m.
20	ILLINOIS STATE*	6:30 p.m.
21	ILLINOIS STATE*	2:00 p.m.
22	ILLINOIS STATE*	1:00 p.m.
24	at Missouri	7:30 p.m.
27	at Bradley*	6:00 p.m.
28	at Bradley*	2:00 p.m.
29	at Bradley*	1:00 p.m.

May

2	KANSAS	6:30 p.m.
4	at Valparaiso*	3:00 p.m.
5	at Valparaiso*	1:00 p.m.
6	at Valparaiso*	1:00 p.m.
11	SOUTHERN ILLINOIS*	6:30 p.m.
12	SOUTHERN ILLINOIS*	2:00 p.m.
13	SOUTHERN ILLINOIS*	1:00 p.m.
17	at DBU*	6:30 p.m.
18	at DBU*	6:30 p.m.
19	at DBU*	2:00 p.m.
23-26	MVC Baseball Championship [¶]	TBA

Home games played at Hammons Field in BOLD CAPS; *MVC game; § Cardinal Classic (Beaumont, Texas); @ Keith LeClair Classic (Greenville, N.C.); + at Kansas City, Mo.; # at Stillwater, Okla.; & at Busch Stadium (St. Louis, Mo.); ¶ at Horner Ballpark (Dallas, Texas)



(RV) MISSOURI STATE BEARS (16-6)

Conference.....Missouri Valley
 Head Coach.....Keith Guttin
 Alma Mater.....Missouri-St. Louis
 Career Record.....1,235-765 (36th year)
 Record at MSU.....same

GAME INFORMATION

Date.....Tuesday, March 27
 First Pitch.....6:05 p.m.
 Projected Starting Pitchers.....
 MSU.....RHP Austin Knight (0-0, 4.82 ERA)
 KU.....RHP Jon Hander (0-1, 3.00 ERA)
 Site.....Lawrence, Kan.
 Stadium.....Hoglund Ballpark (2,500)
 Series History.....MSU leads 30-27
 Radio.....KBFL 1060 AM/96.9 FM
 Watch.....ESPN3
 Live Stats.....KUathletics.com
 Twitter.....@MSUBearBaseball



KANSAS JAYHAWKS (15-9)

Conference.....Big 12
 Head Coach.....Ritch Price
 Alma Mater.....Willamette
 Career Record.....696-668-4 (24th year)
 Record at KU.....480-439-3 (16th year)

PRIME 9

- Missouri State is riding a season-best five-game win streak and has claimed nine of its last 10 games overall, out-scoring the opposition by a 66-31 margin over the same span
- The Bears have won nine of their last 12 games against Kansas and hold a 30-27 all-time advantage in the series; MSU is just 12-16 vs. the Jayhawks in Lawrence, but has won six of its last eight overall games at Hoglund Ballpark
- MSU has posted an 85-33 (.720) regular-season non-conference mark over the last four seasons and has gone 56-32 in true road games over the same stretch
- MSU leads the Valley in team earned run average (3.12), opponent batting (.228), fewest earned runs allowed (68) and fielding percentage (.977); Individually, **Dylan Coleman** paces the circuit in strikeouts (50), while **Drew Millas** ranks third in RBIs (26) and Eierman rates third in both runs scored (24) and home runs (5)
- Ben Whetstone** has reached base safely via a hit, walk or hit by pitch in each of the Bears' 22 contests this season; the sophomore first baseman has also been solid in games following a Missouri State defeat, hitting .409 with all four of his home runs and seven RBIs in such outings to help the Bears go 6-0 after a loss
- Preseason All-American **Jeremy Eierman** rebounded from a sluggish start to hit .455 (20-for-44) with three homers, 16 runs scored and six steals over the course of his recently-completed 11-game hit streak (March 3-20)
- Eierman homered twice and drove in a career-best seven runs in Sunday's 8-2 win over CSUN, climbing to ninth on the Bears' all-time home runs list with the 36th and 37th round-trippers of his career; he trails Ben Carlson in the No. 8 spot by one home run
- Head coach **Keith Guttin** moved past former San Diego State bench boss Jim Dietz (1,230) for sole possession of the No. 22 spot on the NCAA's all-time Division I coaching victories list with MSU's win over SEMO last Tuesday;
- Missouri State has 68 combined come-from-behind victories over the last three-plus seasons, including nine through its first 22 contests of the 2018 campaign

AROUND THE HORN

Pos.	Player	Ht.	Wt.	Class	B/T	G/GS	BA/OBP/SLG	HR/RBI	Notes
DH	Drew Millas	6-2	205	So.	B/R	22/22	.321/.427/.436	2/26	RBI total ranks 3rd in MVC
C	Logan Geha	5-11	190	So.	R/R	20/19	.180/.306/.180	0/5	Hits in a career-best 3 straight games
1B	Ben Whetstone	6-6	240	So.	L/R	22/22	.250/.385/.447	4/13	Reached safely in all 22 contests to date
2B	John Privitera	5-8	170	So.	L/R	22/22	.241/.381/.304	0/7	Hit .313/.452/.344 in MVC play last spring
SS	Jeremy Eierman	6-1	205	Jr.	R/R	22/22	.326/.437/.616	5/18	Ranks 39th nationally with team-best 11 SB
3B	Matt Brown	6-2	220	Sr.	R/R	22/19	.176/.386/.353	2/8	First 2-homer game of career vs. ASU (3/9)
LF	Brooks Zimmerman	6-2	210	Jr.	R/R	17/10	.220/.283/.341	1/4	Game-tying 2-run 2B in 9th vs. Murray (3/21)
CF	Hunter Steinmetz	5-9	185	Jr.	L/L	22/22	.267/.354/.395	1/16	.368 BA, 5 RBIs on current 5-game hit streak
RF	Jack Duffy	5-10	190	So.	L/R	22/21	.247/.326/.377	1/10	.304 BA (7-for-23) in 6 road games
OF	Landan Ruff	6-2	215	Sr.	R/R	21/10	.133/.289/.400	2/5	HR total represents career high
OF	Jordan Fitzpatrick	6-0	185	Fr.	L/R	15/5	.263/.364/.263	0/4	.500 BA (4-for-8) as pinch hitter
IF	Sam Faith	6-3	195	Fr.	B/R	12/3	.154/.313/.462	1/3	First HR as Bear 3/17 vs. Seton Hall
IF	Ryan Skalnik	6-1	195	Sr.	R/R	8/1	.222/.563/.222	0/2	Reached safely in 5 of last 7 PA (5 BB)

Pos.	Pitcher	Ht.	Wt.	Class	B/T	G/GS	W-L	Sv	IP	H	K/BB	BAA	ERA
RHP	Dylan Coleman	6-6	240	Jr.	R/R	6/6	4-1	0	42.2	23	50/19	.160	2.11
RHP	Ty Buckner	6-1	190	Fr.	R/R	6/6	2-2	0	29.2	27	20/17	.241	2.43
RHP	Logan Wiley	6-0	170	So.	R/R	12/2	3-2	1	29.1	29	28/7	.254	3.68
RHP	Austin Knight	6-3	215	Sr.	R/R	4/4	0-0	0	18.2	21	18/9	.292	4.82
RHP	Tyler McAlister	6-5	195	So.	R/R	4/4	0-0	0	15.2	18	17/10	.295	5.17
RHP	Jake Fromson	5-11	200	Sr.	R/R	4/0	1-0	1	7.1	3	4/1	.130	0.00
LHP	Nate Witherspoon	6-4	210	So.	L/L	9/0	1-0	0	13.0	11	11/5	.234	1.38
LHP	Davis Schwab	6-4	215	Jr.	L/L	4/0	1-0	0	4.0	5	4/2	.294	2.25
RHP	Connor Sechler	6-3	180	Fr.	R/R	10/0	3-1	1	19.0	14	23/6	.200	3.32
RHP	Matt Russell	6-2	190	Fr.	R/R	9/0	0-0	2	11.0	7	15/11	.179	4.91
LHP	Jake Lochner	5-11	200	Jr.	L/L	4/0	1-0	0	3.0	3	3/3	.300	6.00

MISSOURI STATE BASEBALL

Game 23 | MISSOURI STATE BEARS (16-6) at KANSAS JAYHAWKS (15-9) | March 27 | Lawrence, Kan. | Hoglund Ballpark (2,500) | KBFL AM/FM | ESPN3

MISSOURI STATE QUICK FACTS

Founded	1905
Location	Springfield, Mo.
Address	901 S. National Ave. Springfield, MO 65897
Web Site	MissouriState.edu
Switchboard	(417) 836-5000
President	Clif Smart
Enrollment	26,216
Nickname	Bears
School Colors	Maroon and White
National Affiliation	NCAA Division I
Conference	Missouri Valley Conference
Director of Athletics	Kyle Moats
Faculty Athletics Representative	James Hutter
Tickets	(417) 836-7678, (888) 476-7849 MissouriStateBears.com/Tickets

Stadium

Home Facility	Hammons Field
Opened	2004
Capacity	8,000
Surface	Natural Grass
Dimensions	LF-315/LC-365/CF-400/RC-365/RF-330
Press Box Phone	(417) 832-3029

Baseball Staff

Head Coach	Keith Guttin (Missouri-St. Louis, '78)
MSU Record	1,235-765 (36th year at MSU)
Overall Record	1,235-765 (36th year overall)
Assistant Coach	Paul Evans (Southern Illinois, '81)
Assistant Coach	Matt Lawson (Missouri State, '15)
Volunteer Assistant Coach	Joe Lincoln
Graduate Managers	Matt Fultz Alex Jefferson Geoff Jimenez
Student Assistant	Aaron Meyer
Director of Operations	Tyler Jeske
Athletic Trainer	Jim Penkalski
Strength & Conditioning Coordinator	Jeremiah Frey

Team Information

2017 Overall Record	43-20
2017 MVC Record (Finish)	18-1 (1st)
Postseason	NCAA Fayetteville Regional champion; NCAA Fort Worth Super Regional runner-up
Lettermen Returning/Lost	18/11
Starters Returning/Lost	4/5
Pitchers Returning/Lost	8/5
Newcomers	15

History

First Season	1964
All-Time Record (55 seasons)	1,629-995-1
All-Time at Hammons Field (15 seasons)	240-121
All-Time NCAA D-I Tournament Record	21-22 (10 app.)
MVC Regular-Season Championships	5
MVC Tournament Championships	3

Athletics Communications

Location	Hammons Student Center, Room 300
Shipping Address	901 S. National Avenue Springfield, MO 65897
Assistant Director (Primary Baseball Contact)	Eric Doennig
Office Phone	(417) 836-4584
Cell Phone	(417) 827-5327
Email	EricDoennig@MissouriState.edu
Assistant A.D. for Communications	Rick Kindhart
Assistant Director	Ben Adamson
Social Media/Graphic Design Assistant	Bridgette Robles
Assistant	Kevin Kane
Graduate Assistants	Shannon Carrico, Emily McMillan
Athletics Web Site	MissouriStateBears.com
Twitter	@MSUBearBaseball
Instagram	@MSUBearBaseball
Facebook	MissouriStBears/MSUBearsBaseball

LEADING OFF

Riding a season-best five-game win streak, the **Missouri State Bears** will travel to Lawrence for a non-conference tilt against the **Kansas Jayhawks** Tuesday (March 27) evening. The Bears and Jayhawks will open their annual home-and-home series with a 6 p.m. contest at Hoglund Ballpark.

The Bears (16-6) are coming off a perfect 5-0 home stand, including a three-game sweep of CSUN this past weekend. MSU's pitching limited the Matadors to three earned runs in the series to run their home win streak to seven straight games.

Kansas (15-9) is coming off a 3-5 road trip that included a Big 12 Conference series win at Baylor over the weekend. The Jayhawks have been strong at Hoglund Ballpark this season, bringing a nine-game home win streak and a 12-2 home mark into Tuesday's contest.

SERIES HISTORY

Missouri State enters Tuesday's matchup having claimed nine of the last 12 meetings in the series. The Bears hold a 30-27 overall edge in the series, but have gone just 12-16 against KU in Lawrence.

KU notched its first season sweep of the Bears in seven years last spring, claiming a 4-2 win in Springfield (April 4), before outlasting MSU by in an 8-5 game in Lawrence (May 2). MSU has gone 54-67 all-time against the current membership of the Big 12 Conference, including an 0-2 start to this season with a pair of losses to Oklahoma State.

COLEMAN CLIMBING

Junior right-hander **Dylan Coleman** picked up his fourth mound victory of the season last Friday with a 3-2 decision over CSUN, matching a career high with 8.0 innings and his second double-digit strikeout performance of the season (11) to claim the ninth position on MSU's career strikeout list (238). Coleman, who fanned an MVC-high 106 batters in 2016, needs five more K's to match the career total of Jon Harris (2013-15) in the No. 8 position, while Ross Detwiler sits in seventh with 244 career strikeouts.

MSU CAREER STRIKEOUTS

No.	Player	Years	K's
1.	Brad Ziegler	2000-03	330
2.	Nick Petree	2011-13	306
3.	Matt Hall	2013-15	275
4.	Brett Sinkbeil	2004-06	256
5.	Jordan Knutson	2014-17	247
	Jarrod Mays	1994-96	247
7.	Ross Detwiler	2005-07	244
8.	Jon Harris	2013-15	243
9.	Dylan Coleman	2016-pr.	238
10.	Pierce Johnson	2010-12	227

MSU CAREER WINS

No.	Player	Years	W
1.	Brad Ziegler	2000-03	32
2.	Jon Harris	2013-15	27
3.	Kirby Cannon	1977-80	25
4.	Jeff Gray	2001-04	23
	Dave Dickensheet	1979-82	23
6.	Tim Clubb	2007-09	21
	Jordan Knutson	2014-17	21
	Scott Geitz	1995-98	21
	Ken Watkins	1967-70	21
10.	Sam Perez	2013-16	20
	Darren Garrison	1986-89	20
	Jarrod Mays	1994-96	20
	Wade Palmer	1973-76	20
	Steve Anderson	1978-81	20
15.	Matt Hall	2013-15	19
	Jon Harris	2013-16	19
	Brett Sinkbeil	2004-06	19
18.	Dylan Coleman	2016-pr.	18
	Buddy Baumann	2007-09	18
20.	Jerry Oetting	1988-92	17

SERIES SUMMARY

All-Time Record vs. Kansas	30-27
Home	18-11
Road	12-16
Neutral	0-0
Current Streak	L2
Last 10 Meetings	8-2
3/27/12	Springfield W, 9-8
5/6/12	Lawrence W, 6-3
4/23/14	Lawrence W, 6-5
5/7/14	Springfield W, 5-3
3/24/15	Springfield W, 15-9
4/15/15	Lawrence W, 3-0
3/29/16	Lawrence L, 1-2
4/6/16	Springfield W, 18-11
4/4/17	Springfield L, 2-4
5/2/17	Lawrence L, 8-5
Keith Guttin vs. KU	30-27
MSU vs. the Big 12 Conference	54-67

Coleman also needs two more mound victories to crack the Bears' all-time top 10 list for that category. With 18 wins, he trails five different Bears — most recently Sam Perez (2013-16) — in the 10th spot with 20 victories.

CARDIAC CUBS

Missouri State has made a habit of eliminating leads over the last three seasons, and their recent home stand highlighted this trend. The Bears rallied for comeback wins in their first three games last week and have now totaled 68 come-from-behind victories since the start of the 2015 season. This year the Bears have rallied for nine wins after trailing. MSU has been good in close encounters as well, recording a 6-1 mark in one-run contests, including three walkoff wins at home.

With its 10-5 comeback victory over SEMO (March 20), MSU also improved to 6-0 following a loss. The Bears have hit .291 with seven of home runs in those six victories. **Ben Whetstone** has been particularly lethal in games following losses, batting .409 and slugging 1.000 with all four of his homers and seven RBIs. On the mound, **Dylan Coleman** has posted a pair of wins and a 2.57 ERA in such outings.

SHUTDOWN STAFF

MSU pitching has locked into high gear over the last 12 games, posting a 2.75 team ERA and winning 10 of those outings. In all, nine different Bears hurlers have logged sub-3.00 ERA's over the same span, while the staff as a whole has limited the opposition to a .204 batting mark.

A pair of freshmen have led the charge with **Ty Buckner** going 2-1 with a 2.06 ERA and **Connor Sechler** logging 7.2 scoreless innings over which he has fanned 13 batters without issuing a walk to go 2-0 with a save. The Bears have given up an average of 3.3 runs per outing and have yielded 10 or more hits just once during the same stretch.

MISSOURI STATE BASEBALL

Game 23 | MISSOURI STATE BEARS (16-6) at KANSAS JAYHAWKS (15-9) | March 27 | Lawrence, Kan. | Hoglund Ballpark (2,500) | KBFL AM/FM | ESPN3

2018 MVC STANDINGS

Team	Overall	Pct.	MVC	Pct.
Indiana State	14-5	.737	0-0	.000
Missouri State	16-6	.727	0-0	.000
Bradley	12-5	.706	0-0	.000
DBU	13-9	.591	0-0	.000
Southern Illinois	12-12	.500	0-0	.000
Illinois State	8-11	.421	0-0	.000
Valparaiso	7-12	.368	0-0	.000
Evansville	6-12	.333	0-0	.000

THIS WEEK IN THE VALLEY

Tuesday, March 27

Illinois State at Western Illinois (3 p.m.)
Arkansas State at Southern Illinois (5 p.m.)
SIUE at Evansville (6 p.m.)
Missouri State at Kansas (6 p.m.)
DBU at TCU (6:30 p.m.)

Wednesday, March 28

Indiana at Indiana State (3 p.m.)
Bradley at Iowa (4 p.m.)
Valparaiso at Purdue (5 p.m.)

Thursday, March 29

Southern at DBU (6:30 p.m.)

Friday, March 30

Bradley at Valparaiso (3 p.m.)
Southern Illinois at Illinois State (4:30 p.m.)
Missouri State at Indiana State (4:30 p.m.)
Evansville at Creighton (6:30 p.m.)
Xavier at DBU (6:30 p.m.)

MVC PRESEASON POLL

No.	Team (First-place votes)	Points
1.	DBU (7)	63
2.	Missouri State (1)	57
3.	Indiana State	42
4.	Southern Illinois	35
5.	Illinois State	31
6.	Bradley	30
7.	Evansville	18
8.	Valparaiso	12

PRESEASON ALL-MVC TEAM

Pos.	Player	Team
1B	Luke Mangieri	Bradley
2B	Connor Kopach	Southern Illinois
3B	Tim Millard	DBU
SS	Jeremy Eierman	Missouri State
C	Garrett Wolforth	DBU
UT	Andrew Ivelia	Bradley
DH	Dane Giesler	Indiana State
OF	Jameson Hannah	DBU
OF	Devlin Granberg	DBU
OF	Hunter Steinmetz	Missouri State
SP	Dylan Coleman	Missouri State
SP	Michael Baird	Southern Illinois
RP	Ryan Netemeyer	Southern Illinois
RP	Jake Fromson	Missouri State



IN RARE COMPANY

With Missouri State's 10-5 win over SEMO on Tuesday, Bears head coach **Keith Guttin** moved past former San Diego State coach Jim Dietz into sole possession of the No. 22 spot on the NCAA's Division I career coaching wins list.

With a career record of 1,235-765 (.61), Guttin is the second-winningest coach in MVC history, while his win total ranked sixth among all active Division I head coaches entering the 2018 season. Additionally, Guttin will coached his 2,000th game this past Sunday against CSUN.

OFF AND RUNNING

As part of their 16-6 start to the season, the Bears locked up their eighth-consecutive .500 or better month of February. Since the start of the 2011 season, Missouri State has gone a combined 43-15 (.741) in February, including a cumulative 28-8 (.778) mark over the last five seasons.

MSU has been even better in the month of March, which has traditionally been the Bears' most successful month. MSU has gone 47-20 in March over the last four seasons and has logged 15 winning months of March since 2001. Overall, MSU has posted a .633 March winning percentage and finished .500 or better in the month 45 times in 54 years as a varsity program.

STREAKING AT HAMMONS

With five home victories last week, the Bears ran their 2018 home mark to 8-2 and extended their current Hammons Field win streak to seven straight games. That streak represents the sixth different home win streak of at least six games since the start of the 2015 season.

The Bears have logged their top two single-season home win totals over the last two years, going 21-7 at home last spring, following a Hammons Field record 22 victories in 2016. In 2015, MSU posted its best-ever showing at Hammons with a 19-3 (.864) mark, giving the Bears a combined 70-21 (.769) home record since the start of the 2015 season.

ROAD TO SUCCESS

MSU has proven to be hard to stop on the road over the past three seasons, logging a 56-32 (.636) record in such contests. Including their 20-6 record in neutral-field games over the same stretch, the Bears have gone 76-38 (.667) away from Hammons Field since the start of the 2015 season. The Bears went 19-13 in true road games a year ago, after finishing with a program-record 21 wins in 27 road contests in 2015. MSU's 0.857 win percentage on the road represented their best since 1978, when they posted an identical percentage with a 12-2 road mark.

EIERMAN ON FIRE

After a slow start to the 2018 season, preseason All-American **Jeremy Eierman** caught fire to record a career-best 11-game hitting streak, March 3-20, batting .455 (20-for-44) with all three of his home runs and 16 total runs scored to help the Bears go 8-3 over the same stretch. In addition to his career-best hit streak, Eierman handled 41 of 42 defensive chances and swiped six bases in six tries during the hot streak.

MSU CAREER HOME RUNS

No.	Player	Years	HR
1.	Jason Hart	1996-98	63
2.	Nick Kays	1997-00	60
3.	Steve Hacker	1993-95	59
4.	Matt Cepicky	1997-99	51
5.	Ryan Howard	1999-01	50
6.	Jake Burger	2015-17	47
7.	Brian Mahaffey	1985-88	42
8.	Ben Carlson	2007-09	38
9.	Jeremy Eierman	2016-pr.	37
	Chris Curry	1995-98	37
11.	Matt Gardner	1999-02	36
12.	Jon Hale	1996-99	35
	Lance Burkhart	1996-97	35

NCAA DIVISION I WINNINGEST ACTIVE COACHES

No.	Coach (School)	W-L-T	Pct.
1.	Mike Martin (Florida State)	1,944-694-4	.737
2.	Jim Morris (Miami)	1,566-690-4	.694
3.	Mike Fox (North Carolina)	1,385-501-5	.734
4.	Paul Mainieri (LSU)	1,376-694-7	.664
5.	John Anderson (Minnesota)	1,244-845-3	.595
6.	Keith Guttin (MSU)	1,219-759-0	.616
7.	Danny Hall (Georgia Tech)	1,196-622-1	.658
8.	Wayne Graham (Rice)	1,147-497-0	.698
9.	Gary Gilmore (Coastal Carolina)	1,137-559-2	.670
10.	Mike Gillespie (UC Irvine)	1,124-696-2	.617
11.	Tony Robichaux (UL Lafayette)	1,115-711-2	.611
12.	Mike Sansing (Kennesaw State)	1,067-604-0	.639
13.	Pat Casey (Oregon State)	1,016-560-6	.644
14.	Elliott Avent (NC State)	1,015-704-0	.590
15.	Brian Shoop (UAB)	1,006-623-1	.617

*entering 2018 season

GUTTIN'S MILESTONE VICTORIES

Win	Date	Result	Site
1	3/5/83	MSU 8	Indiana State 2 (Meador Park)
100	3/11/88	MSU 7	Jacksonville 5 (Jacksonville, Fla.)
200	4/16/88	MSU 4	Eastern Illinois 2 (Charleston, Ill.)
300	5/13/90	MSU 9	Eastern Illinois 2 (Chicago, Ill.)
*395	5/1/93	MSU 9	UNI 2 (Meador Park)
400	5/9/93	MSU 7	Wichita State 6 (Meador Park)
500	5/17/96	MSU 8	Wichita State 7 (Wichita, Kan.)
600	4/24/99	MSU 13	UNI 7 (Meador Park)
700	5/4/02	MSU 5	Wichita State 1 (Wichita, Kan.)
800	5/11/05	MSU 15	Kansas 6 (Hammons Field)
900	5/11/08	MSU 7	Middle Tennessee 6 (Hammons Field)
1,000	3/3/12	MSU 3	Northwestern State 2 (Natchitoches, La.)
1,100	3/17/15	MSU 10	UALR 3 (Hammons Field)
1,200	4/18/17	MSU 5	Missouri 3 (Columbia, Mo.)

*Surpassed Bill Rowe for the all-time Missouri State record for coaching victories

giving the Bears a combined 70-21 (.769) home record since the start of the 2015 season.

Eierman, who was named MVC Player of the Week for the fifth time in his MSU career on March 19, has been at the forefront of the conversation throughout the fall and leading into the preseason about the Bear with the most promising potential to follow in the footsteps of several recent Major League Baseball Draft picks from Missouri State. The Bears have seen six players selected in the top 10 rounds of the MLB Draft over the last three seasons, including two first-rounders.

The Warsaw, Mo., product shared the No. 5 spot nationally with 23 home runs after turning in an NCAA postseason to remember, helping the Bears to their third Division I Regional crown. Eierman was a unanimous preseason All-America pick and was tabbed for USA Baseball's Golden Spikes Award watch list. He was also named the No. 9 college prospect for the 2018 MLB Draft, as well as the No. 17 overall prospect, by *Baseball America* prior to the start of the season.

MISSOURI STATE BASEBALL

Game 23 | MISSOURI STATE BEARS (16-6) at KANSAS JAYHAWKS (15-9) | March 27 | Lawrence, Kan. | Hoglund Ballpark (2,500) | KBFL AM/FM | ESPN3

MSU RECORD BY POSITION

C-	Geha 19 (13-6), Millas 3 (3-0)
1B-	Whetstone 22 (16-6)
2B-	Privitera 22 (16-6)
3B-	Brown 19 (14-5), Faith 2 (2-0), Fitzpatrick 1 (0-1)
SS-	Eierman 22 (16-6)
LF-	Ruff 10 (7-3), Zimmerman 9 (6-3), Fitzpatrick 3 (3-0)
CF-	Steinmetz 22 (16-6)
RF-	Duffy 21 (16-5), Zimmerman 1 (0-1)
DH-	Millas 19 (13-6), Faith 1 (1-0), Fitzpatrick 1 (1-0), Skalnik 1 (1-0)
P-	Buckner 6 (4-2), Coleman 6 (4-2), Knight 4 (3-1), McAlister 4 (3-1), Wiley 2 (2-0)

MSU RECORD BY BATTING ORDER

1st-	Privitera 18 (12-6), Steinmetz 4 (4-0)
2nd-	Eierman 15 (12-3), Steinmetz 7 (4-3)
3rd-	Millas 15 (12-3), Eierman 7 (4-3)
4th-	Whetstone 15 (12-3), Zimmerman 4 (2-2), Duffy 1 (0-1) Millas 1 (1-0), Steinmetz 1 (1-0)
5th-	Millas 6 (3-3), Steinmetz 6 (5-1), Duffy 5 (5-0), Brown 1 (0-1), Faith 1 (1-0), Skalnik 1 (1-0), Whetstone 1 (0-1), Zimmerman 1 (1-0)
6th-	Whetstone 5 (4-1), Geha 4 (3-1), Brown 4 (4-0), Duffy 3 (2-1), Steinmetz 3 (1-2), Zimmerman 3 (2-1)
7th-	Duffy 7 (5-2), Geha 5 (3-2), Brown 4 (4-0), Fitzpatrick 4 (3-1), Steinmetz 1 (1-0), Zimmerman 1 (0-1)
8th-	Geha 10 (7-3), Brown 5 (4-1), Duffy 4 (3-1), Faith 1 (1-0), Fitzpatrick 1 (1-0), Whetstone 1 (0-1)
9th-	Ruff 10 (7-3), Brown 5 (2-3), Privitera 4 (4-0), Duffy 1 (1-0), Faith 1 (1-0), Zimmerman 1 (1-0)

MSU HIT STREAKS

Category	Current	2018	Career
Hunter Steinmetz	5	5	19
John Privitera	4	4	4
Jeremy Eierman	3	11	11
Ben Whetstone	3	5	5
Logan Geha	3	3	3
Brooks Zimmerman	3	3	3
Jack Duffy	1	4	4
Jordan Fitzpatrick	1	1	1
Drew Millas	0	6	6
Landan Ruff	0	2	3
Matt Brown	0	2	2
Ryan Skalnik	0	2	2
Sam Faith	0	1	1

MSU REACHED BASE STREAKS

Category	Current	2018	Career
Ben Whetstone	22	22	22
Jeremy Eierman	19	19	33
Matt Brown	9	9	9
John Privitera	8	8	9
Ryan Skalnik	5	5	5
Hunter Steinmetz	5	5	29
Logan Geha	3	5	7
Brooks Zimmerman	3	3	3
Drew Millas	2	7	11
Jack Duffy	1	8	8
Jordan Fitzpatrick	1	4	4
Sam Faith	1	2	2
Landan Ruff	0	6	6

COLEMAN TABBED FOR VALLEY HONOR

After turning in his fifth quality start of the season to help pave the way to Missouri State's series sweep of CSUN, Bears junior **Dylan Coleman** has been named Missouri Valley Conference Player of the Week, the league office Monday.

Coleman dominated the Matadors for seven of his career-best eight innings Friday, striking out 11 and allowing just two runs (one earned) on four singles to earn his fourth win of the season. The Pototsi, Mo., native allowed just one baserunner through the first five innings—fanning eight batters in the process—then retired the final seven hitters he faced. His 11 strikeouts represented the fifth double-digit strikeout performance of his career and moved him into sole possession of ninth place on the Bears' career list.

Coleman became the third Bear to earn a Valley honor this spring, joining sophomore **Drew Millas**, who was named MVC Player of the Week following his breakout performance at the Keith LeClair Classic (March 5), and **Jeremy Eierman**, who earned the same honor last week.

VALLEY FORECAST

With 18 letterwinners returning from last year's 43-20 squad, the Bears were tabbed second in the Missouri Valley Conference's 2018 preseason poll of the league's head coaches. DBU Defending Valley Tournament champion DBU garnered seven of the eight first-place votes and finished with 63 points overall to claim the top spot in the poll.

The Patriots edged the Bears (57 points), who received the remaining first-place vote, while Indiana State (42) and Southern Illinois (35) rounded out the top half of the preseason poll. Illinois State (31) and Bradley finished fifth and sixth, respectively, while Evansville (18) and Valparaiso were slotted into the final two positions in the poll. The league's eight clubs will convene in Dallas at the conclusion of the conference season for the right to represent the Valley in the 2018 NCAA Tournament.

WHAT'S ON TAP

The 2018 Missouri State baseball schedule will feature a total of 53 games, including 24 home dates and match-ups against seven different 2017 NCAA Tournament teams. In all, the Bears are slated to play 23 games against 12 different opponents that rated among the top 125 RPI-finishers a year ago, including 13 contests against NCAA Regional qualifiers.

Highlighting the home portion of the schedule will be a three-game non-conference series (April 13-14) against an Oregon State squad that returns the bulk of its roster from last year's club that earned the top overall national seed in the 2017 NCAA Baseball Championship and advanced to the College World Series with a 56-6 overall record.

MSU's home slate will also feature midweek return visits from Missouri (April 10) and Kansas (May 2) as part of home-and-home series with the Tigers and Jayhawks. The Bears will host three Missouri Valley Conference weekend series, beginning with a three-game set against Evansville (April 6-8), followed by series with Illinois State (April 20-22) and Southern Illinois (May 11-13).

FEELING SUPER

Coming off the winningest three-year period in program history with 130 victories since the start of the 2015 season, the Bears turned in a stretch like no other in school history. Over the last three seasons, nine different players have been selected as All-Americans, six different players have been taken in the top 10 rounds of the MLB Draft, including two first-rounders. Last year's 43-20 team captured the program's fifth MVC regular-season crown, as well as the NCAA Fayetteville Regional title to advance to Super Regional play for the third time. With their run to the Regional title, the Bears advanced to NCAA Super Regional play for the second time in three seasons and the third time as a Division I program in 2017.

STREAK FOR THE AGES

Missouri State posted its best-ever-start to a Valley season in 2017 as part of its 22-game MVC win streak. The Bears won their first 18 conference games before falling to Illinois State (May 19) in their regular-season finale. With their 8-5 win over the Redbirds on May 18, the Bears ran their regular-season Valley win streak to a league-record 22-straight games, dating back to their May 15, 2016 win at DBU. They surpassed the previous all-time win streak by an MVC club with their title-clinching win vs. Indiana State on May 13, topping Wichita State's 19-game league win streak (1981-82).

BRINGING HOME THE HARDWARE

Headlined by four league specialty award winners and six first-team selections, a total of 10 Bears were selected for 2017 All-Missouri Valley Conference honors. This season's preseason poll offered more of the same, as four Bears were picked for preseason All-MVC recognition.

Senior right-hander **Jake Fromson**, was voted the Valley's Pitcher of the Year last spring, and **Dylan Coleman** was named to the squad, while junior All-America candidates **Jeremy Eierman** and **Hunter Steinmetz** were tabbed as well after strong summers with Team USA and on the Cape, respectively.

2018 HONORS

Dylan Coleman

- Missouri Valley Conference Pitcher of the Week (March 26)
- Preseason All-MVC

Jeremy Eierman

- Missouri Valley Conference Player of the Week (March 19)
- USA Baseball Golden Spikes Award Watch List
- Baseball America Preseason All-America (first team)
- D1 Baseball Preseason All-America (first team)
- Perfect Game Preseason All-America (first team)
- Collegiate Baseball Preseason All-America (first team)
- NCBWA Preseason All-America (second team)
- Preseason All-MVC

Jake Fromson

- NCBWA Stopper of the Year Watch List
- Collegiate Baseball Preseason All-America (second team)
- Preseason All-MVC

Drew Millas

- Missouri Valley Conference Player of the Week (March 5)

Hunter Steinmetz

- Preseason All-MVC

MISSOURI STATE BASEBALL

Game 23 | MISSOURI STATE BEARS (16-6) at KANSAS JAYHAWKS (15-9) | March 27 | Lawrence, Kan. | Hoglund Ballpark (2,500) | KBFL AM/FM | ESPN3

NCBWA DIVISION I POLL (March 26)

No.	Team	W-L	Points
1.	Oregon State	20-2	495
2.	Florida	21-5	490
3.	Stanford	17-2	488
4.	Ole Miss	22-3	487
5.	Florida State	20-5	485
6.	Arkansas	17-7	485
7.	Kentucky	17-7	483
8.	Texas Tech	21-5	480
9.	Vanderbilt	17-7	478
10.	NC State	20-4	475
11.	Auburn	20-5	472
12.	Southern Miss	17-5	470
13.	UCLA	15-5	468
14.	Clemson	18-6	465
15.	Indiana	16-5	463
16.	Texas A&M	19-6	462
17.	Duke	20-5	460
18.	ECU	18-5	457
19.	Louisville	18-6	455
20.	TCU	14-7	452
21.	LSU	16-9	452
22.	Wichita State	17-4	449
23.	Coastal Carolina	19-7	449
24.	UNLV	20-5	446
25.	Illinois	15-5	444
26.	San Diego State	16-7	442
27.	Georgia	18-6	441
28.	UCF	18-8	439
29.	North Carolina	14-10	437
30.	College of Charleston	19-6	434
	Sam Houston State	17-7	430
	Stetson	19-5	427

Receiving Votes: Alabama (16-9), Arizona State (11-9), California (13-9), Creighton (12-6), DBU (13-9), Florida Atlantic (17-7), FGCU (18-5), Houston (16-8), Indiana State (14-5), Jackson State (15-6), Long Beach State (10-14), Louisiana (10-13), Louisiana Tech (19-7), Mercer (19-6), Mississippi State (13-12), Missouri (19-6), Missouri State (16-6), Nevada (12-8), North Carolina Central (18-8), Ohio State (16-7), Oklahoma (17-9), Oregon (14-8), South Alabama (13-10), South Florida (18-7), Tennessee (16-9), Tennessee Tech (18-5), Texas (15-10), USC (11-9), UTRGV (15-10), Virginia (13-10).

COLLEGIATE BASEBALL POLL (March 26)

No.	Team	W-L	Points
1.	Oregon State	20-2	495
2.	Stanford	17-2	494
3.	Florida	21-5	490
4.	Vanderbilt	17-7	488
5.	UCLA	15-5	487
6.	NC State	20-4	485
7.	Ole Miss	22-3	483
8.	Clemson	18-6	480
9.	Florida State	20-5	478
10.	Louisville	18-6	475
11.	Texas Tech	21-5	472
12.	Illinois	15-5	470
13.	Duke	20-5	468
14.	Arkansas	17-7	465
15.	Kentucky	17-7	463
16.	Auburn	20-5	462
17.	Indiana	16-5	460
18.	Wichita State	17-4	457
19.	LSU	16-9	455
20.	Coastal Carolina	19-7	452
21.	Southern Miss	17-5	449
22.	Missouri	19-6	446
23.	Georgia	18-6	444
24.	San Diego State	16-7	442
25.	Stetson	19-5	441
26.	UNLV	20-5	439
27.	Texas A&M	19-6	437
28.	ECU	18-5	434
29.	TCU	14-7	430
30.	Houston	16-8	427

BEARS IN THE PRO RANKS

Four Missouri State baseball standouts reached contractual agreements with professional organizations after being selected in the 2017 Major League Baseball Draft.

First-round pick **Jake Burger** agreed to terms with the Chicago White Sox after the club selected the three-time All-American third baseman 11th overall in the June 12 draft, while fellow MSU juniors **Trey Turner** and **Doug Still** followed suit by reaching deals with Washington and San Francisco, respectively. Senior first baseman **Justin Paulsen** inked a contract with San Diego after being picked in the 39th round by the Padres.

Former Missouri State baseball standouts **Pierce Johnson** and **Luke Voit** became the 18th and 19th Bears to receive call-ups to the big leagues last year. Johnson was selected by the Cubs in the Comp Round of the 2012 MLB Draft with the 43rd overall pick, while Voit was taken by St. Louis in the 22nd round of the 2013 draft. The duo becomes the the second and third Bears to receive big-league call-ups in the last two seasons after **Buddy Baumann** made his Major League debut with San Diego in July 2016. Voit is one of three former Bears currently on MLB 40-man rosters, joining Baumann and **Brad Ziegler** (Marlins), while 11 additional former MSU standouts remain active in the minor league ranks.

In 2016, two MSU seniors — **Spencer Johnson** and **Sam Perez** — were among those taken in the 2016 Major League Baseball First-Year Player Draft. Perez was the first Missouri Valley Conference player to be chosen in the draft, as the Miami Marlins selected the right-hander in the fifth round with the 143rd overall pick on the second day of the 40-round amateur draft. The following day, Johnson heard his name called by the Houston Astros in the 16th round with the 487th overall pick. With the selections of Johnson and Perez, Missouri State extended an impressive string of talent production that has resulted in at least one Bear being picked in 30 of the last 31 MLB Drafts dating back to 1986.

BEARS ON RADIO

Once again in 2018, Meyer Communications is slated to provide live radio coverage of all 53 Missouri State regular-season games, plus all Bears' games in the Missouri Valley Conference Tournament and any 2018 postseason play.

The broadcasts can be heard primarily on **KBFL 1060 AM** and **96.9 FM** in Springfield with Art Hains, Ben Goss and Corey Riggs describing the action. An online audio stream is available through KBFL's website via RadioSpringfield.com.

BEARS TV BROADCAST SCHEDULE

Date	Opponent	Outlet	Time
March 7	Oklahoma State	ESPN3	3 p.m.
March 13	Oral Roberts	ESPN3	3 p.m.
March 21	Murray State	ESPN3	3 p.m.
April 6	Evansville	ESPN3	6:30 p.m.
April 7	Evansville	ESPN3	2 p.m.
April 8	Evansville	ESPN3	1 p.m.
April 10	Missouri	ESPN3	6:30 p.m.
April 13	Oregon State	ESPN3	11 a.m.
April 14	Oregon State	ESPN3	6:30 p.m.
April 20	Illinois State	ESPN3	6:30 p.m.
April 22	Illinois State	ESPN3	1 p.m.
May 2	Kansas	ESPN3	6:30 p.m.
May 11	Southern Illinois	ESPN3	6:30 p.m.
May 12	Southern Illinois	ESPN3	2 p.m.

RECENT BEARS IN THE MLB DRAFT

Year	Player	Team	Round/Overall
2017	Jake Burger	CWS	1st/11
	Trey Turner	WAS	10th/313
	Doug Still	SF	11th/336
	Jordan Knutson	DET	24th/725
	Justin Paulsen	SD	39th/1158
2016	Sam Perez	MIA	5th/143
	Spencer Johnson	HOU	16th/487
2015	Jon Harris	TOR	1st/29
	Tate Matheny	BOS	4th/111
	Matt Hall	DET	6th/190
	Joey Hawkins	STL	40th/1211
2014	Cody Schumacher	STL	36th/1095
2013	Nick Petree	STL	9th/275
	Grant Gordon	LAA	10th/307
	Luke Voit	STL	22nd/665
2012	Pierce Johnson	CHC	1st-Comp/43
	Kevin Medrano	ARI	18th/573
2011	Dan Kickham	DET	33rd/1007
2010	Mike Kickham	SF	6th/198
	Aaron Meade	LAA	10th/324
	Pat Doyle	CIN	24th/727
2009	Ben Carlson	CLE	6th/185
	Buddy Baumann	KC	7th/212
	Brayden Drake	SD	12th/354
	Tim Clubb	CHC	29th/890
	Dallas Hord	MIA	32nd/968
2008	Ryan Mantle	SF	19th/567
	Matt Frevert	STL	28th/845
2007	Ross Detwiler	WSH	1st/6
	Scott Carroll	CIN	3rd/104
	Matt Lawson	TEX	14th/440
	Jake Shafer	NYG	41st/1243
2006	Brett Sinkbeil	MIA	1st/19
	Chris Krawczyk	DET	22nd/652
2004	Brooks Colvin	DET	13th/373
	Derek Drage	PIT	21st/622
	Jeff Gray	OAK	32nd/967

BEARS ON THE WEB

Missouri State University, in conjunction with SIDEARM Sports, launched a new partnership in August 2016, unveiling a reconstructed **MissouriStateBears.com**, the official MSU Athletics web site. The revamped site will provide MSU fans with improved features and overall customer service. It uses the latest technology to provide fans with a seamless, robust experience unique to Missouri State University.

In 2015, ESPN and the Missouri Valley Conference announced a 10-year extension to their current media rights agreement that will provide increased coverage of conference events across ESPN platforms through the 2023-24 academic year. Fans can keep tabs on the Bears through **The Valley on ESPN3**. As part of the deal, ESPN, the MVC and its 10 member institutions will work jointly to develop in-house production capabilities at each campus that will provide significant coverage for multiple sports on ESPN3.

MISSOURI STATE BASEBALL

Game 23 | MISSOURI STATE BEARS (16-6) at KANSAS JAYHAWKS (15-9) | March 27 | Lawrence, Kan. | Hoglund Ballpark (2,500) | KBFL AM/FM | ESPN3

USA TODAY COACHES POLL (March 19)

No.	Team	W-L	LW
1.	Oregon State (30)	18-1	1
2.	Florida	18-4	2
3.	Stanford (1)	14-2	3
4.	Arkansas	16-4	10
5.	Ole Miss	19-2	8
6.	Auburn	19-2	14
7.	Vanderbilt	15-5	13
8.	Florida State	16-4	7
9.	Texas Tech	17-5	5
10.	NC State	18-3	20
11.	Kentucky	14-6	4
12.	Texas A&M	17-4	6
13.	UCLA	13-4	15
14.	Louisville	16-4	11
15.	Clemson	16-4	9
16.	Indiana	15-4	18
16.	Southern Miss	14-4	16
18.	ECU	16-4	17
19.	Duke	16-4	23
20.	LSU	14-7	19
21.	UCF	17-4	21
22.	TCU	10-7	12
23.	UNLV	18-3	24
24.	Virginia	13-7	21
25.	Sam Houston State	16-4	NR

D1BASEBALL.COM POLL (March 26)

No.	Team	W-L	LW
1.	Oregon State	20-2	1
2.	Florida	21-5	2
3.	Stanford	17-2	3
4.	Ole Miss	22-3	5
5.	Arkansas	17-7	4
6.	Kentucky	17-7	6
7.	Florida State	20-5	7
8.	Vanderbilt	17-7	8
9.	Texas Tech	21-5	10
10.	NC State	20-4	13
11.	Indiana	16-5	11
12.	Clemson	18-6	14
13.	Auburn	20-5	9
14.	Southern Miss	17-5	16
15.	UCLA	15-5	17
16.	ECU	18-5	18
17.	Texas A&M	19-6	12
18.	TCU	14-7	20
19.	Duke	20-5	21
20.	Louisville	18-6	15
21.	LSU	16-9	19
22.	Wichita State	17-4	NR
23.	San Diego State	16-7	NR
24.	Coastal Carolina	19-7	NR
25.	Illinois	15-5	NR

BASEBALL AMERICA POLL (March 19)

No.	Team	W-L
1.	Oregon State	18-1
2.	Florida	18-4
3.	Stanford	14-2
4.	Arkansas	16-4
5.	Florida State	16-4
6.	Auburn	19-2
7.	Ole Miss	19-2
8.	Kentucky	14-6
9.	Vanderbilt	15-5
10.	NC State	18-3
11.	Texas Tech	17-5
12.	Clemson	16-4
13.	Texas A&M	17-4
14.	Duke	16-4
15.	Southern Miss	14-4
16.	UCLA	13-4
17.	Louisville	16-4
18.	LSU	14-7
19.	Indiana	15-4
20.	UCF	17-4
21.	ECU	16-4
22.	Sam Houston State	16-4
23.	TCU	10-7
24.	Illinois	11-5
25.	San Diego State	13-6

STARTING PITCHERS GAME-BY-GAME

Ty Buckner

Date	Opponent	IP	H	R	ER	BB	SO	WP	BK	HBP	Score	Record
2/17	at Lamar	*2.1	5	6	4	4	0	0	0	0	(L) 0-8	0-1
2/15	at Central Arkansas	*4.2	2	1	0	4	3	0	0	1	(ND) 5-2	0-1
3/4	vs. Pepperdine	*5.0	7	2	0	1	2	0	0	0	(ND) 8-7	0-1
3/10	vs. Arkansas State	*6.0	5	3	3	2	6	0	0	0	(L) 1-4	0-2
3/17	vs. Seton Hall	*6.0	5	1	1	2	4	0	0	1	(W) 14-2	1-2
3/24	vs. CSUN	*5.2	3	0	0	4	5	0	1	0	(W) 5-0	2-2

Dylan Coleman

Date	Opponent	IP	H	R	ER	BB	SO	WP	BK	HBP	Score	Record
2/16	at Lamar	*6.0	3	1	1	3	7	0	0	0	(W) 11-2	1-0
2/25	at Central Arkansas	*8.0	2	0	0	3	13	0	0	0	(ND) 0-1	1-0
3/3	at ECU	*7.0	6	3	3	4	8	2	0	0	(W) 7-4	2-0
3/9	vs. Arkansas State	*7.0	2	1	1	5	6	0	0	0	(W) 12-4	3-0
3/17	at Oklahoma State	*6.2	6	4	4	3	5	1	0	0	(L) 2-4	3-1
3/23	vs. CSUN	*8.0	4	2	1	1	11	1	0	0	(W) 3-2	4-1

Austin Knight

Date	Opponent	IP	H	R	ER	BB	SO	WP	BK	HBP	Score	Record
2/16	vs. Texas Southern	*3.2	7	1	1	2	4	0	0	3	(ND) 8-2	0-0
3/2	vs. Saint Joseph's	*5.0	3	1	1	3	6	0	0	0	(ND) 3-6	0-0
3/11	vs. Arkansas State	*5.1	7	4	4	2	2	2	0	2	(ND) 5-4	0-0
3/20	vs. Southeast Missouri	*4.2	4	4	4	2	6	0	0	1	(ND) 10-5	0-0

Tyler McAlister

Date	Opponent	IP	H	R	ER	BB	SO	WP	BK	HBP	Score	Record
2/18	vs. Texas Southern	*5.0	6	3	3	2	2	0	0	2	(ND) 6-5	0-0
3/7	vs. Oklahoma State	*4.1	4	5	1	2	9	0	0	0	(ND) 8-10	0-0
3/13	vs. Oral Roberts	*3.2	4	2	2	4	2	0	0	1	(ND) 6-5	0-0
3/21	vs. Murray State	*2.2	4	3	3	2	4	0	0	1	(ND) 5-4	0-0

Logan Wiley

Date	Opponent	IP	H	R	ER	BB	SO	WP	BK	HBP	Score	Record
3/14	vs. Iowa	*5.2	5	3	3	4	7	4	0	0	(W) 8-3	2-2
3/25	vs. CSUN	*7.0	5	2	2	0	3	0	0	2	(W) 8-2	3-2

* game started

STARTER SUPPORT

Player	Starts	Runs	Runs/Start	Club Record	Quality Starts
Wiley	2	16	8.0	2-0	1
Knight	4	26	6.5	3-1	0
McAlister	4	25	6.3	3-1	0
Coleman	6	35	5.8	4-2	5
Buckner	6	33	5.5	4-2	2

*Quality start = at least 6 IP, allowing 3 ER or less

STARTER/BULLPEN BREAKDOWN

Pitching	W-L	ERA	IP	H	ER	BB	SO	HR	BI/Avg.
Starters	8-3	3.17	119.1	99	42	59	115	7	.228
Bullpen	8-3	3.04	77.0	66	26	34	79	4	.229
Total	16-6	3.12	196.1	165	68	93	194	11	.228

MISSOURI STATE BASEBALL

Game 23 | MISSOURI STATE BEARS (16-6) at KANSAS JAYHAWKS (15-9) | March 27 | Lawrence, Kan. | Hoglund Ballpark (2,500) | KBFL AM/FM | ESPN3

MULTI-HIT GAMES

Name	2	3	4	5+	Total
Jeremy Eierman	7	2	0	0	9
Hunter Steinmetz	6	1	0	0	7
Drew Millas	4	1	1	0	6
Jack Duffy	2	1	0	0	3
John Privitera	3	0	0	0	3
Matt Brown	2	0	0	0	2
Ben Whetstone	1	0	1	0	2
Logan Geha	1	0	0	0	1
Brooks Zimmerman	0	1	0	0	1
Team	26	6	2	0	33

CAREER MULTI-HIT GAMES

Name	2	3	4	5+	Total
Hunter Steinmetz	42	12	0	0	54
Jeremy Eierman	32	9	4	1	46
Drew Millas	11	3	1	0	15
Jack Duffy	7	4	0	0	11
John Privitera	7	0	0	0	7
Landan Ruff	3	0	0	0	3
Logan Geha	3	0	0	0	3
Matt Brown	2	0	0	0	2
Ben Whetstone	1	0	1	0	2
Brooks Zimmerman	0	1	0	0	1
Team	108	29	6	1	144

MULTI-RBI GAMES

Name	2	3	4	5+	Total
Drew Millas	7	1	1	0	9
Jeremy Eierman	3	0	0	1	4
Hunter Steinmetz	3	0	1	0	4
Ben Whetstone	3	1	0	0	4
Matt Brown	1	1	0	0	2
Logan Geha	2	0	0	0	2
Jack Duffy	1	1	0	0	2
Sam Faith	1	0	0	0	1
John Privitera	0	1	0	0	1
Ryan Skalnik	1	0	0	0	1
Brooks Zimmerman	1	0	0	0	1
Team	23	5	2	1	31

CAREER MULTI-RBI GAMES

Name	2	3	4	5+	Total
Jeremy Eierman	21	9	5	3	38
Hunter Steinmetz	16	6	1	0	23
Drew Millas	11	2	1	0	14
Jack Duffy	3	2	0	0	5
Logan Geha	4	0	0	0	4
Ben Whetstone	3	1	0	0	4
Landan Ruff	2	1	0	0	3
Matt Brown	1	1	0	0	2
John Privitera	0	1	1	0	2
Ryan Skalnik	1	1	0	0	2
Sam Faith	1	0	0	0	1
Brooks Zimmerman	1	0	0	0	1
Team	64	24	8	3	99

GAME-WINNING RBI

Name	'15	'16	'17	'18	Total
Jeremy Eierman	--	3	7	3	13
Hunter Steinmetz	--	3	2	1	6
Drew Millas	--	--	2	2	4
Jack Duffy	--	--	1	2	3
Logan Geha	--	--	1	1	2
Landan Ruff	0	0	2	0	2
Ben Whetstone	--	--	0	2	2
Matt Brown	--	--	0	1	1
John Privitera	--	--	0	1	1
Ryan Skalnik	--	--	1	0	1
Brooks Zimmerman	--	--	--	1	1
Jordan Fitzpatrick	--	--	--	1	1
Team	0	6	16	15	37

HOME RUN TRACKER

No.	Player (No.)	Opp. (Date)	On Base	Inn.	Outs.	Pitcher (T)
1.	Jack Duffy (1)	Texas Southern (2/16)	0	5	1	Furlong (L)
2.	Brooks Zimmerman (1)	Lamar (2/16)	0	2	0	Campbell (R)
3.	Ben Whetstone (1)	Texas Southern (2/18)	0	2	0	Boykins (R)
4.	Jeremy Eierman (1)	ECU (3/3)	0	9	0	Lanier (R)
5.	Hunter Steinmetz (1)	Oklahoma State (3/7)	2	1	1	Leeper (R)
6.	Ben Whetstone (2)	Arkansas State (3/9)	0	2	1	Welsh (R)
7.	Matt Brown (1)	Arkansas State (3/9)	1	2	1	Welsh (R)
8.	Ben Whetstone (3)	Arkansas State (3/9)	1	3	2	Welsh (R)
9.	Matt Brown (2)	Arkansas State (3/9)	0	4	0	Welsh (R)
10.	Landan Ruff (1)	Arkansas State (3/10)	0	3	1	Lee (L)
11.	Ben Whetstone (4)	Arkansas State (3/11)	0	8	1	Ritter (R)
12.	Drew Millas (1)	Oral Roberts (3/13)	2	7	2	Townsend (R)
13.	Jeremy Eierman (2)	Iowa (3/14)	1	1	0	Dreyer (L)
14.	Landan Ruff (2)	Iowa (3/14)	0	4	0	Wallace (L)
15.	Jeremy Eierman (3)	Seton Hall (3/17)	0	1	1	Politi (R)
16.	Sam Faith (1)	Seton Hall (3/17)	1	8	0	Lutz (R)
17.	Drew Millas (2)	CSUN (3/24)	1	1	1	Moore (R)
18.	Jeremy Eierman (4)	CSUN (3/25)	2	3	1	Acosta (L)
19.	Jeremy Eierman (5)	CSUN (3/25)	3	4	2	Acosta (R)

HOME RUN BREAKDOWN

Home	11	1 Out	9	3rd inning	3
Road	2	2 Outs	3	4th inning	3
Neutral	6	Solo	10	5th inning	1
vs. RHP	14	Two-run	5	6th inning	0
vs. LHP	5	Three-run	3	7th inning	1
vs. MVC	0	Grand slam	1	8th inning	2
vs. Non-MVC	19	1st inning	4	9th inning	1
0 Outs	7	2nd inning	4	Extra innings	0

HOME RUN BREAKDOWN

Player	Left Line	Left	Left Center	Center	Right Center	Right	Right Line
Matt Brown	0	0	2	0	0	0	0
Jeremy Eierman	0	2	1	1	1	0	0
Jack Duffy	0	1	0	0	0	0	0
Landan Ruff	1	0	1	0	0	0	0
Hunter Steinmetz	0	0	0	0	0	1	0
Ben Whetstone	0	0	0	0	1	3	0
Brooks Zimmerman	1	0	0	0	0	0	0
Drew Millas	0	1	0	0	0	1	0
Sam Faith	0	0	0	0	0	1	0
Total	2	4	4	1	2	6	0


BEARS MISCELLANEOUS

Home	8-2	When scoring 10+ runs	4-0
Away	3-3	When opponent scores 0-2 runs	7-1
Neutral	5-1	When opponent scores 3-5 runs	8-2
Day games	14-5	When opponent scores 6-9 runs	1-2
Night games	2-1	When opponent scores 10+ runs	0-1
On turf	1-0	Shutouts	1-2
On turf infield/grass outfield	4-2	Missouri State scores first	9-3
On grass	11-4	Opponent scores first	7-3
Wearing black jersey/maroon hat	0-1	Missouri State scores in first inning	4-2
Wearing maroon jersey/maroon hat	2-1	Opponent scores in first inning	5-1
Wearing maroon jersey/camo hat	1-0	Leading after six	11-1
Wearing maroon jersey/white hat	2-0	Trailing after six	4-3
Wearing MoState jersey/maroon hat	5-2	Tied after six	1-2
Wearing MoState jersey/white panel hat	2-1	Leading after seven	13-0
Wearing white jersey/maroon hat	2-1	Trailing after seven	3-5
Wearing white jersey/white hat	1-0	Tied after seven	0-1
Wearing camo jersey/maroon hat	1-0	Leading after eight	13-0
In Texas	2-1	Trailing after eight	2-5
In Arkansas	1-1	Tied after eight	1-1
In Oklahoma	1-1	Out-hit opponents	9-2
In North Carolina	2-1	Out-hit by opponents	5-4
In Missouri	9-2	Matching hits	2-0
In Kansas	0-0	On Monday	0-0
Doubleheaders	2-2	On Tuesday	2-0
Extra innings	1-1	On Wednesday	2-1
vs. Ranked teams	3-1	On Thursday	0-0
vs. Unranked teams	13-5	On Friday	4-1
vs. Starting LHP	6-3	On Saturday	3-3
vs. Starting RHP	10-3	On Sunday	5-1
One-run games	6-1	In February	4-2
Five+ run games	8-1	In March	12-4
When scoring 0-2 runs	0-4	Last 5 games	4-1
When scoring 3-5 runs	5-1	Last 10 games	9-1
When scoring 6-9 runs	7-1		

MISSOURI STATE BASEBALL

Game 23 | MISSOURI STATE BEARS (16-6) at KANSAS JAYHAWKS (15-9) | March 27 | Lawrence, Kan. | Hoglund Ballpark (2,500) | KBFL AM/FM | ESPN3

RETIRED NUMBERS



Bill Rowe

On Saturday, May 8, 2004, former head baseball coach and director of athletics **Bill Rowe** became the first person in the 48-year history of the MSU baseball program to have his number retired.

Rowe guided the baseball Bears as head coach for 19 years from the start of the program in 1964 through its final season in NCAA Division II in 1982. He led the Bears to a 394-230-1 record and four Division II College World Series appearances. Under Rowe, the Bears finished as national runners-up in 1969 and finished third nationally in 1970 (just the sixth and seventh years of the program). As athletic director, Rowe guided the Bears from

Division II to Division I and saw the Bears change leagues from the MIAA and Mid-Continent Conferences to a current membership in the Missouri Valley Conference.

The retirement ceremony for Rowe's jersey was held prior to the Bears' doubleheader against Illinois State.

The indoor practice facility at Hammons Field also bears Rowe's name as of January 30, 2010.



Ryan Howard

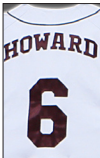
On Dec. 18, 2010, Missouri State retired the No. 6 jersey of former Bear and 2006 National League Most Valuable Player **Ryan Howard** at JQH Arena.

A St. Louis native who played at Missouri State from 1999-2001, Howard finished his collegiate career with 50 home runs, 183 RBIs and a .335 career average in 172 games. He was the 1999 Missouri Valley Conference Freshman of the Year and MSU's A.E. "Ted" Willis Most Valuable Player in 2000.

Since being drafted by Philadelphia in the fifth round of the 2001 draft, Howard has enjoyed a standout professional career. His long list of accomplishments as a member of

the Phillies includes 2005 National League Rookie of the Year, 2006 NL MVP, 2006 Home Run Derby champion, 2008 World Series champion, 2009 NLCS MVP and three All-Star selections.

Howard debuted with the Phillies in 2004, accumulating a career batting average of .258 with 382 homers and 1,194 RBIs in 1,572 MLB games over 13 seasons.



BEARS IN THE BIGS

- Scott Bailes
- Mark Bailey
- Buddy Baumann* (San Diego Padres)
- Scott Carroll
- Matt Cepicky
- Ross Detwiler
- Bart Evans
- Jeff Gray
- Jason Hart
- Ryan Howard
- Pierce Johnson
- Mike Kickham
- Shaun Marcum
- Bill Mueller
- Matt Palmer
- John Rheinecker
- Brett Sinkbeil
- Luke Voit* (St. Louis Cardinals)
- Brad Ziegler* (Miami Marlins)

SERIES BREAKDOWN

Series	W-L	Hitting						Pitching			BAA
		Avg.	R	2B	HR	SB	FLD%	ERA	SO/BB		
Texas Southern	2-0	.300	14	0	2	4	.987	3.50	15/5	.300	
Lamar	1-1	.275	11	3	1	1	.973	4.24	12/8	.258	
Central Arkansas	1-1	.141	5	3	0	2	.952	0.98	21/11	.161	
Saint Joseph's	0-1	.036	3	1	0	2	.935	3.38	11/7	.281	
ECU	1-0	.361	7	2	1	2	1.000	4.00	11/5	.226	
Pepperdine	1-0	.290	8	3	0	1	.976	5.00	4/6	.378	
Oklahoma State	0-2	.260	10	4	1	4	.955	5.29	21/10	.212	
Arkansas State	2-1	.226	18	6	6	0	.990	3.00	27/13	.194	
Oral Roberts	1-0	.265	6	0	1	3	.975	5.00	11/9	.303	
Iowa	1-0	.278	8	2	2	0	1.000	3.00	9/4	.242	
Seton Hall	1-0	.290	14	1	2	0	.973	1.00	6/3	.200	
Southeast Missouri	1-0	.276	10	4	0	3	.974	5.00	8/3	.258	
Murray State	1-0	.167	5	1	0	2	.975	2.70	14/3	.171	
CSUN	3-0	.263	16	4	3	3	.990	1.00	24/6	.160	
Kansas											
Indiana State											
Missouri											
Evansville											
Oregon State											
Arkansas											
Illinois State											
Bradley											
Valparaiso											
Southern Illinois											
DBU											

SINGLE-GAME HIGHS

Batting	Individual	Team
At Bats	6, Hunter Steinmetz vs. Oklahoma State (3/7)	40 vs. Oklahoma State (3/7)
Runs	4, Jeremy Eierman vs. Seton Hall (3/17)	14 vs. Seton Hall (3/17)
Hits	4, Ben Whelstone vs. Texas Southern (2/18)	14 at Lamar (2/16)
	4, Drew Millas at ECU (3/3)	
Doubles	2, Jeremy Eierman vs. Oklahoma State (3/7)	4 vs. Southeast Missouri State (3/20)
Triples	1, (5 times)	1 (5 times)
Home Runs	2, Matt Brown vs. Arkansas State (3/9)	4 vs. Arkansas State (3/9)
	2, Ben Whelstone vs. Arkansas State (3/9)	
Runs Batted In	7, Jeremy Eierman vs. CSUN (3/25)	14 vs. Seton Hall (3/17)
Total Bases	8, Ben Whelstone vs. Arkansas State (3/9)	28 vs. Arkansas State (3/9)
	8, Matt Brown vs. Arkansas State (3/9)	
	8, Jeremy Eierman vs. CSUN (3/25)	
Stolen Bases	2, Jeremy Eierman (4 times)	4 vs. Oklahoma State (3/7)
Walks	3, (5 times)	14 vs. Seton Hall (3/17)
		14 vs. Southeast Missouri State (3/20)
Strikeouts	3, (9 times)	14 vs. Oral Roberts (3/13)
Fielding	Individual	Team
Putouts	14, Logan Geha vs. Oklahoma State (3/7)	30 vs. Murray State (3/21)
Assists	5, Jeremy Eierman (2 times)	14 at Central Arkansas (2/25)
		14 vs. Pepperdine (3/4)
Errors	2, Jordan Fitzpatrick vs. Oklahoma State (3/7)	3 vs. Oklahoma State (3/7)
Double Plays	2, Ben Whelstone (3 times)	2 (4 times)
	2, Jeremy Eierman (3 times)	
	2, John Privitera (2 times)	
Pitching	Individual	Team
Innings Pitched	8.0, Dylan Coleman (2 times)	10.0 vs. Murray State (3/21)
Runs Allowed	6, Ty Buckner at Lamar (2/17)	10 vs. Oklahoma State (3/7)
Earned Runs Allowed	5, Connor Sechler vs. Oklahoma State (3/7)	6 at Lamar (2/17)
		6 vs. Oklahoma State (3/7)
		6 vs. Oklahoma State (3/7)
Hits Allowed	7, (3 times)	11 vs. Texas Southern (2/16)
Walks	5, Dylan Coleman vs. Arkansas State (3/9)	9 vs. Oral Roberts (3/13)
Strikeouts	13, Dylan Coleman at Central Arkansas (2/25)	14 at Central Arkansas (2/25)
		14 vs. Oklahoma State (3/7)
		14 vs. Murray State (3/21)

MISSOURI STATE BASEBALL

Game 23 | MISSOURI STATE BEARS (16-6) at KANSAS JAYHAWKS (15-9) | March 27 | Lawrence, Kan. | Hoglund Ballpark (2,500) | KBFL AM/FM | ESPN3

SEASON RESULTS

Date	MSU Totals	Opponent	Opp. Totals	W/L	Record	Winner	Loser	Save	Highlights
2/16	8-8-1	vs. Texas Southern [^]	2-11-2	W	1-0	SECHLER (1-0)	Furlong (0-1)	--	Duffy 2-4, HR, 2 R; Sechler 4.1 IP, 3 H, 1 ER, 4 K's
2/16	11-14-1	at Lamar [^]	2-7-1	W	2-0	COLEMAN (1-0)	Campbell (0-1)	--	Coleman 6.0 IP, 3 H, 1 ER, 7 K's; Zimmerman 3-4, HR, Brown 2-3
2/17	0-5-1	at Lamar [^]	8-10-0	L	2-1	Sills (1-0)	BUCKNER (0-1)	Driskill (1)	Witherspoon 4.1 IP, 3 H, 0 ER, 2 K's; Privitera 2-3
2/18	6-10-0	vs. Texas Southern [^]	5-10-1	W	3-1	WILEY (1-0)	Suarez (0-1)	RUSSELL (1)	Whetstone 4-5, HR; Privitera 2-4, 3B, 3 RBIs; Wiley 3.2 IP, 3 K's
2/25	2-0-2	at Central Arkansas	1-4-0	L (10)	3-2	Moyer (1-1)	WILEY (1-1)	--	Coleman 8.0 IP, 2 H, 0 R, 13 K's; UCA walkoff win in 10th
2/25	5-7-2	at Central Arkansas	2-6-0	W	4-2	SCHWAB (1-0)	Davenport (0-1)	WILEY (1)	Steinmetz 2-4, 3B, RBI; Millas 2 RBIs
3/2	3-1-2	vs. St. Joseph's [@]	6-9-2	L	4-3	Brennan (1-1)	WILEY (1-2)	Powles (1)	SJU scores five in 6th, holds MSU to one hit
3/3	7-13-0	at ECU [@]	4-7-1	W	5-3	COLEMAN (2-0)	Agnos (0-1)	RUSSELL (2)	Coleman 7.0 IP, 6 H, 3 ER, 8 K's; Millas 4-4, 2 RBIs
3/4	8-9-1	vs. Pepperdine [@]	7-14-2	W	6-3	LOCHNER (1-0)	Pendergast (0-2)	--	Eierman 2-3, RBI, 2 BB; Duffy 2-run 2B in 8th, 2 OF assists
3/7	8-11-3	Oklahoma State	10-8-2	L	6-4	Aleaziz (1-0)	SECHLER (1-1)	Basso (1)	Steinmetz 3-6, HR, 4 RBI; Eierman 3-5, 2 2B, 2 R, 2 SB
3/9	12-12-1	Arkansas State	4-3-1	W	7-4	COLEMAN (3-0)	Welsh (1-1)	--	Whetstone 2-2, 2 HR, 3 R, 3 RBIs; Brown 2-3, 2 HR, 3 R, 3 RBIs
3/10	1-4-0	Arkansas State	4-7-0	L	7-5	Lee (2-1)	BUCKNER (0-2)	Kutzke (3)	Buckner 6.0 IP, 5 H, 3 ER, 6 K's
3/11	5-5-0	Arkansas State	4-9-2	W	8-5	FROMSON (1-0)	Lannon (0-1)	--	Brown GWRBI on SF in 9th; Whetstone 3rd HR of series
3/13	6-9-1	Oral Roberts	5-10-1	W	9-5	SECHLER (2-1)	Stout (1-1)	--	Millas 3-run HR, 4 RBIs; Eierman 2-4, 2 R, 2 SB
3/14	8-10-0	vs. Iowa ^{\$}	3-8-1	W	10-5	WILEY (2-2)	Dreyer (0-1)	--	Duffy 2-4, RBI; Eierman 2-run HR in 1st; Wiley 5.2 IP, 7 K's
3/17	14-9-1	vs. Seton Hall	2-7-0	W	11-5	BUCKNER (1-2)	Politi (0-4)	--	Millas 3-3, 3 R, 2 BB; Eierman 2-3, HR, 4 R; Buckner 6.0 IP, 4 K's
3/17	2-8-0	at Oklahoma State	4-6-1	L	11-6	Teel (3-0)	COLEMAN (3-1)	Lienhard (1)	Coleman 6.2 IP, 5 K's; Duffy 3-4; OSU scores 4 in 7th
3/20	10-8-1	Southeast Missouri	5-8-2	W	12-6	WITHERSPOON (1-0)	Wade (0-2)	--	Steinmetz 2-3, 2 BB, 2 R, 2 RBIs; Eierman 2-4, 11-G hit streak
3/21	5-5-1	Murray State	4-6-0	W	13-6	SECHLER (3-1)	Whaley (3-2)	--	Zimmerman 2-run 2B in 9th to tie, Millas GWRBI on 1B in 10th
3/23	3-9-1	CSUN	2-6-1	W	14-6	COLEMAN (4-1)	Armstrong (1-1)	SECHLER (1)	Coleman 8.0 IP, 4 H, 1 ER, 11 K's; Whetstone 2-run 1B in 8th
3/24	5-6-0	CSUN	0-4-2	W	15-6	BUCKNER (2-2)	Moore (1-4)	FROMSON (1)	Millas 2-run HR; Steinmetz 2 RBIs; Buckner 5.2 scoreless IP
3/25	8-10-0	CSUN	2-5-0	W	16-6	WILEY (3-2)	Acosta (3-4)	--	Eierman 2 HR, 7 RBIs; Wiley 7.0 IP, 5 H, 2 ER, 3 K's
3/27		at Kansas							
3/30		at Indiana State [*]							
3/31		at Indiana State [*]							
4/1		at Indiana State [*]							
4/3		vs. Missouri ^{&}							
4/6		Evansville [*]							
4/7		Evansville [*]							
4/8		Evansville [*]							
4/10		Missouri							
4/13		Oregon State ^(DH)							
4/14		Oregon State							
4/17		at Arkansas							
4/20		Illinois State [*]							
4/21		Illinois State [*]							
4/22		Illinois State [*]							
4/24		at Missouri							
4/27		at Bradley [*]							
4/28		at Bradley [*]							
4/29		at Bradley [*]							
5/2		Kansas							
5/4		at Valparaiso [*]							
5/5		at Valparaiso [*]							
5/6		at Valparaiso [*]							
5/11		Southern Illinois [*]							
5/12		Southern Illinois [*]							
5/13		Southern Illinois [*]							
5/17		at DBU [*]							
5/18		at DBU [*]							
5/19		at DBU [*]							

* Missouri Valley Conference game; ^ at Cardinal Classic (Beaumont, Texas); @ at Keith LeClair Classic (Greenville, N.C.); \$ at KC Urban Youth Academy (Kansas City, Mo.); & at Busch Stadium (St. Louis, Mo.)

Record Breakdown: 16-6 overall, 16-6 non-conference; 0-0 MVC; 3-3 away; 8-2 home; 5-1 neutral; 4-2 February; 12-4 March; 13-5 day games; 2-1 night games; longest winning streak - 5; longest losing streak - 1.

MISSOURI STATE BASEBALL

Game 23 | MISSOURI STATE BEARS (16-6) at KANSAS JAYHAWKS (15-9) | March 27 | Lawrence, Kan. | Hoglund Ballpark (2,500) | KBFL AM/FM | ESPN3

OVERALL BATTING-FIELDING STATISTICS

Record: 16-6 Home: 8-2 Away: 3-3 Neutral: 5-1 MVC: 0-0

Player	avg	gp-gs	ab	r	h	2b	3b	hr	rbi	tb	slg%	bb	hp	so	gdp	ob%	sf	sh	sb-att	po	a	e	fld%	
Eierman,Jeremy	.326	22-22	86	24	28	8	1	5	18	53	.616	13	4	21	2	.437	0	0	11-12	37	45	3	.965	
Millas,Drew	.321	22-22	78	9	25	3	0	2	26	34	.436	15	1	17	5	.427	2	0	0-0	24	2	0	1.000	
Steinmetz,Hunter	.267	22-22	86	17	23	6	1	1	16	34	.395	9	3	24	0	.354	1	2	5-5	41	1	0	1.000	
Whetstone,Ben	.250	22-22	76	9	19	3	0	4	13	34	.447	15	3	18	0	.385	2	0	3-3	170	17	1	.995	
Duffy,Jack	.247	22-21	77	12	19	5	1	1	10	29	.377	6	3	20	2	.326	0	1	0-0	44	4	1	.980	
Privitera,John	.241	22-22	79	18	19	3	1	0	7	24	.304	16	2	18	0	.381	0	1	4-5	34	49	3	.965	
Geha,Logan	.180	20-19	61	13	11	0	0	0	5	11	.180	7	4	25	1	.306	0	4	1-2	165	23	1	.995	
Brown,Matt	.176	22-19	51	12	9	3	0	2	8	18	.353	13	5	21	2	.386	1	1	0-0	10	26	2	.947	

Fitzpatrick,Jordan	.263	15-5	19	2	5	0	0	0	4	5	.263	3	0	5	0	.364	0	0	0-0	3	0	2	.600	
Skalnik,Ryan	.222	8-1	9	3	2	0	0	0	2	2	.222	5	2	3	0	.563	0	0	2-2	3	1	0	1.000	
Zimmerman,Brooks	.220	17-10	41	4	9	2	0	1	4	14	.341	4	0	13	1	.283	1	0	0-0	23	0	2	.920	
Faith,Sam	.154	12-3	13	5	2	1	0	1	3	6	.462	2	1	4	0	.313	0	2	1-1	1	7	1	.889	
Ruff,Landan	.133	21-10	30	7	4	0	1	2	5	12	.400	6	1	15	0	.289	1	2	0-1	22	1	0	1.000	
Briggs,Michael	.000	2-0	2	0	0	0	0	0	0	0	.000	0	0	2	0	.000	0	0	0-0	0	0	0	.000	
McGuire,Max	.000	1-0	1	0	0	0	0	0	0	0	.000	0	0	1	0	.000	0	0	0-0	0	0	0	.000	
Totals	.247	22	709	135	175	34	5	19	121	276	.389	114	29	207	13	.370	8	13	27-31	589	205	19	.977	
Opponents	.228	22	723	86	165	28	1	11	74	228	.315	93	29	194	15	.339	1	11	20-27	570	160	22	.971	

OVERALL PITCHING STATISTICS

(All games Sorted by Earned run avg)

Player	era	w-l	app	gs	cg	sho	sv	ip	h	r	er	bb	so	2b	3b	hr	b/avg	wp	hp	bk	sfa	sha
Coleman,Dylan	2.11	4-1	6	6	0	0/0	0	42.2	23	11	10	19	50	5	0	0	.160	4	0	0	0	2
Buckner,Ty	2.43	2-2	6	6	0	0/1	0	29.2	27	13	8	17	20	2	0	1	.241	0	3	0	0	0
Wiley,Logan	3.68	3-2	12	2	0	0/0	1	29.1	29	15	12	7	28	2	0	3	.254	9	5	0	1	2

Fromson,Jake	0.00	1-0	4	0	0	0/1	1	7.1	3	0	0	1	4	1	0	0	.130	1	2	0	0	0
Gibbs,Zach	0.00	0-0	2	0	0	0/0	0	2.0	2	3	0	3	1	1	0	0	.222	0	0	0	0	0
Witherspoon,Nate	1.38	1-0	9	0	0	0/0	0	13.0	11	2	2	5	11	3	0	1	.234	0	2	0	0	1
Schwab,Davis	2.25	1-0	4	0	0	0/0	0	4.0	5	2	1	2	4	2	0	0	.294	2	1	0	0	0
Sechler,Connor	3.32	3-1	10	0	0	0/0	1	19.0	14	7	7	6	23	2	1	1	.200	0	6	1	0	0
Knight,Austin	4.82	0-0	4	4	0	0/0	0	18.2	21	10	10	9	18	3	0	1	.292	2	6	0	0	2
Russell,Matt	4.91	0-0	9	0	0	0/0	2	11.0	7	6	6	11	15	1	0	0	.179	1	0	0	0	1
McAlister,Tyler	5.17	0-0	4	4	0	0/0	0	15.2	18	13	9	10	17	4	0	3	.295	0	4	0	0	2
Lochner,Jake	6.00	1-0	4	0	0	0/0	0	3.0	3	3	2	3	3	1	0	1	.300	0	0	0	0	1
Dame,Hunter	9.00	0-0	1	0	0	0/0	0	1.0	2	1	1	0	0	1	0	0	.400	0	0	0	0	0
Totals	3.12	16-6	22	22	0	1/1	5	196.1	165	86	68	93	194	28	1	11	.228	19	29	1	1	11
Opponents	5.73	6-16	22	22	1	2/2	5	190.0	175	135	121	114	207	34	5	19	.247	25	29	8	8	13

MISSOURI STATE BASEBALL

Game 23 | MISSOURI STATE BEARS (16-6) at KANSAS JAYHAWKS (15-9) | March 27 | Lawrence, Kan. | Hoglund Ballpark (2,500) | KBFL AM/FM | ESPN3

HOME BATTING-FIELDING STATISTICS

Record: 8-2 Home: 8-2 Away: 0-0 MVC: 0-0

Player	avg	gp-gs	ab	r	h	2b	3b	hr	rbi	tb	slg%	bb	hp	so	gdp	ob%	sf	sh	sb-att	po	a	e	fld%	
Eierman,Jeremy	.415	10-10	41	13	17	5	1	2	11	30	.732	4	2	8	0	.489	0	0	7-7	18	15	1	.971	
Steinmetz,Hunter	.333	10-10	42	7	14	4	1	1	11	23	.548	3	0	11	0	.378	0	1	1-1	20	0	0	1.000	
Whetstone,Ben	.258	10-10	31	6	8	2	0	3	7	19	.613	9	1	7	0	.429	1	0	2-2	75	5	1	.988	
Privitera,John	.212	10-10	33	8	7	1	0	0	1	8	.242	7	0	8	0	.350	0	0	2-2	14	20	0	1.000	
Millas,Drew	.211	10-10	38	4	8	1	0	2	15	15	.395	7	1	12	0	.340	1	0	0-0	18	2	0	1.000	
Brown,Matt	.179	10-9	28	7	5	1	0	2	4	12	.429	6	2	12	1	.351	1	0	0-0	4	14	1	.947	
Geha,Logan	.172	9-8	29	6	5	0	0	0	0	5	.172	3	0	9	0	.250	0	1	1-1	74	8	1	.988	
Duffy,Jack	.156	10-9	32	4	5	2	0	0	1	7	.219	4	2	13	1	.289	0	0	0-0	23	0	0	1.000	

Zimmerman,Brooks	.313	8-3	16	2	5	2	0	0	3	7	.438	1	0	4	1	.333	1	0	0-0	9	0	0	1.000	
Skalnik,Ryan	.250	4-1	4	2	1	0	0	0	0	1	.250	5	0	1	0	.667	0	0	1-1	2	1	0	1.000	
Fitzpatrick,Jordan	.222	7-3	9	1	2	0	0	0	3	2	.222	3	0	1	0	.417	0	0	0-0	3	0	2	.600	
Ruff,Landan	.143	10-6	14	2	2	0	1	1	3	7	.500	4	1	9	0	.350	1	0	0-0	9	0	0	1.000	
Faith,Sam	.000	4-1	3	1	0	0	0	0	0	0	.000	1	0	2	0	.250	0	1	1-1	0	1	0	1.000	
Briggs,Michael	.000	1-0	1	0	0	0	0	0	0	0	.000	0	0	1	0	.000	0	0	0-0	0	0	0	.000	
Totals	.246	10	321	63	79	18	3	11	59	136	.424	57	9	98	3	.370	5	3	15-15	273	80	8	.978	
Opponents	.201	10	328	40	66	12	1	8	33	104	.317	41	14	98	6	.315	1	6	6-8	252	67	11	.967	

HOME PITCHING STATISTICS

(Home games Sorted by Earned run avg)

Player	era	w-l	app	gs	cg	sho	sv	ip	h	r	er	bb	so	2b	3b	hr	b/avg	wp	hp	bk	sfa	sha
Coleman,Dylan	1.20	2-0	2	2	0	0/0	0	15.0	6	3	2	6	17	1	0	0	.120	1	0	0	0	0
Buckner,Ty	2.31	1-1	2	2	0	0/1	0	11.2	8	3	3	6	11	1	0	1	.190	0	1	0	0	0
Wiley,Logan	2.45	1-0	5	1	0	0/0	0	14.2	10	4	4	1	13	0	0	2	.192	3	3	0	1	0
McAlister,Tyler	5.06	0-0	3	3	0	0/0	0	10.2	12	10	6	8	15	3	0	3	.273	0	2	0	0	1
Knight,Austin	7.20	0-0	2	2	0	0/0	0	10.0	11	8	8	4	8	3	0	1	.289	2	3	0	0	2

Fromson,Jake	0.00	1-0	3	0	0	0/1	1	5.0	1	0	0	1	3	0	0	0	.067	1	2	0	0	0
Lochner,Jake	0.00	0-0	2	0	0	0/0	0	1.1	1	1	0	2	1	0	0	0	.250	0	0	0	0	1
Gibbs,Zach	0.00	0-0	1	0	0	0/0	0	1.0	1	3	0	2	1	1	0	0	.200	0	0	0	0	0
Schwab,Davis	0.00	0-0	1	0	0	0/0	0	0.0	0	0	0	1	0	0	0	0		0	0	0	0	0
Witherspoon,Nate	1.29	1-0	5	0	0	0/0	0	7.0	7	1	1	3	6	2	0	0	.280	0	0	0	0	1
Russell,Matt	2.84	0-0	3	0	0	0/0	0	6.1	2	2	2	4	10	1	0	0	.100	0	0	0	0	1
Sechler,Connor	5.40	2-1	5	0	0	0/0	1	8.1	7	5	5	3	13	0	1	1	.212	0	3	0	0	0
Totals	3.07	8-2	10	10	0	1/1	2	91.0	66	40	31	41	98	12	1	8	.201	7	14	0	1	6
Opponents	6.21	2-8	10	10	1	0/0	2	84.0	79	63	58	57	98	18	3	11	.246	14	9	4	5	3

MISSOURI STATE BASEBALL

Game 23 | MISSOURI STATE BEARS (16-6) at KANSAS JAYHAWKS (15-9) | March 27 | Lawrence, Kan. | Hoglund Ballpark (2,500) | KBFL AM/FM | ESPN3

ROAD BATTING-FIELDING STATISTICS

Record: 3-3 Home: 0-0 Away: 3-3 MVC: 0-0

Player	avg	gp-gs	ab	r	h	2b	3b	hr	rbi	tb	slg%	bb	hp	so	gdp	ob%	sf	sh	sb-att	po	a	e	fld%	
Millas,Drew	.318	6-6	22	0	7	0	0	0	6	7	.318	2	0	2	3	.375	0	0	0-0	0	0	0	.000	
Duffy,Jack	.304	6-6	23	3	7	1	1	0	2	10	.435	0	0	4	0	.304	0	0	0-0	8	2	1	.909	
Zimmerman,Brooks	.286	4-4	14	1	4	0	0	1	1	7	.500	1	0	4	0	.333	0	0	0-0	6	0	0	1.000	
Privitera,John	.273	6-6	22	6	6	2	0	0	2	8	.364	5	1	6	0	.429	0	0	2-2	9	16	3	.893	
Steinmetz,Hunter	.250	6-6	24	4	6	1	0	0	2	7	.292	1	0	6	0	.280	0	1	2-2	7	0	0	1.000	
Brown,Matt	.231	6-5	13	3	3	1	0	0	1	4	.308	2	1	3	0	.375	0	0	0-0	1	8	0	1.000	
Whetstone,Ben	.217	6-6	23	0	5	0	0	0	1	5	.217	1	0	7	0	.250	0	0	0-0	52	6	0	1.000	
Geha,Logan	.211	6-6	19	2	4	0	0	0	2	4	.211	1	1	10	1	.286	0	1	0-1	50	10	0	1.000	
Eierman,Jeremy	.208	6-6	24	4	5	3	0	1	3	11	.458	1	1	7	0	.269	0	0	0-0	10	16	1	.963	

Fitzpatrick,Jordan	.250	4-0	4	0	1	0	0	0	1	1	.250	0	0	2	0	.250	0	0	0-0	0	0	0	.000	
Faith,Sam	.143	4-1	7	1	1	1	0	0	1	2	.286	0	0	2	0	.143	0	0	0-0	1	1	1	.667	
Ruff,Landan	.000	6-2	5	1	0	0	0	0	0	0	.000	1	0	0	0	.167	0	2	0-1	7	1	0	1.000	
Skalnik,Ryan	.000	2-0	1	0	0	0	0	0	0	0	.000	0	0	0	0	.000	0	0	1-1	1	0	0	1.000	
McGuire,Max	.000	1-0	1	0	0	0	0	0	0	0	.000	0	0	1	0	.000	0	0	0-0	0	0	0	.000	
Totals	.243	6	202	25	49	9	1	2	22	66	.327	15	4	54	4	.308	0	4	5-7	157	65	6	.974	
Opponents	.213	6	188	21	40	8	0	2	19	54	.287	27	8	51	4	.336	0	3	8-11	165	49	3	.986	

ROAD PITCHING STATISTICS

(Away games Sorted by Earned run avg)

Player	era	w-l	app	gs	cg	sho	sv	ip	h	r	er	bb	so	2b	3b	hr	b/avg	wp	hp	bk	sfa	sha
Witherspoon,Nate	1.50	0-0	4	0	0	0/0	0	6.0	4	1	1	2	5	1	0	1	.182	0	2	0	0	0
Coleman,Dylan	2.60	2-1	4	4	0	0/0	0	27.2	17	8	8	13	33	4	0	0	.181	3	0	0	0	2
Buckner,Ty	5.14	0-1	2	2	0	0/0	0	7.0	7	7	4	8	3	0	0	0	.250	0	1	0	0	0

Sechler,Connor	0.00	0-0	1	0	0	0/0	0	2.0	1	0	0	0	1	0	0	0	.200	0	3	0	0	0
Schwab,Davis	0.00	1-0	1	0	0	0/0	0	1.1	2	0	0	1	2	1	0	0	.333	1	1	0	0	0
Wiley,Logan	2.45	0-1	3	0	0	0/0	1	3.2	3	1	1	0	3	0	0	0	.214	0	1	0	0	1
Russell,Matt	3.86	0-0	3	0	0	0/0	1	2.1	2	1	1	2	2	0	0	0	.222	0	0	0	0	0
Dame,Hunter	9.00	0-0	1	0	0	0/0	0	1.0	2	1	1	0	0	1	0	0	.400	0	0	0	0	0
Lochner,Jake	13.50	0-0	1	0	0	0/0	0	1.1	2	2	2	1	2	1	0	1	.400	0	0	0	0	0
Totals	3.10	3-3	6	6	0	0/0	2	52.1	40	21	18	27	51	8	0	2	.213	4	8	0	0	3
Opponents	3.60	3-3	6	6	0	2/2	2	55.0	49	25	22	15	54	9	1	2	.243	4	4	0	0	4

MISSOURI STATE BASEBALL

Game 23 | MISSOURI STATE BEARS (16-6) at KANSAS JAYHAWKS (15-9) | March 27 | Lawrence, Kan. | Hoglund Ballpark (2,500) | KBFL AM/FM | ESPN3

NEUTRAL BATTING-FIELDING STATISTICS

Record: 5-1 Home: 0-0 Away: 0-0 Neutral: 5-1 MVC: 0-0

Player	avg	gp-gs	ab	r	h	2b	3b	hr	rbi	tb	slg%	bb	hp	so	gdp	ob%	sf	sh	sb-att	po	a	e	fld%	
Millas,Drew	.556	6-6	18	5	10	2	0	0	5	12	.667	6	0	3	2	.640	1	0	0-0	6	0	0	1.000	
Duffy,Jack	.318	6-6	22	5	7	2	0	1	7	12	.545	2	1	3	1	.400	0	1	0-0	13	2	0	1.000	
Eierman,Jeremy	.286	6-6	21	7	6	0	0	2	4	12	.571	8	1	6	2	.500	0	0	4-5	9	14	1	.958	
Whetstone,Ben	.273	6-6	22	3	6	1	0	1	5	10	.455	5	2	4	0	.433	1	0	1-1	43	6	0	1.000	
Privitera,John	.250	6-6	24	4	6	0	1	0	4	8	.333	4	1	4	0	.379	0	1	0-1	11	13	0	1.000	
Geha,Logan	.154	5-5	13	5	2	0	0	0	3	2	.154	3	3	6	0	.421	0	2	0-0	41	5	0	1.000	
Steinmetz,Hunter	.150	6-6	20	6	3	1	0	0	3	4	.200	5	3	7	0	.379	1	0	2-2	14	1	0	1.000	

Fitzpatrick,Jordan	.333	4-2	6	1	2	0	0	0	0	2	.333	0	0	2	0	.333	0	0	0-0	0	0	0	.000	
Faith,Sam	.333	4-1	3	3	1	0	0	1	2	4	1.333	1	1	0	0	.600	0	1	0-0	0	5	0	1.000	
Skalnik,Ryan	.250	2-0	4	1	1	0	0	0	2	1	.250	0	2	2	0	.500	0	0	0-0	0	0	0	.000	
Ruff,Landan	.182	5-2	11	4	2	0	0	1	2	5	.455	1	0	6	0	.250	0	0	0-0	6	0	0	1.000	
Brown,Matt	.100	6-5	10	2	1	1	0	0	3	2	.200	5	2	6	1	.471	0	1	0-0	5	4	1	.900	
Zimmerman,Brooks	.000	5-3	11	1	0	0	0	0	0	0	.000	2	0	5	0	.154	0	0	0-0	8	0	2	.800	
Briggs,Michael	.000	1-0	1	0	0	0	0	0	0	0	.000	0	0	1	0	.000	0	0	0-0	0	0	0	.000	
Totals	.253	6	186	47	47	7	1	6	40	74	.398	42	16	55	6	.425	3	6	7-9	159	60	5	.978	
Opponents	.285	6	207	25	59	8	0	1	22	70	.338	25	7	45	5	.381	0	2	6-8	153	44	8	.961	

NEUTRAL PITCHING STATISTICS

(Neutral site games Sorted by Earned run avg)

Player	era	w-l	app	gs	cg	sho	sv	ip	h	r	er	bb	so	2b	3b	hr	b/avg	wp	hp	bk	sfa	sha
Buckner,Ty	0.82	1-0	2	2	0	0/0	0	11.0	12	3	1	3	6	1	0	0	.286	0	1	0	0	0
Knight,Austin	2.08	0-0	2	2	0	0/0	0	8.2	10	2	2	5	10	0	0	0	.294	0	3	0	0	0
Sechler,Connor	2.08	1-0	4	0	0	0/0	0	8.2	6	2	2	3	9	2	0	0	.188	0	0	1	0	0
Wiley,Logan	5.73	2-1	4	1	0	0/0	0	11.0	16	10	7	6	12	2	0	1	.333	6	1	0	0	1

Fromson,Jake	0.00	0-0	1	0	0	0/0	0	2.1	2	0	0	0	1	1	0	0	.250	0	0	0	0	0
Gibbs,Zach	0.00	0-0	1	0	0	0/0	0	1.0	1	0	0	1	0	0	0	0	.250	0	0	0	0	0
Lochner,Jake	0.00	1-0	1	0	0	0/0	0	0.1	0	0	0	0	0	0	0	0	.000	0	0	0	0	0
Schwab,Davis	3.38	0-0	2	0	0	0/0	0	2.2	3	2	1	0	2	1	0	0	.273	1	0	0	0	0
McAlister,Tyler	5.40	0-0	1	1	0	0/0	0	5.0	6	3	3	2	2	1	0	0	.353	0	2	0	0	1
Russell,Matt	11.57	0-0	3	0	0	0/0	1	2.1	3	3	3	5	3	0	0	0	.300	1	0	0	0	0
Totals	3.23	5-1	6	6	0	0/0	1	53.0	59	25	19	25	45	8	0	1	.285	8	7	1	0	2
Opponents	7.24	1-5	6	6	0	0/0	1	51.0	47	47	41	42	55	7	1	6	.253	7	16	4	3	6

MISSOURI STATE BASEBALL

Game 23 | MISSOURI STATE BEARS (16-6) at KANSAS JAYHAWKS (15-9) | March 27 | Lawrence, Kan. | Hoglund Ballpark (2,500) | KBFL AM/FM | ESPN3

INDIVIDUAL GAME-BY-GAME BATTING (AB-R-H-RBI)

Opponent	Date	#41 Briggs,M	#18 Brown,M	#23 Duffy,J	#11 Eierman,J	#26 Faith,S	#17 Fitzpatck,J	#4 Geha,L	#12 McGuire,M	#24 Milas,D	#32 Privitera,J	#31 Ruff,L	#5 Skalnik,R	#7 Steinmetz,H	#45 Whetstone,	#1 Zimmerman
Texas Southern	Feb 16	4-0-0-0	4-2-2-1	5-1-1-0	3-1-1-2	2-1-1-1	4-0-1-0	0-1-0-0	4-1-1-1	3-0-1-2	3-1-0-0
Lamar	Feb 16	3-2-2-1	4-1-1-0	5-1-1-2	1-0-1-1	1-0-0-0	3-2-1-0	1-0-0-0	4-0-1-2	3-3-1-1	1-0-0-0	1-0-0-0	4-1-2-1	4-0-1-0	4-1-3-1
Lamar	Feb 17	2-0-0-0	3-0-0-0	4-0-0-0	1-0-0-0	1-0-0-0	3-0-0-0	3-0-1-0	3-0-2-0	Def	4-0-0-0	3-0-1-0	3-0-1-0
Texas Southern	Feb 18	0-0-0-0	3-0-1-0	3-0-0-0	1-1-0-0	3-0-1-0	1-2-0-0	4-0-2-0	4-1-2-3	1-1-0-0	2-0-0-1	5-1-4-1	1-0-0-0
Central Arkansas	Feb 25	2-0-0-0	4-0-1-0	3-0-0-0	Def	1-0-0-0	2-0-0-0	4-0-0-0	2-0-0-0	Def	4-0-0-0	4-0-1-0	4-0-0-0
Central Arkansas	Feb 25	4-1-1-0	4-0-1-1	3-1-1-0	4-0-0-0	4-0-1-2	5-1-1-1	0-1-0-0	4-1-2-1	3-0-0-0	3-0-0-0
Saint Joseph's	Mar 02	2-0-0-0	4-0-0-0	3-1-0-0	0-0-0-0	1-0-0-0	2-0-0-0	1-0-1-2	4-0-0-0	1-0-0-0	4-0-0-0	2-2-0-0	4-0-0-0
ECU	Mar 03	Def	4-1-1-1	5-2-2-1	5-1-0-0	3-0-2-2	4-0-4-2	4-2-1-0	2-0-0-0	0-0-0-0	4-1-2-0	5-0-1-1
Pepperdine	Mar 04	1-0-0-0	4-1-1-2	3-0-2-1	1-1-0-0	2-2-0-0	4-0-2-1	4-0-1-1	4-1-1-1	3-2-1-0	4-0-0-0	Def
Oklahoma State	Mar 07	2-0-0-0	3-1-0-0	5-2-3-2	3-0-0-0	4-1-0-0	4-1-2-1	5-1-1-0	3-1-1-1	6-1-3-4	3-0-0-0	2-0-1-0
Arkansas State	Mar 09	1-0-0-0	3-3-2-3	4-1-1-0	4-3-3-0	1-0-0-0	3-2-1-0	3-0-1-3	4-0-0-0	3-0-0-0	Def	5-0-2-2	2-3-2-3	0-0-0-1
Arkansas State	Mar 10	3-0-0-0	1-0-0-0	4-0-1-0	0-0-0-0	4-0-0-0	3-0-0-0	3-0-0-0	2-1-1-1	4-0-1-0	4-0-1-0	3-0-0-0
Arkansas State	Mar 11	3-0-0-1	3-1-1-1	4-1-1-0	3-1-1-0	3-0-0-1	3-1-1-0	2-0-0-0	4-0-0-0	4-1-1-1
Oral Roberts	Mar 13	3-1-1-0	3-0-0-0	4-2-2-0	0-0-0-0	1-1-1-1	4-0-0-0	5-1-2-4	2-0-0-0	2-0-0-0	2-0-1-0	4-0-1-0	3-0-0-0	1-1-1-0
Iowa	Mar 14	2-2-1-1	4-0-2-1	4-1-1-2	5-0-1-1	4-1-1-0	4-1-1-0	5-1-1-1	3-2-1-0	5-0-1-0
Seton Hall	Mar 17	1-0-0-0	1-0-0-2	3-2-1-3	3-4-2-1	1-1-1-2	1-0-0-0	3-3-3-1	4-2-1-0	1-0-0-0	3-1-1-2	4-1-0-1	3-0-0-2	3-0-0-0
Oklahoma State	Mar 17	2-0-0-0	4-1-3-0	4-0-1-0	1-0-1-1	4-0-1-0	3-0-0-0	5-0-1-0	2-0-0-0	4-1-0-0	4-0-1-0
Southeast Missouri	Mar 20	1-1-1-0	5-1-1-0	4-1-2-1	2-0-0-0	0-0-0-1	1-1-0-0	4-0-1-2	3-2-0-1	1-0-0-1	1-1-0-0	3-2-2-2	3-1-1-1	1-0-0-0
Murray State	Mar 21	3-0-0-0	1-0-0-0	4-0-0-0	0-1-0-0	1-0-0-0	4-0-1-0	5-0-1-2	3-2-1-0	1-0-0-0	4-1-1-1	2-1-0-0	2-0-1-2
Cal State Northridge	Mar 23	4-0-1-0	4-0-1-0	4-1-2-1	3-0-0-0	3-0-1-0	4-0-0-0	3-1-2-0	Def	4-1-1-1	4-0-1-2
Cal State Northridge	Mar 24	3-1-0-0	4-0-0-0	3-1-1-0	4-1-1-2	3-1-1-0	Def	1-1-0-0	4-0-1-2	4-0-1-0	4-0-1-0
Cal State Northridge	Mar 25	3-1-0-0	4-0-1-0	5-2-2-7	1-0-1-1	3-1-1-0	3-1-0-0	4-0-1-0	Def	4-2-2-0	2-0-1-0	3-1-1-0

MISSOURI STATE BASEBALL

Game 23 | MISSOURI STATE BEARS (16-6) at KANSAS JAYHAWKS (15-9) | March 27 | Lawrence, Kan. | Hoglund Ballpark (2,500) | KBFL AM/FM | ESPN3

INDIVIDUAL GAME-BY-GAME BATTING (IP-H-R-ER-BB-SO)

Opponent	Date	#36 Buckner,T	#10 Coleman,D	#16 Fromson,J	#40 Gibbs,Z	#29 Knight,A	#21 Lochner,J	#19 McAlister,T	#33 Russell,M	#13 Schwab,D	#14 Sechler,C
Texas Southern	Feb 16	*3.2-7-1-1-2-4	1.0-1-0-0-1-2	4.1-3-1-1-0-4
Lamar	Feb 16	*6.0-3-1-1-3-7
Lamar	Feb 17	*2.1-5-6-4-4-0	1.1-2-2-2-1-2
Texas Southern	Feb 18	*5.0-6-3-3-2-2	0.1-0-0-0-0-0
Central Arkansas	Feb 25	*8.0-2-0-0-3-13	0.0-1-0-0-0-0
Central Arkansas	Feb 25	*4.2-2-1-0-4-3	0.2-1-1-1-2-0	1.1-2-0-0-1-2	2.0-1-0-0-0-1
Saint Joseph's	Mar 02	*5.0-3-1-1-3-6	1.2-0-0-0-2-3
ECU	Mar 03	*7.0-6-3-3-4-8	1.2-0-0-0-0-2
Pepperdine	Mar 04	*5.0-7-2-0-1-2	0.1-0-0-0-0-0	1.0-2-3-3-4-1	0.2-2-1-1-0-0	1.2-2-1-1-1-1
Oklahoma State	Mar 07	*4.1-4-5-1-2-9	1.2-3-5-5-3-1
Arkansas State	Mar 09	*7.0-2-1-1-5-6	1.0-0-0-0-0-0	1.0-1-3-0-2-1
Arkansas State	Mar 10	*6.0-5-3-3-2-6	0.2-0-0-0-0-0
Arkansas State	Mar 11	*5.1-7-4-4-2-2	0.0-0-0-0-1-0	3.0-2-0-0-0-6
Oral Roberts	Mar 13	1.0-0-0-0-2-1	*3.2-4-2-2-4-2	1.0-1-2-2-3-3	1.0-0-0-0-0-2
Iowa	Mar 14	2.1-2-0-0-0-1	1.0-1-0-0-0-1
Seton Hall	Mar 17	*6.0-5-1-1-2-4	1.0-1-0-0-1-0	2.0-1-1-0-0-2
Oklahoma State	Mar 17	*6.2-6-4-4-3-5
Southeast Missouri	Mar 20	*4.2-4-4-2-6
Murray State	Mar 21	0.1-1-1-0-0-0	*2.2-4-3-3-2-4	4.1-1-0-0-1-6	1.2-0-0-0-0-4
Cal State Northridge	Mar 23	*8.0-4-2-1-1-11	1.0-2-0-0-0-0
Cal State Northridge	Mar 24	*5.2-3-0-0-4-5	3.1-1-0-0-1-3
Cal State Northridge	Mar 25	1.0-0-0-0-0-1

Opponent	Date	#35 Wiley,L	#27 Wthrspoon,N
Texas Southern	Feb 16
Lamar	Feb 16	2.0-2-0-0-0-1
Lamar	Feb 17	4.1-3-0-0-0-2
Texas Southern	Feb 18	3.2-4-2-2-0-3
Central Arkansas	Feb 25	1.1-1-1-1-0-1	0.0-0-0-0-1-0
Central Arkansas	Feb 25	0.1-0-0-0-0-1
Saint Joseph's	Mar 02	1.1-6-5-2-2-2
ECU	Mar 03	0.1-1-1-1-1-1
Pepperdine	Mar 04	0.1-1-0-0-0-0
Oklahoma State	Mar 07	2.2-1-0-0-0-4	0.1-0-0-0-2-0
Arkansas State	Mar 09
Arkansas State	Mar 10	2.2-2-1-1-1-5	0.1-0-0-0-0-1
Arkansas State	Mar 11
Oral Roberts	Mar 13	2.1-5-1-1-0-3
Iowa	Mar 14	*5.2-5-3-3-4-7
Seton Hall	Mar 17
Oklahoma State	Mar 17	1.1-0-0-0-0-2
Southeast Missouri	Mar 20	1.1-2-1-1-0-1	3.0-2-0-0-1-1
Murray State	Mar 21	1.0-0-0-0-0-0
Cal State Northridge	Mar 23
Cal State Northridge	Mar 24
Cal State Northridge	Mar 25	*7.0-5-2-2-0-3	1.0-0-0-0-0-1

MISSOURI STATE BASEBALL

Game 23 | MISSOURI STATE BEARS (16-6) at KANSAS JAYHAWKS (15-9) | March 27 | Lawrence, Kan. | Hoglund Ballpark (2,500) | KBFL AM/FM | ESPN3

RETURNING LETTERWINNERS CAREER STATISTICS

Individual Career History

Brown, Matt

Year	avg	gp-gs	ab	r	h	2b	3b	hr	rbi	tb	slg%	bb	hbp	so	gdp	ob%	sf	sh	sb-att	po	a	e	fld%
2017	.091	21-12	33	5	3	1	0	1	3	7	.212	12	6	19	0	.412	0	2	0-0	36	4	2	.952
2018	.176	22-19	51	12	9	3	0	2	8	18	.353	13	5	21	2	.386	1	1	0-0	10	26	2	.947
TOTAL	.143	43-31	84	17	12	4	0	3	11	25	.298	25	11	40	2	.397	1	3	0-0	46	30	4	.950

Coleman, Dylan

Year	avg	gp-gs	ab	r	h	2b	3b	hr	rbi	tb	slg%	bb	hbp	so	gdp	ob%	sf	sh	sb-att	po	a	e	fld%
2016	.000	0-0	0	0	0	0	0	0	0	0	.000	0	0	0	0	.000	0	0	0-0	7	11	1	.947
2017	.000	0-0	0	0	0	0	0	0	0	0	.000	0	0	0	0	.000	0	0	0-0	6	7	2	.867
2018	.000	0-0	0	0	0	0	0	0	0	0	.000	0	0	0	0	.000	0	0	0-0	3	3	0	1.000
TOTAL	.000	0-0	0	0	0	0	0	0	0	0	.000	0	0	0	0	.000	0	0	0-0	16	21	3	.925

Year	era	w-l	app	qs	cq	sho	sv	ip	h	r	er	bb	so	2b	3b	hr	bf	bavq	wp	hbp	bk	sfa	sha
2016	4.98	6-4	15	14	0	0/0	0	72.1	73	48	40	49	82	16	2	1	339	.265	4	7	2	2	6
2017	4.80	8-3	18	16	1	0/2	0	99.1	85	57	53	50	106	18	3	10	438	.229	17	11	0	3	3
2018	2.11	4-1	6	6	0	0/0	0	42.2	23	11	10	19	50	5	0	0	165	.160	4	0	0	0	2
TOTAL	4.33	18-8	39	36	1	0/2	0	214.1	181	116	103	118	238	39	5	11	942	.229	25	18	2	5	11

Duffy, Jack

Year	avg	gp-gs	ab	r	h	2b	3b	hr	rbi	tb	slg%	bb	hbp	so	gdp	ob%	sf	sh	sb-att	po	a	e	fld%
2017	.222	58-45	158	21	35	8	1	0	17	45	.285	25	5	42	2	.344	1	0	7-8	88	0	2	.978
2018	.247	22-21	77	12	19	5	1	1	10	29	.377	6	3	20	2	.326	0	1	0-0	44	4	1	.980
TOTAL	.230	80-66	235	33	54	13	2	1	27	74	.315	31	8	62	4	.338	1	1	7-8	132	4	3	.978

Eierman, Jeremy

Year	avg	gp-gs	ab	r	h	2b	3b	hr	rbi	tb	slg%	bb	hbp	so	gdp	ob%	sf	sh	sb-att	po	a	e	fld%
2016	.296	59-59	230	45	68	13	4	9	48	116	.504	12	3	67	4	.336	2	2	6-6	63	163	21	.915
2017	.313	63-63	243	67	76	15	2	23	68	164	.675	41	12	61	7	.431	3	2	17-19	74	178	10	.962
2018	.326	22-22	86	24	28	8	1	5	18	53	.616	13	4	21	2	.437	0	0	11-12	37	45	3	.965
TOTAL	.308	144-144	559	136	172	36	7	37	134	333	.596	66	19	149	13	.396	5	4	34-37	174	386	34	.943

Fromson, Jake

Year	avg	gp-gs	ab	r	h	2b	3b	hr	rbi	tb	slg%	bb	hbp	so	gdp	ob%	sf	sh	sb-att	po	a	e	fld%
2016	.000	0-0	0	0	0	0	0	0	0	0	.000	0	0	0	0	.000	0	0	0-0	4	9	0	1.000
2017	.000	0-0	0	0	0	0	0	0	0	0	.000	0	0	0	0	.000	0	0	0-0	3	9	1	.923
2018	.000	0-0	0	0	0	0	0	0	0	0	.000	0	0	0	0	.000	0	0	0-0	1	1	0	1.000
TOTAL	.000	0-0	0	0	0	0	0	0	0	0	.000	0	0	0	0	.000	0	0	0-0	8	19	1	.964

Year	era	w-l	app	qs	cq	sho	sv	ip	h	r	er	bb	so	2b	3b	hr	bf	bavq	wp	hbp	bk	sfa	sha
2016	3.71	6-2	24	4	0	0/0	1	70.1	64	30	29	19	74	13	3	2	300	.247	4	13	1	5	4
2017	2.25	8-3	37	0	0	0/3	3	76.0	46	24	19	18	88	8	1	6	298	.170	9	7	0	1	1
2018	0.00	1-0	4	0	0	0/1	1	7.1	3	0	0	1	4	1	0	0	26	.130	1	2	0	0	0
TOTAL	2.81	15-5	65	4	0	0/4	5	153.2	113	54	48	38	166	22	4	8	624	.204	14	22	1	6	5

Geha, Logan

Year	avg	gp-gs	ab	r	h	2b	3b	hr	rbi	tb	slg%	bb	hbp	so	gdp	ob%	sf	sh	sb-att	po	a	e	fld%
2017	.203	34-25	64	20	13	3	0	1	10	19	.297	18	8	24	0	.429	1	5	3-4	162	35	3	.985
2018	.180	20-19	61	13	11	0	0	0	5	11	.180	7	4	25	1	.306	0	4	1-2	165	23	1	.995
TOTAL	.192	54-44	125	33	24	3	0	1	15	30	.240	25	12	49	1	.374	1	9	4-6	327	58	4	.990

MISSOURI STATE BASEBALL

Game 23 | MISSOURI STATE BEARS (16-6) at KANSAS JAYHAWKS (15-9) | March 27 | Lawrence, Kan. | Hoglund Ballpark (2,500) | KBFL AM/FM | ESPN3

RETURNING LETTERWINNERS CAREER STATISTICS

Individual Career History

Knight, Austin

Year	avg	gp-gs	ab	r	h	2b	3b	hr	rbi	tb	slg%	bb	hbp	so	gdp	ob%	sf	sh	sb-att	po	a	e	fld%
2015	.000	0-0	0	0	0	0	0	0	0	0	.000	0	0	0	0	.000	0	0	0-0	1	0	0	1.000
2016	.000	0-0	0	0	0	0	0	0	0	0	.000	0	0	0	0	.000	0	0	0-0	1	6	0	1.000
2017	.000	0-0	0	0	0	0	0	0	0	0	.000	0	0	0	0	.000	0	0	0-0	5	8	0	1.000
2018	.000	0-0	0	0	0	0	0	0	0	0	.000	0	0	0	0	.000	0	0	0-0	1	3	1	.800
TOTAL	.000	0-0	0	0	0	0	0	0	0	0	.000	0	0	0	0	.000	0	0	0-0	8	17	1	.962

Year	era	w-l	app	qs	cq	sho	sv	ip	h	r	er	bb	so	2b	3b	hr	bf	bavg	wp	hbp	bk	sfa	sha
2015	10.80	0-0	2	0	0	0/0	0	1.2	2	2	2	2	0	0	0	0	10	.333	0	1	0	1	0
2016	5.33	5-2	15	9	0	0/0	1	52.1	47	34	31	22	41	17	1	3	224	.242	2	4	1	2	2
2017	3.97	3-2	15	8	0	0/1	0	59.0	54	29	26	26	41	12	0	3	256	.256	10	6	2	6	7
2018	4.82	0-0	4	4	0	0/0	0	18.2	21	10	10	9	18	3	0	1	89	.292	2	6	0	0	2
TOTAL	4.72	8-4	36	21	0	0/1	1	131.2	124	75	69	59	100	32	1	7	579	.257	14	17	3	9	11

Lochner, Jake

Year	avg	gp-gs	ab	r	h	2b	3b	hr	rbi	tb	slg%	bb	hbp	so	gdp	ob%	sf	sh	sb-att	po	a	e	fld%
2016	.000	0-0	0	0	0	0	0	0	0	0	.000	0	0	0	0	.000	0	0	0-0	0	2	0	1.000
2017	.000	0-0	0	0	0	0	0	0	0	0	.000	0	0	0	0	.000	0	0	0-0	0	3	0	1.000
2018	.000	0-0	0	0	0	0	0	0	0	0	.000	0	0	0	0	.000	0	0	0-0	0	2	0	1.000
TOTAL	.000	0-0	0	0	0	0	0	0	0	0	.000	0	0	0	0	.000	0	0	0-0	0	7	0	1.000

Year	era	w-l	app	qs	cq	sho	sv	ip	h	r	er	bb	so	2b	3b	hr	bf	bavg	wp	hbp	bk	sfa	sha
2016	5.59	1-0	14	2	0	0/0	0	19.1	16	17	12	25	15	2	0	0	97	.229	3	1	0	0	0
2017	4.97	1-0	13	0	0	0/2	0	12.2	12	8	7	8	13	1	1	2	59	.240	2	1	0	0	0
2018	6.00	1-0	4	0	0	0/0	0	3.0	3	3	2	3	3	1	0	1	14	.300	0	0	0	0	1
TOTAL	5.40	3-0	31	2	0	0/2	0	35.0	31	28	21	36	31	4	1	3	170	.238	5	2	0	0	1

McAlister, Tyler

Year	avg	gp-gs	ab	r	h	2b	3b	hr	rbi	tb	slg%	bb	hbp	so	gdp	ob%	sf	sh	sb-att	po	a	e	fld%
2017	.000	0-0	0	0	0	0	0	0	0	0	.000	0	0	0	0	.000	0	0	0-0	0	1	0	1.000
2018	.000	0-0	0	0	0	0	0	0	0	0	.000	0	0	0	0	.000	0	0	0-0	1	4	0	1.000
TOTAL	.000	0-0	0	0	0	0	0	0	0	0	.000	0	0	0	0	.000	0	0	0-0	1	5	0	1.000

Year	era	w-l	app	qs	cq	sho	sv	ip	h	r	er	bb	so	2b	3b	hr	bf	bavg	wp	hbp	bk	sfa	sha
2017	9.31	0-1	10	1	0	0/1	0	9.2	16	16	10	13	11	6	0	0	62	.364	3	3	0	0	2
2018	5.17	0-0	4	4	0	0/0	0	15.2	18	13	9	10	17	4	0	3	77	.295	0	4	0	0	2
TOTAL	6.75	0-1	14	5	0	0/1	0	25.1	34	29	19	23	28	10	0	3	139	.324	3	7	0	0	4

Millas, Drew

Year	avg	gp-gs	ab	r	h	2b	3b	hr	rbi	tb	slg%	bb	hbp	so	gdp	ob%	sf	sh	sb-att	po	a	e	fld%
2017	.224	51-42	174	15	39	7	0	1	29	49	.282	13	2	42	2	.281	3	1	3-4	342	46	6	.985
2018	.321	22-22	78	9	25	3	0	2	26	34	.436	15	1	17	5	.427	2	0	0-0	24	2	0	1.000
TOTAL	.254	73-64	252	24	64	10	0	3	55	83	.329	28	3	59	7	.330	5	1	3-4	366	48	6	.986

MISSOURI STATE BASEBALL

Game 23 | MISSOURI STATE BEARS (16-6) at KANSAS JAYHAWKS (15-9) | March 27 | Lawrence, Kan. | Hoglund Ballpark (2,500) | KBFL AM/FM | ESPN3

RETURNING LETTERWINNERS CAREER STATISTICS

Individual Career History

Moore,Alex

Year	avg	gp-gs	ab	r	h	2b	3b	hr	rbi	tb	slg%	bb	hbp	so	gdp	ob%	sf	sh	sb-att	po	a	e	fld%
2017	.000	0-0	0	0	0	0	0	0	0	0	.000	0	0	0	0	.000	0	0	0-0	1	2	0	1.000
TOTAL	.000	0-0	0	0	0	0	0	0	0	0	.000	0	0	0	0	.000	0	0	0-0	1	2	0	1.000

Year	era	w-l	app	gs	cq	sho	sv	ip	h	r	er	bb	so	2b	3b	hr	bf	bavg	wp	hbp	bk	sfa	sha
2017	2.61	0-0	10	0	0	0/0	0	10.1	11	5	3	5	7	0	0	0	49	.256	3	1	2	0	0
TOTAL	2.61	0-0	10	0	0	0/0	0	10.1	11	5	3	5	7	0	0	0	49	.256	3	1	2	0	0

Privitera,John

Year	avg	gp-gs	ab	r	h	2b	3b	hr	rbi	tb	slg%	bb	hbp	so	gdp	ob%	sf	sh	sb-att	po	a	e	fld%
2017	.235	37-24	81	17	19	1	0	0	8	20	.247	16	1	22	1	.364	1	4	2-3	39	51	2	.978
2018	.241	22-22	79	18	19	3	1	0	7	24	.304	16	2	18	0	.381	0	1	4-5	34	49	3	.965
TOTAL	.238	59-46	160	35	38	4	1	0	15	44	.275	32	3	40	1	.372	1	5	6-8	73	100	5	.972

Ruff,Landan

Year	avg	gp-gs	ab	r	h	2b	3b	hr	rbi	tb	slg%	bb	hbp	so	gdp	ob%	sf	sh	sb-att	po	a	e	fld%
2015	.000	19-0	1	4	0	0	0	0	0	0	.000	0	0	1	0	.000	0	0	0-0	0	0	0	.000
2016	.222	20-0	9	8	2	1	0	0	0	3	.333	0	0	0	1	.222	0	0	0-0	4	0	0	1.000
2017	.280	40-12	50	17	14	3	1	1	10	22	.440	7	3	15	1	.393	1	3	2-2	28	1	0	1.000
2018	.133	21-10	30	7	4	0	1	2	5	12	.400	6	1	15	0	.289	1	2	0-1	22	1	0	1.000
TOTAL	.222	100-22	90	36	20	4	2	3	15	37	.411	13	4	31	2	.339	2	5	2-3	54	2	0	1.000

Skalnik,Ryan

Year	avg	gp-gs	ab	r	h	2b	3b	hr	rbi	tb	slg%	bb	hbp	so	gdp	ob%	sf	sh	sb-att	po	a	e	fld%
2017	.205	32-8	39	3	8	2	0	1	10	13	.333	6	1	10	0	.319	1	1	0-0	2	1	0	1.000
2018	.222	8-1	9	3	2	0	0	0	2	2	.222	5	2	3	0	.563	0	0	2-2	3	1	0	1.000
TOTAL	.208	40-9	48	6	10	2	0	1	12	15	.313	11	3	13	0	.381	1	1	2-2	5	2	0	1.000

Steinmetz,Hunter

Year	avg	gp-gs	ab	r	h	2b	3b	hr	rbi	tb	slg%	bb	hbp	so	gdp	ob%	sf	sh	sb-att	po	a	e	fld%
2016	.316	59-59	247	57	78	14	7	1	27	109	.441	39	5	34	4	.418	1	2	14-15	126	1	2	.984
2017	.300	62-62	253	60	76	11	0	7	42	108	.427	45	7	59	2	.414	4	4	10-12	135	3	4	.972
2018	.267	22-22	86	17	23	6	1	1	16	34	.395	9	3	24	0	.354	1	2	5-5	41	1	0	1.000
TOTAL	.302	143-143	586	134	177	31	8	9	85	251	.428	93	15	117	6	.407	6	8	29-32	302	5	6	.981

Whetstone,Ben

Year	avg	gp-gs	ab	r	h	2b	3b	hr	rbi	tb	slg%	bb	hbp	so	gdp	ob%	sf	sh	sb-att	po	a	e	fld%
2017	.050	15-2	20	1	1	0	0	0	1	1	.050	4	0	7	0	.208	0	0	0-0	2	0	0	1.000
2018	.250	22-22	76	9	19	3	0	4	13	34	.447	15	3	18	0	.385	2	0	3-3	170	17	1	.995
TOTAL	.208	37-24	96	10	20	3	0	4	14	35	.365	19	3	25	0	.350	2	0	3-3	172	17	1	.995

MISSOURI STATE BASEBALL

Game 23 | MISSOURI STATE BEARS (16-6) at KANSAS JAYHAWKS (15-9) | March 27 | Lawrence, Kan. | Hoglund Ballpark (2,500) | KBFL AM/FM | ESPN3

RETURNING LETTERWINNERS CAREER STATISTICS

Individual Career History

Witherspoon,Nate

Year	avg	qp-gs	ab	r	h	2b	3b	hr	rbi	tb	slg%	bb	hbp	so	gdp	ob%	sf	sh	sb-att	po	a	e	fld%
2017	.000	0-0	0	0	0	0	0	0	0	0	.000	0	0	0	0	.000	0	0	0-0	0	7	0	1.000
2018	.000	0-0	0	0	0	0	0	0	0	0	.000	0	0	0	0	.000	0	0	0-0	0	1	0	1.000
TOTAL	.000	0-0	0	0	0	0	0	0	0	0	.000	0	0	0	0	.000	0	0	0-0	0	8	0	1.000

Year	era	w-l	app	qs	cq	sho	sv	ip	h	r	er	bb	so	2b	3b	hr	bf	bavg	wp	hbp	bk	sfa	sha
2017	4.29	4-3	15	5	0	0/1	0	42.0	43	21	20	15	40	8	0	4	181	.270	4	2	1	2	3
2018	1.38	1-0	9	0	0	0/0	0	13.0	11	2	2	5	11	3	0	1	55	.234	0	2	0	0	1
TOTAL	3.60	5-3	24	5	0	0/1	0	55.0	54	23	22	20	51	11	0	5	236	.262	4	4	1	2	4

MISSOURI STATE BASEBALL

Game 23 | MISSOURI STATE BEARS (16-6) at KANSAS JAYHAWKS (15-9) | March 27 | Lawrence, Kan. | Hoglund Ballpark (2,500) | KBFL AM/FM | ESPN3

GAME-BY-GAME LINEUPS

Date	Opponent	1st	2nd	3rd	4th	5th	6th	7th	8th	9th
Feb. 16	vs. Texas Southern	Privitera	Steinmetz	Eierman	Zimmerman	Millas	Whetstone	Geha	Brown	Duffy
Feb. 16	at Lamar	Privitera	Steinmetz	Eierman	Millas	Zimmerman	Whetstone	Geha	Duffy	Brown
Feb. 17	at Lamar	Privitera	Steinmetz	Eierman	Zimmerman	Millas	Geha	Duffy	Whetstone	Brown
Feb. 18	vs. Texas Southern	Privitera	Steinmetz	Eierman	Whetstone	Millas	Duffy	Fitzpatrick	Geha	Faith
Feb. 25	at Central Arkansas	Privitera	Steinmetz	Eierman	Whetstone	Millas	Zimmerman	Duffy	Geha	Brown
Feb. 25	at Central Arkansas	Privitera	Steinmetz	Eierman	Whetstone	Millas	Zimmerman	Duffy	Geha	Brown
March 2	vs. St. Joseph's	Privitera	Steinmetz	Eierman	Whetstone	Millas	Duffy	Zimmerman	Geha	Brown
March 3	at ECU	Privitera	Eierman	Millas	Whetstone	Faith	Steinmetz	Duffy	Geha	Ruff
March 4	vs. Pepperdine	Privitera	Eierman	Millas	Whetstone	Steinmetz	Geha	Duffy	Brown	Ruff
March 7	Oklahoma State	Privitera	Eierman	Millas	Duffy	Steinmetz	Whetstone	Fitzpatrick	Geha	Ruff
March 9	Arkansas State	Privitera	Eierman	Millas	Steinmetz	Duffy	Whetstone	Geha	Brown	Ruff
March 10	Arkansas State	Privitera	Eierman	Millas	Zimmerman	Whetstone	Steinmetz	Geha	Brown	Ruff
March 11	Arkansas State	Privitera	Eierman	Millas	Whetstone	Steinmetz	Geha	Duffy	Brown	Ruff
March 13	Oral Roberts	Privitera	Eierman	Millas	Whetstone	Steinmetz	Geha	Brown	Duffy	Ruff
March 14	vs. Iowa	Privitera	Eierman	Millas	Whetstone	Steinmetz	Brown	Duffy	Geha	Ruff
March 17	vs. Seton Hall	Privitera	Eierman	Millas	Whetstone	Steinmetz	Duffy	Brown	Millas	Zimmerman
March 17	at Oklahoma State	Privitera	Eierman	Millas	Whetstone	Brown	Steinmetz	Geha	Duffy	Ruff
March 20	Southeast Missouri	Privitera	Eierman	Millas	Whetstone	Brown	Duffy	Steinmetz	Faith	Ruff
March 21	Murray State	Steinmetz	Eierman	Millas	Whetstone	Duffy	Brown	Fitzpatrick	Geha	Privitera
March 23	CSUN	Steinmetz	Eierman	Millas	Whetstone	Duffy	Brown	Fitzpatrick	Geha	Privitera
March 24	CSUN	Steinmetz	Eierman	Millas	Zimmerman	Skalnik	Whetstone	Brown	Duffy	Privitera
March 25	CSUN	Steinmetz	Eierman	Millas	Whetstone	Duffy	Zimmerman	Brown	Geha	Privitera
March 27	at Kansas									
March 30	at Indiana State									
March 31	at Indiana State									
April 1	at Indiana State									
April 3	vs. Missouri									
April 6	Evansville									
April 7	Evansville									
April 8	Evansville									
April 10	Missouri									
April 13	Oregon State									
April 13	Oregon State									
April 14	Oregon State									
April 17	at Arkansas									
April 20	Illinois State									
April 21	Illinois State									
April 22	Illinois State									
April 24	at Missouri									
April 27	at Bradley									
April 28	at Bradley									
April 29	at Bradley									
May 2	Kansas									
May 4	at Valparaiso									
May 5	at Valparaiso									
May 6	at Valparaiso									
May 11	Southern Illinois									
May 12	Southern Illinois									
May 13	Southern Illinois									
May 17	at DBU									
May 18	at DBU									
May 19	at DBU									

Bold indicates home game

MISSOURI STATE BASEBALL

Game 23 | MISSOURI STATE BEARS (16-6) at KANSAS JAYHAWKS (15-9) | March 27 | Lawrence, Kan. | Hoglund Ballpark (2,500) | KBFL AM/FM | ESPN3

GAME-BY-GAME DEFENSIVE LINEUPS

Date	Opponent	P	C	1B	2B	3B	SS	LF	CF	RF	DH
Feb. 16	vs. Texas Southern	Knight	Geha	Whetstone	Privitera	Brown	Eierman	Zimmerman	Steinmetz	Duffy	Millas
Feb. 16	at Lamar	Coleman	Geha	Whetstone	Privitera	Brown	Eierman	Zimmerman	Steinmetz	Duffy	Millas
Feb. 17	at Lamar	Buckner	Geha	Whetstone	Privitera	Brown	Eierman	Zimmerman	Steinmetz	Duffy	Millas
Feb. 18	vs. Texas Southern	McAlister	Geha	Whetstone	Privitera	Faith	Eierman	Fitzpatrick	Steinmetz	Duffy	Millas
Feb. 25	at Central Arkansas	Coleman	Geha	Whetstone	Privitera	Brown	Eierman	Zimmerman	Steinmetz	Duffy	Millas
Feb. 25	at Central Arkansas	Buckner	Geha	Whetstone	Privitera	Brown	Eierman	Zimmerman	Steinmetz	Duffy	Millas
March 2	vs. St. Joseph's	Knight	Geha	Whetstone	Privitera	Brown	Eierman	Zimmerman	Steinmetz	Duffy	Millas
March 3	at ECU	Coleman	Geha	Whetstone	Privitera	Faith	Eierman	Ruff	Steinmetz	Duffy	Millas
March 4	vs. Pepperdine	Buckner	Geha	Whetstone	Privitera	Brown	Eierman	Ruff	Steinmetz	Duffy	Millas
March 7	Oklahoma State	McAlister	Geha	Whetstone	Privitera	Fitzpatrick	Eierman	Ruff	Steinmetz	Duffy	Millas
March 9	Arkansas State	Coleman	Geha	Whetstone	Privitera	Brown	Eierman	Ruff	Steinmetz	Duffy	Millas
March 10	Arkansas State	Buckner	Geha	Whetstone	Privitera	Brown	Eierman	Ruff	Steinmetz	Zimmerman	Millas
March 11	Arkansas State	Knight	Geha	Whetstone	Privitera	Brown	Eierman	Ruff	Steinmetz	Duffy	Millas
March 13	Oral Roberts	McAlister	Geha	Whetstone	Privitera	Brown	Eierman	Ruff	Steinmetz	Duffy	Millas
March 14	vs. Iowa	Wiley	Geha	Whetstone	Privitera	Brown	Eierman	Ruff	Steinmetz	Duffy	Millas
March 17	vs. Seton Hall	Buckner	Millas	Whetstone	Privitera	Brown	Eierman	Zimmerman	Steinmetz	Duffy	Fitzpatrick
March 17	at Oklahoma State	Coleman	Geha	Whetstone	Privitera	Brown	Eierman	Ruff	Steinmetz	Duffy	Millas
March 20	Southeast Missouri	Knight	Millas	Whetstone	Privitera	Brown	Eierman	Ruff	Steinmetz	Duffy	Faith
March 21	Murray State	McAlister	Geha	Whetstone	Privitera	Brown	Eierman	Fitzpatrick	Steinmetz	Duffy	Millas
March 23	CSUN	Coleman	Geha	Whetstone	Privitera	Brown	Eierman	Fitzpatrick	Steinmetz	Duffy	Millas
March 24	CSUN	Buckner	Millas	Whetstone	Privitera	Brown	Eierman	Zimmerman	Steinmetz	Duffy	Skalnik
March 25	CSUN	Wiley	Geha	Whetstone	Privitera	Brown	Eierman	Zimmerman	Steinmetz	Duffy	Millas
March 27	at Kansas										
March 30	at Indiana State										
March 31	at Indiana State										
April 1	at Indiana State										
April 3	vs. Missouri										
April 6	Evansville										
April 7	Evansville										
April 8	Evansville										
April 10	Missouri										
April 13	Oregon State										
April 13	Oregon State										
April 14	Oregon State										
April 17	at Arkansas										
April 20	Illinois State										
April 21	Illinois State										
April 22	Illinois State										
April 24	at Missouri										
April 27	at Bradley										
April 28	at Bradley										
April 29	at Bradley										
May 2	Kansas										
May 4	at Valparaiso										
May 5	at Valparaiso										
May 6	at Valparaiso										
May 11	Southern Illinois										
May 12	Southern Illinois										
May 13	Southern Illinois										
May 17	at DBU										
May 18	at DBU										
May 19	at DBU										

Bold indicates home game

MISSOURI STATE BASEBALL

Game 23 | MISSOURI STATE BEARS (16-6) at KANSAS JAYHAWKS (15-9) | March 27 | Lawrence, Kan. | Hoglund Ballpark (2,500) | KBFL AM/FM | ESPN3

MISSOURI STATE RECORDS SUMMARY

Individual Batting

Games Played

Season: 66, Dant'e Brinkley, Adam Pummill, Brooks Colvin, Shaun Marcum, Rick Wilson, 2003
Career: 236, Matt Gardner, 1999-02

At-Bats

Game: 8, Earnie Johnson, Pat Kelly and Mark Neff, 5/1/88 vs. ORU;
Ryan Gotcher and Chris Taylor, 4/6/04 vs. Arkansas; Adam Pummill, 2/25/06 vs. UNC Greensboro
Season: 278, Dant'e Brinkley, 2003
Career: 972, Matt Gardner, 1999-02

Runs

Game: 6, Bobby McCulloch, 5/6/75 vs. SIU Edwardsville; Larry Doss, 5/9/87 vs. Eastern Illinois and Lance Burkhardt, 3/6/97 vs. Missouri Baptist
Season: 90, Matt Cepicky, 1999
Career: 243, Matt Gardner, 1999-02

Hits

Game: 7, Greg Resz, 3/5/91 vs. Lincoln
Season: 96, Steve Hacker and Dave Slemmer, 1995; Dant'e Brinkley, 2003
Career: 316, Matt Gardner, 1999-02

Singles

Game: 5, Jim Schaefer, 5/27/78 vs. Eastern Illinois; Keith Champion, 5/11/81 vs. Central Missouri; Greg Resz, 3/5/91 vs. Lincoln; Todd DeBriyn, 5/3/92 vs. UNI; Alex Manary, 3/22/94 vs. Minnesota
Season: 76, Bill Mueller, 1991
Career: 241, Kevin Medrano, 2009-12

Doubles

Game: 3, on 22 occasions, last time by Justin Paulsen, 4/29/17 at Evansville
Season: 26, Steve Meyer, 1986
Career: 67, Brayden Drake, 2006-09

Triples

Game: 3, Ken Brown, 4/8/66 vs. Missouri S&T
Season: 12, Dant'e Brinkley, 2001
Career: 20, Mark Garrett, 1979-82

Home Runs

Game: 4, John Knott, 5/2/92 vs. UNI
Season: 37, Steve Hacker, 1995
Career: 63, Jason Hart, 1996-98

Runs Batted-In

Game: 11, John Knott, 5/2/92 vs. UNI
Season: 100, Matt Cepicky, 1999
Career: 203, Jason Hart, 1996-98

Batting Average

Season: .442, J. D. Warner, 1983
Career: .426, J. D. Warner, 1982-83
Career (4 years): .376, Bill Mueller, 1990-93

Consecutive Games Hitting Safely

30, Brayden Drake, 4/27/08-3/25/09

Total Bases

Game: 17, John Knott, 5/2/92 vs. UNI
Season: 225, Steve Hacker, 1995
Career: 506, Jason Hart, 1996-98

Extra-Base Hits

Game: 5, Larry Doss, 5/9/87 vs. Eastern Illinois
Season: 55, Steve Hacker, 1995
Career: 116, Jason Hart, 1996-98

Slugging Average

Season: .957, Steve Hacker, 1995
Career: .725, Jason Hart, 1996-98

Hit By Pitch

Game: 3, Jud Kinkle, 2/20/04 vs. Little Rock
Ryan Mantle, 2/22/08 vs. DBU; Brayden Drake, 5/11/08 vs. Middle Tennessee
Season: 23, Jeremy Isenhower, 2002
Career: 41, Ben Carlson, 2007-09

Walks

Game: 5, Cory Krueger, 3/15/91 vs. Austin Peay; Steve Hacker, 4/23/95 vs. UNI; and Lance Burkhardt, 2/14/97 vs. Nevada
Season: 55, Dylan Becker, 2015
Career: 154, Bill Mueller, 1990-93

Strikeouts

Game: 5, Greg Mathis, 5/1/01 vs. Missouri; Tyler Ryan, 2/26/10 at UTA
Season: 74, Ryan Howard, 2001
Career: 207, Nick Kays, 1997-00

On-Base Percentage

Season: .563, Dan Iseminger, 1983
Career: .493, Rick Clarkston, 1983-84

Sacrifice Hits

Game: 3, Joey Hawkins, 5/22/14 vs. Bradley; Ken Watkins, 5/23/69 vs. Minnesota State
Season: 29, Joey Hawkins, 2015
Career: 62, Joey Hawkins, 2012-15

Sacrifice Flies

Game: 2, held by many players
Season: 9, Brooks Colvin, 2003
Career: 17, Brooks Colvin, 2001-04

Stolen Bases

Game: 4, Larry Doss, 3/6/86 vs. Evangel; Greg Brewer, 4/15/86 vs. Evangel
Season: 30, Greg Brewer, 1986
Career: 69, Dant'e Brinkley, 2000-03

Game-Winning RBI

Season: 13, Steve Meyer, 1986; Steve Hacker, 1995
Career: 23, Steve Hacker, 1993-95

Individual Fielding

Putouts

Game: 19, Tom Hodge, 3/23/67 vs. Oklahoma Christian; Tim Rafferty, 2/25/06 vs. UNC Greensboro; Connor Smith, 3/29/14 vs. Southern Illinois
Season: 545, Justin Paulsen, 2015
Career: 1,588, Justin Paulsen, 2015-17

Assists

Game: 10, Curt Courtwright, 5/10/09 at Creighton
Season: 192, Joey Hawkins, 2015
Career: 656, Chris Curry, 1995-98

Errors

Game: 4, set on 5 occasions, last time by Jon Hale, 3/3/96 vs. ORU
Season: 30, Brooks Colvin, 2001
Career: 73, Brooks Colvin, 2001-04

Total Chances

Game: 21, Brian Mahaffey, 5/1/88 vs. ORU
Season: 601, Jason Hart, 1997
Career: 1,703, Justin Paulsen, 2015-17

Double Plays

Game: 5, Ryan Howard, 3/30/99 vs. SE Missouri
Season: 60, Ryan Howard, 1999
Career: 151, Ryan Howard, 1999-01

Fielding Average

Season: 1.000, Bill Helfrecht, 1968; Jim Anderson, 1970; Corby Fister and Cory Krueger, 1989; Chad Lakin and Cory Krueger, 1990; Shawn Padgett, 1991; Chad Lakin, 1992; Micah Holst, 1999; Dant'e Brinkley, 2002; Nolan Keane, 2008; Aaron Conway, 2010
Career: .992, Steve Seal, 1969-70

Individual Pitching

Games

Season: 37, Jake Fromson, 2017
Career: 88, Bryan Young, 2014-17

Games Started

Season: 17, Doug Still, 2017; Matt Hall, 2015; Cody Schumacher, 2012
Career: 49, Brad Ziegler, 2000-03

Complete Games

Season: 10, Brian Wisser, 1986
Career: 18, Brad Ziegler, 2000-03

Innings Pitched

Game: 11.0, John Rheinecker, 3/3/01 vs. Arkansas State
Season: 125.0, Matt Hall, 2015
Career: 365.0, Brad Ziegler, 2000-03

Consecutive Scoreless Innings Pitched

Season: 38.1, Nick Petree, 4/6/12 to 5/17/12
Career: 38.1, Nick Petree, 4/6/12 to 5/17/12

Hits Allowed

Game: 16, Tom Fulkerson, 3/19/85 vs. UTA
Season: 115, Brad Ziegler, 2003
Career: 371, Brad Ziegler, 2000-03

Fewest Hits Allowed

Game: 0, Steve Dunn, 4/12/79 vs. Evangel (5 inn.); Scott Buchheit-Darrell Maus-Matt Brewer-Terry Menown, 3/14/89 vs. Lincoln; Mike Whitley, 5/2/94 vs. SE Missouri (7 inn.)

Runs Allowed

Game: 13, Rand Chappell, 3/20/84 vs. Southern; Scott Prince, 3/11/85 vs. Indiana State
Season: 71, Jim Gibbs, 1987; Jarrod Mays, 1996
Career: 207, John Hardin, 1996-00

Earned Runs Allowed

Game: 12, Mike Hill, 4/18/75 vs. Central Missouri; Scott Prince, 3/11/85 vs. Indiana State
Season: 63, Scott Geitz, 1998
Career: 169, John Hardin, 1996-00

Walks Allowed

Game: 10, Stean Thornton, 5/2/76 vs. UMSL
Season: 75, Dirk Lindauer, 1991
Career: 206, Mike Whitley, 1992-95

Strikeouts

Game: 17, Charles Burt, 5/16/69 vs. Northwest Missouri State; Gary Wilson, 3/23/67 vs. Oklahoma Christian
Season: 171, Matt Hall, 2015
Career: 330, Brad Ziegler, 2000-03

Earned Run Average

Season: 0.59, Dick Jones, 1971
Career: 1.55, Dick Jones, 1969-72

Wins

Season: 12, Matt Hall, 2015; Brad Ziegler, 2003
Career: 32, Brad Ziegler, 2000-03

Losses

Season: 9, Brett Sinkbeil, 2005; Pat Doyle, 2010; Mike Kickham, 2010
Career: 16, Gary Wilson, 1964-67; Dustin Tignor, 1996-00; Pat Doyle, 2007-10

Winning Percentage

Season (6 or more wins): 1.000, Sam Perez, 2016; Bryan Young, 2015; Ken Watkins, 1969; Jody Payne, 1978; Kirby Cannon, 1980; Dan Harwell, 1983; Tim Clubb, 2008
Career: .909, Sam Perez, 2013-16; Greg Reed, 1987-88

Shutouts

Season: 3, Ken Watkins, 1969; Steve Dunn, 1979; Greg Reed, 1988; Craig Sands, 1990; Paul Marsala, 2004
Career: 4, Ken Watkins, 1967-70

Saves

Season: 16, Bryan Young, 2015
Career: 35, Bryan Young, 2014-17

Team Batting

Games Played

Season: 66, 2003

At-Bats

Game: 64, 5/1/88 vs. ORU
Season: 2,260, 2002

Runs

Game: 37, 3/7/88 vs. Benedictine
Season: 607, 1999

Hits

Game: 34, 3/7/88 vs. Benedictine; 3/21/89 vs. UMBC
Season: 720, 2002

Doubles

Game: 10, 3/11/95 vs. Truman
Season: 149, 2002

Triples

Game: 6, 4/8/66 vs. Missouri S&T
Season: 36, 2001

Home Runs

Game: 12, 4/20/99 vs. Pittsburg State
Season: 144, 1999

Runs Batted-In

Game: 36, 3/7/88 vs. Benedictine
Season: 561, 1999

Batting Average

Season: .373, 1981

Total Bases

Game: 72, 4/20/99 vs. Pittsburg State
Season: 1,275, 1999

Extra-Base Hits

Game: 19, 4/20/99 vs. Pittsburg State
Season: 270, 1999

Slugging Average

Season: .626, 1999

Game-Winning RBI

Season: 45, 1986

Hit By Pitch

Game: 9, 2/22/08 vs. DBU; 5/11/08 vs. Middle Tennessee
Season: 80, 2004

Walks

Game: 18, 4/5/16 vs. Saint Louis
Season: 351, 2017

Strikeouts

Game: 26, 2/26/10 at UTA
Season: 516, 2010

Fewest Strikeouts

Season: 116, 1981

Sacrifice Hits

Game: 6, 4/25/81 vs. UMSL
Season: 54, 2015

Sacrifice Flies

Game: 5, 5/19/02 vs. Indiana State; 4/3/07 vs. SEMO
Season: 44, 2002

Stolen Bases

Game: 10, 3/18/85 vs. North Texas; 4/15/86 vs. Evangel
Season: 118, 1986

Team Fielding

Putouts

Game: 48, 5/1/88 vs. ORU; 4/6/04 vs. Arkansas
Season: 1,703, 2003

Assists

Game: 25, 5/1/88 vs. ORU
Season: 686, 1997

Errors

Game: 11, 3/14/64 vs. Arkansas State
Season: 134, 1984

Fewest Errors

Season: 37, 1968

Total Chances

Game: 74, 5/1/88 vs. ORU
Season: 2,456, 2002

Double Plays

Game: 5, 3/15/85 vs. Missouri Western
Season: 66, 1986

Fielding Average

Season: .976, 2015

Team Pitching

Complete Games

Season: 34, 1986

Innings Pitched

Game: 16, 5/1/88 vs. ORU; 4/6/04 vs. Arkansas
Season: 567.2, 2003

Walks

Game: 17, 5/25/97 vs. Rice
Season: 317, 1992

Strikeouts

Game: 19, 3/23/67 vs. Oklahoma Christian
Season: 560, 2017

Shutouts

Season: 11, 2012

Saves

Season: 18, 2015 and 2011

Earned Run Average

Season: 2.57, 2012

MISSOURI STATE BASEBALL

Game 23 | MISSOURI STATE BEARS (16-6) at KANSAS JAYHAWKS (15-9) | March 27 | Lawrence, Kan. | Hoglund Ballpark (2,500) | KBFL AM/FM | ESPN3

MISSOURI STATE SINGLE-SEASON RECORDS

Hitting

Games	At Bats	Runs
Dant'e Brinkley (03)	66	278
Brooks Colvin (03)	66	267
Shaun Marcum (03)	66	256
Adam Pummill (03)	66	251
Rick Wilson (03)	66	251
Greg Mathis (03)	65	250
Tony Piazza (03)	64	249
Matt Gardner (02)	64	248
Greg Mathis (02)	64	248
Tony Piazza (02)	64	248

Hits	Singles	Doubles
Dant'e Brinkley (03)	96	76
Steve Hacker (95)	96	71
Dave Slemmer (95)	96	67
Micah Holst (99)	94	63
Ben Woodbury (08)	92	62
Matt Cepicky (99)	92	62
Jason Hart (98)	92	62
Jason Hart (97)	91	61
Brandon Jackson (98)	89	60
Kevin Medrano (10)	86	59
Mueller (91)-Brinkley (02)	86	59

Triples	Home Runs	Runs Batted-In
Dant'e Brinkley (01)	12	37
Aaron Conway (09)	8	30
Evan Pratte (90)	8	28
Mark Garrett (81)	8	25
Bobby Narron (80)	8	24
Hunter Steinmetz (16)	7	23
Greg Mathis (01)	7	23
Brad Kennedy (96)	7	22
Greg Brewer (86)	7	21
J.D. Warner (83)	7	21

Game-Winning RBI	Batting Average	On-Base Percentage
Steve Hacker (95)	13	442
Steve Meyer (86)	13	440
Chris Playter (09)	11	438
Jake Burger (17)	10	432
Matt Brewer (89-91)	10	427
Bax (84)-Bailey (82)	10	416
Brian Mahaffey (87)	9	416
Brent Seifert (12)-Matheny (15)	8	416
Pratte (91)-Cepicky (99)	8	414
Dave (81)-Bartlett (90)	8	414

Extra-Base Hits	Total Bases	Slugging Average
Steve Hacker (95)	55	225
Steve Meyer (86)	48	193
Jason Hart (98)	43	191
Spencer Johnson (16)	41	173
Matt Cepicky (99)	40	168
Jeremy Eierman (17)	39	165
Lance Burkhardt (96)	38	164
Matt Cepicky (98)	37	162
Jason Hart (97)	37	160
Dave Slemmer (95)	37	159

Walks	Strikeouts	Hit By Pitch
Dylan Becker (15)	55	74
Bill Mueller (91)	52	69
Spencer Johnson (16)	46	68
Spencer Johnson (15)	46	67
Spiker Helms (12)	44	66
Brad Kennedy (95)	44	61
Burger (17)-Paulsen (15)	43	59
Helms (11)-Keane (08)	42	58
Fister (90)-Guttin (76)	42	57

Stolen Bases	Sacrifice Hits	Sacrifice Flies
Greg Brewer (86)	30	29
Mike Ruble (88)	29	19
John Wahlig (87)	25	13
Dant'e Brinkley (02)	25	13
Dant'e Brinkley (03)	24	12
Aaron Conway (10)	24	11
Bill Mueller (92)	23	10
Larry Doss (86)	22	10
Bill Goedde (86)	20	9
Matt Lawson (06)	20	9
Three players tied with	19	9

Pitching

Games	Games Started
Jake Fromson (17)	37
Sam Perez (16)	36
Zach Merciez (15)	31
Bryan Young (15)	30
Sam Perez (15)	27
Tyler Burgess (12)	26
Scott Geitz (95)	26
Bryan Young (17)	25
Gordon (13)-D. Kickham (11)	25
Doyle (07)-Geitz (96)	25

Complete Games	Innings Pitched
Brian Wisser (86)	10
Stacey Burke (86)	8
Kirby Cannon (79)	8
Dick Jones (71)	8
Mark Lopinot (70)	8
Ken Watkins (69)	8
Jim Gibbs (86-87)	7
Tom Fulkerson (84)	7
Rick Brandell (82)	7
Newell (66)-Watkins (70)	7

Hits Allowed	Runs Allowed
Brad Ziegler (03)	115
Jarrold Mays (96)	113
Pat Doyle (10)	112
Derek Drage (04)	107
Pat Crain (91)	107
Brian Wisser (86)	104
Mike Kickham (10)	101
Chad Mulholland (03)	101
Blake Barber (11)	100
Jim Gibbs (87)	100

Earned Run Average	Earned Run Average
Scott Geitz (98)	63
Jarrold Mays (96)	60
Mike Whitley (93)	58
Mike Kickham (10)	56
Bryan Buschhorn (97)	54
Dylan Coleman (17)	53
Jim Gibbs (87)	51
Tim Clubb (09)	50
Brad Ziegler (03)	50
Paul Crain (91)	48

Walks	Strikeouts
Dirk Lindauer (91)	75
Mike Whitley (93)	68
Bart Evans (92)	58
John Hardin (00)	54
Bryan Buschhorn (97)	52
John Hardin (99)	52
Mike Whitley (92)	52
Mike Godfrey (86)	51
Dylan Coleman (17)	50
Coleman (16)-Whitley (94)	49

Victories	Losses
Matt Hall (15)	12
Brad Ziegler (03)	12
Tim Clubb (08)	11
Buddy Baumann (09)	11
Petree (12)-Mulholland (03)	10
Mays (95)-Wisser (86)	10
Petree (11)-Perez (15)	9
Garola (97)-Ziegler (01)	9
Gibbs (87)-Lindauer (91)	9
Watkins (69)-Anderson (80)	9

Winning Percentage	Shutouts
Sam Perez (16)	1.000
Bryan Young (15)	1.000
Tim Clubb (08)	1.000
Dann Whiteside (90)	1.000
Danny Harwell (83)	1.000
Kirby Cannon (80)	1.000
Jody Payne (78)	1.000
Ken Watkins (69)	1.000
Buddy Baumann (09)	.917
Jarrold Mays (95)	.909
Sam Perez (15)	.900
Steve Anderson (80)	.900

Fielding

Putouts	
Justin Paulsen (15)	545
Jason Hart (97)	543
Justin Paulsen (17)	536
Jason Hart (96)	531
Justin Paulsen (16)	507
Ryan Howard (00)	504
Tim Rafferty (06)	503
Tony Piazza (03)	500
Luke Voit (12)	499
Steve Hacker (95)	497

Assists	
Joey Hawkins (15)	192
Joey Hawkins (14)	185
Evan Pratte (91)	184
Pat Kelly (88)	179
Jeremy Eierman (17)	178
Dan Firiti (00)	178
Brad Kennedy (96)	175
Chris Curry (97)	170
Travis McComack (13)	168
Dan Firiti (99)	166

Errors	
Brooks Colvin (01)	30
Dan Firiti (99)	27
Mike Collier (00)	24
Dan Firiti (00)	24
Lance Burkhardt (96)	24
Matt Gardner (01)	23
Brad Kennedy (96)	23
Rick Clarkston (84)	22
Five players tied with	21

Total Chances	
Jason Hart (97)	601
Justin Paulsen (17)	579
Jason Hart (96)	578
Justin Paulsen (15)	572
Luke Voit (12)	561
Ben Margalski (01)	557
Tony Piazza (02)	553
Ryan Howard (00)	553
Justin Paulsen (16)	550
Tony Piazza (03)	547

Double Plays	
Ryan Howard (99)	60
Steve Meyer (86)	58
Jason Hart (97)	53
Jim Calhoun (90)	52
Dan Firiti (99)	51
Ryan Howard (00)	48
Jason Hart (98)	48
Steve Hacker (95)	48
Matt Lawson (07)	47
Two players tied with	46

Fielding Average	
Aaron Conway (10)	1.000
Kyle Paul (07)	1.000
Dant'e Brinkley (02)	1.000
Micah Holst (99)	1.000
Chad Lakin (92)	1.000
Shawn Padgett (91)	1.000
Corby Fister (89)	1.000
Cory Krueger (89)	1.000
Jim Anderson (70)	1.000
Bill Helfrecht (68)	1.000

Saves	
Bryan Young (15)	16
Dan Kickham (11)	13
Shaun Marcum (03)	13
Bryan Young (16)	11
Tyler Burgess (12)	11
Chris Krawczyk (06)	9
Bryan Young (17)	8
Matt Frevert (08)	8
Grant Gordon (10)	7
Tony Floyd (88)	7

Statistical Minimums: Batting Average, Slugging Average and On Base Percentage based on minimum of one time at bat for each game played by team; Fielding Average based on minimum of 50 total chances; Earned Run Average based on minimum of one inning pitched per game played by team; Winning Percentage based on a minimum of six decisions.

MISSOURI STATE BASEBALL

Game 23 | MISSOURI STATE BEARS (16-6) at KANSAS JAYHAWKS (15-9) | March 27 | Lawrence, Kan. | Hoglund Ballpark (2,500) | KBFL AM/FM | ESPN3

MISSOURI STATE CAREER RECORDS

Hitting

Games	At Bats	Runs
Matt Gardner (99-02)	236	972
Greg Mathis (00-03)	232	895
Chris Curry (95-98)	227	873
Brooks Colvin (01-04)	224	865
Micah Holst (96-99)	223	843
Evan Pratte (88-91)	220	817
Kevin Medrano (09-12)	217	813
Dylan Becker (12-15)	216	806
Bill Mueller (90-93)	216	776
Dan'te Brinkley (00-03)	215	773

Hits	Singles	Doubles
Matt Gardner (99-02)	316	241
Kevin Medrano (09-12)	310	222
Bill Mueller (90-93)	289	213
Micah Holst (96-99)	284	200
Dan'te Brinkley (00-03)	279	190
Brayden Drake (06-09)	268	190
Chris Curry (95-98)	266	188
Jason Hart (96-98)	263	179
Greg Mathis (00-03)	262	168
Evan Pratte (88-91)	259	167

Triples	Home Runs	Runs Batted-In
Mark Garrett (79-82)	20	63
Dan'te Brinkley (00-03)	19	60
Aaron Conway (08-11)	16	59
Evan Pratte (88-91)	15	51
Greg Mathis (00-03)	13	50
Micah Holst (96-99)	13	47
Jeremy Isenhower (01-02)	12	42
Bill Mueller (90-93)	12	38
J.D. Warner (82-83)	12	37
Blakley (74-77)-Snider (76-79)	12	37

Game-Winning RBI	Batting Average	On-Base Percentage
Steve Hacker (93-95)	23	426
Matt Brewer (89-91)	22	406
Matt Gardner (99-02)	19	405
Luke Voit (10-13)	18	402
Matt Cepicky (97-99)	18	384
Evan Pratte (88-91)	18	380
Jake Burger (15-17)	17	378
Chris Plyater (05-09)	17	377
Jason Hart (96-98)	17	377
Brian Mahaffey (85-88)	17	376

Extra-Base Hits	Total Bases	Slugging Average
Jason Hart (96-98)	116	725
Steve Hacker (93-95)	110	708
Matt Gardner (99-02)	103	706
Nick Kays (97-00)	102	688
Brayden Drake (06-09)	101	662
Jake Burger (15-17)	100	662
Chris Curry (95-98)	98	660
Matt Cepicky (97-99)	97	655
Brian Mahaffey (85-88)	95	653
Spencer Johnson (13-16)	91	647

Walks	Strikeouts	Hit By Pitch
Bill Mueller (90-93)	154	207
Spencer Johnson (13-16)	133	179
Eric Chery (12-15)	129	176
Dylan Becker (12-15)	124	176
Justin Paulsen (15-17)	118	172
Travis McComack (09-13)	116	156
J.J. Scerba (92-96)	104	150
Nolan Keane (05-08)	102	149
Chris Curry (95-98)	98	145
Mark Garrett (79-82)	96	142

Stolen Bases	Sacrifice Hits	Sacrifice Flies
Dan'te Brinkley (00-03)	69	62
Aaron Conway (08-11)	69	16
Bill Mueller (90-93)	65	15
Mark Garrett (79-82)	54	14
Micah Holst (96-99)	52	13
Mike Ruble (84-88)	52	19
Bobby Narron (77-80)	49	13
Jeff Sauer (92-94)	44	18
Greg Mathis (00-03)	43	17
Four players tied with	41	17

Statistical Minimums: Batting Average, Slugging Average and On Base Percentage based on minimum of 150 at bats in career; Fielding Average based on minimum of 150 total chances; Earned Run Average based on a minimum of 75.0 IP; Winning Percentage based on a minimum of 10 victories.

Pitching

Games	Games Started
Bryan Young (14-17)	88
Scott Geitz (95-98)	87
Zach Merciez (12-15)	84
Grant Gordon (10-13)	82
Sam Perez (13-16)	80
Pat Doyle (07-10)	73
Chris Krawczyk (03-06)	70
Jordan Knutson (14-17)	68
Brad Ziegler (00-03)	66
Jake Fromson (16-pr)	65

Complete Games	Innings Pitched
Brad Ziegler (00-03)	18
Ken Watkins (67-70)	18
Kirby Cannon (77-80)	16
Dale Bowling (85-89)	15
Wade Palmer (73-76)	15
Gary Wilson (64-67)	15
Jim Gibbs (85-87)	14
Mark Lopinot (70-71)	14
Dick Jones (69-72)	14
Wisser (85-86)-Crain (89-91)	13

Hits Allowed	Runs Allowed
Brad Ziegler (00-03)	371
Jeff Gray (01-04)	297
Jordan Knutson (14-17)	289
Scott Geitz (95-98)	281
Tim Clubb (07-09)	277
John Hardin (96-00)	276
Jarrod Mays (94-96)	266
Bryan Buschhorn (96-99)	259
Nick Petree (11-13)	250
Pat Doyle (07-10)	243

Earned Runs Allowed	Earned Run Average
John Hardin (96-00)	169
Bryan Buschhorn (96-99)	154
Scott Geitz (96-98)	148
Brad Ziegler (00-03)	147
Jordan Knutson (14-17)	136
Jeff Gray (01-04)	133
Mike Whitley (92-95)	128
Dustin Tignor (96-00)	122
Jarrod Mays (94-96)	121
Tim Clubb (07-09)	118

Walks	Strikeouts
Mike Whitley (92-95)	206
John Hardin (96-00)	191
Dave Dickensheet (79-82)	139
Steve Anderson (78-81)	128
Scott Geitz (95-98)	125
Bryan Buschhorn (96-99)	121
Darren Garrison (86-89)	119
Dylan Coleman (16-pr)	118
Kirby Cannon (77-80)	115
Dirk Lindauer (90-91)	113

Victories	Losses
Brad Ziegler (00-03)	32
Nick Petree (11-13)	27
Kirby Cannon (77-80)	25
Jeff Gray (01-04)	23
Dave Dickensheet (79-82)	23
Knutson (14-17)-Clubb (07-09)	21
Geitz (95-98)-Watkins (67-70)	21
Sam Perez (13-16)	20
Garrison (86-89)-Mays (94-96)	20
Palmer (73-76)-Anderson (78-81)	20

Winning Percentage	Shutouts
Sam Perez (13-16)	5
Greg Reed (87-88)	3
Darren Garrison (86-88)	3
Mike Hill (75-76)	3
Ken Watkins (67-70)	3
Paul Crain (89-90)	3
Nick Petree (11-13)	3
Cody Schumacher (12-14)	3
Kirby Cannon (77-80)	3
Scott Geitz (95-98)	3
Anderson (78-81)-Prince (82-85)	3

Fielding

Putouts
Justin Paulsen (15-17)
Jason Hart (96-98)
Luke Voit (10-13)
Ryan Howard (99-01)
Tim Rafferty (02-06)
Ron Snider (76-79)
J.J. Scerba (92-96)
Steve Hacker (93-95)
Tony Piazza (02-03)
Ben Margalski (00-01)

Assists
Chris Curry (95-98)
Evan Pratte (88-91)
Travis McComack (09-13)
Kevin Medrano (09-12)
Joey Hawkins (12-15)
Bill Mueller (90-93)
Brooks Colvin (01-04)
Eric Chery (12-15)
Matt Gardner (99-02)
Jeremy Eierman (16-pr)

Errors
Brooks Colvin (01-04)
Matt Gardner (99-02)
Brayden Drake (06-09)
Chris Curry (95-98)
Mike Royle (77-80)
Bill Mueller (90-93)
Evan Pratte (88-91)
Dan Firlit (99-00)
Billy Bunton (80-83)
Thomas (78-81)-McComack (09-13)

Total Chances
Justin Paulsen (15-17)
Jason Hart (96-98)
Luke Voit (10-13)
Ryan Howard (99-01)
Tim Rafferty (02-06)
Ron Snider (76-79)
Chris Curry (95-98)
J.J. Scerba (92-96)
Tony Piazza (02-03)
Steve Hacker (93-95)

Double Plays
Ryan Howard (99-01)
Jason Hart (96-98)
Chris Curry (95-98)
Justin Paulsen (15-17)
Evan Pratte (88-91)
Kevin Medrano (09-12)
Travis McComack (09-13)
Matt Gardner (99-02)
Tim Rafferty (02-06)
Ron Snider (76-79)

Fielding Average
Steve Seal (69-70)
Tate Matheny (13-15)
Kyle Pate (07-08)
Doug Bagby (72-73)
Tony Piazza (02-03)
Paul Reinsch (82-83)
Steve Hacker (93-95)
Larry Goessling (77-78)
Fultz (14-16)-Castro (15-16)
Ron Snider (76-79)

Saves
Bryan Young (14-17)
Shaun Marcum (02-03)
Matt Frevert (06-08)
Tyler Burgess (12-14)
Bob Zimmermann (01-03)
Grant Gordon (10-13)
Dan Kickham (11)
Chris Krawczyk (03-06)
Matt Gilmer (94-97)
Tony Floyd (87-88)
Dave Dickensheet (79-82)

MISSOURI STATE BASEBALL

Game 23 | MISSOURI STATE BEARS (16-6) at KANSAS JAYHAWKS (15-9) | March 27 | Lawrence, Kan. | Hoglund Ballpark (2,500) | KBFL AM/FM | ESPN3

THE LAST TIME...

A Missouri State Hitter Had...

8 at-bats in a game	Adam Pummill vs. UNC Greensboro, 2/25/06
3 at-bats in an inning	Ryan Howard, Nick Kays (both 3-for-3) vs. Evangel, 4/21/99
4 hits in a game	Drew Millas at ECU, 3/3/18
5+ hits in a game	(5) Jeremy Eierman at Arkansas, 5/17/16
5+ runs in a game	(5) Jake Burger vs. Western Illinois, 3/16/16
4 runs in a game	Jeremy Eierman vs. Seton Hall, 3/17/18
3+ doubles in a game	(3) Justin Paulsen at Evansville, 4/29/17
2+ triples in a game	(2) Eric Cheray vs. Northern Illinois, 2/21/14
A grand slam	Jake Burger vs. Southern Illinois, 5/25/17
A pinch hit home run	Sam Faith vs. Seton Hall, 3/17/18
An inside the park home run	Hunter Steinmetz vs. Western Illinois, 3/16/16
A pinch hit grand slam	Matt Dezort vs. Saint Louis, 4/1/14
Hit for the cycle	Matt Cepicky at Indiana State, 3/29/98
A hit from each side of the plate	Drew Millas vs. Oklahoma State, 3/7/18
A 10-15-game hit streak	(11) Jeremy Eierman, 3/3/18 to 3/20/18
A 16-19-game hit streak	(19) Hunter Steinmetz, 3/5/16 to 4/2/16
A 20-24-game hit streak	(20) Aaron Meyer, 3/5/16 to 4/5/16
A 25-29-game hit streak	(29) Kevin Medrano, 3/23/10 to 5/14/10
A 30-game hit streak	(30) Brayden Drake, 4/27/08 to 3/29/09
10+ RBIs in a game	(11) John Knott vs. UNI, 5/2/92
9 RBIs in a game	Spencer Johnson vs. Kansas, 4/6/16
8 RBIs in a game	Brian Fuess vs. Bradley, 3/27/99
7 RBIs in a game	Jeremy Eierman vs. CSUN, 3/25/18
6 RBIs in a game	Blake Graham vs. Wichita State, 4/23/17
5 RBIs in a game	Jake Burger vs. Southern Illinois, 5/25/17
10+ total bases	(10) Jeremy Eierman at Saint Louis, 4/17/17
Reached safely 6 times	Joey Hawkins vs. Indiana State, 3/31/13
Hits in 5+ straight at-bats	(5) Drew Millas, 3/2/18 to 3/3/18
5 walks in a game	Lance Burkhart vs. Nevada, 2/14/97
4 walks in a game	Alex Jefferson at Evansville, 4/28/17
4 strikeouts in a game	Justin Paulsen at Illinois State, 4/24/15
5 strikeouts in a game	Tyler Ryun at UT Arlington, 2/26/10
Stole home	Dylan Becker at Abilene Christian, 2/28/14
3 stolen bases	Hunter Steinmetz vs. Western Illinois, 3/16/16
2 home runs in a game	Matt Brown and Ben Whetstone vs. Arkansas State, 3/9/18
3 home runs in a game	Spencer Johnson vs. Kansas, 4/6/16
Home runs in consecutive at-bats	Matt Brown and Ben Whetstone vs. Arkansas State, 3/9/18
Homered in 3 straight games	Jeremy Eierman, 3/3/17 to 3/5/17
Homered in 5 straight games	Brayden Drake, 5/5/09 to 5/14/09
2 hits in an inning	Jeremy Eierman vs. Illinois State, 5/20/16
Hit by 3 pitches in a game	Brayden Drake vs. Middle Tennessee, 5/11/08
Hit by 2 pitches in a game	Logan Geha at Minnesota, 3/12/17
Led off the game with a home run	Hunter Steinmetz at TCU, 6/11/17
A walk-off home run	Jeremy Eierman vs. Oklahoma State, 6/2/17
A walk-off grand slam	Dylan Becker vs. Bradley, 4/20/13
A grand slam by a freshman	Jeremy Eierman vs. Central Michigan, 4/1/16
Consecutive multi-HR games	Ryan Howard, 2/23/00 and 2/27/00

A Missouri State Pitcher Had...

Pitched over 9 innings	(9.1) Clay Murphy vs. Dallas Baptist, 5/20/14
A complete game (9)	Doug Still at New Mexico, 4/15/17
A complete game (7)	Dylan Coleman vs. Bradley, 4/1/17
A complete game as a freshman	Tim Clubb at Arkansas State, 3/20/07
Consecutive complete games (9)	Pierce Johnson, 3/15/12 and 3/23/12
3 straight complete games	Paul Marsala (4), 3/27/04 to 4/17/04
Pitched 5.0-6.2 innings of relief	(5.1) Nate Witherspoon at Saint Louis, 4/17/17
Pitched 7.0-8.2 innings of relief	(7.1) Sam Perez at Indiana State, 5/27/16
Pitched 9+ innings of relief	(10.0) J.C. Casey at Creighton, 5/27/11
A shutout (9)	Doug Still at New Mexico, 4/15/17
A shutout (7)	Chris Krawczyk vs. Illinois State, 5/15/05
A combined shutout (9)	Ty Buckner (5.2) and Jake Fromson (3.1) vs. CSUN, 3/24/18
A shutout as a freshman	Tim Clubb at Arkansas State, 3/20/07
3+ hit batsmen in a game	(3) Connor Sechler at Central Arkansas, 2/25/18
2+ pickoffs in a game	(2) Tyler McAlister vs. Texas Southern, 2/18/18
10+ strikeouts in a game	(11) Dylan Coleman vs. CSUN, 3/25/18
15+ strikeouts in a game	(15) Matt Hall vs. Wichita State, 5/2/15
6+ walks in a game	(6) Dylan Coleman vs. Illinois State, 5/19/16
A 15-19 inning scoreless streak	(16.1) Jake Fromson, 2/17/17 to 3/10/17
A 20+ inning scoreless streak	(22.2) Sam Perez, 5/17/16 to 5/28/16
Retired 15+ consecutive batters	(15) Austin Knight vs. Missouri, 4/25/17
Retired 20+ consecutive batters	(20) Matt Hall vs. Wichita State, 5/5/13
A two-hitter	Jordan Knutson (8.0) and Jake Fromson (1.0) vs. DBU, 4/7/17
A one-hitter	Matt Hall (9.0) at Arkansas, 6/6/15

A combined one-hitter	Dylan Coleman (7.0), Jake Fromson (1.0) and Bryan Young (1.0) vs. Indiana State, 5/13/17
A no-hitter	Mike Whitley (7) vs. Southeast Missouri, 5/4/94
A combined no-hitter	Scott Buchheit, Darrell Maus, Matt Brewer, Terry Menown vs. Lincoln, 3/14/89

Missouri State...

Scored 30+ runs	(30) vs. Evangel, 4/21/99
Scored 25-29 runs	(25) vs. Southwest Baptist, 4/4/00
Scored 20-24 runs	(21) at Indiana State, 5/4/08
Scored 15-19 runs	(16) vs. Missouri, 4/12/16
Scored 10+ runs in an inning	(10) 5th vs. Bradley, 4/11/17
Scored 9 runs in an inning	4th at Arkansas State, 4/15/09
Scored 8 runs in an inning	7th vs. Southern Illinois, 5/25/17
Scored 7 runs in an inning	4th at Evansville, 4/28/17
Had 30+ hits	(32) vs. Evangel, 4/21/99
Had 25-29 hits	(26) vs. Indiana State, 5/14/98
Had 20-24 hits	(22) vs. Bradley, 5/24/12
Had 6+ doubles	(6) at Evansville, 4/10/10
Had 4+ triples	(4) vs. Illinois State, 5/20/16
Stole 6+ bases	(6) vs. Indiana State, 5/12/17
Stole 4 bases in an inning	3rd vs. Missouri, 5/3/11
Was hit by 6+ pitches	(7) vs. DBU, 2/25/11
Drew three consecutive HBP	vs. DBU, 2/25/11
Had 4+ sacrifice bunts	(5) at Southern Illinois, 5/10/15
Did not strike out	at Kansas State, 3/14/15
Hit into a triple play	vs. Indiana State, 5/15/09
Hit 7+ home runs	(7) vs. Middle Tennessee, 3/15/02
Hit 6 home runs	vs. Oral Roberts, 4/4/10
Hit 5 home runs	vs. UNI, 3/26/00
Hit 4 home runs	vs. Arkansas State, 3/9/18
Hit 2 grand slams in a game	vs. Arkansas State, 3/22/16
Walked 10+ times	(14) vs. Southeast Missouri, 3/20/18
Was shut out	at Central Arkansas (1-0), 2/25/18
Was shut out at home	vs. Illinois State (1-0), 5/24/17
Was shut out in consecutive games	vs. Oklahoma State, 3/18/14; at Wichita State, 3/21/14
Shut out back-to-back opponents	at Arkansas State, 3/1/17; vs. Central Arkansas, 3/3/17
Struck out 10+ batters	(11) vs. CSUN, 3/23/18
Struck out 10+ times	(11) vs. Murray State, 3/21/18
Was held to two or fewer hits	(1) vs. Saint Joseph's, 3/2/18
Hit back-to-back home runs	Justin Paulsen and Jake Burger vs. Wichita State, 5/26/17
Hit three straight home runs	Dan Firlit, Ryan Howard, Mike Collier vs. Arkansas Tech, 2/23/00
Turned 4+ double plays	(4) at Texas Tech, 2/19/12
Committed 6+ errors	(6) at Sam Houston State, 2/28/09
Swept a doubleheader	vs. Wichita State, 4/23/17
Lost both games of a doubleheader	at Indiana State, 4/29/16

A Missouri State Opponent...

Scored 25+ runs	(25) Rice, 5/25/97
Scored 20-24 runs	(20) Georgia Tech, 2/20/10
Scored 15-19 runs	(17) Missouri, 4/26/16
Threw a complete-game one-hitter	Chris Razo, Illinois State, 4/5/13
Threw a complete-game no-hitter	Vince Serafini, Evansville, 5/13/00
Hit 3 home runs	Dylan Brown, Oklahoma State, 3/11/08
Hit 2 home runs	Korbin Williams, Evansville, 4/29/17
Hit back-to-back home runs	Trooper Reynolds and Chane Lynch, DBU, 4/2/15
Hit a leadoff home run	Matt Hoeg, Iowa, 3/14/18
Hit a walk-off home run	Steffan Guest, UT Arlington, 2/27/10
Hit a grand slam	Collin Braithwaite, Illinois State, 5/19/17
Had 4 hits in a game	Garrett Bengel, Oklahoma State, 6/2/17
Had 5+ hits in a game	(5) Jared Mang, New Mexico, 4/13/17
Had 5 RBIs	Collin Braithwaite, Illinois State, 5/19/17
Had 6+ RBIs	(6) Zach Lavy, Missouri, 4/26/16
Had 4+ stolen bases in a game	(4) Michael Faulkner, Arkansas State, 4/4/12
Scored 10+ runs in an inning	Middle Tennessee (10 in 8th), 2/20/09
Scored 9 runs in an inning	Georgia Tech (4th), 2/20/10
Scored 8 runs in an inning	Northern Illinois (9th), 2/21/14
Scored 7 runs in an inning	DBU (1st), 5/23/14
Had 25-29 hits	(25) Rice, 5/25/97
Had 20-24 hits	(23) Nebraska, 2/20/11
Threw a complete game	(8.0) Walker Armstrong, CSUN, 3/23/18
Struck out 10+ batters	(12) Chad Whitmer, Southern Illinois, 5/5/17

MISSOURI STATE BASEBALL

Game 23 | MISSOURI STATE BEARS (16-6) at KANSAS JAYHAWKS (15-9) | March 27 | Lawrence, Kan. | Hoglund Ballpark (2,500) | KBFL AM/FM | ESPN3



KEITH GUTTIN Head Coach

36th Season
Alma mater: UMSL (1978)

One of the most successful baseball coaches in Missouri Valley Conference history, **Keith Guttin** began his MSU head coaching career in 1983, and has spent the past 35 seasons building the Bears into one of the top programs in the country. Under Guttin, the Bears have won 61 percent of their games, averaging 35 victories a year and racking up 11 different 40-win seasons.

Guttin, who will enter the 2018 season sixth among active Division I head coaches in career victories, has been a part of the MSU baseball program as a player, assistant coach and head coach for 40 of the program's 54 years. He took the helm of Bears baseball at the start of the 1983 season, coinciding with the move of Missouri State athletics to Division I status. He inherited the reins of the program from its only previous head baseball coach, former Missouri State Director of Athletics Bill Rowe. Guttin ultimately helped stretch MSU's string of consecutive winning seasons to 32 in a row, easily the longest of any Missouri State athletics team. His 1,235 career wins are the most recorded by any head coach in the 110-year history of Missouri State athletics, and the Bears have finished in the top half of the conference race in all but four of his 35 seasons.

During Guttin's tenure, 121 Bears have signed professional contracts, including six first-round draft picks and 17 players who have advanced to the Major Leagues. Additionally, MSU has won 17 regular-season or conference tournament championships and made 10 NCAA Division I Tournament appearances, including nine in the last two decades.

In 2003, Guttin led the Bears to the NCAA Division I College World Series for the first time in school history, marking the only trip to Omaha by a Division I team from the state of Missouri since 1965. He has been a conference coach of the year 11 times and was selected as the American Baseball Coaches Association Division I Midwest Region Coach of the Year in both 1997 and 2003.

Guttin's pupils have produced results off the diamond as well. Missouri State baseball players have been recognized on the Valley's all-academic team 62 times since the inception of the honor in 1992. Additionally, seven Bears have garnered academic All-America honors on 12 different occasions under Guttin, including three-time selection Brian Mahaffey.

Missouri State is coming off its second NCAA Super Regional appearance and MVC regular-season title in three seasons. The Bears won their first 18 Valley games en route to the title, then captured their third overall NCAA Regional crown by knocking off Arkansas in the deciding game of the Fayetteville Regional. MSU saw its storybook season come to an end at the Fort Worth Super Regional, as TCU secured a fourth straight trip to Omaha with a two-game sweep of Guttin's Bears. Consensus All-America picks Jake Burger and Jeremy Eierman led a potent Bears lineup that paved the way to a 43-20 campaign, while Valley pitcher of the year Jake Fromson led a star-studded pitching staff and garnered All-America recognition of his own.

The 2015 season will go down as one of the more memorable campaigns for Guttin, who was inducted into both the Missouri Sports Hall of Fame and Springfield Area Sports Hall of Fame during the year. He also surpassed the 1,100 career victory mark early in MSU's record-setting season en route to earning his fifth MVC Coach of the Year nod. Under Guttin's guidance, the 2015 Bears set a program record with 49 victories and were ranked as high as No. 6 (*Baseball America*) in the nation while capturing the Valley's regular-season and postseason tournament titles. MSU went on to earn its ninth NCAA Division I postseason berth, sweeping the Springfield Regional at Hammons Field to advance to its second Super Regional appearance, where the Bears came up just one win shy of punching their ticket to the College World Series.

In 2001, Guttin led the Bears to their first-ever MVC regular-season championship and, in the process, dethroned perennial league powerhouse Wichita State. The Shockers had previously won outright or shared the Valley regular season crown in the previous 14 years, but the Bears posted a 22-10 record in 2001 and beat WSU by one game in the final league standings.

While the accomplishments of Guttin's teams on the field speak volumes about the success of his program, another dream came true in April 2004 when the Bears opened a sparkling 8,000-seat stadium just four blocks north of the Missouri State campus. The Bears finished the year ninth among NCAA Division I teams in attendance, playing only a portion of their home schedule at Hammons Field.

It was merely a coincidence that the crown jewel of the Missouri State baseball program came one year after the Bears exploded onto the national college baseball radar in the College World Series. But both events show the growth of college baseball in the Ozarks and the amount of community and administrative support the program had received in the last several years. With the continued support of the MSU community, Guttin has led the Bears' efforts in numerous charitable endeavors, including the program's annual Price Cutter Celebrity Golf Classic, proceeds from which have been committed to Champion Athletes of the Ozarks in each of the last 20 years. MSU's popular First Pitch and Reunion Night has also been a positive force for both the Bears and a variety of local charitable organizations. The preseason kickoff event has benefited entities such as the Miracle League Ball Field, Care to Learn, Boys and Girls Clubs and the Wounded Warrior Project.

The Bears have finished lower than third in the league standings just nine times since Guttin took over. Guttin directed Missouri State to six straight league titles in Mid-Continent play from 1984 through 1989. He has given MSU its first three Valley postseason tournament championships in 1996, 1997 and 2015. He was voted the MVC Coach of the Year in 1993, 2001, 2003, 2008, 2015 and 2017 and was selected the American Baseball Coaches Association Division I Midwest Region Coach of the Year in 1997 and 2003.

Guttin had two notable seasons as the Missouri State second baseman, coming from Mineral Area College. He earned MIAA all-conference honorable mention in 1977 as the Bears made their first NCAA Division II tournament appearance in seven years.

A University City native, Guttin finished his undergraduate degree at the University of Missouri-St. Louis in 1978, and earned his master's degree in 1984 at Truman State. He and his wife, Marianne, have three daughters; Lauren, Lindsey and Samantha.

GUTTIN'S COACHING RECORD

Year	Team	W-L	Pct.	Conf.	Pct.
1983	Missouri State	32-11	.744	---	---
1984	Missouri State	35-22	.614	---	---
1985	Missouri State	24-16	.600	5-3	.625
1986	Missouri State	47-14	.770	11-1	.917
1987	Missouri State	38-14	.731	7-3	.700
1988	Missouri State	41-17	.707	12-0	1.000
1989	Missouri State	41-10	.804	8-2	.800
1990	Missouri State	42-15	.737	11-0	1.000
1991	Missouri State	40-22	.645	14-10	.583
1992	Missouri State	31-23	.574	10-11	.476
1993	Missouri State	32-23	.582	14-6	.700
1994	Missouri State	31-23	.574	13-7	.650
1995	Missouri State	37-21	.638	18-13	.581
1996	Missouri State	32-25	.561	18-11	.621
1997	Missouri State	35-25	.583	16-10	.625
1998	Missouri State	32-21	.604	19-13	.594
1999	Missouri State	38-19	.667	18-11	.621
2000	Missouri State	24-33	.421	15-17	.468
2001	Missouri State	36-22	.621	22-10	.688
2002	Missouri State	43-21	.672	19-13	.594
2003	Missouri State	40-26	.606	19-11	.633
2004	Missouri State	31-28	.525	19-12	.613
2005	Missouri State	26-29	.473	10-14	.417
2006	Missouri State	33-22	.600	15-8	.652
2007	Missouri State	23-34	.404	7-17	.292
2008	Missouri State	40-17	.702	18-6	.750
2009	Missouri State	34-20	.630	17-5	.773
2010	Missouri State	21-34	.382	6-15	.286
2011	Missouri State	33-23	.589	11-9	.550
2012	Missouri State	40-22	.645	13-7	.650
2013	Missouri State	31-23	.574	12-9	.571
2014	Missouri State	26-31	.456	9-12	.429
2015	Missouri State	49-12	.803	18-3	.857
2017	Missouri State	43-20	.683	18-1	.947
2018	Missouri State	16-6	.727	0-0	.000
Totals		1,235-765	.618	391-273	.589

GUTTIN'S MILESTONE VICTORIES

Win	Date	Result (Site)
1	3/5/83	MSU 8, Indiana State 2 (Meador Park)
100	3/11/86	MSU 7, Jacksonville 5 (Jacksonville, Fla.)
200	4/16/88	MSU 4, Eastern Illinois 2 (Charleston, Ill.)
300	5/13/90	MSU 9, Eastern Illinois 2 (Chicago, Ill.)
*395	5/1/93	MSU 9, UNI 2 (Meador Park)
400	5/9/93	MSU 7, Wichita State 6 (Meador Park)
500	5/17/96	MSU 8, Wichita State 7 (Wichita, Kan.)
600	4/24/99	MSU 13, UNI 7 (Meador Park)
700	5/4/02	MSU 5, Wichita State 1 (Wichita, Kan.)
800	5/11/05	MSU 15, Kansas 6 (Hammons Field)
900	5/11/08	MSU 7, Middle Tennessee 6 (Hammons Field)
1,000	3/3/12	MSU 3, Northwestern State 2 (Natchitoches, La.)
1,100	3/17/15	MSU 10, Little Rock 3 (Hammons Field)
1,200	4/18/17	MSU 5, Missouri 3 (Columbia, Mo.)

*Surpassed Bill Rowe for the all-time MSU record for coaching victories

GUTTIN'S CAREER HIGHLIGHTS

- Nine regular-season conference titles (1986, 1988, 1989, 1990, 2001, 2003, 2009, 2015, 2017)
- Nine conference tournament championships (1984, 1985, 1986, 1987, 1988, 1989, 1996, 1997, 2015)
- Ten NCAA Regional berths (1987, 1995, 1996, 1997, 1999, 2002, 2003, 2012, 2015, 2017)
- Three NCAA Super Regional berths (2003, 2015, 2017)
- 2003 College World Series berth
- Mentored 29 All-Americans as head coach
- Coached 116 professional signees, including 17 Major Leaguers -Ryan Howard - 2005 NL Rookie of the Year and 2006 NL MVP -Bill Mueller - 2003 AL Batting Champion
- Coached 88 first-team all-conference selections, eight league players of the year and seven league pitchers of the year
- Six-time Mid-Continent Conference Coach of the Year (1984-89)
- Six-time Missouri Valley Conference Coach of the Year (1993, 2001, 2003, 2008, 2015, 2017)
- Two-time ABCA/NCAA Regional Coach of the Year

MISSOURI STATE BASEBALL

Game 23 | MISSOURI STATE BEARS (16-6) at KANSAS JAYHAWKS (15-9) | March 27 | Lawrence, Kan. | Hoglund Ballpark (2,500) | KBFL AM/FM | ESPN3

ALPHABETICAL ROSTER

No.	Player	Yr.	Pos.	B-T	Ht.	Wt.	Hometown (Previous School)
41	Michael Briggs	So.	C	R-R	6-2	225	Lee's Summit, Mo. (Archbishop O'Hara HS)
18	Matt Brown	Sr.	IF	R-R	6-2	220	St. Louis, Mo. (St. John Vianney HS/Jefferson College)
36	Ty Buckner	Fr.	RHP	R-R	6-1	190	St. Louis, Mo. (Ladue Horton Watkins HS)
10	Dylan Coleman	Jr.	RHP	R-R	6-6	240	Potosi, Mo. (Potosi HS)
43	Mason Dickemann	Fr.	RHP	R-R	6-3	170	Ozark, Mo. (Springfield Catholic HS)
23	Jack Duffy	So.	OF	L-R	5-10	190	Kansas City, Mo. (Staley HS)
11	Jeremy Eierman	Jr.	IF	R-R	6-1	205	Warsaw, Mo. (Warsaw HS)
26	Sam Faith	Fr.	IF	B-R	6-3	195	St. Charles, Ill. (St. Charles North HS)
17	Jordan Fitzpatrick	Fr.	IF/OF	L-R	6-0	185	Rogersville, Mo. (Logan-Rogersville HS)
16	Jake Fromson	Sr.	RHP	R-R	5-11	200	Lee's Summit, Mo. (Lee's Summit HS/Kansas State University)
4	Logan Geha	So.	C	R-R	5-11	190	Lee's Summit, Mo. (Lee's Summit West HS)
40	Zach Gibbs	Fr.	RHP	R-R	6-1	190	Wentzville, Mo. (Holt HS)
25	Jake Hausmann	Fr.	RHP	R-R	6-6	225	St. Charles, Mo. (CBC HS)
29	Austin Knight	Sr.	RHP	R-R	6-3	215	Lebanon, Mo. (Lebanon HS)
21	Jake Lochner	Jr.	LHP	L-L	5-11	200	Sullivan, Mo. (Sullivan HS)
19	Tyler McAlister	So.	RHP	R-R	6-5	195	Waterloo, Ill. (Waterloo HS)
12	Max McGuire	Fr.	C	R-R	6-3	220	Lincoln, Neb. (Southwest HS)
8	Robbie Merced	Fr.	IF	R-R	6-1	170	Springfield, Mo. (Kickapoo HS)
24	Drew Millas	So.	C	B-R	6-2	205	Swansea, Ill. (Belleville East HS)
50	Alex Moore	So.	RHP	R-R	6-7	245	Mountain Grove, Mo. (Mountain Grove HS)
32	John Privitera	So.	IF	L-R	5-8	170	Lee's Summit, Mo. (Lee's Summit West HS)
31	Landan Ruff	Sr.	OF	R-R	6-2	215	Springfield, Mo. (Parkview HS)
33	Matt Russell	Fr.	RHP	R-R	6-2	190	Kansas City, Mo. (Staley HS)
13	Davis Schwab	Jr.	LHP	L-L	6-4	215	Overland Park, Kan. (Blue Valley West HS/Johnson County CC)
14	Connor Sechler	Fr.	RHP	R-R	6-3	180	Bolivar, Mo. (Bolivar HS)
5	Ryan Skalnik	Sr.	IF	R-R	6-1	195	Owasso, Okla. (Verdigris HS/Northwest Mississippi CC)
7	Hunter Steinmetz	Jr.	OF	L-L	5-9	185	Springfield, Mo. (Parkview HS)
45	Ben Whetstone	So.	IF	L-R	6-6	240	Overland Park, Kan. (Rockhurst HS)
35	Logan Wiley	So.	RHP	R-R	6-0	170	Springfield, Mo. (Kickapoo HS/Kansas State University)
27	Nate Witherspoon	So.	LHP	L-L	6-4	210	Eureka, Mo. (Eureka HS)
44	Dennis Yingling	Fr.	LHP	L-L	6-1	205	St. Louis, Mo. (Lindbergh HS)
1	Brooks Zimmerman	Jr.	OF/IF	R-R	6-2	210	Stillwater, Okla. (Stillwater HS/Cowley Co. CC)

Head Coach: Keith Guttin

Assistant Coaches: Paul Evans, Matt Lawson

Volunteer Assistant Coach: Joe Lincoln

Graduate Managers: Matt Fultz, Alex Jefferson, Geoff Jimenez

Student Assistant: Aaron Meyer

Director of Operations: Tyler Jeske

Athletic Trainer: Jim Penkalski

ROSTER BREAKDOWN

Seniors (5): Matt Brown, Jake Fromson, Austin Knight, Landan Ruff, Ryan Skalnik.

Juniors (6): Dylan Coleman, Jeremy Eierman, Jake Lochner, Davis Schwab, Hunter Steinmetz, Brooks Zimmerman.

Sophomores (10): Michael Briggs, Jack Duffy, Logan Geha, Tyler McAlister, Drew Millas, Alex Moore, John Privitera, Ben Whetstone, Logan Wiley, Nate Witherspoon.

Freshmen (11): Ty Buckner, Mason Dickemann, Sam Faith, Jordan Fitzpatrick, Zach Gibbs, Jake Hausmann, Max McGuire, Robbie Merced, Matt Russell, Connor Sechler, Dennis Yingling.

Infielders (8): Matt Brown, Jeremy Eierman, Sam Faith, Jordan Fitzpatrick, Robbie Merced, John Privitera, Ryan Skalnik, Ben Whetstone.

Outfielders (4): Jack Duffy, Landan Ruff, Hunter Steinmetz, Brooks Zimmerman.

Catchers (4): Michael Briggs, Logan Geha, Max McGuire, Drew Millas.

Pitchers (16): Ty Buckner, Dylan Coleman, Mason Dickemann, Jake Fromson, Zach Gibbs, Jake Hausmann, Austin Knight, Jake Lochner, Tyler McAlister, Alex Moore, Matt Russell, Davis Schwab, Connor Sechler, Logan Wiley, Nate Witherspoon, Dennis Yingling.

NUMERICAL ROSTER

No.	Player	Pos.
1	Brooks Zimmerman	OF/IF
4	Logan Geha	C
5	Ryan Skalnik	IF
7	Hunter Steinmetz	OF
8	Robbie Merced	IF
10	Dylan Coleman	RHP
11	Jeremy Eierman	IF
12	Max McGuire	C
13	Davis Schwab	LHP
14	Connor Sechler	RHP
16	Jake Fromson	RHP
17	Jordan Fitzpatrick	IF/OF
18	Matt Brown	IF
19	Tyler McAlister	RHP
21	Jake Lochner	LHP
23	Jack Duffy	OF
24	Drew Millas	C
25	Jake Hausmann	RHP
26	Sam Faith	IF
27	Nate Witherspoon	LHP
29	Austin Knight	RHP
31	Landan Ruff	OF
32	John Privitera	IF
33	Matt Russell	RHP
35	Logan Wiley	RHP
36	Ty Buckner	RHP
40	Zach Gibbs	RHP
41	Michael Briggs	C
43	Mason Dickemann	RHP
44	Dennis Yingling	LHP
45	Ben Whetstone	IF
50	Alex Moore	RHP

Head Coach

2.....Keith Guttin

Assistant Coaches

3.....Matt Lawson (3rd base)

28.....Paul Evans

Volunteer Assistant Coach

38.....Joe Lincoln

Student Assistant

34.....Aaron Meyer (1st base)

Graduate Managers

Matt Fultz

Alex Jefferson

Geoff Jimenez

Director of Operations

Tyler Jeske

Athletic Trainer

Jim Penkalski


PRONUNCIATION GUIDE

Mason Dickemann..... DICK • mun
 Jeremy Eierman IRE • mun
 Jake Fromson FRAWM • sin
 Logan Geha..... GEE • uh
 Keith Guttin rhymes with 'button'
 Jake Hausmann..... HOUSE • mun
 Jake Lochner..... LOCK • nur
 Robbie Merced mur • SAID
 John Privitera..... pri (long 'i') • vuh • TEER • uh
 Connor Sechler..... SECK • lur
 Hunter Steinmetz..... STINE • mets
 Ben Whetstone..... WET • stone
 Dennis Yingling..... YENG • ling

MISSOURI STATE BASEBALL

Game 23 | MISSOURI STATE BEARS (16-6) at KANSAS JAYHAWKS (15-9) | March 27 | Lawrence, Kan. | Hoglund Ballpark (2,500) | KBFL AM/FM | ESPN3

TV/RADIO ROSTER



1 Brooks Zimmerman
OF/IF - Jr. - R/R
Stillwater, Okla.




4 Logan Cocha
C - So. - R/R
Lee's Summit, Mo.



5 Ryan Skalinik
IF - Jr. - R/R
Owasso, Okla.



7 Hunter Steinmetz
OF - Jr. - L/L
Springfield, Mo.



8 Robbie Morced
IF - Fr. - R/R
Springfield, Mo.




10 Dylan Coleman
RHP - Jr. - R/R
Potosi, Mo.




11 Jeremy Elerman
IF - So. - R/R
Warsaw, Mo.



12 Max McGuire
C - Fr. - R/R
Lincoln, Neb.




13 Davis Schwab
LHP - Jr. - L/L
Overland Park, Kan.



14 Connor Sechler
RHP - Fr. - R/R
Bolivar, Mo.



16 Jake Fromson
RHP - Sr. - R/R
Lee's Summit, Mo.



17 Jordan Fitzpatrick
IF - Fr. - L/R
Rogersville, Mo.




18 Matt Brown
IF - Sr. - R/R
St. Louis, Mo.




19 Tyler McAllister
RHP - So. - R/R
Waterloo, Ill.



21 Jake Lochner
LHP - Jr. - L/L
Sullivan, Mo.




23 Jack Duffy
OF - So. - L/R
Kansas City, Mo.



24 Drew Millas
C - So. - S/R
Swansea, Ill.



25 Jake Hausmann
RHP - Fr. - R/R
St. Charles, Mo.



26 Sam Faith
IF - Fr. - S/R
St. Charles, Ill.



27 Nate Witherspoon
LHP - So. - L/L
Eureka, Mo.



29 Austin Knight
RHP - Sr. - R/R
Lebanon, Mo.



31 Landon Ruff
OF - Sr. - R/R
Springfield, Mo.



32 John Privitera
IF - So. - L/R
Lee's Summit, Mo.



33 Matt Russell
RHP - Fr. - R/R
Kansas City, Mo.



35 Logan Wiley
RHP - So. - R/R
Springfield, Mo.



36 Ty Buckner
RHP - Fr. - R/R
St. Louis, Mo.



40 Zach Gibbs
RHP - Fr. - R/R
Wentzville, Mo.




41 Michael Briggs
C - So. - R/R
Lee's Summit, Mo.



43 Mason Dickmann
RHP - Fr. - R/R
Ozark, Mo.



44 Dennis Yingling
LHP - Fr. - L/L
St. Louis, Mo.



45 Ben Whetstone
IF - So. - L/R
Overland Park, Kan.



50 Alex Moore
RHP - So. - R/R
Mountain Grove, Mo.



2 Keith Guttin
Head Coach



3 Matt Lawson
Assistant Coach



28 Paul Evans
Assistant Coach



38 Joe Lincoln
Volunteer
Assistant Coach