

# MISSOURI STATE

2003 NCAA College World Series • 10 NCAA Regional Appearances • 38 All-Americans • 19 Major Leaguers

Eric Doennig, MSU Athletics Communications (Primary Contact) | O: (417) 836-4586 | C: (417) 827-5327 | EricDoennig@MissouriState.edu | MissouriStateBears.com | @MSUBearBaseball | MissouriStBears

## 2018 SCHEDULE

### February (4-2)

16	vs. Texas Southern <sup>§</sup>	W, 8-2
16	at Lamar <sup>§</sup>	W, 11-2
17	vs. Lamar <sup>§</sup>	L, 0-8
18	vs. Texas Southern <sup>§</sup>	W, 6-5
25	at Central Arkansas	L, 0-1 (10)
25	at Central Arkansas	W, 5-2
27	at Oral Roberts	PPD

### March (8-4)

2	vs. St. Joseph's <sup>®</sup>	L, 3-6
3	at (24) ECU <sup>®</sup>	W, 7-4
4	vs. Pepperdine <sup>®</sup>	W, 8-7
7	OKLAHOMA STATE	L, 8-10
9	ARKANSAS STATE	W, 12-4
10	ARKANSAS STATE	L, 1-4
11	ARKANSAS STATE	W, 5-4
13	ORAL ROBERTS	W, 6-5
14	vs. Iowa <sup>*</sup>	W, 8-3
17	vs. Seton Hall <sup>®</sup>	W, 14-2
17	at Oklahoma State	L, 2-4
20	SOUTHEAST MISSOURI STATE	W, 10-5
21	MURRAY STATE	3:00 p.m.
23	CSUN	3:00 p.m.
24	CSUN	2:00 p.m.
25	CSUN	12:00 p.m.
27	at Kansas	6:05 p.m.
30	at Indiana State <sup>*</sup>	5:30 p.m.
31	at Indiana State <sup>*</sup>	1:00 p.m.

### April

1	at Indiana State <sup>*</sup>	12:00 p.m.
3	vs. Missouri <sup>§</sup>	6:30 p.m.
6	EVANSVILLE <sup>*</sup>	6:30 p.m.
7	EVANSVILLE <sup>*</sup>	2:00 p.m.
8	EVANSVILLE <sup>*</sup>	1:00 p.m.
10	MISSOURI	6:30 p.m.
13	OREGON STATE (DH)	11:00 a.m.
14	OREGON STATE	6:30 p.m.
17	at Arkansas	6:35 p.m.
20	ILLINOIS STATE <sup>*</sup>	6:30 p.m.
21	ILLINOIS STATE <sup>*</sup>	2:00 p.m.
22	ILLINOIS STATE <sup>*</sup>	1:00 p.m.
24	at Missouri	7:30 p.m.
27	at Bradley <sup>*</sup>	6:00 p.m.
28	at Bradley <sup>*</sup>	2:00 p.m.
29	at Bradley <sup>*</sup>	1:00 p.m.

### May

2	KANSAS	6:30 p.m.
4	at Valparaiso <sup>*</sup>	3:00 p.m.
5	at Valparaiso <sup>*</sup>	1:00 p.m.
6	at Valparaiso <sup>*</sup>	1:00 p.m.
11	SOUTHERN ILLINOIS <sup>*</sup>	6:30 p.m.
12	SOUTHERN ILLINOIS <sup>*</sup>	2:00 p.m.
13	SOUTHERN ILLINOIS <sup>*</sup>	1:00 p.m.
17	at DBU <sup>*</sup>	6:30 p.m.
18	at DBU <sup>*</sup>	6:30 p.m.
19	at DBU <sup>*</sup>	2:00 p.m.
23-26	MVC Baseball Championship <sup>®</sup>	TBA

Home games played at Hammons Field in BOLD CAPS; \*MVC game;  
<sup>§</sup> Cardinal Classic (Beaumont, Texas); @ Keith LeClair Classic (Greenville, N.C.); + at Kansas City, Mo.  
<sup>§</sup> at Stillwater, Okla.; & at Busch Stadium (St. Louis, Mo.); # at Horner Ballpark (Dallas, Texas)



### MISSOURI STATE BEARS (12-6)

Conference.....Missouri Valley  
 Head Coach.....Keith Guttin  
 Alma Mater.....Missouri-St. Louis  
 Career Record.....1,231-765 (36th year)  
 Record at MSU.....same



### SOUTHEAST MISSOURI REDHAWKS (7-14)

Conference.....Ohio Valley  
 Head Coach.....Andy Sawyers  
 Alma Mater.....Nebraska  
 Career Record.....36-40 (2nd year)  
 Record at SEMO.....same



### MURRAY STATE RACERS (11-10)

Conference.....Ohio Valley  
 Head Coach.....Kevin Moulder  
 Alma Mater.....Murray State  
 Career Record.....83-109 (4th year)  
 Record at MSU.....same

### BEARS' MIDWEEK SCHEDULE

Tuesday, March 20 vs. Southeast Missouri (3:02 p.m.)  
 MSU.....RHP Austin Knight (0-0, 3.86 ERA)  
 SEMO.....RHP Logan Winder (0-0, 4.70 ERA)  
 Site.....Springfield, Mo.  
 Stadium.....Hammons Field (8,000)  
 Series History.....MSU leads 64-40  
 Radio.....KBFL 1060 AM/96.9 FM (Art Hains, Ben Goss)  
 Live Stats.....MissouriStateBears.com

Wednesday, March 21 vs. Murray State (3:02 p.m.)  
 MSU.....RHP Tyler McAlister (0-0, 4.15 ERA)  
 MURRAY.....RHP Trevor McMurray (2-1, 7.23 ERA)  
 Site.....Springfield, Mo.  
 Stadium.....Hammons Field (8,000)  
 Series History.....MSU leads 3-1  
 Radio.....KBFL 1060 AM/96.9 FM (Art Hains, Ben Goss)  
 Watch.....The Valley on ESPN3 (Don West, Mike McClure)  
 Live Stats.....MissouriStateBears.com

## PRIME 9

- Missouri State is 6-0 following a loss this season, hitting .291 and posting a 3.33 ERA in such contests
- After totaling just four long balls over the first nine games of the season, the Bears have powered up to hit 12 homers in their last nine contests since March 7
- MSU has posted an 81-33 (.711) regular-season non-conference mark over the last three seasons
- The Bears lead the series with Murray State by a 3-1 margin, with Wednesday's meeting marking the first home game in the series for MSU; the two teams have met just once as Division I programs—a 5-3 Bears win on March 28, 1991 in Murray
- Preseason All-American **Jeremy Eierman** has rebounded from a sluggish start to hit .455 (20-for-44) with three homers, 16 runs scored and six steals over the course of his current career-best 11-game hit streak
- Eierman enters the week with 35 career home runs, just one shy of cracking the Bears' career top 10 list
- MSU leads the Valley in team earned run average (3.50), earned runs allowed (62), fewest home runs allowed (8) and double plays turned (15); Individually, **Drew Millas** ranks fourth in both RBIs (22) and on-base percentage (.468)
- Head coach **Keith Guttin** moved past former San Diego State bench boss Jim Dietz (1,230) for sole possession of the No. 22 spot on the NCAA's all-time Division I coaching victories list with MSU's win over SEMO Tuesday
- Missouri State has 66 combined come-from-behind victories over the last three-plus seasons, including seven through its first 18 contests of the 2018 campaign

## AROUND THE HORN

Pos.	Player	Ht.	Wt.	Class	B/T	G/GS	BA/OBP/SLG	HR/RBI	Notes
DH	Drew Millas	6-2	205	So.	B/R	18/18	.371/.474/.468	1/22	RBI total, OBP rank 4th in MVC
C	Logan Geha	5-11	190	So.	R/R	18/17	.157/.306/.157	0/5	Career-high 2 RBIs vs. ECU (3/4)
1B	Ben Whetstone	6-6	240	So.	L/R	18/18	.250/.375/.484	4/11	Reached safely in all 18 contests to date
2B	John Privitera	5-8	170	So.	R/R	18/18	.212/.366/.288	0/7	Hit .313/.452/.344 in MVC play last spring
SS	Jeremy Eierman	6-1	205	Jr.	R/R	18/18	.329/.447/.586	3/10	Hitting .455 over current 11-game hit streak
3B	Matt Brown	6-2	220	Sr.	R/R	18/15	.211/.426/.447	2/8	First 2-homer game of career vs. ASU (3/9)
LF	Landan Ruff	6-2	215	Sr.	R/R	17/10	.138/.297/.414	2/5	2 HR in last seven games (since 3/10)
CF	Hunter Steinmetz	5-9	185	Jr.	L/L	18/18	.257/.354/.357	1/13	.346, 8 RBIs at Hammons Field in 2018
RF	Jack Duffy	5-10	190	So.	R/R	18/17	.266/.347/.422	1/10	.438 BA on current four-game hit streak

Pos.	Pitcher	Ht.	Wt.	Class	B/T	G/GS	W-L	Sv	IP	H	K/BB	BAA	ERA
RHP	Dylan Coleman	6-6	240	Jr.	R/R	5/5	3-1	0	34.2	19	39/18	.164	2.34
RHP	Ty Buckner	6-1	190	Fr.	R/R	5/5	1-2	0	24.0	24	15/13	.258	3.00
RHP	Tyler McAlister	6-5	195	So.	R/R	3/3	0-0	0	13.0	14	13/8	.286	4.15
RHP	Austin Knight	6-3	215	Sr.	R/R	4/4	0-0	0	18.2	21	18/9	.292	4.82
RHP	Jake Fromson	5-11	200	Sr.	R/R	3/0	1-0	0	4.0	2	1/0	.167	0.00
LHP	Nate Witherspoon	6-4	210	So.	L/L	8/0	1-0	0	12.0	11	10/5	.250	1.50
LHP	Davis Schwab	6-4	215	Jr.	L/L	4/0	1-0	0	4.0	5	4/2	.294	2.25
[RHP]	Connor Sechler	6-3	180	Fr.	R/R	8/0	2-1	0	16.1	12	19/6	.203	3.86
RHP	Logan Wiley	6-0	170	So.	R/R	10/1	2-2	1	21.1	24	25/7	.279	4.22
RHP	Matt Russell	6-2	190	Fr.	R/R	7/0	0-0	2	5.2	6	8/10	.261	9.53

# MISSOURI STATE BASEBALL

Game 19 | MISSOURI STATE BEARS (12-6) vs. MURRAY STATE RACERS (11-10) | March 21 | Springfield, Mo. | Hammons Field (8,000) | KBFL AM/FM | ESPN3

## MISSOURI STATE QUICK FACTS

Founded	1905
Location	Springfield, Mo.
Address	901 S. National Ave. Springfield, MO 65897
Web Site	MissouriState.edu
Switchboard	(417) 836-5000
President	Cliff Smart
Enrollment	26,216
Nickname	Bears
School Colors	Maroon and White
National Affiliation	NCAA Division I Conference Missouri Valley Conference
Director of Athletics	Kyle Moats
Faculty Athletics Representative	James Hutter
Tickets	(417) 836-7678, (888) 476-7849 MissouriStateBears.com/Tickets

## Stadium

Home Facility	Hammons Field
Opened	2004
Capacity	8,000
Surface	Natural Grass
Dimensions	LF-315/LC-365/CF-400/RC-365/RF-330
Press Box Phone	(417) 832-3029

## Baseball Staff

Head Coach	Keith Guttin (Missouri-St. Louis, '78)
MSU Record	1,231-765 (36th year at MSU)
Overall Record	1,231-765 (36th year overall)
Assistant Coach	Paul Evans (Southern Illinois, '81)
Assistant Coach	Matt Lawson (Missouri State, '15)
Volunteer Assistant Coach	Joe Lincoln
Graduate Managers	Matt Fultz Alex Jefferson Geoff Jimenez
Student Assistant	Aaron Meyer
Director of Operations	Tyler Jeske
Athletic Trainer	Jim Penkalski
Strength & Conditioning Coordinator	Jeremiah Frey

## Team Information

2017 Overall Record	43-20
2017 MVC Record (Finish)	18-1 (1st)
Postseason	NCAA Fayetteville Regional champion; NCAA Fort Worth Super Regional runner-up
Lettermen Returning/Lost	18/11
Starters Returning/Lost	4/5
Pitchers Returning/Lost	8/5
Newcomers	15

## History

First Season	1964
All-Time Record (55 seasons)	1,625-995-1
All-Time at Hammons Field (15 seasons)	236-121
All-Time NCAA D-I Tournament Record	21-22 (10 app.)
MVC Regular-Season Championships	5
MVC Tournament Championships	3

## Athletics Communications

Location	Hammons Student Center, Room 300
Shipping Address	901 S. National Avenue Springfield, MO 65897
Assistant Director (Primary Baseball Contact)	Eric Doennig
Office Phone	(417) 836-4584
Cell Phone	(417) 827-5327
Email	EricDoennig@MissouriState.edu
Assistant A.D. for Communications	Rick Kindhart
Assistant Director	Ben Adamson
Social Media/Graphic Design Assistant	Bridgette Robles
Assistant	Kevin Kane
Graduate Assistants	Shannon Carrico, Emily McMillan
Athletics Web Site	MissouriStateBears.com
Twitter	@MSUBearBaseball
Instagram	@MSUBearBaseball
Facebook	MissouriStBears/MSUBearsBaseball

## LEADING OFF

After a successful road swing that capped a 3-1 week, the **Missouri State Bears** return to Hammons Field to open a five-game home stand, beginning with midweek contests against the **Southeast Missouri State Redhawks** and **Murray State Racers**. The Bears and Redhawks will square off at Tuesday (March 20) at 3 p.m., while the Racers will visit Wednesday (March 21) for another 3 p.m. tilt.

The Bears saw their four-game win streak come to an end Saturday at Oklahoma State, but MSU entered the week having won seven of its last 10 contests. **Jeremy Eierman** has recorded a hit in each of those outings, while the MSU offense has averaged 7.1 runs per game during the stretch.

SEMO won the final two games of its Ohio Valley Conference series with Morehead State to stop a four-game slide this past weekend. Fellow OVC member Murray State ended a losing streak of its own with a home win over Brescia on Monday. The Racers dropped all three of their league games at Austin Peay over the weekend.

## SERIES HISTORIES

Missouri State holds a commanding 64-40 edge over SEMO in a series that dates all the way back to the Bears' inaugural season of 1964. The Redhawks have been one of MSU's most-frequent opponents, with the 104 total games ranking behind only Indiana State (113 games), Wichita State (112) and Southern Illinois (108) in terms of series length for Bears' opponents. The Bears have been even more dominant at home, winning 37 of 53 games against the Redhawks on their home field.

Wednesday's game with Murray State will mark the first in the series since 1991, as well as just the second meeting of the two schools as Division I foes. The Bears and Racers have never met in Springfield before, with MSU taking three of the previous four games in the series, all of which have been played in Murray.

## POWER SURGE

After hitting just four combined home runs over their first nine games of the season, the Bears have muscled up to club 12 long balls in their last nine outings. **Ben Whetstone** launched three critical home runs in MSU's series win over No. 30 Arkansas State, including the first two-homer game of his career in a 12-4 win. Additionally, **Jeremy Eierman** has powered up to hit all three of his home runs over the course of an 11-game hit streak dating back to March 3.

The Bears are 9-2 overall this season in games in which they have hit at least one home run. MSU is a perfect 3-0 when hitting two or more long balls in a game.

## COLEMAN CLIMBING

Junior right-hander **Dylan Coleman** logged another strong outing Saturday at Oklahoma State, holding the Cowboys scoreless on two hits over the first six innings, before a four-run seventh spelled doom for the Bears. Nevertheless, the Potosi, Mo., product fanned five OSU hitters to climb all the way to the ninth position, which he currently shares with Pierce Johnson (227).

Coleman, who fanned an MVC-high 106 batters in 2016, needs 16 more K's to match the career total of Jon Harris (2013-15) in the No. 8 position.

## BOUNCEBACK BEARS

Missouri State has made a habit of eliminating opposition leads over the last three seasons, totaling 66 come-from-behind victories out of 142 total wins since the start of the 2015 season.

With its 10-5 comeback victory over SEMO Tuesday, MSU also improved to 6-0 follow a loss. The Bears have hit .291 with seven of their 16 home runs on the season in those six victories. **Ben Whetstone** has been particularly lethal in games following losses, batting .409 and slugging 1.000 with all four of his homers and seven RBIs. On the mound, **Dylan Coleman** has posted a pair of wins and a 2.57 ERA in such outings.

## SERIES SUMMARIES

All-Time Record vs. Southeast Missouri	65-40
Home	38-16
Road	27-24
Neutral	0-0
Current Streak	W1
Last Meeting	MSU won 10-5 in Springfield, March 20, 2018
MSU vs. Ohio Valley Conference	133-80
Keith Guttin vs. SEMO	31-14
All-Time Record vs. Murray State	3-1
Home	0-0
Road	3-1
Neutral	0-0
Current Streak	W1
Last Meeting	Missouri State won 5-3 in Murray, Ky., March 28, 1991
MSU vs. Ohio Valley Conference	133-80
Keith Guttin vs. Murray State	1-0

## MSU SINGLE-SEASON STRIKEOUTS

No.	Player	Year	K's
1.	Matt Hall	2015	171
2.	Pierce Johnson	2012	119
3.	Chad Mulholland	2003	117
4.	Nick Petree	2012	114
5.	Jon Harris	2015	113
6.	Nick Petree	2013	111
7.	Ross Detwiler	2007	110
8.	Jarrod Mays	1995	107
9.	Dylan Coleman	2017	106
	John Rheinecker	2001	106

## MSU CAREER STRIKEOUTS

No.	Player	Years	K's
1.	Brad Ziegler	2000-03	330
2.	Nick Petree	2011-13	306
3.	Matt Hall	2013-15	275
4.	Brett Sinkbeil	2004-06	256
5.	Jordan Knutson	2014-17	247
	Jarrod Mays	1994-96	247
7.	Ross Detwiler	2005-07	244
8.	Jon Harris	2013-15	243
9.	Dylan Coleman	2016-pr	227
	Pierce Johnson	2010-12	227
11.	Aaron Meade	2008-10	226
	Dave Dickensheet	1979-82	226
13.	Scott Geitz	1995-98	225
14.	Mike Whitley	1992-95	223
15.	Clay Murphy	2010-14	221
16.	Buddy Baumann	2007-09	215
17.	Grant Gordon	2010-13	206
18.	John Hardin	1996-00	204
	Ken Watkins	1967-70	204
20.	Jeff Gray	2001-04	203
21.	Sam Perez	2013-16	201
22.	Tim Clubb	2007-09	200

# MISSOURI STATE BASEBALL

Game 19 | MISSOURI STATE BEARS (12-6) vs. MURRAY STATE RACERS (11-10) | March 21 | Springfield, Mo. | Hammons Field (8,000) | KBFL AM/FM | ESPN3

## 2018 MVC STANDINGS

Team	Overall	Pct.	MVC	Pct.
Indiana State	12-5	.706	0-0	.000
Bradley	11-5	.688	0-0	.000
Missouri State	12-6	.667	0-0	.000
DBU	11-8	.579	0-0	.000
Southern Illinois	10-11	.476	0-0	.000
Illinois State	8-9	.471	0-0	.000
Valparaiso	6-12	.333	0-0	.000
Evansville	5-11	.312	0-0	.000

## THIS WEEK IN THE VALLEY

### Wednesday, March 21

Murray State at Missouri State (3 p.m.)  
Chicago State at Bradley (6 p.m.)  
SIUE at Evansville (6 p.m.)

### Friday, March 23

Xavier at Indiana State (2 p.m.)  
Valparaiso at Butler (3 p.m.)  
CSUN at Missouri State (3 p.m.)  
Creighton at Illinois State (4:30 p.m.)  
UC-Irvine at Southern Illinois (5 p.m.)  
Robert Morris-Chicago at Bradley (6 p.m.)  
DBU at Sam Houston State (6:30 p.m.)

### Saturday, March 24

Oakland City at Evansville (1 p.m.)  
Valparaiso at Butler (1 p.m.)  
Xavier at Indiana State (1 p.m.)  
DBU at Sam Houston State (1 p.m.)  
Creighton at Illinois State (2 p.m.)  
CSUN at Missouri State (2 p.m.)  
Eureka at Bradley (2 p.m.)  
UC-Irvine at Southern Illinois (2 p.m.)

### Sunday, March 25

CSUN at Missouri State (12 p.m.)  
Valparaiso at Butler (1 p.m.)  
Xavier at Indiana State (1 p.m.)  
Creighton at Illinois State (1 p.m.)  
MacMurray at Bradley (2 p.m.)  
DBU at Sam Houston State (1 p.m.)  
UC-Irvine at Southern Illinois (2 p.m.)

## MVC PRESEASON POLL

No.	Team (First-place votes)	Points
1.	DBU (7)	63
2.	Missouri State (1)	57
3.	Indiana State	42
4.	Southern Illinois	35
5.	Illinois State	31
6.	Bradley	30
7.	Evansville	18
8.	Valparaiso	12

## PRESEASON ALL-MVC TEAM

Pos.	Player	Team
1B	Luke Mangieri	Bradley
2B	Connor Kopach	Southern Illinois
3B	Tim Millard	DBU
SS	Jeremy Eierman	Missouri State
C	Garrett Wolforth	DBU
UT	Andrew Ivelia	Bradley
DH	Dane Giesler	Indiana State
OF	Jameson Hannah	DBU
OF	Devlin Granberg	DBU
OF	Hunter Steinmetz	Missouri State
SP	Dylan Coleman	Missouri State
SP	Michael Baird	Southern Illinois
RP	Ryan Netemeyer	Southern Illinois
RP	Jake Fromson	Missouri State

## IN RARE COMPANY

With Missouri State's 10-5 win over SEMO on Tuesday, Bears head coach **Keith Guttin** moved past former San Diego State coach Jim Dietz into sole possession of the No. 22 spot on the NCAA's Division I career coaching wins list.

With a career record of 1,231-765 (.617), Guttin is the second-winningest coach in MVC history, while his win total ranked sixth among all active Division I head coaches entering the 2018 season. Barring any changes to the Bears' schedule, Guttin will coach his 2,000th game this Sunday when MSU hosts CSUN.

## OFF AND RUNNING

As part of their 12-6 start to the season, the Bears locked up their eighth-consecutive .500 or better month of February. Since the start of the 2011 season, Missouri State has gone a combined 43-15 (.741) in February, including a cumulative 28-8 (.778) mark over the last five seasons.

MSU has been even better in the month of March, which has traditionally been the Bears' most successful month. MSU has gone 43-20 in March over the last four seasons and has logged 15 winning months of March since 2001. Overall, MSU has posted a .633 March winning percentage and finished .500 or better in the month 45 times in 54 years as a varsity program.

## HOLDING SERVE AT HAMMONS

Missouri State opened its 2018 home slate last week looking to extend a recent home-field advantage of unprecedented proportions in the history of the MSU program. The Bears have logged their top two single-season home win totals over the last two years, going 21-7 at home last spring, following a Hammons Field record 22 victories in 2016. In 2015, MSU posted its best-ever showing at Hammons with a 19-3 (.864) mark, giving the Bears a combined 66-21 home record since the start of the 2015 season.

## ROAD TO SUCCESS

MSU has proven to be hard to stop on the road over the past three seasons, logging a 56-32 (.636) record in such contests. Including their 20-6 record in neutral-field games over the same stretch, the Bears have gone 76-38 (.667) away from Hammons Field since the start of the 2015 season. The Bears went 19-13 in true road games a year ago, after finishing with a program-record 21 wins in 27 road contests in 2015. MSU's 0.857 win percentage on the road represented their best since 1978, when they posted an identical percentage with a 12-2 road mark.

## EIERMAN ON FIRE

After a slow start to the 2018 season, preseason All-American **Jeremy Eierman** has caught fire to record hits in each of his last 11 games, hitting .455 (20-for-44) with all three of his home runs and 16 total runs scored to help the Bears go 8-3 over the same stretch. In addition to his career-best hit streak, Eierman has handled 41 of 42 defensive chances and swiped six bases in six tries.

Eierman, who was named MVC Player of the Week for the fifth time in his MSU career on Monday, has been at the forefront of the conversation throughout the fall and leading into the preseason about the Bear with the most promising potential to follow in the footsteps of several recent high-end Major League Baseball Draft picks from Missouri State. Last year, fellow MSU infielder Jake Burger was picked 11th overall by the Chicago White Sox to become the highest-ranking Bears position player ever picked in the draft. In fact, the Bears have seen six players selected in the top 10 rounds of the MLB Draft over the last three seasons, including two first-rounders.

The Warsaw, Mo., product shared the No. 5 spot nationally with 23 home runs after turning in an NCAA postseason to remember, helping the Bears to their third Division I Regional crown by hitting a pair of home runs in Missouri State's opening-round victory over Oklahoma State, as well as a tie-breaking two-run shot in the deciding game against Arkansas. Eierman homered for a fourth time in NCAA play in the Bears' opening game against TCU at the Fort Worth Super Regional as well and hit .333 overall in MSU's six postseason games. Eierman was a unanimous preseason All-America pick and was tabbed for USA Baseball's Golden Spikes Award watch list. He was also named the No. 9 college prospect for the 2018 MLB Draft, as well as the No. 17 overall prospect, by *Baseball America* prior to the start of the season.

## NCAA DIVISION I WINNINGEST ACTIVE COACHES

No.	Coach (School)	W-L-T	Pct.
1.	Mike Martin (Florida State)	1,944-694-4	.737
2.	Jim Morris (Miami)	1,566-690-4	.694
3.	Mike Fox (North Carolina)	1,385-501-5	.734
4.	Paul Mainieri (LSU)	1,376-694-7	.664
5.	John Anderson (Minnesota)	1,244-845-3	.595
6.	Keith Guttin (MSU)	1,219-759-0	.616
7.	Danny Hall (Georgia Tech)	1,196-622-1	.658
8.	Wayne Graham (Rice)	1,147-497-0	.698
9.	Gary Gilmore (Coastal Carolina)	1,137-559-2	.670
10.	Mike Gillespie (UC Irvine)	1,124-696-2	.617
11.	Tony Robichaux (UL Lafayette)	1,115-711-2	.611
12.	Mike Sansing (Kennesaw State)	1,067-604-0	.639
13.	Pat Casey (Oregon State)	1,016-560-6	.644
14.	Elliott Avent (NC State)	1,015-704-0	.590
15.	Brian Shoop (UAB)	1,006-623-1	.617

\*entering 2018 season

## GUTTIN'S MILESTONE VICTORIES

Win	Date	Result	Site
1	3/5/83	MSU 8, Indiana State 2	Meador Park
100	3/11/86	MSU 7, Jacksonville 5	(Jacksonville, Fla.)
200	4/16/88	MSU 4, Eastern Illinois 2	(Charleston, Ill.)
300	5/13/90	MSU 9, Eastern Illinois 2	(Chicago, Ill.)
*395	5/1/93	MSU 9, UNI 2	(Meador Park)
400	5/9/93	MSU 7, Wichita State 6	(Meador Park)
500	5/17/96	MSU 8, Wichita State 7	(Wichita, Kan.)
600	4/24/99	MSU 13, UNI 7	(Meador Park)
700	5/4/02	MSU 5, Wichita State 1	(Wichita, Kan.)
800	5/11/05	MSU 15, Kansas 6	(Hammons Field)
900	5/11/08	MSU 7, Middle Tennessee 6	(Hammons Field)
1,000	3/3/12	MSU 3, Northwestern State 2	(Natchitoches, La.)
1,100	3/17/15	MSU 10, UALR 3	(Hammons Field)
1,200	4/18/17	MSU 5, Missouri 3	(Columbia, Mo.)

\*Surpassed Bill Rowe for the all-time Missouri State record for coaching victories

# MISSOURI STATE BASEBALL

Game 19 | MISSOURI STATE BEARS (12-6) vs. MURRAY STATE RACERS (11-10) | March 21 | Springfield, Mo. | Hammons Field (8,000) | KBFL AM/FM | ESPN3

## MSU RECORD BY POSITION

C-	Geha 16 (10-6), Millas 2 (2-0)
1B-	Whetstone 18 (12-6)
2B-	Privitera 18 (12-6)
3B-	Brown 15 (10-5), Faith 2 (2-0), Fitzpatrick 1 (0-1)
SS-	Eierman 18 (12-6)
LF-	Ruff 10 (7-3), Zimmerman 7 (4-3), Fitzpatrick 1 (1-0)
CF-	Steinmetz 18 (12-6)
RF-	Duffy 17 (12-5), Zimmerman 1 (0-1)
DH-	Millas 16 (10-6), Faith 1 (1-0), Fitzpatrick 1 (1-0)
P-	Buckner 5 (3-2), Coleman 5 (3-2), Knight 4 (3-1), McAlister 3 (2-1), Wiley 1 (1-0)

## MSU RECORD BY BATTING ORDER

1st-	Privitera 18 (12-6)
2nd-	Eierman 11 (8-3), Steinmetz 7 (4-3)
3rd-	Millas 11 (8-3), Eierman 7 (4-3)
4th-	Whetstone 12 (9-3), Zimmerman 3 (1-2), Duffy 1 (0-1) Millas 1 (1-0), Steinmetz 1 (1-0)
5th-	Millas 6 (3-3), Steinmetz 6 (5-1), Brown 2 (1-1), Duffy 1 (1-0), Faith 1 (1-0), Whetstone 1 (0-1), Zimmerman 1 (1-0)
6th-	Whetstone 4 (3-1), Geha 4 (3-1), Duffy 4 (3-1), Steinmetz 3 (1-2), Zimmerman 2 (1-1), Brown 1 (1-0)
7th-	Duffy 7 (5-2), Geha 5 (3-2), Fitzpatrick 2 (1-1), Brown 2 (2-0), Steinmetz 1 (1-0), Zimmerman 1 (0-1)
8th-	Geha 7 (4-3), Brown 5 (4-1), Duffy 3 (2-1), Faith 1 (1-0), Fitzpatrick 1 (1-0), Whetstone 1 (0-1)
9th-	Ruff 10 (7-3), Brown 5 (2-3), Duffy 1 (1-0), Faith 1 (1-0), Zimmerman 1 (1-0)

## MSU HIT STREAKS

Category	Current	2018	Career
Jeremy Eierman	11	11	11
Jack Duffy	4	4	4
Ben Whetstone	2	5	5
Drew Millas	1	6	6
Hunter Steinmetz	1	5	19
Matt Brown	1	2	2
Jordan Fitzpatrick	1	1	1
John Privitera	0	4	4
Landan Ruff	0	2	3
Brooks Zimmerman	0	2	2
Logan Geha	0	2	2
Ryan Skalnik	0	2	2
Sam Faith	0	1	1

## MSU REACHED BASE STREAKS

Category	Current	2018	Career
Ben Whetstone	18	18	18
Jeremy Eierman	15	15	33
Jack Duffy	6	6	7
Drew Millas	5	7	11
Matt Brown	5	5	5
John Privitera	4	6	9
Ryan Skalnik	4	4	4
Jordan Fitzpatrick	2	4	4
Landan Ruff	1	6	6
Hunter Steinmetz	1	5	29
Logan Geha	0	5	7
Brooks Zimmerman	0	3	3
Sam Faith	0	2	2

## MILLAS TABBED FOR VALLEY HONOR

Missouri State sophomore **Drew Millas** was named Missouri Valley Conference Player of the Week following his breakout performance at the Keith LeClair Classic (March 5). The honor marked the first of Millas's Missouri State career, as well as the 11th time a Bear has earned MVC Player or Pitcher of the Week recognition over the last two seasons.

Millas powered the Bears' offense to a 2-1 showing for the weekend, hitting .778 (7-for-9) with a team-leading five RBIs. The catcher/designated hitter recorded back-to-back multi-RBI performances and hits in each of his first five at-bats of the weekend, including a career-best 4-for-4 effort in MSU's 7-4 win over No. 24 ECU—the Bears' first regular-season victory over a ranked foe in three years. The Swansea, Ill., native also went 2-for-4 with an RBI in MSU's 8-7 win over Pepperdine to help the Bears to the tourney title.

## VALLEY FORECAST

With 18 letterwinners returning from last year's 43-20 squad, the Bears were tabbed second in the Missouri Valley Conference's 2018 preseason poll of the league's head coaches. DBU Defending Valley Tournament champion DBU garnered seven of the eight first-place votes and finished with 63 points overall to claim the top spot in the poll.

The Patriots edged the Bears (57 points), who received the remaining first-place vote, while Indiana State (42) and Southern Illinois (35) rounded out the top half of the preseason poll. Illinois State (31) and Bradley finished fifth and sixth, respectively, while Evansville (18) and Valparaiso were slotted into the final two positions in the poll. The league's eight clubs will convene in Dallas at the conclusion of the conference season for the right to represent the Valley in the 2018 NCAA Tournament.

## WHAT'S ON TAP

The 2018 Missouri State baseball schedule will feature a total of 53 games, including 24 home dates and match-ups against seven different 2017 NCAA Tournament teams. In all, the Bears are slated to play 23 games against 12 different opponents that rated among the top 125 RPI-finishers a year ago, including 13 contests against NCAA Regional qualifiers.

Highlighting the home portion of the schedule will be a three-game non-conference series (April 13-14) against an Oregon State squad that returns the bulk of its roster from last year's club that earned the top overall national seed in the 2017 NCAA Baseball Championship and advanced to the College World Series with a 56-6 overall record. The Bears will also welcome Arkansas State (March 9-11) and CSUN (March 23-25) to Hammons Field for three-game non-conference series, in addition to hosting meetings with 2017 postseason qualifying clubs from Oklahoma State (March 7) and Oral Roberts (March 13).

MSU's home slate will also feature midweek match-ups with regional foes Southeast Missouri State (March 20) and Murray State (March 21), as well as return visits from Missouri (April 10) and Kansas (May 2) as part of home-and-home series with the Tigers and Jayhawks. The Bears will host three Missouri Valley Conference weekend series, beginning with a three-game set against Evansville (April 6-8), followed by series with Illinois State (April 20-22) and Southern Illinois (May 11-13).

## FEELING SUPER

Coming off the winningest three-year period in program history with 130 victories since the start of the 2015 season, the Bears turned in a stretch like no other in school history. Over the last three seasons, nine different players have been selected as All-Americans, six different players have been taken in the top 10 rounds of the MLB Draft, including two first-rounders.

Last year's 43-20 team captured the program's fifth MVC regular-season crown, as well as the NCAA Fayetteville Regional title to advance to Super Regional play for the third time. With their run to the Regional title, the Bears advanced to NCAA Super Regional play for the second time in three seasons and the third time as a Division I program in 2017.

## STREAK FOR THE AGES

Missouri State posted its best-ever-start to a Valley season in 2017 as part of its 22-game MVC win streak. The Bears won their first 18 conference games before falling to Illinois State (May 19) in their regular-season finale. With their 8-5 win over the Redbirds on May 18, the Bears ran their regular-season Valley win streak to a league-record 22-straight games, dating back to their May 15, 2016 win at DBU. They surpassed the previous all-time win streak by an MVC club with their title-clinching win vs. Indiana State on May 13, topping Wichita State's 19-game league win streak (1981-82).

## BRINGING HOME THE HARDWARE

Headlined by four league specialty award winners and six first-team selections, a total of 10 Bears were selected for 2017 All-Missouri Valley Conference honors. This season's preseason poll offered more of the same, as four Bears were picked for preseason All-MVC recognition.

Senior right-hander **Jake Fromson**, was voted the Valley's Pitcher of the Year last spring, and **Dylan Coleman** was named to the squad, while junior All-America candidates **Jeremy Eierman** and **Hunter Steinmetz** were tabbed as well after strong summers with Team USA and on the Cape, respectively.

## 2018 HONORS

### Dylan Coleman

- Preseason All-MVC

### Jeremy Eierman

- Missouri Valley Conference Player of the Week (March 19)
- USA Baseball Golden Spikes Award Watch List
- Baseball America Preseason All-America (first team)
- D1 Baseball Preseason All-America (first team)
- Perfect Game Preseason All-America (first team)
- Collegiate Baseball Preseason All-America (first team)
- NCBWA Preseason All-America (second team)
- Preseason All-MVC

### Jake Fromson

- NCBWA Stopper of the Year Watch List
- Collegiate Baseball Preseason All-America (second team)
- Preseason All-MVC

### Drew Millas

- Missouri Valley Conference Player of the Week (March 5)

### Hunter Steinmetz

- Preseason All-MVC

# MISSOURI STATE BASEBALL

Game 19 | MISSOURI STATE BEARS (12-6) vs. MURRAY STATE RACERS (11-10) | March 21 | Springfield, Mo. | Hammons Field (8,000) | KBFL AM/FM | ESPN3

## NCBWA DIVISION I POLL (March 19)

No.	Team	W-L	LW
1.	Oregon State	18-1	1
2.	Florida	18-4	2
3.	Stanford	14-2	3
4.	Arkansas	16-4	9
5.	Ole Miss	19-2	8
6.	Florida State	16-4	6
7.	Auburn	19-2	13
8.	Vanderbilt	15-5	14
9.	Kentucky	14-6	5
10.	Texas Tech	17-5	4
11.	Texas A&M	17-4	7
12.	UCLA	13-4	16
13.	NC State	18-3	20
14.	Southern Miss	14-4	15
15.	Indiana	15-4	17
16.	Clemson	16-4	10
17.	Louisville	16-4	12
18.	ECU	16-4	18
19.	Duke	16-4	24
20.	LSU	14-7	19
21.	TCU	10-7	11
22.	UCF	17-4	23
23.	Virginia	13-7	22
24.	UNLV	18-3	25
25.	Sam Houston State	16-4	NR
26.	Stetson	17-3	28
27.	North Carolina	12-8	26
28.	Wichita State	13-4	NR
29.	Alabama	16-5	27
30.	Coastal Carolina	15-7	NR

**Receiving Votes:** Arizona State (11-9), Butler (15-3), California (12-7), Charleston (15-6), DBU (11-7), Florida Atlantic (15-5), FGCU (14-5), Georgia (14-6), Hawaii (12-6), Illinois (11-5), Jackson State (11-6), Louisiana (8-11), Louisiana Tech (15-6), Mercer (16-5), Mississippi State (10-10), Missouri (15-5), Missouri State (11-6), North Carolina Central (14-7), Northern Colorado (12-6), Ohio State (14-6), Oklahoma (14-8), Oregon (12-7), San Diego State (13-6), Santa Clara (13-5), South Alabama (11-9), South Florida (15-6), Southeastern Louisiana (16-6), Texas (12-9), Texas State (13-4-1), UNC (14-5), UNCW (14-6), USC (11-5), Wake Forest (9-11), Washington (10-8).

## COLLEGIATE BASEBALL POLL (March 19)

No.	Team	W-L	Points
1.	Oregon State	18-1	496
2.	Stanford	14-2	492
3.	Auburn	19-2	489
4.	Florida	18-4	488
5.	Vanderbilt	15-5	487
6.	UCLA	13-4	485
7.	Arkansas	16-4	483
8.	NC State	18-3	482
9.	Ole Miss	19-2	480
10.	Clemson	16-4	477
11.	Louisville	16-4	475
12.	Florida State	16-4	472
13.	Stetson	17-3	468
14.	Indiana	15-4	466
15.	LSU	14-7	464
16.	Kentucky	14-6	463
17.	Texas Tech	17-5	460
18.	Texas A&M	17-4	457
19.	UNLV	18-3	455
20.	UCF	17-4	450
21.	Southern Miss	14-4	446
22.	Illinois	11-5	444
23.	Duke	16-4	442
24.	Sam Houston State	16-4	439
25.	Missouri	15-5	435
26.	Wichita State	13-4	432
27.	Coastal Carolina	15-7	431
28.	Southeastern Louisiana	16-6	428
29.	ECU	16-4	425
30.	Texas State	13-4-1	423

## BEARS IN THE PRO RANKS

Four Missouri State baseball standouts reached contractual agreements with professional organizations after being selected in the 2017 Major League Baseball Draft.

First-round pick **Jake Burger** agreed to terms with the Chicago White Sox after the club selected the three-time All-American third baseman 11th overall in the June 12 draft, while fellow MSU juniors **Trey Turner** and **Doug Still** followed suit by reaching deals with Washington and San Francisco, respectively. Senior first baseman **Justin Paulsen** inked a contract with San Diego after being picked in the 39th round by the Padres.

Former Missouri State baseball standouts **Pierce Johnson** and **Luke Voit** became the 18th and 19th Bears to receive call-ups to the big leagues last year. Johnson was selected by the Cubs in the Comp Round of the 2012 MLB Draft with the 43rd overall pick, while Voit was taken by St. Louis in the 22nd round of the 2013 draft. The duo becomes the second and third Bears to receive big-league call-ups in the last two seasons after **Buddy Baumann** made his Major League debut with San Diego in July 2016. Voit is one of three former Bears currently on MLB 40-man rosters, joining Baumann and **Brad Ziegler** (Marlins), while 11 additional former MSU standouts remain active in the minor league ranks.

In 2016, two MSU seniors — **Spencer Johnson** and **Sam Perez** — were among those taken in the 2016 Major League Baseball First-Year Player Draft. Perez was the first Missouri Valley Conference player to be chosen in the draft, as the Miami Marlins selected the right-hander in the fifth round with the 143rd overall pick on the second day of the 40-round amateur draft. The following day, Johnson heard his name called by the Houston Astros in the 16th round with the 487th overall pick. With the selections of Johnson and Perez, Missouri State extended an impressive string of talent production that has resulted in at least one Bear being picked in 30 of the last 31 MLB Drafts dating back to 1986.

## BEARS ON RADIO

Once again in 2018, Meyer Communications is slated to provide live radio coverage of all 53 Missouri State regular-season games, plus all Bears' games in the Missouri Valley Conference Tournament and any 2018 postseason play.

The broadcasts can be heard primarily on **KBFL 1060 AM** and **96.9 FM** in Springfield with Art Hains, Ben Goss and Corey Riggs describing the action. An online audio stream is available through KBFL's website via [RadioSpringfield.com](http://RadioSpringfield.com).

## BEARS TV BROADCAST SCHEDULE

Date	Opponent	Outlet	Time
March 7	Oklahoma State	ESPN3	3 p.m.
March 13	Oral Roberts	ESPN3	3 p.m.
March 21	Murray State	ESPN3	3 p.m.
April 6	Evansville	ESPN3	6:30 p.m.
April 7	Evansville	ESPN3	2 p.m.
April 8	Evansville	ESPN3	1 p.m.
April 10	Missouri	ESPN3	6:30 p.m.
April 13	Oregon State	ESPN3	11 a.m.
April 14	Oregon State	ESPN3	6:30 p.m.
April 20	Illinois State	ESPN3	6:30 p.m.
April 22	Illinois State	ESPN3	1 p.m.
May 2	Kansas	ESPN3	6:30 p.m.
May 11	Southern Illinois	ESPN3	6:30 p.m.
May 12	Southern Illinois	ESPN3	2 p.m.

## RECENT BEARS IN THE MLB DRAFT

Year	Player	Team	Round/Overall
2017	Jake Burger	CWS	1st/11
	Trey Turner	WAS	10th/313
	Doug Still	SF	11th/336
	Jordan Knutson	DET	24th/725
	Justin Paulsen	SD	39th/1158
2016	Sam Perez	MIA	5th/143
	Spencer Johnson	HOU	16th/487
2015	Jon Harris	TOR	1st/29
	Tate Matheny	BOS	4th/111
	Matt Hall	DET	6th/190
	Joey Hawkins	STL	40th/1211
2014	Cody Schumacher	STL	36th/1095
2013	Nick Petree	STL	9th/275
	Grant Gordon	LAA	10th/307
	Luke Voit	STL	22nd/665
2012	Pierce Johnson	CHC	1st-Comp/43
	Kevin Medrano	ARI	18th/573
2011	Dan Kickham	DET	33rd/1007
2010	Mike Kickham	SF	6th/198
	Aaron Meade	LAA	10th/324
	Pat Doyle	CIN	24th/727
2009	Ben Carlson	CLE	6th/185
	Buddy Baumann	KC	7th/212
	Brayden Drake	SD	12th/354
	Tim Clubb	CHC	29th/890
	Dallas Hord	MIA	32nd/968
2008	Ryan Mantle	SF	19th/567
	Matt Frevert	STL	28th/845
2007	Ross Detwiler	WSH	1st/6
	Scott Carroll	CIN	3rd/104
	Matt Lawson	TEX	14th/440
	Jake Shafer	NYG	41st/1243
2006	Brett Sinkbeil	MIA	1st/19
	Chris Krawczyk	DET	22nd/652
2004	Brooks Colvin	DET	13th/373
	Derek Drage	PIT	21st/622
	Jeff Gray	OAK	32nd/967

## BEARS ON THE WEB

Missouri State University, in conjunction with SIDEARM Sports, launched a new partnership in August 2016, unveiling a reconstructed **MissouriStateBears.com**, the official MSU Athletics web site. The revamped site will provide MSU fans with improved features and overall customer service. It uses the latest technology to provide fans with a seamless, robust experience unique to Missouri State University.

In 2015, ESPN and the Missouri Valley Conference announced a 10-year extension to their current media rights agreement that will provide increased coverage of conference events across ESPN platforms through the 2023-24 academic year. Fans can keep tabs on the Bears through **The Valley on ESPN3**. As part of the deal, ESPN, the MVC and its 10 member institutions will work jointly to develop in-house production capabilities at each campus that will provide significant coverage for multiple sports on ESPN3.

# MISSOURI STATE BASEBALL

Game 19 | MISSOURI STATE BEARS (12-6) vs. MURRAY STATE RACERS (11-10) | March 21 | Springfield, Mo. | Hammons Field (8,000) | KBFL AM/FM | ESPN3

## USA TODAY COACHES POLL (March 12)

No.	Team	W-L	LW
1.	Oregon State	15-1	2
2.	Florida	15-3	1
3.	Stanford	14-2	7
4.	Kentucky	14-3	6
5.	Arkansas	11-4	5
6.	Texas Tech	15-2	3
7.	Florida State	14-2	4
8.	Ole Miss	15-1	9
9.	Texas A&M	16-1	10
10.	Clemson	15-1	12
11.	TCU	9-4	8
12.	Louisville	14-1	13
13.	Vanderbilt	12-4	15
14.	Indiana	11-4	14
15.	Auburn	15-1	18
16.	Southern Miss	11-4	16
17.	UCLA	10-4	11
18.	ECU	12-3	19
19.	Mississippi State	10-6	21
20.	LSU	11-6	22
21.	Duke	12-3	NR
22.	Virginia	10-6	17
23.	UCF	13-3	NR
24.	NC State	13-3	NR
25.	UNLV	15-2	NR

## D1BASEBALL.COM POLL (March 19)

No.	Team	W-L	LW
1.	Oregon State	18-1	1
2.	Florida	18-4	2
3.	Stanford	14-2	3
4.	Arkansas	16-4	5
5.	Ole Miss	19-2	8
6.	Kentucky	14-6	4
7.	Florida State	16-4	7
8.	Vanderbilt	15-5	13
9.	Auburn	19-2	15
10.	Texas Tech	17-5	6
11.	Indiana	15-4	14
12.	Texas A&M	17-4	9
13.	NC State	18-3	24
14.	Clemson	16-4	10
15.	Louisville	16-4	12
16.	Southern Miss	14-4	16
17.	UCLA	13-4	17
18.	ECU	16-4	18
19.	LSU	14-7	20
20.	TCU	10-7	21
21.	Duke	16-4	11
22.	Virginia	13-7	22
23.	UCF	17-4	23
24.	UNLV	18-3	25
25.	Sam Houston State	16-4	NR

## BASEBALL AMERICA POLL (March 19)

No.	Team	W-L
1.	Oregon State	18-1
2.	Florida	18-4
3.	Stanford	14-2
4.	Arkansas	16-4
5.	Florida State	16-4
6.	Auburn	19-2
7.	Ole Miss	19-2
8.	Kentucky	14-6
9.	Vanderbilt	15-5
10.	NC State	18-3
11.	Texas Tech	17-5
12.	Clemson	16-4
13.	Texas A&M	17-4
14.	Duke	16-4
15.	Southern Miss	14-4
16.	UCLA	13-4
17.	Louisville	16-4
18.	LSU	14-7
19.	Indiana	15-4
20.	UCF	17-4
21.	ECU	16-4
22.	Sam Houston State	16-4
23.	TCU	10-7
24.	Illinois	11-5
25.	San Diego State	13-6

## STARTING PITCHERS GAME-BY-GAME

### Ty Buckner

Date	Opponent	IP	H	R	ER	BB	SO	WP	BK	HBP	Score	Record
2/17	at Lamar	*2.1	5	6	4	4	0	0	0	0	(L) 0-8	0-1
2/15	at Central Arkansas	*4.2	2	1	0	4	3	0	0	1	(ND) 5-2	0-1
3/4	vs. Pepperdine	*5.0	7	2	0	1	2	0	0	0	(ND) 8-7	0-1
3/10	vs. Arkansas State	*6.0	5	3	3	2	6	0	0	0	(L) 1-4	0-2
3/17	vs. Seton Hall	*6.0	5	1	1	2	4	0	0	1	(W) 14-2	1-2

### Dylan Coleman

Date	Opponent	IP	H	R	ER	BB	SO	WP	BK	HBP	Score	Record
2/16	at Lamar	*6.0	3	1	1	3	7	0	0	0	(W) 11-2	1-0
2/25	at Central Arkansas	*8.0	2	0	0	3	13	0	0	0	(ND) 0-1	1-0
3/3	at ECU	*7.0	6	3	3	4	8	2	0	0	(W) 7-4	2-0
3/9	vs. Arkansas State	*7.0	2	1	1	5	6	0	0	0	(W) 12-4	3-0
3/17	at Oklahoma State	*6.2	6	4	4	3	5	1	0	0	(L) 2-4	3-1

### Austin Knight

Date	Opponent	IP	H	R	ER	BB	SO	WP	BK	HBP	Score	Record
2/16	vs. Texas Southern	*3.2	7	1	1	2	4	0	0	3	(ND) 8-2	0-0
3/2	vs. Saint Joseph's	*5.0	3	1	1	3	6	0	0	0	(ND) 3-6	0-0
3/11	vs. Arkansas State	*5.1	7	4	4	2	2	2	0	2	(ND) 5-4	0-0
3/20	vs. Southeast Missouri	*4.2	4	4	4	2	6	0	0	1	(ND) 10-5	0-0

### Tyler McAlister

Date	Opponent	IP	H	R	ER	BB	SO	WP	BK	HBP	Score	Record
2/18	vs. Texas Southern	*5.0	6	3	3	2	2	0	0	2	(ND) 6-5	0-0
3/7	vs. Oklahoma State	*4.1	4	5	1	2	9	0	0	0	(ND) 8-10	0-0
3/13	vs. Oral Roberts	*3.2	4	2	2	4	2	0	0	1	(ND) 6-5	0-0

### Logan Wiley

Date	Opponent	IP	H	R	ER	BB	SO	WP	BK	HBP	Score	Record
3/14	vs. Iowa	*5.2	5	3	3	4	7	4	0	0	(W) 8-3	2-2

\* game started

## STARTER SUPPORT

Player	Starts	Runs	Runs/Start	Club Record	Quality Starts
Wiley	1	8	8.0	1-0	0
Knight	4	26	6.5	3-1	0
Coleman	5	32	6.4	3-2	4
McAlister	3	20	6.3	2-1	0
Buckner	5	28	5.6	3-2	2

\*Quality start = at least 6 IP, allowing 3 ER or less

## STARTER/BULLPEN BREAKDOWN

Pitching	W-L	ERA	IP	H	ER	BB	SO	HR	B/Avg.
Starters	5-3	3.38	96.0	83	36	52	92	4	.236
Bullpen	7-3	3.69	63.1	61	26	32	64	4	.251
Total	12-6	3.50	159.1	144	62	84	156	8	.242

# MISSOURI STATE BASEBALL

Game 19 | MISSOURI STATE BEARS (12-6) vs. MURRAY STATE RACERS (11-10) | March 21 | Springfield, Mo. | Hammons Field (8,000) | KBFL AM/FM | ESPN3

## MULTI-HIT GAMES

Name	2	3	4	5+	Total
Jeremy Eierman	5	2	0	0	7
Drew Millas	4	1	1	0	6
Hunter Steinmetz	5	1	0	0	6
Jack Duffy	2	1	0	0	3
John Privitera	2	0	0	0	2
Matt Brown	2	0	0	0	2
Ben Whetstone	1	0	1	0	2
Logan Geha	1	0	0	0	1
Brooks Zimmerman	0	1	0	0	1
Team	22	6	2	0	29

## CAREER MULTI-HIT GAMES

Name	2	3	4	5+	Total
Hunter Steinmetz	41	12	0	0	53
Jeremy Eierman	30	9	4	1	44
Drew Millas	11	3	1	0	15
Jack Duffy	7	4	0	0	11
John Privitera	6	0	0	0	6
Landan Ruff	3	0	0	0	3
Logan Geha	3	0	0	0	3
Matt Brown	2	0	0	0	2
Ben Whetstone	1	0	1	0	2
Brooks Zimmerman	0	1	0	0	1
Team	104	29	6	1	140

## MULTI-RBI GAMES

Name	2	3	4	5+	Total
Drew Millas	5	1	1	0	7
Jeremy Eierman	3	0	0	0	3
Hunter Steinmetz	2	0	1	0	3
Ben Whetstone	2	1	0	0	3
Matt Brown	1	1	0	0	2
Logan Geha	2	0	0	0	2
Jack Duffy	1	1	0	0	2
Sam Faith	1	0	0	0	1
John Privitera	0	1	0	0	1
Ryan Skalnik	1	0	0	0	1
Team	18	5	2	0	25

## CAREER MULTI-RBI GAMES

Name	2	3	4	5+	Total
Jeremy Eierman	21	9	5	2	37
Hunter Steinmetz	15	6	1	0	22
Drew Millas	9	2	1	0	12
Jack Duffy	3	2	0	0	5
Logan Geha	4	0	0	0	4
Landan Ruff	2	1	0	0	3
Ben Whetstone	2	1	0	0	3
Matt Brown	1	1	0	0	2
John Privitera	0	1	1	0	2
Ryan Skalnik	1	1	0	0	2
Sam Faith	1	0	0	0	1
Team	59	24	8	2	93

## GAME-WINNING RBI

Name	'15	'16	'17	'18	Total
Jeremy Eierman	--	3	7	2	13
Hunter Steinmetz	--	3	2	1	6
Jack Duffy	--	--	1	2	3
Logan Geha	--	--	1	1	2
Drew Millas	--	--	2	0	2
Landan Ruff	0	0	2	0	2
Matt Brown	--	--	0	1	1
John Privitera	--	--	0	1	1
Ryan Skalnik	--	--	1	0	1
Ben Whetstone	--	--	0	1	1
Brooks Zimmerman	--	--	--	1	1
Jordan Fitzpatrick	--	--	--	1	1
Team	0	6	16	11	33

## HOME RUN TRACKER

No.	Player (No.)	Opp. (Date)	On Base	Inn.	Outs.	Pitcher (T)
1.	Jack Duffy (1)	Texas Southern (2/16)	0	5	1	Furlong (L)
2.	Brooks Zimmerman (1)	Lamar (2/16)	0	2	0	Campbell (R)
3.	Ben Whetstone (1)	Texas Southern (2/18)	0	2	0	Boykins (R)
4.	Jeremy Eierman (1)	ECU (3/3)	0	9	0	Lanier (R)
5.	Hunter Steinmetz (1)	Oklahoma State (3/7)	2	1	1	Leeper (R)
6.	Ben Whetstone (2)	Arkansas State (3/9)	0	2	1	Welsh (R)
7.	Matt Brown (1)	Arkansas State (3/9)	1	2	1	Welsh (R)
8.	Ben Whetstone (3)	Arkansas State (3/9)	1	3	2	Welsh (R)
9.	Matt Brown (2)	Arkansas State (3/9)	0	4	0	Welsh (R)
10.	Landan Ruff (1)	Arkansas State (3/10)	0	3	1	Lee (L)
11.	Ben Whetstone (4)	Arkansas State (3/11)	0	8	1	Ritter (R)
12.	Drew Millas (1)	Oral Roberts (3/13)	2	7	2	Townsend (R)
13.	Jeremy Eierman (2)	Iowa (3/14)	1	1	0	Dreyer (L)
14.	Landan Ruff (2)	Iowa (3/14)	0	4	0	Wallace (L)
15.	Jeremy Eierman (3)	Seton Hall (3/17)	0	1	1	Politi (R)
16.	Sam Faith (1)	Seton Hall (3/17)	1	8	0	Lutz (R)

## HOME RUN BREAKDOWN

Home	8	1 Out	7	3rd inning	2
Road	2	2 Outs	2	4th inning	2
Neutral	6	Solo	10	5th inning	1
vs. RHP	12	Two-run	4	6th inning	0
vs. LHP	4	Three-run	2	7th inning	1
vs. MVC	0	Grand slam	0	8th inning	2
vs. Non-MVC	16	1st inning	3	9th inning	1
0 Outs	7	2nd inning	4	Extra innings	0

## HOME RUN BREAKDOWN

Player	Left Line	Left	Left Center	Center	Right Center	Right	Right Line
Matt Brown	0	0	2	0	0	0	0
Jeremy Eierman	0	1	0	1	1	0	0
Jack Duffy	0	1	0	0	0	0	0
Landan Ruff	1	0	1	0	0	0	0
Hunter Steinmetz	0	0	0	0	0	1	0
Ben Whetstone	0	0	0	0	1	3	0
Brooks Zimmerman	1	0	0	0	0	0	0
Drew Millas	0	0	0	0	0	1	0
Sam Faith	0	0	0	0	0	1	0
Total	2	2	3	1	2	6	0


## BEARS MISCELLANEOUS

Home	4-2	When scoring 10+ runs	4-0
Away	3-3	When opponent scores 0-2 runs	4-1
Neutral	5-1	When opponent scores 3-5 runs	7-2
Day games	10-5	When opponent scores 6-9 runs	1-2
Night games	2-1	When opponent scores 10+ runs	0-1
On turf	1-0	Shutouts	0-2
On turf infield/grass outfield	4-2	Missouri State scores first	7-3
On grass	7-4	Opponent scores first	5-3
Wearing black jersey/maroon hat	0-1	Missouri State scores in first inning	3-2
Wearing maroon jersey/maroon hat	2-1	Opponent scores in first inning	4-1
Wearing maroon jersey/camo hat	1-0	Leading after six	9-1
Wearing maroon jersey/white hat	2-0	Trailing after six	2-3
Wearing MoState jersey/maroon hat	5-2	Tied after six	1-2
Wearing MoState jersey/white panel hat	1-1	Leading after seven	11-0
Wearing white jersey/maroon hat	1-1	Trailing after seven	1-5
In Texas	2-1	Tied after seven	0-1
In Arkansas	1-1	Leading after eight	10-0
In Oklahoma	1-1	Trailing after eight	1-5
In North Carolina	2-1	Tied after eight	1-1
In Missouri	5-2	Out-hit opponents	6-2
In Kansas	0-0	Out-hit by opponents	4-4
In Indiana	0-0	Matching hits	2-0
In Illinois	0-0	On Monday	0-0
In Texas	0-0	On Tuesday	2-0
Doubleheaders	2-2	On Wednesday	1-1
Extra innings	0-1	On Thursday	0-0
vs. Ranked teams	3-1	On Friday	3-1
vs. Unranked teams	9-5	On Saturday	2-3
vs. Starting LHP	5-3	On Sunday	4-1
vs. Starting RHP	7-3	In February	4-2
One-run games	4-1	In March	8-4
Five+ run games	6-1	In April	0-0
When scoring 0-2 runs	0-4	In May	0-0
When scoring 3-5 runs	2-1	Last 5 games	4-1
When scoring 6-9 runs	6-1	Last 10 games	7-3

# MISSOURI STATE BASEBALL

Game 19 | MISSOURI STATE BEARS (12-6) vs. MURRAY STATE RACERS (11-10) | March 21 | Springfield, Mo. | Hammons Field (8,000) | KBFL AM/FM | ESPN3

## RETIRED NUMBERS



### Bill Rowe

On Saturday, May 8, 2004, former head baseball coach and director of athletics **Bill Rowe** became the first person in the 48-year history of the MSU baseball program to have his number retired.

Rowe guided the baseball Bears as head coach for 19 years from the start of the program in 1964 through its final season in NCAA Division II in 1982. He led the Bears to a 394-230-1 record and four Division II College World Series appearances. Under Rowe, the Bears finished as national runners-up in 1969 and finished third nationally in 1970 (just the sixth and seventh years of the program). As athletic director, Rowe guided the Bears from

Division II to Division I and saw the Bears change leagues from the MIAA and Mid-Continent Conferences to a current membership in the Missouri Valley Conference.

The retirement ceremony for Rowe's jersey was held prior to the Bears' doubleheader against Illinois State.

The indoor practice facility at Hammons Field also bears Rowe's name as of January 30, 2010.



### Ryan Howard

On Dec. 18, 2010, Missouri State retired the No. 6 jersey of former Bear and 2006 National League Most Valuable Player **Ryan Howard** at JQH Arena.

A St. Louis native who played at Missouri State from 1999-2001, Howard finished his collegiate career with 50 home runs, 183 RBIs and a .335 career average in 172 games. He was the 1999 Missouri Valley Conference Freshman of the Year and MSU's A.E. "Ted" Willis Most Valuable Player in 2000.

Since being drafted by Philadelphia in the fifth round of the 2001 draft, Howard has enjoyed a standout professional career. His long list of accomplishments as a member of

the Phillies includes 2005 National League Rookie of the Year, 2006 NL MVP, 2006 Home Run Derby champion, 2008 World Series champion, 2009 NLCS MVP and three All-Star selections.

Howard debuted with the Phillies in 2004, accumulating a career batting average of .258 with 382 homers and 1,194 RBIs in 1,572 MLB games over 13 seasons.



## BEARS IN THE BIGS

- Scott Bailes
- Mark Bailey
- Buddy Baumann\* (San Diego Padres)
- Scott Carroll
- Matt Cepicky
- Ross Detwiler
- Bart Evans
- Jeff Gray
- Jason Hart
- Ryan Howard
- Pierce Johnson
- Mike Kickham
- Shaun Marcum
- Bill Mueller
- Matt Palmer
- John Rheinecker
- Brett Sinkbeil
- Luke Voit\* (St. Louis Cardinals)
- Brad Ziegler\* (Miami Marlins)

## SERIES BREAKDOWN

Series	W-L	Hitting Avg.	R	2B	HR	SB	FLD%	Pitching ERA	SO/BB	BAA
Texas Southern	2-0	.300	14	0	2	4	.987	3.50	15/5	.300
Lamar	1-1	.275	11	3	1	1	.973	4.24	12/8	.258
Central Arkansas	1-1	.141	5	3	0	2	.952	0.98	21/11	.161
Saint Joseph's	0-1	.036	3	1	0	2	.935	3.38	11/7	.281
ECU	1-0	.361	7	2	1	2	1.000	4.00	11/5	.226
Pepperdine	1-0	.290	8	3	0	1	.976	5.00	4/6	.378
Oklahoma State	0-2	.260	10	4	1	4	.955	5.29	21/10	.212
Arkansas State	2-1	.226	18	6	6	0	.990	3.00	27/13	.194
Oral Roberts	1-0	.265	6	0	1	3	.975	5.00	11/9	.303
Iowa	1-0	.278	8	2	2	0	1.000	3.00	9/4	.242
Seton Hall	1-0	.290	14	1	2	0	.973	1.00	6/3	.200
Southeast Missouri	1-0	.276	10	4	0	3	.974	5.00	8/3	.258
Murray State										
CSUN										
Kansas										
Indiana State										
Missouri										
Evansville										
Oregon State										
Arkansas										
Illinois State										
Bradley										
Valparaiso										
Southern Illinois										
DBU										

## SINGLE-GAME HIGHS

Batting	Individual	Team
At Bats	6, Hunter Steinmetz vs. Oklahoma State (3/7)	40 vs. Oklahoma State (3/7)
Runs	4, Jeremy Eierman vs. Seton Hall (3/17)	14 vs. Seton Hall (3/17)
Hits	4, Ben Whetstone vs. Texas Southern (2/18)	14 at Lamar (2/16)
	4, Drew Millas at ECU (3/3)	
Doubles	2, Jeremy Eierman vs. Oklahoma State (3/7)	4 vs. Southeast Missouri State (3/20)
Triples	1, (4 times)	1 (4 times)
Home Runs	2, Matt Brown vs. Arkansas State (3/9)	4 vs. Arkansas State (3/9)
	2, Ben Whetstone vs. Arkansas State (3/9)	
Runs Batted In	4, Hunter Steinmetz vs. Oklahoma State (3/7)	14 vs. Seton Hall (3/17)
	4, Drew Millas vs. Oral Roberts (3/13)	
Total Bases	8, Ben Whetstone vs. Arkansas State (3/9)	28 vs. Arkansas State (3/9)
	8, Matt Brown vs. Arkansas State (3/9)	
Stolen Bases	2, Jeremy Eierman (3 times)	4 vs. Oklahoma State (3/7)
Walks	3, (4 times)	14 vs. Seton Hall (3/17)
		14 vs. Southeast Missouri State (3/20)
Strikeouts	3, (7 times)	14 vs. Oral Roberts (3/13)

Fielding	Individual	Team
Putouts	14, Logan Geha vs. Oklahoma State (3/7)	28 at Central Arkansas (2/25)
Assists	5, Jeremy Eierman (2 times)	14 at Central Arkansas (2/25)
		14 vs. Pepperdine (3/4)
Errors	2, Jordan Fitzpatrick vs. Oklahoma State (3/7)	3 vs. Oklahoma State (3/7)
Double Plays	2, Ben Whetstone (3 times)	2 (4 times)
	2, Jeremy Eierman (3 times)	
	2, John Privitera (2 times)	

Pitching	Individual	Team
Innings Pitched	8.0, Dylan Coleman at Central Arkansas (2/25)	9.1 at Central Arkansas (2/25)
Runs Allowed	6, Ty Buckner at Lamar (2/17)	10 vs. Oklahoma State (3/7)
Earned Runs Allowed	5, Connor Sechler vs. Oklahoma State (3/7)	6 at Lamar (2/17)
		6 vs. Oklahoma State (3/7)
		6 vs. Oklahoma State (3/7)
Hits Allowed	7, (3 times)	11 vs. Texas Southern (2/16)
Walks	5, Dylan Coleman vs. Arkansas State (3/9)	9 vs. Oral Roberts (3/13)
Strikeouts	13, Dylan Coleman at Central Arkansas (2/25)	14 at Central Arkansas (2/25)
		14 vs. Oklahoma State (3/7)

# MISSOURI STATE BASEBALL

Game 19 | MISSOURI STATE BEARS (12-6) vs. MURRAY STATE RACERS (11-10) | March 21 | Springfield, Mo. | Hammons Field (8,000) | KBFL AM/FM | ESPN3

## SEASON RESULTS

Date	MSU Totals	Opponent	Opp. Totals	W/L	Record	Winner	Loser	Save	Highlights
2/16	8-8-1	vs. Texas Southern <sup>^</sup>	2-11-2	W	1-0	SECHLER (1-0)	Furlong (0-1)	--	Duffy 2-4, HR, 2 R; Sechler 4.1 IP, 3 H, 1 ER, 4 K's
2/16	11-14-1	at Lamar <sup>^</sup>	2-7-1	W	2-0	COLEMAN (1-0)	Campbell (0-1)	--	Coleman 6.0 IP, 3 H, 1 ER, 7 K's; Zimmerman 3-4, HR, Brown 2-3
2/17	0-5-1	at Lamar <sup>^</sup>	8-10-0	L	2-1	Sills (1-0)	BUCKNER (0-1)	Driskill (1)	Witherspoon 4.1 IP, 3 H, 0 ER, 2 K's; Privitera 2-3
2/18	6-10-0	vs. Texas Southern <sup>^</sup>	5-10-1	W	3-1	WILEY (1-0)	Suarez (0-1)	RUSSELL (1)	Whetstone 4-5, HR; Privitera 2-4, 3B, 3 RBIs; Wiley 3.2 IP, 3 K's
2/25	2-0-2	at Central Arkansas	1-4-0	L (10)	3-2	Moyer (1-1)	WILEY (1-1)	--	Coleman 8.0 IP, 2 H, 0 R, 13 K's; UCA walkoff win in 10th
2/25	5-7-2	at Central Arkansas	2-6-0	W	4-2	SCHWAB (1-0)	Davenport (0-1)	WILEY (1)	Steinmetz 2-4, 3B, RBI; Millas 2 RBIs
3/2	3-1-2	vs. St. Joseph's <sup>@</sup>	6-9-2	L	4-3	Brennan (1-1)	WILEY (1-2)	Powles (1)	SJU scores five in 6th, holds MSU to one hit
3/3	7-13-0	at ECU <sup>@</sup>	4-7-1	W	5-3	COLEMAN (2-0)	Agnos (0-1)	RUSSELL (2)	Coleman 7.0 IP, 6 H, 3 ER, 8 K's; Millas 4-4, 2 RBIs
3/4	8-9-1	vs. Pepperdine <sup>@</sup>	7-14-2	W	6-3	LOCHNER (1-0)	Pendergast (0-2)	--	Eierman 2-3, RBI, 2 BB; Duffy 2-run 2B in 8th, 2 OF assists
3/7	8-11-3	Oklahoma State	10-8-2	L	6-4	Aleaziz (1-0)	SECHLER (1-1)	Basso (1)	Steinmetz 3-6, HR, 4 RBI; Eierman 3-5, 2 2B, 2 R, 2 SB
3/9	12-12-1	Arkansas State	4-3-1	W	7-4	COLEMAN (3-0)	Welsh (1-1)	--	Whetstone 2-2, 2 HR, 3 R, 3 RBIs; Brown 2-3, 2 HR, 3 R, 3 RBIs
3/10	1-4-0	Arkansas State	4-7-0	L	7-5	Lee (2-1)	BUCKNER (0-2)	Kutzke (3)	Buckner 6.0 IP, 5 H, 3 ER, 6 K's
3/11	5-5-0	Arkansas State	4-9-2	W	8-5	FROMSON (1-0)	Lannon (0-1)	--	Brown GWRBI on SF in 9th; Whetstone 3rd HR of series
3/13	6-9-1	Oral Roberts	5-10-1	W	9-5	SECHLER (2-1)	Stout (1-1)	--	Millas 3-run HR, 4 RBIs; Eierman 2-4, 2 R, 2 SB
3/14	8-10-0	vs. Iowa <sup>\$</sup>	3-8-1	W	10-5	WILEY (2-2)	Dreyer (0-1)	--	Duffy 2-4, RBI; Eierman 2-run HR in 1st; Wiley 5.2 IP, 7 K's
3/17	14-9-1	vs. Seton Hall	2-7-0	W	11-5	BUCKNER (1-2)	Politi (0-4)	--	Millas 3-3, 3 R, 2 BB; Eierman 2-3, HR, 4 R; Buckner 6.0 IP, 4 K's
3/17	2-8-0	at Oklahoma State	4-6-1	L	11-6	Teel (3-0)	COLEMAN (3-1)	Lienhard (1)	Coleman 6.2 IP, 5 K's; Duffy 3-4; OSU scores 4 in 7th
3/20	10-8-1	Southeast Missouri	5-8-2	W	12-6	WITHERSPOON (1-0)	Wade (0-2)	--	Steinmetz 2-3, 2 BB, 2 R, 2 RBIs; Eierman 2-4, 11-G hit streak
3/21		Murray State							
3/23		CSUN							
3/24		CSUN							
3/25		CSUN							
3/27		at Kansas							
3/30		at Indiana State <sup>*</sup>							
3/31		at Indiana State <sup>*</sup>							
4/1		at Indiana State <sup>*</sup>							
4/3		vs. Missouri <sup>&amp;</sup>							
4/6		Evansville <sup>*</sup>							
4/7		Evansville <sup>*</sup>							
4/8		Evansville <sup>*</sup>							
4/10		Missouri							
4/13		Oregon State <sup>(DH)</sup>							
4/14		Oregon State							
4/17		at Arkansas							
4/20		Illinois State <sup>*</sup>							
4/21		Illinois State <sup>*</sup>							
4/22		Illinois State <sup>*</sup>							
4/24		at Missouri							
4/27		at Bradley <sup>*</sup>							
4/28		at Bradley <sup>*</sup>							
4/29		at Bradley <sup>*</sup>							
5/2		Kansas							
5/4		at Valparaiso <sup>*</sup>							
5/5		at Valparaiso <sup>*</sup>							
5/6		at Valparaiso <sup>*</sup>							
5/11		Southern Illinois <sup>*</sup>							
5/12		Southern Illinois <sup>*</sup>							
5/13		Southern Illinois <sup>*</sup>							
5/17		at DBU <sup>*</sup>							
5/18		at DBU <sup>*</sup>							
5/19		at DBU <sup>*</sup>							

\* Missouri Valley Conference game; ^ at Cardinal Classic (Beaumont, Texas); @ at Keith LeClair Classic (Greenville, N.C.); \$ at KC Urban Youth Academy (Kansas City, Mo.); & at Busch Stadium (St. Louis, Mo.)

**Record Breakdown:** 12-6 overall, 12-6 non-conference; 0-0 MVC; 3-3 away; 4-2 home; 5-1 neutral; 4-2 February; 8-4 March; 10-5 day games; 2-1 night games; longest winning streak - 4; longest losing streak - 1.

# MISSOURI STATE BASEBALL

Game 19 | MISSOURI STATE BEARS (12-6) vs. MURRAY STATE RACERS (11-10) | March 21 | Springfield, Mo. | Hammons Field (8,000) | KBFL AM/FM | ESPN3

## OVERALL BATTING-FIELDING STATISTICS

Record: 12-6 Home: 4-2 Away: 3-3 Neutral: 5-1 MVC: 0-0

Player	avg	gp-gs	ab	r	h	2b	3b	hr	rbi	tb	slg%	bb	hp	so	gdp	ob%	sf	sh	sb-att	po	a	e	fld%
Millas,Drew	.371	18-18	62	7	23	3	0	1	22	29	.468	13	1	12	5	.474	2	0	0-0	16	0	0	1.000
Eierman,Jeremy	.329	18-18	70	20	23	7	1	3	10	41	.586	12	3	17	2	.447	0	0	9-10	32	37	2	.972
Duffy,Jack	.266	18-17	64	12	17	5	1	1	10	27	.422	5	3	15	1	.347	0	1	0-0	35	4	1	.975
Steinmetz,Hunter	.257	18-18	70	13	18	4	0	1	13	25	.357	8	3	21	0	.354	1	1	5-5	30	1	0	1.000
Whetstone,Ben	.250	18-18	64	8	16	3	0	4	11	31	.484	12	2	17	0	.375	2	0	2-2	137	16	1	.994
Privitera,John	.212	18-18	66	14	14	3	1	0	7	19	.288	14	2	17	0	.366	0	1	4-5	28	40	3	.958
Brown,Matt	.211	18-15	38	10	8	3	0	2	8	17	.447	11	4	13	2	.426	1	1	0-0	9	20	1	.967
Geha,Logan	.157	17-16	51	12	8	0	0	0	5	8	.157	7	4	22	1	.306	0	3	1-2	138	21	1	.994
-----																							
Fitzpatrick,Jordan	.286	12-3	14	2	4	0	0	0	3	4	.286	3	0	4	0	.412	0	0	0-0	0	0	2	.000
Skalnik,Ryan	.250	7-0	8	2	2	0	0	0	2	2	.250	2	2	3	0	.500	0	0	1-1	3	1	0	1.000
Zimmerman,Brooks	.188	14-8	32	3	6	0	0	1	2	9	.281	3	0	11	1	.250	1	0	0-0	16	0	2	.889
Faith,Sam	.154	11-3	13	4	2	1	0	1	3	6	.462	1	1	4	0	.267	0	2	0-0	1	7	1	.889
Ruff,Landan	.138	17-10	29	7	4	0	1	2	5	12	.414	6	1	15	0	.297	1	2	0-1	22	1	0	1.000
Briggs,Michael	.000	2-0	2	0	0	0	0	0	0	0	.000	0	0	2	0	.000	0	0	0-0	0	0	0	.000
McGuire,Max	.000	1-0	1	0	0	0	0	0	0	0	.000	0	0	1	0	.000	0	0	0-0	0	0	0	.000
Totals	.248	18	584	114	145	29	4	16	101	230	.394	97	26	174	12	.375	8	11	22-26	478	174	17	.975
Opponents	.242	18	594	78	144	27	1	8	68	197	.332	84	25	156	12	.359	1	10	18-25	470	123	19	.969

## OVERALL PITCHING STATISTICS

(All games Sorted by Earned run avg)

Player	era	w-l	app	gs	cg	sho	sv	ip	h	r	er	bb	so	2b	3b	hr	b/avg	wp	hp	bk	sfa	sha
Coleman,Dylan	2.34	3-1	5	5	0	0/0	0	34.2	19	9	9	18	39	5	0	0	.164	3	0	0	0	2
Buckner,Ty	3.00	1-2	5	5	0	0/0	0	24.0	24	13	8	13	15	2	0	1	.258	0	2	0	0	0
Wiley,Logan	4.22	2-2	10	1	0	0/0	1	21.1	24	13	10	7	25	2	0	2	.279	9	3	0	1	2
Knight,Austin	4.82	0-0	4	4	0	0/0	0	18.2	21	10	10	9	18	3	0	1	.292	2	6	0	0	2
-----																						
Fromson,Jake	0.00	1-0	3	0	0	0/0	0	4.0	2	0	0	0	1	1	0	0	.167	0	2	0	0	0
Gibbs,Zach	0.00	0-0	2	0	0	0/0	0	2.0	2	3	0	3	1	1	0	0	.222	0	0	0	0	0
Witherspoon,Nate	1.50	1-0	8	0	0	0/0	0	12.0	11	2	2	5	10	3	0	1	.250	0	2	0	0	1
Schwab,Davis	2.25	1-0	4	0	0	0/0	0	4.0	5	2	1	2	4	2	0	0	.294	2	1	0	0	0
Sechler,Connor	3.86	2-1	8	0	0	0/0	0	16.1	12	7	7	6	19	2	1	1	.203	0	6	1	0	0
McAlister,Tyler	4.15	0-0	3	3	0	0/0	0	13.0	14	10	6	8	13	3	0	1	.286	0	3	0	0	2
Lochner,Jake	6.75	1-0	3	0	0	0/0	0	2.2	2	2	2	3	3	1	0	1	.222	0	0	0	0	0
Dame,Hunter	9.00	0-0	1	0	0	0/0	0	1.0	2	1	1	0	0	1	0	0	.400	0	0	0	0	0
Russell,Matt	9.53	0-0	7	0	0	0/0	2	5.2	6	6	6	10	8	1	0	0	.261	1	0	0	0	1
Totals	3.50	12-6	18	18	0	0/0	3	159.1	144	78	62	84	156	27	1	8	.242	17	25	1	1	10
Opponents	5.80	6-12	18	18	0	2/2	5	156.2	145	114	101	97	174	29	4	16	.248	23	26	5	8	11

# MISSOURI STATE BASEBALL

Game 19 | MISSOURI STATE BEARS (12-6) vs. MURRAY STATE RACERS (11-10) | March 21 | Springfield, Mo. | Hammons Field (8,000) | KBFL AM/FM | ESPN3

## HOME BATTING-FIELDING STATISTICS

Record: 4-2 Home: 4-2 Away: 0-0 MVC: 0-0

Player	avg	gp-gs	ab	r	h	2b	3b	hr	rbi	tb	slg%	bb	hp	so	gdp	ob%	sf	sh	sb-att	po	a	e	fld%
Eierman,Jeremy	.480	6-6	25	9	12	4	1	0	3	18	.720	3	1	4	0	.552	0	0	5-5	13	7	0	1.000
Steinmetz,Hunter	.346	6-6	26	3	9	2	0	1	8	14	.538	2	0	8	0	.393	0	0	1-1	9	0	0	1.000
Millas,Drew	.273	6-6	22	2	6	1	0	1	11	10	.455	5	1	7	0	.414	1	0	0-0	10	0	0	1.000
Brown,Matt	.267	6-5	15	5	4	1	0	2	4	11	.733	4	1	4	1	.429	1	0	0-0	3	8	0	1.000
Whetstone,Ben	.263	6-6	19	5	5	2	0	3	5	16	.842	6	0	6	0	.423	1	0	1-1	42	4	1	.979
Duffy,Jack	.158	6-5	19	4	3	2	0	0	1	5	.263	3	2	8	0	.333	0	0	0-0	14	0	0	1.000
Ruff,Landan	.154	6-6	13	2	2	0	1	1	3	7	.538	4	1	9	0	.368	1	0	0-0	9	0	0	1.000
Geha,Logan	.105	6-5	19	5	2	0	0	0	0	2	.105	3	0	6	0	.227	0	0	1-1	47	6	1	.981
Privitera,John	.100	6-6	20	4	2	1	0	0	1	3	.150	5	0	7	0	.280	0	0	2-2	8	11	0	1.000
-----																							
Skalnik,Ryan	.333	3-0	3	1	1	0	0	0	0	1	.333	2	0	1	0	.600	0	0	0-0	2	1	0	1.000
Zimmerman,Brooks	.286	5-1	7	1	2	0	0	0	1	2	.286	0	0	2	1	.250	1	0	0-0	2	0	0	1.000
Fitzpatrick,Jordan	.250	4-1	4	1	1	0	0	0	2	1	.250	3	0	0	0	.571	0	0	0-0	0	0	2	.000
Faith,Sam	.000	3-1	3	0	0	0	0	0	0	0	.000	0	0	2	0	.000	0	1	0-0	0	1	0	1.000
Briggs,Michael	.000	1-0	1	0	0	0	0	0	0	0	.000	0	0	1	0	.000	0	0	0-0	0	0	0	.000
Totals	.250	6	196	42	49	13	2	8	39	90	.459	40	6	65	2	.385	5	1	10-10	162	49	6	.972
Opponents	.226	6	199	32	45	11	1	5	27	73	.367	32	10	60	3	.360	1	5	4-6	152	30	8	.958

## HOME PITCHING STATISTICS

(Home games Sorted by Earned run avg)

Player	era	w-l	app	gs	cg	sho	sv	ip	h	r	er	bb	so	2b	3b	hr	b/avg	wp	hp	bk	sfa	sha
Coleman,Dylan	1.29	1-0	1	1	0	0/0	0	7.0	2	1	1	5	6	1	0	0	.091	0	0	0	0	0
Witherspoon,Nate	1.50	1-0	4	0	0	0/0	0	6.0	7	1	1	3	5	2	0	0	.318	0	0	0	0	1
Wiley,Logan	2.70	0-0	3	0	0	0/0	0	6.2	5	2	2	1	10	0	0	1	.208	3	1	0	1	0
McAlister,Tyler	3.38	0-0	2	2	0	0/0	0	8.0	8	7	3	6	11	2	0	1	.250	0	1	0	0	1
Buckner,Ty	4.50	0-1	1	1	0	0/0	0	6.0	5	3	3	2	6	1	0	1	.217	0	0	0	0	0
Knight,Austin	7.20	0-0	2	2	0	0/0	0	10.0	11	8	8	4	8	3	0	1	.289	2	3	0	0	2
-----																						
Fromson,Jake	0.00	1-0	2	0	0	0/0	0	1.2	0	0	0	0	0	0	0	0	.000	0	2	0	0	0
Gibbs,Zach	0.00	0-0	1	0	0	0/0	0	1.0	1	3	0	2	1	1	0	0	.200	0	0	0	0	0
Lochner,Jake	0.00	0-0	1	0	0	0/0	0	1.0	0	0	0	2	1	0	0	0	.000	0	0	0	0	0
Schwab,Davis	0.00	0-0	1	0	0	0/0	0	0.0	0	0	0	1	0	0	0	0		0	0	0	0	0
Sechler,Connor	7.94	1-1	3	0	0	0/0	0	5.2	5	5	5	3	9	0	1	1	.227	0	3	0	0	0
Russell,Matt	18.00	0-0	1	0	0	0/0	0	1.0	1	2	2	3	3	1	0	0	.250	0	0	0	0	1
Totals	4.17	4-2	6	6	0	0/0	0	54.0	45	32	25	32	60	11	1	5	.226	5	10	0	1	5
Opponents	6.75	2-4	6	6	0	0/0	2	50.2	49	42	38	40	65	13	2	8	.250	12	6	1	5	1

# MISSOURI STATE BASEBALL

Game 19 | MISSOURI STATE BEARS (12-6) vs. MURRAY STATE RACERS (11-10) | March 21 | Springfield, Mo. | Hammons Field (8,000) | KBFL AM/FM | ESPN3

## ROAD BATTING-FIELDING STATISTICS

Record: 3-3 Home: 0-0 Away: 3-3 MVC: 0-0

Player	avg	gp-gs	ab	r	h	2b	3b	hr	rbi	tb	slg%	bb	hp	so	gdp	ob%	sf	sh	sb-att	po	a	e	fld%
Millas,Drew	.318	6-6	22	0	7	0	0	0	6	7	.318	2	0	2	3	.375	0	0	0-0	0	0	0	.000
Duffy,Jack	.304	6-6	23	3	7	1	1	0	2	10	.435	0	0	4	0	.304	0	0	0-0	8	2	1	.909
Zimmerman,Brooks	.286	4-4	14	1	4	0	0	1	1	7	.500	1	0	4	0	.333	0	0	0-0	6	0	0	1.000
Privitera,John	.273	6-6	22	6	6	2	0	0	2	8	.364	5	1	6	0	.429	0	0	2-2	9	16	3	.893
Steinmetz,Hunter	.250	6-6	24	4	6	1	0	0	2	7	.292	1	0	6	0	.280	0	1	2-2	7	0	0	1.000
Brown,Matt	.231	6-5	13	3	3	1	0	0	1	4	.308	2	1	3	0	.375	0	0	0-0	1	8	0	1.000
Whetstone,Ben	.217	6-6	23	0	5	0	0	0	1	5	.217	1	0	7	0	.250	0	0	0-0	52	6	0	1.000
Geha,Logan	.211	6-6	19	2	4	0	0	0	2	4	.211	1	1	10	1	.286	0	1	0-1	50	10	0	1.000
Eierman,Jeremy	.208	6-6	24	4	5	3	0	1	3	11	.458	1	1	7	0	.269	0	0	0-0	10	16	1	.963
-----																							
Fitzpatrick,Jordan	.250	4-0	4	0	1	0	0	0	1	1	.250	0	0	2	0	.250	0	0	0-0	0	0	0	.000
Faith,Sam	.143	4-1	7	1	1	1	0	0	1	2	.286	0	0	2	0	.143	0	0	0-0	1	1	1	.667
Ruff,Landan	.000	6-2	5	1	0	0	0	0	0	0	.000	1	0	0	0	.167	0	2	0-1	7	1	0	1.000
Skalnik,Ryan	.000	2-0	1	0	0	0	0	0	0	0	.000	0	0	0	0	.000	0	0	1-1	1	0	0	1.000
McGuire,Max	.000	1-0	1	0	0	0	0	0	0	0	.000	0	0	1	0	.000	0	0	0-0	0	0	0	.000
Totals	.243	6	202	25	49	9	1	2	22	66	.327	15	4	54	4	.308	0	4	5-7	157	65	6	.974
Opponents	.213	6	188	21	40	8	0	2	19	54	.287	27	8	51	4	.336	0	3	8-11	165	49	3	.986

## ROAD PITCHING STATISTICS

(Away games Sorted by Earned run avg)

Player	era	w-l	app	gs	cg	sho	sv	ip	h	r	er	bb	so	2b	3b	hr	b/avg	wp	hp	bk	sfa	sha
Witherspoon,Nate	1.50	0-0	4	0	0	0/0	0	6.0	4	1	1	2	5	1	0	1	.182	0	2	0	0	0
Coleman,Dylan	2.60	2-1	4	4	0	0/0	0	27.2	17	8	8	13	33	4	0	0	.181	3	0	0	0	2
Buckner,Ty	5.14	0-1	2	2	0	0/0	0	7.0	7	7	4	8	3	0	0	0	.250	0	1	0	0	0
-----																						
Sechler,Connor	0.00	0-0	1	0	0	0/0	0	2.0	1	0	0	0	1	0	0	0	.200	0	3	0	0	0
Schwab,Davis	0.00	1-0	1	0	0	0/0	0	1.1	2	0	0	1	2	1	0	0	.333	1	1	0	0	0
Wiley,Logan	2.45	0-1	3	0	0	0/0	1	3.2	3	1	1	0	3	0	0	0	.214	0	1	0	0	1
Russell,Matt	3.86	0-0	3	0	0	0/0	1	2.1	2	1	1	2	2	0	0	0	.222	0	0	0	0	0
Dame,Hunter	9.00	0-0	1	0	0	0/0	0	1.0	2	1	1	0	0	1	0	0	.400	0	0	0	0	0
Lochner,Jake	13.50	0-0	1	0	0	0/0	0	1.1	2	2	2	1	2	1	0	1	.400	0	0	0	0	0
Totals	3.10	3-3	6	6	0	0/0	2	52.1	40	21	18	27	51	8	0	2	.213	4	8	0	0	3
Opponents	3.60	3-3	6	6	0	2/2	2	55.0	49	25	22	15	54	9	1	2	.243	4	4	0	0	4

# MISSOURI STATE BASEBALL

Game 19 | MISSOURI STATE BEARS (12-6) vs. MURRAY STATE RACERS (11-10) | March 21 | Springfield, Mo. | Hammons Field (8,000) | KBFL AM/FM | ESPN3

## NEUTRAL BATTING-FIELDING STATISTICS

Record: 5-1 Home: 0-0 Away: 0-0 Neutral: 5-1 MVC: 0-0

Player	avg	gp-gs	ab	r	h	2b	3b	hr	rbi	tb	slg%	bb	hp	so	gdp	ob%	sf	sh	sb-att	po	a	e	fld%
Millas,Drew	.556	6-6	18	5	10	2	0	0	5	12	.667	6	0	3	2	.640	1	0	0-0	6	0	0	1.000
Duffy,Jack	.318	6-6	22	5	7	2	0	1	7	12	.545	2	1	3	1	.400	0	1	0-0	13	2	0	1.000
Eierman,Jeremy	.286	6-6	21	7	6	0	0	2	4	12	.571	8	1	6	2	.500	0	0	4-5	9	14	1	.958
Whetstone,Ben	.273	6-6	22	3	6	1	0	1	5	10	.455	5	2	4	0	.433	1	0	1-1	43	6	0	1.000
Privitera,John	.250	6-6	24	4	6	0	1	0	4	8	.333	4	1	4	0	.379	0	1	0-1	11	13	0	1.000
Geha,Logan	.154	5-5	13	5	2	0	0	0	3	2	.154	3	3	6	0	.421	0	2	0-0	41	5	0	1.000
Steinmetz,Hunter	.150	6-6	20	6	3	1	0	0	3	4	.200	5	3	7	0	.379	1	0	2-2	14	1	0	1.000
-----																							
Fitzpatrick,Jordan	.333	4-2	6	1	2	0	0	0	0	2	.333	0	0	2	0	.333	0	0	0-0	0	0	0	.000
Faith,Sam	.333	4-1	3	3	1	0	0	1	2	4	1.333	1	1	0	0	.600	0	1	0-0	0	5	0	1.000
Skalnik,Ryan	.250	2-0	4	1	1	0	0	0	2	1	.250	0	2	2	0	.500	0	0	0-0	0	0	0	.000
Ruff,Landan	.182	5-2	11	4	2	0	0	1	2	5	.455	1	0	6	0	.250	0	0	0-0	6	0	0	1.000
Brown,Matt	.100	6-5	10	2	1	1	0	0	3	2	.200	5	2	6	1	.471	0	1	0-0	5	4	1	.900
Zimmerman,Brooks	.000	5-3	11	1	0	0	0	0	0	0	.000	2	0	5	0	.154	0	0	0-0	8	0	2	.800
Briggs,Michael	.000	1-0	1	0	0	0	0	0	0	0	.000	0	0	1	0	.000	0	0	0-0	0	0	0	.000
Totals	.253	6	186	47	47	7	1	6	40	74	.398	42	16	55	6	.425	3	6	7-9	159	60	5	.978
Opponents	.285	6	207	25	59	8	0	1	22	70	.338	25	7	45	5	.381	0	2	6-8	153	44	8	.961

## NEUTRAL PITCHING STATISTICS

(Neutral site games Sorted by Earned run avg)

Player	era	w-l	app	gs	cg	sho	sv	ip	h	r	er	bb	so	2b	3b	hr	b/avg	wp	hp	bk	sfa	sha
Buckner,Ty	0.82	1-0	2	2	0	0/0	0	11.0	12	3	1	3	6	1	0	0	.286	0	1	0	0	0
Knight,Austin	2.08	0-0	2	2	0	0/0	0	8.2	10	2	2	5	10	0	0	0	.294	0	3	0	0	0
Sechler,Connor	2.08	1-0	4	0	0	0/0	0	8.2	6	2	2	3	9	2	0	0	.188	0	0	1	0	0
Wiley,Logan	5.73	2-1	4	1	0	0/0	0	11.0	16	10	7	6	12	2	0	1	.333	6	1	0	0	1
-----																						
Fromson,Jake	0.00	0-0	1	0	0	0/0	0	2.1	2	0	0	0	1	1	0	0	.250	0	0	0	0	0
Gibbs,Zach	0.00	0-0	1	0	0	0/0	0	1.0	1	0	0	1	0	0	0	0	.250	0	0	0	0	0
Lochner,Jake	0.00	1-0	1	0	0	0/0	0	0.1	0	0	0	0	0	0	0	0	.000	0	0	0	0	0
Schwab,Davis	3.38	0-0	2	0	0	0/0	0	2.2	3	2	1	0	2	1	0	0	.273	1	0	0	0	0
McAlister,Tyler	5.40	0-0	1	1	0	0/0	0	5.0	6	3	3	2	2	1	0	0	.353	0	2	0	0	1
Russell,Matt	11.57	0-0	3	0	0	0/0	1	2.1	3	3	3	5	3	0	0	0	.300	1	0	0	0	0
Totals	3.23	5-1	6	6	0	0/0	1	53.0	59	25	19	25	45	8	0	1	.285	8	7	1	0	2
Opponents	7.24	1-5	6	6	0	0/0	1	51.0	47	47	41	42	55	7	1	6	.253	7	16	4	3	6

# MISSOURI STATE BASEBALL

Game 19 | MISSOURI STATE BEARS (12-6) vs. MURRAY STATE RACERS (11-10) | March 21 | Springfield, Mo. | Hammons Field (8,000) | KBFL AM/FM | ESPN3

## INDIVIDUAL GAME-BY-GAME BATTING (AB-R-H-RBI)

Opponent	Date	#41 Briggs,M	#18 Brown,M	#23 Duffy,J	#11 Eierman,J	#26 Faith,S	#17 Fitzpatck,J	#4 Geha,L	#12 McGuire,M	#24 Millas,D	#32 Privitera,J	#31 Ruff,L	#5 Skalnik,R	#7 Steinmetz,H	#45 Whetstone,	#1 Zimmerman
Texas Southern	Feb 16	.....	4-0-0-0	4-2-2-1	5-1-1-0	.....	.....	3-1-1-2	.....	2-1-1-1	4-0-1-0	0-1-0-0	.....	4-1-1-1	3-0-1-2	3-1-0-0
Lamar	Feb 16	.....	3-2-2-1	4-1-1-0	5-1-1-2	1-0-1-1	1-0-0-0	3-2-1-0	1-0-0-0	4-0-1-2	3-3-1-1	1-0-0-0	1-0-0-0	4-1-2-1	4-0-1-0	4-1-3-1
Lamar	Feb 17	.....	2-0-0-0	3-0-0-0	4-0-0-0	1-0-0-0	1-0-0-0	3-0-0-0	.....	3-0-1-0	3-0-2-0	Def	.....	4-0-0-0	3-0-1-0	3-0-1-0
Texas Southern	Feb 18	.....	0-0-0-0	3-0-1-0	3-0-0-0	1-1-0-0	3-0-1-0	1-2-0-0	.....	4-0-2-0	4-1-2-3	1-1-0-0	.....	2-0-0-1	5-1-4-1	1-0-0-0
Central Arkansas	Feb 25	.....	2-0-0-0	4-0-1-0	3-0-0-0	Def	1-0-0-0	2-0-0-0	.....	4-0-0-0	2-0-0-0	Def	.....	4-0-0-0	4-0-1-0	4-0-0-0
Central Arkansas	Feb 25	.....	4-1-1-0	4-0-1-1	3-1-1-0	.....	.....	4-0-0-0	.....	4-0-1-2	5-1-1-1	0-1-0-0	.....	4-1-2-1	3-0-0-0	3-0-0-0
Saint Joseph's	Mar 02	.....	2-0-0-0	4-0-0-0	3-1-0-0	0-0-0-0	1-0-0-0	2-0-0-0	.....	1-0-1-2	4-0-0-0	.....	1-0-0-0	4-0-0-0	2-2-0-0	4-0-0-0
ECU	Mar 03	.....	Def	4-1-1-1	5-2-2-1	5-1-0-0	.....	3-0-2-2	.....	4-0-4-2	4-2-1-0	2-0-0-0	0-0-0-0	4-1-2-0	5-0-1-1	.....
Pepperdine	Mar 04	.....	1-0-0-0	4-1-1-2	3-0-2-1	1-1-0-0	1-1-1-0	2-2-0-0	.....	4-0-2-1	4-0-1-1	4-1-1-1	.....	3-2-1-0	4-0-0-0	Def
Oklahoma State	Mar 07	.....	2-0-0-0	3-1-0-0	5-2-3-2	.....	3-0-0-0	4-1-0-0	.....	4-1-2-1	5-1-1-0	3-1-1-1	.....	6-1-3-4	3-0-0-0	2-0-1-0
Arkansas State	Mar 09	1-0-0-0	3-3-2-3	4-1-1-0	4-3-3-0	1-0-0-0	.....	3-2-1-0	.....	3-0-1-3	4-0-0-0	3-0-0-0	Def	5-0-2-2	2-3-2-3	0-0-0-1
Arkansas State	Mar 10	.....	3-0-0-0	1-0-0-0	4-0-1-0	.....	0-0-0-0	4-0-0-0	.....	3-0-0-0	3-0-0-0	2-1-1-1	.....	4-0-1-0	4-0-1-0	3-0-0-0
Arkansas State	Mar 11	.....	3-0-0-1	3-1-1-1	4-1-1-0	.....	.....	3-1-1-0	.....	3-0-0-1	3-1-1-0	2-0-0-0	.....	4-0-0-0	4-1-1-1	.....
Oral Roberts	Mar 13	.....	3-1-1-0	3-0-0-0	4-2-2-0	0-0-0-0	1-1-1-1	4-0-0-0	.....	5-1-2-4	2-0-0-0	2-0-0-0	2-0-1-0	4-0-1-0	3-0-0-0	1-1-1-0
Iowa	Mar 14	.....	2-2-1-1	4-0-2-1	4-1-1-2	.....	.....	5-0-1-1	.....	4-1-1-0	4-1-1-0	5-1-1-1	.....	3-2-1-0	5-0-1-0	.....
Seton Hall	Mar 17	1-0-0-0	1-0-0-2	3-2-1-3	3-4-2-1	1-1-1-2	1-0-0-0	.....	.....	3-3-3-1	4-2-1-0	1-0-0-0	3-1-1-2	4-1-0-1	3-0-0-2	3-0-0-0
Oklahoma State	Mar 17	.....	2-0-0-0	4-1-3-0	4-0-1-0	.....	1-0-1-1	4-0-1-0	.....	3-0-0-0	5-0-1-0	2-0-0-0	.....	4-1-0-0	4-0-1-0	.....
Southeast Missouri	Mar 20	.....	1-1-1-0	5-1-1-0	4-1-2-1	2-0-0-0	0-0-0-1	1-1-0-0	.....	4-0-1-2	3-2-0-1	1-0-0-1	1-1-0-0	3-2-2-2	3-1-1-1	1-0-0-0

# MISSOURI STATE BASEBALL

Game 19 | MISSOURI STATE BEARS (12-6) vs. MURRAY STATE RACERS (11-10) | March 21 | Springfield, Mo. | Hammons Field (8,000) | KBFL AM/FM | ESPN3

## INDIVIDUAL GAME-BY-GAME BATTING (IP-H-R-ER-BB-SO)

Opponent	Date	#36 Buckner,T	#10 Coleman,D	#16 Fromson,J	#40 Gibbs,Z	#29 Knight,A	#21 Lochner,J	#19 McAlister,T	#33 Russell,M	#13 Schwab,D	#14 Sechler,C
Texas Southern	Feb 16	.....	.....	.....	.....	*3.2-7-1-1-2-4	.....	.....	1.0-1-0-0-1-2	.....	4.1-3-1-1-0-4
Lamar	Feb 16	.....	*6.0-3-1-1-3-7	.....	.....	.....	.....	.....	.....	.....	.....
Lamar	Feb 17	*2.1-5-6-4-4-0	.....	.....	.....	.....	1.1-2-2-2-1-2	.....	.....	.....	.....
Texas Southern	Feb 18	.....	.....	.....	.....	.....	.....	*5.0-6-3-3-2-2	0.1-0-0-0-0-0	.....	.....
Central Arkansas	Feb 25	.....	*8.0-2-0-0-3-13	.....	.....	.....	.....	.....	0.0-1-0-0-0-0	.....	.....
Central Arkansas	Feb 25	*4.2-2-1-0-4-3	.....	.....	.....	.....	.....	.....	0.2-1-1-1-2-0	1.1-2-0-0-1-2	2.0-1-0-0-0-1
Saint Joseph's	Mar 02	.....	.....	.....	.....	*5.0-3-1-1-3-6	.....	.....	.....	.....	1.2-0-0-2-3
ECU	Mar 03	.....	*7.0-6-3-3-4-8	.....	.....	.....	.....	.....	1.2-0-0-0-0-2	.....	.....
Pepperdine	Mar 04	*5.0-7-2-0-1-2	.....	.....	.....	.....	0.1-0-0-0-0-0	.....	1.0-2-3-3-4-1	0.2-2-1-1-0-0	1.2-2-1-1-1-1
Oklahoma State	Mar 07	.....	.....	.....	.....	.....	.....	*4.1-4-5-1-2-9	.....	.....	1.2-3-5-5-3-1
Arkansas State	Mar 09	.....	*7.0-2-1-1-5-6	1.0-0-0-0-0-0	1.0-1-3-0-2-1	.....	.....	.....	.....	.....	.....
Arkansas State	Mar 10	*6.0-5-3-3-2-6	.....	.....	.....	.....	.....	.....	.....	.....	.....
Arkansas State	Mar 11	.....	.....	0.2-0-0-0-0-0	.....	*5.1-7-4-4-2-2	.....	.....	.....	0.0-0-0-0-1-0	3.0-2-0-0-0-6
Oral Roberts	Mar 13	.....	.....	.....	.....	.....	1.0-0-0-0-2-1	*3.2-4-2-2-4-2	1.0-1-2-2-3-3	.....	1.0-0-0-0-2
Iowa	Mar 14	.....	.....	2.1-2-0-0-0-1	.....	.....	.....	.....	.....	.....	1.0-1-0-0-0-1
Seton Hall	Mar 17	*6.0-5-1-1-2-4	.....	.....	1.0-1-0-0-1-0	.....	.....	.....	.....	2.0-1-1-0-0-2	.....
Oklahoma State	Mar 17	.....	*6.2-6-4-4-3-5	.....	.....	.....	.....	.....	.....	.....	.....
Southeast Missouri	Mar 20	.....	.....	.....	.....	*4.2-4-4-4-2-6	.....	.....	.....	.....	.....

Opponent	Date	#35 Wiley,L	#41 Wthrspoon,N
Texas Southern	Feb 16	.....	.....
Lamar	Feb 16	2.0-2-0-0-0-1	.....
Lamar	Feb 17	.....	4.1-3-0-0-0-2
Texas Southern	Feb 18	3.2-4-2-2-0-3	.....
Central Arkansas	Feb 25	1.1-1-1-1-0-1	0.0-0-0-0-1-0
Central Arkansas	Feb 25	0.1-0-0-0-0-1	.....
Saint Joseph's	Mar 02	1.1-6-5-2-2-2	.....
ECU	Mar 03	.....	0.1-1-1-1-1-1
Pepperdine	Mar 04	0.1-1-0-0-0-0	.....
Oklahoma State	Mar 07	2.2-1-0-0-0-4	0.1-0-0-0-2-0
Arkansas State	Mar 09	.....	.....
Arkansas State	Mar 10	2.2-2-1-1-1-5	0.1-0-0-0-0-1
Arkansas State	Mar 11	.....	.....
Oral Roberts	Mar 13	.....	2.1-5-1-1-0-3
Iowa	Mar 14	*5.2-5-3-3-4-7	.....
Seton Hall	Mar 17	.....	.....
Oklahoma State	Mar 17	.....	1.1-0-0-0-0-2
Southeast Missouri	Mar 20	1.1-2-1-1-0-1	3.0-2-0-0-1-1

# MISSOURI STATE BASEBALL

Game 19 | MISSOURI STATE BEARS (12-6) vs. MURRAY STATE RACERS (11-10) | March 21 | Springfield, Mo. | Hammons Field (8,000) | KBFL AM/FM | ESPN3

## RETURNING LETTERWINNERS CAREER STATISTICS

### Individual Career History

Brown,Matt

Year	avg	gp-gs	ab	r	h	2b	3b	hr	rbi	tb	slg%	bb	hbp	so	gdp	ob%	sf	sh	sb-att	po	a	e	fld%
2017	.091	21-12	33	5	3	1	0	1	3	7	.212	12	6	19	0	.412	0	2	0-0	36	4	2	.952
2018	.211	18-15	38	10	8	3	0	2	8	17	.447	11	4	13	2	.426	1	1	0-0	9	20	1	.967
TOTAL	.155	39-27	71	15	11	4	0	3	11	24	.338	23	10	32	2	.419	1	3	0-0	45	24	3	.958

Coleman,Dylan

Year	avg	gp-gs	ab	r	h	2b	3b	hr	rbi	tb	slg%	bb	hbp	so	gdp	ob%	sf	sh	sb-att	po	a	e	fld%
2016	.000	0-0	0	0	0	0	0	0	0	0	.000	0	0	0	0	.000	0	0	0-0	7	11	1	.947
2017	.000	0-0	0	0	0	0	0	0	0	0	.000	0	0	0	0	.000	0	0	0-0	6	7	2	.867
2018	.000	0-0	0	0	0	0	0	0	0	0	.000	0	0	0	0	.000	0	0	0-0	3	3	0	1.000
TOTAL	.000	0-0	0	0	0	0	0	0	0	0	.000	0	0	0	0	.000	0	0	0-0	16	21	3	.925

Year	era	w-l	app	qs	cq	sho	sv	ip	h	r	er	bb	so	2b	3b	hr	bf	bavq	wp	hbp	bk	sfa	sha
2016	4.98	6-4	15	14	0	0/0	0	72.1	73	48	40	49	82	16	2	1	339	.265	4	7	2	2	6
2017	4.80	8-3	18	16	1	0/2	0	99.1	85	57	53	50	106	18	3	10	438	.229	17	11	0	3	3
2018	2.34	3-1	5	5	0	0/0	0	34.2	19	9	9	18	39	5	0	0	136	.164	3	0	0	0	2
TOTAL	4.45	17-8	38	35	1	0/2	0	206.1	177	114	102	117	227	39	5	11	913	.232	24	18	2	5	11

Duffy,Jack

Year	avg	gp-gs	ab	r	h	2b	3b	hr	rbi	tb	slg%	bb	hbp	so	gdp	ob%	sf	sh	sb-att	po	a	e	fld%
2017	.222	58-45	158	21	35	8	1	0	17	45	.285	25	5	42	2	.344	1	0	7-8	88	0	2	.978
2018	.266	18-17	64	12	17	5	1	1	10	27	.422	5	3	15	1	.347	0	1	0-0	35	4	1	.975
TOTAL	.234	76-62	222	33	52	13	2	1	27	72	.324	30	8	57	3	.345	1	1	7-8	123	4	3	.977

Elerman,Jeremy

Year	avg	gp-gs	ab	r	h	2b	3b	hr	rbi	tb	slg%	bb	hbp	so	gdp	ob%	sf	sh	sb-att	po	a	e	fld%
2016	.296	59-59	230	45	68	13	4	9	48	116	.504	12	3	67	4	.336	2	2	6-6	63	163	21	.915
2017	.313	63-63	243	67	76	15	2	23	68	164	.675	41	12	61	7	.431	3	2	17-19	74	178	10	.962
2018	.329	18-18	70	20	23	7	1	3	10	41	.586	12	3	17	2	.447	0	0	9-10	32	37	2	.972
TOTAL	.308	140-140	543	132	167	35	7	35	126	321	.591	65	18	145	13	.396	5	4	32-35	169	378	33	.943

Fromson,Jake

Year	avg	gp-gs	ab	r	h	2b	3b	hr	rbi	tb	slg%	bb	hbp	so	gdp	ob%	sf	sh	sb-att	po	a	e	fld%
2016	.000	0-0	0	0	0	0	0	0	0	0	.000	0	0	0	0	.000	0	0	0-0	4	9	0	1.000
2017	.000	0-0	0	0	0	0	0	0	0	0	.000	0	0	0	0	.000	0	0	0-0	3	9	1	.923
2018	.000	0-0	0	0	0	0	0	0	0	0	.000	0	0	0	0	.000	0	0	0-0	1	1	0	1.000
TOTAL	.000	0-0	0	0	0	0	0	0	0	0	.000	0	0	0	0	.000	0	0	0-0	8	19	1	.964

Year	era	w-l	app	qs	cq	sho	sv	ip	h	r	er	bb	so	2b	3b	hr	bf	bavq	wp	hbp	bk	sfa	sha
2016	3.71	6-2	24	4	0	0/0	1	70.1	64	30	29	19	74	13	3	2	300	.247	4	13	1	5	4
2017	2.25	8-3	37	0	0	0/3	3	76.0	46	24	19	18	88	8	1	6	298	.170	9	7	0	1	1
2018	0.00	1-0	3	0	0	0/0	0	4.0	2	0	0	0	1	1	0	0	14	.167	0	2	0	0	0
TOTAL	2.87	15-5	64	4	0	0/3	4	150.1	112	54	48	37	163	22	4	8	612	.207	13	22	1	6	5

Geha,Logan

Year	avg	gp-gs	ab	r	h	2b	3b	hr	rbi	tb	slg%	bb	hbp	so	gdp	ob%	sf	sh	sb-att	po	a	e	fld%
2017	.203	34-25	64	20	13	3	0	1	10	19	.297	18	8	24	0	.429	1	5	3-4	162	35	3	.985
2018	.157	17-16	51	12	8	0	0	0	5	8	.157	7	4	22	1	.306	0	3	1-2	138	21	1	.994
TOTAL	.183	51-41	115	32	21	3	0	1	15	27	.235	25	12	46	1	.379	1	8	4-6	300	56	4	.989

# MISSOURI STATE BASEBALL

Game 19 | MISSOURI STATE BEARS (12-6) vs. MURRAY STATE RACERS (11-10) | March 21 | Springfield, Mo. | Hammons Field (8,000) | KBFL AM/FM | ESPN3

## RETURNING LETTERWINNERS CAREER STATISTICS

### Individual Career History

Knight,Austin

Year	avg	gp-gs	ab	r	h	2b	3b	hr	rbi	tb	slg%	bb	hbp	so	gdp	ob%	sf	sh	sb-att	po	a	e	fld%
2015	.000	0-0	0	0	0	0	0	0	0	0	.000	0	0	0	0	.000	0	0	0-0	1	0	0	1.000
2016	.000	0-0	0	0	0	0	0	0	0	0	.000	0	0	0	0	.000	0	0	0-0	1	6	0	1.000
2017	.000	0-0	0	0	0	0	0	0	0	0	.000	0	0	0	0	.000	0	0	0-0	5	8	0	1.000
2018	.000	0-0	0	0	0	0	0	0	0	0	.000	0	0	0	0	.000	0	0	0-0	1	3	1	.800
TOTAL	.000	0-0	0	0	0	0	0	0	0	0	.000	0	0	0	0	.000	0	0	0-0	8	17	1	.962

Year	era	w-l	app	qs	cq	sho	sv	ip	h	r	er	bb	so	2b	3b	hr	bf	bavg	wp	hbp	bk	sfa	sha
2015	10.80	0-0	2	0	0	0/0	0	1.2	2	2	2	2	0	0	0	0	10	.333	0	1	0	1	0
2016	5.33	5-2	15	9	0	0/0	1	52.1	47	34	31	22	41	17	1	3	224	.242	2	4	1	2	2
2017	3.97	3-2	15	8	0	0/1	0	59.0	54	29	26	26	41	12	0	3	256	.256	10	6	2	6	7
2018	4.82	0-0	4	4	0	0/0	0	18.2	21	10	10	9	18	3	0	1	89	.292	2	6	0	0	2
TOTAL	4.72	8-4	36	21	0	0/1	1	131.2	124	75	69	59	100	32	1	7	579	.257	14	17	3	9	11

Lochner,Jake

Year	avg	gp-gs	ab	r	h	2b	3b	hr	rbi	tb	slg%	bb	hbp	so	gdp	ob%	sf	sh	sb-att	po	a	e	fld%
2016	.000	0-0	0	0	0	0	0	0	0	0	.000	0	0	0	0	.000	0	0	0-0	0	2	0	1.000
2017	.000	0-0	0	0	0	0	0	0	0	0	.000	0	0	0	0	.000	0	0	0-0	0	3	0	1.000
2018	.000	0-0	0	0	0	0	0	0	0	0	.000	0	0	0	0	.000	0	0	0-0	0	1	0	1.000
TOTAL	.000	0-0	0	0	0	0	0	0	0	0	.000	0	0	0	0	.000	0	0	0-0	0	6	0	1.000

Year	era	w-l	app	qs	cq	sho	sv	ip	h	r	er	bb	so	2b	3b	hr	bf	bavg	wp	hbp	bk	sfa	sha
2016	5.59	1-0	14	2	0	0/0	0	19.1	16	17	12	25	15	2	0	0	97	.229	3	1	0	0	0
2017	4.97	1-0	13	0	0	0/2	0	12.2	12	8	7	8	13	1	1	2	59	.240	2	1	0	0	0
2018	6.75	1-0	3	0	0	0/0	0	2.2	2	2	2	3	3	1	0	1	12	.222	0	0	0	0	0
TOTAL	5.45	3-0	30	2	0	0/2	0	34.2	30	27	21	36	31	4	1	3	168	.233	5	2	0	0	0

McAlister,Tyler

Year	avg	gp-gs	ab	r	h	2b	3b	hr	rbi	tb	slg%	bb	hbp	so	gdp	ob%	sf	sh	sb-att	po	a	e	fld%
2017	.000	0-0	0	0	0	0	0	0	0	0	.000	0	0	0	0	.000	0	0	0-0	0	1	0	1.000
2018	.000	0-0	0	0	0	0	0	0	0	0	.000	0	0	0	0	.000	0	0	0-0	1	4	0	1.000
TOTAL	.000	0-0	0	0	0	0	0	0	0	0	.000	0	0	0	0	.000	0	0	0-0	1	5	0	1.000

Year	era	w-l	app	qs	cq	sho	sv	ip	h	r	er	bb	so	2b	3b	hr	bf	bavg	wp	hbp	bk	sfa	sha
2017	9.31	0-1	10	1	0	0/1	0	9.2	16	16	10	13	11	6	0	0	62	.364	3	3	0	0	2
2018	4.15	0-0	3	3	0	0/0	0	13.0	14	10	6	8	13	3	0	1	62	.286	0	3	0	0	2
TOTAL	6.35	0-1	13	4	0	0/1	0	22.2	30	26	16	21	24	9	0	1	124	.323	3	6	0	0	4

Millas,Drew

Year	avg	gp-gs	ab	r	h	2b	3b	hr	rbi	tb	slg%	bb	hbp	so	gdp	ob%	sf	sh	sb-att	po	a	e	fld%
2017	.224	51-42	174	15	39	7	0	1	29	49	.282	13	2	42	2	.281	3	1	3-4	342	46	6	.985
2018	.371	18-18	62	7	23	3	0	1	22	29	.468	13	1	12	5	.474	2	0	0-0	16	0	0	1.000
TOTAL	.263	69-60	236	22	62	10	0	2	51	78	.331	26	3	54	7	.337	5	1	3-4	358	46	6	.985

# MISSOURI STATE BASEBALL

Game 19 | MISSOURI STATE BEARS (12-6) vs. MURRAY STATE RACERS (11-10) | March 21 | Springfield, Mo. | Hammons Field (8,000) | KBFL AM/FM | ESPN3

## RETURNING LETTERWINNERS CAREER STATISTICS

### Individual Career History

Moore,Alex

Year	avg	gp-gs	ab	r	h	2b	3b	hr	rbi	tb	slg%	bb	hbp	so	gdp	ob%	sf	sh	sb-att	po	a	e	fld%
2017	.000	0-0	0	0	0	0	0	0	0	0	.000	0	0	0	0	.000	0	0	0-0	1	2	0	1.000
TOTAL	.000	0-0	0	0	0	0	0	0	0	0	.000	0	0	0	0	.000	0	0	0-0	1	2	0	1.000
Year	era	w-l	app	gs	cq	sho	sv	ip	h	r	er	bb	so	2b	3b	hr	bf	bavg	wp	hbp	bk	sfa	sha
2017	2.61	0-0	10	0	0	0/0	0	10.1	11	5	3	5	7	0	0	0	49	.256	3	1	2	0	0
TOTAL	2.61	0-0	10	0	0	0/0	0	10.1	11	5	3	5	7	0	0	0	49	.256	3	1	2	0	0

Privitera,John

Year	avg	gp-gs	ab	r	h	2b	3b	hr	rbi	tb	slg%	bb	hbp	so	gdp	ob%	sf	sh	sb-att	po	a	e	fld%
2017	.235	37-24	81	17	19	1	0	0	8	20	.247	16	1	22	1	.364	1	4	2-3	39	51	2	.978
2018	.212	18-18	66	14	14	3	1	0	7	19	.288	14	2	17	0	.366	0	1	4-5	28	40	3	.958
TOTAL	.224	55-42	147	31	33	4	1	0	15	39	.265	30	3	39	1	.365	1	5	6-8	67	91	5	.969

Ruff,Landan

Year	avg	gp-gs	ab	r	h	2b	3b	hr	rbi	tb	slg%	bb	hbp	so	gdp	ob%	sf	sh	sb-att	po	a	e	fld%
2015	.000	19-0	1	4	0	0	0	0	0	0	.000	0	0	1	0	.000	0	0	0-0	0	0	0	.000
2016	.222	20-0	9	8	2	1	0	0	0	3	.333	0	0	0	1	.222	0	0	0-0	4	0	0	1.000
2017	.280	40-12	50	17	14	3	1	1	10	22	.440	7	3	15	1	.393	1	3	2-2	28	1	0	1.000
2018	.138	17-10	29	7	4	0	1	2	5	12	.414	6	1	15	0	.297	1	2	0-1	22	1	0	1.000
TOTAL	.225	96-22	89	36	20	4	2	3	15	37	.416	13	4	31	2	.343	2	5	2-3	54	2	0	1.000

Skalnik,Ryan

Year	avg	gp-gs	ab	r	h	2b	3b	hr	rbi	tb	slg%	bb	hbp	so	gdp	ob%	sf	sh	sb-att	po	a	e	fld%
2017	.205	32-8	39	3	8	2	0	1	10	13	.333	6	1	10	0	.319	1	1	0-0	2	1	0	1.000
2018	.250	7-0	8	2	2	0	0	0	2	2	.250	2	2	3	0	.500	0	0	1-1	3	1	0	1.000
TOTAL	.213	39-8	47	5	10	2	0	1	12	15	.319	8	3	13	0	.356	1	1	1-1	5	2	0	1.000

Steinmetz,Hunter

Year	avg	gp-gs	ab	r	h	2b	3b	hr	rbi	tb	slg%	bb	hbp	so	gdp	ob%	sf	sh	sb-att	po	a	e	fld%
2016	.316	59-59	247	57	78	14	7	1	27	109	.441	39	5	34	4	.418	1	2	14-15	126	1	2	.984
2017	.300	62-62	253	60	76	11	0	7	42	108	.427	45	7	59	2	.414	4	4	10-12	135	3	4	.972
2018	.257	18-18	70	13	18	4	0	1	13	25	.357	8	3	21	0	.354	1	1	5-5	30	1	0	1.000
TOTAL	.302	139-139	570	130	172	29	7	9	82	242	.425	92	15	114	6	.408	6	7	29-32	291	5	6	.980

Whetstone,Ben

Year	avg	gp-gs	ab	r	h	2b	3b	hr	rbi	tb	slg%	bb	hbp	so	gdp	ob%	sf	sh	sb-att	po	a	e	fld%
2017	.050	15-2	20	1	1	0	0	0	1	1	.050	4	0	7	0	.208	0	0	0-0	2	0	0	1.000
2018	.250	18-18	64	8	16	3	0	4	11	31	.484	12	2	17	0	.375	2	0	2-2	137	16	1	.994
TOTAL	.202	33-20	84	9	17	3	0	4	12	32	.381	16	2	24	0	.337	2	0	2-2	139	16	1	.994

# MISSOURI STATE BASEBALL

Game 19 | MISSOURI STATE BEARS (12-6) vs. MURRAY STATE RACERS (11-10) | March 21 | Springfield, Mo. | Hammons Field (8,000) | KBFL AM/FM | ESPN3

## RETURNING LETTERWINNERS CAREER STATISTICS

### Individual Career History

Witherspoon,Nate

Year	avg	gp-gs	ab	r	h	2b	3b	hr	rbi	tb	slg%	bb	hbp	so	gdp	ob%	sf	sh	sb-att	po	a	e	fld%
2017	.000	0-0	0	0	0	0	0	0	0	0	.000	0	0	0	0	.000	0	0	0-0	0	7	0	1.000
2018	.000	0-0	0	0	0	0	0	0	0	0	.000	0	0	0	0	.000	0	0	0-0	0	1	0	1.000
TOTAL	.000	0-0	0	0	0	0	0	0	0	0	.000	0	0	0	0	.000	0	0	0-0	0	8	0	1.000

Year	era	w-l	app	qs	cq	sho	sv	ip	h	r	er	bb	so	2b	3b	hr	bf	bavg	wp	hbp	bk	sfa	sha
2017	4.29	4-3	15	5	0	0/1	0	42.0	43	21	20	15	40	8	0	4	181	.270	4	2	1	2	3
2018	1.50	1-0	8	0	0	0/0	0	12.0	11	2	2	5	10	3	0	1	52	.250	0	2	0	0	1
TOTAL	3.67	5-3	23	5	0	0/1	0	54.0	54	23	22	20	50	11	0	5	233	.266	4	4	1	2	4

# MISSOURI STATE BASEBALL

Game 19 | MISSOURI STATE BEARS (12-6) vs. MURRAY STATE RACERS (11-10) | March 21 | Springfield, Mo. | Hammons Field (8,000) | KBFL AM/FM | ESPN3

## GAME-BY-GAME LINEUPS

Date	Opponent	1st	2nd	3rd	4th	5th	6th	7th	8th	9th
Feb. 16	vs. Texas Southern	Privitera	Steinmetz	Eierman	Zimmerman	Millas	Whetstone	Geha	Brown	Duffy
Feb. 16	at Lamar	Privitera	Steinmetz	Eierman	Millas	Zimmerman	Whetstone	Geha	Duffy	Brown
Feb. 17	at Lamar	Privitera	Steinmetz	Eierman	Zimmerman	Millas	Geha	Duffy	Whetstone	Brown
Feb. 18	vs. Texas Southern	Privitera	Steinmetz	Eierman	Whetstone	Millas	Duffy	Fitzpatrick	Geha	Faith
Feb. 25	at Central Arkansas	Privitera	Steinmetz	Eierman	Whetstone	Millas	Zimmerman	Duffy	Geha	Brown
Feb. 25	at Central Arkansas	Privitera	Steinmetz	Eierman	Whetstone	Millas	Zimmerman	Duffy	Geha	Brown
March 2	vs. St. Joseph's	Privitera	Steinmetz	Eierman	Whetstone	Millas	Duffy	Zimmerman	Geha	Brown
March 3	at ECU	Privitera	Eierman	Millas	Whetstone	Faith	Steinmetz	Duffy	Geha	Ruff
March 4	vs. Pepperdine	Privitera	Eierman	Millas	Whetstone	Steinmetz	Geha	Duffy	Brown	Ruff
March 7	Oklahoma State	Privitera	Eierman	Millas	Duffy	Steinmetz	Whetstone	Fitzpatrick	Geha	Ruff
March 9	Arkansas State	Privitera	Eierman	Millas	Steinmetz	Duffy	Whetstone	Geha	Brown	Ruff
March 10	Arkansas State	Privitera	Eierman	Millas	Zimmerman	Whetstone	Steinmetz	Geha	Brown	Ruff
March 11	Arkansas State	Privitera	Eierman	Millas	Whetstone	Steinmetz	Geha	Duffy	Brown	Ruff
March 13	Oral Roberts	Privitera	Eierman	Millas	Whetstone	Steinmetz	Geha	Brown	Duffy	Ruff
March 14	vs. Iowa	Privitera	Eierman	Millas	Whetstone	Steinmetz	Brown	Duffy	Geha	Ruff
March 17	vs. Seton Hall	Privitera	Eierman	Millas	Whetstone	Steinmetz	Duffy	Brown	Millas	Zimmerman
March 17	at Oklahoma State	Privitera	Eierman	Millas	Whetstone	Brown	Steinmetz	Geha	Duffy	Ruff
March 20	Southeast Missouri	Privitera	Eierman	Millas	Whetstone	Brown	Duffy	Steinmetz	Faith	Ruff
March 21	Murray State									
March 23	CSUN									
March 24	CSUN									
March 25	CSUN									
March 27	at Kansas									
March 30	at Indiana State									
March 31	at Indiana State									
April 1	at Indiana State									
April 3	vs. Missouri									
April 6	Evansville									
April 7	Evansville									
April 8	Evansville									
April 10	Missouri									
April 13	Oregon State									
April 13	Oregon State									
April 14	Oregon State									
April 17	at Arkansas									
April 20	Illinois State									
April 21	Illinois State									
April 22	Illinois State									
April 24	at Missouri									
April 27	at Bradley									
April 28	at Bradley									
April 29	at Bradley									
May 2	Kansas									
May 4	at Valparaiso									
May 5	at Valparaiso									
May 6	at Valparaiso									
May 11	Southern Illinois									
May 12	Southern Illinois									
May 13	Southern Illinois									
May 17	at DBU									
May 18	at DBU									
May 19	at DBU									

**Bold** indicates home game

# MISSOURI STATE BASEBALL

Game 19 | MISSOURI STATE BEARS (12-6) vs. MURRAY STATE RACERS (11-10) | March 21 | Springfield, Mo. | Hammons Field (8,000) | KBFL AM/FM | ESPN3

## GAME-BY-GAME DEFENSIVE LINEUPS

Date	Opponent	P	C	1B	2B	3B	SS	LF	CF	RF	DH
Feb. 16	vs. Texas Southern	Knight	Geha	Whetstone	Privitera	Brown	Eierman	Zimmerman	Steinmetz	Duffy	Millas
Feb. 16	at Lamar	Coleman	Geha	Whetstone	Privitera	Brown	Eierman	Zimmerman	Steinmetz	Duffy	Millas
Feb. 17	at Lamar	Buckner	Geha	Whetstone	Privitera	Brown	Eierman	Zimmerman	Steinmetz	Duffy	Millas
Feb. 18	vs. Texas Southern	McAlister	Geha	Whetstone	Privitera	Faith	Eierman	Fitzpatrick	Steinmetz	Duffy	Millas
Feb. 25	at Central Arkansas	Coleman	Geha	Whetstone	Privitera	Brown	Eierman	Zimmerman	Steinmetz	Duffy	Millas
Feb. 25	at Central Arkansas	Buckner	Geha	Whetstone	Privitera	Brown	Eierman	Zimmerman	Steinmetz	Duffy	Millas
March 2	vs. St. Joseph's	Knight	Geha	Whetstone	Privitera	Brown	Eierman	Zimmerman	Steinmetz	Duffy	Millas
March 3	at ECU	Coleman	Geha	Whetstone	Privitera	Faith	Eierman	Ruff	Steinmetz	Duffy	Millas
March 4	vs. Pepperdine	Buckner	Geha	Whetstone	Privitera	Brown	Eierman	Ruff	Steinmetz	Duffy	Millas
March 7	Oklahoma State	McAlister	Geha	Whetstone	Privitera	Fitzpatrick	Eierman	Ruff	Steinmetz	Duffy	Millas
March 9	Arkansas State	Coleman	Geha	Whetstone	Privitera	Brown	Eierman	Ruff	Steinmetz	Duffy	Millas
March 10	Arkansas State	Buckner	Geha	Whetstone	Privitera	Brown	Eierman	Ruff	Steinmetz	Zimmerman	Millas
March 11	Arkansas State	Knight	Geha	Whetstone	Privitera	Brown	Eierman	Ruff	Steinmetz	Duffy	Millas
March 13	Oral Roberts	McAlister	Geha	Whetstone	Privitera	Brown	Eierman	Ruff	Steinmetz	Duffy	Millas
March 14	vs. Iowa	Wiley	Geha	Whetstone	Privitera	Brown	Eierman	Ruff	Steinmetz	Duffy	Millas
March 17	vs. Seton Hall	Buckner	Millas	Whetstone	Privitera	Brown	Eierman	Zimmerman	Steinmetz	Duffy	Fitzpatrick
March 17	at Oklahoma State	Coleman	Geha	Whetstone	Privitera	Brown	Eierman	Ruff	Steinmetz	Duffy	Millas
March 20	Southeast Missouri	Knight	Millas	Whetstone	Privitera	Brown	Eierman	Ruff	Steinmetz	Duffy	Faith
March 21	Murray State										
March 23	CSUN										
March 24	CSUN										
March 25	CSUN										
March 27	at Kansas										
March 30	at Indiana State										
March 31	at Indiana State										
April 1	at Indiana State										
April 3	vs. Missouri										
April 6	Evansville										
April 7	Evansville										
April 8	Evansville										
April 10	Missouri										
April 13	Oregon State										
April 13	Oregon State										
April 14	Oregon State										
April 17	at Arkansas										
April 20	Illinois State										
April 21	Illinois State										
April 22	Illinois State										
April 24	at Missouri										
April 27	at Bradley										
April 28	at Bradley										
April 29	at Bradley										
May 2	Kansas										
May 4	at Valparaiso										
May 5	at Valparaiso										
May 6	at Valparaiso										
May 11	Southern Illinois										
May 12	Southern Illinois										
May 13	Southern Illinois										
May 17	at DBU										
May 18	at DBU										
May 19	at DBU										

**Bold** indicates home game

# MISSOURI STATE BASEBALL

Game 19 | MISSOURI STATE BEARS (12-6) vs. MURRAY STATE RACERS (11-10) | March 21 | Springfield, Mo. | Hammons Field (8,000) | KBFL AM/FM | ESPN3

## MISSOURI STATE RECORDS SUMMARY

### Individual Batting

#### Games Played

Season: 66, Dant'e Brinkley, Adam Pummill, Brooks Colvin, Shaun Marcum, Rick Wilson, 2003  
Career: 236, Matt Gardner, 1999-02

#### At-Bats

Game: 8, Earnie Johnson, Pat Kelly and Mark Neff, 5/1/88 vs. ORU;  
Ryan Gotcher and Chris Taylor, 4/6/04 vs. Arkansas; Adam Pummill, 2/25/06 vs. UNC Greensboro  
Season: 278, Dant'e Brinkley, 2003  
Career: 972, Matt Gardner, 1999-02

#### Runs

Game: 6, Bobby McCulloch, 5/6/75 vs. SIU Edwardsville; Larry Doss, 5/9/87 vs. Eastern Illinois and Lance Burkhardt, 3/6/97 vs. Missouri Baptist  
Season: 90, Matt Cepicky, 1999  
Career: 243, Matt Gardner, 1999-02

#### Hits

Game: 7, Greg Resz, 3/5/91 vs. Lincoln  
Season: 96, Steve Hacker and Dave Slemmer, 1995; Dant'e Brinkley, 2003  
Career: 316, Matt Gardner, 1999-02

#### Singles

Game: 5, Jim Schaefer, 5/27/78 vs. Eastern Illinois; Keith Champion, 5/11/81 vs. Central Missouri; Greg Resz, 3/5/91 vs. Lincoln; Todd DeBrynn, 5/3/92 vs. UNI; Alex Manary, 3/22/94 vs. Minnesota  
Season: 76, Bill Mueller, 1991  
Career: 241, Kevin Medrano, 2009-12

#### Doubles

Game: 3, on 22 occasions, last time by Justin Paulsen, 4/29/17 at Evansville  
Season: 26, Steve Meyer, 1986  
Career: 67, Brayden Drake, 2006-09

#### Triples

Game: 3, Ken Brown, 4/8/66 vs. Missouri S&T  
Season: 12, Dant'e Brinkley, 2001  
Career: 20, Mark Garrett, 1979-82

#### Home Runs

Game: 4, John Knott, 5/2/92 vs. UNI  
Season: 37, Steve Hacker, 1995  
Career: 63, Jason Hart, 1996-98

#### Runs Batted-In

Game: 11, John Knott, 5/2/92 vs. UNI  
Season: 100, Matt Cepicky, 1999  
Career: 203, Jason Hart, 1996-98

#### Batting Average

Season: .442, J. D. Warner, 1983  
Career: .426, J. D. Warner, 1982-83  
Career (4 years): .376, Bill Mueller, 1990-93

#### Consecutive Games Hitting Safely

30, Brayden Drake, 4/27/08-3/25/09

#### Total Bases

Game: 17, John Knott, 5/2/92 vs. UNI  
Season: 225, Steve Hacker, 1995  
Career: 506, Jason Hart, 1996-98

#### Extra-Base Hits

Game: 5, Larry Doss, 5/9/87 vs. Eastern Illinois  
Season: 55, Steve Hacker, 1995  
Career: 116, Jason Hart, 1996-98

#### Slugging Average

Season: .957, Steve Hacker, 1995  
Career: .725, Jason Hart, 1996-98

#### Hit By Pitch

Game: 3, Jud Kindle, 2/20/04 vs. Little Rock  
Ryan Mantle, 2/22/08 vs. DBU; Brayden Drake, 5/11/08 vs. Middle Tennessee  
Season: 23, Jeremy Isenhower, 2002  
Career: 41, Ben Carlson, 2007-09

#### Walks

Game: 5, Cory Krueger, 3/15/91 vs. Austin Peay; Steve Hacker, 4/23/95 vs. UNI; and Lance Burkhardt, 2/14/97 vs. Nevada  
Season: 55, Dylan Becker, 2015  
Career: 154, Bill Mueller, 1990-93

### Strikeouts

Game: 5, Greg Mathis, 5/1/01 vs. Missouri; Tyler Ryun, 2/26/10 at UTA  
Season: 74, Ryan Howard, 2001  
Career: 207, Nick Kays, 1997-00

### On-Base Percentage

Season: .563, Dan Iseminger, 1983  
Career: .493, Rick Clarkston, 1983-84

### Sacrifice Hits

Game: 3, Joey Hawkins, 5/22/14 vs. Bradley; Ken Watkins, 5/23/69 vs. Minnesota State  
Season: 29, Joey Hawkins, 2015  
Career: 62, Joey Hawkins, 2012-15

### Sacrifice Flies

Game: 2, held by many players  
Season: 9, Brooks Colvin, 2003  
Career: 17, Brooks Colvin, 2001-04

### Stolen Bases

Game: 4, Larry Doss, 3/6/86 vs. Evangel; Greg Brewer, 4/15/86 vs. Evangel  
Season: 30, Greg Brewer, 1986  
Career: 69, Dant'e Brinkley, 2000-03

### Game-Winning RBI

Season: 13, Steve Meyer, 1986; Steve Hacker, 1995  
Career: 23, Steve Hacker, 1993-95

### Individual Fielding

#### Putouts

Game: 19, Tom Hodge, 3/23/67 vs. Oklahoma Christian; Tim Rafferty, 2/25/06 vs. UNC Greensboro; Connor Smith, 3/29/14 vs. Southern Illinois  
Season: 545, Justin Paulsen, 2015  
Career: 1,588, Justin Paulsen, 2015-17

#### Assists

Game: 10, Curt Courtwright, 5/10/09 at Creighton  
Season: 192, Joey Hawkins, 2015  
Career: 656, Chris Curry, 1995-98

#### Errors

Game: 4, set on 5 occasions, last time by Jon Hale, 3/3/96 vs. ORU  
Season: 30, Brooks Colvin, 2001  
Career: 73, Brooks Colvin, 2001-04

#### Total Chances

Game: 21, Brian Mahaffey, 5/1/88 vs. ORU  
Season: 601, Jason Hart, 1997  
Career: 1,703, Justin Paulsen, 2015-17

#### Double Plays

Game: 5, Ryan Howard, 3/30/99 vs. SE Missouri  
Season: 60, Ryan Howard, 1999  
Career: 151, Ryan Howard, 1999-01

#### Fielding Average

Season: 1.000, Bill Helfrecht, 1968; Jim Anderson, 1970; Corby Fister and Cory Krueger, 1989; Chad Lakin and Cory Krueger, 1990; Shawn Padgett, 1991; Chad Lakin, 1992; Micah Holst, 1999; Dant'e Brinkley, 2002; Nolan Keane, 2008; Aaron Conway, 2010  
Career: .992, Steve Seal, 1969-70

### Individual Pitching

#### Games

Season: 37, Jake Fromson, 2017  
Career: 88, Bryan Young, 2014-17

#### Games Started

Season: 17, Doug Still, 2017; Matt Hall, 2015; Cody Schumacher, 2012  
Career: 49, Brad Ziegler, 2000-03

#### Complete Games

Season: 10, Brian Wisser, 1986  
Career: 18, Brad Ziegler, 2000-03

#### Innings Pitched

Game: 11.0, John Rheinecker, 3/3/01 vs. Arkansas State  
Season: 125.0, Matt Hall, 2015  
Career: 365.0, Brad Ziegler, 2000-03

#### Consecutive Scoreless Innings Pitched

Season: 38.1, Nick Petree, 4/6/12 to 5/17/12  
Career: 38.1, Nick Petree, 4/6/12 to 5/17/12

### Hits Allowed

Game: 16, Tom Fulkerson, 3/19/85 vs. UTA  
Season: 115, Brad Ziegler, 2003  
Career: 371, Brad Ziegler, 2000-03

### Fewest Hits Allowed

Game: 0, Steve Dunn, 4/12/79 vs. Evangel (5 inn.); Scott Buchheit-Darrell Maus-Matt Brewer-Terry Menown, 3/14/89 vs. Lincoln; Mike Whitley, 5/2/94 vs. SE Missouri (7 inn.)

### Runs Allowed

Game: 13, Rand Chappell, 3/20/84 vs. Southern; Scott Prince, 3/11/85 vs. Indiana State  
Season: 71, Jim Gibbs, 1987; Jarrod Mays, 1996  
Career: 207, John Hardin, 1996-00

### Earned Runs Allowed

Game: 12, Mike Hill, 4/18/75 vs. Central Missouri; Scott Prince, 3/11/85 vs. Indiana State  
Season: 63, Scott Geitz, 1998  
Career: 169, John Hardin, 1996-00

### Walks Allowed

Game: 10, Stean Thornton, 5/2/76 vs. UMSL  
Season: 75, Dirk Lindauer, 1991  
Career: 206, Mike Whitley, 1992-95

### Strikeouts

Game: 17, Charles Burt, 5/16/69 vs. Northwest Missouri State; Gary Wilson, 3/23/67 vs. Oklahoma Christian  
Season: 171, Matt Hall, 2015  
Career: 330, Brad Ziegler, 2000-03

### Earned Run Average

Season: 0.59, Dick Jones, 1971  
Career: 1.55, Dick Jones, 1969-72

### Wins

Season: 12, Matt Hall, 2015; Brad Ziegler, 2003  
Career: 32, Brad Ziegler, 2000-03

### Losses

Season: 9, Brett Sinkbeil, 2005; Pat Doyle, 2010; Mike Kickham, 2010  
Career: 16, Gary Wilson, 1964-67; Dustin Tignor, 1996-00; Pat Doyle, 2007-10

### Winning Percentage

Season (6 or more wins): 1.000, Sam Perez, 2016; Bryan Young, 2015; Ken Watkins, 1969; Jody Payne, 1978; Kirby Cannon, 1980; Dan Harwell, 1983; Tim Clubb, 2008  
Career: .909, Sam Perez, 2013-16; Greg Reed, 1987-88

### Shutouts

Season: 3, Ken Watkins, 1969; Steve Dunn, 1979; Greg Reed, 1988; Craig Sands, 1990; Paul Marsala, 2004  
Career: 4, Ken Watkins, 1967-70

### Saves

Season: 16, Bryan Young, 2015  
Career: 35, Bryan Young, 2014-17

### Team Batting

#### Games Played

Season: 66, 2003

#### At-Bats

Game: 64, 5/1/88 vs. ORU  
Season: 2,260, 2002

#### Runs

Game: 37, 3/7/88 vs. Benedictine  
Season: 607, 1999

#### Hits

Game: 34, 3/7/88 vs. Benedictine; 3/21/89 vs. UMBC  
Season: 720, 2002

#### Doubles

Game: 10, 3/11/95 vs. Truman  
Season: 149, 2002

#### Triples

Game: 6, 4/8/66 vs. Missouri S&T  
Season: 36, 2001

#### Home Runs

Game: 12, 4/20/99 vs. Pittsburg State  
Season: 144, 1999

### Runs Batted-In

Game: 36, 3/7/88 vs. Benedictine  
Season: 561, 1999

### Batting Average

Season: .373, 1981

### Total Bases

Game: 72, 4/20/99 vs. Pittsburg State  
Season: 1,275, 1999

### Extra-Base Hits

Game: 19, 4/20/99 vs. Pittsburg State  
Season: 270, 1999

### Slugging Average

Season: .626, 1999

### Game-Winning RBI

Season: 45, 1986

### Hit By Pitch

Game: 9, 2/22/08 vs. DBU; 5/11/08 vs. Middle Tennessee  
Season: 80, 2004

### Walks

Game: 18, 4/5/16 vs. Saint Louis  
Season: 351, 2017

### Strikeouts

Game: 26, 2/26/10 at UTA  
Season: 516, 2010

### Fewest Strikeouts

Season: 116, 1981

### Sacrifice Hits

Game: 6, 4/25/81 vs. UMSL  
Season: 54, 2015

### Sacrifice Flies

Game: 5, 5/19/02 vs. Indiana State; 4/3/07 vs. SEMO  
Season: 44, 2002

### Stolen Bases

Game: 10, 3/18/85 vs. North Texas; 4/15/86 vs. Evangel  
Season: 118, 1986

### Team Fielding

#### Putouts

Game: 48, 5/1/88 vs. ORU; 4/6/04 vs. Arkansas  
Season: 1,703, 2003

#### Assists

Game: 25, 5/1/88 vs. ORU  
Season: 686, 1997

#### Errors

Game: 11, 3/14/64 vs. Arkansas State  
Season: 134, 1984

#### Fewest Errors

Season: 37, 1968

#### Total Chances

Game: 74, 5/1/88 vs. ORU  
Season: 2,456, 2002

#### Double Plays

Game: 5, 3/15/85 vs. Missouri Western  
Season: 66, 1986

#### Fielding Average

Season: .976, 2015

### Team Pitching

#### Complete Games

Season: 34, 1986

#### Innings Pitched

Game: 16, 5/1/88 vs. ORU; 4/6/04 vs. Arkansas  
Season: 567.2, 2003

#### Walks

Game: 17, 5/25/97 vs. Rice  
Season: 317, 1992

#### Strikeouts

Game: 19, 3/23/67 vs. Oklahoma Christian  
Season: 560, 2017

#### Shutouts

Season: 11, 2012

#### Saves

Season: 18, 2015 and 2011

#### Earned Run Average

Season: 2.57, 2012

# MISSOURI STATE BASEBALL

Game 19 | MISSOURI STATE BEARS (12-6) vs. MURRAY STATE RACERS (11-10) | March 21 | Springfield, Mo. | Hammons Field (8,000) | KBFL AM/FM | ESPN3

## MISSOURI STATE SINGLE-SEASON RECORDS

### Hitting

Games		At Bats		Runs	
Dan'te Brinkley (03)	66	Dan'te Brinkley (03)	278	Matt Cepicky (99)	90
Brooks Colvin (03)	66	Brooks Colvin (03)	267	Matt Gardner (99)	82
Shaun Marcum (03)	66	Matt Gardner (02)	256	Micah Holst (99)	75
Adam Pummill (03)	66	Greg Mathis (02)	251	Jason Hart (98)	71
Rick Wilson (03)	66	Dave Slemmer (95)	251	Jake Burger (17)	69
Greg Mathis (03)	65	Matt Gardner (01)	250	Bill Mueller (91)	69
Tony Piazza (03)	64	Dan'te Brinkley (02)	249	Dan'te Brinkley (03)	68
Matt Gardner (02)	64	Joey Hawkins (15)	248	Ryan Howard (99)	68
Greg Mathis (02)	64	Helms (12)-Voit (12)	248	<b>Jeremy Eierman (17)</b>	<b>67</b>
Tony Piazza (02)	64	Mathis (03)-Medrano (12)	248	Steve Meyer (86)	67

Hits		Singles		Doubles	
Dan't Brinkley (03)	96	Bill Mueller (91)	76	Steve Meyer (86)	26
Steve Hacker (95)	96	Ben Woodbury (08)	71	Spiker Helms (12)	23
Dave Slemmer (95)	96	Dan't Brinkley (03)	67	Brandon Jackson (98)	23
Micah Holst (99)	94	Micah Holst (99)	63	Jake Burger (15)	22
Ben Woodbury (08)	92	Kevin Medrano (12)	62	Matt Gardner (02)	22
Matt Cepicky (99)	92	Kevin Medrano (10)	62	Chad Lakin (92)	22
Jason Hart (98)	92	Adam Pummill (03)	62	Lakin (93)-Drake (08)	21
Jason Hart (97)	91	Brooks Colvin (03)	61	Johnson (88)-Brewer (91)	21
Brandon Jackson (98)	89	Matt Gardner (99)	60	Howard Bell (86)	21
Kevin Medrano (10)	86	Six players tied with	59	Kneeshaw (95)-Mantle (08)	20
Mueller (91)-Brinkley (02)	86			Mahaffey (87)-Hart (96)	20

Triples		Home Runs		Runs Batted-In	
Dan'e Brinkley (01)	12	Steve Hacker (95)	37	Matt Cepicky (99)	100
Aaron Conway (09)	8	Matt Cepicky (99)	30	Steve Hacker (95)	95
Evan Pratte (90)	8	Jason Hart (98)	28	Jason Hart (98)	91
Mark Garrett (81)	8	Jon Hale (99)	25	Steve Meyer (86)	83
Bobby Narron (80)	8	Spencer Johnson (16)	24	Matt Brewer (91)	75
<b>Hunter Steinmetz (16)</b>	<b>7</b>	<b>Jeremy Eierman (17)</b>	<b>23</b>	Jake Burger (16)	72
Greg Mathis (01)	7	Nick Kays (99)	23	Spencer Johnson (16)	70
Brad Kennedy (96)	7	Jake Burger (17)	22	Brian Mahaffey (88)	69
Greg Brewer (86)	7	Jake Burger (16)	21	<b>Jeremy Eierman (17)</b>	<b>68</b>
J.D. Warner (83)	7	Brian Mahaffey (88)	21	Jon Hale (99)	68

Game-Winning RBI		Batting Average		On-Base Percentage	
Steve Hacker (95)	13	J. D. Warner (83)	.442	Danny Iseminger (83)	.563
Steve Meyer (86)	13	Bob Blakley (74)	.440	Jim Nichols (65)	.561
Chris Playter (09)	11	Jim Nichols (65)	.438	Rich Clarkston (85)	.535
Jake Burger (17)	10	Terry Repp (81)	.432	Doug Bagby (83)	.509
Matt Brewer (89, 91)	10	Rick Clarkston (85)	.427	Cal Armstrong (73)	.506
Bax (84)-Bailey (82)	10	Jason Hart (98)	.416	Mark Garrett (81)	.503
Brian Mahaffey (87)	9	Steve Meyer (86)	.416	Matt Cepicky (99)	.500
Brent Seifert (12)-Matheny (15)	8	Mark Garrett (81)	.416	John Knott (92)	.500
Pratte (91)-Cepicky (99)	8	Brayden Drake (09)	.414	Keith Champion (81)	.495
Dave (81)-Bartlett (90)	8	Matt Cepicky (99)	.414	Rick Clarkston (84)	.493

Extra-Base Hits		Total Bases		Slugging Average	
Steve Hacker (95)	55	Steve Hacker (95)	225	Steve Hacker (95)	.957
Steve Meyer (86)	48	Matt Cepicky (99)	193	Matt Menneheimer (77)	.896
Jason Hart (98)	43	Jason Hart (98)	191	Matt Cepicky (99)	.869
Spencer Johnson (16)	41	Steve Meyer (86)	173	Jason Hart (98)	.864
Matt Cepicky (99)	40	Jason Hart (97)	168	Steve Meyer (86)	.859
<b>Jeremy Eierman (17)</b>	<b>39</b>	Dave Slemmer (95)	165	Bob Blakley (74)	.820
Lance Burkhardt (96)	38	<b>Jeremy Eierman (17)</b>	<b>164</b>	Jon Hale (99)	.779
Matt Cepicky (98)	37	Jake Burger (16)	162	Ken Brown (66)	.760
Jason Hart (97)	37	Jake Burger (17)	160	Jim Nichols (65)	.750
Dave Slemmer (95)	37	Hale (99)-Cepicky (98)	159	Matt Cepicky (98)	.729

Walks		Strikeouts		Hit By Pitch	
Dylan Becker (15)	55	Ryan Howard (01)	74	Jeremy Isehower (02)	23
Bill Mueller (91)	52	Tony Piazza (02)	69	Ben Carlson (09)	22
Spencer Johnson (16)	46	Nick Kays (99)	68	Jud Kindle (04)	20
Spencer Johnson (15)	46	<b>Jeremy Eierman (16)</b>	<b>67</b>	Tate Matheny (15)	18
Spiker Helms (12)	44	Tony Piazza (03)	66	Ben Carlson (08)	16
Brad Kennedy (95)	44	<b>Jeremy Eierman (17)</b>	<b>61</b>	<b>Jeremy Eierman (17)</b>	<b>12</b>
Burger (17)-Paulsen (15)	43	<b>Hunter Steinmetz (17)</b>	<b>59</b>	Brayden Drake (09)	12
Helms (11)-Keane (08)	42	Dan'te Brinkley (03)	58	John Knott (92)	12
Fister (90)-Guttin (76)	42	Spencer Johnson (15)	57	Nine players tied with	11
		Lance Burkhardt (97)	56		

Stolen Bases		Sacrifice Hits		Sacrifice Flies	
Greg Brewer (86)	30	Joey Hawkins (15)	29	Brooks Colvin (03)	9
Mike Ruble (88)	29	Joey Hawkins (14)	19	Greg Mathis (02)	8
John Wahlig (87)	25	Eric Cheray (12)	14	Dylan Becker (15)	7
Dan'te Brinkley (02)	25	Joey Hawkins (13)	13	Justin Paulsen (15)	7
Dan'te Brinkley (03)	24	John Knott (92)	12	Brent Bartlett (90)	7
Aaron Conway (10)	24	Toby Gardenhire (04)	11	Evan Pratte (90)	7
Bill Mueller (92)	23	Kevin Medrano (09)	10	Spencer Johnson (16)	6
Larry Doss (86)	22	Travis McComack (13)	10	Medrano (11)-Voit (12)	6
Bill Goedde (86)	20	Ben Woodbury (08)	9	Piazza (02)-McComack (11)	6
Matt Lawson (06)	20	Kneeshaw (96)-Marcum (02)	9	Colvin (02)-Isenhower (02)	6
Three players tied with	19	Kasper (75)-Royle (78)	9	Bartlett (89)-Collier (99)	6
				Winston (75)-Kelly (88)	6

### Pitching

Games		Games Started	
Jake Fromson (17)	37	Doug Still (17)	17
Sam Perez (16)	36	Matt Hall (15)	17
Zach Merciez (15)	31	Cody Schumacher (12)	17
Bryan Young (15)	30	Dylan Coleman (17)	16
Sam Perez (15)	27	Jordan Knutson (16)	16
Tyler Burgess (12)	26	Nick Petree (12)	16
Scott Geitz (95)	26	Chad Mulholland (03)	16
Bryan Young (17)	25	Brad Ziegler (03)	16
Gordon (13)-D. Kickham (11)	25	Eight tied with	15
Doyle (07)-Geitz (96)	25		

Complete Games		Innings Pitched	
Brian Wisser (86)	10	Matt Hall (15)	125.0
Stacey Burkley (86)	8	Chad Mulholland (03)	119.2
Kirby Cannon (79)	8	Nick Petree (12)	115.1
Dick Jones (71)	8	Derek Drage (04)	112.1
Mark Lopinot (70)	8	Brad Ziegler (03)	106.2
Ken Watkins (69)	8	Tim Clubb (08)	103.2
Jim Gibbs (86, 87)	7	Doug Still (17)	103.0
Tom Fulkerson (84)	7	Jon Harris (15)	103.0
Rick Brandell (82)	7	Brian Wisser (86)	102.2
Newell (66)-Watkins (70)	7	Nick Petree (13)	100.1

Hits Allowed		Runs Allowed	
Brad Ziegler (03)	115	Jarrod Mays (96)	71
Jarrod Mays (96)	113	Jim Gibbs (87)	71
Pat Doyle (10)	112	Tim Clubb (09)	70
Derek Drage (04)	107	Scott Geitz (98)	70
Paul Crain (91)	107	Pat Doyle (10)	66
Brian Wisser (86)	104	Mike Kickham (10)	66
Mike Kickham (10)	101	Bryan Buschhorn (97)	64
Chad Mulholland (03)	101	Mike Whitley (93)	64
Blake Barber (11)	100	Brett Sinkbeil (05)	63
Jim Gibbs (87)	100	Brad Ziegler (03)	60

Earned Runs Allowed		Earned Run Average	
Scott Geitz (98)	63	Dick Jones (71)	0.59
Jarrod Mays (96)	60	Nick Petree (12)	1.01
Mike Whitley (93)	58	Ken Watkins (69)	1.60
Mike Kickham (10)	56	Craig Sands (90)	1.60
Bryan Buschhorn (97)	54	Nick Petree (13)	1.61
Dylan Coleman (17)	53	David Oatman (74)	1.69
Jim Gibbs (87)	51	Wes Rhea (64)	1.70
Tim Clubb (09)	50	Jan Schmidt (72)	1.80
Brad Ziegler (03)	50	Dale Bowling (89)	1.88
Paul Crain (91)	48	Mike Hill (76)	1.97

Walks		Strikeouts	
Dirk Lindauer (91)	75	Matt Hall (15)	171
Mike Whitley (93)	68	Pierce Johnson (12)	119
Bart Evans (92)	58	Chad Mulholland (03)	117
John Hardin (00)	54	Jon Harris (15)	116
Bryan Buschhorn (97)	52	Nick Petree (12)	114
John Hardin (99)	52	Sam Perez (16)	112
Mike Whitley (92)	52	Nick Petree (13)	111
Mike Godfrey (86)	51	Ross Detwiler (07)	110
<b>Dylan Coleman (17)</b>	<b>50</b>	Jarrod Mays (95)	107
<b>Coleman (16)-Whitley (94)</b>	<b>49</b>	<b>Coleman (17)-Rheinecker (01)</b>	<b>106</b>

Victories		Losses	
Matt Hall (15)	12	Pat Doyle (10)	9
Brad Ziegler (03)	12	Mike Kickham (10)	9
Tim Clubb (08)	11	Brett Sinkbeil (05)	9
Buddy Baumann (09)	11	Derek Drage (04)	7
Petree (12)-Mulholland (03)	10	Brad Ziegler (00)	7
Mays (95)-Wisser (86)	10	Jarrod Mays (96)	7
Petree (11)-Perez (15)	9	Jim Freie (84)	7
Garola (97)-Ziegler (01)	9	Gary Wilson (64)	7
Gibbs (87)-Lindauer (91)	9	Six players tied with	6
Watkins (69)-Anderson (80)	9		

Winning Percentage		Shutouts	
Sam Perez (16)	1.000	Paul Marsala (04)	3
Bryan Young (15)	1.000	Craig Sands (90)	3
Tim Clubb (08)	1.000	Greg Reed (88)	3
Chann Whiteside (90)	1.000	Steve Dunn (79)	3
Danny Harwell (83)	1.000	Ken Watkins (69)	3
Kirby Cannon (80)	1.000	12 players tied with	2
Jody Payne (78)	1.000		
Ken Watkins (69)	1.000		
Buddy Baumann (09)	.917		
Jarrod Mays (95)	.909		
Sam Perez (15)	.900		
Steve Anderson (80)	.900		

### Fielding

Putouts	
Justin Paulsen (15)	545
Jason Hart (97)	543
Justin Paulsen (17)	536
Jason Hart (96)	531
Justin Paulsen (16)	507
Ryan Howard (00)	504
Tim Rafferty (06)	503
Tony Piazza (03)	500
Luke Voit (12)	499
Steve Hacker (95)	497

Assists	
Joey Hawkins (15)	192
Joey Hawkins (14)	185
Evan Pratte (91)	184
Pat Kelly (88)	179
<b>Jeremy Eierman (17)</b>	<b>178</b>
Dan Firilit (00)	178
Brad Kennedy (96)	175
Chris Curry (97)	170
Travis McComack (13)	168
Dan Firilit (99)	166

Errors	
Brooks Colvin (01)	30
Dan Firrit (99)	27
Mike Collier (00)	24
Dan Firrit (00)	24
Lance Burkhardt (96)	24
Matt Gardner (01)	23
Brad Kennedy (96)	23
Rick Clarkston (84)	22
Five players tied with	21

Total Chances	
Jason Hart (97)	601
Justin Paulsen (17)	579
Jason Hart (96)	578
Justin Paulsen (15)	572
Luke Voit (12)	561
Ben Margalski (01)	557
Tony Piazza (02)	553
Ryan Howard (00)	553
Justin Paulsen (16)	550
Tony Piazza (03)	547

Double Plays	
Ryan Howard (99)	60
Steve Meyer (86)	58
Jason Hart (97)	53
Jim Calhoun (90)	52
Dan Firitt (99)	51
Ryan Howard (00)	48
Jason Hart (98)	48
Steve Hacker (95)	48
Matt Lawson (07)	47
Two players tied with	46

Fielding Average	
Aaron Conway (10)	1.000
Kyle Paul (07)	1.000
Dan'te Brinkley (02)	1.000
Micah Holst (99)	1.000
Chad Lakin (92)	1.000
Shawn Padgett (91)	1.000
Corby Fister (89)	1.000
Cory Krueger (89)	1.000
Jim Anderson (70)	1.000
Bill Helfrecht (68)	1.000

Saves	
Bryan Young (15)	16
Dan Kickham (11)	13
Shaun Marcum (03)	13
Bryan Young (16)	11
Tyler Burgess (12)	11
Chris Krawczyk (06)	9
Bryan Young (17)	8
Matt Frevert (08)	8
Grant Gordon (10)	7
Tony Floyd (88)	7

Statistical Minimums: Batting Average, Slugging Average and On Base Percentage based on minimum of one time at bat for each game played by team; Fielding Average based on minimum of 50 total chances; Earned Run Average based on minimum of one inning pitched per game played by team; Winning Percentage based on a minimum of six decisions.

# MISSOURI STATE BASEBALL

Game 19 | MISSOURI STATE BEARS (12-6) vs. MURRAY STATE RACERS (11-10) | March 21 | Springfield, Mo. | Hammons Field (8,000) | KBFL AM/FM | ESPN3

## MISSOURI STATE CAREER RECORDS

### Hitting

Games		At Bats		Runs	
Matt Gardner (99-02)	236	Matt Gardner (99-02)	972	Matt Gardner (99-02)	243
Greg Mathis (00-03)	232	Kevin Medrano (09-12)	895	Bill Mueller (90-93)	234
Chris Curry (95-98)	227	Greg Mathis (00-03)	873	Micah Holst (96-99)	217
Brooks Colvin (01-04)	224	Micah Holst (96-99)	865	Dant'e Brinkley (00-03)	188
Micah Holst (96-99)	223	Chris Curry (95-98)	843	Chris Curry (95-98)	188
Evan Pratte (88-91)	220	Brayden Drake (06-09)	817	Jason Hart (96-98)	183
Kevin Medrano (09-12)	217	Dant'e Brinkley (00-03)	813	Mark Garrett (79-82)	180
Dylan Becker (12-15)	216	Brooks Colvin (01-04)	806	Evan Pratte (88-91)	176
Bill Mueller (90-93)	216	Luke Voit (10-13)	776	Kevin Medrano (09-12)	170
Dant'e Brinkley (00-03)	215	Evan Pratte (88-91)	773	Matt Cepicky (97-99)	170
Hits		Singles		Doubles	
Matt Gardner (99-02)	316	Kevin Medrano (09-12)	241	Brayden Drake (06-09)	67
Kevin Medrano (09-12)	310	Bill Mueller (90-93)	222	Matt Gardner (99-02)	62
Bill Mueller (90-93)	289	Matt Gardner (99-02)	213	Chad Lakin (90-93)	59
Micah Holst (96-99)	284	Micah Holst (96-99)	200	Chris Curry (95-98)	57
Dant'e Brinkley (00-03)	279	Dant'e Brinkley (00-03)	190	Kevin Medrano (09-12)	54
Brayden Drake (06-09)	268	Evan Pratte (88-91)	190	Dant'e Brinkley (00-03)	54
Chris Curry (95-98)	266	Brooks Colvin (01-04)	188	Jon Gibbs (85-87)	52
Jason Hart (96-98)	263	Greg Mathis (00-03)	179	Steve Hacker (93-95)	50
Greg Mathis (00-03)	262	Chris Curry (95-98)	168	Spencer Johnson (13-16)	49
Evan Pratte (88-91)	259	Brayden Drake (06-09)	167	Brian Mahaffey (85-88)	49
Triples		Home Runs		Runs Batted-In	
Mark Garrett (79-82)	20	Jason Hart (96-98)	63	Jason Hart (96-98)	203
Dant'e Brinkley (00-03)	19	Nick Kays (97-00)	60	Nick Kays (97-00)	192
Aaron Conway (08-11)	16	Steve Hacker (93-95)	59	Steve Hacker (93-95)	184
Evan Pratte (88-91)	15	Matt Cepicky (97-99)	51	Ryan Howard (99-01)	183
Greg Mathis (00-03)	13	Ryan Howard (99-01)	50	Matt Cepicky (97-99)	183
Micah Holst (96-99)	13	Jake Burger (15-17)	47	Matt Gardner (99-02)	182
Jeremy Isenhower (01-02)	12	Brian Mahaffey (85-88)	42	Jake Burger (15-17)	179
Bill Mueller (90-93)	12	Ben Carlson (07-09)	38	Brayden Drake (06-09)	176
J.D. Warner (82-83)	12	Chris Curry (95-98)	37	Micah Holst (96-99)	175
Blakley (74-77)-Snider (76-79)	12	Matt Gardner (99-02)	36	Brian Mahaffey (85-88)	175
Game-Winning RBI		Batting Average		On-Base Percentage	
Steve Hacker (93-95)	23	J.D. Warner (82-83)	.426	Rick Clarkston (83-84)	.493
Matt Brewer (89-91)	22	Danny Iseminger (83-84)	.406	Danny Iseminger (83-84)	.492
Matt Gardner (99-02)	19	Rick Clarkston (84-85)	.405	Jeff Kaiser (87-88)	.489
Luke Voit (10-13)	18	Jeff Kaiser (87-88)	.402	Corby Fister (89-90)	.483
Matt Cepicky (97-99)	18	Rick Hardesty (82-83)	.384	Bill Mueller (90-93)	.481
Evan Pratte (88-91)	18	Larry Doss (86-87)	.380	J.D. Warner (82-83)	.469
Jake Burger (15-17)	17	Matt Cepicky (97-99)	.378	Dave Herbert (80-83)	.467
Chris Playter (05-09)	17	Jason Hart (96-98)	.377	Larry Goessling (77-78)	.466
Jason Hart (96-98)	17	Larry Goessling (77-78)	.377	Doug Bagby (72-73)	.462
Brian Mahaffey (85-88)	17	Bill Mueller (90-93)	.376	Terry Burke (79-80)	.460
Extra-Base Hits		Total Bases		Slugging Average	
Jason Hart (96-98)	116	Jason Hart (96-98)	506	Jason Hart (96-98)	.725
Steve Hacker (93-95)	110	Matt Gardner (99-02)	496	Steve Hacker (93-95)	.708
Matt Gardner (99-02)	103	Steve Hacker (93-95)	466	Matt Cepicky (97-99)	.706
Nick Kays (97-00)	102	Nick Kays (97-00)	460	Brian Mahaffey (85-87)	.688
Brayden Drake (06-09)	101	Micah Holst (96-99)	447	Ryan Howard (99-01)	.662
Jake Burger (15-17)	100	Matt Cepicky (97-99)	444	Mark Menemeier (77-78)	.662
Chris Curry (95-98)	98	Chris Curry (95-98)	442	Larry Goessling (77-78)	.660
Matt Cepicky (97-99)	97	Jake Burger (15-17)	440	Lance Burkhardt (96-97)	.655
Brian Mahaffey (85-88)	95	Brayden Drake (06-09)	431	Bob Blakley (74-77)	.653
Spencer Johnson (13-16)	91	Dant'e Brinkley (00-03)	419	Brad Kennedy (95-96)	.647
Walks		Strikeouts		Hit By Pitch	
Bill Mueller (90-93)	154	Nick Kays (97-00)	207	Ben Carlson (07-09)	41
Spencer Johnson (13-16)	133	Spencer Johnson (13-16)	179	Matt Gardner (99-02)	33
Eric Cheray (12-15)	129	Ryan Howard (99-01)	176	Micah Holst (96-99)	33
Dylan Becker (12-15)	124	Greg Mathis (00-03)	176	Aaron Conway (08-11)	31
Justin Paulsen (15-17)	118	Dant'e Brinkley (00-03)	172	Jeremy Isenhower (01-02)	30
Travis McComack (09-13)	116	Matt Gardner (99-02)	156	Tate Matheny (13-15)	29
J.J. Scerba (92-96)	104	Aaron Conway (08-11)	150	Brayden Drake (06-09)	28
Nolan Keane (05-08)	102	Jeff Sauer (92-95)	145	Jake Burger (15-17)	24
Chris Curry (95-98)	98	<b>Jeremy Eierman (16-pr.)</b>	<b>145</b>	Dan Kneeshaw (92-96)	24
Mark Garrett (79-82)	96	Travis McComack (09-13)	142	J.J. Scerba (92-96)	24
Stolen Bases		Sacrifice Hits		Sacrifice Flies	
Dant'e Brinkley (00-03)	69	Joey Hawkins (12-15)	62	Brooks Colvin (01-04)	17
Aaron Conway (08-11)	69	Kevin Medrano (09-12)	28	Greg Mathis (00-03)	16
Bill Mueller (90-93)	65	Eric Cheray (12-15)	25	Justin Paulsen (15-17)	15
Mark Garrett (79-82)	54	Travis McComack (09-13)	20	Evan Pratte (88-91)	14
Micah Holst (96-99)	52	Brooks Colvin (01-04)	20	Luke Voit (10-13)	13
Mike Ruble (84-88)	52	Dan Kneeshaw (92-96)	19	Dant'e Brinkley (00-03)	13
Bobby Narron (77-80)	49	Bill Mueller (90-93)	18	Brent Bartlett (89-90)	13
Jeff Sauer (92-94)	44	Evan Pratte (88-91)	18	Matt Gardner (99-02)	12
Greg Mathis (00-03)	43	Aaron Conway (08-11)	17	John Knott (92)	12
Four players tied with	41	Mike Royle (77-80)	17		

**Statistical Minimums:** Batting Average, Slugging Average and On Base Percentage based on minimum of 150 at bats in career; Fielding Average based on minimum of 150 total chances; Earned Run Average based on a minimum of 75.0 IP; Winning Percentage based on a minimum of 10 victories.

### Pitching

Games		Games Started	
Bryan Young (14-17)	88	Brad Ziegler (00-03)	49
Scott Geitz (95-98)	87	Jordan Knutson (14-17)	46
Zach Merciez (12-15)	84	John Hardin (96-00)	46
Grant Gordon (10-13)	82	Aaron Meade (08-10)	41
Sam Perez (13-16)	80	Nick Petree (11-13)	41
Pat Doyle (07-10)	73	Brett Sinkbeil (04-06)	40
Chris Krawczyk (03-06)	70	Jon Harris (13-15)	39
Jordan Knutson (14-17)	68	Jeff Gray (01-04)	39
Brad Ziegler (00-03)	66	Kirby Cannon (77-80)	39
<b>Fromson (16-pr.)-Jefferson (99-02)</b>	<b>64</b>	Cheray (13-16)-Clubb (07-09)	37
Complete Games		Innings Pitched	
Brad Ziegler (00-03)	18	Brad Ziegler (00-03)	365.0
Ken Watkins (67-70)	18	Nick Petree (11-13)	311.2
Kirby Cannon (77-80)	16	Jordan Knutson (14-17)	281.0
Dale Bowling (85-89)	15	Jeff Gray (01-04)	279.2
Wade Palmer (73-76)	15	Tim Clubb (07-09)	278.0
Gary Wilson (64-67)	15	John Hardin (96-00)	266.0
Jim Gibbs (85-87)	14	Jon Harris (13-15)	259.1
Mark Lopinot (70-71)	14	Scott Geitz (95-98)	258.2
Dick Jones (69-72)	14	Matt Hall (13-15)	244.0
Wisser (85-86)-Crain (89-91)	13	Jarrod Mays (94-96)	242.2
Hits Allowed		Runs Allowed	
Brad Ziegler (00-03)	371	John Hardin (96-00)	207
Jeff Gray (01-04)	297	Brad Ziegler (00-03)	205
Jordan Knutson (14-17)	289	Bryan Buschhorn (96-99)	184
Scott Geitz (95-98)	281	Scott Geitz (95-98)	183
Tim Clubb (07-09)	277	Jeff Gray (01-04)	175
John Hardin (96-00)	276	Pat Doyle (07-10)	157
Jarrod Mays (94-96)	266	Ben Walker (94-98)	154
Bryan Buschhorn (96-99)	259	Mike Whitley (92-95)	154
Nick Petree (11-13)	250	Jordan Knutson (14-17)	153
Pat Doyle (07-10)	243	Tim Clubb (07-09)	150
Earned Runs Allowed		Earned Run Average	
John Hardin (96-00)	169	Dick Jones (69-72)	1.55
Bryan Buschhorn (96-99)	154	Bryan Young (14-17)	1.69
Scott Geitz (96-98)	148	Nick Petree (11-13)	1.76
Brad Ziegler (00-03)	147	David Oatman (72-74)	1.91
Jordan Knutson (14-17)	136	Mike Hill (75-76)	2.49
Jeff Gray (01-04)	133	John Rheinecker (00-01)	2.50
Mike Whitley (92-95)	128	Ken Watkins (67-70)	2.51
Dustin Tignor (96-00)	122	Tyler Burgess (12-14)	2.65
Jarrod Mays (94-96)	121	Matt Hall (13-15)	2.66
Tim Clubb (07-09)	118	<b>Jake Fromson (16-pr.)</b>	<b>2.87</b>
Walks		Strikeouts	
Mike Whitley (92-95)	206	Brad Ziegler (00-03)	330
John Hardin (96-00)	191	Nick Petree (11-13)	306
Dave Dickensheet (79-82)	139	Matt Hall (13-15)	275
Steve Anderson (78-81)	128	Brett Sinkbeil (04-06)	256
Scott Geitz (95-98)	125	Jordan Knutson (14-17)	247
Bryan Buschhorn (96-99)	121	Jarrod Mays (94-96)	247
Darren Garrison (86-89)	119	Ross Detwiler (05-07)	244
<b>Dylan Coleman (16-pr.)</b>	<b>117</b>	Jon Harris (13-15)	243
Kirby Cannon (77-80)	115	Pierce Johnson (10-12)	227
Dirk Lindauer (90-91)	113	<b>Dylan Coleman (16-pr.)</b>	<b>227</b>
Victories		Losses	
Brad Ziegler (00-03)	32	Pat Doyle (07-10)	16
Nick Petree (11-13)	27	Dustin Tignor (96-00)	16
Kirby Cannon (77-80)	25	Gary Wilson (64-67)	16
Jeff Gray (01-04)	23	Grant Gordon (10-13)	14
Dave Dickensheet (79-82)	23	Brett Sinkbeil (04-06)	14
Tim Clubb (07-09)	21	Brad Ziegler (00-03)	14
Geitz (95-98)-Watkins (67-70)	21	John Hardin (96-00)	14
Sam Perez (13-16)	20	Pierce Johnson (10-12)	13
Garrison (86-89)-Mays (94-96)	20	Jeff Gray (01-04)	13
Palmer (73-76)-Anderson (78-81)	20	Whitley (92-95)-Mays (94-96)	13
Winning Percentage		Shutouts	
Sam Perez (13-16)	.909	Ken Watkins (67-70)	5
Greg Reed (87-88)	.909	Brett Sinkbeil (04-06)	3
Darren Garrison (86-88)	.870	Brad Ziegler (00-03)	3
Mike Hill (75-76)	.846	Paul Marsala (03-04)	3
Ken Watkins (67-70)	.840	Craig Sands (90-91)	3
Paul Crain (89-90)	.813	John Rheinecker (00-01)	3
Nick Petree (11-13)	.794	Greg Reed (87-88)	3
Cody Schumacher (12-14)	.789	Dave Dickensheet (79-82)	3
Kirby Cannon (77-80)	.781	Dunn (77-79)-Palmer (73-76)	3
Scott Geitz (95-98)	.778	Hill (75-76)-Lopinot (70-71)	3
Anderson (78-81)-Prince (82-85)	.769	Jones (69-72)-Wilson (64-67)	3
Fielding		Putouts	
Justin Paulsen (15-17)	1588	Justin Paulsen (15-17)	1588
Jason Hart (96-98)	1515	Jason Hart (96-98)	1515
Luke Voit (10-13)	1453	Luke Voit (10-13)	1453
Ryan Howard (99-01)	1409	Ryan Howard (99-01)	1409
Tim Rafferty (02-06)	1275	Tim Rafferty (02-06)	1275
Ron Snider (76-79)	1167	Ron Snider (76-79)	1167
J.J. Scerba (92-96)	1006	J.J. Scerba (92-96)	1006
Steve Hacker (93-95)	1001	Steve Hacker (93-95)	1001
Tony Piazza (02-03)	979	Tony Piazza (02-03)	979
Ben Margalski (00-01)	847	Ben Margalski (00-01)	847
Assists		Errors	
Chris Curry (95-98)	656	Brooks Colvin (01-04)	73
Evan Pratte (88-91)	580	Matt Gardner (99-02)	67
Travis McComack (09-13)	576	Brayden Drake (06-09)	65
Kevin Medrano (09-12)	568	Chris Curry (95-98)	56
Joey Hawkins (12-15)	521	Mike Royle (77-80)	55
Bill Mueller (90-93)	517	Bill Mueller (90-93)	54
Brooks Colvin (01-04)	479	Evan Pratte (88-91)	54
Eric Cheray (12-15)	473	Dan Firlit (99-00)	51
Matt Gardner (99-02)	472	Billy Bunton (80-83)	51
<b>Jeremy Eierman (16-pr.)</b>	<b>378</b>	Thomas (78-81)-McComack (09-13)	50
Total Chances		Double Plays	
Justin Paulsen (15-17)	1703	Ryan Howard (99-01)	151
Jason Hart (96-98)	1645	Jason Hart (96-98)	147
Luke Voit (10-13)	1637	Chris Curry (95-98)	141
Ryan Howard (99-01)	1546	Justin Paulsen (15-17)	122
Tim Rafferty (02-06)	1367	Evan Pratte (88-91)	121
Ron Snider (76-79)	1253	Kevin Medrano (09-12)	113
Chris Curry (95-98)	1187	Travis McComack (09-13)	111
J.J. Scerba (92-96)	1155	Matt Gardner (99-02)	107
Tony Piazza (02-03)	1100	Tim Rafferty (02-06)	105
Steve Hacker (93-95)	1074	Ron Snider (76-79)	95
Fielding Average		Saves	
Steve Seal (69-70)	.992	Bryan Young (14-17)	35
Tate Matheny (13-15)	.991	Shaun Marcum (02-03)	18
Kyle Paul (07-08)	.991	Matt Frevert (06-08)	15
Doug Bagby (72-73)	.991	Tyler Burgess (12-14)	14
Tony Piazza (02-03)	.990	Bob Zimmermann (01-03)	13
Paul Reinsch (82-83)	.990	Grant Gordon (10-13)	12
Steve Hacker (93-95)	.989	Dan Kickham (11)	11
Larry Goessling (77-78)	.989	Chris Krawczyk (03-06)	11
Fultz (14-16)-Castro (15-16)	.988	Matt Gilmer (94-97)	11
Ron Snider (76-79)	.988	Tony Floyd (87-88)	9
		Dave Dickensheet (79-82)	9

# MISSOURI STATE BASEBALL

Game 19 | MISSOURI STATE BEARS (12-6) vs. MURRAY STATE RACERS (11-10) | March 21 | Springfield, Mo. | Hammons Field (8,000) | KBFL AM/FM | ESPN3

## THE LAST TIME...

### A Missouri State Hitter Had...

8 at-bats in a game	Adam Pummill vs. UNC Greensboro, 2/25/06
3 at-bats in an inning	Ryan Howard, Nick Kays (both 3-for-3) vs. Evangel, 4/21/99
4 hits in a game	Drew Millas at ECU, 3/3/18
5+ hits in a game	(5) Jeremy Eierman at Arkansas, 5/17/16
5+ runs in a game	(5) Jake Burger vs. Western Illinois, 3/16/16
4 runs in a game	Jeremy Eierman vs. Seton Hall, 3/17/18
3+ doubles in a game	(3) Justin Paulsen at Evansville, 4/29/17
2+ triples in a game	(2) Eric Cheray vs. Northern Illinois, 2/21/14
A grand slam	Jake Burger vs. Southern Illinois, 5/25/17
A pinch hit home run	Sam Faith vs. Seton Hall, 3/17/18
An inside the park home run	Hunter Steinmetz vs. Western Illinois, 3/16/16
A pinch hit grand slam	Matt Dezort vs. Saint Louis, 4/1/14
Hit for the cycle	Matt Cepicky at Indiana State, 3/29/98
A hit from each side of the plate	Drew Millas vs. Oklahoma State, 3/7/18
A 10-15-game hit streak	(11) Jeremy Eierman, 3/3/18 to present
A 16-19-game hit streak	(19) Hunter Steinmetz, 3/5/16 to 4/2/16
A 20-24-game hit streak	(20) Aaron Meyer, 3/5/16 to 4/5/16
A 25-29-game hit streak	(29) Kevin Medrano, 3/23/10 to 5/14/10
A 30-game hit streak	(30) Brayden Drake, 4/27/08 to 3/29/09
10+ RBIs in a game	(11) John Knott vs. UNI, 5/2/92
9 RBIs in a game	Spencer Johnson vs. Kansas, 4/6/16
8 RBIs in a game	Brian Fuess vs. Bradley, 3/27/99
7 RBIs in a game	Brock Chaffin vs. Indiana State, 4/22/11
6 RBIs in a game	Blake Graham vs. Wichita State, 4/23/17
5 RBIs in a game	Jake Burger vs. Southern Illinois, 5/25/17
10+ total bases	(10) Jeremy Eierman at Saint Louis, 4/17/17
Reached safely 6 times	Joey Hawkins vs. Indiana State, 3/31/13
Hits in 5+ straight at-bats	(5) Drew Millas, 3/2/18 to 3/3/18
5 walks in a game	Lance Burkhart vs. Nevada, 2/14/97
4 walks in a game	Alex Jefferson at Evansville, 4/28/17
4 strikeouts in a game	Justin Paulsen at Illinois State, 4/24/15
5 strikeouts in a game	Tyler Ryun at UT Arlington, 2/26/10
Stole home	Dylan Becker at Abilene Christian, 2/28/14
3 stolen bases	Hunter Steinmetz vs. Western Illinois, 3/16/16
2 home runs in a game	Matt Brown and Ben Whetstone vs. Arkansas State, 3/9/18
3 home runs in a game	Spencer Johnson vs. Kansas, 4/6/16
Home runs in consecutive at-bats	Matt Brown and Ben Whetstone vs. Arkansas State, 3/9/18
Homered in 3 straight games	Jeremy Eierman, 3/3/17 to 3/5/17
Homered in 5 straight games	Brayden Drake, 5/5/09 to 5/14/09
2 hits in an inning	Jeremy Eierman vs. Illinois State, 5/20/16
Hit by 3 pitches in a game	Brayden Drake vs. Middle Tennessee, 5/11/08
Hit by 2 pitches in a game	Logan Geha at Minnesota, 3/12/17
Led off the game with a home run	Hunter Steinmetz at TCU, 6/11/17
A walk-off home run	Jeremy Eierman vs. Oklahoma State, 6/2/17
A walk-off grand slam	Dylan Becker vs. Bradley, 4/20/13
A grand slam by a freshman	Jeremy Eierman vs. Central Michigan, 4/1/16
Consecutive multi-HR games	Ryan Howard, 2/23/00 and 2/27/00

### A Missouri State Pitcher Had...

Pitched over 9 innings	(9.1) Clay Murphy vs. Dallas Baptist, 5/20/14
A complete game (9)	Doug Still at New Mexico, 4/15/17
A complete game (7)	Dylan Coleman vs. Bradley, 4/1/17
A complete game as a freshman	Tim Clubb at Arkansas State, 3/20/07
Consecutive complete games (9)	Pierce Johnson, 3/15/12 and 3/23/12
3 straight complete games	Paul Marsala (4), 3/27/04 to 4/17/04
Pitched 5.0-6.2 innings of relief	(5.1) Nate Witherspoon at Saint Louis, 4/17/17
Pitched 7.0-8.2 innings of relief	(7.1) Sam Perez at Indiana State, 5/27/16
Pitched 9+ innings of relief	(10.0) J.C. Casey at Creighton, 5/27/11
A shutout (9)	Doug Still at New Mexico, 4/15/17
A shutout (7)	Chris Krawczyk vs. Illinois State, 5/15/05
A combined shutout (9)	Doug Still (4.1), Jake Fromson (3.2) and Jake Lochner (1.0) vs. Central Arkansas, 3/5/17
A shutout as a freshman	Tim Clubb at Arkansas State, 3/20/07
3+ hit batsmen in a game	(3) Connor Sechler at Central Arkansas, 2/25/18
2+ pickoffs in a game	(2) Tyler McAlister vs. Texas Southern, 2/18/18
10+ strikeouts in a game	(13) Dylan Coleman at Central Arkansas, 2/25/18
15+ strikeouts in a game	(15) Matt Hall vs. Wichita State, 5/2/15
6+ walks in a game	(6) Dylan Coleman vs. Illinois State, 5/19/16
A 15-19 inning scoreless streak	(16.1) Jake Fromson, 2/17/17 to 3/10/17
A 20+ inning scoreless streak	(22.2) Sam Perez, 5/17/16 to 5/28/16
Retired 15+ consecutive batters	(15) Austin Knight vs. Missouri, 4/25/17
Retired 20+ consecutive batters	(20) Matt Hall vs. Wichita State, 5/5/13
A two-hitter	Jordan Knutson (8.0) and Jake Fromson (1.0) vs. DBU, 4/7/17

A one-hitter	Matt Hall (9.0) at Arkansas, 6/6/15
A combined one-hitter	Dylan Coleman (7.0), Jake Fromson (1.0) and Bryan Young (1.0) vs. Indiana State, 5/13/17
A no-hitter	Mike Whitley (7) vs. Southeast Missouri, 5/4/94
A combined no-hitter	Scott Buchheit, Darrell Maus, Matt Brewer, Terry Menown vs. Lincoln, 3/14/89

### Missouri State...

Scored 30+ runs	(30) vs. Evangel, 4/21/99
Scored 25-29 runs	(25) vs. Southwest Baptist, 4/4/00
Scored 20-24 runs	(21) at Indiana State, 5/4/08
Scored 15-19 runs	(16) vs. Missouri, 4/12/16
Scored 10+ runs in an inning	(10) 5th vs. Bradley, 4/1/17
Scored 9 runs in an inning	4th at Arkansas State, 4/15/09
Scored 8 runs in an inning	7th vs. Southern Illinois, 5/25/17
Scored 7 runs in an inning	4th at Evansville, 4/28/17
Had 30+ hits	(32) vs. Evangel, 4/21/99
Had 25-29 hits	(26) vs. Indiana State, 5/14/98
Had 20-24 hits	(22) vs. Bradley, 5/24/12
Had 6+ doubles	(6) at Evansville, 4/10/10
Had 4+ triples	(4) vs. Illinois State, 5/20/16
Stole 6+ bases	(6) vs. Indiana State, 5/12/17
Stole 4 bases in an inning	3rd vs. Missouri, 5/3/11
Was hit by 6+ pitches	(7) vs. DBU, 2/25/11
Drew three consecutive HBP	vs. DBU, 2/25/11
Had 4+ sacrifice bunts	(5) at Southern Illinois, 5/10/15
Did not strike out	at Kansas State, 3/14/15
Hit into a triple play	vs. Indiana State, 5/15/09
Hit 7+ home runs	(7) vs. Middle Tennessee, 3/15/02
Hit 6 home runs	vs. Oral Roberts, 4/4/10
Hit 5 home runs	vs. UNI, 3/26/00
Hit 4 home runs	vs. Arkansas State, 3/9/18
Hit 2 grand slams in a game	vs. Arkansas State, 3/22/16
Walked 10+ times	(14) vs. Southeast Missouri, 3/20/18
Was shut out	at Central Arkansas (1-0), 2/25/18
Was shut out at home	vs. Illinois State (1-0), 5/24/17
Was shut out in consecutive games	vs. Oklahoma State, 3/18/14; at Wichita State, 3/21/14
Shut out back-to-back opponents	at Arkansas State, 3/1/17; vs. Central Arkansas, 3/3/17
Struck out 10+ batters	(11) vs. Oral Roberts, 3/13/18
Struck out 10+ times	(12) vs. Southeast Missouri, 3/20/18
Was held to two or fewer hits	(1) vs. Saint Joseph's, 3/2/18
Hit back-to-back home runs	Justin Paulsen and Jake Burger vs. Wichita State, 5/26/17
Hit three straight home runs	Dan Firlit, Ryan Howard, Mike Collier vs. Arkansas Tech, 2/23/00
Turned 4+ double plays	(4) at Texas Tech, 2/19/12
Committed 6+ errors	(6) at Sam Houston State, 2/28/09
Swept a doubleheader	vs. Wichita State, 4/23/17
Lost both games of a doubleheader	at Indiana State, 4/29/16

### A Missouri State Opponent...

Scored 25+ runs	(25) Rice, 5/25/97
Scored 20-24 runs	(20) Georgia Tech, 2/20/10
Scored 15-19 runs	(17) Missouri, 4/26/16
Threw a complete-game one-hitter	Chris Razo, Illinois State, 4/5/13
Threw a complete-game no-hitter	Vince Serafini, Evansville, 5/13/00
Hit 3 home runs	Dylan Brown, Oklahoma State, 3/11/08
Hit 2 home runs	Korbin Williams, Evansville, 4/29/17
Hit back-to-back home runs	Trooper Reynolds and Chane Lynch, DBU, 4/2/15
Hit a leadoff home run	Matt Hoeg, Iowa, 3/14/18
Hit a walk-off home run	Steffan Guest, UT Arlington, 2/27/10
Hit a grand slam	Collin Braithwaite, Illinois State, 5/19/17
Had 4 hits in a game	Garrett Bengel, Oklahoma State, 6/2/17
Had 5+ hits in a game	(5) Jared Mang, New Mexico, 4/13/17
Had 5 RBIs	Collin Braithwaite, Illinois State, 5/19/17
Had 6+ RBIs	(6) Zach Lavy, Missouri, 4/26/16
Had 4+ stolen bases in a game	(4) Michael Faulkner, Arkansas State, 4/4/12
Scored 10+ runs in an inning	Middle Tennessee (10 in 8th), 2/20/09
Scored 9 runs in an inning	Georgia Tech (4th), 2/20/10
Scored 8 runs in an inning	Northern Illinois (9th), 2/21/14
Scored 7 runs in an inning	DBU (1st), 5/23/14
Had 25-29 hits	(25) Rice, 5/25/97
Had 20-24 hits	(23) Nebraska, 2/20/11
Threw a complete game	(9.0) Cody Tyler, Wichita State, 4/15/16
Struck out 10+ batters	(12) Chad Whitmer, Southern Illinois, 5/5/17

# MISSOURI STATE BASEBALL

Game 19 | MISSOURI STATE BEARS (12-6) vs. MURRAY STATE RACERS (11-10) | March 21 | Springfield, Mo. | Hammons Field (8,000) | KBFL AM/FM | ESPN3



## KEITH GUTTIN

### Head Coach

36th Season  
Alma mater: UMSL (1978)

One of the most successful baseball coaches in Missouri Valley Conference history, **Keith Guttin** began his MSU head coaching career in 1983, and has spent the past 35 seasons building the Bears into one of the top programs in the country. Under Guttin, the Bears have won 61 percent of their games, averaging 35 victories a year and racking up 11 different 40-win seasons.

Guttin, who will enter the 2018 season sixth among active Division I head coaches in career victories, has been a part of the MSU baseball program as a player, assistant coach and head coach for 40 of the program's 54 years. He took the helm of Bears baseball at the start of the 1983 season, coinciding with the move of Missouri State athletics to Division I status. He inherited the reins of the program from its only previous head baseball coach, former Missouri State Director of Athletics Bill Rowe. Guttin ultimately helped stretch MSU's string of consecutive winning seasons to 32 in a row, easily the longest of any Missouri State athletics team. His 1,231 career wins are the most recorded by any head coach in the 110-year history of Missouri State athletics, and the Bears have finished in the top half of the conference race in all but four of his 35 seasons.

During Guttin's tenure, 121 Bears have signed professional contracts, including six first-round draft picks and 17 players who have advanced to the Major Leagues. Additionally, MSU has won 17 regular-season or conference tournament championships and made 10 NCAA Division I Tournament appearances, including nine in the last two decades.

In 2003, Guttin led the Bears to the NCAA Division I College World Series for the first time in school history, marking the only trip to Omaha by a Division I team from the state of Missouri since 1965. He has been a conference coach of the year 11 times and was selected as the American Baseball Coaches Association Division I Midwest Region Coach of the Year in both 1997 and 2003.

Guttin's pupils have produced results off the diamond as well. Missouri State baseball players have been recognized on the Valley's all-academic team 62 times since the inception of the honor in 1992. Additionally, seven Bears have garnered academic All-America honors on 12 different occasions under Guttin, including three-time selection Brian Mahaffey.

Missouri State is coming off its second NCAA Super Regional appearance and MVC regular-season title in three seasons. The Bears won their first 18 Valley games en route to the title, then captured their third overall NCAA Regional crown by knocking off Arkansas in the deciding game of the Fayetteville Regional. MSU saw its storybook season come to an end at the Fort Worth Super Regional, as TCU secured a fourth straight trip to Omaha with a two-game sweep of Guttin's Bears. Consensus All-America picks Jake Burger and Jeremy Eierman led a potent Bears lineup that paved the way to a 43-20 campaign, while Valley pitcher of the year Jake Fromson led a star-studded pitching staff and garnered All-America recognition of his own.

The 2015 season will go down as one of the more memorable campaigns for Guttin, who was inducted into both the Missouri Sports Hall of Fame and Springfield Area Sports Hall of Fame during the year. He also surpassed the 1,100 career victory mark early in MSU's record-setting season en route to earning his fifth MVC Coach of the Year nod. Under Guttin's guidance, the 2015 Bears set a program record with 49 victories and were ranked as high as No. 6 (*Baseball America*) in the nation while capturing the Valley's regular-season and postseason tournament titles. MSU went on to earn its ninth NCAA Division I postseason berth, sweeping the Springfield Regional at Hammons Field to advance to its second Super Regional appearance, where the Bears came up just one win shy of punching their ticket to the College World Series.

In 2001, Guttin led the Bears to their first-ever MVC regular-season championship and, in the process, dethroned perennial league powerhouse Wichita State. The Shockers had previously won outright or shared the Valley regular season crown in the previous 14 years, but the Bears posted a 22-10 record in 2001 and beat WSU by one game in the final league standings.

While the accomplishments of Guttin's teams on the field speak volumes about the success of his program, another dream came true in April 2004 when the Bears opened a sparkling 8,000-seat stadium just four blocks north of the Missouri State campus. The Bears finished the year ninth among NCAA Division I teams in attendance, playing only a portion of their home schedule at Hammons Field.

It was merely a coincidence that the crown jewel of the Missouri State baseball program came one year after the Bears exploded onto the national college baseball radar in the College World Series. But both events show the growth of college baseball in the Ozarks and the amount of community and administrative support the program had received in the last several years. With the continued support of the MSU community, Guttin has led the Bears' efforts in numerous charitable endeavors, including the program's annual Price Cutter Celebrity Golf Classic, proceeds from which have been committed to Champion Athletes of the Ozarks in each of the last 20 years. MSU's popular First Pitch and Reunion Night has also been a positive force for both the Bears and a variety of local charitable organizations. The preseason kickoff event has benefitted entities such as the Miracle League Ball Field, Care to Learn, Boys and Girls Clubs and the Wounded Warrior Project.

The Bears have finished lower than third in the league standings just nine times since Guttin took over. Guttin directed Missouri State to six straight league titles in Mid-Continent play from 1984 through 1989. He has given MSU its first three Valley postseason tournament championships in 1996, 1997 and 2015. He was voted the MVC Coach of the Year in 1993, 2001, 2003, 2008, 2015 and 2017 and was selected the American Baseball Coaches Association Division I Midwest Region Coach of the Year in 1997 and 2003.

Guttin had two notable seasons as the Missouri State second baseman, coming from Mineral Area College. He earned MIAA all-conference honorable mention in 1977 as the Bears made their first NCAA Division II tournament appearance in seven years.

A University City native, Guttin finished his undergraduate degree at the University of Missouri-St. Louis in 1978, and earned his master's degree in 1984 at Truman State. He and his wife, Marianne, have three daughters; Lauren, Lindsey and Samantha.

## GUTTIN'S COACHING RECORD

Year	Team	W-L	Pct.	Conf.	Pct.
1983	Missouri State	32-11	.744	---	---
1984	Missouri State	35-22	.614	---	---
1985	Missouri State	24-16	.600	5-3	.625
1986	Missouri State	47-14	.770	11-1	.917
1987	Missouri State	38-14	.731	7-3	.700
1988	Missouri State	41-17	.707	12-0	1.000
1989	Missouri State	41-10	.804	8-2	.800
1990	Missouri State	42-15	.737	11-0	1.000
1991	Missouri State	40-22	.645	14-10	.583
1992	Missouri State	31-23	.574	10-11	.476
1993	Missouri State	32-23	.582	14-6	.700
1994	Missouri State	31-23	.574	13-7	.650
1995	Missouri State	37-21	.638	18-13	.581
1996	Missouri State	32-25	.561	18-11	.621
1997	Missouri State	35-25	.583	16-10	.625
1998	Missouri State	32-21	.604	19-13	.594
1999	Missouri State	38-19	.667	18-11	.621
2000	Missouri State	24-33	.421	15-17	.468
2001	Missouri State	36-22	.621	22-10	.688
2002	Missouri State	43-21	.672	19-13	.594
2003	Missouri State	40-26	.606	19-11	.633
2004	Missouri State	31-28	.525	19-12	.613
2005	Missouri State	26-29	.473	10-14	.417
2006	Missouri State	33-22	.600	15-8	.652
2007	Missouri State	23-34	.404	7-17	.292
2008	Missouri State	40-17	.702	18-6	.750
2009	Missouri State	34-20	.630	17-5	.773
2010	Missouri State	21-34	.382	6-15	.286
2011	Missouri State	33-23	.589	11-9	.550
2012	Missouri State	40-22	.645	13-7	.650
2013	Missouri State	31-23	.574	12-9	.571
2014	Missouri State	26-31	.456	9-12	.429
2015	Missouri State	49-12	.803	18-3	.857
2017	Missouri State	43-20	.683	18-1	.947
2018	Missouri State	12-6	.667	0-0	.000
Totals		1,231-765	.617	391-273	.589

## GUTTIN'S MILESTONE VICTORIES

Win	Date	Result (Site)
1	3/5/83	MSU 8, Indiana State 2 (Meador Park)
100	3/11/86	MSU 7, Jacksonville 5 (Jacksonville, Fla.)
200	4/16/88	MSU 4, Eastern Illinois 2 (Charleston, Ill.)
300	5/13/90	MSU 9, Eastern Illinois 2 (Chicago, Ill.)
*395	5/1/93	MSU 9, UNI 2 (Meador Park)
400	5/9/93	MSU 7, Wichita State 6 (Meador Park)
500	5/17/96	MSU 8, Wichita State 7 (Wichita, Kan.)
600	4/24/99	MSU 13, UNI 7 (Meador Park)
700	5/4/02	MSU 5, Wichita State 1 (Wichita, Kan.)
800	5/11/05	MSU 15, Kansas 6 (Hammons Field)
900	5/11/08	MSU 7, Middle Tennessee 6 (Hammons Field)
1,000	3/3/12	MSU 3, Northwestern State 2 (Natchitoches, La.)
1,100	3/17/15	MSU 10, Little Rock 3 (Hammons Field)
1,200	4/18/17	MSU 5, Missouri 3 (Columbia, Mo.)

\*Surpassed Bill Rowe for the all-time MSU record for coaching victories

## GUTTIN'S CAREER HIGHLIGHTS

Nine regular-season conference titles  
(1986, 1988, 1989, 1990, 2001, 2003, 2009, 2015, 2017)

Nine conference tournament championships  
(1984, 1985, 1986, 1987, 1988, 1989, 1996, 1997, 2015)

Ten NCAA Regional berths  
(1987, 1995, 1996, 1997, 1999, 2002, 2003, 2012, 2015, 2017)

Three NCAA Super Regional berths  
(2003, 2015, 2017)

2003 College World Series berth

Mentored 29 All-Americans as head coach

Coached 116 professional signees, including 17 Major Leaguers  
-Ryan Howard - 2005 NL Rookie of the Year and 2006 NL MVP  
-Bill Mueller - 2003 AL Batting Champion

Coached 88 first-team all-conference selections, eight league players of the year and seven league pitchers of the year

Six-time Mid-Continent Conference Coach of the Year  
(1984-89)

Six-time Missouri Valley Conference Coach of the Year  
(1993, 2001, 2003, 2008, 2015, 2017)

Two-time ABCA/NCAA Regional Coach of the Year

# MISSOURI STATE BASEBALL

Game 19 | MISSOURI STATE BEARS (12-6) vs. MURRAY STATE RACERS (11-10) | March 21 | Springfield, Mo. | Hammons Field (8,000) | KBFL AM/FM | ESPN3

## ALPHABETICAL ROSTER

No.	Player	Yr.	Pos.	B-T	Ht.	Wt.	Hometown (Previous School)
41	Michael Briggs	So.	C	R-R	6-2	225	Lee's Summit, Mo. (Archbishop O'Hara HS)
18	Matt Brown	Sr.	IF	R-R	6-2	220	St. Louis, Mo. (St. John Vianney HS/Jefferson College)
36	Ty Buckner	Fr.	RHP	R-R	6-1	190	St. Louis, Mo. (Ladue Horton Watkins HS)
10	Dylan Coleman	Jr.	RHP	R-R	6-6	240	Potosi, Mo. (Potosi HS)
43	Mason Dickemann	Fr.	RHP	R-R	6-3	170	Ozark, Mo. (Springfield Catholic HS)
23	Jack Duffy	So.	OF	L-R	5-10	190	Kansas City, Mo. (Staley HS)
11	Jeremy Eierman	Jr.	IF	R-R	6-1	205	Warsaw, Mo. (Warsaw HS)
26	Sam Faith	Fr.	IF	B-R	6-3	195	St. Charles, Ill. (St. Charles North HS)
17	Jordan Fitzpatrick	Fr.	IF/OF	L-R	6-0	185	Rogersville, Mo. (Logan-Rogersville HS)
16	Jake Fromson	Sr.	RHP	R-R	5-11	200	Lee's Summit, Mo. (Lee's Summit HS/Kansas State University)
4	Logan Geha	So.	C	R-R	5-11	190	Lee's Summit, Mo. (Lee's Summit West HS)
40	Zach Gibbs	Fr.	RHP	R-R	6-1	190	Wentzville, Mo. (Holt HS)
25	Jake Hausmann	Fr.	RHP	R-R	6-6	225	St. Charles, Mo. (CBC HS)
29	Austin Knight	Sr.	RHP	R-R	6-3	215	Lebanon, Mo. (Lebanon HS)
21	Jake Lochner	Jr.	LHP	L-L	5-11	200	Sullivan, Mo. (Sullivan HS)
19	Tyler McAlister	So.	RHP	R-R	6-5	195	Waterloo, Ill. (Waterloo HS)
12	Max McGuire	Fr.	C	R-R	6-3	220	Lincoln, Neb. (Southwest HS)
8	Robbie Merced	Fr.	IF	R-R	6-1	170	Springfield, Mo. (Kickapoo HS)
24	Drew Millas	So.	C	B-R	6-2	205	Swansea, Ill. (Belleville East HS)
50	Alex Moore	So.	RHP	R-R	6-7	245	Mountain Grove, Mo. (Mountain Grove HS)
32	John Privitera	So.	IF	L-R	5-8	170	Lee's Summit, Mo. (Lee's Summit West HS)
31	Landan Ruff	Sr.	OF	R-R	6-2	215	Springfield, Mo. (Parkview HS)
33	Matt Russell	Fr.	RHP	R-R	6-2	190	Kansas City, Mo. (Staley HS)
13	Davis Schwab	Jr.	LHP	L-L	6-4	215	Overland Park, Kan. (Blue Valley West HS/Johnson County CC)
14	Connor Sechler	Fr.	RHP	R-R	6-3	180	Bolivar, Mo. (Bolivar HS)
5	Ryan Skalnik	Sr.	IF	R-R	6-1	195	Owasso, Okla. (Verdigris HS/Northwest Mississippi CC)
7	Hunter Steinmetz	Jr.	OF	L-L	5-9	185	Springfield, Mo. (Parkview HS)
45	Ben Whetstone	So.	IF	L-R	6-6	240	Overland Park, Kan. (Rockhurst HS)
35	Logan Wiley	So.	RHP	R-R	6-0	170	Springfield, Mo. (Kickapoo HS/Kansas State University)
27	Nate Witherspoon	So.	LHP	L-L	6-4	210	Eureka, Mo. (Eureka HS)
44	Dennis Yingling	Fr.	LHP	L-L	6-1	205	St. Louis, Mo. (Lindbergh HS)
1	Brooks Zimmerman	Jr.	OF/IF	R-R	6-2	210	Stillwater, Okla. (Stillwater HS/Cowley Co. CC)

**Head Coach:** Keith Guttin

**Assistant Coaches:** Paul Evans, Matt Lawson

**Volunteer Assistant Coach:** Joe Lincoln

**Graduate Managers:** Matt Fultz, Alex Jefferson, Geoff Jimenez

**Student Assistant:** Aaron Meyer

**Director of Operations:** Tyler Jeske

**Athletic Trainer:** Jim Penkalski

## ROSTER BREAKDOWN

**Seniors (5):** Matt Brown, Jake Fromson, Austin Knight, Landan Ruff, Ryan Skalnik.

**Juniors (6):** Dylan Coleman, Jeremy Eierman, Jake Lochner, Davis Schwab, Hunter Steinmetz, Brooks Zimmerman.

**Sophomores (10):** Michael Briggs, Jack Duffy, Logan Geha, Tyler McAlister, Drew Millas, Alex Moore, John Privitera, Ben Whetstone, Logan Wiley, Nate Witherspoon.

**Freshmen (11):** Ty Buckner, Mason Dickemann, Sam Faith, Jordan Fitzpatrick, Zach Gibbs, Jake Hausmann, Max McGuire, Robbie Merced, Matt Russell, Connor Sechler, Dennis Yingling.

**Infielders (8):** Matt Brown, Jeremy Eierman, Sam Faith, Jordan Fitzpatrick, Robbie Merced, John Privitera, Ryan Skalnik, Ben Whetstone.

**Outfielders (4):** Jack Duffy, Landan Ruff, Hunter Steinmetz, Brooks Zimmerman.

**Catchers (4):** Michael Briggs, Logan Geha, Max McGuire, Drew Millas.

**Pitchers (16):** Ty Buckner, Dylan Coleman, Mason Dickemann, Jake Fromson, Zach Gibbs, Jake Hausmann, Austin Knight, Jake Lochner, Tyler McAlister, Alex Moore, Matt Russell, Davis Schwab, Connor Sechler, Logan Wiley, Nate Witherspoon, Dennis Yingling.

## NUMERICAL ROSTER

No.	Player	Pos.
1	Brooks Zimmerman	OF/IF
4	Logan Geha	C
5	Ryan Skalnik	IF
7	Hunter Steinmetz	OF
8	Robbie Merced	IF
10	Dylan Coleman	RHP
11	Jeremy Eierman	IF
12	Max McGuire	C
13	Davis Schwab	LHP
14	Connor Sechler	RHP
16	Jake Fromson	RHP
17	Jordan Fitzpatrick	IF/OF
18	Matt Brown	IF
19	Tyler McAlister	RHP
21	Jake Lochner	LHP
23	Jack Duffy	OF
24	Drew Millas	C
25	Jake Hausmann	RHP
26	Sam Faith	IF
27	Nate Witherspoon	LHP
29	Austin Knight	RHP
31	Landan Ruff	OF
32	John Privitera	IF
33	Matt Russell	RHP
35	Logan Wiley	RHP
36	Ty Buckner	RHP
40	Zach Gibbs	RHP
41	Michael Briggs	C
43	Mason Dickemann	RHP
44	Dennis Yingling	LHP
45	Ben Whetstone	IF
50	Alex Moore	RHP

**Head Coach**

2.....Keith Guttin

**Assistant Coaches**

3.....Matt Lawson (3rd base)

28.....Paul Evans

**Volunteer Assistant Coach**

38.....Joe Lincoln

**Student Assistant**

34.....Aaron Meyer (1st base)

**Graduate Managers**

Matt Fultz

Alex Jefferson

Geoff Jimenez

**Director of Operations**

Tyler Jeske

**Athletic Trainer**

Jim Penkalski


## PRONUNCIATION GUIDE

Mason Dickemann	DICK • mun
Jeremy Eierman	IRE • mun
Jake Fromson	FRAWM • sin
Logan Geha	GEE • uh
Keith Guttin	rhymes with 'button'
Jake Hausmann	HOUSE • mun
Jake Lochner	LOCK • nur
Robbie Merced	mur • SAID
John Privitera	pri (long 'i') • vuh • TEER • uh
Connor Sechler	SECK • lur
Hunter Steinmetz	STINE • mets
Ben Whetstone	WET • stone
Dennis Yingling	YENG • ling

# MISSOURI STATE BASEBALL

Game 19 | MISSOURI STATE BEARS (12-6) vs. MURRAY STATE RACERS (11-10) | March 21 | Springfield, Mo. | Hammons Field (8,000) | KBFL AM/FM | ESPN3

## TV/RADIO ROSTER



**1 Brooks Zimmerman**  
OF/IF - Jr. - R/R  
Stillwater, Okla.



**4 Logan Gohs**  
C - So. - R/R  
Lee's Summit, Mo.



**5 Ryan Skalnik**  
IF - Jr. - R/R  
Owasso, Okla.



**7 Hunter Steinmetz**  
OF - Jr. - L/L  
Springfield, Mo.



**8 Robbie Morced**  
IF - Fr. - R/R  
Springfield, Mo.



**10 Dylan Coleman**  
RHP - Jr. - R/R  
Potosi, Mo.



**11 Jeremy Elormann**  
IF - So. - R/R  
Warsaw, Mo.



**12 Max McGuire**  
C - Fr. - R/R  
Lincoln, Neb.




**13 Davis Schwab**  
LHP - Jr. - L/L  
Overland Park, Kan.



**14 Connor Sechler**  
RHP - Fr. - R/R  
Bolivar, Mo.



**16 Jake Fromson**  
RHP - Sr. - R/R  
Lee's Summit, Mo.



**17 Jordan Fitzpatrick**  
IF - Fr. - L/R  
Rogersville, Mo.




**18 Matt Brown**  
IF - Sr. - R/R  
St. Louis, Mo.




**19 Tyler McAllister**  
RHP - So. - R/R  
Waterloo, Ill.



**21 Jake Lochner**  
LHP - Jr. - L/L  
Sullivan, Mo.




**23 Jack Duffy**  
OF - So. - L/R  
Kansas City, Mo.



**24 Drew Millas**  
C - So. - S/R  
Swansea, Ill.



**25 Jake Hausmann**  
RHP - Fr. - R/R  
St. Charles, Mo.



**26 Sam Faith**  
IF - Fr. - S/R  
St. Charles, Ill.



**27 Nate Witherspoon**  
LHP - So. - L/L  
Eureka, Mo.



**29 Austin Knight**  
RHP - Sr. - R/R  
Lebanon, Mo.



**31 Landon Ruff**  
OF - Sr. - R/R  
Springfield, Mo.



**32 John Privitera**  
IF - So. - L/R  
Lee's Summit, Mo.



**33 Matt Russell**  
RHP - Fr. - R/R  
Kansas City, Mo.



**35 Logan Wiley**  
RHP - So. - R/R  
Springfield, Mo.



**36 Ty Buckner**  
RHP - Fr. - R/R  
St. Louis, Mo.



**40 Zach Gibbs**  
RHP - Fr. - R/R  
Wentzville, Mo.




**41 Michael Briggs**  
C - So. - R/R  
Lee's Summit, Mo.



**43 Mason Dickmann**  
RHP - Fr. - R/R  
Ozark, Mo.



**44 Dennis Yingling**  
LHP - Fr. - L/L  
St. Louis, Mo.



**45 Ben Whetstone**  
IF - So. - L/R  
Overland Park, Kan.



**50 Alex Moore**  
RHP - So. - R/R  
Mountain Grove, Mo.



**2 Keith Cuttin**  
Head Coach



**3 Matt Lawson**  
Assistant Coach



**28 Paul Evans**  
Assistant Coach



**38 Joe Lincoln**  
Volunteer  
Assistant Coach