

MISSOURI STATE

2003 NCAA College World Series • 10 NCAA Regional Appearances • 38 All-Americans • 19 Major Leaguers

Eric Doennig, MSU Athletics Communications (Primary Contact) | O: (417) 836-4586 | C: (417) 827-5327 | EricDoennig@MissouriState.edu | MissouriStateBears.com | @MSUBearBaseball | MissouriStBears

2018 SCHEDULE

February (4-2)

16	vs. Texas Southern [§]	W, 8-2
16	at Lamar [§]	W, 11-2
17	vs. Lamar [§]	L, 0-8
18	vs. Texas Southern [§]	W, 6-5
25	at Central Arkansas	L, 0-1 (10)
25	at Central Arkansas	W, 5-2
27	at Oral Roberts	PPD

March (4-3)

2	vs. St. Joseph's [®]	L, 3-6
3	at (24) ECU [®]	W, 7-4
4	vs. Pepperdine [®]	W, 8-7
7	OKLAHOMA STATE	L, 8-10
9	ARKANSAS STATE	W, 12-4
10	ARKANSAS STATE	L, 1-4
11	ARKANSAS STATE	W, 5-4
13	ORAL ROBERTS	3:00 p.m.
14	vs. Iowa ⁺	4:00 p.m.
17	vs. Seton Hall [®]	1:00 p.m.
17	at Oklahoma State	6:00 p.m.
20	SOUTHEAST MISSOURI STATE	3:00 p.m.
21	MURRAY STATE	3:00 p.m.
23	CSUN	3:00 p.m.
24	CSUN	2:00 p.m.
25	CSUN	12:00 p.m.
27	at Kansas	6:05 p.m.
30	at Indiana State [*]	5:30 p.m.
31	at Indiana State [*]	1:00 p.m.

April

1	at Indiana State [*]	12:00 p.m.
3	vs. Missouri [§]	6:30 p.m.
6	EVANSVILLE [*]	6:30 p.m.
7	EVANSVILLE [*]	2:00 p.m.
8	EVANSVILLE [*]	1:00 p.m.
10	MISSOURI	6:30 p.m.
13	OREGON STATE (DH)	11:00 a.m.
14	OREGON STATE	6:30 p.m.
17	at Arkansas	6:35 p.m.
20	ILLINOIS STATE [*]	6:30 p.m.
21	ILLINOIS STATE [*]	2:00 p.m.
22	ILLINOIS STATE [*]	1:00 p.m.
24	at Missouri	7:30 p.m.
27	at Bradley [*]	6:00 p.m.
28	at Bradley [*]	2:00 p.m.
29	at Bradley [*]	1:00 p.m.

May

2	KANSAS	6:30 p.m.
4	at Valparaiso [*]	3:00 p.m.
5	at Valparaiso [*]	1:00 p.m.
6	at Valparaiso [*]	1:00 p.m.
11	SOUTHERN ILLINOIS [*]	6:30 p.m.
12	SOUTHERN ILLINOIS [*]	2:00 p.m.
13	SOUTHERN ILLINOIS [*]	1:00 p.m.
17	at DBU [*]	6:30 p.m.
18	at DBU [*]	6:30 p.m.
19	at DBU [*]	2:00 p.m.
23-26	MVC Baseball Championship [®]	TBA

Home games played at Hammons Field in BOLD CAPS; *MVC game;
[§] Cardinal Classic (Beaumont, Texas); [@] Keith LeClair Classic (Greenville, N.C.); ⁺ at Kansas City, Mo.
[%] at Stillwater, Okla.; [#] at Busch Stadium (St. Louis, Mo.); [#] at Horner Ballpark (Dallas, Texas)



MISSOURI STATE BEARS (8-5)

Conference.....Missouri Valley
 Head Coach.....Keith Guttin
 Alma Mater.....Missouri-St. Louis
 Career Record.....1,227-764 (36th year)
 Record at MSU.....same



ORAL ROBERTS GOLDEN EAGLES (8-5)

Conference.....Summit League
 Head Coach.....Ryan Folmar
 Alma Mater.....Oklahoma State
 Career Record.....185-116 (7th year)
 Record at ORU.....same



IOWA HAWKEYES (8-5)

Conference.....Big Ten
 Head Coach.....Rick Heller
 Alma Mater.....Upper Iowa
 Career Record.....838-659-4 (31st year)
 Record at UI.....148-97 (5th year)

BEARS' MIDWEEK SCHEDULE

Tuesday, March 13 vs. Oral Roberts (3 p.m.)

MSU.....RHP Tyler McAlister (0-0, 3.86 ERA)
 ORU.....LHP Taylor Varnell (1-0, 2.16 ERA)
 Site.....Springfield, Mo.
 Stadium.....Hammons Field (8,000)
 Series History.....ORU leads 31-22
 Radio.....KBFL 1060 AM/96.9 FM (Art Hains)
 Watch.....The Valley on ESPN3 (Corey Riggs, Tom Mast)
 Live Stats.....MissouriStateBears.com

Wednesday, March 14 vs. Iowa (4 p.m.)

MSU.....TBA
 UI.....TBA
 Site.....Kansas City, Mo.
 Stadium.....Kansas City Urban Youth Academy (2,000)
 Series History.....MSU leads 39-15
 Radio.....KBFL 1060 AM/96.9 FM (Art Hains)
 Live Stats.....MissouriStateBears.com

PRIME 9

- The Bears are coming off a 2-1 series win over No. 30 Arkansas State and are 3-1 overall vs. ranked foes this year
- After totaling just five long balls in its first 10 games of the season, MSU clubbed six home runs in the three-game series with ASU, including three by **Ben Whetstone**
- The Bears have posted a 77-32 (.706) regular-season non-conference mark over the last three seasons
- ORU holds a 31-22 edge vs. MSU, but the Bears are 12-9 vs. the Golden Eagles in Springfield
- MSU will be playing in Kansas City, Mo. for the first time since April 24, 1973, when they take on Iowa Wednesday at the K.C. Urban Youth Academy; the Bears are 39-15 all-time vs. Iowa and have won five straight in the series
- Dylan Coleman** won his second straight decision over a ranked opponent Friday and moved up to No. 14 on the Bears' career strikeouts list with 222, just one behind Mike Whitley in the 13th position
- The Bears lead the Valley in team earned run average (3.43), while Coleman paces the circuit in strikeouts (34), innings pitched (28.0) and wins (3)
- Preseason All-American **Jeremy Eierman** has rebounded from a sluggish start to hit .480 over his current six-game hit streak; the junior shortstop has scored eight times, driven in four runs and swiped three bases as well
- Missouri State has 64 combined come-from-behind victories over the last three-plus seasons, including five through its first 13 contests of the 2018 campaign

AROUND THE HORN

Pos.	Player	Ht.	Wt.	Class	B/T	G/GS	BA/OBP/SLG	HR/RBI	Notes
DH	Drew Millas	6-2	205	So.	B/R	13/13	.372/.463/.442	0/15	Career-best 6-game hit streak (2/25-3/10)
C	Logan Geha	5-11	190	So.	R/R	13/13	.162/.354/.162	0/4	Career-high 2 RBIs vs. ECU (3/4)
1B	Ben Whetstone	6-6	240	So.	L/R	13/13	.283/.400/.565	4/8	Reached safely in all 13 contests to date
2B	John Privitera	5-8	170	So.	L/R	13/13	.229/.373/.333	0/6	Hit .313/.452/.344 in MVC play last spring
SS	Jeremy Eierman	6-1	205	Jr.	R/R	13/13	.294/.400/.510	1/6	Hitting .480 over current 6-game hit streak
3B	Matt Brown	6-2	220	Sr.	R/R	13/10	.172/.242/.414	2/5	First 2-homer game of career vs. ASU (3/9)
LF	Landan Ruff	6-2	215	Sr.	R/R	12/6	.167/.375/.444	1/3	Career highs for H, R, RBI in 2017
CF	Hunter Steinmetz	5-9	185	Jr.	L/L	13/13	.269/.328/.385	1/10	Career-best 4 RBIs vs. OSU (3/7)
RF	Jack Duffy	5-10	190	So.	L/R	13/12	.222/.300/.400	1/6	GWRBIs in back-to-back MSU wins (3/3-4/4)

Pos.	Pitcher	Ht.	Wt.	Class	B/T	G/GS	W-L	Sv	IP	H	K/BB	BAA	ERA
RHP	Dylan Coleman	6-6	240	Jr.	R/R	4/4	3-0	0	28.0	13	34/15	.143	1.61
RHP	Austin Knight	6-3	215	Sr.	R/R	3/3	0-0	0	14.0	17	12/7	.304	3.86
RHP	Ty Buckner	6-1	190	Fr.	R/R	4/4	0-2	0	18.0	19	11/11	.271	3.50
RHP	Tyler McAlister	6-5	195	So.	R/R	2/2	0-0	0	9.1	10	11/4	.270	3.86
RHP	Jake Fromson	5-11	200	Sr.	R/R	2/0	1-0	0	1.2	0	0/0	.000	0.00
LHP	Nate Witherspoon	6-4	210	So.	L/L	5/0	0-0	0	5.1	4	4/4	.200	1.69
RHP	Logan Wiley	6-0	170	So.	R/R	8/0	1-2	1	14.1	17	17/3	.288	3.77
LHP	Davis Schwab	6-4	215	Jr.	L/L	3/0	1-0	0	2.0	4	2/2	.444	4.50
RHP	Connor Sechler	6-3	180	Fr.	R/R	6/0	1-1	0	14.1	11	16/6	.212	4.40
RHP	Matt Russell	6-2	190	Fr.	R/R	6/0	0-0	2	4.2	5	5/7	.263	7.71

MISSOURI STATE BASEBALL

Game 14 | MISSOURI STATE BEARS vs. ORAL ROBERTS GOLDEN EAGLES | March 13, 2018 | 3:02 p.m. | Springfield, Mo. | Hammons Field (8,000) | KBFL AM/FM | ESPN3

MISSOURI STATE QUICK FACTS

Founded	1905
Location	Springfield, Mo.
Address	901 S. National Ave. Springfield, MO 65897
Web Site	MissouriState.edu
Switchboard	(417) 836-5000
President	Cliff Smart
Enrollment	26,216
Nickname	Bears
School Colors	Maroon and White
National Affiliation	NCAA Division I
Conference	Missouri Valley Conference
Director of Athletics	Kyle Moats
Faculty Athletics Representative	James Hutter
Tickets	(417) 836-7678, (888) 476-7849 MissouriStateBears.com/Tickets

Stadium

Home Facility	Hammons Field
Opened	2004
Capacity	8,000
Surface	Natural Grass
Dimensions	LF-315/LC-365/CF-400/RC-365/RP-330
Press Box Phone	(417) 832-3029

Baseball Staff

Head Coach	Keith Guttin (Missouri-St. Louis, '78)
MSU Record	1,227-764 (36th year at MSU)
Overall Record	1,227-764 (36th year overall)
Assistant Coach	Paul Evans (Southern Illinois, '81)
Assistant Coach	Matt Lawson (Missouri State, '15)
Volunteer Assistant Coach	Joe Lincoln
Graduate Managers	Matt Fultz Alex Jefferson Geoff Jimenez
Student Assistant	Aaron Meyer
Director of Operations	Tyler Jeske
Athletic Trainer	Jim Penkalski
Strength & Conditioning Coordinator	Jeremiah Frey

Team Information

2017 Overall Record	43-20
2017 MVC Record (Finish)	18-1 (1st)
Postseason	NCAA Fayetteville Regional champion; NCAA Fort Worth Super Regional runner-up
Lettermen Returning/Lost	18/11
Starters Returning/Lost	4/5
Pitchers Returning/Lost	8/5
Newcomers	15

History

First Season	1964
All-Time Record (55 seasons)	1,621-994-1
All-Time at Hammons Field (15 seasons)	234-121
All-Time NCAA D-I Tournament Record	21-22 (10 app.)
MVC Regular-Season Championships	5
MVC Tournament Championships	3

Athletics Communications

Location	Hammons Student Center, Room 300
Shipping Address	901 S. National Avenue Springfield, MO 65897
Assistant Director (Primary Baseball Contact)	Eric Doennig
Office Phone	(417) 836-4584
Cell Phone	(417) 827-5327
Email	EricDoennig@MissouriState.edu
Assistant A.D. for Communications	Rick Kindhart
Assistant Director	Ben Adamson
Social Media/Graphic Design Assistant	Bridgette Robles
Assistant	Kevin Kane
Graduate Assistants	Shannon Carrico, Emily McMillan
Athletics Web Site	MissouriStateBears.com
Twitter	@MSUBearBaseball
Instagram	@MSUBearBaseball
Facebook	MissouriStBears/MSUBearsBaseball

LEADING OFF

After completing a successful weekend with a series win over a nationally-ranked foe, the **Missouri State Bears** open a busy non-conference stretch with midweek contests against 2017 NCAA Regional qualifiers in the **Oral Roberts Golden Eagles** and **Iowa Hawkeyes**. The Bears and Golden Eagles will square off Tuesday (March 13) in a 3 p.m. game at Hammons Field, before MSU meets Iowa Wednesday at the KC Urban Youth Academy (4 p.m.) in its first contest in the Show-Me State's second-largest city since 1973.

The Bears (8-5) took two of three games from No. 30 Arkansas State over the weekend, racing out to a 12-4 victory in the opener, before splitting the final two games of the series. **Ben Whetstone** led a Bears power surge with three home runs, while **Dylan Coleman** maintained his perfect start to the season with 7.0 strong innings for his third mound victory.

Like the Bears, ORU (8-5) is coming off a 2-2 week after topping Wichita State in midweek action and salvaging the final game of a three-game series with No. 25 DBU over the weekend. Iowa (8-5) will be looking to stop a four-game slide after dropping all three games to UNLV this past weekend.

SERIES HISTORIES

ORU brings a decisive 31-22 edge in its series with the Bears into play Tuesday, including a 21-10 advantage on its home turf. The Golden Eagles have won five of the last eight meetings since 2013, including three of the last four contests at Hammons Field in the series. Last year, the two teams split a pair of games, with the Bears posting a 9-5 win in Tulsa (Feb. 21), before ORU returned the favor a month later with a 3-1 decision in Springfield.

MSU AT HAMMONS FIELD

Year	Games/ Dates	Total Att.	Avg. Att.	W-L	Pct.
2004	19/15	71,297	4,753	10-9	.526
2005	28/28	38,394	1,371	17-11	.607
2006	26/25	25,407	1,016	16-10	.615
2007	29/28	29,027	1,037	15-14	.517
2008	26/24	15,605	650	21-5	.808
2009	25/24	19,102	796	17-8	.680
2010	25/23	13,057	568	14-11	.560
2011	23/22	12,732	579	18-5	.783
2012	28/27	19,116	708	19-9	.679
2013	23/21	11,552	550	14-9	.609
2014	19/18	12,195	677	9-10	.474
2015	22/22	38,800	1,764	19-3	.864
2016	30/29	26,626	918	22-8	.733
2017	28/27	28,691	1,062	21-7	.750
2018	4/4	2,197	550	2-2	.500
Totals	355/337	364,322	1,081	234-121	.659

HAMMONS FIELD TOP CROWDS

Att.	Date	Opponent
9,017	April 2, 2004	Southern Illinois
8,312	April 14, 2004	Missouri
6,756	May 30, 2015	Canisius
6,497	April 28, 2015	Missouri
6,264	May 7, 2004	Illinois State
5,984	April 3, 2004	Southern Illinois
5,656	May 31, 2015	Iowa
5,490	May 18, 2004	Arkansas State
5,351	April 25, 2017	Missouri
5,211	May 30, 2015	Iowa
5,188	April 27, 2004	Kansas
4,723	April 4, 2004	Southern Illinois
4,619	May 8, 2004	Illinois State
4,077	April 12, 2016	Missouri
3,892	May 2, 2006	Missouri
3,812	May 26, 2004	Southern Illinois
3,712	April 17, 2007	Missouri

SERIES SUMMARIES

All-Time Record vs. Oral Roberts	22-31
Home	12-9
Road	10-20
Neutral	0-2
Current Streak	L1
Last Meeting	ORU won 3-1, in Springfield (March 28, 2017)
MSU vs. Summit League	61-41
Keith Guttin vs. Oral Roberts	22-26

All-Time Record vs. Iowa	39-15
Home	34-14
Road	0-0
Neutral	5-1
Current Streak	W5
Last Meeting	MSU won 8-6, in Springfield (March 20, 2016)
MSU vs. Big Ten Conference	57-34
Keith Guttin vs. Iowa	36-15

Missouri State has dominated its series with the Hawkeyes, claiming each of the last five meetings since 2015. Overall, the Bears hold a commanding 39-15 lead in a series that dates back to 1980. MSU has won 34 of 48 home games against the Hawkeyes, as well as five of six neutral-field meetings.

HOLDING SERVE AT HAMMONS

Missouri State opened its 2018 home slate last week looking to extend a recent home-field advantage of unprecedented proportions in the history of the MSU program. The Bears have logged their top two single-season home win totals over the last two years, going 21-7 at home last spring, following a Hammons Field record 22 victories in 2016. In 2015, MSU posted its best-ever showing at Hammons with a 19-3 (.864) mark, giving the Bears a combined 64-21 (.753) home record since the start of the 2015 season.

POWER SURGE

After entering the week with four combined home runs as a team, the Bears muscled up to club seven long balls in their four outings. **Ben Whetstone** launched three critical home runs in MSU's series win over No. 30 Arkansas State, including the first two-homer game of his career in Friday's 12-4 win. He belted a game-tying solo shot in the eighth inning of Sunday's series-clinching win as well. Additionally, **Matt Brown** went deep twice in Friday's win, while **Hunter Steinmetz** and **Landon Ruff** each powered up to hit their first homers of the season this past week.

BOUNCEBACK BEARS

Missouri State has made a habit of eliminating opposition leads over the last three seasons, totaling 64 come-from-behind victories out of 138 total wins since the start of the 2015 season. With its 5-4 walkoff victory over Arkansas State on Sunday, Missouri State not only logged its fifth come-from-behind victory of the season, but also improved to 5-0 follow a loss. The Bears have hit .294 with seven of their 11 home runs on the season in those five victories. **Ben Whetstone** has been particularly lethal in games following losses, batting .421 and slugging 1.053 with all four of his homers and six RBIs. On the mound, **Dylan Coleman** has posted a pair of wins and a 2.57 ERA in such outings.

MISSOURI STATE BASEBALL

Game 14 | MISSOURI STATE BEARS vs. ORAL ROBERTS GOLDEN EAGLES | March 13, 2018 | 3:02 p.m. | Springfield, Mo. | Hammons Field (8,000) | KBFL AM/FM | ESPN3

2018 MVC STANDINGS

Team	Overall	Pct.	MVC	Pct.
Bradley	9-3	.750	0-0	.000
Indiana State	8-5	.615	0-0	.000
Missouri State	8-5	.615	0-0	.000
Illinois State	7-5	.583	0-0	.000
DBU	8-6	.571	0-0	.000
Southern Illinois	8-8	.500	0-0	.000
Evansville	5-8	.385	0-0	.000
Valparaiso	4-11	.267	0-0	.000

THIS WEEK IN THE VALLEY

1	Brooks Zimmerman	Jr.	OF/IF
R/R	6-2	210	Stillwater,
Okl.	Stillwater HS/Cowley Co. CC		
4	Logan Geha	So.	C
R/R	5-11	190	Lee's Sum-
mit, Mo.			/Lee's Summit West HS
5	Ryan Skalnik	Sr.	IF
R/R	6-1	195	Owasso,
Okl./	Verdigris HS/Northwest Mississippi CC		
7	Hunter Steinmetz	Jr.	OF
L/L5-9	185		Springfield, Mo./
Parkview HS			
8	Robbie Merced	Fr.	IF
R/R	6-1	170	Springfield,
Mo.	/Kickapoo HS		
10	Dylan Coleman	Jr.	RHP
R/R	6-6	240	Potosi, Mo./
Potosi HS			
11	Jeremy Eierman	Jr.	IF
R/R	6-1	205	Warsaw, Mo./
Warsaw HS			
12	Max McGuire	Fr.	C
R/R	6-3	220	Lincoln, Neb.
/Southwest HS			
13	Davis Schwab	Jr.	LHP
L/L6-4	215		Overland Park, Kan./
Blue Valley West HS/Johnson Co. CC			
14	Connor Sechler	Fr.	RHP
R/R	6-3	180	Bolivar, Mo./
Bolivar HS			

MVC PRESEASON POLL

No.	Team (First-place votes)	Points
1.	DBU (7)	63
2.	Missouri State (1)	57
3.	Indiana State	42
4.	Southern Illinois	35
5.	Illinois State	31
6.	Bradley	30
7.	Evansville	18
8.	Valparaiso	12

PRESEASON ALL-MVC TEAM

Pos.	Player	Team
1B	Luke Mangieri	Bradley
2B	Connor Kopach	Southern Illinois
3B	Tim Millard	DBU
SS	Jeremy Eierman	Missouri State
C	Garrett Wolforth	DBU
UT	Andrew Ivelia	Bradley
DH	Dane Giesler	Indiana State
OF	Jameson Hannah	DBU
OF	Devlin Granberg	DBU
OF	Hunter Steinmetz	Missouri State
SP	Dylan Coleman	Missouri State
SP	Michael Baird	Southern Illinois
RP	Ryan Netemeyer	Southern Illinois
RP	Jake Fromson	Missouri State

EIERMAN ON DECK

Junior shortstop **Jeremy Eierman** has been at the forefront of the conversation throughout the fall and leading into the preseason about the Bear with the most promising potential to follow in the footsteps of several recent high-end Major League Baseball Draft picks from Missouri State. Last year, fellow MSU infielder Jake Burger was picked 11th overall by the Chicago White Sox to become the highest-ranking Bears position player ever picked in the draft. In fact, the Bears have seen six players selected in the top 10 rounds of the MLB Draft over the last three seasons, including two first-rounders.

Eierman, a USA Baseball Collegiate National Team selection last summer, was a first-team All-America choice of the National Collegiate Baseball Writers Association, *D1Baseball.com* and *Perfect Game USA* after logging a breakthrough 2017 campaign for the Bears, both at the plate and in the middle of the MSU infield as one of the MVC's top defenders.

He became the third Bear in the last six seasons to be named the NCBWA's District VI most outstanding player and was a finalist for the Brooks Wallace Award, as well as a semifinalist for the NCBWA's Dick Howser Trophy.

The Warsaw, Mo., product shared the No. 5 spot nationally with 23 home runs after turning in an NCAA postseason to remember, helping the Bears to their third Division I Regional crown by hitting a pair of home runs in Missouri State's opening-round victory over Oklahoma State, as well as a tie-breaking two-run shot in the deciding game against Arkansas. Eierman homered for a fourth time in NCAA play in the Bears' opening game against TCU at the Fort Worth Super Regional as well and hit .333 overall in MSU's six postseason games. Eierman was a unanimous preseason All-America pick and was tabbed for USA Baseball's Golden Spikes Award watch list. He was also named the No. 9 college prospect for the 2018 MLB Draft, as well as the No. 17 overall prospect, by *Baseball America* prior to the start of the season.

COLEMAN CLIMBING

Junior right-hander **Dylan Coleman** turned in his fourth consecutive quality start to begin the 2018 season Friday, holding No. 30 Arkansas State to a single run on two hits over 7.0 innings to earn his second straight victory over a ranked foe. The Potosi, Mo., product moved up to 14th on the Bears' career strikeout list with six K's as part of the 12-4 victory, which helped pave the way to a series win for MSU.

MSU SINGLE-SEASON STRIKEOUTS

No.	Player	Year	K's
1.	Matt Hall	2015	171
2.	Pierce Johnson	2012	119
3.	Chad Mulholland	2003	117
4.	Nick Petree	2012	114
5.	Jon Harris	2015	113
6.	Nick Petree	2013	111
7.	Ross Detwiler	2007	110
8.	Jarrod Mays	1995	107
9.	Dylan Coleman	2017	106
	John Rheinecker	2001	106

MSU CAREER STRIKEOUTS

No.	Player	Years	K's
1.	Brad Ziegler	2000-03	330
2.	Nick Petree	2011-13	306
3.	Matt Hall	2013-15	275
4.	Brett Sinkbell	2004-06	256
5.	Jordan Knutson	2014-17	247
	Jarrod Mays	1994-96	247
7.	Ross Detwiler	2005-07	244
8.	Jon Harris	2013-15	243
9.	Pierce Johnson	2010-12	227
10.	Aaron Meade	2008-10	226
	Dave Dickensheet	1979-82	226
12.	Scott Geitz	1995-98	225
13.	Mike Whitley	1992-95	223
14.	Dylan Coleman	2016-pr	222
15.	Clay Murphy	2010-14	221
16.	Buddy Baumann	2007-09	215
17.	Grant Gordon	2010-13	206
18.	John Hardin	1996-00	204
	Ken Watkins	1967-70	204
20.	Jeff Gray	2001-04	203
21.	Sam Perez	2013-16	201
22.	Tim Clubb	2007-09	200

2018 HONORS

Dylan Coleman

• Preseason All-MVC

Jeremy Eierman

• USA Baseball Golden Spikes Award Watch List
• *Baseball America* Preseason All-America (first team)
• *D1Baseball* Preseason All-America (first team)
• *Perfect Game* Preseason All-America (first team)
• *Collegiate Baseball* Preseason All-America (first team)
• NCBWA Preseason All-America (second team)
• Preseason All-MVC

Jake Fromson

• NCBWA Stopper of the Year Watch List
• *Collegiate Baseball* Preseason All-America (second team)
• Preseason All-MVC

Drew Millas

• Missouri Valley Conference Player of the Week (March 5)

Hunter Steinmetz

• Preseason All-MVC

Coleman, who fanned an MVC-high 106 batters in 2016, needs one more K to match Mike Whitley's (1992-95) career total in the No. 13 position. Additionally, he is just four strikeouts shy of cracking the top 10.

MILLAS TABBED FOR VALLEY HONOR

Missouri State sophomore **Drew Millas** was named Missouri Valley Conference Player of the Week following his breakout performance at the Keith LeClair Classic (March 5). The honor marked the first of Millas's Missouri State career, as well as the 11th time a Bear has earned MVC Player of Pitcher of the Week recognition over the last two seasons.

Millas powered the Bears' offense to a 2-1 showing for the weekend, hitting .778 (7-for-9) with a team-leading five RBIs. The catcher/designated hitter recorded back-to-back multi-RBI performances and hits in each of his first five at-bats of the weekend, including a career-best 4-for-4 effort in MSU's 7-4 win over No. 24 ECU—the Bears' first regular-season victory over a ranked foe in three years. The Swansea, Ill., native also went 2-for-4 with an RBI in MSU's 8-7 win over Pepperdine to help the Bears to the tourney title.

OFF AND RUNNING

As part of their 8-5 start to the season, the Bears locked up their eighth-consecutive .500 or better month of February. Since the start of the 2011 season, Missouri State has gone a combined 43-15 (.741) in February, including a cumulative 28-8 (.778) mark over the last five seasons.

MSU has been even better in the month of March, which has traditionally been the Bears' most successful month. MSU has gone 39-19 in March over the last four seasons and has logged 15 winning months of March since 2001. Overall, MSU has posted a .632 March winning percentage and finished .500 or better in the month 45 times in 54 years as a varsity program.

MISSOURI STATE BASEBALL

Game 14 | MISSOURI STATE BEARS vs. ORAL ROBERTS GOLDEN EAGLES | March 13, 2018 | 3:02 p.m. | Springfield, Mo. | Hammons Field (8,000) | KBFL AM/FM | ESPN3

MSU RECORD BY POSITION

C-	Geha 13 (8-5)
1B-	Whetstone 13 (8-5)
2B-	Privitera 13 (8-5)
3B-	Brown 10 (6-4), Faith 2 (2-0), Fitzpatrick 1 (0-1)
SS-	Eierman 13 (8-5)
LF-	Zimmerman 6 (3-3), Ruff 6 (4-2), Fitzpatrick 1 (1-0)
CF-	Steinmetz 13 (8-5)
RF-	Duffy 12 (8-4), Zimmerman 1 (0-1)
DH-	Millas 13 (8-5)
P-	Buckner 4 (2-2), Coleman 4 (3-1), Knight 3 (2-1), McAlister 2 (1-1)

MSU RECORD BY BATTING ORDER

1st-	Privitera 13 (8-5)
2nd-	Steinmetz 7 (4-3), Eierman 6 (4-2)
3rd-	Eierman 7 (4-3), Millas 6 (4-2)
4th-	Whetstone 7 (5-2), Zimmerman 3 (1-2), Duffy 1 (0-1) Millas 1 (1-0), Steinmetz 1 (1-0)
5th-	Millas 6 (3-3), Steinmetz 3 (2-1), Duffy 1 (1-0), Faith 1 (1-0), Whetstone 1 (0-1), Zimmerman 1 (1-0)
6th-	Whetstone 4 (3-1), Geha 3 (2-1), Zimmerman 2 (1-1), Duffy 2 (1-1), Steinmetz 2 (1-1)
7th-	Duffy 6 (4-2), Geha 4 (3-1), Fitzpatrick 2 (1-1), Zimmerman 1 (0-1)
8th-	Geha 6 (3-3), Brown 5 (4-1), Duffy 1 (1-0), Whetstone 1 (0-1)
9th-	Ruff 6 (4-2), Brown 5 (2-3), Duffy 1 (1-0), Faith 1 (1-0)

MSU HIT STREAKS

Category	Current	2018	Career
Jeremy Eierman	6	6	9
Ben Whetstone	3	5	5
John Privitera	1	4	4
Jack Duffy	1	3	4
Logan Geha	1	2	2
Drew Millas	0	6	6
Hunter Steinmetz	0	5	19
Landon Ruff	0	2	3
Brooks Zimmerman	0	2	2
Matt Brown	0	1	1
Sam Faith	0	1	1
Jordan Fitzpatrick	0	1	1
Ryan Skalnik	0	0	2

MSU REACHED BASE STREAKS

Category	Current	2018	Career
Ben Whetstone	13	13	13
Jeremy Eierman	10	10	33
Landon Ruff	6	6	6
Jordan Fitzpatrick	3	3	3
John Privitera	2	6	9
Logan Geha	1	5	7
Jack Duffy	1	4	7
Ryan Skalnik	1	1	3
Drew Millas	0	7	11
Hunter Steinmetz	0	5	29
Brooks Zimmerman	0	3	3
Matt Brown	0	2	5
Sam Faith	0	2	2

IN RARE COMPANY

Bears head coach **Keith Guttin** picked up his 1,200th career victory April 18, 2017, with the Bears' 5-3 win at Missouri. The Bears' 36th-year bench boss also moved up to 23rd in NCAA Division I history for coaching victories with the Bears' MVC-clinching win over Indiana State (May 13), surpassing Jay Bergman with his 1,211th win. He needs three more victories to match Jim Dietz's career total in the No. 22 spot on the NCAA's all-time wins list.

With a career record of 1,227-764 (.616), Guttin is the second-winningest coach in MVC history, while his win total ranked sixth among all active Division I head coaches entering the 2018 season.

STREAK FOR THE AGES

Missouri State posted its best-ever-start to a Valley season in 2017 as part of its 22-game MVC win streak. The Bears won their first 18 conference games before falling to Illinois State (May 19) in their regular-season finale. With their 8-5 win over the Redbirds on May 18, the Bears ran their regular-season Valley win streak to a league-record 22-straight games, dating back to their May 15, 2016 win at DBU. They surpassed the previous all-time win streak by an MVC club with their title-clinching win vs. Indiana State on May 13, topping Wichita State's 19-game league win streak (1981-82).

FEELING SUPER

Coming off the winningest three-year period in program history with 130 victories since the start of the 2015 season, the Bears turned in a stretch like no other in school history. Over the last three seasons, nine different players have been selected as All-Americans, six different players have been taken in the top 10 rounds of the MLB Draft, including two first-rounders.

Last year's 43-20 team captured the program's fifth MVC regular-season crown, as well as the NCAA Fayetteville Regional title to advance to Super Regional play for the third time. With their run to the Regional title, the Bears advanced to NCAA Super Regional play for the second time in three seasons and the third time overall as a Division I program in 2017.

VALLEY FORECAST

With 18 letterwinners returning from last year's 43-20 squad, the Bears were tabbed second in the Missouri Valley Conference's 2018 preseason poll of the league's head coaches. DBU Defending Valley Tournament champion DBU garnered seven of the eight first-place votes and finished with 63 points overall to claim the top spot in the poll.

The Patriots edged the Bears (57 points), who received the remaining first-place vote, while Indiana State (42) and Southern Illinois (35) rounded out the top half of the preseason poll. Illinois State (31) and Bradley finished fifth and sixth, respectively, while Evansville (18) and Valparaiso were slotted into the final two positions in the poll. The league's eight clubs will convene in Dallas at the conclusion of the conference season for the right to represent the Valley in the 2018 NCAA Tournament.

WHAT'S ON TAP

The 2018 Missouri State baseball schedule will feature a total of 53 games, including 24 home dates and match-ups against seven different 2017 NCAA Tournament teams. In all, the Bears are slated to play 23 games against 12 different opponents that rated among the top 125 RPI-finishers a year ago, including 13 contests against NCAA Regional qualifiers.

Highlighting the home portion of the schedule will be a three-game non-conference series (April 13-14) against an Oregon State squad that returns the bulk of its roster from last year's club that earned the top overall national seed in the 2017 NCAA Baseball Championship and advanced to the College World Series with a 56-6 overall record. The Bears will also welcome Arkansas State (March 9-11) and CSUN (March 23-25) to Hammons Field for three-game non-conference series, in addition to hosting meetings with 2017 postseason qualifying clubs from Oklahoma State (March 7) and Oral Roberts (March 13).

MSU's home slate will also feature midweek match-ups with regional foes Southeast Missouri State (March 20) and Murray State (March 21), as well as return visits from Missouri (April 10) and Kansas (May 2) as part of home-and-home series with the Tigers and Jayhawks. The Bears will host three Missouri Valley Conference weekend series, beginning with a three-game set against Evansville (April 6-8), followed by series with Illinois State (April 20-22) and Southern Illinois (May 11-13).

NCAA DIVISION I WINNINGEST ACTIVE COACHES

No.	Coach (School)	W-L-T	Pct.
1	Mike Martin (Florida State)	1,944-694-4	.737
2	Jim Morris (Miami)	1,566-690-4	.694
3	Mike Fox (North Carolina)	1,385-501-5	.734
4	Paul Mainieri (LSU)	1,376-694-7	.664
5	John Anderson (Minnesota)	1,244-845-3	.595
6	Keith Guttin (MSU)	1,219-759-0	.616
7	Danny Hall (Georgia Tech)	1,196-622-1	.658
8	Wayne Graham (Rice)	1,147-497-0	.698
9	Gary Gilmore (Coastal Carolina)	1,137-559-2	.670
10	Mike Gillespie (UC Irvine)	1,124-696-2	.617
11	Tony Robichaux (UL Lafayette)	1,115-711-2	.611
12	Mike Sansing (Kennesaw State)	1,067-604-0	.639
13	Pat Casey (Oregon State)	1,016-560-6	.644
14	Elliott Avent (NC State)	1,015-704-0	.590
15	Brian Shoop (UAB)	1,006-623-1	.617

*entering 2018 season

GUTTIN'S MILESTONE VICTORIES

Win	Date	Result	Site
1	3/5/83	MSU 8, Indiana State 2	(Meador Park)
100	3/11/86	MSU 7, Jacksonville 5	(Jacksonville, Fla.)
200	4/16/88	MSU 4, Eastern Illinois 2	(Charleston, Ill.)
300	5/13/90	MSU 9, Eastern Illinois 2	(Chicago, Ill.)
*395	5/1/93	MSU 9, UNI 2	(Meador Park)
400	5/9/93	MSU 7, Wichita State 6	(Meador Park)
500	5/17/96	MSU 8, Wichita State 7	(Wichita, Kan.)
600	4/24/99	MSU 13, UNI 7	(Meador Park)
700	5/4/02	MSU 5, Wichita State 1	(Wichita, Kan.)
800	5/11/05	MSU 15, Kansas 6	(Hammons Field)
900	5/11/08	MSU 7, Middle Tennessee 6	(Hammons Field)
1,000	3/3/12	MSU 3, Northwestern State 2	(Natchitoches, La.)
1,100	3/17/15	MSU 10, UALR 3	(Hammons Field)
1,200	4/18/17	MSU 5, Missouri 3	(Columbia, Mo.)

*Surpassed Bill Rowe for the all-time Missouri State record for coaching victories

MISSOURI STATE BASEBALL

Game 14 | MISSOURI STATE BEARS vs. ORAL ROBERTS GOLDEN EAGLES | March 13, 2018 | 3:02 p.m. | Springfield, Mo. | Hammons Field (8,000) | KBFL AM/FM | ESPN3

NCBWA DIVISION I POLL (March 5)

No.	Team	W-L	LW
1.	Florida	12-1	1
2.	Oregon State	12-0	2
3.	Texas Tech	13-0	3
4.	Florida State	11-0	4
5.	Kentucky	11-1	6
6.	Stanford	11-1	5
7.	TCU	7-3	7
8.	Texas A&M	11-1	8
9.	Ole Miss	10-1	12
10.	Arkansas	9-3	9
11.	UCLA	9-2	11
12.	Louisville	11-0	13
13.	Clemson	10-1	14
14.	Vanderbilt	10-3	10
15.	Indiana	9-2	16
16.	Southern Miss	8-3	17
17.	Auburn	12-0	25
18.	Virginia	8-4	20
19.	LSU	8-4	18
20.	Texas	8-4	21
21.	North Carolina	7-5	19
22.	ECU	8-3	24
23.	NC State	10-2	26
24.	St. John's	8-1	23
25.	DBU	6-4	28
26.	Mississippi State	6-5	27
27.	South Alabama	7-6	15
28.	Coastal Carolina	10-1	NR
29.	UCF	8-3	NR
30.	Arkansas State	5-3	NR

Receiving Votes: Abilene Christian (8-1), Alabama (10-2), Alabama State (8-4), Butler (10-1), CSUN (8-4), California (6-4), Charlotte (5-7), College of Charleston (10-3), Duke (9-2), Florida Atlantic (8-3), FGCU (8-2), Fresno State (8-5), Georgia State (7-3), Georgia Tech (8-3), Houston (5-5), Illinois (6-3), Iowa (7-2), Jackson State (7-2), Long Beach State (4-8), Louisiana (4-7), Missouri State (6-3), North Carolina Central (9-3), Oklahoma State (6-4), Oregon (7-3), Pittsburgh (9-2), Purdue (8-2), Saint Mary's (6-3), Sam Houston State (7-4), San Diego (8-5), San Diego State (8-3), Stetson (9-1), UC Irvine (7-4), UNC Wilmington (9-3), UNLV (11-1), USC (8-3), Wichita State (8-1).

COLLEGIATE BASEBALL POLL (March 12)

No.	Team	W-L	Points
1.	Oregon State	15-1	496
2.	Clemson	15-1	494
3.	Stanford	14-2	492
4.	Louisville	14-1	490
5.	Auburn	15-1	488
6.	Florida	15-3	487
7.	Florida State	14-2	485
8.	Kentucky	14-3	482
9.	Texas Tech	15-2	481
10.	Texas A&M	16-1	480
11.	Vanderbilt	12-4	475
12.	Stetson	13-1	470
13.	Ole Miss	15-1	467
14.	UCLA	10-4	465
15.	Indiana	11-4	463
16.	LSU	11-6	461
17.	TCU	9-4	459
18.	Arkansas	11-4	455
19.	NC State	13-3	454
20.	Wichita State	12-2	451
21.	UNLV	15-2	448
22.	UCF	13-3	445
23.	Southern Miss	11-4	442
24.	Missouri	13-3	440
25.	Illinois	8-4	437
26.	Duke	12-3	433
27.	FGCU	13-2	430
28.	Oregon	11-4	426
29.	St. John's	8-4	422
30.	Coastal Carolina	12-6	419

BRINGING HOME THE HARDWARE

Headlined by four league specialty award winners and six first-team selections, a total of 10 Bears were selected for 2017 All-Missouri Valley Conference honors. This season's preseason poll offered more of the same, as four Bears were picked for preseason All-MVC recognition. Senior right-hander **Jake Fromson**, was voted the Valley's Pitcher of the Year last spring, and **Dylan Coleman** was named to the squad, while junior All-America candidates **Jeremy Eierman** and **Hunter Steinmetz** were tabbed as well after strong summers with Team USA and on the Cape, respectively.

BEARS IN THE PRO RANKS

Four Missouri State baseball standouts reached contractual agreements with professional organizations after being selected in the 2017 Major League Baseball First-Year Player Draft.

First-round pick **Jake Burger** agreed to terms with the Chicago White Sox after the club selected the three-time All-American third baseman 11th overall in the June 12 draft, while fellow MSU juniors **Trey Turner** and **Doug Still** followed suit by reaching deals with Washington and San Francisco, respectively. Senior first baseman **Justin Paulsen** inked a contract with San Diego after being picked in the 39th round by the Padres.

Former Missouri State baseball standouts **Pierce Johnson** and **Luke Voit** became the 18th and 19th Bears to receive call-ups to the big leagues last year. Johnson was selected by the Cubs in the Comp Round of the 2012 MLB Draft with the 43rd overall pick, while Voit was taken by St. Louis in the 22nd round of the 2013 draft. The duo becomes the second and third Bears to receive big-league call-ups in the last two seasons after **Buddy Baumann** made his Major League debut with San Diego in July 2016. Voit is one of three former Bears currently on MLB 40-man rosters, joining Baumann and **Brad Ziegler** (Marlins), while 11 additional former MSU standouts remain active in the minor league ranks.

In 2016, two MSU seniors — **Spencer Johnson** and **Sam Perez** — were among those taken in the 2016 Major League Baseball First-Year Player Draft. Perez was the first Missouri Valley Conference player to be chosen in the draft, as the Miami Marlins selected the right-hander in the fifth round with the 143rd overall pick on the second day of the 40-round amateur draft. The following day, Johnson heard his name called by the Houston Astros in the 16th round with the 487th overall pick. With the selections of Johnson and Perez, Missouri State extended an impressive string of talent production that has resulted in at least one Bear being picked in 30 of the last 31 MLB Drafts dating back to 1986.

BEARS ON RADIO

Once again in 2018, Meyer Communications is slated to provide live radio coverage of all 53 Missouri State regular-season games, plus all Bears' games in the Missouri Valley Conference Tournament and any 2018 postseason play.

The broadcasts can be heard primarily on **KBFL 1060 AM** and **96.9 FM** in Springfield with Art Hains, Ben Goss and Corey Riggs describing the action. An online audio stream is available through KBFL's website via RadioSpringfield.com.

BEARS ON THE WEB

Missouri State University, in conjunction with SIDEARM Sports, launched a new partnership in August 2016, unveiling a reconstructed **MissouriStateBears.com**, the official MSU Athletics web site. The revamped MissouriStateBears.com will provide MSU fans with improved features and overall customer service. The new-and-improved site uses the latest technology to provide fans with a seamless, robust experience unique to Missouri State University.

BEARS TV BROADCAST SCHEDULE

Date	Opponent	Outlet	Time
March 7	Oklahoma State	ESPN3	3 p.m.
March 13	Oral Roberts	ESPN3	3 p.m.
March 21	Murray State	ESPN3	3 p.m.
April 6	Evansville	ESPN3	6:30 p.m.
April 7	Evansville	ESPN3	2 p.m.
April 8	Evansville	ESPN3	1 p.m.
April 10	Missouri	ESPN3	6:30 p.m.
April 13	Oregon State	ESPN3	11 a.m.
April 14	Oregon State	ESPN3	6:30 p.m.
April 20	Illinois State	ESPN3	6:30 p.m.
April 22	Illinois State	ESPN3	1 p.m.
May 2	Kansas	ESPN3	6:30 p.m.
May 11	Southern Illinois	ESPN3	6:30 p.m.
May 12	Southern Illinois	ESPN3	2 p.m.

In 2015, ESPN and the Missouri Valley Conference announced a 10-year extension to their current media rights agreement that will provide increased coverage of conference events across ESPN platforms through the 2023-24 academic year. Fans can keep tabs on the Bears through **The Valley on ESPN3**. As part of the deal, ESPN, the MVC and its 10 member institutions will work jointly to develop in-house production capabilities at each campus that will provide significant coverage for multiple sports on ESPN3.

RECENT BEARS IN THE MLB DRAFT

Year	Player	Team	Round/Overall
2017	Jake Burger	CWS	1st/11
	Trey Turner	WAS	10th/313
	Doug Still	SF	11th/336
	Jordan Knutson	DET	24th/725
	Justin Paulsen	SD	39th/1158
2016	Sam Perez	MIA	5th/143
	Spencer Johnson	HOU	16th/487
2015	Jon Harris	TOR	1st/29
	Tate Matheny	BOS	4th/111
	Matt Hall	DET	6th/190
	Joey Hawkins	STL	40th/1211
2014	Cody Schumacher	STL	36th/1095
2013	Nick Petree	STL	9th/275
	Grant Gordon	LAA	10th/307
	Luke Voit	STL	22nd/665
2012	Pierce Johnson	CHC	1st-Comp/43
	Kevin Medrano	ARI	18th/573
2011	Dan Kickham	DET	33rd/1007
2010	Mike Kickham	SF	6th/198
	Aaron Meade	LAA	10th/324
	Pat Doyle	CIN	24th/727
2009	Ben Carlson	CLE	6th/185
	Buddy Baumann	KC	7th/212
	Brayden Drake	SD	12th/354
	Tim Clubb	CHC	29th/890
	Dallas Hord	MIA	32nd/968
2008	Ryan Mantle	SF	19th/567
	Matt Frevort	STL	28th/845
2007	Ross Detwiler	WSH	1st/6
	Scott Carroll	CIN	3rd/104
	Matt Lawson	TEX	14th/440
	Jake Shafer	NYG	41st/1243
2006	Brett Sinkbeil	MIA	1st/19
	Chris Krawczyk	DET	22nd/652
2004	Brooks Colvin	DET	13th/373
	Derek Drage	PIT	21st/622
	Jeff Gray	OAK	32nd/967

MISSOURI STATE BASEBALL

Game 14 | MISSOURI STATE BEARS vs. ORAL ROBERTS GOLDEN EAGLES | March 13, 2018 | 3:02 p.m. | Springfield, Mo. | Hammons Field (8,000) | KBFL AM/FM | ESPN3

USA TODAY COACHES POLL (March 5)

No.	Team (1st)	W-L	LW
1.	Florida (19)	12-1	1
2.	Oregon State (11)	12-0	2
3.	Texas Tech (1)	13-0	3
4.	Florida State	11-0	5
5.	Stanford	11-1	16
6.	Kentucky	11-1	8
7.	Arkansas	9-3	6
8.	Texas A&M	11-1	11
9.	Ole Miss	10-1	19
10.	Louisville	11-0	13
11.	Clemson	10-1	21
12.	TCU	7-3	4
13.	UCLA	9-2	14
14.	Vanderbilt	10-3	10
15.	Auburn	12-0	NR
16.	Southern Miss	8-3	NR
18.	LSU	8-4	9
19.	Virginia	8-4	18
20.	Texas	8-4	20
21.	North Carolina	7-5	7
22.	NC State	10-2	25
23.	ECU	8-3	NR
24.	Coastal Carolina	10-3	NR
25.	St. John's	8-1	NR

D1BASEBALL.COM POLL (March 12)

No.	Team	W-L	LW
1.	Oregon State	15-1	2
2.	Florida	15-3	1
3.	Stanford	14-2	7
4.	Kentucky	14-3	6
5.	Arkansas	11-4	5
6.	Texas Tech	15-2	3
7.	Florida State	14-2	4
8.	Ole Miss	15-1	9
9.	Texas A&M	16-1	10
10.	Clemson	15-1	12
11.	TCU	9-4	8
12.	Louisville	14-1	13
13.	Vanderbilt	12-4	15
14.	Indiana	11-4	14
15.	Auburn	15-1	18
16.	Southern Miss	11-4	16
17.	UCLA	10-4	11
18.	ECU	12-3	19
19.	Mississippi State	10-6	21
20.	LSU	11-6	22
21.	Duke	12-3	NR
22.	Virginia	10-6	17
23.	UCF	13-3	NR
24.	NC State	13-3	NR
25.	UNLV	15-2	NR

BASEBALL AMERICA POLL (March 5)

No.	Team	W-L
1.	Florida	12-1
2.	Oregon State	12-0
3.	Florida State	11-0
4.	Stanford	11-1
5.	Texas Tech	13-0
6.	Arkansas	9-3
7.	TCU	7-3
8.	Kentucky	11-1
9.	Texas A&M	11-1
10.	Clemson	10-1
11.	UCLA	9-2
12.	Ole Miss	10-1
13.	North Carolina	7-5
14.	Virginia	8-4
15.	Southern Miss	8-3
16.	LSU	8-4
17.	Texas	8-4
18.	Indiana	9-2
19.	Louisville	11-0
20.	Auburn	12-0
21.	Vanderbilt	10-3
22.	St. John's	8-1
23.	UCF	8-3
24.	Coastal Carolina	10-3
25.	San Diego State	8-3

STARTING PITCHERS GAME-BY-GAME

Ty Buckner

Date	Opponent	IP	H	R	ER	BB	SO	WP	BK	HBP	Score	Record
2/17	at Lamar	*2.1	5	6	4	4	0	0	0	0	(L) 0-8	0-1
2/15	at Central Arkansas	*4.2	2	1	0	4	3	0	0	1	(ND) 5-2	0-1
3/4	vs. Pepperdine	*5.0	7	2	0	1	2	0	0	0	(ND) 8-7	0-1
3/10	vs. Arkansas State	*6.0	5	3	3	2	6	0	0	0	(L) 1-4	0-2

Dylan Coleman

Date	Opponent	IP	H	R	ER	BB	SO	WP	BK	HBP	Score	Record
2/16	at Lamar	*6.0	3	1	1	3	7	0	0	0	(W) 11-2	1-0
2/25	at Central Arkansas	*8.0	2	0	0	3	13	0	0	0	(ND) 0-1	1-0
3/3	at ECU	*7.0	6	3	3	4	8	2	0	0	(W) 7-4	2-0
3/9	vs. Arkansas State	*7.0	2	1	1	5	6	0	0	0	(W) 12-4	3-0

Austin Knight

Date	Opponent	IP	H	R	ER	BB	SO	WP	BK	HBP	Score	Record
2/16	vs. Texas Southern	*3.2	7	1	1	2	4	0	0	3	(ND) 8-2	0-0
3/2	vs. Saint Joseph's	*5.0	3	1	1	3	6	0	0	0	(ND) 3-6	0-0
3/11	vs. Arkansas State	*5.1	7	4	4	2	2	2	0	2	(ND) 5-4	0-0

Tyler McAlister

Date	Opponent	IP	H	R	ER	BB	SO	WP	BK	HBP	Score	Record
2/18	vs. Texas Southern	*5.0	6	3	3	2	2	0	0	2	(ND) 6-5	0-0
3/7	vs. Oklahoma State	*4.1	4	5	1	2	9	0	0	0	(ND) 8-10	0-0

* game started

STARTER SUPPORT

Player	Starts	Runs	Runs/Start	Club Record	Quality Starts
Coleman	4	30	7.5	3-1	4
McAlister	2	14	7.0	1-1	0
Knight	3	16	5.3	2-1	0
Buckner	4	14	4.5	2-2	1

*Quality start = at least 6 IP, allowing 3 ER or less

STARTER/BULLPEN BREAKDOWN

Pitching	W-L	ERA	IP	H	ER	BB	SO	HR	B/Avg.
Starters	3-2	2.86	69.1	59	22	37	68	3	.232
Bullpen	5-3	4.30	46.0	46	22	25	47	3	.257
Total	8-5	3.43	115.1	105	44	62	115	6	.242

MISSOURI STATE BASEBALL

Game 14 | MISSOURI STATE BEARS vs. ORAL ROBERTS GOLDEN EAGLES | March 13, 2018 | 3:02 p.m. | Springfield, Mo. | Hammons Field (8,000) | KBFL AM/FM | ESPN3

MULTI-HIT GAMES

Name	2	3	4	5+	Total
Hunter Steinmetz	4	1	0	0	5
Drew Millas	3	0	1	0	4
Jeremy Eierman	2	2	0	0	4
John Privitera	2	0	0	0	2
Matt Brown	2	0	0	0	2
Ben Whetstone	1	0	1	0	2
Jack Duffy	1	0	0	0	1
Logan Geha	1	0	0	0	1
Brooks Zimmerman	0	1	0	0	1
Team	16	4	2	0	22

CAREER MULTI-HIT GAMES

Name	2	3	4	5+	Total
Hunter Steinmetz	40	12	0	0	52
Jeremy Eierman	27	9	4	1	41
Drew Millas	10	2	1	0	13
Jack Duffy	6	3	0	0	9
John Privitera	6	0	0	0	6
Landan Ruff	3	0	0	0	3
Logan Geha	3	0	0	0	3
Matt Brown	2	0	0	0	2
Ben Whetstone	1	0	1	0	2
Brooks Zimmerman	0	1	0	0	1
Team	98	27	6	1	132

MULTI-RBI GAMES

Name	2	3	4	5+	Total
Drew Millas	4	1	0	0	5
Jeremy Eierman	2	0	0	0	2
Logan Geha	2	0	0	0	2
Hunter Steinmetz	1	0	1	0	2
Ben Whetstone	1	1	0	0	2
Jack Duffy	1	0	0	0	1
John Privitera	0	1	0	0	1
Matt Brown	0	1	0	0	1
Team	11	4	1	0	16

CAREER MULTI-RBI GAMES

Name	2	3	4	5+	Total
Jeremy Eierman	20	9	5	2	36
Hunter Steinmetz	14	6	1	0	21
Drew Millas	8	2	0	0	10
Jack Duffy	3	1	0	0	4
Logan Geha	4	0	0	0	4
Landan Ruff	2	1	0	0	3
John Privitera	0	1	1	0	2
Ben Whetstone	1	1	0	0	2
Ryan Skalnik	0	1	0	0	1
Matt Brown	0	1	0	0	1
Team	52	23	7	2	84

GAME-WINNING RBI

Name	'15	'16	'17	'18	Total
Jeremy Eierman	--	3	7	0	10
Hunter Steinmetz	--	3	2	1	6
Jack Duffy	--	--	1	2	3
Logan Geha	--	--	1	1	2
Drew Millas	--	--	2	0	2
Landan Ruff	0	0	2	0	2
Matt Brown	--	--	0	1	1
John Privitera	--	--	0	1	1
Ryan Skalnik	--	--	1	0	1
Ben Whetstone	--	--	0	1	1
Brooks Zimmerman	--	--	--	1	1
Team	0	6	16	8	30

HOME RUN TRACKER

No.	Player (No.)	Opp. (Date)	On Base	Inn.	Outs.	Pitcher (T)
1.	Jack Duffy (1)	Texas Southern (2/16)	0	5	1	Furlong (L)
2.	Brooks Zimmerman (1)	Lamar (2/16)	0	2	0	Campbell (R)
3.	Ben Whetstone (1)	Texas Southern (2/18)	0	2	0	Boykins (R)
4.	Jeremy Eierman (1)	ECU (3/3)	0	9	0	Lanier (R)
5.	Hunter Steinmetz (1)	Oklahoma State (3/7)	2	1	1	Leeper (R)
6.	Ben Whetstone (2)	Arkansas State (3/9)	0	2	1	Welsh (R)
7.	Matt Brown (1)	Arkansas State (3/9)	1	2	1	Welsh (R)
8.	Ben Whetstone (3)	Arkansas State (3/9)	1	3	2	Welsh (R)
9.	Matt Brown (2)	Arkansas State (3/9)	0	4	0	Welsh (R)
10.	Landan Ruff (1)	Arkansas State (3/10)	0	3	1	Lee (L)
11.	Ben Whetstone (4)	Arkansas State (3/11)	0	8	1	Ritter (R)

HOME RUN BREAKDOWN

Home	7	1 Out	6	3rd inning	2
Road	2	2 Outs	1	4th inning	1
Neutral	2	Solo	8	5th inning	1
vs. RHP	9	Two-run	2	6th inning	0
vs. LHP	2	Three-run	1	7th inning	0
vs. MVC	0	Grand slam	0	8th inning	1
vs. Non-MVC	11	1st inning	1	9th inning	1
0 Outs	4	2nd inning	4	Extra innings	0

HOME RUN BREAKDOWN

Player	Left Line	Left	Left Center	Center	Right Center	Right	Right Line
Matt Brown	0	0	2	0	0	0	0
Jeremy Eierman	0	1	0	0	0	0	0
Jack Duffy	0	1	0	0	0	0	0
Landan Ruff	1	0	0	0	0	0	0
Hunter Steinmetz	0	0	0	0	0	1	0
Ben Whetstone	0	0	0	0	1	3	0
Brooks Zimmerman	1	0	0	0	0	0	0
Total	2	2	2	0	1	4	0


BEARS MISCELLANEOUS

Home	2-2	When opponent scores 3-5 runs	4-1
Away	3-2	When opponent scores 6-9 runs	1-2
Neutral	3-1	When opponent scores 10+ runs	0-1
Day games	6-5	Shutouts	0-2
Night games	2-0	Missouri State scores first	4-3
On turf	0-0	Opponent scores first	4-2
On turf infield/grass outfield	4-2	Missouri State scores in first inning	1-2
On grass	4-3	Opponent scores in first inning	2-1
Wearing black jersey/maroon hat	0-1	Leading after six	7-1
Wearing maroon jersey/maroon hat	1-1	Trailing after six	1-3
Wearing maroon jersey/camo hat	1-0	Tied after six	0-1
Wearing maroon jersey/white hat	1-0	Leading after seven	7-0
Wearing MoState jersey/maroon hat	4-1	Trailing after seven	1-4
Wearing MoState jersey/white panel hat	0-1	Tied after seven	0-1
Wearing white jersey/maroon hat	1-1	Leading after eight	7-0
In Texas	2-1	Trailing after eight	0-4
In Arkansas	1-1	Tied after eight	1-1
In Oklahoma	0-0	Out-hit opponents	4-1
In North Carolina	2-1	Out-hit by opponents	3-4
In Missouri	2-2	Matching hits	1-0
In Kansas	0-0	On Monday	0-0
In Indiana	0-0	On Tuesday	0-0
In Illinois	0-0	On Wednesday	0-1
In Texas	0-0	On Thursday	0-0
Doubleheaders	1-1	On Friday	3-1
Extra innings	0-1	On Saturday	1-2
vs. Ranked teams	3-1	On Sunday	4-1
vs. Unranked teams	5-4	In February	4-2
vs. Starting LHP	3-2	In March	4-3
vs. Starting RHP	5-3	In April	0-0
One-run games	3-1	In May	0-0
Five+ run games	3-1	Last 5 games	3-2
When scoring 0-2 runs	0-3	Last 10 games	6-4
When scoring 3-5 runs	2-1		
When scoring 6-9 runs	4-1		
When scoring 10+ runs	2-0		
When opponent scores 0-2 runs	3-1		

MISSOURI STATE BASEBALL

Game 14 | MISSOURI STATE BEARS vs. ORAL ROBERTS GOLDEN EAGLES | March 13, 2018 | 3:02 p.m. | Springfield, Mo. | Hammons Field (8,000) | KBFL AM/FM | ESPN3

RETIRED NUMBERS



Bill Rowe

On Saturday, May 8, 2004, former head baseball coach and director of athletics **Bill Rowe** became the first person in the 48-year history of the MSU baseball program to have his number retired.

Rowe guided the baseball Bears as head coach for 19 years from the start of the program in 1964 through its final season in NCAA Division II in 1982. He led the Bears to a 394-230-1 record and four Division II College World Series appearances. Under Rowe, the Bears finished as national runners-up in 1969 and finished third nationally in 1970 (just the sixth and seventh years of the program). As athletic director, Rowe guided the Bears from

Division II to Division I and saw the Bears change leagues from the MIAA and Mid-Continent Conferences to a current membership in the Missouri Valley Conference.

The retirement ceremony for Rowe's jersey was held prior to the Bears' doubleheader against Illinois State.

The indoor practice facility at Hammons Field also bears Rowe's name as of January 30, 2010.



Ryan Howard

On Dec. 18, 2010, Missouri State retired the No. 6 jersey of former Bear and 2006 National League Most Valuable Player **Ryan Howard** at JQH Arena.

A St. Louis native who played at Missouri State from 1999-2001, Howard finished his collegiate career with 50 home runs, 183 RBIs and a .335 career average in 172 games. He was the 1999 Missouri Valley Conference Freshman of the Year and MSU's A.E. "Ted" Willis Most Valuable Player in 2000.

Since being drafted by Philadelphia in the fifth round of the 2001 draft, Howard has enjoyed a standout professional career. His long list of accomplishments as a member of

the Phillies includes 2005 National League Rookie of the Year, 2006 NL MVP, 2006 Home Run Derby champion, 2008 World Series champion, 2009 NLCS MVP and three All-Star selections.

Howard debuted with the Phillies in 2004, accumulating a career batting average of .258 with 382 homers and 1,194 RBIs in 1,572 MLB games over 13 seasons.



BEARS IN THE BIGS

- Scott Bailes
- Mark Bailey
- Buddy Baumann* (San Diego Padres)
- Scott Carroll
- Matt Cepicky
- Ross Detwiler
- Bart Evans
- Jeff Gray
- Jason Hart
- Ryan Howard
- Pierce Johnson
- Mike Kickham
- Shaun Marcum
- Bill Mueller
- Matt Palmer
- John Rheinecker
- Brett Sinkbeil
- Luke Voit* (St. Louis Cardinals)
- Brad Ziegler* (Miami Marlins)

SERIES BREAKDOWN

Series	W-L	Hitting Avg.	R	2B	HR	SB	FLD%	Pitching ERA	SO/BB	BAA
Texas Southern	2-0	.300	14	0	2	4	.987	3.50	15/5	.300
Lamar	1-1	.275	11	3	1	1	.973	4.24	12/8	.258
Central Arkansas	1-1	.141	5	3	0	2	.952	0.98	21/11	.161
Saint Joseph's	0-1	.036	3	1	0	2	.935	3.38	11/7	.281
ECU	1-0	.361	7	2	1	2	1.000	4.00	11/5	.226
Pepperdine	1-0	.290	8	3	0	1	.976	5.00	4/6	.378
Oklahoma State	0-1	.275	8	3	1	4	.914	6.00	14/7	.216
Arkansas State	2-1	.226	18	6	6	0	.990	3.00	27/13	.194
Oral Roberts										
Iowa										
Seton Hall										
Southeast Missouri										
Murray State										
CSUN										
Kansas										
Indiana State										
Missouri										
Evansville										
Oregon State										
Arkansas										
Illinois State										
Bradley										
Valparaiso										
Southern Illinois										
DBU										

SINGLE-GAME HIGHS

Batting	Individual	Team
At Bats	6, Hunter Steinmetz vs. Oklahoma State (3/7)	40 vs. Oklahoma State (3/7)
Runs	3, (4 times)	12 vs. Arkansas State (3/9)
Hits	4, Ben Whetstone vs. Texas Southern (2/18)	14 at Lamar (2/16)
	4, Drew Millas at ECU (3/3)	
Doubles	2, Jeremy Eierman vs. Oklahoma State (3/7)	3 (4 times)
Triples	1, John Privitera vs. Texas Southern (2/18)	1 vs. Texas Southern (2/18)
	1, Jack Duffy at Central Arkansas (2/25)	1 at Central Arkansas (2/25)
	1, Landan Ruff vs. Oklahoma State (3/7)	1 vs. Oklahoma State (3/7)
Home Runs	2, Matt Brown vs. Arkansas State (3/9)	4 vs. Arkansas State (3/9)
	2, Ben Whetstone vs. Arkansas State (3/9)	
Runs Batted In	4, Hunter Steinmetz vs. Oklahoma State (3/7)	9 at Lamar (2/18)
Total Bases	8, Ben Whetstone vs. Arkansas State (3/9)	28 vs. Arkansas State (3/9)
	8, Matt Brown vs. Arkansas State (3/9)	
Stolen Bases	2, Jeremy Eierman (2 times)	4 vs. Oklahoma State (3/7)
Walks	3, Drew Millas vs. Texas Southern (2/16)	10 vs. Oklahoma State (3/7)
Strikeouts	3, (4 times)	13 at Central Arkansas (2/25)
		13 vs. Saint Joseph's (3/2)

Fielding	Individual	Team
Putouts	14, Logan Geha vs. Oklahoma State (3/7)	28 at Central Arkansas (2/25)
Assists	5, Jeremy Eierman (2 times)	14 at Central Arkansas (2/25)
		14 vs. Pepperdine (3/4)
Errors	2, Jordan Fitzpatrick vs. Oklahoma State (3/7)	3 vs. Oklahoma State (3/7)
Double Plays	2, Ben Whetstone (2 times)	2 at Central Arkansas (2/25)
	2, Jeremy Eierman (2 times)	2 vs. Pepperdine (3/4)
	2, John Privitera at Central Arkansas (2/25)	

Pitching	Individual	Team
Innings Pitched	8.0, Dylan Coleman at Central Arkansas (2/25)	9.1 at Central Arkansas (2/25)
Runs Allowed	6, Ty Buckner at Lamar (2/17)	10 vs. Oklahoma State (3/7)
Earned Runs Allowed	5, Connor Sechler vs. Oklahoma State (3/7)	6 at Lamar (2/17)
		6 vs. Oklahoma State (3/7)
		6 vs. Oklahoma State (3/7)
Hits Allowed	7, (3 times)	11 vs. Texas Southern (2/16)
Walks	5, Dylan Coleman vs. Arkansas State (3/9)	7 (4 times)
Strikeouts	13, Dylan Coleman at Central Arkansas (2/25)	14 at Central Arkansas (2/25)
		14 vs. Oklahoma State (3/7)

MISSOURI STATE BASEBALL

Game 14 | MISSOURI STATE BEARS vs. ORAL ROBERTS GOLDEN EAGLES | March 13, 2018 | 3:02 p.m. | Springfield, Mo. | Hammons Field (8,000) | KBFL AM/FM | ESPN3

SEASON RESULTS

Date	MSU Totals	Opponent	Opp. Totals	W/L	Record	Winner	Loser	Save	Highlights
2/16	8-8-1	vs. Texas Southern [^]	2-11-2	W	1-0	SECHLER (1-0)	Furlong (0-1)	--	Duffy 2-4, HR, 2 R; Sechler 4.1 IP, 3 H, 1 ER, 4 K's
2/16	11-14-1	at Lamar [^]	2-7-1	W	2-0	COLEMAN (1-0)	Campbell (0-1)	--	Coleman 6.0 IP, 3 H, 1 ER, 7 K's; Zimmerman 3-4, HR, Brown 2-3
2/17	0-5-1	at Lamar [^]	8-10-0	L	2-1	Sills (1-0)	BUCKNER (0-1)	Driskill (1)	Witherspoon 4.1 IP, 3 H, 0 ER, 2 K's; Privitera 2-3
2/18	6-10-0	vs. Texas Southern [^]	5-10-1	W	3-1	WILEY (1-0)	Suarez (0-1)	RUSSELL (1)	Whetstone 4-5, HR; Privitera 2-4, 3B, 3 RBIs; Wiley 3.2 IP, 3 K's
2/25	2-0-2	at Central Arkansas	1-4-0	L (10)	3-2	Moyer (1-1)	WILEY (1-1)	--	Coleman 8.0 IP, 2 H, 0 R, 13 K's; UCA walkoff win in 10th
2/25	5-7-2	at Central Arkansas	2-6-0	W	4-2	SCHWAB (1-0)	Davenport (0-1)	WILEY (1)	Steinmetz 2-4, 3B, RBI; Millas 2 RBIs
3/2	3-1-2	vs. St. Joseph's [@]	6-9-2	L	4-3	Brennan (1-1)	WILEY (1-2)	Powles (1)	SJU scores five in 6th, holds MSU to one hit
3/3	7-13-0	at ECU [@]	4-7-1	W	5-3	COLEMAN (2-0)	Agnos (0-1)	RUSSELL (2)	Coleman 7.0 IP, 6 H, 3 ER, 8 K's; Millas 4-4, 2 RBIs
3/4	8-9-1	vs. Pepperdine [@]	7-14-2	W	6-3	LOCHNER (1-0)	Pendergast (0-2)	--	Eierman 2-3, RBI, 2 BB; Duffy 2-run 2B in 8th, 2 OF assists
3/7	8-11-3	Oklahoma State	10-8-2	L	6-4	Aleaziz (1-0)	SECHLER (1-1)	Basso (1)	Steinmetz 3-6, HR, 4 RBI; Eierman 3-5, 2 2B, 2 R, 2 SB
3/9	12-12-1	Arkansas State	4-3-1	W	7-4	COLEMAN (3-0)	Welsh (1-1)	--	Whetstone 2-2, 2 HR, 3 R, 3 RBIs; Brown 2-3, 2 HR, 3 R, 3 RBIs
3/10	1-4-0	Arkansas State	4-7-0	L	7-5	Lee (2-1)	BUCKNER (0-2)	Kutzke (3)	Buckner 6.0 IP, 5 H, 3 ER, 6 K's
3/11	5-5-0	Arkansas State	4-9-2	W	8-5	FROMSON (1-0)	Lannon (0-1)	--	Brown GWRBI on SF in 9th; Whetstone 3rd HR of series
3/13		Oral Roberts							
3/14		vs. Iowa ^{\$}							
3/17		vs. Seton Hall							
3/17		at Oklahoma State							
3/20		Southeast Missouri							
3/21		Murray State							
3/23		CSUN							
3/24		CSUN							
3/25		CSUN							
3/27		at Kansas							
3/30		at Indiana State [*]							
3/31		at Indiana State [*]							
4/1		at Indiana State [*]							
4/3		vs. Missouri [*]							
4/6		Evansville [*]							
4/7		Evansville [*]							
4/8		Evansville [*]							
4/10		Missouri							
4/13		Oregon State ^(DH)							
4/14		Oregon State							
4/17		at Arkansas							
4/20		Illinois State [*]							
4/21		Illinois State [*]							
4/22		Illinois State [*]							
4/24		at Missouri							
4/27		at Bradley [*]							
4/28		at Bradley [*]							
4/29		at Bradley [*]							
5/2		Kansas							
5/4		at Valparaiso [*]							
5/5		at Valparaiso [*]							
5/6		at Valparaiso [*]							
5/11		Southern Illinois [*]							
5/12		Southern Illinois [*]							
5/13		Southern Illinois [*]							
5/17		at DBU [*]							
5/18		at DBU [*]							
5/19		at DBU [*]							

* Missouri Valley Conference game; ^ at Cardinal Classic (Beaumont, Texas); @ at Keith LeClair Classic (Greenville, N.C.); \$ at KC Urban Youth Academy (Kansas City, Mo.); & at Busch Stadium (St. Louis, Mo.)

Record Breakdown: 8-5 overall, 8-5 non-conference; 0-0 MVC; 3-2 away; 2-2 home; 3-1 neutral; 4-2 February; 4-3 March; 6-5 day games; 2-0 night games; longest winning streak - 2; longest losing streak - 1.

MISSOURI STATE BASEBALL

Game 14 | MISSOURI STATE BEARS vs. ORAL ROBERTS GOLDEN EAGLES | March 13, 2018 | 3:02 p.m. | Springfield, Mo. | Hammons Field (8,000) | KBFL AM/FM | ESPN3

OVERALL BATTING-FIELDING STATISTICS

Record: 8-5 Home: 2-2 Away: 3-2 Neutral: 3-1 MVC: 0-0

Player	avg	gp-gs	ab	r	h	2b	3b	hr	rbi	tb	slg%	bb	hp	so	gdp	ob%	sf	sh	sb-att	po	a	e	fld%
Millas,Drew	.372	13-13	43	2	16	3	0	0	15	19	.442	8	1	6	5	.463	2	0	0-0	1	0	0	1.000
Eierman,Jeremy	.294	13-13	51	12	15	6	1	1	6	26	.510	6	3	11	2	.400	0	0	6-7	27	29	2	.966
Whetstone,Ben	.283	13-13	46	7	13	1	0	4	8	26	.565	9	0	12	0	.400	0	0	1-1	97	10	1	.991
Steinmetz,Hunter	.269	13-13	52	7	14	3	0	1	10	20	.385	3	2	16	0	.328	1	1	4-4	20	1	0	1.000
Privitera,John	.229	13-13	48	9	11	3	1	0	6	16	.333	10	1	12	0	.373	0	1	3-3	22	28	3	.943
Duffy,Jack	.222	13-12	45	8	10	3	1	1	6	18	.400	3	2	10	1	.300	0	0	0-0	20	3	1	.958
Zimmerman,Brooks	.185	11-7	27	2	5	0	0	1	2	8	.296	2	0	10	0	.233	1	0	0-0	14	0	2	.875
Brown,Matt	.172	13-10	29	6	5	1	0	2	5	12	.414	2	1	10	2	.242	1	1	0-0	7	14	0	1.000
Geha,Logan	.162	13-13	37	11	6	0	0	0	4	6	.162	7	4	15	1	.354	0	3	1-2	111	14	0	1.000

Fitzpatrick,Jordan	.182	8-2	11	1	2	0	0	0	0	2	.182	2	0	3	0	.308	0	0	0-0	0	0	2	.000
Ruff,Landan	.167	12-6	18	6	3	0	1	1	3	8	.444	5	1	8	0	.375	0	1	0-1	17	1	0	1.000
Faith,Sam	.100	8-2	10	3	1	1	0	0	1	2	.200	1	1	3	0	.250	0	1	0-0	1	6	1	.875
Skalnik,Ryan	.000	4-0	2	0	0	0	0	0	0	0	.000	0	1	1	0	.333	0	0	1-1	3	1	0	1.000
Briggs,Michael	.000	1-0	1	0	0	0	0	0	0	0	.000	0	0	1	0	.000	0	0	0-0	0	0	0	.000
McGuire,Max	.000	1-0	1	0	0	0	0	0	0	0	.000	0	0	1	0	.000	0	0	0-0	0	0	0	.000
Totals	.240	13	421	74	101	21	4	11	66	163	.387	58	17	119	11	.351	5	8	16-19	346	124	14	.971
Opponents	.242	13	433	59	105	17	1	6	52	142	.328	62	22	115	9	.365	1	5	14-18	343	101	14	.969

OVERALL PITCHING STATISTICS

(All games Sorted by Earned run avg)

Player	era	w-l	app	gs	cg	sho	sv	ip	h	r	er	bb	so	2b	3b	hr	b/avg	wp	hp	bk	sfa	sha
Coleman,Dylan	1.61	3-0	4	4	0	0/0	0	28.0	13	5	5	15	34	2	0	0	.143	2	0	0	0	2
Buckner,Ty	3.50	0-2	4	4	0	0/0	0	18.0	19	12	7	11	11	2	0	1	.271	0	1	0	0	0
Wiley,Logan	3.77	1-2	8	0	0	0/0	1	14.1	17	9	6	3	17	2	0	0	.288	4	3	0	1	2
Knight,Austin	3.86	0-0	3	3	0	0/0	0	14.0	17	6	6	7	12	1	0	1	.304	2	5	0	0	0
Sechler,Connor	4.40	1-1	6	0	0	0/0	0	14.1	11	7	7	6	16	2	1	1	.212	0	6	1	0	0

Fromson,Jake	0.00	1-0	2	0	0	0/0	0	1.2	0	0	0	0	0	0	0	0	.000	0	2	0	0	0
Gibbs,Zach	0.00	0-0	1	0	0	0/0	0	1.0	1	3	0	2	1	1	0	0	.200	0	0	0	0	0
Witherspoon,Nate	1.69	0-0	5	0	0	0/0	0	5.1	4	1	1	4	4	1	0	1	.200	0	2	0	0	0
McAlister,Tyler	3.86	0-0	2	2	0	0/0	0	9.1	10	8	4	4	11	2	0	1	.270	0	2	0	0	1
Schwab,Davis	4.50	1-0	3	0	0	0/0	0	2.0	4	1	1	2	2	2	0	0	.444	1	1	0	0	0
Russell,Matt	7.71	0-0	6	0	0	0/0	2	4.2	5	4	4	7	5	0	0	0	.263	1	0	0	0	0
Dame,Hunter	9.00	0-0	1	0	0	0/0	0	1.0	2	1	1	0	0	1	0	0	.400	0	0	0	0	0
Lochner,Jake	10.80	1-0	2	0	0	0/0	0	1.2	2	2	2	1	2	1	0	1	.333	0	0	0	0	0
Totals	3.43	8-5	13	13	0	0/0	3	115.1	105	59	44	62	115	17	1	6	.242	10	22	1	1	5
Opponents	4.96	5-8	13	13	0	2/2	4	114.1	101	74	63	58	119	21	4	11	.240	9	17	3	5	8

MISSOURI STATE BASEBALL

Game 14 | MISSOURI STATE BEARS vs. ORAL ROBERTS GOLDEN EAGLES | March 13, 2018 | 3:02 p.m. | Springfield, Mo. | Hammons Field (8,000) | KBFL AM/FM | ESPN3

ROAD BATTING-FIELDING STATISTICS

Record: 3-2 Home: 0-0 Away: 3-2 MVC: 0-0

Player	avg	gp-gs	ab	r	h	2b	3b	hr	rbi	tb	slg%	bb	hp	so	gdp	ob%	sf	sh	sb-att	po	a	e	fld%
Millas,Drew	.368	5-5	19	0	7	0	0	0	6	7	.368	1	0	2	3	.400	0	0	0-0	0	0	0	.000
Steinmetz,Hunter	.300	5-5	20	3	6	1	0	0	2	7	.350	1	0	4	0	.333	0	1	2-2	6	0	0	1.000
Privitera,John	.294	5-5	17	6	5	2	0	0	2	7	.412	5	1	5	0	.478	0	0	2-2	9	13	3	.880
Zimmerman,Brooks	.286	4-4	14	1	4	0	0	1	1	7	.500	1	0	4	0	.333	0	0	0-0	6	0	0	1.000
Brown,Matt	.273	5-4	11	3	3	1	0	0	1	4	.364	1	0	2	0	.333	0	0	0-0	1	8	0	1.000
Whetstone,Ben	.211	5-5	19	0	4	0	0	0	1	4	.211	1	0	6	0	.250	0	0	0-0	45	6	0	1.000
Duffy,Jack	.211	5-5	19	2	4	1	1	0	2	7	.368	0	0	4	0	.211	0	0	0-0	4	1	1	.833
Eierman,Jeremy	.200	5-5	20	4	4	2	0	1	3	9	.450	1	1	6	0	.273	0	0	0-0	10	13	1	.958
Geha,Logan	.200	5-5	15	2	3	0	0	0	2	3	.200	1	1	8	1	.294	0	1	0-1	41	10	0	1.000

Faith,Sam	.143	4-1	7	1	1	1	0	0	1	2	.286	0	0	2	0	.143	0	0	0-0	1	1	1	.667
Fitzpatrick,Jordan	.000	3-0	3	0	0	0	0	0	0	0	.000	0	0	2	0	.000	0	0	0-0	0	0	0	.000
Ruff,Landan	.000	5-1	3	1	0	0	0	0	0	0	.000	1	0	0	0	.250	0	1	0-1	5	1	0	1.000
McGuire,Max	.000	1-0	1	0	0	0	0	0	0	0	.000	0	0	1	0	.000	0	0	0-0	0	0	0	.000
Skalnik,Ryan	.000	2-0	1	0	0	0	0	0	0	0	.000	0	0	0	0	.000	0	0	1-1	1	0	0	1.000
Totals	.243	5	169	23	41	8	1	2	21	57	.337	13	3	46	4	.308	0	3	5-7	133	57	6	.969
Opponents	.214	5	159	17	34	5	0	2	16	45	.283	24	8	44	4	.346	0	3	6-9	138	45	2	.989

ROAD PITCHING STATISTICS

(Away games Sorted by Earned run avg)

Player	era	w-l	app	gs	cg	sho	sv	ip	h	r	er	bb	so	2b	3b	hr	b/avg	wp	hp	bk	sfa	sha
Coleman,Dylan	1.71	2-0	3	3	0	0/0	0	21.0	11	4	4	10	28	1	0	0	.159	2	0	0	0	2
Buckner,Ty	5.14	0-1	2	2	0	0/0	0	7.0	7	7	4	8	3	0	0	0	.250	0	1	0	0	0

Sechler,Connor	0.00	0-0	1	0	0	0/0	0	2.0	1	0	0	0	1	0	0	0	.200	0	3	0	0	0
Schwab,Davis	0.00	1-0	1	0	0	0/0	0	1.1	2	0	0	1	2	1	0	0	.333	1	1	0	0	0
Witherspoon,Nate	1.93	0-0	3	0	0	0/0	0	4.2	4	1	1	2	3	1	0	1	.222	0	2	0	0	0
Wiley,Logan	2.45	0-1	3	0	0	0/0	1	3.2	3	1	1	0	3	0	0	0	.214	0	1	0	0	1
Russell,Matt	3.86	0-0	3	0	0	0/0	1	2.1	2	1	1	2	2	0	0	0	.222	0	0	0	0	0
Dame,Hunter	9.00	0-0	1	0	0	0/0	0	1.0	2	1	1	0	0	1	0	0	.400	0	0	0	0	0
Lochner,Jake	13.50	0-0	1	0	0	0/0	0	1.1	2	2	2	1	2	1	0	1	.400	0	0	0	0	0
Totals	2.84	3-2	5	5	0	0/0	2	44.1	34	17	14	24	44	5	0	2	.214	3	8	0	0	3
Opponents	4.11	2-3	5	5	0	2/2	1	46.0	41	23	21	13	46	8	1	2	.243	3	3	0	0	3

MISSOURI STATE BASEBALL

Game 14 | MISSOURI STATE BEARS vs. ORAL ROBERTS GOLDEN EAGLES | March 13, 2018 | 3:02 p.m. | Springfield, Mo. | Hammons Field (8,000) | KBFL AM/FM | ESPN3

HOME BATTING-FIELDING STATISTICS

Record: 2-2 Home: 2-2 Away: 0-0 MVC: 0-0

Player	avg	gp-gs	ab	r	h	2b	3b	hr	rbi	tb	slg%	bb	hp	so	gdp	ob%	sf	sh	sb-att	po	a	e	fld%
Eierman,Jeremy	.471	4-4	17	6	8	4	1	0	2	14	.824	1	1	1	0	.526	0	0	2-2	11	5	0	1.000
Steinmetz,Hunter	.316	4-4	19	1	6	1	0	1	6	10	.526	0	0	6	0	.316	0	0	0-0	6	0	0	1.000
Whetstone,Ben	.308	4-4	13	4	4	1	0	3	4	14	1.077	3	0	4	0	.438	0	0	0-0	24	2	1	.963
Millas,Drew	.231	4-4	13	1	3	1	0	0	5	4	.308	4	1	3	0	.421	1	0	0-0	1	0	0	1.000
Ruff,Landan	.200	4-4	10	2	2	0	1	1	2	7	.700	3	1	6	0	.429	0	0	0-0	6	0	0	1.000
Duffy,Jack	.182	4-3	11	3	2	1	0	0	1	3	.273	2	2	4	0	.400	0	0	0-0	9	0	0	1.000
Brown,Matt	.182	4-3	11	3	2	0	0	2	4	8	.727	1	0	3	1	.231	1	0	0-0	3	3	0	1.000
Geha,Logan	.143	4-4	14	4	2	0	0	0	0	2	.143	3	0	4	0	.294	0	0	1-1	38	2	0	1.000
Privitera,John	.133	4-4	15	2	2	1	0	0	0	3	.200	3	0	4	0	.278	0	0	1-1	5	6	0	1.000

Zimmerman,Brooks	.200	3-1	5	0	1	0	0	0	1	1	.200	0	0	2	0	.167	1	0	0-0	2	0	0	1.000
Fitzpatrick,Jordan	.000	2-1	3	0	0	0	0	0	0	0	.000	2	0	0	0	.400	0	0	0-0	0	0	2	.000
Briggs,Michael	.000	1-0	1	0	0	0	0	0	0	0	.000	0	0	1	0	.000	0	0	0-0	0	0	0	.000
Faith,Sam	.000	1-0	1	0	0	0	0	0	0	0	.000	0	0	1	0	.000	0	0	0-0	0	1	0	1.000
Skalnik,Ryan	.000	1-0	0	0	0	0	0	0	0	0	.000	0	0	0	0	.000	0	0	0-0	2	1	0	1.000
Totals	.241	4	133	26	32	9	2	7	25	66	.496	22	5	39	1	.362	3	0	4-4	108	26	4	.971
Opponents	.200	4	135	22	27	5	1	4	18	46	.341	20	8	41	1	.335	1	0	3-3	103	22	5	.962

HOME PITCHING STATISTICS

(Home games Sorted by Earned run avg)

Player	era	w-l	app	gs	cg	sho	sv	ip	h	r	er	bb	so	2b	3b	hr	b/avg	wp	hp	bk	sfa	sha
Coleman,Dylan	1.29	1-0	1	1	0	0/0	0	7.0	2	1	1	5	6	1	0	0	.091	0	0	0	0	0
Wiley,Logan	1.69	0-0	2	0	0	0/0	0	5.1	3	1	1	1	9	0	0	0	.167	2	1	0	1	0
McAlister,Tyler	2.08	0-0	1	1	0	0/0	0	4.1	4	5	1	2	9	1	0	1	.200	0	0	0	0	0
Buckner,Ty	4.50	0-1	1	1	0	0/0	0	6.0	5	3	3	2	6	1	0	1	.217	0	0	0	0	0
Knight,Austin	6.75	0-0	1	1	0	0/0	0	5.1	7	4	4	2	2	1	0	1	.318	2	2	0	0	0
Sechler,Connor	9.64	0-1	2	0	0	0/0	0	4.2	5	5	5	3	7	0	1	1	.263	0	3	0	0	0

Fromson,Jake	0.00	1-0	2	0	0	0/0	0	1.2	0	0	0	0	0	0	0	0	.000	0	2	0	0	0
Gibbs,Zach	0.00	0-0	1	0	0	0/0	0	1.0	1	3	0	2	1	1	0	0	.200	0	0	0	0	0
Witherspoon,Nate	0.00	0-0	2	0	0	0/0	0	0.2	0	0	0	2	1	0	0	0	.000	0	0	0	0	0
Schwab,Davis	0.00	0-0	1	0	0	0/0	0	0.0	0	0	0	1	0	0	0	0		0	0	0	0	0
Totals	3.75	2-2	4	4	0	0/0	0	36.0	27	22	15	20	41	5	1	4	.200	4	8	0	1	0
Opponents	5.77	2-2	4	4	0	0/0	2	34.1	32	26	22	22	39	9	2	7	.241	4	5	1	3	0

MISSOURI STATE BASEBALL

Game 14 | MISSOURI STATE BEARS vs. ORAL ROBERTS GOLDEN EAGLES | March 13, 2018 | 3:02 p.m. | Springfield, Mo. | Hammons Field (8,000) | KBFL AM/FM | ESPN3

RETURNING LETTERWINNERS CAREER STATISTICS

Individual Career History

Brown, Matt

Year	avg	gp-gs	ab	r	h	2b	3b	hr	rbi	tb	slg%	bb	hbp	so	gdp	ob%	sf	sh	sb-att	po	a	e	fld%
2017	.091	21-12	33	5	3	1	0	1	3	7	.212	12	6	19	0	.412	0	2	0-0	36	4	2	.952
2018	.172	13-10	29	6	5	1	0	2	5	12	.414	2	1	10	2	.242	1	1	0-0	7	14	0	1.000
TOTAL	.129	34-22	62	11	8	2	0	3	8	19	.306	14	7	29	2	.345	1	3	0-0	43	18	2	.968

Coleman, Dylan

Year	avg	gp-gs	ab	r	h	2b	3b	hr	rbi	tb	slg%	bb	hbp	so	gdp	ob%	sf	sh	sb-att	po	a	e	fld%
2016	.000	0-0	0	0	0	0	0	0	0	0	.000	0	0	0	0	.000	0	0	0-0	7	11	1	.947
2017	.000	0-0	0	0	0	0	0	0	0	0	.000	0	0	0	0	.000	0	0	0-0	6	7	2	.867
2018	.000	0-0	0	0	0	0	0	0	0	0	.000	0	0	0	0	.000	0	0	0-0	2	2	0	1.000
TOTAL	.000	0-0	0	0	0	0	0	0	0	0	.000	0	0	0	0	.000	0	0	0-0	15	20	3	.921

Year	era	w-l	app	gs	cq	sho	sv	ip	h	r	er	bb	so	2b	3b	hr	bf	bavq	wp	hbp	bk	sfa	sha
2016	4.98	6-4	15	14	0	0/0	0	72.1	73	48	40	49	82	16	2	1	339	.265	4	7	2	2	6
2017	4.80	8-3	18	16	1	0/2	0	99.1	85	57	53	50	106	18	3	10	438	.229	17	11	0	3	3
2018	1.61	3-0	4	4	0	0/0	0	28.0	13	5	5	15	34	2	0	0	108	.143	2	0	0	0	2
TOTAL	4.42	17-7	37	34	1	0/2	0	199.2	171	110	98	114	222	36	5	11	885	.232	23	18	2	5	11

Duffy, Jack

Year	avg	gp-gs	ab	r	h	2b	3b	hr	rbi	tb	slg%	bb	hbp	so	gdp	ob%	sf	sh	sb-att	po	a	e	fld%
2017	.222	58-45	158	21	35	8	1	0	17	45	.285	25	5	42	2	.344	1	0	7-8	88	0	2	.978
2018	.222	13-12	45	8	10	3	1	1	6	18	.400	3	2	10	1	.300	0	0	0-0	20	3	1	.958
TOTAL	.222	71-57	203	29	45	11	2	1	23	63	.310	28	7	52	3	.335	1	0	7-8	108	3	3	.974

Elerman, Jeremy

Year	avg	gp-gs	ab	r	h	2b	3b	hr	rbi	tb	slg%	bb	hbp	so	gdp	ob%	sf	sh	sb-att	po	a	e	fld%
2016	.296	59-59	230	45	68	13	4	9	48	116	.504	12	3	67	4	.336	2	2	6-6	63	163	21	.915
2017	.313	63-63	243	67	76	15	2	23	68	164	.675	41	12	61	7	.431	3	2	17-19	74	178	10	.962
2018	.294	13-13	51	12	15	6	1	1	6	26	.510	6	3	11	2	.400	0	0	6-7	27	29	2	.966
TOTAL	.303	135-135	524	124	159	34	7	33	122	306	.584	59	18	139	13	.389	5	4	29-32	164	370	33	.942

Fromson, Jake

Year	avg	gp-gs	ab	r	h	2b	3b	hr	rbi	tb	slg%	bb	hbp	so	gdp	ob%	sf	sh	sb-att	po	a	e	fld%
2016	.000	0-0	0	0	0	0	0	0	0	0	.000	0	0	0	0	.000	0	0	0-0	4	9	0	1.000
2017	.000	0-0	0	0	0	0	0	0	0	0	.000	0	0	0	0	.000	0	0	0-0	3	9	1	.923
TOTAL	.000	0-0	0	0	0	0	0	0	0	0	.000	0	0	0	0	.000	0	0	0-0	7	18	1	.962

Year	era	w-l	app	gs	cq	sho	sv	ip	h	r	er	bb	so	2b	3b	hr	bf	bavq	wp	hbp	bk	sfa	sha
2016	3.71	6-2	24	4	0	0/0	1	70.1	64	30	29	19	74	13	3	2	300	.247	4	13	1	5	4
2017	2.25	8-3	37	0	0	0/3	3	76.0	46	24	19	18	88	8	1	6	298	.170	9	7	0	1	1
2018	0.00	1-0	2	0	0	0/0	0	1.2	0	0	0	0	0	0	0	0	6	.000	0	2	0	0	0
TOTAL	2.92	15-5	63	4	0	0/3	4	148.0	110	54	48	37	162	21	4	8	604	.206	13	22	1	6	5

Geha, Logan

Year	avg	gp-gs	ab	r	h	2b	3b	hr	rbi	tb	slg%	bb	hbp	so	gdp	ob%	sf	sh	sb-att	po	a	e	fld%
2017	.203	34-25	64	20	13	3	0	1	10	19	.297	18	8	24	0	.429	1	5	3-4	162	35	3	.985
2018	.162	13-13	37	11	6	0	0	0	4	6	.162	7	4	15	1	.354	0	3	1-2	111	14	0	1.000
TOTAL	.188	47-38	101	31	19	3	0	1	14	25	.248	25	12	39	1	.403	1	8	4-6	273	49	3	.991

MISSOURI STATE BASEBALL

Game 14 | MISSOURI STATE BEARS vs. ORAL ROBERTS GOLDEN EAGLES | March 13, 2018 | 3:02 p.m. | Springfield, Mo. | Hammons Field (8,000) | KBFL AM/FM | ESPN3

RETURNING LETTERWINNERS CAREER STATISTICS

Individual Career History

Knight,Austin

Year	avg	gp-gs	ab	r	h	2b	3b	hr	rbi	tb	slg%	bb	hbp	so	gdp	ob%	sf	sh	sb-att	po	a	e	fld%
2015	.000	0-0	0	0	0	0	0	0	0	0	.000	0	0	0	0	.000	0	0	0-0	1	0	0	1.000
2016	.000	0-0	0	0	0	0	0	0	0	0	.000	0	0	0	0	.000	0	0	0-0	1	6	0	1.000
2017	.000	0-0	0	0	0	0	0	0	0	0	.000	0	0	0	0	.000	0	0	0-0	5	8	0	1.000
2018	.000	0-0	0	0	0	0	0	0	0	0	.000	0	0	0	0	.000	0	0	0-0	0	1	0	1.000
TOTAL	.000	0-0	0	0	0	0	0	0	0	0	.000	0	0	0	0	.000	0	0	0-0	7	15	0	1.000

Year	era	w-l	app	qs	cq	sho	sv	ip	h	r	er	bb	so	2b	3b	hr	bf	bavg	wp	hbp	bk	sfa	sha
2015	10.80	0-0	2	0	0	0/0	0	1.2	2	2	2	2	0	0	0	0	10	.333	0	1	0	1	0
2016	5.33	5-2	15	9	0	0/0	1	52.1	47	34	31	22	41	17	1	3	224	.242	2	4	1	2	2
2017	3.97	3-2	15	8	0	0/1	0	59.0	54	29	26	26	41	12	0	3	256	.256	10	6	2	6	7
2018	3.86	0-0	3	3	0	0/0	0	14.0	17	6	6	7	12	1	0	1	68	.304	2	5	0	0	0
TOTAL	4.61	8-4	35	20	0	0/1	1	127.0	120	71	65	57	94	30	1	7	558	.257	14	16	3	9	9

Lochner,Jake

Year	avg	gp-gs	ab	r	h	2b	3b	hr	rbi	tb	slg%	bb	hbp	so	gdp	ob%	sf	sh	sb-att	po	a	e	fld%
2016	.000	0-0	0	0	0	0	0	0	0	0	.000	0	0	0	0	.000	0	0	0-0	0	2	0	1.000
2017	.000	0-0	0	0	0	0	0	0	0	0	.000	0	0	0	0	.000	0	0	0-0	0	3	0	1.000
TOTAL	.000	0-0	0	0	0	0	0	0	0	0	.000	0	0	0	0	.000	0	0	0-0	0	5	0	1.000

Year	era	w-l	app	qs	cq	sho	sv	ip	h	r	er	bb	so	2b	3b	hr	bf	bavg	wp	hbp	bk	sfa	sha
2016	5.59	1-0	14	2	0	0/0	0	19.1	16	17	12	25	15	2	0	0	97	.229	3	1	0	0	0
2017	4.97	1-0	13	0	0	0/2	0	12.2	12	8	7	8	13	1	1	2	59	.240	2	1	0	0	0
2018	10.80	1-0	2	0	0	0/0	0	1.2	2	2	2	1	2	1	0	1	7	.333	0	0	0	0	0
TOTAL	5.61	3-0	29	2	0	0/2	0	33.2	30	27	21	34	30	4	1	3	163	.238	5	2	0	0	0

McAlister,Tyler

Year	avg	gp-gs	ab	r	h	2b	3b	hr	rbi	tb	slg%	bb	hbp	so	gdp	ob%	sf	sh	sb-att	po	a	e	fld%
2017	.000	0-0	0	0	0	0	0	0	0	0	.000	0	0	0	0	.000	0	0	0-0	0	1	0	1.000
2018	.000	0-0	0	0	0	0	0	0	0	0	.000	0	0	0	0	.000	0	0	0-0	0	3	0	1.000
TOTAL	.000	0-0	0	0	0	0	0	0	0	0	.000	0	0	0	0	.000	0	0	0-0	0	4	0	1.000

Year	era	w-l	app	qs	cq	sho	sv	ip	h	r	er	bb	so	2b	3b	hr	bf	bavg	wp	hbp	bk	sfa	sha
2017	9.31	0-1	10	1	0	0/1	0	9.2	16	16	10	13	11	6	0	0	62	.364	3	3	0	0	2
2018	3.86	0-0	2	2	0	0/0	0	9.1	10	8	4	4	11	2	0	1	44	.270	0	2	0	0	1
TOTAL	6.63	0-1	12	3	0	0/1	0	19.0	26	24	14	17	22	8	0	1	106	.321	3	5	0	0	3

Millas,Drew

Year	avg	gp-gs	ab	r	h	2b	3b	hr	rbi	tb	slg%	bb	hbp	so	gdp	ob%	sf	sh	sb-att	po	a	e	fld%
2017	.224	51-42	174	15	39	7	0	1	29	49	.282	13	2	42	2	.281	3	1	3-4	342	46	6	.985
2018	.372	13-13	43	2	16	3	0	0	15	19	.442	8	1	6	5	.463	2	0	0-0	1	0	0	1.000
TOTAL	.253	64-55	217	17	55	10	0	1	44	68	.313	21	3	48	7	.321	5	1	3-4	343	46	6	.985

MISSOURI STATE BASEBALL

Game 14 | MISSOURI STATE BEARS vs. ORAL ROBERTS GOLDEN EAGLES | March 13, 2018 | 3:02 p.m. | Springfield, Mo. | Hammons Field (8,000) | KBFL AM/FM | ESPN3

RETURNING LETTERWINNERS CAREER STATISTICS

Individual Career History

Moore,Alex

Year	avg	gp-gs	ab	r	h	2b	3b	hr	rbi	tb	slg%	bb	hbp	so	gdp	ob%	sf	sh	sb-att	po	a	e	fld%
2017	.000	0-0	0	0	0	0	0	0	0	0	.000	0	0	0	0	.000	0	0	0-0	1	2	0	1.000
TOTAL	.000	0-0	0	0	0	0	0	0	0	0	.000	0	0	0	0	.000	0	0	0-0	1	2	0	1.000

Year	era	w-l	app	gs	cq	sho	sv	ip	h	r	er	bb	so	2b	3b	hr	bf	bavg	wp	hbp	bk	sfa	sha
2017	2.61	0-0	10	0	0	0/0	0	10.1	11	5	3	5	7	0	0	0	49	.256	3	1	2	0	0
TOTAL	2.61	0-0	10	0	0	0/0	0	10.1	11	5	3	5	7	0	0	0	49	.256	3	1	2	0	0

Privitera,John

Year	avg	gp-gs	ab	r	h	2b	3b	hr	rbi	tb	slg%	bb	hbp	so	gdp	ob%	sf	sh	sb-att	po	a	e	fld%
2017	.235	37-24	81	17	19	1	0	0	8	20	.247	16	1	22	1	.364	1	4	2-3	39	51	2	.978
2018	.229	13-13	48	9	11	3	1	0	6	16	.333	10	1	12	0	.373	0	1	3-3	22	28	3	.943
TOTAL	.233	50-37	129	26	30	4	1	0	14	36	.279	26	2	34	1	.367	1	5	5-6	61	79	5	.966

Ruff,Landan

Year	avg	gp-gs	ab	r	h	2b	3b	hr	rbi	tb	slg%	bb	hbp	so	gdp	ob%	sf	sh	sb-att	po	a	e	fld%
2015	.000	19-0	1	4	0	0	0	0	0	0	.000	0	0	1	0	.000	0	0	0-0	0	0	0	.000
2016	.222	20-0	9	8	2	1	0	0	0	3	.333	0	0	0	1	.222	0	0	0-0	4	0	0	1.000
2017	.280	40-12	50	17	14	3	1	1	10	22	.440	7	3	15	1	.393	1	3	2-2	28	1	0	1.000
2018	.167	12-6	18	6	3	0	1	1	3	8	.444	5	1	8	0	.375	0	1	0-1	17	1	0	1.000
TOTAL	.244	91-18	78	35	19	4	2	2	13	33	.423	12	4	24	2	.368	1	4	2-3	49	2	0	1.000

Skalnik,Ryan

Year	avg	gp-gs	ab	r	h	2b	3b	hr	rbi	tb	slg%	bb	hbp	so	gdp	ob%	sf	sh	sb-att	po	a	e	fld%
2017	.205	32-8	39	3	8	2	0	1	10	13	.333	6	1	10	0	.319	1	1	0-0	2	1	0	1.000
2018	.000	4-0	2	0	0	0	0	0	0	0	.000	0	1	1	0	.333	0	0	1-1	3	1	0	1.000
TOTAL	.195	36-8	41	3	8	2	0	1	10	13	.317	6	2	11	0	.320	1	1	1-1	5	2	0	1.000

Steinmetz,Hunter

Year	avg	gp-gs	ab	r	h	2b	3b	hr	rbi	tb	slg%	bb	hbp	so	gdp	ob%	sf	sh	sb-att	po	a	e	fld%
2016	.316	59-59	247	57	78	14	7	1	27	109	.441	39	5	34	4	.418	1	2	14-15	126	1	2	.984
2017	.300	62-62	253	60	76	11	0	7	42	108	.427	45	7	59	2	.414	4	4	10-12	135	3	4	.972
2018	.269	13-13	52	7	14	3	0	1	10	20	.385	3	2	16	0	.328	1	1	4-4	20	1	0	1.000
TOTAL	.304	134-134	552	124	168	28	7	9	79	237	.429	87	14	109	6	.408	6	7	28-31	281	5	6	.979

Whetstone,Ben

Year	avg	gp-gs	ab	r	h	2b	3b	hr	rbi	tb	slg%	bb	hbp	so	gdp	ob%	sf	sh	sb-att	po	a	e	fld%
2017	.050	15-2	20	1	1	0	0	0	1	1	.050	4	0	7	0	.208	0	0	0-0	2	0	0	1.000
2018	.283	13-13	46	7	13	1	0	4	8	26	.565	9	0	12	0	.400	0	0	1-1	97	10	1	.991
TOTAL	.212	28-15	66	8	14	1	0	4	9	27	.409	13	0	19	0	.342	0	0	1-1	99	10	1	.991

MISSOURI STATE BASEBALL

Game 14 | MISSOURI STATE BEARS vs. ORAL ROBERTS GOLDEN EAGLES | March 13, 2018 | 3:02 p.m. | Springfield, Mo. | Hammons Field (8,000) | KBFL AM/FM | ESPN3

RETURNING LETTERWINNERS CAREER STATISTICS

Individual Career History

Witherspoon,Nate

Year	avg	gp-gs	ab	r	h	2b	3b	hr	rbi	tb	slg%	bb	hbp	so	gdp	ob%	sf	sh	sb-att	po	a	e	fld%
2017	.000	0-0	0	0	0	0	0	0	0	0	.000	0	0	0	0	.000	0	0	0-0	0	7	0	1.000
TOTAL	.000	0-0	0	0	0	0	0	0	0	0	.000	0	0	0	0	.000	0	0	0-0	0	7	0	1.000

Year	era	w-l	app	gs	cq	sho	sv	ip	h	r	er	bb	so	2b	3b	hr	bf	bavg	wp	hbp	bk	sfa	sha
2017	4.29	4-3	15	5	0	0/1	0	42.0	43	21	20	15	40	8	0	4	181	.270	4	2	1	2	3
2018	1.69	0-0	5	0	0	0/0	0	5.1	4	1	1	4	4	1	0	1	26	.200	0	2	0	0	0
TOTAL	3.99	4-3	20	5	0	0/1	0	47.1	47	22	21	19	44	9	0	5	207	.263	4	4	1	2	3

MISSOURI STATE BASEBALL

Game 14 | MISSOURI STATE BEARS vs. ORAL ROBERTS GOLDEN EAGLES | March 13, 2018 | 3:02 p.m. | Springfield, Mo. | Hammons Field (8,000) | KBFL AM/FM | ESPN3

MSU SEASON-CAREER HIGHS

2018 (11 G) #1 Brooks Zimmerman Career (11 G)	
4, 3x, last 3/2 vs. Saint Joseph's..... At-bats4, 3x, last 3/2/18 vs. Saint Joseph's	
3, 2/16 at Lamar..... Hits3, 2/16/18 at Lamar	
1, 2x, last 2/16 at Lamar..... Runs1, 2x, last 2/16/18 at Lamar	
1, 2x, last 3/9 vs. Arkansas State..... RBIs1, 2x, last 3/9/18 vs. Arkansas State	
NA..... StealsNA	
1, 2x, last 2/25 at Central Arkansas..... Walks1, 2x, last 2/25/18 at Central Arkansas	
3, 2/25 at Central Arkansas..... Strikeouts3, 2/25/18 at Central Arkansas	
NA..... DoublesNA	
1, 2/16 at Lamar..... Home runs1, 2/16/18 at Lamar	

2018 (13 G) #4 Logan Geha Career (47 G)	
4, 3x, last 3/10 vs. Arkansas State..... At-bats4, 7x, last 3/10/18 vs. Arkansas State	
2, 3/3 at ECU..... Hits2, 3x, last 3/3/18 at ECU	
2, 4x, last 3/9 vs. Arkansas State..... Runs3, 4/23/17 vs. Wichita State	
2, 2x, last 3/3 at ECU..... RBIs2, 4x, last 3/3/18 at ECU	
1, 3/7 vs. Oklahoma State..... Steals1, 3x, last 3/7/18 vs. Oklahoma State	
2, 2/16 vs. Texas Southern..... Walks2, 6x, last 2/16/18 vs. Texas Southern	
3, 2/25 at Central Arkansas..... Strikeouts3, 2/25/18 at Central Arkansas	
NA..... Doubles1, 3x, last 6/10/17 at TCU	
NA..... Home runs1, 5/13/17 vs. Indiana State	

2018 (4 G) #5 Ryan Skalnik Career (36 G)	
1, 2x, last 3/2 vs. Saint Joseph's..... At-bats4, 3/4/17 vs. Central Arkansas	
NA..... Hits1, 8x, last 4/15/17 at New Mexico	
NA..... Runs1, 3x, last 3/24/17 at Central Michigan	
NA..... RBIs3, 2/21/17 at Oral Roberts	
1, 3/3 at ECU..... Steals1, 3/3/18 at ECU	
NA..... Walks1, 6x, last 5/5/17 at Southern Illinois	
1, 3/2 vs. Saint Joseph's..... Strikeouts1, 11x, last 3/2/18 vs. Saint Joseph's	
NA..... Doubles1, 2x, last 3/12/17 at Minnesota	
NA..... Home runs1, 3/4/17 vs. Central Arkansas	

2018 (13 G) #7 Hunter Steinmetz Career (134 G)	
6, 3/7 vs. Oklahoma State..... At-bats6, 5x, last 3/7/18 vs. Oklahoma State	
3, 3/7 vs. Oklahoma State..... Hits3, 11x, last 3/7/18 vs. Oklahoma State	
2, 3/4 vs. Pepperdine..... Runs4, 6/4/17 at Arkansas	
4, 3/7 vs. Oklahoma State..... RBIs4, 3/7/18 vs. Oklahoma State	
1, 4x, last 3/3 at ECU..... Steals3, 3/16/16 vs. Western Illinois	
1, 3x, last 3/4 vs. Pepperdine..... Walks3, 5x, last 4/13/17 at New Mexico	
3, 2x, last 3/7 vs. Oklahoma State..... Strikeouts3, 6x, last 3/7/18 vs. Oklahoma State	
1, 3x, last 3/7 vs. Oklahoma State..... Doubles2, 2x, last 5/25/17 vs. Southern Illinois	
1, 3/7 vs. Oklahoma State..... Home runs1, 9x, last 3/7/18 vs. Oklahoma State	

2018 (4 G/4 GS) #10 Dylan Coleman Career (37 G/34 GS)	
8.0, 2/25 at Central Arkansas..... Innings8.0, 2/25/18 at Central Arkansas	
6, 3/3 at ECU..... Hits (most)8, 7x, last 5/26/17 vs. Wichita State	
2, 2x, last 3/9 vs. Arkansas State..... Hits (fewest)1, 2x, last 5/13/17 vs. Indiana State	
3, 3/3 at ECU..... ER (most)6, 3x, last 5/6/17 at Southern Illinois	
0, 2/25 at Central Arkansas..... ER (fewest)0, 5x, last 2/25/18 at Central Arkansas	
5, 3/9 vs. Arkansas State..... Walks6, 2x, last 5/19/16 vs. Illinois State	
13, 2/25 at Central Arkansas..... Strikeouts13, 2x, last 2/25/18 at Central Arkansas	
NA..... HBP2, 4x, last 4/1/17 vs. Bradley	
8.0, 2/25 at Central Arkansas..... Most scoreless IP8.0, 2/25/18 at Central Arkansas	

2018 (13 G) #11 Jeremy Eierman Career (135 G)	
5, 4x, last 3/7 vs. Oklahoma State..... At-bats6, 3x, last 4/17/17 at Saint Louis	
3, 2x, last 3/9 vs. Arkansas State..... Hits5, 5/17/16 at Arkansas	
3, 3/9 vs. Arkansas State..... Runs3, 9x, last 3/9/18 vs. Arkansas State	
2, 2x, last 3/7 vs. Oklahoma State..... RBIs5, 2x, last 4/28/17 at Evansville	
2, 3/2 vs. Saint Joseph's..... Steals2, 3x, last 3/2/18 vs. Saint Joseph's	
2, 3/4 vs. Pepperdine..... Walks3, 2x, last 5/26/17 vs. Illinois State	
2, 2x, last 2/17 at Lamar..... Strikeouts3, 6x, last 5/5/17 at Southern Illinois	
2, 3/7 vs. Oklahoma State..... Doubles3, 4/17/17 at Saint Louis	
1, 3/3 at ECU..... Home runs2, 4x, last 6/2/17 vs. Oklahoma State	

2018 (1 G) #12 Max McGuire Career (1 G)	
1, 2/16 at Lamar..... At-bats1, 2/16/18 at Lamar	
NA..... HitsNA	
NA..... RunsNA	
NA..... RBIsNA	
NA..... StealsNA	
NA..... WalksNA	
1, 2/16 at Lamar..... Strikeouts1, 2/16/18 at Lamar	
NA..... DoublesNA	
NA..... Home runsNA	

2018 (3 G/0 GS) #13 Davis Schwab Career (3 G/0 GS)	
1.1, 2/25 at Central Arkansas..... Innings1.1, 2/25/18 at Central Arkansas	
2, 2x, last 3/4 vs. Pepperdine..... Hits (most)2, 2x, last 3/4/18 vs. Pepperdine	
2, 2/25 at Central Arkansas..... Hits (fewest)2, 2/25/18 at Central Arkansas	
1, 3/4 vs. Pepperdine..... ER (most)1, 3/4/18 vs. Pepperdine	
NA..... ER (fewest)NA	
1, 2x, last 3/11 vs. Arkansas State..... Walks1, 2x, last 3/11/18 vs. Arkansas State	
2, 2/25 at Central Arkansas..... Strikeouts2, 2/25/18 at Central Arkansas	
1, 2/25 at Central Arkansas..... HBP1, 2/25/18 at Central Arkansas	
1.1, 2/25 at Central Arkansas..... Most scoreless IP1.1, 2/25/18 at Central Arkansas	

2018 (6 G/0 GS) #14 Connor Sechler Career (6 G/0 GS)	
4.1, 2/16 vs. Texas Southern..... Innings4.1, 2/16/18 vs. Texas Southern	
3, 2x, last 3/7 vs. Oklahoma State..... Hits (most)3, 2x, last 3/7/18 vs. Oklahoma State	
0, 3/2 vs. Saint Joseph's..... Hits (fewest)0, 3/2/18 vs. Saint Joseph's	
5, 3/7 vs. Oklahoma State..... ER (most)5, 3/7/18 vs. Oklahoma State	
0, 3x, last 3/11 vs. Arkansas State..... ER (fewest)0, 3x, last 3/11/18 vs. Arkansas State	
3, 3/7 vs. Oklahoma State..... Walks3, 3/7/18 vs. Oklahoma State	
6, 3/11 vs. Arkansas State..... Strikeouts6, 3/11/18 vs. Arkansas State	
3, 2/25 at Central Arkansas..... HBP3, 2/25/18 at Central Arkansas	
3.0, 3/11 vs. Arkansas State..... Most scoreless IP3.0, 3/11/18 vs. Arkansas State	

2018 (2 G/0 GS) #16 Jake Fromson Career (63 G/4 GS)	
1.0, 3/9 vs. Arkansas State..... Innings7.0, 5/15/16 at DBU	
NA..... Hits (most)10, 5/21/16 vs. Illinois State	
0, 2x, last 3/11 vs. Arkansas State..... Hits (fewest)0, 22x, last 3/11/18 vs. Arkansas State	
NA..... ER (most)6, 5/7/16 vs. Southern Illinois	
0, 2x, last 3/11 vs. Arkansas State..... ER (fewest)0, 41x, last 3/11/18 vs. Arkansas State	
NA..... Walks5, 5/26/16 vs. Bradley	
NA..... Strikeouts8, 2x, last 5/15/16 at DBU	
2, 3/9 vs. Arkansas State..... HBP3, 5/28/16 vs. DBU	
1.0, 3/9 vs. Arkansas State..... Most scoreless IP4.1, 5/18/17 at Illinois State	

2018 (8 G) #17 Jordan Fitzpatrick Career (8 G)	
3, 2x, last 3/7 vs. Oklahoma State..... At-bats3, 2x, 3/7/18 vs. Oklahoma State	
1, 2x, last 3/4 vs. Pepperdine..... Hits1, 2x, last 3/4/18 vs. Pepperdine	
1, 3/4 vs. Pepperdine..... Runs1, 3/4/18 vs. Pepperdine	
NA..... RBIsNA	
NA..... StealsNA	
1, 2x, last 3/10 vs. Arkansas State..... Walks1, 2x, last 3/10/18 vs. Arkansas State	
1, 3x, last 2/25 at Central Arkansas..... Strikeouts1, 3x, last 2/25/18 at Central Arkansas	
NA..... DoublesNA	
NA..... Home runsNA	

2018 (13 G) #18 Matt Brown Career (34 G)	
4, 2x, last 2/25 at Central Arkansas..... At-bats4, 3x, last 2/25/18 at Central Arkansas	
2, 2x, last 3/9 vs. Arkansas State..... Hits2, 2x, last 3/9/18 vs. Arkansas State	
3, 3/9 vs. Arkansas State..... Runs3, 3/9/18 vs. Arkansas State	
3, 3/9 vs. Arkansas State..... RBIs3, 3/9/18 vs. Arkansas State	
NA..... StealsNA	
1, 2x, last 3/9 vs. Arkansas State..... Walks3, 4/22/17 vs. Wichita State	
2, 3x, last 3/11 vs. Arkansas State..... Strikeouts3, 4/8/17 vs. DBU	
1, 2/25 at Central Arkansas..... Doubles1, 2x, last 2/25/18 at Central Arkansas	
2, 3/9 vs. Arkansas State..... Home runs2, 3/9/18 vs. Arkansas State	

2018 (2 G/2 GS) #19 Tyler McAlister Career (12 G/3 GS)	
5.0, 2/18 vs. Texas Southern..... Innings5.0, 2/18/18 vs. Texas Southern	
6, 2/18 vs. Texas Southern..... Hits (most)6, 2x, last 2/18/18 vs. Texas Southern	
4, 3/7 vs. Oklahoma State..... Hits (fewest)0, 2x, last 6/4/17 at Arkansas	
3, 2/18 vs. Texas Southern..... ER (most)3, 2x, last 2/18/18 vs. Texas Southern	
1, 3/7 vs. Oklahoma State..... ER (fewest)0, 3x, last 3/24/17 at Central Michigan	
2, 2x, last 3/7 vs. Oklahoma State..... Walks4, 4/13/17 at New Mexico	
9, 3/7 vs. Oklahoma State..... Strikeouts9, 3/7/18 vs. Oklahoma State	
2, 2/18 vs. Texas Southern..... HBP2, 2/18/18 vs. Texas Southern	
NA..... Most scoreless IP1.0, 3x, last 3/24/17 at Central Mich.	

2018 (2 G/0 GS) #21 Jake Lochner Career (29 G/2 GS)	
1.1, 2/17 at Lamar..... Innings6.0, 2/27/16 vs. Alcorn State	
2, 2/17 at Lamar..... Hits (most)4, 2x, last 4/8/17 vs. DBU	
0, 3/4 vs. Pepperdine..... Hits (fewest)0, 14x, last 3/4/18 vs. Pepperdine	
2, 2/17 at Lamar..... ER (most)4, 4/8/17 vs. DBU	
0, 3/4 vs. Pepperdine..... ER (fewest)0, 15x, last 3/4/18 vs. Pepperdine	
1, 2/17 at Lamar..... Walks5, 3/5/16 vs. SIUE	
2, 2/17 at Lamar..... Strikeouts6, 2/27/16 vs. Alcorn State	
NA..... HBP1, 2x, last 3/12/17 at Minnesota	
0.1, 3/4 vs. Pepperdine..... Most scoreless IP1.2, 2x, last 3/18/17 vs. Memphis	

MISSOURI STATE BASEBALL

Game 14 | MISSOURI STATE BEARS vs. ORAL ROBERTS GOLDEN EAGLES | March 13, 2018 | 3:02 p.m. | Springfield, Mo. | Hammons Field (8,000) | KBFL AM/FM | ESPN3

MSU SEASON-CAREER HIGHS

2018 (13 G)	#23 Jack Duffy	Career (71 G)
4, 8x, last 3/9 vs. Arkansas State.....	At-bats	5, 4x, last 5/2/17 at Kansas
2, 2/16 vs. Texas Southern.....	Hits	3, 3x, last 5/5/17 at Southern Illinois
2, 2/16 vs. Texas Southern.....	Runs	3, 5/6/17 at Southern Illinois
2, 3/4 vs. Pepperdine.....	RBIs	3, 5/5/17 at Southern Illinois
NA.....	Steals	1, 6x, last 6/4/17 at Arkansas
2, 3/7 vs. Oklahoma State.....	Walks	3, 5/26/17 vs. Illinois State
2, 2x, last 3/7 vs. Oklahoma State.....	Strikeouts	3, 2x, last 6/5/17 at Arkansas
1, 3x, last 3/11 vs. Arkansas State.....	Doubles	2, 5/5/17 at Southern Illinois
1, 2/16 vs. Texas Southern.....	Home runs	1, 2/16/18 vs. Texas Southern

2018 (13 G)	#24 Drew Millas	Career (64 G)
4, 7x, last 3/7 vs. Oklahoma State.....	At-bats	6, 3/24/17 at Central Michigan
4, 3/3 at ECU.....	Hits	4, 3/3/18 at ECU
1, 2x, last 3/7 vs. Oklahoma State.....	Runs	2, 2x, last 5/28/17 vs. Illinois State
3, 3/9 vs. Arkansas State.....	RBIs	3, 2x, last 3/9/18 vs. Arkansas State
NA.....	Steals	1, 2x, last 6/2/17 vs. Oklahoma State
3, 2/16 vs. Texas Southern.....	Walks	3, 2/16/18 vs. Texas Southern
1, 6x, last 3/11 vs. Arkansas State.....	Strikeouts	3, 5/18/17 at Illinois State
1, 3x, last 3/9 vs. Arkansas State.....	Doubles	1, 10x, last 3/9/18 vs. Arkansas State
NA.....	Home runs	1, 2/25/17 at Lipscomb

2018 (8 G)	#26 Sam Faith	Career (8 G)
5, 3/3 at ECU.....	At-bats	5, 3/3/18 at ECU
1, 2/16 vs. Texas Southern.....	Hits	1, 2/16/18 vs. Texas Southern
1, 3x, last 3/4 vs. Pepperdine.....	Runs	1, 3x, last 3/4/18 vs. Pepperdine
1, 2/16 vs. Texas Southern.....	RBIs	1, 2/16/18 vs. Texas Southern
NA.....	Steals	NA
1, 2/18 vs. Texas Southern.....	Walks	1, 2/18/18 vs. Texas Southern
1, 3x, last 3/9 vs. Arkansas State.....	Strikeouts	1, 3x, last 3/9/18 vs. Arkansas State
1, 2/16 vs. Texas Southern.....	Doubles	1, 2/16/18 vs. Texas Southern
NA.....	Home runs	NA

2018 (5 G/0 GS)	#27 Nate Witherspoon	Career (20 G/5 GS)
4.1, 2/17 at Lamar.....	Innings	7.0, 5/26/17 vs. Illinois State
3, 2/17 at Lamar.....	Hits (most)	8, 4/11/17 vs. Arkansas
0, 3x, last 3/10 vs. Arkansas State.....	Hits (fewest)	0, 5x, last 3/10/18 vs. Arkansas State
1, 3/3 at ECU.....	ER (most)	5, 3/7/17 at Oklahoma State
0, 3x, last 3/10 vs. Arkansas State.....	ER (fewest)	0, 10x, last 3/10/18 vs. Arkansas State
3, 6/4 at Arkansas.....	Walks	3, 6/4/17 at Arkansas
6, 2x, last 4/11 vs. Arkansas.....	Strikeouts	6, 2x, last 4/11/17 vs. Arkansas
2, 2/17 at Lamar.....	HBP	2, 2/17/18 at Lamar
4.1, 2/17 at Lamar.....	Most scoreless IP	4.1, 2/17/18 at Lamar

2018 (3 G/3 GS)	#29 Austin Knight	Career (35 G/20 GS)
5.1, 3/11 vs. Arkansas State.....	Innings	7.0, 3x, last 3/21/17 vs. New Orleans
7, 2x, last 3/11 vs. Arkansas State.....	Hits (most)	8, 4/18/17 at Missouri
3, 3/2 vs. Saint Joseph's.....	Hits (fewest)	0, 2x, last 5/14/17 vs. Indiana State
4, 3/11 vs. Arkansas State.....	ER (most)	8, 5/8/16 vs. Southern Illinois
1, 2x, last 3/2 vs. Saint Joseph's.....	ER (fewest)	0, 11x, last 5/28/17 vs. Illinois State
3, 3/2 vs. Saint Joseph's.....	Walks	4, 2x, last 3/28/17 vs. Oral Roberts
6, 3/2 vs. Saint Joseph's.....	Strikeouts	7, 3/15/17 at Southeast Missouri
3, 2/16 vs. Texas Southern.....	HBP	3, 2x, last 2/16/18 vs. Texas Southern
NA.....	Most scoreless IP	7.0, 2x, last 3/21/17 vs. New Orleans

2018 (12 G)	#31 Landan Ruff	Career (91 G)
4, 3/4 vs. Pepperdine.....	At-bats	4, 2x, last 3/4/18 vs. Pepperdine
1, 3x, last 3/10 vs. Arkansas State.....	Hits	2, 3x, last 5/14/17 vs. Indiana State
1, 6x, last 3/10 vs. Arkansas State.....	Runs	2, 4x, last 4/2/17 vs. Bradley
1, 3x, last 3/10 vs. Arkansas State.....	RBIs	3, 4/25/17 vs. Missouri
1, 3/7 vs. Oklahoma State.....	Steals	1, 3x, last 3/7/18 vs. Oklahoma State
1, 5x, last 3/11 vs. Arkansas State.....	Walks	2, 4/2/17 vs. Bradley
2, 2x, last 3/11 vs. Arkansas State.....	Strikeouts	2, 4x, last 3/11/18 vs. Arkansas State
NA.....	Doubles	1, 4x, last 5/14/17 vs. Indiana State
1, 3/10 vs. Arkansas State.....	Home runs	1, 2x, last 3/10/18 vs. Arkansas State

2018 (13 G)	#32 John Privitera	Career (50 G)
5, 2x, last 3/7 vs. Oklahoma State.....	At-bats	5, 5x, last 3/7/18 vs. Oklahoma State
2, 2x, last 2/18 vs. Texas Southern.....	Hits	2, 6x, last 2/18/18 vs. Texas Southern
3, 2/16 at Lamar.....	Runs	3, 2/16/18 at Lamar
3, 2/18 vs. Texas Southern.....	RBIs	4, 5/6/17 at Southern Illinois
1, 3x, last 3/7 vs. Oklahoma State.....	Steals	1, 5x, last 3/7/18 vs. Oklahoma State
2, 2x, last 2/25 at Central Arkansas.....	Walks	3, 5/12/17 vs. Indiana State
1, 12x, last 3/11 vs. Arkansas State.....	Strikeouts	2, 5x, last 6/4/17 at Arkansas
1, 3x, last 3/11 vs. Arkansas State.....	Doubles	1, 4x, last 3/11/18 vs. Arkansas State
NA.....	Home runs	NA

2018 (6 G/0 GS)	#33 Matt Russell	Career (6 G/0 GS)
1.2, 3/3 at ECU.....	Innings	1.2, 3/3/18 at ECU
2, 3/4 vs. Pepperdine.....	Hits (most)	2, 3/4/18 vs. Pepperdine
0, 3/3 at ECU.....	Hits (fewest)	0, 3/3/18 at ECU
3, 3/4 vs. Pepperdine.....	ER (most)	3, 3/4/18 vs. Pepperdine
0, 4x, last 3/3 at ECU.....	ER (fewest)	0, 4x, last 3/3/18 at ECU
4, 3/4 vs. Pepperdine.....	Walks	4, 3/4/18 vs. Pepperdine
2, 2x, last 3/3 at ECU.....	Strikeouts	2, 2x, last 3/3/18 at ECU
NA.....	HBP	NA
1.2, 3/3 at ECU.....	Most scoreless IP	1.2, 3/3/18 at ECU

2018 (8 G/0 GS)	#35 Logan Wiley	Career (8 G/0 GS)
3.2, 2/18 vs. Texas Southern.....	Innings	3.2, 2/18/18 vs. Texas Southern
6, 3/2 vs. Saint Joseph's.....	Hits (most)	6, 3/2/18 vs. Saint Joseph's
0, 2/25 at Central Arkansas.....	Hits (fewest)	0, 2/25 at Central Arkansas
2, 2x, last 3/2 vs. Saint Joseph's.....	ER (most)	2, 2x, last 3/2/18 vs. Saint Joseph's
0, 4x, last 3/7 vs. Oklahoma State.....	ER (fewest)	0, 4x, last 3/7/18 vs. Oklahoma State
2, 3/2 vs. Saint Joseph's.....	Walks	2, 3/2/18 vs. Saint Joseph's
5, 3/10 vs. Arkansas State.....	Strikeouts	5, 3/10/18 vs. Arkansas State
1, 3x, last 3/10 vs. Arkansas State.....	HBP	1, 3x, last 3/10/18 vs. Arkansas State
2.2, 3/7 vs. Oklahoma State.....	Most scoreless IP	2.2, 3/7/18 vs. Oklahoma State

2018 (4 G/4 GS)	#36 Ty Buckner	Career (4 G/4 GS)
6.0, 3/10 vs. Arkansas State.....	Innings	6.0, 3/10/18 vs. Arkansas State
7, 3/4 vs. Pepperdine.....	Hits (most)	7, 3/4/18 vs. Pepperdine
2, 2/25 at Central Arkansas.....	Hits (fewest)	2, 2/25/18 at Central Arkansas
4, 2/17 at Lamar.....	ER (most)	4, 2/17/18 at Lamar
0, 2x, last 3/4 vs. Pepperdine.....	ER (fewest)	0, 2x, last 3/4/18 vs. Pepperdine
4, 2x, last 2/25 at Central Arkansas.....	Walks	4, 2x, last 2/25/18 at Central Arkansas
6, 3/10 vs. Arkansas State.....	Strikeouts	6, 3/10/18 vs. Arkansas State
1, 2/25 at Central Arkansas.....	HBP	1, 2/25/18 at Central Arkansas
NA.....	Most scoreless IP	NA

2018 (1 G/0 GS)	#40 Zach Gibbs	Career (1 G/0 GS)
1.0, 3/9 vs. Arkansas State.....	Innings	1.0, 3/9/18 vs. Arkansas State
1, 3/9 vs. Arkansas State.....	Hits (most)	1, 3/9/18 vs. Arkansas State
1, 3/9 vs. Arkansas State.....	Hits (fewest)	1, 3/9/18 vs. Arkansas State
NA.....	ER (most)	NA
NA.....	ER (fewest)	NA
2, 3/9 vs. Arkansas State.....	Walks	2, 3/9/18 vs. Arkansas State
1, 3/9 vs. Arkansas State.....	Strikeouts	1, 3/9/18 vs. Arkansas State
NA.....	HBP	NA
NA.....	Most scoreless IP	NA

2018 (1 G)	#41 Michael Briggs	Career (1 G)
1, 3/9 vs. Arkansas State.....	At-bats	1, 3/9/18 vs. Arkansas State
NA.....	Hits	NA
NA.....	Runs	NA
NA.....	RBIs	NA
NA.....	Steals	NA
NA.....	Walks	NA
1, 3/9 vs. Arkansas State.....	Strikeouts	1, 3/9/18 vs. Arkansas State
NA.....	Doubles	NA
NA.....	Home runs	NA

2018 (13 G)	#45 Ben Whetstone	Career (28 G)
5, 2x, last 3/3 at ECU.....	At-bats	5, 2x, last 3/3/18 at ECU
4, 2/18 vs. Texas Southern.....	Hits	4, 2/18/18 vs. Texas Southern
3, 3/9 vs. Arkansas State.....	Runs	3, 3/9/18 vs. Arkansas State
3, 3/9 vs. Arkansas State.....	RBIs	3, 3/9/18 vs. Arkansas State
1, 2/18 vs. Texas Southern.....	Steals	1, 2/18/18 vs. Texas Southern
2, 3x, last 3/9 vs. Arkansas State.....	Walks	2, 4x, last 3/9/18 vs. Arkansas State
2, 3x, last 3/7 vs. Oklahoma State.....	Strikeouts	2, 4x, last 3/7/18 vs. Oklahoma State
1, 3/10 vs. Arkansas State.....	Doubles	1, 3/10/18 vs. Arkansas State
2, 3/9 vs. Arkansas State.....	Home runs	2, 3/9/18 vs. Arkansas State

2018 (0 G/0 GS)	#50 Alex Moore	Career (10 G/0 GS)
NA.....	Innings	1.2, 3x, last 4/23/17 vs. Wichita State
NA.....	Hits (most)	2, 5/6/17 at Southern Illinois
NA.....	Hits (fewest)	0, 2x, last 3/24/17 at Central Michigan
NA.....	ER (most)	1, 4/9/17 vs. DBU
NA.....	ER (fewest)	0, 8x, last 5/6/17 at Southern Illinois
NA.....	Walks	1, 4x, last 5/6/17 at Southern Illinois
NA.....	Strikeouts	2, 3/21/17 vs. New Orleans
NA.....	HBP	1, 3/21/17 vs. New Orleans
NA.....	Most scoreless IP	1.2, 2x, last 4/23/17 vs. Wichita State

MISSOURI STATE BASEBALL

Game 14 | MISSOURI STATE BEARS vs. ORAL ROBERTS GOLDEN EAGLES | March 13, 2018 | 3:02 p.m. | Springfield, Mo. | Hammons Field (8,000) | KBFL AM/FM | ESPN3

INDIVIDUAL GAME-BY-GAME BATTING (AB-R-H-RBI)

Opponent	Date	#41 Briggs,M	#18 Brown,M	#23 Duffy,J	#11 Eierman,J	#26 Faith,S	#17 Fitzpatrick,J	#4 Geha,L	#12 McGuire,M	#24 Millas,D	#32 Privitera,J	#31 Ruff,L	#5 Skalik,R	#7 Steinmetz,H	#45 Wheatstone,	#1 Zimmerman
Texas Southern	Feb 16	4-0-0-0	4-2-2-1	5-1-1-0	3-1-1-2	3-1-1-2	2-1-1-1	4-0-1-0	0-1-0-0	4-1-1-1	3-0-1-2	3-1-0-0
Lamar	Feb 16	3-2-2-1	4-1-1-0	5-1-1-2	1-0-1-1	1-0-0-0	3-2-1-0	4-0-1-2	3-3-1-1	1-0-0-0	1-0-0-0	4-1-2-1	4-0-1-0	4-1-3-1
Lamar	Feb 17	2-0-0-0	3-0-0-0	4-0-0-0	1-0-0-0	1-0-0-0	3-0-0-0	3-0-1-0	3-0-2-0	Def	4-0-0-0	3-0-1-0	3-0-1-0
Texas Southern	Feb 18	0-0-0-0	3-0-1-0	3-0-0-0	1-1-0-0	3-0-1-0	1-2-0-0	4-0-2-0	4-1-2-3	1-1-0-0	2-0-0-1	5-1-4-1	1-0-0-0
Central Arkansas	Feb 25	2-0-0-0	4-0-1-0	3-0-0-0	Def	1-0-0-0	2-0-0-0	4-0-0-0	2-0-0-0	Def	4-0-0-0	4-0-1-0	4-0-0-0
Central Arkansas	Feb 25	4-1-1-0	4-0-1-1	3-1-1-0	4-0-0-0	4-0-1-2	5-1-1-1	0-1-0-0	4-1-2-1	3-0-0-0	3-0-0-0
Saint Joseph's	Mar 02	2-0-0-0	4-0-0-0	3-1-0-0	0-0-0-0	1-0-0-0	2-0-0-0	1-0-1-2	4-0-0-0	1-0-0-0	4-0-0-0	2-2-0-0	4-0-0-0
ECU	Mar 03	Def	4-1-1-1	5-2-2-1	5-1-0-0	3-0-2-2	4-0-4-2	4-2-1-0	2-0-0-0	0-0-0-0	4-1-2-0	5-0-1-1
Pepperdine	Mar 04	1-0-0-0	4-1-1-2	3-0-2-1	1-1-0-0	1-1-1-0	2-2-0-0	4-0-2-1	4-0-1-1	4-1-1-1	3-2-1-0	4-0-0-0	Def
Oklahoma State	Mar 07	2-0-0-0	3-1-0-0	5-2-3-2	3-0-0-0	4-1-0-0	4-1-2-1	5-1-1-0	3-1-1-1	6-1-3-4	3-0-0-0	2-0-1-0
Arkansas State	Mar 09	1-0-0-0	3-3-2-3	4-1-1-0	4-3-3-0	1-0-0-0	3-2-1-0	3-0-1-3	4-0-0-0	3-0-0-0	Def	5-0-2-2	2-3-2-3	0-0-0-1
Arkansas State	Mar 10	3-0-0-0	1-0-0-0	4-0-1-0	0-0-0-0	4-0-0-0	3-0-0-0	3-0-0-0	2-1-1-1	4-0-1-0	4-0-1-0	3-0-0-0
Arkansas State	Mar 11	3-0-0-1	3-1-1-1	4-1-1-0	3-1-0-0	3-0-0-1	3-1-1-0	2-0-0-0	4-0-0-0	4-1-1-1

INDIVIDUAL GAME-BY-GAME PITCHING (IP-H-R-ER-BB-SO)

[illegible]

MISSOURI STATE BASEBALL

Game 14 | MISSOURI STATE BEARS vs. ORAL ROBERTS GOLDEN EAGLES | March 13, 2018 | 3:02 p.m. | Springfield, Mo. | Hammons Field (8,000) | KBFL AM/FM | ESPN3

GAME-BY-GAME LINEUPS

Date	Opponent	1st	2nd	3rd	4th	5th	6th	7th	8th	9th
Feb. 16	vs. Texas Southern	Privitera	Steinmetz	Eierman	Zimmerman	Millas	Whetstone	Geha	Brown	Duffy
Feb. 16	at Lamar	Privitera	Steinmetz	Eierman	Millas	Zimmerman	Whetstone	Geha	Duffy	Brown
Feb. 17	at Lamar	Privitera	Steinmetz	Eierman	Zimmerman	Millas	Geha	Duffy	Whetstone	Brown
Feb. 18	vs. Texas Southern	Privitera	Steinmetz	Eierman	Whetstone	Millas	Duffy	Fitzpatrick	Geha	Faith
Feb. 25	at Central Arkansas	Privitera	Steinmetz	Eierman	Whetstone	Millas	Zimmerman	Duffy	Geha	Brown
Feb. 25	at Central Arkansas	Privitera	Steinmetz	Eierman	Whetstone	Millas	Zimmerman	Duffy	Geha	Brown
March 2	vs. St. Joseph's	Privitera	Steinmetz	Eierman	Whetstone	Millas	Duffy	Zimmerman	Geha	Brown
March 3	at ECU	Privitera	Eierman	Millas	Whetstone	Faith	Steinmetz	Duffy	Geha	Ruff
March 4	vs. Pepperdine	Privitera	Eierman	Millas	Whetstone	Steinmetz	Geha	Duffy	Brown	Ruff
March 7	Oklahoma State	Privitera	Eierman	Millas	Duffy	Steinmetz	Whetstone	Fitzpatrick	Geha	Ruff
March 9	Arkansas State	Privitera	Eierman	Millas	Steinmetz	Duffy	Whetstone	Geha	Brown	Ruff
March 10	Arkansas State	Privitera	Eierman	Millas	Zimmerman	Whetstone	Steinmetz	Geha	Brown	Ruff
March 11	Arkansas State	Privitera	Eierman	Millas	Whetstone	Steinmetz	Geha	Duffy	Brown	Ruff
March 13	Oral Roberts									
March 14	vs. Iowa									
March 17	vs. Seton Hall									
March 17	at Oklahoma State									
March 20	Southeast Missouri									
March 21	Murray State									
March 23	CSUN									
March 24	CSUN									
March 25	CSUN									
March 27	at Kansas									
March 30	at Indiana State									
March 31	at Indiana State									
April 1	at Indiana State									
April 3	vs. Missouri									
April 6	Evansville									
April 7	Evansville									
April 8	Evansville									
April 10	Missouri									
April 13	Oregon State									
April 13	Oregon State									
April 14	Oregon State									
April 17	at Arkansas									
April 20	Illinois State									
April 21	Illinois State									
April 22	Illinois State									
April 24	at Missouri									
April 27	at Bradley									
April 28	at Bradley									
April 29	at Bradley									
May 2	Kansas									
May 4	at Valparaiso									
May 5	at Valparaiso									
May 6	at Valparaiso									
May 11	Southern Illinois									
May 12	Southern Illinois									
May 13	Southern Illinois									
May 17	at DBU									
May 18	at DBU									
May 19	at DBU									

Bold indicates home game

MISSOURI STATE BASEBALL

Game 14 | MISSOURI STATE BEARS vs. ORAL ROBERTS GOLDEN EAGLES | March 13, 2018 | 3:02 p.m. | Springfield, Mo. | Hammons Field (8,000) | KBFL AM/FM | ESPN3

GAME-BY-GAME DEFENSIVE LINEUPS

Date	Opponent	P	C	1B	2B	3B	SS	LF	CF	RF	DH
Feb. 16	vs. Texas Southern	Knight	Geha	Whetstone	Privitera	Brown	Eierman	Zimmerman	Steinmetz	Duffy	Millas
Feb. 16	at Lamar	Coleman	Geha	Whetstone	Privitera	Brown	Eierman	Zimmerman	Steinmetz	Duffy	Millas
Feb. 17	at Lamar	Buckner	Geha	Whetstone	Privitera	Brown	Eierman	Zimmerman	Steinmetz	Duffy	Millas
Feb. 18	vs. Texas Southern	McAlister	Geha	Whetstone	Privitera	Faith	Eierman	Fitzpatrick	Steinmetz	Duffy	Millas
Feb. 25	at Central Arkansas	Coleman	Geha	Whetstone	Privitera	Brown	Eierman	Zimmerman	Steinmetz	Duffy	Millas
Feb. 25	at Central Arkansas	Buckner	Geha	Whetstone	Privitera	Brown	Eierman	Zimmerman	Steinmetz	Duffy	Millas
March 2	vs. St. Joseph's	Knight	Geha	Whetstone	Privitera	Brown	Eierman	Zimmerman	Steinmetz	Duffy	Millas
March 3	at ECU	Coleman	Geha	Whetstone	Privitera	Faith	Eierman	Ruff	Steinmetz	Duffy	Millas
March 4	vs. Pepperdine	Buckner	Geha	Whetstone	Privitera	Brown	Eierman	Ruff	Steinmetz	Duffy	Millas
March 7	Oklahoma State	McAlister	Geha	Whetstone	Privitera	Fitzpatrick	Eierman	Ruff	Steinmetz	Duffy	Millas
March 9	Arkansas State	Coleman	Geha	Whetstone	Privitera	Brown	Eierman	Ruff	Steinmetz	Duffy	Millas
March 10	Arkansas State	Buckner	Geha	Whetstone	Privitera	Brown	Eierman	Ruff	Steinmetz	Zimmerman	Millas
March 11	Arkansas State	Knight	Geha	Whetstone	Privitera	Brown	Eierman	Ruff	Steinmetz	Duffy	Millas
March 13	Oral Roberts										
March 14	vs. Iowa										
March 17	vs. Seton Hall										
March 17	at Oklahoma State										
March 20	Southeast Missouri										
March 21	Murray State										
March 23	CSUN										
March 24	CSUN										
March 25	CSUN										
March 27	at Kansas										
March 30	at Indiana State										
March 31	at Indiana State										
April 1	at Indiana State										
April 3	vs. Missouri										
April 6	Evansville										
April 7	Evansville										
April 8	Evansville										
April 10	Missouri										
April 13	Oregon State										
April 13	Oregon State										
April 14	Oregon State										
April 17	at Arkansas										
April 20	Illinois State										
April 21	Illinois State										
April 22	Illinois State										
April 24	at Missouri										
April 27	at Bradley										
April 28	at Bradley										
April 29	at Bradley										
May 2	Kansas										
May 4	at Valparaiso										
May 5	at Valparaiso										
May 6	at Valparaiso										
May 11	Southern Illinois										
May 12	Southern Illinois										
May 13	Southern Illinois										
May 17	at DBU										
May 18	at DBU										
May 19	at DBU										

Bold indicates home game

MISSOURI STATE BASEBALL

Game 14 | MISSOURI STATE BEARS vs. ORAL ROBERTS GOLDEN EAGLES | March 13, 2018 | 3:02 p.m. | Springfield, Mo. | Hammons Field (8,000) | KBFL AM/FM | ESPN3

MISSOURI STATE RECORDS SUMMARY

Individual Batting

Games Played

Season: 66, Dant'e Brinkley, Adam Pummill, Brooks Colvin, Shaun Marcum, Rick Wilson, 2003
Career: 236, Matt Gardner, 1999-02

At-Bats

Game: 8, Earnie Johnson, Pat Kelly and Mark Neff, 5/1/88 vs. ORU;
Ryan Gotcher and Chris Taylor, 4/6/04 vs. Arkansas; Adam Pummill, 2/25/06 vs. UNC Greensboro
Season: 278, Dant'e Brinkley, 2003
Career: 972, Matt Gardner, 1999-02

Runs

Game: 6, Bobby McCulloch, 5/6/75 vs. SIU Edwardsville; Larry Doss, 5/9/87 vs. Eastern Illinois and Lance Burkhardt, 3/6/97 vs. Missouri Baptist
Season: 90, Matt Cepicky, 1999
Career: 243, Matt Gardner, 1999-02

Hits

Game: 7, Greg Resz, 3/5/91 vs. Lincoln
Season: 96, Steve Hacker and Dave Slemmer, 1995; Dant'e Brinkley, 2003
Career: 316, Matt Gardner, 1999-02

Singles

Game: 5, Jim Schaefer, 5/27/78 vs. Eastern Illinois; Keith Champion, 5/11/81 vs. Central Missouri; Greg Resz, 3/5/91 vs. Lincoln; Todd DeBrynn, 5/3/92 vs. UNI; Alex Manary, 3/22/94 vs. Minnesota
Season: 76, Bill Mueller, 1991
Career: 241, Kevin Medrano, 2009-12

Doubles

Game: 3, on 22 occasions, last time by Justin Paulsen, 4/29/17 at Evansville
Season: 26, Steve Meyer, 1986
Career: 67, Brayden Drake, 2006-09

Triples

Game: 3, Ken Brown, 4/8/66 vs. Missouri S&T
Season: 12, Dant'e Brinkley, 2001
Career: 20, Mark Garrett, 1979-82

Home Runs

Game: 4, John Knott, 5/2/92 vs. UNI
Season: 37, Steve Hacker, 1995
Career: 63, Jason Hart, 1996-98

Runs Batted-In

Game: 11, John Knott, 5/2/92 vs. UNI
Season: 100, Matt Cepicky, 1999
Career: 203, Jason Hart, 1996-98

Batting Average

Season: .442, J. D. Warner, 1983
Career: .426, J. D. Warner, 1982-83
Career (4 years): .376, Bill Mueller, 1990-93

Consecutive Games Hitting Safely

30, Brayden Drake, 4/27/08-3/25/09

Total Bases

Game: 17, John Knott, 5/2/92 vs. UNI
Season: 225, Steve Hacker, 1995
Career: 506, Jason Hart, 1996-98

Extra-Base Hits

Game: 5, Larry Doss, 5/9/87 vs. Eastern Illinois
Season: 55, Steve Hacker, 1995
Career: 116, Jason Hart, 1996-98

Slugging Average

Season: .957, Steve Hacker, 1995
Career: .725, Jason Hart, 1996-98

Hit By Pitch

Game: 3, Jud Kindle, 2/20/04 vs. Little Rock
Ryan Mantle, 2/22/08 vs. DBU; Brayden Drake, 5/11/08 vs. Middle Tennessee
Season: 23, Jeremy Isenhower, 2002
Career: 41, Ben Carlson, 2007-09

Walks

Game: 5, Cory Krueger, 3/15/91 vs. Austin Peay; Steve Hacker, 4/23/95 vs. UNI; and Lance Burkhardt, 2/14/97 vs. Nevada
Season: 55, Dylan Becker, 2015
Career: 154, Bill Mueller, 1990-93

Strikeouts

Game: 5, Greg Mathis, 5/1/01 vs. Missouri; Tyler Ryun, 2/26/10 at UTA
Season: 74, Ryan Howard, 2001
Career: 207, Nick Kays, 1997-00

On-Base Percentage

Season: .563, Dan Iseminger, 1983
Career: .493, Rick Clarkston, 1983-84

Sacrifice Hits

Game: 3, Joey Hawkins, 5/22/14 vs. Bradley; Ken Watkins, 5/23/69 vs. Minnesota State
Season: 29, Joey Hawkins, 2015
Career: 62, Joey Hawkins, 2012-15

Sacrifice Flies

Game: 2, held by many players
Season: 9, Brooks Colvin, 2003
Career: 17, Brooks Colvin, 2001-04

Stolen Bases

Game: 4, Larry Doss, 3/6/86 vs. Evangel; Greg Brewer, 4/15/86 vs. Evangel
Season: 30, Greg Brewer, 1986
Career: 69, Dant'e Brinkley, 2000-03

Game-Winning RBI

Season: 13, Steve Meyer, 1986; Steve Hacker, 1995
Career: 23, Steve Hacker, 1993-95

Individual Fielding

Putouts

Game: 19, Tom Hodge, 3/23/67 vs. Oklahoma Christian; Tim Rafferty, 2/25/06 vs. UNC Greensboro; Connor Smith, 3/29/14 vs. Southern Illinois
Season: 545, Justin Paulsen, 2015
Career: 1,588, Justin Paulsen, 2015-17

Assists

Game: 10, Curt Courtwright, 5/10/09 at Creighton
Season: 192, Joey Hawkins, 2015
Career: 656, Chris Curry, 1995-98

Errors

Game: 4, set on 5 occasions, last time by Jon Hale, 3/3/96 vs. ORU
Season: 30, Brooks Colvin, 2001
Career: 73, Brooks Colvin, 2001-04

Total Chances

Game: 21, Brian Mahaffey, 5/1/88 vs. ORU
Season: 601, Jason Hart, 1997
Career: 1,703, Justin Paulsen, 2015-17

Double Plays

Game: 5, Ryan Howard, 3/30/99 vs. SE Missouri
Season: 60, Ryan Howard, 1999
Career: 151, Ryan Howard, 1999-01

Fielding Average

Season: 1.000, Bill Helfrecht, 1968; Jim Anderson, 1970; Corby Fister and Cory Krueger, 1989; Chad Lakin and Cory Krueger, 1990; Shawn Padgett, 1991; Chad Lakin, 1992; Micah Holst, 1999; Dant'e Brinkley, 2002; Nolan Keane, 2008; Aaron Conway, 2010
Career: .992, Steve Seal, 1969-70

Individual Pitching

Games

Season: 37, Jake Fromson, 2017
Career: 88, Bryan Young, 2014-17

Games Started

Season: 17, Doug Still, 2017; Matt Hall, 2015; Cody Schumacher, 2012
Career: 49, Brad Ziegler, 2000-03

Complete Games

Season: 10, Brian Wisser, 1986
Career: 18, Brad Ziegler, 2000-03

Innings Pitched

Game: 11.0, John Rheinecker, 3/3/01 vs. Arkansas State
Season: 125.0, Matt Hall, 2015
Career: 365.0, Brad Ziegler, 2000-03

Consecutive Scoreless Innings Pitched

Season: 38.1, Nick Petree, 4/6/12 to 5/17/12
Career: 38.1, Nick Petree, 4/6/12 to 5/17/12

Hits Allowed

Game: 16, Tom Fulkerson, 3/19/85 vs. UTA
Season: 115, Brad Ziegler, 2003
Career: 371, Brad Ziegler, 2000-03

Fewest Hits Allowed

Game: 0, Steve Dunn, 4/12/79 vs. Evangel (5 inn.); Scott Buchheit-Darrell Maus-Matt Brewer-Terry Menown, 3/14/89 vs. Lincoln; Mike Whitley, 5/2/94 vs. SE Missouri (7 inn.)

Runs Allowed

Game: 13, Rand Chappell, 3/20/84 vs. Southern; Scott Prince, 3/11/85 vs. Indiana State
Season: 71, Jim Gibbs, 1987; Jarrod Mays, 1996
Career: 207, John Hardin, 1996-00

Earned Runs Allowed

Game: 12, Mike Hill, 4/18/75 vs. Central Missouri; Scott Prince, 3/11/85 vs. Indiana State
Season: 63, Scott Geitz, 1998
Career: 169, John Hardin, 1996-00

Walks Allowed

Game: 10, Stean Thornton, 5/2/76 vs. UMSL
Season: 75, Dirk Lindauer, 1991
Career: 206, Mike Whitley, 1992-95

Strikeouts

Game: 17, Charles Burt, 5/16/69 vs. Northwest Missouri State; Gary Wilson, 3/23/67 vs. Oklahoma Christian
Season: 171, Matt Hall, 2015
Career: 330, Brad Ziegler, 2000-03

Earned Run Average

Season: 0.59, Dick Jones, 1971
Career: 1.55, Dick Jones, 1969-72

Wins

Season: 12, Matt Hall, 2015; Brad Ziegler, 2003
Career: 32, Brad Ziegler, 2000-03

Losses

Season: 9, Brett Sinkbeil, 2005; Pat Doyle, 2010; Mike Kickham, 2010
Career: 16, Gary Wilson, 1964-67; Dustin Tignor, 1996-00; Pat Doyle, 2007-10

Winning Percentage

Season (6 or more wins): 1.000, Sam Perez, 2016; Bryan Young, 2015; Ken Watkins, 1969; Jody Payne, 1978; Kirby Cannon, 1980; Dan Harwell, 1983; Tim Clubb, 2008
Career: .909, Sam Perez, 2013-16; Greg Reed, 1987-88

Shutouts

Season: 3, Ken Watkins, 1969; Steve Dunn, 1979; Greg Reed, 1988; Craig Sands, 1990; Paul Marsala, 2004
Career: 4, Ken Watkins, 1967-70

Saves

Season: 16, Bryan Young, 2015
Career: 35, Bryan Young, 2014-17

Team Batting

Games Played

Season: 66, 2003

At-Bats

Game: 64, 5/1/88 vs. ORU
Season: 2,260, 2002

Runs

Game: 37, 3/7/88 vs. Benedictine
Season: 607, 1999

Hits

Game: 34, 3/7/88 vs. Benedictine; 3/21/89 vs. UMBC
Season: 720, 2002

Doubles

Game: 10, 3/11/95 vs. Truman
Season: 149, 2002

Triples

Game: 6, 4/8/66 vs. Missouri S&T
Season: 36, 2001

Home Runs

Game: 12, 4/20/99 vs. Pittsburg State
Season: 144, 1999

Runs Batted-In

Game: 36, 3/7/88 vs. Benedictine
Season: 561, 1999

Batting Average

Season: .373, 1981

Total Bases

Game: 72, 4/20/99 vs. Pittsburg State
Season: 1,275, 1999

Extra-Base Hits

Game: 19, 4/20/99 vs. Pittsburg State
Season: 270, 1999

Slugging Average

Season: .626, 1999

Game-Winning RBI

Season: 45, 1986

Hit By Pitch

Game: 9, 2/22/08 vs. DBU; 5/11/08 vs. Middle Tennessee
Season: 80, 2004

Walks

Game: 18, 4/5/16 vs. Saint Louis
Season: 351, 2017

Strikeouts

Game: 26, 2/26/10 at UTA
Season: 516, 2010

Fewest Strikeouts

Season: 116, 1981

Sacrifice Hits

Game: 6, 4/25/81 vs. UMSL
Season: 54, 2015

Sacrifice Flies

Game: 5, 5/19/02 vs. Indiana State; 4/3/07 vs. SEMO
Season: 44, 2002

Stolen Bases

Game: 10, 3/18/85 vs. North Texas; 4/15/86 vs. Evangel
Season: 118, 1986

Team Fielding

Putouts

Game: 48, 5/1/88 vs. ORU; 4/6/04 vs. Arkansas
Season: 1,703, 2003

Assists

Game: 25, 5/1/88 vs. ORU
Season: 686, 1997

Errors

Game: 11, 3/14/64 vs. Arkansas State
Season: 134, 1984

Fewest Errors

Season: 37, 1968

Total Chances

Game: 74, 5/1/88 vs. ORU
Season: 2,456, 2002

Double Plays

Game: 5, 3/15/85 vs. Missouri Western
Season: 66, 1986

Fielding Average

Season: .976, 2015

Team Pitching

Complete Games

Season: 34, 1986

Innings Pitched

Game: 16, 5/1/88 vs. ORU; 4/6/04 vs. Arkansas
Season: 567.2, 2003

Walks

Game: 17, 5/25/97 vs. Rice
Season: 317, 1992

Strikeouts

Game: 19, 3/23/67 vs. Oklahoma Christian
Season: 560, 2017

Shutouts

Season: 11, 2012

Saves

Season: 18, 2015 and 2011

Earned Run Average

Season: 2.57, 2012

MISSOURI STATE BASEBALL

Game 14 | MISSOURI STATE BEARS vs. ORAL ROBERTS GOLDEN EAGLES | March 13, 2018 | 3:02 p.m. | Springfield, Mo. | Hammons Field (8,000) | KBFL AM/FM | ESPN3

MISSOURI STATE SINGLE-SEASON RECORDS

Hitting				Pitching				Fielding			
Games				Games				Putouts			
Dant'e Brinkley (03)	66	Dant'e Brinkley (03)	278	Jake Fromson (17)	37	Doug Still (17)	17	Justin Paulsen (15)	545		
Brooks Colvin (03)	66	Brooks Colvin (03)	267	Sam Perez (16)	36	Matt Hall (15)	17	Jason Hart (97)	543		
Shaun Marcum (03)	66	Matt Gardner (02)	256	Zach Merciez (15)	31	Cody Schumacher (12)	17	Justin Paulsen (17)	536		
Adam Pummill (03)	66	Greg Mathis (02)	251	Bryan Young (15)	30	Dylan Coleman (17)	16	Jason Hart (96)	531		
Rick Wilson (03)	66	Dave Slemmer (95)	251	Sam Perez (15)	27	Jordan Knutson (16)	16	Justin Paulsen (16)	507		
Greg Mathis (03)	65	Matt Gardner (01)	250	Tyler Burgess (12)	26	Nick Petree (12)	16	Ryan Howard (00)	504		
Tony Piazza (03)	64	Dant'e Brinkley (02)	249	Scott Geitz (95)	26	Chad Mulholland (03)	16	Tim Rafferty (06)	503		
Matt Gardner (02)	64	Joey Hawkins (15)	248	Bryan Young (17)	25	Brad Ziegler (03)	16	Tony Piazza (03)	500		
Greg Mathis (02)	64	Helms (12)-Voit (12)	248	Gordon (13)-D. Kickham (11)	25	Eight tied with	15	Luke Voit (12)	499		
Tony Piazza (02)	64	Mathis (03)-Medrano (12)	248	Doyle (07)-Geitz (96)	25			Steve Hacker (95)	497		
Hits				Complete Games				Assists			
Dant'e Brinkley (03)	96	Bill Mueller (91)	76	Brian Wisser (86)	10	Matt Hall (15)	125.0	Joey Hawkins (15)	192		
Steve Hacker (95)	96	Ben Woodbury (08)	71	Stacey Burkley (86)	8	Chad Mulholland (03)	119.2	Joey Hawkins (14)	185		
Dave Slemmer (95)	96	Dant'e Brinkley (03)	67	Kirby Cannon (79)	8	Nick Petree (12)	115.1	Evan Pratte (91)	184		
Micah Holst (99)	94	Micah Holst (99)	63	Dick Jones (71)	8	Derek Drage (04)	112.1	Pat Kelly (88)	179		
Ben Woodbury (08)	92	Kevin Medrano (12)	62	Mark Lopinot (70)	8	Brad Ziegler (03)	106.2	Jeremy Eierman (17)	178		
Matt Cepicky (99)	92	Kevin Medrano (10)	62	Ken Watkins (69)	8	Tim Clubb (08)	103.2	Dan Firitt (00)	178		
Jason Hart (98)	92	Adam Pummill (03)	62	Jim Gibbs (86, 87)	7	Doug Still (17)	103.0	Brad Kennedy (96)	175		
Jason Hart (97)	91	Brooks Colvin (03)	61	Tom Fulkerson (84)	7	Jon Harris (15)	103.0	Chris Curry (97)	170		
Brandon Jackson (98)	89	Matt Gardner (99)	60	Rick Brandell (82)	7	Brian Wisser (86)	102.2	Travis McComack (13)	168		
Kevin Medrano (10)	86	Six players tied with	59	Newell (66)-Watkins (70)	7	Nick Petree (13)	100.1	Dan Firitt (99)	166		
Mueller (91)-Brinkley (02)	86										
Triples				Innings Pitched				Errors			
Dant'e Brinkley (01)	12	Steve Hacker (95)	37	Brad Ziegler (03)	115	Jarrold Mays (96)	71	Brooks Colvin (01)	30		
Aaron Conway (09)	8	Matt Cepicky (99)	30	Jarrold Mays (96)	113	Jim Gibbs (87)	71	Dan Firitt (99)	27		
Evan Pratte (90)	8	Jason Hart (98)	28	Pat Doyle (10)	112	Tim Clubb (09)	70	Mike Collier (00)	24		
Mark Garrett (81)	8	Jon Hale (99)	25	Derek Drage (04)	107	Scott Geitz (98)	70	Dan Firitt (00)	24		
Bobby Narron (80)	8	Spencer Johnson (16)	24	Paul Crain (91)	107	Pat Doyle (10)	66	Lance Burkhardt (96)	24		
Hunter Steinmetz (16)	7	Jeremy Eierman (17)	23	Brian Wisser (86)	104	Mike Kickham (10)	66	Matt Gardner (01)	23		
Greg Mathis (01)	7	Nick Kays (99)	23	Mike Kickham (10)	101	Bryan Buschhorn (97)	64	Brad Kennedy (96)	23		
Brad Kennedy (96)	7	Jake Burger (17)	22	Chad Mulholland (03)	101	Mike Whitley (93)	64	Rick Clarkston (84)	22		
Greg Brewer (86)	7	Jake Burger (16)	21	Blake Barber (11)	100	Brett Sinkbeil (05)	63	Five players tied with	21		
J.D. Warner (83)	7	Brian Mahaffey (88)	21	Jim Gibbs (87)	100	Brad Ziegler (03)	60				
Game-Winning RBI				Runs Allowed				Total Chances			
Steve Hacker (95)	13	J. D. Warner (83)	442	Scott Geitz (98)	63	Dick Jones (71)	0.59	Jason Hart (97)	601		
Steve Meyer (86)	13	Bob Blakley (74)	440	Jarrold Mays (96)	58	Nick Petree (12)	1.01	Justin Paulsen (17)	579		
Chris Playter (09)	11	Jim Nichols (65)	438	Mike Whitley (93)	58	Ken Watkins (69)	1.60	Jason Hart (96)	578		
Jake Burger (17)	10	Terry Repp (81)	432	Mike Kickham (10)	56	Craig Sands (90)	1.60	Justin Paulsen (15)	572		
Matt Brewer (89, 91)	10	Rick Clarkston (85)	427	Bryan Buschhorn (97)	54	Nick Petree (13)	1.61	Luke Voit (12)	561		
Bax (84)-Bailey (82)	10	Jason Hart (98)	416	Dylan Coleman (17)	53	David Oatman (74)	1.69	Ben Margalski (01)	557		
Brian Mahaffey (87)	9	Steve Meyer (86)	416	Jim Gibbs (87)	51	Wes Rhea (64)	1.70	Tony Piazza (02)	553		
Brent Seifert (12)-Matheny (15)	8	Mark Garrett (81)	416	Tim Clubb (09)	50	Jan Schmidt (72)	1.80	Ryan Howard (00)	553		
Pratte (91)-Cepicky (99)	8	Brayden Drake (09)	414	Brad Ziegler (03)	50	Dale Bowling (89)	1.88	Justin Paulsen (16)	550		
Dave (81)-Bartlett (90)	8	Matt Cepicky (99)	414	Paul Crain (91)	48	Mike Hill (76)	1.97	Tony Piazza (03)	547		
Extra-Base Hits				Earned Run Average				Double Plays			
Steve Hacker (95)	55	Steve Hacker (95)	225	Dirk Lindauer (91)	75	Matt Hall (15)	171	Ryan Howard (99)	60		
Steve Meyer (86)	48	Matt Cepicky (99)	193	Mike Whitley (93)	68	Pierce Johnson (12)	119	Steve Meyer (86)	58		
Jason Hart (98)	43	Jason Hart (98)	191	Bart Evans (92)	58	Chad Mulholland (03)	117	Jason Hart (97)	53		
Spencer Johnson (16)	41	Steve Meyer (86)	173	John Hardin (00)	54	Jon Harris (15)	116	Jim Calhoun (90)	52		
Matt Cepicky (99)	40	Jason Hart (97)	168	Bryan Buschhorn (97)	52	Nick Petree (12)	114	Dan Firitt (99)	51		
Jeremy Eierman (17)	39	Dave Slemmer (95)	165	John Hardin (99)	52	Sam Perez (16)	112	Ryan Howard (00)	48		
Lance Burkhardt (96)	38	Jeremy Eierman (17)	164	Mike Whitley (92)	52	Nick Petree (13)	111	Jason Hart (98)	48		
Matt Cepicky (98)	37	Jake Burger (16)	162	Mike Godfrey (86)	51	Ross Detwiler (07)	110	Steve Hacker (95)	48		
Jason Hart (97)	37	Jake Burger (17)	160	Dylan Coleman (17)	50	Jarrold Mays (95)	107	Matt Lawson (07)	47		
Dave Slemmer (95)	37	Hale (99)-Cepicky (98)	159	Coleman (16)-Whitley (94)	49	Coleman (17)-Rheinacker (01)	106	Two players tied with	46		
Walks				Slugging Average				Fielding Average			
Dylan Becker (15)	55	Steve Hacker (95)	.957	Steve Hacker (95)	.957	Dirk Lindauer (91)	75	Aaron Conway (10)	1.000		
Bill Mueller (91)	52	Mark Mennemeier (77)	.896	Mark Mennemeier (77)	.896	Mike Whitley (93)	68	Kyle Paul (07)	1.000		
Spencer Johnson (16)	46	Matt Cepicky (99)	.869	Matt Cepicky (99)	.869	Bart Evans (92)	58	Dant'e Brinkley (02)	1.000		
Spencer Johnson (15)	46	Jason Hart (98)	.864	Jason Hart (98)	.864	John Hardin (00)	54	Micah Holst (99)	1.000		
Spiker Helms (12)	44	Steve Meyer (86)	.859	Steve Meyer (86)	.859	Bryan Buschhorn (97)	52	Chad Lakin (92)	1.000		
Brad Kennedy (95)	44	Bob Blakley (74)	.820	Bob Blakley (74)	.820	John Hardin (99)	52	Shawn Padgett (91)	1.000		
Burger (17)-Paulsen (15)	43	Jon Hale (99)	.779	Jon Hale (99)	.779	Mike Whitley (92)	52	Corby Fister (89)	1.000		
Helms (11)-Keane (08)	42	Ken Brown (66)	.760	Ken Brown (66)	.760	Mike Godfrey (86)	51	Cory Krueger (89)	1.000		
Fister (90)-Guttin (76)	42	Jim Nichols (65)	.750	Jim Nichols (65)	.750	Dylan Coleman (17)	50	Jim Anderson (70)	1.000		
		Matt Cepicky (98)	.729	Matt Cepicky (98)	.729	Coleman (16)-Whitley (94)	49	Bill Helfrecht (68)	1.000		
Stolen Bases				Hit By Pitch				Saves			
Greg Brewer (86)	30	Jeremy Isenhower (02)	23	Jeremy Isenhower (02)	23	Dirk Lindauer (91)	75	Bryan Young (15)	16		
Mike Ruble (88)	29	Ben Carlson (09)	22	Ben Carlson (09)	22	Mike Whitley (93)	68	Dan Kickham (11)	13		
John Wahlig (87)	25	Jud Kindle (04)	20	Jud Kindle (04)	20	Bart Evans (92)	58	Shaun Marcum (03)	13		
Dant'e Brinkley (02)	25	Tate Matheny (15)	18	Tate Matheny (15)	18	John Hardin (00)	54	Bryan Young (16)	11		
Dant'e Brinkley (03)	24	Ben Carlson (08)	16	Ben Carlson (08)	16	Bryan Buschhorn (97)	52	Tyler Burgess (12)	11		
Aaron Conway (10)	24	Jerod Eierman (17)	12	Jerod Eierman (17)	12	John Hardin (99)	52	Chris Krawczyk (06)	9		
Bill Mueller (92)	23	Brayden Drake (09)	12	Brayden Drake (09)	12	Mike Whitley (92)	52	Bryan Young (17)	8		
Larry Doss (86)	22	John Knott (92)	12	John Knott (92)	12	Mike Godfrey (86)	51	Matt Frevert (08)	8		
Bill Goedde (86)	20	Nine players tied with	11	Nine players tied with	11	Dylan Coleman (17)	50	Grant Gordon (10)	7		
Matt Lawson (06)	20					Gibbs (87)-Lindauer (91)	9	Tony Floyd (88)	7		
Three players tied with	19					Watkins (69)-Anderson (80)	9				
Sacrifice Hits				Sacrifice Flies				Shutouts			
Joey Hawkins (15)	29	Brooks Colvin (03)	9	Brooks Colvin (03)	9	Sam Perez (16)	1.000	Paul Marsala (04)	3		
Joey Hawkins (14)	19	Greg Mathis (02)	8	Greg Mathis (02)	8	Bryan Young (15)	1.000	Craig Sands (90)	3		
Eric Cheray (12)	14	Dylan Becker (15)	7	Dylan Becker (15)	7	Tim Clubb (08)	1.000	Greg Reed (88)	3		
Joey Hawkins (13)	13	Justin Paulsen (15)	7	Justin Paulsen (15)	7	Dann Whiteside (90)	1.000	Steve Dunn (79)	3		
John Knott (92)	12	Brent Bartlett (90)	7	Brent Bartlett (90)	7	Danny Harwell (83)	1.000	Ken Watkins (69)	3		
Toby Gardenhire (04)	11	Evan Pratte (90)	7	Evan Pratte (90)	7	Kirby Cannon (80)	1.000	12 players tied with	2		
Kevin Medrano (09)	10	Spencer Johnson (16)	6	Spencer Johnson (16)	6	Jody Payne (78)	1.000				
Travis McComack (13)	10	Medrano (11)-Voit (12)	6	Medrano (11)-Voit (12)	6	Ken Watkins (69)	1.000				
Ben Woodbury (08)	9	Piazza (02)-McComack (11)	6	Piazza (02)-McComack (11)	6	Buddy Baumann (09)	.917				
Kneeshaw (96)-Marcum (02)	9	Colvin (02)-Isenhower (02)	6	Colvin (02)-Isenhower (02)	6	Jarrod Mays (95)	.909				
Kasper (75)-Royle (78)	9	Bartlett (89)-Collier (99)	6	Bartlett (89)-Collier (99)	6	Sam Perez (15)	.900				
		Winston (75)-Kelly (88)	6	Winston (75)-Kelly (88)	6	Steve Anderson (80)	.900				
Statistical Minimums:				Winning Percentage				Losses			
Batting Average, Slugging Average and On Base Percentage based on minimum of one time at bat for each game played by team; Fielding Average based on minimum of 50 total chances; Earned Run Average based on minimum of one inning pitched per game played by team; Winning Percentage based on a minimum of six decisions.				Sam Perez (16)	1.000	Paul Marsala (04)	3	Pat Doyle (10)	9		
				Bryan Young (15)	1.000	Craig Sands (90)	3	Mike Kickham (10)	9		
				Tim Clubb (08)	1.000	Greg Reed (88)	3	Brett Sinkbeil (05)	9		
				Dann Whiteside (90)	1.000	Steve Dunn (79)	3	Derek Drage (04)	7		
				Danny Harwell (83)	1.000	Ken Watkins (69)	3	Brad Ziegler (00)	7		
				Kirby Cannon (80)	1.000	12 players tied with	2	Brad Ziegler (96)	7		
				Jody Payne (78)	1.000			Jarrold Mays (96)	7		
				Ken Watkins (69)	1.000			Jim Freie (84)	7		
				Buddy Baumann (09)	.917			Gary Wilson (64)	7		
				Jarrod Mays (95)	.909			Six players tied with	6		
				Sam Perez (15)	.900						
				Steve Anderson (80)	.900						

MISSOURI STATE BASEBALL

Game 14 | MISSOURI STATE BEARS vs. ORAL ROBERTS GOLDEN EAGLES | March 13, 2018 | 3:02 p.m. | Springfield, Mo. | Hammons Field (8,000) | KBFL AM/FM | ESPN3

MISSOURI STATE CAREER RECORDS

Hitting

Games		At Bats		Runs	
Matt Gardner (99-02)	236	Matt Gardner (99-02)	972	Matt Gardner (99-02)	243
Greg Mathis (00-03)	232	Kevin Medrano (09-12)	895	Bill Mueller (90-93)	234
Chris Curry (95-98)	227	Greg Mathis (00-03)	873	Micah Holst (96-99)	217
Brooks Colvin (01-04)	224	Micah Holst (96-99)	865	Dan'te Brinkley (00-03)	188
Micah Holst (96-99)	223	Chris Curry (95-98)	843	Chris Curry (95-98)	188
Evan Pratte (88-91)	220	Brayden Drake (06-09)	817	Jason Hart (96-98)	183
Kevin Medrano (09-12)	217	Dan'te Brinkley (00-03)	813	Mark Garrett (79-82)	180
Dylan Becker (12-15)	216	Brooks Colvin (01-04)	806	Evan Pratte (88-91)	176
Bill Mueller (90-93)	216	Luke Voit (10-13)	776	Kevin Medrano (09-12)	170
Dan'te Brinkley (00-03)	215	Evan Pratte (88-91)	773	Matt Cepicky (97-99)	170

Hits	Singles		Doubles		
Matt Gardner (99-02)	316	Kevin Medrano (09-12)	241	Brayden Drake (06-09)	67
Kevin Medrano (09-12)	310	Bill Mueller (90-93)	222	Matt Gardner (99-02)	62
Bill Mueller (90-93)	289	Matt Gardner (99-02)	213	Chad Lakin (90-93)	59
Micah Holst (96-99)	284	Micah Holst (96-99)	200	Chris Curry (95-98)	57
Dan'te Brinkley (00-03)	279	Dan'te Brinkley (00-03)	190	Kevin Medrano (09-12)	54
Brayden Drake (06-09)	268	Evan Pratte (88-91)	190	Dan'te Brinkley (00-03)	54
Chris Curry (95-98)	266	Brooks Colvin (01-04)	188	Jason Hart (96-98)	52
Jason Hart (96-98)	263	Greg Mathis (00-03)	179	Steve Hacker (93-95)	50
Greg Mathis (00-03)	262	Chris Curry (95-98)	168	Spencer Johnson (13-16)	49
Evan Pratte (88-91)	259	Brayden Drake (06-09)	167	Brian Mahaffey (85-88)	49

Triples		Home Runs		Runs Batted-In	
Mark Garrett (79-82)	20	Jason Hart (96-98)	63	Jason Hart (96-98)	203
Dan'e Brinkley (00-03)	19	Nick Kays (97-00)	60	Nick Kays (97-00)	192
Aaron Conway (08-11)	16	Steve Hacker (93-95)	59	Steve Hacker (93-95)	184
Evan Pratte (88-91)	15	Matt Cepicky (97-99)	51	Ryan Howard (99-01)	183
Greg Mathis (00-03)	13	Ryan Howard (99-01)	50	Matt Cepicky (97-99)	183
Micah Holst (96-99)	13	Jake Burger (15-17)	47	Matt Gardner (99-02)	182
Jeremy Isenhower (01-02)	12	Brian Mahaffey (85-88)	42	Jake Burger (15-17)	179
Bill Mueller (90-93)	12	Ben Carlson (07-09)	38	Brayden Drake (06-09)	176
J.D. Warner (82-83)	12	Chris Curry (95-98)	37	Micah Holst (96-99)	175
Blakley (74-77)-Snider (76-79)	12	Matt Gardner (99-02)	36	Brian Mahaffey (85-88)	175

Game-Winning RBI		Batting Average		On-Base Percentage	
Steve Hacker (93-95)	23	J.D. Warner (82-83)	.426	Rick Clarkson (83-84)	.493
Matt Brewer (89-91)	22	Danny Iseminger (83-84)	.406	Danny Iseminger (83-84)	.492
Matt Gardner (99-02)	19	Rick Clarkson (84-85)	.405	Jeff Kaiser (87-88)	.489
Luke Voit (10-13)	18	Jeff Kaiser (87-88)	.402	Corby Fister (89-90)	.483
Matt Cepicky (97-99)	18	Rick Hardesty (82-83)	.384	Bill Mueller (90-93)	.481
Evan Pratte (88-91)	18	Larry Doss (86-87)	.380	J.D. Warner (82-83)	.469
Jake Burger (15-17)	17	Matt Cepicky (97-99)	.378	Dave Herbert (80-83)	.467
Chris Playter (05-09)	17	Jason Hart (96-98)	.377	Larry Goessling (77-78)	.466
Jason Hart (96-98)	17	Larry Goessling (77-78)	.377	Doug Bagby (72-73)	.462
Brian Mahaffey (85-88)	17	Bill Mueller (90-93)	.376	Terry Burke (79-80)	.460

Extra-Base Hits	Total Bases	Slugging Average	
Jason Hart (96-98)	116	Jason Hart (96-98)	.725
Steve Hacker (93-95)	110	Matt Gardner (99-02)	.708
Matt Gardner (99-02)	103	Steve Hacker (93-95)	.706
Nick Kays (97-00)	102	Nick Kays (97-00)	.688
Brayden Drake (06-09)	101	Micah Holst (96-99)	.662
Jake Burger (15-17)	100	Matt Cepicky (97-99)	.662
Chris Curry (95-98)	98	Chris Curry (95-98)	.660
Matt Cepicky (97-99)	97	Jake Burger (15-17)	.655
Brian Mahaffey (85-88)	95	Brayden Drake (06-09)	.653
Spencer Johnson (13-16)	91	Dan'te Brinkley (00-03)	.647

Walks	Strikeouts	Hit By Pitch			
Bill Mueller (90-93)	154	Nick Kays (97-00)	207	Ben Carlson (07-09)	41
Spencer Johnson (13-16)	133	Spencer Johnson (13-16)	179	Matt Gardner (99-02)	33
Eric Cheray (12-15)	129	Ryan Howard (99-01)	176	Micah Holst (96-99)	33
Dylan Becker (12-15)	124	Greg Mathis (00-03)	176	Aaron Conway (08-11)	31
Justin Paulsen (15-17)	118	Dan'te Brinkley (00-03)	172	Jeremy Isenhower (01-02)	30
Travis McComack (09-13)	116	Matt Gardner (99-02)	156	Tate Matheny (13-15)	29
J.J. Scerba (92-96)	104	Aaron Conway (08-11)	150	Bradley Drake (06-09)	28
Nolan Keane (05-08)	102	Jeff Sauer (92-95)	145	Jake Burger (15-17)	24
Chris Curry (95-98)	98	Travis McComack (09-13)	142	Dan Kneeshaw (92-96)	24
Mark Garrett (79-82)	96	Jeremy Eierman (16-pr.)	139	J.J. Scerba (92-96)	24

Stolen Bases		Sacrifice Hits		Sacrifice Flies	
Dan'te Brinkley (00-03)	69	Joey Hawkins (12-15)	62	Brooks Colvin (01-04)	17
Aaron Conway (08-11)	69	Kevin Medrano (09-12)	28	Greg Mathis (00-03)	16
Bill Mueller (90-93)	65	Eric Cheray (12-15)	25	Justin Paulsen (15-17)	15
Mark Garrett (79-82)	54	Travis McComack (09-13)	20	Evan Pratte (88-91)	14
Micah Holst (96-99)	52	Brooks Colvin (01-04)	20	Luke Voit (10-13)	13
Mike Ruble (84-88)	52	Dan Kneeshaw (92-96)	19	Dan'te Brinkley (00-03)	13
Bobby Narron (77-80)	49	Bill Mueller (90-93)	18	Brent Bartlett (89-90)	13
Jeff Sauer (92-94)	44	Evan Pratte (88-91)	18	Matt Gardner (99-02)	12
Greg Mathis (00-03)	43	Aaron Conway (08-11)	17	John Knott (92)	12
Four players tied with	41	Mike Royle (77-80)	17		

Statistical Minimums: Batting Average, Slugging Average and On Base Percentage based on minimum of 150 at bats in career; Fielding Average based on minimum of 150 total chances; Earned Run Average based on a minimum of 75.0 IP; Winning Percentage based on a minimum of 10 victories.

Pitching

Games		Games Started		Putouts	
Bryan Young (14-17)	88	Brad Ziegler (00-03)	49	Justin Paulsen (15-17)	1588
Scott Geitz (95-98)	87	Jordan Knutson (14-17)	46	Jason Hart (96-98)	1515
Zach Merciez (12-15)	84	John Hardin (96-00)	46	Luke Voit (10-13)	1453
Grant Gordon (10-13)	82	Aaron Meade (08-10)	41	Ryan Howard (99-01)	1409
Sam Perez (13-16)	80	Nick Petree (11-13)	41	Tin Rafferty (02-06)	1275
Pat Doyle (07-10)	73	Brett Sinkbeil (04-06)	40	Ron Snider (76-79)	1167
Chris Krawczyk (03-06)	70	Jon Harris (13-15)	39	J.J. Scerba (92-96)	1006
Jordan Knutson (14-17)	68	Jeff Gray (01-04)	39	Steve Hacker (93-95)	1001
Brad Ziegler (00-03)	66	Kirby Cannon (77-80)	39	Tony Piazza (02-03)	979
Andrew Jefferson (99-02)	64	Cherav (13-16)-Clubb (07-09)	37	Ben Maralski (00-01)	847

Complete Games		Innings Pitched		Assists	
Brad Ziegler (00-03)	18	Brad Ziegler (00-03)	365.0	Chris Curry (98-98)	656
Ken Watkins (67-70)	18	Nick Petree (11-13)	311.2	Evann Pratte (85-91)	580
Kirby Cannon (77-80)	16	Jordan Knutson (14-17)	281.0	Travis McComack (09-13)	576
Dale Bowling (85-89)	15	Jeff Gray (01-04)	279.2	Kevin Medrano (09-12)	568
Wade Palmer (73-76)	15	Tim Clubb (07-09)	278.0	Joey Hawkins (12-15)	528
Gary Wilson (64-67)	15	John Hardin (96-00)	266.0	Bill Mueller (90-93)	517
Jim Gibbs (85-87)	14	Jon Harris (13-15)	259.1	Brooks Colvin (01-04)	473
Mark Lopinot (70-71)	14	Scott Geitz (95-98)	258.2	Eric Cheryl (12-15)	473
Dick Jones (69-72)	14	Matt Hall (13-15)	244.0	Matt Gardner (99-02)	472
Wisser (85-86)-Crain (89-91)	13	Jarrod Mays (94-96)	242.2	Matt Lawison (05-07)	371

Hits Allowed		Runs Allowed		Errors	
Brad Ziegler (00-03)	371	John Hardin (96-00)	207	Brooks Colvin (01-04)	73
Jeff Gray (01-04)	297	Brad Ziegler (00-03)	205	Matt Gardner (99-02)	67
Jordan Knutson (14-17)	289	Bryan Buschhorn (96-99)	184	Brayden Drake (06-09)	65
Scott Geitz (95-98)	281	Scott Geitz (95-98)	183	Chris Curry (95-98)	58
Tim Clubb (07-09)	277	Jeff Gray (01-04)	175	Mike Royle (77-80)	56
John Hardin (96-00)	276	Pat Doyle (07-10)	157	Bill Mueller (90-93)	54
Jarrod Mays (94-96)	266	Ben Walker (94-98)	154	Evann Pratte (88-91)	54
Bryan Buschhorn (96-99)	259	Mike Whitley (92-95)	154	Dan Firtir (99-00)	51
Nick Petree (11-13)	250	Jordan Knutson (14-17)	153	Billy Buntun (80-83)	51
Pat Doyle (07-10)	243	Tim Clubb (07-09)	150	Thomas (78-81)-McComack (09-13)	50

Earned Runs Allowed	Earned Run Average	Total Chances	
John Hardin (96-00)	169	Justin Paulsen (15-17)	1703
Bryan Buschhorn (96-99)	154	Jason Hart (96-98)	1645
Scott Geitz (96-98)	148	Luke Voit (10-13)	1637
Brad Ziegler (00-03)	147	Ryan Howard (99-01)	1546
Jordan Knutson (14-17)	136	Tim Rafferty (02-06)	1367
Jeff Gray (01-04)	133	Ron Snider (76-79)	1253
Mike Whitley (92-95)	128	Chris Curry (95-98)	1187
Dustin Tignor (96-00)	122	J.J. Scerba (92-96)	1151
Jarrod Mays (94-96)	121	Tony Piazza (02-03)	1100
Tim Clubb (07-09)	118	Steve Hacker (93-95)	1074

Walks		Strikeouts		Double Plays	
Mike Whitley (92-95)	206	Brad Ziegler (00-03)	330	Ryan Howard (99-01)	151
John Hardin (96-00)	191	Nick Petree (11-13)	306	Jason Hart (96-98)	147
Dave Dickensheet (79-82)	139	Matt Hall (13-15)	275	Chris Curry (95-98)	140
Steve Anderson (78-81)	128	Brett Sinkbeil (04-06)	256	Justin Paulsen (15-17)	122
Scott Geitz (95-98)	125	Jordan Knutson (14-17)	247	Evan Pratt (88-91)	121
Bryan Buschhorn (96-99)	121	Jarrod Mays (94-96)	247	Kevin Medrano (09-12)	113
Darren Garrison (86-89)	119	Ross Detwiler (05-07)	244	Travis McComack (09-13)	111
Kirby Cannon (77-80)	115	Jon Harris (13-15)	243	Matt Gardner (99-02)	107
Dylan Coleman (16-pr.)	114	Pierce Johnson (10-12)	227	Tim Rafferty (02-06)	105
Dirk Lindauer (90-91)	113	Meade (08-10)-Dickensheet (79-82)	226	Ron Snider (76-79)	98

Victories		Losses		Fielding Average	
Brad Ziegler (00-03)	32	Pat Doyle (07-10)	16	Steve Seal (69-70)	.992
Nick Petree (11-13)	27	Dustin Tignor (96-00)	16	Tate Matheny (13-15)	.991
Kirby Cannon (77-80)	25	Gary Wilson (64-67)	16	Kyle Paul (07-08)	.991
Jeff Gray (01-04)	23	Grant Gordon (10-13)	14	Doug Bagby (72-73)	.991
Dave Dickensheet (79-82)	23	Brett Sinkbeil (04-06)	14	Tony Piazza (02-03)	.990
Tim Clubb (07-09)	21	Brad Ziegler (00-03)	14	Paul Reinsch (82-83)	.990
Geitz (95-98)-Watkins (67-70)	21	John Hardin (96-00)	14	Steve Hacker (93-95)	.989
Sam Perez (13-16)	20	Pierce Johnson (10-12)	13	Larry Goessling (77-78)	.988
Garrison (86-89)-Mays (94-96)	20	Jeff Gray (01-04)	13	Fultz (14-16)-Castro (15-16)	.988
Palmer (73-76)-Anderson (78-81)	20	Whitley (92-95)-Mays (94-96)	13	Ron Snider (76-79)	.988

Winning Percentage		Shutouts		Saves	
Sam Perez (13-16)	.909	Ken Watkins (67-70)	5	Bryan Young (14-17)	35
Greg Reed (87-88)	.909	Brett Sinkbeil (04-06)	3	Shaun Marcum (02-03)	18
Darren Garrison (86-88)	.870	Brad Ziegler (00-03)	3	Matt Frevert (06-08)	15
Mike Hill (75-76)	.846	Paul Marsala (03-04)	3	Tyler Burgess (12-14)	14
Ken Watkins (67-70)	.840	Craig Sands (90-91)	3	Bob Zimmermann (01-03)	13
Paul Crain (89-90)	.813	John Rheinecker (00-01)	3	Grant Gordon (10-13)	12
Nick Petree (11-13)	.794	Greg Reed (87-88)	3	Dan Kichham (11)	11
Cody Schumacher (12-14)	.789	Dave Dickensheet (79-82)	3	Chris Krawczyk (03-06)	11
Kirby Cannon (77-80)	.781	Dunn (77-79)-Palmer (73-76)	3	Matt Gilmer (94-97)	9
Scott Geitz (95-98)	.778	Hill (75-76)-Lopinot (70-71)	3	Tony Floyd (87-88)	11
Anderson (78-81)-Prince (82-85)	.769	Jones (69-72)-Wilson (64-67)	3		

Fielding

Putouts	
Justin Paulsen (15-17)	1588
Jason Hart (96-98)	1515
Luke Voit (10-13)	1453
Ryan Howard (99-01)	1409
Tim Rafferty (02-06)	1275
Ron Snider (76-79)	1167
J.J. Scerba (92-96)	1006
Steve Hacker (93-95)	1001
Tony Piazza (02-03)	979
Ben Margalski (00-01)	847

Assists	
Chris Curry (95-98)	656
Evan Pratte (88-91)	580
Travis McComack (09-13)	576
Kevin Medrano (09-12)	568
Joey Hawkins (12-15)	521
Bill Mueller (90-93)	517
Brooks Colvin (01-04)	479
Eric Cheray (12-15)	473
Matt Gardner (99-02)	472
Matt Lawson (05-07)	371

Errors	
Brooks Colvin (01-04)	73
Matt Gardner (99-02)	67
Brayden Drake (06-09)	65
Chris Curry (95-98)	56
Mike Royle (77-80)	55
Bill Mueller (90-93)	54
Evan Pratte (88-91)	54
Dan Firlit (99-00)	51
Billy Bunton (80-83)	51
Thomas (78-81)-McComack (09-13)	50

Total Chances	
Justin Paulsen (15-17)	1703
Jason Hart (96-98)	1645
Luke Voit (10-13)	1637
Ryan Howard (99-01)	1546
Tim Rafferty (02-06)	1367
Ron Snider (76-79)	1253
Chris Curry (95-98)	1187
J.J. Scerba (92-96)	1155
Tony Piazza (02-03)	1100
Steve Hacker (93-95)	1074

Double Plays	
Ryan Howard (99-01)	151
Jason Hart (96-98)	147
Chris Curry (95-98)	141
Justin Paulsen (15-17)	122
Evan Pratte (88-91)	121
Kevin Medrano (09-12)	113
Travis McComack (09-13)	111
Matt Gardner (99-02)	107
Tim Rafferty (02-06)	105
Ron Snider (76-79)	95

Fielding Average	
Steve Seal (69-70)	.992
Tate Matheny (13-15)	.991
Kyle Paul (07-08)	.991
Doug Bagby (72-73)	.991
Tony Piazza (02-03)	.990
Paul Reinsch (82-83)	.990
Steve Hacker (93-95)	.989
Larry Goessling (77-78)	.989
Fultz (14-16)-Castro (15-16)	.988
Ron Snider (76-79)	.988

Saves	
Bryan Young (14-17)	35
Shaun Marcum (02-03)	18
Matt Frevert (06-08)	15
Tyler Burgess (12-14)	14
Bob Zimmermann (01-03)	13
Grant Gordon (10-13)	12
Dan Kickham (11)	11
Chris Krawczyk (03-06)	11
Matt Gilmer (94-97)	11
Tony Floyd (87-88)	9
Dave Dickensheet (79-82)	9

MISSOURI STATE BASEBALL

Game 14 | MISSOURI STATE BEARS vs. ORAL ROBERTS GOLDEN EAGLES | March 13, 2018 | 3:02 p.m. | Springfield, Mo. | Hammons Field (8,000) | KBFL AM/FM | ESPN3

THE LAST TIME...

A Missouri State Hitter Had...

8 at-bats in a game	Adam Pummill vs. UNC Greensboro, 2/25/06
3 at-bats in an inning	Ryan Howard, Nick Kays (both 3-for-3) vs. Evangel, 4/21/99
4 hits in a game	Drew Millas at ECU, 3/3/18
5+ hits in a game	(5) Jeremy Eierman at Arkansas, 5/17/16
5+ runs in a game	(5) Jake Burger vs. Western Illinois, 3/16/16
4 runs in a game	Jake Burger and Justin Paulsen vs. Kansas, 4/6/16
3+ doubles in a game	(3) Justin Paulsen at Evansville, 4/29/17
2+ triples in a game	(2) Eric Cheray vs. Northern Illinois, 2/21/14
A grand slam	Jake Burger vs. Southern Illinois, 5/25/17
A pinch hit home run	Matt Dezort vs. Evansville, 4/22/16
An inside the park home run	Hunter Steinmetz vs. Western Illinois, 3/16/16
A pinch hit grand slam	Matt Dezort vs. Saint Louis, 4/1/14
Hit for the cycle	Matt Cepicky at Indiana State, 3/29/98
A hit from each side of the plate	Drew Millas vs. Oklahoma State, 3/7/18
A 10-15-game hit streak	(15) Justin Paulsen, 4/25/17 to 5/26/17
A 16-19-game hit streak	(19) Hunter Steinmetz, 3/5/16 to 4/2/16
A 20-24-game hit streak	(20) Aaron Meyer, 3/5/16 to 4/5/16
A 25-29-game hit streak	(29) Kevin Medrano, 3/23/10 to 5/14/10
A 30-game hit streak	(30) Brayden Drake, 4/27/08 to 3/29/09
10+ RBIs in a game	(11) John Knott vs. UNI, 5/2/92
9 RBIs in a game	Spencer Johnson vs. Kansas, 4/6/16
8 RBIs in a game	Brian Fuess vs. Bradley, 3/27/99
7 RBIs in a game	Brock Chaffin vs. Indiana State, 4/22/11
6 RBIs in a game	Blake Graham vs. Wichita State, 4/23/17
5 RBIs in a game	Jake Burger vs. Southern Illinois, 5/25/17
10+ total bases	(10) Jeremy Eierman at Saint Louis, 4/17/17
Reached safely 6 times	Joey Hawkins vs. Indiana State, 3/31/13
Hits in 5+ straight at-bats	(5) Drew Millas, 3/2/18 to 3/3/18
5 walks in a game	Lance Burkhart vs. Nevada, 2/14/97
4 walks in a game	Alex Jefferson at Evansville, 4/28/17
4 strikeouts in a game	Justin Paulsen at Illinois State, 4/24/15
5 strikeouts in a game	Tyler Ryun at UT Arlington, 2/26/10
Stole home	Dylan Becker at Abilene Christian, 2/28/14
3 stolen bases	Hunter Steinmetz vs. Western Illinois, 3/16/16
2 home runs in a game	Matt Brown and Ben Whetstone vs. Arkansas State, 3/9/18
3 home runs in a game	Spencer Johnson vs. Kansas, 4/6/16
Home runs in consecutive at-bats	Matt Brown and Ben Whetstone vs. Arkansas State, 3/9/18
Homered in 3 straight games	Jeremy Eierman, 3/3/17 to 3/5/17
Homered in 5 straight games	Brayden Drake, 5/5/09 to 5/14/09
2 hits in an inning	Jeremy Eierman vs. Illinois State, 5/20/16
Hit by 3 pitches in a game	Brayden Drake vs. Middle Tennessee, 5/11/08
Hit by 2 pitches in a game	Logan Geha at Minnesota, 3/12/17
Led off the game with a home run	Hunter Steinmetz at TCU, 6/11/17
A walk-off home run	Jeremy Eierman vs. Oklahoma State, 6/2/17
A walk-off grand slam	Dylan Becker vs. Bradley, 4/20/13
A grand slam by a freshman	Jeremy Eierman vs. Central Michigan, 4/1/16
Consecutive multi-HR games	Ryan Howard, 2/23/00 and 2/27/00

A Missouri State Pitcher Had...

Pitched over 9 innings	(9.1) Clay Murphy vs. Dallas Baptist, 5/20/14
A complete game (9)	Doug Still at New Mexico, 4/15/17
A complete game (7)	Dylan Coleman vs. Bradley, 4/1/17
A complete game as a freshman	Tim Clubb at Arkansas State, 3/20/07
Consecutive complete games (9)	Pierce Johnson, 3/15/12 and 3/23/12
3 straight complete games	Paul Marsala (4), 3/27/04 to 4/17/04
Pitched 5.0-6.2 innings of relief	(5.1) Nate Witherspoon at Saint Louis, 4/17/17
Pitched 7.0-8.2 innings of relief	(7.1) Sam Perez at Indiana State, 5/27/16
Pitched 9+ innings of relief	(10.0) J.C. Casey at Creighton, 5/27/11
A shutout (9)	Doug Still at New Mexico, 4/15/17
A shutout (7)	Chris Krawczyk vs. Illinois State, 5/15/05
A combined shutout (9)	Doug Still (4.1), Jake Fromson (3.2) and Jake Lochner (1.0) vs. Central Arkansas, 3/5/17
A shutout as a freshman	Tim Clubb at Arkansas State, 3/20/07
3+ hit batsmen in a game	(3) Connor Sechler at Central Arkansas, 2/25/18
2+ pickoffs in a game	(2) Tyler McAlister vs. Texas Southern, 2/18/18
10+ strikeouts in a game	(13) Dylan Coleman at Central Arkansas, 2/25/18
15+ strikeouts in a game	(15) Matt Hall vs. Wichita State, 5/2/15
6+ walks in a game	(6) Dylan Coleman vs. Illinois State, 5/19/16
A 15-19 inning scoreless streak	(16.1) Jake Fromson, 2/17/17 to 3/10/17
A 20+ inning scoreless streak	(22.2) Sam Perez, 5/17/16 to 5/28/16
Retired 15+ consecutive batters	(15) Austin Knight vs. Missouri, 4/25/17
Retired 20+ consecutive batters	(20) Matt Hall vs. Wichita State, 5/5/13
A two-hitter	Jordan Knutson (8.0) and Jake Fromson (1.0) vs. DBU, 4/7/17

A one-hitter	Matt Hall (9.0) at Arkansas, 6/6/15
A combined one-hitter	Dylan Coleman (7.0), Jake Fromson (1.0) and Bryan Young (1.0) vs. Indiana State, 5/13/17
A no-hitter	Mike Whitley (7) vs. Southeast Missouri, 5/4/94
A combined no-hitter	Scott Buchheit, Darrell Maus, Matt Brewer, Terry Menown vs. Lincoln, 3/14/89

Missouri State...

Scored 30+ runs	(30) vs. Evangel, 4/21/99
Scored 25-29 runs	(25) vs. Southwest Baptist, 4/4/00
Scored 20-24 runs	(21) at Indiana State, 5/4/08
Scored 15-19 runs	(16) vs. Missouri, 4/12/16
Scored 10+ runs in an inning	(10) 5th vs. Bradley, 4/1/17
Scored 9 runs in an inning	4th at Arkansas State, 4/15/09
Scored 8 runs in an inning	7th vs. Southern Illinois, 5/25/17
Scored 7 runs in an inning	4th at Evansville, 4/28/17
Had 30+ hits	(32) vs. Evangel, 4/21/99
Had 25-29 hits	(26) vs. Indiana State, 5/14/98
Had 20-24 hits	(22) vs. Bradley, 5/24/12
Had 6+ doubles	(6) at Evansville, 4/10/10
Had 4+ triples	(4) vs. Illinois State, 5/20/16
Stole 6+ bases	(6) vs. Indiana State, 5/12/17
Stole 4 bases in an inning	3rd vs. Missouri, 5/3/11
Was hit by 6+ pitches	(7) vs. DBU, 2/25/11
Drew three consecutive HBP	vs. DBU, 2/25/11
Had 4+ sacrifice bunts	(5) at Southern Illinois, 5/10/15
Did not strike out	at Kansas State, 3/14/15
Hit into a triple play	vs. Indiana State, 5/15/09
Hit 7+ home runs	(7) vs. Middle Tennessee, 3/15/02
Hit 6 home runs	vs. Oral Roberts, 4/4/10
Hit 5 home runs	vs. UNI, 3/26/00
Hit 4 home runs	vs. Arkansas State, 3/9/18
Hit 2 grand slams in a game	vs. Arkansas State, 3/22/16
Walked 10+ times	(10) vs. Oklahoma State, 3/7/18
Was shut out	at Central Arkansas (1-0), 2/25/18
Was shut out at home	vs. Illinois State (1-0), 5/24/17
Was shut out in consecutive games	vs. Oklahoma State, 3/18/14; at Wichita State, 3/21/14
Shut out back-to-back opponents	at Arkansas State, 3/1/17; vs. Central Arkansas, 3/3/17
Struck out 10+ batters	(12) vs. Arkansas State, 3/10/18
Struck out 10+ times	(10) vs. Arkansas State, 3/11/18
Was held to two or fewer hits	(1) vs. Saint Joseph's, 3/2/18
Hit back-to-back home runs	Justin Paulsen and Jake Burger vs. Wichita State, 5/26/17
Hit three straight home runs	Dan Firlit, Ryan Howard, Mike Collier vs. Arkansas Tech, 2/23/00
Turned 4+ double plays	(4) at Texas Tech, 2/19/12
Committed 6+ errors	(6) at Sam Houston State, 2/28/09
Swept a doubleheader	vs. Wichita State, 4/23/17
Lost both games of a doubleheader	at Indiana State, 4/29/16

A Missouri State Opponent...

Scored 25+ runs	(25) Rice, 5/25/97
Scored 20-24 runs	(20) Georgia Tech, 2/20/10
Scored 15-19 runs	(17) Missouri, 4/26/16
Threw a complete-game one-hitter	Chris Razo, Illinois State, 4/5/13
Threw a complete-game no-hitter	Vince Serafini, Evansville, 5/13/00
Hit 3 home runs	Dylan Brown, Oklahoma State, 3/11/08
Hit 2 home runs	Korbin Williams, Evansville, 4/29/17
Hit back-to-back home runs	Trooper Reynolds and Chane Lynch, DBU, 4/2/15
Hit a leadoff home run	Korbin Williams, Evansville, 4/29/17
Hit a walk-off home run	Steffan Guest, UT Arlington, 2/27/10
Hit a grand slam	Collin Braithwaite, Illinois State, 5/19/17
Had 4 hits in a game	Garrett Bengel, Oklahoma State, 6/2/17
Had 5+ hits in a game	(5) Jared Mang, New Mexico, 4/13/17
Had 5 RBIs	Collin Braithwaite, Illinois State, 5/19/17
Had 6+ RBIs	(6) Zach Lavy, Missouri, 4/26/16
Had 4+ stolen bases in a game	(4) Michael Faulkner, Arkansas State, 4/4/12
Scored 10+ runs in an inning	Middle Tennessee (10 in 8th), 2/20/09
Scored 9 runs in an inning	Georgia Tech (4th), 2/20/10
Scored 8 runs in an inning	Northern Illinois (9th), 2/21/14
Scored 7 runs in an inning	DBU (1st), 5/23/14
Had 25-29 hits	(25) Rice, 5/25/97
Had 20-24 hits	(23) Nebraska, 2/20/11
Threw a complete game	(9.0) Cody Tyler, Wichita State, 4/15/16
Struck out 10+ batters	(12) Chad Whitmer, Southern Illinois, 5/5/17

MISSOURI STATE BASEBALL

Game 14 | MISSOURI STATE BEARS vs. ORAL ROBERTS GOLDEN EAGLES | March 13, 2018 | 3:02 p.m. | Springfield, Mo. | Hammons Field (8,000) | KBFL AM/FM | ESPN3



KEITH GUTTIN

Head Coach

36th Season
Alma mater: UMSL (1978)

One of the most successful baseball coaches in Missouri Valley Conference history, **Keith Guttin** began his MSU head coaching career in 1983, and has spent the past 35 seasons building the Bears into one of the top programs in the country. Under Guttin, the Bears have won 61 percent of their games, averaging 35 victories a year and racking up 11 different 40-win seasons.

Guttin, who will enter the 2018 season sixth among active Division I head coaches in career victories, has been a part of the MSU baseball program as a player, assistant coach and head coach for 40 of the program's 54 years. He took the helm of Bears baseball at the start of the 1983 season, coinciding with the move of Missouri State athletics to Division I status. He inherited the reins of the program from its only previous head baseball coach, former Missouri State Director of Athletics Bill Rowe. Guttin ultimately helped stretch MSU's string of consecutive winning seasons to 32 in a row, easily the longest of any Missouri State athletics team. His 1,227 career wins are the most recorded by any head coach in the 110-year history of Missouri State athletics, and the Bears have finished in the top half of the conference race in all but four of his 35 seasons.

During Guttin's tenure, 121 Bears have signed professional contracts, including six first-round draft picks and 17 players who have advanced to the Major Leagues. Additionally, MSU has won 17 regular-season or conference tournament championships and made 10 NCAA Division I Tournament appearances, including nine in the last two decades.

In 2003, Guttin led the Bears to the NCAA Division I College World Series for the first time in school history, marking the only trip to Omaha by a Division I team from the state of Missouri since 1965. He has been a conference coach of the year 11 times and was selected as the American Baseball Coaches Association Division I Midwest Region Coach of the Year in both 1997 and 2003.

Guttin's pupils have produced results off the diamond as well. Missouri State baseball players have been recognized on the Valley's all-academic team 62 times since the inception of the honor in 1992. Additionally, seven Bears have garnered academic All-America honors on 12 different occasions under Guttin, including three-time selection Brian Mahaffey.

Missouri State is coming off its second NCAA Super Regional appearance and MVC regular-season title in three seasons. The Bears won their first 18 Valley games en route to the title, then captured their third overall NCAA Regional crown by knocking off Arkansas in the deciding game of the Fayetteville Regional. MSU saw its storybook season come to an end at the Fort Worth Super Regional, as TCU secured a fourth straight trip to Omaha with a two-game sweep of Guttin's Bears. Consensus All-America picks Jake Burger and Jeremy Eierman led a potent Bears lineup that paved the way to a 43-20 campaign, while Valley pitcher of the year Jake Fromson led a star-studded pitching staff and garnered All-America recognition of his own.

The 2015 season will go down as one of the more

memorable campaigns for Guttin, who was inducted into both the Missouri Sports Hall of Fame and Springfield Area Sports Hall of Fame during the year. He also surpassed the 1,100 career victory mark early in MSU's record-setting season en route to earning his fifth MVC Coach of the Year nod. Under Guttin's guidance, the 2015 Bears set a program record with 49 victories and were ranked as high as No. 6 (*Baseball America*) in the nation while capturing the Valley's regular-season and postseason tournament titles. MSU went on to earn its ninth NCAA Division I postseason berth, sweeping the Springfield Regional at Hammons Field to advance to its second Super Regional appearance, where the Bears came up just one win shy of punching their ticket to the College World Series.

In 2001, Guttin led the Bears to their first-ever MVC regular-season championship and, in the process, dethroned perennial league powerhouse Wichita State. The Shockers had previously won outright or shared the Valley regular season crown in the previous 14 years, but the Bears posted a 22-10 record in 2001 and beat WSU by one game in the final league standings.

While the accomplishments of Guttin's teams on the field speak volumes about the success of his program, another dream came true in April 2004 when the Bears opened a sparkling 8,000-seat stadium just four blocks north of the Missouri State campus. The Bears finished the year ninth among NCAA Division I teams in attendance, playing only a portion of their home schedule at Hammons Field.

It was merely a coincidence that the crown jewel of the Missouri State baseball program came one year after the Bears exploded onto the national college baseball radar in the College World Series. But both events show the growth of college baseball in the Ozarks and the amount of community and administrative support the program had received in the last several years. With the continued support of the MSU community, Guttin has led the Bears' efforts in numerous charitable endeavors, including the program's annual Price Cutter Celebrity Golf Classic, proceeds from which have been committed to Champion Athletes of the Ozarks in each of the last 20 years. MSU's popular First Pitch and Reunion Night has also been a positive force for both the Bears and a variety of local charitable organizations. The preseason kickoff event has benefitted entities such as the Miracle League Ball Field, Care to Learn, Boys and Girls Clubs and the Wounded Warrior Project.

The Bears have finished lower than third in the league standings just nine times since Guttin took over. Guttin directed Missouri State to six straight league titles in Mid-Continent play from 1984 through 1989. He has given MSU its first three Valley post-season tournament championships in 1996, 1997 and 2015. He was voted the MVC Coach of the Year in 1993, 2001, 2003, 2008, 2015 and 2017 and was selected the American Baseball Coaches Association Division I Midwest Region Coach of the Year in 1997 and 2003.

Guttin had two notable seasons as the Missouri State second baseman, coming from Mineral Area College. He earned MIAA all-conference honorable mention in 1977 as the Bears made their first NCAA Division II tournament appearance in seven years.

A University City native, Guttin finished his undergraduate degree at the University of Missouri-St. Louis in 1978, and earned his master's degree in 1984 at Truman State. He and his wife, Marianne, have three daughters; Lauren, Lindsey and Samantha.

GUTTIN'S COACHING RECORD

Year	Team	W-L	Pct.	Conf.	Pct.
1983	Missouri State	32-11	.744	---	---
1984	Missouri State	35-22	.614	---	---
1985	Missouri State	24-16	.600	5-3	.625
1986	Missouri State	47-14	.770	11-1	.917
1987	Missouri State	38-14	.731	7-3	.700
1988	Missouri State	41-17	.707	12-0	1.000
1989	Missouri State	41-10	.804	8-2	.800
1990	Missouri State	42-15	.737	11-0	1.000
1991	Missouri State	40-22	.645	14-10	.583
1992	Missouri State	31-23	.574	10-11	.476
1993	Missouri State	32-23	.582	14-6	.700
1994	Missouri State	31-23	.574	13-7	.650
1995	Missouri State	37-21	.638	18-13	.581
1996	Missouri State	32-25	.561	18-11	.621
1997	Missouri State	35-25	.583	16-10	.625
1998	Missouri State	32-21	.604	19-13	.594
1999	Missouri State	38-19	.667	18-11	.621
2000	Missouri State	24-33	.421	15-17	.468
2001	Missouri State	36-22	.621	22-10	.688
2002	Missouri State	43-21	.672	19-13	.594
2003	Missouri State	40-26	.606	19-11	.633
2004	Missouri State	31-28	.525	19-12	.613
2005	Missouri State	26-29	.473	10-14	.417
2006	Missouri State	33-22	.600	15-8	.652
2007	Missouri State	23-34	.404	7-17	.292
2008	Missouri State	40-17	.702	18-6	.750
2009	Missouri State	34-20	.630	17-5	.773
2010	Missouri State	21-34	.382	6-15	.286
2011	Missouri State	33-23	.589	11-9	.550
2012	Missouri State	40-22	.645	13-7	.650
2013	Missouri State	31-23	.574	12-9	.571
2014	Missouri State	26-31	.456	9-12	.429
2015	Missouri State	49-12	.803	18-3	.857
2017	Missouri State	43-20	.683	18-1	.947
2018	Missouri State	8-5	.615	0-0	.000
Totals		1,227-764	.616	391-273	.589

GUTTIN'S MILESTONE VICTORIES

WinDate.....Result (Site)
 1.....3/5/83.....MSU 8, Indiana State 2 (Meador Park)
 100.....3/11/86.....MSU 7, Jacksonville 5 (Jacksonville, Fla.)
 200.....4/16/88.....MSU 4, Eastern Illinois 2 (Charleston, Ill.)
 300.....5/13/90.....MSU 9, Eastern Illinois 2 (Chicago, Ill.)
 *395.....5/1/93.....MSU 9, UNI 2 (Meador Park)
 400.....5/9/93.....MSU 7, Wichita State 6 (Meador Park)
 500.....5/17/96.....MSU 8, Wichita State 7 (Wichita, Kan.)
 600.....4/24/99.....MSU 13, UNI 7 (Meador Park)
 700.....5/4/02.....MSU 5, Wichita State 1 (Wichita, Kan.)
 800.....5/11/05.....MSU 15, Kansas 6 (Hammons Field)
 900.....5/11/08.....MSU 7, Middle Tennessee 6 (Hammons Field)
 1,000.....3/3/12.....MSU 3, Northwestern State 2 (Natchitoches, La.)
 1,100.....3/17/15.....MSU 10, Little Rock 3 (Hammons Field)
 1,200.....4/18/17.....MSU 5, Missouri 3 (Columbia, Mo.)

*Surpassed Bill Rowe for the all-time MSU record for coaching victories

GUTTIN'S CAREER HIGHLIGHTS

Nine regular-season conference titles
 (1986, 1988, 1989, 1990, 2001, 2003, 2009, 2015, 2017)
 Nine conference tournament championships
 (1984, 1985, 1986, 1987, 1988, 1989, 1996, 1997, 2015)
 Ten NCAA Regional berths
 (1987, 1995, 1996, 1997, 1999, 2002, 2003, 2012, 2015, 2017)
 Three NCAA Super Regional berths
 (2003, 2015, 2017)
 2003 College World Series berth
 Mentored 29 All-Americans as head coach
 Coached 116 professional signees, including 17 Major Leaguers
 -Ryan Howard - 2005 NL Rookie of the Year and 2006 NL MVP
 -Bill Mueller - 2003 AL Batting Champion
 Coached 88 first-team all-conference selections, eight league players of the year and seven league pitchers of the year
 Six-time Mid-Continent Conference Coach of the Year
 (1984-89)
 Six-time Missouri Valley Conference Coach of the Year
 (1993, 2001, 2003, 2008, 2015, 2017)
 Two-time ABCA/NCAA Regional Coach of the Year

MISSOURI STATE BASEBALL

Game 14 | MISSOURI STATE BEARS vs. ORAL ROBERTS GOLDEN EAGLES | March 13, 2018 | 3:02 p.m. | Springfield, Mo. | Hammons Field (8,000) | KBFL AM/FM | ESPN3

ALPHABETICAL ROSTER

No.	Player	Yr.	Pos.	B-T	Ht.	Wt.	Hometown (Previous School)
41	Michael Briggs	So.	C	R-R	6-2	225	Lee's Summit, Mo. (Archbishop O'Hara HS)
18	Matt Brown	Sr.	IF	R-R	6-2	220	St. Louis, Mo. (St. John Vianney HS/Jefferson College)
36	Ty Buckner	Fr.	RHP	R-R	6-1	190	St. Louis, Mo. (Ladue Horton Watkins HS)
10	Dylan Coleman	Jr.	RHP	R-R	6-6	240	Potosi, Mo. (Potosi HS)
43	Mason Dickemann	Fr.	RHP	R-R	6-3	170	Ozark, Mo. (Springfield Catholic HS)
23	Jack Duffy	So.	OF	L-R	5-10	190	Kansas City, Mo. (Staley HS)
11	Jeremy Eierman	Jr.	IF	R-R	6-1	205	Warsaw, Mo. (Warsaw HS)
26	Sam Faith	Fr.	IF	B-R	6-3	195	St. Charles, Ill. (St. Charles North HS)
17	Jordan Fitzpatrick	Fr.	IF/OF	L-R	6-0	185	Rogersville, Mo. (Logan-Rogersville HS)
16	Jake Fromson	Sr.	RHP	R-R	5-11	200	Lee's Summit, Mo. (Lee's Summit HS/Kansas State University)
4	Logan Geha	So.	C	R-R	5-11	190	Lee's Summit, Mo. (Lee's Summit West HS)
40	Zach Gibbs	Fr.	RHP	R-R	6-1	190	Wentzville, Mo. (Holt HS)
25	Jake Hausmann	Fr.	RHP	R-R	6-6	225	St. Charles, Mo. (CBC HS)
29	Austin Knight	Sr.	RHP	R-R	6-3	215	Lebanon, Mo. (Lebanon HS)
21	Jake Lochner	Jr.	LHP	L-L	5-11	200	Sullivan, Mo. (Sullivan HS)
19	Tyler McAlister	So.	RHP	R-R	6-5	195	Waterloo, Ill. (Waterloo HS)
12	Max McGuire	Fr.	C	R-R	6-3	220	Lincoln, Neb. (Southwest HS)
8	Robbie Merced	Fr.	IF	R-R	6-1	170	Springfield, Mo. (Kickapoo HS)
24	Drew Millas	So.	C	B-R	6-2	205	Swansea, Ill. (Belleville East HS)
50	Alex Moore	So.	RHP	R-R	6-7	245	Mountain Grove, Mo. (Mountain Grove HS)
32	John Privitera	So.	IF	L-R	5-8	170	Lee's Summit, Mo. (Lee's Summit West HS)
31	Landan Ruff	Sr.	OF	R-R	6-2	215	Springfield, Mo. (Parkview HS)
33	Matt Russell	Fr.	RHP	R-R	6-2	190	Kansas City, Mo. (Staley HS)
13	Davis Schwab	Jr.	LHP	L-L	6-4	215	Overland Park, Kan. (Blue Valley West HS/Johnson County CC)
14	Connor Sechler	Fr.	RHP	R-R	6-3	180	Bolivar, Mo. (Bolivar HS)
5	Ryan Skalnik	Sr.	IF	R-R	6-1	195	Owasso, Okla. (Verdigris HS/Northwest Mississippi CC)
7	Hunter Steinmetz	Jr.	OF	L-L	5-9	185	Springfield, Mo. (Parkview HS)
45	Ben Whetstone	So.	IF	L-R	6-6	240	Overland Park, Kan. (Rockhurst HS)
35	Logan Wiley	So.	RHP	R-R	6-0	170	Springfield, Mo. (Kickapoo HS/Kansas State University)
27	Nate Witherspoon	So.	LHP	L-L	6-4	210	Eureka, Mo. (Eureka HS)
44	Dennis Yingling	Fr.	LHP	L-L	6-1	205	St. Louis, Mo. (Lindbergh HS)
1	Brooks Zimmerman	Jr.	OF/IF	R-R	6-2	210	Stillwater, Okla. (Stillwater HS/Cowley Co. CC)

Head Coach: Keith Guttin

Assistant Coaches: Paul Evans, Matt Lawson

Volunteer Assistant Coach: Joe Lincoln

Graduate Managers: Matt Fultz, Alex Jefferson, Geoff Jimenez

Student Assistant: Aaron Meyer

Director of Operations: Tyler Jeske

Athletic Trainer: Jim Penkalski

ROSTER BREAKDOWN

Seniors (5): Matt Brown, Jake Fromson, Austin Knight, Landan Ruff, Ryan Skalnik.

Juniors (6): Dylan Coleman, Jeremy Eierman, Jake Lochner, Davis Schwab, Hunter Steinmetz, Brooks Zimmerman.

Sophomores (10): Michael Briggs, Jack Duffy, Logan Geha, Tyler McAlister, Drew Millas, Alex Moore, John Privitera, Ben Whetstone, Logan Wiley, Nate Witherspoon.

Freshmen (11): Ty Buckner, Mason Dickemann, Sam Faith, Jordan Fitzpatrick, Zach Gibbs, Jake Hausmann, Max McGuire, Robbie Merced, Matt Russell, Connor Sechler, Dennis Yingling.

Infielders (8): Matt Brown, Jeremy Eierman, Sam Faith, Jordan Fitzpatrick, Robbie Merced, John Privitera, Ryan Skalnik, Ben Whetstone.

Outfielders (4): Jack Duffy, Landan Ruff, Hunter Steinmetz, Brooks Zimmerman.

Catchers (4): Michael Briggs, Logan Geha, Max McGuire, Drew Millas.

Pitchers (16): Ty Buckner, Dylan Coleman, Mason Dickemann, Jake Fromson, Zach Gibbs, Jake Hausmann, Austin Knight, Jake Lochner, Tyler McAlister, Alex Moore, Matt Russell, Davis Schwab, Connor Sechler, Logan Wiley, Nate Witherspoon, Dennis Yingling.

NUMERICAL ROSTER

No.	Player	Pos.
1	Brooks Zimmerman	OF/IF
4	Logan Geha	C
5	Ryan Skalnik	IF
7	Hunter Steinmetz	OF
8	Robbie Merced	IF
10	Dylan Coleman	RHP
11	Jeremy Eierman	IF
12	Max McGuire	C
13	Davis Schwab	LHP
14	Connor Sechler	RHP
16	Jake Fromson	RHP
17	Jordan Fitzpatrick	IF/OF
18	Matt Brown	IF
19	Tyler McAlister	RHP
21	Jake Lochner	LHP
23	Jack Duffy	OF
24	Drew Millas	C
25	Jake Hausmann	RHP
26	Sam Faith	IF
27	Nate Witherspoon	LHP
29	Austin Knight	RHP
31	Landan Ruff	OF
32	John Privitera	IF
33	Matt Russell	RHP
35	Logan Wiley	RHP
36	Ty Buckner	RHP
40	Zach Gibbs	RHP
41	Michael Briggs	C
43	Mason Dickemann	RHP
44	Dennis Yingling	LHP
45	Ben Whetstone	IF
50	Alex Moore	RHP

Head Coach

2.....Keith Guttin

Assistant Coaches

3.....Matt Lawson

28.....Paul Evans

Volunteer Assistant Coach

38.....Joe Lincoln

Student Assistant

Aaron Meyer

Graduate Managers

Matt Fultz

Alex Jefferson

Geoff Jimenez

Director of Operations

Tyler Jeske

Athletic Trainer

Jim Penkalski


PRONUNCIATION GUIDE

Mason Dickemann..... DICK • mun
Jeremy Eierman..... IRE • mun
Jake Fromson..... FRAWM • sin
Logan Geha..... GEE • ha
Keith Guttin..... rhymes with 'button'
Jake Hausmann..... HOUSE • mun
Jake Lochner..... LOCK • nur
Robbie Merced..... mur • SAID
John Privitera..... pri (long 'i') • vuh • TEER • uh
Connor Sechler..... SECK • lur
Hunter Steinmetz..... STINE • mets
Ben Whetstone..... WET • stone
Dennis Yingling..... YENG • ling

MISSOURI STATE BASEBALL

Game 14 | MISSOURI STATE BEARS vs. ORAL ROBERTS GOLDEN EAGLES | March 13, 2018 | 3:02 p.m. | Springfield, Mo. | Hammons Field (8,000) | KBFL AM/FM | ESPN3

TV/RADIO ROSTER



1 Brooks Zimmerman
OF/IF - Jr. - R/R
Stillwater, Okla.



4 Logan Coha
C - So. - R/R
Lee's Summit, Mo.



5 Ryan Skalnik
IF - Jr. - R/R
Owasso, Okla.



7 Hunter Steinmetz
OF - Jr. - L/L
Springfield, Mo.



8 Robbie Morced
IF - Fr. - R/R
Springfield, Mo.



10 Dylan Coleman
RHP - Jr. - R/R
Potosi, Mo.



11 Jeremy Elormann
IF - So. - R/R
Warsaw, Mo.



12 Max McGuire
C - Fr. - R/R
Lincoln, Neb.




13 Davis Schwab
LHP - Jr. - L/L
Overland Park, Kan.



14 Connor Sechler
RHP - Fr. - R/R
Bolivar, Mo.



16 Jake Fromson
RHP - Sr. - R/R
Lee's Summit, Mo.



17 Jordan Fitzpatrick
IF - Fr. - L/R
Rogersville, Mo.



18 Matt Brown
IF - Sr. - R/R
St. Louis, Mo.




19 Tyler McAllister
RHP - So. - R/R
Waterloo, Ill.



21 Jake Lochner
LHP - Jr. - L/L
Sullivan, Mo.




23 Jack Duffy
OF - So. - R/R
Kansas City, Mo.



24 Drew Millas
C - So. - S/R
Swansea, Ill.



25 Jake Hausmann
RHP - Fr. - R/R
St. Charles, Mo.



26 Sam Faith
IF - Fr. - S/R
St. Charles, Ill.



27 Nate Witherspoon
LHP - So. - L/L
Eureka, Mo.



29 Austin Knight
RHP - Sr. - R/R
Lebanon, Mo.



31 Landon Ruff
OF - Sr. - R/R
Springfield, Mo.



32 John Privitera
IF - So. - L/R
Lee's Summit, Mo.



33 Matt Russell
RHP - Fr. - R/R
Kansas City, Mo.



35 Logan Wiley
RHP - So. - R/R
Springfield, Mo.



36 Ty Buckner
RHP - Fr. - R/R
St. Louis, Mo.



40 Zach Gibbs
RHP - Fr. - R/R
Wentzville, Mo.



41 Michael Briggs
C - So. - R/R
Lee's Summit, Mo.



43 Mason Dickmann
RHP - Fr. - R/R
Ozark, Mo.



44 Dennis Yingling
LHP - Fr. - L/L
St. Louis, Mo.



45 Ben Whetstone
IF - So. - L/R
Overland Park, Kan.



50 Alex Moore
RHP - So. - R/R
Mountain Grove, Mo.



2 Keith Cuttin
Head Coach



3 Matt Lawson
Assistant Coach



28 Paul Evans
Assistant Coach



38 Joe Lincoln
Volunteer
Assistant Coach