

MISSOURI STATE

2003 NCAA College World Series • 10 NCAA Regional Appearances • 38 All-Americans • 19 Major Leaguers

Eric Doennig, MSU Athletics Communications (Primary Contact) | O: (417) 836-4586 | C: (417) 827-5327 | EricDoennig@MissouriState.edu | MissouriStateBears.com | @MSUBearBaseball | MissouriStBears

2018 SCHEDULE

February 13-17

16	vs. Texas Southern [§]	W, 8-2
16	at Lamar [§]	W, 11-2
17	vs. Lamar [§]	L, 0-8
18	vs. Texas Southern [§]	W, 6-5
25	at Central Arkansas (DH)	1:00 p.m.
27	at Oral Roberts	3:00 p.m.

March

2	vs. St. Joseph's [®]	11:00 a.m.
3	at ECU [®]	3:30 p.m.
4	vs. Pepperdine [®]	10:00 a.m.
7	OKLAHOMA STATE	3:00 p.m.
9	ARKANSAS STATE	3:00 p.m.
10	ARKANSAS STATE	2:00 p.m.
11	ARKANSAS STATE	1:00 p.m.
13	ORAL ROBERTS	3:00 p.m.
14	vs. Iowa*	4:00 p.m.
17	vs. Seton Hall [®]	1:00 p.m.
17	at Oklahoma State	6:00 p.m.
20	SOUTHEAST MISSOURI STATE	3:00 p.m.
21	MURRAY STATE	3:00 p.m.
23	CSUN	3:00 p.m.
24	CSUN	2:00 p.m.
25	CSUN	12:00 p.m.
27	at Kansas	6:05 p.m.
30	at Indiana State*	5:30 p.m.
31	at Indiana State*	1:00 p.m.

April

1	at Indiana State*	12:00 p.m.
3	vs. Missouri [®]	6:30 p.m.
6	EVANSVILLE*	6:30 p.m.
7	EVANSVILLE*	2:00 p.m.
8	EVANSVILLE*	1:00 p.m.
10	MISSOURI	6:30 p.m.
13	OREGON STATE (DH)	11:00 a.m.
14	OREGON STATE	6:30 p.m.
17	at Arkansas	6:35 p.m.
20	ILLINOIS STATE*	6:30 p.m.
21	ILLINOIS STATE*	2:00 p.m.
22	ILLINOIS STATE*	1:00 p.m.
24	at Missouri	7:30 p.m.
27	at Bradley*	6:00 p.m.
28	at Bradley*	2:00 p.m.
29	at Bradley*	1:00 p.m.

May

2	KANSAS	6:30 p.m.
4	at Valparaiso*	3:00 p.m.
5	at Valparaiso*	1:00 p.m.
6	at Valparaiso*	1:00 p.m.
11	SOUTHERN ILLINOIS*	6:30 p.m.
12	SOUTHERN ILLINOIS*	2:00 p.m.
13	SOUTHERN ILLINOIS*	1:00 p.m.
17	at Dallas Baptist*	6:30 p.m.
18	at Dallas Baptist*	6:30 p.m.
19	at Dallas Baptist*	2:00 p.m.
23-26	MVC Baseball Championship [†]	TBA

Home games played at Hammons Field in BOLD CAPS; *MVC game; [§] Cardinal Classic (Beaumont, Texas); [®] Keith LeClair Classic (Greenville, N.C.); * at Kansas City, Mo. [†] at Stillwater, Okla.; & at Busch Stadium (St. Louis, Mo.); # at Horner Ballpark (Dallas, Texas)



MISSOURI STATE BEARS (3-1)

Conference.....Missouri Valley
 Head Coach.....Keith Guttin
 Alma Mater.....Missouri-St. Louis
 Career Record.....1,222-760 (36th year)
 Record at MSU.....same

SERIES INFORMATION

Site.....Conway, Ark.
 Stadium.....Bear Stadium (1,000)
 Date.....Sunday, Feb. 25
 Game 1.....1 p.m.
 MSU.....RHP Dylan Coleman (1-0, 1.50 ERA)
 UCA.....RHP Tyler Gray (1-0, 3.00 ERA)
 Game 2.....TBA
 MSU.....RHP Ty Buckner (0-1, 15.43 ERA)
 UCA.....RHP Cody Davenport (0-0, 5.06 ERA)
 Series History.....MSU leads 14-5
 Radio.....KBFL 1060 AM/96.9 FM
 (Corey Riggs)
 Live Stats/Video.....UCASports.com
 Twitter.....@MSUBearBaseball



CENTRAL ARKANSAS BEARS (1-3)

Conference.....Southland
 Head Coach.....Allen Gum
 Alma Mater.....Southern Arkansas
 Career Record.....442-251 (13th year)
 Record at UCA.....216-183 (8th year)

PRIME 9

- The **Missouri State Bears** will embark on a weather-shortened weekend trip to face the **Central Arkansas Bears** for a Sunday (Feb. 25) doubleheader in Conway, Ark.
- The Bears, who return 18 letterwinner's from last year's 43-20 Missouri Valley Conference regular-season and NCAA Regional championship squad, were tabbed for a second-place MVC finish by the league's coaches in the Valley's annual pre-season poll
- The Bears hold a commanding 14-5 edge in their series with Central Arkansas, including a 7-3 advantage vs. the Bears on their home turf; MSU has won six straight in the series dating back to Feb. 2016
- Missouri State posted its sixth-consecutive opening day win last Friday vs. Texas Southern—as well as its sixth-straight 2-0 start after topping host Lamar at the Cardinal Classic in Beaumont, Texas; the Bears improved to 24-12 in openers under head coach **Keith Guttin** and 36-19 overall in season lid-lifters
- Returning first-team All-America pick **Jeremy Eierman** was a consensus preseason choice to repeat All-America honors this spring, earning first-team laurels from *Baseball America*, *D1Baseball*, *Perfect Game* and *Collegiate Baseball*; the Warsaw, Mo., product was also named to the USA Baseball Golden Spikes watch list
- Eierman's 32 homers over his first two collegiate campaigns represents the third-best total in school history for a Bear in his freshman and sophomore seasons
- Senior reliever **Jake Fromson** also picked up some national recognition during the preseason, earning a second-team All-America citation from *Collegiate Baseball*, as well as a spot on the National Collegiate Baseball Writers Association's Stopper of the Year watch list
- MSU's roster features four different returners who have earned All-America recognition during their respective careers, led by Eierman and Fromson, as well as **Hunter Steinmetz** and **Dylan Coleman**
- The Bears have posted a 72-28 (.720) regular-season non-conference mark since the start of the 2015 season, as well as 61 combined come-from-behind victories over the same stretch

AROUND THE HORN

Pos.	Player	Ht.	Wt.	Class	B/T	G/GS	BA/OBP/SLG	HR/RBI	Notes
DH	Drew Millas	6-2	205	So.	B/R	4/4	.385/.500/.385	0/3	4-for-8 as pinch hitter in 2017
C	Logan Geha	5-11	190	So.	R/R	4/4	.200/.467/.200	0/2	Career-high 2 RBIs vs. TSU (2/16)
1B	Ben Whetstone	6-6	240	So.	L/R	4/4	.467/.529/.667	1/3	Career-best 4-for-5 day vs. TSU (2/18)
2B	John Privitera	5-8	170	So.	L/R	4/4	.429/.556/.643	0/4	Hit .313/.452/.344 in MVC play last spring
SS	Jeremy Eierman	6-1	205	Jr.	R/R	4/4	.118/.211/.176	0/2	Consensus preseason All-America pick
3B	Matt Brown	6-2	220	Sr.	R/R	4/3	.222/.364/.222	0/1	Career-best 2 H, 2 R vs. Lamar (2/16)
LF	Brooks Zimmerman	6-2	210	Jr.	R/R	4/3	.364/.417/.636	1/1	HR, 3 H vs. Lamar (2/16)
CF	Hunter Steinmetz	5-9	185	Jr.	L/L	4/4	.214/.368/.214	0/3	2018 preseason All-MVC choice
RF	Jack Duffy	5-10	190	So.	L/R	4/4	.286/.333/.500	0/1	1st career HR vs. TSU (2/16)
OF	Landan Ruff	6-2	215	Sr.	R/R	4/0	.000/.333/.000	0/0	Career highs for H, R, RBI in 2017
IF/OF	Jordan Fitzpatrick	6-0	185	Fr.	L/R	3/1	.200/.200/.200	0/0	First hit of MSU career vs. TSU (2/18)
IF	Sam Faith	6-3	195	Fr.	B/R	3/1	.333/.500/.667	0/1	2B on first swing of MSU career (2/16)

Pos.	Pitcher	Ht.	Wt.	Class	B/T	G/GS	W-L	Sv	IP	H	K/BB	BAA	ERA
RHP	Dylan Coleman	6-6	240	Jr.	R/R	1/1	1-0	0	6.0	3	7/3	.150	1.50
RHP	Austin Knight	6-3	215	Sr.	R/R	1/1	0-0	0	3.2	7	4/2	.412	2.45
RHP	Tyler McAlister	6-5	195	So.	R/R	1/1	0-0	0	5.0	6	2/2	.353	5.40
RHP	Ty Buckner	6-1	190	Fr.	R/R	1/1	0-1	0	2.1	5	0/4	.417	15.43
RHP	Jake Fromson	5-11	200	Sr.	R/R	0/0	0-0	0	0.0	0	0/0	.000	0.00
LHP	Nate Witherspoon	6-4	210	So.	L/L	1/0	0-0	0	4.1	3	2/0	.188	0.00
RHP	Matt Russell	6-2	190	Fr.	R/R	2/0	0-0	1	1.1	1	2/1	.200	0.00
RHP	Connor Sechler	6-3	180	Fr.	R/R	1/0	1-0	0	4.1	3	4/0	.188	2.08
RHP	Logan Wiley	6-0	170	So.	R/R	2/0	1-0	0	5.2	6	4/0	.261	3.18
LHP	Jake Lochner	5-11	200	Jr.	L/L	1/0	0-0	0	1.1	2	2/1	.400	13.50

MISSOURI STATE BASEBALL

Games 5-6 | MISSOURI STATE BEARS at CENTRAL ARKANSAS BEARS | Feb. 25, 2018 | Conway, Ark. | Bear Stadium (1,000) | KBFL 1060 AM/96.9 FM (Corey Riggs)

MISSOURI STATE QUICK FACTS

Founded	1905
Location	Springfield, Mo.
Address	901 S. National Ave. Springfield, MO 65897
Web Site	MissouriState.edu
Switchboard	(417) 836-5000
President	Clif Smart
Enrollment	26,216
Nickname	Bears
School Colors	Maroon and White
National Affiliation	NCAA Division I
Conference	Missouri Valley Conference
Director of Athletics	Kyle Moats
Faculty Athletics Representative	James Hutter
Tickets	(417) 836-7678, (888) 476-7849 MissouriStateBears.com/Tickets

Stadium

Home Facility	Hammons Field
Opened	2004
Capacity	8,000
Surface	Natural Grass
Dimensions	LF-315/LC-365/CF-400/RC-365/RF-330
Press Box Phone	(417) 832-3029

Baseball Staff

Head Coach	Keith Guttin (Missouri-St. Louis, '78)
MSU Record	1,222-760 (36th year at MSU)
Overall Record	1,222-760 (36th year overall)
Assistant Coach	Paul Evans (Southern Illinois, '81)
Assistant Coach	Matt Lawson (Missouri State, '15)
Volunteer Assistant Coach	Joe Lincoln
Graduate Managers	Matt Fultz Alex Jefferson Geoff Jimenez
Student Assistant	Aaron Meyer
Director of Operations	Tyler Jeske
Athletic Trainer	Jim Pensalski
Strength & Conditioning Coordinator	Jeremiah Frey

Team Information

2017 Overall Record	43-20
2017 MVC Record (Finish)	18-1 (1st)
Postseason	NCAA Fayetteville Regional champion; NCAA Fort Worth Super Regional runner-up
Lettermen Returning/Lost	18/11
Starters Returning/Lost	4/5
Pitchers Returning/Lost	8/5
Newcomers	15

History

First Season	1964
All-Time Record (53 seasons)	1,616-990-1
All-Time at Hammons Field (13 seasons)	232-119
All-Time NCAA D-I Tournament Record	21-22 (10 app.)
MVC Regular-Season Championships	5
MVC Tournament Championships	3

Athletics Communications

Location	Hammons Student Center, Room 300
Shipping Address	901 S. National Avenue Springfield, MO 65897
Assistant Director (Primary Baseball Contact)	Eric Doennig
Office Phone	(417) 836-4584
Cell Phone	(417) 827-5327
Email	EricDoennig@MissouriState.edu
Assistant A.D. for Communications	Rick Kindhart
Assistant Director	Ben Adamson
Social Media/Graphic Design Assistant	Bridgette Robles
Assistant	Kevin Kane
Graduate Assistants	Shannon Carrico, Emily McMillan
Athletics Web Site	MissouriStateBears.com
Twitter	@MSUBearBaseball
Instagram	@MSUBearBaseball
Facebook	MissouriSBears/MSUBearsBaseball

LEADING OFF

The **Missouri State Bears** will look to continue their strong start to the 2018 season this weekend when they travel to Conway, Ark., for an abbreviated series with the **Central Arkansas Bears** at Bear Stadium. With inclement weather featured prominently in the forecast throughout the week, the series was shortened to a doubleheader at 1 p.m. Sunday (Feb. 25).

Up next, MSU will travel to Tulsa, where it will meet ORU for a midweek contest, before heading to Greenville, N.C., where the Bears will face off against St. Joseph's, ECU and Pepperdine (March 4) as part of the Keith LeClair Classic.

SERIES HISTORIES

Missouri State holds a 14-5 advantage over Central Arkansas in a series that extends back to the 2008 season. MSU will bring a six-game win streak vs. UCA into this season's series. The Bears swept UCA in a three-game series at Hammons Field last March, with **Jeremy Eierman** homering in each of the contests. MSU posted a pair of shutouts in the series, ultimately extending their success to a program-best 10-1 start to the season with their game three win over the Bears.

This weekend's series will mark the fourth trip to Conway for Missouri State, which swept a three-game, season-opening series from the Bears to kick off the 2016 season at Bear Stadium. MSU holds a 41-20 all-time advantage against the current membership of the Southland Conference, already having split a pair of games with Lamar to open the season last weekend in Beaumont.

COLEMAN CLIMBING

Junior right-hander **Dylan Coleman** picked up the victory in his initial start of the 2018 season at Lamar (Feb. 16), holding the Cardinals to one run on three hits in the 11-2 Bears' win. He fanned seven hitters, raising his MSU career total to 195 punchouts, passing Cody Schumacher (189) and moving into a tie for 22nd on the Bears' all-time strikeout list (along with Chris Krawczyk).

MSU SINGLE-SEASON STRIKEOUTS

No.	Player	Year	K's
1.	Matt Hall	2015	163
2.	Pierce Johnson	2012	119
3.	Chad Mulholland	2003	117
4.	Nick Petree	2012	114
5.	Jon Harris	2015	113
6.	Nick Petree	2013	111
7.	Ross Detwiler	2007	110
8.	Jarrod Mays	1995	107
9.	Dylan Coleman	2017	106
	John Rheinecker	2001	106

MSU CAREER STRIKEOUTS

No.	Player	Years	K's
1.	Brad Ziegler	2000-03	330
2.	Nick Petree	2011-13	306
3.	Matt Hall	2013-15	275
4.	Brett Sinkbeil	2004-06	256
5.	Jordan Knutson	2014-17	247
	Jarrod Mays	1994-96	247
7.	Ross Detwiler	2005-07	244
8.	Jon Harris	2013-15	243
9.	Pierce Johnson	2010-12	227
10.	Aaron Meade	2008-10	226
	Dave Dickensheet	1979-82	226
12.	Scott Geitz	1995-98	225
13.	Mike Whitley	1992-95	223
14.	Clay Murphy	2010-14	221
15.	Buddy Baumann	2007-09	215
16.	Grant Gordon	2010-13	206
17.	John Hardin	1996-00	204
	Ken Watkins	1967-70	204
19.	Jeff Gray	2001-04	203
20.	Sam Perez	2013-16	201
21.	Tim Clubb	2007-09	200
22.	Dylan Coleman	2016-pr.	195
	Chris Krawczyk	2003-06	195

SERIES SUMMARY

All-Time Record vs. Central Arkansas	14-5
Home	5-1
Road	7-3
Neutral	2-1
Current Streak	W6
Last 10 Meetings	8-2
2/16/14	Conway.....L, 4-6
2/27/15	Natchitoches, La.....W, 6-4
2/28/15	Natchitoches, La.....W, 10-1
3/1/15	Natchitoches, La.....L, 4-6
2/19/16	Conway.....W, 12-1
2/20/16	Conway.....W, 6-5
2/20/16	Conway.....W, 10-6
3/3/17	Springfield.....W, 5-0
3/4/17	Springfield.....W, 5-3
3/5/17	Springfield.....W, 4-0
MSU vs. Southland Conference	41-20
Keith Guttin vs. Central Arkansas	14-5

Coleman, who fanned an MVC-high 106 batters in 2016, needs five more K's to catch Tim Clubb in the 21st position on the chart. With 15 mound victories, he also needs five more wins to crack the Bears' all-time top 10 for victories.

GOING DEEP

Missouri State racked up a Missouri Valley Conference-best 160 home runs over the last two years, ranking among the top 12 teams in the nation in both 2016 and 2017. Last season, the Bears went a perfect 21-0 when hitting at least two home runs in a game, led by **Jeremy Eierman's** 23 long balls on the year. The junior shortstop enters the 2018 season with 32 career bombs to his credit, after combining with 2017 first-round MLB Draft pick Jake Burger to form the most potent 1-2 power punch in the country (44 homers) last spring.

The Bears powered up to hit three home runs on opening weekend in Beaumont. Surprisingly, all three round-trippers originated off the bats of players who entered the season with a combined total of zero career homers for the Bears. **Jack Duffy** delivered an opposite-field shot in MSU's season opener vs. Texas Southern, before **Brooks Zimmerman** went deep in game two against Lamar. Finally, **Ben Whetstone** launched a long solo shot as part of a 4-for-5 afternoon in the Bears' 6-5 win over Texas Southern in their final game at the Cardinal Classic.

NON-CON DOMINATION

MSU has been nearly unstoppable against non-conference competition over the last three seasons, compiling a 72-28 (.720) record in regular-season games versus non-league foes since the start of the 2015 season. The Bears, who have won 30 of their last 39 regular-season non-conference home games, have hit .297 as a team, while out-scoring their non-conference opponents by a 705-410 margin at Hammons Field. MSU has hit 107 homers while allowing only 39 long balls against non-league opponents over the same stretch.

MISSOURI STATE BASEBALL

Games 5-6 | MISSOURI STATE BEARS at CENTRAL ARKANSAS BEARS | Feb. 25, 2018 | Conway, Ark. | Bear Stadium (1,000) | KBFL 1060 AM/96.9 FM (Corey Riggs)

2018 MVC STANDINGS

Team	Overall	Pct.	MVC	Pct.
DBU	3-0	1.000	0-0	.000
Missouri State	3-1	.750	0-0	.000
Bradley	2-1	.333	0-0	.000
Illinois State	2-1	.667	0-0	.000
Evansville	1-2	.333	0-0	.000
Indiana State	1-2	.333	0-0	.000
Southern Illinois	0-3	.000	0-0	.000
Valparaiso	0-3	.000	0-0	.000

THIS WEEK IN THE VALLEY

Friday, Feb. 23

South Dakota State vs. Bradley (11 a.m.)
 Holy Cross vs. Valparaiso (12 p.m.)
 Illinois State at Tennessee Tech (3 p.m.)
 DBU at Clemson (3 p.m.)
 Evansville at Kennesaw State (4 p.m.)
 Indiana State at Lipscomb (4 p.m.)
 Southern Illinois at North Florida (5 p.m.)

Saturday, Feb. 24

DBU at Clemson (12 p.m.)
 Valparaiso at Oklahoma (12 p.m.)
 Evansville at Kennesaw State (1 p.m.)
 Southern Illinois at North Florida (1 p.m.)
 Indiana State at Middle Tennessee (1 p.m.)
 Illinois State at Tennessee Tech (2 p.m.)
 Bradley at Stephen F. Austin (3 p.m.)
 Evansville at Kennesaw State (4 p.m.)

Sunday, Feb. 25

UT Arlington vs. Bradley (10 a.m.)
 Holy Cross vs. Valparaiso (11 a.m.)
 Southern Illinois at North Florida (12 p.m.)
 DBU at Clemson (12 p.m.)
Missouri State at Central Arkansas (1 p.m.)
 Illinois State at Tennessee Tech (1 p.m.)
 Evansville at Kennesaw State (1 p.m.)
 Valparaiso at Oklahoma (2:30 p.m.)
 Indiana State at Belmont (4 p.m.)

MVC PRESEASON POLL

No.	Team (First-place votes)	Points
1.	DBU (7)	63
2.	Missouri State (1)	57
3.	Indiana State	42
4.	Southern Illinois	35
5.	Illinois State	31
6.	Bradley	30
7.	Evansville	18
8.	Valparaiso	12

PRESEASON ALL-MVC TEAM

Pos.	Player	Team
1B	Luke Mangieri	Bradley
2B	Connor Kopach	Southern Illinois
3B	Tim Millard	DBU
SS	Jeremy Eierman	Missouri State
C	Garrett Wolforth	DBU
UT	Andrew Ivelia	Bradley
DH	Dane Giesler	Indiana State
OF	Jameson Hannah	DBU
OF	Devlin Granberg	DBU
OF	Hunter Steinmetz	Missouri State
SP	Dylan Coleman	Missouri State
SP	Michael Baird	Southern Illinois
RP	Ryan Netemeyer	Southern Illinois
RP	Jake Fromson	Missouri State

EIERMAN ON DECK

Junior shortstop **Jeremy Eierman** has been at the forefront of the conversation throughout the fall and leading into the preseason about the Bear with the most promising potential to follow in the footsteps of several recent high-end Major League Baseball Draft picks from Missouri State. Last year, fellow MSU infielder Jake Burger was picked 11th overall by the Chicago White Sox to become the highest-ranking Bears position player ever picked in the draft. In fact, the Bears have seen six players selected in the top 10 rounds of the MLB Draft over the last three seasons, including two first-rounders, with Jon Harris going 29th overall to Toronto in 2015 as well.

Eierman, a USA Baseball Collegiate National Team selection last summer, was a first-team All-America choice of the National Collegiate Baseball Writers Association, *D1Baseball.com* and *Perfect Game USA* after logging a breakthrough 2017 campaign for the Bears, both at the plate and in the middle of the MSU infield as one of the MVC's top defenders. He became the third Bear in the last six seasons to be named the NCBWA's District VI most outstanding player and was a finalist for the Brooks Wallace Award honoring the nation's top shortstop, as well as a semifinalist for the NCBWA's Dick Howser Trophy.

The Warsaw, Mo., product shared the No. 5 spot nationally with 23 home runs after turning in an NCAA postseason to remember, helping the Bears to their third Division I Regional crown by hitting a pair of home runs in Missouri State's opening-round victory over Oklahoma State, as well as a tie-breaking two-run shot in the deciding game against Arkansas. Eierman homered for a fourth time in NCAA play in the Bears' opening game against TCU at the Fort Worth Super Regional as well and hit .333 overall in MSU's six postseason games. Eierman was a unanimous preseason All-America pick and was tabbed for USA Baseball's Golden Spikes Award watch list. He was also named the No. 9 college prospect for the 2018 MLB Draft, as well as the No. 17 overall prospect, by *Baseball America* prior to the start of the season.

FEELING SUPER

Coming off the winningest three-year period in program history with 130 victories since the start of the 2015 season, the Bears have turned in a stretch like no other in school history. Over the last three seasons, nine different players have been selected as All-Americans, six different players have been taken in the top 10 rounds of the MLB Draft, including two first-rounders.

Last year's 43-20 team captured the program's fifth MVC regular-season crown, as well as the NCAA Fayetteville Regional title to advance to Super Regional play for the third time. With their run to the Regional title, the Bears advanced to NCAA Super Regional play for the second time in three seasons and the third time overall as a Division I program in 2017.

ROAD TO SUCCESS

MSU has proven to be hard to stop on the road over the past three seasons, logging a 54-30 (.643) record in such contests. Including their 17-6 record in neutral-field games over the same stretch, the Bears have gone 71-36 (.664) away from Hammons Field since the start of the 2015 season.

The Bears went 19-13 in true road games a year ago, after finishing with a program-record 21 wins in 27 road contests in 2015. MSU's 0.857 win percentage on the road represented their best since 1978, when they posted an identical percentage with a 12-2 road mark.

COMEBACK KIDS

Missouri State has made a habit of eliminating opposition leads over the last three seasons, totaling 61 come-from-behind victories out of 133 total wins since the start of the 2015 season. The Bears rallied for their 18th come-from-behind victory of the 2017 season with their walkoff win over Oklahoma State in the opening round of the NCAA Fayetteville Regional. In 2016, the Bears posted 17 comeback wins, on the heels of a 2015 season that saw them claim victory in 24 such contests.

MSU's comeback from a five-run deficit at Evansville on April 29, 2017 matched its biggest rally in the last seven years. In 2016, the Bears overcame a 5-0 Arkansas State lead, coming all the way back to defeat the Red Wolves by a 15-11 final tally. The Bears' last come-from-behind win after trailing by five runs occurred on May 26, 2010, when MSU overcame a 7-2 deficit against Southern Illinois at the MVC Championship in Wichita. MSU was particularly resilient in MVC play in 2015, capturing eight of their 18 conference victories in comeback fashion.

2018 HONORS

Dylan Coleman

- Preseason All-MVC

Jeremy Eierman

- USA Baseball Golden Spikes Award Watch List
- Baseball America Preseason All-America (first team)
- D1Baseball Preseason All-America (first team)
- Perfect Game Preseason All-America (first team)
- Collegiate Baseball Preseason All-America (first team)
- NCBWA Preseason All-America (second team)
- Preseason All-MVC

Jake Fromson

- NCBWA Stopper of the Year Watch List
- Collegiate Baseball Preseason All-America (second team)
- Preseason All-MVC

Hunter Steinmetz

- Preseason All-MVC

2017 HONORS

Jack Duffly

- MVC Player of the Week (April 17)

Jeremy Eierman

- NCBWA Dick Howser Trophy Semifinalist
- Brooks Wallace Award Finalist
- D1Baseball.com All-America (first team)
- NCBWA All-America (first team)
- Perfect Game USA All-America (first team)
- ABCA/Rawlings All-America (second team)
- Collegiate Baseball All-America (second team)
- Baseball America All-America (third team)
- NCBWA District VI Player of the Year
- ABCA/Rawlings All-Midwest Region (first team)
- First-Team All-MVC (SS)
- MVC Player of the Week (Feb. 20, March 6, April 10)
- Collegiate Baseball National Player of the Week (March 6)

Jake Fromson

- Collegiate Baseball All-America (third team)
- First-Team All-MVC (RP)
- MVC Pitcher of the Year
- MVC Championship All-Tournament Team (RP)

Keith Guttin

- Dan Callahan MVC Coach of the Year

Austin Knight

- MVC Pitcher of the Week (March 27)

Hunter Steinmetz

- Second-Team All-MVC (OF)
- MVC All-Defensive Team (OF)
- MVC Championship All-Tournament Team (OF)

MISSOURI STATE BASEBALL

Games 5-6 | MISSOURI STATE BEARS at CENTRAL ARKANSAS BEARS | Feb. 25, 2018 | Conway, Ark. | Bear Stadium (1,000) | KBFL 1060 AM/96.9 FM (Corey Riggs)

MSU RECORD BY POSITION

C-	Geha 4 (3-1)
1B-	Whetstone 4 (3-1)
2B-	Privitera 4 (3-1)
3B-	Brown 3 (2-1), Faith (1-0)
SS-	Eierman 4 (3-1)
LF-	Zimmerman 3 (2-1), Fitzpatrick 1 (1-0)
CF-	Steinmetz 4 (3-1)
RF-	Duffy 4 (3-1)
DH-	Millas 4 (3-1)
P-	Buckner 1 (0-1), Coleman 1 (1-0), Knight 1 (1-0), McAlister 1 (1-0)

MSU RECORD BY BATTING ORDER

1st-	Privitera 4 (3-1)
2nd-	Steinmetz 4 (3-1)
3rd-	Eierman 4 (3-1)
4th-	Zimmerman 2 (1-1), Millas 1 (1-0), Whetstone 1 (1-0)
5th-	Millas 3 (2-1), Zimmerman 1 (1-0)
6th-	Whetstone 2 (2-0), Duffy 1 (1-0), Geha 1 (0-1)
7th-	Geha 2 (2-0), Duffy 1 (0-1), Fitzpatrick 1 (1-0)
8th-	Brown 1 (1-0), Duffy 1 (1-0), Geha 1 (1-0), Whetstone 1 (0-1)
9th-	Brown 2 (1-1), Duffy 1 (1-0), Faith 1 (1-0)

MSU HIT STREAKS

Category	Current	2018	Career
Drew Millas	4	4	5
John Privitera	4	4	4
Ben Whetstone	4	4	4
Hunter Steinmetz	2	2	19
Logan Geha	2	2	2
Jack Duffy	1	2	4
Jordan Fitzpatrick	1	1	1
Jeremy Eierman	0	2	9
Brooks Zimmerman	0	2	2
Matt Brown	0	1	1
Sam Faith	0	1	1
Landan Ruff	0	0	3
Ryan Skalnik	0	0	2

MSU REACHED BASE STREAKS

Category	Current	2018	Career
Drew Millas	7	4	11
John Privitera	4	4	9
Ben Whetstone	4	4	4
Jeremy Eierman	1	2	33
Hunter Steinmetz	1	2	29
Jack Duffy	1	2	7
Logan Geha	1	2	7
Landan Ruff	1	1	4
Sam Faith	1	1	1
Jordan Fitzpatrick	1	1	1
Brooks Zimmerman	0	3	3
Matt Brown	0	2	5
Ryan Skalnik	0	0	3

IN RARE COMPANY

Bears head coach **Keith Guttin** picked up his 1,200th career victory April 18, 2017, with the Bears' 5-3 win at Missouri. The Bears' 36th-year bench boss also moved up to 23rd in NCAA Division I history for coaching victories with the Bears' MVC-clinching win over Indiana State (May 13), surpassing Jay Bergman with his 1,211th win. He needs eight more victories to match Jim Dietz's career total in the No. 22 spot on the NCAA's all-time wins list.

With a career record of 1,222-760 (.617), Guttin is the second-winningest coach in MVC history, while his win total ranked sixth among all active Division I head coaches entering the 2018 season.

STREAK FOR THE AGES

Missouri State posted its best-ever-start to a Valley season in 2017 as part of its 22-game MVC win streak. The Bears won their first 18 conference games before falling to Illinois State (May 19) in their regular-season finale. With their 8-5 win over the Redbirds on May 18, the Bears ran their regular-season Valley win streak to a league-record 22-straight games, dating back to their May 15, 2016 win at DBU. They surpassed the previous all-time win streak by an MVC club with their title-clinching win vs. Indiana State on May 13, topping Wichita State's 19-game league win streak (1981-82).

WALK IT OFF

MSU drew a total of 26 free passes at the 2017 MVC Championship to surpass the program's single-season record for walks in a season (317 in 2015). The Bears season total of 351 walks led the Valley and ranked fifth nationally for the year. On an individual level, four different Bears ranked among the MVC's leaders for bases on balls this season, led by **Hunter Steinmetz** with a total of 45, which tied for first in the conference and 35th nationally.

VALLEY FORECAST

With 18 letterwinners returning from last year's 43-20 squad, the Bears were tabbed second in the Missouri Valley Conference's 2018 preseason poll of the league's head coaches. DBU Defending Valley Tournament champion DBU garnered seven of the eight first-place votes and finished with 63 points overall to claim the top spot in the poll.

The Patriots edged the Bears (57 points), who received the remaining first-place vote, while Indiana State (42) and Southern Illinois (35) rounded out the top half of the preseason poll. Illinois State (31) and Bradley finished fifth and sixth, respectively, while Evansville (18) and Valparaiso were slotted into the final two positions in the poll. The league's eight clubs will convene in Dallas at the conclusion of the conference season for the right to represent the Valley in the 2018 NCAA Tournament.

WHAT'S ON TAP

The 2018 Missouri State baseball schedule will feature a total of 53 games, including 24 home dates and match-ups against seven different 2017 NCAA Tournament teams. In all, the Bears are slated to play 23 games against 12 different opponents that rated among the top 125 RPI-finishers a year ago, including 13 contests against NCAA Regional qualifiers.

Highlighting the home portion of the schedule will be a three-game non-conference series (April 13-14) against an Oregon State squad that returns the bulk of its roster from last year's club that earned the top overall national seed in the 2017 NCAA Baseball Championship and advanced to the College World Series with a 56-6 overall record. The Bears will also welcome Arkansas State (March 9-11) and CSUN (March 23-25) to Hammons Field for three-game non-conference series, in addition to hosting meetings with 2017 postseason qualifying clubs from Oklahoma State (March 7) and Oral Roberts (March 13).

MSU's home slate will also feature midweek match-ups with regional foes Southeast Missouri State (March 20) and Murray State (March 21), as well as return visits from Missouri (April 10) and Kansas (May 2) as part of home-and-home series with the Tigers and Jayhawks. The Bears will host three Missouri Valley Conference weekend series, beginning with a three-game set against Evansville (April 6-8), followed by series with Illinois State (April 20-22) and Southern Illinois (May 11-13).

BRINGING HOME THE HARDWARE

Headlined by four league specialty award winners and six first-team selections, a total of 10 Bears were selected for 2017 All-Missouri Valley Conference honors. This season's preseason poll offered more of the same, as four Bears were picked for preseason All-MVC recognition. Senior right-hander **Jake Fromson**, was voted the Valley's Pitcher of the Year last spring, and **Dylan Coleman** was named to the squad, while junior All-America candidates **Jeremy Eierman** and **Hunter Steinmetz** were tabbed as well after strong summers with Team USA and on the Cape, respectively.

NCAA DIVISION I WINNINGEST ACTIVE COACHES

No.	Coach (School)	W-L-T	Pct.
1	Mike Martin (Florida State)	1,944-694-4	.737
2	Jim Morris (Miami)	1,566-690-4	.694
3	Mike Fox (North Carolina)	1,385-501-5	.734
4	Paul Mainieri (LSU)	1,376-694-7	.664
5	John Anderson (Minnesota)	1,244-845-3	.595
6	Keith Guttin (MSU)	1,219-759-0	.616
7	Danny Hall (Georgia Tech)	1,196-622-1	.658
8	Wayne Graham (Rice)	1,147-497-0	.698
9	Gary Gilmore (Coastal Carolina)	1,137-559-2	.670
10	Mike Gillespie (UC Irvine)	1,124-696-2	.617
11	Tony Robichaux (UL Lafayette)	1,115-711-2	.611
12	Mike Sansing (Kennesaw State)	1,067-604-0	.639
13	Pat Casey (Oregon State)	1,016-560-6	.644
14	Elliott Avent (NC State)	1,015-704-0	.590
15	Brian Shoop (UAB)	1,006-623-1	.617

*entering 2018 season

GUTTIN'S MILESTONE VICTORIES

Win	Date	Result	Site
1	3/5/83	MSU 8, Indiana State 2	(Meador Park)
100	3/11/86	MSU 7, Jacksonville 5	(Jacksonville, Fla.)
200	4/16/88	MSU 4, Eastern Illinois 2	(Charleston, Ill.)
300	5/13/90	MSU 9, Eastern Illinois 2	(Chicago, Ill.)
*395	5/1/93	MSU 9, UNI 2	(Meador Park)
400	5/9/93	MSU 7, Wichita State 6	(Meador Park)
500	5/17/96	MSU 8, Wichita State 7	(Wichita, Kan.)
600	4/24/98	MSU 13, UNI 7	(Meador Park)
700	5/4/02	MSU 5, Wichita State 1	(Wichita, Kan.)
800	5/11/05	MSU 15, Kansas 6	(Hammons Field)
900	5/11/08	MSU 7, Middle Tennessee 6	(Hammons Field)
1,000	3/3/12	MSU 3, Northwestern State 2	(Natchitoches, La.)
1,100	3/17/15	MSU 10, UALR 3	(Hammons Field)
1,200	4/18/17	MSU 5, Missouri 3	(Columbia, Mo.)

*Surpassed Bill Rowe for the all-time Missouri State record for coaching victories

MISSOURI STATE BASEBALL

Games 5-6 | MISSOURI STATE BEARS at CENTRAL ARKANSAS BEARS | Feb. 25, 2018 | Conway, Ark. | Bear Stadium (1,000) | KBFL 1060 AM/96.9 FM (Corey Riggs)

NCBWA DIVISION I POLL (Feb. 19)

No.	Team	W-L	LR
1	Florida	3-0	1
2	Oregon State	3-0	2
3	Texas Tech	4-0	3
4	Arkansas	3-0	6
5	Florida State	3-0	4
6	Kentucky	4-0	8
7	TCU	2-1	5
8	North Carolina	2-1	7
9	Stanford	3-0	13
10	Texas A&M	3-0	9
11	Vanderbilt	2-1	15
12	UCLA	3-0	12
13	Louisville	3-0	14
14	Ole Miss	3-0	16
15	Southern Miss	3-0	23
16	Clemson	3-0	19
17	Virginia	2-1	18
18	DBU	3-0	20
19	Texas	2-1	21
20	South Alabama	3-1	22
21	LSU	1-2	11
22	Cal State Fullerton	0-3	10
23	Indiana	2-1	24
24	Houston	2-1	25
25	Mississippi State	0-3	17
26	Arizona	3-0	30
27	St. John's	3-0	NR
28	Miami (Fla.)	2-1	26
29	NC State	2-1	28
30	Oregon	2-1	NR

Receiving Votes: Alabama (3-0), Auburn (3-0), Austin Peay (3-0), Butler (4-0), Charlotte (3-0), Cincinnati (2-1), Coastal Carolina (3-0), Connecticut (2-1), Duke (1-2), ECU (3-0), FAU (3-0), FGCU (4-0), Fresno State (4-0), Georgia Southern (1-2), Iowa (3-0), Jacksonville (2-1), Louisiana-Lafayette (2-2), Maryland (2-1), Michigan (2-1), Middle Tennessee (3-0), Missouri (2-1), Missouri State (3-1), Nebraska (3-1), Notre Dame (2-1), Oral Roberts (3-0), Purdue (3-0), Rice (2-1), Sacramento State (2-1), Saint Mary's College (2-1), Sam Houston State (2-1), San Diego (2-2), Seattle (3-1), South Carolina (2-1), Southeastern Louisiana (2-1), Stetson (3-0), Tennessee Tech (2-1), Troy (4-0), Tulane (3-0), UCF (1-2), UNLV (3-0), UTRGV (4-0), Wake Forest (2-2), West Virginia (1-2).

COLLEGIATE BASEBALL POLL (Feb. 19)

No.	Team	W-L	Points
1	Florida	3-0	497
2	Oregon State	3-0	494
3	Arkansas	3-0	493
4	Florida State	3-0	489
5	Texas Tech	4-0	486
6	Vanderbilt	2-1	482
7	North Carolina	2-1	479
8	Kentucky	4-0	477
9	TCU	2-1	475
10	Dallas Baptist	3-0	472
11	UCLA	3-0	470
12	Clemson	3-0	467
13	Southern Miss	3-0	465
14	Stanford	3-0	463
15	LSU	1-2	460
16	Virginia	2-1	459
17	South Alabama	3-1	456
18	Louisville	3-0	454
19	Texas	2-1	451
20	Louisiana-Lafayette	1-2	448
21	South Carolina	2-1	446
22	Miami (Fla.)	2-1	443
23	Missouri State	3-1	440
24	NC State	2-1	437
25	Texas A&M	3-0	435
26	Auburn	3-0	432
27	Arizona	3-0	429
28	Stetson	3-0	426
29	Ole Miss	3-0	423
30	Notre Dame	2-1	420

BEARS IN THE PRO RANKS

Four Missouri State baseball standouts reached contractual agreements with professional organizations after being selected in the 2017 Major League Baseball First-Year Player Draft.

First-round pick **Jake Burger** agreed to terms with the Chicago White Sox after the club selected the three-time All-American third baseman 11th overall in the June 12 draft, while fellow MSU juniors **Trey Turner** and **Doug Still** followed suit by reaching deals with Washington and San Francisco, respectively. Senior first baseman **Justin Paulsen** inked a contract with San Diego after being picked in the 39th round by the Padres.

Former Missouri State baseball standouts **Pierce Johnson** and **Luke Voit** became the 18th and 19th Bears to receive call-ups to the big leagues last year. Johnson was selected by the Cubs in the Comp Round of the 2012 MLB Draft with the 43rd overall pick, while Voit was taken by St. Louis in the 22nd round of the 2013 draft. The duo becomes the second and third Bears to receive big-league call-ups in the last two seasons after **Buddy Baumann** made his Major League debut with San Diego in July 2016. Voit is one of three former Bears currently on MLB 40-man rosters, joining Baumann and **Brad Ziegler** (Marlins), while 11 additional former MSU standouts remain active in the minor league ranks.

In 2016, two MSU seniors — **Spencer Johnson** and **Sam Perez** — were among those taken in the 2016 Major League Baseball First-Year Player Draft. Perez was the first Missouri Valley Conference player to be chosen in the draft, as the Miami Marlins selected the right-hander in the fifth round with the 143rd overall pick on the second day of the 40-round amateur draft. The following day, Johnson heard his name called by the Houston Astros in the 16th round with the 487th overall pick. With the selections of Johnson and Perez, Missouri State extended an impressive string of talent production that has resulted in at least one Bear being picked in 30 of the last 31 MLB Drafts dating back to 1986.

BEARS ON RADIO

Once again in 2018, Meyer Communications is slated to provide live radio coverage of all 53 Missouri State regular-season games, plus all Bears' games in the Missouri Valley Conference Tournament and any 2018 postseason play.

The broadcasts can be heard primarily on **KBFL 1060 AM** and **96.9 FM** in Springfield with Art Hains, Ben Goss and Corey Riggs describing the action. An online audio stream is available through KBFL's website via RadioSpringfield.com.

BEARS TV BROADCAST SCHEDULE

Date	Opponent	Outlet	Time
March 7	Oklahoma State	ESPN3	3 p.m.
March 13	Oral Roberts	ESPN3	3 p.m.
March 21	Murray State	ESPN3	3 p.m.
April 6	Evansville	ESPN3	6:30 p.m.
April 7	Evansville	ESPN3	2 p.m.
April 8	Evansville	ESPN3	1 p.m.
April 10	Missouri	ESPN3	6:30 p.m.
April 13	Oregon State	ESPNU	11 a.m.
April 14	Oregon State	ESPN3	6:30 p.m.
April 20	Illinois State	ESPN3	6:30 p.m.
April 22	Illinois State	ESPN3	1 p.m.
May 2	Kansas	ESPN3	6:30 p.m.
May 11	Southern Illinois	ESPN3	6:30 p.m.
May 12	Southern Illinois	ESPN3	2 p.m.

RECENT BEARS IN THE MLB DRAFT

Year	Player	Team	Round/Overall
2017	Jake Burger	CWS	1st/11
	Trey Turner	WAS	10th/313
	Doug Still	SF	11th/336
	Jordan Knutson	DET	24th/725
	Justin Paulsen	SD	39th/1158
2016	Sam Perez	MIA	5th/143
	Spencer Johnson	HOU	16th/487
2015	Jon Harris	TOR	1st/29
	Tate Matheny	BOS	4th/111
	Matt Hall	DET	6th/190
	Joey Hawkins	STL	40th/1211
2014	Cody Schumacher	STL	36th/1095
2013	Nick Petree	STL	9th/275
	Grant Gordon	LAA	10th/307
	Luke Voit	STL	22nd/665
2012	Pierce Johnson	CHC	1st-Comp/43
	Kevin Medrano	ARI	18th/573
2011	Dan Kickham	DET	33rd/1007
2010	Mike Kickham	SF	6th/198
	Aaron Meade	LAA	10th/324
	Pat Doyle	CIN	24th/727
2009	Ben Carlson	CLE	6th/185
	Buddy Baumann	KC	7th/212
	Brayden Drake	SD	12th/354
	Tim Clubb	CHC	29th/890
	Dallas Hord	MIA	32nd/968
2008	Ryan Mantle	SF	19th/567
	Matt Frevert	STL	28th/845
2007	Ross Detwiler	WSH	1st/6
	Scott Carroll	CIN	3rd/104
	Matt Lawson	TEX	14th/440
	Jake Shafer	NYG	41st/1243
2006	Brett Sinkbeil	MIA	1st/19
	Chris Krawczyk	DET	22nd/652
2004	Brooks Colvin	DET	13th/373
	Derek Drage	PIT	21st/622
	Jeff Gray	OAK	32nd/967

BEARS ON THE WEB

Missouri State University, in conjunction with SIDEARM Sports, launched a new partnership in August 2016, unveiling a reconstructed **MissouriStateBears.com**, the official MSU Athletics web site. The revamped MissouriStateBears.com will provide MSU fans with improved features and overall customer service. The new-and-improved site uses the latest technology to provide fans with a seamless, robust experience unique to Missouri State University.

In 2015, ESPN and the Missouri Valley Conference announced a 10-year extension to their current media rights agreement that will provide increased coverage of conference events across ESPN platforms through the 2023-24 academic year. Fans can keep tabs on the Bears through **The Valley on ESPN3**. As part of the deal, ESPN, the MVC and its 10 member institutions will work jointly to develop in-house production capabilities at each campus that will provide significant coverage for multiple sports on ESPN3.

MISSOURI STATE BASEBALL

Games 5-6 | MISSOURI STATE BEARS at CENTRAL ARKANSAS BEARS | Feb. 25, 2018 | Conway, Ark. | Bear Stadium (1,000) | KBFL 1060 AM/96.9 FM (Corey Riggs)

USA TODAY COACHES POLL (Preseason)

No.	Team (1st)	W-L
1.	Florida (26)	52-19
2.	Oregon State (4)	56-6
3.	Texas Tech (1)	45-17
4.	TCU	50-18
5.	Florida State	46-23
6.	Arkansas	45-19
7.	North Carolina	49-14
8.	Kentucky	43-23
9.	LSU	52-20
10.	Vanderbilt	36-25-1
11.	Texas A&M	41-23
	Cal State Fullerton	39-24
13.	Louisville	53-12
14.	UCLA	30-27
15.	Mississippi State	40-27
16.	Stanford	42-16
17.	DBU	42-21
18.	Virginia	43-16
19.	Ole Miss	32-25
20.	Texas	39-24
21.	Clemson	42-21
22.	Houston	42-21
23.	South Alabama	40-21
24.	Miami (Fla.)	32-27
25.	NC State	36-25

D1BASEBALL.COM POLL (Feb. 19)

No.	Team	W-L	LW
1.	Florida	3-0	1
2.	Oregon State	3-0	2
3.	Texas Tech	4-0	3
4.	Arkansas	3-0	4
5.	Florida State	3-0	5
6.	North Carolina	2-1	6
7.	TCU	2-1	7
8.	Kentucky	4-0	8
9.	Ole Miss	3-0	9
10.	Texas A&M	3-0	10
11.	UCLA	3-0	11
12.	Stanford	3-0	13
13.	Vanderbilt	2-1	14
14.	Louisville	3-0	15
15.	Southern Miss	3-0	NR
16.	DBU	3-0	18
17.	Virginia	2-1	19
18.	South Alabama	3-1	20
19.	Texas	2-1	21
20.	Indiana	2-1	23
21.	Mississippi State	0-3	12
22.	Cal State Fullerton	0-3	17
23.	LSU	1-2	16
24.	Houston	2-1	24
25.	Clemson	3-0	NR

BASEBALL AMERICA POLL (Preseason)

No.	Team	W-L
1.	Florida	52-19
2.	Oregon State	56-6
3.	Florida State	46-23
4.	Arkansas	45-21
5.	Texas Tech	45-17
6.	North Carolina	49-14
7.	TCU	50-18
8.	Kentucky	43-23
9.	Stanford	42-16
10.	Texas A&M	41-23
11.	Cal State Fullerton	39-24
12.	Clemson	42-21
13.	UCLA	30-27
14.	Texas	39-24
15.	Virginia	43-16
16.	Ole Miss	32-25
17.	LSU	52-20
18.	Vanderbilt	36-25
19.	Louisville	53-12
20.	Indiana	34-24
21.	Southern Miss	50-16
22.	UCF	40-22
23.	Mississippi State	40-27
24.	South Alabama	40-21
25.	St. John's	42-13

STARTING PITCHERS GAME-BY-GAME

Ty Buckner

Date	Opponent	IP	H	R	ER	BB	SO	WP	BK	HBP	Score	Record
2/17	at Lamar	*2.1	5	6	4	4	0	0	0	0	(L) 0-8	0-1

Dylan Coleman

Date	Opponent	IP	H	R	ER	BB	SO	WP	BK	HBP	Score	Record
2/16	at Lamar	*6.0	3	1	1	3	7	0	0	0	(W) 11-2	1-0

Austin Knight

Date	Opponent	IP	H	R	ER	BB	SO	WP	BK	HBP	Score	Record
2/16	vs. Texas Southern	*3.2	7	1	1	2	4	0	0	3	(ND) 8-2	0-0

Tyler McAlister

Date	Opponent	IP	H	R	ER	BB	SO	WP	BK	HBP	Score	Record
2/18	vs. Texas Southern	5.0	6	3	3	2	2	0	0	2	(ND) 6-5	0-0

* game started

STARTER SUPPORT

Player	Starts	Runs	Runs/Start	Club Record	Quality Starts
Coleman	1	11	11.0	1-0	1
Knight	1	8	8.0	1-0	0
McAlister	1	6	6.0	1-0	0
Buckner	1	0	0.0	0-1	0

*Quality start = at least 6 IP, allowing 3 ER or less

STARTER/BULLPEN BREAKDOWN

Pitching	W-L	ERA	IP	H	ER	BB	SO	HR	BI/Avg.
Starters	1-1	4.76	17.0	21	9	11	13	0	.318
Bullpen	2-0	3.00	18.0	17	6	2	14	1	.243
Total	3-1	3.86	35.0	38	15	13	27	1	.279

MISSOURI STATE BASEBALL

Games 5-6 | MISSOURI STATE BEARS at CENTRAL ARKANSAS BEARS | Feb. 25, 2018 | Conway, Ark. | Bear Stadium (1,000) | KBFL 1060 AM/96.9 FM (Corey Riggs)

MULTI-HIT GAMES

Name	2	3	4	5+	Total
John Privitera	2	0	0	0	2
Matt Brown	1	0	0	0	1
Jack Duffy	1	0	0	0	1
Drew Millas	1	0	0	0	1
Hunter Steinmetz	1	0	0	0	1
Ben Whetstone	0	0	1	0	1
Brooks Zimmerman	0	1	0	0	1
Team	6	1	1	0	8

CAREER MULTI-HIT GAMES

Name	2	3	4	5+	Total
Hunter Steinmetz	37	11	0	0	48
Jeremy Eierman	25	7	4	1	37
Drew Millas	8	2	0	0	10
Jack Duffy	6	3	0	0	9
John Privitera	6	0	0	0	6
Landan Ruff	3	0	0	0	3
Logan Geha	2	0	0	0	2
Matt Brown	1	0	0	0	1
Ben Whetstone	0	0	1	0	1
Brooks Zimmerman	0	1	0	0	1
Team	88	24	5	1	118

MULTI-RBI GAMES

Name	2	3	4	5+	Total
Jeremy Eierman	1	0	0	0	1
Drew Millas	1	0	0	0	1
John Privitera	0	1	0	0	1
Logan Geha	1	0	0	0	1
Ben Whetstone	1	0	0	0	1
Team	4	1	0	0	5

CAREER MULTI-RBI GAMES

Name	2	3	4	5+	Total
Jeremy Eierman	19	9	5	2	35
Hunter Steinmetz	13	6	0	0	19
Drew Millas	5	1	0	0	6
Jack Duffy	2	1	0	0	3
Logan Geha	3	0	0	0	3
Landan Ruff	2	1	0	0	3
John Privitera	0	1	1	0	2
Ryan Skalnik	0	1	0	0	1
Ben Whetstone	1	0	0	0	1
Team	45	20	6	2	73

GAME-WINNING RBI

Name	'15	'16	'17	'18	Total
Jeremy Eierman	-	3	7	0	10
Hunter Steinmetz	-	3	2	0	5
Logan Geha	-	-	1	1	2
Drew Millas	-	-	2	0	2
Landan Ruff	0	0	2	0	2
Jack Duffy	-	-	1	0	1
John Privitera	-	-	0	1	1
Ryan Skalnik	-	-	1	0	1
Brooks Zimmerman	-	-	-	1	1
Team	0	6	16	3	25

HOME RUN TRACKER

No.	Player (No.)	Opp. (Date)	On Base	Inn.	Outs.	Pitcher (T)
1.	Jack Duffy (1)	Texas Southern (2/16)	0	5	1	Furlong (L)
2.	Brooks Zimmerman (1)	Lamar (2/16)	0	2	0	Campbell (R)
3.	Ben Whetstone (1)	Texas Southern (2/18)	0	2	0	Boykins (R)

HOME RUN BREAKDOWN

Home	0	1 Out	1	3rd inning	0
Road	1	2 Outs	0	4th inning	0
Neutral	2	Solo	3	5th inning	1
vs. RHP	2	Two-run	0	6th inning	0
vs. LHP	1	Three-run	0	7th inning	0
vs. MVC	0	Grand slam	0	8th inning	0
vs. Non-MVC	3	1st inning	0	9th inning	0
0 Outs	2	2nd inning	2	Extra innings	0

HOME RUN BREAKDOWN

Player	Left Line	Left	Left Center	Center	Right Center	Right	Right Line
Jack Duffy	0	1	0	0	0	0	0
Ben Whetstone	0	0	0	0	0	1	0
Brooks Zimmerman	1	0	0	0	0	0	0
Total	1	1	0	0	0	1	0


BEARS MISCELLANEOUS

Home	0-0	Out-hit opponents	1-0
Away	1-1	Out-hit by opponents	1-1
Neutral	2-0	Matching hits	1-0
Day games	2-1	On Monday	0-0
Night games	1-0	On Tuesday	0-0
On turf	0-0	On Wednesday	0-0
On turf infield/grass outfield	3-1	On Thursday	0-0
On grass	0-0	On Friday	2-0
Wearing maroon jersey/maroon hat	1-1	On Saturday	0-1
Wearing MoState jersey/maroon hat	2-0	On Sunday	1-0
Wearing white jersey/maroon hat	0-0	In February	3-1
Wearing gray jersey/maroon hat	0-0	In March	0-0
In Texas	2-1	In April	0-0
In Arkansas	0-0	In May	0-0
In Oklahoma	0-0	Last 5 games	3-2
In North Carolina	0-0	Last 10 games	6-4
In Missouri	0-0		
In Kansas	0-0		
In Indiana	0-0		
In Illinois	0-0		
In Texas	0-0		
Doubleheaders	0-0		
Extra innings	0-0		
vs. Ranked teams	0-0		
vs. Unranked teams	3-1		
vs. Starting LHP	1-1		
vs. Starting RHP	2-0		
One-run games	1-0		
Five+ run games	2-1		
When scoring 0-4 runs	0-1		
When scoring 5-9 runs	2-0		
When scoring 10+ runs	1-0		
Shutouts	0-1		
Missouri State scores first	1-0		
Opponent scores first	2-1		
Leading after six	3-0		
Trailing after six	0-1		
Tied after six	0-0		
Leading after seven	3-0		
Trailing after seven	0-1		
Tied after seven	0-0		
Leading after eight	3-0		
Trailing after eight	0-1		
Tied after eight	0-0		

MISSOURI STATE BASEBALL

Games 5-6 | MISSOURI STATE BEARS at CENTRAL ARKANSAS BEARS | Feb. 25, 2018 | Conway, Ark. | Bear Stadium (1,000) | KBFL 1060 AM/96.9 FM (Corey Riggs)

RETIRED NUMBERS



Bill Rowe

On Saturday, May 8, 2004, former head baseball coach and director of athletics **Bill Rowe** became the first person in the 48-year history of the MSU baseball program to have his number retired.

Rowe guided the baseball Bears as head coach for 19 years from the start of the program in 1964 through its final season in NCAA Division II in 1982. He led the Bears to a 394-230-1 record and four Division II College World Series appearances. Under Rowe, the Bears finished as national runners-up in 1969 and finished third nationally in 1970 (just the sixth and seventh years of the program). As athletic director, Rowe guided the Bears from

Division II to Division I and saw the Bears change leagues from the MIAA and Mid-Continent Conferences to a current membership in the Missouri Valley Conference.

The retirement ceremony for Rowe's jersey was held prior to the Bears' doubleheader against Illinois State.

The indoor practice facility at Hammons Field also bears Rowe's name as of January 30, 2010.



Ryan Howard

On Dec. 18, 2010, Missouri State retired the No. 6 jersey of former Bear and 2006 National League Most Valuable Player **Ryan Howard** at JQH Arena.

A St. Louis native who played at Missouri State from 1999-2001, Howard finished his collegiate career with 50 home runs, 183 RBIs and a .335 career average in 172 games. He was the 1999 Missouri Valley Conference Freshman of the Year and MSU's A.E. "Ted" Willis Most Valuable Player in 2000.

Since being drafted by Philadelphia in the fifth round of the 2001 draft, Howard has enjoyed a standout professional career. His long list of accomplishments as a member of

the Phillies includes 2005 National League Rookie of the Year, 2006 NL MVP, 2006 Home Run Derby champion, 2008 World Series champion, 2009 NLCS MVP and three All-Star selections.

Howard debuted with the Phillies in 2004, accumulating a career batting average of .258 with 382 homers and 1,194 RBIs in 1,572 MLB games over 13 seasons.



BEARS IN THE BIGS

- Scott Bailes
- Mark Bailey
- Buddy Baumann* (San Diego Padres)
- Scott Carroll
- Matt Cepicky
- Ross Detwiler
- Bart Evans
- Jeff Gray
- Jason Hart
- Ryan Howard
- Pierce Johnson
- Mike Kickham
- Shaun Marcum
- Bill Mueller
- Matt Palmer
- John Rheinecker
- Brett Sinkbeil
- Luke Voit* (St. Louis Cardinals)
- Brad Ziegler* (Miami Marlins)

SERIES BREAKDOWN

Series	W-L	Hitting					Pitching			BAA
		Avg.	R	2B	HR	SB	FLD%	ERA	SO/BB	
Texas Southern	2-0	.300	14	0	2	4	.987	3.50	15/5	.300
Lamar	1-1	.275	11	3	1	1	.973	4.24	12/8	.258
Central Arkansas										
Oral Roberts										
St. Joseph's										
ECU										
Pepperdine										
Oklahoma State										
Arkansas State										
Seton Hall										
Southeast Missouri										
Murray State										
CSUN										
Kansas										
Indiana State										
Missouri										
Evansville										
Oregon State										
Arkansas										
Illinois State										
Bradley										
Valparaiso										
Southern Illinois										
DBU										

SINGLE-GAME HIGHS

Batting	Individual	Team
At Bats	5, (3 times)	39 at Lamar (2/16)
Runs	3, John Privitera at Lamar (2/16)	11 at Lamar (2/16)
Hits	4, Ben Whetstone vs. Texas Southern (2/18)	14 at Lamar (2/16)
Doubles	1, (3 times)	3 at Lamar (2/16)
Triples	1, John Privitera vs. Texas Southern (2/18)	1 vs. Texas Southern (2/18)
Home Runs	1, (3 times)	1 (3 times)
Runs Batted In	3, John Privitera vs. Texas Southern (2/18)	9 at Lamar (2/16)
Total Bases	7, Ben Whetstone vs. Texas Southern (2/18)	20 at Lamar (2/16)
Stolen Bases	1, (5 times)	3 vs. Texas Southern (2/18)
Walks	3, Drew Millas vs. Texas Southern (2/16)	9 vs. Texas Southern (2/16)
Strikeouts	2, (5 times)	10 vs. Texas Southern (2/16)
Fielding	Individual	Team
Putouts	10, Logan Geha vs. Texas Southern (2/16)	27 (3 times)
	10, Ben Whetstone vs. Texas Southern (2/18)	
Assists	5, Jeremy Eierman vs. Texas Southern (2/18)	13 vs. Texas Southern (2/18)
Errors	1, (3 times)	1 (3 times)
Double Plays	1, (9 times)	1 (3 times)
	3, Aaron Meyer (2 times)	
Pitching	Individual	Team
Innings Pitched	6.0, Dylan Coleman at Lamar (2/16)	9.0 (3 times)
Runs Allowed	6, Ty Buckner at Lamar (2/17)	8 at Lamar (2/17)
Earned Runs Allowed	4, Ty Buckner at Lamar (2/17)	6 at Lamar (2/17)
Hits Allowed	7, Austin Knight vs. Texas Southern (2/16)	11 vs. Texas Southern (2/16)
Walks	4, Ty Buckner at Lamar (2/17)	5 at Lamar (2/17)
Strikeouts	7, Dylan Coleman at Lamar (2/16)	10 vs. Texas Southern (2/16)

MISSOURI STATE BASEBALL

Games 5-6 | MISSOURI STATE BEARS at CENTRAL ARKANSAS BEARS | Feb. 25, 2018 | Conway, Ark. | Bear Stadium (1,000) | KBFL 1060 AM/96.9 FM (Corey Riggs)

SEASON RESULTS

Date	MSU Totals	Opponent	Opp. Totals	W/L	Record	Winner	Loser	Save	Highlights
2/16	8-8-1	vs. Texas Southern [^]	2-11-2	W	1-0	SECHLER (1-0)	Furlong (0-1)	--	Duffy 2-4, HR, 2 R; Sechler 4.1 IP, 3 H, 1 ER, 4 K's
2/16	11-14-1	at Lamar [^]	2-7-1	W	2-0	COLEMAN (1-0)	Campbell (0-1)	--	Coleman 6.0 IP, 3 H, 1 ER, 7 K's; Zimmerman 3-4, HR, Brown 2-3
2/17	0-5-1	at Lamar [^]	8-10-0	L	2-1	Sills (1-0)	BUCKNER (0-1)	Driskill (1)	Witherspoon 4.1 IP, 3 H, 0 ER, 2 K's; Privitera 2-3
2/18	6-10-0	vs. Texas Southern [^]	5-10-1	W	3-1	WILEY (1-0)	Suarez (0-1)	RUSSELL (1)	Whetstone 4-5, HR; Privitera 2-4, 3B, 3 RBIs; Wiley 3.2 IP, 3 K's
2/23		at Central Arkansas							
2/24		at Central Arkansas							
2/25		at Central Arkansas							
2/27		at Oral Roberts							
3/2		vs. St. Joseph's [@]							
3/3		at ECU [@]							
3/4		vs. Pepperdine [@]							
3/7		Oklahoma State							
3/9		Arkansas State							
3/10		Arkansas State							
3/11		Arkansas State							
3/13		Oral Roberts							
3/14		vs. Iowa ^{\$}							
3/17		vs. Seton Hall							
3/17		at Oklahoma State							
3/20		Southeast Missouri							
3/21		Murray State							
3/23		CSUN							
3/24		CSUN							
3/25		CSUN							
3/27		at Kansas							
3/30		at Indiana State [*]							
3/31		at Indiana State [*]							
4/1		at Indiana State [*]							
4/3		vs. Missouri ^{&}							
4/6		Evansville [*]							
4/7		Evansville [*]							
4/8		Evansville [*]							
4/10		Missouri							
4/13		Oregon State ^(DH)							
4/14		Oregon State							
4/17		at Arkansas							
4/20		Illinois State [*]							
4/21		Illinois State [*]							
4/22		Illinois State [*]							
4/24		at Missouri							
4/27		at Bradley [*]							
4/28		at Bradley [*]							
4/29		at Bradley [*]							
5/2		Kansas							
5/4		at Valparaiso [*]							
5/5		at Valparaiso [*]							
5/6		at Valparaiso [*]							
5/11		Southern Illinois [*]							
5/12		Southern Illinois [*]							
5/13		Southern Illinois [*]							
5/17		at DBU [*]							
5/18		at DBU [*]							
5/19		at DBU [*]							

* Missouri Valley Conference game; ^ at Cardinal Classic (Beaumont, Texas); @ at Keith LeClair Classic (Greenville, N.C.); \$ at KC Urban Youth Academy (Kansas City, Mo.); & at Busch Stadium (St. Louis, Mo.)

Record Breakdown: 3-1 overall, 3-1 non-conference; 0-0 MVC; 1-1 away; 0-0 home; 2-0 neutral; 3-1 February; 2-1 day games; 1-0 night games; longest winning streak - 2; longest losing streak - 1.

MISSOURI STATE BASEBALL

Games 5-6 | MISSOURI STATE BEARS at CENTRAL ARKANSAS BEARS | Feb. 25, 2018 | Conway, Ark. | Bear Stadium (1,000) | KBFL 1060 AM/96.9 FM (Corey Riggs)

OVERALL BATTING-FIELDING STATISTICS

Record: 3-1 Home: 0-0 Away: 1-1 Neutral: 2-0 MVC: 0-0

Player	avg	gp-gs	ab	r	h	2b	3b	hr	rbi	tb	slg%	bb	hp	so	gdp	ob%	sf	sh	sb-att	po	a	e	fld%	
Whetstone,Ben	.467	4-4	15	1	7	0	0	1	3	10	.667	2	0	3	0	.529	0	0	1-1	33	3	0	1.000	
Privitera,John	.429	4-4	14	4	6	1	1	0	4	9	.643	3	1	3	0	.556	0	1	1-1	11	9	1	.952	
Millas,Drew	.385	4-4	13	1	5	0	0	0	3	5	.385	3	0	2	3	.500	0	0	0-0	0	0	0	.000	
Zimmerman,Brooks	.364	4-3	11	2	4	0	0	1	1	7	.636	1	0	3	0	.417	0	0	0-0	4	0	1	.800	
Duffy,Jack	.286	4-4	14	3	4	0	0	1	1	7	.500	1	0	1	1	.333	0	0	0-0	7	1	0	1.000	
Brown,Matt	.222	4-3	9	2	2	0	0	0	1	2	.222	1	1	2	1	.364	0	1	0-0	1	6	0	1.000	
Steinmetz,Hunter	.214	4-4	14	2	3	0	0	0	3	3	.214	2	2	3	0	.368	1	0	2-2	8	0	0	1.000	
Geha,Logan	.200	4-4	10	5	2	0	0	0	2	2	.200	3	2	4	1	.467	0	1	0-0	27	4	0	1.000	
Eierman,Jeremy	.118	4-4	17	2	2	1	0	0	2	3	.176	1	1	6	2	.211	0	0	1-1	6	11	1	.944	

Faith,Sam	.333	3-1	3	1	1	1	0	0	1	2	.667	1	0	1	0	.500	0	0	0-0	0	3	0	1.000	
Fitzpatrick,Jordan	.200	3-1	5	0	1	0	0	0	0	1	.200	0	0	2	0	.200	0	0	0-0	0	0	0	.000	
Ruff,Landan	.000	4-0	2	2	0	0	0	0	0	0	.000	1	0	1	0	.333	0	0	0-0	5	0	0	1.000	
McGuire,Max	.000	1-0	1	0	0	0	0	0	0	0	.000	0	0	1	0	.000	0	0	0-0	0	0	0	.000	
Skalnik,Ryan	.000	1-0	1	0	0	0	0	0	0	0	.000	0	0	0	0	.000	0	0	0-0	1	0	0	1.000	
Totals	.287	4	129	25	37	3	1	3	21	51	.395	19	7	32	8	.404	1	3	5-5	105	43	3	.980	
Opponents	.279	4	136	17	38	6	0	1	16	47	.346	13	7	27	3	.372	0	1	8-10	105	33	4	.972	

LOB - Team (29), Opp (35). DPs turned - Team (3), Opp (9).

OVERALL PITCHING STATISTICS

Player	era	w-l	app	gs	cg	sho	sv	ip	h	r	er	bb	so	2b	3b	hr	b/avg	wp	hp	bk	sfa	sha
Witherspoon,Nate	0.00	0-0	1	0	0	0/0	0	4.1	3	0	0	0	2	1	0	0	.188	0	2	0	0	0
Coleman,Dylan	1.50	1-0	1	1	0	0/0	0	6.0	3	1	1	3	7	0	0	0	.150	0	0	0	0	0
Sechler,Connor	2.08	1-0	1	0	0	0/0	0	4.1	3	1	1	0	4	1	0	0	.188	0	0	0	0	0
Wiley,Logan	3.18	1-0	2	0	0	0/0	0	5.2	6	2	2	0	4	1	0	0	.261	0	0	0	0	0
McAlister,Tyler	5.40	0-0	1	1	0	0/0	0	5.0	6	3	3	2	2	1	0	0	.353	0	2	0	0	1

Russell,Matt	0.00	0-0	2	0	0	0/0	1	1.1	1	0	0	1	2	0	0	0	.200	0	0	0	0	0
Knight,Austin	2.45	0-0	1	1	0	0/0	0	3.2	7	1	1	2	4	0	0	0	.412	0	3	0	0	0
Dame,Hunter	9.00	0-0	1	0	0	0/0	0	1.0	2	1	1	0	0	1	0	0	.400	0	0	0	0	0
Lochner,Jake	13.50	0-0	1	0	0	0/0	0	1.1	2	2	2	1	2	1	0	1	.400	0	0	0	0	0
Buckner,Ty	15.43	0-1	1	1	0	0/0	0	2.1	5	6	4	4	0	0	0	0	.417	0	0	0	0	0
Totals	3.86	3-1	4	4	0	0/0	1	35.0	38	17	15	13	27	6	0	1	.279	0	7	0	0	1
Opponents	5.66	1-3	4	4	0	1/1	1	35.0	37	25	22	19	32	3	1	3	.287	3	7	1	1	3

Pickoffs - Team (3), McAlister,T. 2, Geha,L. 1.

MISSOURI STATE BASEBALL

Games 5-6 | MISSOURI STATE BEARS at CENTRAL ARKANSAS BEARS | Feb. 25, 2018 | Conway, Ark. | Bear Stadium (1,000) | KBFL 1060 AM/96.9 FM (Corey Riggs)

ROAD BATTING-FIELDING STATISTICS

Record: 1-1 Home: 0-0 Away: 1-1 MVC: 0-0

Player	avg	gp-gs	ab	r	h	2b	3b	hr	rbi	tb	slg%	bb	hp	so	gdp	ob%	sf	sh	sb-att	po	a	e	fld%
Zimmerman,Brooks	.571	2-2	7	1	4	0	0	1	1	7	1.000	0	0	1	0	.571	0	0	0-0	3	0	0	1.000
Privitera,John	.500	2-2	6	3	3	1	0	0	1	4	.667	2	1	2	0	.667	0	0	1-1	5	6	1	.917
Brown,Matt	.400	2-2	5	2	2	0	0	0	1	2	.400	1	0	0	0	.500	0	0	0-0	0	4	0	1.000
Millas,Drew	.286	2-2	7	0	2	0	0	0	2	2	.286	0	0	1	2	.286	0	0	0-0	0	0	0	.000
Whetstone,Ben	.286	2-2	7	0	2	0	0	0	0	2	.286	0	0	2	0	.286	0	0	0-0	16	1	0	1.000
Steinmetz,Hunter	.250	2-2	8	1	2	0	0	0	1	2	.250	1	0	0	0	.333	0	0	0-0	4	0	0	1.000
Geha,Logan	.167	2-2	6	2	1	0	0	0	0	1	.167	1	0	2	1	.286	0	0	0-0	13	3	0	1.000
Duffy,Jack	.143	2-2	7	1	1	0	0	0	0	1	.143	0	0	1	0	.143	0	0	0-0	2	1	0	1.000
Eierman,Jeremy	.111	2-2	9	1	1	1	0	0	2	2	.222	0	0	3	0	.111	0	0	0-0	3	5	1	.889

Faith,Sam	.500	2-0	2	0	1	1	0	0	1	2	1.000	0	0	1	0	.500	0	0	0-0	0	0	0	.000
Fitzpatrick,Jordan	.000	2-0	2	0	0	0	0	0	0	0	.000	0	0	1	0	.000	0	0	0-0	0	0	0	.000
Skalnik,Ryan	.000	1-0	1	0	0	0	0	0	0	0	.000	0	0	0	0	.000	0	0	0-0	1	0	0	1.000
Ruff,Landan	.000	2-0	1	0	0	0	0	0	0	0	.000	0	0	0	0	.000	0	0	0-0	3	0	0	1.000
McGuire,Max	.000	1-0	1	0	0	0	0	0	0	0	.000	0	0	1	0	.000	0	0	0-0	0	0	0	.000
Totals	.275	2	69	11	19	3	0	1	9	25	.362	5	1	15	3	.333	0	0	1-1	51	21	2	.973
Opponents	.258	2	66	10	17	3	0	1	9	23	.348	8	2	12	1	.355	0	0	3-4	54	14	1	.986

LOB - Team (10), Opp (15). DPs turned - Team (1), Opp (4).

ROAD PITCHING STATISTICS

Player	era	w-l	app	gs	cg	sho	sv	ip	h	r	er	bb	so	2b	3b	hr	b/avg	wp	hp	bk	sfa	sha
Witherspoon,Nate	0.00	0-0	1	0	0	0/0	0	4.1	3	0	0	0	2	1	0	0	.188	0	2	0	0	0
Wiley,Logan	0.00	0-0	1	0	0	0/0	0	2.0	2	0	0	0	1	0	0	0	.250	0	0	0	0	0
Coleman,Dylan	1.50	1-0	1	1	0	0/0	0	6.0	3	1	1	3	7	0	0	0	.150	0	0	0	0	0
Buckner,Ty	15.43	0-1	1	1	0	0/0	0	2.1	5	6	4	4	0	0	0	0	.417	0	0	0	0	0

Dame,Hunter	9.00	0-0	1	0	0	0/0	0	1.0	2	1	1	0	0	1	0	0	.400	0	0	0	0	0
Lochner,Jake	13.50	0-0	1	0	0	0/0	0	1.1	2	2	2	1	2	1	0	1	.400	0	0	0	0	0
Totals	4.24	1-1	2	2	0	0/0	0	17.0	17	10	8	8	12	3	0	1	.258	0	2	0	0	0
Opponents	5.00	1-1	2	2	0	1/1	1	18.0	19	11	10	5	15	3	0	1	.275	2	1	0	0	0

Pickoffs - Team (1), Geha,L. 1.

MISSOURI STATE BASEBALL

Games 5-6 | MISSOURI STATE BEARS at CENTRAL ARKANSAS BEARS | Feb. 25, 2018 | Conway, Ark. | Bear Stadium (1,000) | KBFL 1060 AM/96.9 FM (Corey Riggs)

NEUTRAL FIELD BATTING-FIELDING STATISTICS

Record: 2-0 Home: 0-0 Away: 0-0 Neutral: 2-0 MVC: 0-0

Player	avg	gp-gs	ab	r	h	2b	3b	hr	rbi	tb	slg%	bb	hp	so	gdp	ob%	sf	sh	sb-att	po	a	e	fld%	
Whetstone,Ben	.625	2-2	8	1	5	0	0	1	3	8	1.000	2	0	1	0	.700	0	0	1-1	17	2	0	1.000	
Millas,Drew	.500	2-2	6	1	3	0	0	0	1	3	.500	3	0	1	1	.667	0	0	0-0	0	0	0	.000	
Duffy,Jack	.429	2-2	7	2	3	0	0	1	1	6	.857	1	0	0	1	.500	0	0	0-0	5	0	0	1.000	
Privitera,John	.375	2-2	8	1	3	0	1	0	3	5	.625	1	0	1	0	.444	0	1	0-0	6	3	0	1.000	
Geha,Logan	.250	2-2	4	3	1	0	0	0	2	1	.250	2	2	2	0	.625	0	1	0-0	14	1	0	1.000	
Steinmetz,Hunter	.167	2-2	6	1	1	0	0	0	2	1	.167	1	2	3	0	.400	1	0	2-2	4	0	0	1.000	
Eierman,Jeremy	.125	2-2	8	1	1	0	0	0	0	1	.125	1	1	3	2	.300	0	0	1-1	3	6	0	1.000	
Zimmerman,Brooks	.000	2-1	4	1	0	0	0	0	0	0	.000	1	0	2	0	.200	0	0	0-0	1	0	1	.500	
Brown,Matt	.000	2-1	4	0	0	0	0	0	0	0	.000	0	1	2	1	.200	0	1	0-0	1	2	0	1.000	

Fitzpatrick,Jordan	.333	1-1	3	0	1	0	0	0	0	1	.333	0	0	1	0	.333	0	0	0-0	0	0	0	.000	
Faith,Sam	.000	1-1	1	1	0	0	0	0	0	0	.000	1	0	0	0	.500	0	0	0-0	0	3	0	1.000	
Ruff,Landan	.000	2-0	1	2	0	0	0	0	0	0	.000	1	0	1	0	.500	0	0	0-0	2	0	0	1.000	
Totals	.300	2	60	14	18	0	1	2	12	26	.433	14	6	17	5	.469	1	3	4-4	54	22	1	.987	
Opponents	.300	2	70	7	21	3	0	0	7	24	.343	5	5	15	2	.388	0	1	5-6	51	19	3	.959	

LOB - Team (19), Opp (20). DPs turned - Team (2), Opp (5).

NEUTRAL FIELD PITCHING STATISTICS

Player	era	w-l	app	gs	cq	sho	sv	ip	h	r	er	bb	so	2b	3b	hr	b/avg	wp	hp	bk	sfa	sha
Sechler,Connor	2.08	1-0	1	0	0	0/0	0	4.1	3	1	1	0	4	1	0	0	.188	0	0	0	0	0
Knight,Austin	2.45	0-0	1	1	0	0/0	0	3.2	7	1	1	2	4	0	0	0	.412	0	3	0	0	0
Wiley,Logan	4.91	1-0	1	0	0	0/0	0	3.2	4	2	2	0	3	1	0	0	.267	0	0	0	0	0
McAlister,Tyler	5.40	0-0	1	1	0	0/0	0	5.0	6	3	3	2	2	1	0	0	.353	0	2	0	0	1

Russell,Matt	0.00	0-0	2	0	0	0/0	1	1.1	1	0	0	1	2	0	0	0	.200	0	0	0	0	0
Totals	3.50	2-0	2	2	0	0/0	1	18.0	21	7	7	5	15	3	0	0	.300	0	5	0	0	1
Opponents	6.35	0-2	2	2	0	0/0	0	17.0	18	14	12	14	17	0	1	2	.300	1	6	1	1	3

Pickoffs - Team (2), McAlister,T. 2.

MISSOURI STATE BASEBALL

Games 5-6 | MISSOURI STATE BEARS at CENTRAL ARKANSAS BEARS | Feb. 25, 2018 | Conway, Ark. | Bear Stadium (1,000) | KBFL 1060 AM/96.9 FM (Corey Riggs)

MSU SEASON-CAREER HIGHS

2018 (4 G)	#1 Brooks Zimmerman	Career (4 G)
4, 2/16 at Lamar	At-bats	4, 2/16/18 at Lamar
3, 2/16 at Lamar	Hits	3, 2/16/18 at Lamar
1, 2x, last 2/16 at Lamar	Runs	1, 2x, last 2/16/18 at Lamar
1, 2/16 at Lamar	RBI s	1, 2/16/18 at Lamar
NA	Steals	NA
1, 2/16 vs. Texas Southern	Walks	1, 2/16/18 vs. Texas Southern
1, 3x, last 2/18 vs. Texas Southern	Strikeouts	1, 3x, last 2/18/18 vs. Texas Southern
NA	Doubles	NA
1, 2/16 at Lamar	Home runs	1, 2/16/18 at Lamar

2018 (4 G)	#4 Logan Geha	Career (38 G)
3, 3x, last 2/17 at Lamar	At-bats	4, 4x, last 5/26/17 vs. Wichita State
1, 2x, last 2/16 at Lamar	Hits	2, 2x, last 6/10/17 at TCU
2, 2x, last 2/18 vs. Texas Southern	Runs	3, 4/23/17 vs. Wichita State
2, 2/16 vs. Texas Southern	RBI s	2, 3x, last 2/16/18 vs. Texas Southern
NA	Steals	1, 2x, last 4/14/17 at New Mexico
2, 2/16 vs. Texas Southern	Walks	2, 6x, last 2/16/18 vs. Texas Southern
1, 4x, last 2/18 vs. Texas Southern	Strikeouts	2, 6x, last 6/3/17 at Arkansas
NA	Doubles	1, 3x, last 6/10/17 at TCU
NA	Home runs	1, 5/13/17 vs. Indiana State

2018 (1 G)	#5 Ryan Skalnik	Career (33 G)
1, 2/17 at Lamar	At-bats	4, 3/4/17 vs. Central Arkansas
NA	Hits	1, 8x, last 4/15/17 at New Mexico
NA	Runs	1, 3x, last 3/24/17 at Central Michigan
NA	RBI s	3, 2/21/17 at Oral Roberts
NA	Steals	NA
NA	Walks	1, 6x, last 5/5/17 at Southern Illinois
NA	Strikeouts	1, 10x, last 4/23/17 vs. Wichita State
NA	Doubles	1, 2x, last 3/12/17 at Minnesota
NA	Home runs	1, 3/4/17 vs. Central Arkansas

2018 (4 G)	#7 Hunter Steinmetz	Career (125 G)
4, 3x, last 2/17 at Lamar	At-bats	6, 4x, last 5/26/17 vs. Illinois State
2, 2/16 at Lamar	Hits	3, 10x, last 6/4/17 at Arkansas
1, 2x, last 2/16 at Lamar	Runs	4, 6/4/17 at Arkansas
1, 3x, last 2/18 vs. Texas Southern	RBI s	3, 6x, last 5/19/17 at Illinois State
1, 2x, last 2/18 vs. Texas Southern	Steals	3, 3/16/16 vs. Western Illinois
1, 2x, last 2/18 vs. Texas Southern	Walks	3, 5x, last 4/13/17 at New Mexico
2, 2/16 vs. Texas Southern	Strikeouts	3, 4x, last 6/11/17 at TCU
NA	Doubles	2, 2x, last 5/25/17 vs. Southern Illinois
NA	Home runs	1, 8x, last 6/11/17 at TCU

2018 (1 G/1 GS)	#10 Dylan Coleman	Career (34 G/31 GS)
6.0, 2/16 at Lamar	Innings	7.1, 6/10/17 at TCU
3, 2/16 at Lamar	Hits (most)	8, 7x, last 5/26/17 vs. Wichita State
3, 2/16 at Lamar	Hits (fewest)	1, 2x, last 5/13/17 vs. Indiana State
1, 2/16 at Lamar	ER (most)	6, 3x, last 5/6/17 at Southern Illinois
1, 2/16 at Lamar	ER (fewest)	0, 4x, last 2/26/17 at Middle Tennessee
3, 2/16 at Lamar	Walks	6, 2x, last 5/19/16 vs. Illinois State
7, 2/16 at Lamar	Strikeouts	13, 5/26/17 vs. Wichita State
NA	HBP	2, 4x, last 4/1/17 vs. Bradley
NA	Most scoreless IP	7.0, 2x, last 2/26/17 at Middle Tenn.

2018 (4 G)	#11 Jeremy Eierman	Career (126 G)
5, 2x, last 2/16 at Lamar	At-bats	6, 3x, last 4/17/17 at Saint Louis
1, 2x, last 2/16 at Lamar	Hits	5, 5/17/16 at Arkansas
1, 2x, last 2/16 at Lamar	Runs	3, 8x, last 6/2/17 vs. Oklahoma State
2, 2/16 at Lamar	RBI s	5, 2x, last 4/28/17 at Evansville
1, 2/18 vs. Texas Southern	Steals	2, 2x, last 6/11/17 at TCU
1, 2/18 vs. Texas Southern	Walks	3, 2x, last 5/26/17 vs. Illinois State
2, 2x, last 2/17 at Lamar	Strikeouts	3, 6x, last 5/5/17 at Southern Illinois
1, 2/16 at Lamar	Doubles	3, 4/17/17 at Saint Louis
NA	Home runs	2, 4x, last 6/2/17 vs. Oklahoma State

2018 (1 G)	#12 Max McGuire	Career (1 G)
1, 2/16 at Lamar	At-bats	1, 2/16/18 at Lamar
NA	Hits	NA
NA	Runs	NA
NA	RBI s	NA
NA	Steals	NA
NA	Walks	NA
1, 2/16 at Lamar	Strikeouts	1, 2/16/18 at Lamar
NA	Doubles	NA
NA	Home runs	NA

2018 (0 G/0 GS)	#13 Davis Schwab	Career (0 G/0 GS)
NA	Innings	NA
NA	Hits (most)	NA
NA	Hits (fewest)	NA
NA	ER (most)	NA
NA	ER (fewest)	NA
NA	Walks	NA
NA	Strikeouts	NA
NA	HBP	NA
NA	Most scoreless IP	NA

2018 (1 G/0 GS)	#14 Connor Sechler	Career (1 G/0 GS)
4.1, 2/16 vs. Texas Southern	Innings	4.1, 2/16/18 vs. Texas Southern
3, 2/16 vs. Texas Southern	Hits (most)	3, 2/16/18 vs. Texas Southern
3, 2/16 vs. Texas Southern	Hits (fewest)	3, 2/16/18 vs. Texas Southern
1, 2/16 vs. Texas Southern	ER (most)	1, 2/16/18 vs. Texas Southern
1, 2/16 vs. Texas Southern	ER (fewest)	1, 2/16/18 vs. Texas Southern
NA	Walks	NA
4, 2/16 vs. Texas Southern	Strikeouts	4, 2/16/18 vs. Texas Southern
NA	HBP	NA
NA	Most scoreless IP	NA

2018 (0 G/0 GS)	#16 Jake Fromson	Career (61 G/4 GS)
NA	Innings	7.0, 5/15/16 at DBU
NA	Hits (most)	10, 5/21/16 vs. Illinois State
NA	Hits (fewest)	0, 20x, last 6/3/17 at Arkansas
NA	ER (most)	6, 5/7/16 vs. Southern Illinois
NA	ER (fewest)	0, 39x, last 6/3/17 at Arkansas
NA	Walks	5, 5/26/16 vs. Bradley
NA	Strikeouts	8, 2x, last 5/15/16 at DBU
NA	HBP	3, 5/28/16 vs. DBU
NA	Most scoreless IP	4.1, 5/18/17 at Illinois State

2018 (3 G)	#17 Jordan Fitzpatrick	Career (3 G)
3, 2/18 vs. Texas Southern	At-bats	3, 2/18/18 vs. Texas Southern
1, 2/18 vs. Texas Southern	Hits	1, 2/18/18 vs. Texas Southern
NA	Runs	NA
NA	RBI s	NA
NA	Steals	NA
NA	Walks	1, 2/19/17 at McNeese
1, 2x, last 2/18 vs. Texas Southern	Strikeouts	1, 2x, last 2/18/18 vs. Texas Southern
NA	Doubles	NA
NA	Home runs	NA

2018 (4G)	#18 Matt Brown	Career (25 G)
4, 2/16 vs. Texas Southern	At-bats	4, 2x, last 2/16/18 vs. Texas Southern
2, 2/16 at Lamar	Hits	2, 2/16/18 at Lamar
2, 2/16 at Lamar	Runs	2, 2/16/18 at Lamar
1, 2/16 at Lamar	RBI s	1, 4x, last 2/16/18 at Lamar
NA	Steals	NA
1, 2/16 at Lamar	Walks	3, 4/22/17 vs. Wichita State
2, 2/16 vs. Texas Southern	Strikeouts	3, 4/8/17 vs. DBU
NA	Doubles	1, 4/18/17 at Missouri
NA	Home runs	1, 4/17/17 vs. DBU

2018 (1 G/1 GS)	#19 Tyler McAlister	Career (11 G/2 GS)
5.0, 2/18 vs. Texas Southern	Innings	5.0, 2/18/18 vs. Texas Southern
6, 2/18 vs. Texas Southern	Hits (most)	6, 2x, last 2/18/18 vs. Texas Southern
6, 2/18 vs. Texas Southern	Hits (fewest)	0, 2x, last 6/4/17 at Arkansas
3, 2/18 vs. Texas Southern	ER (most)	3, 2x, last 2/18/18 vs. Texas Southern
3, 2/18 vs. Texas Southern	ER (fewest)	0, 3x, last 3/24/17 at Central Michigan
2, 2/18 vs. Texas Southern	Walks	4, 4/13/17 at New Mexico
2, 2/18 vs. Texas Southern	Strikeouts	5, 5/28/17 vs. Illinois State
2, 2/18 vs. Texas Southern	HBP	2, 2/18/18 vs. Texas Southern
NA	Most scoreless IP	1.0, 3x, last 3/24/17 at Central Mich.

2018 (1 G/0 GS)	#21 Jake Lochner	Career (28 G/2 GS)
1.1, 2/17 at Lamar	Innings	6.0, 2/27/16 vs. Alcorn State
2, 2/17 at Lamar	Hits (most)	4, 2x, last 4/8/17 vs. DBU
2, 2/17 at Lamar	Hits (fewest)	0, 13x, last 5/28/17 vs. Illinois State
2, 2/17 at Lamar	ER (most)	4, 4/8/17 vs. DBU
2, 2/17 at Lamar	ER (fewest)	0, 14x, last 5/28/17 vs. Illinois State
1, 2/17 at Lamar	Walks	5, 3/5/16 vs. SIUE
2, 2/17 at Lamar	Strikeouts	6, 2/27/16 vs. Alcorn State
NA	HBP	1, 2x, last 3/12/17 at Minnesota
NA	Most scoreless IP	1.2, 2x, last 3/18/17 vs. Memphis

MISSOURI STATE BASEBALL

Games 5-6 | MISSOURI STATE BEARS at CENTRAL ARKANSAS BEARS | Feb. 25, 2018 | Conway, Ark. | Bear Stadium (1,000) | KBFL 1060 AM/96.9 FM (Corey Riggs)

MSU SEASON-CAREER HIGHS

2018 (4 G)	#23 Jack Duffy	Career (62 G)
4, 2x, last 2/16 at Lamar	At-bats	5, 4x, last 5/2/17 at Kansas
2, 2/16 vs. Texas Southern	Hits	3, 3x, last 5/5/17 at Southern Illinois
2, 2/16 vs. Texas Southern	Runs	3, 5/6/17 at Southern Illinois
1, 2/16 vs. Texas Southern	RBIs	3, 5/5/17 at Southern Illinois
NA	Steals	1, 6x, last 6/4/17 at Arkansas
1, 2/18 vs. Texas Southern	Walks	3, 5/26/17 vs. Illinois State
1, 2/17 at Lamar	Strikeouts	3, 2x, last 6/5/17 at Arkansas
NA	Doubles	2, 5/5/17 at Southern Illinois
1, 2/16 vs. Texas Southern	Home runs	1, 2/16/18 vs. Texas Southern

2018 (4 G)	#24 Drew Millas	Career (55 G)
4, 2x, last 2/18 vs. Texas Southern	At-bats	6, 3/24/17 at Central Michigan
2, 2/18 vs. Texas Southern	Hits	3, 2x, last 4/22/17 vs. Wichita State
1, 2/16 vs. Texas Southern	Runs	2, 2x, last 5/28/17 vs. Illinois State
2, 2/16 at Lamar	RBIs	3, 4/22/17 vs. Wichita State
NA	Steals	1, 2x, last 6/2/17 vs. Oklahoma State
3, 2/16 vs. Texas Southern	Walks	3, 2/16/18 vs. Texas Southern
1, 2x, last 2/18 vs. Texas Southern	Strikeouts	3, 5/18/17 at Illinois State
NA	Doubles	1, 7x, last 6/2/17 vs. Oklahoma State
NA	Home runs	1, 2/25/17 at Lipscomb

2018 (3 G)	#26 Sam Faith	Career (3 G)
1, 3x, last 2/18 vs. Texas Southern	At-bats	1, 3x, last 2/18/18 vs. Texas Southern
1, 2/16 vs. Texas Southern	Hits	1, 2/16/18 vs. Texas Southern
1, 2/18 vs. Texas Southern	Runs	1, 2/18/18 vs. Texas Southern
1, 2/16 vs. Texas Southern	RBIs	1, 2/16/18 vs. Texas Southern
NA	Steals	NA
1, 2/18 vs. Texas Southern	Walks	1, 2/18/18 vs. Texas Southern
1, 2/17 at Lamar	Strikeouts	1, 2/17/18 at Lamar
1, 2/16 vs. Texas Southern	Doubles	1, 2/16/18 vs. Texas Southern
NA	Home runs	NA

2018 (1 G/0 GS)	#27 Nate Witherspoon	Career (16 G/5 GS)
4.1, 2/17 at Lamar	Innings	7.0, 5/26/17 vs. Illinois State
3, 2/17 at Lamar	Hits (most)	8, 4/11/17 vs. Arkansas
NA	Hits (fewest)	0, 3x, last 4/23/17 vs. Wichita State
NA	ER (most)	5, 3/7/17 at Oklahoma State
0, 2/17 at Lamar	ER (fewest)	0, 8x, last 2/17/18 at Lamar
3, 6/4 at Arkansas	Walks	3, 6/4/17 at Arkansas
6, 2x, last 4/11 vs. Arkansas	Strikeouts	6, 2x, last 4/11/17 vs. Arkansas
2, 2/17 at Lamar	HBP	2, 2/17/18 at Lamar
4.1, 2/17 at Lamar	Most scoreless IP	4.1, 2/17/18 at Lamar

2018 (1 G/1 GS)	#29 Austin Knight	Career (33 G/18 GS)
3.2, 2/16 vs. Texas Southern	Innings	7.0, 3x, last 3/21/17 vs. New Orleans
7, 2/16 vs. Texas Southern	Hits (most)	8, 4/18/17 at Missouri
7, 2/16 vs. Texas Southern	Hits (fewest)	0, 2x, last 5/14/17 vs. Indiana State
1, 2/16 vs. Texas Southern	ER (most)	8, 5/8/16 vs. Southern Illinois
1, 2/16 vs. Texas Southern	ER (fewest)	0, 11x, last 5/28/17 vs. Illinois State
2, 2/16 vs. Texas Southern	Walks	4, 2x, last 3/28/17 vs. Oral Roberts
4, 2/16 vs. Texas Southern	Strikeouts	7, 3/15/17 at Southeast Missouri
3, 2/16 vs. Texas Southern	HBP	3, 2x, last 2/16/18 vs. Texas Southern
NA	Most scoreless IP	7.0, 2x, last 3/21/17 vs. New Orleans

2018 (4 G)	#31 Landan Ruff	Career (83 G)
1, 2x, last 2/18 vs. Texas Southern	At-bats	4, 3/26/17 at Central Michigan
NA	Hits	2, 3x, last 5/14/17 vs. Indiana State
1, 2x, last 2/18 vs. Texas Southern	Runs	2, 4x, last 4/2/17 vs. Bradley
NA	RBIs	3, 4/25/17 vs. Missouri
NA	Steals	1, 2x, last 4/17/17 at Saint Louis
1, 2/16 vs. Texas Southern	Walks	2, 4/2/17 vs. Bradley
1, 2/18 vs. Texas Southern	Strikeouts	2, 2x, last 3/28/17 vs. Oral Roberts
NA	Doubles	1, 4x, last 5/14/17 vs. Indiana State
NA	Home runs	1, 4/25/17 vs. Missouri

2018 (4 G)	#32 John Privitera	Career (41 G)
4, 2x, last 2/18 vs. Texas Southern	At-bats	5, 3x, last 6/4/17 at Arkansas
2, 2x, last 2/18 vs. Texas Southern	Hits	2, 6x, last 2/18/18 vs. Texas Southern
3, 2/16 at Lamar	Runs	3, 2/16/18 at Lamar
3, 2/18 vs. Texas Southern	RBIs	4, 5/6/17 at Southern Illinois
1, 2/17 at Lamar	Steals	1, 3x, last 2/17/18 at Lamar
2, 2/16 at Lamar	Walks	3, 5/12/17 vs. Indiana State
1, 3x, last 2/17 at Lamar	Strikeouts	2, 5x, last 6/4/17 at Arkansas
1, 2/16 at Lamar	Doubles	1, 2x, last 2/16/18 at Lamar
NA	Home runs	NA

2018 (2 G/0 GS)	#33 Matt Russell	Career (2 G/0 GS)
1.0, 2/16 vs. Texas Southern	Innings	1.0, 2/16/18 vs. Texas Southern
1, 2/16 vs. Texas Southern	Hits (most)	1, 2/16/18 vs. Texas Southern
1, 2/16 vs. Texas Southern	Hits (fewest)	1, 2/16/18 vs. Texas Southern
NA	ER (most)	NA
0, 2x, last 2/18 vs. Texas Southern	ER (fewest)	0, 2x, last 2/18/18 vs. Texas Southern
1, 2/16 vs. Texas Southern	Walks	1, 2/16/18 vs. Texas Southern
2, 2/16 vs. Texas Southern	Strikeouts	2, 2/16/18 vs. Texas Southern
NA	HBP	NA
1.0, 2/16 vs. Texas Southern	Most scoreless IP	1.0, 2/16/18 vs. Texas Southern

2018 (2 G/0 GS)	#35 Logan Wiley	Career (2 G/0 GS)
3.2, 2/18 vs. Texas Southern	Innings	3.2, 2/18/18 vs. Texas Southern
4, 2/18 vs. Texas Southern	Hits (most)	4, 2/18/18 vs. Texas Southern
2, 2/16 vs. Texas Southern	Hits (fewest)	2, 2/16/18 vs. Texas Southern
2, 2/18 vs. Texas Southern	ER (most)	2, 2/18/18 vs. Texas Southern
0, 2/16 vs. Texas Southern	ER (fewest)	0, 2/16/18 vs. Texas Southern
NA	Walks	NA
3, 2/18 vs. Texas Southern	Strikeouts	3, 2/18/18 vs. Texas Southern
NA	HBP	NA
2.0, 2/16 vs. Texas Southern	Most scoreless IP	2.0, 2/16/18 vs. Texas Southern

2018 (1 G/1 GS)	#36 Ty Buckner	Career (1 G/1 GS)
2.1, 2/17 at Lamar	Innings	2.1, 2/17/18 at Lamar
5, 2/17 at Lamar	Hits (most)	5, 2/17/18 at Lamar
5, 2/17 at Lamar	Hits (fewest)	5, 2/17/18 at Lamar
4, 2/17 at Lamar	ER (most)	4, 2/17/18 at Lamar
4, 2/17 at Lamar	ER (fewest)	4, 2/17/18 at Lamar
4, 2/17 at Lamar	Walks	4, 2/17/18 at Lamar
NA	Strikeouts	NA
NA	HBP	NA
NA	Most scoreless IP	NA

2018 (4 G)	#45 Ben Whetstone	Career (19 G)
5, 2/18 vs. Texas Southern	At-bats	5, 2/18/18 vs. Texas Southern
4, 2/18 vs. Texas Southern	Hits	4, 2/18/18 vs. Texas Southern
1, 2/18 vs. Texas Southern	Runs	1, 2x, last 2/18/18 vs. Texas Southern
2, 2/16 vs. Texas Southern	RBIs	2, 2/16/18 vs. Texas Southern
1, 2/18 vs. Texas Southern	Steals	1, 2/18/18 vs. Texas Southern
2, 2/16 vs. Texas Southern	Walks	2, 2x, last 2/16/18 vs. Texas Southern
2, 2/16 at Lamar	Strikeouts	2, 2x, last 2/16/18 at Lamar
NA	Doubles	NA
1, 2/18 vs. Texas Southern	Home runs	1, 2/18/18 vs. Texas Southern

2018 (0 G/0 GS)	#50 Alex Moore	Career (10 G/0 GS)
NA	Innings	1.2, 3x, last 4/23/17 vs. Wichita State
NA	Hits (most)	2, 5/6/17 at Southern Illinois
NA	Hits (fewest)	0, 2x, last 3/24/17 at Central Michigan
NA	ER (most)	1, 4/9/17 vs. DBU
NA	ER (fewest)	0, 8x, last 5/6/17 at Southern Illinois
NA	Walks	1, 4x, last 5/6/17 at Southern Illinois
NA	Strikeouts	2, 3/21/17 vs. New Orleans
NA	HBP	1, 3/21/17 vs. New Orleans
NA	Most scoreless IP	1.2, 2x, last 4/23/17 vs. Wichita State

MISSOURI STATE BASEBALL

Games 5-6 | MISSOURI STATE BEARS at CENTRAL ARKANSAS BEARS | Feb. 25, 2018 | Conway, Ark. | Bear Stadium (1,000) | KBFL 1060 AM/96.9 FM (Corey Riggs)

INDIVIDUAL GAME-BY-GAME BATTING (AB-R-H-RBI)

Opponent	Date	#18 Brown,M	#23 Duffy,J	#11 Eierman,J	#26 Faith,S	#17 Fitzpatrick,J	#4 Geha,L	#12 McGuire,M	#24 Millas,D	#32 Privitera,J	#31 Ruff,L	#5 Skalnik,R	#7 Steinmetz,H	#45 Whetstone,	#1 Zimmerman
Texas Southern	Feb 16	4-0-0-0	4-2-2-1	5-1-1-0	3-1-1-2	2-1-1-1	4-0-1-0	0-1-0-0	4-1-1-1	3-0-1-2	3-1-0-0
Lamar	Feb 16	3-2-2-1	4-1-1-0	5-1-1-2	1-0-1-1	1-0-0-0	3-2-1-0	1-0-0-0	4-0-1-2	3-3-1-1	1-0-0-0	1-0-0-0	4-1-2-1	4-0-1-0	4-1-3-1
Lamar	Feb 17	2-0-0-0	3-0-0-0	4-0-0-0	1-0-0-0	1-0-0-0	3-0-0-0	3-0-1-0	3-0-2-0	Def	4-0-0-0	3-0-1-0	3-0-1-0
Texas Southern	Feb 18	0-0-0-0	3-0-1-0	3-0-0-0	1-1-0-0	3-0-1-0	1-2-0-0	4-0-2-0	4-1-2-3	1-1-0-0	2-0-0-1	5-1-4-1	1-0-0-0

INDIVIDUAL GAME-BY-GAME PITCHING (IP-H-R-ER-BB-SO)

Opponent	Date	#36 Buckner,T	#10 Coleman,D	#34 Dame,H	#29 Knight,A	#21 Lochner,J	#19 McAlister,T	#33 Russell,M	#14 Sechler,C	#35 Wiley,L	#27 Wthrspoon,N
Texas Southern	Feb 16	*3-2-7-1-1-2-4	1-0-1-0-0-1-2	4-1-3-1-1-0-4
Lamar	Feb 16	*6-0-3-1-1-3-7	1-0-2-1-1-0-0	2-0-2-0-0-0-1
Lamar	Feb 17	*2-1-5-6-4-4-0	1-1-2-2-2-1-2	4-1-3-0-0-0-2
Texas Southern	Feb 18	*5-0-6-3-3-2-2	0-1-0-0-0-0-0	3-2-4-2-2-0-3

MISSOURI STATE BASEBALL

Games 5-6 | MISSOURI STATE BEARS at CENTRAL ARKANSAS BEARS | Feb. 25, 2018 | Conway, Ark. | Bear Stadium (1,000) | KBFL 1060 AM/96.9 FM (Corey Riggs)

GAME-BY-GAME LINEUPS

Date	Opponent	1st	2nd	3rd	4th	5th	6th	7th	8th	9th
Feb. 16	vs. Texas Southern	Privitera	Steinmetz	Eierman	Zimmerman	Millas	Whetstone	Geha	Brown	Duffy
Feb. 16	at Lamar	Privitera	Steinmetz	Eierman	Millas	Zimmerman	Whetstone	Geha	Duffy	Brown
Feb. 17	at Lamar	Privitera	Steinmetz	Eierman	Zimmerman	Millas	Geha	Duffy	Whetstone	Brown
Feb. 18	vs. Texas Southern	Privitera	Steinmetz	Eierman	Whetstone	Millas	Duffy	Fitzpatrick	Geha	Faith
Feb. 23	at Central Arkansas									
Feb. 24	at Central Arkansas									
Feb. 25	at Central Arkansas									
Feb. 27	at Oral Roberts									
March 2	vs. St. Joseph's									
March 3	at ECU									
March 4	vs. Pepperdine									
March 7	Oklahoma State									
March 9	Arkansas State									
March 10	Arkansas State									
March 11	Arkansas State									
March 13	Oral Roberts									
March 17	vs. Seton Hall									
March 17	at Oklahoma State									
March 20	Southeast Missouri									
March 21	Murray State									
March 23	CSUN									
March 24	CSUN									
March 25	CSUN									
March 27	at Kansas									
March 30	at Indiana State									
March 31	at Indiana State									
April 1	at Indiana State									
April 3	vs. Missouri									
April 6	Evansville									
April 7	Evansville									
April 8	Evansville									
April 10	Missouri									
April 13	Oregon State									
April 13	Oregon State									
April 14	Oregon State									
April 17	at Arkansas									
April 20	Illinois State									
April 21	Illinois State									
April 22	Illinois State									
April 24	at Missouri									
April 27	at Bradley									
April 28	at Bradley									
April 29	at Bradley									
May 2	Kansas									
May 4	at Valparaiso									
May 5	at Valparaiso									
May 6	at Valparaiso									
May 11	Southern Illinois									
May 12	Southern Illinois									
May 13	Southern Illinois									
May 17	at DBU									
May 18	at DBU									
May 19	at DBU									

Bold indicates home game

MISSOURI STATE BASEBALL

Games 5-6 | MISSOURI STATE BEARS at CENTRAL ARKANSAS BEARS | Feb. 25, 2018 | Conway, Ark. | Bear Stadium (1,000) | KBFL 1060 AM/96.9 FM (Corey Riggs)

GAME-BY-GAME DEFENSIVE LINEUPS

Date	Opponent	P	C	1B	2B	3B	SS	LF	CF	RF	DH
Feb. 16	vs. Texas Southern	Knight	Geha	Whetstone	Privitera	Brown	Eierman	Zimmerman	Steinmetz	Duffy	Millas
Feb. 16	at Lamar	Coleman	Geha	Whetstone	Privitera	Brown	Eierman	Zimmerman	Steinmetz	Duffy	Millas
Feb. 17	at Lamar	Buckner	Geha	Whetstone	Privitera	Brown	Eierman	Zimmerman	Steinmetz	Duffy	Millas
Feb. 18	vs. Texas Southern	McAlister	Geha	Whetstone	Privitera	Faith	Eierman	Fitzpatrick	Steinmetz	Duffy	Millas
Feb. 23	at Central Arkansas										
Feb. 24	at Central Arkansas										
Feb. 25	at Central Arkansas										
Feb. 27	at Oral Roberts										
March 2	vs. St. Joseph's										
March 3	at ECU										
March 4	vs. Pepperdine										
March 7	Oklahoma State										
March 9	Arkansas State										
March 10	Arkansas State										
March 11	Arkansas State										
March 13	Oral Roberts										
March 17	vs. Seton Hall										
March 17	at Oklahoma State										
March 20	Southeast Missouri										
March 21	Murray State										
March 23	CSUN										
March 24	CSUN										
March 25	CSUN										
March 27	at Kansas										
March 30	at Indiana State										
March 31	at Indiana State										
April 1	at Indiana State										
April 3	vs. Missouri										
April 6	Evansville										
April 7	Evansville										
April 8	Evansville										
April 10	Missouri										
April 13	Oregon State										
April 13	Oregon State										
April 14	Oregon State										
April 17	at Arkansas										
April 20	Illinois State										
April 21	Illinois State										
April 22	Illinois State										
April 24	at Missouri										
April 27	at Bradley										
April 28	at Bradley										
April 29	at Bradley										
May 2	Kansas										
May 4	at Valparaiso										
May 5	at Valparaiso										
May 6	at Valparaiso										
May 11	Southern Illinois										
May 12	Southern Illinois										
May 13	Southern Illinois										
May 17	at DBU										
May 18	at DBU										
May 19	at DBU										

Bold indicates home game

MISSOURI STATE BASEBALL

Games 5-6 | MISSOURI STATE BEARS at CENTRAL ARKANSAS BEARS | Feb. 25, 2018 | Conway, Ark. | Bear Stadium (1,000) | KBFL 1060 AM/96.9 FM (Corey Riggs)

MISSOURI STATE RECORDS SUMMARY

Individual Batting

Games Played

Season: 66, Dant'e Brinkley, Adam Pummill, Brooks Colvin, Shaun Marcum, Rick Wilson, 2003
Career: 236, Matt Gardner, 1999-02

At-Bats

Game: 8, Earnie Johnson, Pat Kelly and Mark Neff, 5/1/88 vs. ORU;
Ryan Gotcher and Chris Taylor, 4/6/04 vs. Arkansas; Adam Pummill, 2/25/06 vs. UNC Greensboro
Season: 278, Dant'e Brinkley, 2003
Career: 972, Matt Gardner, 1999-02

Runs

Game: 6, Bobby McCulloch, 5/6/75 vs. SIU Edwardsville; Larry Doss, 5/9/87 vs. Eastern Illinois and Lance Burkhardt, 3/6/97 vs. Missouri Baptist
Season: 90, Matt Cepicky, 1999
Career: 243, Matt Gardner, 1999-02

Hits

Game: 7, Greg Resz, 3/5/91 vs. Lincoln
Season: 96, Steve Hacker and Dave Slemmer, 1995; Dant'e Brinkley, 2003
Career: 316, Matt Gardner, 1999-02

Singles

Game: 5, Jim Schaefer, 5/27/78 vs. Eastern Illinois; Keith Champion, 5/11/81 vs. Central Missouri; Greg Resz, 3/5/91 vs. Lincoln; Todd DeBrynn, 5/3/92 vs. UNI; Alex Manary, 3/22/94 vs. Minnesota
Season: 76, Bill Mueller, 1991
Career: 241, Kevin Medrano, 2009-12

Doubles

Game: 3, on 22 occasions, last time by Justin Paulsen, 4/29/17 at Evansville
Season: 26, Steve Meyer, 1986
Career: 67, Brayden Drake, 2006-09

Triples

Game: 3, Ken Brown, 4/8/66 vs. Missouri S&T
Season: 12, Dant'e Brinkley, 2001
Career: 20, Mark Garrett, 1979-82

Home Runs

Game: 4, John Knott, 5/2/92 vs. UNI
Season: 37, Steve Hacker, 1995
Career: 63, Jason Hart, 1996-98

Runs Batted-In

Game: 11, John Knott, 5/2/92 vs. UNI
Season: 100, Matt Cepicky, 1999
Career: 203, Jason Hart, 1996-98

Batting Average

Season: .442, J. D. Warner, 1983
Career: .426, J. D. Warner, 1982-83
Career (4 years): .376, Bill Mueller, 1990-93

Consecutive Games Hitting Safely

30, Brayden Drake, 4/27/08-3/25/09

Total Bases

Game: 17, John Knott, 5/2/92 vs. UNI
Season: 225, Steve Hacker, 1995
Career: 506, Jason Hart, 1996-98

Extra-Base Hits

Game: 5, Larry Doss, 5/9/87 vs. Eastern Illinois
Season: 55, Steve Hacker, 1995
Career: 116, Jason Hart, 1996-98

Slugging Average

Season: .957, Steve Hacker, 1995
Career: .725, Jason Hart, 1996-98

Hit By Pitch

Game: 3, Jud Kindle, 2/20/04 vs. Little Rock
Ryan Mantle, 2/22/08 vs. DBU; Brayden Drake, 5/11/08 vs. Middle Tennessee
Season: 23, Jeremy Isenhower, 2002
Career: 41, Ben Carlson, 2007-09

Walks

Game: 5, Cory Krueger, 3/15/91 vs. Austin Peay; Steve Hacker, 4/23/95 vs. UNI; and Lance Burkhardt, 2/14/97 vs. Nevada
Season: 55, Dylan Becker, 2015
Career: 154, Bill Mueller, 1990-93

Strikeouts

Game: 5, Greg Mathis, 5/1/01 vs. Missouri; Tyler Ryan, 2/26/10 at UTA
Season: 74, Ryan Howard, 2001
Career: 207, Nick Kays, 1997-00

On-Base Percentage

Season: .563, Dan Iseminger, 1983
Career: .493, Rick Clarkston, 1983-84

Sacrifice Hits

Game: 3, Joey Hawkins, 5/22/14 vs. Bradley; Ken Watkins, 5/23/69 vs. Minnesota State
Season: 29, Joey Hawkins, 2015
Career: 62, Joey Hawkins, 2012-15

Sacrifice Flies

Game: 2, held by many players
Season: 9, Brooks Colvin, 2003
Career: 17, Brooks Colvin, 2001-04

Stolen Bases

Game: 4, Larry Doss, 3/6/86 vs. Evangel; Greg Brewer, 4/15/86 vs. Evangel
Season: 30, Greg Brewer, 1986
Career: 69, Dant'e Brinkley, 2000-03

Game-Winning RBI

Season: 13, Steve Meyer, 1986; Steve Hacker, 1995
Career: 23, Steve Hacker, 1993-95

Individual Fielding

Putouts

Game: 19, Tom Hodge, 3/23/67 vs. Oklahoma Christian; Tim Rafferty, 2/25/06 vs. UNC Greensboro; Connor Smith, 3/29/14 vs. Southern Illinois
Season: 545, Justin Paulsen, 2015
Career: 1,588, Justin Paulsen, 2015-17

Assists

Game: 10, Curt Courtwright, 5/10/09 at Creighton
Season: 192, Joey Hawkins, 2015
Career: 656, Chris Curry, 1995-98

Errors

Game: 4, set on 5 occasions, last time by Jon Hale, 3/3/96 vs. ORU
Season: 30, Brooks Colvin, 2001
Career: 73, Brooks Colvin, 2001-04

Total Chances

Game: 21, Brian Mahaffey, 5/1/88 vs. ORU
Season: 601, Jason Hart, 1997
Career: 1,703, Justin Paulsen, 2015-17

Double Plays

Game: 5, Ryan Howard, 3/30/99 vs. SE Missouri
Season: 60, Ryan Howard, 1999
Career: 151, Ryan Howard, 1999-01

Fielding Average

Season: 1.000, Bill Helfrecht, 1968; Jim Anderson, 1970; Corby Fister and Cory Krueger, 1989; Chad Lakin and Cory Krueger, 1990; Shawn Padgett, 1991; Chad Lakin, 1992; Micah Holst, 1999; Dant'e Brinkley, 2002; Nolan Keane, 2008; Aaron Conway, 2010
Career: .992, Steve Seal, 1969-70

Individual Pitching

Games

Season: 37, Jake Fromson, 2017
Career: 88, Bryan Young, 2014-17

Games Started

Season: 17, Doug Still, 2017; Matt Hall, 2015; Cody Schumacher, 2012
Career: 49, Brad Ziegler, 2000-03

Complete Games

Season: 10, Brian Wisser, 1986
Career: 18, Brad Ziegler, 2000-03

Innings Pitched

Game: 11.0, John Rheinecker, 3/3/01 vs. Arkansas State
Season: 125.0, Matt Hall, 2015
Career: 365.0, Brad Ziegler, 2000-03

Consecutive Scoreless Innings Pitched

Season: 38.1, Nick Petree, 4/6/12 to 5/17/12
Career: 38.1, Nick Petree, 4/6/12 to 5/17/12

Hits Allowed

Game: 16, Tom Fulkerson, 3/19/85 vs. UTA
Season: 115, Brad Ziegler, 2003
Career: 371, Brad Ziegler, 2000-03

Fewest Hits Allowed

Game: 0, Steve Dunn, 4/12/79 vs. Evangel (5 inn.); Scott Buchheit-Darrell Maus-Matt Brewer-Terry Menown, 3/14/89 vs. Lincoln; Mike Whitley, 5/2/94 vs. SE Missouri (7 inn.)

Runs Allowed

Game: 13, Rand Chappell, 3/20/84 vs. Southern; Scott Prince, 3/11/85 vs. Indiana State
Season: 71, Jim Gibbs, 1987; Jarrod Mays, 1996
Career: 207, John Hardin, 1996-00

Earned Runs Allowed

Game: 12, Mike Hill, 4/18/75 vs. Central Missouri; Scott Prince, 3/11/85 vs. Indiana State
Season: 63, Scott Geitz, 1998
Career: 169, John Hardin, 1996-00

Walks Allowed

Game: 10, Stean Thornton, 5/2/76 vs. UMSL
Season: 75, Dirk Lindauer, 1991
Career: 206, Mike Whitley, 1992-95

Strikeouts

Game: 17, Charles Burt, 5/16/69 vs. Northwest Missouri State; Gary Wilson, 3/23/67 vs. Oklahoma Christian
Season: 171, Matt Hall, 2015
Career: 330, Brad Ziegler, 2000-03

Earned Run Average

Season: 0.59, Dick Jones, 1971
Career: 1.55, Dick Jones, 1969-72

Wins

Season: 12, Matt Hall, 2015; Brad Ziegler, 2003
Career: 32, Brad Ziegler, 2000-03

Losses

Season: 9, Brett Sinkbeil, 2005; Pat Doyle, 2010; Mike Kickham, 2010
Career: 16, Gary Wilson, 1964-67; Dustin Tignor, 1996-00; Pat Doyle, 2007-10

Winning Percentage

Season (6 or more wins): 1.000, Sam Perez, 2016; Bryan Young, 2015; Ken Watkins, 1969; Jody Payne, 1978; Kirby Cannon, 1980; Dan Harwell, 1983; Tim Clubb, 2008
Career: .909, Sam Perez, 2013-16; Greg Reed, 1987-88

Shutouts

Season: 3, Ken Watkins, 1969; Steve Dunn, 1979; Greg Reed, 1988; Craig Sands, 1990; Paul Marsala, 2004
Career: 4, Ken Watkins, 1967-70

Saves

Season: 16, Bryan Young, 2015
Career: 35, Bryan Young, 2014-17

Team Batting

Games Played

Season: 66, 2003

At-Bats

Game: 64, 5/1/88 vs. ORU
Season: 2,260, 2002

Runs

Game: 37, 3/7/88 vs. Benedictine
Season: 607, 1999

Hits

Game: 34, 3/7/88 vs. Benedictine; 3/21/89 vs. UMBC
Season: 720, 2002

Doubles

Game: 10, 3/11/95 vs. Truman
Season: 149, 2002

Triples

Game: 6, 4/8/66 vs. Missouri S&T
Season: 36, 2001

Home Runs

Game: 12, 4/20/99 vs. Pittsburg State
Season: 144, 1999

Runs Batted-In

Game: 36, 3/7/88 vs. Benedictine
Season: 561, 1999

Batting Average

Season: .373, 1981

Total Bases

Game: 72, 4/20/99 vs. Pittsburg State
Season: 1,275, 1999

Extra-Base Hits

Game: 19, 4/20/99 vs. Pittsburg State
Season: 270, 1999

Slugging Average

Season: .626, 1999

Game-Winning RBI

Season: 45, 1986

Hit By Pitch

Game: 9, 2/22/08 vs. DBU; 5/11/08 vs. Middle Tennessee
Season: 80, 2004

Walks

Game: 18, 4/5/16 vs. Saint Louis
Season: 351, 2017

Strikeouts

Game: 26, 2/26/10 at UTA
Season: 516, 2010

Fewest Strikeouts

Season: 116, 1981

Sacrifice Hits

Game: 6, 4/25/81 vs. UMSL
Season: 54, 2015

Sacrifice Flies

Game: 5, 5/19/02 vs. Indiana State; 4/3/07 vs. SEMO
Season: 44, 2002

Stolen Bases

Game: 10, 3/18/85 vs. North Texas; 4/15/86 vs. Evangel
Season: 118, 1986

Team Fielding

Putouts

Game: 48, 5/1/88 vs. ORU; 4/6/04 vs. Arkansas
Season: 1,703, 2003

Assists

Game: 25, 5/1/88 vs. ORU
Season: 686, 1997

Errors

Game: 11, 3/14/64 vs. Arkansas State
Season: 134, 1984

Fewest Errors

Season: 37, 1968

Total Chances

Game: 74, 5/1/88 vs. ORU
Season: 2,456, 2002

Double Plays

Game: 5, 3/15/85 vs. Missouri Western
Season: 66, 1986

Fielding Average

Season: .976, 2015

Team Pitching

Complete Games

Season: 34, 1986

Innings Pitched

Game: 16, 5/1/88 vs. ORU; 4/6/04 vs. Arkansas
Season: 567.2, 2003

Walks

Game: 17, 5/25/97 vs. Rice
Season: 317, 1992

Strikeouts

Game: 19, 3/23/67 vs. Oklahoma Christian
Season: 560, 2017

Shutouts

Season: 11, 2012

Saves

Season: 18, 2015 and 2011

Earned Run Average

Season: 2.57, 2012

MISSOURI STATE BASEBALL

Games 5-6 | MISSOURI STATE BEARS at CENTRAL ARKANSAS BEARS | Feb. 25, 2018 | Conway, Ark. | Bear Stadium (1,000) | KBFL 1060 AM/96.9 FM (Corey Riggs)

MISSOURI STATE SINGLE-SEASON RECORDS

Hitting				Pitching				Fielding			
Games				Games				Games Started			
Dant'e Brinkley (03)	66	Dant'e Brinkley (03)	278	Matt Cepicky (99)	90	Jake Fromson (17)	37	Doug Still (17)	17	Justin Paulsen (15)	545
Brooks Colvin (03)	66	Brooks Colvin (03)	267	Matt Gardner (99)	82	Sam Perez (16)	36	Matt Hall (15)	17	Jason Hart (97)	543
Shaun Marcum (03)	66	Matt Gardner (02)	256	Micah Holst (99)	75	Zach Merciez (15)	31	Cody Schumacher (12)	17	Justin Paulsen (17)	536
Adam Pummill (03)	66	Greg Mathis (02)	251	Jason Hart (98)	71	Bryan Young (15)	30	Dylan Coleman (17)	16	Jason Hart (96)	531
Rick Wilson (03)	66	Dave Slemmer (95)	251	Jake Burger (17)	69	Sam Perez (15)	27	Jordan Knutson (16)	16	Justin Paulsen (16)	507
Greg Mathis (03)	65	Matt Gardner (01)	250	Bill Mueller (91)	69	Tyler Burgess (12)	26	Nick Petree (12)	16	Ryan Howard (00)	504
Tony Piazza (03)	64	Dant'e Brinkley (02)	249	Dant'e Brinkley (03)	68	Scott Geitz (95)	26	Chad Mulholland (03)	16	Tim Rafferty (06)	503
Matt Gardner (02)	64	Joey Hawkins (15)	248	Ryan Howard (99)	68	Bryan Young (17)	25	Brad Ziegler (03)	16	Tony Piazza (03)	500
Greg Mathis (02)	64	Helms (12)-Voit (12)	248	Jeremy Eierman (17)	67	Gordon (13)-D. Kickham (11)	25	Eight tied with	15	Luke Voit (12)	499
Tony Piazza (02)	64	Mathis (03)-Medrano (12)	248	Steve Meyer (86)	67	Doyle (07)-Geitz (96)	25			Steve Hacker (95)	497
Hits				Runs				Innings Pitched			
Dant'e Brinkley (03)	96	Bill Mueller (91)	76	Steve Meyer (86)	26	Brian Wisser (86)	10	Matt Hall (15)	125.0	Assists	
Steve Hacker (95)	96	Ben Woodbury (08)	71	Spiker Helms (12)	23	Stacey Burke (86)	8	Chad Mulholland (03)	119.2	Joey Hawkins (15)	192
Dave Slemmer (95)	96	Dant'e Brinkley (03)	67	Brandon Jackson (98)	23	Kirby Cannon (79)	8	Nick Petree (12)	115.1	Joey Hawkins (14)	185
Micah Holst (99)	94	Micah Holst (99)	63	Jake Burger (15)	22	Dick Jones (71)	8	Derek Drage (04)	112.1	Evan Pratte (91)	184
Ben Woodbury (08)	92	Kevin Medrano (12)	62	Matt Gardner (02)	22	Mark Lopinot (70)	8	Brad Ziegler (03)	106.2	Pat Kelly (88)	179
Matt Cepicky (99)	92	Kevin Medrano (10)	62	Chad Lakin (92)	22	Ken Watkins (69)	8	Tim Clubb (08)	103.2	Jeremy Eierman (17)	178
Jason Hart (98)	92	Adam Pummill (03)	62	Lakin (93)-Drake (08)	21	Jim Gibbs (86, 87)	7	Doug Still (17)	103.0	Dan Firiti (00)	178
Jason Hart (97)	91	Brooks Colvin (03)	61	Johnson (88)-Brewer (91)	21	Tom Fulkerson (84)	7	Jon Harris (15)	103.0	Brad Kennedy (96)	175
Brandon Jackson (98)	89	Matt Gardner (99)	60	Howard Bell (86)	21	Rick Brandell (82)	7	Brian Wisser (86)	102.2	Chris Curry (97)	170
Kevin Medrano (10)	86	Six players tied with	59	Kneeshaw (95)-Mantle (08)	20	Newell (66)-Watkins (70)	7	Nick Petree (13)	100.1	Travis McComack (13)	168
Mueller (91)-Brinkley (02)	86			Mahaffey (87)-Hart (96)	20					Dan Firiti (99)	166
Triples				Doubles				Complete Games			
Dant'e Brinkley (01)	12	Steve Hacker (95)	37	Steve Meyer (86)	26	Brian Wisser (86)	10	Matt Hall (15)	125.0	Runs Allowed	
Aaron Conway (09)	8	Matt Cepicky (99)	30	Spiker Helms (12)	23	Stacey Burke (86)	8	Jim Gibbs (87)	71	Jarrod Mays (96)	71
Evan Pratte (90)	8	Jason Hart (98)	28	Jason Hart (98)	23	Kirby Cannon (79)	8	Mike Whitley (93)	71	Tom Clubb (09)	70
Mark Garrett (81)	8	Jon Hale (99)	25	Steve Meyer (86)	23	Derek Drage (04)	107	Scott Geitz (98)	70	Scott Geitz (98)	70
Bobby Narron (80)	8	Spencer Johnson (16)	24	Matt Brewer (91)	21	Mark Lopinot (70)	107	Pat Doyle (10)	66	Pat Doyle (10)	66
Hunter Steinmetz (16)	7	Jeremy Eierman (17)	23	Jake Burger (16)	21	Brian Wisser (86)	104	Mike Kickham (10)	66	Mike Kickham (10)	66
Greg Mathis (01)	7	Nick Kays (99)	23	Spencer Johnson (16)	21	Mike Kickham (10)	101	Bryan Buschhorn (97)	64	Bryan Buschhorn (97)	64
Brad Kennedy (96)	7	Jake Burger (17)	22	Brian Mahaffey (88)	69	Chad Mulholland (03)	101	Mike Whitley (93)	64	Mike Whitley (93)	64
Greg Brewer (86)	7	Jake Burger (16)	21	Jeremy Eierman (17)	68	Blake Barber (11)	100	Brett Sinkbeil (05)	63	Brett Sinkbeil (05)	63
J.D. Warner (83)	7	Brian Mahaffey (88)	21	Jon Hale (99)	68	Jim Gibbs (87)	100	Brad Ziegler (03)	60	Brad Ziegler (03)	60
Game-Winning RBI				Runs Batted-In				Earned Run Allowed			
Steve Hacker (95)	13	Steve Hacker (95)	37	Matt Cepicky (99)	100	Scott Geitz (98)	63	Dick Jones (71)	0.59	Jarrod Mays (96)	60
Steve Meyer (86)	13	Bob Blakley (74)	440	Steve Hacker (95)	95	Jarrod Mays (96)	60	Nick Petree (12)	1.01	Mike Whitley (93)	58
Chris Playter (09)	11	Jim Nichols (65)	438	Jason Hart (98)	91	Pat Doyle (10)	112	Ken Watkins (69)	1.60	Mike Whitley (93)	58
Jake Burger (17)	10	Terry Repp (81)	432	Steve Meyer (86)	83	Derek Drage (04)	107	Craig Sands (90)	1.60	Mike Kickham (10)	56
Matt Brewer (89, 91)	10	Rick Clarkston (85)	427	Matt Brewer (91)	75	Bryan Buschhorn (97)	54	Nick Petree (13)	1.61	Bryan Buschhorn (97)	54
Bax (84)-Bailey (82)	10	Jason Hart (98)	416	Jake Burger (16)	72	Dylan Coleman (17)	53	David Oatman (74)	1.69	Dylan Coleman (17)	53
Brian Mahaffey (87)	9	Steve Meyer (86)	416	Spencer Johnson (16)	70	Jim Gibbs (87)	51	Wes Rhea (64)	1.70	Jim Gibbs (87)	51
Brent Seifert (12)-Matheny (15)	8	Mark Garrett (81)	416	John Knott (92)	500	Tim Clubb (09)	50	Jan Schmidt (72)	1.80	Tim Clubb (09)	50
Pratte (91)-Cepicky (99)	8	Brayden Drake (09)	414	Keith Champion (81)	495	Brad Ziegler (03)	50	Dale Bowling (89)	1.88	Brad Ziegler (03)	50
Dave (81)-Bartlett (90)	8	Matt Cepicky (99)	414	Rick Clarkston (84)	493	Paul Crain (91)	48	Mike Hill (76)	1.97	Paul Crain (91)	48
Extra-Base Hits				On-Base Percentage				Earned Run Average			
Steve Hacker (95)	55	Steve Hacker (95)	225	Danny Iseminger (83)	563	Scott Geitz (98)	63	Dick Jones (71)	0.59	Jarrod Mays (96)	60
Steve Meyer (86)	48	Matt Cepicky (99)	193	Jim Nichols (65)	561	Jarrod Mays (96)	60	Nick Petree (12)	1.01	Mike Whitley (93)	58
Jason Hart (98)	43	Jason Hart (98)	191	Rick Clarkston (85)	535	Mike Whitley (93)	58	Ken Watkins (69)	1.60	Mike Whitley (93)	58
Spencer Johnson (16)	41	Steve Meyer (86)	173	Doug Bagby (83)	509	Mike Kickham (10)	56	Craig Sands (90)	1.60	Mike Kickham (10)	56
Matt Cepicky (99)	40	Jason Hart (97)	168	Cal Armstrong (73)	506	Bryan Buschhorn (97)	54	Nick Petree (13)	1.61	Bryan Buschhorn (97)	54
Jeremy Eierman (17)	39	Dave Slemmer (95)	165	Mark Garrett (81)	503	Dylan Coleman (17)	53	David Oatman (74)	1.69	Dylan Coleman (17)	53
Lance Burkhardt (96)	38	Jeremy Eierman (17)	164	Mark Cepicky (99)	500	Jim Gibbs (87)	51	Wes Rhea (64)	1.70	Jim Gibbs (87)	51
Matt Cepicky (98)	37	Jake Burger (16)	162	John Knott (92)	500	Tim Clubb (09)	50	Jan Schmidt (72)	1.80	Tim Clubb (09)	50
Jason Hart (97)	37	Jake Burger (17)	160	Keith Champion (81)	495	Brad Ziegler (03)	50	Dale Bowling (89)	1.88	Brad Ziegler (03)	50
Dave Slemmer (95)	37	Hale (99)-Cepicky (98)	159	Rick Clarkston (84)	493	Paul Crain (91)	48	Mike Hill (76)	1.97	Paul Crain (91)	48
Walks				Slugging Average				Earned Run Average			
Dylan Becker (15)	55	Ryan Howard (01)	74	Steve Hacker (95)	957	Scott Geitz (98)	63	Dick Jones (71)	0.59	Jarrod Mays (96)	60
Bill Mueller (91)	52	Tony Piazza (02)	69	Mark Mennemeier (77)	896	Jarrod Mays (96)	60	Nick Petree (12)	1.01	Mike Whitley (93)	58
Spencer Johnson (16)	46	Nick Kays (99)	68	Matt Cepicky (99)	869	Bart Evans (92)	58	Chad Mulholland (03)	117	Ken Watkins (69)	1.60
Spencer Johnson (15)	46	Jeremy Eierman (16)	67	Jason Hart (98)	864	John Hardin (00)	54	Jon Harris (15)	116	Craig Sands (90)	1.60
Spiker Helms (12)	44	Tony Piazza (03)	66	Steve Meyer (86)	859	Bryan Buschhorn (97)	52	Nick Petree (12)	114	Nick Petree (13)	1.61
Brad Kennedy (95)	44	Jeremy Eierman (17)	61	Bob Blakley (74)	820	John Hardin (99)	52	Sam Perez (16)	112	David Oatman (74)	1.69
Burger (17)-Paulsen (15)	43	Hunter Steinmetz (17)	59	Jon Hale (99)	779	Mike Whitley (92)	52	Nick Petree (13)	111	Wes Rhea (64)	1.70
Helms (11)-Keane (08)	42	Dant'e Brinkley (03)	58	Ken Brown (66)	760	Mike Coffrey (86)	51	Ross Detwiler (07)	110	Jan Schmidt (72)	1.80
Fister (90)-Guttin (76)	42	Spencer Johnson (15)	57	Jim Nichols (65)	750	Dylan Coleman (17)	50	Jarrod Mays (95)	107	Dale Bowling (89)	1.88
		Lance Burkhardt (97)	56	Matt Cepicky (98)	729	Coleman (17)-Whitley (94)	49	Coleman (17)-Rheinecker (01)	106	Mike Hill (76)	1.97
Stolen Bases				Hit By Pitch				Strikeouts			
Greg Brewer (86)	30	Joey Hawkins (15)	29	Jeremy Isehower (02)	23	Dirk Lindauer (91)	75	Matt Hall (15)	171	Dirk Lindauer (91)	75
Mike Ruble (88)	29	Joey Hawkins (14)	19	Ben Carlson (09)	22	Mike Whitley (93)	68	Pierce Johnson (12)	119	Mike Whitley (93)	68
John Wahlig (87)	25	Eric Cheray (12)	13	Jud Kindle (04)	20	Bart Evans (92)	58	Chad Mulholland (03)	117	Bart Evans (92)	58
Dant'e Brinkley (02)	25	Joey Hawkins (13)	13	Justin Paulsen (15)	7	John Hardin (00)	54	Jon Harris (15)	116	John Hardin (00)	54
Dant'e Brinkley (03)	24	John Knott (92)	12	Brent Bartlett (90)	7	Bryan Buschhorn (97)	52	Nick Petree (12)	114	Bryan Buschhorn (97)	52
Aaron Conway (10)	24	Toby Gardenhire (04)	11	Evan Pratte (90)	7	John Hardin (99)	52	Sam Perez (16)	112	John Hardin (99)	52
Bill Mueller (92)	23	Kevin Medrano (09)	10	Spencer Johnson (16)	6	Mike Whitley (92)	52	Nick Petree (13)	111	Mike Whitley (92)	52
Larry Doss (86)	22	Travis McComack (13)	10	Medrano (11)-Voit (12)	6	Mike Coffrey (86)	51	Ross Detwiler (07)	110	Mike Coffrey (86)	51
Bill Goedde (86)	20	Ben Woodbury (08)	9	Piazza (02)-McComack (11)	6	Dylan Coleman (17)	50	Jarrod Mays (95)	107	Dylan Coleman (17)	50
Matt Lawson (06)	20	Kneeshaw (96)-Marcum (02)	9	Colvin (02)-Isehower (02)	6	Coleman (16)-Whitley (94)	49	Coleman (17)-Rheinecker (01)	106	Coleman (17)-Rheinecker (01)	106
Three players tied with	19	Kasper (75)-Royle (78)	9	Bartlett (89)-Collier (99)	6						
				Winston (75)-Kelly (88)	6						
Sacrifice Hits				Sacrifice Flies				Victories			
Joey Hawkins (15)	29	Brooks Colvin (03)	9	Brooks Colvin (03)	9	Matt Hall (15)	12	Pat Doyle (10)	9	Pat Doyle (10)	9
Joey Hawkins (14)	19	Greg Mathis (02)	8	Greg Mathis (02)	8	Brad Ziegler (03)	12	Mike Kickham (10)	9	Mike Kickham (10)	9
Eric Cheray (12)	13	Dylan Becker (15)	7	Dylan Becker (15)	7	Tim Clubb (08)	11	Brett Sinkbeil (05)	9	Brett Sinkbeil (05)	9
Joey Hawkins (13)	13	Justin Paulsen (15)	7	Justin Paulsen (15)	7	Buddy Baumann (09)	11	Derek Drage (04)	7	Derek Drage (04)	7
John Knott (92)	12	Brent Bartlett (90)	7	Brent Bartlett (90)	7	Petree (12)-Mulholland (03)	10	Brad Ziegler (00)	7	Brad Ziegler (00)	7
Toby Gardenhire (04)	11	Evan Pratte (90)	7	Evan Pratte (90)	7	Mays (95)-Wisser (86)	10	Jarrod Mays (96)	7	Jarrod Mays (96)	7
Kevin Medrano (09)	10	Spencer Johnson (16)	6	Spencer Johnson (16)	6	Petree (11)-Perez (15)	9	Jim Freie (84)	7	Jim Freie (84)	7
Travis McComack (13)	10	Medrano (11)-Voit (12)	6	Medrano (11)-Voit (12)	6	Garola (97)-Ziegler (01)	9	Gary Wilson (64)	7	Gary Wilson (64)	7
Ben Woodbury (08)	9	Piazza (02)-McComack (11)	6	Piazza (02)-McComack (11)	6	Gibbs (87)-Lindauer (91)	9	Six players tied with	6	Six players tied with	6
Kneeshaw (96)-Marcum (02)	9	Colvin (02)-Isehower (02)	6	Colvin (02)-Isehower (02)	6	Watkins (69)-Anderson (80)	9				
Kasper (75)-Royle (78)	9	Bartlett (89)-Collier (99)	6	Bartlett (89)-Collier (99)	6						
		Winston (75)-Kelly (88)	6	Winston (75)-Kelly (88)	6						
Saves				Winning Percentage				Shutouts			
Bryan Young (15)	16	Brooks Colvin (03)	9	Sam Perez (16)	1.000	Paul Marsala (04)	3	Paul Marsala (04)	3	Paul Marsala (04)	3
Dan Kickham (11)	13	Greg Mathis (02)	8	Bryan Young (15)	1.000	Craig Sands (90)	3	Craig Sands (90)	3	Craig Sands (90)	3
Shaun Marcum (03)	13	Eric Cheray (12)	7	Tim Clubb (08)	1.000	Greg Reed (88)	3	Greg Reed (88)	3	Greg Reed (88)	3
Bryan Young (16)	11	Joey Hawkins (13)	7	Dann Whiteside (90)	1.000	Steve Dunn (79)	3	Steve Dunn (79)	3	Steve Dunn (79)	3
Tyler Burgess (12)	11	John Knott (92)	7	Chann Harwell (83)	1.000	Ken Watkins (69)	3	Ken Watkins (69)	3	Ken Watkins (69)	3
Chris Krawczyk (06)	9	Toby Gardenhire (04)	7	Kirby Cannon (80)	1.000	12 players tied with	2	12 players tied with	2	12 players tied with	2
Bryan Young (17)	8	Kevin Medrano (09)	6	Jody Payne (78)	1.000						
Matt Frevert (08)	8	Travis McComack (13)	6	Ken Watkins (69)	1.000						
Grant Gordon (10)	7	Ben Woodbury (08)	9	Buddy Baumann (09)	1.000						
Tony Floyd (88)	7	Kneeshaw (96)-Marcum (02)	9	Jarrod Mays (95)	.917						
		Kasper (75)-Royle (78)	9	Sam Perez (15)	.900						
				Steve Anderson							

MISSOURI STATE BASEBALL

Games 5-6 | MISSOURI STATE BEARS AT CENTRAL ARKANSAS BEARS | Feb. 25, 2018 | Conway, Ark. | Bear Stadium (1,000) | KBFL 1060 AM/96.9 FM (Corey Riggs)

MISSOURI STATE CAREER RECORDS

Hitting

Games	At Bats	Runs	Games	At Bats	Runs
Matt Gardner (99-02)	236	Matt Gardner (99-02)	972	Matt Gardner (99-02)	243
Greg Mathis (00-03)	232	Kevin Medrano (09-12)	895	Bill Mueller (90-93)	234
Chris Curry (95-98)	227	Greg Mathis (00-03)	873	Micah Holst (96-99)	217
Brooks Colvin (01-04)	224	Micah Holst (96-99)	865	Dan'te Brinkley (00-03)	188
Micah Holst (96-99)	223	Chris Curry (95-98)	843	Chris Curry (95-98)	188
Evan Pratte (88-91)	220	Brayden Drake (06-09)	817	Jason Hart (96-98)	183
Kevin Medrano (09-12)	217	Dan'te Brinkley (00-03)	813	Mark Garrett (79-82)	180
Dylan Becker (12-15)	216	Brooks Colvin (01-04)	806	Evan Pratte (88-91)	176
Bill Mueller (90-93)	216	Luke Voit (10-13)	776	Kevin Medrano (09-12)	170
Dan'te Brinkley (00-03)	215	Evan Pratte (88-91)	773	Matt Cepicky (97-99)	170
Hits	Singles	Doubles	Hits	Singles	Doubles
Matt Gardner (99-02)	316	Kevin Medrano (09-12)	241	Brad Ziegler (00-03)	67
Kevin Medrano (09-12)	310	Bill Mueller (90-93)	222	Nick Petree (11-13)	62
Bill Mueller (90-93)	289	Matt Gardner (99-02)	213	Chad Lakin (90-93)	59
Micah Holst (96-99)	284	Micah Holst (96-99)	200	Chris Curry (95-98)	57
Dan'te Brinkley (00-03)	279	Dan'te Brinkley (00-03)	190	Kevin Medrano (09-12)	54
Brayden Drake (06-09)	268	Evan Pratte (88-91)	190	Dan'te Brinkley (00-03)	54
Chris Curry (95-98)	266	Brooks Colvin (01-04)	188	Jason Hart (96-98)	52
Jason Hart (96-98)	263	Greg Mathis (00-03)	179	Steve Hacker (93-95)	50
Greg Mathis (00-03)	262	Chris Curry (95-98)	168	Spencer Johnson (13-16)	49
Evan Pratte (88-91)	259	Brayden Drake (06-09)	167	Brian Mahaffey (85-88)	49
Triples	Home Runs	Runs Batted-In	Triples	Home Runs	Runs Batted-In
Mark Garrett (79-82)	20	Jason Hart (96-98)	63	Jason Hart (96-98)	203
Dan'te Brinkley (00-03)	19	Nick Kays (97-00)	60	Nick Kays (97-00)	192
Aaron Conway (08-11)	16	Steve Hacker (93-95)	59	Steve Hacker (93-95)	184
Evan Pratte (88-91)	15	Matt Cepicky (97-99)	51	Ryan Howard (99-01)	183
Greg Mathis (00-03)	13	Ryan Howard (99-01)	50	Matt Cepicky (97-99)	183
Micah Holst (96-99)	13	Jake Burger (15-17)	47	Matt Gardner (99-02)	182
Jeremy Isenhower (01-02)	12	Brian Mahaffey (85-88)	42	Jake Burger (15-17)	179
Bill Mueller (90-93)	12	Ben Carlson (07-09)	38	Brayden Drake (06-09)	176
J.D. Warner (82-83)	12	Chris Curry (95-98)	37	Micah Holst (96-99)	175
Blakley (74-77)-Snider (76-79)	12	Matt Gardner (99-02)	36	Brian Mahaffey (85-88)	175
Game-Winning RBI	Batting Average	On-Base Percentage	Game-Winning RBI	Batting Average	On-Base Percentage
Steve Hacker (93-95)	23	J.D. Warner (82-83)	426	Rick Clarkston (83-84)	493
Matt Brewer (89-91)	22	Danny Iseminger (83-84)	406	Danny Iseminger (83-84)	492
Matt Gardner (99-02)	19	Rick Clarkston (84-85)	405	Jeff Kaiser (87-88)	489
Luke Voit (10-13)	18	Jeff Kaiser (87-88)	402	Korby Fister (89-90)	483
Matt Cepicky (97-99)	18	Rick Hardesty (82-83)	384	Bill Mueller (90-93)	481
Evan Pratte (88-91)	18	Larry Doss (86-87)	380	J.D. Warner (82-83)	469
Jake Burger (15-17)	17	Matt Cepicky (97-99)	378	Dave Herbert (80-83)	467
Chris Playter (05-09)	17	Jason Hart (96-98)	377	Larry Goessling (77-78)	466
Jason Hart (96-98)	17	Larry Goessling (77-78)	377	Doug Bagby (72-73)	462
Brian Mahaffey (85-88)	17	Bill Mueller (90-93)	376	Terry Burke (79-80)	460
Extra-Base Hits	Total Bases	Slugging Average	Extra-Base Hits	Total Bases	Slugging Average
Jason Hart (96-98)	116	Jason Hart (96-98)	506	Jason Hart (96-98)	.725
Steve Hacker (93-95)	110	Matt Gardner (99-02)	496	Steve Hacker (93-95)	.708
Matt Gardner (99-02)	103	Steve Hacker (93-95)	466	Matt Cepicky (97-99)	.706
Nick Kays (97-00)	102	Nick Kays (97-00)	460	Brian Mahaffey (85-87)	.688
Brayden Drake (06-09)	101	Micah Holst (96-99)	447	Ryan Howard (99-01)	.662
Jake Burger (15-17)	100	Matt Cepicky (97-99)	444	Mark Menneisier (77-78)	.662
Chris Curry (95-98)	98	Chris Curry (95-98)	442	Larry Goessling (77-78)	.660
Matt Cepicky (97-99)	97	Jake Burger (15-17)	440	Lance Burkhardt (96-97)	.655
Brian Mahaffey (85-88)	95	Brayden Drake (06-09)	431	Bob Blakley (74-77)	.653
Spencer Johnson (13-16)	91	Dan'te Brinkley (00-03)	419	Brad Kennedy (95-96)	.647
Walks	Strikeouts	Hit By Pitch	Walks	Strikeouts	Hit By Pitch
Bill Mueller (90-93)	154	Nick Kays (97-00)	207	Ben Carlson (07-09)	41
Spencer Johnson (13-16)	133	Spencer Johnson (13-16)	179	Matt Gardner (99-02)	33
Eric Chery (12-15)	129	Ryan Howard (99-01)	176	Micah Holst (96-99)	33
Dylan Becker (12-15)	124	Greg Mathis (00-03)	176	Aaron Conway (08-11)	31
Justin Paulsen (15-17)	118	Dan'te Brinkley (00-03)	172	Jeremy Isenhower (01-02)	30
Matt McCormack (09-13)	116	Matt Gardner (99-02)	156	Tate Matheny (13-15)	29
J.J. Scerba (92-96)	104	Aaron Conway (08-11)	150	Brayden Drake (06-09)	28
Nolan Keane (05-08)	102	Jeff Sauer (92-95)	145	Jake Burger (15-17)	24
Chris Curry (95-98)	98	Travis McCormack (09-13)	142	Dan Kneeshaw (92-96)	24
Mark Garrett (79-82)	96	Tony Piazza (02-03)	135	J.J. Scerba (92-96)	24
Stolen Bases	Sacrifice Hits	Sacrifice Flies	Stolen Bases	Sacrifice Hits	Sacrifice Flies
Dan'te Brinkley (00-03)	69	Joey Hawkins (12-15)	62	Brooks Colvin (01-04)	17
Aaron Conway (08-11)	69	Kevin Medrano (09-12)	28	Greg Reed (87-88)	16
Bill Mueller (90-93)	65	Eric Chery (12-15)	25	Justin Paulsen (15-17)	15
Mark Garrett (79-82)	54	Travis McCormack (09-13)	20	Evan Pratte (88-91)	14
Micah Holst (96-99)	52	Brooks Colvin (01-04)	20	Luke Voit (10-13)	13
Mike Ruble (84-88)	52	Dan Kneeshaw (92-96)	19	Dan'te Brinkley (00-03)	13
Bobby Narron (77-80)	49	Bill Mueller (90-93)	18	Brent Bartlett (89-90)	13
Jeff Sauer (92-94)	44	Evan Pratte (88-91)	18	Matt Gardner (99-02)	12
Greg Mathis (00-03)	43	Aaron Conway (08-11)	17	John Knott (92)	12
Four players tied with	41	Mike Royle (77-80)	17		

Statistical Minimums: Batting Average, Slugging Average and On Base Percentage based on minimum of 150 at bats in career; Fielding Average based on minimum of 150 total chances; Earned Run Average based on a minimum of 75.0 IP; Winning Percentage based on a minimum of 10 victories.

Pitching

Games	Games Started	Games	Games Started
Bryan Young (14-17)	88	Brad Ziegler (00-03)	49
Scott Geitz (95-98)	87	Jordan Knutson (14-17)	46
Zach Merciez (12-15)	84	John Hardin (96-00)	46
Grant Gordon (10-13)	82	Aaron Meade (08-10)	41
Sam Perez (13-16)	80	Nick Petree (11-13)	41
Pat Doyle (07-10)	73	Brett Sinkbeil (04-06)	40
Chris Krawczyk (03-06)	70	Jon Harris (13-15)	39
Jordan Knutson (14-17)	68	Jeff Gray (01-04)	39
Brad Ziegler (00-03)	66	Kirby Cannon (77-80)	39
Andrew Jefferson (99-02)	64	Chery (13-16)-Clubb (07-09)	37
Complete Games	Innings Pitched	Complete Games	Innings Pitched
Brad Ziegler (00-03)	18	Brad Ziegler (00-03)	365.0
Ken Watkins (67-70)	18	Nick Petree (11-13)	311.2
Kirby Cannon (77-80)	16	Jordan Knutson (14-17)	281.0
Dale Bowling (85-89)	15	Jeff Gray (01-04)	279.2
Wade Palmer (73-76)	15	Tim Clubb (07-09)	278.0
Gary Wilson (64-67)	15	John Hardin (96-00)	266.0
Jim Gibbs (85-87)	14	Jon Harris (13-15)	259.1
Mark Lopinot (70-71)	14	Scott Geitz (95-98)	258.2
Dick Jones (69-72)	14	Matt Hall (13-15)	244.0
Wisser (85-86)-Crain (89-91)	13	Jarrod Mays (94-96)	242.2
Hits Allowed	Runs Allowed	Hits Allowed	Runs Allowed
Brad Ziegler (00-03)	371	John Hardin (96-00)	207
Jeff Gray (01-04)	297	Brad Ziegler (00-03)	205
Jordan Knutson (14-17)	289	Bryan Buschhorn (96-99)	184
Scott Geitz (95-98)	281	Scott Geitz (95-98)	183
Tim Clubb (07-09)	277	Jeff Gray (01-04)	175
John Hardin (96-00)	276	Pat Doyle (07-10)	157
Jarrod Mays (94-96)	266	Ben Walker (94-98)	154
Bryan Buschhorn (96-99)	259	Mike Whitley (92-95)	154
Nick Petree (11-13)	250	Jordan Knutson (14-17)	153
Pat Doyle (07-10)	243	Tim Clubb (07-09)	150
Earned Runs Allowed	Earned Run Average	Earned Runs Allowed	Earned Run Average
John Hardin (96-00)	169	Dick Jones (69-72)	1.55
Bryan Buschhorn (96-99)	154	Bryan Young (14-17)	1.69
Scott Geitz (96-98)	148	Nick Petree (11-13)	1.76
Brad Ziegler (00-03)	147	David Oatman (72-74)	1.91
Jordan Knutson (14-17)	136	Mike Hill (75-76)	2.49
Jeff Gray (01-04)	133	John Rheinecker (00-01)	2.50
Mike Whitley (92-95)	128	Ken Watkins (67-70)	2.51
Dustin Tignor (96-00)	122	Tyler Burgess (12-14)	2.65
Jarrod Mays (94-96)	121	Matt Hall (13-15)	2.66
Tim Clubb (07-09)	118	Doug Still (17)	2.88
Walks	Strikeouts	Walks	Strikeouts
Mike Whitley (92-95)	206	Brad Ziegler (00-03)	330
John Hardin (96-00)	191	Nick Petree (11-13)	306
Dave Dickensheet (79-82)	139	Matt Hall (13-15)	275
Steve Anderson (78-81)	128	Brett Sinkbeil (04-06)	256
Scott Geitz (95-98)	125	Jordan Knutson (14-17)	247
Bryan Buschhorn (96-99)	121	Jarrod Mays (94-96)	247
Darren Garrison (86-89)	119	Ross Detwiler (05-07)	244
Kirby Cannon (77-80)	115	Jon Harris (13-15)	243
Dirk Lindauer (90-91)	113	Pierce Johnson (10-12)	227
three players tied with	104	Meade (08-10)-Dickensheet (79-82)	226
Victories	Losses	Victories	Losses
Brad Ziegler (00-03)	32	Pat Doyle (07-10)	16
Nick Petree (11-13)	27	Dustin Tignor (96-00)	16
Kirby Cannon (77-80)	25	Gary Wilson (64-67)	16
Jeff Gray (01-04)	23	Grant Gordon (10-13)	14
Dave Dickensheet (79-82)	23	Brett Sinkbeil (04-06)	14
Tim Clubb (07-09)	21	Brad Ziegler (00-03)	14
Geitz (95-98)-Watkins (67-70)	21	John Hardin (96-00)	14
Sam Perez (13-16)	20	Pierce Johnson (10-12)	13
Garrison (86-89)-Mays (94-96)	20	Jeff Gray (01-04)	13
Palmer (73-76)-Anderson (78-81)	20	Whitley (92-95)-Mays (94-96)	13
Winning Percentage	Shutouts	Winning Percentage	Shutouts
Sam Perez (13-16)	.909	Ken Watkins (67-70)	5
Greg Reed (87-88)	.909	Brett Sinkbeil (04-06)	3
Darren Garrison (86-88)	.870	Brad Ziegler (00-03)	3
Mike Hill (75-76)	.846	Paul Marsala (03-04)	3
Kyle Watkins (67-70)	.840	Tyler Burgess (12-14)	3
Paul Crain (89-90)	.813	John Rheinecker (00-01)	3
Greg Reed (87-88)	.794	Grant Gordon (10-13)	3
Cody Schumacher (12-14)	.789	Dave Dickensheet (79-82)	3
Kirby Cannon (77-80)	.781	Dunn (77-79)-Palmer (73-76)	3
Scott Geitz (95-98)	.778	Hill (75-76)-Lopinot (70-71)	3
Anderson (78-81)-Prince (82-85)	.769	Jones (69-72)-Wilson (64-67)	3

Fielding

Putouts	Assists	Putouts	Assists
Justin Paulsen (15-17)	1588	Chris Curry (95-98)	656
Jason Hart (96-98)	1515	Evan Pratte (88-91)	580
Luke Voit (10-13)	1453	Travis McCormack (09-13)	576
Ryan Howard (99-01)	1409	Kevin Medrano (09-12)	568
Tim Rafferty (02-06)	1275	Joey Hawkins (12-15)	521
Ron Snider (76-79)	1167	Bill Mueller (90-93)	517
J.J. Scerba (92-96)	1006	Brooks Colvin (01-04)	479
Steve Hacker (93-95)	1001	Eric Chery (12-15)	473
Tony Piazza (02-03)	979	Matt Gardner (99-02)	472
Ben Margalski (00-01)	847	Matt Lawson (05-07)	371
Errors	Total Chances	Errors	Total Chances
Brooks Colvin (01-04)	73	Justin Paulsen (15-17)	1703
Matt Gardner (99-02)	67	Jason Hart (96-98)	1645
Brayden Drake (06-09)	65	Luke Voit (10-13)	1637
Chris Curry (95-98)	56	Ryan Howard (99-01)	1546
Mike Royle (77-80)	55	Tim Rafferty (02-06)	1367
Bill Mueller (90-93)	54	Ron Snider (76-79)	1253
Evan Pratte (88-91)	54	Chris Curry (95-98)	1187
Bill Bunton (80-83)	51	J.J. Scerba (92-96)	1155
Thomas (78-81)-McCormack (09-13)	50	Tony Piazza (02-03)	1100
		Steve Hacker (93-95)	1074
Double Plays	Fielding Average	Double Plays	Fielding Average
Jason Howard (99-01)	151	Steve Seal (69-70)	.992
Ryan Hart (96-98)	147	Tate Matheny (13-15)	.991
Chris Curry (95-98)	141	Kyle Paul (07-08)	.991
Justin Paulsen (15-17)	122	Doug Bagby (72-73)	.991
Evan Pratte (88-91)	121	Tony Piazza (02-03)	.990
Kevin Medrano (09-12)	113	Paul Reinsch (82-83)	.990
Travis McCormack (09-13)	111	Steve Hacker (93-95)	.989
Matt Gardner (99-02)	107	Larry Goessling (77-78)	.989
Tim Rafferty (02-06)	105	Fultz (14-16)-Castro (15-16)	.988
Ron Snider (76-79)	95	Ron Snider (76-	

MISSOURI STATE BASEBALL

Games 5-6 | MISSOURI STATE BEARS at CENTRAL ARKANSAS BEARS | Feb. 25, 2018 | Conway, Ark. | Bear Stadium (1,000) | KBFL 1060 AM/96.9 FM (Corey Riggs)

THE LAST TIME...

A Missouri State Hitter Had...

8 at-bats in a game	Adam Pummill vs. UNC Greensboro, 2/25/06
3 at-bats in an inning	Ryan Howard, Nick Kays (both 3-for-3) vs. Evangel, 4/21/99
4 hits in a game	Ben Whetstone vs. Texas Southern, 2/18/18
5+ hits in a game	(5) Jeremy Eierman at Arkansas, 5/17/16
5+ runs in a game	(5) Jake Burger vs. Western Illinois, 3/16/16
4 runs in a game	Jake Burger and Justin Paulsen vs. Kansas, 4/6/16
3+ doubles in a game	(3) Justin Paulsen at Evansville, 4/29/17
2+ triples in a game	(2) Eric Cheray vs. Northern Illinois, 2/21/14
A grand slam	Jake Burger vs. Southern Illinois, 5/25/17
A pinch hit home run	Matt Dezort vs. Evansville, 4/22/16
An inside the park home run	Hunter Steinmetz vs. Western Illinois, 3/16/16
A pinch hit grand slam	Matt Dezort vs. Saint Louis, 4/1/14
Hit for the cycle	Matt Cepicky at Indiana State, 3/29/98
A hit from each side of the plate	Alex Jefferson at Indiana State, 5/27/16
A 10-15-game hit streak	(15) Justin Paulsen, 4/25/17 to 5/26/17
A 16-19-game hit streak	(19) Hunter Steinmetz, 3/5/16 to 4/2/16
A 20-24-game hit streak	(20) Aaron Meyer, 3/5/16 to 4/5/16
A 25-29-game hit streak	(29) Kevin Medrano, 3/23/10 to 5/14/10
A 30-game hit streak	(30) Brayden Drake, 4/27/08 to 3/29/09
10+ RBIs in a game	(11) John Knott vs. UNI, 5/2/92
9 RBIs in a game	Spencer Johnson vs. Kansas, 4/6/16
8 RBIs in a game	Brian Fuess vs. Bradley, 3/27/99
7 RBIs in a game	Brock Chaffin vs. Indiana State, 4/22/11
6 RBIs in a game	Blake Graham vs. Wichita State, 4/23/17
5 RBIs in a game	Jake Burger vs. Southern Illinois, 5/25/17
10+ total bases	(10) Jeremy Eierman at Saint Louis, 4/17/17
Reached safely 6 times	Joey Hawkins vs. Indiana State, 3/31/13
Hits in 5+ straight at-bats	(5) Jeremy Eierman, at New Mexico/Saint Louis, 4/15/17 to 4/17/17
5 walks in a game	Lance Burkhart vs. Nevada, 2/14/97
4 walks in a game	Alex Jefferson at Evansville, 4/28/17
4 strikeouts in a game	Justin Paulsen at Illinois State, 4/24/15
5 strikeouts in a game	Tyler Ryun at UT Arlington, 2/26/10
Stole home	Dylan Becker at Abilene Christian, 2/28/14
3 stolen bases	Hunter Steinmetz vs. Western Illinois, 3/16/16
2 home runs in a game	Jeremy Eierman vs. Oklahoma State, 6/2/17
3 home runs in a game	Spencer Johnson vs. Kansas, 4/6/16
Home runs in consecutive at-bats	Justin Paulsen vs. DBU, 4/8/17
Homered in 3 straight games	Jeremy Eierman, 3/3/17 to 3/5/17
Homered in 5 straight games	Brayden Drake, 5/5/09 to 5/14/09
2 hits in an inning	Jeremy Eierman vs. Illinois State, 5/20/16
Hit by 3 pitches in a game	Brayden Drake vs. Middle Tennessee, 5/11/08
Hit by 2 pitches in a game	Logan Geha at Minnesota, 3/12/17
Led off the game with a home run	Hunter Steinmetz at TCU, 6/11/17
A walk-off home run	Jeremy Eierman vs. Oklahoma State, 6/2/17
A walk-off grand slam	Dylan Becker vs. Bradley, 4/20/13
A grand slam by a freshman	Jeremy Eierman vs. Central Michigan, 4/1/16
Consecutive multi-HR games	Ryan Howard, 2/23/00 and 2/27/00

A Missouri State Pitcher Had...

Pitched over 9 innings	(9.1) Clay Murphy vs. Dallas Baptist, 5/20/14
A complete game (9)	Doug Still at New Mexico, 4/15/17
A complete game (7)	Dylan Coleman vs. Bradley, 4/1/17
A complete game as a freshman	Tim Clubb at Arkansas State, 3/20/07
Consecutive complete games (9)	Pierce Johnson, 3/15/12 and 3/23/12
3 straight complete games	Paul Marsala (4), 3/27/04 to 4/17/04
Pitched 5.0-6.2 innings of relief	(5.1) Nate Witherspoon at Saint Louis, 4/17/17
Pitched 7.0-8.2 innings of relief	(7.1) Sam Perez at Indiana State, 5/27/16
Pitched 9+ innings of relief	(10.0) J.C. Casey at Creighton, 5/27/11
A shutout (9)	Doug Still at New Mexico, 4/15/17
A shutout (7)	Chris Krawczyk vs. Illinois State, 5/15/05
A combined shutout (9)	Doug Still (4.1), Jake Fromson (3.2) and Jake Lochner (1.0) vs. Central Arkansas, 3/5/17
A shutout as a freshman	Tim Clubb at Arkansas State, 3/20/07
3+ hit batsmen in a game	(3) Jake Fromson vs. DBU, 5/28/16
2+ pickoffs in a game	(2) Tyler McAlister vs. Texas Southern, 2/18/18
10+ strikeouts in a game	(13) Dylan Coleman vs. Wichita State, 5/26/17
15+ strikeouts in a game	(15) Matt Hall vs. Wichita State, 5/2/15
6+ walks in a game	(6) Dylan Coleman vs. Illinois State, 5/19/16
A 15-19 inning scoreless streak	(16.1) Jake Fromson, 2/17/17 to 3/10/17
A 20+ inning scoreless streak	(22.2) Sam Perez, 5/17/16 to 5/28/16
Retired 15+ consecutive batters	(15) Austin Knight vs. Missouri, 4/25/17
Retired 20+ consecutive batters	(20) Matt Hall vs. Wichita State, 5/15/13
A two-hitter	Jordan Knutson (8.0) and Jake Fromson (1.0) vs. DBU, 4/7/17

A one-hitter	Matt Hall (9.0) at Arkansas, 6/6/15
A combined one-hitter	Dylan Coleman (7.0), Jake Fromson (1.0) and Bryan Young (1.0) vs. Indiana State, 5/13/17
A no-hitter	Mike Whitley (7) vs. Southeast Missouri, 5/4/94
A combined no-hitter	Scott Buchheit, Darrell Maus, Matt Brewer, Terry Menown vs. Lincoln, 3/14/89

Missouri State...

Scored 30+ runs	(30) vs. Evangel, 4/21/99
Scored 25-29 runs	(25) vs. Southwest Baptist, 4/4/00
Scored 20-24 runs	(21) at Indiana State, 5/4/08
Scored 15-19 runs	(16) vs. Missouri, 4/12/16
Scored 10+ runs in an inning	(10) 5th vs. Bradley, 4/1/17
Scored 9 runs in an inning	4th at Arkansas State, 4/15/09
Scored 8 runs in an inning	7th vs. Southern Illinois, 5/25/17
Scored 7 runs in an inning	4th at Evansville, 4/28/17
Had 30+ hits	(32) vs. Evangel, 4/21/99
Had 25-29 hits	(26) vs. Indiana State, 5/14/98
Had 20-24 hits	(22) vs. Bradley, 5/24/12
Had 6+ doubles	(6) at Evansville, 4/10/10
Had 4+ triples	(4) vs. Illinois State, 5/20/16
Stole 6+ bases	(6) vs. Indiana State, 5/12/17
Stole 4 bases in an inning	3rd vs. Missouri, 5/3/11
Was hit by 6+ pitches	(7) vs. DBU, 2/25/11
Drew three consecutive HBP	vs. DBU, 2/25/11
Had 4+ sacrifice bunts	(5) at Southern Illinois, 5/10/15
Did not strike out	at Kansas State, 3/14/15
Hit into a triple play	vs. Indiana State, 5/15/09
Hit 7+ home runs	(7) vs. Middle Tennessee, 3/15/02
Hit 6 home runs	vs. Oral Roberts, 4/4/10
Hit 5 home runs	vs. UNI, 3/26/00
Hit 4 home runs	vs. DBU, 4/8/17
Hit 2 grand slams in a game	vs. Arkansas State, 3/22/16
Walked 10+ times	(11) vs. Illinois State, 5/26/17
Was shut out	at Lamar (8-0), 2/17/18
Was shut out at home	vs. Illinois State (1-0), 5/24/17
Was shut out in consecutive games	vs. Oklahoma State, 3/18/14; at Wichita State, 3/21/14
Shut out back-to-back opponents	at Arkansas State, 3/1/17; vs. Central Arkansas, 3/3/17
Struck out 10+ batters	(10) vs. Texas Southern, 2/16/18
Struck out 10+ times	(10) vs. Texas Southern, 2/16/18
Was held to two or fewer hits	(2) vs. DBU, 3/14/14
Hit back-to-back home runs	Justin Paulsen and Jake Burger vs. Wichita State, 5/26/17
Hit three straight home runs	Dan Firlit, Ryan Howard, Mike Collier vs. Arkansas Tech, 2/23/00
Turned 4+ double plays	(4) at Texas Tech, 2/19/12
Committed 6+ errors	(6) at Sam Houston State, 2/28/09
Swept a doubleheader	vs. Wichita State, 4/23/17
Lost both games of a doubleheader	at Indiana State, 4/29/16

A Missouri State Opponent...

Scored 25+ runs	(25) Rice, 5/25/97
Scored 20-24 runs	(20) Georgia Tech, 2/20/10
Scored 15-19 runs	(17) Missouri, 4/26/16
Threw a one-hitter	Chris Razo, Illinois State, 4/5/13
Threw a no-hitter	Vince Serafini, Evansville, 5/13/00
Hit 3 home runs	Dylan Brown, Oklahoma State, 3/11/08
Hit 2 home runs	Korbin Williams, Evansville, 4/29/17
Hit back-to-back home runs	Trooper Reynolds and Chane Lynch, DBU, 4/2/15
Hit a leadoff home run	Korbin Williams, Evansville, 4/29/17
Hit a walk-off home run	Steffan Guest, UT Arlington, 2/27/10
Hit a grand slam	Collin Braithwaite, Illinois State, 5/19/17
Had 4 hits in a game	Garrett Bengel, Oklahoma State, 6/2/17
Had 5+ hits in a game	(5) Jared Mang, New Mexico, 4/13/17
Had 5 RBIs	Collin Braithwaite, Illinois State, 5/19/17
Had 6+ RBIs	(6) Zach Lavy, Missouri, 4/26/16
Had 4+ stolen bases in a game	(4) Michael Faulkner, Arkansas State, 4/4/12
Scored 10+ runs in an inning	Middle Tennessee (10 in 8th), 2/20/09
Scored 9 runs in an inning	Georgia Tech (4th), 2/20/10
Scored 8 runs in an inning	Northern Illinois (9th), 2/21/14
Scored 7 runs in an inning	DBU (1st), 5/23/14
Had 25-29 hits	(25) Rice, 5/25/97
Had 20-24 hits	(23) Nebraska, 2/20/11
Threw a complete game	(9.0) Cody Tyler, Wichita State, 4/15/16
Struck out 10+ batters	(12) Chad Whitmer, Southern Illinois, 5/5/17

MISSOURI STATE BASEBALL

Games 5-6 | MISSOURI STATE BEARS at CENTRAL ARKANSAS BEARS | Feb. 25, 2018 | Conway, Ark. | Bear Stadium (1,000) | KBFL 1060 AM/96.9 FM (Corey Riggs)



KEITH GUTTIN Head Coach

36th Season
Alma mater: UMSL (1978)

One of the most successful baseball coaches in Missouri Valley Conference history, **Keith Guttin** began his MSU head coaching career in 1983, and has spent the past 35 seasons building the Bears into one of the top programs in the country. Under Guttin, the Bears have won 61 percent of their games, averaging 35 victories a year and racking up 11 different 40-win seasons.

Guttin, who will enter the 2018 season sixth among active Division I head coaches in career victories, has been a part of the MSU baseball program as a player, assistant coach and head coach for 40 of the program's 54 years. He took the helm of Bears baseball at the start of the 1983 season, coinciding with the move of Missouri State athletics to Division I status. He inherited the reins of the program from its only previous head baseball coach, former Missouri State Director of Athletics Bill Rowe. Guttin ultimately helped stretch MSU's string of consecutive winning seasons to 32 in a row, easily the longest of any Missouri State athletics team. His 1,222 career wins are the most recorded by any head coach in the 110-year history of Missouri State athletics, and the Bears have finished in the top half of the conference race in all but four of his 35 seasons.

During Guttin's tenure, 121 Bears have signed professional contracts, including six first-round draft picks and 17 players who have advanced to the Major Leagues. Additionally, MSU has won 17 regular-season or conference tournament championships and made 10 NCAA Division I Tournament appearances, including nine in the last two decades.

In 2003, Guttin led the Bears to the NCAA Division I College World Series for the first time in school history, marking the only trip to Omaha by a Division I team from the state of Missouri since 1965. He has been a conference coach of the year 11 times and was selected as the American Baseball Coaches Association Division I Midwest Region Coach of the Year in both 1997 and 2003.

Guttin's pupils have produced results off the diamond as well. Missouri State baseball players have been recognized on the Valley's all-academic team 62 times since the inception of the honor in 1992. Additionally, seven Bears have garnered academic All-America honors on 12 different occasions under Guttin, including three-time selection Brian Mahaffey.

Missouri State is coming off its second NCAA Super Regional appearance and MVC regular-season title in three seasons. The Bears won their first 18 Valley games en route to the title, then captured their third overall NCAA Regional crown by knocking off Arkansas in the deciding game of the Fayetteville Regional. MSU saw its storybook season come to an end at the Fort Worth Super Regional, as TCU secured a fourth straight trip to Omaha with a two-game sweep of Guttin's Bears. Consensus All-America picks Jake Burger and Jeremy Eierman led a potent Bears lineup that paved the way to a 43-20 campaign, while Valley pitcher of the year Jake Fromson led a star-studded pitching staff and garnered All-America recognition of his own.

The 2015 season will go down as one of the more

memorable campaigns for Guttin, who was inducted into both the Missouri Sports Hall of Fame and Springfield Area Sports Hall of Fame during the year. He also surpassed the 1,100 career victory mark early in MSU's record-setting season en route to earning his fifth MVC Coach of the Year nod. Under Guttin's guidance, the 2015 Bears set a program record with 49 victories and were ranked as high as No. 6 (*Baseball America*) in the nation while capturing the Valley's regular-season and postseason tournament titles. MSU went on to earn its ninth NCAA Division I postseason berth, sweeping the Springfield Regional at Hammons Field to advance to its second Super Regional appearance, where the Bears came up just one win shy of punching their ticket to the College World Series.

In 2001, Guttin led the Bears to their first-ever MVC regular-season championship and, in the process, dethroned perennial league powerhouse Wichita State. The Shockers had previously won outright or shared the Valley regular season crown in the previous 14 years, but the Bears posted a 22-10 record in 2001 and beat WSU by one game in the final league standings.

While the accomplishments of Guttin's teams on the field speak volumes about the success of his program, another dream came true in April 2004 when the Bears opened a sparkling 8,000-seat stadium just four blocks north of the Missouri State campus. The Bears finished the year ninth among NCAA Division I teams in attendance, playing only a portion of their home schedule at Hammons Field.

It was merely a coincidence that the crown jewel of the Missouri State baseball program came one year after the Bears exploded onto the national college baseball radar in the College World Series. But both events show the growth of college baseball in the Ozarks and the amount of community and administrative support the program had received in the last several years. With the continued support of the MSU community, Guttin has led the Bears' efforts in numerous charitable endeavors, including the program's annual Price Cutter Celebrity Golf Classic, proceeds from which have been committed to Champion Athletes of the Ozarks in each of the last 20 years. MSU's popular First Pitch and Reunion Night has also been a positive force for both the Bears and a variety of local charitable organizations. The preseason kickoff event has benefitted entities such as the Miracle League Ball Field, Care to Learn, Boys and Girls Clubs and the Wounded Warrior Project.

The Bears have finished lower than third in the league standings just nine times since Guttin took over. Guttin directed Missouri State to six straight league titles in Mid-Continent play from 1984 through 1989. He has given MSU its first three Valley post-season tournament championships in 1996, 1997 and 2015. He was voted the MVC Coach of the Year in 1993, 2001, 2003, 2008, 2015 and 2017 and was selected the American Baseball Coaches Association Division I Midwest Region Coach of the Year in 1997 and 2003.

Guttin had two notable seasons as the Missouri State second baseman, coming from Mineral Area College. He earned MIAA all-conference honorable mention in 1977 as the Bears made their first NCAA Division II tournament appearance in seven years.

A University City native, Guttin finished his undergraduate degree at the University of Missouri-St. Louis in 1978, and earned his master's degree in 1984 at Truman State. He and his wife, Marianne, have three daughters; Lauren, Lindsey and Samantha.

GUTTIN'S COACHING RECORD

Year	Team	W-L	Pct.	Conf.	Pct.
1983	Missouri State	32-11	.744	---	---
1984	Missouri State	35-22	.614	---	---
1985	Missouri State	24-16	.600	5-3	.625
1986	Missouri State	47-14	.770	11-1	.917
1987	Missouri State	38-14	.731	7-3	.700
1988	Missouri State	41-17	.707	12-0	1.000
1989	Missouri State	41-10	.804	8-2	.800
1990	Missouri State	42-15	.737	11-0	1.000
1991	Missouri State	40-22	.645	14-10	.583
1992	Missouri State	31-23	.574	10-11	.476
1993	Missouri State	32-23	.582	14-6	.700
1994	Missouri State	31-23	.574	13-7	.650
1995	Missouri State	37-21	.638	18-13	.581
1996	Missouri State	32-25	.561	18-11	.621
1997	Missouri State	35-25	.583	16-10	.625
1998	Missouri State	32-21	.604	19-13	.594
1999	Missouri State	38-19	.667	18-11	.621
2000	Missouri State	24-33	.421	15-17	.468
2001	Missouri State	36-22	.621	22-10	.688
2002	Missouri State	43-21	.672	19-13	.594
2003	Missouri State	40-26	.606	19-11	.633
2004	Missouri State	31-28	.525	19-12	.613
2005	Missouri State	26-29	.473	10-14	.417
2006	Missouri State	33-22	.600	15-8	.652
2007	Missouri State	23-34	.404	7-17	.292
2008	Missouri State	40-17	.702	18-6	.750
2009	Missouri State	34-20	.630	17-5	.773
2010	Missouri State	21-34	.382	6-15	.286
2011	Missouri State	33-23	.589	11-9	.550
2012	Missouri State	40-22	.645	13-7	.650
2013	Missouri State	31-23	.574	12-9	.571
2014	Missouri State	26-31	.456	9-12	.429
2015	Missouri State	49-12	.803	18-3	.857
2017	Missouri State	43-20	.683	18-1	.947
2018	Missouri State	3-1	.750	0-0	.000
Totals		1,222-760	.617	391-273	.589

GUTTIN'S MILESTONE VICTORIES

Win	Date	Result (Site)
1	3/5/83	MSU 8, Indiana State 2 (Meador Park)
100	3/11/86	MSU 7, Jacksonville 5 (Jacksonville, Fla.)
200	4/16/88	MSU 4, Eastern Illinois 2 (Charleston, Ill.)
300	5/13/90	MSU 9, Eastern Illinois 2 (Chicago, Ill.)
*395	5/1/93	MSU 9, UNI 2 (Meador Park)
400	5/9/93	MSU 7, Wichita State 6 (Meador Park)
500	5/17/96	MSU 8, Wichita State 7 (Wichita, Kan.)
600	4/24/99	MSU 13, UNI 7 (Meador Park)
700	5/4/02	MSU 5, Wichita State 1 (Wichita, Kan.)
800	5/11/05	MSU 15, Kansas 6 (Hammons Field)
900	5/11/08	MSU 7, Middle Tennessee 6 (Hammons Field)
1,000	3/3/12	MSU 3, Northwestern State 2 (Natchitoches, La.)
1,100	3/17/15	MSU 10, Little Rock 3 (Hammons Field)
1,200	4/18/17	MSU 5, Missouri 3 (Columbia, Mo.)

*Surpassed Bill Rowe for the all-time MSU record for coaching victories

GUTTIN'S CAREER HIGHLIGHTS

- Nine regular-season conference titles (1986, 1988, 1989, 1990, 2001, 2003, 2009, 2015, 2017)
- Nine conference tournament championships (1984, 1985, 1986, 1987, 1988, 1989, 1996, 1997, 2015)
- Ten NCAA Regional berths (1987, 1995, 1996, 1997, 1999, 2002, 2003, 2012, 2015, 2017)
- Three NCAA Super Regional berths (2003, 2015, 2017)
- 2003 College World Series berth
- Mentored 29 All-Americans as head coach
- Coached 116 professional signees, including 17 Major Leaguers -Ryan Howard - 2005 NL Rookie of the Year and 2006 NL MVP -Bill Mueller - 2003 AL Batting Champion
- Coached 88 first-team all-conference selections, eight league players of the year and seven league pitchers of the year
- Six-time Mid-Continent Conference Coach of the Year (1984-89)
- Six-time Missouri Valley Conference Coach of the Year (1993, 2001, 2003, 2008, 2015, 2017)
- Two-time ABCA/NCAA Regional Coach of the Year

MISSOURI STATE BASEBALL

Games 5-6 | MISSOURI STATE BEARS at CENTRAL ARKANSAS BEARS | Feb. 25, 2018 | Conway, Ark. | Bear Stadium (1,000) | KBFL 1060 AM/96.9 FM (Corey Riggs)

ALPHABETICAL ROSTER

No.	Player	Yr.	Pos.	B-T	Ht.	Wt.	Hometown (Previous School)
41	Michael Briggs	So.	C	R-R	6-2	225	Lee's Summit, Mo. (Archbishop O'Hara HS)
18	Matt Brown	Sr.	IF	R-R	6-2	220	St. Louis, Mo. (St. John Vianney HS/Jefferson College)
36	Ty Buckner	Fr.	RHP	R-R	6-1	190	St. Louis, Mo. (Ladue Horton Watkins HS)
10	Dylan Coleman	Jr.	RHP	R-R	6-6	240	Potosi, Mo. (Potosi HS)
43	Mason Dickemann	Fr.	RHP	R-R	6-3	170	Ozark, Mo. (Springfield Catholic HS)
23	Jack Duffy	So.	OF	L-R	5-10	190	Kansas City, Mo. (Staley HS)
11	Jeremy Eierman	Jr.	IF	R-R	6-1	205	Warsaw, Mo. (Warsaw HS)
26	Sam Faith	Fr.	IF	B-R	6-3	195	St. Charles, Ill. (St. Charles North HS)
17	Jordan Fitzpatrick	Fr.	IF/OF	L-R	6-0	185	Rogersville, Mo. (Logan-Rogersville HS)
16	Jake Fromson	Sr.	RHP	R-R	5-11	200	Lee's Summit, Mo. (Lee's Summit HS/Kansas State University)
4	Logan Geha	So.	C	R-R	5-11	190	Lee's Summit, Mo. (Lee's Summit West HS)
40	Zach Gibbs	Fr.	RHP	R-R	6-1	190	Wentzville, Mo. (Holt HS)
25	Jake Hausmann	Fr.	RHP	R-R	6-6	225	St. Charles, Mo. (CBC HS)
29	Austin Knight	Sr.	RHP	R-R	6-3	215	Lebanon, Mo. (Lebanon HS)
21	Jake Lochner	Jr.	LHP	L-L	5-11	200	Sullivan, Mo. (Sullivan HS)
19	Tyler McAlister	So.	RHP	R-R	6-5	195	Waterloo, Ill. (Waterloo HS)
12	Max McGuire	Fr.	C	R-R	6-3	220	Lincoln, Neb. (Southwest HS)
8	Robbie Merced	Fr.	IF	R-R	6-1	170	Springfield, Mo. (Kickapoo HS)
24	Drew Millas	So.	C	B-R	6-2	205	Swansea, Ill. (Belleville East HS)
50	Alex Moore	So.	RHP	R-R	6-7	245	Mountain Grove, Mo. (Mountain Grove HS)
32	John Privitera	So.	IF	L-R	5-8	170	Lee's Summit, Mo. (Lee's Summit West HS)
31	Landan Ruff	Sr.	OF	R-R	6-2	215	Springfield, Mo. (Parkview HS)
33	Matt Russell	Fr.	RHP	R-R	6-2	190	Kansas City, Mo. (Staley HS)
13	Davis Schwab	Jr.	LHP	L-L	6-4	215	Overland Park, Kan. (Blue Valley West HS/Johnson County CC)
14	Connor Sechler	Fr.	RHP	R-R	6-3	180	Bolivar, Mo. (Bolivar HS)
5	Ryan Skalnik	Sr.	IF	R-R	6-1	195	Owasso, Okla. (Verdigris HS/Northwest Mississippi CC)
7	Hunter Steinmetz	Jr.	OF	L-L	5-9	185	Springfield, Mo. (Parkview HS)
45	Ben Whetstone	So.	IF	L-R	6-6	240	Overland Park, Kan. (Rockhurst HS)
35	Logan Wiley	So.	RHP	R-R	6-0	170	Springfield, Mo. (Kickapoo HS/Kansas State University)
27	Nate Witherspoon	So.	LHP	L-L	6-4	210	Eureka, Mo. (Eureka HS)
44	Dennis Yingling	Fr.	LHP	L-L	6-1	205	St. Louis, Mo. (Lindbergh HS)
1	Brooks Zimmerman	Jr.	OF/IF	R-R	6-2	210	Stillwater, Okla. (Stillwater HS/Cowley Co. CC)

Head Coach: Keith Guttin

Assistant Coaches: Paul Evans, Matt Lawson

Volunteer Assistant Coach: Joe Lincoln

Graduate Managers: Matt Fultz, Alex Jefferson, Geoff Jimenez

Student Assistant: Aaron Meyer

Director of Operations: Tyler Jeske

Athletic Trainer: Jim Penkalski

ROSTER BREAKDOWN

Seniors (5): Matt Brown, Jake Fromson, Austin Knight, Landan Ruff, Ryan Skalnik.

Juniors (6): Dylan Coleman, Jeremy Eierman, Jake Lochner, Davis Schwab, Hunter Steinmetz, Brooks Zimmerman.

Sophomores (10): Michael Briggs, Jack Duffy, Logan Geha, Tyler McAlister, Drew Millas, Alex Moore, John Privitera, Ben Whetstone, Logan Wiley, Nate Witherspoon.

Freshmen (11): Ty Buckner, Mason Dickemann, Sam Faith, Jordan Fitzpatrick, Zach Gibbs, Jake Hausmann, Max McGuire, Robbie Merced, Matt Russell, Connor Sechler, Dennis Yingling.

Infielders (8): Matt Brown, Jeremy Eierman, Sam Faith, Jordan Fitzpatrick, Robbie Merced, John Privitera, Ryan Skalnik, Ben Whetstone.

Outfielders (4): Jack Duffy, Landan Ruff, Hunter Steinmetz, Brooks Zimmerman.

Catchers (4): Michael Briggs, Logan Geha, Max McGuire, Drew Millas.

Pitchers (16): Ty Buckner, Dylan Coleman, Mason Dickemann, Jake Fromson, Zach Gibbs, Jake Hausmann, Austin Knight, Jake Lochner, Tyler McAlister, Alex Moore, Matt Russell, Davis Schwab, Connor Sechler, Logan Wiley, Nate Witherspoon, Dennis Yingling.

NUMERICAL ROSTER

No.	Player	Pos.
1	Brooks Zimmerman	OF/IF
4	Logan Geha	C
5	Ryan Skalnik	IF
7	Hunter Steinmetz	OF
8	Robbie Merced	IF
10	Dylan Coleman	RHP
11	Jeremy Eierman	IF
12	Max McGuire	C
13	Davis Schwab	LHP
14	Connor Sechler	RHP
16	Jake Fromson	RHP
17	Jordan Fitzpatrick	IF/OF
18	Matt Brown	IF
19	Tyler McAlister	RHP
21	Jake Lochner	LHP
23	Jack Duffy	OF
24	Drew Millas	C
25	Jake Hausmann	RHP
26	Sam Faith	IF
27	Nate Witherspoon	LHP
29	Austin Knight	RHP
31	Landan Ruff	OF
32	John Privitera	IF
33	Matt Russell	RHP
35	Logan Wiley	RHP
36	Ty Buckner	RHP
40	Zach Gibbs	RHP
41	Michael Briggs	C
43	Mason Dickemann	RHP
44	Dennis Yingling	LHP
45	Ben Whetstone	IF
50	Alex Moore	RHP

Head Coach

2.....Keith Guttin

Assistant Coaches

3.....Matt Lawson

28.....Paul Evans

Volunteer Assistant Coach

38.....Joe Lincoln

Student Assistant

Aaron Meyer

Graduate Managers

Matt Fultz

Alex Jefferson

Geoff Jimenez

Director of Operations

Tyler Jeske

Athletic Trainer

Jim Penkalski


PRONUNCIATION GUIDE

Mason Dickemann..... DICK • mun
 Jeremy Eierman IRE • mun
 Jake Fromson FRAWM • sin
 Logan Geha..... GEE • ha
 Keith Guttin rhymes with 'button'
 Jake Hausmann..... HOUSE • mun
 Jake Lochner..... LOCK • nur
 Robbie Merced mur • SAID
 John Privitera..... pri (long 'i') • vuh • TEER • uh
 Connor Sechler..... SECK • lur
 Hunter Steinmetz..... STINE • mets
 Ben Whetstone..... WET • stone
 Dennis Yingling..... YENG • ling

MISSOURI STATE BASEBALL

Games 5-6 | MISSOURI STATE BEARS at CENTRAL ARKANSAS BEARS | Feb. 25, 2018 | Conway, Ark. | Bear Stadium (1,000) | KBFL 1060 AM/96.9 FM (Corey Riggs)

TV/RADIO ROSTER



1 Brooks Zimmerman
OF/IF - Jr. - R/R
Stillwater, Okla.




4 Logan Cocha
C - So. - R/R
Lee's Summit, Mo.



5 Ryan Skalik
IF - Jr. - R/R
Owasso, Okla.




7 Hunter Steinmetz
OF - Jr. - L/L
Springfield, Mo.



8 Robbie Morced
IF - Fr. - R/R
Springfield, Mo.




10 Dylan Coleman
RHP - Jr. - R/R
Potosi, Mo.




11 Jeremy Elerman
IF - So. - R/R
Warsaw, Mo.



12 Max McGuire
C - Fr. - R/R
Lincoln, Neb.




13 Davis Schwab
LHP - Jr. - L/L
Overland Park, Kan.



14 Connor Sechler
RHP - Fr. - R/R
Bolivar, Mo.



16 Jake Fromson
RHP - Sr. - R/R
Lee's Summit, Mo.




17 Jordan Fitzpatrick
IF - Fr. - L/R
Rogersville, Mo.




18 Matt Brown
IF - Sr. - R/R
St. Louis, Mo.



19 Tyler McAllister
RHP - So. - R/R
Waterloo, Ill.



21 Jake Lochner
LHP - Jr. - L/L
Sullivan, Mo.




23 Jack Duffy
OF - So. - L/R
Kansas City, Mo.



24 Drew Millas
C - So. - S/R
Swansea, Ill.



25 Jake Hausmann
RHP - Fr. - R/R
St. Charles, Mo.



26 Sam Faith
IF - Fr. - S/R
St. Charles, Ill.



27 Nate Witherspoon
LHP - So. - L/L
Eureka, Mo.




29 Austin Knight
RHP - Sr. - R/R
Lebanon, Mo.



31 Landon Ruff
OF - Sr. - R/R
Springfield, Mo.



32 John Privitera
IF - So. - L/R
Lee's Summit, Mo.



33 Matt Russell
RHP - Fr. - R/R
Kansas City, Mo.



35 Logan Wiley
RHP - So. - R/R
Springfield, Mo.



36 Ty Buckner
RHP - Fr. - R/R
St. Louis, Mo.



40 Zach Gibbs
RHP - Fr. - R/R
Wentzville, Mo.




41 Michael Briggs
C - So. - R/R
Lee's Summit, Mo.



43 Mason Dickmann
RHP - Fr. - R/R
Ozark, Mo.



44 Dennis Yingling
LHP - Fr. - L/L
St. Louis, Mo.



45 Ben Whetstone
IF - So. - L/R
Overland Park, Kan.



50 Alex Moore
RHP - So. - R/R
Mountain Grove, Mo.



2 Keith Guttin
Head Coach



3 Matt Lawson
Assistant Coach



28 Paul Evans
Assistant Coach



38 Joe Lincoln
Volunteer
Assistant Coach