

MISSOURI STATE

2003 NCAA College World Series • 10 NCAA Regional Appearances • 38 All-Americans • 19 Major Leaguers

Eric Doennig, MSU Athletics Communications (Primary Contact) | O: (417) 836-4586 | C: (417) 827-5327 | EricDoennig@MissouriState.edu | MissouriStateBears.com | @MSUBearBaseball | MissouriStBears

2018 SCHEDULE

February

| | | |
|----|---------------------------------|------------|
| 16 | vs. Texas Southern [†] | 1:00 p.m. |
| 17 | at Lamar [‡] | 6:00 p.m. |
| 18 | vs. Illinois [§] | 10:00 a.m. |
| 23 | at Central Arkansas | 3:00 p.m. |
| 24 | at Central Arkansas | 1:00 p.m. |
| 25 | at Central Arkansas | 1:00 p.m. |
| 27 | at Oral Roberts | 3:00 p.m. |

March

| | | |
|----|-------------------------------|------------|
| 2 | vs. St. Joseph's [®] | 11:00 a.m. |
| 3 | at ECU [®] | 3:30 p.m. |
| 4 | vs. Pepperdine [®] | 10:00 a.m. |
| 7 | OKLAHOMA STATE | 3:00 p.m. |
| 9 | ARKANSAS STATE | 3:00 p.m. |
| 10 | ARKANSAS STATE | 2:00 p.m. |
| 11 | ARKANSAS STATE | 1:00 p.m. |
| 13 | ORAL ROBERTS | 3:00 p.m. |
| 14 | vs. Iowa [*] | 4:00 p.m. |
| 17 | vs. Seton Hall [®] | 1:00 p.m. |
| 17 | at Oklahoma State | 6:00 p.m. |
| 20 | SOUTHEAST MISSOURI STATE | 3:00 p.m. |
| 21 | MURRAY STATE | 3:00 p.m. |
| 23 | CSUN | 3:00 p.m. |
| 24 | CSUN | 2:00 p.m. |
| 25 | CSUN | 12:00 p.m. |
| 27 | at Kansas | 6:05 p.m. |
| 30 | at Indiana State [*] | 5:30 p.m. |
| 31 | at Indiana State [*] | 1:00 p.m. |

April

| | | |
|----|-------------------------------|------------|
| 1 | at Indiana State [*] | 12:00 p.m. |
| 3 | vs. Missouri [‡] | 6:30 p.m. |
| 6 | EVANSVILLE [*] | 6:30 p.m. |
| 7 | EVANSVILLE [*] | 2:00 p.m. |
| 8 | EVANSVILLE [*] | 1:00 p.m. |
| 10 | MISSOURI | 6:30 p.m. |
| 13 | OREGON STATE (DH) | 11:00 a.m. |
| 14 | OREGON STATE | 6:30 p.m. |
| 17 | at Arkansas | 6:35 p.m. |
| 20 | ILLINOIS STATE [*] | 6:30 p.m. |
| 21 | ILLINOIS STATE [*] | 2:00 p.m. |
| 22 | ILLINOIS STATE [*] | 1:00 p.m. |
| 24 | at Missouri | 7:30 p.m. |
| 27 | at Bradley [*] | 6:00 p.m. |
| 28 | at Bradley [*] | 2:00 p.m. |
| 29 | at Bradley [*] | 1:00 p.m. |

May

| | | |
|-------|--|-----------|
| 2 | KANSAS | 6:30 p.m. |
| 4 | at Valparaiso [*] | 3:00 p.m. |
| 5 | at Valparaiso [*] | 1:00 p.m. |
| 6 | at Valparaiso [*] | 1:00 p.m. |
| 11 | SOUTHERN ILLINOIS [*] | 6:30 p.m. |
| 12 | SOUTHERN ILLINOIS [*] | 2:00 p.m. |
| 13 | SOUTHERN ILLINOIS [*] | 1:00 p.m. |
| 17 | at Dallas Baptist [*] | 6:30 p.m. |
| 18 | at Dallas Baptist [*] | 6:30 p.m. |
| 19 | at Dallas Baptist [*] | 2:00 p.m. |
| 23-26 | MVC Baseball Championship [¶] | TBA |

Home games played at Hammons Field in BOLD CAPS; *MVC game; †Cardinal Classic (Beaumont, Texas); ‡Keith LeClair Classic (Greenville, N.C.); * at Kansas City, Mo. † at Stillwater, Okla.; & at Busch Stadium (St. Louis, Mo.); ‡ at Homer Balpark (Dallas, Texas)



MISSOURI STATE BEARS (0-0)

Conference.....Missouri Valley
 Head Coach.....Keith Guttin
 Alma Mater.....Missouri-St. Louis
 Career Record.....1,219-759 (36th year)
 Record at MSU.....same



TEXAS SOUTHERN TIGERS (0-0)

Conference.....SWAC
 Head Coach.....Michael Robertson
 Alma Mater.....Huston-Tillotson
 Career Record.....388-420 (16th year)
 Record at TSU.....225-249 (10th year)

CARDINAL CLASSIC

Site.....Beaumont, Texas
 Stadium.....Vincent-Beck Stadium (3,500)
 TSU Series History.....First meeting
 LU Series History.....Lamar leads 2-1
 UI Series History.....Tied 1-1
 Radio.....KBFL 1060 AM/96.9 FM
 (Corey Riggs)
 Live Video/Stats.....LamarCardinals.com
 Twitter.....@MSUBearBaseball

BEARS WEEKEND SCHEDULE

Game 1.....vs. Texas Southern
 Friday, Feb. 16.....1:00 p.m.
 MSU...RHP Austin Knight (3-2, 3.97 ERA)
 TSU.....TBA
 Game 2.....at Lamar
 Saturday, Feb. 17.....6:00 p.m.
 MSU...RHP Dylan Coleman (8-3, 4.80 ERA)
 LU.....LHP Noah Sills (NA)
 Game 3.....vs. Illinois
 Sunday, Feb. 18.....10:00 a.m.
 MSU.....RHP Ty Buckner (NA)
 UI.....RHP Cyrillo Watson (3-4, 6.26 ERA)



LAMAR CARDINALS (0-0)

Conference.....Southland
 Head Coach.....Will Davis
 Alma Mater.....LSU
 Career Record.....33-25 (2nd year)
 Record at LU.....same



ILLINOIS FIGHTING ILLINI (0-0)

Conference.....Big Ten
 Head Coach.....Dan Hartleb
 Alma Mater.....Southern Illinois
 Career Record.....377-281-1 (13th year)
 Record at UI.....same

PRIME 9

- Missouri State will be looking for its sixth-consecutive opening day win Friday; the Bears are 23-12 in openers under head coach **Keith Guttin** and 35-19 overall in season lid-lifters
- The Bears, who return 18 letterwinner's from last year's 43-20 Missouri Valley Conference regular-season and NCAA Regional championship squad, were tabbed for a second-place MVC finish by the league's coaches in the Valley's annual pre-season poll
- The Bears bring a 2-3 all-time record against the field into this weekend's Cardinal Classic, including a 1-2 mark against host Lamar and a 1-1 ledger vs. Illinois
- MSU will be making its third trek to Beaumont and its 13th season-opening trip to the state of Texas in the last 17 years; the Bears went 3-0 in the 1999 Lamar Classic before going 1-2 to open the 2003 season at the Cardinal Classic
- Preseason first-team All-America pick **Jeremy Eierman** was also named to the USA Baseball Golden Spikes watch list; the shortstop's 32 homers over his freshman and sophomore seasons is the third-best total in program history
- The Bears have posted a 69-27 (.719) regular-season non-conference mark over the last three seasons
- Missouri State has 59 combined come-from-behind victories over the last three seasons
- MSU has outscored their last two opening-day opponents by a combined 24-2 margin
- The Bears' roster features four different returners who have earned All-America recognition during their respective MSU careers, led by Eierman and Fromson, as well as **Hunter Steinmetz** and **Dylan Coleman**

RETURNING LETTERWINNERS

| Pos. | Player | Ht. | Wt. | Class | B/T | G/GS | BA/OBP/SLG | HR/RBI | Notes |
|------|------------------|------|-----|-------|-----|-------|----------------|--------|--|
| C | Drew Millas | 5-2 | 205 | So. | B/R | 51/42 | .224/.281/.282 | 1/29 | 4-for-8 as pinch hitter |
| SS | Jeremy Eierman | 6-1 | 205 | Jr. | R/R | 63/63 | .313/.431/.675 | 23/68 | 1st-team AA; 5th nationally in HR |
| RF | Jack Duffy | 5-10 | 190 | So. | L/R | 58/45 | .222/.344/.285 | 0/17 | Team-best .364 BA with 2 out |
| CF | Hunter Steinmetz | 5-9 | 170 | Jr. | L/L | 62/62 | .300/.414/.427 | 7/42 | 2nd-team All-MVC; All-MVC Def. Team |
| OF | Landan Ruff | 6-2 | 215 | Sr. | R/R | 40/12 | .280/.393/.440 | 1/10 | Career highs for H (14), R (17), RBI (10) |
| 2B | John Privitera | 5-8 | 170 | So. | L/R | 37/24 | .235/.364/.247 | 0/8 | Hit .313/.452/.344 in MVC play |
| C | Logan Geha | 5-11 | 190 | So. | R/R | 34/25 | .203/.429/.297 | 1/10 | Drove in 7 runs in final 9 starts |
| IF | Ryan Skalnik | 6-1 | 195 | Sr. | R/R | 32/8 | .205/.319/.333 | 1/10 | .353 BA (6-for-17), 8 RBIs as pinch hitter |
| IF/C | Matt Brown | 6-2 | 220 | Sr. | R/R | 21/12 | .091/.412/.212 | 1/3 | .474 OBP over final 7 appearances |
| 1B | Ben Whetstone | 6-5 | 235 | So. | L/R | 15/2 | .050/.208/.050 | 0/1 | First career hit, RBI March 17 vs. Memphis |

| Pos. | Pitcher | Ht. | Wt. | Class | B/T | G/GS | W-L | Sv | IP | H | K/BB | BAA | ERA |
|------|------------------|------|-----|-------|-----|-------|-----|----|------|----|--------|------|------|
| RHP | Austin Knight | 6-3 | 215 | Sr. | R/R | 15/8 | 3-2 | 0 | 59.0 | 54 | 41/26 | .256 | 3.97 |
| RHP | Dylan Coleman | 6-6 | 240 | Jr. | R/R | 18/16 | 8-3 | 0 | 99.1 | 85 | 106/50 | .229 | 4.80 |
| RHP | Jake Fromson | 5-11 | 200 | Sr. | R/R | 37/0 | 8-3 | 3 | 76.0 | 46 | 88/18 | .170 | 2.25 |
| RHP | Alex Moore | 6-7 | 245 | So. | R/R | 10/0 | 0-0 | 0 | 10.1 | 11 | 7/5 | .256 | 2.61 |
| LHP | Nate Witherspoon | 6-4 | 210 | So. | L/L | 15/5 | 4-3 | 0 | 42.0 | 43 | 40/15 | .270 | 4.29 |
| LHP | Jake Lochner | 5-11 | 200 | Jr. | L/L | 13/0 | 1-0 | 0 | 12.2 | 12 | 13/8 | .240 | 4.97 |
| RHP | Hunter Dame | 6-2 | 200 | So. | R/R | 3/0 | 0-0 | 0 | 2.0 | 4 | 1/1 | .400 | 9.00 |
| RHP | Tyler McAlister | 6-5 | 195 | So. | R/R | 10/1 | 0-1 | 0 | 9.2 | 16 | 11/13 | .364 | 9.31 |

MISSOURI STATE BASEBALL

Games 1-3 | MISSOURI STATE BEARS at CARDINAL CLASSIC | Feb. 16-18, 2018 | Beaumont, Texas | Vincent-Beck Stadium (3,500) | KBFL 1060 AM/96.9 FM (Corey Riggs)

MISSOURI STATE QUICK FACTS

| | |
|----------------------------------|--|
| Founded | 1905 |
| Location | Springfield, Mo. |
| Address | 901 S. National Ave. Springfield, MO 65897 |
| Web Site | MissouriState.edu |
| Switchboard | (417) 836-5000 |
| President | Clif Smart |
| Enrollment | 26,216 |
| Nickname | Bears |
| School Colors | Maroon and White |
| National Affiliation | NCAA Division I |
| Conference | Missouri Valley Conference |
| Director of Athletics | Kyle Moats |
| Faculty Athletics Representative | James Hutter |
| Tickets | (417) 836-7678, (888) 476-7849 MissouriStateBears.com/Tickets |

Stadium

| | |
|-----------------|------------------------------------|
| Home Facility | Hammons Field |
| Opened | 2004 |
| Capacity | 8,000 |
| Surface | Natural Grass |
| Dimensions | LF-315/LC-365/CF-400/RC-365/RF-330 |
| Press Box Phone | (417) 832-3029 |

Baseball Staff

| | |
|-------------------------------------|---|
| Head Coach | Keith Guttin (Missouri-St. Louis, '78) |
| MSU Record | 1,219-759 (36th year at MSU) |
| Overall Record | 1,219-759 (36th year overall) |
| Assistant Coach | Paul Evans (Southern Illinois, '81) |
| Assistant Coach | Matt Lawson (Missouri State, '15) |
| Volunteer Assistant Coach | Joe Lincoln |
| Graduate Managers | Matt Fultz Alex Jefferson Geoff Jimenez |
| Student Assistant | Aaron Meyer |
| Director of Operations | Tyler Jeske |
| Athletic Trainer | Jim Penkalski |
| Strength & Conditioning Coordinator | Jeremiah Frey |

Team Information

| | |
|--------------------------|--|
| 2017 Overall Record | 43-20 |
| 2017 MVC Record (Finish) | 18-1 (1st) |
| Postseason | NCAA Fayetteville Regional champion; NCAA Fort Worth Super Regional runner-up |
| Lettermen Returning/Lost | 18/11 |
| Starters Returning/Lost | 4/5 |
| Pitchers Returning/Lost | 8/5 |
| Newcomers | 15 |

History

| | |
|--|-----------------|
| First Season | 1964 |
| All-Time Record (53 seasons) | 1,613-989-1 |
| All-Time at Hammons Field (13 seasons) | 232-119 |
| All-Time NCAA D-I Tournament Record | 21-22 (10 app.) |
| MVC Regular-Season Championships | 5 |
| MVC Tournament Championships | 3 |

Athletics Communications

| | |
|---|---|
| Location | Hammons Student Center, Room 300 |
| Shipping Address | 901 S. National Avenue Springfield, MO 65897 |
| Assistant Director (Primary Baseball Contact) | Eric Doennig |
| Office Phone | (417) 836-4584 |
| Cell Phone | (417) 827-5327 |
| Email | EricDoennig@MissouriState.edu |
| Assistant A.D. for Communications | Rick Kindhart |
| Assistant Director | Ben Adamson |
| Social Media/Graphic Design Assistant | Bridgette Robles |
| Assistant | Kevin Kane |
| Graduate Assistants | Shannon Carrico, Emily McMillan |
| Athletics Web Site | MissouriStateBears.com |
| Twitter | @MSUBearBaseball |
| Instagram | @MSUBearBaseball |
| Facebook | MissouriStBears/MSUBearsBaseball |

LEADING OFF

The **Missouri State Bears** will open the 2018 season this weekend when they travel to Beaumont, Texas to take part in the **Cardinal Classic** at Vincent-Beck Stadium. The Bears will open their 55th season of varsity baseball Friday (Feb. 16) with a 1 p.m. game against the **Texas Southern Tigers**, before taking on the host **Lamar Cardinals** Saturday at 6 p.m., and the **Illinois Fighting Illini** at 10 a.m. Sunday to conclude the weekend.

This weekend's action marks the first of three straight road trips for the Bears to open the new campaign. Following a three-game swing through Central Arkansas (Feb. 23-25), MSU will travel to Greenville, N.C., where the Bears will face off against St. Joseph's (March 2), ECU (March 3) and Pepperdine (March 4) as part of the Keith LeClair Classic.

SERIES HISTORIES

Missouri State will be squaring off against a new foe in Texas Southern to open the season. The Bears have dominated past Southwestern Athletic Conference opponents, bringing a cumulative 10-3 all-time mark against the current membership of the league into Friday's game.

The have also enjoyed their fair share of success against Southland Conference competition with a 40-19 overall edge against Lamar and its fellow league foes. The Cardinals have taken two of the three previous meetings in the series, however, including a 6-5 win at the 2003 Cardinal Classic and a 17-8 decision in Houston in 2005. MSU is a combined 4-2 in its previous two visits to the Cardinal Classic, including a 3-0 title run in 1999, with wins over Northwestern State, Lamar and Jackson State.

Sunday's meeting of the Bears and Fighting Illini will be the first in the series in 33 years. The two clubs played single games in Springfield in both 1983 and 1984, with MSU claiming a 7-2 win in the first, before the Illini rebounded for a 6-2 victory in the most recent meeting of the two schools. The Bears hold a commanding 57-34 all-time edge against the current membership of the Big Ten, including 11 wins in their last 15 such contests since the start of the 2013 season.

LIFTING THE LID

Missouri State is 23-12 in season openers under head coach **Keith Guttin** and 35-19 overall. MSU is just 16-18 all-time in road/neutral field season openers, but will be looking for its sixth-straight opening day victory away from home Friday. The Bears have outscored their last two opening-day opponents by a combined 24-2 margin with matching 12-1 wins over Central Arkansas (2016) and Rhode Island (2017). They also rallied for the first of their 24 come-from-behind wins in 2015 against UT Arlington at the SFA Tipton Ford Classic, following an 11-5 win at UCA four years ago and a 3-2 win at Texas State to kick off the 2013 slate. MSU has employed a potent offense in its openers in recent years, tallying an average of 10.5 runs per outing in its last four season debuts.

Additionally, this weekend's action marks the 18th consecutive year the Bears will open their season on the road. MSU has swept its season-opening slate of action in two of the last three seasons, going 3-0 in Nacogdoches, Texas in 2015

prior to a 2016 three-game sweep in Conway. The Bears have started each of the last seven campaigns with at least six wins in their first 10 games, including their best-ever start (10-1) to a season last spring.

ROAD TO SUCCESS

MSU has proven to be hard to stop on the road over the past three seasons, logging a 53-29 (.736) record in such contests. Including their 15-6 record in neutral-field games over the same stretch, the Bears have gone 68-35 (.660) away from Hammons Field since the start of the 2015 season.

The Bears went 19-13 in true road games a year ago, after finishing with a program-record 21 wins in 27 road contests in 2015. MSU's 0.857 win percentage on the road represented their best since 1978, when they posted an identical percentage with a 12-2 road mark.

Coupled with their 9-3 record in neutral field contests in 2015, the Bears' total of 30 wins away from home was second only to national champion Virginia in the Division I ranks and qualified as the best in school history. The Bears also posted the longest road win streak in Division I baseball in 2015, claiming 11 straight victories from March 15 to April 25.

SERIES SUMMARIES

| | |
|------------------------------------|------|
| All-Time Record vs. Texas Southern | 0-0 |
| Home | 0-0 |
| Road | 0-0 |
| Neutral | 0-0 |
| Current Streak | NA |
| Last Meeting | NA |
| MSU vs. SWAC | 10-3 |
| Keith Guttin vs. Texas Southern | 0-0 |

| | |
|------------------------------|---|
| All-Time Record vs. Lamar | 1-2 |
| Home | 0-0 |
| Road | 1-1 |
| Neutral | 0-1 |
| Current Streak | L2 |
| Last Meeting | Lamar won 17-8 at Houston, Texas (2/19/05) |
| MSU vs. Southland Conference | 40-19 |
| Keith Guttin vs. Lamar | 1-2 |

| | |
|------------------------------|--|
| All-Time Record vs. Illinois | 1-1 |
| Home | 1-1 |
| Road | 0-0 |
| Neutral | 0-0 |
| Current Streak | L1 |
| Last Meeting | Illinois won 6-2 at Meador Park, Springfield, Mo. (3/15/84) |
| MSU vs. Big Ten Conference | 57-34 |
| Keith Guttin vs. Illinois | 1-1 |

BEARS IN SEASON OPENERS

| | |
|-----------------------------------|--------------|
| All-Time Record in Season Openers | 35-19 (.648) |
| Home | 20-1 (.952) |
| Road | 10-12 (.455) |
| Neutral | 5-6 (.455) |
| Under Keith Guttin | 23-12 (.657) |
| vs. Texas Southern | 0-0 (.000) |
| Longest Opening Day Win Streak | 10 (1980-89) |
| Longest Opening Day Losing Streak | 4 (2009-12) |
| Current Streak | W5 |

| | |
|----------------------------------|---------|
| Last 10 Season Openers | 6-4 |
| W, 11-10 ... at Dallas Baptist | 2/22/08 |
| L, 4-19 ... at Middle Tennessee | 2/20/09 |
| L, 0-4 ... at No. 9 Georgia Tech | 2/19/10 |
| L, 2-7 vs. Air Force | 2/18/11 |
| L, 2-3 vs. Tennessee Tech | 2/17/12 |
| W, 3-2 at Texas State | 2/15/13 |
| W, 11-5 at Central Arkansas | 2/14/14 |
| W, 7-2 vs. UT Arlington | 2/13/15 |
| W, 12-1 at Central Arkansas | 2/19/16 |
| W, 12-1 vs. Rhode Island | 2/17/17 |

MISSOURI STATE BASEBALL

Games 1-3 | MISSOURI STATE BEARS at CARDINAL CLASSIC | Feb. 16-18, 2018 | Beaumont, Texas | Vincent-Beck Stadium (3,500) | KBFL 1060 AM/96.9 FM (Corey Riggs)

2017 MVC STANDINGS

| Team | Overall | Pct. | MVC | Pct. |
|-------------------|---------|------|-------|------|
| *Missouri State | 43-20 | .683 | 18-1 | .947 |
| *DBU | 42-21 | .667 | 15-6 | .714 |
| Indiana State | 29-26 | .527 | 12-9 | .571 |
| Southern Illinois | 27-30 | .474 | 10-10 | .500 |
| Wichita State | 28-30 | .483 | 10-11 | .476 |
| Evansville | 18-39 | .316 | 8-12 | .400 |
| Bradley | 20-31 | .392 | 6-14 | .300 |
| Illinois State | 16-40 | .286 | 2-18 | .100 |

*NCAA Regional qualifier

THIS WEEK IN THE VALLEY

Friday, Feb. 16

Evansville vs. Fordham (12 p.m.)
Missouri State vs. Texas Southern (1 p.m.)
 Bradley at Georgia State (3 p.m.)
 Valparaiso at Alabama (4 p.m.)
 Illinois State at Arkansas State (6 p.m.)
 Monmouth at DBU (6:30 p.m.)
 Indiana State at UNLV (9:05 p.m.)
 Southern Illinois at Jacksonville State (TBD)

Saturday, Feb. 17

Evansville vs. Dayton (12 p.m.)
 Bradley at Georgia Tech (1 p.m.)
 Monmouth at DBU (2 p.m.)
 Illinois State at Arkansas State (2 p.m.)
 Valparaiso at Alabama (4 p.m.)
 Indiana State vs. Loyola Marymount (4:05 p.m.)
 Southern Illinois at Jacksonville State (2 p.m.)
Missouri State at Lamar (6 p.m.)

Sunday, Feb. 18

Missouri State vs. Illinois (10 a.m.)
 Evansville vs. Kentucky (11 a.m.)
 Bradley at Kennesaw State (12 p.m.)
 Valparaiso at Alabama (12 p.m.)
 Monmouth at DBU (12:05 p.m.)
 Illinois State at Arkansas State (1 p.m.)
 Southern Illinois at Jacksonville State (1 p.m.)
 Indiana State vs. Oregon (4:05 p.m.)

MVC PRESEASON POLL

| No. | Team (First-place votes) | Points |
|-----|---------------------------|-----------|
| 1. | DBU (7) | 63 |
| 2. | Missouri State (1) | 57 |
| 3. | Indiana State | 42 |
| 4. | Southern Illinois | 35 |
| 5. | Illinois State | 31 |
| 6. | Bradley | 30 |
| 7. | Evansville | 18 |
| 8. | Valparaiso | 12 |

PRESEASON ALL-MVC TEAM

| Pos. | Player | Team |
|------|-------------------------|-----------------------|
| 1B | Luke Mangieri | Bradley |
| 2B | Connor Kopach | Southern Illinois |
| 3B | Tim Millard | DBU |
| SS | Jeremy Eierman | Missouri State |
| C | Garrett Wolforth | DBU |
| UT | Andrew Ivelia | Bradley |
| DH | Dane Giesler | Indiana State |
| OF | Jameson Hannah | DBU |
| OF | Devlin Granberg | DBU |
| OF | Hunter Steinmetz | Missouri State |
| SP | Dylan Coleman | Missouri State |
| SP | Michael Baird | Southern Illinois |
| RP | Ryan Netemeyer | Southern Illinois |
| RP | Jake Fromson | Missouri State |

EIERMAN ON DECK

Junior shortstop **Jeremy Eierman** has been at the forefront of the conversation throughout the fall and leading into the preseason about the Bear with the most promising potential to follow in the footsteps of several recent high-end Major League Baseball Draft picks from Missouri State. Last year, fellow MSU infielder Jake Burger was picked 11th overall by the Chicago White Sox to become the highest-ranking Bears position player ever picked in the draft. In fact, the Bears have seen six players selected in the top 10 rounds of the MLB Draft over the last three seasons, including two first-rounders, with Jon Harris going 29th overall to Toronto in 2015 as well.

Eierman, a USA Baseball Collegiate National Team selection last summer, was a first-team All-America choice of the National Collegiate Baseball Writers Association, *D1Baseball.com* and *Perfect Game USA* after logging a breakthrough 2017 campaign for the Bears, both at the plate and in the middle of the MSU infield as one of the MVC's top defenders. He became the third Bear in the last six seasons to be named the NCBWA's District VI most outstanding player and was a finalist for the Brooks Wallace Award honoring the nation's top shortstop, as well as a semifinalist for the NCBWA's Dick Howser Trophy.

The Warsaw, Mo., product shared the No. 5 spot nationally with 23 home runs after turning in an NCAA postseason to remember, helping the Bears to their third Division I Regional crown by hitting a pair of home runs in Missouri State's opening-round victory over Oklahoma State, as well as a tie-breaking two-run shot in the deciding game against Arkansas. Eierman homered for a fourth time in NCAA play in the Bears' opening game against TCU at the Fort Worth Super Regional as well and hit .333 overall in MSU's six postseason games. Eierman was a unanimous preseason All-American pick and was tabbed for USA Baseball's Golden Spikes Award watch list. He was also named the No. 9 college prospect for the 2018 MLB Draft, as well as the No. 17 overall prospect, by *Baseball America* prior to the start of the season.

FEELING SUPER

Coming off the winningest three-year period in program history with 130 victories since the start of the 2015 season, the Bears have turned in a stretch like no other in school history. Over the last three seasons, nine different players have been selected as All-Americans, six different players have been taken in the top 10 rounds of the MLB Draft, including two first-rounders.

Last year's 43-20 team captured the program's fifth MVC regular-season crown, as well as the NCAA Fayetteville Regional title to advance to Super Regional play for the third time. With their run to the Regional title, the Bears advanced to NCAA Super Regional play for the second time in three seasons and the third time overall as a Division I program in 2017.

NON-CON DOMINATION

MSU has been nearly unstoppable against non-conference competition over the last three seasons, compiling a 69-27 (.719) record in regular-season games versus non-league foes. The Bears, who have won 30 of their last 39 regular-season non-conference home games, have hit .297 as a team overall while out-scoring their non-conference opponents by a 705-410 margin. MSU has hit 107 homers while allowing only 39 long balls against non-league opponents over the same stretch.

COMEBACK KIDS

Missouri State has made a habit of eliminating opposition leads over the last two seasons, totaling 59 come-from-behind victories out of 130 total wins. The Bears rallied for their 18th come-from-behind victory of the season with their walkoff win over Oklahoma State in the opening round of the 2017 NCAA Fayetteville Regional. Missouri State's victory over OSU marked its 59th comeback win since the start of the 2015 season. In 2016, the Bears posted 17 comeback wins, on the heels of a 2015 season that saw them claim victory in 24 such contests.

MSU's comeback from a five-run deficit at Evansville on April 29 matched its biggest rally in the last seven years. Last March, the Bears overcame a 5-0 Arkansas State lead, coming all the way back to defeat the Red Wolves by a 15-11 final tally. The Bears' last come-from-behind win after trailing by five runs occurred on May 26, 2010, when MSU overcame a 7-2 deficit against Southern Illinois at the MVC Championship in Wichita.

In 2015, the Bears rallied from a 2-0 deficit on opening day to knock off UT Arlington, thanks to a late offensive surge. MSU was particularly resilient in MVC play in 2015, capturing eight of their 18 conference victories in comeback fashion.

2018 HONORS

Dylan Coleman

- Preseason All-MVC

Jeremy Eierman

- USA Baseball Golden Spikes Award Watch List
- Baseball America* Preseason All-America (first team)
- D1Baseball.com* Preseason All-America (first team)
- Perfect Game* Preseason All-America (first team)
- Collegiate Baseball* Preseason All-America (first team)
- NCBWA Preseason All-America (second team)
- Preseason All-MVC

Jake Fromson

- NCBWA Stopper of the Year Watch List
- Collegiate Baseball* Preseason All-America (second team)
- Preseason All-MVC

Hunter Steinmetz

- Preseason All-MVC

2017 HONORS

Jack Duffy

- MVC Player of the Week (April 17)

Jeremy Eierman

- NCBWA Dick Howser Trophy Semifinalist
- Brooks Wallace Award Finalist
- D1Baseball.com* All-America (first team)
- NCBWA All-America (first team)
- Perfect Game USA* All-America (first team)
- ABCA/Rawlings All-America (second team)
- Collegiate Baseball* All-America (second team)
- Baseball America* All-America (third team)
- NCBWA District VI Player of the Year
- ABCA/Rawlings All-Midwest Region (first team)
- First-Team All-MVC (SS)
- MVC Player of the Week (Feb. 20, March 6, April 10)
- Collegiate Baseball* National Player of the Week (March 6)

Jake Fromson

- Collegiate Baseball* All-America (third team)
- First-Team All-MVC (RP)
- MVC Pitcher of the Year
- MVC Championship All-Tournament Team (RP)

Keith Guttin

- Dan Callahan MVC Coach of the Year

Austin Knight

- MVC Pitcher of the Week (March 27)

Hunter Steinmetz

- Second-Team All-MVC (OF)
- MVC All-Defensive Team (OF)
- MVC Championship All-Tournament Team (OF)

MISSOURI STATE BASEBALL

Games 1-3 | MISSOURI STATE BEARS at CARDINAL CLASSIC | Feb. 16-18, 2018 | Beaumont, Texas | Vincent-Beck Stadium (3,500) | KBFL 1060 AM/96.9 FM (Corey Riggs)

2017 MSU RECORD BY POSITION

| | |
|-----|---|
| C- | Millas 39 (27-12), Geha 24 (16-8) |
| 1B- | Paulsen 60 (40-20), Brown 3 (3-0) |
| 2B- | Meyer 41 (28-13), Privitera 22 (15-7) |
| 3B- | Burger 63 (43-20) |
| SS- | Eierman 63 (43-20) |
| LF- | Jefferson 52 (35-17), Graham 5 (3-2), Duffy 4 (4-0), Ruff 1 (1-0), Skalnik 1 (0-1) |
| CF- | Steinmetz 62 (42-20), Duffy 1 (1-0) |
| RF- | Duffy 39 (28-11), Ruff 11 (6-5), Jefferson 7 (5-2), Graham 5 (4-1), Turner 1 (0-1) |
| DH- | Graham 35 (26-9), Brown 9 (5-4), Skalnik 7 (4-3), Millas 3 (2-1), Privitera 2 (1-1), Whetstone 2 (1-1), Duffy 1 (0-1), Jefferson 1 (1-0), Geha 1 (1-0), Turner 1 (1-0) |
| P- | Still 17 (13-4), Coleman 16 (11-5), Knutson 15 (13-2), Knight 8 (4-4), Witherspoon 5 (1-4), Gonnerman 1 (1-0), McAlister 1 (0-1) |

2017 MSU RECORD BY BATTING ORDER

| | |
|------|--|
| 1st- | Steinmetz 62 (42-20), Duffy 1 (1-0) |
| 2nd- | Paulsen 35 (24-11), Jefferson 21 (13-8), Burger 3 (3-0), Duffy 1 (1-0), Eierman 1 (1-0), Graham 1 (1-0), Meyer 1 (0-1) |
| 3rd- | Burger 60 (40-20), Eierman 3 (3-0) |
| 4th- | Eierman 44 (28-16), Paulsen 13 (9-4), Meyer 3 (3-0), Graham 3 (3-0) |
| 5th- | Graham 23 (15-8), Eierman 14 (10-4), Meyer 13 (10-3), Paulsen 10 (5-5), Brown 1 (1-0), Duffy 1 (1-0), Skalnik 1 (1-0) |
| 6th- | Meyer 19 (13-6), Jefferson 17 (11-6), Graham 10 (7-3), Duffy 8 (6-2), Skalnik 3 (0-3), Brown 2 (2-0), Paulsen 2 (2-0), Eierman 1 (1-0), Millas 1 (1-0) |
| 7th- | Millas 19 (15-4), Jefferson 11 (7-4), Duffy 11 (8-3), Graham 5 (5-0), Meyer 5 (2-3), Brown 4 (2-2), Skalnik 3 (2-1), Ruff 3 (2-1), Geha 1 (1-0), Whetstone 1 (0-1) |
| 8th- | Millas 17 (11-6), Geha 11 (8-3), Jefferson 8 (7-1), Duffy 8 (6-2), Ruff 6 (4-2), Privitera 4 (2-2), Graham 2 (1-1), Turner 2 (1-1), Whetstone 2 (2-0), Brown 1 (1-0), Millas 1 (0-1), Skalnik 1 (1-0) |
| 9th- | Privitera 20 (14-6), Duffy 15 (11-4), Geha 13 (8-5), Brown 4 (2-2), Millas 4 (2-2), Ruff 3 (2-1), Jefferson 3 (3-0), Graham 1 (1-0) |

MSU HIT STREAKS

| Category | Current | 2017 | Career |
|------------------|---------|------|--------|
| Jeremy Eierman | 6 | 9 | 9 |
| Drew Millas | 3 | 5 | 5 |
| Hunter Steinmetz | 2 | 9 | 19 |
| Logan Geha | 1 | 2 | 2 |
| Jack Duffy | 0 | 4 | 4 |
| John Privitera | 0 | 4 | 4 |
| Landan Ruff | 0 | 3 | 3 |
| Ryan Skalnik | 0 | 2 | 2 |
| Ben Whetstone | 0 | 1 | 1 |

MSU REACHED BASE STREAKS

| Category | Current | 2017 | Career |
|------------------|---------|------|--------|
| Hunter Steinmetz | 10 | 18 | 29 |
| Jeremy Eierman | 6 | 33 | 33 |
| Drew Millas | 3 | 11 | 11 |
| Jack Duffy | 1 | 7 | 7 |
| Logan Geha | 1 | 7 | 7 |
| Matt Brown | 1 | 5 | 5 |
| Ryan Skalnik | 1 | 3 | 3 |
| John Privitera | 0 | 9 | 9 |
| Landan Ruff | 0 | 4 | 4 |
| Ben Whetstone | 0 | 2 | 2 |

IN RARE COMPANY

Bears head coach **Keith Guttin** picked up his 1,200th career victory April 18, 2017, with the Bears' 5-3 win at Missouri. The Bears' 36th-year bench boss also moved up to 23rd in NCAA Division I history for coaching victories with the Bears' MVC-clinching win over Indiana State (May 13), surpassing Jay Bergman with his 1,211th win. He needs 11 more victories to match Jim Dietz's career total in the No. 22 spot on the NCAA's all-time wins list.

With a career record of 1,219-757 (.617), Guttin is the second-winningest coach in MVC history, while his win total ranks sixth among all active Division I head coaches entering the 2018 season.

STREAK FOR THE AGES

Missouri State posted its best-ever-start to a Valley season in 2017 as part of its 22-game MVC win streak. The Bears won their first 18 conference games before falling to Illinois State (May 19) in their regular-season finale. With their 8-5 win over the Redbirds on May 18, the Bears ran their regular-season Valley win streak to a league-record 22-straight games, dating back to their May 15, 2016 win at DBU. They surpassed the previous all-time win streak by an MVC club with their title-clinching win vs. Indiana State on May 13, topping Wichita State's 19-game league win streak (1981-82).

WALK IT OFF

MSU drew a total of 26 free passes at the 2017 MVC Championship last week to surpass the program's single-season record for walks in a season (317 in 2015). The Bears season total of 351 walks led the Valley and ranked fifth nationally for the year. On an individual level, four different Bears ranked among the MVC's leaders for bases on balls this season, led by **Hunter Steinmetz** with a total of 45, which is tied for first in the conference and 35th nationally.

VALLEY FORECAST

With 18 letterwinners returning from last year's 43-20 squad, the Bears were tabbed second in the Missouri Valley Conference's 2018 preseason poll of the league's head coaches. DBU Defending Valley Tournament champion DBU garnered seven of the eight first-place votes and finished with 63 points overall to claim the top spot in the poll.

The Patriots edged the Bears (57 points), who received the remaining first-place vote, while Indiana State (42) and Southern Illinois (35) rounded out the top half of the preseason poll. Illinois State (31) and Bradley finished fifth and sixth, respectively, while Evansville (18) and Valparaiso were slotted into the final two positions in the poll. The league's eight clubs will convene in Dallas at the conclusion of the conference season for the right to represent the Valley in the 2018 NCAA Tournament.

WHAT'S ON TAP

The 2018 Missouri State baseball schedule will feature a total of 53 games, including 24 home dates and match-ups against seven different 2017 NCAA Tournament teams. In all, the Bears are slated to play 23 games against 12 different opponents that rated among the top 125 RPI-finishers a year ago, including 13 contests against NCAA Regional qualifiers.

Highlighting the home portion of the schedule will be a three-game non-conference series (April 13-14) against an Oregon State squad that returns the bulk of its roster from last year's club that earned the top overall national seed in the 2017 NCAA Baseball Championship and advanced to the College World Series with a 56-6 overall record. The Bears will also welcome Arkansas State (March 9-11) and CSUN (March 23-25) to Hammons Field for three-game non-conference series, in addition to hosting meetings with 2017 postseason qualifying clubs from Oklahoma State (March 7) and Oral Roberts (March 13).

MSU's home slate will also feature midweek match-ups with regional foes Southeast Missouri State (March 20) and Murray State (March 21), as well as return visits from Missouri (April 10) and Kansas (May 2) as part of home-and-home series with the Tigers and Jayhawks. The Bears will host three Missouri Valley Conference weekend series, beginning with a three-game set against Evansville (April 6-8), followed by series with Illinois State (April 20-22) and Southern Illinois (May 11-13).

BRINGING HOME THE HARDWARE

Headlined by four league specialty award winners and six first-team selections, a total of 10 Bears were selected for 2017 All-Missouri Valley Conference honors. This season's preseason poll offered more of the same, as four Bears were picked for preseason All-MVC recognition. Senior right-hander **Jake Fromson**, was voted the Valley's Pitcher of the Year last spring, and **Dylan Coleman** was named to the squad, while junior All-America candidates **Jeremy Eierman** and **Hunter Steinmetz** were tabbed as well after strong summers with Team USA and on the Cape, respectively.

NCAA DIVISION I WINNINGEST ACTIVE COACHES

| No. | Coach (School) | W-L-T | Pct. |
|-----|---------------------------------|--------------------|-------------|
| 1 | Mike Martin (Florida State) | 1,944-694-4 | .737 |
| 2 | Jim Morris (Miami) | 1,566-690-4 | .694 |
| 3 | Mike Fox (North Carolina) | 1,385-501-5 | .734 |
| 4 | Paul Mainieri (LSU) | 1,376-694-7 | .664 |
| 5 | John Anderson (Minnesota) | 1,244-845-3 | .595 |
| 6 | Keith Guttin (MSU) | 1,219-759-0 | .616 |
| 7 | Danny Hall (Georgia Tech) | 1,196-622-1 | .658 |
| 8 | Wayne Graham (Rice) | 1,147-497-0 | .698 |
| 9 | Gary Gilmore (Coastal Carolina) | 1,137-559-2 | .670 |
| 10 | Mike Gillespie (UC Irvine) | 1,124-696-2 | .617 |
| 11 | Tony Robichaux (UL Lafayette) | 1,115-711-2 | .611 |
| 12 | Mike Sansing (Kennesaw State) | 1,067-604-0 | .639 |
| 13 | Pat Casey (Oregon State) | 1,016-560-6 | .644 |
| 14 | Elliott Avent (NC State) | 1,015-704-0 | .590 |
| 15 | Brian Shoop (UAB) | 1,006-623-1 | .617 |

*entering 2018 season

GUTTIN'S MILESTONE VICTORIES

| Win | Date | Result | Site |
|-------|---------|-----------------------------|----------------------|
| 1 | 3/5/83 | MSU 8, Indiana State 2 | (Meador Park) |
| 100 | 3/11/86 | MSU 7, Jacksonville 5 | (Jacksonville, Fla.) |
| 200 | 4/16/88 | MSU 4, Eastern Illinois 2 | (Charleston, Ill.) |
| 300 | 5/13/90 | MSU 9, Eastern Illinois 2 | (Chicago, Ill.) |
| *395 | 5/1/93 | MSU 9, UNI 2 | (Meador Park) |
| 400 | 5/9/93 | MSU 7, Wichita State 6 | (Meador Park) |
| 500 | 5/17/96 | MSU 8, Wichita State 7 | (Wichita, Kan.) |
| 600 | 4/24/98 | MSU 13, UNI 7 | (Meador Park) |
| 700 | 5/4/02 | MSU 5, Wichita State 1 | (Wichita, Kan.) |
| 800 | 5/11/05 | MSU 15, Kansas 6 | (Hammons Field) |
| 900 | 5/11/08 | MSU 7, Middle Tennessee 6 | (Hammons Field) |
| 1,000 | 3/3/12 | MSU 3, Northwestern State 2 | (Natchitoches, La.) |
| 1,100 | 3/17/15 | MSU 10, UALR 3 | (Hammons Field) |
| 1,200 | 4/18/17 | MSU 5, Missouri 3 | (Columbia, Mo.) |

*Surpassed Bill Rowe for the all-time Missouri State record for coaching victories

MISSOURI STATE BASEBALL

Games 1-3 | MISSOURI STATE BEARS at CARDINAL CLASSIC | Feb. 16-18, 2018 | Beaumont, Texas | Vincent-Beck Stadium (3,500) | KBFL 1060 AM/96.9 FM (Corey Riggs)

NCBWA DIVISION I POLL (Preseason)

| No. | Team | W-L |
|-----|---------------------|---------|
| 1. | Florida | 52-19 |
| 2. | Oregon State | 56-6 |
| 3. | Texas Tech | 45-17 |
| 4. | Florida State | 46-23 |
| 5. | TCU | 50-18 |
| 6. | Arkansas | 45-19 |
| 7. | North Carolina | 49-14 |
| 8. | Kentucky | 43-23 |
| 9. | Texas A&M | 41-23 |
| 10. | Cal State Fullerton | 39-24 |
| 11. | LSU | 51-20 |
| 12. | UCLA | 30-27 |
| 13. | Stanford | 42-16 |
| 14. | Louisville | 53-12 |
| 15. | Vanderbilt | 36-25-1 |
| 16. | Ole Miss | 32-25 |
| 17. | Mississippi State | 40-27 |
| 18. | Virginia | 43-16 |
| 19. | Clemson | 42-21 |
| 20. | DBU | 42-21 |
| 21. | Texas | 39-24 |
| 22. | South Alabama | 40-21 |
| 23. | Southern Miss | 50-16 |
| 24. | Indiana | 34-24-2 |
| 25. | Houston | 42-21 |
| 26. | Miami (Fla.) | 30-27 |
| 27. | West Virginia | 36-26 |
| 28. | NC State | 36-25 |
| 29. | UCF | 40-22 |
| 30. | Arizona | 38-21 |
| 31. | Duke | 30-28 |
| 32. | South Carolina | 35-25 |
| 33. | Oklahoma | 35-24 |
| 34. | Louisiana-Lafayette | 35-21-1 |
| 35. | Missouri State | 43-20 |

COLLEGIATE BASEBALL POLL (Preseason)

| No. | Team | W-L |
|-----|---------------------|---------|
| 1. | Florida | 52-19 |
| 2. | Oregon State | 56-6 |
| 3. | Arkansas | 45-19 |
| 4. | Florida State | 46-23 |
| 5. | Texas Tech | 45-17 |
| 6. | Vanderbilt | 36-25-1 |
| 7. | North Carolina | 49-14 |
| 8. | Kentucky | 43-23 |
| 9. | TCU | 50-18 |
| 10. | LSU | 52-20 |
| 11. | DBU | 42-21 |
| 12. | Cal State Fullerton | 39-24 |
| 13. | Mississippi State | 40-27 |
| 14. | UCLA | 30-27 |
| 15. | Clemson | 42-21 |
| 16. | Virginia | 43-16 |
| 17. | South Alabama | 40-21 |
| 18. | Louisiana-Lafayette | 35-21-1 |
| 19. | South Carolina | 35-25 |
| 20. | Miami (Fla.) | 32-27 |
| 21. | Louisville | 53-12 |
| 22. | Missouri State | 43-20 |
| 23. | NC State | 36-25 |
| 24. | Stanford | 42-16 |
| 25. | Southern Miss | 50-16 |
| 26. | Texas | 39-24 |
| 27. | Oklahoma State | 30-27 |
| 28. | Winthrop | 34-24 |
| 29. | Georgia Tech | 27-28 |
| 30. | Houston | 42-21 |
| 31. | San Diego | 35-18-1 |
| 32. | Sam Houston State | 44-23 |
| 33. | Texas A&M | 41-23 |
| 34. | Kent State | 37-18 |
| 35. | Auburn | 37-26 |
| 36. | Arizona | 38-21 |
| 37. | Stetson | 27-29 |
| 38. | Ole Miss | 32-25 |
| 39. | Nebraska | 35-22-1 |
| 40. | Michigan | 42-17 |

BEARS IN THE PRO RANKS

Four Missouri State baseball standouts reached contractual agreements with professional organizations after being selected in the 2017 Major League Baseball First-Year Player Draft.

First-round pick **Jake Burger** agreed to terms with the Chicago White Sox after the club selected the three-time All-American third baseman 11th overall in the June 12 draft, while fellow MSU juniors **Trey Turner** and **Doug Still** followed suit by reaching deals with Washington and San Francisco, respectively. Senior first baseman **Justin Paulsen** inked a contract with San Diego after being picked in the 39th round by the Padres.

Former Missouri State baseball standouts **Pierce Johnson** and **Luke Voit** became the 18th and 19th Bears to receive call-ups to the big leagues last year. Johnson was selected by the Cubs in the Comp Round of the 2012 MLB Draft with the 43rd overall pick, while Voit was taken by St. Louis in the 22nd round of the 2013 draft. The duo becomes the the second and third Bears to receive big-league call-ups in the last two seasons after **Buddy Baumann** made his Major League debut with San Diego in July 2016. Voit is one of three former Bears currently on MLB 40-man rosters, joining Baumann and **Brad Ziegler** (Marlins), while 11 additional former MSU standouts remain active in the minor league ranks.

In 2016, two MSU seniors — **Spencer Johnson** and **Sam Perez** — were among those taken in the 2016 Major League Baseball First-Year Player Draft. Perez was the first Missouri Valley Conference player to be chosen in the draft, as the Miami Marlins selected the right-hander in the fifth round with the 143rd overall pick on the second day of the 40-round amateur draft. The following day, Johnson heard his name called by the Houston Astros in the 16th round with the 487th overall pick. With the selections of Johnson and Perez, Missouri State extended an impressive string of talent production that has resulted in at least one Bear being picked in 30 of the last 31 MLB Drafts dating back to 1986.

BEARS ON RADIO

Once again in 2018, Meyer Communications is slated to provide live radio coverage of all 53 Missouri State regular-season games, plus all Bears' games in the Missouri Valley Conference Tournament and any 2018 postseason play.

The broadcasts can be heard primarily on **KBFL 1060 AM** and **96.9 FM** in Springfield with Art Hains, Ben Goss and Corey Riggs describing the action. An online audio stream is available through KBFL's website via RadioSpringfield.com.

BEARS TV BROADCAST SCHEDULE

| Date | Opponent | Outlet | Time |
|----------|-------------------|--------|-----------|
| March 7 | Oklahoma State | ESPN3 | 3 p.m. |
| March 13 | Oral Roberts | ESPN3 | 3 p.m. |
| March 21 | Murray State | ESPN3 | 3 p.m. |
| April 6 | Evansville | ESPN3 | 6:30 p.m. |
| April 7 | Evansville | ESPN3 | 2 p.m. |
| April 8 | Evansville | ESPN3 | 1 p.m. |
| April 10 | Missouri | ESPN3 | 6:30 p.m. |
| April 13 | Oregon State | ESPNU | 11 a.m. |
| April 14 | Oregon State | ESPN3 | 6:30 p.m. |
| April 20 | Illinois State | ESPN3 | 6:30 p.m. |
| April 22 | Illinois State | ESPN3 | 1 p.m. |
| May 2 | Kansas | ESPN3 | 6:30 p.m. |
| May 11 | Southern Illinois | ESPN3 | 6:30 p.m. |
| May 12 | Southern Illinois | ESPN3 | 2 p.m. |

RECENT BEARS IN THE MLB DRAFT

| Year | Player | Team | Round/Overall |
|------|-----------------|------|---------------|
| 2017 | Jake Burger | CWS | 1st/11 |
| | Trey Turner | WAS | 10th/313 |
| | Doug Still | SF | 11th/336 |
| | Jordan Knutson | DET | 24th/725 |
| | Justin Paulsen | SD | 39th/1158 |
| 2016 | Sam Perez | MIA | 5th/143 |
| | Spencer Johnson | HOU | 16th/487 |
| 2015 | Jon Harris | TOR | 1st/29 |
| | Tate Matheny | BOS | 4th/111 |
| | Matt Hall | DET | 6th/190 |
| | Joey Hawkins | STL | 40th/1211 |
| 2014 | Cody Schumacher | STL | 36th/1095 |
| 2013 | Nick Petree | STL | 9th/275 |
| | Grant Gordon | LAA | 10th/307 |
| | Luke Voit | STL | 22nd/665 |
| 2012 | Pierce Johnson | CHC | 1st-Comp/43 |
| | Kevin Medrano | ARI | 18th/573 |
| 2011 | Dan Kickham | DET | 33rd/1007 |
| 2010 | Mike Kickham | SF | 6th/198 |
| | Aaron Meade | LAA | 10th/324 |
| | Pat Doyle | CIN | 24th/727 |
| 2009 | Ben Carlson | CLE | 6th/185 |
| | Buddy Baumann | KC | 7th/212 |
| | Brayden Drake | SD | 12th/354 |
| | Tim Clubb | CHC | 29th/890 |
| | Dallas Hord | MIA | 32nd/968 |
| 2008 | Ryan Mantle | SF | 19th/567 |
| | Matt Frevert | STL | 28th/845 |
| 2007 | Ross Detwiler | WSH | 1st/6 |
| | Scott Carroll | CIN | 3rd/104 |
| | Matt Lawson | TEX | 14th/440 |
| | Jake Shafer | NYG | 41st/1243 |
| 2006 | Brett Sinkbeil | MIA | 1st/19 |
| | Chris Krawczyk | DET | 22nd/652 |
| 2004 | Brooks Colvin | DET | 13th/373 |
| | Derek Drage | PIT | 21st/622 |
| | Jeff Gray | OAK | 32nd/967 |

BEARS ON THE WEB

Missouri State University, in conjunction with SIDEARM Sports, launched a new partnership in August 2016, unveiling a reconstructed **MissouriStateBears.com**, the official MSU Athletics web site. The revamped MissouriStateBears.com will provide MSU fans with improved features and overall customer service. The new-and-improved site uses the latest technology to provide fans with a seamless, robust experience unique to Missouri State University.

In 2015, ESPN and the Missouri Valley Conference announced a 10-year extension to their current media rights agreement that will provide increased coverage of conference events across ESPN platforms through the 2023-24 academic year. Fans can keep tabs on the Bears through **The Valley on ESPN3**. As part of the deal, ESPN, the MVC and its 10 member institutions will work jointly to develop in-house production capabilities at each campus that will provide significant coverage for multiple sports on ESPN3.

MISSOURI STATE BASEBALL

Games 1-3 | MISSOURI STATE BEARS at CARDINAL CLASSIC | Feb. 16-18, 2018 | Beaumont, Texas | Vincent-Beck Stadium (3,500) | KBFL 1060 AM/96.9 FM (Corey Riggs)

USA TODAY COACHES POLL (Preseason)

| No. | Team (1st) | W-L |
|-----|---------------------|---------|
| 1. | Florida (26) | 52-19 |
| 2. | Oregon State (4) | 56-6 |
| 3. | Texas Tech (1) | 45-17 |
| 4. | TCU | 50-18 |
| 5. | Florida State | 46-23 |
| 6. | Arkansas | 45-19 |
| 7. | North Carolina | 49-14 |
| 8. | Kentucky | 43-23 |
| 9. | LSU | 52-20 |
| 10. | Vanderbilt | 36-25-1 |
| 11. | Texas A&M | 41-23 |
| 12. | Cal State Fullerton | 39-24 |
| 13. | Louisville | 53-12 |
| 14. | UCLA | 30-27 |
| 15. | Mississippi State | 40-27 |
| 16. | Stanford | 42-16 |
| 17. | DBU | 42-21 |
| 18. | Virginia | 43-16 |
| 19. | Ole Miss | 32-25 |
| 20. | Texas | 39-24 |
| 21. | Clemson | 42-21 |
| 22. | Houston | 42-21 |
| 23. | South Alabama | 40-21 |
| 24. | Miami (Fla.) | 32-27 |
| 25. | NC State | 36-25 |

D1BASEBALL.COM POLL (Preseason)

| No. | Team | W-L |
|-----|---------------------|-------|
| 1. | Florida | 52-19 |
| 2. | Oregon State | 56-6 |
| 3. | Texas Tech | 45-17 |
| 4. | Arkansas | 45-19 |
| 5. | Florida State | 46-23 |
| 6. | North Carolina | 49-14 |
| 7. | TCU | 50-18 |
| 8. | Kentucky | 43-23 |
| 9. | Ole Miss | 32-25 |
| 10. | Texas A&M | 41-23 |
| 11. | UCLA | 30-27 |
| 12. | Mississippi State | 40-27 |
| 13. | Stanford | 42-16 |
| 14. | Vanderbilt | 36-25 |
| 15. | Louisville | 53-12 |
| 16. | LSU | 51-20 |
| 17. | Cal State Fullerton | 39-24 |
| 18. | DBU | 42-21 |
| 19. | Virginia | 43-16 |
| 20. | South Alabama | 40-21 |
| 21. | Texas | 39-24 |
| 22. | West Virginia | 36-26 |
| 23. | Indiana | 34-24 |
| 24. | Houston | 42-21 |
| 25. | Duke | 30-28 |

BASEBALL AMERICA POLL (Preseason)

| No. | Team | W-L |
|-----|---------------------|-------|
| 1. | Florida | 52-19 |
| 2. | Oregon State | 56-6 |
| 3. | Florida State | 46-23 |
| 4. | Arkansas | 45-21 |
| 5. | Texas Tech | 45-17 |
| 6. | North Carolina | 49-14 |
| 7. | TCU | 50-18 |
| 8. | Kentucky | 43-23 |
| 9. | Stanford | 42-16 |
| 10. | Texas A&M | 41-23 |
| 11. | Cal State Fullerton | 39-24 |
| 12. | Clemson | 42-21 |
| 13. | UCLA | 30-27 |
| 14. | Texas | 39-24 |
| 15. | Virginia | 43-16 |
| 16. | Ole Miss | 32-25 |
| 17. | LSU | 52-20 |
| 18. | Vanderbilt | 36-25 |
| 19. | Louisville | 53-12 |
| 20. | Indiana | 34-24 |
| 21. | Southern Miss | 50-16 |
| 22. | UCF | 40-22 |
| 23. | Mississippi State | 40-27 |
| 24. | South Alabama | 40-21 |
| 25. | St. John's | 42-13 |

2017 STARTING PITCHERS GAME-BY-GAME

Dylan Coleman

| Date | Opponent | IP | H | R | ER | BB | SO | WP | BK | HBP | Score | Record |
|------|-----------------------|------|---|---|----|----|----|----|----|-----|-----------|--------|
| 2/18 | vs. Stony Brook | 2.0 | 2 | 0 | 0 | 0 | 1 | 0 | 0 | 0 | (ND) 7-0 | 0-0 |
| 2/21 | at Oral Roberts | *4.1 | 4 | 4 | 1 | 0 | 7 | 2 | 0 | 1 | (ND) 9-5 | 0-0 |
| 2/26 | at Middle Tennessee | *7.0 | 1 | 0 | 0 | 3 | 8 | 1 | 0 | 0 | (W) 5-0 | 1-0 |
| 3/4 | vs. Central Arkansas | *5.2 | 8 | 3 | 3 | 3 | 4 | 0 | 0 | 2 | (ND) 5-3 | 1-0 |
| 3/11 | at Minnesota | *7.0 | 4 | 2 | 2 | 0 | 7 | 1 | 0 | 2 | (W) 7-2 | 2-0 |
| 3/18 | vs. Memphis | *3.0 | 6 | 5 | 5 | 4 | 4 | 0 | 0 | 0 | (L) 5-6 | 2-1 |
| 3/24 | at Central Michigan-2 | *6.1 | 4 | 1 | 1 | 4 | 7 | 1 | 0 | 0 | (ND) 1-2 | 2-1 |
| 4/1 | vs. Bradley | *7.0 | 8 | 3 | 3 | 3 | 5 | 0 | 0 | 2 | (W) 13-3 | 3-1 |
| 4/8 | vs. Dallas Baptist | *6.0 | 4 | 4 | 4 | 3 | 5 | 0 | 0 | 0 | (W) 11-8 | 4-1 |
| 4/14 | at New Mexico | *4.2 | 7 | 6 | 6 | 4 | 1 | 4 | 0 | 1 | (L) 5-9 | 4-2 |
| 4/23 | vs. Wichita State-1 | *7.0 | 6 | 4 | 3 | 1 | 5 | 1 | 0 | 0 | (W) 13-4 | 5-2 |
| 4/28 | at Evansville | 4.2 | 3 | 5 | 5 | 5 | 7 | 1 | 0 | 1 | (W) 13-8 | 6-2 |
| 5/6 | at Southern Illinois | *4.2 | 8 | 6 | 6 | 4 | 2 | 1 | 0 | 0 | (ND) 19-9 | 6-2 |
| 5/13 | vs. Indiana State | *7.0 | 1 | 1 | 1 | 2 | 8 | 1 | 0 | 0 | (W) 4-1 | 7-2 |
| 5/19 | at Illinois State | *5.0 | 2 | 5 | 5 | 5 | 6 | 1 | 0 | 0 | (L) 4-8 | 7-3 |
| 5/26 | vs. Wichita State | *6.1 | 8 | 3 | 3 | 1 | 13 | 1 | 0 | 0 | (W) 6-3 | 8-3 |
| 6/3 | at Arkansas | *4.1 | 6 | 3 | 3 | 3 | 6 | 0 | 0 | 1 | (ND) 5-4 | 8-3 |
| 6/10 | at TCU | *7.1 | 3 | 2 | 2 | 5 | 10 | 2 | 0 | 1 | (ND) 2-3 | 8-3 |

Austin Knight

| Date | Opponent | IP | H | R | ER | BB | SO | WP | BK | HBP | Score | Record |
|------|-----------------------|------|---|---|----|----|----|----|----|-----|------------|--------|
| 3/1 | at Arkansas State | *5.0 | 4 | 0 | 0 | 2 | 6 | 0 | 0 | 0 | (W) 13-0 | 1-0 |
| 3/7 | at Oklahoma State | 3.2 | 3 | 1 | 1 | 2 | 2 | 1 | 0 | 1 | (ND) 3-7 | 1-0 |
| 3/15 | at Southeast Missouri | *4.0 | 3 | 4 | 4 | 3 | 7 | 0 | 0 | 0 | (ND) 4-5 | 1-0 |
| 3/21 | vs. New Orleans | *7.0 | 5 | 0 | 0 | 2 | 1 | 1 | 0 | 0 | (W) 7-2 | 2-0 |
| 3/28 | vs. Oral Roberts | *6.0 | 4 | 3 | 3 | 4 | 2 | 1 | 1 | 0 | (L) 1-3 | 2-1 |
| 4/14 | at New Mexico | 3.1 | 3 | 3 | 3 | 2 | 1 | 1 | 0 | 1 | (ND) 5-9 | 2-1 |
| 4/18 | at Missouri | *5.0 | 8 | 3 | 2 | 0 | 4 | 0 | 0 | 0 | (ND) 5-3 | 2-1 |
| 4/15 | vs. Missouri | *6.2 | 3 | 0 | 0 | 0 | 5 | 0 | 0 | 1 | (W) 5-1 | 3-1 |
| 5/2 | at Kansas | *5.1 | 5 | 6 | 5 | 1 | 6 | 1 | 0 | 0 | (L) 5-8 | 3-2 |
| 5/7 | at Southern Illinois | 1.1 | 1 | 0 | 0 | 1 | 3 | 0 | 0 | 0 | (ND) 7-4 | 3-2 |
| 5/14 | vs. Indiana State | 0.0 | 0 | 0 | 0 | 1 | 0 | 0 | 0 | 0 | (ND) 5-2 | 3-2 |
| 5/19 | at Illinois State | 3.0 | 4 | 3 | 3 | 3 | 1 | 3 | 0 | 0 | (ND) 4-8 | 3-2 |
| 5/25 | vs. Southern Illinois | 4.2 | 1 | 0 | 0 | 3 | 1 | 0 | 1 | 0 | (ND) 13-3 | 3-2 |
| 5/28 | vs. Illinois State | 2.0 | 3 | 1 | 0 | 2 | 1 | 2 | 0 | 0 | (ND) 2-7 | 3-2 |
| 6/4 | at Arkansas | *2.0 | 7 | 5 | 5 | 0 | 1 | 0 | 0 | 0 | (ND) 10-11 | 3-2 |

Nate Witherspoon

| Date | Opponent | IP | H | R | ER | BB | SO | WP | BK | HBP | Score | Record |
|------|----------------------|------|---|---|----|----|----|----|----|-----|------------|--------|
| 2/19 | at McNeese State | *4.0 | 6 | 4 | 3 | 1 | 1 | 1 | 1 | 1 | (L) 3-4 | 0-1 |
| 3/1 | at Arkansas State | 2.0 | 0 | 0 | 0 | 0 | 4 | 0 | 0 | 0 | (ND) 13-0 | 0-1 |
| 3/4 | vs. Central Arkansas | 1.0 | 0 | 0 | 0 | 0 | 1 | 1 | 0 | 0 | (W) 5-3 | 1-1 |
| 3/7 | at Oklahoma State | *3.1 | 5 | 5 | 5 | 2 | 6 | 0 | 0 | 1 | (L) 3-7 | 1-2 |
| 3/18 | vs. Memphis | 3.0 | 4 | 0 | 0 | 1 | 3 | 1 | 0 | 0 | (ND) 5-6 | 1-2 |
| 3/28 | vs. Oral Roberts | 1.0 | 1 | 0 | 0 | 0 | 1 | 0 | 0 | 0 | (ND) 1-3 | 1-2 |
| 4/4 | vs. Kansas | *4.0 | 4 | 1 | 1 | 2 | 5 | 0 | 0 | 0 | (ND) 2-4 | 1-2 |
| 4/11 | vs. Arkansas | *3.0 | 8 | 4 | 4 | 1 | 6 | 1 | 0 | 0 | (L) 4-12 | 1-3 |
| 4/17 | at Saint Louis | 5.1 | 3 | 3 | 3 | 2 | 2 | 0 | 0 | 0 | (W) 15-8 | 2-3 |
| 4/23 | vs. Wichita State-1 | 2.0 | 1 | 0 | 0 | 0 | 1 | 0 | 0 | 0 | (ND) 13-4 | 2-3 |
| 4/23 | vs. Wichita State-2 | 0.1 | 0 | 0 | 0 | 1 | 1 | 0 | 0 | 0 | (ND) 8-1 | 2-3 |
| 5/2 | at Kansas | 1.0 | 1 | 0 | 0 | 0 | 1 | 0 | 0 | 0 | (ND) 5-8 | 2-3 |
| 5/6 | at Southern Illinois | 1.2 | 2 | 1 | 1 | 0 | 1 | 0 | 0 | 0 | (W) 19-9 | 3-3 |
| 5/26 | vs. Illinois State | *7.0 | 6 | 2 | 2 | 1 | 3 | 0 | 0 | 0 | (W) 8-6 | 4-3 |
| 6/4 | at Arkansas | 3.1 | 2 | 1 | 1 | 3 | 4 | 1 | 0 | 0 | (ND) 10-11 | 4-3 |

* game started

MISSOURI STATE BASEBALL

Games 1-3 | MISSOURI STATE BEARS at CARDINAL CLASSIC | Feb. 16-18, 2018 | Beaumont, Texas | Vincent-Beck Stadium (3,500) | KBFL 1060 AM/96.9 FM (Corey Riggs)

2017 MULTI-HIT GAMES

| Name | 2 | 3 | 4 | 5+ | Total |
|------------------|------------|-----------|----------|----------|------------|
| Jake Burger | 19 | 7 | 0 | 0 | 26 |
| Hunter Steinmetz | 21 | 4 | 0 | 0 | 25 |
| Jeremy Eierman | 15 | 4 | 2 | 0 | 21 |
| Justin Paulsen | 14 | 6 | 1 | 0 | 21 |
| Blake Graham | 12 | 4 | 0 | 0 | 16 |
| Alex Jefferson | 10 | 3 | 0 | 0 | 13 |
| Aaron Meyer | 8 | 4 | 0 | 0 | 12 |
| Drew Millas | 7 | 2 | 0 | 0 | 9 |
| Jack Duffy | 5 | 3 | 0 | 0 | 8 |
| John Privitera | 4 | 0 | 0 | 0 | 4 |
| Landan Ruff | 3 | 0 | 0 | 0 | 3 |
| Logan Geha | 2 | 0 | 0 | 0 | 2 |
| Team | 120 | 37 | 3 | 0 | 160 |

CAREER MULTI-HIT GAMES

| Name | 2 | 3 | 4 | 5+ | Total |
|------------------|------------|-----------|-----------|----------|------------|
| Jake Burger | 53 | 17 | 5 | 0 | 75 |
| Justin Paulsen | 38 | 14 | 1 | 0 | 53 |
| Hunter Steinmetz | 36 | 11 | 0 | 0 | 47 |
| Blake Graham | 32 | 9 | 1 | 0 | 42 |
| Aaron Meyer | 27 | 12 | 1 | 0 | 40 |
| Jeremy Eierman | 25 | 7 | 4 | 1 | 37 |
| Alex Jefferson | 17 | 7 | 0 | 0 | 24 |
| Drew Millas | 7 | 2 | 0 | 0 | 9 |
| Jack Duffy | 5 | 3 | 0 | 0 | 8 |
| John Privitera | 4 | 0 | 0 | 0 | 4 |
| Landan Ruff | 3 | 0 | 0 | 0 | 3 |
| Logan Geha | 2 | 0 | 0 | 0 | 2 |
| Team | 250 | 82 | 12 | 1 | 345 |

2017 MULTI-RBI GAMES

| Name | 2 | 3 | 4 | 5+ | Total |
|------------------|-----------|-----------|----------|----------|-----------|
| Jeremy Eierman | 10 | 6 | 1 | 2 | 19 |
| Jake Burger | 7 | 5 | 2 | 2 | 16 |
| Justin Paulsen | 9 | 6 | 0 | 0 | 15 |
| Hunter Steinmetz | 7 | 4 | 0 | 0 | 11 |
| Blake Graham | 6 | 1 | 1 | 1 | 9 |
| Aaron Meyer | 7 | 0 | 0 | 1 | 8 |
| Drew Millas | 5 | 1 | 0 | 0 | 6 |
| Landan Ruff | 2 | 1 | 0 | 0 | 3 |
| Jack Duffy | 2 | 1 | 0 | 0 | 3 |
| Alex Jefferson | 1 | 2 | 0 | 0 | 3 |
| John Privitera | 0 | 0 | 1 | 0 | 1 |
| Ryan Skalnik | 0 | 1 | 0 | 0 | 1 |
| Logan Geha | 2 | 0 | 0 | 0 | 2 |
| Team | 58 | 28 | 5 | 6 | 97 |

CAREER MULTI-RBI GAMES

| Name | 2 | 3 | 4 | 5+ | Total |
|------------------|------------|-----------|-----------|----------|------------|
| Jake Burger | 17 | 19 | 5 | 4 | 45 |
| Justin Paulsen | 29 | 12 | 2 | 0 | 43 |
| Jeremy Eierman | 18 | 9 | 5 | 2 | 34 |
| Blake Graham | 20 | 5 | 1 | 1 | 27 |
| Hunter Steinmetz | 13 | 6 | 0 | 0 | 19 |
| Aaron Meyer | 13 | 1 | 1 | 1 | 16 |
| Alex Jefferson | 4 | 6 | 0 | 0 | 10 |
| Drew Millas | 4 | 1 | 0 | 0 | 5 |
| Jack Duffy | 2 | 1 | 0 | 0 | 3 |
| Landan Ruff | 2 | 1 | 0 | 0 | 3 |
| Logan Geha | 2 | 0 | 0 | 0 | 2 |
| Ryan Skalnik | 0 | 1 | 0 | 0 | 1 |
| John Privitera | 0 | 0 | 1 | 0 | 1 |
| Team | 124 | 62 | 15 | 8 | 209 |


2017 HOME RUN TRACKER

| No. | Player (No.) | Opp. (Date) | On Base | Inn. | Outs. | Pitcher (T) |
|-----|----------------------|------------------------------|---------|------|-------|-----------------|
| 1. | Jake Burger (1) | vs. Rhode Island (2/17) | 2 | 6 | 1 | Robinson (R) |
| 2. | Jeremy Eierman (1) | vs. Rhode Island (2/17) | 1 | 8 | 0 | Veiga (L) |
| 3. | Justin Paulsen (1) | vs. Stony Brook (2/18) | 2 | 1 | 2 | Montefusco (R) |
| 4. | Blake Graham (1) | vs. Stony Brook (2/18) | 0 | 2 | 0 | Montefusco (R) |
| 5. | Jeremy Eierman (2) | at McNeese State (2/19) | 2 | 3 | 2 | Sanders (L) |
| 6. | Jake Burger (2) | at Lipscomb (2/25) | 0 | 6 | 0 | Passantino (R) |
| 7. | Jeremy Eierman (3) | at Lipscomb (2/25) | 1 | 6 | 0 | Passantino (R) |
| 8. | Drew Millas (1) | at Lipscomb (2/25) | 0 | 11 | 0 | Kemp (R) |
| 9. | Jeremy Eierman (4) | vs. Central Arkansas (3/3) | 0 | 4 | 0 | Tice (R) |
| 10. | Jeremy Eierman (5) | vs. Central Arkansas (3/4) | 0 | 2 | 0 | Murray (R) |
| 11. | Ryan Skalnik (1) | vs. Central Arkansas (3/4) | 0 | 4 | 0 | Murray (R) |
| 12. | Jake Burger (3) | vs. Central Arkansas (3/4) | 2 | 6 | 2 | Tillery (L) |
| 13. | Jake Burger (4) | vs. Central Arkansas (3/5) | 0 | 4 | 0 | Hageria (R) |
| 14. | Jeremy Eierman (6) | vs. Central Arkansas (3/5) | 1 | 4 | 0 | Hageria (R) |
| 15. | Hunter Steinmetz (1) | at Oklahoma State (3/7) | 0 | 5 | 2 | Teel (L) |
| 16. | Jake Burger (5) | at Minnesota (3/10) | 0 | 6 | 0 | Gilbreath (L) |
| 17. | Alex Jefferson (1) | at Minnesota (3/11) | 0 | 2 | 2 | Schulze (R) |
| 18. | Jake Burger (6) | at Minnesota (3/12) | 2 | 3 | 1 | Anderson (R) |
| 19. | Alex Jefferson (2) | at Minnesota (3/12) | 2 | 4 | 2 | Anderson (R) |
| 20. | Jake Burger (7) | at Minnesota (3/12) | 0 | 4 | 2 | Anderson (R) |
| 21. | Jake Burger (8) | vs. Memphis (3/17) | 0 | 8 | 0 | Bobo (L) |
| 22. | Jake Burger (9) | vs. Memphis (3/18) | 0 | 1 | 2 | Crosby (L) |
| 23. | Jeremy Eierman (7) | vs. Memphis (3/19) | 1 | 5 | 1 | Alexander (R) |
| 24. | Jeremy Eierman (8) | vs. Bradley (3/31) | 0 | 4 | 0 | Stong (R) |
| 25. | Jake Burger (10) | vs. Bradley (3/31) | 1 | 11 | 1 | Scheuermann (R) |
| 26. | Jeremy Eierman (9) | vs. Bradley (4/1) | 0 | 2 | 0 | Gray (R) |
| 27. | Jeremy Eierman (10) | vs. Bradley (4/1) | 2 | 5 | 1 | Janssen (R) |
| 28. | Jake Burger (11) | vs. Bradley (4/1) | 0 | 6 | 0 | Plassmeyer (L) |
| 29. | Blake Graham (2) | vs. DBU (4/7) | 0 | 2 | 2 | Gaither (R) |
| 30. | Justin Paulsen (2) | vs. DBU (4/7) | 1 | 5 | 1 | Gaither (R) |
| 31. | Matt Brown (1) | vs. DBU (4/7) | 0 | 7 | 0 | Fouse (R) |
| 32. | Justin Paulsen (3) | vs. DBU (4/8) | 1 | 1 | 0 | Weaver (L) |
| 33. | Justin Paulsen (4) | vs. DBU (4/8) | 0 | 2 | 0 | Kechely (R) |
| 34. | Jeremy Eierman (11) | vs. DBU (4/8) | 0 | 4 | 0 | Conn (R) |
| 35. | Aaron Meyer (1) | vs. DBU (4/8) | 2 | 8 | 2 | Fritz (R) |
| 36. | Jake Burger (12) | vs. DBU (4/9) | 1 | 1 | 1 | Martinson (L) |
| 37. | Jeremy Eierman (12) | vs. DBU (4/9) | 1 | 6 | 0 | Higgins (R) |
| 38. | Aaron Meyer (2) | vs. DBU (4/9) | 0 | 6 | 0 | Higgins (R) |
| 39. | Jake Burger (13) | vs. Arkansas (4/11) | 0 | 1 | 2 | Murphy (L) |
| 40. | Blake Graham (3) | at New Mexico (4/13) | 0 | 4 | 0 | Harrington (R) |
| 41. | Jake Burger (14) | at New Mexico (4/14) | 1 | 1 | 1 | Stevens (R) |
| 42. | Blake Graham (4) | at New Mexico (4/15) | 0 | 2 | 0 | Tripp (R) |
| 43. | Jeremy Eierman (13) | at New Mexico (4/15) | 1 | 3 | 2 | Tripp (R) |
| 44. | Aaron Meyer (3) | at Saint Louis (4/17) | 0 | 2 | 0 | Acton (R) |
| 45. | Jake Burger (15) | at Saint Louis (4/17) | 3 | 2 | 1 | Acton (R) |
| 46. | Jeremy Eierman (14) | at Saint Louis (4/17) | 2 | 9 | 2 | Patton (L) |
| 47. | Jake Burger (16) | at Missouri (4/18) | 1 | 3 | 1 | Toelken (R) |
| 48. | Jeremy Eierman (15) | vs. Wichita State (4/22) | 1 | 6 | 2 | Sanburn (R) |
| 49. | Alex Jefferson (3) | vs. Wichita State (4/23) | 0 | 4 | 0 | Tyler (L) |
| 50. | Jake Burger (17) | vs. Wichita State (4/23) | 2 | 4 | 1 | Snively (R) |
| 51. | Blake Graham (5) | vs. Wichita State (4/23) | 3 | 7 | 1 | Keller (R) |
| 52. | Aaron Meyer (4) | vs. Wichita State (4/23) | 1 | 1 | 2 | Barnhouse (R) |
| 53. | Justin Paulsen (5) | vs. Missouri (4/25) | 0 | 4 | 0 | Toelken (R) |
| 54. | Hunter Steinmetz (2) | vs. Missouri (4/25) | 0 | 5 | 0 | Toelken (R) |
| 55. | Landan Ruff (1) | vs. Missouri (4/25) | 2 | 8 | 2 | Sikkema (L) |
| 56. | Jeremy Eierman (16) | at Evansville (4/28) | 1 | 4 | 0 | Schnieders (R) |
| 57. | Jeremy Eierman (17) | at Evansville (4/28) | 1 | 6 | 2 | Porterfield (L) |
| 58. | Jake Burger (18) | at Evansville (4/29) | 0 | 7 | 0 | Brady (R) |
| 59. | Hunter Steinmetz (3) | at Kansas (5/2) | 0 | 2 | 2 | Rackoski (R) |
| 60. | Blake Graham (6) | at Southern Illinois (5/6) | 2 | 5 | 0 | McPheron (R) |
| 61. | Jake Burger (19) | at Southern Illinois (5/6) | 2 | 9 | 1 | Harrison (L) |
| 62. | Jeremy Eierman (18) | at Southern Illinois (5/7) | 2 | 11 | 0 | Netemeyer (R) |
| 63. | Jake Burger (20) | vs. Indiana State (5/12) | 1 | 3 | 0 | Kincanon (R) |
| 64. | Logan Geha (1) | vs. Indiana State (5/13) | 1 | 6 | 2 | Ward (R) |
| 65. | Blake Graham (7) | vs. Indiana State (5/14) | 0 | 6 | 0 | Keaffaber (L) |
| 66. | Blake Graham (8) | at Illinois State (5/18) | 1 | 2 | 0 | Huffman (R) |
| 67. | Hunter Steinmetz (4) | at Illinois State (5/19) | 2 | 8 | 1 | Lindgren (R) |
| 68. | Jeremy Eierman (19) | vs. Southern Illinois (5/25) | 1 | 4 | 0 | Baird (R) |
| 69. | Jake Burger (21) | vs. Southern Illinois (5/25) | 3 | 7 | 1 | Williams (R) |
| 70. | Blake Graham (9) | vs. Wichita State (5/26) | 0 | 2 | 0 | Evans (R) |
| 71. | Justin Paulsen (6) | vs. Wichita State (5/26) | 0 | 3 | 0 | Evans (R) |
| 72. | Jake Burger (22) | vs. Wichita State (5/26) | 0 | 3 | 0 | Evans (R) |
| 73. | Jeremy Eierman (20) | vs. Oklahoma State (6/2) | 0 | 5 | 0 | Teel (L) |
| 74. | Jeremy Eierman (21) | vs. Oklahoma State (6/2) | 1 | 9 | 2 | Cobb (R) |
| 75. | Hunter Steinmetz (5) | at Arkansas (6/3) | 0 | 1 | 0 | Knight (R) |
| 76. | Justin Paulsen (7) | at Arkansas (6/3) | 1 | 3 | 1 | Knight (R) |
| 77. | Hunter Steinmetz (6) | at Arkansas (6/4) | 1 | 9 | 2 | Reindl (R) |
| 78. | Jeremy Eierman (22) | at Arkansas (6/5) | 1 | 6 | 1 | Alberius (R) |
| 79. | Jeremy Eierman (23) | at TCU (6/10) | 0 | 2 | 0 | Janczak (R) |
| 80. | Hunter Steinmetz (7) | at TCU (6/11) | 0 | 1 | 0 | Howard (R) |

MISSOURI STATE BASEBALL

Games 1-3 | MISSOURI STATE BEARS at CARDINAL CLASSIC | Feb. 16-18, 2018 | Beaumont, Texas | Vincent-Beck Stadium (3,500) | KBFL 1060 AM/96.9 FM (Corey Riggs)

RETIRED NUMBERS



Bill Rowe

On Saturday, May 8, 2004, former head baseball coach and director of athletics **Bill Rowe** became the first person in the 48-year history of the MSU baseball program to have his number retired.

Rowe guided the baseball Bears as head coach for 19 years from the start of the program in 1964 through its final season in NCAA Division II in 1982. He led the Bears to a 394-230-1 record and four Division II College World Series appearances. Under Rowe, the Bears finished as national runners-up in 1969 and finished third nationally in 1970 (just the sixth and seventh years of the program). As athletic director, Rowe guided the Bears from

Division II to Division I and saw the Bears change leagues from the MIAA and Mid-Continent Conferences to a current membership in the Missouri Valley Conference.

The retirement ceremony for Rowe's jersey was held prior to the Bears' doubleheader against Illinois State.

The indoor practice facility at Hammons Field also bears Rowe's name as of January 30, 2010.



Ryan Howard

On Dec. 18, 2010, Missouri State retired the No. 6 jersey of former Bear and 2006 National League Most Valuable Player **Ryan Howard** at JQH Arena.

A St. Louis native who played at Missouri State from 1999-2001, Howard finished his collegiate career with 50 home runs, 183 RBIs and a .335 career average in 172 games. He was the 1999 Missouri Valley Conference Freshman of the Year and MSU's A.E. "Ted" Willis Most Valuable Player in 2000.

Since being drafted by Philadelphia in the fifth round of the 2001 draft, Howard has enjoyed a standout professional career. His long list of accomplishments as a member of

the Phillies includes 2005 National League Rookie of the Year, 2006 NL MVP, 2006 Home Run Derby champion, 2008 World Series champion, 2009 NLCS MVP and three All-Star selections.

Howard debuted with the Phillies in 2004, accumulating a career batting average of .258 with 382 homers and 1,194 RBIs in 1,572 MLB games over 13 seasons.



BEARS IN THE BIGS

- Scott Bailes
- Mark Bailey
- Buddy Baumann* (San Diego Padres)
- Scott Carroll
- Matt Cepicky
- Ross Detwiler
- Bart Evans
- Jeff Gray
- Jason Hart
- Ryan Howard
- Pierce Johnson
- Mike Kickham
- Shaun Marcum
- Bill Mueller
- Matt Palmer
- John Rheinecker
- Brett Sinkbeil
- Luke Voit* (St. Louis Cardinals)
- Brad Ziegler* (Miami Marlins)

2017 SERIES BREAKDOWN

| Series | W-L | Hitting | | | | | | Pitching | | | |
|--------------------|-----|---------|----|----|----|----|-------|----------|-------|------|--|
| | | Avg. | R | 2B | HR | SB | FLD% | ERA | SO/BB | BAA | |
| Rhode Island | 1-0 | .281 | 12 | 3 | 2 | 0 | 1.000 | 1.00 | 7/1 | .219 | |
| Stony Brook | 1-0 | .219 | 7 | 3 | 2 | 2 | .977 | 0.00 | 3/0 | .172 | |
| McNeese State | 0-1 | .188 | 3 | 1 | 1 | 0 | .972 | 3.38 | 5/2 | .259 | |
| Oral Roberts | 1-1 | .243 | 10 | 4 | 0 | 0 | .974 | 2.00 | 19/7 | .197 | |
| Belmont | 1-0 | .351 | 7 | 3 | 0 | 1 | 1.000 | 5.00 | 11/3 | .194 | |
| Lipscomb | 1-0 | .283 | 6 | 1 | 3 | 2 | 1.000 | 3.27 | 18/2 | .200 | |
| Middle Tennessee | 1-0 | .265 | 5 | 4 | 0 | 0 | .949 | 0.00 | 10/3 | .067 | |
| Arkansas State | 1-0 | .219 | 13 | 2 | 0 | 0 | .943 | 0.00 | 13/3 | .161 | |
| Central Arkansas | 3-0 | .245 | 14 | 3 | 6 | 1 | .982 | 1.00 | 30/13 | .181 | |
| Oklahoma State | 1-1 | .227 | 9 | 2 | 3 | 4 | 1.000 | 6.35 | 16/7 | .333 | |
| Minnesota | 2-1 | .245 | 21 | 6 | 5 | 5 | .963 | 2.77 | 29/4 | .182 | |
| Southeast Missouri | 0-1 | .273 | 4 | 0 | 0 | 0 | .973 | 5.40 | 14/6 | .258 | |
| Memphis | 1-2 | .340 | 18 | 6 | 3 | 4 | .983 | 5.00 | 30/7 | .284 | |
| New Orleans | 1-0 | .371 | 7 | 2 | 0 | 1 | 1.000 | 2.00 | 5/3 | .233 | |
| Central Michigan | 1-2 | .307 | 17 | 4 | 0 | 4 | .958 | 2.13 | 22/11 | .234 | |
| Bradley | 3-0 | .309 | 27 | 8 | 5 | 0 | .983 | 2.33 | 22/6 | .223 | |
| Kansas | 0-2 | .266 | 7 | 1 | 1 | 0 | .973 | 4.76 | 23/9 | .262 | |
| DBU | 3-0 | .293 | 23 | 5 | 10 | 4 | .983 | 4.00 | 32/9 | .204 | |
| Arkansas | 2-2 | .241 | 22 | 5 | 5 | 3 | .979 | 7.20 | 38/19 | .301 | |
| New Mexico | 1-2 | .304 | 21 | 5 | 4 | 2 | .974 | 9.36 | 8/16 | .306 | |
| Saint Louis | 1-0 | .325 | 15 | 5 | 3 | 1 | .976 | 7.00 | 5/4 | .235 | |
| Missouri | 2-0 | .238 | 10 | 3 | 4 | 0 | .964 | 1.00 | 17/1 | .209 | |
| Wichita State | 4-0 | .343 | 39 | 8 | 8 | 3 | .974 | 2.75 | 41/11 | .215 | |
| Evansville | 2-0 | .257 | 22 | 5 | 3 | 2 | .970 | 6.00 | 22/10 | .254 | |
| Southern Illinois | 4-0 | .272 | 46 | 13 | 5 | 2 | .981 | 4.14 | 30/15 | .243 | |
| Indiana State | 3-0 | .356 | 23 | 6 | 3 | 8 | .971 | 2.42 | 32/9 | .163 | |
| Illinois State | 2-3 | .200 | 22 | 4 | 2 | 6 | .949 | 3.56 | 40/20 | .244 | |
| TCU | 0-2 | .152 | 3 | 1 | 2 | 3 | .987 | 5.29 | 18/10 | .284 | |

2017 SINGLE-GAME HIGHS

| Batting | Individual | Team |
|----------------|--|-------------------------------|
| At Bats | 6, (17 times) | 46 at Lipscomb (2/25) |
| Runs | 4, Jake Burger at Saint Louis (4/17) | 18 at Southern Illinois (5/6) |
| | 4, Hunter Steinmetz at Arkansas (6/4) | |
| Hits | 4, (3 times) | 18 at Central Michigan (3/24) |
| Doubles | 3, Jeremy Eierman at Saint Louis (4/17) | 5 at Saint Louis (4/17) |
| | 3, Justin Paulsen at Evansville (4/29) | |
| Triples | 1, (5 times) | 1 (5 times) |
| Home Runs | 2, (5 times) | 4 vs. DBU (4/8) |
| Runs Batted In | 6, Blake Graham vs. Wichita State (4/23) | 18 at Southern Illinois (5/6) |
| Total Bases | 10, Jeremy Eierman at Saint Louis (4/17) | 30 vs. DBU (4/8) |
| Stolen Bases | 2, Jeremy Eierman at TCU (6/11) | 6 vs. Indiana State (5/12) |
| Walks | 4, Alex Jefferson at Evansville (4/28) | 13 at Evansville (4/28) |
| Strikeouts | 3, (17 times) | 16 at Southern Illinois (5/5) |
| | | 16 at Arkansas (6/5) |

| Fielding | Individual | Team |
|--------------|---|-----------------------|
| Putouts | 18, Drew Millas at Lipscomb (2/25) | 33 (3 times) |
| Assists | 7, Jeremy Eierman at Saint Louis (4/17) | 17 vs. Bradley (3/31) |
| Errors | 2, (6 times) | 4 (3 times) |
| Double Plays | 3, Justin Paulsen (3 times) | 3 (5 times) |
| | 3, Aaron Meyer (2 times) | |

| Pitching | Individual | Team |
|---------------------|--|-------------------------|
| Innings Pitched | 9.0, Doug Still at New Mexico (4/15) | 11.0 at Lipscomb (2/25) |
| | 11.0 vs. Bradley (3/31) | |
| | 11.0 at Southern Illinois (5/7) | |
| Runs Allowed | 8, Jordan Knutson at New Mexico (4/13) | 17 at New Mexico (4/13) |
| Earned Runs Allowed | 8, Jordan Knutson at New Mexico (4/13) | 17 at New Mexico (4/13) |
| Hits Allowed | 10, Jordan Knutson at New Mexico (4/13) | 18 vs. Arkansas (4/11) |
| Walks | 5, Doug Still vs. Central Arkansas (3/5) | 9 at New Mexico (4/13) |
| | 5, Dylan Coleman (2 times) | |
| Strikeouts | 13, Jordan Knutson vs. DBU (4/7) | 18 at Lipscomb (2/25) |
| | 13, Dylan Coleman vs. Wichita State (5/26) | |

MISSOURI STATE BASEBALL

Games 1-3 | MISSOURI STATE BEARS at CARDINAL CLASSIC | Feb. 16-18, 2018 | Beaumont, Texas | Vincent-Beck Stadium (3,500) | KBFL 106.0 AM/96.9 FM (Corey Riggs)

2017 SEASON RESULTS

| Date | MSU Totals | Opponent | Opp. Totals | W/L | Record | Winner | Loser | Save | Highlights |
|------|------------|----------------------------------|-------------|--------|--------|-------------------|-------------------|---------------|---|
| 2/17 | 12-9-0 | vs. Rhode Island ^A | 1-7-0 | W | 1-0 | STILL (1-0) | Wilson (0-1) | -- | Still 6.0 IP, 5 H, 1 ER; Eierman 3-4, HR, 3 RBI |
| 2/18 | 7-7-1 | vs. Stony Brook ^A | 0-5-0 | W | 2-0 | KNUTSON (1-0) | Montefusco (0-1) | -- | Knutson 7.0 IP, 3 H, 0 ER; Paulsen 3-run HR; Millas 2-run 2B |
| 2/19 | 3-6-1 | at McNeese State ^A | 4-7-2 | L | 2-1 | Sanders (1-0) | WITHERSPOON (0-1) | Kober (1) | Eierman 2-4, HR (2), 3 RBI; Fromson 4.0 IP, 1 H, 0 ER, 4 K's |
| 2/21 | 9-13-1 | at Oral Roberts | 5-7-1 | W | 3-1 | TURNER (1-0) | Eubanks (0-1) | -- | Paulsen 4-5, 2B, RBI; Skalknik 3-run 2B; Turner 2.1 IP, 2 K's |
| 2/24 | 7-13-0 | at Belmont [@] | 5-6-0 | W | 4-1 | FROMSON (1-0) | Reynolds (0-1) | YOUNG (1) | Fromson 3.2 IP, 0 R, 3 K's; Millas 2-2, GWRBI off bench |
| 2/25 | 6-13-0 | at Lipscomb [@] | 4-8-1 | W (11) | 5-1 | TURNER (2-0) | Kemp (0-1) | YOUNG (2) | Turner 4.0 IP, 8 K's; Eierman 2-run HR; Millas 3-5, HR in 11th |
| 2/26 | 5-9-2 | at Middle Tennessee [@] | 0-2-0 | W | 6-1 | COLEMAN (1-0) | Lester (0-1) | -- | Coleman 7.0 IP, 1 H, 0 R, 8 K's; Paulsen 3-4, 2 R, 2 RBIs |
| 3/1 | 13-7-2 | at Arkansas State | 0-5-1 | W | 7-1 | KNIGHT (1-0) | Patterson (1-1) | -- | MSU 8-run 4th; Knight 5.0 IP, 4 H, 0R, 6 K's; Paulsen 3-4, 2B, 3 RBI |
| 3/3 | 5-4-1 | Central Arkansas | 0-6-0 | W | 8-1 | KNUTSON (2-0) | Tice (1-1) | -- | Knutson 5.1 IP, 0 ER, 8 K's; Jefferson 2-4 |
| 3/4 | 5-8-1 | Central Arkansas | 3-9-0 | W | 9-1 | WITHERSPOON (1-0) | Tillery (0-1) | YOUNG (3) | Burger 2-4, HR, 3 RBI; Young 30th career save |
| 3/5 | 4-11-0 | Central Arkansas | 0-2-1 | W | 10-1 | FROMSON (2-0) | Hagerla (1-2) | -- | Eierman 2-4, HR in 3rd straight game; Fromson 3.2 IP, 0 H |
| 3/7 | 3-6-0 | at Oklahoma State | 7-9-2 | L | 10-2 | Teel (1-1) | WITHERSPOON (1-2) | -- | Steinmetz 2-4, HR, RBI, SB; MSU win streak stopped at 8 |
| 3/10 | 2-4-1 | at Minnesota | 5-6-0 | L | 10-3 | Hanson (2-1) | KNUTSON (2-1) | Glowicki (5) | UM scores 3 in 8th to snap 2-2 tie; Knutson 7.0 IP, 4 H, 7 K's |
| 3/11 | 7-8-1 | at Minnesota | 2-4-0 | W | 11-3 | COLEMAN (2-0) | Schulze (1-2) | -- | Jefferson 2.0 IP, 8 K's; Coleman 7.0 IP, 4 H, 2 ER, 7 K's |
| 3/12 | 12-12-2 | at Minnesota | 3-8-0 | W | 12-3 | STILL (2-0) | Anderson (1-2) | -- | Still 7.0 IP, 1 ER, 8 K's; Steinmetz 2-3, 3 R, 2 RBI; Burger 2 HR, 5 RBIs |
| 3/15 | 4-9-1 | at Southeast Missouri | 5-8-0 | L | 12-4 | Ward (1-0) | YOUNG (0-1) | -- | Paulsen 3-4, 2 RBI; Steinmetz 3-5; Bears rally from four-run deficit |
| 3/17 | 9-12-0 | Memphis | 5-8-1 | W | 13-4 | KNUTSON (3-1) | Hicks (2-1) | -- | Steinmetz 2-3, 3 RBI; Eierman 3-4, 2 R, RBI |
| 3/18 | 5-12-0 | Memphis | 6-13-0 | L | 13-5 | Crosby (3-0) | COLEMAN (2-1) | Hathcock (6) | Jefferson 3-5, RBI; Burger 2-4, HR in 2nd straight game |
| 3/19 | 4-12-2 | Memphis | 5-10-3 | L | 13-6 | Alexander (3-1) | FROMSON (2-1) | Hathcock (7) | Jefferson 3-5; Bears squander pair of two-run leads |
| 3/21 | 7-13-0 | New Orleans | 2-7-2 | W | 14-6 | KNIGHT (2-0) | Martin (2-2) | -- | Knight 7.0 IP, 5 H, 0 ER; Paulsen 3-5, RBI; Burger 2-4, 2 RBI |
| 3/24 | 12-18-1 | at Central Michigan-1 | 1-6-3 | W | 15-6 | KNUTSON (4-1) | Cole (1-4) | -- | Burger 3-5, 2 RBI; Season-high 18 MSU hits |
| 3/24 | 1-9-0 | at Central Michigan-2 | 2-6-0 | L | 15-7 | Bradley (3-0) | FROMSON (2-2) | -- | CMU squeeze in 9th game-winner; Coleman 6.1 IP, 1 ER, 7 K's |
| 3/26 | 4-8-4 | at Central Michigan | 7-10-0 | L | 15-8 | Leatherman (2-3) | STILL (2-1) | -- | Paulsen 2-4, 3 RBI; Burger 14-game hit streak |
| 3/28 | 1-4-1 | Oral Roberts | 3-6-3 | L | 15-9 | Michaels (3-1) | KNIGHT (2-1) | Stout (3) | Knight 6.0 IP, 4 H, 3 ER; Paulsen 2-2, 2 BB; Meyer 2-4, RBI |
| 3/31 | 5-8-1 | Bradley* | 3-11-1 | W (11) | 16-9 | FROMSON (3-2) | Scheuermann (0-3) | -- | Burger GW 2-run HR in 11th; Fromson 5.0 IP, 0 ER, 5 K's |
| 4/1 | 13-10-1 | Bradley* | 3-8-0 | W | 17-9 | COLEMAN (3-1) | Gray (0-1) | -- | Eierman 2-run HR; Burger 2-4, HR (11), 2 RBI |
| 4/2 | 9-12-0 | Bradley* | 2-4-0 | W | 18-9 | STILL (3-1) | Cook (6-1) | -- | Paulsen 2-4, 2 RBI; Still 7.0 IP, 4 H, 2 ER, 4 K's |
| 4/4 | 2-7-0 | Kansas | 4-8-1 | L | 18-10 | Leban (2-1) | FROMSON (3-3) | Villines (7) | KU rallies for two in 8th; Graham 2-4; Witherspoon 4.0 IP, 5 K's |
| 4/7 | 5-8-0 | DBU* | 1-2-0 | W | 19-10 | KNUTSON (5-1) | Gaither (4-2) | -- | Knutson 8.0 IP, 2 H, 1 ER, 13 K's; Graham 2-4, HR |
| 4/8 | 11-13-1 | DBU* | 8-10-0 | W | 20-10 | COLEMAN (4-1) | Weaver (0-2) | -- | Meyer 3-5, HR, 3B, 2B, 5 RBI; Paulsen 2 HR, 3 RBI |
| 4/9 | 7-6-1 | DBU* | 3-9-0 | W | 21-10 | STILL (4-1) | Martinson (3-3) | -- | Still 7.0, 6 H, 1 ER, 8 K's; Burger HR, 3 RBIs |
| 4/11 | 4-9-2 | Arkansas | 12-18-0 | L | 21-11 | Cronin (1-0) | WITHERSPOON (1-3) | -- | Burger 2-4, HR, 3 R; Meyer 2-4, 2B, RBI |
| 4/13 | 8-11-1 | at New Mexico | 17-15-3 | L | 21-12 | Langan (1-1) | KNUTSON (5-2) | -- | Paulsen, Duffy 3-hit games; UNM scores 11 unanswered runs |
| 4/14 | 5-10-2 | at New Mexico | 9-10-1 | L | 21-13 | Stevens (5-3) | COLEMAN (4-2) | -- | Duffy 3-5, 2 RBI; Steinmetz 2-5; UNM rallies from 4-0 deficit |
| 4/15 | 8-13-0 | at New Mexico | 0-5-0 | W | 22-13 | STILL (5-1) | Tripp (2-1) | -- | Eierman 4-4, HR, 2B, 3 RBI; Still CG 5-hit SHO; Burger 2-3, 3 R |
| 4/17 | 15-13-1 | at Saint Louis | 8-8-4 | W | 23-13 | WITHERSPOON (2-3) | Acton (2-2) | FROMSON (1) | Eierman second straight 4-hit game, 5 RBI; Burger 2-4, HR, 4 RBI |
| 4/18 | 5-6-2 | at Missouri | 3-10-2 | W | 24-13 | FROMSON (4-3) | Toelken (2-2) | YOUNG (4) | Burger 2-run HR, 2 BI; MSU bullpen 4.0 IP, 2 H, 0 R, 6 K's |
| 4/22 | 12-13-0 | Wichita State* | 5-7-1 | W | 25-13 | FROMSON (5-3) | Biechler (0-2) | -- | Meyer 3-5, 2 RBI; Eierman 2-3, HR, 3 RBI; Millas 3-5, 3 RBI |
| 4/23 | 13-13-2 | Wichita State*-1 | 4-7-1 | W | 26-13 | COLEMAN (5-2) | Tyler (4-4) | -- | Burger 3-6, HR, 4 RBI; Graham 3-4, HR, 6 RBI |
| 4/23 | 8-13-1 | Wichita State*-2 | 1-6-0 | W | 27-13 | STILL (6-1) | Barnhouse (2-3) | -- | Still 7.0 IP, 5 H, 1 ER, 5 K's; Burger 3-5; Graham 3-4, 2 RBI |
| 4/25 | 5-9-1 | Missouri | 1-4-0 | W | 28-13 | KNIGHT (3-1) | Toelken (2-3) | -- | Paulsen 2-3, HR, 2 R; Knight 6.2 IP, 3 H, 0 R, 5 K's |
| 4/28 | 13-8-0 | at Evansville* | 8-9-2 | W | 29-13 | COLEMAN (6-2) | Schneiders (2-6) | -- | Eierman 2-4, 2 HR, 5 RBI; Graham 3-6, 2 RBI; Steinmetz 3 RBI |
| 4/29 | 9-11-2 | at Evansville* | 5-9-4 | W | 30-13 | LOCHNER (1-0) | Gomer (1-3) | -- | Paulsen 3-6, 3 2B, 3 RBI; Millas 2-5, RBI |
| 5/2 | 5-10-2 | at Kansas | 8-9-2 | L | 30-14 | Kaplan (3-0) | KNIGHT (3-2) | Villines (12) | Steinmetz 2-3, HR, 2 R, 2 RBI; Jefferson 2-4, 2 R |
| 5/6 | 7-9-1 | at Southern Illinois* | 5-7-0 | W | 31-14 | FROMSON (6-3) | Williams (1-2) | YOUNG (5) | Duffy 3-4, 2 2B, 3 RBI; Millas 2-5, 2 RBI; Young 32nd career save |
| 5/7 | 19-12-2 | at Southern Illinois* | 9-12-1 | W | 32-14 | WITHERSPOON (3-3) | Baird (4-3) | -- | Graham 2-4, HR, 3 RBI; Burger 2-6, 3 R, 3 RBI, HR |
| 5/8 | 7-8-0 | at Southern Illinois* | 4-9-4 | W (11) | 33-14 | YOUNG (1-1) | Netemeyer (1-1) | -- | Eierman 3-run HR in 11th; Young 2.2 IP, 0 H, 3 K's |
| 5/12 | 14-12-2 | Indiana State* | 4-7-1 | W | 34-14 | KNUTSON (6-2) | Kincanon (5-5) | -- | Burger 2-5, 3 RBI, HR; Paulsen 2-3, RBI, 3 R |
| 5/13 | 4-10-1 | Indiana State* | 1-1-0 | W | 35-14 | COLEMAN (7-2) | Ward (4-3) | YOUNG (6) | Bears clinch MVC title; Coleman 7.0 IP, 1 H, 1 ER, 8 K's |
| 5/14 | 5-14-0 | Indiana State* | 2-7-0 | W | 36-14 | STILL (7-1) | Keaffaber (3-5) | YOUNG (7) | Burger 3-3, Graham 2-5, HR, 2B; Still 6.2 IP, 6 H, 1 ER, 10 K's |
| 5/18 | 8-9-1 | at Illinois State* | 5-9-1 | W | 37-14 | FROMSON (7-3) | Huffman (3-5) | -- | Burger 3-5, RBI; Paulsen 2-4, 2 R, 2 RBI; Fromson 4.1 IP, 8 K's |
| 5/19 | 4-5-0 | at Illinois State* | 8-6-1 | L | 37-15 | Walker (1-2) | COLEMAN (7-3) | Cross (2) | Steinmetz 3-run HR, Privitera 2-4, R, RBI |
| 5/24 | 0-3-0 | Illinois State [§] | 1-6-0 | L | 37-16 | Huffman (4-5) | STILL (7-2) | Landwehr (2) | MSU held to 3 H by Huffman, Landwehr; Still 6.1 IP, 5 H, 1 ER, 6 K's |
| 5/25 | 13-13-0 | Southern Illinois [§] | 3-7-1 | W | 38-16 | FROMSON (8-3) | Baird (4-4) | -- | Burger 3-5, 3 R, HR (GS), 5 RBI; Steinmetz 3-4, 2 R |
| 5/26 | 6-10-1 | Wichita State [§] | 3-9-1 | W | 39-16 | COLEMAN (8-3) | Evans (0-1) | YOUNG (8) | Coleman 6.1 IP, 3 ER, 13 K's; Graham 3-4, HR, 2 RBI |
| 5/26 | 8-8-4 | Illinois State [§] | 6-9-1 | W | 40-16 | WITHERSPOON (4-3) | Johnson (1-5) | FROMSON (2) | MSU 4-run 1st; Graham 2 RBI, 2 R; Witherspoon 7.0 IP, 2 ER |
| 5/28 | 2-8-4 | Illinois State [§] | 7-9-0 | L | 40-17 | Landwehr (2-5) | McALISTER (0-1) | -- | ISU scores six unearned runs to end MSU's MVC Tourney run |
| 6/2 | 6-9-0 | vs. Oklahoma State [§] | 5-13-0 | W | 41-17 | KNUTSON (7-2) | Cobb (1-1) | -- | Eierman's 2nd HR of game is walkoff 2-run HR in 9th |
| 6/3 | 5-5-0 | at Arkansas [§] | 4-7-0 | W | 42-17 | KNUTSON (8-2) | Knight (8-5) | FROMSON (3) | Steinmetz, Paulsen each homer, go 2-4; Fromson 2.0 IP hitless relief |
| 6/4 | 10-14-1 | at Arkansas [§] | 11-13-3 | L | 42-18 | Reindl (4-1) | KNUTSON (8-3) | Lee (2) | UA scores 4 in 8th to overcome 8-7 deficit; Steinmetz 3-4, 4 R, HR |
| 6/5 | 3-4-0 | at Arkansas [§] | 2-5-1 | W | 43-18 | STILL (8-2) | Murphy (5-1) | KNUTSON (1) | Eierman 2-run HR in 6th snaps 1-1 tie; Knutson 2.1 IP of hitless relief |
| 6/10 | 2-6-0 | at TCU [%] | 3-5-2 | L | 43-19 | Wymmer (5-4) | KNUTSON (8-4) | Feltman (17) | Eierman HR (23); Coleman 7.1 IP, 3 H, 2 ER, 10 K's |
| 6/11 | 1-4-1 | at TCU [%] | 8-14-0 | L | 43-20 | Howard (11-3) | STILL (8-3) | -- | Steinmetz HR (7); Eierman 1-3, 2 SB |

* Missouri Valley Conference game; ^A at Lake Area Classic (Lake Charles, La.); [@] at Mule Mix Classic (Nashville/Murfreesboro, Tenn.); [§] MVC Championship (Springfield, Mo.); & NCAA Fayetteville Regional (Fayetteville, Ark.); [%] NCAA Fort Worth Super Regional (Fort Worth, Texas)

Record Breakdown: 43-20 overall, 19-14 non-conference; 18-1 MVC; 3-2 MVC Championship; 3-3 NCAA Championship; 19-13 away; 21-7 home; 3-0 neutral; 6-1 February; 10-8 March; 14-4 April; 10-4 May; 3-3 June; 32-12 day games; 11-8 night games; 3-0 extra-inning games; longest winning streak - 9; longest losing streak - 3.

MISSOURI STATE BASEBALL

Games 1-3 | MISSOURI STATE BEARS at CARDINAL CLASSIC | Feb. 16-18, 2018 | Beaumont, Texas | Vincent-Beck Stadium (3,500) | KBFL 1060 AM/96.9 FM (Corey Riggs)

2017 OVERALL BATTING - FIELDING

| Name | BA | G-GS | AB | R | H | 2B | 3B | HR | RBI | TB | SLG% | BB | HBP | SO | GDP | OB% | SF | SH | SB | SBA | PO | A | E | FA |
|------------------|-------------|--------------|-------------|------------|------------|------------|----------|-----------|------------|------------|-------------|------------|-----------|------------|-----------|-------------|-----------|-----------|-----------|-----------|-------------|------------|-----------|-------------|
| Jake Burger | .328 | 63-63 | 247 | 69 | 81 | 13 | 0 | 22 | 65 | 160 | .648 | 43 | 11 | 38 | 6 | .443 | 4 | 0 | 3 | 4 | 33 | 116 | 11 | .931 |
| Justin Paulsen | .322 | 61-60 | 245 | 47 | 79 | 17 | 0 | 7 | 49 | 117 | .478 | 34 | 2 | 37 | 3 | .406 | 2 | 2 | 1 | 2 | 536 | 35 | 8 | .986 |
| Jeremy Eierman | .313 | 63-63 | 243 | 67 | 76 | 15 | 2 | 23 | 68 | 164 | .675 | 41 | 12 | 61 | 7 | .431 | 3 | 2 | 17 | 19 | 74 | 178 | 10 | .962 |
| Blake Graham | .309 | 46-45 | 162 | 28 | 50 | 11 | 0 | 9 | 34 | 88 | .543 | 27 | 5 | 47 | 1 | .421 | 1 | 1 | 0 | 0 | 11 | 0 | 0 | 1.000 |
| Hunter Steinmetz | .300 | 62-62 | 253 | 60 | 76 | 11 | 0 | 7 | 42 | 108 | .427 | 45 | 7 | 59 | 2 | .414 | 4 | 4 | 10 | 12 | 135 | 3 | 4 | .972 |
| Aaron Meyer | .292 | 41-41 | 161 | 24 | 47 | 10 | 1 | 4 | 30 | 71 | .441 | 21 | 0 | 32 | 4 | .372 | 1 | 1 | 1 | 4 | 57 | 96 | 6 | .962 |
| Alex Jefferson | .227 | 63-60 | 220 | 39 | 50 | 11 | 0 | 3 | 22 | 70 | .318 | 38 | 9 | 53 | 2 | .361 | 2 | 3 | 9 | 14 | 92 | 5 | 3 | .970 |
| Drew Millas | .224 | 51-42 | 174 | 15 | 39 | 7 | 0 | 1 | 29 | 49 | .282 | 13 | 2 | 42 | 2 | .281 | 3 | 1 | 3 | 4 | 342 | 46 | 6 | .985 |
| Jack Duffy | .222 | 58-45 | 158 | 21 | 35 | 8 | 1 | 0 | 17 | 45 | .285 | 25 | 5 | 42 | 2 | .344 | 1 | 0 | 7 | 8 | 88 | 0 | 2 | .978 |
| ----- | | | | | | | | | | | | | | | | | | | | | | | | |
| Landan Ruff | .280 | 40-12 | 50 | 17 | 14 | 3 | 1 | 1 | 10 | 22 | .440 | 7 | 3 | 15 | 1 | .393 | 1 | 3 | 2 | 2 | 28 | 1 | 0 | 1.000 |
| John Privitera | .235 | 37-24 | 81 | 17 | 19 | 1 | 0 | 0 | 8 | 20 | .247 | 16 | 1 | 22 | 1 | .364 | 1 | 4 | 2 | 3 | 39 | 51 | 2 | .978 |
| Ryan Skalnik | .205 | 32-8 | 39 | 3 | 8 | 2 | 0 | 1 | 10 | 13 | .333 | 6 | 1 | 10 | 0 | .319 | 1 | 1 | 0 | 0 | 2 | 1 | 0 | 1.000 |
| Logan Geha | .203 | 34-25 | 64 | 20 | 13 | 3 | 0 | 1 | 10 | 19 | .297 | 18 | 8 | 24 | 0 | .429 | 1 | 5 | 3 | 4 | 162 | 35 | 3 | .985 |
| Danny Rowley | .200 | 5-0 | 5 | 0 | 1 | 0 | 0 | 0 | 1 | 1 | .200 | 0 | 0 | 3 | 0 | .200 | 0 | 0 | 0 | 0 | 3 | 0 | 0 | 1.000 |
| Matt Brown | .091 | 21-12 | 33 | 5 | 3 | 1 | 0 | 1 | 3 | 7 | .212 | 12 | 6 | 19 | 0 | .412 | 0 | 2 | 0 | 0 | 36 | 4 | 2 | .952 |
| Ben Whetstone | .050 | 15-2 | 20 | 1 | 1 | 0 | 0 | 0 | 1 | 1 | .050 | 4 | 0 | 7 | 0 | .208 | 0 | 0 | 0 | 0 | 2 | 0 | 0 | 1.000 |
| Trey Turner | .000 | 6-2 | 7 | 0 | 0 | 0 | 0 | 0 | 0 | 0 | .000 | 1 | 0 | 5 | 0 | .125 | 0 | 0 | 0 | 0 | 2 | 2 | 0 | 1.000 |
| Totals | .274 | 63-63 | 2162 | 433 | 592 | 113 | 5 | 80 | 399 | 955 | .442 | 351 | 72 | 516 | 31 | .389 | 25 | 29 | 58 | 76 | 1670 | 662 | 60 | .975 |
| Opponents | .234 | 63-63 | 2091 | 271 | 489 | 88 | 9 | 46 | 241 | 733 | .351 | 211 | 48 | 560 | 37 | .316 | 14 | 30 | 47 | 60 | 1647 | 512 | 60 | .973 |

2017 OVERALL PITCHING

| Name | ERA | W-L | G-GS | CG | SHO | SV | IP | H | R | ER | BB | SO | 2B | 3B | HR | BF | BAA | WP | HBP | BK | SHF | SHA |
|------------------|-------------|--------------|--------------|----------|------------|-----------|--------------|------------|------------|------------|------------|------------|------------|----------|-----------|-------------|-------------|-----------|-----------|----------|-----------|-----------|
| Jake Fromson | 2.25 | 8-3 | 37-0 | 0 | 0/3 | 3 | 76.0 | 46 | 24 | 19 | 18 | 88 | 8 | 1 | 6 | 271 | .170 | 9 | 7 | 0 | 1 | 1 |
| Doug Still | 2.88 | 8-3 | 17-17 | 1 | 1/1 | 0 | 103.0 | 98 | 39 | 33 | 27 | 89 | 17 | 0 | 8 | 388 | .253 | 2 | 6 | 2 | 0 | 7 |
| Jordan Knutson | 4.53 | 8-4 | 23-15 | 0 | 0/2 | 1 | 93.1 | 96 | 50 | 47 | 21 | 90 | 15 | 2 | 9 | 372 | .258 | 22 | 5 | 0 | 0 | 4 |
| Dylan Coleman | 4.80 | 8-3 | 18-16 | 1 | 0/2 | 0 | 99.1 | 85 | 57 | 53 | 50 | 106 | 18 | 3 | 10 | 371 | .229 | 17 | 11 | 0 | 3 | 3 |
| ----- | | | | | | | | | | | | | | | | | | | | | | |
| Justin Tallman | 0.00 | 0-0 | 1-0 | 0 | 0/0 | 0 | 1.0 | 1 | 0 | 0 | 0 | 1 | 0 | 0 | 4 | .250 | 0 | 0 | 0 | 0 | 0 | 0 |
| Bryan Young | 1.53 | 1-1 | 25-0 | 0 | 0/2 | 8 | 29.1 | 12 | 8 | 5 | 17 | 47 | 2 | 1 | 1 | 102 | .118 | 3 | 3 | 1 | 1 | 1 |
| Trey Turner | 2.03 | 2-0 | 7-0 | 0 | 0/0 | 0 | 13.1 | 4 | 3 | 3 | 4 | 22 | 0 | 0 | 2 | 43 | .093 | 1 | 1 | 0 | 0 | 1 |
| Alex Moore | 2.61 | 0-0 | 10-0 | 0 | 0/0 | 0 | 10.1 | 11 | 5 | 3 | 5 | 7 | 0 | 0 | 0 | 43 | .256 | 3 | 1 | 2 | 0 | 0 |
| Austin Knight | 3.97 | 3-2 | 15-8 | 0 | 0/1 | 0 | 59.0 | 54 | 29 | 26 | 26 | 41 | 12 | 0 | 3 | 211 | .256 | 10 | 6 | 2 | 6 | 7 |
| Nate Witherspoon | 4.29 | 4-3 | 15-5 | 0 | 0/1 | 0 | 42.0 | 43 | 21 | 20 | 15 | 40 | 8 | 0 | 4 | 159 | .270 | 4 | 2 | 1 | 2 | 3 |
| Jake Lochner | 4.97 | 1-0 | 13-0 | 0 | 0/2 | 0 | 12.2 | 12 | 8 | 7 | 8 | 13 | 1 | 1 | 2 | 50 | .240 | 2 | 1 | 0 | 0 | 0 |
| Hunter Dame | 9.00 | 0-0 | 3-0 | 0 | 0/0 | 0 | 2.0 | 4 | 2 | 2 | 1 | 1 | 0 | 1 | 0 | 10 | .400 | 1 | 1 | 0 | 0 | 0 |
| Tyler McAlister | 9.31 | 0-1 | 10-1 | 0 | 0/1 | 0 | 9.2 | 16 | 16 | 10 | 13 | 11 | 6 | 0 | 0 | 44 | .364 | 3 | 3 | 0 | 0 | 2 |
| Kolton Gonnerman | 11.12 | 0-0 | 4-1 | 0 | 0/0 | 0 | 5.2 | 7 | 9 | 7 | 6 | 4 | 1 | 0 | 1 | 23 | .304 | 4 | 1 | 0 | 1 | 1 |
| Totals | 3.77 | 43-20 | 63-63 | 2 | 6/5 | 12 | 556.2 | 489 | 271 | 233 | 211 | 560 | 88 | 9 | 46 | 2091 | .234 | 81 | 48 | 8 | 14 | 30 |
| Opponents | 6.43 | 20-43 | 63-63 | 0 | 1/1 | 11 | 549.0 | 592 | 433 | 392 | 351 | 516 | 113 | 5 | 80 | 2162 | .274 | 65 | 72 | 5 | 25 | 29 |

MISSOURI STATE BASEBALL

Games 1-3 | MISSOURI STATE BEARS at CARDINAL CLASSIC | Feb. 16-18, 2018 | Beaumont, Texas | Vincent-Beck Stadium (3,500) | KBFL 1060 AM/96.9 FM (Corey Riggs)

2017 MVC BATTING - FIELDING

| Name | BA | G-GS | AB | R | H | 2B | 3B | HR | RBI | TB | SLG% | BB | HBP | SO | GDP | OB% | SF | SH | SB | SBA | PO | A | E | FA |
|------------------|-------------|--------------|------------|------------|------------|-----------|----------|-----------|------------|------------|-------------|------------|-----------|------------|----------|-------------|-----------|-----------|-----------|-----------|------------|------------|-----------|-------------|
| Blake Graham | .375 | 19-18 | 72 | 14 | 27 | 9 | 0 | 5 | 24 | 51 | .708 | 9 | 3 | 15 | 0 | .459 | 1 | 1 | 0 | 0 | 2 | 0 | 0 | 1.000 |
| Aaron Meyer | .350 | 9-9 | 40 | 11 | 14 | 2 | 1 | 3 | 12 | 27 | .675 | 2 | 0 | 7 | 1 | .381 | 0 | 0 | 0 | 0 | 14 | 17 | 1 | .969 |
| Jake Burger | .342 | 19-19 | 76 | 23 | 26 | 2 | 0 | 7 | 22 | 49 | .645 | 17 | 3 | 14 | 1 | .474 | 1 | 0 | 1 | 2 | 7 | 37 | 3 | .936 |
| Jeremy Eierman | .333 | 19-19 | 69 | 27 | 23 | 3 | 1 | 9 | 26 | 55 | .797 | 17 | 5 | 20 | 2 | .479 | 3 | 1 | 4 | 4 | 22 | 66 | 4 | .957 |
| Justin Paulsen | .315 | 17-16 | 73 | 17 | 23 | 9 | 0 | 3 | 19 | 41 | .562 | 7 | 2 | 12 | 3 | .390 | 0 | 0 | 1 | 1 | 147 | 7 | 2 | .987 |
| Hunter Steinmetz | .282 | 19-19 | 78 | 24 | 22 | 4 | 0 | 1 | 15 | 29 | .372 | 19 | 1 | 16 | 0 | .424 | 1 | 2 | 4 | 4 | 45 | 0 | 1 | .978 |
| Drew Millas | .269 | 13-11 | 52 | 5 | 14 | 3 | 0 | 0 | 12 | 17 | .327 | 5 | 1 | 13 | 0 | .345 | 0 | 0 | 1 | 1 | 114 | 17 | 2 | .985 |
| Alex Jefferson | .259 | 19-18 | 58 | 13 | 15 | 2 | 0 | 1 | 6 | 20 | .345 | 15 | 3 | 16 | 1 | .429 | 1 | 1 | 3 | 6 | 22 | 1 | 0 | 1.000 |
| Jack Duffy | .205 | 17-12 | 44 | 8 | 9 | 5 | 0 | 0 | 5 | 14 | .318 | 9 | 2 | 12 | 1 | .357 | 1 | 0 | 3 | 4 | 27 | 0 | 1 | .964 |
| ----- | | | | | | | | | | | | | | | | | | | | | | | | |
| John Privitera | .313 | 13-10 | 32 | 10 | 10 | 1 | 0 | 0 | 7 | 11 | .344 | 8 | 1 | 10 | 0 | .452 | 1 | 2 | 2 | 2 | 14 | 17 | 0 | 1.000 |
| Landan Ruff | .211 | 13-5 | 19 | 7 | 4 | 2 | 0 | 0 | 6 | 6 | .316 | 5 | 0 | 5 | 0 | .360 | 1 | 2 | 0 | 0 | 14 | 0 | 0 | 1.000 |
| Ryan Skainik | .200 | 5-1 | 5 | 0 | 1 | 0 | 0 | 0 | 0 | 1 | .200 | 2 | 0 | 1 | 0 | .429 | 0 | 0 | 0 | 0 | 0 | 0 | 0 | .000 |
| Logan Geha | .188 | 10-8 | 16 | 10 | 3 | 0 | 0 | 1 | 4 | 6 | .375 | 8 | 5 | 3 | 0 | .552 | 0 | 0 | 1 | 1 | 46 | 8 | 1 | .982 |
| Matt Brown | .111 | 7-6 | 18 | 4 | 2 | 0 | 0 | 1 | 3 | 5 | .278 | 6 | 2 | 8 | 0 | .385 | 0 | 1 | 0 | 0 | 29 | 3 | 1 | .970 |
| Totals | .296 | 19-19 | 652 | 173 | 193 | 42 | 2 | 31 | 161 | 332 | .509 | 129 | 28 | 152 | 9 | .427 | 10 | 10 | 20 | 25 | 513 | 191 | 16 | .978 |
| Opponents | .217 | 19-19 | 646 | 81 | 140 | 26 | 2 | 17 | 72 | 221 | .342 | 63 | 9 | 179 | 9 | .294 | 3 | 3 | 20 | 21 | 482 | 157 | 17 | .974 |

2017 MVC PITCHING

| Name | ERA | W-L | G-GS | CG | SHO | SV | IP | H | R | ER | BB | SO | 2B | 3B | HR | BF | BAA | WP | HBP | BK | SHF | SHA |
|------------------|-------------|-------------|--------------|----------|------------|----------|--------------|------------|------------|------------|------------|------------|-----------|----------|-----------|------------|-------------|-----------|-----------|----------|-----------|-----------|
| Jake Fromson | 0.69 | 4-0 | 12-0 | 0 | 0/0 | 0 | 26.0 | 11 | 3 | 2 | 3 | 32 | 2 | 0 | 2 | 90 | .122 | 1 | 1 | 0 | 0 | 0 |
| Doug Still | 2.90 | 4-0 | 6-6 | 0 | 0/0 | 0 | 40.1 | 38 | 14 | 13 | 7 | 37 | 8 | 0 | 3 | 154 | .247 | 1 | 1 | 1 | 0 | 3 |
| Jordan Knutson | 4.70 | 2-0 | 7-7 | 0 | 0/0 | 0 | 38.1 | 40 | 23 | 20 | 9 | 43 | 7 | 0 | 4 | 157 | .255 | 9 | 3 | 0 | 0 | 0 |
| Dylan Coleman | 5.88 | 5-1 | 7-6 | 1 | 0/0 | 0 | 41.1 | 32 | 28 | 27 | 23 | 38 | 6 | 2 | 5 | 150 | .213 | 5 | 3 | 0 | 3 | 0 |
| ----- | | | | | | | | | | | | | | | | | | | | | | |
| Bryan Young | 0.90 | 1-0 | 9-0 | 0 | 0/0 | 3 | 10.0 | 1 | 1 | 1 | 11 | 18 | 0 | 0 | 1 | 31 | .032 | 1 | 1 | 0 | 0 | 0 |
| Alex Moore | 2.08 | 0-0 | 3-0 | 0 | 0/0 | 0 | 4.1 | 4 | 3 | 1 | 2 | 3 | 0 | 0 | 0 | 18 | .222 | 2 | 0 | 1 | 0 | 0 |
| Nate Witherspoon | 2.25 | 1-0 | 3-0 | 0 | 0/0 | 0 | 4.0 | 3 | 1 | 1 | 1 | 3 | 1 | 0 | 0 | 15 | .200 | 0 | 0 | 0 | 0 | 0 |
| Austin Knight | 6.23 | 0-0 | 3-0 | 0 | 0/0 | 0 | 4.1 | 5 | 3 | 3 | 5 | 4 | 2 | 0 | 0 | 18 | .278 | 3 | 0 | 0 | 0 | 0 |
| Jake Lochner | 18.00 | 1-0 | 3-0 | 0 | 0/0 | 0 | 2.0 | 4 | 4 | 4 | 1 | 1 | 0 | 0 | 2 | 10 | .400 | 0 | 0 | 0 | 0 | 0 |
| Hunter Dame | 27.00 | 0-0 | 1-0 | 0 | 0/0 | 0 | 0.1 | 2 | 1 | 1 | 1 | 0 | 0 | 0 | 0 | 3 | .667 | 1 | 0 | 0 | 0 | 0 |
| Totals | 3.84 | 18-1 | 19-19 | 1 | 0/0 | 3 | 171.0 | 140 | 81 | 73 | 63 | 179 | 26 | 2 | 17 | 646 | .217 | 23 | 9 | 2 | 3 | 3 |
| Opponents | 8.96 | 1-18 | 19-19 | 0 | 0/0 | 1 | 160.2 | 193 | 173 | 160 | 129 | 152 | 42 | 2 | 31 | 652 | .296 | 27 | 28 | 2 | 10 | 10 |

MISSOURI STATE BASEBALL

Games 1-3 | MISSOURI STATE BEARS at CARDINAL CLASSIC | Feb. 16-18, 2018 | Beaumont, Texas | Vincent-Beck Stadium (3,500) | KBFL 1060 AM/96.9 FM (Corey Riggs)

2017 INDIVIDUAL GAME-BY-GAME BATTING (AB-R-H-RBI)

| Date | Opponent | Brown AB-R-H-RBI | Burger AB-R-H-RBI | Duffy AB-R-H-RBI | Eierman AB-R-H-RBI | Geha AB-R-H-RBI | Graham AB-R-H-RBI | Jefferson AB-R-H-RBI | Meyer AB-R-H-RBI | Millas AB-R-H-RBI | Paulsen AB-R-H-RBI | Privitera AB-R-H-RBI | Rowley AB-R-H-RBI | Ruff AB-R-H-RBI | Skalnik AB-R-H-RBI | Steinmetz AB-R-H-RBI | Turner AB-R-H-RBI | Whetstone AB-R-H-RBI |
|----------|---------------|---------------------|----------------------|---------------------|-----------------------|--------------------|----------------------|-------------------------|---------------------|----------------------|-----------------------|-------------------------|----------------------|--------------------|-----------------------|-------------------------|----------------------|-------------------------|
| Feb 17 | Rhode Island | 1-0-0-0 | 3-2-2-3 | | 4-2-3-3 | 1-1-0-1 | 3-0-1-0 | 3-3-1-1 | 4-1-0-1 | | 3-0-1-3 | 0-1-0-0 | 1-0-0-0 | 1-1-0-0 | 5-1-1-0 | | | 2-0-0-0 |
| Feb 18 | Stony Brook | | 3-1-0-1 | 2-1-0-0 | 4-1-2-0 | | 2-1-1-1 | 3-1-1-0 | 5-0-0-0 | 4-0-1-2 | 3-2-1-3 | | DEF | | 5-0-1-0 | 1-0-0-0 | | |
| Feb 19 | McNeese St. | 1-0-0-0 | 4-1-2-0 | 1-0-0-0 | 4-1-2-3 | 1-1-0-0 | 4-0-1-0 | 4-0-0-0 | 4-0-1-0 | 1-0-0-0 | 4-0-0-0 | | | | 4-0-0-0 | | | |
| Feb 21 | Oral Roberts | | 5-1-1-0 | 2-0-1-0 | 5-0-1-0 | | 2-2-0-0 | 5-1-1-0 | 4-1-2-2 | 4-1-1-1 | 5-3-4-1 | DEF | | DEF | 1-0-1-3 | 5-0-1-2 | 1-0-0-0 | 1-0-0-0 |
| Feb 24 | Belmont | | 4-0-1-1 | 5-1-2-1 | 5-0-1-1 | 2-1-1-0 | 3-1-0-0 | 2-1-1-0 | 5-1-3-0 | 2-1-2-1 | 4-1-1-0 | | | DEF | 1-0-1-1 | 3-0-0-1 | 1-0-0-0 | |
| Feb 25 | Lipscomb | | 6-1-2-1 | 4-1-1-0 | 5-1-2-2 | | 4-0-0-0 | 6-0-2-1 | 5-0-1-0 | 5-2-3-1 | 4-1-0-0 | | | DEF | 1-0-0-0 | 6-0-2-1 | | |
| Feb 26 | Middle Tenn. | | 5-1-1-0 | 4-0-0-0 | 4-1-0-0 | | 0-0-0-0 | 4-0-2-0 | 3-1-1-0 | 5-0-1-2 | 4-2-3-2 | | | 2-0-1-0 | 1-0-0-0 | | | 2-0-0-0 |
| Mar 1 | Arkansas St. | 1-0-0-0 | 5-1-1-2 | 1-0-0-0 | 3-3-0-2 | 2-2-0-0 | | 1-1-0-1 | 2-0-1-2 | 3-0-1-1 | 4-2-3-3 | 1-0-0-0 | 1-0-0-0 | 3-1-0-0 | 0-0-0-0 | 3-3-1-1 | 1-0-0-0 | 1-0-0-0 |
| Mar 3 | Central Ark. | 1-0-0-0 | 3-0-0-0 | 2-1-0-0 | 2-2-1-1 | | | 4-1-2-0 | 2-1-0-0 | 3-0-0-0 | 3-0-0-1 | | | DEF | 3-0-0-0 | 4-0-1-2 | | |
| Mar 4 | Central Ark. | | 4-1-2-3 | 3-1-1-0 | 4-1-1-1 | | | 3-1-1-0 | 3-0-1-0 | 4-0-0-0 | 3-0-1-0 | | | | 4-1-1-1 | 4-0-0-0 | | |
| Mar 5 | Central Ark. | | 3-1-2-1 | 4-0-0-0 | 4-2-2-2 | 4-0-1-0 | | 4-0-0-0 | 4-0-2-0 | 2-0-1-1 | 3-1-1-0 | | | | 2-0-0-0 | 5-0-2-0 | | |
| Mar 7 | Oklahoma St. | | 4-0-1-1 | 2-0-0-0 | 4-0-0-0 | 2-0-0-0 | | 4-0-1-0 | 4-1-2-0 | 3-0-0-0 | 4-0-0-0 | | | DEF | 1-0-0-0 | 4-2-2-1 | | |
| Mar 10 | Minnesota | | 3-1-1-1 | 2-0-0-0 | 3-1-1-0 | | | 3-0-0-0 | 4-0-0-1 | 3-0-1-0 | 3-0-1-0 | | | | 1-0-0-0 | 2-0-0-0 | 2-0-0-0 | 2-0-0-0 |
| Mar 11 | Minnesota | 1-0-0-0 | 4-1-1-0 | 2-0-1-1 | 4-1-0-1 | | | 4-3-2-1 | 5-0-1-1 | 4-0-0-1 | 5-1-2-0 | DEF | | 0-1-0-0 | 0-0-0-1 | 4-0-1-1 | | 1-0-0-0 |
| Mar 12 | Minnesota | 1-1-0-0 | 3-2-2-5 | 3-2-1-0 | 5-0-0-0 | 3-1-0-0 | | 3-1-1-3 | 4-1-1-0 | 3-0-1-0 | 3-0-1-0 | DEF | 1-0-1-1 | 2-1-1-0 | 1-0-1-1 | 3-3-2-2 | 1-0-0-0 | 0-0-0-0 |
| Mar 15 | SEMO | 2-0-0-0 | 3-2-2-0 | 1-0-0-0 | 3-2-1-0 | | | 2-0-0-1 | 4-0-0-0 | 3-0-0-0 | 4-0-3-2 | | | 3-0-0-0 | 2-0-0-1 | 5-0-3-0 | | 1-0-0-0 |
| Mar 17 | Memphis | | 5-2-2-1 | 2-1-1-0 | 4-2-3-1 | | | 5-0-1-1 | 4-2-1-0 | 4-0-0-1 | 3-1-0-0 | | | | 1-0-1-1 | 3-0-2-3 | | 3-1-1-1 |
| Mar 18 | Memphis | | 4-2-2-1 | 4-0-2-0 | 3-1-1-0 | | | 5-1-3-1 | 4-0-1-1 | 2-0-1-1 | 4-0-1-1 | 1-0-0-0 | | DEF | 3-0-0-0 | 4-1-1-0 | | 0-0-0-0 |
| Mar 19 | Memphis | | 3-2-1-0 | 2-0-0-0 | 5-1-1-2 | 4-0-2-0 | | 5-0-3-0 | 4-0-1-0 | 1-0-1-0 | 5-0-1-1 | | 1-0-0-0 | DEF | DEF | 4-1-2-0 | | 4-0-0-0 |
| Mar 21 | New Orleans | | 4-1-2-2 | 1-1-1-0 | 4-1-2-0 | 3-1-0-0 | | 5-1-2-0 | 3-0-2-2 | 4-0-0-0 | 5-1-3-1 | | | 1-0-0-0 | 1-0-0-0 | 4-1-1-0 | | |
| Mar 24 | Central Mich. | 1-0-0-0 | 5-2-3-2 | | 6-2-3-1 | DEF | | 5-0-0-1 | 5-0-3-2 | 6-1-2-2 | 5-1-1-0 | 3-1-1-0 | | 3-2-2-1 | 1-1-1-0 | 5-2-2-0 | | DEF |
| Mar 24 | Central Mich. | | 4-1-3-0 | DEF | 4-0-2-1 | 3-0-0-0 | | 4-0-0-0 | 3-0-0-0 | 1-0-0-0 | 4-0-2-0 | | | 3-0-1-0 | 3-0-0-0 | 3-0-1-0 | | 1-0-0-0 |
| Mar 26 | Central Mich. | | 4-0-2-1 | | 4-0-0-0 | | | 4-1-1-0 | 4-0-1-0 | 4-0-0-0 | 4-0-2-3 | 3-1-0-0 | | 4-2-2-0 | | 5-0-0-0 | | |
| Mar 28 | Oral Roberts | | 4-0-0-0 | 2-0-0-0 | 3-0-0-0 | | | 4-0-0-0 | 4-0-2-1 | 4-0-0-0 | 2-1-2-0 | | | 3-0-0-0 | 1-0-0-0 | 3-0-0-0 | | |
| Mar 31 | Bradley | | 4-1-1-2 | 1-0-0-0 | 4-1-2-2 | | 4-0-0-0 | 2-1-0-0 | 5-0-1-0 | 3-0-2-1 | 6-1-2-0 | | | 2-0-0-0 | 1-0-0-0 | 4-1-0-0 | | |
| April 1 | Bradley | | 4-2-2-2 | | 4-2-2-4 | 1-2-1-1 | 3-1-1-0 | 2-1-0-0 | 4-1-1-0 | | 4-1-1-1 | | | 2-2-1-2 | 1-0-0-0 | 3-1-1-2 | | |
| April 2 | Bradley | | 3-1-2-1 | DEF | 4-1-2-1 | 3-0-0-0 | 0-0-0-1 | 3-1-1-2 | 5-1-2-2 | 2-0-0-0 | 4-1-2-2 | | | 2-2-0-0 | 2-0-1-0 | 5-2-2-0 | | |
| April 4 | Kansas | 0-0-0-0 | 3-0-1-0 | DEF | 4-0-0-1 | 0-0-0-0 | 4-0-2-0 | 4-1-0-0 | 4-0-1-1 | 4-0-1-0 | 4-0-1-0 | DEF | | | 1-0-0-0 | 4-1-1-0 | | 1-0-0-0 |
| April 7 | DBU | 2-2-1-1 | 4-0-0-0 | | 4-0-1-1 | | 4-1-2-1 | 4-0-3-0 | 4-0-0-0 | 4-0-0-0 | 3-1-1-2 | | | | | 0-1-0-0 | | |
| April 8 | DBU | 3-1-0-0 | 3-1-1-0 | 1-0-0-0 | 3-3-3-1 | 1-0-0-0 | 4-0-2-2 | 4-0-0-0 | 5-3-3-5 | | 4-2-2-3 | | | | | 5-1-2-0 | | |
| April 9 | DBU | 3-0-0-0 | 3-2-1-3 | 1-0-0-0 | 2-2-1-2 | | 3-0-0-0 | 3-0-0-0 | 3-1-1-1 | 3-0-1-1 | 4-1-1-0 | DEF | | | | 5-1-1-0 | | |
| April 11 | Arkansas | 3-0-0-0 | 4-3-2-1 | 1-0-1-0 | 5-0-1-1 | 1-0-0-0 | 3-0-2-0 | 3-1-1-0 | 4-0-2-1 | 2-0-0-0 | 4-0-0-0 | DEF | | | | 5-0-0-1 | | |
| April 13 | New Mexico | 1-0-0-0 | 5-0-0-0 | 4-0-3-2 | 5-2-2-1 | 1-0-0-0 | 4-1-2-2 | 3-2-0-0 | 4-1-1-1 | 2-0-0-0 | 4-0-3-0 | | 1-0-0-0 | | 1-0-0-0 | 2-2-0-0 | | |
| April 14 | New Mexico | 0-0-0-0 | 5-1-1-2 | 5-1-3-2 | 4-0-1-0 | 1-0-0-0 | 4-0-1-0 | 3-0-0-0 | 5-1-1-0 | 1-0-0-1 | 5-1-1-0 | | | | | 5-1-2-0 | | |
| April 15 | New Mexico | | 3-3-2-0 | 5-0-2-1 | 4-1-4-3 | | 2-1-1-1 | 4-0-1-0 | 4-0-0-1 | 5-1-1-0 | 4-2-1-0 | | | | 2-0-1-1 | 4-0-0-1 | | |
| April 17 | Saint Louis | | 4-4-2-4 | 4-0-0-0 | 6-1-4-5 | 4-1-1-1 | 4-2-1-1 | 5-1-0-0 | 4-1-1-1 | | 3-2-1-1 | | | 1-1-1-0 | 0-0-0-0 | 5-2-2-1 | | |
| April 18 | Missouri | 1-0-1-0 | 3-2-1-2 | 4-0-1-1 | 3-0-0-0 | DEF | 4-0-1-0 | 4-0-0-0 | 2-1-0-0 | 3-0-0-0 | 2-0-0-0 | DEF | | | 1-0-0-0 | 4-2-2-0 | | |
| April 22 | Wichita State | 2-1-0-1 | 4-3-1-0 | 4-1-1-0 | 3-2-2-3 | | 3-1-2-1 | 2-0-0-0 | 5-1-3-2 | 5-0-3-3 | 1-0-0-0 | 0-1-0-0 | | 1-1-0-1 | | 5-1-1-0 | | |
| April 23 | Wichita State | 4-0-1-1 | 6-2-3-4 | 4-0-0-0 | 3-2-0-0 | 2-3-1-0 | 4-1-3-6 | 5-1-1-1 | 5-2-2-0 | | | | | | | 4-2-2-0 | | |
| April 23 | Wichita State | 3-0-0-0 | 5-2-3-1 | 2-0-0-0 | 4-0-1-0 | | 4-1-3-2 | 3-0-2-1 | 4-2-1-2 | 4-1-2-2 | | DEF | | DEF | 1-0-0-0 | 4-2-1-0 | | |
| April 25 | Missouri | | 4-0-0-0 | 2-0-0-0 | 4-0-1-0 | | 3-0-1-0 | 2-0-0-0 | 1-0-0-0 | 4-1-1-0 | 3-2-2-1 | 3-0-1-0 | | 1-1-1-3 | | 5-1-2-1 | | |
| April 28 | Evansville | | 3-2-1-0 | 3-1-0-0 | 4-2-2-5 | 1-0-0-0 | 6-1-3-2 | 1-2-0-0 | | 3-1-0-0 | 6-0-1-2 | 2-2-0-1 | | 2-0-0-0 | | 4-2-1-3 | | |
| April 29 | Evansville | | 3-1-1-1 | 3-1-1-1 | 3-2-1-0 | | 6-0-0-0 | 4-1-1-0 | | 5-1-2-1 | 6-1-3-3 | 4-0-1-1 | | DEF | | 5-2-1-0 | | |
| May 2 | Kansas | | 3-0-0-0 | 5-0-1-0 | 4-0-1-1 | 3-0-1-1 | 3-0-0-0 | 4-2-2-0 | | | 5-0-2-0 | 0-1-0-0 | | 1-0-1-0 | DEF | 3-2-2-2 | | |
| May 5 | S. Illinois | 1-0-0-0 | 4-0-0-1 | 4-1-3-3 | 4-2-1-0 | | 3-1-1-0 | 3-0-1-1 | | 5-0-2-2 | 4-2-1-0 | 3-0-0-0 | | 0-0-0-0 | 0-0-0-0 | 4-1-0-0 | | |
| May 6 | S. Illinois | | 6-3-2-3 | 4-3-2-0 | 4-3-1-0 | 3-2-0-1 | 4-2-2-4 | 1-2-0-1 | | | 6-1-1-2 | 3-1-2-4 | | 1-1-0-0 | | 5-1-2-3 | | |
| May 7 | S. Illinois | | 5-1-0-0 | 4-0-0-0 | 5-3-1-3 | DEF | 5-1-2-0 | 2-0-0-0 | | 5-0-0-1 | 5-1-1-0 | 5-0-1-0 | | 3-0-1-2 | | 4-1-1-0 | | |
| May 12 | Indiana St. | | 5-2-2-3 | 4-0-1-1 | 4-1-2-2 | DEF | 3-0-2-1 | 3-3-2-0 | | 4-1-0-0 | 3-3-2-1 | 2-2-1-0 | | | | 4-2-0-2 | | |
| May 13 | Indiana St. | | 3-0-0-0 | 4-0-1-0 | 4-0-0-0 | 2-2-1-2 | 3-1-0-0 | 4-1-2-0 | | | 4-0-1-0 | 3-0-2-0 | | | | 5-0-3-1 | | |
| May 14 | Indiana St. | | 3-0-3-0 | DEF | 5-0-1-0 | | 5-2-2-1 | 4-0-1-0 | | | 4-1-2-1 | 5-0-1-1 | 3-1-0-0 | | 3-1-2-1 | | 5-0-2-1 | |
| May 18 | Illinois St. | | 5-0-3-1 | 4-0-0-0 | 1-1-0-2 | | 4-1-1-3 | 5-0-1-0 | | 5-0-0-0 | 4-2-2-2 | 3-2-1-0 | | 1-0-0-0 | | 3-2-1-0 | | |
| May 19 | Illinois St. | | 3-0-0-0 | 1-1-0-0 | 4-0-0-0 | 3-1-0-0 | 4-0-1-0 | 3-0-0-0 | | | 4-0-1-0 | 4-1-2-1 | | 2-0-0-0 | | 4-1-1-3 | | |
| May 24 | Illinois St. | | 2-0-0-0 | 4-0-0-0 | 4-0-0-0 | | 4-0-0-0 | 2-0-0-0 | | 3-0-1-0 | 4-0-1-0 | 3-0-1-0 | | | | 4-0-0-0 | | |
| May 25 | S. Illinois | | 5-3-3-5 | 2-1-0-0 | 4-2-2-2 | | 5-1-1-0 | 5-1-2-3 | | 3-0-0-1 | 4-2-1-1 | 3-1-1-0 | | 1-0-0-0 | | 4-2-3-0 | | |
| May 26 | Wichita St. | | 4-1-1-1 | 4-0-1-0 | 3-1-0-0 | 4-0-1-1 | 4-1-3-2 | 4-1-1-0 | | | 5-1-2-1 | 4-0-0-0 | | | | 5-0-2-1 | | |
| May 26 | Illinois St. | | 4-1-1-0 | 2-1-0-1 | 2-2-1-0 | 3-0-1-2 | 4-2-1-2 | 3-1-1-1 | | | 6-0-0-0 | 5-0-1-1 | | DEF | | 6-1-2-0 | | |
| May 28 | Illinois St. | | 3-0-0-0 | 1-0-1-0 | 5-0-0-0 | | 4-0-2-0 | 5-0-0-0 | | 3-2-1-0 | 4-0-1-1 | 3-0-1-0 | | 1-0-0-0 | | 4-0-2-1 | | |
| June 2 | Oklahoma St. | | 4-0-1-1 | 4-0-1-1 | 4-3-2-3 | | 5-0-0-0 | 4-0-1-0 | | 4-1-1-1 | 3-0-2-0 | 3-0-0-0 | | 0-1-0-0 | | 3-1-1-0 | | |
| June 3 | Arkansas | | 4-0-0-0 | 4-0-0-1 | 3-1-1-0 | 2-0-0-0 | 2-1-0-0 | 2-0-0-0 | | | 4-1-2-2 | 1-0-0-0 | | | | 4-2-2-1 | | |
| June 4 | Arkansas | | 5-1-2-1 | 4-0-2-1 | 5-0-1-1 | 0-1-0-0 | 4-1-2-1 | 4-0-1-0 | | 5-0-0-0 | 6-1-1-2 | 5-2-2-0 | | | | 4-4-3-2 | | |
| June 5 | Arkansas | 1-0-0-0 | 4-1-1-0 | 4-0-0-0 | 3-1-1-2 | 1-0-0-0 | 1-0-0-0 | 3-0-0-1 | | 3-0-1-0 | 3-1-0-0 | 3-0-1-0 | | | | 3-0-0-0 | | 1-0-0-0 |
| June 10 | TCU | | 4-0-1-0 | 3-0-0-0 | 3-1-1-1 | 3-1-2-0 | 4-0-0-0 | 2-0-0-0 | | 1-0-1-0 | 4-0-0-0 | 4-0-0-0 | | 1-0-0-0 | | 4-0-1-1 | | |
| June 11 | TCU | | 3-0-0-0 | 3-0-0-0 | 3-0-1-0 | | 4-0-0-0 | 4-0-0-0 | | 4-0-1-0 | 4-0-1-0 | 4-0-0-0 | | | | 4-1-1-1 | | |

HOME - bold, AB - at bats, R - runs, H - hits, RBI - runs batted-in, DEF - defensive substitution

MISSOURI STATE BASEBALL

Games 1-3 | MISSOURI STATE BEARS at CARDINAL CLASSIC | Feb. 16-18, 2018 | Beaumont, Texas | Vincent-Beck Stadium (3,500) | KBFL 1060 AM/96.9 FM (Corey Riggs)

2017 INDIVIDUAL GAME-BY-GAME PITCHING STATISTICS (IP-H-R-ER-BB-SO)

| Date | Opponent | Coleman IP-H-R-ER-BB-K | Dame IP-H-R-ER-BB-K | Fromson IP-H-R-ER-BB-K | Gonnerman IP-H-R-ER-BB-K | Knight IP-H-R-ER-BB-K | Knutson IP-H-R-ER-BB-K | Lochner IP-H-R-ER-BB-K | McAllister IP-H-R-ER-BB-K | Moore IP-H-R-ER-BB-K | Still IP-H-R-ER-BB-K | Tallman IP-H-R-ER-BB-K | Turner IP-H-R-ER-BB-K | Witherspoon IP-H-R-ER-BB-K | Young IP-H-R-ER-BB-K |
|----------|-------------------|---------------------------|------------------------|---------------------------|-----------------------------|--------------------------|---------------------------|---------------------------|------------------------------|-------------------------|-------------------------|---------------------------|--------------------------|-------------------------------|-------------------------|
| Feb 17 | Rhode Island | | | 1.0-0-0-0-1 | | | | | 1.0-1-0-0-2 | 1.0-1-0-0-1 | *6.0-5-1-1-1-3 | | | | |
| Feb 18 | Stony Brook | 2.0-2-0-0-1 | | | | | *7.0-3-0-0-2 | | | | | | | | |
| Feb 19 | McNeese State | | | 4.0-1-0-0-1-4 | | | | | | | | | | *4.0-6-4-3-1-1 | |
| Feb 21 | Oral Roberts | *4.1-4-4-1-0-7 | | | | | | 0.1-3-1-0-1-0 | | | | | 2.1-0-0-0-2-2 | | 2.0-0-0-0-3 |
| Feb 24 | Belmont | | | 3.2-2-0-0-0-3 | | | | | | | *4.1-4-5-5-3-5 | | | | 1.0-0-0-0-3 |
| Feb 25 | Lipscomb | | | | | | *6.0-6-3-3-1-9 | | | | | | 4.0-1-1-1-0-8 | | 1.0-1-0-0-1 |
| Feb 26 | Middle Tennessee | *7.0-1-0-0-3-8 | | 1.0-0-0-0-0-0 | | | | | | | | | | | 1.0-1-0-0-2 |
| Mar 1 | Arkansas State | | | | | *5.0-4-0-0-2-6 | | 1.0-0-0-0-1-1 | 1.0-1-0-0-0-2 | | | | | 2.0-0-0-0-0-4 | |
| Mar 3 | Central Arkansas | | | 2.2-0-0-0-2-4 | | | *5.1-6-0-0-2-8 | | | | | | | | 1.0-0-0-0-2 |
| Mar 4 | Central Arkansas | *5.2-8-3-3-3-4 | | | | | | | | | | | 1.1-0-0-0-0-2 | 1.0-0-0-0-1-1 | 1.0-1-0-0-0-1 |
| Mar 5 | Central Arkansas | | | 3.2-0-0-0-0-3 | | | | 1.0-0-0-0-0-0 | | | *4.1-2-0-0-5-5 | | | | |
| Mar 7 | Oklahoma State | | | | | 3.2-3-1-1-2-2 | | 1.0-0-0-0-1-1 | 0.0-1-1-1-1-0 | | | | | *3.1-5-5-5-2-6 | |
| Mar 10 | Minnesota | | | 1.0-2-2-2-1-1 | | | *7.0-4-3-3-0-7 | | | | | | | | |
| Mar 11 | Minnesota | *7.0-4-2-2-0-7 | | | | | | | | | | | 2.0-0-0-0-1-5 | | |
| Mar 12 | Minnesota | | | | 1.0-1-2-0-1-0 | | | 1.0-0-0-0-0-1 | | | *7.0-7-1-1-1-8 | | | | |
| Mar 15 | SEMO | | | 3.1-2-0-0-0-7 | | *4.0-3-4-4-3-7 | | | | | | | | | 1.0-3-1-1-3-0 |
| Mar 17 | Memphis | | | | | | *7.0-8-5-5-0-6 | | | | | | 1.0-0-0-0-0-2 | | 1.0-0-0-0-0-1 |
| Mar 18 | Memphis | *3.0-6-5-5-4-4 | | 1.0-1-0-0-0-1 | | | | 1.2-0-0-0-0-4 | 0.1-2-1-1-1-0 | | | | | 3.0-4-0-0-1-3 | |
| Mar 19 | Memphis | | | 2.0-3-2-2-0-1 | | | | | | | *5.1-6-3-2-1-7 | | 1.2-1-0-0-0-1 | | |
| Mar 21 | New Orleans | | | | | *7.0-5-0-0-2-1 | | | | 1.0-0-0-0-0-2 | | | 1.0-2-2-2-1-2 | | |
| Mar 24 | Central Michigan | | | | | | *7.0-5-1-1-3-3 | | 1.0-0-0-0-0-1 | 1.0-1-0-0-0-0 | | | | | |
| Mar 24 | Central Michigan | *6.1-4-1-1-4-7 | | 2.0-2-1-1-0-1 | | | | | | | | | | | |
| Mar 26 | Central Michigan | | | | | | | 2.2-3-1-1-2-3 | | 0.1-0-0-0-0-0 | *5.0-7-6-2-2-7 | | | | |
| Mar 28 | Oral Roberts | | | 1.0-1-0-0-0-2 | | *6.0-4-3-3-4-2 | | | | | | | | 1.0-1-0-0-0-1 | 1.0-0-0-0-0-2 |
| Mar 31 | Bradley | | | 5.0-3-1-0-1-5 | | | *6.0-8-2-2-0-7 | | | | | | | | |
| April 1 | Bradley | *7.0-8-3-3-3-5 | | | | | | | | | | | | | |
| April 2 | Bradley | | | | | | | 1.0-0-0-0-1-0 | | | *7.0-4-2-2-1-4 | | | | 1.0-0-0-0-0-1 |
| April 4 | Kansas | | | 2.0-2-2-2-1-4 | | | | 0.0-0-0-0-1-0 | 1.0-1-1-1-1-1 | 1.2-1-0-0-1-1 | | | *4.0-4-1-1-2-5 | 0.1-0-0-0-0-1 | |
| April 7 | DBU | | | 1.0-0-0-0-0-0 | | | *8.0-2-1-1-2-13 | | | | | | | | |
| April 8 | DBU | *6.0-4-4-4-3-5 | | 2.0-2-0-0-0-3 | | | | 0.2-4-4-4-0-1 | | | | | | | 0.1-0-0-0-1-1 |
| April 9 | DBU | | | | | | | | | 1.2-1-1-1-1-1 | *7.0-6-1-1-1-8 | | | | |
| April 11 | Arkansas | | 1.0-2-1-1-0-1 | | 2.0-2-2-2-2-3 | | | 1.0-2-2-2-1-1 | 0.0-2-3-2-0-0 | 1.0-1-0-0-1-0 | | 1.0-1-0-0-0-1 | | *3.0-8-4-4-1-6 | |
| April 13 | New Mexico | *4.2-7-6-6-4-1 | | | | 3.1-3-3-3-2-1 | *4.1-10-8-8-2-2 | | 0.2-2-3-3-4-0 | | | | | | |
| April 14 | New Mexico | | | | | | | | | | | | | | |
| April 15 | New Mexico | | | | | | | | | | *9.0-5-0-0-1-1 | | | | |
| April 17 | Saint Louis | | | 2.2-2-1-0-0-2 | *1.0-3-4-4-2-1 | | | | | | | | | 5.1-3-3-3-2-2 | |
| April 18 | Missouri | | | 2.0-1-0-0-0-3 | | *5.0-8-3-2-0-4 | 1.0-1-0-0-1-1 | | | | | | | | 1.0-0-0-0-0-2 |
| April 22 | Wichita State | | | 2.1-3-1-1-1-4 | | | *5.2-4-4-3-2-6 | | | | | | | | 1.0-0-0-0-1-2 |
| April 23 | Wichita State | *7.0-6-4-3-1-5 | | | | | | | | | | | | 2.0-1-0-0-0-1 | |
| April 23 | Wichita State | | | | | | | | | 1.2-1-0-0-0-1 | *7.0-5-1-1-3-5 | | | 0.1-0-0-0-1-1 | |
| April 25 | Missouri | | | 1.1-0-0-0-0-2 | | *6.2-3-0-0-0-5 | | | | | | | | | 1.0-1-1-0-0-0 |
| April 28 | Evansville | 4.2-3-5-5-5-7 | | 1.1-1-0-0-1-2 | | | *3.0-5-3-3-0-4 | | | | | | | | |
| April 29 | Evansville | | | 2.0-0-0-0-0-3 | | | | 0.1-0-0-0-0-0 | | | *5.2-9-5-4-1-5 | | | | 1.0-0-0-0-3-1 |
| May 2 | Kansas | | | 1.0-1-2-0-2-2 | | *5.1-5-6-5-1-6 | 0.2-2-0-0-0-2 | | | | | | | 1.0-1-0-0-0-1 | |
| May 5 | Southern Illinois | | | 2.0-0-0-0-0-3 | | | *6.0-7-5-3-1-5 | | | | | | | | 1.0-0-0-0-1-3 |
| May 6 | Southern Illinois | *4.2-8-6-6-4-2 | | 1.2-0-0-0-0-1 | | | | | | 1.0-2-2-0-1-1 | | | | 1.2-2-1-1-0-1 | |
| May 7 | Southern Illinois | | | | | 1.1-1-0-0-1-3 | | | | | *7.0-8-4-4-0-5 | | | | 2.2-0-0-0-3-3 |
| May 12 | Indiana State | | | 2.0-0-0-0-0-1 | | | *6.0-7-4-4-3-6 | | | | | | | | |
| May 13 | Indiana State | *7.0-1-1-1-2-8 | | 1.0-0-0-0-0-0 | | | | | | | | | | | 1.0-0-0-0-0-2 |
| May 14 | Indiana State | | | 1.1-1-1-1-0-2 | | 0.0-0-0-0-1-0 | | | | | *6.2-6-1-1-1-10 | | | | 1.0-0-0-0-2-3 |
| May 18 | Illinois State | | | 4.1-1-0-0-0-8 | | | *3.2-7-4-4-1-2 | | | | | | | | 1.0-1-1-1-0-2 |
| May 19 | Illinois State | *5.0-2-5-5-5-6 | | | | 3.0-4-3-3-3-1 | | | | | | | | | |
| May 24 | Illinois State | | | 2.2-1-0-0-1-3 | | | | | | | *6.1-5-1-1-2-6 | | | | |
| May 25 | Southern Illinois | | | 2.0-1-0-0-0-2 | | 4.2-1-0-0-3-1 | *1.1-5-3-3-1-0 | | | | | | | | |
| May 26 | Wichita State | *6.1-8-3-3-1-13 | | | | | | | | | | | | | 2.2-1-0-0-1-3 |
| May 26 | Illinois State | | | 0.1-0-0-0-0-0 | | | | | | 0.0-3-2-2-1-0 | | | | *7.0-6-2-2-1-3 | 1.2-0-2-0-1-2 |
| May 28 | Illinois State | | 0.2-0-0-0-0-0 | | | 2.0-3-1-0-2-1 | | 1.0-0-0-0-0-1 | *4.1-6-6-1-3-5 | | | | | | |
| June 2 | Oklahoma State | | | 2.1-4-0-0-1-3 | | | 0.1-0-0-0-0-0 | | | | *5.1-7-3-3-0-2 | | | | 1.0-2-2-2-0-2 |
| June 3 | Arkansas | *4.1-6-3-3-3-6 | | 2.0-0-0-0-1-1 | | | 2.2-1-1-1-2-2 | | | | | | | | |
| June 4 | Arkansas | | | 0.2-1-2-2-1-0 | | *2.0-7-5-5-0-1 | 1.2-3-2-2-0-2 | | 0.1-0-1-1-3-0 | | | | | 3.1-2-1-1-3-4 | |
| June 5 | Arkansas | | | | | | 2.1-0-0-0-0-2 | | | | *5.0-4-1-1-1-4 | | | | 1.2-1-1-1-0-4 |
| June 10 | TCU | *7.1-3-2-2-5-10 | | | | | 0.2-2-1-1-0-0 | | | | | | | | |
| June 11 | TCU | | | 3.1-6-4-3-2-3 | | | 0.2-0-0-0-0-1 | | | | *5.0-8-4-4-3-4 | | | | |

IP - innings pitched; H - hits allowed; ER - earned runs allowed; BB - walks allowed; K - strikeouts; *start;

MISSOURI STATE BASEBALL

Games 1-3 | MISSOURI STATE BEARS at CARDINAL CLASSIC | Feb. 16-18, 2018 | Beaumont, Texas | Vincent-Beck Stadium (3,500) | KBFL 1060 AM/96.9 FM (Corey Riggs)

2017 GAME-BY-GAME LINEUPS

| Date | Opponent | 1st | 2nd | 3rd | 4th | 5th | 6th | 7th | 8th | 9th |
|-----------------|--------------------------|------------------|------------------|----------------|----------------|----------------|------------------|------------------|------------------|------------------|
| Feb. 17 | vs. Rhode Island | Steinmetz | Jefferson | Burger | Eierman | Meyer | Paulsen | Brown | Graham | Geha |
| Feb. 18 | vs. Stony Brook | Steinmetz | Jefferson | Burger | Meyer | Eierman | Paulsen | Graham | Millas | Duffy |
| Feb. 19 | at McNeese State | Steinmetz | Jefferson | Burger | Eierman | Paulsen | Meyer | Brown | Graham | Geha |
| Feb. 21 | at Oral Roberts | Steinmetz | Jefferson | Burger | Eierman | Paulsen | Graham | Meyer | Millas | Duffy |
| Feb. 24 | at Belmont | Steinmetz | Graham | Burger | Eierman | Paulsen | Meyer | Duffy | Turner | Geha |
| Feb. 25 | at Lipscomb | Steinmetz | Jefferson | Burger | Paulsen | Eierman | Meyer | Graham | Millas | Duffy |
| Feb. 26 | at Middle Tennessee | Duffy | Jefferson | Burger | Eierman | Paulsen | Meyer | Millas | Whetstone | Graham |
| March 1 | at Arkansas State | Steinmetz | Jefferson | Burger | Eierman | Paulsen | Millas | Meyer | Ruff | Geha |
| March 3 | Central Arkansas | Steinmetz | Jefferson | Burger | Paulsen | Eierman | Meyer | Millas | Skalnik | Duffy |
| March 4 | Central Arkansas | Steinmetz | Jefferson | Burger | Paulsen | Eierman | Meyer | Skalnik | Millas | Duffy |
| March 5 | Central Arkansas | Steinmetz | Jefferson | Burger | Paulsen | Eierman | Meyer | Skalnik | Duffy | Geha |
| March 7 | at Oklahoma State | Steinmetz | Jefferson | Burger | Paulsen | Eierman | Meyer | Millas | Geha | Duffy |
| March 10 | at Minnesota | Steinmetz | Jefferson | Burger | Eierman | Paulsen | Skalnik | Meyer | Turner | Millas |
| March 11 | at Minnesota | Steinmetz | Eierman | Burger | Paulsen | Meyer | Jefferson | Millas | Brown | Duffy |
| March 12 | at Minnesota | Steinmetz | Jefferson | Burger | Paulsen | Eierman | Meyer | Millas | Geha | Duffy |
| March 15 | at Southeast Missouri | Steinmetz | Meyer | Burger | Eierman | Paulsen | Skalnik | Brown | Ruff | Millas |
| March 17 | Memphis | Steinmetz | Jefferson | Burger | Paulsen | Eierman | Meyer | Millas | Knutson | Duffy |
| March 18 | Memphis | Steinmetz | Jefferson | Burger | Eierman | Paulsen | Skalnik | Meyer | Millas | Duffy |
| March 19 | Memphis | Steinmetz | Jefferson | Burger | Paulsen | Eierman | Meyer | Whetstone | Duffy | Geha |
| March 21 | New Orleans | Steinmetz | Jefferson | Burger | Paulsen | Eierman | Meyer | Millas | Geha | Duffy |
| March 24 | at Central Michigan-1 | Steinmetz | Jefferson | Burger | Paulsen | Eierman | Meyer | Millas | Privitera | Ruff |
| March 24 | at Central Michigan-2 | Steinmetz | Jefferson | Burger | Eierman | Paulsen | Meyer | Skalnik | Ruff | Geha |
| March 26 | at Central Michigan | Steinmetz | Jefferson | Burger | Paulsen | Eierman | Meyer | Millas | Privitera | Ruff |
| March 28 | Oral Roberts | Steinmetz | Jefferson | Burger | Paulsen | Eierman | Meyer | Millas | Ruff | Duffy |
| March 31 | Bradley | Steinmetz | Paulsen | Burger | Meyer | Eierman | Jefferson | Graham | Millas | Duffy |
| April 1 | Bradley | Steinmetz | Paulsen | Burger | Eierman | Meyer | Graham | Jefferson | Geha | Ruff |
| April 2 | Bradley | Steinmetz | Paulsen | Burger | Eierman | Skalnik | Meyer | Geha | Ruff | Jefferson |
| April 4 | Kansas | Steinmetz | Paulsen | Burger | Eierman | Graham | Meyer | Jefferson | Millas | Brown |
| April 7 | DBU | Steinmetz | Paulsen | Burger | Eierman | Meyer | Graham | Jefferson | Millas | Brown |
| April 8 | DBU | Steinmetz | Paulsen | Burger | Eierman | Brown | Meyer | Graham | Jefferson | Geha |
| April 9 | DBU | Steinmetz | Paulsen | Burger | Eierman | Meyer | Graham | Millas | Jefferson | Brown |
| April 11 | Arkansas | Steinmetz | Paulsen | Burger | Eierman | Meyer | Graham | Jefferson | Millas | Brown |
| April 13 | at New Mexico | Steinmetz | Paulsen | Burger | Eierman | Meyer | Graham | Jefferson | Millas | Duffy |
| April 14 | at New Mexico | Steinmetz | Paulsen | Burger | Eierman | Meyer | Graham | Duffy | Jefferson | Geha |
| April 15 | at New Mexico | Steinmetz | Paulsen | Burger | Eierman | Meyer | Graham | Duffy | Millas | Jefferson |
| April 17 | at Saint Louis | Steinmetz | Paulsen | Burger | Eierman | Duffy | Meyer | Graham | Jefferson | Geha |
| April 18 | at Missouri | Steinmetz | Paulsen | Burger | Eierman | Meyer | Graham | Duffy | Jefferson | Millas |
| April 22 | Wichita State | Steinmetz | Duffy | Burger | Eierman | Meyer | Graham | Brown | Jefferson | Millas |
| April 23 | Wichita State-1 | Steinmetz | Burger | Eierman | Meyer | Graham | Brown | Jefferson | Duffy | Geha |
| April 23 | Wichita State-2 | Steinmetz | Burger | Eierman | Graham | Meyer | Brown | Millas | Duffy | Jefferson |
| April 25 | Missouri | Steinmetz | Burger | Eierman | Graham | Meyer | Paulsen | Millas | Jefferson | Duffy |
| April 28 | at Evansville | Steinmetz | Paulsen | Burger | Eierman | Graham | Duffy | Jefferson | Geha | Privitera |
| April 29 | at Evansville | Steinmetz | Paulsen | Burger | Eierman | Graham | Jefferson | Millas | Duffy | Privitera |
| May 2 | at Kansas | Steinmetz | Paulsen | Burger | Eierman | Graham | Duffy | Jefferson | Privitera | Geha |
| May 5 | at Southern Illinois | Steinmetz | Paulsen | Burger | Eierman | Graham | Duffy | Jefferson | Millas | Privitera |
| May 6 | at Southern Illinois | Steinmetz | Paulsen | Burger | Eierman | Graham | Duffy | Jefferson | Geha | Privitera |
| May 7 | at Southern Illinois | Steinmetz | Paulsen | Burger | Eierman | Graham | Duffy | Millas | Ruff | Privitera |
| May 12 | Indiana State | Steinmetz | Paulsen | Burger | Eierman | Graham | Duffy | Millas | Jefferson | Privitera |
| May 13 | Indiana State | Steinmetz | Paulsen | Burger | Eierman | Graham | Duffy | Jefferson | Geha | Privitera |
| May 14 | Indiana State | Steinmetz | Paulsen | Burger | Eierman | Graham | Jefferson | Ruff | Millas | Privitera |
| May 18 | at Illinois State | Steinmetz | Paulsen | Burger | Eierman | Graham | Jefferson | Duffy | Millas | Privitera |
| May 19 | at Illinois State | Steinmetz | Paulsen | Burger | Eierman | Graham | Jefferson | Ruff | Geha | Privitera |
| May 24 | Illinois State | Steinmetz | Paulsen | Burger | Eierman | Graham | Duffy | Jefferson | Millas | Privitera |
| May 25 | Southern Illinois | Steinmetz | Paulsen | Burger | Eierman | Graham | Jefferson | Millas | Duffy | Privitera |
| May 26 | Wichita State | Steinmetz | Paulsen | Burger | Eierman | Graham | Jefferson | Duffy | Privitera | Geha |
| May 26 | Illinois State | Steinmetz | Paulsen | Burger | Eierman | Graham | Jefferson | Ruff | Geha | Privitera |
| May 28 | Illinois State | Steinmetz | Paulsen | Burger | Eierman | Graham | Jefferson | Millas | Duffy | Privitera |
| June 2 | vs. Oklahoma State | Steinmetz | Paulsen | Burger | Graham | Eierman | Jefferson | Millas | Duffy | Privitera |
| June 3 | at Arkansas | Steinmetz | Paulsen | Burger | Eierman | Graham | Jefferson | Duffy | Geha | Privitera |
| June 4 | at Arkansas | Steinmetz | Paulsen | Burger | Eierman | Graham | Jefferson | Duffy | Millas | Privitera |
| June 5 | at Arkansas | Steinmetz | Paulsen | Burger | Eierman | Graham | Jefferson | Duffy | Millas | Privitera |
| June 10 | at TCU | Steinmetz | Paulsen | Burger | Eierman | Graham | Jefferson | Duffy | Geha | Privitera |
| June 11 | at TCU | Steinmetz | Paulsen | Burger | Eierman | Graham | Jefferson | Duffy | Millas | Privitera |

Bold indicates home game

MISSOURI STATE BASEBALL

Games 1-3 | MISSOURI STATE BEARS at CARDINAL CLASSIC | Feb. 16-18, 2018 | Beaumont, Texas | Vincent-Beck Stadium (3,500) | KBFL 1060 AM/96.9 FM (Corey Riggs)

2017 GAME-BY-GAME DEFENSIVE LINEUPS

| Date | Opponent | P | C | 1B | 2B | 3B | SS | LF | CF | RF | DH |
|-----------------|--------------------------|--------------------|---------------|----------------|------------------|---------------|----------------|------------------|------------------|--------------|------------------|
| Feb. 17 | vs. Rhode Island | Still | Geha | Paulsen | Meyer | Burger | Eierman | Jefferson | Steinmetz | Graham | Brown |
| Feb. 18 | vs. Stony Brook | Knutson | Millas | Paulsen | Meyer | Burger | Eierman | Duffy | Steinmetz | Graham | Jefferson |
| Feb. 19 | at McNeese State | Witherspoon | Geha | Paulsen | Meyer | Burger | Eierman | Jefferson | Steinmetz | Graham | Brown |
| Feb. 21 | at Oral Roberts | Coleman | Millas | Paulsen | Meyer | Burger | Eierman | Duffy | Steinmetz | Jefferson | Graham |
| Feb. 24 | at Belmont | Still | Geha | Paulsen | Meyer | Burger | Eierman | Duffy | Steinmetz | Graham | Turner |
| Feb. 25 | at Lipscomb | Knutson | Millas | Paulsen | Meyer | Burger | Eierman | Duffy | Steinmetz | Jefferson | Graham |
| Feb. 26 | at Middle Tennessee | Coleman | Millas | Paulsen | Meyer | Burger | Eierman | Jefferson | Duffy | Graham | Whetstone |
| March 1 | at Arkansas State | Knight | Geha | Paulsen | Meyer | Burger | Eierman | Jefferson | Steinmetz | Ruff | Millas |
| March 3 | Central Arkansas | Knutson | Millas | Paulsen | Meyer | Burger | Eierman | Jefferson | Steinmetz | Duffy | Skalnik |
| March 4 | Central Arkansas | Coleman | Millas | Paulsen | Meyer | Burger | Eierman | Jefferson | Steinmetz | Duffy | Skalnik |
| March 5 | Central Arkansas | Still | Geha | Paulsen | Meyer | Burger | Eierman | Jefferson | Steinmetz | Duffy | Millas |
| March 7 | at Oklahoma State | Witherspoon | Geha | Paulsen | Meyer | Burger | Eierman | Jefferson | Steinmetz | Duffy | Millas |
| March 10 | at Minnesota | Knutson | Millas | Paulsen | Meyer | Burger | Eierman | Jefferson | Steinmetz | Turner | Skalnik |
| March 11 | at Minnesota | Coleman | Millas | Paulsen | Meyer | Burger | Eierman | Jefferson | Steinmetz | Duffy | Brown |
| March 12 | at Minnesota | Still | Geha | Paulsen | Meyer | Burger | Eierman | Jefferson | Steinmetz | Duffy | Millas |
| March 15 | at Southeast Missouri | Knight | Millas | Paulsen | Meyer | Burger | Eierman | Skalnik | Steinmetz | Ruff | Brown |
| March 17 | Memphis | Knutson | Millas | Paulsen | Meyer | Burger | Eierman | Jefferson | Steinmetz | Duffy | Knutson |
| March 18 | Memphis | Coleman | Millas | Paulsen | Meyer | Burger | Eierman | Jefferson | Steinmetz | Duffy | Skalnik |
| March 19 | Memphis | Still | Geha | Paulsen | Meyer | Burger | Eierman | Jefferson | Steinmetz | Duffy | Whetstone |
| March 21 | New Orleans | Knight | Millas | Paulsen | Meyer | Burger | Eierman | Jefferson | Steinmetz | Duffy | Geha |
| March 24 | at Central Michigan-1 | Knutson | Millas | Paulsen | Meyer | Burger | Eierman | Jefferson | Steinmetz | Ruff | Privitera |
| March 24 | at Central Michigan-2 | Coleman | Geha | Paulsen | Meyer | Burger | Eierman | Jefferson | Steinmetz | Ruff | Skalnik |
| March 26 | at Central Michigan | Still | Millas | Paulsen | Meyer | Burger | Eierman | Jefferson | Steinmetz | Ruff | Privitera |
| March 28 | Oral Roberts | Knight | Millas | Paulsen | Meyer | Burger | Eierman | Jefferson | Steinmetz | Ruff | Duffy |
| March 31 | Bradley | Knutson | Millas | Paulsen | Meyer | Burger | Eierman | Jefferson | Steinmetz | Duffy | Graham |
| April 1 | Bradley | Coleman | Geha | Paulsen | Meyer | Burger | Eierman | Jefferson | Steinmetz | Ruff | Graham |
| April 2 | Bradley | Still | Geha | Paulsen | Meyer | Burger | Eierman | Jefferson | Steinmetz | Ruff | Skalnik |
| April 4 | Kansas | Witherspoon | Millas | Paulsen | Meyer | Burger | Eierman | Graham | Steinmetz | Jefferson | Brown |
| April 7 | DBU | Knutson | Millas | Paulsen | Meyer | Burger | Eierman | Graham | Steinmetz | Jefferson | Brown |
| April 8 | DBU | Coleman | Geha | Paulsen | Meyer | Burger | Eierman | Graham | Steinmetz | Jefferson | Brown |
| April 9 | DBU | Still | Millas | Paulsen | Meyer | Burger | Eierman | Graham | Steinmetz | Jefferson | Brown |
| April 11 | Arkansas | Witherspoon | Millas | Paulsen | Meyer | Burger | Eierman | Graham | Steinmetz | Jefferson | Brown |
| April 13 | at New Mexico | Knutson | Millas | Paulsen | Meyer | Burger | Eierman | Jefferson | Steinmetz | Duffy | Graham |
| April 14 | at New Mexico | Coleman | Geha | Paulsen | Meyer | Burger | Eierman | Jefferson | Steinmetz | Duffy | Graham |
| April 15 | at New Mexico | Still | Millas | Paulsen | Meyer | Burger | Eierman | Jefferson | Steinmetz | Duffy | Graham |
| April 17 | at Saint Louis | Gonnerman | Geha | Paulsen | Meyer | Burger | Eierman | Jefferson | Steinmetz | Duffy | Graham |
| April 18 | at Missouri | Knight | Millas | Paulsen | Meyer | Burger | Eierman | Jefferson | Steinmetz | Duffy | Graham |
| April 22 | Wichita State | Knutson | Millas | Brown | Meyer | Burger | Eierman | Jefferson | Steinmetz | Duffy | Graham |
| April 23 | Wichita State-1 | Coleman | Geha | Brown | Meyer | Burger | Eierman | Jefferson | Steinmez | Duffy | Graham |
| April 23 | Wichita State-2 | Still | Millas | Brown | Meyer | Burger | Eierman | Jefferson | Steinmetz | Duffy | Graham |
| April 25 | Missouri | Knight | Millas | Paulsen | Meyer | Burger | Eierman | Jefferson | Steinmetz | Duffy | Graham |
| April 28 | at Evansville | Knutson | Geha | Paulsen | Privitera | Burger | Eierman | Jefferson | Steinmetz | Duffy | Graham |
| April 29 | at Evansville | Still | Millas | Paulsen | Privitera | Burger | Eierman | Jefferson | Steinmetz | Duffy | Graham |
| May 2 | at Kansas | Knight | Geha | Paulsen | Privitera | Burger | Eierman | Jefferson | Steinmetz | Duffy | Graham |
| May 5 | at Southern Illinois | Knutson | Millas | Paulsen | Privitera | Burger | Eierman | Jefferson | Steinmetz | Duffy | Graham |
| May 6 | at Southern Illinois | Coleman | Geha | Paulsen | Privitera | Burger | Eierman | Jefferson | Steinmetz | Duffy | Graham |
| May 7 | at Southern Illinois | Still | Millas | Paulsen | Privitera | Burger | Eierman | Ruff | Steinmetz | Duffy | Graham |
| May 12 | Indiana State | Knutson | Millas | Paulsen | Privitera | Burger | Eierman | Jefferson | Steinmetz | Duffy | Graham |
| May 13 | Indiana State | Coleman | Geha | Paulsen | Privitera | Burger | Eierman | Jefferson | Steinmetz | Duffy | Graham |
| May 14 | Indiana State | Still | Millas | Paulsen | Privitera | Burger | Eierman | Jefferson | Steinmetz | Ruff | Graham |
| May 18 | at Illinois State | Knutson | Millas | Paulsen | Privitera | Burger | Eierman | Jefferson | Steinmetz | Duffy | Graham |
| May 19 | at Illinois State | Coleman | Geha | Paulsen | Privitera | Burger | Eierman | Jefferson | Steinmetz | Ruff | Graham |
| May 24 | Illinois State | Still | Millas | Paulsen | Privitera | Burger | Eierman | Jefferson | Steinmetz | Duffy | Graham |
| May 25 | Southern Illinois | Knutson | Millas | Paulsen | Privitera | Burger | Eierman | Jefferson | Steinmetz | Duffy | Graham |
| May 26 | Wichita State | Coleman | Geha | Paulsen | Privitera | Burger | Eierman | Jefferson | Steinmetz | Duffy | Graham |
| May 26 | Illinois State | Witherspoon | Geha | Paulsen | Privitera | Burger | Eierman | Jefferson | Steinmetz | Ruff | Graham |
| May 28 | Illinois State | McAlister | Millas | Paulsen | Privitera | Burger | Eierman | Jefferson | Steinmetz | Duffy | Graham |
| June 2 | vs. Oklahoma State | Still | Millas | Paulsen | Privitera | Burger | Eierman | Jefferson | Steinmetz | Duffy | Graham |
| June 3 | at Arkansas | Coleman | Geha | Paulsen | Privitera | Burger | Eierman | Jefferson | Steinmetz | Duffy | Graham |
| June 4 | at Arkansas | Knight | Millas | Paulsen | Privitera | Burger | Eierman | Jefferson | Steinmetz | Duffy | Graham |
| June 5 | at Arkansas | Still | Millas | Paulsen | Privitera | Burger | Eierman | Jefferson | Steinmetz | Duffy | Graham |
| June 10 | at TCU | Coleman | Geha | Paulsen | Privitera | Burger | Eierman | Jefferson | Steinmetz | Duffy | Graham |
| June 11 | at TCU | Still | Millas | Paulsen | Privitera | Burger | Eierman | Jefferson | Steinmetz | Duffy | Graham |

Bold indicates home game

MISSOURI STATE BASEBALL

Games 1-3 | MISSOURI STATE BEARS at CARDINAL CLASSIC | Feb. 16-18, 2018 | Beaumont, Texas | Vincent-Beck Stadium (3,500) | KBFL 1060 AM/96.9 FM (Corey Riggs)

MISSOURI STATE RECORDS SUMMARY

Individual Batting

Games Played

Season: 66, Dant'e Brinkley, Adam Pummill, Brooks Colvin, Shaun Marcum, Rick Wilson, 2003
Career: 236, Matt Gardner, 1999-02

At-Bats

Game: 8, Earnie Johnson, Pat Kelly and Mark Neff, 5/1/88 vs. ORU;
Ryan Gotcher and Chris Taylor, 4/6/04 vs. Arkansas; Adam Pummill, 2/25/06 vs. UNC Greensboro
Season: 278, Dant'e Brinkley, 2003
Career: 972, Matt Gardner, 1999-02

Runs

Game: 6, Bobby McCulloch, 5/6/75 vs. SIU Edwardsville; Larry Doss, 5/9/87 vs. Eastern Illinois and Lance Burkhardt, 3/6/97 vs. Missouri Baptist
Season: 90, Matt Cepicky, 1999
Career: 243, Matt Gardner, 1999-02

Hits

Game: 7, Greg Resz, 3/5/91 vs. Lincoln
Season: 96, Steve Hacker and Dave Slemmer, 1995; Dant'e Brinkley, 2003
Career: 316, Matt Gardner, 1999-02

Singles

Game: 5, Jim Schaefer, 5/27/78 vs. Eastern Illinois; Keith Champion, 5/11/81 vs. Central Missouri; Greg Resz, 3/5/91 vs. Lincoln; Todd DeBriyn, 5/3/92 vs. UNI; Alex Manary, 3/22/94 vs. Minnesota
Season: 76, Bill Mueller, 1991
Career: 241, Kevin Medrano, 2009-12

Doubles

Game: 3, on 22 occasions, last time by Justin Paulsen, 4/29/17 at Evansville
Season: 26, Steve Meyer, 1986
Career: 67, Brayden Drake, 2006-09

Triples

Game: 3, Ken Brown, 4/8/66 vs. Missouri S&T
Season: 12, Dant'e Brinkley, 2001
Career: 20, Mark Garrett, 1979-82

Home Runs

Game: 4, John Knott, 5/2/92 vs. UNI
Season: 37, Steve Hacker, 1995
Career: 63, Jason Hart, 1996-98

Runs Batted-In

Game: 11, John Knott, 5/2/92 vs. UNI
Season: 100, Matt Cepicky, 1999
Career: 203, Jason Hart, 1996-98

Batting Average

Season: .442, J. D. Warner, 1983
Career: .426, J. D. Warner, 1982-83
Career (4 years): .376, Bill Mueller, 1990-93

Consecutive Games Hitting Safely

30, Brayden Drake, 4/27/08-3/25/09

Total Bases

Game: 17, John Knott, 5/2/92 vs. UNI
Season: 225, Steve Hacker, 1995
Career: 506, Jason Hart, 1996-98

Extra-Base Hits

Game: 5, Larry Doss, 5/9/87 vs. Eastern Illinois
Season: 55, Steve Hacker, 1995
Career: 116, Jason Hart, 1996-98

Slugging Average

Season: .957, Steve Hacker, 1995
Career: .725, Jason Hart, 1996-98

Hit By Pitch

Game: 3, Jud Kinkle, 2/20/04 vs. Little Rock
Ryan Mantle, 2/22/08 vs. DBU; Brayden Drake, 5/11/08 vs. Middle Tennessee
Season: 23, Jeremy Isenhower, 2002
Career: 41, Ben Carlson, 2007-09

Walks

Game: 5, Cory Krueger, 3/15/91 vs. Austin Peay; Steve Hacker, 4/23/95 vs. UNI; and Lance Burkhardt, 2/14/97 vs. Nevada
Season: 55, Dylan Becker, 2015
Career: 154, Bill Mueller, 1990-93

Strikeouts

Game: 5, Greg Mathis, 5/1/01 vs. Missouri; Tyler Ryan, 2/26/10 at UTA
Season: 74, Ryan Howard, 2001
Career: 207, Nick Kays, 1997-00

On-Base Percentage

Season: .563, Dan Iseminger, 1983
Career: .493, Rick Clarkston, 1983-84

Sacrifice Hits

Game: 3, Joey Hawkins, 5/22/14 vs. Bradley; Ken Watkins, 5/23/69 vs. Minnesota State
Season: 29, Joey Hawkins, 2015
Career: 62, Joey Hawkins, 2012-15

Sacrifice Flies

Game: 2, held by many players
Season: 9, Brooks Colvin, 2003
Career: 17, Brooks Colvin, 2001-04

Stolen Bases

Game: 4, Larry Doss, 3/6/86 vs. Evangel; Greg Brewer, 4/15/86 vs. Evangel
Season: 30, Greg Brewer, 1986
Career: 69, Dant'e Brinkley, 2000-03

Game-Winning RBI

Season: 13, Steve Meyer, 1986; Steve Hacker, 1995
Career: 23, Steve Hacker, 1993-95

Individual Fielding

Putouts

Game: 19, Tom Hodge, 3/23/67 vs. Oklahoma Christian; Tim Rafferty, 2/25/06 vs. UNC Greensboro; Connor Smith, 3/29/14 vs. Southern Illinois
Season: 545, Justin Paulsen, 2015
Career: 1,588, Justin Paulsen, 2015-17

Assists

Game: 10, Curt Courtwright, 5/10/09 at Creighton
Season: 192, Joey Hawkins, 2015
Career: 656, Chris Curry, 1995-98

Errors

Game: 4, set on 5 occasions, last time by Jon Hale, 3/3/96 vs. ORU
Season: 30, Brooks Colvin, 2001
Career: 73, Brooks Colvin, 2001-04

Total Chances

Game: 21, Brian Mahaffey, 5/1/88 vs. ORU
Season: 601, Jason Hart, 1997
Career: 1,703, Justin Paulsen, 2015-17

Double Plays

Game: 5, Ryan Howard, 3/30/99 vs. SE Missouri
Season: 60, Ryan Howard, 1999
Career: 151, Ryan Howard, 1999-01

Fielding Average

Season: 1.000, Bill Helfrecht, 1968; Jim Anderson, 1970; Corby Fister and Cory Krueger, 1989; Chad Lakin and Cory Krueger, 1990; Shawn Padgett, 1991; Chad Lakin, 1992; Micah Holst, 1999; Dant'e Brinkley, 2002; Nolan Keane, 2008; Aaron Conway, 2010
Career: .992, Steve Seal, 1969-70

Individual Pitching

Games

Season: 37, Jake Fromson, 2017
Career: 88, Bryan Young, 2014-17

Games Started

Season: 17, Doug Still, 2017; Matt Hall, 2015; Cody Schumacher, 2012
Career: 49, Brad Ziegler, 2000-03

Complete Games

Season: 10, Brian Wisser, 1986
Career: 18, Brad Ziegler, 2000-03

Innings Pitched

Game: 11.0, John Rheinecker, 3/3/01 vs. Arkansas State
Season: 125.0, Matt Hall, 2015
Career: 365.0, Brad Ziegler, 2000-03

Consecutive Scoreless Innings Pitched

Season: 38.1, Nick Petree, 4/6/12 to 5/17/12
Career: 38.1, Nick Petree, 4/6/12 to 5/17/12

Hits Allowed

Game: 16, Tom Fulkerson, 3/19/85 vs. UTA
Season: 115, Brad Ziegler, 2003
Career: 371, Brad Ziegler, 2000-03

Fewest Hits Allowed

Game: 0, Steve Dunn, 4/12/79 vs. Evangel (5 inn.); Scott Buchheit-Darrell Maus-Matt Brewer-Terry Menown, 3/14/89 vs. Lincoln; Mike Whitley, 5/2/94 vs. SE Missouri (7 inn.)

Runs Allowed

Game: 13, Rand Chappell, 3/20/84 vs. Southern; Scott Prince, 3/11/85 vs. Indiana State
Season: 71, Jim Gibbs, 1987; Jarrod Mays, 1996
Career: 207, John Hardin, 1996-00

Earned Runs Allowed

Game: 12, Mike Hill, 4/18/75 vs. Central Missouri; Scott Prince, 3/11/85 vs. Indiana State
Season: 63, Scott Geitz, 1998
Career: 169, John Hardin, 1996-00

Walks Allowed

Game: 10, Stean Thornton, 5/2/76 vs. UMSL
Season: 75, Dirk Lindauer, 1991
Career: 206, Mike Whitley, 1992-95

Strikeouts

Game: 17, Charles Burt, 5/16/69 vs. Northwest Missouri State; Gary Wilson, 3/23/67 vs. Oklahoma Christian
Season: 171, Matt Hall, 2015
Career: 330, Brad Ziegler, 2000-03

Earned Run Average

Season: 0.59, Dick Jones, 1971
Career: 1.55, Dick Jones, 1969-72

Wins

Season: 12, Matt Hall, 2015; Brad Ziegler, 2003
Career: 32, Brad Ziegler, 2000-03

Losses

Season: 9, Brett Sinkbeil, 2005; Pat Doyle, 2010; Mike Kickham, 2010
Career: 16, Gary Wilson, 1964-67; Dustin Tignor, 1996-00; Pat Doyle, 2007-10

Winning Percentage

Season (6 or more wins): 1.000, Sam Perez, 2016; Bryan Young, 2015; Ken Watkins, 1969; Jody Payne, 1978; Kirby Cannon, 1980; Dan Harwell, 1983; Tim Clubb, 2008
Career: .909, Sam Perez, 2013-16; Greg Reed, 1987-88

Shutouts

Season: 3, Ken Watkins, 1969; Steve Dunn, 1979; Greg Reed, 1988; Craig Sands, 1990; Paul Marsala, 2004
Career: 4, Ken Watkins, 1967-70

Saves

Season: 16, Bryan Young, 2015
Career: 35, Bryan Young, 2014-17

Team Batting

Games Played

Season: 66, 2003

At-Bats

Game: 64, 5/1/88 vs. ORU
Season: 2,260, 2002

Runs

Game: 37, 3/7/88 vs. Benedictine
Season: 607, 1999

Hits

Game: 34, 3/7/88 vs. Benedictine; 3/21/89 vs. UMBC
Season: 720, 2002

Doubles

Game: 10, 3/11/95 vs. Truman
Season: 149, 2002

Triples

Game: 6, 4/8/66 vs. Missouri S&T
Season: 36, 2001

Home Runs

Game: 12, 4/20/99 vs. Pittsburg State
Season: 144, 1999

Runs Batted-In

Game: 36, 3/7/88 vs. Benedictine
Season: 561, 1999

Batting Average

Season: .373, 1981

Total Bases

Game: 72, 4/20/99 vs. Pittsburg State
Season: 1,275, 1999

Extra-Base Hits

Game: 19, 4/20/99 vs. Pittsburg State
Season: 270, 1999

Slugging Average

Season: .626, 1999

Game-Winning RBI

Season: 45, 1986

Hit By Pitch

Game: 9, 2/22/08 vs. DBU; 5/11/08 vs. Middle Tennessee
Season: 80, 2004

Walks

Game: 18, 4/5/16 vs. Saint Louis
Season: 351, 2017

Strikeouts

Game: 26, 2/26/10 at UTA
Season: 516, 2010

Fewest Strikeouts

Season: 116, 1981

Sacrifice Hits

Game: 6, 4/25/81 vs. UMSL
Season: 54, 2015

Sacrifice Flies

Game: 5, 5/19/02 vs. Indiana State; 4/3/07 vs. SEMO
Season: 44, 2002

Stolen Bases

Game: 10, 3/18/85 vs. North Texas; 4/15/86 vs. Evangel
Season: 118, 1986

Team Fielding

Putouts

Game: 48, 5/1/88 vs. ORU; 4/6/04 vs. Arkansas
Season: 1,703, 2003

Assists

Game: 25, 5/1/88 vs. ORU
Season: 686, 1997

Errors

Game: 11, 3/14/64 vs. Arkansas State
Season: 134, 1984

Fewest Errors

Season: 37, 1968

Total Chances

Game: 74, 5/1/88 vs. ORU
Season: 2,456, 2002

Double Plays

Game: 5, 3/15/85 vs. Missouri Western
Season: 66, 1986

Fielding Average

Season: .976, 2015

Team Pitching

Complete Games

Season: 34, 1986

Innings Pitched

Game: 16, 5/1/88 vs. ORU; 4/6/04 vs. Arkansas
Season: 567.2, 2003

Walks

Game: 17, 5/25/97 vs. Rice
Season: 317, 1992

Strikeouts

Game: 19, 3/23/67 vs. Oklahoma Christian
Season: 560, 2017

Shutouts

Season: 11, 2012

Saves

Season: 18, 2015 and 2011

Earned Run Average

Season: 2.57, 2012

MISSOURI STATE BASEBALL

Games 1-3 | MISSOURI STATE BEARS AT CARDINAL CLASSIC | Feb. 16-18, 2018 | Beaumont, Texas | Vincent-Beck Stadium (3,500) | KBFL 1060 AM/96.9 FM (Corey Riggs)

MISSOURI STATE SINGLE-SEASON RECORDS

Hitting

| Games | At Bats | Runs |
|----------------------|---------|------|
| Dant'e Brinkley (03) | 66 | 278 |
| Brooks Colvin (03) | 66 | 267 |
| Shaun Marcum (03) | 66 | 256 |
| Adam Pummill (03) | 66 | 251 |
| Rick Wilson (03) | 66 | 251 |
| Greg Mathis (03) | 65 | 250 |
| Tony Piazza (03) | 64 | 249 |
| Matt Gardner (02) | 64 | 248 |
| Greg Mathis (02) | 64 | 248 |
| Tony Piazza (02) | 64 | 248 |

| Hits | Singles | Doubles |
|----------------------------|---------|---------|
| Dant'e Brinkley (03) | 96 | 76 |
| Steve Hacker (95) | 96 | 71 |
| Dave Slemmer (95) | 96 | 67 |
| Micah Holst (99) | 94 | 63 |
| Ben Woodbury (08) | 92 | 62 |
| Matt Cepicky (99) | 92 | 62 |
| Jason Hart (98) | 92 | 62 |
| Jason Hart (97) | 91 | 61 |
| Brandon Jackson (98) | 89 | 60 |
| Kevin Medrano (10) | 86 | 59 |
| Mueller (91)-Brinkley (02) | 86 | |

| Triples | Home Runs | Runs Batted-In |
|-----------------------|-----------|----------------|
| Dant'e Brinkley (01) | 12 | 37 |
| Aaron Conway (09) | 8 | 30 |
| Evan Pratte (90) | 8 | 28 |
| Mark Garrett (81) | 8 | 25 |
| Bobby Naron (80) | 8 | 24 |
| Hunter Steinmetz (16) | 7 | 23 |
| Greg Mathis (01) | 7 | 23 |
| Brad Kennedy (96) | 7 | 22 |
| Greg Brewer (86) | 7 | 21 |
| J.D. Warner (83) | 7 | 21 |

| Game-Winning RBI | Batting Average | On-Base Percentage |
|---------------------------------|-----------------|--------------------|
| Steve Hacker (95) | 13 | 442 |
| Steve Meyer (86) | 13 | 440 |
| Chris Playter (09) | 11 | 438 |
| Jake Burger (17) | 10 | 432 |
| Matt Brewer (89, 91) | 10 | 427 |
| Bax (84)-Bailey (82) | 10 | 416 |
| Brian Mahaffey (87) | 9 | 416 |
| Brent Seifert (12)-Matheny (15) | 8 | 416 |
| Pratte (91)-Cepicky (99) | 8 | 414 |
| Dave (81)-Bartlett (90) | 8 | 414 |

| Extra-Base Hits | Total Bases | Slugging Average |
|----------------------|-------------|------------------|
| Steve Hacker (95) | 55 | 225 |
| Steve Meyer (86) | 48 | 193 |
| Jason Hart (98) | 43 | 191 |
| Spencer Johnson (16) | 41 | 173 |
| Matt Cepicky (99) | 40 | 168 |
| Jeremy Eierman (17) | 39 | 165 |
| Lance Burkhardt (96) | 38 | 164 |
| Matt Cepicky (98) | 37 | 162 |
| Jason Hart (97) | 37 | 160 |
| Dave Slemmer (95) | 37 | 159 |

| Walks | Strikeouts | Hit By Pitch |
|--------------------------|------------|--------------|
| Dylan Becker (15) | 55 | 74 |
| Bill Mueller (91) | 52 | 69 |
| Spencer Johnson (16) | 46 | 68 |
| Spencer Johnson (15) | 46 | 67 |
| Spiker Helms (12) | 44 | 66 |
| Brad Kennedy (95) | 44 | 61 |
| Burger (17)-Paulsen (15) | 43 | 59 |
| Helms (11)-Keane (08) | 42 | 58 |
| Fister (90)-Guttin (76) | 42 | 57 |

| Stolen Bases | Sacrifice Hits | Sacrifice Flies |
|-------------------------|----------------|-----------------|
| Greg Brewer (86) | 30 | 29 |
| Mike Ruble (88) | 29 | 19 |
| John Wahlig (87) | 25 | 14 |
| Dant'e Brinkley (02) | 25 | 13 |
| Dant'e Brinkley (03) | 24 | 12 |
| Aaron Conway (10) | 24 | 11 |
| Bill Mueller (92) | 23 | 10 |
| Larry Doss (86) | 22 | 10 |
| Bill Goedde (86) | 20 | 9 |
| Matt Lawson (06) | 20 | 9 |
| Three players tied with | 19 | 9 |

Pitching

| Games | Games Started |
|-----------------------------|---------------|
| Jake Fromson (17) | 37 |
| Sam Perez (16) | 36 |
| Zach Merciez (15) | 31 |
| Bryan Young (15) | 30 |
| Sam Perez (15) | 27 |
| Tyler Burgess (12) | 26 |
| Scott Geitz (95) | 26 |
| Bryan Young (17) | 25 |
| Gordon (13)-D. Kickham (11) | 25 |
| Doyle (07)-Geitz (96) | 25 |

| Complete Games | Innings Pitched |
|--------------------------|-----------------|
| Brian Wisser (86) | 10 |
| Stacey Burke (86) | 8 |
| Kirby Cannon (79) | 8 |
| Dick Jones (71) | 8 |
| Mark Lopinot (70) | 8 |
| Ken Watkins (69) | 8 |
| Jim Gibbs (86, 87) | 7 |
| Tom Fulkerson (84) | 7 |
| Rick Brandell (82) | 7 |
| Newell (66)-Watkins (70) | 7 |

| Hits Allowed | Runs Allowed |
|----------------------|--------------|
| Brad Ziegler (03) | 115 |
| Jarrold Mays (96) | 113 |
| Pat Doyle (10) | 112 |
| Derek Drage (04) | 107 |
| Paul Crain (91) | 107 |
| Brian Wisser (86) | 104 |
| Mike Kickham (10) | 101 |
| Chad Mulholland (03) | 101 |
| Blake Barber (11) | 100 |
| Jim Gibbs (87) | 100 |

| Earned Runs Allowed | Earned Run Average |
|----------------------|--------------------|
| Scott Geitz (98) | 63 |
| Jarrold Mays (96) | 60 |
| Mike Whitley (93) | 58 |
| Mike Kickham (10) | 56 |
| Bryan Buschhorn (97) | 54 |
| Dylan Coleman (17) | 53 |
| Jim Gibbs (87) | 51 |
| Tim Clubb (09) | 50 |
| Brad Ziegler (03) | 50 |
| Paul Crain (91) | 48 |

| Walks | Strikeouts |
|---------------------------|------------|
| Dirk Lindauer (91) | 75 |
| Mike Whitley (93) | 68 |
| Bart Evans (92) | 68 |
| John Hardin (00) | 54 |
| Bryan Buschhorn (97) | 52 |
| John Hardin (99) | 52 |
| Mike Whitley (92) | 52 |
| Mike Godfrey (86) | 51 |
| Dylan Coleman (17) | 50 |
| Coleman (16)-Whitley (94) | 49 |

| Victories | Losses |
|-----------------------------|--------|
| Matt Hall (15) | 12 |
| Brad Ziegler (03) | 12 |
| Tim Clubb (08) | 11 |
| Buddy Baumann (09) | 11 |
| Petree (12)-Mulholland (03) | 10 |
| Jays (95)-Wisser (86) | 10 |
| Petree (11)-Perez (15) | 9 |
| Garola (97)-Ziegler (01) | 9 |
| Gibbs (87)-Lindauer (91) | 9 |
| Watkins (69)-Anderson (80) | 9 |

| Winning Percentage | Shutouts |
|----------------------|----------|
| Sam Perez (16) | 1.000 |
| Bryan Young (15) | 1.000 |
| Tim Clubb (08) | 1.000 |
| Chann Whiteside (90) | 1.000 |
| Danny Harwell (83) | 1.000 |
| Kirby Cannon (80) | 1.000 |
| Jody Payne (78) | 1.000 |
| Ken Watkins (69) | 1.000 |
| Buddy Baumann (09) | .917 |
| Jarrold Mays (95) | .909 |
| Sam Perez (15) | .900 |
| Steve Anderson (80) | .900 |

Fielding

| Putouts | |
|---------------------|-----|
| Justin Paulsen (15) | 545 |
| Jason Hart (97) | 543 |
| Justin Paulsen (17) | 536 |
| Jason Hart (96) | 531 |
| Justin Paulsen (16) | 507 |
| Ryan Howard (00) | 504 |
| Tim Rafferty (06) | 503 |
| Tony Piazza (03) | 500 |
| Luke Voit (12) | 499 |
| Steve Hacker (95) | 497 |

| Assists | |
|-----------------------|-----|
| Joey Hawkins (15) | 192 |
| Joey Hawkins (14) | 185 |
| Evan Pratte (91) | 184 |
| Pat Kelly (88) | 179 |
| Jeremy Eierman (17) | 178 |
| Dan Firit (00) | 178 |
| Brad Kennedy (96) | 175 |
| Chris Curry (97) | 170 |
| Travis McCormack (13) | 168 |
| Dan Firit (99) | 166 |

| Errors | |
|------------------------|----|
| Brooks Colvin (01) | 30 |
| Dan Firit (99) | 27 |
| Mike Collier (00) | 24 |
| Dan Firit (00) | 24 |
| Lance Burkhardt (96) | 24 |
| Brad Kennedy (96) | 23 |
| Rick Clarkston (84) | 22 |
| Five players tied with | 21 |

| Total Chances | |
|---------------------|-----|
| Jason Hart (97) | 601 |
| Justin Paulsen (17) | 579 |
| Jason Hart (96) | 578 |
| Justin Paulsen (15) | 572 |
| Luke Voit (12) | 561 |
| Ben Margalski (01) | 557 |
| Tony Piazza (02) | 553 |
| Ryan Howard (00) | 553 |
| Justin Paulsen (16) | 550 |
| Tony Piazza (03) | 547 |

| Double Plays | |
|-----------------------|----|
| Ryan Howard (99) | 60 |
| Steve Meyer (86) | 58 |
| Jason Hart (97) | 53 |
| Jim Calhoun (90) | 52 |
| Dan Firit (99) | 51 |
| Ryan Howard (00) | 48 |
| Jason Hart (98) | 48 |
| Steve Hacker (95) | 48 |
| Matt Lawson (07) | 47 |
| Two players tied with | 46 |

| Fielding Average | |
|----------------------|-------|
| Aaron Conway (10) | 1.000 |
| Kyle Paul (07) | 1.000 |
| Dant'e Brinkley (02) | 1.000 |
| Micah Holst (99) | 1.000 |
| Chad Lakin (92) | 1.000 |
| Shawn Padgett (91) | 1.000 |
| Corby Fister (89) | 1.000 |
| Cory Krueger (89) | 1.000 |
| Jim Anderson (70) | 1.000 |
| Bill Helfrecht (68) | 1.000 |

| Saves | |
|---------------------|----|
| Bryan Young (15) | 16 |
| Dan Kickham (11) | 13 |
| Shaun Marcum (03) | 13 |
| Bryan Young (16) | 11 |
| Tyler Burgess (12) | 11 |
| Chris Krawczyk (06) | 9 |
| Bryan Young (17) | 8 |
| Matt Frevert (08) | 8 |
| Grant Gordon (10) | 7 |
| Tony Floyd (88) | 7 |

Statistical Minimums: Batting Average, Slugging Average and On Base Percentage based on minimum of one time at bat for each game played by team; Fielding Average based on minimum of 50 total chances; Earned Run Average based on minimum of one inning pitched per game played by team; Winning Percentage based on a minimum of six decisions.

MISSOURI STATE BASEBALL

Games 1-3 | MISSOURI STATE BEARS at CARDINAL CLASSIC | Feb. 16-18, 2018 | Beaumont, Texas | Vincent-Beck Stadium (3,500) | KBFL 1060 AM/96.9 FM (Corey Riggs)

MISSOURI STATE CAREER RECORDS

Hitting

| Games | At Bats | Runs |
|-------------------------|---------|------|
| Matt Gardner (99-02) | 236 | 972 |
| Greg Mathis (00-03) | 232 | 895 |
| Chris Curry (95-98) | 227 | 873 |
| Brooks Colvin (01-04) | 224 | 865 |
| Micah Holst (96-99) | 223 | 843 |
| Micah Holst (96-99) | 220 | 817 |
| Evan Pratte (88-91) | 220 | 813 |
| Kevin Medrano (09-12) | 217 | 806 |
| Dylan Becker (12-15) | 216 | 776 |
| Bill Mueller (90-93) | 216 | 773 |
| Dan'te Brinkley (00-03) | 215 | |

| Hits | Singles | Doubles |
|-------------------------|---------|---------|
| Matt Gardner (99-02) | 316 | 67 |
| Kevin Medrano (09-12) | 310 | 62 |
| Bill Mueller (90-93) | 289 | 59 |
| Micah Holst (96-99) | 284 | 57 |
| Dan'te Brinkley (00-03) | 279 | 54 |
| Brayden Drake (06-09) | 268 | 54 |
| Chris Curry (95-98) | 266 | 52 |
| Jason Hart (96-98) | 263 | 50 |
| Greg Mathis (00-03) | 262 | 49 |
| Evan Pratte (88-91) | 259 | 49 |

| Triples | Home Runs | Runs Batted-In |
|--------------------------------|-----------|----------------|
| Mark Garrett (79-82) | 20 | 203 |
| Dan'te Brinkley (00-03) | 19 | 192 |
| Aaron Conway (08-11) | 16 | 184 |
| Evan Pratte (88-91) | 15 | 183 |
| Greg Mathis (00-03) | 13 | 183 |
| Micah Holst (96-99) | 13 | 182 |
| Jeremy Isenhower (01-02) | 12 | 179 |
| Bill Mueller (90-93) | 12 | 176 |
| J.D. Warner (82-83) | 12 | 175 |
| Blakley (74-77)-Snider (76-79) | 12 | 175 |

| Game-Winning RBI | Batting Average | On-Base Percentage |
|------------------------|-----------------|--------------------|
| Steve Hacker (93-95) | 23 | 426 |
| Matt Brewer (89-91) | 22 | 406 |
| Matt Gardner (99-02) | 19 | 405 |
| Luke Voit (10-13) | 18 | 402 |
| Matt Cepicky (97-99) | 18 | 384 |
| Evan Pratte (88-91) | 18 | 380 |
| Jake Burger (15-17) | 17 | 378 |
| Chris Playter (05-09) | 17 | 377 |
| Jason Hart (96-98) | 17 | 377 |
| Brian Mahaffey (85-88) | 17 | 376 |

| Extra-Base Hits | Total Bases | Slugging Average |
|-------------------------|-------------|------------------|
| Jason Hart (96-98) | 116 | 725 |
| Steve Hacker (93-95) | 110 | 708 |
| Matt Gardner (99-02) | 103 | 706 |
| Nick Kays (97-00) | 102 | 688 |
| Brayden Drake (06-09) | 101 | 662 |
| Jake Burger (15-17) | 100 | 662 |
| Chris Curry (95-98) | 98 | 660 |
| Matt Cepicky (97-99) | 97 | 655 |
| Brian Mahaffey (85-88) | 95 | 653 |
| Spencer Johnson (13-16) | 91 | 647 |

| Walks | Strikeouts | Hit By Pitch |
|-------------------------|------------|--------------|
| Bill Mueller (90-93) | 154 | 41 |
| Spencer Johnson (13-16) | 133 | 33 |
| Eric Chery (12-15) | 129 | 33 |
| Dylan Becker (12-15) | 124 | 31 |
| Justin Paulsen (15-17) | 118 | 30 |
| Matt McCormack (09-13) | 116 | 29 |
| J.J. Scerba (92-96) | 104 | 28 |
| Nolan Keane (05-08) | 102 | 24 |
| Chris Curry (95-98) | 98 | 24 |
| Mark Garrett (79-82) | 96 | 24 |

| Stolen Bases | Sacrifice Hits | Sacrifice Flies |
|-------------------------|----------------|-----------------|
| Dan'te Brinkley (00-03) | 69 | 17 |
| Aaron Conway (08-11) | 69 | 16 |
| Bill Mueller (90-93) | 65 | 15 |
| Mark Garrett (79-82) | 54 | 14 |
| Micah Holst (96-99) | 52 | 13 |
| Mike Ruble (84-88) | 52 | 13 |
| Bobby Narron (77-80) | 49 | 13 |
| Jeff Sauer (92-94) | 44 | 12 |
| Greg Mathis (00-03) | 43 | 12 |
| Four players tied with | 41 | 17 |

Statistical Minimums: Batting Average, Slugging Average and On Base Percentage based on minimum of 150 at bats in career; Fielding Average based on minimum of 150 total chances; Earned Run Average based on a minimum of 75.0 IP; Winning Percentage based on a minimum of 10 victories.

Pitching

| Games | Games Started |
|--------------------------|---------------|
| Bryan Young (14-17) | 88 |
| Scott Geitz (95-98) | 87 |
| Zach Merciez (12-15) | 84 |
| Grant Gordon (10-13) | 82 |
| Sam Perez (13-16) | 80 |
| Pat Doyle (07-10) | 73 |
| Chris Krawczyk (03-06) | 70 |
| Jordan Knutson (14-17) | 68 |
| Brad Ziegler (00-03) | 66 |
| Andrew Jefferson (99-02) | 64 |

| Complete Games | Innings Pitched |
|------------------------------|-----------------|
| Brad Ziegler (00-03) | 18 |
| Ken Watkins (67-70) | 18 |
| Kirby Cannon (77-80) | 16 |
| Dale Bowling (85-89) | 15 |
| Wade Palmer (73-76) | 15 |
| Gary Wilson (64-67) | 15 |
| Jim Gibbs (85-87) | 14 |
| Mark Lopinot (70-71) | 14 |
| Dick Jones (69-72) | 14 |
| Wisser (85-86)-Crain (89-91) | 13 |

| Hits Allowed | Runs Allowed |
|-------------------------|--------------|
| Brad Ziegler (00-03) | 371 |
| Jeff Gray (01-04) | 297 |
| Jordan Knutson (14-17) | 289 |
| Scott Geitz (95-98) | 281 |
| Tim Clubb (07-09) | 277 |
| John Hardin (96-00) | 276 |
| Jarrod Mays (94-96) | 266 |
| Bryan Buschhorn (96-99) | 259 |
| Nick Petree (11-13) | 250 |
| Pat Doyle (07-10) | 243 |

| Earned Runs Allowed | Earned Run Average |
|-------------------------|--------------------|
| John Hardin (96-00) | 169 |
| Bryan Buschhorn (96-99) | 154 |
| Scott Geitz (96-98) | 148 |
| Brad Ziegler (00-03) | 147 |
| Jordan Knutson (14-17) | 136 |
| Jeff Gray (01-04) | 133 |
| Mike Whitley (92-95) | 128 |
| Dustin Tignor (96-00) | 122 |
| Jarrod Mays (94-96) | 121 |
| Tim Clubb (07-09) | 118 |

| Walks | Strikeouts |
|--------------------------|------------|
| Mike Whitley (92-95) | 206 |
| John Hardin (96-00) | 191 |
| Dave Dickensheet (79-82) | 139 |
| Steve Anderson (78-81) | 128 |
| Scott Geitz (95-98) | 125 |
| Bryan Buschhorn (96-99) | 121 |
| Darren Garrison (86-89) | 119 |
| Kirby Cannon (77-80) | 115 |
| Dirk Lindauer (90-91) | 113 |
| three players tied with | 104 |

| Victories | Losses |
|---------------------------------|--------|
| Brad Ziegler (00-03) | 32 |
| Nick Petree (11-13) | 27 |
| Kirby Cannon (77-80) | 25 |
| Jeff Gray (01-04) | 23 |
| Dave Dickensheet (79-82) | 21 |
| Tim Clubb (07-09) | 21 |
| Geitz (95-98)-Watkins (67-70) | 21 |
| Sam Perez (13-16) | 20 |
| Garrison (86-89)-Mays (94-96) | 20 |
| Palmer (73-76)-Anderson (78-81) | 20 |

| Winning Percentage | Shutouts |
|---------------------------------|----------|
| Sam Perez (13-16) | 5 |
| Greg Reed (87-88) | 3 |
| Darren Garrison (86-88) | 3 |
| Mike Hill (75-76) | 3 |
| Kyle Watkins (67-70) | 3 |
| Paul Crain (89-90) | 3 |
| Nick Petree (11-13) | 3 |
| Cody Schumacher (12-14) | 3 |
| Kirby Cannon (77-80) | 3 |
| Scott Geitz (95-98) | 3 |
| Anderson (78-81)-Prince (82-85) | 3 |

Fielding

| Putouts | |
|------------------------|------|
| Justin Paulsen (15-17) | 1588 |
| Jason Hart (96-98) | 1515 |
| Luke Voit (10-13) | 1453 |
| Ryan Howard (99-01) | 1409 |
| Tim Rafferty (02-06) | 1275 |
| Ron Snider (76-79) | 1167 |
| J.J. Scerba (92-96) | 1006 |
| Steve Hacker (93-95) | 1001 |
| Tony Piazza (02-03) | 979 |
| Ben Margalski (00-01) | 847 |

| Assists | |
|--------------------------|-----|
| Chris Curry (95-98) | 656 |
| Evan Pratte (88-91) | 580 |
| Travis McCormack (09-13) | 576 |
| Kevin Medrano (09-12) | 568 |
| Joey Hawkins (12-15) | 521 |
| Bill Mueller (90-93) | 517 |
| Brooks Colvin (01-04) | 479 |
| Eric Chery (12-15) | 473 |
| Matt Gardner (99-02) | 472 |
| Matt Lawson (05-07) | 371 |

| Errors | |
|----------------------------------|----|
| Brooks Colvin (01-04) | 73 |
| Matt Gardner (99-02) | 67 |
| Brayden Drake (06-09) | 65 |
| Chris Curry (95-98) | 56 |
| Mike Royle (77-80) | 55 |
| Bill Mueller (90-93) | 54 |
| Evan Pratte (88-91) | 54 |
| Dan Firlit (99-00) | 51 |
| Billy Bunton (80-83) | 51 |
| Thomas (78-81)-McCormack (09-13) | 50 |

| Total Chances | |
|------------------------|------|
| Justin Paulsen (15-17) | 1703 |
| Jason Hart (96-98) | 1645 |
| Luke Voit (10-13) | 1637 |
| Ryan Howard (99-01) | 1546 |
| Tim Rafferty (02-06) | 1367 |
| Ron Snider (76-79) | 1253 |
| Chris Curry (95-98) | 1187 |
| J.J. Scerba (92-96) | 1155 |
| Tony Piazza (02-03) | 1100 |
| Steve Hacker (93-95) | 1074 |

| Double Plays | |
|--------------------------|-----|
| Ryan Howard (99-01) | 151 |
| Jason Hart (96-98) | 147 |
| Chris Curry (95-98) | 141 |
| Justin Paulsen (15-17) | 122 |
| Evan Pratte (88-91) | 121 |
| Kevin Medrano (09-12) | 113 |
| Travis McCormack (09-13) | 111 |
| Matt Gardner (99-02) | 107 |
| Tim Rafferty (02-06) | 105 |
| Ron Snider (76-79) | 95 |

| Fielding Average | |
|------------------------------|------|
| Steve Seal (69-70) | .992 |
| Tate Matheny (13-15) | .991 |
| Kyle Pao (07-08) | .991 |
| Doug Bagby (72-73) | .991 |
| Tony Piazza (02-03) | .990 |
| Paul Reinsch (82-83) | .990 |
| Steve Hacker (93-95) | .989 |
| Larry Goessling (77-78) | .989 |
| Fultz (14-16)-Castro (15-16) | .988 |
| Ron Snider (76-79) | .988 |

| Saves | |
|--------------------------|----|
| Bryan Young (14-17) | 35 |
| Shaun Marcum (02-03) | 18 |
| Matt Frevert (06-08) | 15 |
| Tyler Burgess (12-14) | 14 |
| Bob Zimmermann (01-03) | 13 |
| Grant Gordon (10-13) | 12 |
| Dan Kickham (11) | 11 |
| Chris Krawczyk (03-06) | 11 |
| Matt Gilmer (97-98) | 11 |
| Tony Floyd (87-88) | 9 |
| Dave Dickensheet (79-82) | 9 |

MISSOURI STATE BASEBALL

Games 1-3 | MISSOURI STATE BEARS at CARDINAL CLASSIC | Feb. 16-18, 2018 | Beaumont, Texas | Vincent-Beck Stadium (3,500) | KBFL 1060 AM/96.9 FM (Corey Riggs)

THE LAST TIME...

A Missouri State Hitter Had...

| | |
|-----------------------------------|---|
| 8 at-bats in a game | Adam Pummill vs. UNC Greensboro, 2/25/06 |
| 3 at-bats in an inning | Ryan Howard, Nick Kays (both 3-for-3) vs. Evangel, 4/21/99 |
| 4 hits in a game | Jeremy Eierman at Saint Louis, 4/17/17 |
| 5+ hits in a game | (5) Jeremy Eierman at Arkansas, 5/17/16 |
| 5+ runs in a game | (5) Jake Burger vs. Western Illinois, 3/16/16 |
| 4 runs in a game | Jake Burger and Justin Paulsen vs. Kansas, 4/6/16 |
| 3+ doubles in a game | (3) Justin Paulsen at Evansville, 4/29/17 |
| 2+ triples in a game | (2) Eric Cheray vs. Northern Illinois, 2/21/14 |
| A grand slam | Jake Burger vs. Southern Illinois, 5/25/17 |
| A pinch hit home run | Matt Dezort vs. Evansville, 4/22/16 |
| An inside the park home run | Hunter Steinmetz vs. Western Illinois, 3/16/16 |
| A pinch hit grand slam | Matt Dezort vs. Saint Louis, 4/1/14 |
| Hit for the cycle | Matt Cepicky at Indiana State, 3/29/98 |
| A hit from each side of the plate | Alex Jefferson at Indiana State, 5/27/16 |
| A 10-15-game hit streak | (15) Justin Paulsen, 4/25/17 to 5/26/17 |
| A 16-19-game hit streak | (19) Hunter Steinmetz, 3/5/16 to 4/2/16 |
| A 20-24-game hit streak | (20) Aaron Meyer, 3/5/16 to 4/5/16 |
| A 25-29-game hit streak | (29) Kevin Medrano, 3/23/10 to 5/14/10 |
| A 30-game hit streak | (30) Brayden Drake, 4/27/08 to 3/29/09 |
| 10+ RBIs in a game | (11) John Knott vs. UNI, 5/2/92 |
| 9 RBIs in a game | Spencer Johnson vs. Kansas, 4/6/16 |
| 8 RBIs in a game | Brian Fuess vs. Bradley, 3/27/99 |
| 7 RBIs in a game | Brock Chaffin vs. Indiana State, 4/22/11 |
| 6 RBIs in a game | Blake Graham vs. Wichita State, 4/23/17 |
| 5 RBIs in a game | Jake Burger vs. Southern Illinois, 5/25/17 |
| 10+ total bases | (10) Jeremy Eierman at Saint Louis, 4/17/17 |
| Reached safely 6 times | Joey Hawkins vs. Indiana State, 3/31/13 |
| Hits in 5+ straight at-bats | (5) Jeremy Eierman, at New Mexico/Saint Louis, 4/15/17 to 4/17/17 |
| 5 walks in a game | Lance Burkhart vs. Nevada, 2/14/97 |
| 4 walks in a game | Alex Jefferson at Evansville, 4/28/17 |
| 4 strikeouts in a game | Justin Paulsen at Illinois State, 4/24/15 |
| 5 strikeouts in a game | Tyler Ryun at UT Arlington, 2/26/10 |
| Stole home | Dylan Becker at Abilene Christian, 2/28/14 |
| 3 stolen bases | Hunter Steinmetz vs. Western Illinois, 3/16/16 |
| 2 home runs in a game | Jeremy Eierman vs. Oklahoma State, 6/2/17 |
| 3 home runs in a game | Spencer Johnson vs. Kansas, 4/6/16 |
| Home runs in consecutive at-bats | Justin Paulsen vs. DBU, 4/8/17 |
| Homered in 3 straight games | Jeremy Eierman, 3/3/17 to 3/5/17 |
| Homered in 5 straight games | Brayden Drake, 5/5/09 to 5/14/09 |
| 2 hits in an inning | Jeremy Eierman vs. Illinois State, 5/20/16 |
| Hit by 3 pitches in a game | Brayden Drake vs. Middle Tennessee, 5/11/08 |
| Hit by 2 pitches in a game | Logan Geha at Minnesota, 3/12/17 |
| Led off the game with a home run | Hunter Steinmetz at TCU, 6/11/17 |
| A walk-off home run | Jeremy Eierman vs. Oklahoma State, 6/2/17 |
| A walk-off grand slam | Dylan Becker vs. Bradley, 4/20/13 |
| A grand slam by a freshman | Jeremy Eierman vs. Central Michigan, 4/1/16 |
| Consecutive multi-HR games | Ryan Howard, 2/23/00 and 2/27/00 |

A Missouri State Pitcher Had...

| | |
|-----------------------------------|--|
| Pitched over 9 innings | (9.1) Clay Murphy vs. Dallas Baptist, 5/20/14 |
| A complete game (9) | Doug Still at New Mexico, 4/15/17 |
| A complete game (7) | Dylan Coleman vs. Bradley, 4/1/17 |
| A complete game as a freshman | Tim Clubb at Arkansas State, 3/20/07 |
| Consecutive complete games (9) | Pierce Johnson, 3/15/12 and 3/23/12 |
| 3 straight complete games | Paul Marsala (4), 3/27/04 to 4/17/04 |
| Pitched 5.0-6.2 innings of relief | (5.1) Nate Witherspoon at Saint Louis, 4/17/17 |
| Pitched 7.0-8.2 innings of relief | (7.1) Sam Perez at Indiana State, 5/27/16 |
| Pitched 9+ innings of relief | (10.0) J.C. Casey at Creighton, 5/27/11 |
| A shutout (9) | Doug Still at New Mexico, 4/15/17 |
| A shutout (7) | Chris Krawczyk vs. Illinois State, 5/15/05 |
| A combined shutout (9) | Doug Still (4.1), Jake Fromson (3.2) and Jake Lochner (1.0) vs. Central Arkansas, 3/5/17 |
| A shutout as a freshman | Tim Clubb at Arkansas State, 3/20/07 |
| 3+ hit batsmen in a game | (3) Jake Fromson vs. DBU, 5/28/16 |
| 2+ pickoffs in a game | (2) Matt Hall vs. DBU, 4/2/15 |
| 10+ strikeouts in a game | (13) Dylan Coleman vs. Wichita State, 5/26/17 |
| 15+ strikeouts in a game | (15) Matt Hall vs. Wichita State, 5/2/15 |
| 6+ walks in a game | (6) Dylan Coleman vs. Illinois State, 5/19/16 |
| A 15-19 inning scoreless streak | (16.1) Jake Fromson, 2/17/17 to 3/10/17 |
| A 20+ inning scoreless streak | (22.2) Sam Perez, 5/17/16 to 5/28/16 |
| Retired 15+ consecutive batters | (15) Austin Knight vs. Missouri, 4/25/17 |
| Retired 20+ consecutive batters | (20) Matt Hall vs. Wichita State, 5/13/13 |
| A two-hitter | Jordan Knutson (8.0) and Jake Fromson (1.0) vs. DBU, 4/7/17 |

| | |
|-----------------------|--|
| A one-hitter | Matt Hall (9.0) at Arkansas, 6/6/15 |
| A combined one-hitter | Dylan Coleman (7.0), Jake Fromson (1.0) and Bryan Young (1.0) vs. Indiana State, 5/13/17 |
| A no-hitter | Mike Whitley (7) vs. Southeast Missouri, 5/4/94 |
| A combined no-hitter | Scott Buchheit, Darrell Maus, Matt Brewer, Terry Menown vs. Lincoln, 3/14/89 |

Missouri State...

| | |
|-----------------------------------|--|
| Scored 30+ runs | (30) vs. Evangel, 4/21/99 |
| Scored 25-29 runs | (25) vs. Southwest Baptist, 4/4/00 |
| Scored 20-24 runs | (21) at Indiana State, 5/4/08 |
| Scored 15-19 runs | (16) vs. Missouri, 4/12/16 |
| Scored 10+ runs in an inning | (10) 5th vs. Bradley, 4/1/17 |
| Scored 9 runs in an inning | 4th at Arkansas State, 4/15/09 |
| Scored 8 runs in an inning | 7th vs. Southern Illinois, 5/25/17 |
| Scored 7 runs in an inning | 4th at Evansville, 4/28/17 |
| Had 30+ hits | (32) vs. Evangel, 4/21/99 |
| Had 25-29 hits | (26) vs. Indiana State, 5/14/98 |
| Had 20-24 hits | (22) vs. Bradley, 5/24/12 |
| Had 6+ doubles | (6) at Evansville, 4/10/10 |
| Had 4+ triples | (4) vs. Illinois State, 5/20/16 |
| Stole 6+ bases | (6) vs. Indiana State, 5/12/17 |
| Stole 4 bases in an inning | 3rd vs. Missouri, 5/3/11 |
| Was hit by 6+ pitches | (7) vs. DBU, 2/25/11 |
| Drew three consecutive HBP | vs. DBU, 2/25/11 |
| Had 4+ sacrifice bunts | (5) at Southern Illinois, 5/10/15 |
| Did not strike out | at Kansas State, 3/14/15 |
| Hit into a triple play | vs. Indiana State, 5/15/09 |
| Hit 7+ home runs | (7) vs. Middle Tennessee, 3/15/02 |
| Hit 6 home runs | vs. Oral Roberts, 4/4/10 |
| Hit 5 home runs | vs. UNI, 3/26/00 |
| Hit 4 home runs | vs. DBU, 4/8/17 |
| Hit 2 grand slams in a game | vs. Arkansas State, 3/22/16 |
| Walked 10+ times | (11) vs. Illinois State, 5/26/17 |
| Was shut out | vs. Illinois State (1-0), 5/24/17 |
| Was shut out at home | vs. Illinois State (1-0), 5/24/17 |
| Was shut out in consecutive games | vs. Oklahoma State, 3/18/14; at Wichita State, 3/21/14 |
| Shut out back-to-back opponents | at Arkansas State, 3/1/17; vs. Central Arkansas, 3/3/17 |
| Struck out 10+ batters | (10) at TCU, 6/10/17 |
| Struck out 10+ times | (15) at TCU, 6/11/17 |
| Was held to two or fewer hits | (2) vs. DBU, 3/14/14 |
| Hit back-to-back home runs | Justin Paulsen and Jake Burger vs. Wichita State, 5/26/17 |
| Hit three straight home runs | Dan Firlit, Ryan Howard, Mike Collier vs. Arkansas Tech, 2/23/00 |
| Turned 4+ double plays | (4) at Texas Tech, 2/19/12 |
| Committed 6+ errors | (6) at Sam Houston State, 2/28/09 |
| Swept a doubleheader | vs. Wichita State, 4/23/17 |
| Lost both games of a doubleheader | at Indiana State, 4/29/16 |

A Missouri State Opponent...

| | |
|-------------------------------|---|
| Scored 25+ runs | (25) Rice, 5/25/97 |
| Scored 20-24 runs | (20) Georgia Tech, 2/20/10 |
| Scored 15-19 runs | (17) Missouri, 4/26/16 |
| Threw a one-hitter | Chris Razo, Illinois State, 4/5/13 |
| Threw a no-hitter | Vince Serafini, Evansville, 5/13/00 |
| Hit 3 home runs | Dylan Brown, Oklahoma State, 3/11/08 |
| Hit 2 home runs | Korbin Williams, Evansville, 4/29/17 |
| Hit back-to-back home runs | Trooper Reynolds and Chane Lynch, DBU, 4/2/15 |
| Hit a leadoff home run | Korbin Williams, Evansville, 4/29/17 |
| Hit a walk-off home run | Steffan Guest, UT Arlington, 2/27/10 |
| Hit a grand slam | Collin Braithwaite, Illinois State, 5/19/17 |
| Had 4 hits in a game | Garrett Bengel, Oklahoma State, 6/2/17 |
| Had 5+ hits in a game | (5) Jared Mang, New Mexico, 4/13/17 |
| Had 5 RBIs | Collin Braithwaite, Illinois State, 5/19/17 |
| Had 6+ RBIs | (6) Zach Lavy, Missouri, 4/26/16 |
| Had 4+ stolen bases in a game | (4) Michael Faulkner, Arkansas State, 4/4/12 |
| Scored 10+ runs in an inning | Middle Tennessee (10 in 8th), 2/20/09 |
| Scored 9 runs in an inning | Georgia Tech (4th), 2/20/10 |
| Scored 8 runs in an inning | Northern Illinois (9th), 2/21/14 |
| Scored 7 runs in an inning | DBU (1st), 5/23/14 |
| Had 25-29 hits | (25) Rice, 5/25/97 |
| Had 20-24 hits | (23) Nebraska, 2/20/11 |
| Threw a complete game | (9.0) Cody Tyler, Wichita State, 4/15/16 |
| Struck out 10+ batters | (12) Chad Whitmer, Southern Illinois, 5/5/17 |

MISSOURI STATE BASEBALL

Games 1-3 | MISSOURI STATE BEARS at CARDINAL CLASSIC | Feb. 16-18, 2018 | Beaumont, Texas | Vincent-Beck Stadium (3,500) | KBFL 1060 AM/96.9 FM (Corey Riggs)



KEITH GUTTIN Head Coach

36th Season
Alma mater: UMSL (1978)

One of the most successful baseball coaches in Missouri Valley Conference history, **Keith Guttin** began his MSU head coaching career in 1983, and has spent the past 35 seasons building the Bears into one of the top programs in the country. Under Guttin, the Bears have won 61 percent of their games, averaging 35 victories a year and racking up 11 different 40-win seasons.

Guttin, who will enter the 2018 season sixth among active Division I head coaches in career victories, has been a part of the MSU baseball program as a player, assistant coach and head coach for 40 of the program's 54 years. He took the helm of Bears baseball at the start of the 1983 season, coinciding with the move of Missouri State athletics to Division I status. He inherited the reins of the program from its only previous head baseball coach, former Missouri State Director of Athletics Bill Rowe. Guttin ultimately helped stretch MSU's string of consecutive winning seasons to 32 in a row, easily the longest of any Missouri State athletics team. His 1,219 career wins are the most recorded by any head coach in the 110-year history of Missouri State athletics, and the Bears have finished in the top half of the conference race in all but four of his 35 seasons.

During Guttin's tenure, 121 Bears have signed professional contracts, including six first-round draft picks and 17 players who have advanced to the Major Leagues. Additionally, MSU has won 17 regular-season or conference tournament championships and made 10 NCAA Division I Tournament appearances, including nine in the last two decades.

In 2003, Guttin led the Bears to the NCAA Division I College World Series for the first time in school history, marking the only trip to Omaha by a Division I team from the state of Missouri since 1965. He has been a conference coach of the year 11 times and was selected as the American Baseball Coaches Association Division I Midwest Region Coach of the Year in both 1997 and 2003.

Guttin's pupils have produced results off the diamond as well. Missouri State baseball players have been recognized on the Valley's all-academic team 62 times since the inception of the honor in 1992. Additionally, seven Bears have garnered academic All-America honors on 12 different occasions under Guttin, including three-time selection Brian Mahaffey.

Missouri State is coming off its second NCAA Super Regional appearance and MVC regular-season title in three seasons. The Bears won their first 18 Valley games en route to the title, then captured their third overall NCAA Regional crown by knocking off Arkansas in the deciding game of the Fayetteville Regional. MSU saw its storybook season come to an end at the Fort Worth Super Regional, as TCU secured a fourth straight trip to Omaha with a two-game sweep of Guttin's Bears. Consensus All-America picks Jake Burger and Jeremy Eierman led a potent Bears lineup that paved the way to a 43-20 campaign, while Valley pitcher of the year Jake Fromson led a star-studded pitching staff and garnered All-America recognition of his own.

The 2015 season will go down as one of the more

memorable campaigns for Guttin, who was inducted into both the Missouri Sports Hall of Fame and Springfield Area Sports Hall of Fame during the year. He also surpassed the 1,100 career victory mark early in MSU's record-setting season en route to earning his fifth MVC Coach of the Year nod. Under Guttin's guidance, the 2015 Bears set a program record with 49 victories and were ranked as high as No. 6 (*Baseball America*) in the nation while capturing the Valley's regular-season and postseason tournament titles. MSU went on to earn its ninth NCAA Division I postseason berth, sweeping the Springfield Regional at Hammons Field to advance to its second Super Regional appearance, where the Bears came up just one win shy of punching their ticket to the College World Series.

In 2001, Guttin led the Bears to their first-ever MVC regular-season championship and, in the process, dethroned perennial league powerhouse Wichita State. The Shockers had previously won outright or shared the Valley regular season crown in the previous 14 years, but the Bears posted a 22-10 record in 2001 and beat WSU by one game in the final league standings.

While the accomplishments of Guttin's teams on the field speak volumes about the success of his program, another dream came true in April 2004 when the Bears opened a sparkling 8,000-seat stadium just four blocks north of the Missouri State campus. The Bears finished the year ninth among NCAA Division I teams in attendance, playing only a portion of their home schedule at Hammons Field.

It was merely a coincidence that the crown jewel of the Missouri State baseball program came one year after the Bears exploded onto the national college baseball radar in the College World Series. But both events show the growth of college baseball in the Ozarks and the amount of community and administrative support the program had received in the last several years. With the continued support of the MSU community, Guttin has led the Bears' efforts in numerous charitable endeavors, including the program's annual Price Cutter Celebrity Golf Classic, proceeds from which have been committed to Champion Athletes of the Ozarks in each of the last 20 years. MSU's popular First Pitch and Reunion Night has also been a positive force for both the Bears and a variety of local charitable organizations. The preseason kickoff event has benefitted entities such as the Miracle League Ball Field, Care to Learn, Boys and Girls Clubs and the Wounded Warrior Project.

The Bears have finished lower than third in the league standings just nine times since Guttin took over. Guttin directed Missouri State to six straight league titles in Mid-Continent play from 1984 through 1989. He has given MSU its first three Valley postseason tournament championships in 1996, 1997 and 2015. He was voted the MVC Coach of the Year in 1993, 2001, 2003, 2008, 2015 and 2017 and was selected the American Baseball Coaches Association Division I Midwest Region Coach of the Year in 1997 and 2003.

Guttin had two notable seasons as the Missouri State second baseman, coming from Mineral Area College. He earned MIAA all-conference honorable mention in 1977 as the Bears made their first NCAA Division II tournament appearance in seven years.

A University City native, Guttin finished his undergraduate degree at the University of Missouri-St. Louis in 1978, and earned his master's degree in 1984 at Truman State. He and his wife, Marianne, have three daughters; Lauren, Lindsey and Samantha.

GUTTIN'S COACHING RECORD

| Year | Team | W-L | Pct. | Conf. | Pct. |
|---------------|----------------|------------------|-------------|----------------|-------------|
| 1983 | Missouri State | 32-11 | .744 | --- | --- |
| 1984 | Missouri State | 35-22 | .614 | --- | --- |
| 1985 | Missouri State | 24-16 | .600 | 5-3 | .625 |
| 1986 | Missouri State | 47-14 | .770 | 11-1 | .917 |
| 1987 | Missouri State | 38-14 | .731 | 7-3 | .700 |
| 1988 | Missouri State | 41-17 | .707 | 12-0 | 1.000 |
| 1989 | Missouri State | 41-10 | .804 | 8-2 | .800 |
| 1990 | Missouri State | 42-15 | .737 | 11-0 | 1.000 |
| 1991 | Missouri State | 40-22 | .645 | 14-10 | .583 |
| 1992 | Missouri State | 31-23 | .574 | 10-11 | .476 |
| 1993 | Missouri State | 32-23 | .582 | 14-6 | .700 |
| 1994 | Missouri State | 31-23 | .574 | 13-7 | .650 |
| 1995 | Missouri State | 37-21 | .638 | 18-13 | .581 |
| 1996 | Missouri State | 32-25 | .561 | 18-11 | .621 |
| 1997 | Missouri State | 35-25 | .583 | 16-10 | .625 |
| 1998 | Missouri State | 32-21 | .604 | 19-13 | .594 |
| 1999 | Missouri State | 38-19 | .667 | 18-11 | .621 |
| 2000 | Missouri State | 24-33 | .421 | 15-17 | .468 |
| 2001 | Missouri State | 36-22 | .621 | 22-10 | .688 |
| 2002 | Missouri State | 43-21 | .672 | 19-13 | .594 |
| 2003 | Missouri State | 40-26 | .606 | 19-11 | .633 |
| 2004 | Missouri State | 31-28 | .525 | 19-12 | .613 |
| 2005 | Missouri State | 26-29 | .473 | 10-14 | .417 |
| 2006 | Missouri State | 33-22 | .600 | 15-8 | .652 |
| 2007 | Missouri State | 23-34 | .404 | 7-17 | .292 |
| 2008 | Missouri State | 40-17 | .702 | 18-6 | .750 |
| 2009 | Missouri State | 34-20 | .630 | 17-5 | .773 |
| 2010 | Missouri State | 21-34 | .382 | 6-15 | .286 |
| 2011 | Missouri State | 33-23 | .589 | 11-9 | .550 |
| 2012 | Missouri State | 40-22 | .645 | 13-7 | .650 |
| 2013 | Missouri State | 31-23 | .574 | 12-9 | .571 |
| 2014 | Missouri State | 26-31 | .456 | 9-12 | .429 |
| 2015 | Missouri State | 49-12 | .803 | 18-3 | .857 |
| 2017 | Missouri State | 43-20 | .683 | 18-1 | .947 |
| Totals | | 1,219-759 | .616 | 391-273 | .589 |

GUTTIN'S MILESTONE VICTORIES

| Win | Date | Result (Site) |
|-------|---------|---|
| 1 | 3/5/83 | MSU 8, Indiana State 2 (Meador Park) |
| 100 | 3/11/86 | MSU 7, Jacksonville 5 (Jacksonville, Fla.) |
| 200 | 4/16/88 | MSU 4, Eastern Illinois 2 (Charleston, Ill.) |
| 300 | 5/13/90 | MSU 9, Eastern Illinois 2 (Chicago, Ill.) |
| *395 | 5/1/93 | MSU 9, UNI 2 (Meador Park) |
| 400 | 5/9/93 | MSU 7, Wichita State 6 (Meador Park) |
| 500 | 5/17/96 | MSU 8, Wichita State 7 (Wichita, Kan.) |
| 600 | 4/24/99 | MSU 13, UNI 7 (Meador Park) |
| 700 | 5/4/02 | MSU 5, Wichita State 1 (Wichita, Kan.) |
| 800 | 5/11/05 | MSU 15, Kansas 6 (Hammons Field) |
| 900 | 5/11/08 | MSU 7, Middle Tennessee 6 (Hammons Field) |
| 1,000 | 3/3/12 | MSU 3, Northwestern State 2 (Natchitoches, La.) |
| 1,100 | 3/17/15 | MSU 10, Little Rock 3 (Hammons Field) |
| 1,200 | 4/18/17 | MSU 5, Missouri 3 (Columbia, Mo.) |

*Surpassed Bill Rowe for the all-time MSU record for coaching victories

GUTTIN'S CAREER HIGHLIGHTS

- Nine regular-season conference titles (1986, 1988, 1989, 1990, 2001, 2003, 2009, 2015, 2017)
- Nine conference tournament championships (1984, 1985, 1986, 1987, 1988, 1989, 1996, 1997, 2015)
- Ten NCAA Regional berths (1987, 1995, 1996, 1997, 1999, 2002, 2003, 2012, 2015, 2017)
- Three NCAA Super Regional berths (2003, 2015, 2017)
- 2003 College World Series berth
- Mentored 29 All-Americans as head coach
- Coached 116 professional signees, including 17 Major Leaguers
 - Ryan Howard - 2005 NL Rookie of the Year and 2006 NL MVP
 - Bill Mueller - 2003 AL Batting Champion
- Coached 88 first-team all-conference selections, eight league players of the year and seven league pitchers of the year
- Six-time Mid-Continent Conference Coach of the Year (1984-89)
- Six-time Missouri Valley Conference Coach of the Year (1993, 2001, 2003, 2008, 2015, 2017)
- Two-time ABCA/NCAA Regional Coach of the Year

MISSOURI STATE BASEBALL

Games 1-3 | MISSOURI STATE BEARS at CARDINAL CLASSIC | Feb. 16-18, 2018 | Beaumont, Texas | Vincent-Beck Stadium (3,500) | KBFL 1060 AM/96.9 FM (Corey Riggs)

ALPHABETICAL ROSTER

| No. | Player | Yr. | Pos. | B-T | Ht. | Wt. | Hometown (Previous School) |
|-----|--------------------|-----|-------|-----|------|-----|---|
| 41 | Michael Briggs | So. | C | R-R | 6-2 | 225 | Lee's Summit, Mo. (Archbishop O'Hara HS) |
| 18 | Matt Brown | Sr. | IF | R-R | 6-2 | 220 | St. Louis, Mo. (St. John Vianney HS/Jefferson College) |
| 36 | Ty Buckner | Fr. | RHP | R-R | 6-1 | 190 | St. Louis, Mo. (Ladue Horton Watkins HS) |
| 10 | Dylan Coleman | Jr. | RHP | R-R | 6-6 | 240 | Potosi, Mo. (Potosi HS) |
| 34 | Hunter Dame | So. | RHP | R-R | 6-2 | 210 | Lebanon, Mo. (Conway HS) |
| 43 | Mason Dickemann | Fr. | RHP | R-R | 6-3 | 170 | Ozark, Mo. (Springfield Catholic HS) |
| 23 | Jack Duffy | So. | OF | L-R | 5-10 | 190 | Kansas City, Mo. (Staley HS) |
| 11 | Jeremy Eierman | Jr. | IF | R-R | 6-1 | 205 | Warsaw, Mo. (Warsaw HS) |
| 26 | Sam Faith | Fr. | IF | B-R | 6-3 | 195 | St. Charles, Ill. (St. Charles North HS) |
| 17 | Jordan Fitzpatrick | Fr. | IF | L-R | 6-0 | 185 | Rogersville, Mo. (Logan-Rogersville HS) |
| 16 | Jake Fromson | Sr. | RHP | R-R | 5-11 | 200 | Lee's Summit, Mo. (Lee's Summit HS/Kansas State University) |
| 4 | Logan Geha | So. | C | R-R | 5-11 | 190 | Lee's Summit, Mo. (Lee's Summit West HS) |
| 40 | Zach Gibbs | Fr. | RHP | R-R | 6-1 | 190 | Wentzville, Mo. (Holt HS) |
| 25 | Jake Hausmann | Fr. | RHP | R-R | 6-6 | 225 | St. Charles, Mo. (CBC HS) |
| 29 | Austin Knight | Sr. | RHP | R-R | 6-3 | 215 | Lebanon, Mo. (Lebanon HS) |
| 21 | Jake Lochner | Jr. | LHP | L-L | 5-11 | 200 | Sullivan, Mo. (Sullivan HS) |
| 19 | Tyler McAlister | So. | RHP | R-R | 6-5 | 195 | Waterloo, Ill. (Waterloo HS) |
| 12 | Max McGuire | Fr. | C | R-R | 6-3 | 220 | Lincoln, Neb. (Southwest HS) |
| 8 | Robbie Merced | Fr. | IF | R-R | 6-1 | 170 | Springfield, Mo. (Kickapoo HS) |
| 24 | Drew Millas | So. | C | B-R | 6-2 | 205 | Swansea, Ill. (Belleville East HS) |
| 50 | Alex Moore | So. | RHP | R-R | 6-7 | 245 | Mountain Grove, Mo. (Mountain Grove HS) |
| 32 | John Privitera | So. | IF | L-R | 5-8 | 170 | Lee's Summit, Mo. (Lee's Summit West HS) |
| 31 | Landan Ruff | Sr. | OF | R-R | 6-2 | 215 | Springfield, Mo. (Parkview HS) |
| 33 | Matt Russell | Fr. | RHP | R-R | 6-2 | 190 | Kansas City, Mo. (Staley HS) |
| 13 | Davis Schwab | Jr. | LHP | L-L | 6-4 | 215 | Overland Park, Kan. (Blue Valley West HS/Johnson County CC) |
| 14 | Connor Sechler | Fr. | RHP | R-R | 6-3 | 180 | Bolivar, Mo. (Bolivar HS) |
| 5 | Ryan Skalnik | Sr. | IF | R-R | 6-1 | 195 | Owasso, Okla. (Verdigris HS/Northwest Mississippi CC) |
| 7 | Hunter Steinmetz | Jr. | OF | L-L | 5-9 | 170 | Springfield, Mo. (Parkview HS) |
| 45 | Ben Whetstone | So. | IF | L-R | 6-5 | 235 | Overland Park, Kan. (Rockhurst HS) |
| 35 | Logan Wiley | So. | RHP | R-R | 6-0 | 170 | Springfield, Mo. (Kickapoo HS/Kansas State University) |
| 27 | Nate Witherspoon | So. | LHP | L-L | 6-4 | 210 | Eureka, Mo. (Eureka HS) |
| 44 | Dennis Yingling | Fr. | LHP | L-L | 6-1 | 205 | St. Louis, Mo. (Lindbergh HS) |
| 1 | Brooks Zimmerman | Jr. | OF/IF | R-R | 6-2 | 210 | Stillwater, Okla. (Stillwater HS/Cowley Co. CC) |

Head Coach: Keith Guttin

Assistant Coaches: Paul Evans, Matt Lawson

Volunteer Assistant Coach: Joe Lincoln

Graduate Managers: Matt Fultz, Alex Jefferson, Geoff Jimenez

Student Assistant: Aaron Meyer

Director of Operations: Tyler Jeske

Athletic Trainer: Jim Penkalski

ROSTER BREAKDOWN

Seniors (5): Matt Brown, Jake Fromson, Austin Knight, Landan Ruff, Ryan Skalnik.

Juniors (6): Dylan Coleman, Jeremy Eierman, Jake Lochner, Davis Schwab, Hunter Steinmetz, Brooks Zimmerman.

Sophomores (11): Michael Briggs, Hunter Dame, Jack Duffy, Logan Geha, Tyler McAlister, Drew Millas, Alex Moore, John Privitera, Ben Whetstone, Logan Wiley, Nate Witherspoon.

Freshmen (11): Ty Buckner, Mason Dickemann, Sam Faith, Jordan Fitzpatrick, Zach Gibbs, Jake Hausmann, Max McGuire, Robbie Merced, Matt Russell, Connor Sechler, Dennis Yingling.

Infielders (8): Matt Brown, Jeremy Eierman, Sam Faith, Jordan Fitzpatrick, Robbie Merced, John Privitera, Ryan Skalnik, Ben Whetstone.

Outfielders (4): Jack Duffy, Landan Ruff, Hunter Steinmetz, Brooks Zimmerman.

Catchers (4): Michael Briggs, Logan Geha, Max McGuire, Drew Millas.

Pitchers (17): Ty Buckner, Dylan Coleman, Hunter Dame, Mason Dickemann, Jake Fromson, Zach Gibbs, Jake Hausmann, Austin Knight, Jake Lochner, Tyler McAlister, Alex Moore, Matt Russell, Davis Schwab, Connor Sechler, Logan Wiley, Nate Witherspoon, Dennis Yingling.

NUMERICAL ROSTER

| No. | Player | Pos. |
|-----|--------------------|-------|
| 1 | Brooks Zimmerman | OF/IF |
| 4 | Logan Geha | C |
| 5 | Ryan Skalnik | IF |
| 7 | Hunter Steinmetz | OF |
| 8 | Robbie Merced | IF |
| 10 | Dylan Coleman | RHP |
| 11 | Jeremy Eierman | IF |
| 12 | Max McGuire | C |
| 13 | Davis Schwab | LHP |
| 14 | Connor Sechler | RHP |
| 16 | Jake Fromson | RHP |
| 17 | Jordan Fitzpatrick | IF |
| 18 | Matt Brown | IF |
| 19 | Tyler McAlister | RHP |
| 21 | Jake Lochner | LHP |
| 23 | Jack Duffy | OF |
| 24 | Drew Millas | C |
| 25 | Jake Hausmann | RHP |
| 26 | Sam Faith | IF |
| 27 | Nate Witherspoon | LHP |
| 29 | Austin Knight | RHP |
| 31 | Landan Ruff | OF |
| 32 | John Privitera | IF |
| 33 | Matt Russell | RHP |
| 34 | Hunter Dame | RHP |
| 35 | Logan Wiley | RHP |
| 36 | Ty Buckner | RHP |
| 40 | Zach Gibbs | RHP |
| 41 | Michael Briggs | C |
| 43 | Mason Dickemann | RHP |
| 44 | Dennis Yingling | LHP |
| 45 | Ben Whetstone | IF |
| 50 | Alex Moore | RHP |

Head Coach

2.....Keith Guttin

Assistant Coaches

3.....Matt Lawson

28.....Paul Evans

Volunteer Assistant Coach

38.....Joe Lincoln

Student Assistant

30.....Aaron Meyer

Graduate Managers

Matt Fultz

Alex Jefferson

Geoff Jimenez

Director of Operations

Tyler Jeske

Athletic Trainer

Jim Penkalski

PRONUNCIATION GUIDE


Mason Dickemann..... DICK • mun
 Jeremy Eierman IRE • mun
 Jake Fromson FRAWM • sin
 Logan Geha..... GEE • ha
 Keith Guttin rhymes with 'button'
 Jake Hausmann..... HOUSE • mun
 Jake Lochner..... LOCK • nur
 Robbie Merced mur • SAID
 John Privitera..... preye (long 'i') • vuh • TEER • uh
 Connor Sechler..... SECK • lur
 Hunter Steinmetz..... STINE • mets
 Ben Whetstone..... WET • stone
 Dennis Yingling..... YENG • ling



MISSOURI STATE BASEBALL

Games 1-3 | MISSOURI STATE BEARS at CARDINAL CLASSIC | Feb. 16-18, 2018 | Beaumont, Texas | Vincent-Beck Stadium (3,500) | KBFL 1060 AM/96.9 FM (Corey Riggs)

TV/RADIO ROSTER



1 Brooks Zimmerman
OF/IF - Jr. - R/R
Stillwater, Okla.




4 Logan Cocha
C - So. - R/R
Lee's Summit, Mo.



5 Ryan Skalinik
IF - Jr. - R/R
Owasso, Okla.



7 Hunter Steinmetz
OF - Jr. - L/L
Springfield, Mo.



8 Robbie Morced
IF - Fr. - R/R
Springfield, Mo.




10 Dylan Coleman
RHP - Jr. - R/R
Potosi, Mo.




11 Jeremy Elerman
IF - So. - R/R
Warsaw, Mo.



12 Max McGuire
C - Fr. - R/R
Lincoln, Neb.




13 Davis Schwab
LHP - Jr. - L/L
Overland Park, Kan.



14 Connor Sechler
RHP - Fr. - R/R
Bolivar, Mo.



16 Jake Fromson
RHP - Sr. - R/R
Lee's Summit, Mo.



17 Jordan Fitzpatrick
IF - Fr. - L/R
Rogersville, Mo.




18 Matt Brown
IF - Sr. - R/R
St. Louis, Mo.



19 Tyler McAllister
RHP - So. - R/R
Waterloo, Ill.



21 Jake Lochner
LHP - Jr. - L/L
Sullivan, Mo.




23 Jack Duffy
OF - So. - L/R
Kansas City, Mo.



24 Drew Millas
C - So. - S/R
Swansea, Ill.



25 Jake Hausmann
RHP - Fr. - R/R
St. Charles, Mo.




26 Sam Faith
IF - Fr. - S/R
St. Charles, Ill.




27 Nate Witherspoon
LHP - So. - L/L
Eureka, Mo.



29 Austin Knight
RHP - Sr. - R/R
Lebanon, Mo.




31 Landon Ruff
OF - Sr. - R/R
Springfield, Mo.



32 John Privitera
IF - So. - L/R
Lee's Summit, Mo.



33 Matt Russell
RHP - Fr. - R/R
Kansas City, Mo.



34 Hunter Dame
RHP - So. - R/R
Lebanon, Mo.



35 Logan Wiley
LHP - So. - L/L
Springfield, Mo.




36 Ty Buckner
RHP - Fr. - R/R
St. Louis, Mo.



40 Zach Gibbs
RHP - Fr. - R/R
Wentzville, Mo.



41 Michael Briggs
C - So. - R/R
Lee's Summit, Mo.



43 Mason Dickemann
RHP - Fr. - R/R
Ozark, Mo.



44 Dennis Yingling
LHP - Fr. - L/L
St. Louis, Mo.



45 Ben Whetstone
IF - So. - L/R
Overland Park, Kan.



50 Alex Moore
RHP - So. - R/R
Mountain Grove, Mo.



2 Keith Guttin
Head Coach



3 Matt Lawson
Assistant Coach



28 Paul Evans
Assistant Coach