

# MISSOURI STATE

2003 NCAA College World Series • 9 NCAA Regional Appearances • 37 All-Americans • 18 Major Leaguers

Eric Doennig, MSU Athletics Communications (Primary Contact) | O: (417) 836-4586 | C: (417) 827-5327 | EricDoennig@MissouriState.edu | MissouriStateBears.com | @MSUBearBaseball | MissouriStBears

## SCHEDULE/RESULTS

### February (6-1)

17	vs. Rhode Island <sup>§</sup>	W, 12-1
18	vs. Stony Brook <sup>§</sup>	W, 7-0
19	at McNeese State <sup>§</sup>	L, 3-4
21	at Oral Roberts	W, 9-5
24	at Belmont <sup>@</sup>	W, 7-5
25	at Lipscomb <sup>@</sup>	W, 6-4 (11)
26	at Middle Tennessee <sup>@</sup>	W, 5-0

### March (10-9)

1	at Arkansas State	W, 13-0
3	CENTRAL ARKANSAS	W, 5-0
4	CENTRAL ARKANSAS	W, 5-3
5	CENTRAL ARKANSAS	W, 4-0
7	at (18) Oklahoma State	L, 3-7
10	at Minnesota	L, 2-5
11	at Minnesota	W, 7-2
12	at Minnesota	W, 12-3
15	at Southeast Missouri	L, 4-5
17	MEMPHIS	W, 9-5
18	MEMPHIS	L, 5-6
19	MEMPHIS	L, 4-5
21	NEW ORLEANS	W, 7-2
24	at Central Michigan-1	W, 12-1
24	at Central Michigan-2	L, 1-2
26	at Central Michigan	L, 4-7
28	ORAL ROBERTS	L, 1-3
31	BRADLEY*	W, 5-3 (11)

### April (14-4)

1	BRADLEY*	W, 13-3
2	BRADLEY*	W, 9-2
4	KANSAS	L, 2-4
7	DALLAS BAPTIST*	W, 5-1
8	DALLAS BAPTIST*	W, 11-8
9	DALLAS BAPTIST*	W, 7-3
11	(11) ARKANSAS	L, 4-12
13	at New Mexico	L, 8-17
14	at New Mexico	L, 5-9
15	at New Mexico	W, 8-0
17	at Saint Louis	W, 15-8
18	at Missouri	W, 5-3
22	WICHITA STATE*	W, 12-5
23	WICHITA STATE*-1	W, 13-4
23	WICHITA STATE*-2	W, 8-1
25	MISSOURI	W, 5-1
28	at Evansville*	W, 13-8
29	at Evansville*	W, 9-5

### May (7-2)

2	at Kansas	L, 5-8
5	at Southern Illinois*	W, 7-5
6	at Southern Illinois*	W, 19-9
7	at Southern Illinois*	W, 7-4 (11)
12	INDIANA STATE*	W, 14-4
13	INDIANA STATE*	W, 4-1
14	INDIANA STATE*	W, 5-2
18	at Illinois State*	W, 8-5
19	at Illinois State*	L, 4-8
24	ILLINOIS STATE <sup>^</sup>	7:30 p.m.

Home games played at Hammons Field in BOLD CAPS; (National rankings)

\*MVC game

<sup>§</sup>Lake View Classic (Lake Charles, La.)

<sup>@</sup>Mule Mix Classic (Nashville, Tenn./Murfreesboro, Tenn.)

<sup>^</sup>Missouri Valley Conference Baseball Championship



No. 1 Missouri State BEARS (37-15, 18-1 MVC)

Conference.....Missouri Valley  
Head Coach.....Keith Guttin  
Alma Mater.....Missouri-St. Louis  
Career Record.....1,213-754 (35th year)  
Record at MSU.....same

## MVC BASEBALL CHAMPIONSHIP

Opening Round.....vs. No. 8 Illinois State  
Date.....Wednesday, May 24  
First Pitch.....7:32 p.m. (CDT)  
Projected Starting Pitchers.....  
MSU.....LHP Doug Still (7-1, 2.66 ERA)  
ISU.....RHP Brady Huffman (3-5, 4.79 ERA)  
Site.....Springfield, Mo.  
Facility.....Hammons Field (8,000)  
MSU Tournament Record.....48-45  
MSU All-Time vs. ISU.....58-40  
Radio.....KBFL 1060 AM/96.9 FM  
Live Video.....The Valley on ESPN3  
Live Stats.....MissouriStateBears.com



## 2017 MVC BASEBALL CHAMPIONSHIP

### BRACKET B

No. 1 Missouri State (37-15, 18-1 MVC)  
No. 4 Southern Illinois (27-28, 10-10 MVC)  
No. 5 Wichita State (27-28, 10-11 MVC)  
No. 8 Illinois State (13-38, 2-18 MVC)

## PRIME 9

- Missouri State enters the 2017 MVC Championship 48-45 all-time at the tourney, with titles in 1996, 1997 and 2015; coupled with its 23-5 mark at the Mid-Continent Conference Tournament, MSU is 71-50 all-time at league meets; the Bears are 9-5 as the top seed in the MVC Championship and 4-6 as the tournament host
- The Bears remained at No. 12 in this week's *Collegiate Baseball* Top 30, and checked in at No. 21 in both the *USA Today* Coaches and NCBWA polls and No. 22 in *D1Baseball.com*'s poll Monday
- MSU has won at least one game in each Championship appearance since 1994, totaling 48 wins in its last 21 trips; the Bears are a combined 7-1 against the other three teams in 'Bracket B' and 18-5 at Hammons Field this season
- The Bears rank sixth nationally in team walks with 300 for the season, which is the second-best total in school history and just 17 shy of the program's single-season record of 317, set in 2015
- First-team All-MVC picks **Jake Burger** and **Jeremy Eierman** have combined to post the top home run total for Division I teammates this spring with 38 homers in 52 games to date; each was named a semifinalist for the NCBWA's Dick Howser Trophy last week, as MSU was one of only four programs to place multiple players on the list
- Burger was tabbed as the Joe Carter MVC Player of the Year Tuesday, becoming the fifth Bear to earn league player of the year honors and the first since Brayden Drake in 2009 Senior closer
- 2017 MVC Pitcher of the Year **Jake Fromson** leads the MVC in ERA (2.01), opposing batting average (.151), fewest hits allowed (33) and fewest earned runs allowed (14), while his season WHIP (0.73) leads the nation
- Fromson became the seventh MSU hurler to be named MVC Pitcher of the Year and the fifth in the last 10 seasons; he is the first reliever to win the honor since WSU's Marc Bluma earned the same award in 1998; Fellow pitcher **Doug Still** earned the MVC's Newcomer of the Year award, becoming the ninth Bear to claim the honor
- Bryan Young** has yielded just two earned runs on the season and is tied with WSU's Jaime Bluma for second place on the MVC's career saves list (34); Young's career 1.56 ERA ranks third among active D-1 pitchers

## AROUND THE HORN

Pos.	Player	Ht.	Wt.	Class	B/T	G/GS	BA/OBP/SLG	HR/RBI	Notes				
C	Drew Millas	6-2	180	Fr.	B/R	43/35	.223/.282/.284	1/27	6 multi-hit games in MVC play				
1B	Justin Paulsen	6-0	215	Sr.	L/R	50/49	.343/.433/.505	5/42	.327 BA on current 12-game hit streak				
2B	John Privitera	5-8	160	RFr.	L/R	26/13	.279/.439/.302	0/7	.477 OBP, 10 R, 7 RBIs as starting 2B				
SS	Jeremy Eierman	6-1	205	So.	R/R	52/52	.324/.434/.681	18/59	Top 10 MVC hitters in 11 off. categories				
3B	Jake Burger	6-2	210	Jr.	R/R	52/52	.346/.459/.693	20/57	2017 Joe Carter MVC Player of the Year				
RF	Jack Duffy	5-10	180	Fr.	LR	47/35	.252/.363/.333	0/13	Team-best .378 BA with 2 outs				
CF	Hunter Steinmetz	5-9	170	So.	L/L	51/51	.284/.405/.380	4/35	2nd team All-MVC; 2nd in MVC in walks (40)				
LF	Alex Jefferson	5-9	175	Sr.	B/R	52/49	.242/.371/.341	3/17	12 multi-hit games				
DH	Blake Graham	5-10	200	Sr.	L/R	35/34	.339/.456/.620	8/29	Hitting .379 with 6 HR since March 31				
IF	Matt Brown	6-2	220	Jr.	R/R	20/12	.094/.408/.219	1/3	.471 OBP over last 6 appearances				
IF	Aaron Meyer	6-0	180	Sr.	L/R	41/41	.292/.372/.441	4/30	Sustained season-ending knee injury April 25				
C	Logan Geha	5-10	185	RFr.	R/R	28/21	.176/.427/.255	1/7	.556 OBP, 7 R, 4 RBIs over last 5 starts				
OF	Landan Ruff	6-3	185	Jr.	R/R	35/11	.298/.414/.468	1/10	7-for-20, 9 R, 9 RBIs since April 1				
IF	Ryan Skalnik	6-1	185	Jr.	R/R	32/8	.205/.319/.333	1/10	.353 BA (6-for-17), 8 RBIs as pinch hitter				
IF	Ben Whetstone	6-5	220	RFr.	L/R	14/2	.053/.217/.053	0/1	First career H/RBI March 17 vs. Memphis				
Pos.	Pitcher	Ht.	Wt.	Class	B/T	G/GS	W-L	Sv	IP	H	K/BB	BAA	ERA
LHP	Jordan Knutson	6-0	175	Sr.	R/L	16/14	6-2	0	83.2	85	83/18	.255	4.30
RHP	Dylan Coleman	6-6	215	So.	R/R	15/13	7-3	0	81.1	68	77/41	.225	4.98
LHP	Doug Still	6-2	205	Jr.	L/L	13/13	7-1	0	81.1	74	73/21	.242	2.66
RHP	Jake Fromson	5-10	195	Jr.	R/R	30/0	7-3	1	62.2	33	76/12	.151	2.01
RHP	Austin Knight	6-3	205	Jr.	R/R	12/7	3-2	0	50.1	43	38/21	.240	3.75
LHP	Nate Witherspoon	6-4	190	Fr.	L/L	13/4	3-3	0	31.2	35	33/11	.287	4.83
RHP	Bryan Young	6-1	215	Sr.	R/R	21/0	1-1	7	22.1	8	36/15	.105	0.81
LHP	Jake Lochner	6-1	175	So.	L/L	12/0	1-0	0	11.2	12	12/8	.255	5.40
RHP	Alex Moore	6-7	248	Fr.	R/R	9/0	0-0	0	10.1	8	7/4	.200	0.87
RHP	Tyler McAlister	6-5	185	Fr.	R/R	8/0	0-0	0	5.0	10	6/7	.417	14.40

# MISSOURI STATE BASEBALL

2017 Missouri Valley Conference Baseball Championship | Wednesday, May 24 - Saturday, May 27 | Springfield, Mo. | Hammons Field (8,000) | KBFL 1060 AM/96.9 FM | The Valley on ESPN3

## MISSOURI STATE QUICK FACTS

Founded.....	1905
Location.....	Springfield, Mo.
Address.....	901 S. National Ave. Springfield, MO 65897
Web Site.....	MissouriState.edu
Switchboard.....	(417) 836-5000
President.....	Clif Smart
Enrollment.....	26,000
Nickname.....	Bears
School Colors.....	Maroon and White
National Affiliation.....	NCAA Division I Conference..... Missouri Valley Conference
Director of Athletics.....	Kyle Moats
Faculty Athletics Representative.....	James Hutter
Tickets.....	(417) 836-7678, (888) 476-7849 MissouriStateBears.com/Tickets

## Stadium

Home Facility.....	Hammons Field
Opened.....	2004
Capacity.....	8,000
Surface.....	Natural Grass
Dimensions.....	LF-315/LC-365/CF-400/RC-365/RF-330
Press Box Phone.....	(417) 832-3029

## Baseball Staff

Head Coach.....	Keith Guttin (Missouri-St. Louis, '78)
MSU Record.....	1,213-753 (35th year at MSU)
Overall Record.....	1,213-753 (35th year overall)
Assistant Coach.....	Paul Evans (Southern Illinois, '81)
Assistant Coach.....	Nate Thompson (Dallas Baptist, '06)
Volunteer Assistant Coach.....	Joe Lincoln
Graduate Managers.....	Matt Lawson Geoff Jimenez
Student Assistant.....	Matt Fultz
Director of Operations.....	Tyler Jeske
Athletic Trainer.....	Jim Penkalski
Strength & Conditioning Coordinator.....	Jeremiah Frey

## Team Information

2016 Overall Record.....	38-21
2016 MVC Record (Finish).....	7-13 (7th)
Postseason.....	MVC Tournament runner-up
Lettermen Returning/Lost.....	15/10
Starters Returning/Lost.....	7/2
Pitchers Returning/Lost.....	7/5
Newcomers.....	16

## History

First Season.....	1964
All-Time Record (54 seasons).....	1,607-983-1
All-Time at Hammons Field (14 seasons).....	229-117
All-Time NCAA D-I Tournament Record.....	18-19 (9 app.)
MVC Regular-Season Championships.....	4
MVC Tournament Championships.....	3

## Athletics Communications

Location.....	Hammons Student Center, Room 300
Shipping Address.....	901 S. National Avenue Springfield, MO 65897
Assistant Director (Primary Baseball Contact).....	Eric Doennig
Office Phone.....	(417) 836-4584
Cell Phone.....	(417) 827-5327
Email.....	EricDoennig@MissouriState.edu
Assistant A.D. for Communications.....	Rick Kindhart
Assistant Director.....	Ben Adamson
Social Media/Graphic Design Assistant.....	Bridgette Robles
Assistant.....	Kevin Kane
Graduate Assistant.....	Shannon Carrico
Athletics Web Site.....	MissouriStateBears.com
Twitter.....	@MSUBearBaseball
Instagram.....	@MSUBearBaseball
Facebook.....	MissouriStBears/MSUBearsBaseball

## LEADING OFF

The **Missouri Valley Conference Baseball Championship** returns to Hammons Field for the first time in five years this week. The tournament, which begins with four games Wednesday (May 24) and continues through Saturday's championship game, will determine the Valley's automatic qualifier for the 2017 NCAA Championship.

After claiming their second MVC regular-season championship in three seasons, the **Missouri State Bears** (37-15, 18-1 MVC) will begin their quest for a fourth MVC tourney title against the eighth-seeded **Illinois State Redbirds** (13-38, 2-18 MVC) in opening-round action at 7:32 p.m. Wednesday.

Missouri State enters the 2017 MVC Championship with a 48-45 all-time record at the tourney, including titles in 1996, 1997 and 2015. MSU has five runner-up finishes (1995, 2002, 2006, 2008 and 2016) at the MVC Tournament and has gone 4-6 in three previous turns as the tournament's host (2004, 2007 and 2012). The Bears have won at least one game in each Championship appearance since 1994, totaling all 48 of their tourney wins in their last 20 trips to the meet. Coupled with its 23-5 mark at the Mid-Continent Conference Tournament, MSU is 71-50 all-time at league championships as a Division I program and 9-5 in its four previous appearances as the top seed at the Valley Championship.

## SERIES HISTORY

Missouri State brings a 58-40 all-time advantage over Illinois State into Wednesday's game. The Bears are 29-16 vs. ISU in Springfield, including a three-game sweep of the Redbirds at Hammons Field to close the 2016 regular-season.

Last weekend, the two clubs split a weather-shortened two-game series in Normal, with MSU claiming an 8-5 win in the opener, before ISU stopped the Bears' 22-game Valley win streak with an 8-4 decision in game two. The Bears and Redbirds have also split their previous six meetings at the MVC Championship. They last met in 2013, when top-seeded ISU claimed a 6-1 win in Normal en route to a runner-up finish in the tournament.

Against the remaining 'B Bracket' opposition, the Bears won all six meetings with Southern Illinois and Wichita State this spring. MSU is just 45-66 all-time against WSU, including a 28-23 record against the Shockers in Springfield. The Bears hold a 69-38 lead in their series with SIU, going 27-21 at home against the Salukis.

## CROWN 'EM

The Bears locked up their fifth regular-season MVC championship with their 4-1 win over Indiana State on May 13, giving MSU two league titles in the last three seasons. The last time the Bears accomplished that feat was during the 2001-03 seasons, when they went 22-10 in Valley play to win the 2001 crown, then took the 2003 league title with a 19-11 mark en route to the program's only Division I College World Series appearance.

The Bears' 18-1 finish in league play marked their best in 27 MVC seasons, as well as the top finish for any Valley champ since Wichita State went 26-1 in 1998.

## BRINGING HOME THE HARDWARE

Headlined by four league specialty award winners and six first-team selections, a total of 10 Bears were selected for All-Missouri Valley Conference honors Tuesday by the league's head coaches. Junior third baseman **Jake Burger** was tabbed the Joe Carter MVC Player of the Year, while junior right-hander **Jake Fromson** was voted the Valley's Pitcher of the Year and junior pitcher **Doug Still** was named the league's Newcomer of the Year. Additionally, **Keith Guttin** was selected as the Dan Callahan MVC Coach of the Year for the sixth time after guiding MSU to its fifth regular-season Valley title with an 18-1 league mark — the best in program history and the top finish by any league champion in 19 years.

Missouri State's six selections for the Valley's top postseason squad, including Burger, Fromson and Still, as well as senior second baseman **Aaron Meyer**, senior designated hitter **Blake Graham** and sophomore shortstop **Jeremy Eierman**, brings the Bears' total of first-team all-conference honorees to 88 since MSU joined the Division I ranks in 1983.

Additionally, the Bears placed three players on the Valley's second team, with outfielder **Hunter Steinmetz** and reliever **Bryan Young** earning repeat all-conference selections, and starting pitcher **Jordan Knutson** earning his first postseason All-MVC nod. Burger, Knutson and Steinmetz also picked up MVC All-Defensive Team recognition.

Burger becomes the fifth Bear to earn the MVC's most outstanding player honor, joining Bill Mueller (1993), Steve Hacker (1995), Matt Cepicky (1999) and Brayden Drake (2009) on MSU's list of honorees. Fromson is the first reliever to earn the Valley's top honor for a pitcher since WSU's Marc Bluma in 1998, the fifth Bear to be named MVC Pitcher of the Year in the last 10 seasons and the seventh overall. Finally, Still is the ninth MSU standout to earn the MVC's Newcomer of the Year honor, as well as the first Bears starting pitcher to nab a spot on the Valley's first team since 2015.

## SERIES SUMMARIES

All-Time Record vs. Illinois State.....	58-40
Home.....	29-16
Road.....	26-22
Neutral.....	3-2
At MVC Championship.....	3-3
Current Streak.....	Lost 1
Last 10 Meetings.....	6-4
4/19/14.....	Springfield..... L, 1-6
4/20/14.....	Springfield..... L, 1-7
4/24/15.....	Normal..... W, 8-3
4/25/15.....	Normal..... L, 1-4
4/26/15.....	Normal..... W, 7-4
5/19/16.....	Springfield..... W, 9-2
5/20/16.....	Springfield..... W, 17-5
5/21/16.....	Springfield..... W, 5-2
5/18/17.....	Normal..... W, 8-5
5/19/17.....	Normal..... L, 4-8
Keith Guttin vs. ISU.....	58-38
MSU All-Time vs. Southern Illinois.....	69-38
Home.....	27-21
Road.....	34-14
Neutral.....	8-3
At MVC Championship.....	8-5
MSU All-Time vs. Wichita State.....	45-66
Home.....	28-23
Road.....	16-42
Neutral.....	1-1
At MVC Championship.....	4-6

# MISSOURI STATE BASEBALL

2017 Missouri Valley Conference Baseball Championship | Wednesday, May 24 - Saturday, May 27 | Springfield, Mo. | Hammons Field (8,000) | KBFL 1060 AM/96.9 FM | The Valley on ESPN3

## MVC STANDINGS

Team	Overall	Pct.	MVC	Pct.
Missouri State	37-15	.712	18-1	.947
DBU	36-19	.655	15-6	.714
Indiana State	27-24	.529	12-9	.571
Southern Illinois	27-28	.491	10-10	.500
Wichita State	27-28	.491	10-11	.476
Evansville	17-37	.315	8-12	.400
Bradley	20-29	.408	6-14	.300
Illinois State	13-38	.255	2-18	.100

\*Through games of May 20

## THIS WEEK IN THE VALLEY

### Wednesday, May 24

No. 3 Indiana State vs. No. 6 Evansville	9:02 a.m.
No. 2 Dallas Baptist vs. No. 7 Bradley	12:32 p.m.
No. 4 Southern Illinois vs. No. 5 Wichita State	4:02 p.m.
No. 1 Missouri State vs. No. 8 Illinois State	7:32 p.m.

### Thursday, May 25

Loser Game 1 vs. Loser Game 2	9:02 a.m.
Loser Game 3 vs. Loser Game 4	12:32 p.m.
Winner Game 1 vs. Winner Game 2	4:02 p.m.
Winner Game 3 vs. Winner Game 4	7:32 p.m.

### Friday, May 26

Winner Game 5 vs. Loser Game 7	9:02 a.m.
Winner Game 6 vs. Loser Game 8	12:32 p.m.
Winner Game 7 vs. Winner Game 9	4:02 p.m.
Winner Game 8 vs. Winner Game 10	7:32 p.m.

### Saturday, May 27

*Winner Game 7 vs. Winner Game 9	11:02 a.m.
*Winner Game 8 vs. Winner Game 10	3:02 p.m.
Championship Game	7:02 p.m.

## MVC PRESEASON POLL

No.	Team (First-place votes)	Points
1	DBU (5)	59
2	Southern Illinois (3)	53
3	Missouri State	51
4	Indiana State	36
5	Wichita State	36
6	Bradley	25
7	Evansville	20
8	Illinois State	8

## PRESEASON ALL-MVC TEAM

Pos.	Player	Team
1B	Logan Blackfan	Southern Illinois
2B	Trey Hair	Evansville
3B	Jake Burger	Missouri State
SS	Camden Duzenack	DBU
C	Matt Duce	DBU
UT	Luke Ritter	Wichita State
DH	Alec Bohm	Wichita State
OF	Spencer Gaa	Bradley
OF	Jameson Hannah	DBU
OF	Austin Listi	DBU
SP	Michael Baird	Southern Illinois
SP	Chad Whitmer	Southern Illinois
RP	Seth Elledge	DBU
RP	Bryan Young	Missouri State



## BURGER CLIMBING THE CHARTS

Junior All-American **Jake Burger** has continued his ascension toward the top of several MSU career charts this spring, most notably the Bears' home runs and hits lists. Burger homered for the 45th time as a Bear May 12 against Indiana State and currently sits in sixth on that list, just five shy of Ryan Howard in the No. 5 spot.

Burger also logged five hits in the series with ISU to climb to No. 15 on MSU's all-time hits chart, passing Aaron Conway, Luke Voit and Howard along the way. The third baseman also enters the MVC Championship eighth on MSU's career extra-base hits list, just four shy of reaching the 100-mark, and just one behind Matt Cepicky in the No. 7 position. He also cracked the top 10 for RBIs as a Bear and is currently tied with Greg Mathis at 171 for his career, just four away from Brian Mahaffey's MSU total in the ninth spot on the list.

## CARDIAC CUBS

The Bears rallied for their 15th and 16th come-from-behind victories of the season vs. Indiana State (May 12-14), overcoming a 4-0 deficit with 14 unanswered runs in the series opener, then wiping out a 1-0 Sycamore lead in game two. Missouri State's two wins over ISU marked its 56th and 57th comeback victories since the start of the 2015 season. Last year, the Bears posted 17 comeback wins, on the heels of a 2015 season that saw them claim victory in 24 such contests.

MSU's comeback from a five-run deficit at Evansville on April 29 matched its biggest rally in the last seven years. Last March, the Bears overcame a 5-0 Arkansas State lead, coming all the way back to defeat the Red Wolves by a 15-11 final tally. The Bears' last come-from-behind win after trailing by five runs occurred on May 26, 2010, when MSU overcame a 7-2 deficit against Southern Illinois at the MVC Championship in Wichita.

## STREAK FOR THE AGES

Missouri State posted its best-ever-start to a Valley season as part of its 22-game MVC win streak. The Bears won their first 18 conference games this spring before falling to Illinois State (May 19) in their regular-season finale. With their 8-5 win over the Redbirds on May 18, the Bears ran their regular-season Valley win streak to a league-record 22-straight games, dating back to their May 15, 2016 win at DBU. They surpassed the previous all-time win streak by an MVC club with their title-clinching win vs. Indiana State on May 13, topping Wichita State's 19-game league win streak (1981-82).

## WALK IT OFF

MSU drew a total of 11 free passes in its abbreviated two-game series at Illinois State last weekend. The Bears season total of 300 walks leads the Valley and ranks sixth nationally entering play this week.

Five different Bears rank among the top nine MVC totals for bases on balls this season, led by **Hunter Steinmetz's** 40, which ranks second in the conference and 39th nationally. The Bears are just 17 walks shy of the program's single-season record of 317, set in 2015.

## IN RARE COMPANY

Bears head coach **Keith Guttin** picked up his 1,200th career victory April 18 against Missouri. The Bears' 35th-year bench boss also moved up to 23rd in NCAA Division I history for coaching victories with the Bears' MVC-clinching win over Indiana State (May 13), surpassing Jay Bergman with his 1,211th win. He needs 17 more victories to match Jim Dietz's career total in the No. 22 spot on the NCAA's all-time wins list.

With a career record of 1,213-754 (.617), Guttin is the second-winningest coach in MVC history, while his win total ranks seventh among all active Division I head coaches.

## BEARS CAREER HITS

No.	Player	Years	Hits
1	Matt Gardner	1999-02	316
2	Kevin Medrano	2009-12	310
3	Bill Mueller	1990-93	289
4	Micah Holst	1996-99	284
5	Dant'e Brinkley	2000-03	279
6	Brayden Drake	2006-09	268
7	Chris Curry	1995-98	266
8	Jason Hart	1996-98	263
9	Greg Mathis	2000-03	262
10	Evan Pratte	1988-91	259
11	Matt Cepicky	1997-99	238
12	Brooks Colvin	2001-04	237
13	Steve Hacker	1993-95	237
14	Nick Kays	1997-00	233
15	Jake Burger	2015-pr.	231
16	Ryan Howard	1999-01	227
17	Luke Voit	2010-13	226
18	Aaron Conway	2008-11	225
19	Spencer Johnson	2013-16	216
20	Tate Matherly	2013-15	214

## BEARS CAREER HOME RUNS

No.	Player	Years	Total
1	Jason Hart	1996-98	63
2	Nick Kays	1997-00	60
3	Steve Hacker	1993-95	59
4	Matt Cepicky	1997-99	51
5	Ryan Howard	1999-01	50
6	Jake Burger	2015-pr.	43
7	Brian Mahaffey	1985-88	42
8	Ben Carlson	2007-09	38
9	Chris Curry	1995-98	37
10	Matt Gardner	1999-02	36

## BEARS CAREER RBIS

No.	Player	Years	Hits
1	Jason Hart	1996-98	203
2	Nick Kays	1997-00	192
3	Steve Hacker	1993-95	184
4	Ryan Howard	1999-01	183
5	Matt Cepicky	1997-99	183
6	Matt Gardner	1999-02	182
7	Brayden Drake	1906-09	176
8	Micah Holst	1996-99	175
9	Brian Mahaffey	1985-88	175
10	Jake Burger	2015-pr.	171
	Greg Mathis	2000-03	171

## BEARS CAREER TOTAL BASES

No.	Player	Years	Hits
1	Jason Hart	1996-98	506
2	Matt Gardner	1999-02	496
3	Steve Hacker	1993-95	466
4	Nick Kays	1997-00	460
5	Micah Holst	1996-99	447
6	Matt Cepicky	1997-99	444
7	Chris Curry	1995-98	442
8	Brayden Drake	2006-09	431
9	Jake Burger	2015-pr.	422
10	Dant'e Brinkley	2000-03	419

## BEARS CAREER EXTRA-BASE HITS

No.	Player	Years	Hits
1	Jason Hart	1996-98	116
2	Steve Hacker	1993-95	110
3	Matt Gardner	1999-02	103
4	Nick Kays	1997-00	102
5	Brayden Drake	2006-09	101
6	Chris Curry	1995-98	98
7	Matt Cepicky	1997-99	97
8	Jake Burger	2015-pr.	96
9	Brian Mahaffey	1985-88	95
10	Spencer Johnson	2013-16	91

# MISSOURI STATE BASEBALL

2017 Missouri Valley Conference Baseball Championship | Wednesday, May 24 - Saturday, May 27 | Springfield, Mo. | Hammons Field (8,000) | KBFL 1060 AM/96.9 FM | The Valley on ESPN3

## MSU RECORD BY POSITION

C-	Millas 32 (24-8), Geha 20 (13-7)
1B-	Paulsen 49 (34-15), Brown 3 (3-0)
2B-	Meyer 41 (28-13), Privitera 11 (9-2)
3B-	Burger 52 (37-15)
SS-	Eierman 52 (37-15)
LF-	Jefferson 41 (29-12), Graham 5 (3-2), Duffy 4 (4-0), Ruff 1 (1-0), Skalnik 1 (0-1)
CF-	Steinmetz 51 (36-15), Duffy 1 (1-0)
RF-	Duffy 29 (23-6), Ruff 10 (5-5), Jefferson 7 (5-2), Graham 5 (4-1), Turner 1 (0-1)
DH-	Graham 24 (20-4), Brown 9 (5-4), Skalnik 7 (4-3), Millas 3 (2-1), Privitera 2 (1-1), Whetstone 2 (1-1), Duffy 1 (0-1), Jefferson 1 (1-0), Geha 1 (1-0), Turner 1 (1-0)
P-	Knutson 14 (12-2), Still 13 (11-2), Coleman 13 (9-4), Knight 7 (4-3), Witherspoon 4 (0-4), Gonnerman 1 (1-0)

## MSU RECORD BY BATTING ORDER

1st-	Steinmetz 51 (36-15), Duffy 1 (1-0)
2nd-	Paulsen 24 (18-6), Jefferson 21 (13-8), Burger 3 (3-0), Duffy 1 (1-0), Eierman 1 (1-0), Graham 1 (1-0), Meyer 1 (0-1)
3rd-	Burger 49 (34-15), Eierman 3 (3-0)
4th-	Eierman 34 (23-11), Paulsen 13 (9-4), Meyer 3 (3-0), Graham 2 (2-0)
5th-	Eierman 13 (9-4), Meyer 13 (10-3), Graham 13 (10-3), Paulsen 10 (5-5), Brown 1 (1-0), Duffy 1 (1-0), Skalnik 1 (1-0)
6th-	Meyer 19 (13-6), Graham 10 (7-3), Duffy 7 (6-1), Jefferson 7 (5-2), Skalnik 3 (0-3), Brown 2 (2-0), Paulsen 2 (2-0), Eierman 1 (1-0), Millas 1 (1-0)
7th-	Millas 16 (13-3), Jefferson 10 (7-3), Graham 5 (5-0), Meyer 5 (2-3), Duffy 5 (5-0), Brown 4 (2-2), Skalnik 3 (2-1), Ruff 2 (1-1), Geha 1 (1-0), Whetstone 1 (0-1)
8th-	Millas 14 (10-4), Jefferson 8 (7-1), Geha 8 (6-2), Ruff 6 (4-2), Duffy 5 (4-1), Privitera 3 (1-2), Graham 2 (1-1), Turner 2 (1-1), Whetstone 2 (2-0), Brown 1 (1-0), Skalnik 1 (1-0)
9th-	Duffy 15 (11-4), Geha 12 (7-5), Privitera 10 (9-1), Brown 4 (2-2), Millas 4 (2-2), Ruff 3 (2-1), Jefferson 3 (3-0), Graham 1 (1-0)

## MSU HIT STREAKS

Category	Current	2017	Career
Justin Paulsen	12	14	14
Hunter Steinmetz	4	9	19
Blake Graham	3	11	14
John Privitera	2	4	4
Jake Burger	0	14	14
Jeremy Eierman	0	9	9
Aaron Meyer	0	6	20
Drew Millas	0	5	5
Alex Jefferson	0	4	6
Jack Duffy	0	4	4
Landan Ruff	0	3	3
Logan Geha	0	2	2
Ryan Skalnik	0	2	2
Danny Rowley	0	1	1
Ben Whetstone	0	1	1

## MSU REACHED BASE STREAKS

Category	Current	2017	Career
Hunter Steinmetz	17	18	29
Justin Paulsen	12	24	32
Blake Graham	9	11	19
Jake Burger	7	23	35
John Privitera	7	6	6
Logan Geha	4	5	5
Alex Jefferson	1	8	11
Ryan Skalnik	1	3	3
Jeremy Eierman	0	33	33
Aaron Meyer	0	12	21
Drew Millas	0	11	11
Jack Duffy	0	8	8
Matt Brown	0	5	5
Landan Ruff	0	4	4
Ben Whetstone	0	2	2
Danny Rowley	0	1	1

## YOUNG LATEST BEAR TO EARN MVC HONOR

For the 10th time in just 12 weeks this season, a Missouri State standout was named Missouri Valley Conference Player or Pitcher of the Week, as **Bryan Young** picked up MVC Pitcher of the Week recognition from the league office on May 8 after logging two standout relief outings to highlight MSU's series sweep of Southern Illinois (May 5-7).

Young turned in a pair of dominant outings in Carbondale, earning a save and a victory to help the Bears post their sixth-consecutive Valley series sweep. The right-hander from Kansas City recorded his 32nd save as a Bear by striking out the side to close out MSU's game one, 7-5 victory over the Salukis. He carried an even bigger load in the series final, holding SIU hitless while striking out three hitters over the final 2 2/3 innings of the 11-inning showdown. Young pitched the Bears out of trouble in both the ninth and 10th innings, stranding the potential winning run in scoring position in each frame en route to earning his first mound victory of the season.

## A.J. ISA-AK

Senior outfielder **Alex Jefferson** was named to CoSIDA's Academic All-District VI Baseball Team for the second consecutive season on May 4 in recognition of his combined performances athletically and in the classroom.

Jefferson, a senior accounting major with a 3.97 grade-point average, has excelled both on and off the field throughout his four-year Missouri State career. The Normal, Ill., product has started 49 of the Bears' 52 games this spring, posting career bests with three home runs and seven stolen bases to date. He helped spark MSU's 10-1 start to the season by reaching base safely via a hit, walk or hit by pitch in nine of the Bears' first 10 contests, then turned in a torrid seven-game stretch in March over which he hit .483 with four multi-hit outings and RBIs in five-straight games.

Jefferson picked up the MVC's State Farm Good Neighbor Award in honor of his significant achievements as well. An MVC First-Team Scholar-Athlete honoree last season as well, Jefferson is a three-time MVFC Commissioner's Academic Excellence Award-winner, as well as a Maroon and White Scholar-Athlete in each of the last three years. He also garnered the MVC Elite 18 Award as the 2016 MVC Tournament's top academic performer.

## BEARS IN THE NATIONAL SPOTLIGHT

Several Bears are turning heads on the national level, led by **Jake Burger**, who ranks fourth among all Division I players in home runs (20) entering play this week. Burger also ranks ninth in runs scored (62), 10th in slugging (.693) and 15th in total bases (142). **Jeremy Eierman** is currently eighth nationally with 18 homers and the sophomore also ranks 16th in slugging (.681), 20th in total bases (139) and 26th in RBIs (59). On the mound, **Jake Fromson** also rates among the top hurlers in the country with the top WHIP (0.73) in the Division I ranks. The junior also ranks third in hits allowed per nine innings (4.88) and 23rd in total appearances (30).

As a team, the Bears rank sixth in walks (300), which is just 17 shy of the school record of 317, set two years ago. MSU's six shutouts as a staff rank 19th nationally, while its team on-base percentage (.399) ranks 17th and its WHIP of 1.22 is the 14th-best figure in the Division I ranks.

## DIGGING THE LONG BALL

After the MSU duo of Spencer Johnson and **Jake Burger** teamed up to post the top combined home run total in the country last spring, the Bears can boast the top 1-2 power punch in Division I baseball again this season. Burger is once again a key component in the middle of the MSU order with a Valley-best 20 long balls to date, while sophomore shortstop **Jeremy Eierman** is right on his heels with 18 after clubbing a the deciding three-run blast in the Bears' 11-inning win at SIU on May 7. The duo, which ranks fourth and eighth nationally, leads Eastern Illinois' Dougie Parks (18) and Matt Albert (16) by four home runs for the Division I lead in combined homers by teammates. Last year, Burger and Johnson combined to hit 45 homers, which ranked as the second-best total for MSU teammates in program history, just 10 behind the 1999 combination of Matt Cepicky (30) and Jon Hale (25).

## 2017 HONORS

### Jake Burger

- NCBWA Dick Howser Trophy Semifinalist
- USA Baseball Golden Spikes Award Watch List
- First-Team All-MVC (3B)
- MVC Player of the Year
- MVC All-Defensive Team (3B)
- Perfect Game Midseason All-America (first team)
- Collegiate Baseball National Player of the Week (April 24)
- MVC Player of the Week (March 13, March 27, April 24)
- Baseball America Preseason All-America (first team)
- D1Baseball Preseason All-America (first team)
- NCBWA Preseason All-America (first team)
- Perfect Game Preseason All-America (first team)
- Collegiate Baseball Preseason All-America (second team)
- Preseason All-MVC

### Jack Duffy

- MVC Player of the Week (April 17)

### Jeremy Eierman

- NCBWA Dick Howser Trophy Semifinalist
- Brooks Wallace Award Watch List
- First-Team All-MVC (SS)
- MVC Player of the Week (Feb. 20, March 6, April 10)
- Collegiate Baseball National Player of the Week (March 6)

### Jake Fromson

- First-Team All-MVC (RP)
- MVC Pitcher of the Year

### Blake Graham

- First-Team All-MVC (DH)

### Keith Guttin

- Dan Callahan MVC Coach of the Year

### Alex Jefferson

- State Farm MVC Good Neighbor Award
- CoSIDA Academic All-District VI

### Austin Knight

- MVC Pitcher of the Week (March 27)

### Jordan Knutson

- Second-Team All-MVC (SP)
- MVC All-Defensive Team (SP)
- MVC Scholar-Athlete of the Week (Feb. 21, April 11)
- MVC Pitcher of the Week (April 10)
- Collegiate Baseball National Player of the Week (April 10)

### Aaron Meyer

- First-Team All-MVC (2B)

### Justin Paulsen

- Honorable Mention All-MVC (1B)

### Hunter Steinmetz

- Second-Team All-MVC (OF)
- MVC All-Defensive Team (OF)

### Doug Still

- First-Team All-MVC (SP)
- MVC Pitcher of the Year

### Bryan Young

- NCBWA Stopper of the Year Award Watch List
- Second-Team All-MVC (RP)
- MVC Pitcher of the Week (May 8)
- Preseason All-MVC

# MISSOURI STATE BASEBALL

2017 Missouri Valley Conference Baseball Championship | Wednesday, May 24 - Saturday, May 27 | Springfield, Mo. | Hammons Field (8,000) | KBFL 1060 AM/96.9 FM | The Valley on ESPN3

## 2017 MULTI-HIT GAMES

Name	2	3	4	5+	Total
Jake Burger	18	6	0	0	24
Hunter Steinmetz	17	2	0	0	19
Jeremy Eierman	13	4	2	0	19
Justin Paulsen	11	6	1	0	18
Blake Graham	10	3	0	0	13
Aaron Meyer	8	4	0	0	12
Alex Jefferson	9	3	0	0	12
Drew Millas	7	2	0	0	9
Jack Duffy	4	3	0	0	7
Landan Ruff	3	0	0	0	3
John Privitera	3	0	0	0	3
Logan Geha	1	0	0	0	1
<b>Team</b>	<b>104</b>	<b>33</b>	<b>3</b>	<b>0</b>	<b>140</b>

## CAREER MULTI-HIT GAMES

Name	2	3	4	5+	Total
Jake Burger	52	16	5	0	73
Justin Paulsen	35	14	1	0	50
Hunter Steinmetz	32	9	0	0	41
Aaron Meyer	27	12	1	0	40
Blake Graham	30	8	1	0	39
Jeremy Eierman	23	7	4	1	35
Alex Jefferson	16	7	0	0	23
Drew Millas	7	2	0	0	9
Jack Duffy	4	3	0	0	7
Landan Ruff	3	0	0	0	3
John Privitera	3	0	0	0	3
Logan Geha	1	0	0	0	1
<b>Team</b>	<b>234</b>	<b>78</b>	<b>12</b>	<b>1</b>	<b>325</b>

## 2017 MULTI-RBI GAMES

Name	2	3	4	5+	Total
Jeremy Eierman	8	5	1	2	16
Jake Burger	7	5	2	1	15
Justin Paulsen	7	6	0	0	13
Hunter Steinmetz	6	4	0	0	10
Aaron Meyer	7	0	0	1	8
Blake Graham	4	1	1	1	7
Drew Millas	5	1	0	0	6
Landan Ruff	2	1	0	0	3
Jack Duffy	2	1	0	0	3
Alex Jefferson	1	1	0	0	2
John Privitera	0	0	1	0	1
Ryan Skalnik	0	1	0	0	1
Logan Geha	1	0	0	0	1
<b>Team</b>	<b>50</b>	<b>26</b>	<b>5</b>	<b>5</b>	<b>86</b>

## CAREER MULTI-RBI GAMES

Name	2	3	4	5+	Total
Jake Burger	17	19	5	3	44
Justin Paulsen	27	12	2	0	41
Jeremy Eierman	16	8	5	2	31
Blake Graham	18	5	1	1	25
Hunter Steinmetz	12	6	0	0	18
Aaron Meyer	13	1	1	1	16
Alex Jefferson	4	5	0	0	9
Drew Millas	4	1	0	0	5
Jack Duffy	2	1	0	0	3
Landan Ruff	2	1	0	0	3
Ryan Skalnik	0	1	0	0	1
John Privitera	0	0	1	0	1
Logan Geha	1	0	0	0	1
<b>Team</b>	<b>116</b>	<b>60</b>	<b>15</b>	<b>7</b>	<b>198</b>

## CAREER GAME-WINNING RBI

Name	14	15	16	17	Total
Jake Burger	-	2	5	9	16
Justin Paulsen	-	7	2	5	14
Jeremy Eierman	-	-	3	5	8
Blake Graham	0	2	1	4	7
Aaron Meyer	0	0	3	2	5
Hunter Steinmetz	-	-	3	2	5
Alex Jefferson	0	0	1	2	3
Drew Millas	-	-	-	2	2
Landan Ruff	-	0	0	2	2
Jack Duffy	-	-	-	1	1
Logan Geha	-	-	-	1	1
Ryan Skalnik	-	-	-	1	1
<b>Team</b>	<b>0</b>	<b>11</b>	<b>18</b>	<b>36</b>	<b>65</b>

## YOUNG TOPS MSU SAVES, ERA LISTS

Missouri State closer **Bryan Young** was one of 60 players named to the National Collegiate Baseball Writers Association's initial watch list for its 2017 Stopper of the Year Award, given annually to the top relief pitchers in Division I baseball.

A 2017 preseason All-Missouri Valley Conference selection, Young is coming off one of the more dominant two-year stretches ever produced by a Bears reliever. He became Missouri State's 10th first-team All-American after setting a school record with 16 saves in 2015. The right-hander led the MVC and ranked third nationally in saves, while logging a perfect 7-0 record and a 1.30 earned run average. The MSU closer earned first-team All-America recognition from the NCBWA, as well as third-team honors from both *Perfect Game* and *Collegiate Baseball* at the conclusion of the season.

Young, who was one of five finalists for the 2015 NCBWA Stopper of the Year Award, picked up right where he left off as a sophomore, logging a 1.31 earned run average, while saving 11 games in his 24 mound appearances last season.

The Kansas City, Mo., native owns MSU career records for ERA (1.50) and saves (34), ranking third and fourth in the same categories among all active Division I pitchers, respectively. A two-time All-MVC selection, Young was named to the NCBWA's Stopper of the Year Award watch list for the third-consecutive season in late April and has an 0.81 ERA and seven saves for the year.

## THRICE AS NICE

Not only have **Jake Burger** and **Jeremy Eierman** inflicted a healthy portion of damage on opposing pitching staffs this spring, but senior first baseman **Justin Paulsen** has made things triple tough on MSU foes. Together, the trio has combined to hit .338 (205-for-607) with 159 runs scored and 158 more driven in this season. Including **Blake Graham**, the Bears own three of the top five spots on the Valley's overall batting, slugging and on-base percentage leaderboards.

## INSTA-GRAHAM

Since his return to the Missouri State lineup on March 31 following a five-week layoff due to injury, **Blake Graham** has provided instant offense for an already-potent Bears' batting order. The senior has batted a team-high .369 (38-for-103) with seven home runs and 28 RBIs to help MSU go 22-6 overall and post its best-ever MVC start. For the week of April 17-23, the Edwardsville, Ill., product hit .526 overall, including an unconscious stretch versus Wichita State over which he went 8-for-11 (.727) with 10 RBIs in a three-game MSU sweep.

Graham, who ranks third in the Valley in overall on-base percentage (.456), was the Bears' hottest hitter in the month of April, hitting .415 in 18 games. In MVC play, he ranks among the league's top six hitters in doubles (1st), RBIs (2nd), batting (5th), slugging (4th), hits (5th), total bases (6th) and OBP (6th). He has also enjoyed the friendly confines of Hammons Field in 2017, batting a team-high .440 (22-for-50) in his 15 home appearances this spring.

## LIFTING THE LID

With its 12-1 win over Rhode Island, Missouri State is now 23-12 in season openers under head coach **Keith Guttin** and 35-19 overall in such affairs. The Bears' big win over the preseason Atlantic 10 Conference favorite marked their fifth-consecutive opening day victory. Additionally, MSU's 12 runs matched their 2016 opening day offensive output as its best since the 2004 season opener (13 runs vs. Little Rock). The Bears have employed a potent offensive attack in recent years, totaling 41 runs in their last four season debuts.

## WELCOME WAGON

Despite returning 15 letterwinners and six regular position starters from last year's 38-21 club, MSU has had several newcomers log substantial playing time this spring. The Bears' opening day lineup featured three newcomers, including catcher **Logan Geha**, designated hitter **Matt Brown** and starting pitcher **Doug Still**, while freshmen **Drew Millas** and **Jack Duffy** drew starting assignments in game two vs. Stony Brook, and rookie left-hander **Nate Witherspoon** got the mound start in game three against McNeese.

A total of 12 different Bears made their MSU debuts in the Lake Area Classic, led by the performance of Still, who earned the win over Rhode Island after allowing just one run in 6.0 innings. Millas came through with a key two-out, two-run double to help ice the 7-0 win over Stony Brook, plated another with a two-out hit in MSU's win at Oral Roberts (Feb. 21), then provided the go-ahead tally in the 11th at Lipscomb (Feb. 25) with his first home run as a Bear. Perhaps the biggest blow from a newcomer came at ORU, as **Ryan Skalnik** put the Bears on top for good with a bases-loaded double, before **Trey Turner** helped shut down the Golden Eagle attack with 2.1 innings of no-hit relief to earn the victory in his first mound outing as a Bear.

## NCAA DIVISION I ACTIVE SAVES LEADERS

No.	Player	School	Saves
1	Stephen Villines	Kansas	40
	Eddie Muhl	George Washington	40
3	Dylan Moore	Louisiana-Lafayette	38
4	<b>Bryan Young</b>	<b>Missouri State</b>	34
5	Sam Donko	VCU	33
6	Conner O'Neil	CSUN	29
	Ryan Thomas	Marist	29
8	Ryan Netemeyer	Southern Illinois	28
9	Tyler Barss	Rhode Island	26
	Collin Kober	McNeese State	26
	Troy Montemayor	Baylor	26

## NCAA DIVISION I ACTIVE ERA LEADERS

No.	Player	School	ERA
1	Sean Mooney	St. John's	1.10
2	Hunter Newman	LSU	1.48
3	<b>Bryan Young</b>	<b>Missouri State</b>	<b>1.56</b>
4	Dylan Moore	Louisiana-Lafayette	1.71
5	Trey Cumbie	Houston	1.74
6	Miguel Ausua	Oral Roberts	1.86
7	JB Olson	Oklahoma	1.88
8	David Gerber	Creighton	2.02
9	Matthew Naylor	North Florida	2.08
10	Logan Gilbert	Stetson	2.09

# MISSOURI STATE BASEBALL

2017 Missouri Valley Conference Baseball Championship | Wednesday, May 24 - Saturday, May 27 | Springfield, Mo. | Hammons Field (8,000) | KBFL 1060 AM/96.9 FM | The Valley on ESPN3

## USA TODAY COACHES POLL (May 22)

No.	Team	W-L	Points
1	Oregon State	45-4	775
2	North Carolina	44-11	729
3	Texas Tech	42-13	690
4	Florida	40-15	678
5	Louisville	46-9	646
6	LSU	39-17	610
7	TCU	39-14	564
8	Stanford	37-14	513
9	Kentucky	38-18	511
10	Virginia	41-13	505
11	Long Beach State	35-16-1	472
12	Southern Miss	44-12	372
13	Arkansas	39-15	341
14	Clemson	39-17	322
15	Michigan	42-13	313
16	Wake Forest	38-17	304
17	Arizona	36-17	293
18	Cal State Fullerton	33-19	285
19	Mississippi State	34-22	265
20	St. John's	40-9	180
21	Missouri State	37-15	151
22	UCF	38-18	88
23	Nebraska	34-18-1	69
24	Auburn	34-22	57
25	Texas A&M	36-20	55

## D1BASEBALL POLL (May 22)

No.	Team	W-L	Last
1	Oregon State	45-4	1
2	North Carolina	44-11	3
3	Texas Tech	42-13	4
4	Florida	40-15	5
5	Louisville	46-9	2
6	TCU	39-14	7
7	LSU	39-17	10
8	Kentucky	38-18	6
9	Long Beach State	35-16	9
10	Stanford	37-14	11
11	Southern Miss	44-12	15
12	Virginia	41-13	12
13	Arkansas	39-15	17
14	Wake Forest	38-17	19
15	Arizona	36-17	18
16	Michigan	42-13	16
17	CS Fullerton	33-19	14
18	Clemson	39-17	13
19	Mississippi State	34-22	8
20	St. John's	40-9	20
21	Nebraska	34-18	23
22	Missouri State	37-15	22
23	Oklahoma	34-20	21
24	UCF	38-18	NR
25	Houston	36-19	NR

## COLLEGIATE BASEBALL POLL (May 22)

No.	Team	W-L	Points
1	Oregon State	45-4	498
2	Florida	40-15	494
3	LSU	39-17	493
4	Louisville	46-9	491
5	North Carolina	44-11	490
6	Texas Tech	42-13	486
7	TCU	39-14	485
8	Stanford	37-14	483
9	Long Beach State	35-16-1	481
10	Kentucky	38-18	478
11	Virginia	41-13	475
12	Missouri State	37-15	473
13	Arkansas	39-15	470
14	Southern Miss	44-12	469
15	Arizona	36-17	467
16	Wake Forest	38-17	465
17	Clemson	39-17	461
18	Coastal Carolina	37-18-1	458
19	Kent State	35-16	457
20	St. John's	40-9	453
21	Mississippi State	34-22	452
22	Gonzaga	31-17	451
23	Nebraska	34-18-1	449
24	Michigan	42-13	447
25	Cal State Fullerton	33-19	446
26	South Alabama	36-19	444
27	Loyola Marymount	37-16	442
28	Baylor	34-19	438
29	DBU	36-19	435
30	UCLA	28-23	432

## BEARS IN THE PRO RANKS

Former Missouri State baseball standout **Pierce Johnson** became the 18th Bear to receive a call-up to the big leagues May 17, when the world champion Chicago Cubs made the move official by promoting the right-handed reliever to their 25-man Major League roster.

Johnson was selected by the Cubs in the Comp Round of the 2012 MLB Draft with the 43rd overall pick after posting a dominant junior campaign for the Bears in which he set a Missouri State single-season strikeout record with 119 strikeouts. The Arvada, Colo., product helped MSU post a Division I-leading team ERA of 2.57 in 2012, anchoring a pitching staff that led the Bears to a postseason appearance in the NCAA Coral Gables Regional.

Johnson is the second Bear in the last 10 months to receive a big-league call-up after **Buddy Baumann** made his Major League debut with San Diego last July. Johnson is one of three former Bears currently on MLB 40-man rosters, joining Baumann and **Brad Ziegler** (Marlins), while eight additional former MSU standouts remain active in the minor league ranks.

Last summer, two MSU seniors — **Spencer Johnson** and **Sam Perez** — were among those taken in the 2016 Major League Baseball First-Year Player Draft. Perez was the first Missouri Valley Conference player to be chosen in the draft, as the Miami Marlins selected the right-hander in the fifth round with the 143rd overall pick on the second day of the 40-round amateur draft. The following day, Johnson heard his name called by the Houston Astros in the 16th round with the 487th overall pick.

With the selections of Johnson and Perez, Missouri State extended an impressive string of talent production that has resulted in at least one Bear being picked in 30 of the last 31 MLB Drafts dating back to 1986. Overall, the Bears have produced 136 players who have gone on to sign professional contracts over their 53 years as a varsity program, including 116 during **Keith Guttin's** 34-year tenure as head coach.

## WHAT'S ON TAP

The Bears' 2017 schedule will feature a total of 54 games, including 23 home dates and match-ups against six different 2016 NCAA Tournament teams. In all, the Bears are slated to play 29 games against 13 different opponents that rated among the top 125 RPI-finishers a year ago, including 13 contests against NCAA Regional qualifiers.

Highlighting the home portion of the schedule will be three-game non-conference series against Central Arkansas (March 3-5) and Memphis (March 17-19), as well as midweek games regional rivals Oral Roberts (March 28), Kansas (April 4), Arkansas (April 11) and Missouri (April 25). The Bears will host four Missouri Valley Conference weekend series, beginning with a three-game league-opening set against Bradley (March 31-April 2) and continuing with match-ups against Dallas Baptist (April 7-9), Wichita State (April 21-23) and Indiana State (May 12-14). The 2017 MVC Baseball Championship returns to Hammons Field for the first time in five years and the fourth time overall, May 24-27, with the champion earning the league's automatic NCAA Tournament bid.

## BEARS ON THE AIR

Once again in 2017, Meyer Communications is slated to provide live radio coverage of all 54 Missouri State regular-season games, plus all Bears' games in the Missouri Valley Conference Tournament and any 2017 postseason play. The broadcasts can be heard primarily on **KBFL 1060 AM** and **96.9 FM** in Springfield with Art Hains, Rob Evans and Corey Riggs describing the action. An online audio stream is available through KBFL's website via [RadioSpringfield.com](http://RadioSpringfield.com).

Additionally, fans can keep tabs on the Bears through **The Valley on ESPN3**, under the MVC's media rights agreement that will provide increased coverage of conference events across ESPN platforms through the 2023-24 academic year. This spring, nine different MSU home baseball games will be broadcast on ESPN3.

## RECENT BEARS IN THE MLB DRAFT

Year	Player	Team	Round/Overall
2016	Sam Perez	MIA	5th/143
	Spencer Johnson	HOU	16th/487
2015	Jon Harris	TOR	1st/29
	Tate Matheny	BOS	4th/111
	Matt Hall	DET	6th/190
	Joey Hawkins	STL	40th/1211
2014	Cody Schumacher	STL	36th/1095
2013	Nick Petree	STL	9th/275
	Grant Gordon	LAA	10th/307
	Luke Voit	STL	22nd/665
2012	Pierce Johnson	CHC	1st-Comp/43
	Kevin Medrano	ARI	18th/573
2011	Dan Kickham	DET	33rd/1007
2010	Mike Kickham	SF	6th/198
	Aaron Meade	LAA	10th/324
	Pat Doyle	CIN	24th/727
2009	Ben Carlson	CLE	6th/185
	Buddy Baumann	KC	7th/212
	Brayden Drake	SD	12th/354
	Tim Clubb	CHC	29th/890
	Dallas Hord	MIA	32nd/968
2008	Ryan Mantle	SF	19th/567
	Matt Frevert	STL	28th/845
2007	Ross Detwiler	WSH	1st/6
	Scott Carroll	CIN	3rd/104
	Matt Lawson	TEX	14th/440
	Jake Shafer	NYG	41st/1243
2006	Brett Sinkbeil	MIA	1st/19
	Chris Krawczyk	DET	22nd/652
2004	Brooks Colvin	DET	13th/373
	Derek Drage	PIT	21st/622
	Jeff Gray	OAK	32nd/967
2003	Shaun Marcum	TOR	3rd/80
	Bob Zimmermann	LAA	4th/120
	Chad Mulholland	TOR	8th/230
	Tony Piazza	NYM	12th/349
	Brad Ziegler	PHI	20th/525

# MISSOURI STATE BASEBALL

2017 Missouri Valley Conference Baseball Championship | Wednesday, May 24 - Saturday, May 27 | Springfield, Mo. | Hammons Field (8,000) | KBFL 1060 AM/96.9 FM | The Valley on ESPN3

## INDIVIDUAL NCAA RANKINGS

Category	Rank	Raw
<b>Runs</b>		
Jake Burger	9th	62
Jeremy Eierman	30th	56
<b>Home Runs</b>		
Jake Burger	4th	20
Jeremy Eierman	8th	18
<b>Runs Batted-In</b>		
Jeremy Eierman	26th	59
Jake Burger	32nd	57
<b>Bases on Balls</b>		
Hunter Steinmetz	39th	39
Jake Burger	69th	37
<b>Slugging Percentage</b>		
Jake Burger	10th	.693
Jeremy Eierman	16th	.681
<b>Total Bases</b>		
Jake Burger	15th	142
Jeremy Eierman	20th	139
<b>On Base Percentage</b>		
Jake Burger	71st	.462
<b>Earned Run Average</b>		
Jake Fromson	27th	2.01
Doug Still	85th	2.66
<b>Games Started</b>		
Jordan Knutson	20th	14
<b>Pitching Appearances</b>		
Jake Fromson	23rd	30
<b>Victories</b>		
Dylan Coleman	91st	7
Jake Fromson	91st	7
Doug Still	91st	7
<b>Saves</b>		
Bryan Young	89th	7
<b>Strikeout to Walk Ratio</b>		
Jake Fromson	19th	6.33
Jordan Knutson	73rd	4.61
<b>Strikeouts Per Nine Innings</b>		
Jake Fromson	42nd	10.91
<b>Hits Allowed Per Nine Innings</b>		
Jake Fromson	3rd	4.88
<b>WHIP</b>		
Jake Fromson	1st	0.73

## MSU TEAM NCAA RANKINGS

Category	Rank (of 295)	Raw
Batting average	93rd	0.283
Slugging percentage	37th	0.458
On-base percentage	17th	0.399
Scoring	26th	7.3
Runs	33rd	377
Hits	111th	508
Doubles	69th	102
Triples	259th	5
Home runs	17th	67
Stolen bases	163rd	45
Walks	6th	300
Sacrifice hits	171st	27
Hit by Pitch	50th	61
Sacrifice flies	98th	22
ERA	41st	3.72
WHIP	14th	1.22
Win percentage	17th	0.712
Walks per nine innings	57th	3.29
Strikeouts per nine innings	22nd	9.1
Hits allowed per nine innings	15th	7.66
Fielding percentage	54th	0.975

\*Through games of May 19

## HOME RUN TRACKER

No.	Player (No.)	Opp. (Date)	On Base	Inn.	Outs	Pitcher (T)
1.	Jake Burger (1)	vs. Rhode Island (2/17)	2	6	1	Robinson (R)
2.	Jeremy Eierman (1)	vs. Rhode Island (2/17)	1	8	0	Veiga (L)
3.	Justin Paulsen (1)	vs. Stony Brook (2/18)	2	1	2	Montefusco (R)
4.	Blake Graham (1)	vs. Stony Brook (2/18)	0	2	0	Montefusco (R)
5.	Jeremy Eierman (2)	at McNeese State (2/19)	2	3	2	Sanders (L)
6.	Jake Burger (2)	at Lipscomb (2/25)	0	6	0	Passantino (R)
7.	Jeremy Eierman (3)	at Lipscomb (2/25)	1	6	0	Passantino (R)
8.	Drew Millas (1)	at Lipscomb (2/25)	0	11	0	Kemp (R)
9.	Jeremy Eierman (4)	vs. Central Arkansas (3/3)	0	4	0	Tice (R)
10.	Jeremy Eierman (5)	vs. Central Arkansas (3/4)	0	2	0	Murray (R)
11.	Ryan Skalnik (1)	vs. Central Arkansas (3/4)	0	4	0	Murray (R)
12.	Jake Burger (3)	vs. Central Arkansas (3/4)	2	6	2	Tillery (R)
13.	Jake Burger (4)	vs. Central Arkansas (3/5)	0	4	0	Hageria (R)
14.	Jeremy Eierman (6)	vs. Central Arkansas (3/5)	1	4	0	Hageria (R)
15.	Hunter Steinmetz (1)	at Oklahoma State (3/7)	0	5	2	Teel (L)
16.	Jake Burger (5)	at Minnesota (3/10)	0	6	0	Gilbreath (L)
17.	Alex Jefferson (1)	at Minnesota (3/11)	0	2	2	Schulze (R)
18.	Jake Burger (6)	at Minnesota (3/12)	2	3	1	Anderson (R)
19.	Alex Jefferson (2)	at Minnesota (3/12)	2	4	2	Anderson (R)
20.	Jake Burger (7)	at Minnesota (3/12)	0	4	2	Anderson (R)
21.	Jake Burger (8)	vs. Memphis (3/17)	0	8	0	Bobo (L)
22.	Jake Burger (9)	vs. Memphis (3/18)	0	1	2	Crosby (L)
23.	Jeremy Eierman (7)	vs. Memphis (3/19)	1	5	1	Alexander (R)
24.	Jeremy Eierman (8)	vs. Bradley (3/31)	0	4	0	Stong (R)
25.	Jake Burger (10)	vs. Bradley (3/31)	1	11	1	Scheuermann (R)
26.	Jeremy Eierman (9)	vs. Bradley (4/1)	0	2	0	Gray (R)
27.	Jeremy Eierman (10)	vs. Bradley (4/1)	2	5	1	Janssen (R)
28.	Jake Burger (11)	vs. Bradley (4/1)	0	6	0	Plassmeyer (L)
29.	Blake Graham (2)	vs. Dallas Baptist (4/7)	0	2	2	Gaither (R)
30.	Justin Paulsen (2)	vs. Dallas Baptist (4/7)	1	5	1	Gaither (R)
31.	Matt Brown (1)	vs. Dallas Baptist (4/7)	0	7	0	Fouse (R)
32.	Justin Paulsen (3)	vs. Dallas Baptist (4/8)	1	1	0	Weaver (L)
33.	Justin Paulsen (4)	vs. Dallas Baptist (4/8)	0	2	0	Kechely (R)
34.	Jeremy Eierman (11)	vs. Dallas Baptist (4/8)	0	4	0	Conn (R)
35.	Aaron Meyer (1)	vs. Dallas Baptist (4/8)	2	8	2	Fritz (R)
36.	Jake Burger (12)	vs. Dallas Baptist (4/9)	1	1	1	Martinson (L)
37.	Jeremy Eierman (12)	vs. Dallas Baptist (4/9)	1	6	0	Higgins (R)
38.	Aaron Meyer (2)	vs. Dallas Baptist (4/9)	0	6	0	Higgins (R)
39.	Jake Burger (13)	vs. Arkansas (4/11)	0	1	2	Murphy (L)
40.	Blake Graham (3)	at New Mexico (4/13)	1	4	0	Harrington (R)
41.	Jake Burger (14)	at New Mexico (4/14)	1	1	1	Stevens (R)
42.	Blake Graham (4)	at New Mexico (4/15)	0	2	0	Tripp (R)
43.	Jeremy Eierman (13)	at New Mexico (4/15)	1	3	2	Tripp (R)
44.	Aaron Meyer (3)	at Saint Louis (4/17)	0	2	0	Acton (R)
45.	Jake Burger (15)	at Saint Louis (4/17)	3	2	1	Acton (R)
46.	Jeremy Eierman (14)	at Saint Louis (4/17)	2	9	2	Patton (L)
47.	Jake Burger (16)	at Missouri (4/18)	1	3	1	Toelken (R)
48.	Jeremy Eierman (15)	vs. Wichita State (4/22)	0	6	2	Sanburn (R)
49.	Alex Jefferson (3)	vs. Wichita State (4/23)	0	4	0	Tyler (L)
50.	Jake Burger (17)	vs. Wichita State (4/23)	2	4	1	Snavelly (R)
51.	Blake Graham (5)	vs. Wichita State (4/23)	3	7	1	Keller (R)
52.	Aaron Meyer (4)	vs. Wichita State (4/23)	1	1	2	Bamhouse (R)
53.	Justin Paulsen (5)	vs. Missouri (4/25)	0	4	0	Toelken (R)
54.	Hunter Steinmetz (2)	vs. Missouri (4/25)	0	5	0	Toelken (R)
55.	Landan Ruff (1)	vs. Missouri (4/25)	2	8	2	Sikkema (L)
56.	Jeremy Eierman (16)	at Evansville (4/28)	1	4	0	Schnieders (R)
57.	Jeremy Eierman (17)	at Evansville (4/28)	1	6	2	Porterfield (L)
58.	Jake Burger (18)	at Evansville (4/29)	0	7	0	Brady (R)
59.	Hunter Steinmetz (3)	at Kansas (5/2)	0	2	2	Rackoski (R)
60.	Blake Graham (6)	at Southern Illinois (5/6)	2	5	0	McPheron (R)
61.	Jake Burger (19)	at Southern Illinois (5/6)	2	9	1	Harrison (L)
62.	Jeremy Eierman (18)	at Southern Illinois (5/7)	2	11	0	Netemeyer (R)
63.	Jake Burger (20)	vs. Indiana State (5/12)	1	3	0	Kincanon (R)
64.	Logan Geha (1)	vs. Indiana State (5/13)	1	6	2	Ward (R)
65.	Blake Graham (7)	vs. Indiana State (5/14)	0	6	0	Keaffaber (L)
66.	Blake Graham (8)	at Illinois State (5/18)	1	2	0	Huffman (R)
67.	Hunter Steinmetz (4)	at Illinois State (5/19)	2	8	1	Lindgren (R)

## HOME RUN BREAKDOWN

Home	36	1 Out	14	3rd inning	5
Road	27	2 Outs	19	4th inning	13
Neutral	4	Solo	30	5th inning	6
vs. RHP	49	Two-run	20	6th inning	12
vs. LHP	18	Three-run	15	7th inning	3
vs. MVC	31	Grand slam	0	8th inning	5
vs. Non-MVC	36	1st inning	7	9th inning	2
0 Outs	34	2nd inning	11	Extra innings	3

## HOME RUN BREAKDOWN

Player	Left Line	Left	Left Center	Center	Right Center	Right	Right Line
Jeremy Eierman	4	4	9	0	1	0	0
Jake Burger	2	7	7	4	0	0	0
Blake Graham	0	1	1	1	0	4	1
Justin Paulsen	1	0	0	0	2	2	0
Drew Millas	0	0	0	0	0	1	0
Ryan Skalnik	0	1	0	0	0	0	0
Hunter Steinmetz	0	0	0	0	1	3	0
Alex Jefferson	0	1	0	0	0	1	1
Aaron Meyer	0	0	0	0	1	3	0
Matt Brown	0	0	1	0	0	0	0
Landan Ruff	0	1	0	0	0	0	0
Logan Geha	0	0	1	0	0	0	0
<b>Total</b>	<b>7</b>	<b>15</b>	<b>19</b>	<b>5</b>	<b>5</b>	<b>14</b>	<b>2</b>

# MISSOURI STATE BASEBALL

2017 Missouri Valley Conference Baseball Championship | Wednesday, May 24 - Saturday, May 27 | Springfield, Mo. | Hammons Field (8,000) | KBFL 1060 AM/96.9 FM | The Valley on ESPN3

## INDIVIDUAL MVC RANKINGS

Category	Rank	Raw
<b>Batting Average</b>		
Jake Burger	2nd	.346
Justin Paulsen	3rd	.343
Blake Graham	5th	.339
<b>Slugging Percentage</b>		
Jake Burger	2nd	.793
Jeremy Eierman	3rd	.681
Blake Graham	4th	.620
<b>On-Base Percentage</b>		
Jake Burger	2nd	.459
Blake Graham	3rd	.456
Jeremy Eierman	5th	.434
Justin Paulsen	6th	.433
<b>RBI's</b>		
Jeremy Eierman	1st	59
Jake Burger	2nd	57
<b>Runs</b>		
Jake Burger	1st	62
Jeremy Eierman	3rd	56
Hunter Steinmetz	7th	49
<b>Hits</b>		
Jake Burger	4th	71
Justin Paulsen	t-7th	68
<b>Doubles</b>		
Justin Paulsen	5th	17
<b>Home Runs</b>		
Jake Burger	t-1st	20
Jeremy Eierman	3rd	18
<b>Total Bases</b>		
Jake Burger	2nd	142
Jeremy Eierman	3rd	139
<b>Walks</b>		
Hunter Steinmetz	2nd	40
Jake Burger	4th	38
Jeremy Eierman	t-7th	31
<b>Hit By Pitch</b>		
Jeremy Eierman	3rd	11
<b>Stolen Bases</b>		
Jeremy Eierman	t-7th	11
<b>Earned Run Average</b>		
Jake Fromson	1st	2.01
Doug Still	3rd	2.66
<b>Opponent Batting Average</b>		
Jake Fromson	1st	.151
Dylan Coleman	5th	.225
Doug Still	8th	.242
<b>Innings Pitched</b>		
Jordan Knutson	2nd	83.2
Dylan Coleman	t-3rd	81.1
Doug Still	t-3rd	81.1
<b>Wins</b>		
Dylan Coleman	t-3rd	7
Jake Fromson	t-3rd	7
Doug Still	t-3rd	7
Jordan Knutson	t-7th	6
<b>Saves</b>		
Bryan Young	t-4th	7
<b>Strikeouts</b>		
Jordan Knutson	t-3rd	83
Dylan Coleman	5th	77
Jake Fromson	6th	76
Doug Still	7th	73

## MSU TEAM MVC RANKINGS

Category	Rank (of 8)	Raw
Batting average	2nd	.283
Slugging percentage	2nd	.458
On-base percentage	1st	.399
Runs	2nd	377
Hits	2nd	508
RBI's	2nd	347
Doubles	3rd	102
Triples	t-7th	5
Home runs	2nd	67
Total bases	2nd	821
Walks	1st	300
Hit by pitch	2nd	61
Stolen bases	2nd	45
ERA	1st	3.72
Opposing Batting Average	1st	.227
Strikeouts	1st	469
Wins	1st	37
Saves	t-5th	8
Fielding percentage	2nd	.975

## STARTING PITCHERS GAME-BY-GAME

### Dylan Coleman

Date	Opponent	IP	H	R	ER	BB	SO	WP	BK	HBP	Score	Record
2/18	vs. Stony Brook	2.0	2	0	0	0	1	0	0	0	(ND) 7-0	0-0
2/21	at Oral Roberts	*4.1	4	4	1	0	7	2	0	1	(ND) 9-5	0-0
2/26	at Middle Tennessee	*7.0	1	0	0	3	8	1	0	0	(W) 5-0	1-0
3/4	vs. Central Arkansas	*5.2	8	3	3	3	4	0	0	2	(ND) 5-3	1-0
3/11	at Minnesota	*7.0	4	2	2	0	7	1	0	2	(W) 7-2	2-0
3/18	vs. Memphis	*3.0	6	5	5	4	4	0	0	0	(L) 5-6	2-1
3/24	at Central Michigan-2	*6.1	4	1	1	4	7	1	0	0	(ND) 1-2	2-1
4/1	vs. Bradley	*7.0	8	3	3	3	5	0	0	2	(W) 13-3	3-1
4/8	vs. Dallas Baptist	*6.0	4	4	4	3	5	0	0	0	(W) 11-8	4-1
4/14	at New Mexico	*4.2	7	6	6	4	1	4	0	1	(L) 5-9	4-2
4/23	vs. Wichita State-1	*7.0	6	4	3	1	5	1	0	0	(W) 13-4	5-2
4/28	at Evansville	4.2	3	5	5	5	7	1	0	1	(W) 13-8	6-2
5/6	at Southern Illinois	*4.2	8	6	6	4	2	1	0	0	(ND) 19-9	6-2
5/13	vs. Indiana State	*7.0	1	1	1	2	8	1	0	0	(W) 4-1	7-2
5/19	at Illinois State	*5.0	2	5	5	5	6	1	0	0	(L) 4-8	7-3

### Austin Knight

Date	Opponent	IP	H	R	ER	BB	SO	WP	BK	HBP	Score	Record
3/1	at Arkansas State	*5.0	4	0	0	2	6	0	0	0	(W) 13-0	1-0
3/7	at Oklahoma State	3.2	3	1	1	2	2	1	0	1	(ND) 3-7	1-0
3/15	at Southeast Missouri	*4.0	3	4	4	3	7	0	0	0	(ND) 4-5	1-0
3/21	vs. New Orleans	*7.0	5	0	0	2	1	1	0	0	(W) 7-2	2-0
3/28	vs. Oral Roberts	*6.0	4	3	3	4	2	1	1	0	(L) 1-3	2-1
4/14	at New Mexico	3.1	3	3	3	2	1	1	0	1	(ND) 5-9	2-1
4/18	at Missouri	*5.0	8	3	2	0	4	0	0	0	(ND) 5-3	2-1
4/15	vs. Missouri	*6.2	3	0	0	0	5	0	0	1	(W) 5-1	3-1
5/2	at Kansas	*5.1	5	6	5	1	6	1	0	0	(L) 5-8	3-2
5/7	at Southern Illinois	1.1	1	0	0	1	3	0	0	0	(ND) 7-4	3-2
5/14	vs. Indiana State	0.0	0	0	0	1	0	0	0	0	(ND) 5-2	3-2
5/19	at Illinois State	3.0	4	3	3	3	1	3	0	0	(ND) 4-8	3-2

### Jordan Knutson

Date	Opponent	IP	H	R	ER	BB	SO	WP	BK	HBP	Score	Record
2/18	vs. Stony Brook	*7.0	3	0	0	0	2	6	0	0	(W) 7-0	1-0
2/25	at Lipscomb	*7.0	6	3	3	1	9	1	0	0	(ND) 6-4	1-0
3/3	vs. Central Arkansas	*5.1	6	0	0	2	8	0	0	0	(W) 5-0	2-0
3/10	at Minnesota	*7.0	4	3	3	0	7	1	0	1	(L) 2-5	2-1
3/17	vs. Memphis	*7.0	8	5	5	3	3	1	0	0	(W) 9-5	3-1
3/24	at Central Michigan	*7.0	5	1	1	3	3	0	0	0	(W) 12-1	4-1
3/31	vs. Bradley	*6.0	8	2	2	0	7	2	0	0	(ND) 5-3	4-1
4/7	vs. Dallas Baptist	*8.0	2	1	1	2	13	2	0	0	(W) 5-1	5-1
4/13	at New Mexico	*4.1	10	8	8	2	2	2	0	1	(L) 8-17	5-2
4/18	at Missouri	1.0	1	0	0	1	1	1	0	0	(ND) 5-3	5-2
4/22	vs. Wichita State	*5.2	4	4	3	2	6	2	0	1	(ND) 12-5	5-2
4/28	at Evansville	*3.0	5	3	3	0	4	2	0	0	(ND) 13-8	5-2
5/2	at Kansas	0.2	2	0	0	0	2	0	0	0	(ND) 5-8	5-2
5/5	at Southern Illinois	*6.0	7	5	3	1	5	0	0	1	(ND) 7-5	5-2
5/12	vs. Indiana State	*6.0	7	4	4	3	6	1	0	0	(W) 14-4	6-2
5/18	at Illinois State	*3.2	7	4	4	1	2	0	0	1	(ND) 8-5	6-2

### Doug Still

Date	Opponent	IP	H	R	ER	BB	SO	WP	BK	HBP	Score	Record
2/17	vs. Rhode Island	*6.0	5	1	1	2	3	0	0	1	(W) 12-1	1-0
2/24	at Belmont	*4.1	3	5	5	3	5	0	0	2	(ND) 7-5	1-0
3/5	vs. Central Arkansas	*4.1	2	0	0	0	5	5	0	0	(ND) 4-0	1-0
3/12	at Minnesota	*7.0	7	1	1	1	8	0	0	0	(W) 12-3	2-0
3/19	vs. Memphis	*5.1	6	3	2	1	7	0	0	0	(ND) 4-5	2-0
3/26	at Central Michigan	*5.0	7	6	2	2	7	0	0	0	(L) 4-7	2-1
4/2	vs. Bradley	*7.0	4	2	2	1	4	0	0	0	(W) 9-2	3-1
4/9	vs. Dallas Baptist	*7.0	6	1	1	1	8	0	1	0	(W) 7-3	4-1
4/15	at New Mexico	*9.0	5	0	0	1	1	0	1	1	(W) 8-0	5-1
4/23	vs. Wichita State-2	*7.0	5	1	1	3	5	0	0	0	(W) 8-1	6-1
4/29	at Evansville	*5.2	9	5	4	1	5	1	0	1	(ND) 9-5	6-1
5/7	at Southern Illinois	*7.0	8	4	4	0	5	0	0	0	(ND) 7-4	6-1
5/14	vs. Indiana State	*6.2	6	1	1	1	10	0	0	0	(W) 5-2	7-1

### Nate Witherspoon

Date	Opponent	IP	H	R	ER	BB	SO	WP	BK	HBP	Score	Record
2/19	at McNeese State	*4.0	6	4	3	1	1	1	1	1	(L) 3-4	0-1
3/1	at Arkansas State	2.0	0	0	0	0	4	0	0	0	(ND) 13-0	0-1
3/4	vs. Central Arkansas	1.0	0	0	0	1	1	0	0	0	(W) 5-3	1-1
3/7	at Oklahoma State	*3.1	5	5	5	2	6	0	0	1	(L) 3-7	1-2
3/18	vs. Memphis	3.0	4	0	0	1	3	1	0	0	(ND) 5-6	1-2
3/28	vs. Oral Roberts	1.0	1	0	0	0	1	0	0	0	(ND) 1-3	1-2
4/4	vs. Kansas	*4.0	4	1	1	2	5	0	0	0	(ND) 2-4	1-2
4/11	vs. Arkansas	*3.0	8	4	4	1	6	1	0	0	(L) 4-12	1-3
4/17	at Saint Louis	5.1	3	3	3	2	2	0	0	0	(W) 15-8	2-3
4/23	vs. Wichita State-1	2.0	1	0	0	0	1	0	0	0	(ND) 13-4	2-3
4/23	vs. Wichita State-2	0.1	0	0	0	1	1	0	0	0	(ND) 8-1	2-3
5/2	at Kansas	1.0	1	0	0	0	1	0	0	0	(ND) 5-8	2-3
5/6	at Southern Illinois	1.2	2	1	1	0	1	0	0	0	(W) 19-9	3-3

\* game started


## STARTER/BULLPEN BREAKDOWN

Pitching	W-L	ERA	IP	H	ER	BB	SO	HR	B/Avg.
Starters	22-11	4.16	292.1	277	135	94	272	22	.249
Bullpen	15-4	2.98	169.1	115	56	75	197	13	.188
<b>Total</b>	<b>37-15</b>	<b>3.72</b>	<b>461.2</b>	<b>392</b>	<b>191</b>	<b>169</b>	<b>469</b>	<b>35</b>	<b>.227</b>

# MISSOURI STATE BASEBALL

2017 Missouri Valley Conference Baseball Championship | Wednesday, May 24 - Saturday, May 27 | Springfield, Mo. | Hammons Field (8,000) | KBFL 1060 AM/96.9 FM | The Valley on ESPN3

## RETIRED NUMBERS



### Bill Rowe

On Saturday, May 8, 2004, former head baseball coach and director of athletics **Bill Rowe** became the first person in the 48-year history of the MSU baseball program to have his number retired.

Rowe guided the baseball Bears as head coach for 19 years from the start of the program in 1964 through its final season in NCAA Division II in 1982. He led the Bears to a 394-230-1 record and four Division II College World Series appearances. Under Rowe, the Bears finished as national runners-up in 1969 and finished third nationally in 1970 (just the sixth and seventh years of the program). As athletic director, Rowe guided the Bears from

Division II to Division I and saw the Bears change leagues from the MIAA and Mid-Continent Conferences to a current membership in the Missouri Valley Conference.

The retirement ceremony for Rowe's jersey was held prior to the Bears' doubleheader against Illinois State.

The indoor practice facility at Hammons Field also bears Rowe's name as of January 30, 2010.



### Ryan Howard

On Dec. 18, 2010, Missouri State retired the No. 6 jersey of former Bear and 2006 National League Most Valuable Player **Ryan Howard** at JQH Arena.

A St. Louis native who played at Missouri State from 1999-2001, Howard finished his collegiate career with 50 home runs, 183 RBIs and a .335 career average in 172 games. He was the 1999 Missouri Valley Conference Freshman of the Year and MSU's A.E. "Ted" Willis Most Valuable Player in 2000.

Since being drafted by Philadelphia in the fifth round of the 2001 draft, Howard has enjoyed a standout professional career. His long list of accomplishments as a member of

the Phillies includes 2005 National League Rookie of the Year, 2006 NL MVP, 2006 Home Run Derby champion, 2008 World Series champion, 2009 NLCS MVP and three All-Star selections.

Howard debuted with the Phillies in 2004, accumulating a career batting average of .258 with 382 homers and 1,194 RBIs in 1,572 MLB games over 13 seasons.



## BEARS IN THE BIGS

- Scott Bailes
- Mark Bailey
- Buddy Baumann\* (San Diego Padres)
- Scott Carroll
- Matt Cepicky
- Ross Detwiler\* (Oakland Athletics)
- Bart Evans
- Jeff Gray
- Jason Hart
- Ryan Howard
- Pierce Johnson\* (Chicago Cubs)
- Mike Kickham
- Shaun Marcum
- Bill Mueller
- Matt Palmer
- John Rheinecker
- Brett Sinkbeil
- Brad Ziegler\* (Miami Marlins)

\*Active on MLB roster

## SERIES BREAKDOWN

Series	W-L	Hitting						Pitching		
		Avg.	R	2B	HR	SB	FLD%	ERA	SO/BB	BAA
Rhode Island	1-0	.281	12	3	2	0	1.000	1.00	7/1	.219
Stony Brook	1-0	.219	7	3	2	2	.977	0.00	3/0	.172
McNeese State	0-1	.188	3	1	1	0	.972	3.38	5/2	.259
Oral Roberts	1-1	.243	10	4	0	0	.974	2.00	19/7	.197
Belmont	1-0	.351	7	3	0	1	1.000	5.00	11/3	.194
Lipscomb	1-0	.283	6	1	3	2	1.000	3.27	18/2	.200
Middle Tennessee	1-0	.265	5	4	0	0	.949	0.00	10/3	.067
Arkansas State	1-0	.219	13	2	0	0	.943	0.00	13/3	.161
Central Arkansas	3-0	.245	14	3	6	1	.982	1.00	30/13	.181
Oklahoma State	0-1	.188	3	1	1	2	1.000	7.88	9/6	.310
Minnesota	2-1	.245	21	6	5	5	.963	2.77	29/4	.182
Southeast Missouri	0-1	.273	4	0	0	0	.973	5.40	14/6	.258
Memphis	1-2	.340	18	6	3	4	.983	5.00	30/7	.284
New Orleans	1-0	.371	7	2	0	1	1.000	2.00	5/3	.233
Central Michigan	1-2	.307	17	4	0	4	.958	2.13	22/11	.234
Bradley	3-0	.309	27	8	5	0	.983	2.33	22/6	.223
Kansas	0-2	.266	7	1	1	0	.973	4.76	23/9	.262
Dallas Baptist	3-0	.293	23	5	10	4	.983	4.00	32/9	.204
Arkansas	0-1	.257	4	3	1	0	.943	11.0	12/5	.409
New Mexico	1-2	.304	21	5	4	2	.974	9.36	8/16	.306
Saint Louis	1-0	.325	15	5	3	1	.976	7.00	5/4	.235
Missouri	2-0	.238	10	3	4	0	.964	1.00	17/1	.209
Wichita State	3-0	.368	33	6	5	2	.974	2.67	25/9	.204
Evansville	2-0	.257	22	5	3	2	.970	6.00	22/10	.254
Southern Illinois	3-0	.243	33	9	3	2	.977	4.34	27/11	.243
Indiana State	3-0	.356	23	6	3	8	.971	2.42	32/9	.163
Illinois State	1-1	.209	12	3	2	2	.985	6.88	19/9	.234

## SINGLE-GAME HIGHS

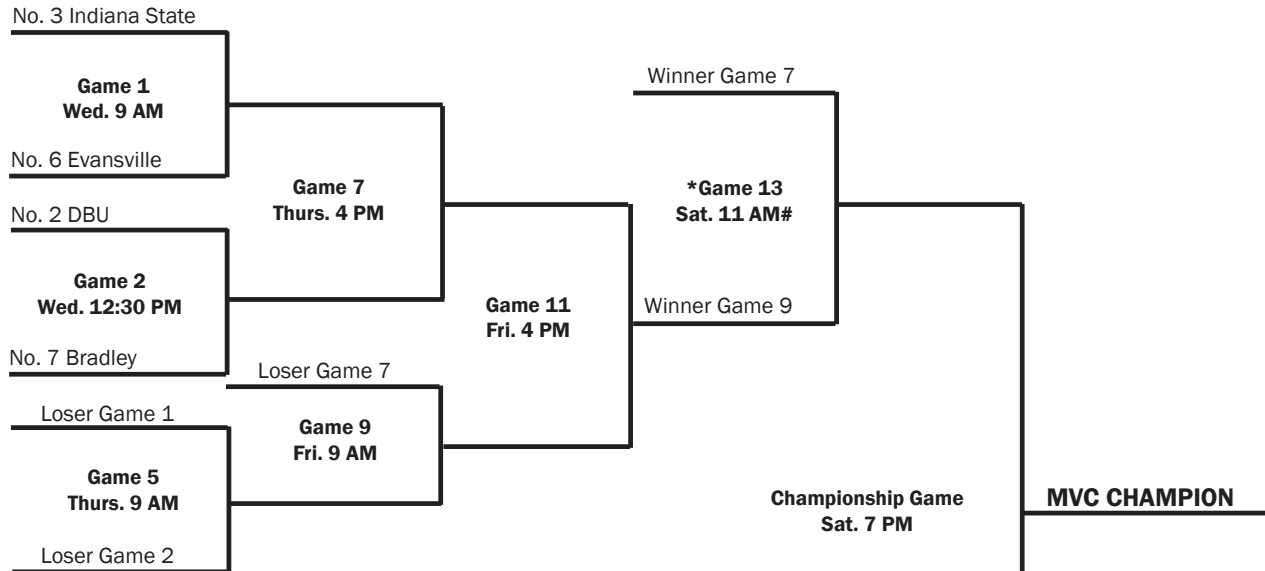
Batting		Individual	Team
At Bats	6, (14 times)		46 at Lipscomb (2/25)
Runs	4, Jake Burger at Saint Louis (4/17)		18 at Southern Illinois (5/6)
Hits	4, (3 times)		18 at Central Michigan (3/24)
Doubles	3, Jeremy Eierman at Saint Louis (4/17)		5 at Saint Louis (4/17)
	3, Justin Paulsen at Evansville (4/29)		
Triples	1, (5 times)		1 (5 times)
Home Runs	2, (4 times)		4 vs. Dallas Baptist (4/8)
Runs Batted In	6, Blake Graham vs. Wichita State (4/23)		18 at Southern Illinois (5/6)
Total Bases	10, Jeremy Eierman at Saint Louis (4/17)		30 vs. Dallas Baptist (4/8)
Stolen Bases	1, (45 times)		6 vs. Indiana State (5/12)
Walks	4, Alex Jefferson at Evansville (4/28)		13 at Evansville (4/28)
Strikeouts	3, (10 times)		16 at Southern Illinois (5/5)
Fielding		Individual	Team
Putouts	18, Drew Millas at Lipscomb (2/25)		33 (3 times)
Assists	7, Jeremy Eierman at Saint Louis (4/17)		17 vs. Bradley (3/31)
Errors	2, (4 times)		4 at Central Michigan (3/26)
Double Plays	3, Justin Paulsen (3 times)		3 (5 times)
	3, Aaron Meyer (2 times)		
Pitching		Individual	Team
Innings Pitched	9.0, Doug Still at New Mexico (4/15)		11.0 at Lipscomb (2/25)
			11.0 vs. Bradley (3/31)
			11.0 at Southern Illinois (5/7)
Runs Allowed	8, Jordan Knutson at New Mexico (4/13)		17 at New Mexico (4/13)
Earned Runs Allowed	8, Jordan Knutson at New Mexico (4/13)		17 at New Mexico (4/13)
Hits Allowed	10, Jordan Knutson at New Mexico (4/13)		18 vs. Arkansas (4/11)
Walks	5, Doug Still vs. Central Arkansas (3/5)		9 at New Mexico (4/13)
	5, Dylan Coleman (2 times)		
Strikeouts	13, Jordan Knutson vs. Dallas Baptist (4/7)		18 at Lipscomb (2/25)

# MISSOURI STATE BASEBALL

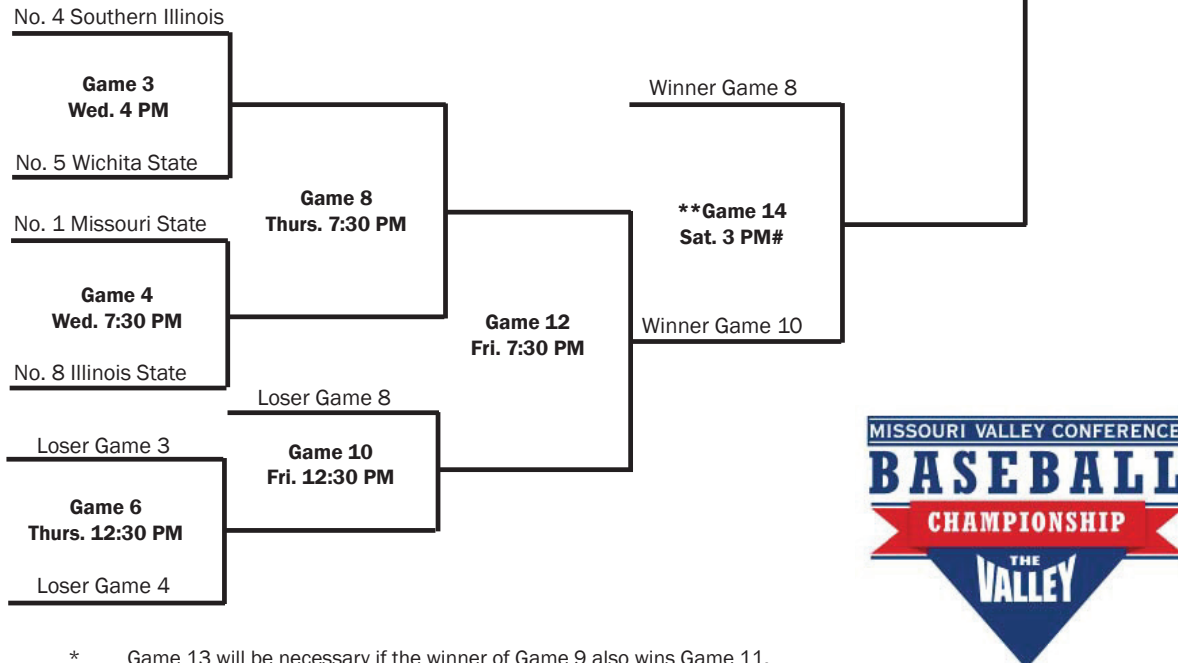
2017 Missouri Valley Conference Baseball Championship | Wednesday, May 24 - Saturday, May 27 | Springfield, Mo. | Hammons Field (8,000) | KBFL 1060 AM/96.9 FM | The Valley on ESPN3

## 2017 MISSOURI VALLEY CONFERENCE BASEBALL CHAMPIONSHIP MAY 24 - 27 • HAMMONS FIELD • SPRINGFIELD, MO

### BRACKET A



### BRACKET B



- \* Game 13 will be necessary if the winner of Game 9 also wins Game 11.
- \*\* Game 14 will be necessary if the winner of Game 10 also wins Game 12.
- # If only one if necessary game is played, that game will remain at the originally scheduled time.

As the tournament host, Missouri State will play the 7:30 p.m. game on the first day of the tournament. Subsequent game times shall follow the natural flow of the bracket. All times are listed as Central (CST).

**First Round Pairings:**

<b>BRACKET A (SEEDS 2, 3, 6, 7)</b>	<b>BRACKET B (SEEDS 1, 4, 5, 8)</b>
Seed 2 vs. Seed 7	Seed 1 vs. Seed 8
Seed 3 vs. Seed 6	Seed 4 vs. Seed 5

# MISSOURI STATE BASEBALL

2017 Missouri Valley Conference Baseball Championship | Wednesday, May 24 - Saturday, May 27 | Springfield, Mo. | Hammons Field (8,000) | KBFL 1060 AM/96.9 FM | The Valley on ESPN3

## MVC STANDINGS

Team	MVC Record	Overall Pct	Record	Pct	Home	Away	Neutral	Streak
<b>Missouri State</b>	<b>18-1</b>	<b>.947</b>	<b>37-15</b>	<b>.712</b>	<b>18-5</b>	<b>17-10</b>	<b>2-0</b>	<b>L1</b>
Dallas Baptist	15-6	.714	36-19	.655	24-6	12-13	0-0	W2
Indiana State	12-9	.571	27-24	.529	13-4	12-18	2-2	W1
Southern Illinois	10-10	.500	27-28	.491	15-12	12-13	0-3	L1
Wichita State	10-11	.476	27-28	.491	22-7	5-21	0-0	L1
Evansville	8-12	.400	17-37	.315	7-16	10-20	0-1	L2
Bradley	6-14	.300	20-29	.408	12-8	7-21	1-0	W1
Illinois State	2-18	.100	13-38	.255	6-11	5-27	2-0	W1

## MVC LEADERS

### TEAM LEADERS

#### Batting Avg.

DBU	.299
<b>Missouri State</b>	<b>.283</b>
Indiana State	.269
Wichita State	.269
Bradley	.267

#### On-Base Pct.

<b>Missouri State</b>	<b>.399</b>
DBU	.393
Wichita State	.355
Indiana State	.351
Bradley	.350

#### Runs Scored

DBU	404
<b>Missouri State</b>	<b>377</b>
Wichita State	306
Southern Illinois	297
Indiana State	292

#### Home Runs

DBU	78
<b>Missouri State</b>	<b>67</b>
Indiana State	58
Bradley	45
Wichita State	36

#### Stolen Bases

DBU	956
<b>Missouri State</b>	<b>821</b>
Indiana State	742
Wichita State	737
Southern Illinois	729

#### Earned Run Avg.

<b>Missouri State</b>	<b>3.72</b>
DBU	4.51
Indiana State	4.75
Wichita State	4.86
Southern Illinois	4.98

#### Batters Struck Out

<b>Missouri State</b>	<b>469</b>
Wichita State	444
Indiana State	434
DBU	425
Evansville	418

#### Fielding Pct.

Indiana State	.979
<b>Missouri State</b>	<b>.975</b>
Wichita State	.974
DBU	.969
Southern Illinois	.968

### OFFENSIVE LEADERS

#### Batting Avg.

Granberg (DBU)	.356
<b>Burger (MSU)</b>	<b>.346</b>
<b>Paulsen (MSU)</b>	<b>.343</b>
Listi (DBU)	.341
<b>Graham (MSU)</b>	<b>.339</b>

#### Runs Scored

<b>Burger (MSU)</b>	<b>62</b>
Hannah (DBU)	59
<b>Eierman (MSU)</b>	<b>56</b>
Listi (DBU)	54
Two tied with	51

#### Hits

Hannah (DBU)	76
Miller (ILS)	75
Lambert (SIU)	72
<b>Burger (MSU)</b>	<b>71</b>
Listi (DBU)	70

#### Home Runs

<b>Burger (MSU)</b>	<b>20</b>
Listi (DBU)	20
<b>Eierman (MSU)</b>	<b>18</b>
Giesler (INS)	15
Bangert (BU)	14

#### Runs Batted-In

<b>Eierman (MSU)</b>	<b>59</b>
<b>Burger (MSU)</b>	<b>57</b>
Lambert (SIU)	51
Millard (DBU)	51
Listi (DBU)	50

#### Doubles

Lambert (SIU)	24
Hair (UE)	21
Listi (DBU)	20
Miller (ILS)	19
<b>Paulsen (MSU)</b>	<b>17</b>

#### Triples

Rosselli (INS)	5
Hannah (DBU)	4
Kopach (SIU)	4
Rave (ILS)	4
Four tied with	3

#### Stolen Bases

Kopach (SIU)	32
Smith (SIU)	20
Crews (UE)	14
L. Shadid (BU)	14
Friis (INS)	13

### PITCHING LEADERS

#### Earned Run Avg.

<b>Fromson (MSU)</b>	<b>2.01</b>
Strain (UE)	2.44
<b>Still (MSU)</b>	<b>2.66</b>
Lewis (WSU)	3.23
Whitmer (SIU)	3.67

#### Opp. Batting Avg.

<b>Fromson (MSU)</b>	<b>.151</b>
Lewis (WSU)	.214
Schnieders (UE)	.220
McKinney (INS)	.222
<b>Coleman (MSU)</b>	<b>.225</b>

#### Innings Pitched

Whitmer (SIU)	95.2
<b>Knutson (MSU)</b>	<b>83.2</b>
<b>Coleman (MSU)</b>	<b>81.1</b>
<b>Still (MSU)</b>	<b>81.1</b>
Ward (INS)	80.0

#### Batters Struck Out

Whitmer (SIU)	89
Schnieders (UE)	89
Kincanon (INS)	83
<b>Knutson (MSU)</b>	<b>83</b>
<b>Coleman (MSU)</b>	<b>77</b>

#### Wins

Cook (BU)	8
Martinson (DBU)	8
<b>Coleman (MSU)</b>	<b>7</b>
<b>Fromson (MSU)</b>	<b>7</b>
Higgins (DBU)	7
<b>Still (MSU)</b>	<b>7</b>

#### Saves

Netemeyer (SIU)	15
Conway (INS)	12
Elledge (DBU)	11
<b>Young (MSU)</b>	<b>7</b>
Hecht (WSU)	7

#### Hits Allowed

<b>Fromson (MSU)</b>	<b>33</b>
McKinney (INS)	43
Strain (UE)	55
Lewis (WSU)	58
Schnieders (UE)	59

#### Runs Allowed

<b>Fromson (MSU)</b>	<b>18</b>
Strain (UE)	24
McKinney (INS)	28
<b>Still (MSU)</b>	<b>30</b>
Lewis (WSU)	31

## BEARS AT THE MVC CHAMPIONSHIP

<b>MSU All-Time Championship Record</b> .....	<b>48-45</b>
vs. Bradley .....	9-5
vs. Dallas Baptist .....	1-3
vs. Evansville .....	6-7
vs. Illinois State .....	3-3
vs. Indiana State .....	6-6
vs. Southern Illinois .....	8-5
vs. Wichita State .....	8-11
vs. Former MVC members .....	7-5

<b>All-Time Results</b> .....	<b>Site</b> .....	<b>Record</b>
1991.....	Wichita.....	0-2
1992.....	Wichita.....	0-2
1993.....	Wichita.....	0-2
1994.....	Wichita.....	0-2
1995.....	Springfield, Ill.....	3-2
<b>1996.....</b>	<b>Wichita.....</b>	<b>*4-1</b>
<b>1997.....</b>	<b>Wichita.....</b>	<b>*4-1</b>
1998.....	Evansville.....	2-2
1999.....	Wichita.....	1-2
2000.....	Wichita.....	1-2
2001.....	Wichita.....	1-2
2002.....	Wichita.....	4-2
2003.....	Wichita.....	2-2
2004.....	Springfield, Mo.....	1-2
2006.....	Wichita.....	3-2
2007.....	Springfield, Mo.....	1-2
2008.....	Wichita.....	2-2
2009.....	Wichita.....	2-1
2010.....	Wichita.....	1-2
2011.....	Omaha.....	2-2
2012.....	Springfield, Mo.....	2-2
2013.....	Normal.....	1-2
2014.....	Terre Haute.....	3-2
<b>2015.....</b>	<b>Wichita.....</b>	<b>*4-0</b>
2016.....	Terre Haute.....	4-2

\*Tournament champions

### MSU Single-Game Championship Records

**Hits:** 26 vs. Indiana State (5/14/98)  
**Runs Scored:** 22 vs. Evansville (5/16/96)  
**Home Runs:** 8 vs. Evansville (5/16/96)

### Individual Single-Game Championship Records

**Hits:** 5, Brad Kennedy vs. Evansville (5/16/96);  
 Micah Holst vs. Southern Illinois (5/16/97);  
 Luke Voit vs. Bradley (5/24/12)  
**Runs Scored:** 4, Richie Smith vs. Southern Illinois (5/16/97);  
 Brad Kennedy vs. Evansville (5/16/96); Dan Kneeshaw vs.  
 Bradley (5/15/96); Lance Burkhart vs. Bradley (5/15/96)  
**Home Runs:** 3, Brad Kennedy vs. Evansville (5/16/96)  
**RBIs:** 9, Brad Kennedy vs. Evansville (5/16/96)  
**Total Bases:** 14, Brad Kennedy vs. Evansville (5/16/96)  
**Strikeouts:** 12, Mike Whitley vs. Illinois State (5/20/93);  
 Pierce Johnson vs. Bradley (5/24/12)

### Multi-Homer Games

(3) Brad Kennedy vs. Evansville (5/16/96)  
 (2) Steve Hacker vs. Creighton (5/19/95)  
 (2) Lance Burkhart vs. Bradley (5/15/96)  
 (2) Dan Kneeshaw vs. Bradley (5/15/96)  
 (2) Micah Holst vs. Bradley (5/18/96)  
 (2) Micah Holst vs. Southern Illinois (5/16/97)  
 (2) Jason Hart vs. Illinois State (5/13/98)  
 (2) Jason Hart vs. Indiana State (5/14/98)  
 (2) Chris Curry vs. Indiana State (5/14/98)  
 (2) Matt Cepicky vs. Bradley (5/20/99)  
 (2) Ryan Howard vs. Evansville (5/17/00)  
 (2) Josh Mazzola vs. Southern Illinois (5/23/08)  
 (2) Spencer Johnson vs. Bradley (5/27/16)

### Grand Slams

Brad Kennedy vs. Evansville (5/16/96)  
 Dan Kneeshaw vs. Evansville (5/16/96)  
 Nick Kays vs. Southern Illinois (5/16/97)  
 Ryan Howard vs. Indiana State (5/18/00)  
 Rick Wilson vs. UNI (5/22/03)  
 Tony Piazza vs. Southern Illinois (5/23/03)  
 Daniel Torrente vs. Illinois State (5/20/09)  
 Keenen Maddox vs. Southern Illinois (5/26/10)

### Low-Hit Performances

**One-hitters:** Matt Palmer-Andrew Jefferson at Wichita State (5/24/02); Ross Detwiler vs. Creighton (5/25/06)

# MISSOURI STATE BASEBALL

2017 Missouri Valley Conference Baseball Championship | Wednesday, May 24 - Saturday, May 27 | Springfield, Mo. | Hammons Field (8,000) | KBFL 1060 AM/96.9 FM | The Valley on ESPN3

## MISSOURI STATE MVC CHAMPIONSHIP RESULTS

### 1991 at Wichita, Kan.

(MSU finished 0-2)  
Bradley 10, Missouri State 4  
Indiana State 4, Missouri State 2

### 1992 at Wichita, Kan.

(MSU finished 0-2)  
Indiana State 5, Missouri State 0  
Wichita State 8, Missouri State 4

### 1993 at Wichita, Kan.

(MSU finished 0-2)  
Creighton 8, Missouri State 3  
Illinois State 5, Missouri State 3

### 1994 at Wichita, Kan.

(MSU finished 0-2)  
Southern Illinois 3, Missouri State 1  
Wichita State 1, Missouri State 0

### 1995 at Springfield, Ill.

(MSU finished 3-2)  
Missouri State 5, Evansville 1  
Missouri State 7, Creighton 5  
Missouri State 3, Creighton 2  
Indiana State 12, Missouri State 7  
Indiana State 9, Missouri State 5

### 1996 at Wichita, Kan.

(MSU won championship)  
Missouri State 21, Bradley 5  
Missouri State 22, Evansville 4  
Missouri State 8, Wichita State 7  
Bradley 11, Missouri State 10  
Missouri State 13, Bradley 6

### 1997 at Wichita, Kan.

(MSU won championship)  
Missouri State 4, Illinois State 2  
Southern Illinois 5, Missouri State 4  
Missouri State 13, Evansville 4  
Missouri State 17, Southern Illinois 11  
Missouri State 8, Wichita State 4

### 1998 at Evansville, Ind.

(MSU finished 2-2)  
Missouri State 12, Illinois State 11  
Missouri State 16, Indiana State 6  
Wichita State 19, Missouri State 9  
Evansville 11, Missouri State 10

### 1999 at Wichita, Kan.

(MSU finished 1-2)  
Illinois State 9, Missouri State 0  
Missouri State 10, Bradley 9  
Creighton 11, Missouri State 2

### 2000 at Wichita, Kan.

(MSU finished 1-2)  
Missouri State 9, Evansville 4  
Indiana State 6, Missouri State 4  
Wichita State 7, Missouri State 3

### 2001 at Wichita, Kan.

(MSU finished 1-2)  
Indiana State 6, Missouri State 4  
Missouri State 7, Wichita State 3  
Evansville 3, Missouri State 2

### 2002 at Wichita, Kan.

(MSU finished 4-2)  
Missouri State 14, Southern Illinois 7  
Missouri State 11, Indiana State 5  
Wichita State 3, Missouri State 0  
Missouri State 5, Indiana State 2  
Missouri State 12, Wichita State 8 (10 inn.)  
Wichita State 7, Missouri State 6 (11 inn.)

### 2003 at Wichita, Kan.

(MSU finished 2-2)  
Missouri State 5, Creighton 1  
Missouri State 11, UNI 6  
Southern Illinois 9, Missouri State 4  
Wichita State 9, Missouri State 8 (11 inn.)

### 2004 at Springfield, Mo.

(MSU finished 1-2)  
Southern Illinois 3, Missouri State 1  
Missouri State 11, Evansville 6  
Wichita State 15, Missouri State 1

### 2006 at Wichita, Kan.

(MSU finished 3-2)  
Missouri State 7, Southern Illinois 5  
Missouri State 3, Creighton 1  
Missouri State 8, Bradley 3  
Evansville 8, Missouri State 4  
Evansville 2, Missouri State 1

### 2007 at Springfield, Mo.

(MSU finished 1-2)  
Missouri State 5, Wichita State 2  
Evansville 11, Missouri State 7  
Bradley 8, Missouri State 3

### 2008 at Wichita, Kan.

(MSU finished 2-2)  
Missouri State 9, Creighton 5  
Wichita State 20, Missouri State 3  
Missouri State 11, Southern Illinois 6  
Wichita State 12, Missouri State 10

### 2009 at Wichita, Kan.

(MSU finished 2-1)  
Missouri State 9, Illinois State 6  
Missouri State 8, Southern Illinois 4  
Creighton 7, Missouri State 6

### 2010 at Wichita, Kan.

(MSU finished 1-2)  
Wichita State 6, Missouri State 2  
Missouri State 10, Southern Illinois 4  
Evansville 7, Missouri State 2

### 2011 at Omaha, Neb.

(MSU finished 2-2)  
Missouri State 6, Southern Illinois 4  
Missouri State 10, Creighton 3  
Creighton 6, Missouri State 5  
Creighton 4, Missouri State 3 (12 inn.)

### 2012 at Springfield, Mo.

(MSU finished 2-2)  
Bradley 5, Missouri State 3  
Missouri State 7, Wichita State 0  
Missouri State 11, Bradley 8 (13 inn.)  
Southern Illinois 3, Missouri State 2 (10 inn.)

### 2013 at Normal, Ill.

(MSU finished 1-2)  
Missouri State 2, Evansville 1  
Illinois State 6, Missouri State 1  
Evansville 4, Missouri State 2

### 2014 at Terre Haute, Ind.

(MSU finished 3-2)  
Dallas Baptist 3, Missouri State 2 (10 inn.)  
Missouri State 9, Indiana State 1  
Missouri State 7, Bradley 2  
Missouri State 5, Dallas Baptist 3 (10 inn.)  
Dallas Baptist 9, Missouri State 4

### 2015 at Wichita, Kan.

(MSU finished 4-0)  
Missouri State 7, Southern Illinois 0  
Missouri State 8, Wichita State 1  
Missouri State 6, Wichita State 4  
Missouri State 5, Bradley 2

### 2016 at Terre Haute, Ind.

(MSU finished 4-2)  
Missouri State 12, Indiana State 4  
Bradley 10, Missouri State 0  
Missouri State 11, Indiana State 4  
Missouri State 3, Bradley 2  
Dallas Baptist 4, Missouri State 3 (12 inn.)

## BEARS ALL-MVC CHAMPIONSHIP SELECTIONS

### 1995

1B ..... Steve Hacker  
SS ..... Dave Slemmer  
P ..... Jarrod Mays

### 1996

SS ..... Brad Kennedy (MVP)  
2B ..... Chris Curry  
3B ..... Lance Burkhart  
C ..... J.J. Scerba  
P ..... Jarrod Mays  
P ..... Scott Geitz

### 1997

DH ..... Nick Kays (MVP)  
2B ..... Chris Curry  
OF ..... Matt Cepicky  
P ..... Scott Geitz

### 1998

1B ..... Jason Hart  
2B ..... Chris Curry

### 2000

1B ..... Ryan Howard  
C ..... Ben Margalski

### 2001

2B ..... Matt Gardner

### 2002

C ..... Tony Piazza  
1B ..... Donnie Watchowski  
SS ..... Shaun Marcum  
UT ..... Brooks Colvin  
DH ..... Matt Gardner  
P ..... Matt Palmer

### 2003

C ..... Tony Piazza  
UT ..... Shaun Marcum  
OF ..... Rick Wilson

### 2006

C ..... Clay Coulter  
UT ..... Tim Rafferty  
DH ..... Matt Weglarz  
OF ..... Nolan Keane  
P ..... Ross Detwiler

### 2007

C ..... Kyle Paul

### 2008

IF ..... Josh Mazzola  
IF ..... Chris Playter  
OF ..... Nolan Keane

### 2009

IF ..... Chris Playter

### 2010

2B ..... Kevin Medrano

### 2011

P ..... J.C. Casey  
DH ..... Brock Chaffin  
OF ..... Aaron Conway  
2B ..... Kevin Medrano  
3B ..... Brent Seifert

### 2012

OF ..... Keenen Maddox  
P ..... Cody Schumacher

### 2014

OF ..... Tate Matheny

### 2015

2B ..... Eric Cheray (MVP)  
3B ..... Dylan Becker  
OF ..... Tate Matheny  
P ..... Matt Hall

### 2016

OF ..... Spencer Johnson (MVP)  
1B ..... Justin Paulsen  
2B ..... Aaron Meyer  
3B ..... Jake Burger  
P ..... Sam Perez



# MISSOURI STATE BASEBALL

2017 Missouri Valley Conference Baseball Championship | Wednesday, May 24 - Saturday, May 27 | Springfield, Mo. | Hammons Field (8,000) | KBFL 1060 AM/96.9 FM | The Valley on ESPN3

## MISSOURI STATE vs. NO. 2 DALLAS BAPTIST

(All games vs Dallas Baptist Sorted by Batting avg)

Record: 3-0 Home: 3-0 Away: 0-0 MVC: 3-0

Player	SEASON													CAREER												
	Avg	G-GS	AB	R	H	2B	3B	HR	RBI	BB	Hbp	SO	Sb-Att	Avg	G-GS	AB	R	H	2B	3B	HR	RBI	BB	Hbp	SO	Sb-Att
Eierman,Jeremy	.556	3-3	9	5	5	1	0	2	4	2	1	3	1-1	.393	7-7	28	6	11	3	0	2	4	2	1	10	1-1
Paulsen,Justin	.364	3-3	11	4	4	0	0	3	5	2	1	4	0-0	.278	10-9	36	6	10	1	0	4	9	6	1	11	0-0
Graham,Blake	.364	3-3	11	1	4	2	0	1	3	0	0	4	0-0	.283	15-15	53	5	15	2	0	3	7	6	0	12	1-2
Meyer,Aaron	.333	3-3	12	4	4	1	1	2	6	1	0	3	0-0	.349	18-17	63	10	22	5	1	2	10	9	0	22	0-1
Steinmetz,Hunter	.300	3-3	10	3	3	1	0	0	0	3	0	3	1-1	.296	7-7	27	4	8	2	0	0	1	4	0	7	1-1
Jefferson,Alex	.273	3-3	11	0	3	0	0	0	0	1	2	1-2	.233	11-9	30	6	7	0	0	1	2	4	3	8	1-3	
Burger,Jake	.200	3-3	10	3	2	0	0	1	3	1	2	2	0-1	.235	8-8	34	5	8	2	0	2	7	1	2	8	0-2
Millas,Drew	.143	2-2	7	0	1	0	0	0	1	1	0	3	0-0	.143	2-2	7	0	1	0	0	0	1	1	0	3	0-0
Brown,Matt	.125	3-3	8	3	1	0	0	1	1	2	1	4	0-0	.125	3-3	8	3	1	0	0	1	1	2	1	4	0-0
Duffy,Jack	.000	2-0	2	0	0	0	0	0	0	0	0	2	0-0	.000	2-0	2	0	0	0	0	0	0	0	0	2	0-0
Geha,Logan	.000	1-1	1	0	0	0	0	0	0	2	1	1	1-1	.000	1-1	1	0	0	0	0	0	0	2	1	1	1-1
Privitera,John	.000	1-0	0	0	0	0	0	0	0	0	0	0	0-0	.000	1-0	0	0	0	0	0	0	0	0	0	0	0-0
Totals	.293	3-3	92	23	27	5	1	10	23	14	7	31	4-6													
Opponents	.204	3-3	103	12	21	3	0	4	10	9	1	32	0-0													

(All games vs Dallas Baptist Sorted by Earned run avg)

Player	SEASON													CAREER												
	ERA	W-L	App	GS	CG	Sho	Sv	IP	H	R	ER	BB	SO	ERA	W-L	App	GS	CG	Sho	Sv	IP	H	R	ER	BB	SO
Fromson,Jake	0.00	0-0	2	0	0	0	0	3.0	2	0	0	0	3	0.79	1-0	4	1	0	0	0	11.1	7	1	1	2	12
Knutson,Jordan	1.12	1-0	1	1	0	0	0	8.0	2	1	1	2	13	4.34	1-1	3	3	0	0	0	18.2	18	11	9	7	22
Still,Doug	1.29	1-0	1	1	0	0	0	7.0	6	1	1	1	8	1.29	1-0	1	1	0	0	0	7.0	6	1	1	1	8
Coleman,Dylan	6.00	1-0	1	1	0	0	0	6.0	4	4	4	3	5	9.24	1-1	3	3	0	0	0	12.2	12	13	13	11	10
Young,Bryan	0.00	0-0	1	0	0	0	0	0.1	0	0	0	1	1	1.64	1-2	6	0	0	0	2	11.0	4	2	2	7	12
Moore,Alex	5.40	0-0	1	0	0	0	0	1.2	1	1	1	1	1	5.40	0-0	1	0	0	0	0	1.2	1	1	1	1	1
Dame,Hunter	27.00	0-0	1	0	0	0	0	0.1	2	1	1	1	0	27.00	0-0	1	0	0	0	0	0.1	2	1	1	1	0
Lochner,Jake	54.00	0-0	1	0	0	0	0	0.2	4	4	4	0	1	54.00	0-0	2	0	0	0	0	0.2	4	4	4	1	1
Totals	4.00	3-0	3	3	0	0	0	27.0	21	12	12	9	32													
Opponents	8.62	0-3	3	3	0	0	0	24.0	27	23	23	14	31													

### SERIES HISTORY

Overall: DBU leads 12-15  
 Overall MSU Streak: Won 3  
 Last 10 Overall: MSU leads 6-4  
 Keith Guttin vs. DBU: 12-15  
 2017 Series: MSU won all three meetings in Springfield, April 7-9  
 (W, 5-1; W, 11-8; W, 7-3)  
 MVC Tourney: DBU leads 3-1  
 MSU Tourney Streak: Lost 2  
 MSU longest win streak: 3 (4/7/17 to present)  
 DBU longest win streak: 6 (4/1/12-5/3/14)

### 2017 LINE SCORES

Friday, April 7 - Missouri State 5, DBU 1

Score	1	2	3	4	5	6	7	8	9	R	H	E
DBU	0	0	0	0	0	1	0	0	0	1	2	0
MSU	0	1	1	0	2	0	1	0	x	5	8	0

WP-Knutson (5-1); LP-Gaither (4-2); S-None; Time-2:30; A-830  
 HR-Hannah (7), Paulsen (2), Graham (2), Brown (1)

Saturday, April 8 - Missouri State 11, DBU 8

Score	1	2	3	4	5	6	7	8	9	R	H	E
DBU	0	0	0	0	0	4	0	0	4	8	10	0
MSU	5	1	1	1	0	0	0	3	X	11	13	1

WP-Coleman (4-1); LP-Weaver (0-2); S-None; Time-3:21; A-1,505  
 HR-Millard (4), Duce (4), Duzenack (7), Paulsen 2 (4), Eierman (11), Meyer (1)

Sunday, April 9 - Missouri State 7, DBU 3

Score	1	2	3	4	5	6	7	8	9	R	H	E
DBU	0	0	0	1	0	0	0	1	1	3	9	0
MSU	2	0	0	1	0	3	1	0	X	7	6	1

WP-Still (4-1); LP-Martinson (3-3); S-None; Time-2:49; A-827  
 HR-Burger (12), Eierman (12), Meyer (2)

### LAST TOURNAMENT MEETING

May 28, 2017

**Terre Haute, Ind. --** In a fitting ending to a drama-filled 2016 Missouri Valley Conference Championship, Dallas Baptist walked away with a 4-3 victory over Missouri State and the tournament title after scoring the winning run on a two-out wild pitch in the bottom of the 12th inning at Bob Warn Field.

The Patriots captured their second MVC Tournament title in three years when Trooper Reynolds scampered home on a 1-2 pitch that scooted just far enough behind the plate to decide a game that saw no shortage of twists and turns. DBU's dramatic finish capped a night that saw the MVC's regular-season champs rally from two separate deficits to force extra innings.

Both bullpens factored mightily in the outcome, as four Dallas Baptist relievers combined to hold the Bears scoreless over the final seven frames. MSU's relief corps turned in a night to remember as well, with Jake Fromson, Bryan Young and Ryan Dunne joining forces to keep DBU off the scoreboard for 7.0 total innings.

### PREVIOUS TOURNAMENT RESULTS

Date	Result	Location
5/28/16	L, 3-4 (12 inn.)	Terre Haute
5/23/14	L, 4-9	Terre Haute
5/23/14	W, 5-3 (10 inn.)	Terre Haute
5/20/14	L, 2-3 (10 inn.)	Terre Haute

# MISSOURI STATE BASEBALL

2017 Missouri Valley Conference Baseball Championship | Wednesday, May 24 - Saturday, May 27 | Springfield, Mo. | Hammons Field (8,000) | KBFL 1060 AM/96.9 FM | The Valley on ESPN3

## MISSOURI STATE vs. NO. 3 INDIANA STATE

(All games vs Indiana State Sorted by Batting avg)

Record: 3-0 Home: 3-0 Away: 0-0 MVC: 3-0

Player	SEASON													CAREER												
	Avg	G-GS	AB	R	H	2B	3B	HR	RBI	BB	Hbp	SO	Sb-Att	Avg	G-GS	AB	R	H	2B	3B	HR	RBI	BB	Hbp	SO	Sb-Att
Burger, Jake	.455	3-3	11	2	5	0	0	1	3	2	1	2	0-0	.395	11-11	43	9	17	0	1	5	11	5	1	8	1-1
Jefferson, Alex	.455	3-3	11	4	5	1	0	0	0	2	0	1	1-2	.364	13-6	33	8	12	3	0	0	1	4	0	6	2-4
Privitera, John	.375	3-3	8	3	3	0	0	0	0	3	1	2	1-1	.375	3-3	8	3	3	0	0	0	0	3	1	2	1-1
Graham, Blake	.364	3-3	11	3	4	2	0	1	2	1	2	3	0-0	.216	12-11	37	5	8	2	0	1	3	3	4	5	0-0
Steinmetz, Hunter	.357	3-3	14	2	5	0	0	0	4	1	1	4	2-2	.333	8-8	36	6	12	1	0	0	7	4	1	5	3-3
Paulsen, Justin	.333	3-3	12	3	4	0	0	0	2	2	0	1	1-1	.294	10-8	34	6	10	0	0	2	9	3	0	5	1-1
Duffy, Jack	.250	3-2	8	0	2	1	0	0	1	0	0	3	1-1	.250	3-2	8	0	2	1	0	0	1	0	0	3	1-1
Millas, Drew	.250	2-2	8	2	2	0	0	0	1	1	0	2	0-0	.250	2-2	8	2	2	0	0	0	1	1	0	2	0-0
Eierman, Jeremy	.231	3-3	13	1	3	1	1	0	2	0	1	6	2-2	.212	8-8	33	4	7	1	1	2	7	0	1	9	3-3
Ruff, Landan	.667	1-1	3	1	2	1	0	0	1	0	0	0	0-0	.667	1-1	3	1	2	1	0	0	1	0	0	0	0-0
Geha, Logan	.500	2-1	2	1	0	0	0	1	2	1	1	0	0-0	.500	2-1	2	2	1	0	0	1	2	1	1	0	0-0
Totals	.356	3-3	101	23	36	6	1	3	18	13	7	24	8-9													
Opponents	.163	3-3	92	7	15	2	0	1	7	9	0	32	5-5													

(All games vs Indiana State Sorted by Earned run avg)

Player	SEASON													CAREER												
	ERA	W-L	App	GS	CG	Sho	Sv	IP	H	R	ER	BB	SO	ERA	W-L	App	GS	CG	Sho	Sv	IP	H	R	ER	BB	SO
Coleman, Dylan	1.29	1-0	1	1	0	0	0	7.0	1	1	1	2	8	3.97	1-0	2	2	0	0	0	11.1	9	5	5	6	14
Still, Doug	1.35	1-0	1	1	0	0	0	6.2	6	1	1	1	10	1.35	1-0	1	1	0	0	0	6.2	6	1	1	1	10
Fromson, Jake	2.08	0-0	3	0	0	0	0	4.1	1	1	1	0	3	3.97	0-1	5	1	0	0	0	11.1	6	5	5	5	8
Knutson, Jordan	6.00	1-0	1	1	0	0	0	6.0	7	4	4	3	6	3.86	2-1	4	4	0	0	0	25.2	21	12	11	11	22
Young, Bryan	0.00	0-0	2	0	0	0	2	2.0	0	0	0	2	5	1.80	0-1	5	0	0	0	3	5.0	5	1	1	4	8
Knight, Austin	0.00	0-0	1	0	0	0	0	0.0	0	0	0	1	0	21.60	0-0	2	1	0	0	0	1.2	6	4	4	1	1
Totals	2.42	3-0	3	3	0	0	2	26.0	15	7	7	9	32													
Opponents	8.49	0-3	3	3	0	0	0	23.1	36	23	22	13	24													

### SERIES HISTORY

Overall: MSU leads 69-44

Overall MSU Streak: Won 5

Last 10 Overall: MSU leads 6-4

Keith Guttin vs. ISU: 69-43

2017 Series: MSU won all three meetings in Springfield, May 12-14

(W, 14-4; W, 4-1; W, 5-2)

MVC Tourney: Tied at 6-6

MSU Tourney Streak: Won 5

Last 10 in MVC Tourney: MSU leads 6-4

MSU longest win streak: 6 (4/24/93-4/1/95)

ISU longest win streak: 4 (twice, last 5/16/01-5/18/02)

### 2017 LINE SCORES

#### Friday, May 12 - Missouri State 14, Indiana State 4

Score	1	2	3	4	5	6	7	8	9	R	H	E
ISU	2	0	2	0	0	0	0	0	X	4	7	1
MSU	0	0	6	2	0	1	3	2	X	14	12	2

WP-Knutson (6-2); LP-Kincanon (5-5); S-None; T-3:20; A-1,274

HR-Burger (20)

#### Saturday, May 13 - Missouri State 4, Indiana State 1

Score	1	2	3	4	5	6	7	8	9	R	H	E
ISU	0	0	0	0	1	0	0	0	0	1	1	0
MSU	0	0	0	0	1	2	0	1	X	4	10	1

WP-Coleman (7-2); LP-Ward (4-3); S-Young (6); Time-2:35; A-888

HR-Geha (1)

#### Sunday, May 14 - Missouri State 5, Indiana State 2

Score	1	2	3	4	5	6	7	8	9	R	H	E
ISU	0	0	0	0	0	0	1	1	0	2	7	0
MSU	0	0	0	1	0	4	0	0	X	5	14	0

WP-Still (7-1); LP-Keaffaber (3-5); S-Young (7)

HR-Giesler (14), Graham (7)

### LAST TOURNAMENT MEETING

May 27, 2016

**Terre Haute, Ind. --** Missouri State matched a 2016 season high with four home runs to overcome an early four-run deficit and stave off elimination at the MVC Championship with an 11-4 victory over host Indiana State at Bob Warn Field.

After falling behind 4-0 after just an inning-and-a-half of play, the Bears scored 11 unanswered runs and used 7 1/3 innings of two-hit relief from Sam Perez.

Missouri State scored six times in the third inning, getting a three-run homer from Jake Burger and a solo shot from Jeremy Eierman to seize the lead for good. The Bears added four runs in the sixth as well, with Justin Paulsen launching the fourth MSU long ball to put the game out of reach.

### PREVIOUS TOURNAMENT RESULTS

Date	Result	Location
5/27/16	W, 11-4	Terre Haute
5/25/16	W, 12-4	Terre Haute
5/21/14	W, 9-1	Terre Haute
5/25/02	W, 5-2	Wichita
5/23/02	W, 11-5	Wichita
5/16/01	L, 4-6	Wichita
5/18/00	L, 4-6	Wichita
5/14/98	W, 16-6	Evansville
5/21/95	L, 5-9	Springfield, Ill.
5/21/95	L, 7-12	Springfield, Ill.
5/13/92	L, 0-5	Wichita
5/17/91	L, 2-4	Wichita

# MISSOURI STATE BASEBALL

2017 Missouri Valley Conference Baseball Championship | Wednesday, May 24 - Saturday, May 27 | Springfield, Mo. | Hammons Field (8,000) | KBFL 1060 AM/96.9 FM | The Valley on ESPN3

## MISSOURI STATE vs. NO. 4 SOUTHERN ILLINOIS

(All games vs Southern Illinois Sorted by Batting avg)

Record: 3-0 Home: 0-0 Away: 3-0 MVC: 3-0

Player	SEASON													CAREER												
	Avg	G-GS	AB	R	H	2B	3B	HR	RBI	BB	Hbp	SO	Sb-Att	Avg	G-GS	AB	R	H	2B	3B	HR	RBI	BB	Hbp	SO	Sb-Att
Duffy, Jack	.417	3-3	12	4	5	3	0	0	3	4	0	1	1-1	.417	3-3	12	4	5	3	0	0	3	4	0	1	1-1
Graham, Blake	.417	3-3	12	4	5	1	0	1	4	4	0	2	0-0	.200	13-11	35	6	7	1	0	1	7	11	2	7	0-0
Privitera, John	.273	3-3	11	1	3	1	0	0	4	2	0	3	0-0	.273	3-3	11	1	3	1	0	0	4	2	0	3	0-0
Eierman, Jeremy	.231	3-3	13	8	3	1	0	1	3	4	0	3	0-0	.217	6-6	23	10	5	1	0	1	5	4	1	9	0-0
Steinmetz, Hunter	.231	3-3	13	3	3	0	0	0	3	3	0	4	1-1	.269	6-6	26	7	7	0	0	0	5	5	1	7	1-1
Paulsen, Justin	.200	3-3	15	4	3	2	0	0	2	1	1	2	0-0	.250	10-9	36	9	9	4	0	1	7	6	2	4	0-0
Millas, Drew	.200	2-2	10	0	2	1	0	0	3	1	0	3	0-0	.200	2-2	10	0	2	1	0	0	3	1	0	3	0-0
Jefferson, Alex	.167	3-2	6	2	1	0	0	0	2	3	0	1	0-0	.200	6-5	20	4	4	1	0	0	3	5	0	4	0-0
Burger, Jake	.133	3-3	15	4	2	0	0	1	4	1	0	4	0-0	.282	9-9	39	9	11	5	0	1	11	4	2	6	0-0
Ruff, Landan	.250	3-1	4	1	1	0	0	0	2	2	0	0	0-0	.200	6-1	5	3	1	0	0	0	2	2	0	0	0-0
Geha, Logan	.000	2-1	3	2	0	0	0	0	1	1	1	2	0-0	.000	2-1	3	2	0	0	0	0	1	1	1	2	0-0
Brown, Matt	.000	1-0	1	0	0	0	0	0	0	0	0	1	0-0	.000	1-0	1	0	0	0	0	0	0	0	0	1	0-0
Skalnik, Ryan	.000	1-0	0	0	0	0	0	0	0	1	0	0	0-0	.000	1-0	0	0	0	0	0	0	0	1	0	0	0-0
Totals	.243	3-3	115	33	28	9	0	3	31	27	2	26	2-2													
Opponents	.243	3-3	115	18	28	8	1	2	16	11	1	27	10-10													

(All games vs Southern Illinois Sorted by Earned run avg)

Player	SEASON													CAREER												
	ERA	W-L	App	GS	CG	Sho	Sv	IP	H	R	ER	BB	SO	ERA	W-L	App	GS	CG	Sho	Sv	IP	H	R	ER	BB	SO
Young, Bryan	0.00	1-0	2	0	0	0	1	3.2	0	0	0	4	6	0.90	1-0	6	0	0	0	3	10.0	3	2	1	7	11
Fromson, Jake	0.00	1-0	2	0	0	0	0	3.2	0	0	0	4	4	10.12	1-0	3	0	0	0	0	5.1	7	6	6	0	5
Knutson, Jordan	4.50	0-0	1	1	0	0	0	6.0	7	5	3	1	5	7.82	0-1	3	3	0	0	0	12.2	18	13	11	6	11
Still, Doug	5.14	0-0	1	1	0	0	0	7.0	8	4	4	0	5	5.14	0-0	1	1	0	0	0	7.0	8	4	4	0	5
Coleman, Dylan	11.57	0-0	1	1	0	0	0	4.2	8	6	6	4	2	6.75	0-1	2	2	0	0	0	10.2	12	9	8	8	8
Knight, Austin	0.00	0-0	1	0	0	0	0	1.1	1	0	0	1	3	13.50	0-1	2	1	0	0	0	5.1	8	8	8	5	7
Moore, Alex	0.00	0-0	1	0	0	0	0	1.0	2	2	0	1	1	0.00	0-0	1	0	0	0	0	1.0	2	2	0	1	1
Witherspoon, Nate	5.40	1-0	1	0	0	0	0	1.2	2	1	1	0	1	5.40	1-0	1	0	0	0	0	1.2	2	1	1	0	1
Totals	4.34	3-0	3	3	0	0	1	29.0	28	18	14	11	27													
Opponents	9.00	0-3	3	3	0	0	0	29.0	28	33	29	27	26													

### SERIES HISTORY

Overall: MSU leads 69-38  
 Overall MSU Streak: Won 3  
 Last 10 Overall: MSU leads 6-4  
 Keith Guttin vs. SIU: 69-38  
 2017 Series: MSU won all three meetings in Carbondale, May 5-7  
 (W, 7-5; W, 19-9; W, 7-5)  
 MVC Tourney: MSU leads 8-5  
 MSU Tourney Streak: Won 1  
 Last 10 in MVC Tourney: MSU leads 7-3  
 MSU longest win streak: 6 (5/10/98-4/15/00)  
 SIU longest win streak: 3 (two times, last 5/6/16-5/8/16)

### 2017 LINE SCORES

#### Friday, May 5 - Missouri State 7, Southern Illinois 5

Score	1	2	3	4	5	6	7	8	9	R	H	E
MSU	0	2	2	0	0	0	0	1	2	7	9	1
SIU	1	0	4	0	0	0	0	0	0	5	7	0

WP-Fromson (6-3); LP-Williams (1-2); S-Young (5); Time-3:16; A-573  
 HR-Hand (4)

#### Saturday, May 6 - Missouri State 19, Southern Illinois 9

Score	1	2	3	4	5	6	7	8	9	R	H	E
MSU	0	4	0	2	3	0	0	1	9	19	12	2
SIU	0	0	2	0	4	0	1	0	2	9	12	1

WP-Witherspoon (3-3); LP-Baird (4-3); S-None; Time-3:30; A-647  
 HR-Burger (19), Graham (6)

#### Sunday, May 7 - Missouri State 7, Southern Illinois 4

Score	1	2	3	4	5	6	7	8	9	10	11	R	H	E
MSU	3	0	0	0	1	0	0	0	0	0	3	7	8	0
SIU	0	1	3	0	0	0	0	0	0	0	0	4	9	3

WP-Young (1-1); LP-Netemeyer (1-1); S-None; Time-3:51; A-497  
 HR-Eierman (18), Hand (5)

### LAST TOURNAMENT MEETING

May 20, 2015

Wichita, Kan. -- Missouri State scored six runs in the first two innings, then cruised to a 7-0 victory behind eight shutout innings from Matt Hall at Eck Stadium. Hall notched his fourth-consecutive double-digit strikeout performance with 11 K's, while allowing just five hits to propel the Bears to their 13th straight win.

Hall (10-2), who fanned the side on three separate occasions, logged his 10th mound victory of the season, matching four previous MSU pitchers for the fourth-best single-season total in program history.

### PREVIOUS TOURNAMENT RESULTS

Date	Result	Location
5/20/15	W, 7-0	Wichita
5/24/12	L, 2-3	Springfield, Mo.
5/24/11	W, 6-4	Omaha
5/26/10	W, 14-10	Wichita
5/21/09	W, 8-4	Wichita
5/23/08	W, 11-6	Wichita
5/24/06	W, 7-5	Wichita
5/26/04	L, 1-3	Springfield, Mo.
5/23/03	L, 4-9	Wichita
5/22/02	W, 14-7	Wichita
5/16/97	W, 17-11	Wichita
5/15/97	L, 4-5	Wichita
5/18/94	L, 1-3	Wichita

# MISSOURI STATE BASEBALL

2017 Missouri Valley Conference Baseball Championship | Wednesday, May 24 - Saturday, May 27 | Springfield, Mo. | Hammons Field (8,000) | KBFL 1060 AM/96.9 FM | The Valley on ESPN3

## MISSOURI STATE vs. NO. 5 WICHITA STATE

(All games vs Wichita State Sorted by Batting avg)

Record: 3-0 Home: 3-0 Away: 0-0 MVC: 3-0

Player	SEASON														CAREER													
	Avg	G-GS	AB	R	H	2B	3B	HR	RBI	BB	Hbp	SO	Sb-Att	Avg	G-GS	AB	R	H	2B	3B	HR	RBI	BB	Hbp	SO	Sb-Att		
Graham,Blake	.727	3-3	11	3	8	3	0	1	9	2	1	1	0-0	.417	10-7	24	4	10	4	0	1	12	6	1	4	0-0		
Millas,Drew	.556	2-2	9	1	5	1	0	0	5	0	0	0	0-0	.556	2-2	9	1	5	1	0	0	5	0	0	0	0-0		
Burger,Jake	.467	3-3	15	7	7	1	0	1	5	2	0	0	1-1	.368	9-9	38	12	14	3	0	1	7	4	1	3	1-1		
Meyer,Aaron	.429	3-3	14	5	6	0	0	1	4	1	0	3	0-0	.359	11-9	39	6	14	3	0	1	5	2	0	9	0-0		
Steinmetz,Hunter	.308	3-3	13	5	4	1	0	0	0	4	0	2	0-0	.308	6-6	26	6	8	2	1	0	3	4	0	3	0-0		
Jefferson,Alex	.300	3-3	10	1	3	0	0	1	2	0	1	4	1-2	.273	7-6	22	3	6	1	0	1	3	1	3	7	1-3		
Eierman,Jeremy	.300	3-3	10	4	3	0	0	1	3	4	1	2	0-0	.350	6-6	20	5	7	0	0	2	6	5	1	4	0-0		
Brown,Matt	.111	3-3	9	1	1	0	0	0	2	4	1	3	0-0	.111	3-3	9	1	1	0	0	0	2	4	1	3	0-0		
Duffy,Jack	.100	3-3	10	1	1	0	0	0	0	2	2	3	0-1	.100	3-3	10	1	1	0	0	0	0	2	2	3	0-1		
Geha,Logan	.500	1-1	2	3	1	0	0	0	0	2	1	0	0-0	.500	1-1	2	3	1	0	0	0	0	2	1	0	0-0		
Paulsen,Justin	.000	1-0	1	0	0	0	0	0	0	0	0	1	0-0	.367	9-8	30	7	11	5	0	0	8	5	0	2	1-1		
Skalnik,Ryan	.000	1-0	1	0	0	0	0	0	0	0	0	1	0-0	.000	1-0	1	0	0	0	0	0	0	0	0	1	0-0		
Ruff,Landan	.000	2-0	1	1	0	0	0	0	1	0	0	1	0-0	.000	4-0	1	2	0	0	0	0	1	0	0	1	0-0		
Privitera,John	.000	2-0	0	1	0	0	0	0	0	0	0	0	0-0	.000	2-0	0	1	0	0	0	0	0	0	0	0	0-0		
Totals	.368	3-3	106	33	39	6	0	5	31	21	7	21	2-4															
Opponents	.204	3-3	98	10	20	1	1	4	8	9	1	25	1-1															

(All games vs Wichita State Sorted by Earned run avg)

Player	SEASON														CAREER													
	ERA	W-L	App	GS	CG	Sho	Sv	IP	H	R	ER	BB	SO	ERA	W-L	App	GS	CG	Sho	Sv	IP	H	R	ER	BB	SO		
Still,Doug	1.29	1-0	1	1	0	0	0	7.0	5	1	1	3	5	1.29	1-0	1	1	0	0	0	7.0	5	1	1	3	5		
Coleman,Dylan	3.86	1-0	1	1	0	0	0	7.0	6	4	3	1	5	2.92	2-0	2	2	0	0	0	12.1	8	5	4	7	11		
Knutson,Jordan	4.76	0-0	1	1	0	0	0	5.2	4	4	3	2	6	4.91	1-1	5	4	0	0	0	22.0	25	13	12	10	19		
Witherspoon,Nate	0.00	0-0	2	0	0	0	0	2.1	1	0	0	1	2	0.00	0-0	2	0	0	0	0	2.1	1	0	0	1	2		
Moore,Alex	0.00	0-0	1	0	0	0	0	1.2	1	0	0	0	1	0.00	0-0	1	0	0	0	0	1.2	1	0	0	0	1		
Young,Bryan	0.00	0-0	1	0	0	0	0	1.0	0	0	0	1	2	1.17	1-0	4	0	0	0	1	7.2	4	1	1	7	8		
Fromson,Jake	3.86	1-0	1	0	0	0	0	2.1	3	1	1	1	4	1.50	1-0	2	0	0	0	1	6.0	4	1	1	1	9		
Totals	2.67	3-0	3	3	0	0	0	27.0	20	10	8	9	25															
Opponents	12.00	0-3	3	3	0	0	0	24.0	39	33	32	21	21															

## SERIES HISTORY

**Overall:** WSU leads 66-45  
**Overall MSU Streak:** Won 3  
**Last 10 Overall:** MSU leads 8-2  
**Keith Guttin vs. WSU:** 45-66  
**2017 Series:** MSU won all three meetings in Springfield, April 22-23 (W, 12-5; W, 13-4; W, 8-1)  
**MVC Tourney:** WSU leads 11-8  
**MSU Tourney Streak:** Won 3  
**Last 10 in MVC Tourney:** WSU leads 6-4  
**MSU longest win streak:** 6 (3/23/14-5/22/15)  
**WSU longest win streak:** 16 (5/4/03-4/22/07)

## 2017 LINE SCORES

Friday, April 22 - Missouri State 12, Wichita State 5

Score	1	2	3	4	5	6	7	8	9	R	H	E
WSU	0	2	0	0	0	2	1	0	0	5	7	1
MSU	0	1	0	0	2	2	0	7	X	12	13	0

WP-Fromson (5-3); LP-Biechler (1-2); S-None; Time-3:46; A-777  
 HR-Bohm 2 (7), Schwanke (1), Eierman (15)

Saturday, April 23 - Missouri State 13, Wichita State 4 (Game 1)

Score	1	2	3	4	5	6	7	8	9	R	H	E
WSU	0	0	0	0	0	0	4	0	0	4	7	1
MSU	1	0	0	5	0	1	5	1	X	13	13	2

WP-Coleman (5-2); LP-Tyler (4-4); S-None; Time-3:13  
 HR-Croft (3), Burger (17), Graham (5), Jefferson (3)

Saturday, April 23 - Missouri State 8, Wichita State 1 (Game 2)

Score	1	2	3	4	5	6	7	8	9	R	H	E
WSU	0	0	0	1	0	0	0	0	0	1	6	0
MSU	3	0	0	1	0	0	2	2	X	8	13	1

WP-Still (6-1); LP-Barnhouse (2-3); S-None; T-3:11; A-1,157  
 HR-Meyer (4)

## LAST TOURNAMENT MEETING

May 22, 2015

**Wichita, Kan. --** Missouri State took control of a see-saw battle against Wichita State with four unanswered runs to secure a spot in the title game of the Missouri Valley Conference Championship with a 6-4 victory over the Shockers at Eck Stadium. Eric Cheray singled home a pair of runs — including the go-ahead tally in the fifth inning — and reached base safely in each of his five plate appearances to lead the Bears to their 15th consecutive victory and their fifth win over the Shockers in 2015.

In a contest that featured four lead changes in the first five innings, the Bears delivered the decisive blow, scoring a total of four runs over a three-inning span to gain the upper hand for good. With the victory, MSU (44-10) advanced to its seventh MVC tourney final and improved to 21-3 on the year versus Valley opponents.

## PREVIOUS TOURNAMENT RESULTS

Date	Result	Location
5/22/15	W, 6-4	Wichita
5/21/15	W, 8-1	Wichita
5/23/12	W, 7-0	Hammons Field
5/25/10	L, 2-6	Wichita
5/24/08	L, 10-12	Wichita
5/23/08	L, 3-20 (7)	Wichita
5/23/07	W, 5-2	Wichita
5/28/04	L, 1-15	Hammons Field
5/23/03	L, 8-9 (11)	Wichita
5/26/02	L, 6-7 (11)	Wichita
5/26/02	W, 12-8 (10)	Wichita
5/24/02	L, 0-3	Wichita
5/17/01	W, 7-3	Wichita
5/19/00	L, 3-7	Wichita
5/15/98	L, 9-19	Evansville
5/17/97	W, 8-4	Wichita
5/17/96	W, 8-7	Wichita
5/19/94	L, 0-11	Wichita
5/14/92	L, 4-8	Wichita

# MISSOURI STATE BASEBALL

2017 Missouri Valley Conference Baseball Championship | Wednesday, May 24 - Saturday, May 27 | Springfield, Mo. | Hammons Field (8,000) | KBFL 1060 AM/96.9 FM | The Valley on ESPN3

## MISSOURI STATE vs. NO. 6 EVANSVILLE

(All games vs Evansville Sorted by Batting avg)

Record: 2-0 Home: 0-0 Away: 2-0 MVC: 2-0

Player	SEASON													CAREER												
	Avg	G-GS	AB	R	H	2B	3B	HR	RBI	BB	Hbp	SO	Sb-Att	Avg	G-GS	AB	R	H	2B	3B	HR	RBI	BB	Hbp	SO	Sb-Att
Eierman,Jeremy	.429	2-2	7	4	3	0	0	2	5	3	1	2	1-1	.389	5-5	18	6	7	0	0	4	10	5	1	5	1-1
Paulsen,Justin	.333	2-2	12	1	4	3	0	0	5	0	0	2	0-0	.406	8-8	32	6	13	4	0	1	10	6	0	7	0-0
Burger,Jake	.333	2-2	6	3	2	0	0	1	1	6	0	4	0-0	.333	8-7	30	11	10	0	0	3	8	7	1	7	0-0
Graham,Blake	.250	2-2	12	1	3	1	0	0	2	0	0	2	0-0	.256	11-7	39	5	10	1	1	0	5	0	1	4	0-0
Millas,Drew	.250	2-1	8	2	2	0	0	0	1	1	0	2	1-1	.250	2-1	8	2	2	0	0	0	1	1	0	2	1-1
Steinmetz,Hunter	.222	2-2	9	4	2	0	0	0	3	3	0	2	0-0	.227	5-5	22	7	5	1	0	0	3	4	0	3	0-0
Jefferson,Alex	.200	2-2	5	3	1	0	0	0	0	6	0	3	0-0	.125	7-5	16	4	2	0	0	0	0	7	0	5	1-1
Duffy,Jack	.167	2-2	6	2	1	1	0	0	1	2	0	1	0-0	.167	2-2	6	2	1	1	0	0	1	2	0	1	0-0
Privitera,John	.167	2-2	6	2	1	0	0	0	2	2	0	2	0-0	.167	2-2	6	2	1	0	0	0	2	2	0	2	0-0
Ruff,Landan	.000	2-0	2	0	0	0	0	0	0	0	0	1	0-0	.000	2-0	2	0	0	0	0	0	0	0	0	1	0-0
Geha,Logan	.000	1-1	1	0	0	0	0	0	0	0	0	0	0-0	.000	1-1	1	0	0	0	0	0	0	0	0	0	0-0
Totals	.257	2-2	74	22	19	5	0	3	20	23	1	21	2-2													
Opponents	.254	2-2	71	13	18	4	0	3	11	10	2	22	2-2													

(All games vs Evansville Sorted by Earned run avg)

Player	SEASON													CAREER												
	ERA	W-L	App	GS	CG	Sho	Sv	IP	H	R	ER	BB	SO	ERA	W-L	App	GS	CG	Sho	Sv	IP	H	R	ER	BB	SO
Fromson,Jake	0.00	0-0	2	0	0	0	0	3.1	1	0	0	1	5	2.61	0-0	4	0	0	0	0	10.1	10	3	3	2	15
Still,Doug	6.35	0-0	1	1	0	0	0	5.2	9	5	4	1	5	6.35	0-0	1	1	0	0	0	5.2	9	5	4	1	5
Knutson,Jordan	9.00	0-0	1	1	0	0	0	3.0	5	3	3	0	4	4.20	1-1	3	3	0	0	0	15.0	19	13	7	8	18
Coleman,Dylan	9.64	1-0	1	0	0	0	0	4.2	3	5	5	5	7	9.31	2-0	2	1	0	0	0	9.2	8	10	10	9	10
Young,Bryan	0.00	0-0	1	0	0	0	0	1.0	0	0	0	3	1	1.23	1-0	4	0	0	0	1	7.1	4	2	1	4	12
Lochner,Jake	0.00	1-0	1	0	0	0	0	0.1	0	0	0	0	0	6.75	1-0	2	0	0	0	0	1.1	0	1	1	2	0
Totals	6.00	2-0	2	2	0	0	0	18.0	18	13	12	10	22													
Opponents	8.00	0-2	2	2	0	0	0	18.0	19	22	16	23	21													

### SERIES HISTORY

Overall: MSU leads 53-40  
 Overall MSU Streak: Won 2  
 Last 10 Overall: MSU leads 8-2  
 Keith Guttin vs. UE: 53-40  
 2017 Series: MSU won both meetings in Evansville, April 28-29  
 (W, 13-8; W, 9-5)  
 MVC Tourney: UE leads 7-6  
 MSU Tourney Streak: Lost 1  
 Last 10 in MVC Tourney: UE leads 7-3  
 MSU longest win streak: 10 (5/7/04-5/14/06)  
 UE longest win streak: 4 (4/1/00-4/6/01)

### 2017 LINE SCORES

Friday, April 28 - Missouri State 13, Evansville 8

Score	1	2	3	4	5	6	7	8	9	R	H	E
MSU	0	0	0	7	0	2	4	0	0	13	8	0
UE	1	2	0	2	2	0	0	1	0	8	9	2

WP-Coleman (6-3); LP-Schnieders (2-6); S-None; Time-3:36; A-211  
 HR-Eierman 2 (17), Tokarek (7)

Saturday, April 29 - Missouri State 9, Evansville 5

Score	1	2	3	4	5	6	7	8	9	R	H	E
MSU	0	0	0	0	0	0	6	1	2	9	11	2
UE	1	0	1	2	0	1	0	0	0	5	9	4

WP-Lochner (1-0); LP-Gomer (1-3); S-None; Time-3:48; A-441  
 HR-Burger (18), Williams 2 (5)

### LAST TOURNAMENT MEETING

May 23, 2013

Normal, Ill. -- Evansville scored four unanswered runs to overcome an early deficit and hand Missouri State a season-ending 4-2 setback at Duffy Bass Field. MSU fell victim to a shutdown pitching performance for the second day in a row, as Purple Aces starter Josh Biggs limited the Bears to a pair of first-inning runs over eight innings to earn the victory.

Biggs (3-2) scattered seven hits and two walks while striking out three Bears, and closer Jake Naumann worked around a one-out walk and an error in the ninth to preserve the win for Evansville.

Chris Pearson led Evansville's offensive charge, reaching base in four of his five trips to the plate and igniting each of the Aces' first two scoring rallies. The senior catcher finished the day 3-for-4 with a walk and two runs scored, and Jake Mahon and Shain Showers added two hits for UE as well.

### PREVIOUS TOURNAMENT RESULTS

Date	Result	Location
5/23/13	L, 2-4	Normal
5/21/13	W, 2-1	Normal
5/27/10	L, 2-7	Wichita
5/24/07	L, 7-11	Hammons Field
5/27/06	L, 1-2	Wichita
5/27/06	L, 4-8	Wichita
5/27/04	W, 11-6	Hammons Field
5/18/01	L, 2-3	Wichita
5/17/00	W, 9-4	Wichita
5/15/98	L, 10-11	Evansville
5/16/97	W, 13-4	Wichita
5/16/96	W, 22-4	Wichita
5/17/95	W, 5-1	Springfield, Ill.

# MISSOURI STATE BASEBALL

2017 Missouri Valley Conference Baseball Championship | Wednesday, May 24 - Saturday, May 27 | Springfield, Mo. | Hammons Field (8,000) | KBFL 1060 AM/96.9 FM | The Valley on ESPN3

## MISSOURI STATE vs. NO. 7 BRADLEY

(All games vs Bradley Sorted by Batting avg)

Record: 3-0 Home: 3-0 Away: 0-0 MVC: 3-0

Player	SEASON											CAREER														
	Avg	G-GS	AB	R	H	2B	3B	HR	RBI	BB	Hbp	SO	Sb-Att	Avg	G-GS	AB	R	H	2B	3B	HR	RBI	BB	Hbp	SO	Sb-Att
Eierman,Jeremy	.500	3-3	12	4	6	0	0	3	7	2	0	2	0-0	.313	8-8	32	6	10	2	0	4	10	2	0	9	0-0
Burger,Jake	.455	3-3	11	4	5	1	0	2	5	4	0	1	0-0	.200	11-10	40	6	8	3	0	3	9	4	0	9	0-0
Paulsen,Justin	.357	3-3	14	3	5	2	0	0	3	1	0	2	0-0	.293	12-12	41	7	12	3	1	2	6	7	0	5	0-0
Meyer,Aaron	.286	3-3	14	2	4	1	0	0	2	0	0	1	0-0	.286	12-9	35	5	10	1	0	0	2	3	0	5	0-0
Steinmetz,Hunter	.250	3-3	12	4	3	1	0	0	2	2	0	1	0-0	.125	8-8	32	6	4	2	0	0	4	3	0	4	0-0
Ruff,Landan	.167	3-2	6	4	1	1	0	0	2	3	0	1	0-0	.250	8-2	8	6	2	1	0	0	2	3	0	2	0-0
Jefferson,Alex	.143	3-3	7	3	1	1	0	0	2	3	1	1	0-0	.219	13-10	32	10	7	1	0	1	5	5	1	7	1-1
Graham,Blake	.143	3-2	7	1	1	0	0	0	1	1	0	2	0-0	.212	14-9	33	2	7	0	0	0	6	4	0	5	0-1
Millas,Drew	.400	2-1	5	0	2	1	0	0	1	1	1	0	0-0	.400	2-1	5	0	2	1	0	0	1	1	1	0	0-0
Skalnik,Ryan	.250	3-1	4	0	1	0	0	0	0	1	0	0	0-0	.250	3-1	4	0	1	0	0	0	0	1	0	0	0-0
Geha,Logan	.250	2-2	4	2	1	0	0	0	1	2	0	0	0-0	.250	2-2	4	2	1	0	0	0	1	2	0	0	0-0
Duffy,Jack	.000	2-1	1	0	0	0	0	0	0	0	0	0	0-0	.000	2-1	1	0	0	0	0	0	0	0	0	0	0-0
Totals	.309	3-3	97	27	30	8	0	5	26	20	2	11	0-0													
Opponents	.223	3-3	103	8	23	2	0	1	7	6	3	22	1-1													

(All games vs Bradley Sorted by Earned run avg)

Player	SEASON											CAREER														
	ERA	W-L	App	GS	CG	Sho	Sv	IP	H	R	ER	BB	SO	ERA	W-L	App	GS	CG	Sho	Sv	IP	H	R	ER	BB	SO
Fromson,Jake	0.00	1-0	1	0	0	0	0	5.0	3	1	0	1	5	4.22	1-1	3	1	0	0	0	10.2	10	6	5	6	12
Still,Doug	2.57	1-0	1	1	0	0	0	7.0	4	2	2	1	4	2.57	1-0	1	1	0	0	0	7.0	4	2	2	1	4
Knutson,Jordan	3.00	0-0	1	1	0	0	0	6.0	8	2	2	0	7	2.62	2-0	4	4	0	0	0	24.0	22	8	7	4	23
Coleman,Dylan	3.86	1-0	1	1	1	0	0	7.0	8	3	3	3	5	4.05	1-1	3	2	1	0	0	13.1	17	10	6	8	13
Lochner,Jake	0.00	0-0	1	0	0	0	0	1.0	0	0	0	1	0	0.00	0-0	2	0	0	0	0	2.2	1	0	0	5	2
Young,Bryan	0.00	0-0	1	0	0	0	0	1.0	0	0	0	0	1	3.38	0-1	5	0	0	0	3	5.1	5	2	2	2	5
Totals	2.33	3-0	3	3	1	0	0	27.0	23	8	7	6	22													
Opponents	9.62	0-3	3	3	0	0	0	24.1	30	27	26	20	11													

## SERIES HISTORY

Overall: MSU leads, 66-36

Overall MSU Streak: Won 5

Last 10 Overall: MSU leads 8-2

Keith Guttin vs. BU: 65-36

2017 Series: MSU won all three meetings in Springfield, March 30-April 2  
(W, 5-3; W, 13-3; W, 9-2)

MVC Tourney: MSU leads, 9-5

MSU Tourney Streak: Won 2

MSU longest win streak: 7 (4/12/14-4/8/16)

BU longest win streak: 3 (four times, last 4/9/10-4/11/10)

## 2017 LINE SCORES

Friday, March 31 - Missouri State 5, Bradley 3

Score	1	2	3	4	5	6	7	8	9	10	11	R	H	E
BU	2	0	0	0	0	0	0	1	0	0	0	3	11	1
MSU	0	1	0	1	1	0	0	0	0	0	2	5	8	1

WP-Fromson (3-2); LP-Scheuermann (0-3); S-None; Time-3:19; A-471

HR- Burger (10), Eierman (8)

Saturday, April 1 - Missouri State 13, Bradley 3

Score	1	2	3	4	5	6	7	8	9	R	H	E
BU	2	0	0	0	0	1	0	X	X	3	8	0
MSU	0	2	0	0	10	1	X	X	X	13	10	1

WP-Coleman (3-1); LP-Gray (0-1); S-None; Time-2:15; A-748

HR-Shadid (1), Burger (11), Eierman 2 (10)

Sunday, April 2 - Missouri State 9, Bradley 2

Score	1	2	3	4	5	6	7	8	9	R	H	E
BU	0	1	0	0	0	0	1	0	0	2	4	0
MSU	0	2	0	0	1	2	0	4	X	9	12	0

WP-Still (3-1); LP-Cook (6-1); S-None; Time-2:29; A-579

## LAST TOURNAMENT MEETING

May 28, 2016

**Terre Haute, Ind. --** Missouri State powered up to build an early lead, then turned to its bullpen to secure a 3-2 victory and a spot in the 2016 MVC Championship title game at Bob Warn Field.

The Bears won their third-straight elimination contest thanks to second-inning, back-to-back home runs by Spencer Johnson and Justin Paulsen and the familiar combination of pitching and defense to earn a shot at its second MVC Tournament championship in as many years.

Pitching on just two days of rest, Jordan Knutson held the Braves to just one run on four hits over 4 2/3 innings, before the shutdown duo of Sam Perez and Bryan Young closed out MSU's fourth win at the Championship by allowing a single ninth-inning run over a combined 4.1 innings.

## PREVIOUS TOURNAMENT RESULTS

Date	Result	Location
5/28/16	W, 3-2	Terre Haute
5/27/16	W, 13-3	Terre Haute
5/26/16	L, 0-10	Terre Haute
5/24/15	W, 5-2	Wichita
5/22/14	W, 7-2	Terre Haute
5/24/12	W, 11-8	Hammons Field
5/22/12	L, 3-5	Hammons Field
5/25/07	L, 3-8	Hammons Field
5/26/06	W, 8-3	Wichita
5/20/99	W, 10-9	Wichita
5/18/96	W, 13-6	Wichita
5/18/96	L, 10-11	Wichita
5/15/96	W, 21-5	Wichita
5/15/91	L, 4-10	Wichita

# MISSOURI STATE BASEBALL

2017 Missouri Valley Conference Baseball Championship | Wednesday, May 24 - Saturday, May 27 | Springfield, Mo. | Hammons Field (8,000) | KBFL 1060 AM/96.9 FM | The Valley on ESPN3

## MISSOURI STATE vs. NO. 8 ILLINOIS STATE

(All games vs Illinois State Sorted by Batting avg)

Record: 1-1 Home: 0-0 Away: 1-1 MVC: 1-1

Player	SEASON													CAREER												
	Avg	G-GS	AB	R	H	2B	3B	HR	RBI	BB	Hbp	SO	Sb-Att	Avg	G-GS	AB	R	H	2B	3B	HR	RBI	BB	Hbp	SO	Sb-Att
Privitera, John	.429	2-2	7	3	3	0	0	0	1	1	0	3	1-1	.429	2-2	7	3	3	0	0	0	1	1	0	3	1-1
Paulsen, Justin	.375	2-2	8	2	3	2	0	0	2	1	0	0	0-0	.258	8-8	31	4	8	4	1	0	7	3	1	6	1-1
Burger, Jake	.375	2-2	8	0	3	0	0	0	1	1	0	1	0-0	.303	8-8	33	3	10	3	1	0	10	5	0	4	1-1
Steinmetz, Hunter	.286	2-2	7	3	2	1	0	1	3	3	0	0	0-0	.316	5-5	19	7	6	1	0	1	4	6	0	4	0-0
Graham, Blake	.250	2-2	8	1	2	0	0	1	3	1	0	1	0-0	.357	11-8	28	8	10	2	1	1	6	6	2	5	1-1
Jefferson, Alex	.125	2-2	8	0	1	0	0	0	0	1	0	4	0-0	.250	8-6	24	2	6	1	1	0	3	1	3	8	0-0
Duffy, Jack	.000	2-1	5	1	0	0	0	0	0	1	0	2	1-1	.000	2-1	5	1	0	0	0	0	0	1	0	2	1-1
Eierman, Jeremy	.000	2-2	5	1	0	0	0	0	2	2	1	2	0-0	.278	5-5	18	5	5	1	1	0	10	2	1	4	0-0
Millas, Drew	.000	1-1	5	0	0	0	0	0	0	0	0	3	0-0	.000	1-1	5	0	0	0	0	0	0	0	0	3	0-0
Geha, Logan	.000	1-1	3	1	0	0	0	0	0	0	1	0	0-0	.000	1-1	3	1	0	0	0	0	0	0	1	0	0-0
Ruff, Landan	.000	2-1	3	0	0	0	0	0	0	0	0	2	0-0	.000	4-1	3	1	0	0	0	0	0	0	0	2	0-0
Totals	.209	2-2	67	12	14	3	0	2	12	11	2	18	2-2													
Opponents	.234	2-2	64	13	15	6	0	2	13	9	1	19	1-2													

(All games vs Illinois State Sorted by Earned run avg)

Player	SEASON													CAREER												
	ERA	W-L	App	GS	CG	Sho	Sv	IP	H	R	ER	BB	SO	ERA	W-L	App	GS	CG	Sho	Sv	IP	H	R	ER	BB	SO
Fromson, Jake	0.00	1-0	1	0	0	0	0	4.1	1	0	0	0	8	1.80	2-0	2	1	0	0	0	10.0	11	2	2	0	14
Coleman, Dylan	9.00	0-1	1	1	0	0	0	5.0	2	5	5	5	6	6.75	0-1	2	2	0	0	0	9.1	10	7	7	11	12
Knight, Austin	9.00	0-0	1	0	0	0	0	3.0	4	3	3	3	1	9.00	0-0	1	0	0	0	0	3.0	4	3	3	3	1
Knutson, Jordan	9.82	0-0	1	1	0	0	0	3.2	7	4	4	1	2	5.51	1-0	4	3	0	0	0	16.1	16	12	10	8	7
Young, Bryan	9.00	0-0	1	0	0	0	0	1.0	1	1	1	0	2	1.80	2-0	4	0	0	0	1	5.0	3	1	1	2	8
Totals	6.88	1-1	2	2	0	0	0	17.0	15	13	13	9	19													
Opponents	6.00	1-1	2	2	0	0	1	18.0	14	12	12	11	18													

## SERIES HISTORY

Overall: MSU leads 58-40  
 Overall MSU Streak: Lost 1  
 Last 10 Overall: MSU leads 6-4  
 Keith Guttin vs. ISU: 58-38  
 2017 Series: MSU split two meetings in Normal, May 18-19  
 (W, 8-5; L, 4-8)  
 MVC Tourney: Tied 3-3  
 MSU Tourney Streak: Lost 1  
 Last 10 in MVC Tourney: Tied 3-3  
 MSU longest win streak: 10 (5/7/04-5/14/06)  
 ISU longest win streak: 4 (4/1/00-4/6/01)

## 2017 LINE SCORES

Thursday, May 18 - Missouri State 8, Illinois State 5

Score	1	2	3	4	5	6	7	8	9	R	H	E
MSU	0	2	2	1	0	2	0	1	0	8	9	1
ISU	0	0	0	4	0	0	0	0	1	5	9	1

WP-Fromson (7-3); LP-Huffman (3-5); Time-3:26; A-336  
 HR-Graham (8), Sadler (4)

Friday, May 19 - Illinois State 8, Missouri State 4

Score	1	2	3	4	5	6	7	8	9	R	H	E
MSU	0	0	0	0	0	0	0	3	1	4	5	0
ISU	4	0	0	0	1	1	0	2	X	8	6	1

WP-Walker (1-2); LP-Coleman (7-3); S-Cross (2); Time-2:51; A-209  
 HR-Steinmetz (4), Braithwaite (5)

## LAST TOURNAMENT MEETING

May 22, 2013

Normal, Ill. -- Illinois State used a four-run rally and standout pitching from Dan Savas to a 6-1 victory over the Missouri State Bears in round-two action at the 2013 Missouri Valley Conference Baseball Championship at Duffy Bass Field. The Redbirds scored four times in the bottom of the third to build a 5-0 lead, then let Savas do the rest to earn his 10th victory of the season with a complete-game effort.

Savas, who matched a career high with 12 strikeouts to become the first ISU pitcher in the Division I era to log 10 wins in a season, set the tone for the evening right from the get-go, striking out the side in the first and fanning seven of the first 11 Bears he faced. The Bears' lone hit over the first three frames came from Keenen Maddox, who singled with one out in the second for the 200th hit of his Missouri State career.

## PREVIOUS TOURNAMENT RESULTS

Date	Result	Location
5/22/13	L, 1-6	Normal
5/20/09	W, 9-6	Wichita
5/19/99	L, 0-9	Wichita
5/13/98	W, 12-11	Evansville
5/14/97	W, 4-2	Wichita
5/20/93	L, 3-5	Wichita

# MISSOURI STATE BASEBALL

2017 Missouri Valley Conference Baseball Championship | Wednesday, May 24 - Saturday, May 27 | Springfield, Mo. | Hammons Field (8,000) | KBFL 1060 AM/96.9 FM | The Valley on ESPN3

## MISSOURI STATE at 2016 MVC CHAMPIONSHIP

Statistics Summary for Missouri State (as of May 17, 2017)  
(2016 MVC Championship)

Record: 4-2 Home: 0-0 Away: 2-0 Neutral: 2-2 MVC: 0-0

Date	Opponent	Score
@5/25	at Indiana State	w 12-4
@5/26	vs Bradley	L 0-10
@5/27	at Indiana State	w 11-4
@5/27	vs Bradley	w 13-3
@5/28	vs Bradley	w 3-2
@5/28	vs Dallas Baptist	L 3-4

Player	avg	gp-qs	ab	r	h	2b	3b	hr	rbi	bb	hbp	so	sb-att
Meyer,Aaron	.650	6-6	20	5	13	1	1	0	3	3	0	2	1-1
Paulsen,Justin	.409	6-6	22	4	9	0	0	2	5	3	0	1	0-0
Castro,Eduardo	.346	6-5	26	5	9	4	0	1	5	1	0	7	0-0
Johnson,Spencer	.320	6-6	25	6	8	1	0	5	7	4	0	3	0-0
Graham,Blake	.300	6-6	20	3	6	0	0	1	2	1	1	1	0-0
Steinmetz,Hunter	.240	6-6	25	5	6	3	0	0	6	4	0	3	1-1
Burger,Jake	.222	6-6	27	3	6	1	1	2	8	0	0	5	0-0
Eierman,Jeremy	.222	6-6	27	2	6	1	0	1	1	0	0	7	1-1
Dezort,Matt	.167	4-3	12	3	2	0	0	0	3	1	0	1	0-0
-----													
Ruff,Landan	1.000	1-0	1	1	1	0	0	0	0	0	0	0	0-0
Jefferson,Alex	.455	5-3	11	5	5	1	0	0	1	3	0	3	0-0
Fultz,Matt	.000	1-1	0	0	0	0	0	0	0	0	0	0	0-0
Totals	.329	6	216	42	71	12	2	12	41	20	1	33	3-3
Opponents	.232	6	194	27	45	9	2	2	23	34	7	57	2-4

LOB - Team (43), Opp (59). DPs turned - Team (3), Opp (8). CI - Team (1), Fultz,M. 1.

Player	era	w-l	app	gs	cq	sh	sv	ip	h	r	er	bb	so
Perez,Sam	0.00	2-0	3	0	0	0	0	12.2	5	0	0	5	19
Young,Bryan	2.70	0-1	2	0	0	0	1	6.2	4	2	2	4	7
Cheray,Andy	3.38	1-0	1	1	1	0	0	8.0	7	3	3	3	8
Knutson,Jordan	4.09	1-0	2	2	0	0	0	11.0	9	5	5	5	9
Coleman,Dylan	7.11	0-0	2	1	0	0	0	6.1	8	8	5	5	6
-----													
Dunne,Ryan	0.00	0-0	2	0	0	0	0	2.0	0	0	0	3	0
Lochner,Jake	0.00	0-0	1	0	0	0	0	1.2	1	0	0	4	2
Fromson,Jake	12.27	0-1	2	1	0	0	0	3.2	5	5	5	5	5
Knight,Austin	21.60	0-0	1	1	0	0	0	1.2	6	4	4	0	1
Totals	4.02	4-2	6	6	1	0	1	53.2	45	27	24	34	57
Opponents	7.27	2-4	6	6	1	1	0	52.0	71	42	42	20	33

PB - Team (1), Castro,E. 1.

Score by innings	1	2	3	4	5	6	7	8	9	EX	Total
Missouri State	0	8	7	1	3	8	7	7	1	0	42
Opponents	5	4	5	6	2	2	0	1	1	1	27

Win-loss breakouts: Day 2-0; Night 2-2; vs Left 2-1; vs Right 2-1;  
1-run games 1-1; 2-run games 0-0; 5+run games 3-1; Extra innings 0-1; Shutouts 0-1.  
Current streak: Lost 1; Longest winning streak: 3; Longest losing streak: 1.

# MISSOURI STATE BASEBALL

2017 Missouri Valley Conference Baseball Championship | Wednesday, May 24 - Saturday, May 27 | Springfield, Mo. | Hammons Field (8,000) | KBFL 1060 AM/96.9 FM | The Valley on ESPN3

## MISSOURI STATE at 2015 MVC CHAMPIONSHIP

### Statistics Summary for Missouri State (as of May 22, 2016) (2015 MVC Championship)

Record: 4-0 Home: 0-0 Away: 2-0 Neutral: 2-0 MVC: 0-0

Date	Opponent	Score	Player	avg	gp-gs	ab	r	h	2b	3b	hr	rbi	bb	hbp	so	sb-att
5/20	vs Southern Illinois	w 7-0	Cheray, Eric	.533	4-4	15	1	8	0	0	0	6	3	0	2	0-0
5/21	at Wichita State	w 8-1	Becker, Dylan	.357	4-4	14	6	5	2	0	1	4	3	2	2	0-1
5/22	at Wichita State	w 6-4	Jefferson, Alex	.273	3-3	11	2	3	1	0	0	1	1	0	3	0-0
5/24	vs Bradley	w 5-2	Matheny, Tate	.267	4-4	15	6	4	2	0	0	3	1	1	4	0-0
			Hawkins, Joey	.200	4-4	15	3	3	0	0	0	3	2	0	1	0-0
			Johnson, Spencer	.200	4-4	10	2	2	1	0	0	3	7	0	4	0-1
			Fultz, Matt	.167	4-4	12	2	2	0	1	0	1	1	1	3	0-0
			Graham, Blake	.125	4-2	8	0	1	0	0	0	1	0	0	1	0-0
			Paulsen, Justin	.000	4-4	11	1	0	0	0	0	3	4	0	0	1-1
-----																
			Kay, Cory	.286	3-2	7	2	2	1	0	0	0	0	0	3	0-0
			Meyer, Aaron	.250	1-1	4	0	1	0	0	0	0	0	0	2	0-0
			Burger, Jake	.000	1-0	1	0	0	0	0	0	0	0	0	0	0-0
			Castro, Eduardo	.000	1-0	0	0	0	0	0	0	0	0	0	0	0-0
			Ruff, Landan	.000	2-0	0	1	0	0	0	0	0	0	0	0	0-0
			Dezort, Matt	.000	1-0	0	0	0	0	0	0	0	1	0	0	0-0
Totals				.252	4	123	26	31	7	1	1	25	23	4	25	1-3
Opponents				.226	4	133	7	30	5	0	0	6	14	2	39	4-5

LOB - Team (30), Opp (35). DPs turned - Team (5), Opp (3).

Player	era	w-l	app	gs	cg	sh	sv	ip	h	r	er	bb	so		
Hall, Matt	0.00	1-0	2	1	0	0	0	9.2	5	0	0	4	16		
Harris, Jon	0.00	1-0	1	1	0	0	0	7.0	4	0	0	3	6		
Cheray, Andy	0.00	0-0	1	1	0	0	0	4.2	3	2	0	1	0		
Perez, Sam	2.08	1-0	3	0	0	0	0	4.1	5	1	1	1	4		
Knutson, Jordan	4.76	1-0	1	1	0	0	0	5.2	9	3	3	4	4		
-----															
Merciez, Zach	0.00	0-0	2	0	0	0	0	2.0	1	0	0	0	5		
Young, Bryan	3.38	0-0	2	0	0	0	2	2.2	3	1	1	1	4		
Totals			1.25	4-0	4	4	0	1	2	36.0	30	7	5	14	39
Opponents			6.35	0-4	4	4	0	0	0	34.0	31	26	24	23	25

PB - Team (0), Opp (1).

Score by innings	1	2	3	4	5	6	7	8	9	Total
Missouri State	5	2	2	1	3	8	3	1	1	26
Opponents	2	0	1	2	0	0	0	1	1	7

Win-loss breakouts: Day 2-0; Night 2-0; vs Left 2-0; vs Right 2-0;  
1-run games 0-0; 2-run games 1-0; 5+run games 2-0; Extra inns 0-0; Shutouts 1-0.  
Current streak: Won 4; Longest winning streak: 4; Longest losing streak: 0.

# MISSOURI STATE BASEBALL

2017 Missouri Valley Conference Baseball Championship | Wednesday, May 24 - Saturday, May 27 | Springfield, Mo. | Hammons Field (8,000) | KBFL 1060 AM/96.9 FM | The Valley on ESPN3

## 2017 SEASON RESULTS

Date	MSU Totals	Opponent	Opp. Totals	W/L	Record	Winner	Loser	Save	Highlights
2/17	12-9-0	vs. Rhode Island <sup>A</sup>	1-7-0	W	1-0	STILL (1-0)	Wilson (0-1)	--	Still 6.0 IP, 5 H, 1 ER; Eierman 3-4, HR, 3 RBI
2/18	7-7-1	vs. Stony Brook <sup>A</sup>	0-5-0	W	2-0	KNUTSON (1-0)	Montefusco (0-1)	--	Knutson 7.0 IP, 3 H, 0 ER; Paulsen 3-run HR; Millas 2-run 2B
2/19	3-6-1	at McNeese State <sup>A</sup>	4-7-2	L	2-1	Sanders (1-0)	WITHERSPOON (0-1)	Kober (1)	Eierman 2-4, HR (2), 3 RBI; Fromson 4.0 IP, 1 H, 0 ER, 4 K's
2/21	9-13-1	at Oral Roberts	5-7-1	W	3-1	TURNER (1-0)	Eubanks (0-1)	--	Paulsen 4-5, 2B, RBI; Skalnik 3-run 2B; Turner 2.1 IP, 2 K's
2/24	7-13-0	at Belmont <sup>@</sup>	5-6-0	W	4-1	FROMSON (1-0)	Reynolds (0-1)	YOUNG (1)	Fromson 3.2 IP, 0 R, 3 K's; Millas 2-2, GWRBI off bench
2/25	6-13-0	at Lipscomb <sup>@</sup>	4-8-1	W (11)	5-1	TURNER (2-0)	Kemp (0-1)	YOUNG (2)	Turner 4.0 IP, 8 K's; Eierman 2-run HR; Millas 3-5, HR in 11th
2/26	5-9-2	at Middle Tennessee <sup>@</sup>	0-2-0	W	6-1	COLEMAN (1-0)	Lester (0-1)	--	Coleman 7.0 IP, 1 H, 0 R, 8 K's; Paulsen 3-4, 2 R, 2 RBIs
3/1	13-7-2	at Arkansas State	0-5-1	W	7-1	KNIGHT (1-0)	Patterson (1-1)	--	MSU 8-run 4th; Knight 5.0 IP, 4 H, 0R, 6 K's; Paulsen 3-4, 2B, 3 RBI
3/3	5-4-1	Central Arkansas	0-6-0	W	8-1	KNUTSON (2-0)	Tice (1-1)	--	Knutson 5.1 IP, 0 ER, 8 K's; Jefferson 2-4
3/4	5-8-1	Central Arkansas	3-9-0	W	9-1	WITHERSPOON (1-0)	Tillery (0-1)	YOUNG (3)	Burger 2-4, HR, 3 RBI; Young 30th career save
3/5	4-11-0	Central Arkansas	0-2-1	W	10-1	FROMSON (2-0)	Hagerla (1-2)	--	Eierman 2-4, HR in 3rd straight game; Fromson 3.2 IP, 0 H
3/7	3-6-0	at Oklahoma State	7-9-2	L	10-2	Teel (1-1)	WITHERSPOON (1-2)	--	Steinmetz 2-4, HR, RBI, SB; MSU win streak stopped at 8
3/10	2-4-1	at Minnesota	5-6-0	L	10-3	Hanson (2-1)	KNUTSON (2-1)	Glowicki (5)	UM scores 3 in 8th to snap 2-2 tie; Knutson 7.0 IP, 4 H, 7 K's
3/11	7-8-1	at Minnesota	2-4-0	W	11-3	COLEMAN (2-0)	Schulze (1-2)	--	Jefferson 2-4, HR, 3 R; Coleman 7.0 IP, 4 H, 2 ER, 7 K's
3/12	12-12-2	at Minnesota	3-8-0	W	12-3	STILL (2-0)	Anderson (1-2)	--	Still 7.0 IP, 1 ER, 8 K's; Steinmetz 2-3, 3 R, 2 RBI; Burger 2 HR, 5 RBIs
3/15	4-9-1	at Southeast Missouri	5-8-0	L	12-4	Ward (1-0)	YOUNG (0-1)	--	Paulsen 3-4, 2 RBI; Steinmetz 3-5; Bears rally from four-run deficit
3/17	9-12-0	Memphis	5-8-1	W	13-4	KNUTSON (3-1)	Hicks (2-1)	--	Steinmetz 2-3, 3 RBI; Eierman 3-4, 2 R, RBI
3/18	5-12-0	Memphis	6-13-0	L	13-5	Crosby (3-0)	COLEMAN (2-1)	Hathcock (6)	Jefferson 3-5, RBI; Burger 2-4, HR in 2nd straight game
3/19	4-12-2	Memphis	5-10-3	L	13-6	Alexander (3-1)	FROMSON (2-1)	Hathcock (7)	Jefferson 3-5; Bears squander pair of two-run leads
3/21	7-13-0	New Orleans	2-7-2	W	14-6	KNIGHT (2-0)	Martin (2-2)	--	Knight 7.0 IP, 5 H, 0 ER; Paulsen 3-5, RBI; Burger 2-4, 2 RBI
3/24	12-18-1	at Central Michigan-1	1-6-3	W	15-6	KNUTSON (4-1)	Cole (1-4)	--	Burger 3-5, 2 RBI; Season-high 18 MSU hits
3/24	1-9-0	at Central Michigan-2	2-6-0	L	15-7	Bradley (3-0)	FROMSON (2-2)	--	CMU squeeze in 9th game-winner; Coleman 6.1 IP, 1 ER, 7 K's
3/26	4-8-4	at Central Michigan	7-10-0	L	15-8	Leatherman (2-3)	STILL (2-1)	--	Paulsen 2-4, 3 RBI; Burger 14-game hit streak
3/28	1-4-1	Oral Roberts	3-6-3	L	15-9	Michaels (3-1)	KNIGHT (2-1)	Stout (3)	Knight 6.0 IP, 4 H, 3 ER; Paulsen 2-2, 2 BB; Meyer 2-4, RBI
3/31	5-8-1	Bradley*	3-11-1	W (11)	16-9	FROMSON (3-2)	Scheuermann (0-3)	--	Burger GW 2-run HR in 11th; Fromson 5.0 IP, 0 ER, 5 K's
4/1	13-10-1	Bradley*	3-8-0	W	17-9	COLEMAN (3-1)	Gray (0-1)	--	Eierman 2 HR, 4 RBI; Burger 2-4, HR (11), 2 RBI
4/2	9-12-0	Bradley*	2-4-0	W	18-9	STILL (3-1)	Cook (6-1)	--	Paulsen 2-4, 2 RBI; Still 7.0 IP, 4 H, 2 ER, 4 K's
4/4	2-7-0	Kansas	4-8-1	L	18-10	Leban (2-1)	FROMSON (3-3)	Villines (7)	KU rallies for two in 8th; Graham 2-4; Witherspoon 4.0 IP, 5 K's
4/7	5-8-0	Dallas Baptist*	1-2-0	W	19-10	KNUTSON (5-1)	Gaither (4-2)	--	Knutson 8.0 IP, 2 H, 1 ER, 13 K's; Graham 2-4, HR
4/8	11-13-1	Dallas Baptist*	8-10-0	W	20-10	COLEMAN (4-1)	Weaver (0-2)	--	Meyer 3-5, HR, 3B, 2B, 5 RBI; Paulsen 2 HR, 3 RBI
4/9	7-6-1	Dallas Baptist*	3-9-0	W	21-10	STILL (4-1)	Martinson (3-3)	--	Still 7.0, 6 H, 1 ER, 8 K's; Burger HR, 3 RBIs
4/11	4-9-2	Arkansas	12-18-0	L	21-11	Cronin (1-0)	WITHERSPOON (1-3)	--	Burger 2-4, HR, 3 R; Meyer 2-4, 2B, RBI
4/13	8-11-1	at New Mexico	17-15-3	L	21-12	Langan (1-1)	KNUTSON (5-2)	--	Paulsen, Duffy 3-hit games; UNM scores 11 unanswered runs
4/14	5-10-2	at New Mexico	9-10-1	L	21-13	Stevens (5-3)	COLEMAN (4-2)	--	Duffy 3-5, 2 RBI; Steinmetz 2-5; UNM rallies from 4-0 deficit
4/15	8-13-0	at New Mexico	0-5-0	W	22-13	STILL (5-1)	Tripp (2-1)	--	Eierman 4-4, HR, 2B, 3 RBI; Still CG 5-hit SHO; Burger 2-3, 3 R
4/17	15-13-1	at Saint Louis	8-8-4	W	23-13	WITHERSPOON (2-3)	Acton (2-2)	FROMSON (1)	Eierman second straight 4-hit game, 5 RBI; Burger 2-4, HR, 4 RBI
4/18	5-6-2	at Missouri	3-10-2	W	24-13	FROMSON (4-3)	Toelken (2-2)	YOUNG (4)	Burger 2-run HR, 2 R; MSU bullpen 4.0 IP, 2 H, 0 R, 6 K's
4/22	12-13-0	Wichita State*	5-7-1	W	25-13	FROMSON (5-3)	Biechler (0-2)	--	Meyer 3-5, 2 RBI; Eierman 2-3, HR, 3 RBI; Millas 3-5, 3 RBI
4/23	13-13-2	Wichita State*-1	4-7-1	W	26-13	COLEMAN (5-2)	Tyler (4-4)	--	Burger 3-6, HR, 4 RBI; Graham 3-4, HR, 6 RBI
4/23	8-13-1	Wichita State*-2	1-6-0	W	27-13	STILL (6-1)	Barnhouse (2-3)	--	Still 7.0 IP, 5 H, 1 ER, 5 K's; Burger 3-5; Graham 3-4, 2 RBI
4/25	5-9-1	Missouri	1-4-0	W	28-13	KNIGHT (3-1)	Toelken (2-3)	--	Paulsen 2-3, HR, 2 R; Knight 6.2 IP, 3 H, 0 R, 5 K's
4/28	13-8-0	at Evansville*	8-9-2	W	29-13	COLEMAN (6-2)	Schmieders (2-6)	--	Eierman 2-4, 2 HR, 5 RBI; Graham 3-6, 2 RBI; Steinmetz 3 RBI
4/29	9-11-2	at Evansville*	5-9-4	W	30-13	LOCHNER (1-0)	Gomer (1-3)	--	Paulsen 3-6, 3 2B, 3 RBI; Millas 2-5, RBI
5/2	5-10-2	at Kansas	8-9-2	L	30-14	Kaplan (3-0)	KNIGHT (3-2)	Villines (12)	Steinmetz 2-3, HR, 2 R, 2 RBI; Jefferson 2-4, 2 R
5/6	7-9-1	at Southern Illinois*	5-7-0	W	31-14	FROMSON (6-3)	Williams (1-2)	YOUNG (5)	Duffy 3-4, 2 2B, 3 RBI; Millas 2-5, 2 RBI; Young 32nd career save
5/7	19-12-2	at Southern Illinois*	9-12-1	W	32-14	WITHERSPOON (3-3)	Baird (4-3)	--	Graham 2-4, HR, 3 RBI; Burger 2-6, 3 R, 3 RBI, HR
5/8	7-8-0	at Southern Illinois*	4-9-4	W (11)	33-14	YOUNG (1-1)	Netemeyer (1-1)	--	Eierman 3-run HR in 11th; Young 2.2 IP, 0 H, 3 K's
5/12	14-12-2	Indiana State*	4-7-1	W	34-14	KNUTSON (6-2)	Kincanon (5-5)	--	Burger 2-5, 3 RBI, HR; Paulsen 2-3, RBI, 3 R
5/13	4-10-1	Indiana State*	1-1-0	W	35-14	COLEMAN (7-2)	Ward (4-3)	YOUNG (6)	Bears clinch MVC title; Coleman 7.0 IP, 1 H, 1 ER, 8 K's
5/14	5-14-0	Indiana State*	2-7-0	W	36-14	STILL (7-1)	Keaffaber (3-5)	YOUNG (7)	Burger 3-3, Graham 2-5, HR, 2B; Still 6.2 IP, 6 H, 1 ER, 10 K's
5/18	8-9-1	at Illinois State*	5-9-1	W	37-14	FROMSON (7-3)	Huffman (3-5)	--	Burger 3-5, RBI; Paulsen 2-4, 2 R, 2 RBI; Fromson 4.1 IP, 8 K's
5/19	4-5-0	at Illinois State*	8-6-1	L	37-15	Walker (1-2)	COLEMAN (7-3)	Cross (2)	Steinmetz 3-run HR, Privitera 2-4, R, RBI

\* Missouri Valley Conference game; <sup>A</sup> at Lake Area Classic (Lake Charles, La.); <sup>@</sup> at Mule Mix Classic

**Record Breakdown:** 37-15 overall, 19-14 non-conference; 18-1 MVC; 17-10 away; 18-5 home; 2-0 neutral; 6-1 February; 10-8 March; 14-4 April; 7-2 May; 27-9 day games; 10-6 night games; 3-0 extra-inning games; longest winning streak - 9; longest losing streak - 3.

## INNING-BY-INNING SUMMARY

	1	2	3	4	5	6	7	8	9	X	Total
Missouri State	34	35	37	54	36	51	37	59	27	7	377
Opponents	28	20	32	30	29	23	24	18	14	0	218

# MISSOURI STATE BASEBALL

2017 Missouri Valley Conference Baseball Championship | Wednesday, May 24 - Saturday, May 27 | Springfield, Mo. | Hammons Field (8,000) | KBFL 1060 AM/96.9 FM | The Valley on ESPN3

## OVERALL BATTING-FIELDING STATISTICS

Record: 37-15 Home: 18-5 Away: 17-10 Neutral: 2-0 MVC: 18-1

Player	avg	gp-gs	ab	r	h	2b	3b	hr	rbi	tb	slg%	bb	hp	so	gdp	ob%	sf	sh	sb-att	po	a	e	fld%	
Burger, Jake	.346	52-52	205	62	71	11	0	20	57	142	.693	38	8	30	6	.459	4	0	3-4	23	95	8	.937	
Paulsen, Justin	.343	50-49	198	41	68	17	0	5	42	100	.505	30	2	25	3	.433	1	2	1-2	437	29	8	.983	
Graham, Blake	.339	35-34	121	22	41	10	0	8	29	75	.620	24	3	32	1	.456	1	1	0-0	11	0	0	1.000	
Eierman, Jeremy	.324	52-52	204	56	66	15	2	18	59	139	.681	31	11	48	7	.434	3	2	11-12	63	154	7	.969	
Meyer, Aaron	.292	41-41	161	24	47	10	1	4	30	71	.441	21	0	32	4	.372	1	1	1-4	57	96	6	.962	
Steinmetz, Hunter	.284	51-51	208	49	59	8	0	4	35	79	.380	40	5	46	2	.405	4	4	8-9	110	3	2	.983	
Duffy, Jack	.252	47-35	123	18	31	8	1	0	13	41	.333	19	3	26	2	.363	1	0	5-6	71	0	2	.973	
Jefferson, Alex	.242	52-49	182	36	44	9	0	3	17	62	.341	30	8	45	1	.371	1	3	7-12	72	3	1	.987	
Millas, Drew	.223	43-35	148	12	33	6	0	1	27	42	.284	11	2	34	2	.282	2	1	2-3	293	41	5	.985	
-----																								
Ruff, Landon	.298	35-11	47	16	14	3	1	1	10	22	.468	7	3	14	1	.414	1	3	2-2	28	1	0	1.000	
Privitera, John	.279	26-13	43	14	12	1	0	0	7	13	.302	12	1	15	0	.439	1	3	2-2	21	23	2	.957	
Skalnik, Ryan	.205	32-8	39	3	8	2	0	1	10	13	.333	6	1	10	0	.319	1	1	0-0	2	1	0	1.000	
Rowley, Danny	.200	5-0	5	0	1	0	0	0	1	1	.200	0	0	3	0	.200	0	0	0-0	3	0	0	1.000	
Geha, Logan	.176	28-21	51	18	9	1	0	1	7	13	.255	15	8	18	0	.427	1	5	3-3	127	25	3	.981	
Brown, Matt	.094	20-12	32	5	3	1	0	1	3	7	.219	11	6	18	0	.408	0	2	0-0	36	4	2	.952	
Whetstone, Ben	.053	14-2	19	1	1	0	0	0	1	1	.053	4	0	7	0	.217	0	0	0-0	2	0	0	1.000	
Turner, Trey	.000	6-2	7	0	0	0	0	0	0	0	.000	1	0	5	0	.125	0	0	0-0	2	2	0	1.000	
Knutson, Jordan	.000	1-1	0	0	0	0	0	0	0	0	.000	0	0	0	0	.000	0	0	0-0	7	21	0	1.000	
Totals	.283	52	1793	377	508	102	5	67	348	821	.458	300	61	408	29	.399	22	28	45-59	1385	551	49	.975	
Opponents	.227	52	1726	218	392	70	8	35	194	583	.338	169	38	469	35	.308	9	26	42-49	1358	428	51	.972	

LOB - Team (470), Opp (365). DPs turned - Team (39), Opp (35). CI - Team (0), Opp (1).

## OVERALL PITCHING STATISTICS

(All games Sorted by Earned run avg)

Player	era	w-l	app	gs	cq	sho	sv	ip	h	r	er	bb	so	2b	3b	hr	b/avg	wp	hp	bk	sfa	sha
Fromson, Jake	2.01	7-3	30	0	0	0/3	1	62.2	33	18	14	12	76	5	1	4	.151	6	5	0	1	1
Still, Doug	2.66	7-1	13	13	1	1/1	0	81.1	74	30	24	21	73	14	0	5	.242	2	5	2	0	5
Knutson, Jordan	4.30	6-2	16	14	0	0/2	0	83.2	85	43	40	18	83	14	2	5	.255	15	5	0	0	3
Coleman, Dylan	4.98	7-3	15	13	1	0/2	0	81.1	68	49	45	41	77	14	3	8	.225	14	9	0	3	3
-----																						
Tallman, Justin	0.00	0-0	1	0	0	0/0	0	1.0	1	0	0	0	1	0	0	0	.250	0	0	0	0	0
Young, Bryan	0.81	1-1	21	0	0	0/2	7	22.1	8	3	2	15	36	1	0	1	.105	2	2	1	0	1
Moore, Alex	0.87	0-0	9	0	0	0/0	0	10.1	8	3	1	4	7	0	0	0	.200	3	1	2	0	0
Turner, Trey	2.03	2-0	7	0	0	0/0	0	13.1	4	3	3	4	22	0	0	2	.093	1	1	0	0	1
Knight, Austin	3.75	3-2	12	7	0	0/1	0	50.1	43	23	21	21	38	9	0	3	.240	8	3	1	4	6
Witherspoon, Nate	4.83	3-3	13	4	0	0/1	0	31.2	35	18	17	11	33	6	0	4	.287	3	2	1	0	3
Lochner, Jake	5.40	1-0	12	0	0	0/2	0	11.2	12	8	7	8	12	1	1	2	.255	2	1	0	0	0
Gonnerman, Kolton	11.12	0-0	4	1	0	0/0	0	5.2	7	9	7	6	4	1	0	1	.304	4	1	0	1	1
Dame, Hunter	13.50	0-0	2	0	0	0/0	0	1.1	4	2	2	1	1	0	1	0	.500	1	0	0	0	0
McAlister, Tyler	14.40	0-0	8	0	0	0/1	0	5.0	10	9	8	7	6	5	0	0	.417	2	3	0	0	2
Totals	3.72	37-15	52	52	2	6/5	8	461.2	392	218	191	169	469	70	8	35	.227	63	38	7	9	26
Opponents	6.80	15-37	52	52	0	0/0	8	452.2	508	377	342	300	408	102	5	67	.283	55	61	5	22	28

PB - Team (8), Millas, D. 6, Geha, L. 2, Opp (7). Pickoffs - Team (4), Still, D. 2, Geha, L. 1, Millas, D. 1, Opp (7).

# MISSOURI STATE BASEBALL

2017 Missouri Valley Conference Baseball Championship | Wednesday, May 24 - Saturday, May 27 | Springfield, Mo. | Hammons Field (8,000) | KBFL 1060 AM/96.9 FM | The Valley on ESPN3

## MVC BATTING-FIELDING STATISTICS

Record: 18-1 Home: 12-0 Away: 6-1 MVC: 18-1

Player	avg	gp-gs	ab	r	h	2b	3b	hr	rbi	tb	slg%	bb	hp	so	gdp	ob%	sf	sh	sb-att	po	a	e	fld%	
Graham,Blake	.375	19-18	72	14	27	9	0	5	24	51	.708	9	3	15	0	.459	1	1	0-0	2	0	0	1.000	
Meyer,Aaron	.350	9-9	40	11	14	2	1	3	12	27	.675	2	0	7	1	.381	0	0	0-0	14	17	1	.969	
Burger,Jake	.342	19-19	76	23	26	2	0	7	22	49	.645	17	3	14	1	.474	1	0	1-2	7	37	3	.936	
Eierman,Jeremy	.333	19-19	69	27	23	3	1	9	26	55	.797	17	5	20	2	.479	3	1	4-4	22	66	4	.957	
Paulsen,Justin	.315	17-16	73	17	23	9	0	3	19	41	.562	7	2	12	3	.390	0	0	1-1	147	7	2	.987	
Steinmetz,Hunter	.282	19-19	78	24	22	4	0	1	15	29	.372	19	1	16	0	.424	1	2	4-4	45	0	1	.978	
Millas,Drew	.269	13-11	52	5	14	3	0	0	12	17	.327	5	1	13	0	.345	0	0	1-1	114	17	2	.985	
Jefferson,Alex	.259	19-18	58	13	15	2	0	1	6	20	.345	15	3	16	1	.429	1	1	3-6	22	1	0	1.000	
Duffy,Jack	.205	17-12	44	8	9	5	0	0	5	14	.318	9	2	12	1	.357	1	0	3-4	27	0	1	.964	
-----																								
Privitera,John	.313	13-10	32	10	10	1	0	0	7	11	.344	8	1	10	0	.452	1	2	2-2	14	17	0	1.000	
Ruff,Landan	.211	13-5	19	7	4	2	0	0	6	6	.316	5	0	5	0	.360	1	2	0-0	14	0	0	1.000	
Skalnik,Ryan	.200	5-1	5	0	1	0	0	0	0	1	.200	2	0	1	0	.429	0	0	0-0	0	0	0	.000	
Geha,Logan	.188	10-8	16	10	3	0	0	1	4	6	.375	8	5	3	0	.552	0	0	1-1	46	8	1	.982	
Brown,Matt	.111	7-6	18	4	2	0	0	1	3	5	.278	6	2	8	0	.385	0	1	0-0	29	3	1	.970	
Totals	.296	19	652	173	193	42	2	31	161	332	.509	129	28	152	9	.427	10	10	20-25	513	191	16	.978	
Opponents	.217	19	646	81	140	26	2	17	72	221	.342	63	9	179	9	.294	3	3	20-21	482	157	17	.974	

LOB - Team (175), Opp (130). DPs turned - Team (9), Opp (10). CI - Team (0), Opp (1).

## MVC PITCHING STATISTICS

(MVC games only Sorted by Earned run avg)

Player	era	w-l	app	gs	cg	sho	sv	ip	h	r	er	bb	so	2b	3b	hr	b/avg	wp	hp	bk	sfa	sha
Fromson,Jake	0.69	4-0	12	0	0	0/0	0	26.0	11	3	2	3	32	2	0	2	.122	1	1	0	0	0
Still,Doug	2.90	4-0	6	6	0	0/0	0	40.1	38	14	13	7	37	8	0	3	.247	1	1	1	0	3
Knutson,Jordan	4.70	2-0	7	7	0	0/0	0	38.1	40	23	20	9	43	7	0	4	.255	9	3	0	0	0
Coleman,Dylan	5.88	5-1	7	6	1	0/0	0	41.1	32	28	27	23	38	6	2	5	.213	5	3	0	3	0
-----																						
Young,Bryan	0.90	1-0	9	0	0	0/0	3	10.0	1	1	1	11	18	0	0	1	.032	1	1	0	0	0
Moore,Alex	2.08	0-0	3	0	0	0/0	0	4.1	4	3	1	2	3	0	0	0	.222	2	0	1	0	0
Witherspoon,Nate	2.25	1-0	3	0	0	0/0	0	4.0	3	1	1	1	3	1	0	0	.200	0	0	0	0	0
Knight,Austin	6.23	0-0	3	0	0	0/0	0	4.1	5	3	3	5	4	2	0	0	.278	3	0	0	0	0
Lochner,Jake	18.00	1-0	3	0	0	0/0	0	2.0	4	4	4	1	1	0	0	2	.400	0	0	0	0	0
Dame,Hunter	27.00	0-0	1	0	0	0/0	0	0.1	2	1	1	1	0	0	0	0	.667	1	0	0	0	0
Totals	3.84	18-1	19	19	1	0/0	3	171.0	140	81	73	63	179	26	2	17	.217	23	9	2	3	3
Opponents	8.96	1-18	19	19	0	0/0	1	160.2	193	173	160	129	152	42	2	31	.296	27	28	2	10	10

PB - Team (5), Millas,D. 3, Geha,L. 2, Opp (4). Pickoffs - Team (0), Opp (1).

# MISSOURI STATE BASEBALL

2017 Missouri Valley Conference Baseball Championship | Wednesday, May 24 - Saturday, May 27 | Springfield, Mo. | Hammons Field (8,000) | KBFL 1060 AM/96.9 FM | The Valley on ESPN3

## HOME BATTING-FIELDING STATISTICS

Record: 18-5 Home: 18-5 Away: 0-0 MVC: 12-0

Player	avg	gp-gs	ab	r	h	2b	3b	hr	rbi	tb	slg%	bb	hp	so	gdp	ob%	sf	sh	sb-att	po	a	e	fld%	
Graham,Blake	.440	15-14	50	8	22	7	0	3	15	38	.760	5	3	12	0	.508	1	1	0-0	3	0	0	1.000	
Burger,Jake	.375	23-23	88	28	33	6	0	10	25	69	.784	16	4	11	3	.486	1	0	2-3	12	43	2	.965	
Meyer,Aaron	.351	20-20	77	14	27	5	1	3	18	43	.558	8	0	16	3	.412	0	0	0-1	28	41	3	.958	
Eierman,Jeremy	.349	23-23	86	24	30	6	1	10	25	68	.791	15	3	22	2	.457	1	1	6-6	26	76	3	.971	
Paulsen,Justin	.325	21-20	77	16	25	3	0	4	15	40	.519	14	1	11	2	.430	1	1	1-1	184	13	4	.980	
Jefferson,Alex	.301	23-23	83	14	25	4	0	1	6	32	.386	8	6	17	1	.402	0	1	3-6	28	1	0	1.000	
Steinmetz,Hunter	.287	23-23	94	19	27	4	0	1	13	34	.362	17	2	18	1	.407	0	3	4-4	57	1	0	1.000	
Millas,Drew	.238	19-16	63	4	15	3	0	0	11	18	.286	5	1	11	0	.296	2	1	0-0	147	20	3	.982	
-----																								
Privitera,John	.333	10-3	12	4	4	0	0	0	0	4	.333	3	1	4	0	.500	0	1	1-1	4	9	1	.929	
Geha,Logan	.286	11-8	21	8	6	0	0	1	3	9	.429	8	3	5	0	.531	0	1	2-2	47	9	1	.982	
Ruff,Landan	.267	12-4	15	7	4	2	0	1	7	9	.600	3	1	5	0	.400	1	2	0-0	10	0	0	1.000	
Duffy,Jack	.205	21-15	44	5	9	1	0	0	1	10	.227	7	2	13	1	.333	1	0	1-2	30	0	0	1.000	
Skalnik,Ryan	.143	13-5	21	1	3	0	0	1	2	6	.286	2	0	4	0	.217	0	0	0-0	0	0	0	.000	
Whetstone,Ben	.125	4-1	8	1	1	0	0	0	1	1	.125	1	0	3	0	.222	0	0	0-0	0	0	0	.000	
Brown,Matt	.095	9-8	21	4	2	0	0	1	3	5	.238	8	3	10	0	.406	0	1	0-0	28	3	1	.969	
Rowley,Danny	.000	1-0	1	0	0	0	0	0	0	0	.000	0	0	1	0	.000	0	0	0-0	0	0	0	.000	
Knutson,Jordan	.000	1-1	0	0	0	0	0	0	0	0	.000	0	0	0	0	.000	0	0	0-0	3	6	0	1.000	
Totals	.306	23	761	157	233	41	2	36	145	386	.507	120	30	163	13	.417	8	13	20-26	618	244	18	.980	
Opponents	.221	23	769	78	170	19	5	15	70	244	.317	71	14	214	17	.298	2	8	11-13	566	194	15	.981	

LOB - Team (210), Opp (168). DPs turned - Team (19), Opp (15). CI - Team (0), Opp (1).

## HOME PITCHING STATISTICS

(Home games Sorted by Earned run avg)

Player	era	w-l	app	gs	cg	sho	sv	ip	h	r	er	bb	so	2b	3b	hr	b/avg	wp	hp	bk	sfa	sha		
Still,Doug	1.69	4-0	6	6	0	0/1	0	37.1	29	8	7	12	39	4	0	0	.215	1	0	1	0	2		
Fromson,Jake	1.91	3-2	14	0	0	0/2	0	28.1	16	7	6	5	32	1	0	4	.158	1	2	0	0	0		
Knutson,Jordan	3.55	4-0	6	6	0	0/1	0	38.0	35	16	15	9	46	4	1	4	.232	8	1	0	0	1		
Coleman,Dylan	4.79	4-1	6	6	1	0/0	0	35.2	33	20	19	16	31	4	2	3	.244	2	4	0	1	1		
-----																								
Young,Bryan	0.00	0-0	11	0	0	0/1	3	9.2	2	1	0	4	16	0	0	0	.061	2	2	1	0	0		
Tallman,Justin	0.00	0-0	1	0	0	0/0	0	1.0	1	0	0	0	1	0	0	0	.250	0	0	0	0	0		
Moore,Alex	1.29	0-0	5	0	0	0/0	0	7.0	4	1	1	3	5	0	0	0	.160	2	1	1	0	0		
Knight,Austin	1.37	2-1	4	3	0	0/0	0	19.2	12	3	3	7	8	2	0	0	.185	2	1	1	1	0		
Witherspoon,Nate	3.14	1-1	7	2	0	0/0	0	14.1	18	5	5	6	18	2	0	1	.316	2	0	0	0	0		
Turner,Trey	3.60	0-0	4	0	0	0/0	0	5.0	3	2	2	1	7	0	0	1	.176	1	1	0	0	1		
Gonnerman, Kolton	9.00	0-0	1	0	0	0/0	0	2.0	2	2	2	2	3	0	0	0	.286	1	1	0	0	1		
Lochner,Jake	10.12	0-0	6	0	0	0/1	0	5.1	6	6	6	3	6	0	1	2	.273	1	0	0	0	0		
Dame,Hunter	13.50	0-0	2	0	0	0/0	0	1.1	4	2	2	1	1	0	1	0	.500	1	0	0	0	0		
McAlister,Tyler	27.00	0-0	3	0	0	0/0	0	1.1	5	5	4	2	1	2	0	0	.556	0	1	0	0	2		
Totals	3.15	18-5	23	23	1	2/2	3	206.0	170	78	72	71	214	19	5	15	.221	24	14	4	2	8		
Opponents	7.25	5-18	23	23	0	0/0	4	188.2	233	157	152	120	163	41	2	36	.306	30	30	4	8	13		

PB - Team (4), Millas,D. 4, Opp (4). Pickoffs - Team (0), Opp (2).

# MISSOURI STATE BASEBALL

2017 Missouri Valley Conference Baseball Championship | Wednesday, May 24 - Saturday, May 27 | Springfield, Mo. | Hammons Field (8,000) | KBFL 1060 AM/96.9 FM | The Valley on ESPN3

## ROAD BATTING-FIELDING STATISTICS

Record: 17-10 Home: 0-0 Away: 17-10 MVC: 6-1

Player	avg	gp-gs	ab	r	h	2b	3b	hr	rbi	tb	slg%	bb	hp	so	gdp	ob%	sf	sh	sb-att	po	a	e	fld%	
Paulsen,Justin	.357	27-27	115	23	41	13	0	0	21	54	.470	14	1	14	1	.431	0	1	0-1	230	15	4	.984	
Burger,Jake	.324	27-27	111	31	36	4	0	9	28	67	.604	19	4	19	3	.434	2	0	1-1	10	49	6	.908	
Steinmetz,Hunter	.288	26-26	104	29	30	3	0	3	22	42	.404	23	3	27	1	.418	4	1	4-5	49	2	2	.962	
Duffy,Jack	.286	25-19	77	12	22	7	1	0	12	31	.403	11	0	11	1	.375	0	0	3-3	40	0	2	.952	
Eierman,Jeremy	.282	27-27	110	29	31	8	1	7	31	62	.564	15	8	25	5	.400	2	1	5-5	34	72	4	.964	
Meyer,Aaron	.267	19-19	75	9	20	5	0	1	11	28	.373	12	0	15	1	.364	1	1	1-3	27	48	2	.974	
Graham,Blake	.258	18-18	66	13	17	3	0	4	13	32	.485	16	0	19	1	.402	0	0	0-0	3	0	0	1.000	
Millas,Drew	.210	23-18	81	8	17	2	0	1	14	22	.272	6	1	22	2	.273	0	0	2-3	144	20	2	.988	
Jefferson,Alex	.183	27-24	93	18	17	4	0	2	10	27	.290	19	2	27	0	.330	1	2	3-5	40	2	1	.977	
-----																								
Rowley,Danny	.333	3-0	3	0	1	0	0	0	1	1	.333	0	0	1	0	.333	0	0	0-0	3	0	0	1.000	
Ruff,Landan	.323	21-7	31	9	10	1	1	0	3	13	.419	4	2	8	1	.432	0	1	2-2	16	1	0	1.000	
Skalnik,Ryan	.294	18-3	17	1	5	2	0	0	8	7	.412	3	1	6	0	.409	1	1	0-0	2	1	0	1.000	
Privitera,John	.258	15-10	31	9	8	1	0	0	7	9	.290	9	0	11	0	.415	1	2	1-1	17	14	1	.969	
Geha,Logan	.103	16-12	29	9	3	1	0	0	3	4	.138	5	5	12	0	.333	0	4	1-1	74	13	2	.978	
Brown,Matt	.100	10-3	10	1	1	1	0	0	0	2	.200	3	3	7	0	.438	0	1	0-0	8	1	1	.900	
Whetstone,Ben	.000	9-1	9	0	0	0	0	0	0	0	.000	3	0	3	0	.250	0	0	0-0	2	0	0	1.000	
Turner,Trey	.000	5-2	6	0	0	0	0	0	0	0	.000	1	0	5	0	.143	0	0	0-0	2	0	0	1.000	
Totals	.268	27	968	201	259	55	3	27	184	401	.414	163	30	232	16	.385	12	15	23-30	713	282	30	.971	
Opponents	.234	27	896	139	210	51	3	20	123	327	.365	97	23	245	15	.323	7	17	30-35	741	224	35	.965	

LOB - Team (246), Opp (188). DPs turned - Team (17), Opp (18).

## ROAD PITCHING STATISTICS

(Away games Sorted by Earned run avg)

Player	era	w-l	app	gs	cg	sho	sv	ip	h	r	er	bb	so	2b	3b	hr	b/avg	wp	hp	bk	sfa	sha
Fromson,Jake	2.16	4-1	15	0	0	0/1	1	33.1	17	11	8	7	43	4	1	0	.148	5	3	0	1	1
Still,Doug	3.79	2-1	6	6	1	1/0	0	38.0	40	21	16	8	31	10	0	5	.268	1	4	1	0	2
Knight,Austin	5.28	1-1	8	4	0	0/1	0	30.2	31	20	18	14	30	7	0	3	.272	6	2	0	3	6
Coleman,Dylan	5.36	3-2	8	7	0	0/1	0	43.2	33	29	26	25	45	10	1	5	.206	12	5	0	2	2
Knutson,Jordan	5.82	1-2	9	7	0	0/0	0	38.2	47	27	25	9	35	10	1	1	.294	7	4	0	0	2
-----																						
Moore,Alex	0.00	0-0	3	0	0	0/0	0	2.1	3	2	0	1	1	0	0	0	.273	1	0	0	0	0
Turner,Trey	1.08	2-0	3	0	0	0/0	0	8.1	1	1	1	3	15	0	0	1	.038	0	0	0	0	0
Young,Bryan	1.42	1-1	10	0	0	0/1	4	12.2	6	2	2	11	20	1	0	1	.140	0	0	0	0	1
Lochner,Jake	1.42	1-0	6	0	0	0/1	0	6.1	6	2	1	5	6	1	0	0	.240	1	1	0	0	0
Witherspoon,Nate	6.23	2-2	6	2	0	0/1	0	17.1	17	13	12	5	15	4	0	3	.262	1	2	1	0	3
Gonnerman,Kolton	12.27	0-0	3	1	0	0/0	0	3.2	5	7	5	4	1	1	0	1	.313	3	0	0	1	0
McAlister,Tyler	13.50	0-0	4	0	0	0/1	0	2.2	4	4	4	5	3	3	0	0	.333	2	2	0	0	0
Totals	4.47	17-10	27	27	1	3/2	5	237.2	210	139	118	97	245	51	3	20	.234	39	23	2	7	17
Opponents	6.23	10-17	27	27	0	0/0	4	247.0	259	201	171	163	232	55	3	27	.268	24	30	1	12	15

PB - Team (4), Millas,D. 2, Geha,L. 2, Opp (3). Pickoffs - Team (3), Still,D. 2, Millas,D. 1, Opp (5).

# MISSOURI STATE BASEBALL

2017 Missouri Valley Conference Baseball Championship | Wednesday, May 24 - Saturday, May 27 | Springfield, Mo. | Hammons Field (8,000) | KBFL 1060 AM/96.9 FM | The Valley on ESPN3

## NEUTRAL FIELD BATTING-FIELDING STATISTICS

Record: 2-0 Home: 0-0 Away: 0-0 Neutral: 2-0 MVC: 0-0

Player	avg	gp-gs	ab	r	h	2b	3b	hr	rbi	tb	slg%	bb	hp	so	gdp	ob%	sf	sh	sb-att	po	a	e	fld%
Eierman,Jeremy	.625	2-2	8	3	5	1	0	1	3	9	1.125	1	0	1	0	.667	0	0	0-1	3	6	0	1.000
Graham,Blake	.400	2-2	5	1	2	0	0	1	1	5	1.000	3	0	1	0	.625	0	0	0-0	5	0	0	1.000
Burger,Jake	.333	2-2	6	3	2	1	0	1	4	6	1.000	3	0	0	0	.500	1	0	0-0	1	3	0	1.000
Jefferson,Alex	.333	2-2	6	4	2	1	0	0	1	3	.500	3	0	1	0	.556	0	0	1-1	4	0	0	1.000
Paulsen,Justin	.333	2-2	6	2	2	1	0	1	6	6	1.000	2	0	0	0	.500	0	0	0-0	23	1	0	1.000
Millas,Drew	.250	1-1	4	0	1	1	0	0	2	2	.500	0	0	1	0	.250	0	0	0-0	2	1	0	1.000
Steinmetz,Hunter	.200	2-2	10	1	2	1	0	0	0	3	.300	0	0	1	0	.200	0	0	0-0	4	0	0	1.000
Meyer,Aaron	.000	2-2	9	1	0	0	0	0	1	0	.000	1	0	1	0	.100	0	0	0-0	2	7	1	.900
-----																							
Duffy,Jack	.000	1-1	2	1	0	0	0	0	0	0	.000	1	1	2	0	.500	0	0	1-1	1	0	0	1.000
Whetstone,Ben	.000	1-0	2	0	0	0	0	0	0	0	.000	0	0	1	0	.000	0	0	0-0	0	0	0	.000
Skalnik,Ryan	.000	1-0	1	1	0	0	0	0	0	0	.000	1	0	0	0	.500	0	0	0-0	0	0	0	.000
Brown,Matt	.000	1-1	1	0	0	0	0	0	0	0	.000	0	0	1	0	.000	0	0	0-0	0	0	0	.000
Rowley,Danny	.000	1-0	1	0	0	0	0	0	0	0	.000	0	0	1	0	.000	0	0	0-0	0	0	0	.000
Turner,Trey	.000	1-0	1	0	0	0	0	0	0	0	.000	0	0	0	0	.000	0	0	0-0	0	0	0	.000
Ruff,Landan	.000	2-0	1	0	0	0	0	0	0	0	.000	0	0	1	0	.000	0	0	0-0	2	0	0	1.000
Geha,Logan	.000	1-1	1	1	0	0	0	0	1	0	.000	2	0	1	0	.500	1	0	0-0	6	3	0	1.000
Privitera,John	.000	1-0	0	1	0	0	0	0	0	0	.000	0	0	0	0	.000	0	0	0-0	0	0	0	.000
Totals	.250	2	64	19	16	6	0	4	19	34	.531	17	1	13	0	.405	2	0	2-3	54	25	1	.988
Opponents	.197	2	61	1	12	0	0	0	1	12	.197	1	1	10	3	.222	0	1	1-1	51	10	1	.984

LOB - Team (14), Opp (9). DPs turned - Team (3), Opp (2).

## NEUTRAL FIELD PITCHING STATISTICS

(Neutral site games Sorted by Earned run avg)

Player	era	w-l	app	gs	cg	sho	sv	ip	h	r	er	bb	so	2b	3b	hr	b/avg	wp	hp	bk	sfa	sha
Knutson,Jordan	0.00	1-0	1	1	0	0/1	0	7.0	3	0	0	0	2	0	0	0	.136	0	0	0	0	0
Coleman,Dylan	0.00	0-0	1	0	0	0/1	0	2.0	2	0	0	0	1	0	0	0	.286	0	0	0	0	0
Still,Doug	1.50	1-0	1	1	0	0/0	0	6.0	5	1	1	1	3	0	0	0	.227	0	1	0	0	1
-----																						
McAlister,Tyler	0.00	0-0	1	0	0	0/0	0	1.0	1	0	0	0	2	0	0	0	.333	0	0	0	0	0
Fromson,Jake	0.00	0-0	1	0	0	0/0	0	1.0	0	0	0	0	1	0	0	0	.000	0	0	0	0	0
Moore,Alex	0.00	0-0	1	0	0	0/0	0	1.0	1	0	0	0	1	0	0	0	.250	0	0	1	0	0
Totals	0.50	2-0	2	2	0	1/1	0	18.0	12	1	1	1	10	0	0	0	.197	0	1	1	0	1
Opponents	10.06	0-2	2	2	0	0/0	0	17.0	16	19	19	17	13	6	0	4	.250	1	1	0	2	0

Pickoffs - Team (1), Geha,L. 1.

# MISSOURI STATE BASEBALL

2017 Missouri Valley Conference Baseball Championship | Wednesday, May 24 - Saturday, May 27 | Springfield, Mo. | Hammons Field (8,000) | KBFL 1060 AM/96.9 FM | The Valley on ESPN3

## MSU GAME-BY-GAME BATTING

Date	Opponent	ab	r	h	rbi	2b	3b	hr	tb	bb	ibb	sb	cs	hbp	sac	sf	qdp	k	po	a	e	lob	avg
Feb 17	vs Rhode Island	32	12	9	12	3	0	2	18	11	0	0	0	0	0	1	0	6	27	9	0	8	.281
Feb 18	vs Stony Brook	32	7	7	7	3	0	2	16	6	0	2	1	1	0	1	0	7	27	16	1	6	.250
Feb 19	at McNeese State	32	3	6	3	1	0	1	10	3	0	0	1	0	1	0	1	8	24	12	1	6	.229
Feb 21	at Oral Roberts	40	9	13	9	3	0	0	16	5	0	0	0	0	0	0	0	8	27	9	1	9	.257
Feb 24	at Belmont	37	7	13	6	3	0	0	16	5	0	1	1	0	1	0	1	10	27	15	0	9	.277
Feb 25	at Lipscomb	46	6	13	6	1	0	3	23	2	0	2	0	0	0	0	0	15	33	8	0	9	.279
Feb 26	at Middle Tennessee	34	5	9	4	4	0	0	13	8	0	0	1	1	0	0	0	11	27	10	2	11	.277
Mar 01	at Arkansas State	32	13	7	12	2	0	0	9	12	0	0	0	4	1	1	1	12	27	6	2	10	.270
Mar 03	CENTRAL ARKANSAS	27	5	4	4	1	0	1	8	9	1	0	0	1	1	0	0	10	27	10	1	9	.260
Mar 04	CENTRAL ARKANSAS	32	5	8	5	0	0	3	17	5	0	0	0	0	0	0	0	4	27	7	1	8	.259
Mar 05	CENTRAL ARKANSAS	35	4	11	4	2	0	2	19	2	1	1	0	0	0	0	0	5	27	12	0	9	.264
Mar 07	at Oklahoma State	32	3	6	2	1	0	1	10	1	0	2	0	0	1	0	1	12	24	9	0	4	.258
Mar 10	at Minnesota	28	2	4	2	0	0	1	7	4	0	2	0	2	1	0	0	9	24	10	1	6	.251
Mar 11	at Minnesota	34	7	8	7	2	0	1	13	6	1	0	0	2	0	0	1	6	27	6	1	8	.249
Mar 12	at Minnesota	36	12	12	12	4	1	3	27	6	1	3	0	3	1	1	1	2	27	9	2	8	.255
Mar 15	at Southeast Missouri	33	4	9	4	0	0	0	9	2	1	0	0	2	2	1	0	6	25	11	1	9	.256
Mar 17	MEMPHIS	34	9	12	9	1	0	1	16	6	0	3	0	1	1	1	0	4	27	13	0	10	.262
Mar 18	MEMPHIS	34	5	12	5	3	0	1	18	7	1	0	0	0	0	2	1	6	27	7	0	11	.267
Mar 19	MEMPHIS	38	4	12	3	2	0	1	17	3	1	1	0	0	0	0	1	9	27	13	2	10	.270
Mar 21	NEW ORLEANS	35	7	13	5	2	0	0	15	3	0	1	0	0	1	1	1	7	27	14	0	9	.275
Mar 24	at Central Michigan	45	12	18	9	1	0	0	19	6	0	0	0	0	1	0	1	8	27	14	1	13	.283
Mar 24	at Central Michigan	33	1	9	1	1	1	0	12	1	0	2	2	1	0	0	1	8	25	14	0	7	.283
Mar 26	at Central Michigan	36	4	8	4	2	0	0	10	4	0	2	0	2	0	0	0	11	24	11	4	11	.280
Mar 28	ORAL ROBERTS	30	1	4	1	1	0	0	5	4	0	0	0	0	0	0	2	10	27	12	1	6	.274
*Mar 31	BRADLEY	36	5	8	5	2	0	2	16	6	2	0	0	2	3	0	1	3	33	17	1	12	.272
*Apr 01	BRADLEY	28	13	10	12	2	0	3	21	5	0	0	0	0	0	0	0	4	21	6	1	2	.275
*Apr 02	BRADLEY	33	9	12	9	4	0	0	16	9	1	0	0	0	1	0	0	4	27	12	0	10	.278
Apr 04	KANSAS	33	2	7	2	0	0	0	7	6	0	0	1	2	1	0	0	5	27	8	0	13	.276
*Apr 07	DALLASBAPTIST	29	5	8	5	1	0	3	18	5	0	1	1	0	1	0	1	8	27	14	0	6	.276
*Apr 08	DALLASBAPTIST	33	11	13	11	3	1	4	30	4	0	1	1	4	2	0	1	12	27	13	1	8	.280
*Apr 09	DALLASBAPTIST	30	7	6	7	1	0	3	16	5	0	2	0	3	0	0	0	11	27	8	1	7	.277
Apr 11	ARKANSAS	35	4	9	4	3	0	1	15	3	0	0	0	2	0	0	1	11	27	6	2	9	.277
Apr 13	at New Mexico	37	8	11	6	1	0	1	15	6	0	1	0	1	0	0	3	3	24	12	1	9	.277
Apr 14	at New Mexico	38	5	10	5	1	1	1	16	7	0	1	0	2	0	0	0	11	24	13	2	15	.277
Apr 15	at New Mexico	37	8	13	8	3	0	2	22	5	1	0	1	1	0	1	1	5	27	11	0	9	.279
Apr 17	at Saint Louis	40	15	13	14	5	0	3	27	9	1	1	0	1	2	1	0	7	27	14	1	11	.281
Apr 18	at Mizzou	31	5	6	3	2	0	1	11	4	1	0	1	1	1	0	0	9	27	12	2	5	.279
*Apr 22	WICHITA STATE	35	12	13	11	1	0	1	17	9	0	0	0	2	1	1	1	4	27	11	0	12	.281
*Apr 23	WICHITA STATE	37	13	13	12	1	0	3	23	7	0	1	0	3	0	1	0	8	27	10	2	11	.283
*Apr 23	WICHITA STATE	34	8	13	8	4	0	1	20	5	0	1	2	2	0	0	1	9	27	12	1	9	.286
Apr 25	MIZZOU	32	5	9	5	1	0	3	19	4	0	0	0	1	0	0	0	5	27	15	1	8	.285
*Apr 28	at Evansville	35	13	8	13	1	0	2	15	13	0	0	0	0	1	1	0	10	27	7	0	10	.284
*Apr 29	at Evansville	39	9	11	7	4	0	1	18	10	0	2	0	1	0	1	0	11	27	4	2	15	.284
May 02	at Kansas	31	5	10	4	1	0	1	14	6	1	0	0	2	2	1	2	6	24	12	2	10	.285
*May 05	at Southern Illinois	35	7	9	7	4	0	0	13	7	0	0	0	1	0	1	0	16	27	14	1	10	.284
*May 06	at Southern Illinois	37	19	12	18	4	0	2	22	10	1	1	0	1	0	2	1	6	27	12	2	4	.285
*May 07	at Southern Illinois	43	7	7	6	1	0	1	11	10	0	1	0	0	0	0	0	4	33	13	0	13	.282
*May 12	INDIANA STATE	32	14	12	10	2	1	1	19	10	0	6	0	3	0	1	2	8	24	8	2	10	.284
*May 13	INDIANA STATE	32	4	10	3	1	0	1	14	2	1	0	1	2	1	0	0	9	27	8	1	9	.284
*May 14	INDIANA STATE	37	5	14	5	3	0	1	20	1	1	2	0	2	0	1	0	7	27	8	0	12	.286
*May 18	at Illinois State	35	8	9	8	2	0	1	14	7	0	1	0	1	0	1	0	13	27	9	1	9	.286
*May 19	at Illinois State	32	4	5	4	1	0	1	9	4	0	1	0	1	0	0	1	5	24	5	0	6	.283
Totals		1793	377	508	348	102	5	67	821	300	17	45	14	61	28	22	29	408	1385	551	49	470	.283

# MISSOURI STATE BASEBALL

2017 Missouri Valley Conference Baseball Championship | Wednesday, May 24 - Saturday, May 27 | Springfield, Mo. | Hammons Field (8,000) | KBFL 1060 AM/96.9 FM | The Valley on ESPN3

## MSU GAME-BY-GAME PITCHING

Date	Opponent	ip	h	r	er	bb	so	2b	3b	hr	wp	bk	hbp	dp	ibb	score	w-l	sv	era
Feb 17	vs Rhode Island	9.0	7	1	1	1	7	0	0	0	0	1	1	0	0	12-1	1-0	0	1.00
Feb 18	vs Stony Brook	9.0	5	0	0	0	3	0	0	0	0	0	0	3	0	7-0	2-0	0	0.50
Feb 19	at McNeese State	8.0	7	4	3	2	5	1	0	1	1	1	1	3	0	3-4	2-1	0	1.38
Feb 21	at Oral Roberts	9.0	7	5	1	3	12	2	0	1	3	0	1	1	0	9-5	3-1	0	1.29
Feb 24	at Belmont	9.0	6	5	5	3	11	3	0	1	0	0	2	0	0	7-5	4-1	1	2.05
Feb 25	at Lipscomb	11.0	8	4	4	2	18	2	0	1	1	0	0	0	0	6-4	5-1	2	2.29
Feb 26	at Middle Tennessee	9.0	2	0	0	3	10	1	0	0	1	0	0	2	0	5-0	6-1	2	1.97
Mar 01	at Arkansas State	9.0	5	0	0	3	13	1	0	0	0	0	0	1	0	13-0	7-1	2	1.73
Mar 03	CENTRAL ARKANSAS	9.0	6	0	0	4	14	1	0	0	0	1	0	0	0	5-0	8-1	2	1.54
Mar 04	CENTRAL ARKANSAS	9.0	9	3	3	4	8	1	0	0	0	0	3	0	0	5-3	9-1	3	1.68
Mar 05	CENTRAL ARKANSAS	9.0	2	0	0	5	8	0	0	0	1	0	0	3	0	4-0	10-1	3	1.53
Mar 07	at Oklahoma State	8.0	9	7	7	6	9	2	0	1	2	0	3	0	0	3-7	10-2	3	2.00
Mar 10	at Minnesota	8.0	6	5	5	1	8	1	1	0	1	0	1	0	1	2-5	10-3	3	2.25
Mar 11	at Minnesota	9.0	4	2	2	1	12	1	0	2	1	0	2	0	0	7-2	11-3	3	2.23
Mar 12	at Minnesota	9.0	8	3	1	2	9	0	0	0	1	0	1	2	0	12-3	12-3	3	2.15
Mar 15	at Southeast Missouri	8.1	8	5	5	6	14	1	0	1	1	0	0	0	0	4-5	12-4	3	2.34
Mar 17	MEMPHIS	9.0	8	5	5	0	9	1	1	1	1	0	0	0	0	9-5	13-4	3	2.50
Mar 18	MEMPHIS	9.0	13	6	6	6	12	1	1	0	2	0	0	1	0	5-6	13-5	3	2.69
Mar 19	MEMPHIS	9.0	10	5	4	1	9	1	0	2	0	0	1	1	0	4-5	13-6	3	2.76
Mar 21	NEW ORLEANS	9.0	7	2	2	3	5	1	0	1	2	0	1	3	0	7-2	14-6	3	2.73
Mar 24	at Central Michigan	9.0	6	1	1	3	4	1	0	0	0	0	1	2	0	12-1	15-6	3	2.64
Mar 24	at Central Michigan	8.1	6	2	2	4	8	1	0	0	3	0	1	1	0	1-2	15-7	3	2.62
Mar 26	at Central Michigan	8.0	10	7	3	4	10	3	0	1	0	0	0	0	1	4-7	15-8	3	2.65
Mar 28	ORAL ROBERTS	9.0	6	3	3	4	7	0	0	0	1	1	0	1	0	1-3	15-9	3	2.67
*Mar 31	BRADLEY	11.0	11	3	2	1	12	0	0	0	2	0	0	1	0	5-3	16-9	3	2.62
*Apr 01	BRADLEY	7.0	8	3	3	3	5	1	0	1	0	0	2	0	0	13-3	17-9	3	2.65
*Apr 02	BRADLEY	9.0	4	2	2	2	5	1	0	0	0	0	1	0	0	9-2	18-9	3	2.63
Apr 04	KANSAS	9.0	8	4	4	6	12	2	0	1	1	0	2	0	0	2-4	18-10	3	2.68
*Apr 07	DALLAS BAPTIST	9.0	2	1	1	2	13	0	0	1	2	0	0	0	0	5-1	19-10	3	2.62
*Apr 08	DALLAS BAPTIST	9.0	10	8	8	4	10	1	0	3	0	0	1	1	0	11-8	20-10	3	2.80
*Apr 09	DALLAS BAPTIST	9.0	9	3	3	3	9	2	0	0	2	2	0	0	0	7-3	21-10	3	2.81
Apr 11	ARKANSAS	9.0	18	12	11	5	12	2	2	0	3	0	1	1	0	4-12	21-11	3	3.07
Apr 13	at New Mexico	8.0	15	17	17	9	5	3	1	1	4	0	3	0	1	8-17	21-12	3	3.51
Apr 14	at New Mexico	8.0	10	9	9	6	2	3	0	1	5	0	2	1	0	5-9	21-13	3	3.68
Apr 15	at New Mexico	9.0	5	0	0	1	1	1	0	0	0	1	1	2	0	8-0	22-13	3	3.57
Apr 17	at Saint Louis	9.0	8	8	7	4	5	1	0	1	2	0	0	0	0	15-8	23-13	4	3.67
Apr 18	at Mizzou	9.0	10	3	2	1	10	2	0	0	1	0	0	1	0	5-3	24-13	5	3.63
*Apr 22	WICHITA STATE	9.0	7	5	4	4	12	0	0	3	4	0	1	1	0	12-5	25-13	5	3.64
*Apr 23	WICHITA STATE	9.0	7	4	3	1	6	1	1	1	1	0	0	1	0	13-4	26-13	5	3.62
*Apr 23	WICHITA STATE	9.0	6	1	1	4	7	0	0	0	0	0	0	3	0	8-1	27-13	5	3.55
Apr 25	MIZZOU	9.0	4	1	0	0	7	1	0	0	0	0	1	1	0	5-1	28-13	5	3.46
*Apr 28	at Evansville	9.0	9	8	8	6	13	1	0	1	3	0	1	0	0	13-8	29-13	5	3.57
*Apr 29	at Evansville	9.0	9	5	4	4	9	3	0	2	1	0	1	0	0	9-5	30-13	5	3.58
May 02	at Kansas	8.0	9	8	5	3	11	3	0	1	2	0	0	0	1	5-8	30-14	5	3.63
*May 05	at Southern Illinois	9.0	7	5	3	2	11	1	0	1	0	0	1	1	0	7-5	31-14	6	3.61
*May 06	at Southern Illinois	9.0	12	9	7	5	5	5	1	0	2	0	0	0	0	19-9	32-14	6	3.69
*May 07	at Southern Illinois	11.0	9	4	4	4	11	2	0	1	0	0	0	0	0	7-4	33-14	6	3.68
*May 12	INDIANA STATE	8.0	7	4	4	3	7	2	0	0	1	0	0	0	0	14-4	34-14	6	3.69
*May 13	INDIANA STATE	9.0	1	1	1	2	10	0	0	0	1	0	0	1	0	4-1	35-14	7	3.64
*May 14	INDIANA STATE	9.0	7	2	2	4	15	0	0	1	0	0	0	0	0	5-2	36-14	8	3.60
*May 18	at Illinois State	9.0	9	5	5	1	12	4	0	1	0	0	1	0	0	8-5	37-14	8	3.63
*May 19	at Illinois State	8.0	6	8	8	8	7	2	0	1	4	0	0	0	0	4-8	37-15	8	3.72
Totals		461.2	392	218	191	169	469	70	8	35	63	7	38	39	4	377-218	37-15	8	3.72



# MISSOURI STATE BASEBALL

2017 Missouri Valley Conference Baseball Championship | Wednesday, May 24 - Saturday, May 27 | Springfield, Mo. | Hammons Field (8,000) | KBFL 1060 AM/96.9 FM | The Valley on ESPN3

## PLAYER PROFILES



### 4 LOGAN GEHA

Redshirt Freshman  
C | R/R | 5-10 | 185  
Lee's Summit, Mo. (Lee's Summit West HS)



### 5 RYAN SKALNIK

Junior  
IF | R/R | 6-1 | 185  
Owasso, Okla. (NW Mississippi CC)

SEASON HIGHS	CAREER HIGHS
4, 3x, last 4/17 at Saint Louis	<b>At-bats</b> ..... 4, 3x, last last 4/17/17 at Saint Louis
2, 3/19 vs. Memphis	<b>Hits</b> ..... 2, 3/19/17 vs. Memphis
3, 4/23 vs. Wichita State	<b>Runs</b> ..... 3, 4/23/17 vs. Wichita State
2, 5/13 vs. Indiana State	<b>RBIs</b> ..... 2, 5/13/17 vs. Indiana State
1, 2x, last 4/14 at New Mexico	<b>Steals</b> ..... 1, 2x, last 4/14/17 at New Mexico
2, 4x, last 4/23 vs. Wichita State	<b>Walks</b> ..... 2, 4x, last 4/23/17 vs. Wichita State
2, 5x, last 5/6 at Southern Illinois	<b>Strikeouts</b> ..... 2, 5x, last 5/6/17 at Southern Illinois
1, 2/24 at Belmont	<b>Doubles</b> ..... 1, 2/24/17 at Belmont
1, 5/13 vs. Indiana State	<b>Home runs</b> ..... 1, 5/13/17 vs. Indiana State

SEASON HIGHS	CAREER HIGHS
4, 3/4 vs. Central Arkansas	<b>At-bats</b> ..... 4, 3/4/17 vs. Central Arkansas
1, 8x, last 4/15 at New Mexico	<b>Hits</b> ..... 1, 8x, last 4/15/17 at New Mexico
1, 3x, last 3/24 at Central Michigan	<b>Runs</b> ..... 1, 3x, last 3/24/17 at Central Michigan
3, 2/21 at Oral Roberts	<b>RBIs</b> ..... 3, 2/21/17 at Oral Roberts
NA	<b>Steals</b> ..... NA
1, 6x, last 5/5 at Southern Illinois	<b>Walks</b> ..... 1, 6x, last 5/5/17 at Southern Illinois
1, 10x, last 4/23 vs. Wichita State	<b>Strikeouts</b> ..... 1, 10x, last 4/23/17 vs. Wichita State
1, 2x, last 3/12 at Minnesota	<b>Doubles</b> ..... 1, 2x, last 3/12/17 at Minnesota
1, 3/4 vs. Central Arkansas	<b>Home runs</b> ..... 1, 3/4/17 vs. Central Arkansas

## 2017 GAME-BY-GAME

Date	Opponent	Pos	AB	R	H	RBI	2B	3B	HR	BB	SO	CS	HBP	SAC	SF	GDP	K	PO	A	E	Avg	
Feb 17	vs Rhode Island	*c	1	1	0	1	0	0	0	2	0	0	0	0	1	0	1	6	3	0	.000	
Feb 19	at McNeese State	*c	1	1	0	0	0	0	1	0	0	0	0	0	1	0	1	7	0	0	.000	
Feb 24	at Belmont	*c	2	2	1	0	0	1	0	0	0	0	0	0	0	0	0	6	1	0	.250	
Mar 01	at Arkansas State	*c	2	2	0	0	0	0	1	0	0	0	0	0	0	0	1	9	1	2	.167	
Mar 05	CENTRAL ARKANSAS	*c	4	0	1	0	0	0	0	0	0	0	0	0	0	0	1	6	2	0	.200	
Mar 07	at Oklahoma State	*c	2	0	0	0	0	0	0	0	0	0	0	0	1	0	2	9	0	0	.167	
Mar 12	at Minnesota	*c	3	1	0	0	0	0	0	0	0	0	0	0	0	0	0	9	0	0	.133	
Mar 19	MEMPHIS	*c	4	0	2	0	0	0	0	1	0	0	0	0	0	0	1	8	2	0	.211	
Mar 21	NEW ORLEANS	*c	3	1	0	0	0	0	0	1	0	0	0	0	0	0	1	0	0	0	.182	
Mar 24	at Central Michigan-2	*c	3	0	0	0	0	0	0	0	0	0	0	0	0	0	2	6	2	0	.160	
Apr 01	BRADLEY	*c	1	2	1	1	0	0	0	2	0	0	0	0	0	0	0	5	1	0	.192	
Apr 02	BRADLEY	*c	3	0	0	0	0	0	0	0	0	0	0	0	0	0	0	4	1	0	.172	
Apr 04	KANSAS	ph	0	0	0	0	0	0	0	0	0	0	0	0	1	0	0	0	0	0	.172	
Apr 08	DALLAS BAPTIST	*c	1	0	0	0	0	0	0	2	1	0	0	0	0	0	1	8	2	0	.167	
Apr 11	ARKANSAS	ph/c	1	0	0	0	0	0	0	0	0	0	0	0	0	0	1	1	0	0	.161	
Apr 13	at New Mexico	*c	1	0	0	0	0	0	0	0	0	0	0	0	0	0	0	0	0	0	.156	
Apr 14	at New Mexico	*c	1	0	0	0	0	0	0	2	1	0	0	0	0	0	0	1	1	0	.152	
Apr 17	at Saint Louis	*c	4	1	1	1	0	0	0	0	0	0	0	0	1	0	0	2	4	1	.162	
Apr 23	WICHITA STATE-1	*c	2	3	1	0	0	0	2	0	0	1	0	0	0	0	0	5	1	0	.179	
Apr 28	at Evansville	*c	1	0	0	0	0	0	0	0	0	0	0	0	0	0	0	3	1	0	.175	
May 02	at Kansas	*c	3	3	2	1	1	0	0	0	0	0	0	0	0	0	2	8	4	0	.186	
May 06	at Southern Illinois	*c	2	2	1	1	0	0	1	0	0	1	0	0	0	0	2	5	0	0	.174	
May 13	INDIANA STATE	*c	2	2	1	2	0	0	1	1	0	0	1	0	0	0	0	10	0	1	.188	
May 19	at Illinois State	*c	3	1	0	0	0	0	0	0	0	0	0	1	0	0	0	6	2	0	.176	
Totals			21gs	51	18	9	7	1	0	1	15	3	0	8	5	1	0	18	127	25	3	.176

On base pct. .427 • Slugging pct. .255

## 2017 GAME-BY-GAME

Date	Opponent	Pos	AB	R	H	RBI	2B	3B	HR	BB	SO	CS	HBP	SAC	SF	GDP	K	PO	A	E	Avg	
Feb 17	vs Rhode Island	ph/dh	1	1	0	0	0	0	1	0	0	0	0	0	0	0	0	0	0	0	0	.000
Feb 21	at Oral Roberts	ph	1	0	1	3	1	0	0	0	0	0	0	0	0	0	0	0	0	0	0	.500
Feb 24	at Belmont	ph	1	0	1	1	0	0	0	0	0	0	0	0	0	0	0	0	0	0	0	.667
Feb 26	at Lipscomb	ph	1	0	0	0	0	0	0	0	0	0	0	0	0	0	0	0	0	0	0	.500
Feb 26	at Middle Tennessee	ph	1	0	0	0	0	0	0	0	0	0	0	0	0	0	0	0	0	0	0	.400
Mar 01	at Arkansas State	2b	0	0	0	0	0	0	0	1	0	0	0	0	0	0	0	0	0	0	1	.400
Mar 03	CENTRAL ARKANSAS	*dh	3	0	0	0	0	0	0	0	0	0	0	0	0	0	0	0	0	0	0	.250
Mar 04	CENTRAL ARKANSAS	*dh	4	1	1	1	0	0	1	0	0	0	0	0	0	0	0	0	0	0	0	.250
Mar 05	CENTRAL ARKANSAS	*dh	2	0	0	0	0	0	0	0	0	0	0	0	0	0	0	0	0	0	0	.214
Mar 07	at Oklahoma State	ph	1	0	0	0	0	0	0	0	0	0	0	0	0	0	0	0	0	0	0	.200
Mar 10	at Minnesota	dh	1	0	0	0	0	0	0	0	0	0	0	0	0	0	0	1	0	0	0	.188
Mar 11	at Minnesota	ph	0	0	0	1	0	0	0	1	0	0	0	0	0	0	0	0	0	0	0	.188
Mar 12	at Minnesota	ph/1b	1	0	1	1	1	0	0	0	0	0	0	0	0	0	0	0	0	0	0	.235
Mar 15	at Southeast Missouri	*cf	2	0	0	1	0	0	0	0	0	0	0	0	0	0	0	1	0	0	0	.211
Mar 17	MEMPHIS	ph	1	0	1	1	0	0	0	0	0	0	0	0	0	0	0	0	0	0	0	.250
Mar 18	MEMPHIS	*dh	3	0	0	0	0	0	0	0	0	0	0	0	0	0	0	0	0	0	0	.217
Mar 21	NEW ORLEANS	ph/of	1	0	0	0	0	0	0	0	0	0	0	0	0	0	0	0	0	0	0	.208
Mar 24	at Central Michigan-1	ph	1	1	1	0	0	0	0	0	0	0	0	0	0	0	0	0	0	0	0	.240
Mar 24	at Central Michigan-2	dh	3	0	0	0	0	0	0	0	0	0	0	0	0	0	0	0	0	0	0	.214
Mar 28	ORAL ROBERTS	ph	1	0	0	0	0	0	0	0	0	0	0	0	0	0	0	0	0	0	0	.207
Mar 31	BRADLEY	ph/of	1	0	0	0	0	0	0	0	0	0	0	0	0	0	0	0	0	0	0	.200
Apr 01	BRADLEY	ph	1	0	0	0	0	0	0	0	0	0	0	0	0	0	0	0	0	0	0	.194
Apr 02	BRADLEY	*dh	2	0	1	0	0	0	0	1	0	0	0	0	0	0	0	0	0	0	0	.212
Apr 04	KANSAS	ph	1	0	0	0	0	0	0	0	0	0	0	0	0	0	0	0	0	0	0	.206
Apr 13	at New Mexico	ph	1	0	0	0	0	0	0	0	0	0	0	0	0	0	0	0	0	0	0	.200
Apr 15	at New Mexico	ph/dh	2	0	1	1	0	0	0	0	0	0	0	0	0	0	0	0	0	0	0	.216
Apr 17	at Saint Louis	ph	0	0	0	0	0	0	0	0	0	0	0	0	0	0	0	0	0	0	0	.216
Apr 18	at Mizzou	ph	1	0	0	0	0	0	0	0	0	0	0	0	0	0	0	0	0	0	0	.211
Apr 23	WICHITA STATE-2	ph	1	0	0	0	0	0	0	0	0	0	0	0	0	0	0	0	0	0	0	.205
May 05	at Southern Illinois	ph	0	0	0	0	0	0	0	1	0	0	0	0	0	0	0	0	0	0	0	.205
Totals			8gs	39	3	8	10	2	0	1	6	0	0	1	1	1	0	10	2	1	0	.205

On base pct. .319 • Slugging pct. .333

## GEHA'S CAREER TOTALS

Year	AVG	G-GS	AB	R	H	2B	3B	HR	RBI	SLG	BB	SO	OBP	SF	SH	SB-A	FA
2017	.176	28-21	51	18	9	1	0	1	7	.255	15	18	.427	1	5	3-3	.981
Totals	.176	28-21	51	18	9	1	0	1	7	.255	15	18	.427	1	5	3-3	.981


## SKALNIK'S CAREER TOTALS

Year	AVG	G-GS	AB	R	H	2B	3B	HR	RBI	SLG	BB	SO	OBP	SF	SH	SB-A	FA
2017	.205	32-8	39	3	8	2	0	1	10	.333	6	10	.319	1	1	0-0	1.000
Totals	.205	32-8	39	3	8	2	0	1	10	.333	6	10	.319	1	1	0-0	1.000

# MISSOURI STATE BASEBALL

2017 Missouri Valley Conference Baseball Championship | Wednesday, May 24 - Saturday, May 27 | Springfield, Mo. | Hammons Field (8,000) | KBFL 1060 AM/96.9 FM | The Valley on ESPN3

## PLAYER PROFILES



### 7 HUNTER STEINMETZ

Sophomore  
OF | L/L | 5-9 | 170  
Springfield, Mo. (Parkview HS)



### 8 AARON MEYER

Senior  
IF/OF | L/R | 6-0 | 180  
Millstadt, Ill. (Belleville West HS)

SEASON HIGHS	CAREER HIGHS
6, 2/25 at Lipscomb	<b>At-bats</b> ..... 6, 3x, last 2/25/17 at Lipscomb
3, 2x, last 5/13 vs. Indiana State	<b>Hits</b> ..... 3, 8x, last 5/13/17 vs. Indiana State
3, 2x, last 3/12 at Minnesota	<b>Runs</b> ..... 3, 5x, last 3/12/17 at Minnesota
3, 4x, 5/19 at Illinois State	<b>RBI's</b> ..... 3, 6x, last 5/19/17 at Illinois State
1, 8x, last 5/14 vs. Indiana State	<b>Steals</b> ..... 3, 3/16/16 vs. Western Illinois
3, 3x, last 4/13 at New Mexico	<b>Walks</b> ..... 3, 5x, last 4/13/17 at New Mexico
3, 2/24 at Belmont	<b>Strikeouts</b> ..... 3, 2/24/17 at Belmont
1, 8x, last 5/18 at Illinois State	<b>Doubles</b> ..... 2, 3/20/16 vs. Iowa
1, 4x, last 5/19 at Illinois State	<b>Home runs</b> ..... 1, 5x, last 5/19/17 at Illinois State

SEASON HIGHS	CAREER HIGHS
5, 11x, last 4/23 vs. Wichita State	<b>At-bats</b> ..... 5, 25x, last 4/23/17 vs. Wichita State
3, 4x, last 4/22 vs. Wichita State	<b>Hits</b> ..... 4, 5/28/16 vs. Dallas Baptist
3, 4/8 vs. Dallas Baptist	<b>Runs</b> ..... 4, 2/19/16 at UCA
5, 4/8 vs. Dallas Baptist	<b>RBI's</b> ..... 5, 4/8/17 vs. Dallas Baptist
1, 2/24 at Belmont	<b>Steals</b> ..... 1, 5x, last 2/24/17 at Belmont
2, 3x, last 4/17 at Saint Louis	<b>Walks</b> ..... 3, 5/3/16 vs. Arkansas
3, 3/17 vs. Memphis	<b>Strikeouts</b> ..... 4, 5/4/14 at Dallas Baptist
1, 10x, last 4/14 at New Mexico	<b>Doubles</b> ..... 2, 2x, last 4/16/16 at Wichita State
1, 4x, last 4/23 vs. Wichita State	<b>Home runs</b> ..... 1, 6x, last 4/23/17 vs. Wichita State

## 2017 GAME-BY-GAME

Date	Opponent	Pos	AB	R	H	RBI	2B	3B	HR	RBI	BB	SO	CS	HBP	SAC	SF	GDP	K	PO	A	E	AVG	
Feb 17	vs Rhode Island	*2b	4	1	0	0	0	0	0	0	0	3	0	0	0	0	0	0	3	0	0	0	.200
Feb 18	vs Stony Brook	*2b	5	0	0	0	0	0	0	0	0	0	0	0	0	0	0	0	1	0	0	0	.000
Feb 19	at McNeese State	*2b	4	0	0	0	0	0	0	0	0	0	0	0	0	0	0	1	2	0	0	.143	
Feb 21	at Oral Roberts	*2b/1b	4	1	2	0	0	0	0	0	0	0	0	0	0	0	0	1	3	0	0	.158	
Feb 24	at Belmont	*2b	5	0	3	0	0	0	0	0	0	0	0	0	0	0	0	0	2	0	0	0	.136
Feb 25	at Lipscomb	*2b	6	0	0	0	0	0	0	0	0	0	0	0	0	0	0	0	2	0	0	0	.179
Mar 01	at Arkansas State	*2b	3	0	1	0	0	0	0	0	0	0	0	0	0	0	0	0	2	2	0	0	.194
Mar 03	CENTRAL ARKANSAS	*2b	4	4	4	0	0	0	0	0	0	0	0	0	0	0	0	1	3	0	0	.200	
Mar 04	CENTRAL ARKANSAS	*2b	4	0	0	0	0	0	0	0	0	0	0	0	0	0	0	0	3	0	0	0	.173
Mar 05	CENTRAL ARKANSAS	*2b	5	0	0	0	0	0	0	0	0	0	0	0	0	0	0	0	3	0	0	0	.205
Mar 07	at Oklahoma State	*2b	5	2	2	0	0	0	0	0	0	0	0	0	0	0	0	1	1	0	0	.229	
Mar 10	at Minnesota	*2b	4	4	4	0	0	0	0	0	0	0	0	0	0	0	0	0	2	1	0	0	.220
Mar 11	at Minnesota	*2b	4	4	4	0	0	0	0	0	0	0	0	0	0	0	0	0	1	4	0	0	.222
Mar 12	at Minnesota	*2b	3	3	3	0	0	0	0	0	0	0	0	0	0	0	0	0	0	0	0	0	.246
Mar 15	at Southeast Missouri	*2b	0	0	0	0	0	0	0	0	0	0	0	0	0	0	0	0	0	0	0	0	.274
Mar 17	MEMPHIS	*2b	0	0	0	0	0	0	0	0	0	0	0	0	0	0	0	0	0	0	0	0	.292
Mar 18	MEMPHIS	*2b	4	4	4	0	0	0	0	0	0	0	0	0	0	0	0	0	1	3	0	0	.290
Mar 19	MEMPHIS	*2b	4	1	1	0	0	0	0	0	0	0	0	0	0	0	0	0	1	3	0	0	.301
Mar 21	NEW ORLEANS	*2b	4	0	0	0	0	0	0	0	0	0	0	0	0	0	0	0	1	3	0	0	.299
Mar 24	at Central Michigan-1	*2b	5	2	2	0	0	0	0	0	0	0	0	0	0	0	0	2	3	0	0	.305	
Mar 24	at Central Michigan-2	*2b	3	0	0	0	0	0	0	0	0	0	0	0	0	0	0	1	1	1	0	0	.306
Mar 26	at Central Michigan	*2b	0	0	0	0	0	0	0	0	0	0	0	0	0	0	0	2	1	0	0	.289	
Mar 28	ORAL ROBERTS	*2b	4	0	0	0	0	0	0	0	0	0	0	0	0	0	0	0	3	1	0	0	.290
Mar 31	BRADLEY	*2b	4	4	4	0	0	0	0	0	0	0	0	0	0	0	0	0	0	0	0	0	.268
Apr 01	BRADLEY	*2b	3	3	3	0	0	0	0	0	0	0	0	0	0	0	0	0	4	0	0	0	.270
Apr 02	BRADLEY	*2b	4	1	1	0	0	0	0	0	0	0	0	0	0	0	0	0	1	3	0	0	.275
Apr 04	KANSAS	*2b	4	0	0	0	0	0	0	0	0	0	0	0	0	0	0	0	1	3	0	0	.275
Apr 07	DALLAS BAPTIST	*2b	4	0	0	0	0	0	0	0	0	0	0	0	0	0	0	0	2	0	0	0	.275
Apr 08	DALLAS BAPTIST	*2b	4	0	0	0	0	0	0	0	0	0	0	0	0	0	0	0	2	3	0	0	.281
Apr 09	DALLAS BAPTIST	*2b	5	3	3	5	1	1	1	0	0	0	0	0	0	0	0	0	1	0	0	0	.277
Apr 11	ARKANSAS	*2b	3	1	1	0	0	0	0	0	0	0	0	0	0	0	0	1	2	0	0	0	.266
Apr 13	at New Mexico	*2b	0	0	0	0	0	0	0	0	0	0	0	0	0	0	0	0	1	3	0	0	.262
Apr 14	at New Mexico	*2b	4	1	1	1	0	0	0	0	0	0	0	0	0	0	0	2	1	0	0	.267	
Apr 15	at New Mexico	*2b	4	1	1	0	0	0	0	0	0	0	0	0	0	0	0	0	3	0	0	0	.259
Apr 17	at Saint Louis	*2b	5	5	2	2	1	0	0	0	0	0	0	0	0	0	0	1	0	3	0	0	.264
Apr 18	at Mizzou	*2b	4	4	4	2	0	0	0	0	0	0	0	0	0	0	0	0	1	0	0	0	.271
Apr 22	WICHITA STATE	*2b	1	1	2	0	0	0	0	0	0	0	0	0	0	0	0	0	0	0	0	0	.268
Apr 23	WICHITA STATE-1	*2b	4	0	4	0	0	0	0	0	0	0	0	0	0	0	0	0	4	0	0	0	.275
Apr 23	WICHITA STATE-2	*2b	4	4	4	4	1	0	0	0	0	0	0	0	0	0	0	0	1	3	0	0	.274
Apr 25	MIZZOU	*2b	2	2	2	1	0	0	0	0	0	0	0	0	0	0	0	0	2	0	0	0	.278
Apr 28	at Evansville	*2b	4	1	1	0	0	0	0	0	0	0	0	0	0	0	0	0	1	1	0	0	.277
Apr 29	at Evansville	*2b	4	1	1	0	0	0	0	0	0	0	0	0	0	0	0	0	1	4	0	0	.275
May 02	at Kansas	*2b	2	2	2	2	0	0	0	0	0	0	0	0	0	0	0	0	0	2	0	0	.282
May 05	at Southern Illinois	*2b	4	1	0	0	0	0	0	0	0	0	0	0	0	0	0	0	2	1	0	0	.275
May 06	at Southern Illinois	*2b	5	5	5	5	0	0	0	0	0	0	0	0	0	0	0	0	1	3	0	1	.279
May 07	at Southern Illinois	*2b	4	4	4	1	0	0	0	0	0	0	0	0	0	0	0	0	1	1	0	0	.278
May 12	INDIANA STATE	*2b	4	2	2	0	0	0	0	0	0	0	0	0	0	0	0	0	1	0	0	0	.272
May 13	INDIANA STATE	*2b	4	1	1	0	0	0	0	0	0	0	0	0	0	0	0	0	0	1	0	0	.281
May 14	INDIANA STATE	*2b	0	0	2	1	0	0	0	0	0	0	0	0	0	0	0	0	2	4	0	0	.284
May 18	at Illinois State	*2b	3	3	3	0	0	0	0	0	0	0	0	0	0	0	0	0	0	3	0	0	.284
May 19	at Illinois State	*2b	4	1	1	0	0	0	0	0	0	0	0	0	0	0	0	0	1	1	0	0	.284
Totals			51gs	208	49	59	35	8	0	4	40	8	1	5	4	4	2	48	110	3	2	.284	

On base pct. .405 • Slugging pct. .380

## STEINMETZ'S CAREER TOTALS

Year	AVG	G-GS	AB	R	H	2B	3B	HR	RBI	SLG	BB	SO	OBP	SF	SH	SB-A	FA
2016	.316	59-59	247	57	78	14	7	1	27	.441	39	34	.418	1	2	14-15	.984
2017	.284	51-51	208	49	59	8	0	4	35	.380	40	46	.405	4	4	8-9	.983
Totals	.301	110-110	455	106	137	22	7	5	62	.413	79	80	.412	5	6	22-24	.984

## 2017 GAME-BY-GAME

Date	Opponent	Pos	AB	R	H	RBI	2B	3B	HR	RBI	BB	SO	CS	HBP	SAC	SF	GDP	K	PO	A	E	AVG	
Feb 17	vs Rhode Island	*2b	4	1	0	0	0	0	0	0	0	0	0	0	0	0	0	0	0	0	0	0	.000
Feb 18	vs Stony Brook	*2b	5	0	0	0	0	0	0	0	0	0	0	0	0	0	0	0	1	0	0	0	.000
Feb 19	at McNeese State	*2b	4	0	0	0	0	0	0	0	0	0	0	0	0	0	0	0	1	2	4	0	.077
Feb 21	at Oral Roberts	*2b/1b	4	1	2	0	0	0	0	0	0	0	0	0	0	0	0	0	0	0	0	0	.176
Feb 24	at Belmont	*2b	5	0	3	0	0	0	0	0	0	0	0	0	0	0	0	0	0	2	0	0	.273
Feb 25	at Lipscomb	*2b	6	0	0	0	0	0	0	0	0	0	0	0	0	0	0	0	1	1	1	0	.259
Feb 26	at Middle Tennessee	*2b	3	3	0	1	0	0	0	0	0	0	0	0	0	0	0	0	1	2	0	0	.267
Mar 01	at Arkansas State	*2b	2	0	1	2	0	0	0	0	0	0	0	0	0	0	0	0	1	0	1	0	.281
Mar 03	CENTRAL ARKANSAS	*2b	2	0																			

# MISSOURI STATE BASEBALL

2017 Missouri Valley Conference Baseball Championship | Wednesday, May 24 - Saturday, May 27 | Springfield, Mo. | Hammons Field (8,000) | KBFL 1060 AM/96.9 FM | The Valley on ESPN3

## PLAYER PROFILES



### 9 JAKE BURGER

Junior  
IF | R/R | 6-2 | 210  
Chesterfield, Mo. (CBC HS)



### 10 DYLAN COLEMAN

Sophomore  
RHP | R/R | 6-6 | 215  
Potosi, Mo. (Potosi HS)

SEASON HIGHS	CAREER HIGHS
6, 3x, last 5/6 at Southern Illinois	At-bats ..... 6, 7x, last 5/6/17 at Southern Illinois
3, 6x, last 5/18 at Illinois State	Hits ..... 4, 5x, last 3/16/16 vs. Western Illinois
4, 4/17 at Saint Louis	Runs ..... 5, 3/16/16 vs. Western Illinois
5, 3/12 at Minnesota	RBIs ..... 5, 3x, last 3/12/17 at Minnesota
1, 3x, last 4/23 vs. Wichita State	Steals ..... 1, 10x, last 4/23/17 vs. Wichita State
3, 2x, last 4/29 at Evansville	Walks ..... 3, 3x, last 4/29/17 at Evansville
2, 7x, last 5/5 at Southern Illinois	Strikeouts ..... 3, 5/13/16 at Dallas Baptist
1, 11x, last 4/22 vs. Wichita State	Doubles ..... 2, 6x, last 3/26/16 vs. Minnesota
2, 3/12 at Minnesota	Home runs ..... 2, 3x, last 3/12/17 at Minnesota

SEASON HIGHS	CAREER HIGHS
7.0, 5x, last 5/13 vs. Indiana State	Innings ..... 7.0, 8x, last 5/13/17 vs. Indiana State
8, 3x, last 5/6 at Southern Illinois	Hits (most) ..... 8, 6x, last 5/6/17 at Southern Illinois
1, 2x, last 5/13 vs. Indiana State	Hits (fewest) ..... 1, 2x, last 5/13/17 vs. Indiana State
6, 2x, last 5/6 at Southern Illinois	ER (most) ..... 6, 3x, last 5/6/17 at Southern Illinois
0, 2x, last 2/26 at Middle Tennessee	ER (fewest) ..... 0, 4x, last 2/26/17 at Middle Tennessee
5, 3x, last 5/19 at Illinois State	Walks ..... 6, 2x, last 5/19/16 vs. Illinois State
8, 2x, last 5/13 vs. Indiana State	Strikeouts ..... 11, 4/1/16 vs. Central Michigan
2, 3x, last 4/1 vs. Bradley	HBP ..... 2, 4x, last 4/1/17 vs. Bradley
7.0, 2/26 at Middle Tennessee	Most scoreless IP ... 7.0, 2x, last 2/26/17 at Middle Tenn.

## 2017 GAME-BY-GAME

Date	Opponent	Pos	AB	R	H	RBI	2B	3B	HR	BB	SO	CS	HBP	SAC	SF	GDP	K	PO	A	E	Avg
Feb 17	vs Rhode Island	*3b	3	2	3	1	0	0	0	2	0	0	0	0	0	0	0	1	1	0	.667
Feb 18	vs Stony Brook	*3b	3	1	0	0	0	0	0	0	0	0	0	0	0	0	0	0	2	0	.333
Feb 19	at McNeese State	*3b	4	4	1	2	0	0	0	0	0	0	0	0	0	0	1	0	2	0	.400
Feb 21	at Oral Roberts	*3b	1	1	1	0	0	0	0	0	0	0	0	0	0	0	0	0	1	0	.333
Feb 24	at Belmont	*3b	4	0	0	0	0	0	0	0	0	0	0	0	0	0	1	1	2	0	.166
Feb 25	at Lipscomb	*3b	1	2	1	0	0	0	0	1	0	0	0	0	0	0	2	0	1	0	.320
Feb 26	at Middle Tennessee	*3b	5	1	1	0	0	0	0	0	0	0	0	0	0	0	2	0	1	2	.300
Mar 01	at Arkansas State	*3b	0	0	0	0	0	0	0	0	0	0	0	0	0	0	0	0	0	0	.286
Mar 03	CENTRAL ARKANSAS	*3b	0	0	0	0	0	0	0	0	0	0	0	0	0	0	0	0	1	0	.263
Mar 04	CENTRAL ARKANSAS	*3b	4	4	1	2	3	0	0	0	0	0	0	0	0	0	0	0	2	0	.286
Mar 05	CENTRAL ARKANSAS	*3b	3	3	1	2	1	1	0	1	0	0	0	0	0	0	0	0	2	0	.311
Mar 07	at Oklahoma State	*3b	4	0	1	1	0	0	0	0	0	0	0	0	0	0	0	0	0	1	.322
Mar 10	at Minnesota	*3b	3	3	1	1	0	0	0	0	0	0	0	0	0	0	0	0	0	0	.308
Mar 11	at Minnesota	*3b	4	4	1	1	0	0	0	0	0	0	0	0	0	0	0	0	1	0	.304
Mar 12	at Minnesota	*3b	2	2	2	5	0	0	2	1	0	0	0	0	0	0	0	0	1	1	.322
Mar 15	at Southeast Missouri	*3b	3	2	2	2	0	0	0	0	0	0	0	0	0	0	0	0	1	0	.339
Mar 17	MEMPHIS	*3b	5	5	2	1	0	0	1	0	0	0	0	0	0	0	0	1	3	0	.343
Mar 18	MEMPHIS	*3b	4	4	2	2	1	0	0	1	0	0	0	0	0	0	1	3	0	0	.362
Mar 19	MEMPHIS	*3b	2	2	1	0	1	0	0	0	0	0	0	0	0	0	1	0	2	1	.351
Mar 21	NEW ORLEANS	*3b	4	4	2	2	1	0	0	0	0	0	0	0	0	0	0	1	1	3	.369
Mar 24	at Central Michigan-1	*3b	5	5	2	2	0	0	0	0	0	0	0	0	0	0	0	0	1	2	.373
Mar 24	at Central Michigan-2	*3b	4	4	1	3	0	1	0	0	0	0	0	0	0	0	0	2	1	1	.391
Mar 26	at Central Michigan	*3b	4	0	0	0	0	0	0	0	0	0	0	0	0	0	0	0	1	0	.386
Mar 28	ORAL ROBERTS	*3b	4	4	0	0	0	0	0	0	0	0	0	0	0	0	0	2	0	1	.379
Mar 31	BRADLEY	*3b	4	4	1	1	2	0	0	1	2	0	0	0	0	0	0	0	5	1	.374
Apr 01	BRADLEY	*3b	2	2	2	1	0	0	0	1	0	0	0	0	0	0	0	0	0	0	.379
Apr 02	BRADLEY	*3b	3	3	1	1	0	0	0	0	2	0	0	0	0	0	0	0	0	0	.387
Apr 04	KANSAS	*3b	3	3	0	0	0	0	0	2	0	0	0	0	0	0	0	0	3	0	.385
Apr 07	DALLAS BAPTIST	*3b	0	0	0	0	0	0	0	0	0	0	0	0	0	0	0	0	0	0	.372
Apr 08	DALLAS BAPTIST	*3b	1	1	0	0	0	0	0	1	0	0	0	0	0	0	0	1	3	0	.371
Apr 09	DALLAS BAPTIST	*3b	3	3	2	1	3	0	0	1	0	0	0	0	0	0	0	0	1	1	.370
Apr 11	ARKANSAS	*3b	4	4	4	3	2	1	1	1	0	0	0	0	0	0	0	1	1	0	.374
Apr 13	at New Mexico	*3b	0	0	0	0	0	0	0	0	0	0	0	0	0	0	2	0	0	0	.359
Apr 14	at New Mexico	*3b	1	2	0	0	0	0	0	1	0	0	0	0	0	0	0	2	1	0	.353
Apr 15	at New Mexico	*3b	3	3	3	2	0	1	0	0	0	0	0	0	0	0	0	0	2	0	.360
Apr 17	at Saint Louis	*3b	4	4	4	4	0	0	0	1	2	0	0	0	0	0	0	1	0	3	.364
Apr 18	at Missouri	*3b	4	4	2	1	2	0	0	1	0	0	0	0	0	0	0	0	1	1	.364
Apr 22	WICHITA STATE	*3b	4	4	3	3	0	0	0	0	2	0	0	0	0	0	0	0	1	2	.361
Apr 23	WICHITA STATE-1	*3b	6	6	3	3	4	0	1	0	0	0	0	0	0	0	0	0	1	2	.366
Apr 23	WICHITA STATE-2	*3b	3	3	3	1	1	0	0	0	0	0	0	0	0	0	0	0	2	0	.373
Apr 25	MISSOURI	*3b	4	4	3	3	0	0	0	0	0	0	0	0	0	0	0	0	0	0	.364
Apr 28	at Evansville	*3b	3	3	3	3	0	0	0	0	0	0	0	0	0	0	0	2	1	2	.364
Apr 29	at Evansville	*3b	1	1	0	0	0	0	0	3	0	0	0	0	0	0	0	0	2	0	.363
May 02	at Kansas	*3b	3	3	3	3	1	1	0	0	0	0	0	0	0	0	0	0	1	0	.363
May 05	at Southern Illinois	*3b	4	4	0	0	1	0	0	0	0	0	0	0	0	0	0	1	2	0	.349
May 06	at Southern Illinois	*3b	3	3	2	3	0	0	0	0	0	0	0	0	0	0	0	0	1	0	.348
May 07	at Southern Illinois	*3b	1	1	0	0	0	0	0	1	0	0	0	0	0	0	0	0	0	0	.339
May 12	INDIANA STATE	*3b	0	0	0	0	0	0	0	0	0	0	0	0	0	0	0	0	1	1	.340
May 13	INDIANA STATE	*3b	0	0	0	0	0	0	0	0	0	0	0	0	0	0	0	0	1	0	.335
May 14	INDIANA STATE	*3b	0	0	0	0	0	0	0	0	0	0	0	0	0	0	0	0	0	0	.345
May 16	at Illinois State	*3b	0	0	0	0	0	0	0	0	0	0	0	0	0	0	0	0	0	0	.351
May 19	at Illinois State	*3b	3	3	0	0	0	0	0	0	0	0	0	0	0	0	0	0	0	0	.346
Totals			529	205	62	71	57	11	0	20	38	3	1	8	0	4	6	30	23	95	.346

On base pct. .459 • Slugging pct. .693

## 2017 GAME-BY-GAME

Date	Opponent	GS	IP	H	R	ER	BB	SO	2B	3B	HR	WP	BK	HBP	IBB	Score	W-L	Sv	ERA	NP	
Feb 18	vs Stony Brook	*	2.0	2	0	0	1	0	0	0	0	0	0	0	0	7-0	0-0	0	0.00	24	
Feb 21	at Oral Roberts	*	4.1	4	4	1	0	7	2	0	1	2	0	0	0	9-5	0-0	0	1.42	61	
Feb 26	at Middle Tennessee	*	7.0	1	0	0	3	8	0	0	0	1	0	0	0	5-0	1-0	0	0.68	99	
Mar 04	CENTRAL ARKANSAS	*	5.2	8	3	3	3	4	1	0	0	0	2	0	0	5-3	1-0	0	1.89	114	
Mar 11	at Minnesota	*	7.0	4	2	2	0	7	1	0	2	1	0	2	0	7-2	2-0	0	2.08	96	
Mar 18	MEMPHIS	*	3.0	6	5	5	4	4	4	1	1	0	0	0	0	5-6	2-1	0	3.41	75	
Mar 24	at Central Michigan-2	*	6.1	4	1	1	4	7	1	0	0	1	0	0	0	1-2	2-1	0	3.06	95	
Apr 01	BRADLEY	*	7.0	8	3	3	3	5	1	0	1	0	0	0	0	2	13-3	3-1	0	3.19	106
Apr 08	DALLAS BAPTIST	*	6.0	4	4	4	3	5	0	0	1	0	0	0	0	0	11-8	4-1	0	3.54	91
Apr 14	at New Mexico	*	4.2	7	6	6	4	1	2	0	0	4	0	1	0	5-9	4-2	0	4.25	92	
Apr 23	WICHITA STATE-1	*	7.0	6	4	4	3	1	1	1	1	1	0	0	0	13-4	5-2	0	4.20	93	
Apr 28	at Evansville	*	4.2	3	5	5	5	7	0	0	1	1	0	1	0	13-8	6-2	0	4.59	89	
May 06	at Southern Illinois	*	4.2	8	6	6	4	2	4	1	0	0	0	0	0	19-9	6-2	0	5.06	87	
May 13	INDIANA STATE	*	7.0	1	1	1	2	8	0	0	0	1	0	0	0	4-1	7-2	0	4.72	102	
May 19	at Illinois State	*	5.0	2	5	5	5	6	0	0	1	1	0	0	0	4-8	7-3	0	4.98	101	
Totals			13	81.1	88	49	45	41	77	14	3	8	14	0	9	0	121-88	7-3	0	4.98	-

## BURGER'S CAREER TOTALS

||
||
||

# MISSOURI STATE BASEBALL

2017 Missouri Valley Conference Baseball Championship | Wednesday, May 24 - Saturday, May 27 | Springfield, Mo. | Hammons Field (8,000) | KBFL 1060 AM/96.9 FM | The Valley on ESPN3

## PLAYER PROFILES



### 11 JEREMY EIERMAN

Sophomore  
IF | R/R | 6-1 | 205  
Warsaw, Mo. (Warsaw HS)



### 13 BRYAN YOUNG

Senior  
RHP | R/R | 6-1 | 215  
Kansas City, Mo. (Staley HS)

SEASON HIGHS	CAREER HIGHS
6, 2x, last 4/17 at Saint Louis	<b>At-bats</b> ..... 6, 3x, last 4/17/17 at Saint Louis
4, 2x, last 4/17 at Saint Louis	<b>Hits</b> ..... 5, 5/17/16 at Arkansas
3, 4x, last 5/7 at Southern Illinois	<b>Runs</b> ..... 3, 7x, last 5/7/17 at Southern Illinois
5, 2x, last 4/28 at Evansville	<b>RBI</b> ..... 5, 2x, last 4/28/17 at Evansville
1, 11x, last 5/14 vs. Indiana State	<b>Steals</b> ..... 2, 2/28/16 at Austin Peay
3, 3/1 at Arkansas State	<b>Walks</b> ..... 3, 3/1/17 at Arkansas State
3, 5/5 at Southern Illinois	<b>Strikeouts</b> ..... 3, 6x, last 5/17 at Southern Illinois
3, 4/17 at Saint Louis	<b>Doubles</b> ..... 3, 4/17/17 at Saint Louis
2, 2x, last 4/28 at Evansville	<b>Home runs</b> ..... 2, 3x, last 4/28/17 at Evansville

SEASON HIGHS	CAREER HIGHS
2.2, 5/7 at Southern Illinois	<b>Innings</b> ..... 5.0, 5/28/16 vs. Dallas Baptist
3, 3/15 at Southeast Missouri	<b>Hits (most)</b> ..... 5, 3/27/15 at Jacksonville
0, 15x, last 5/14 vs. Indiana State	<b>Hits (fewest)</b> ..... 0, 39x, last 5/14/17 vs. Indiana State
1, 2x, last 5/18 at Illinois State	<b>ER (most)</b> ..... 2, 3x, last 3/27/15 at Jacksonville
0, 18x, last 5/14 vs. Indiana State	<b>ER (fewest)</b> ..... 0, 63x, last 5/14/17 vs. Indiana State
3, 3x, last 5/7 at Southern Illinois	<b>Walks</b> ..... 5, 5/3/15 vs. Wichita State
3, 5x, last 5/14 vs. Indiana State	<b>Strikeouts</b> ..... 6, 2x, last 5/28/16 vs. Dallas Baptist
1, 2x, last 4/2 vs. Bradley	<b>HBP</b> ..... 1, 6x, last 4/2/17 vs. Bradley
2.2, 5/7 at Southern Illinois	<b>Most scoreless IP</b> ..... 4.0, 3/9/14 vs. Utah

## 2017 GAME-BY-GAME

Date	Opponent	Pos	AB	R	H	RBI	2B	3B	HR	BB	SB	CS	HBP	SAC	SF	GDP	K	PO	A	E	Avg		
Feb 17	vs Rhode Island	*SS	4	2	2	3	0	0	1	0	0	0	0	0	0	0	1	0	3	5	0	.750	
Feb 18	vs Stony Brook	*SS	4	1	1	0	0	0	0	0	0	0	0	0	0	0	0	0	1	0	0	.250	
Feb 19	at McNeese State	*SS	4	4	1	2	3	1	0	0	0	0	0	0	0	0	0	0	2	2	1	.583	
Feb 21	at Oral Roberts	*SS	4	0	1	1	0	0	0	0	0	0	0	0	0	0	0	0	3	4	0	.471	
Feb 24	at Belmont	*SS	6	0	1	1	0	0	0	0	0	0	0	0	0	0	1	1	1	4	0	.409	
Feb 25	at Lipscomb	*SS	5	5	0	2	2	0	0	1	0	0	0	0	0	0	0	2	2	1	0	.407	
Feb 26	at Middle Tennessee	*SS	4	1	1	0	0	0	0	0	0	0	0	0	0	0	0	2	2	4	0	.355	
Mar 01	at Arkansas State	*SS	3	3	3	0	0	0	0	0	0	0	0	0	0	0	0	0	1	0	0	.471	
Mar 03	CENTRAL ARKANSAS	*SS	3	3	3	0	0	0	0	0	0	0	0	0	0	0	0	0	1	2	2	.333	
Mar 04	CENTRAL ARKANSAS	*SS	4	4	1	1	1	0	0	1	0	0	0	0	0	0	0	0	0	0	0	.325	
Mar 05	CENTRAL ARKANSAS	*SS	4	4	2	2	2	0	0	1	0	0	0	0	0	0	0	1	2	2	0	.341	
Mar 07	at Oklahoma State	*SS	4	0	0	0	0	0	0	0	0	0	0	0	0	0	1	1	2	1	1	.314	
Mar 10	at Minnesota	*SS	3	1	1	0	0	0	0	0	0	0	0	0	0	0	0	0	1	1	1	.286	
Mar 11	at Minnesota	*SS	4	1	0	1	0	0	0	0	0	0	0	0	0	0	1	1	2	2	0	.291	
Mar 12	at Minnesota	*SS	3	5	0	0	0	0	0	0	0	0	0	0	0	0	0	1	2	2	1	.267	
Mar 15	at Southeast Missouri	*SS	3	2	3	1	0	0	0	0	0	0	0	0	0	0	0	0	2	4	0	.270	
Mar 17	MEMPHIS	*SS	4	4	2	3	1	1	0	0	1	1	0	0	0	0	0	0	1	1	1	.299	
Mar 18	MEMPHIS	*SS	3	2	3	1	1	0	0	0	0	0	0	0	0	0	0	1	1	1	0	.300	
Mar 19	MEMPHIS	*SS	5	1	1	2	0	0	1	0	0	0	0	0	0	0	2	2	5	0	0	.253	
Mar 21	NEW ORLEANS	*SS	4	4	1	2	0	0	0	0	0	0	0	0	0	0	0	2	3	4	0	.304	
Mar 24	at Central Michigan-1	*SS	6	2	3	1	0	0	0	0	0	0	0	0	0	0	1	0	3	0	0	.318	
Mar 24	at Central Michigan-2	*SS	4	0	0	0	0	0	0	0	0	0	0	0	0	0	0	1	1	4	0	.326	
Mar 26	at Central Michigan	*SS	4	0	0	0	0	0	0	0	0	0	0	0	0	0	0	0	2	2	0	.312	
Mar 28	ORAL ROBERTS	*SS	3	0	0	0	0	0	0	0	0	0	0	0	0	0	0	1	3	2	0	.302	
Mar 31	BRADLEY	*SS	4	4	1	2	2	0	0	1	0	0	0	0	0	0	0	0	3	4	0	.310	
Apr 01	BRADLEY	*SS	4	2	3	1	0	0	0	0	0	0	0	0	0	0	0	0	0	1	0	.317	
Apr 02	BRADLEY	*SS	4	4	1	1	0	0	0	0	0	0	0	0	0	0	0	0	2	0	5	.324	
Apr 04	KANSAS	*SS	4	0	0	0	0	0	0	0	0	0	0	0	0	0	0	1	0	0	0	.312	
Apr 07	DALLAS BAPTIST	*SS	4	4	0	1	1	0	0	0	0	0	0	0	0	0	0	2	0	4	0	.310	
Apr 08	DALLAS BAPTIST	*SS	3	3	3	1	1	0	0	1	0	0	0	0	0	0	0	0	2	4	0	.328	
Apr 09	DALLAS BAPTIST	*SS	2	2	2	1	2	0	0	1	2	1	0	0	0	0	0	0	1	3	3	1	.331
Apr 11	ARKANSAS	*SS	5	0	0	1	1	1	0	0	0	0	0	0	0	0	0	2	0	2	0	.325	
Apr 13	at New Mexico	*SS	5	2	2	1	1	0	0	0	0	0	0	0	0	0	1	0	2	4	0	.328	
Apr 14	at New Mexico	*SS	4	0	1	0	0	0	0	0	0	0	0	0	0	0	0	0	1	1	0	.326	
Apr 15	at New Mexico	*SS	4	1	4	3	1	0	0	1	0	0	0	0	0	0	0	0	1	4	0	.345	
Apr 17	at Saint Louis	*SS	6	6	0	4	5	3	0	1	0	0	0	0	0	0	0	1	1	7	0	.359	
Apr 18	at Mizzou	*SS	3	3	0	0	0	0	0	0	0	0	0	0	0	0	0	0	2	1	6	.351	
Apr 22	WICHITA STATE	*SS	3	3	2	0	0	0	0	0	0	0	0	0	0	0	0	0	0	1	6	.358	
Apr 23	WICHITA STATE-1	*SS	4	0	0	0	0	0	0	0	2	0	0	0	0	0	0	0	2	4	1	.351	
Apr 23	WICHITA STATE-2	*SS	4	0	1	0	0	0	0	0	0	0	0	0	0	0	0	2	3	4	1	.348	
Apr 25	MIZZOU	*SS	4	0	1	0	0	0	0	0	0	0	0	0	0	0	0	0	1	5	0	.346	
Apr 28	at Evansville	*SS	4	4	2	2	5	0	0	2	1	0	0	0	0	0	1	0	6	1	2	.349	
Apr 29	at Evansville	*SS	3	3	2	1	0	0	0	0	2	1	0	0	0	0	0	2	1	0	1	.349	
May 02	at Kansas	*SS	4	0	1	0	0	0	0	0	0	0	0	0	0	0	0	0	1	0	0	.347	
May 05	at Southern Illinois	*SS	4	2	1	0	0	0	0	0	0	0	0	0	0	0	0	3	1	4	0	.345	
May 06	at Southern Illinois	*SS	4	3	1	1	0	0	0	2	0	0	0	0	0	0	0	0	0	0	6	.343	
May 07	at Southern Illinois	*SS	5	3	3	1	3	0	0	1	1	1	0	0	0	0	0	0	2	2	0	.339	
May 12	INDIANA STATE	*SS	4	0	0	0	0	0	0	0	0	0	0	0	0	0	0	1	1	1	0	.342	
May 13	INDIANA STATE	*SS	4	0	0	0	0	0	0	0	0	0	0	0	0	0	0	2	2	6	0	.335	
May 14	INDIANA STATE	*SS	5	0	0	0	0	0	0	0	0	0	0	0	0	0	0	2	0	4	0	.332	
May 16	at Illinois State	*SS	1	1	0	0	0	0	0	0	0	0	0	0	0	0	0	1	1	2	0	.330	
May 19	at Illinois State	*SS	4	4	0	0	0	0	0	0	0	0	0	0	0	0	0	1	2	0	0	.334	
Totals			52gs	204	56	66	59	15	2	18	31	11	1	11	2	3	7	48	63	154	7	.324	

On base pct. .434 • Slugging pct. .681

## EIERMAN'S CAREER TOTALS

Year	AVG	G-GS	AB	R	H	2B	3B	HR	RBI	SLG	BB	SO	OBP	SF	SH	SB-A	FA
2016	.296	59-59	230	45	68	13	4	9	48	.504	12	67	.336	2	2	6-6	.915
2017	.324	52-52	204	56	66	15	2	18	59	.681	31	48	.434	3	2	11-12	.969
Totals	.309	111-111	434	101	134	28	6	27	107	.588	43	115	.385	5	4	17-18	.941


## 2017 GAME-BY-GAME

Date	Opponent	GS	IP	H	R	ER	BB	SO	2B	3B	HR	WP	BK	HBP	IBB	Score	W-L	Sv	ERA	NP
Feb 21	at Oral Roberts	2.0	0	0	0	0	0	3	0	0	0	0	0	0	0	9-5	0-0	0	0.00	23
Feb 24	at Belmont	1.0	0	0	0	0	0	3	0	0	0	0	0	0	0	7-5	0-0	1	0.00	14
Feb 25	at Lipscomb	1.0	1	0	0	1	1	0	0	0	0	0	0	0	0	6-4	0-0	2	0.00	24
Mar 03	CENTRAL ARKANSAS	1.0	0	0	0	0	2	2	1	0	0	0	0	0	0	5-0	0-0	2	0.00	17
Mar 04	CENTRAL ARKANSAS	1.0	1	0	0	0	1	0	0	0	0	0	0	0	0	5-0	0-0	2	0.00	18
Mar 15	at Southeast Missouri	1.0	3	1	1	3	0	0	0	0	0	0	0	0	0	4-5	0-1	3	1.2	34
Mar 17	MEMPHIS	1.0	0	0	0	0	1	0	0	0	0	0	0	0	0	9-5	0-1	3	1.00	9
Mar 28	ORAL ROBERTS	1.0	0	0	0	0	2	0	0	0	0	0	0	0	0	1-3	0-1	3	0.90	13
Apr 02	BRADLEY	1.0	0	0	0	0	1	0	0	0	0	0	0	0	0	9-2	0-1	3	0.82	20
Apr 04	KANSAS	0.1	0	0	0	0	1	0	0	0	0	0	0	0	0	2-4	0-1	3	0.75	4
Apr 0																				

# MISSOURI STATE BASEBALL

2017 Missouri Valley Conference Baseball Championship | Wednesday, May 24 - Saturday, May 27 | Springfield, Mo. | Hammons Field (8,000) | KBFL 1060 AM/96.9 FM | The Valley on ESPN3

## PLAYER PROFILES



### 14 JORDAN KNUTSON

Senior  
LHP | R/L | 6-0 | 175  
Lee's Summit, Mo. (Lee's Summit HS)



### 16 JAKE FROMSON

Junior  
RHP | R/R | 5-10 | 195  
Lee's Summit, Mo. (Kansas State)

<b>SEASON HIGHS</b> .....	<b>CAREER HIGHS</b> .....
8.0, 4/7 vs. Dallas Baptist.....	Innings..... 8.2, 3/29/15 at Jacksonville
10, 4/13 at New Mexico.....	Hits (most)..... 10, 4/13/17 at New Mexico
1, last 4/18 at Missouri.....	Hits (fewest)..... 0, 5x, last 2/15/15 vs. Washington State
8, 4/13 at New Mexico.....	ER (most)..... 8, 4/13/17 at New Mexico
0, 4x, last 5/2 at Kansas.....	ER (fewest)..... 0, 17x, last 5/2/17 at Kansas
3, 2x, last 5/12 vs. Indiana State.....	Walks..... 5, 4/22/16 vs. Evansville
13, 4/7 vs. Dallas Baptist.....	Strikeouts..... 13, 4/7/17 vs. Dallas Baptist
1, 5x, last 5/18 at Illinois State.....	HBP..... 2, 3x, last 4/29/16 at Indiana State
7.0, 2/18 vs. Stony Brook.....	Most scoreless IP..... 8.0, 4/12/15 at Evansville

<b>SEASON HIGHS</b> .....	<b>CAREER HIGHS</b> .....
5.0, 3/31 vs. Bradley.....	Innings..... 7.0, 5/15/16 at Dallas Baptist
3, 3x, last 4/22 vs. Wichita State.....	Hits (most)..... 10, 5/21/16 vs. Illinois State
0, 11x, last 5/13 vs. Indiana State.....	Hits (fewest)..... 0, 18x, last 5/13/17 vs. Indiana State
5, 4/13 at New Mexico.....	ER (most)..... 6, 5/7/16 vs. Southern Illinois
0, 23x, last 5/18 at Illinois State.....	ER (fewest)..... 0, 34x, last 5/18/17 at Illinois State
2, 3x, last 5/2 at Kansas.....	Walks..... 5, 5/26/16 vs. Bradley
8, 5/18 at Illinois State.....	Strikeouts..... 8, 2x, last 5/15/16 at Dallas Baptist
2, 4/13 at New Mexico.....	HBP..... 3, 5/28/16 vs. Dallas Baptist
4.1, 5/18 at Illinois State.....	Most scoreless IP..... 4.1, 5/18/17 at Illinois State

## 2017 GAME-BY-GAME

Date	Opponent	GS	IP	H	R	ER	BB	SO	2B	3B	HR	WP	BK	HBP	IBB	Score	W-L	Sv	ERA	NP	
Feb 16	vs Stony Brook	*	7.0	3	0	0	0	2	0	0	0	0	0	0	0	7-0	1-0	0	0.00	72	
Feb 25	at Lipscomb	*	6.0	6	3	3	1	6	2	0	0	0	0	0	0	6-4	1-0	0	2.00	102	
Mar 03	CENTRAL ARKANSAS	*	5.1	6	0	0	0	8	1	0	0	0	0	0	0	5-0	2-0	0	1.47	96	
Mar 10	at Minnesota	*	7.0	4	3	3	0	7	0	1	0	0	0	0	0	2-5	2-1	0	2.13	78	
Mar 17	MEMPHIS	*	7.0	8	5	5	0	6	1	1	1	0	0	0	0	9-5	3-1	0	3.06	94	
Mar 24	at Central Michigan-1	*	7.0	5	5	1	3	3	1	0	0	0	0	0	0	12-1	4-1	0	2.75	99	
Mar 31	BRADLEY	*	6.0	8	2	2	2	7	0	0	0	0	0	0	0	5-3	4-1	0	2.78	95	
Apr 07	DALLAS BAPTIST	*	6.0	2	1	2	13	0	0	0	1	2	0	0	0	5-1	5-1	0	2.53	115	
Apr 13	at New Mexico	*	4.1	10	8	8	2	2	0	0	0	0	0	0	0	8-17	5-2	0	3.59	92	
Apr 18	at Mizzou	*	1.0	1	0	0	0	1	0	0	0	0	0	0	0	5-3	5-2	0	3.53	18	
Apr 22	WICHITA STATE	*	5.2	4	4	3	2	6	0	0	0	2	2	0	0	12-5	5-2	0	3.64	102	
Apr 28	at Evansville	*	3.0	5	3	0	0	4	1	0	0	0	0	0	0	15-8	5-2	0	3.58	55	
May 02	at Kansas	*	0.2	2	0	0	0	2	0	0	0	0	0	0	0	5-8	5-2	0	3.84	11	
May 05	at Southern Illinois	*	6.0	7	5	3	1	5	2	1	0	0	0	0	0	7-5	5-2	0	3.89	25	
May 12	INDIANA STATE	*	6.0	7	4	4	3	5	2	0	0	1	0	0	0	14-4	6-2	0	4.05	111	
May 18	at Illinois State	*	3.2	7	4	4	1	2	3	0	0	0	0	0	0	8-5	8-2	0	4.30	85	
Totals			14	83	85	43	40	18	83	14	2	5	15	0	5	0	123-74	6-2	0	4.30	-

## 2017 GAME-BY-GAME

Date	Opponent	GS	IP	H	R	ER	BB	SO	2B	3B	HR	WP	BK	HBP	IBB	Score	W-L	Sv	ERA	NP	
Feb 17	vs Rhode Island		1.0	0	0	0	1	0	0	0	0	0	0	0	0	0	12-1	0-0	0	0.00	16
Feb 19	at McNeese State		4.0	1	0	0	1	4	0	0	0	0	0	0	0	3-4	0-0	0	0.00	46	
Feb 24	at Belmont		3.2	2	0	0	0	3	1	0	0	0	0	0	0	7-5	1-0	0	0.00	39	
Feb 26	at Middle Tennessee		1.0	0	0	0	0	0	0	0	0	0	0	0	0	5-0	1-0	0	0.00	42	
Mar 03	CENTRAL ARKANSAS		2.2	0	0	0	2	4	0	0	0	0	0	0	0	5-0	1-0	0	0.00	42	
Mar 05	CENTRAL ARKANSAS		3.2	0	0	0	0	3	0	0	0	0	0	0	0	4-0	2-0	0	0.00	38	
Mar 10	at Minnesota		1.0	2	2	2	1	1	1	0	0	0	0	0	0	2-5	2-0	0	1.06	18	
Mar 15	at Southeast Missouri		3.1	2	0	0	0	7	1	0	0	1	0	0	0	4-5	2-0	0	0.89	58	
Mar 18	MEMPHIS		1.0	1	0	0	0	1	0	0	0	0	0	0	0	5-6	0-0	0	0.84	17	
Mar 19	MEMPHIS		2.0	3	2	2	0	1	0	0	2	0	0	0	0	4-5	2-1	0	1.54	35	
Mar 24	at Central Michigan-2		2.0	2	1	1	0	1	0	0	0	2	0	0	0	1-3	2-2	0	1.78	42	
Mar 28	ORAL ROBERTS		1.0	1	0	0	0	2	0	0	0	0	0	0	0	1-3	2-2	0	1.71	11	
Mar 31	BRADLEY		5.0	3	1	0	1	5	0	0	0	0	0	0	0	5-3	3-2	0	1.44	61	
Apr 04	KANSAS		2.0	2	2	2	1	4	0	0	0	0	0	0	0	2-4	3-3	0	1.89	34	
Apr 07	DALLAS BAPTIST		1.0	0	0	0	0	0	0	0	0	0	0	0	0	5-1	3-3	0	1.83	13	
Apr 08	DALLAS BAPTIST		2.0	2	0	0	0	3	1	0	0	0	0	0	0	11-8	3-3	0	1.73	38	
Apr 13	at New Mexico		1.1	2	5	5	2	3	0	1	0	1	0	2	1	8-17	3-3	0	2.87	44	
Apr 17	at Saint Louis		2.2	2	1	0	0	2	0	0	0	0	0	0	0	15-8	3-3	1	2.68	42	
Apr 18	at Mizzou		2.0	1	0	0	0	3	0	0	0	0	0	0	0	5-3	4-3	1	2.55	27	
Apr 22	WICHITA STATE		2.1	3	1	1	1	4	0	0	1	1	0	0	0	12-5	5-3	1	2.62	45	
Apr 25	MIZZOU		1.1	0	0	0	0	0	0	0	0	0	0	0	0	5-1	5-3	0	2.54	17	
Apr 28	at Evansville		1.1	0	0	0	1	5	0	0	0	0	0	0	0	13-8	5-3	1	2.47	25	
Apr 29	at Evansville		2.0	0	0	0	0	5	0	0	0	0	0	0	0	9-5	3-1	0	2.37	21	
May 02	at Kansas		1.0	1	2	0	2	2	0	0	0	1	0	0	0	5-8	5-3	1	2.32	28	
May 05	at Southern Illinois		2.0	0	0	0	0	3	0	0	0	0	0	0	0	7-5	6-3	0	2.24	-	
May 06	at Southern Illinois		1.2	0	0	0	0	1	0	0	0	0	0	0	0	19-9	6-3	1	2.17	23	
May 12	INDIANA STATE		2.0	0	0	0	0	1	0	0	0	0	0	0	0	14-4	6-3	1	2.09	17	
May 13	INDIANA STATE		1.0	0	0	0	0	0	0	0	0	0	0	0	0	4-1	6-3	0	2.05	9	
May 14	INDIANA STATE		1.1	1	1	0	2	0	1	0	0	0	0	0	0	5-2	6-3	1	2.16	14	
May 18	at Illinois State		4.1	1	0	0	0	8	1	0	0	0	0	0	0	8-5	7-3	1	2.01	62	
Totals			0	62.2	33	18	14	12	76	5	1	4	6	0	5	3205-133	7-3	1	2.01	-	

## KNUTSON'S CAREER TOTALS

Year	ERA	W-L	G-GS	CG	SH	SV	IP	H	R	ER	BB	SO	BAA	WP	HBP
2014	12.91	0-0	9-1	0	0/0	0	7.2	15	11	11	10	8	.405	4	0
2015	3.16	6-2	20-14	0	0/2	0	88.1	83	33	31	34	61	.251	5	8
2016	4.61	7-6	16-16	0	0/1	0	91.2	95	59	47	35	88	.263	5	5
2017	4.30	6-2	16-14	0	0/2	0	83.2	85	43	40	18	83	.255	15	5
Totals	4.28	19-10	61-45	0	0/5	0	271.1	278	146	129	97	240	.262	29	18

## FROMSON'S CAREER TOTALS

Year	ERA	W-L	G-GS	CG	SH	SV	IP	H	R	ER	BB	SO	BAA	WP	HBP
2016	3.71	6-2	24-4	0	0/0	1	70.1	64	30	29	19	74	.247	4	13
2017	2.01	7-3	30-0	0	0/3	1	62.2	33	18	14	12	76	.151	6	5
Totals	2.91	13-5	54-4	0	0/3	2	133.0	97	48	43	31	150	.203	10	18

# MISSOURI STATE BASEBALL

2017 Missouri Valley Conference Baseball Championship | Wednesday, May 24 - Saturday, May 27 | Springfield, Mo. | Hammons Field (8,000) | KBFL 1060 AM/96.9 FM | The Valley on ESPN3

## PLAYER PROFILES



### 18 MATT BROWN

Junior  
IF | R/R | 6-2 | 220  
St. Louis, Mo. (Jefferson College)

SEASON HIGHS	CAREER HIGHS
4, 4/23 vs. Wichita State	<b>At-bats</b> ..... 4, 4/23/17 vs. Wichita State
1, 3x, last 4/23 vs. Wichita State	<b>Hits</b> ..... 1, 3x, last 4/23/17 vs. Wichita State
1, 2x, last 4/22 vs. Wichita State	<b>Runs</b> ..... 1, 2x, last 4/22/17 vs. Wichita State
1, 3x, last 4/23 vs. Wichita State	<b>RBIs</b> ..... 1, 3x, last 4/23/17 vs. Wichita State
NA	<b>Steals</b> ..... NA
3, 4/22 vs. Wichita State	<b>Walks</b> ..... 3, 4/22/17 vs. Wichita State
3, 4/8 vs. Dallas Baptist	<b>Strikeouts</b> ..... 3, 4/8/17 vs. Dallas Baptist
1, 4/18 at Missouri	<b>Doubles</b> ..... 1, 4/18/17 at Missouri
1, 4/7 vs. Dallas Baptist	<b>Home runs</b> ..... 1, 4/7/17 vs. Dallas Baptist

## 2017 GAME-BY-GAME

Date	Opponent	Pos	AB	R	H	RBI	2B	3B	HR	BB	SO	CS	HBP	SAC	SF	GDP	K	PO	A	E	Avd
Feb 17	vs Rhode Island	*dh	1	0	0	0	0	0	0	0	0	0	0	0	0	0	1	0	0	0	.000
Feb 19	at MoNeese State	*dh	1	0	0	0	0	0	0	0	0	0	0	0	0	0	1	0	0	0	.000
Mar 01	at Arkansas State	ph/dh	1	0	0	0	0	0	0	0	0	0	0	0	0	0	1	0	0	0	.000
Mar 03	CENTRAL ARKANSAS	ph	1	0	0	0	0	0	0	0	0	0	0	0	0	0	1	0	0	0	.000
Mar 11	at Minnesota	*dh	1	0	0	0	0	0	0	0	0	0	0	0	0	0	0	0	0	0	.000
Mar 12	at Minnesota	ph/dh	1	1	0	0	0	0	0	0	0	0	0	0	0	0	1	0	0	0	.000
Mar 15	at Southeast Missouri	*dh	2	0	0	0	0	0	0	0	0	0	0	0	0	0	0	2	0	0	.000
Mar 24	at Central Michigan-1	ph/3b	1	0	0	0	0	0	0	0	0	0	0	0	0	0	1	0	0	0	.000
Apr 04	KANSAS	*dh	0	0	0	0	0	0	0	0	0	0	0	0	0	0	0	0	0	0	.000
Apr 07	DALLAS BAPTIST	*dh	2	2	1	1	0	0	1	1	0	0	0	0	0	0	1	0	0	0	.091
Apr 08	DALLAS BAPTIST	*dh	3	1	0	0	0	0	0	0	0	0	0	0	0	0	1	0	0	0	.071
Apr 09	DALLAS BAPTIST	*dh	3	0	0	0	0	0	0	1	0	0	0	0	0	0	0	0	0	0	.359
Apr 11	ARKANSAS	*dh	3	0	0	0	0	0	0	1	0	0	0	0	0	0	0	2	0	0	.050
Apr 13	at New Mexico	ph	1	0	0	0	0	0	0	0	0	0	0	0	0	0	0	0	0	0	.048
Apr 14	at New Mexico	ph	0	0	0	0	0	0	0	1	0	0	0	0	0	0	0	0	0	0	.048
Apr 18	at Mizou	1b	1	0	1	0	0	0	0	0	0	0	0	0	0	0	0	0	0	0	.091
Apr 22	WICHITA STATE	*1b	2	1	0	1	0	0	0	3	0	0	0	0	0	0	0	0	0	0	.083
Apr 23	WICHITA STATE-1	*1b	4	0	1	1	0	0	0	0	0	0	0	0	0	0	2	0	0	1	.107
Apr 23	WICHITA STATE-2	*1b	3	0	0	0	0	0	0	1	0	0	0	0	0	0	1	8	2	0	.097
May 05	at Southern Illinois	ph/1b	1	0	0	0	0	0	0	0	0	0	0	0	0	0	1	1	0	0	.094
Totals			12gs	32	5	3	3	1	0	11	0	0	6	2	0	0	18	36	4	2	.094

On base pct. .408 • Slugging pct. .219

## BROWN'S CAREER TOTALS

Year	AVG	G-GS	AB	R	H	2B	3B	HR	RBI	SLG	BB	SO	OBP	SF	SH	SB-A	FA
2017	.094	20-12	32	5	3	1	0	1	3	.219	11	18	.408	0	2	0-0	.952
<b>Totals</b>	<b>.094</b>	<b>20-12</b>	<b>32</b>	<b>5</b>	<b>3</b>	<b>1</b>	<b>0</b>	<b>1</b>	<b>3</b>	<b>.219</b>	<b>11</b>	<b>18</b>	<b>.408</b>	<b>0</b>	<b>2</b>	<b>0-0</b>	<b>.952</b>



### 19 TYLER McALISTER

Freshman  
RHP | R/R | 6-5 | 185  
Waterloo, Ill. (Waterloo HS)

SEASON HIGHS	CAREER HIGHS
1.0, 4x, last 4/4 vs. Kansas	<b>Innings</b> ..... 1.0, 4x, last 4/4/17 vs. Kansas
2, 3x, last 4/13 at New Mexico	<b>Hits (most)</b> ..... 2, 3x, last 4/13/17 at New Mexico
0, 3/24 at Central Michigan	<b>Hits (fewest)</b> ..... 0, 3/24/17 at Central Michigan
3, 4/13 at New Mexico	<b>ER (most)</b> ..... 3, 4/13/17 at New Mexico
0, 3x, last 3/24 at Central Michigan	<b>ER (fewest)</b> ..... 0, 3x, last 3/24/17 at Central Michigan
4, 4/13 at New Mexico	<b>Walks</b> ..... 4, 4/13/17 at New Mexico
2, 2x, last 3/1 at Arkansas State	<b>Strikeouts</b> ..... 2, 2x, last 3/1/17 at Arkansas State
1, 2x, last 3/24 at Central Michigan	<b>HBP</b> ..... 1, 2x, last 3/24/17 at Central Michigan
1.0, 3x, last 3/24 at Central Mich.	<b>Most scoreless IP</b> ... 1.0, 3x, last 3/24/17 at Central Mich.

## 2017 GAME-BY-GAME

Date	Opponent	GS	IP	H	R	ER	BB	SO	2B	3B	HR	WP	BK	HBP	IBB	Score	W-L	Sv	ERA	NP
Feb 17	vs Rhode Island		1.0	1	0	0	2	0	0	0	0	0	0	0	0	12-1	0-0	0	0.00	18
Mar 01	at Arkansas State		1.0	1	0	0	2	1	0	0	0	0	0	0	0	13-0	0-0	0	0.00	16
Mar 07	at Oklahoma State		0.0	1	1	1	1	0	1	0	0	1	0	0	0	3-7	0-0	0	4.50	17
Mar 18	MEMPHIS		0.1	2	1	1	1	0	0	0	0	0	0	0	0	5-6	0-0	0	7.71	13
Mar 24	at Central Michigan-1		1.0	0	0	0	0	1	0	0	0	0	0	0	0	12-1	0-0	0	5.40	17
Apr 04	KANSAS		1.0	1	1	1	1	1	0	0	0	0	0	0	0	2-4	0-0	0	6.23	24
Apr 11	ARKANSAS		0.0	2	3	2	0	0	1	0	0	0	0	0	0	4-12	0-0	0	10.38	14
Apr 13	at New Mexico		0.2	2	3	3	4	0	1	0	0	1	0	0	0	8-7	0-0	0	14.40	31
Totals		0	5.0	10	9	8	7	6	5	0	0	2	0	3	0	55-48	0-0	0	14.40	-

## McALISTER'S CAREER TOTALS

Year	ERA	W-L	G-GS	CG	SH	SV	IP	H	R	ER	BB	SO	BAA	WP	HBP
2017	14.40	0-0	8-0	0	0/1	0	5.0	10	9	8	7	6	.417	2	3
<b>Totals</b>	<b>14.40</b>	<b>0-0</b>	<b>8-0</b>	<b>0</b>	<b>0/1</b>	<b>0</b>	<b>5.0</b>	<b>10</b>	<b>9</b>	<b>8</b>	<b>7</b>	<b>6</b>	<b>.417</b>	<b>2</b>	<b>3</b>

# MISSOURI STATE BASEBALL

2017 Missouri Valley Conference Baseball Championship | Wednesday, May 24 - Saturday, May 27 | Springfield, Mo. | Hammons Field (8,000) | KBFL 1060 AM/96.9 FM | The Valley on ESPN3

## PLAYER PROFILES



## 21 JAKE LOCHNER

Sophomore  
LHP | L/L | 5-11 | 175  
Sullivan, Mo. (Sullivan HS)

SEASON HIGHS	CAREER HIGHS
2.2, 3/26 at Central Michigan	Innings.....6.0, 2/27/16 vs. Alcorn State
4, 4/8 vs. Dallas Baptist	Hits (most).....4, 2x, last 4/8/17 vs. Dallas Baptist
0, 7x, last 4/29 at Evansville	Hits (fewest).....0, 12x, last 4/29/17 at Evansville
4, 4/8 vs. Dallas Baptist	ER (most).....4, 4/8/17 vs. Dallas Baptist
0, 9x, last 4/29 at Evansville	ER (fewest).....0, 13x, last 4/29/17 at Evansville
2, 3/26 at Central Michigan	Walks.....5, 3/5/16 vs. SIUE
4, 3/18 vs. Memphis	Strikeouts.....6, 2/27/16 vs. Alcorn State
1, 3/12 at Minnesota	HBP.....1, 2x, last 3/12/17 at Minnesota
1.2, 3/18 vs. Memphis	Most scoreless IP.....1.2, 2x, last 3/18/17 vs. Memphis

### 2017 GAME-BY-GAME

Date	Opponent	GS	IP	H	R	ER	BB	SO	2B	3B	HR	WP	BK	HBP	IBB	Score	W/L	Sv	ERA	NP
Feb 21	at Oral Roberts		0.1	3	1	0	1	0	0	0	0	1	0	0	0	9-5	0-0	0	0.00	17
Mar 01	at Arkansas State		1.0	0	0	0	1	1	0	0	0	0	0	0	0	13-0	0-0	0	0.00	12
Mar 05	CENTRAL ARKANSAS		1.0	0	0	0	0	0	0	0	0	0	0	0	0	4-0	0-0	0	0.00	11
Mar 07	at Oklahoma State		1.0	0	0	0	1	1	0	0	0	0	0	0	0	3-7	0-0	0	0.00	13
Mar 12	at Minnesota		1.0	0	0	0	1	0	0	0	0	0	0	1	0	12-3	0-0	0	0.00	15
Mar 18	MEMPHIS		1.2	0	0	0	4	0	0	0	0	1	0	0	0	5-6	0-0	0	0.00	24
Mar 26	at Central Michigan		2.2	3	1	1	2	3	1	0	0	0	0	0	0	4-7	0-0	0	1.04	50
Apr 02	BRADLEY		1.0	0	0	0	1	0	0	0	0	0	0	0	0	9-2	0-0	0	0.93	15
Apr 04	KANSAS		0.0	0	0	0	1	0	0	0	0	0	0	0	0	2-4	0-0	0	0.53	6
Apr 08	DALLAS BAPTIST		0.2	4	4	4	0	1	0	0	0	2	0	0	0	11-8	0-0	0	4.35	24
Apr 11	ARKANSAS		1.0	2	2	2	1	1	0	1	0	0	0	0	0	4-12	0-0	0	5.56	19
Apr 29	at Evansville		0.1	0	0	0	0	0	0	0	0	0	0	0	0	9-5	1-0	0	5.40	4
Totals		0	11.2	12	8	7	8	12	1	1	2	2	0	1	0	85-59	1-0	0	2.40	-

### LOCHNER'S CAREER TOTALS

Year	ERA	W-L	G-GS	CG	SH	SV	IP	H	R	ER	BB	SO	BAA	WP	HBP
2016	5.59	1-0	14-2	0	0/0	0	19.1	16	17	12	25	15	.229	3	1
2017	5.40	1-0	12-0	0	0/2	0	11.2	12	8	7	8	12	.255	2	1
Totals	5.52	2-0	26-2	0	0/2	0	31.0	28	25	19	33	27	.239	5	2



## 23 JACK DUFFY

Freshman  
OF | L/R | 5-10 | 180  
Kansas City, Mo. (Staley HS)

SEASON HIGHS	CAREER HIGHS
5, 4x, last 5/2/17 at Kansas	At-bats.....5, 4x, last 5/2/17 at Kansas
3, 3x, last 5/5 at Southern Illinois	Hits.....3, 3x, last 5/5/17 at Southern Illinois
3, 5/6 at Southern Illinois	Runs.....3, 5/6/17 at Southern Illinois
3, 5/5 at Southern Illinois	RBIs.....3, 5/5/17 at Southern Illinois
1, 4x, last 5/12 vs. Indiana State	Steals.....1, 4x, last 5/12/17 vs. Indiana State
2, 3x, last 5/7 at Southern Illinois	Walks.....2, 3x, last 5/7/17 at Southern Illinois
2, 5x, last 5/18 at Illinois State	Strikeouts.....2, 5x, last 5/18/17 at Illinois State
2, 5/5 at Southern Illinois	Doubles.....2, 5/5/17 at Southern Illinois
NA	Home runs.....NA

### 2017 GAME-BY-GAME

Date	Opponent	Pos	AB	R	H	RBI	2B	3B	HR	BB	SB	CS	HBP	SAC	SF	GDP	K	PO	A	E	Avg	
Feb 18	vs Stony Brook	*of	2	1	0	0	0	0	0	1	1	0	1	0	0	0	0	2	1	0	0	.000
Feb 19	at McNeese State	ph/dh	1	0	0	0	0	0	0	1	0	0	0	0	0	0	0	0	0	0	0	.000
Feb 21	at Oral Roberts	*of	2	0	1	0	0	0	0	0	0	0	0	0	0	0	1	0	0	0	0	.300
Feb 24	at Belmont	*of	5	1	2	1	0	0	0	0	0	0	0	0	0	0	0	0	2	0	0	.200
Feb 25	at Lipscomb	*of	4	1	1	0	0	0	0	1	0	0	0	0	0	0	0	1	3	0	0	.250
Feb 26	at Middle Tennessee	*of	4	0	0	0	0	0	0	1	0	0	0	0	0	0	0	1	2	0	0	.222
Mar 01	at Arkansas State	ph/of	1	0	0	0	0	0	0	0	0	0	0	0	0	0	0	0	1	0	0	.211
Mar 03	CENTRAL ARKANSAS	*of	2	1	0	0	0	0	0	1	0	0	0	0	0	0	0	1	4	0	0	.190
Mar 04	CENTRAL ARKANSAS	*of	3	1	1	0	0	0	0	1	0	0	0	0	0	0	0	0	4	0	0	.208
Mar 05	CENTRAL ARKANSAS	*of	4	0	0	0	0	0	0	0	0	0	0	0	0	0	0	0	2	0	0	.179
Mar 07	at Oklahoma State	*of	2	0	0	0	0	0	0	0	0	0	0	0	0	0	0	0	0	0	0	.167
Mar 10	at Minnesota	ph/of	2	0	0	0	0	0	0	0	0	0	0	0	0	0	0	1	0	0	0	.156
Mar 11	at Minnesota	*of	2	0	1	1	1	0	0	0	0	0	0	0	0	0	0	1	1	0	0	.176
Mar 12	at Minnesota	*of	3	2	1	0	0	0	0	1	1	0	0	0	0	0	0	4	0	0	0	.189
Mar 15	at Southeast Missouri	of/of	1	0	0	0	0	0	0	0	0	0	0	0	0	0	0	1	0	0	0	.184
Mar 17	MEMPHIS	*of	2	1	1	0	0	0	0	2	0	0	0	0	0	0	0	0	3	0	0	.200
Mar 18	MEMPHIS	*of	4	0	2	0	0	0	0	6	0	0	0	0	0	0	0	0	2	0	0	.217
Mar 19	MEMPHIS	*of	2	0	0	0	0	0	0	0	0	0	0	0	0	0	0	2	0	0	0	.217
Mar 21	NEW ORLEANS	*of	1	1	1	0	0	0	0	1	0	0	0	0	0	0	0	0	2	0	0	.234
Mar 28	ORAL ROBERTS	*of	2	0	0	0	0	0	0	0	0	0	0	0	0	0	0	1	0	0	0	.224
Mar 31	BRADLEY	*of	1	0	0	0	0	0	0	0	0	0	0	0	0	0	0	1	0	0	0	.220
Apr 08	DALLAS BAPTIST	of	1	0	0	0	0	0	0	0	0	0	0	0	0	0	0	1	0	0	0	.216
Apr 09	DALLAS BAPTIST	of	4	0	0	0	0	0	0	0	0	0	0	0	0	0	0	0	0	0	0	.212
Apr 11	ARKANSAS	of	1	0	1	0	0	0	0	0	0	0	0	0	0	0	0	0	2	0	0	.226
Apr 13	at New Mexico	*of	4	0	3	2	0	0	0	0	0	0	0	0	0	0	0	0	0	0	0	.263
Apr 14	at New Mexico	*of	5	1	3	2	0	1	0	0	0	0	0	0	0	0	0	1	0	1	0	.230
Apr 15	at New Mexico	*of	5	0	2	2	1	0	0	0	0	0	0	0	0	0	0	4	0	0	0	.259
Apr 17	at Saint Louis	*of	4	0	0	0	0	0	0	0	0	0	0	0	0	0	0	0	3	0	0	.282
Apr 18	at Mizzou	*of	4	0	1	1	1	0	0	0	0	0	0	0	0	0	0	1	3	0	0	.280
Apr 22	WICHITA STATE	*of	4	1	1	0	0	0	0	1	0	0	1	0	0	0	1	0	2	0	0	.278
Apr 23	WICHITA STATE-1	*of	4	0	0	0	0	0	0	1	0	0	0	0	0	0	0	2	1	0	0	.265
Apr 23	WICHITA STATE-2	*of	2	0	0	0	0	0	0	0	0	0	1	1	0	0	0	1	3	0	0	.259
Apr 25	MIZZOU	*of	2	0	0	0	0	0	0	0	0	0	0	0	0	0	0	1	1	0	0	.253
Apr 28	at Evansville	*of	1	0	0	0	0	0	0	0	0	0	0	0	0	0	0	1	1	0	0	.244
Apr 29	at Evansville	*of	3	1	1	1	1	0	2	0	0	0	0	0	0	0	0	0	3	0	0	.247
May 02	at Kansas	*of	5	0	1	0	0	0	0	0	0	0	0	0	0	0	1	0	0	0	0	.245
May 05	at Southern Illinois	*of	4	1	3	3	2	0	1	0	0	0	0	0	0	0	0	1	1	0	0	.265
May 06	at Southern Illinois	*of	4	3	2	0	1	0	0	1	1	0	0	0	0	0	0	0	3	0	1	.274
May 07	at Southern Illinois	*of	4	0	0	0	0	0	0	2	0	0	0	0	0	0	0	0	3	0	0	.264
May 12	INDIANA STATE	*of	4	0	1	1	0	0	0	1	0	0	0	0	0	0	1	2	3	0	0	.263
May 13	INDIANA STATE	*of	4	0	1	0	1	0	0	0	0	0	0	0	0	0	0	1	1	0	0	.263
May 18	at Illinois State	*of	4	0	0	0	0	0	0	0	0	0	0	0	0	0	0	2	3	0	0	.254
May 19	at Illinois State	ph/of	1	1	0	0	0	0	0	1	1	0	0	0	0	0	0	0	1	0	0	.252
Totals		35gs	123	18	31	13	8	1	0	19	5	1	3	0	1	2	26	71	0	2	2	.252

On base pct. .363 • Slugging pct. .333


### DUFFY'S CAREER TOTALS

Year	AVG	G-GS	AB	R	H	2B	3B	HR	RBI	SLG	BB	SO	OBP	SF	SH	SB-A	FA
2017	.252	47-35	123	18	31	8	1	0	13	.333	19	26	.363	1	0	5-6	.973
Totals	.252	47-35	123	18	31	8	1	0	13	.333	19	26	.363	1	0	5-6	.973

# MISSOURI STATE BASEBALL


2017 Missouri Valley Conference Baseball Championship | Wednesday, May 24 - Saturday, May 27 | Springfield, Mo. | Hammons Field (8,000) | KBFL 1060 AM/96.9 FM | The Valley on ESPN3

## PLAYER PROFILES



### 24 DREW MILLAS

Freshman  
C | S/R | 6-2 | 180  
Swansea, Ill. (Belleville East HS)



### 26 TREY TURNER

Junior  
RHP/OF | R/R | 6-1 | 195  
Neosho, Mo. (Crowder College)

SEASON HIGHS	CAREER HIGHS
6, 3/24 at Central Michigan	<b>At-bats</b> ..... 6, 3/24/17 at Central Michigan
3, 2x, last 4/22 vs. Wichita State	<b>Hits</b> ..... 3, 2x, last 4/22/17 vs. Wichita State
2, 2/25 at Lipscomb	<b>Runs</b> ..... 2, 2/25/17 at Lipscomb
3, 4/22 vs. Wichita State	<b>RBIs</b> ..... 3, 4/22/17 vs. Wichita State
1, 3/12 at Minnesota	<b>Steals</b> ..... 1, 3/12/17 at Minnesota
1, 11x, last 5/12 vs. Indiana State	<b>Walks</b> ..... 1, 11x, last 5/12/17 vs. Indiana State
3, 5/18 at Illinois State	<b>Strikeouts</b> ..... 3, 5/18/17 at Illinois State
1, 6x, last 5/5 at Southern Illinois	<b>Doubles</b> ..... 1, 6x, last 5/5/17 at Southern Illinois
1, 2/25 at Lipscomb	<b>Home runs</b> ..... 1, 2/25/17 at Lipscomb

SEASON HIGHS	CAREER HIGHS
2, 3/10 at Minnesota	<b>At-bats</b> ..... 2, 3/10/17 at Minnesota
NA	<b>Hits</b> ..... NA
NA	<b>Runs</b> ..... NA
NA	<b>RBIs</b> ..... NA
NA	<b>Steals</b> ..... NA
1, 2/24 at Belmont	<b>Walks</b> ..... 1, 2/24/17 at Belmont
2, 3/10 at Minnesota	<b>Strikeouts</b> ..... 2, 3/10/17 at Minnesota
NA	<b>Doubles</b> ..... NA
NA	<b>Home runs</b> ..... NA

## 2017 GAME-BY-GAME

Date	Opponent	Pos	AB	R	H	RBI	2B	3B	HR	BB	SB	CS	HBP	SAC	SF	GDP	K	PO	A	E	Avg
Feb 18	vs Stony Brook	ph	4	0	1	2	1	0	0	0	0	0	0	0	0	0	1	2	1	0	.250
Feb 19	at Missouri State	ph	1	0	0	0	0	0	0	0	0	0	0	0	0	0	0	0	0	0	.000
Feb 21	at Oral Roberts	c	4	1	1	1	0	0	0	1	0	0	0	0	0	0	1	11	1	0	.222
Feb 24	at Belmont	ph/c	1	1	1	0	0	0	0	0	0	0	0	0	0	0	0	3	1	0	.364
Feb 25	at Lipscomb	c	2	2	3	1	0	0	1	0	0	0	0	0	0	0	1	18	1	0	.438
Feb 26	at Middle Tennessee	c	5	5	5	3	3	0	0	0	0	0	0	0	0	0	2	8	1	0	.381
Mar 01	at Arkansas State	dh	3	0	1	2	1	0	0	0	0	0	0	0	0	0	2	0	0	0	.375
Mar 03	CENTRAL ARKANSAS	c	3	0	0	0	0	0	0	0	0	0	0	0	0	0	1	11	3	0	.333
Mar 04	CENTRAL ARKANSAS	c	4	0	0	0	0	0	0	0	0	0	0	0	0	0	1	9	4	0	.290
Mar 05	CENTRAL ARKANSAS	ph/dh	2	0	1	1	0	0	0	0	0	0	0	0	0	0	1	0	0	0	.303
Mar 07	at Oklahoma State	dh	3	0	0	0	0	0	0	1	0	0	0	0	0	0	1	0	0	0	.278
Mar 10	at Minnesota	c	4	4	4	4	0	0	0	0	0	0	0	0	0	0	0	6	1	0	.282
Mar 11	at Minnesota	c	3	0	1	0	0	0	0	0	0	0	0	0	0	0	1	11	1	0	.256
Mar 12	at Minnesota	dh	3	0	1	0	0	0	0	1	0	0	0	0	0	0	0	0	0	0	.261
Mar 15	at Southeast Missouri	c	3	0	0	0	0	0	0	1	0	0	0	0	0	0	2	11	4	0	.245
Mar 17	MEMPHIS	c	4	0	0	1	0	0	0	0	0	0	0	0	0	0	0	7	2	0	.229
Mar 18	MEMPHIS	c	2	0	1	1	0	0	0	1	0	0	0	0	0	0	1	0	12	0	.236
Mar 19	MEMPHIS	ph	1	0	1	0	0	0	0	0	0	0	0	0	0	0	0	0	0	0	.250
Mar 21	NEW ORLEANS	c	4	0	0	0	0	0	0	0	0	0	0	0	0	0	1	5	1	0	.233
Mar 24	at Central Michigan-1	ph	6	1	2	2	0	0	0	0	0	0	0	0	0	1	0	3	0	0	.242
Mar 24	at Central Michigan-2	ph	1	0	0	0	0	0	0	0	0	0	0	0	0	0	0	0	0	0	.239
Mar 26	at Central Michigan	c	4	0	0	0	0	0	0	0	0	0	0	0	0	0	1	10	0	0	.225
Mar 28	ORAL ROBERTS	c	4	0	0	0	0	0	0	0	0	0	0	0	0	0	0	12	0	0	.225
Mar 31	BRADLEY	c	3	0	2	1	1	0	0	1	0	0	0	0	0	0	0	10	3	0	.231
Apr 02	BRADLEY	ph/c	2	2	2	0	0	0	0	0	0	0	0	0	0	0	1	0	0	0	.225
Apr 04	KANSAS	c	4	0	1	0	0	0	0	0	0	0	0	0	0	0	0	12	0	0	.225
Apr 07	DALLAS BAPTIST	c	4	0	0	0	0	0	0	0	0	0	0	0	0	0	0	2	9	4	.216
Apr 09	DALLAS BAPTIST	c	3	0	1	1	0	0	0	1	0	0	0	0	0	0	1	11	0	0	.220
Apr 11	ARKANSAS	c	2	2	2	0	0	0	0	0	0	0	0	0	0	0	1	11	1	2	.215
Apr 13	at New Mexico	c	2	0	0	0	0	0	0	1	0	0	0	0	0	0	0	5	0	1	.211
Apr 14	at New Mexico	pr/c	1	0	0	1	0	0	0	0	0	0	0	0	0	0	0	1	0	0	.208
Apr 15	at New Mexico	c	5	1	1	0	0	0	0	0	0	0	0	0	0	0	2	1	1	0	.208
Apr 18	at Mizzou	c	5	0	0	0	0	0	0	1	0	0	0	0	0	0	1	10	1	0	.202
Apr 22	WICHITA STATE	c	3	3	3	0	0	0	0	0	0	0	0	0	0	0	0	10	0	0	.233
Apr 23	WICHITA STATE-2	c	4	4	1	2	2	1	0	0	0	0	0	0	0	0	0	8	0	0	.230
Apr 25	MIZZOU	c	4	1	1	0	0	0	0	0	0	0	0	0	0	0	0	6	1	0	.231
Apr 28	at Evansville	ph/c	1	0	0	0	0	0	1	0	0	0	0	0	0	0	1	8	1	0	.225
Apr 29	at Evansville	c	1	2	1	0	0	0	0	1	0	0	0	0	0	0	1	9	0	1	.552
May 05	at Southern Illinois	c	5	0	2	2	1	0	0	0	0	0	0	0	0	0	2	9	2	0	.238
May 07	at Southern Illinois	c	5	0	0	0	0	0	0	1	0	0	0	0	0	0	1	10	2	0	.230
May 12	INDIANA STATE	c	4	1	0	0	0	0	0	0	0	0	0	0	0	0	2	5	1	1	.223
May 14	INDIANA STATE	c	4	1	2	1	0	0	0	0	0	0	0	0	0	0	0	14	1	0	.231
May 18	at Illinois State	c	5	0	0	0	0	0	0	0	0	0	0	0	0	0	3	10	3	0	.223
Totals			395	148	12	33	27	6	0	11	2	1	2	1	2	2	34	293	41	5	.223

On base pct. .282 • Slugging pct. .284

## MILLAS'S CAREER TOTALS

Year	AVG	G-GS	AB	R	H	2B	3B	HR	RBI	SLG	BB	SO	OBP	SF	SH	SB-A	FA
2017	.223	43-35	148	12	33	6	0	1	27	.284	11	34	.282	2	1	2-3	.985
Totals	.223	43-35	148	12	33	6	0	1	27	.284	11	34	.282	2	1	2-3	.985

## 2017 GAME-BY-GAME

Date	Opponent	Pos	AB	R	H	RBI	2B	3B	HR	BB	SB	CS	HBP	SAC	SF	GDP	K	PO	A	E	Avg
Feb 18	vs Stony Brook	ph	1	0	0	0	0	0	0	0	0	0	0	0	0	0	0	1	0	0	.000
Feb 21	at Oral Roberts	pr/c	1	0	0	0	0	0	0	0	0	0	0	0	0	0	0	1	1	0	.000
Feb 24	at Belmont	dh	1	0	0	0	0	0	0	1	0	0	0	0	0	0	0	1	0	0	.000
Mar 01	at Arkansas State	ph/of	1	0	0	0	0	0	0	0	0	0	0	0	0	0	0	2	1	0	.000
Mar 10	at Minnesota	of	2	0	0	0	0	0	0	0	0	0	0	0	0	0	0	0	0	0	.000
Mar 12	at Minnesota	ph/of	1	0	0	0	0	0	0	0	0	0	0	0	0	0	0	0	0	0	.000
Totals			7	0	0	0	0	0	0	1	0	0	0	0	0	0	0	5	2	0	.000

On base pct. .125 • Slugging pct. .000

Date	Opponent	GS	IP	H	R	ER	BB	SO	2B	3B	HR	WP	BK	HBP	IBB	Score	W-L	Sv	ERA	NP
Feb 21	at Oral Roberts	2.1	0	0	0	0	2	2	0	0	0	0	0	0	0	9-5	1-0	0	0.00	34
Feb 25	at Lipscomb	4.0	1	1	1	1	0	8	0	0	1	0	0	0	0	6-4	2-0	0	1.42	49
Mar 04	CENTRAL ARKANSAS	1.1	0	0	0	0	0	0	0	0	0	0	0	0	0	5-3	2-0	0	1.17	15
Mar 11	at Minnesota	2.0	0	0	0	1	5	0	0	0	0	0	0	0	0	7-2	2-0	0	0.93	32
Mar 17	MEMPHIS	1.0	0	0	0	0	2	0	0	0	0	0	0	0	0	9-5	2-0	0	0.84	13
Mar 19	MEMPHIS	1.2	1	0	0	0	1	0	0	0	0	0	1	0	0	4-5	2-0	0	0.73	19
Mar 21	NEW ORLEANS	1.0	2	2	2	1	2	0	0	1	0	0	1	0	0	7-2	2-0	0	2.03	28
Totals		0	13.1	4	3	3	4	22	0	0	2	1	0	1	0	47-26	2-0	0	2.03	28

## TURNER'S CAREER TOTALS

Year	AVG	G-GS	AB	R	H	2B	3B	HR	RBI	SLG	BB	SO	OBP	SF	SH	SB-A	FA
2017	.000	6-2	7	0	0	0	0	0	0	.000	1	5	.125	0	0	0-0	1.000
Totals	.000	6-2	7	0	0	0	0	0	0	.000	1	5	.125	0	0	0-0	1.000

Year	ERA	W-L	G-GS	CG	SH	SV	IP	H	R	ER	BB	SO	BAA	WP	HBP
2017	2.03	2-0	7-0	0	0/0	0	13.1	4	3	3	4	22	.093	1	1
Totals	2.03	2-0	7-0	0	0/0	0	13.1	4	3	3	4	22	.093	1	1

# MISSOURI STATE BASEBALL

2017 Missouri Valley Conference Baseball Championship | Wednesday, May 24 - Saturday, May 27 | Springfield, Mo. | Hammons Field (8,000) | KBFL 1060 AM/96.9 FM | The Valley on ESPN3

## PLAYER PROFILES



### 27 NATE WITHERSPOON

Freshman  
LHP | L/L | 6-4 | 190  
Eureka, Mo. (Eureka HS)



### 29 AUSTIN KNIGHT

Junior  
RHP | R/R | 6-3 | 205  
Lebanon, Mo. (Lebanon HS)

<b>SEASON HIGHS</b> .....	<b>CAREER HIGHS</b>
5.1, 4/17 at Saint Louis.....	Innings..... 5.1, 4/17/17 at Saint Louis
8, 4/11 vs. Arkansas.....	Hits (most)..... 8, 4/11/17 vs. Arkansas
0, 3x, last 4/23 vs. Wichita State.....	Hits (fewest)..... 0, 3x, last 4/23/17 vs. Wichita State
5, 3/7 at Oklahoma State.....	ER (most)..... 5, 3/7/17 at Oklahoma State
0, 7x, last 5/2 at Kansas.....	ER (fewest)..... 0, 7x, last 5/2/17 at Kansas
2, 3x, last 4/17 at Saint Louis.....	Walks..... 2, 3x, last 4/17/17 at Saint Louis
6, 2x, last 4/11 vs. Arkansas.....	Strikeouts..... 6, 2x, last 4/11/17 vs. Arkansas
1, 2x, last 3/7 at Oklahoma State.....	HBP..... 1, 2x, last 3/7/17 at Oklahoma State
3.0, 3/18 vs. Memphis.....	Most scoreless IP..... 3.0, 3/18/17 vs. Memphis

<b>SEASON HIGHS</b> .....	<b>CAREER HIGHS</b>
7.0, 3/21 vs. New Orleans.....	Innings..... 7.0, 3x, last 3/21/17 vs. New Orleans
8, 4/18 at Missouri.....	Hits (most)..... 8, 4/18/17 at Missouri
1, 2x, last 5/14 vs. Indiana State.....	Hits (fewest)..... 0, 2x, last 5/14/17 vs. Indiana State
5, 5/2 at Kansas.....	ER (most)..... 8, 5/8/16 vs. Southern Illinois
0, 5x, last 5/14 vs. Indiana State.....	ER (fewest)..... 0, 9x, last 5/14/17 vs. Indiana State
4, 3/28 vs. Oral Roberts.....	Walks..... 4, 2x, last 3/28/17 vs. Oral Roberts
7, 3/15 at Southeast Missouri.....	Strikeouts..... 7, 3/15/17 at Southeast Missouri
1, 3x, last 4/25 vs. Missouri.....	HBP..... 2, 5/17/16 at Arkansas
7.0, 3/21 vs. New Orleans.....	Most scoreless IP... 7.0, 2x, last 3/21/17 vs. New Orleans

## 2017 GAME-BY-GAME

Date	Opponent	GS	IP	H	R	ER	BB	SO	2B	3B	HR	WP	BK	HBP	IBB	Score	W-L	Sv	ERA	NP
Feb 19	at McNeese State		4.0	6	4	3	1	1	1	0	1	1	1	1	0	3-4	0-1	0	6.75	55
Mar 01	at Arkansas State		2.0	0	0	0	0	4	0	0	0	0	0	0	0	13-0	0-1	0	4.50	19
Mar 04	CENTRAL ARKANSAS		1.0	0	0	0	1	1	0	0	0	0	0	0	0	5-3	1-1	0	3.86	18
Mar 07	at Oklahoma State	*	3.1	5	5	2	6	1	0	1	0	0	1	0	3-7	1-2	0	6.97	74	
Mar 18	MEMPHIS		3.0	4	0	0	1	3	0	0	0	1	0	0	0	5-6	1-2	0	5.40	46
Mar 28	ORAL ROBERTS		1.0	1	0	0	0	1	0	0	0	0	0	0	0	1-3	1-2	0	5.02	11
Apr 04	KANSAS	*	4.0	4	1	1	2	5	1	0	1	0	0	0	0	2-4	1-2	0	4.42	76
Apr 11	ARKANSAS	*	3.0	8	4	4	1	6	1	0	0	1	0	0	0	4-12	1-3	0	5.48	68
Apr 17	at Saint Louis		5.1	3	3	3	2	2	0	0	1	0	0	0	0	15-8	2-3	0	5.40	90
Apr 23	WICHITA STATE-1		2.0	1	0	0	0	1	0	0	0	0	0	0	0	13-4	2-3	0	5.02	22
Apr 23	WICHITA STATE-2		0.1	0	0	0	1	1	0	0	0	0	0	0	0	8-1	2-3	0	4.97	11
May 02	at Kansas		1.0	1	0	0	0	1	1	0	0	0	0	0	0	5-8	2-3	0	4.80	10
May 06	at Southern Illinois		1.2	2	1	1	0	1	1	0	0	0	0	0	0	19-9	3-3	0	4.83	32
Totals		4	31.2	35	18	17	11	33	6	0	4	3	1	2	0	96-69	3-3	0	4.83	-

## 2017 GAME-BY-GAME

Date	Opponent	GS	IP	H	R	ER	BB	SO	2B	3B	HR	WP	BK	HBP	IBB	Score	W-L	Sv	ERA	NP
Mar 01	at Arkansas State	*	5.0	4	0	0	2	6	0	0	0	0	0	0	0	13-0	1-0	0	0.00	84
Mar 07	at Oklahoma State	*	3.2	3	1	1	2	2	0	0	0	0	0	0	0	3-7	1-0	0	1.04	63
Mar 15	at Southeast Missouri	*	4.0	3	4	4	3	7	0	0	1	0	0	0	0	4-5	1-0	0	3.55	81
Mar 21	NEW ORLEANS	*	7.0	5	0	0	2	1	1	0	0	1	0	0	0	7-2	2-0	0	2.29	83
Mar 28	ORAL ROBERTS	*	6.0	4	3	3	4	2	0	0	0	1	1	0	0	1-3	2-1	0	2.81	102
Apr 14	at New Mexico	*	3.1	3	3	3	2	1	1	0	1	1	0	0	0	5-9	2-1	0	3.41	56
Apr 18	at Missouri	*	5.0	8	3	2	0	4	2	0	0	0	0	0	0	5-3	2-1	0	3.44	103
Apr 25	MISSOURI	*	6.2	3	0	0	0	5	1	0	0	0	0	0	0	5-1	3-1	0	2.88	64
May 02	at Kansas	*	5.1	5	6	5	1	6	2	0	1	1	0	0	0	5-8	3-2	0	3.52	90
May 07	at Southern Illinois		1.1	1	0	0	1	3	0	0	0	0	0	0	0	7-4	3-2	0	3.42	27
May 14	INDIANA STATE		0.0	0	0	0	1	0	0	0	0	0	0	0	0	5-2	3-2	0	3.42	6
May 19	at Illinois State		3.0	4	3	3	3	1	2	0	0	3	0	0	0	4-8	3-2	0	3.75	62
Totals		7	50.1	43	23	21	21	38	9	0	3	8	1	3	0	64-52	3-2	0	3.75	-

## WITHERSPOON'S CAREER TOTALS

Year	ERA	W-L	G-GS	CG	SH	SV	IP	H	R	ER	BB	SO	BAA	WP	HBP
2017	4.83	3-3	13-4	0	0/1	0	31.2	35	18	17	11	33	.287	3	2
<b>Totals</b>	<b>4.83</b>	<b>3-3</b>	<b>13-4</b>	<b>0</b>	<b>0/1</b>	<b>0</b>	<b>31.2</b>	<b>35</b>	<b>18</b>	<b>17</b>	<b>11</b>	<b>33</b>	<b>.287</b>	<b>3</b>	<b>2</b>

## KNIGHT'S CAREER TOTALS

Year	ERA	W-L	G-GS	CG	SH	SV	IP	H	R	ER	BB	SO	BAA	WP	HBP
2015	10.80	0-0	2-0	0	0/0	0	1.2	2	2	2	2	0	.333	0	1
2016	5.33	5-2	15-9	0	0/0	1	52.1	47	34	31	22	41	.242	2	4
2017	3.75	3-2	12-7	0	0/1	0	50.1	43	23	21	21	38	.240	8	3
<b>Totals</b>	<b>4.66</b>	<b>8-4</b>	<b>29-16</b>	<b>0</b>	<b>0/1</b>	<b>1</b>	<b>104.1</b>	<b>92</b>	<b>59</b>	<b>54</b>	<b>45</b>	<b>79</b>	<b>.243</b>	<b>10</b>	<b>8</b>

# MISSOURI STATE BASEBALL


2017 Missouri Valley Conference Baseball Championship | Wednesday, May 24 - Saturday, May 27 | Springfield, Mo. | Hammons Field (8,000) | KBFL 1060 AM/96.9 FM | The Valley on ESPN3

## PLAYER PROFILES



### 31 LANDAN RUFF

Junior  
OF | R/R | 6-3 | 185  
Springfield, Mo. (Parkview HS)



### 32 JOHN PRIVITERA

Redshirt Freshman  
IF | L/R | 5-8 | 160  
Lee's Summit, Mo. (Lee's Summit West HS)

SEASON HIGHS	CAREER HIGHS
4, 3/26 at Central Michigan	<b>At-bats</b> ..... 4, 3/26/17 at Central Michigan
2, 3x, last 5/14 vs. Indiana State	<b>Hits</b> ..... 2, 3x, last 5/14/17 vs. Indiana State
2, 4x, last 4/2 vs. Bradley	<b>Runs</b> ..... 2, 4x, last 4/2/17 vs. Bradley
3, 4/25 vs. Missouri	<b>RBIs</b> ..... 3, 4/25/17 vs. Missouri
1, 2x, last 4/17 at Saint Louis	<b>Steals</b> ..... 1, 2x, last 4/17/17 at Saint Louis
2, 4/2 vs. Bradley	<b>Walks</b> ..... 2, 4/2/17 vs. Bradley
2, 2x, last 3/28 vs. Oral Roberts	<b>Strikeouts</b> ..... 2, 2x, last 3/28/17 vs. Oral Roberts
1, 3x, last 5/14 vs. Indiana State	<b>Doubles</b> ..... 1, 4x, last 5/14/17 vs. Indiana State
1, 4/25 vs. Missouri	<b>Home runs</b> ..... 1, 4/25/17 vs. Missouri

SEASON HIGHS	CAREER HIGHS
5, 5/7 at Southern Illinois	<b>At-bats</b> ..... 5, 5/7/17 at Southern Illinois
2, 3x, last 5/19 at Illinois State	<b>Hits</b> ..... 2, 3x, last 5/19/17 at Illinois State
2, 3x, last 5/18 at Illinois State	<b>Runs</b> ..... 2, 3x, last 5/18/17 at Illinois State
4, 5/6 at Southern Illinois	<b>RBIs</b> ..... 4, 5/6/17 at Southern Illinois
1, 2x, last 5/18 at Illinois State	<b>Steals</b> ..... 1, 2x, last 5/18/17 at Illinois State
3, 5/12 vs. Indiana State	<b>Walks</b> ..... 3, 5/12/17 vs. Indiana State
2, 3x, last 5/18 at Illinois State	<b>Strikeouts</b> ..... 2, 3x, last 5/18/17 at Illinois State
1, 5/7 at Southern Illinois	<b>Doubles</b> ..... 1, 5/7/17 at Southern Illinois
NA	<b>Home runs</b> ..... NA

## 2017 GAME-BY-GAME

Date	Opponent	Pos	AB	R	H	RBI	2B	3B	HR	BB	SB	CS	HBP	SAC	SF	GDP	K	PO	A	E	Out
Feb 17	vs Rhode Island	ph/of	1	0	0	0	0	0	0	0	0	0	0	0	0	0	1	0	0	0	.000
Feb 26	at Middle Tennessee	of	2	0	1	0	0	0	0	0	0	0	0	0	0	0	1	0	0	0	.333
Mar 01	at Arkansas State	of	3	1	0	0	0	0	0	0	0	0	0	0	0	0	1	0	0	0	.167
Mar 11	at Minnesota	pr/of	0	1	0	0	0	0	0	0	0	0	0	0	0	0	1	0	0	0	.167
Mar 12	at Minnesota	ph/of	2	1	1	0	0	1	0	0	0	0	0	0	0	0	1	0	0	0	.250
Mar 15	at Southeast Missouri	of	3	0	0	0	0	0	0	0	0	0	0	0	0	0	0	1	0	0	.182
Mar 21	NEW ORLEANS	ph/of	1	0	0	0	0	0	0	0	0	0	0	0	0	0	1	0	0	0	.167
Mar 24	at Central Michigan-1	of	3	2	1	1	0	0	1	0	0	0	0	0	0	0	2	0	0	0	.267
Mar 24	at Central Michigan-2	of	3	0	1	0	0	0	0	0	0	0	0	0	0	0	1	1	1	0	.375
Mar 26	at Central Michigan	of	4	2	2	0	0	0	0	0	0	0	0	0	0	0	2	1	0	0	.318
Mar 28	ORAL ROBERTS	of	3	0	0	0	0	0	0	0	0	0	0	0	0	0	2	2	0	0	.280
Mar 31	BRADLEY	ph/of	2	0	0	0	0	0	0	0	0	0	0	0	0	0	1	0	0	0	.259
Apr 01	BRADLEY	of	2	2	2	1	0	0	0	0	0	0	0	0	0	0	0	0	0	0	.276
Apr 02	BRADLEY	of	2	2	2	0	0	0	0	0	0	0	0	0	0	0	0	0	0	0	.258
Apr 17	at Saint Louis	of	1	1	1	0	0	0	0	0	0	0	0	0	0	0	0	0	0	0	.281
Apr 22	WICHTIA STATE	of	1	1	1	0	0	0	0	0	0	0	0	0	0	0	1	0	0	0	.273
Apr 25	MIZZOU	ph/of	1	1	1	3	0	0	1	0	0	0	0	0	0	0	0	0	0	0	.294
Apr 28	at Evansville	ph/of	2	0	0	0	0	0	0	0	0	0	0	0	0	0	1	3	0	0	.278
May 02	at Kansas	ph	1	0	1	0	0	0	0	0	0	0	0	0	0	0	0	0	0	0	.297
May 05	at Southern Illinois	pr/of	0	0	0	0	0	0	0	1	0	0	0	0	0	0	0	1	0	0	.289
May 06	at Southern Illinois	pr	1	1	0	0	0	0	0	0	0	0	0	0	0	0	0	0	0	0	.289
May 07	at Southern Illinois	of	3	0	1	2	0	0	0	0	0	0	0	0	0	0	0	0	0	0	.293
May 14	INDIANA STATE	of	3	1	2	1	1	0	0	0	0	0	0	0	0	0	0	0	0	0	.315
May 18	at Illinois State	ph/of	1	0	0	0	0	0	0	0	0	0	0	0	0	0	1	0	0	0	.311
May 19	at Illinois State	of	2	0	0	0	0	0	0	0	0	0	0	0	0	0	1	4	0	0	.268
Totals		11gs	47	16	14	10	3	1	7	2	0	3	3	1	1	14	28	1	0	0	.298

On base pct. .414 • Slugging pct. .468

## 2017 GAME-BY-GAME

Date	Opponent	Pos	AB	R	H	RBI	2B	3B	HR	BB	SB	CS	HBP	SAC	SF	GDP	K	PO	A	E	Out
Mar 01	at Arkansas State	ph	1	0	0	0	0	0	0	0	0	0	0	0	0	0	0	0	0	0	.000
Mar 18	MEMPHIS	ph	1	0	0	0	0	0	0	0	0	0	0	0	0	0	0	0	0	0	.000
Mar 24	at Central Michigan-1	dh	3	1	1	0	0	0	0	1	0	0	0	0	0	0	0	2	0	0	.200
Mar 26	at Central Michigan	dh	3	1	0	0	0	0	0	1	0	0	0	0	0	0	0	1	0	0	.125
Apr 25	MIZZOU	2b	3	0	1	0	0	0	0	0	0	0	0	0	0	0	1	2	4	1	.182
Apr 28	at Evansville	2b	2	2	2	0	1	0	0	2	0	0	0	0	0	0	1	0	0	0	.154
Apr 29	at Evansville	2b	4	0	1	1	0	0	0	0	0	0	0	0	0	0	1	0	2	2	.176
May 02	at Kansas	2b	0	1	0	0	0	0	2	0	0	0	0	0	0	0	1	0	0	0	.176
May 05	at Southern Illinois	2b	3	0	0	0	0	0	0	0	0	0	0	0	0	0	0	1	1	3	.150
May 06	at Southern Illinois	2b	3	1	2	4	0	0	0	2	0	0	0	0	0	0	0	1	3	1	.217
May 07	at Southern Illinois	2b	5	0	1	0	0	0	0	0	0	0	0	0	0	0	0	1	3	5	.214
May 12	INDIANA STATE	2b	2	2	1	0	0	0	0	3	1	0	0	0	0	0	0	0	1	2	.233
May 13	INDIANA STATE	2b	3	0	2	0	0	0	0	0	0	0	0	0	0	0	0	1	1	1	.273
May 14	INDIANA STATE	2b	3	1	0	0	0	0	0	0	0	0	0	0	0	0	0	1	0	0	.250
May 18	at Illinois State	2b	4	2	1	0	0	0	0	1	0	0	0	0	0	0	0	2	2	0	.256
May 19	at Illinois State	2b	4	1	2	1	0	0	0	0	0	0	0	0	0	0	0	1	2	1	.279
Totals		13gs	43	14	12	7	1	0	0	12	2	0	1	3	1	0	15	21	23	2	.279

On base pct. .439 • Slugging pct. .302

## RUFF'S CAREER TOTALS

Year	AVG	G-GS	AB	R	H	2B	3B	HR	RBI	SLG	BB	SO	OBP	SF	SH	SB-A	FA
2015	.000	19-0	1	4	0	0	0	0	0	.000	0	1	.000	0	0	0-0	.000
2016	.222	20-0	9	8	2	1	0	0	0	.333	0	0	.222	0	0	0-0	1.000
2017	.298	35-11	47	16	14	3	1	1	10	.468	7	14	.414	1	3	2-2	1.000
Totals	.281	74-11	57	28	16	4	1	1	10	.439	7	15	.382	1	3	2-2	1.000


## PRIVITERA'S CAREER TOTALS

Year	AVG	G-GS	AB	R	H	2B	3B	HR	RBI	SLG	BB	SO	OBP	SF	SH	SB-A	FA
2017	.279	26-13	43	14	12	1	0	0	7	.302	12	15	.439	1	3	2-2	.957
Totals	.279	26-13	43	14	12	1	0	0	7	.302	12	15	.439	1	3	2-2	.957

# MISSOURI STATE BASEBALL

2017 Missouri Valley Conference Baseball Championship | Wednesday, May 24 - Saturday, May 27 | Springfield, Mo. | Hammons Field (8,000) | KBFL 1060 AM/96.9 FM | The Valley on ESPN3

## PLAYER PROFILES



### 33 DOUG STILL

Junior  
LHP | L/L | 6-2 | 205  
Sikeston, Mo. (Jefferson College)



### 36 KOLTON GONNERMAN

Junior  
RHP | R/R | 6-2 | 200  
Cincinnati, Iowa (Marshalltown CC)

<b>SEASON HIGHS</b> .....	<b>CAREER HIGHS</b>
9.0, 4/15 at New Mexico.....	Innings.....9.0, 4/15/17 at New Mexico
9, 4/29 at Evansville.....	Hits (most).....9, 4/29/17 at Evansville
2, 3/5 vs. Central Arkansas.....	Hits (fewest).....2, 3/5/17 vs. Central Arkansas
5, 2/24 at Belmont.....	ER (most).....5, 2/24/17 at Belmont
0, 2x, last 4/15 at New Mexico.....	ER (fewest).....0, 2x, last 4/15/17 at New Mexico
5, 3/5 vs. Central Arkansas.....	Walks.....5, 3/5/17 vs. Central Arkansas
10, 5/14 vs. Indiana State.....	Strikeouts.....10, 5/14/17 vs. Indiana State
2, 2/24 at Belmont.....	HBP.....2, 2/24/17 at Belmont
9.0, 4/15 at New Mexico.....	Most scoreless IP.....9.0, 4/15/17 at New Mexico

<b>SEASON HIGHS</b> .....	<b>CAREER HIGHS</b>
2.0, 4/11 vs. Arkansas.....	Innings.....2.0, 4/11/17 vs. Arkansas
3, 4/17 at Saint Louis.....	Hits (most).....3, 4/17/17 at Saint Louis
1, 2x, last 4/13 at New Mexico.....	Hits (fewest).....1, 2x, last 4/13/17 at New Mexico
4, 4/17 at Saint Louis.....	ER (most).....4, 4/17/17 at Saint Louis
0, 3/12 at Minnesota.....	ER (fewest).....0, 3/12/17 at Minnesota
2, 2x, last 4/17 at Saint Louis.....	Walks.....2, 2x, last 4/17/17 at Saint Louis
3, 4/11 vs. Arkansas.....	Strikeouts.....3, 4/11/17 vs. Arkansas
1, 4/11 vs. Arkansas.....	HBP.....1, 4/11/17 vs. Arkansas
NA.....	Most scoreless IP.....NA

## 2017 GAME-BY-GAME

Date	Opponent	GS	IP	H	R	ER	BB	SO	2B	3B	HR	WP	BK	HBP	IBB	Score	W-L	Sv	ERA	NP	
Feb 17	vs Rhode Island	*	6.0	5	1	1	1	3	0	0	0	0	0	1	0	12-1	1-0	0	1.50	91	
Feb 24	at Belmont	*	4.1	4	5	5	3	5	2	0	1	0	0	2	0	7-5	1-0	0	6.23	83	
Mar 05	CENTRAL ARKANSAS	**	4.1	2	0	0	5	5	0	0	0	1	0	0	0	4-0	1-0	0	3.68	73	
Mar 12	at Minnesota	*	7.0	7	1	1	1	8	0	0	0	0	0	0	0	12-3	2-0	0	2.91	94	
Mar 19	MEMPHIS	*	5.1	6	3	2	1	7	1	0	0	0	0	0	0	4-5	2-0	0	3.00	96	
Mar 26	at Central Michigan	*	5.0	7	6	2	2	7	2	0	1	0	0	0	1	4-7	2-1	0	3.09	110	
Apr 02	BRADLEY	*	7.0	4	2	2	1	4	1	0	0	0	0	0	0	9-2	3-1	0	3.00	77	
Apr 09	DALLAS BAPTIST	*	7.0	6	1	1	1	8	2	0	0	0	0	1	0	0	7-3	4-1	0	2.74	115
Apr 15	at New Mexico	*	9.0	5	0	0	1	11	1	0	0	1	1	0	0	8-0	5-1	0	2.29	115	
Apr 23	WICHITA STATE-2	*	7.0	5	1	1	3	5	0	0	0	0	0	0	0	8-1	6-1	0	2.18	94	
Apr 29	at Evansville	*	5.2	5	4	1	5	3	0	2	1	0	1	0	0	9-5	6-1	0	2.53	102	
May 07	at Southern Illinois	*	7.0	8	4	4	0	5	2	0	1	0	0	0	0	7-4	6-1	0	2.77	97	
May 14	INDIANA STATE	*	6.2	6	1	1	1	10	0	0	0	0	0	0	0	5-2	7-1	0	2.66	91	
Totals			13	81.1	74	30	24	21	73	14	0	5	2	2	5	196-38	7-1	0	2.66	-	

## 2017 GAME-BY-GAME

Date	Opponent	GS	IP	H	R	ER	BB	SO	2B	3B	HR	WP	BK	HBP	IBB	Score	W-L	Sv	ERA	NP
Mar 12	at Minnesota	*	1.0	1	2	0	1	0	0	0	0	1	0	0	0	12-3	0-0	0	0.00	23
Apr 11	ARKANSAS	*	2.0	2	2	2	2	3	0	0	0	1	0	1	0	4-12	0-0	0	6.00	45
Apr 13	at New Mexico	*	1.2	1	1	1	1	0	0	0	1	0	0	0	0	8-17	0-0	0	5.79	27
Apr 17	at Saint Louis	*	1.0	3	4	4	2	1	1	0	0	2	0	0	0	15-8	0-0	0	11.12	32
Totals			5.2	7	9	7	6	4	1	0	1	4	0	1	0	39-40	0-0	0	11.12	-

## STILL'S CAREER TOTALS

Year	ERA	W-L	G-GS	CG	SH	SV	IP	H	R	ER	BB	SO	BAA	WP	HBP
2017	2.66	7-1	13-13	1	1/1	0	81.1	74	30	24	21	73	.242	2	5
<b>Totals</b>	<b>2.66</b>	<b>7-1</b>	<b>13-13</b>	<b>1</b>	<b>1/1</b>	<b>0</b>	<b>81.1</b>	<b>74</b>	<b>30</b>	<b>24</b>	<b>21</b>	<b>73</b>	<b>.242</b>	<b>2</b>	<b>5</b>

## GONNERMAN'S CAREER TOTALS

Year	ERA	W-L	G-GS	CG	SH	SV	IP	H	R	ER	BB	SO	BAA	WP	HBP
2017	11.12	0-0	4-1	0	0/0	0	5.2	7	9	7	6	4	.304	4	1
<b>Totals</b>	<b>11.12</b>	<b>0-0</b>	<b>4-1</b>	<b>0</b>	<b>0/0</b>	<b>0</b>	<b>5.2</b>	<b>7</b>	<b>9</b>	<b>7</b>	<b>6</b>	<b>4</b>	<b>.304</b>	<b>4</b>	<b>1</b>

# MISSOURI STATE BASEBALL

2017 Missouri Valley Conference Baseball Championship | Wednesday, May 24 - Saturday, May 27 | Springfield, Mo. | Hammons Field (8,000) | KBFL 1060 AM/96.9 FM | The Valley on ESPN3

## PLAYER PROFILES



### 40 ALEX JEFFERSON

Senior  
OF/LHP | B/L | 5-9 | 175  
Normal, Ill. (Normal Community West HS)



### 43 DANNY ROWLEY

Senior  
C | R/R | 6-1 | 215  
Durango, Colo. (Eastern Arizona College)

<b>SEASON HIGHS</b> .....	<b>CAREER HIGHS</b> .....
6, 2/25 at Lipscomb.....	<b>At-bats</b> .....6, 2/21/17 at Lipscomb
3, 3x, last 4/8 vs. Dallas Baptist.....	<b>Hits</b> .....3, 7x, last 4/8/17 vs. Dallas Baptist
3, 3x, last 5/12 vs. Indiana State.....	<b>Runs</b> .....3, 8x, last 5/12/17 vs. Indiana State
3, 3/12 at Minnesota.....	<b>RBI's</b> .....3, 5x, last 3/12/17 at Minnesota
1, 7x, last 5/12 vs. Indiana State.....	<b>Steals</b> .....2, 2x, last 3/22/16 vs. Arkansas State
4, last 4/28 at Evansville.....	<b>Walks</b> .....4, 4/28/17 at Evansville
3, 3x, last 5/18 at Illinois State.....	<b>Strikeouts</b> .....3, 4x, last 5/18/17 at Illinois State
1, 9x, last 5/14 vs. Indiana State.....	<b>Doubles</b> .....1, 18x, last 5/14/17 vs. Indiana State
1, 3x, last 4/23 vs. Wichita State.....	<b>Home runs</b> .....1, 7x, last 4/23/17 vs. Wichita State

NA.....	<b>Innings</b> .....5.1, 4/4/15 vs. Dallas Baptist
NA.....	<b>Hits (most)</b> .....4, 4/4/15 vs. Dallas Baptist
NA.....	<b>Hits (fewest)</b> .....0, 5x, last 5/3/15 vs. Wichita State
NA.....	<b>ER (most)</b> .....1, 5x, last 5/8/16 vs. Southern Illinois
NA.....	<b>ER (fewest)</b> .....0, 5x, last 5/3/15 vs. Wichita State
NA.....	<b>Walks</b> .....3, 2x, last 4/25/15 at Illinois State
NA.....	<b>Strikeouts</b> .....3, 2x, last 4/25/15 at Illinois State
NA.....	<b>HBP</b> .....1, 2x, last 4/21/15 at Missouri
NA.....	<b>Most scoreless IP</b> .....5.1, 4/4/15 vs. Dallas Baptist

## 2017 GAME-BY-GAME

Date	Opponent	Pos	AB	R	H	RBI	2B	3B	HR	BB	SO	CS	HBP	SAC	SF	GDP	K	PO	A	E	Avg	
Feb 17	vs Rhode Island	of	3	3	1	1	0	0	2	1	0	0	0	0	0	0	0	0	0	0	0	.333
Feb 18	vs Stony Brook	of	4	4	0	0	0	0	0	0	0	0	0	0	0	0	0	1	0	0	0	.000
Feb 19	at McNeese State	of	4	0	0	0	0	0	0	0	0	0	0	0	0	0	1	2	0	0	0	.000
Feb 21	at Oral Roberts	of/lf	1	1	1	0	0	0	0	0	0	0	0	0	0	0	0	0	0	0	0	.200
Feb 24	at Belmont	ph/dh	1	0	1	0	0	0	0	0	0	0	0	0	0	0	0	0	0	0	0	.235
Feb 25	at Lipscomb	of	6	6	0	2	1	0	0	0	0	0	0	0	0	0	0	1	2	0	0	.261
Feb 26	at Middle Tennessee	of	4	0	2	0	0	0	1	0	0	0	0	0	0	0	0	0	0	0	0	.296
Mar 01	at Arkansas State	of	1	1	0	1	0	0	0	0	0	0	0	0	0	0	0	1	0	0	0	.286
Mar 03	CENTRAL ARKANSAS	of	4	1	2	0	1	0	0	0	0	0	0	0	0	0	0	1	1	0	0	.312
Mar 04	CENTRAL ARKANSAS	of	4	3	1	0	0	0	1	0	0	0	0	0	0	0	0	1	2	0	0	.314
Mar 05	CENTRAL ARKANSAS	of	4	0	0	0	0	0	0	0	0	0	0	0	0	0	0	1	0	0	0	.282
Mar 07	at Oklahoma State	of	4	4	0	1	0	0	0	1	0	0	0	0	0	0	0	3	3	0	0	.279
Mar 10	at Minnesota	of	4	3	0	0	0	0	0	0	0	0	0	0	0	0	0	1	2	0	0	.261
Mar 11	at Minnesota	of	1	1	0	0	0	0	0	0	0	0	0	0	0	0	0	1	0	0	0	.280
Mar 12	at Minnesota	of	1	1	3	0	0	0	1	0	0	0	0	0	0	0	0	0	0	0	0	.283
Mar 15	at Southeast Missouri	ph/dh	0	0	1	0	0	0	0	0	0	0	0	0	0	0	0	0	0	0	0	.273
Mar 17	MEMPHIS	of	1	1	1	1	0	0	0	0	0	0	0	0	0	0	0	0	0	0	0	.267
Mar 18	MEMPHIS	of	1	3	1	1	0	0	0	0	0	0	0	0	0	0	0	0	0	0	0	.292
Mar 19	MEMPHIS	of/lf	0	0	3	0	0	0	0	0	0	0	0	0	0	0	0	0	0	0	0	.314
Mar 21	NEW ORLEANS	of	5	5	0	0	0	0	0	0	0	0	0	0	0	0	0	2	1	0	0	.320
Mar 24	at Central Michigan	of	0	0	1	0	0	0	0	0	0	0	0	0	0	0	0	0	0	0	0	.300
Mar 24	at Central Michigan-2	of	4	4	0	0	0	0	0	0	0	0	0	0	0	0	0	1	1	0	0	.286
Mar 26	at Central Michigan	of	1	1	0	0	0	0	0	0	0	0	0	0	0	0	0	0	0	0	0	.284
Mar 28	ORAL ROBERTS	of	4	4	0	0	0	0	0	0	0	0	0	0	0	0	0	2	2	0	0	.272
Mar 31	BRADLEY	of/lf	2	2	1	0	0	0	1	0	0	0	0	0	0	0	0	0	0	0	0	.266
Apr 01	BRADLEY	of	1	1	0	0	0	0	0	0	0	0	0	0	0	0	0	0	0	0	0	.260
Apr 02	BRADLEY	of	1	1	2	1	0	0	1	0	0	0	0	0	0	0	0	1	0	0	0	.263
Apr 04	KANSAS	of/lf	4	4	1	0	0	0	0	0	0	0	0	0	0	0	0	1	1	0	0	.252
Apr 07	DALLAS BAPTIST	of	0	0	0	0	0	0	0	0	0	0	0	0	0	0	0	1	1	0	0	.271
Apr 08	DALLAS BAPTIST	of/lf	4	4	0	0	0	0	0	0	0	0	0	0	0	0	0	1	0	0	0	.261
Apr 09	DALLAS BAPTIST	of/lf	0	0	0	0	0	0	0	0	0	0	0	0	0	0	0	0	0	0	0	.254
Apr 11	ARKANSAS	of/lf	3	3	0	0	0	0	0	0	0	0	0	0	0	0	0	1	3	0	0	.256
Apr 13	at New Mexico	of	3	3	2	0	0	0	1	0	0	0	0	0	0	0	0	1	5	0	0	.250
Apr 14	at New Mexico	of	4	3	0	0	0	0	1	0	0	0	0	0	0	0	0	1	5	0	0	.244
Apr 15	at New Mexico	of	0	0	0	0	0	0	0	0	0	0	0	0	0	0	0	0	0	0	0	.244
Apr 17	at Saint Louis	of	6	6	0	0	0	0	0	0	0	0	0	0	0	0	0	0	0	0	0	.235
Apr 18	at Mizzou	of	2	4	0	0	0	0	0	0	0	0	0	0	0	0	0	2	1	1	0	.228
Apr 22	WICHITA STATE	of	1	1	0	0	0	0	0	0	0	0	0	0	0	0	0	0	0	0	0	.224
Apr 23	WICHITA STATE-1	of	1	1	1	0	0	0	0	0	0	0	0	0	0	0	0	0	0	0	0	.224
Apr 23	WICHITA STATE-2	of	0	0	2	1	0	0	1	1	0	0	0	0	0	0	0	1	0	0	0	.233
Apr 25	MEZZOU	of	1	2	0	0	0	0	0	0	0	0	0	0	0	0	0	0	0	0	0	.230
Apr 28	at Evansville	of	1	2	0	0	0	0	4	0	0	0	0	0	0	0	0	0	1	0	0	.228
Apr 29	at Evansville	of	4	1	1	0	0	0	2	0	0	0	0	0	0	0	0	3	3	0	0	.229
May 02	at Kansas	of	4	2	2	0	0	0	0	0	0	0	0	0	0	0	0	1	1	0	0	.236
May 05	at Southern Illinois	of	3	3	0	1	0	0	0	0	0	0	0	0	0	0	0	0	0	0	0	.237
May 06	at Southern Illinois	of	1	1	2	0	0	0	0	0	0	0	0	0	0	0	0	0	0	0	0	.236
May 07	at Southern Illinois	ph/lf	2	2	0	0	0	0	0	0	0	0	0	0	0	0	0	0	0	0	0	.233
May 12	INDIANA STATE	of	3	3	2	0	0	0	2	1	0	0	0	0	0	0	0	0	1	0	0	.241
May 13	INDIANA STATE	of	4	1	2	0	0	0	0	0	0	0	0	0	0	0	0	0	0	0	0	.247
May 14	INDIANA STATE	of	0	0	1	0	0	0	0	0	0	0	0	0	0	0	0	0	0	0	0	.247
May 18	at Illinois State	of	6	1	0	0	0	0	0	0	0	0	0	0	0	0	0	3	2	0	0	.246
May 19	at Illinois State	of	3	0	0	0	0	0	0	1	0	0	0	0	0	0	0	0	1	2	0	.242
Totals			49gs	182	36	44	17	9	0	3	30	7	5	8	3	1	45	72	3	1	0	.242

## JEFFERSON'S CAREER BATTING TOTALS

Year	AVG	G-GS	AB	R	H	2B	3B	HR	RBI	SLG	BB	SO	OBP	SF	SH	SB-A	FA
2014	.226	31-17	62	15	14	2	1	1	4	.339	9	12	.360	0	1	2-3	1.000
2015	.175	24-6	40	9	7	1	0	0	2	.200	3	9	.233	0	0	4-5	1.000
2016	.286	52-34	147	31	42	7	2	3	24	.422	13	29	.368	2	5	6-10	1.000
2017	.242	52-49	182	36	44	9	0	3	17	.341	30	45	.371	1	3	7-12	.987
<b>Totals</b>	<b>.248</b>	<b>159-106</b>	<b>431</b>	<b>91</b>	<b>107</b>	<b>19</b>	<b>3</b>	<b>7</b>	<b>47</b>	<b>.355</b>	<b>55</b>	<b>95</b>	<b>.356</b>	<b>3</b>	<b>9</b>	<b>19-29</b>	<b>.992</b>

## JEFFERSON'S CAREER PITCHING TOTALS

Year	ERA	W-L	G-GS	CG	SH	SV	IP	H	R	ER	BB	SO	BAA	WP	HBP
2015	2.51	0-0	11-0	0	0/0	0	14.1	9	4	4	10	14	.188	0	2
2016	4.50	0-0	1-0	0	0/0	0	2.0	3	1	1	2	0	.429	0	0
<b>Totals</b>	<b>2.76</b>	<b>0-0</b>	<b>12-0</b>	<b>0</b>	<b>0/0</b>	<b>0</b>	<b>16.1</b>	<b>12</b>	<b>5</b>	<b>5</b>	<b>12</b>	<b>14</b>	<b>.218</b>	<b>0</b>	<b>2</b>

<b>SEASON HIGHS</b> .....	<b>CAREER HIGHS</b> .....
1, 5x, last 4/13 at New Mexico.....	<b>At-bats</b> .....2, 2x, last 4/5/16 vs. Saint Louis
1, 3/12 at Minnesota.....	<b>Hits</b> .....1, 3/12/17 at Minnesota
NA.....	<b>Runs</b> .....NA
1, 3/12 at Minnesota.....	<b>RBI's</b> .....1, 3/12/17 at Minnesota
NA.....	<b>Steals</b> .....NA
NA.....	<b>Walks</b> .....NA
1, 3x, last 3/19 vs. Memphis.....	<b>Strikeouts</b> .....2, 2x, last 4/15/16 vs. Saint Louis
NA.....	<b>Doubles</b> .....NA
NA.....	<b>Home runs</b> .....NA

## 2017 GAME-BY-GAME

Date	Opponent	Pos	AB	R	H	RBI	2B	3B	HR	BB	SO	CS	HBP	SAC	SF	GDP	K	PO	A	E	Avg	
Feb 17	vs Rhode Island	ph/lf	1	0	0	0	0	0	0	0	0	0	0	0	0	0	0	0	1	0	0	.000
Mar 01	at Arkansas State	ph/c	1	0	0																	

# MISSOURI STATE BASEBALL

2017 Missouri Valley Conference Baseball Championship | Wednesday, May 24 - Saturday, May 27 | Springfield, Mo. | Hammons Field (8,000) | KBFL 1060 AM/96.9 FM | The Valley on ESPN3

## PLAYER PROFILES



### 45 BEN WHETSTONE

Redshirt Freshman  
IF | L/R | 6-5 | 220  
Overland Park, Kan. (Rockhurst HS)



### 50 ALEX MOORE

Freshman  
RHP | R/R | 6-7 | 248  
Mountain Grove, Mo. (Mountain Grove HS)

<b>SEASON HIGHS</b> .....	<b>CAREER HIGHS</b> .....
4, 3/19 vs. Memphis.....	<b>At-bats</b> .....4, 3/19/17 vs. Memphis
1, 3/17 vs. Memphis.....	<b>Hits</b> .....1, 3/17/17 vs. Memphis
1, 3/17 vs. Memphis.....	<b>Runs</b> .....1, 3/17/17 vs. Memphis
1, 3/17 vs. Memphis.....	<b>RBI's</b> .....1, 3/17/17 vs. Memphis
NA.....	<b>Steals</b> .....NA
2, 2/26 at Middle Tennessee.....	<b>Walks</b> .....2, 2/26/17 at Middle Tennessee
2, 3/19 vs. Memphis.....	<b>Strikeouts</b> .....2, 3/19/17 vs. Memphis
NA.....	<b>Doubles</b> .....NA
NA.....	<b>Home runs</b> .....NA

<b>SEASON HIGHS</b> .....	<b>CAREER HIGHS</b> .....
1.2, 3x, last 4/23 vs. Wichita State.....	<b>Innings</b> .....1.2, 3x, last 4/23/17 vs. Wichita State
2, 5/6 at Southern Illinois.....	<b>Hits (most)</b> .....2, 5/6/17 at Southern Illinois
0, 2x, last 3/26 at Central Michigan.....	<b>Hits (fewest)</b> .....0, 2x, last 3/24/17 at Central Michigan
1, 4/9 vs. Dallas Baptist.....	<b>ER (most)</b> .....1, 4/9/17 vs. Dallas Baptist
0, 8x, last 5/6 at Southern Illinois.....	<b>ER (fewest)</b> .....0, 8x, last 5/6/17 at Southern Illinois
1, 4x, last 5/6 at Southern Illinois.....	<b>Walks</b> .....1, 4x, last 5/6/17 at Southern Illinois
2, 3/21 vs. New Orleans.....	<b>Strikeouts</b> .....2, 3/21/17 vs. New Orleans
1, 3/21 vs. New Orleans.....	<b>HBP</b> .....1, 3/21/17 vs. New Orleans
1.2, 2x, last 4/23 vs. Wichita State....	<b>Most scoreless IP</b> ..1.2, 2x, last 4/23/17 vs. Wichita State

### 2017 GAME-BY-GAME

Date	Opponent	Pos	AB	R	H	RBI	2B	3B	HR	BB	SB	CS	HBP	SAC	SF	GDP	K	PO	A	E	Avg
Feb 17	vs Rhode Island	ph/dh	2	0	0	0	0	0	0	0	0	0	0	0	0	0	1	0	0	0	.000
Feb 21	at Oral Roberts	ph	1	0	0	0	0	0	0	0	0	0	0	0	0	0	0	0	0	0	.000
Feb 26	at Middle Tennessee	*dh	2	0	0	0	0	0	0	0	0	0	0	0	0	0	1	0	0	0	.000
Mar 01	at Arkansas State	pr/1b	1	0	0	0	0	0	0	0	0	0	0	0	0	0	1	2	0	0	.000
Mar 10	at Minnesota	ph/dh	2	0	0	0	0	0	0	0	0	0	0	0	0	0	1	0	0	0	.000
Mar 11	at Minnesota	ph	1	0	0	0	0	0	0	0	0	0	0	0	0	0	0	0	0	0	.000
Mar 12	at Minnesota	pr/1b	0	0	0	0	0	0	0	1	0	0	0	0	0	0	0	0	0	0	.000
Mar 15	at Southeast Missouri	ph	1	0	0	0	0	0	0	0	0	0	0	0	0	0	0	0	0	0	.000
Mar 17	MEMPHIS	dh	3	1	1	1	0	0	0	0	0	0	0	0	0	0	1	0	0	0	.077
Mar 18	MEMPHIS	ph	0	0	0	0	0	0	0	1	0	0	0	0	0	0	0	0	0	0	.077
Mar 19	MEMPHIS	*dh	4	0	0	0	0	0	0	0	0	0	0	0	0	0	2	0	0	0	.059
Mar 24	at Central Michigan-2	ph	1	0	0	0	0	0	0	0	0	0	0	0	0	0	0	0	0	0	.056
Apr 04	KANSAS	ph	1	0	0	0	0	0	0	0	0	0	0	0	0	0	0	0	0	0	.053
Totals		zgs	19	1	1	1	0	0	0	4	0	0	0	0	0	0	7	2	0	0	.053

On base pct. .217 • Slugging pct. .053

### 2017 GAME-BY-GAME

Date	Opponent	GS	IP	H	R	ER	BB	SO	2B	3B	HR	WP	BK	HBP	IBB	Score	W-L	Sv	ERA	NP
Feb 17	vs Rhode Island	1.0	1	0	0	0	1	0	0	0	0	1	0	0	0	12-1	0-0	0	0.00	17
Mar 21	NEW ORLEANS	1.0	0	0	0	0	2	0	0	0	0	0	0	0	0	7-2	0-0	0	0.00	15
Mar 24	at Central Michigan-1	1.0	1	0	0	0	0	0	0	0	0	0	0	0	0	12-1	0-0	0	0.00	18
Mar 26	at Central Michigan	0.1	0	0	0	0	0	0	0	0	0	0	0	0	0	4-7	0-0	0	0.00	1
Apr 04	KANSAS	1.2	1	0	0	1	1	0	0	0	0	0	0	0	0	2-4	0-0	0	0.00	30
Apr 09	DALLAS BAPTIST	1.2	1	1	1	1	1	0	0	0	0	1	0	0	0	7-3	0-0	0	1.35	31
Apr 11	ARKANSAS	1.0	1	0	0	1	0	0	0	0	0	1	0	0	0	4-12	0-0	0	1.17	12
Apr 23	WICHITA STATE-2	1.2	1	0	0	1	0	0	0	0	0	0	0	0	0	8-1	0-0	0	0.96	24
May 06	at Southern Illinois	1.0	2	2	0	1	1	0	0	0	1	0	0	0	0	19-9	0-0	0	0.87	26
Totals		0	10.1	8	3	1	4	7	0	0	0	3	2	1	0	75-40	0-0	0	0.87	-

### WHETSTONE'S CAREER TOTALS

Year	AVG	G-GS	AB	R	H	2B	3B	HR	RBI	SLG	BB	SO	OBP	SF	SH	SB-A	FA
2017	.053	14-2	19	1	1	0	0	0	1	.053	4	7	.217	0	0	0-0	1.000
Totals	.053	14-2	19	1	1	0	0	0	1	.053	4	7	.217	0	0	0-0	1.000

### MOORE'S CAREER TOTALS

Year	ERA	W-L	G-GS	CG	SH	SV	IP	H	R	ER	BB	SO	BAA	WP	HBP
2017	0.87	0-0	9-0	0	0/0	0	10.1	8	3	1	4	7	.200	3	1
Totals	0.87	0-0	9-0	0	0/0	0	10.1	8	3	1	4	7	.200	3	1

# MISSOURI STATE BASEBALL

2017 Missouri Valley Conference Baseball Championship | Wednesday, May 24 - Saturday, May 27 | Springfield, Mo. | Hammons Field (8,000) | KBFL 1060 AM/96.9 FM | The Valley on ESPN3

## INDIVIDUAL GAME-BY-GAME PITCHING STATISTICS (IP-H-R-ER-BB-SO)

Date	Opponent	Coleman IP-H-R-ER-BB-K	Dame IP-H-R-ER-BB-K	Fromson IP-H-R-ER-BB-K	Gonnerman IP-H-R-ER-BB-K	Knight IP-H-R-ER-BB-K	Knutson IP-H-R-ER-BB-K	Lochner IP-H-R-ER-BB-K	McAlister IP-H-R-ER-BB-K	Moore IP-H-R-ER-BB-K	Still IP-H-R-ER-BB-K	Tallman IP-H-R-ER-BB-K	Turner IP-H-R-ER-BB-K	Witherspoon IP-H-R-ER-BB-K	Young IP-H-R-ER-BB-K
Feb 17	Rhode Island	.....	.....	1.0-0-0-0-1	.....	.....	.....	.....	1.0-1-0-0-2	1.0-1-0-0-1	*6.0-5-1-1-1-3	.....	.....	.....	.....
Feb 18	Stony Brook	2.0-2-0-0-1	.....	.....	.....	.....	*7.0-3-0-0-2	.....	.....	.....	.....	.....	.....	.....	.....
Feb 19	McNeese State	.....	.....	4.0-1-0-0-1-4	.....	.....	.....	.....	.....	.....	.....	.....	.....	*4.0-6-4-3-1-1	.....
Feb 21	Oral Roberts	*4.1-4-4-1-0-7	.....	.....	.....	.....	.....	0.1-3-1-0-1-0	.....	.....	.....	2.1-0-0-0-2-2	.....	.....	2.0-0-0-0-3
Feb 24	Belmont	.....	.....	3.2-2-0-0-0-3	.....	.....	.....	.....	.....	.....	*4.1-4-5-5-3-5	.....	.....	.....	1.0-0-0-0-3
Feb 25	Lipscomb	.....	.....	.....	.....	.....	*6.0-6-3-3-1-9	.....	.....	.....	.....	4.0-1-1-1-0-8	.....	.....	1.0-1-0-0-1-1
Feb 26	Middle Tennessee	*7.0-1-0-0-3-8	.....	1.0-0-0-0-0-0	.....	.....	.....	.....	.....	.....	.....	.....	.....	.....	1.0-1-0-0-2
Mar 1	Arkansas State	.....	.....	.....	.....	*5.0-4-0-0-2-6	.....	1.0-0-0-0-1-1	1.0-1-0-0-2	.....	.....	.....	.....	2.0-0-0-0-4	.....
Mar 3	Central Arkansas	.....	.....	2.2-0-0-0-2-4	.....	.....	*5.1-6-0-0-2-8	.....	.....	.....	.....	.....	.....	.....	1.0-0-0-0-2
Mar 4	Central Arkansas	*5.2-8-3-3-3-4	.....	.....	.....	.....	.....	.....	.....	.....	.....	1.1-0-0-0-0-2	.....	1.0-0-0-0-1-1	1.0-1-0-0-1
Mar 5	Central Arkansas	.....	.....	3.2-0-0-0-0-3	.....	.....	.....	1.0-0-0-0-0-0	.....	.....	*4.1-2-0-0-5-5	.....	.....	.....	.....
Mar 7	Oklahoma State	.....	.....	.....	.....	3.2-3-1-1-2-2	.....	1.0-0-0-0-1-1	0.0-1-1-1-1-0	.....	.....	.....	.....	*3.1-5-5-5-2-6	.....
Mar 10	Minnesota	.....	.....	1.0-2-2-2-1-1	.....	.....	*7.0-4-3-3-0-7	.....	.....	.....	.....	.....	.....	.....	.....
Mar 11	Minnesota	*7.0-4-2-2-0-7	.....	.....	.....	.....	.....	.....	.....	.....	.....	2.0-0-0-0-1-5	.....	.....	.....
Mar 12	Minnesota	.....	.....	.....	1.0-1-2-0-1-0	.....	.....	1.0-0-0-0-0-1	.....	.....	*7.0-7-1-1-1-8	.....	.....	.....	.....
Mar 15	SEMO	.....	.....	3.1-2-0-0-0-7	.....	*4.0-3-4-4-3-7	.....	.....	.....	.....	.....	.....	.....	.....	1.0-3-1-1-3-0
Mar 17	Memphis	.....	.....	.....	.....	.....	*7.0-8-5-5-0-6	.....	.....	.....	.....	1.0-0-0-0-0-2	.....	.....	1.0-0-0-0-1
Mar 18	Memphis	*3.0-6-5-5-4-4	.....	1.0-1-0-0-0-1	.....	.....	.....	1.2-0-0-0-0-4	0.1-2-1-1-1-0	.....	.....	.....	.....	3.0-4-0-0-1-3	.....
Mar 19	Memphis	.....	.....	2.0-3-2-2-0-1	.....	.....	.....	.....	.....	.....	*5.1-6-3-2-1-7	1.2-1-0-0-0-1	.....	.....	.....
Mar 21	New Orleans	.....	.....	.....	.....	*7.0-5-0-0-2-1	.....	.....	.....	1.0-0-0-0-0-2	.....	1.0-2-2-2-1-2	.....	.....	.....
Mar 24	Central Michigan	.....	.....	.....	.....	.....	*7.0-5-1-1-3-3	.....	1.0-0-0-0-0-1	1.0-1-0-0-0-0	.....	.....	.....	.....	.....
Mar 24	Central Michigan	*6.1-4-1-1-4-7	.....	2.0-2-1-1-0-1	.....	.....	.....	.....	.....	.....	.....	.....	.....	.....	.....
Mar 26	Central Michigan	.....	.....	.....	.....	.....	.....	2.2-3-1-1-2-3	.....	0.1-0-0-0-0-0	*5.0-7-6-2-2-7	.....	.....	.....	.....
Mar 28	Oral Roberts	.....	.....	1.0-1-0-0-0-2	.....	*6.0-4-3-3-4-2	.....	.....	.....	.....	.....	.....	.....	1.0-1-0-0-0-1	1.0-0-0-0-2
Mar 31	Bradley	.....	.....	5.0-3-1-0-1-5	.....	.....	*6.0-8-2-2-0-7	.....	.....	.....	.....	.....	.....	.....	.....
April 1	Bradley	*7.0-8-3-3-3-5	.....	.....	.....	.....	.....	.....	.....	.....	.....	.....	.....	.....	.....
April 2	Bradley	.....	.....	.....	.....	.....	.....	1.0-0-0-0-1-0	.....	.....	*7.0-4-2-2-1-4	.....	.....	.....	1.0-0-0-0-1
April 4	Kansas	.....	.....	2.0-2-2-2-1-4	.....	.....	.....	0.0-0-0-0-1-0	1.0-1-1-1-1-1	1.2-1-0-0-1-1	.....	.....	.....	*4.0-4-1-1-2-5	0.1-0-0-0-1
April 7	Dallas Baptist	.....	.....	1.0-0-0-0-0-0	.....	.....	*8.0-2-1-1-2-13	.....	.....	.....	.....	.....	.....	.....	.....
April 8	Dallas Baptist	*6.0-4-4-4-3-5	.....	2.0-2-0-0-0-3	.....	.....	.....	0.2-4-4-4-0-1	.....	.....	.....	.....	.....	.....	0.1-0-0-0-1-1
April 9	Dallas Baptist	.....	.....	.....	.....	.....	.....	.....	.....	1.2-1-1-1-1-1	*7.0-6-1-1-1-8	.....	.....	.....	.....
April 11	Arkansas	.....	1.0-2-1-1-0-1	.....	2.0-2-2-2-2-3	.....	.....	1.0-2-2-2-1-1	0.0-2-3-2-0-0	1.0-1-0-0-1-0	.....	1.0-1-0-0-0-1	.....	*3.0-8-4-4-1-6	.....
April 13	New Mexico	*4.2-7-6-6-4-1	.....	.....	.....	3.1-3-3-3-2-1	*4.1-10-8-8-2-2	.....	0.2-2-3-3-4-0	.....	.....	.....	.....	.....	.....
April 14	New Mexico	.....	.....	.....	.....	.....	.....	.....	.....	.....	.....	.....	.....	.....	.....
April 15	New Mexico	.....	.....	.....	.....	.....	.....	.....	.....	.....	*9.0-5-0-0-1-1	.....	.....	.....	.....
April 17	Saint Louis	.....	.....	2.2-2-1-0-0-2	*1.0-3-4-4-2-1	.....	.....	.....	.....	.....	.....	.....	.....	5.1-3-3-3-2-2	.....
April 18	Missouri	.....	.....	2.0-1-0-0-0-3	.....	*5.0-8-3-2-0-4	1.0-1-0-0-1-1	.....	.....	.....	.....	.....	.....	.....	1.0-0-0-0-2
April 22	Wichita State	.....	.....	2.1-3-1-1-1-4	.....	.....	*5.2-4-4-3-2-6	.....	.....	.....	.....	.....	.....	.....	1.0-0-0-0-1-2
April 23	Wichita State	*7.0-6-4-3-1-5	.....	.....	.....	.....	.....	.....	.....	.....	.....	.....	.....	2.0-1-0-0-0-1	.....
April 23	Wichita State	.....	.....	.....	.....	.....	.....	.....	.....	1.2-1-0-0-0-1	*7.0-5-1-1-3-5	.....	.....	0.1-0-0-0-1-1	.....
April 25	Missouri	.....	.....	1.1-0-0-0-0-2	.....	*6.2-3-0-0-0-5	.....	.....	.....	.....	.....	.....	.....	.....	1.0-1-1-0-0-0
April 28	Evansville	4.2-3-5-5-5-7	.....	1.1-1-0-0-1-2	.....	.....	*3.0-5-3-3-0-4	.....	.....	.....	.....	.....	.....	.....	.....
April 29	Evansville	.....	.....	2.0-0-0-0-0-3	.....	.....	.....	0.1-0-0-0-0-0	.....	.....	*5.2-9-5-4-1-5	.....	.....	.....	1.0-0-0-0-3-1
May 2	Kansas	.....	.....	1.0-1-2-0-2-2	.....	*5.1-5-6-5-1-6	0.2-2-0-0-0-2	.....	.....	.....	.....	.....	.....	1.0-1-0-0-0-1	.....
May 5	Southern Illinois	.....	.....	2.0-0-0-0-0-3	.....	.....	*6.0-7-5-3-1-5	.....	.....	.....	.....	.....	.....	.....	1.0-0-0-0-1-3
May 6	Southern Illinois	*4.2-8-6-6-4-2	.....	1.2-0-0-0-0-1	.....	.....	.....	.....	.....	1.0-2-2-0-1-1	.....	.....	.....	1.2-2-1-1-0-1	.....
May 7	Southern Illinois	.....	.....	.....	.....	1.1-1-0-0-1-3	.....	.....	.....	.....	*7.0-8-4-4-0-5	.....	.....	.....	2.2-0-0-0-3-3
May 12	Indiana State	.....	.....	2.0-0-0-0-0-1	.....	.....	*6.0-7-4-4-3-6	.....	.....	.....	.....	.....	.....	.....	.....
May 13	Indiana State	*7.0-1-1-1-2-8	.....	1.0-0-0-0-0-0	.....	.....	.....	.....	.....	.....	.....	.....	.....	.....	1.0-0-0-0-2
May 14	Indiana State	.....	.....	1.1-1-1-1-0-2	.....	0.0-0-0-0-1-0	.....	.....	.....	.....	*6.2-6-1-1-1-10	.....	.....	.....	1.0-0-0-0-2-3
May 18	Illinois State	.....	.....	4.1-1-0-0-0-8	.....	.....	*3.2-7-4-4-1-2	.....	.....	.....	.....	.....	.....	.....	1.0-1-1-1-0-2
May 19	Illinois State	*5.0-2-5-5-5-6	.....	.....	.....	3.0-4-3-3-3-1	.....	.....	.....	.....	.....	.....	.....	.....	.....

IP - innings pitched; H - hits allowed; ER - earned runs allowed; BB - walks allowed; K - strikeouts; \*start;

# MISSOURI STATE BASEBALL

2017 Missouri Valley Conference Baseball Championship | Wednesday, May 24 - Saturday, May 27 | Springfield, Mo. | Hammons Field (8,000) | KBFL 1060 AM/96.9 FM | The Valley on ESPN3

## INDIVIDUAL GAME-BY-GAME BATTING (AB-R-H-RBI)

Date	Opponent	Brown AB-R-H-RBI	Burger AB-R-H-RBI	Duffy AB-R-H-RBI	Eierman AB-R-H-RBI	Geha AB-R-H-RBI	Graham AB-R-H-RBI	Jefferson AB-R-H-RBI	Meyer AB-R-H-RBI	Millas AB-R-H-RBI	Paulsen AB-R-H-RBI	Privitera AB-R-H-RBI	Rowley AB-R-H-RBI	Ruff AB-R-H-RBI	Skalnik AB-R-H-RBI	Steinmetz AB-R-H-RBI	Turner AB-R-H-RBI	Wetstone AB-R-H-RBI
Feb 17	Rhode Island	1-0-0-0	3-2-2-3	.....	4-2-3-3	1-1-0-1	3-0-1-0	3-3-1-1	4-1-0-1	.....	3-0-1-3	0-1-0-0	1-0-0-0	1-0-0-0	1-1-0-0	5-1-1-0	.....	2-0-0-0
Feb 18	Stony Brook	.....	3-1-0-1	2-1-0-0	4-1-2-0	.....	2-1-1-1	3-1-1-0	5-0-0-0	4-0-1-2	3-2-1-3	.....	.....	DEF	.....	5-0-1-0	1-0-0-0	.....
Feb 19	McNeese St.	1-0-0-0	4-1-2-0	1-0-0-0	4-1-2-3	1-1-0-0	4-0-1-0	4-0-0-0	4-0-1-0	1-0-0-0	4-0-0-0	.....	.....	.....	.....	4-0-0-0	.....	.....
Feb 21	Oral Roberts	.....	5-1-1-0	2-0-1-0	5-0-1-0	.....	2-2-0-0	5-1-1-0	4-1-2-2	4-1-1-1	5-3-4-1	DEF	.....	DEF	1-0-1-3	5-0-1-2	1-0-0-0	1-0-0-0
Feb 24	Belmont	.....	4-0-1-1	5-1-2-1	5-0-1-1	2-1-1-0	3-1-0-0	2-1-1-0	5-1-3-0	2-1-2-1	4-1-1-0	.....	.....	DEF	1-0-1-1	3-0-0-1	1-0-0-0	.....
Feb 25	Lipscomb	.....	6-1-2-1	4-1-1-0	5-1-2-2	.....	4-0-0-0	6-0-2-1	5-0-1-0	5-2-3-1	4-1-0-0	.....	.....	DEF	1-0-0-0	6-0-2-1	.....	.....
Feb 26	Middle Tenn.	.....	5-1-1-0	4-0-0-0	4-1-0-0	.....	0-0-0-0	4-0-2-0	3-1-1-0	5-0-1-2	4-2-3-2	.....	.....	2-0-1-0	1-0-0-0	.....	.....	2-0-0-0
Mar 1	Arkansas St.	1-0-0-0	5-1-1-2	1-0-0-0	3-3-0-2	2-2-0-0	.....	1-1-0-1	2-0-1-2	3-0-1-1	4-2-3-3	1-0-0-0	1-0-0-0	3-1-0-0	0-0-0-0	3-3-1-1	1-0-0-0	1-0-0-0
Mar 3	Central Ark.	1-0-0-0	3-0-0-0	2-1-0-0	2-2-1-1	.....	.....	4-1-2-0	2-1-0-0	3-0-0-0	3-0-0-1	.....	.....	DEF	3-0-0-0	4-0-1-2	.....	.....
Mar 4	Central Ark.	.....	4-1-2-3	3-1-1-0	4-1-1-1	.....	.....	3-1-1-0	3-0-1-0	4-0-0-0	3-0-1-0	.....	.....	.....	4-1-1-1	4-0-0-0	.....	.....
Mar 5	Central Ark.	.....	3-1-2-1	4-0-0-0	4-2-2-2	4-0-1-0	.....	4-0-0-0	4-0-2-0	2-0-1-1	3-1-1-0	.....	.....	.....	2-0-0-0	5-0-2-0	.....	.....
Mar 7	Oklahoma St.	.....	4-0-1-1	2-0-0-0	4-0-0-0	2-0-0-0	.....	4-0-1-0	4-1-2-0	3-0-0-0	4-0-0-0	.....	.....	DEF	1-0-0-0	4-2-2-1	.....	.....
Mar 10	Minnesota	.....	3-1-1-1	2-0-0-0	3-1-1-0	.....	.....	3-0-0-0	4-0-0-1	3-0-1-0	3-0-1-0	.....	.....	.....	1-0-0-0	2-0-0-0	2-0-0-0	2-0-0-0
Mar 11	Minnesota	1-0-0-0	4-1-1-0	2-0-1-1	4-1-0-1	.....	.....	4-3-2-1	5-0-1-1	4-0-0-1	5-1-2-0	DEF	.....	0-1-0-0	0-0-0-1	4-0-1-1	.....	1-0-0-0
Mar 12	Minnesota	1-1-0-0	3-2-2-5	3-2-1-0	5-0-0-0	3-1-0-0	.....	3-1-1-3	4-1-1-0	3-0-1-0	3-0-1-0	DEF	1-0-1-1	2-1-1-0	1-0-1-1	3-3-2-2	1-0-0-0	0-0-0-0
Mar 15	SEMO	2-0-0-0	3-2-2-0	1-0-0-0	3-2-1-0	.....	.....	2-0-0-1	4-0-0-0	3-0-0-0	4-0-3-2	.....	.....	3-0-0-0	2-0-0-1	5-0-3-0	.....	1-0-0-0
Mar 17	Memphis	.....	5-2-2-1	2-1-1-0	4-2-3-1	.....	.....	5-0-1-1	4-2-1-0	4-0-0-1	3-1-0-0	.....	.....	.....	1-0-1-1	3-0-2-3	.....	3-1-1-1
Mar 18	Memphis	.....	4-2-2-1	4-0-2-0	3-1-1-0	.....	.....	5-1-3-1	4-0-1-1	2-0-1-1	4-0-1-1	1-0-0-0	.....	DEF	3-0-0-0	4-1-1-0	.....	0-0-0-0
Mar 19	Memphis	.....	3-2-1-0	2-0-0-0	5-1-1-2	4-0-2-0	.....	5-0-3-0	4-0-1-0	1-0-1-0	5-0-1-1	.....	1-0-0-0	DEF	DEF	4-1-2-0	.....	4-0-0-0
Mar 21	New Orleans	.....	4-1-2-2	1-1-1-0	4-1-2-0	3-1-0-0	.....	5-1-2-0	3-0-2-2	4-0-0-0	5-1-3-1	.....	.....	1-0-0-0	1-0-0-0	4-1-1-0	.....	.....
Mar 24	Central Mich.	1-0-0-0	5-2-3-2	.....	6-2-3-1	DEF	.....	5-0-0-1	5-0-3-2	6-1-2-2	5-1-1-0	3-1-1-0	.....	3-2-2-1	1-1-1-0	5-2-2-0	.....	DEF
Mar 24	Central Mich.	.....	4-1-3-0	DEF	4-0-2-1	3-0-0-0	.....	4-0-0-0	3-0-0-0	1-0-0-0	4-0-2-0	.....	.....	3-0-1-0	3-0-0-0	3-0-1-0	.....	1-0-0-0
Mar 26	Central Mich.	.....	4-0-2-1	.....	4-0-0-0	.....	.....	4-1-1-0	4-0-1-0	4-0-0-0	4-0-2-3	3-1-0-0	.....	4-2-2-0	.....	5-0-0-0	.....	.....
Mar 28	Oral Roberts	.....	4-0-0-0	2-0-0-0	3-0-0-0	.....	.....	4-0-0-0	4-0-2-1	4-0-0-0	2-1-2-0	.....	.....	3-0-0-0	1-0-0-0	3-0-0-0	.....	.....
Mar 31	Bradley	.....	4-1-1-2	1-0-0-0	4-1-2-2	.....	4-0-0-0	2-1-0-0	5-0-1-0	3-0-2-1	6-1-2-0	.....	.....	2-0-0-0	1-0-0-0	4-1-0-0	.....	.....
April 1	Bradley	.....	4-2-2-2	.....	4-2-2-4	1-2-1-1	3-1-1-0	2-1-0-0	4-1-1-0	.....	4-1-1-1	.....	.....	2-2-1-2	1-0-0-0	3-1-1-2	.....	.....
April 2	Bradley	.....	3-1-2-1	DEF	4-1-2-1	3-0-0-0	0-0-0-1	3-1-1-2	5-1-2-2	2-0-0-0	4-1-2-2	.....	.....	2-2-0-0	2-0-1-0	5-2-2-0	.....	.....
April 4	Kansas	0-0-0-0	3-0-1-0	DEF	4-0-0-1	0-0-0-0	4-0-2-0	4-1-0-0	4-0-1-1	4-0-1-0	4-0-1-0	DEF	.....	.....	1-0-0-0	4-1-1-0	.....	1-0-0-0
April 7	DBU	2-2-1-1	4-0-0-0	.....	4-0-1-1	.....	4-1-2-1	4-0-3-0	4-0-0-0	4-0-0-0	3-1-1-2	.....	.....	.....	.....	0-1-0-0	.....	.....
April 8	DBU	3-1-0-0	3-1-1-0	1-0-0-0	3-3-3-1	1-0-0-0	4-0-2-2	4-0-0-0	5-3-3-5	.....	4-2-2-3	.....	.....	.....	.....	5-1-2-0	.....	.....
April 9	DBU	3-0-0-0	3-2-1-3	1-0-0-0	2-2-1-2	.....	3-0-0-0	3-0-0-0	3-1-1-1	3-0-1-1	4-1-1-0	DEF	.....	.....	.....	5-1-1-0	.....	.....
April 11	Arkansas	3-0-0-0	4-3-2-1	1-0-1-0	5-0-1-1	1-0-0-0	3-0-2-0	3-1-1-0	4-0-2-1	2-0-0-0	4-0-0-0	DEF	.....	.....	.....	5-0-0-1	.....	.....
April 13	New Mexico	1-0-0-0	5-0-0-0	4-0-3-2	5-2-2-1	1-0-0-0	4-1-2-2	3-2-0-0	4-1-1-1	2-0-0-0	4-0-3-0	.....	1-0-0-0	.....	1-0-0-0	2-2-0-0	.....	.....
April 14	New Mexico	0-0-0-0	5-1-1-2	5-1-3-2	4-0-1-0	1-0-0-0	4-0-1-0	3-0-0-0	5-1-1-0	1-0-0-1	5-1-1-0	.....	.....	.....	.....	5-1-2-0	.....	.....
April 15	New Mexico	.....	3-3-2-0	5-0-2-1	4-1-4-3	.....	2-1-1-1	4-0-1-0	4-0-0-1	5-1-1-0	4-2-1-0	.....	.....	.....	2-0-1-1	4-0-0-1	.....	.....
April 17	Saint Louis	.....	4-4-2-4	4-0-0-0	6-1-4-5	4-1-1-1	4-2-1-1	5-1-0-0	4-1-1-1	.....	3-2-1-1	.....	.....	1-1-1-0	0-0-0-0	5-2-2-1	.....	.....
April 18	Missouri	1-0-1-0	3-2-1-2	4-0-1-1	3-0-0-0	DEF	4-0-1-0	4-0-0-0	2-1-0-0	3-0-0-0	2-0-0-0	DEF	.....	.....	1-0-0-0	4-2-2-0	.....	.....
April 22	Wichita State	2-1-0-1	4-3-1-0	4-1-1-0	3-2-2-3	.....	3-1-2-1	2-0-0-0	5-1-3-2	5-0-3-3	1-0-0-0	0-1-0-0	.....	1-1-0-1	.....	5-1-1-0	.....	.....
April 23	Wichita State	4-0-1-1	6-2-3-4	4-0-0-0	3-2-0-0	2-3-1-0	4-1-3-6	5-1-1-1	5-2-2-0	.....	.....	.....	.....	.....	.....	4-2-2-0	.....	.....
April 23	Wichita State	3-0-0-0	5-2-3-1	2-0-0-0	4-0-1-0	.....	4-1-3-2	3-0-2-1	4-2-1-2	4-1-2-2	.....	DEF	.....	DEF	1-0-0-0	4-2-1-0	.....	.....
April 25	Missouri	.....	4-0-0-0	2-0-0-0	4-0-1-0	.....	3-0-1-0	2-0-0-0	1-0-0-0	4-1-1-0	3-2-2-1	3-0-1-0	.....	1-1-1-3	.....	5-1-2-1	.....	.....
April 28	Evansville	.....	3-2-1-0	3-1-0-0	4-2-2-5	1-0-0-0	6-1-3-2	1-2-0-0	.....	3-1-0-0	6-0-1-2	2-2-0-1	.....	2-0-0-0	.....	4-2-1-3	.....	.....
April 29	Evansville	.....	3-1-1-1	3-1-1-1	3-2-1-0	.....	6-0-0-0	4-1-1-0	.....	5-1-2-1	6-1-3-3	4-0-1-1	.....	DEF	.....	5-2-1-0	.....	.....
May 2	Kansas	.....	3-0-0-0	5-0-1-0	4-0-1-1	3-0-1-1	3-0-0-0	4-2-2-0	.....	.....	5-0-2-0	0-1-0-0	.....	1-0-1-0	DEF	3-2-2-2	.....	.....
May 5	S. Illinois	1-0-0-0	4-0-0-1	4-1-3-3	4-2-1-0	.....	3-1-1-0	3-0-1-1	.....	5-0-2-2	4-2-1-0	3-0-0-0	.....	0-0-0-0	0-0-0-0	4-1-0-0	.....	.....
May 6	S. Illinois	.....	6-3-2-3	4-3-2-0	4-3-1-0	3-2-0-1	4-2-2-4	1-2-0-1	.....	.....	6-1-1-2	3-1-2-4	.....	1-1-0-0	.....	5-1-2-3	.....	.....
May 7	S. Illinois	.....	5-1-0-0	4-0-0-0	5-3-1-3	Def	5-1-2-0	2-0-0-0	.....	5-0-0-1	5-1-1-0	5-0-1-0	.....	3-0-1-2	.....	4-1-1-0	.....	.....
May 12	Indiana St.	.....	5-2-2-3	4-0-1-1	4-1-2-2	DEF	3-0-2-1	3-3-2-0	.....	4-1-0-0	3-3-2-1	2-2-1-0	.....	.....	.....	4-2-0-2	.....	.....
May 13	Indiana St.	.....	3-0-0-0	4-0-1-0	4-0-0-0	2-2-1-2	3-1-0-0	4-1-2-0	.....	.....	4-0-1-0	3-0-2-0	.....	.....	.....	5-0-3-1	.....	.....
May 14	Indiana St.	.....	3-0-3-0	DEF	5-0-1-0	.....	5-2-2-1	4-0-1-0	.....	4-1-2-1	5-0-1-1	3-1-0-0	.....	3-1-2-1	.....	5-0-2-1	.....	.....
May 18	Illinois St.	.....	5-0-3-1	4-0-0-0	1-1-0-2	.....	4-1-1-3	5-0-1-0	.....	5-0-0-0	4-2-2-2	3-2-1-0	.....	1-0-0-0	.....	3-2-1-0	.....	.....
May 19	Illinois St.	.....	3-0-0-0	1-1-0-0	4-0-0-0	3-1-0-0	4-0-1-0	3-0-0-0	.....	.....	4-0-1-0	4-1-2-1	.....	2-0-0-0	.....	4-1-1-3	.....	.....

HOME - bold, AB - at bats, R - runs, H - hits, RBI - runs batted-in, DEF - defensive substitution

# MISSOURI STATE BASEBALL

2017 Missouri Valley Conference Baseball Championship | Wednesday, May 24 - Saturday, May 27 | Springfield, Mo. | Hammons Field (8,000) | KBFL 1060 AM/96.9 FM | The Valley on ESPN3

## GAME-BY-GAME DEFENSIVE LINEUPS

Date	Opponent	P	C	1B	2B	3B	SS	LF	CF	RF	DH
Feb. 17	vs. Rhode Island	Still	Geha	Paulsen	Meyer	Burger	Eierman	Jefferson	Steinmetz	Graham	Brown
Feb. 18	vs. Stony Brook	Knutson	Millas	Paulsen	Meyer	Burger	Eierman	Duffy	Steinmetz	Graham	Jefferson
Feb. 19	at McNeese State	Witherspoon	Geha	Paulsen	Meyer	Burger	Eierman	Jefferson	Steinmetz	Graham	Brown
Feb. 21	at Oral Roberts	Coleman	Millas	Paulsen	Meyer	Burger	Eierman	Duffy	Steinmetz	Jefferson	Graham
Feb. 24	at Belmont	Still	Geha	Paulsen	Meyer	Burger	Eierman	Duffy	Steinmetz	Graham	Turner
Feb. 25	at Lipscomb	Knutson	Millas	Paulsen	Meyer	Burger	Eierman	Duffy	Steinmetz	Jefferson	Graham
Feb. 26	at Middle Tennessee	Coleman	Millas	Paulsen	Meyer	Burger	Eierman	Jefferson	Duffy	Graham	Whetstone
March 1	at Arkansas State	Knight	Geha	Paulsen	Meyer	Burger	Eierman	Jefferson	Steinmetz	Ruff	Millas
<b>March 3</b>	<b>Central Arkansas</b>	<b>Knutson</b>	<b>Millas</b>	<b>Paulsen</b>	<b>Meyer</b>	<b>Burger</b>	<b>Eierman</b>	<b>Jefferson</b>	<b>Steinmetz</b>	<b>Duffy</b>	<b>Skalnik</b>
<b>March 4</b>	<b>Central Arkansas</b>	<b>Coleman</b>	<b>Millas</b>	<b>Paulsen</b>	<b>Meyer</b>	<b>Burger</b>	<b>Eierman</b>	<b>Jefferson</b>	<b>Steinmetz</b>	<b>Duffy</b>	<b>Skalnik</b>
<b>March 5</b>	<b>Central Arkansas</b>	<b>Still</b>	<b>Geha</b>	<b>Paulsen</b>	<b>Meyer</b>	<b>Burger</b>	<b>Eierman</b>	<b>Jefferson</b>	<b>Steinmetz</b>	<b>Duffy</b>	<b>Millas</b>
March 7	at Oklahoma State	Witherspoon	Geha	Paulsen	Meyer	Burger	Eierman	Jefferson	Steinmetz	Duffy	Millas
March 10	at Minnesota	Knutson	Millas	Paulsen	Meyer	Burger	Eierman	Jefferson	Steinmetz	Turner	Skalnik
March 11	at Minnesota	Coleman	Millas	Paulsen	Meyer	Burger	Eierman	Jefferson	Steinmetz	Duffy	Brown
March 12	at Minnesota	Still	Geha	Paulsen	Meyer	Burger	Eierman	Jefferson	Steinmetz	Duffy	Millas
March 15	at Southeast Missouri	Knight	Millas	Paulsen	Meyer	Burger	Eierman	Skalnik	Steinmetz	Ruff	Brown
<b>March 17</b>	<b>Memphis</b>	<b>Knutson</b>	<b>Millas</b>	<b>Paulsen</b>	<b>Meyer</b>	<b>Burger</b>	<b>Eierman</b>	<b>Jefferson</b>	<b>Steinmetz</b>	<b>Duffy</b>	<b>Knutson</b>
<b>March 18</b>	<b>Memphis</b>	<b>Coleman</b>	<b>Millas</b>	<b>Paulsen</b>	<b>Meyer</b>	<b>Burger</b>	<b>Eierman</b>	<b>Jefferson</b>	<b>Steinmetz</b>	<b>Duffy</b>	<b>Skalnik</b>
<b>March 19</b>	<b>Memphis</b>	<b>Still</b>	<b>Geha</b>	<b>Paulsen</b>	<b>Meyer</b>	<b>Burger</b>	<b>Eierman</b>	<b>Jefferson</b>	<b>Steinmetz</b>	<b>Duffy</b>	<b>Whetstone</b>
<b>March 21</b>	<b>New Orleans</b>	<b>Knight</b>	<b>Millas</b>	<b>Paulsen</b>	<b>Meyer</b>	<b>Burger</b>	<b>Eierman</b>	<b>Jefferson</b>	<b>Steinmetz</b>	<b>Duffy</b>	<b>Geha</b>
March 24	at Central Michigan-1	Knutson	Millas	Paulsen	Meyer	Burger	Eierman	Jefferson	Steinmetz	Ruff	Privitera
March 24	at Central Michigan-2	Coleman	Geha	Paulsen	Meyer	Burger	Eierman	Jefferson	Steinmetz	Ruff	Skalnik
March 26	at Central Michigan	Still	Millas	Paulsen	Meyer	Burger	Eierman	Jefferson	Steinmetz	Ruff	Privitera
<b>March 28</b>	<b>Oral Roberts</b>	<b>Knight</b>	<b>Millas</b>	<b>Paulsen</b>	<b>Meyer</b>	<b>Burger</b>	<b>Eierman</b>	<b>Jefferson</b>	<b>Steinmetz</b>	<b>Ruff</b>	<b>Duffy</b>
<b>March 31</b>	<b>Bradley</b>	<b>Knutson</b>	<b>Millas</b>	<b>Paulsen</b>	<b>Meyer</b>	<b>Burger</b>	<b>Eierman</b>	<b>Jefferson</b>	<b>Steinmetz</b>	<b>Duffy</b>	<b>Graham</b>
<b>April 1</b>	<b>Bradley</b>	<b>Coleman</b>	<b>Geha</b>	<b>Paulsen</b>	<b>Meyer</b>	<b>Burger</b>	<b>Eierman</b>	<b>Jefferson</b>	<b>Steinmetz</b>	<b>Ruff</b>	<b>Graham</b>
<b>April 2</b>	<b>Bradley</b>	<b>Still</b>	<b>Geha</b>	<b>Paulsen</b>	<b>Meyer</b>	<b>Burger</b>	<b>Eierman</b>	<b>Jefferson</b>	<b>Steinmetz</b>	<b>Ruff</b>	<b>Skalnik</b>
<b>April 4</b>	<b>Kansas</b>	<b>Witherspoon</b>	<b>Millas</b>	<b>Paulsen</b>	<b>Meyer</b>	<b>Burger</b>	<b>Eierman</b>	<b>Graham</b>	<b>Steinmetz</b>	<b>Jefferson</b>	<b>Brown</b>
<b>April 7</b>	<b>Dallas Baptist</b>	<b>Knutson</b>	<b>Millas</b>	<b>Paulsen</b>	<b>Meyer</b>	<b>Burger</b>	<b>Eierman</b>	<b>Graham</b>	<b>Steinmetz</b>	<b>Jefferson</b>	<b>Brown</b>
<b>April 8</b>	<b>Dallas Baptist</b>	<b>Coleman</b>	<b>Geha</b>	<b>Paulsen</b>	<b>Meyer</b>	<b>Burger</b>	<b>Eierman</b>	<b>Graham</b>	<b>Steinmetz</b>	<b>Jefferson</b>	<b>Brown</b>
<b>April 9</b>	<b>Dallas Baptist</b>	<b>Still</b>	<b>Millas</b>	<b>Paulsen</b>	<b>Meyer</b>	<b>Burger</b>	<b>Eierman</b>	<b>Graham</b>	<b>Steinmetz</b>	<b>Jefferson</b>	<b>Brown</b>
<b>April 11</b>	<b>Arkansas</b>	<b>Witherspoon</b>	<b>Millas</b>	<b>Paulsen</b>	<b>Meyer</b>	<b>Burger</b>	<b>Eierman</b>	<b>Graham</b>	<b>Steinmetz</b>	<b>Jefferson</b>	<b>Brown</b>
April 13	at New Mexico	Knutson	Millas	Paulsen	Meyer	Burger	Eierman	Jefferson	Steinmetz	Duffy	Graham
April 14	at New Mexico	Coleman	Geha	Paulsen	Meyer	Burger	Eierman	Jefferson	Steinmetz	Duffy	Graham
April 15	at New Mexico	Still	Millas	Paulsen	Meyer	Burger	Eierman	Jefferson	Steinmetz	Duffy	Graham
April 17	at Saint Louis	Gonnerman	Geha	Paulsen	Meyer	Burger	Eierman	Jefferson	Steinmetz	Duffy	Graham
April 18	at Missouri	Knight	Millas	Paulsen	Meyer	Burger	Eierman	Jefferson	Steinmetz	Duffy	Graham
<b>April 22</b>	<b>Wichita State</b>	<b>Knutson</b>	<b>Millas</b>	<b>Brown</b>	<b>Meyer</b>	<b>Burger</b>	<b>Eierman</b>	<b>Jefferson</b>	<b>Steinmetz</b>	<b>Duffy</b>	<b>Graham</b>
<b>April 23</b>	<b>Wichita State-1</b>	<b>Coleman</b>	<b>Geha</b>	<b>Brown</b>	<b>Meyer</b>	<b>Burger</b>	<b>Eierman</b>	<b>Jefferson</b>	<b>Steinmetz</b>	<b>Duffy</b>	<b>Graham</b>
<b>April 23</b>	<b>Wichita State-2</b>	<b>Still</b>	<b>Millas</b>	<b>Brown</b>	<b>Meyer</b>	<b>Burger</b>	<b>Eierman</b>	<b>Jefferson</b>	<b>Steinmetz</b>	<b>Duffy</b>	<b>Graham</b>
<b>April 25</b>	<b>Missouri</b>	<b>Knight</b>	<b>Millas</b>	<b>Paulsen</b>	<b>Meyer</b>	<b>Burger</b>	<b>Eierman</b>	<b>Jefferson</b>	<b>Steinmetz</b>	<b>Duffy</b>	<b>Graham</b>
April 28	at Evansville	Knutson	Geha	Paulsen	Privitera	Burger	Eierman	Jefferson	Steinmetz	Duffy	Graham
April 29	at Evansville	Still	Millas	Paulsen	Privitera	Burger	Eierman	Jefferson	Steinmetz	Duffy	Graham
May 2	at Kansas	Knight	Geha	Paulsen	Privitera	Burger	Eierman	Jefferson	Steinmetz	Duffy	Graham
May 5	at Southern Illinois	Knutson	Millas	Paulsen	Privitera	Burger	Eierman	Jefferson	Steinmetz	Duffy	Graham
May 6	at Southern Illinois	Coleman	Geha	Paulsen	Privitera	Burger	Eierman	Jefferson	Steinmetz	Duffy	Graham
May 7	at Southern Illinois	Still	Millas	Paulsen	Privitera	Burger	Eierman	Ruff	Steinmetz	Duffy	Graham
<b>May 12</b>	<b>Indiana State</b>	<b>Knutson</b>	<b>Millas</b>	<b>Paulsen</b>	<b>Privitera</b>	<b>Burger</b>	<b>Eierman</b>	<b>Jefferson</b>	<b>Steinmetz</b>	<b>Duffy</b>	<b>Graham</b>
<b>May 13</b>	<b>Indiana State</b>	<b>Coleman</b>	<b>Geha</b>	<b>Paulsen</b>	<b>Privitera</b>	<b>Burger</b>	<b>Eierman</b>	<b>Jefferson</b>	<b>Steinmetz</b>	<b>Duffy</b>	<b>Graham</b>
<b>May 14</b>	<b>Indiana State</b>	<b>Still</b>	<b>Millas</b>	<b>Paulsen</b>	<b>Privitera</b>	<b>Burger</b>	<b>Eierman</b>	<b>Jefferson</b>	<b>Steinmetz</b>	<b>Ruff</b>	<b>Graham</b>
May 18	at Illinois State										
May 19	at Illinois State										
May 20	at Illinois State										

Bold indicates home game

# MISSOURI STATE BASEBALL

2017 Missouri Valley Conference Baseball Championship | Wednesday, May 24 - Saturday, May 27 | Springfield, Mo. | Hammons Field (8,000) | KBFL 1060 AM/96.9 FM | The Valley on ESPN3

## GAME-BY-GAME LINEUPS

Date	Opponent	1st	2nd	3rd	4th	5th	6th	7th	8th	9th
Feb. 17	vs. Rhode Island	Steinmetz	Jefferson	Burger	Eierman	Meyer	Paulsen	Brown	Graham	Geha
Feb. 18	vs. Stony Brook	Steinmetz	Jefferson	Burger	Meyer	Eierman	Paulsen	Graham	Millas	Duffy
Feb. 19	at McNeese State	Steinmetz	Jefferson	Burger	Eierman	Paulsen	Meyer	Brown	Graham	Geha
Feb. 21	at Oral Roberts	Steinmetz	Jefferson	Burger	Eierman	Paulsen	Graham	Meyer	Millas	Duffy
Feb. 24	at Belmont	Steinmetz	Graham	Burger	Eierman	Paulsen	Meyer	Duffy	Turner	Geha
Feb. 25	at Lipscomb	Steinmetz	Jefferson	Burger	Paulsen	Eierman	Meyer	Graham	Millas	Duffy
Feb. 26	at Middle Tennessee	Duffy	Jefferson	Burger	Eierman	Paulsen	Meyer	Millas	Whetstone	Graham
March 1	at Arkansas State	Steinmetz	Jefferson	Burger	Eierman	Paulsen	Millas	Meyer	Ruff	Geha
<b>March 3</b>	<b>Central Arkansas</b>	<b>Steinmetz</b>	<b>Jefferson</b>	<b>Burger</b>	<b>Paulsen</b>	<b>Eierman</b>	<b>Meyer</b>	<b>Millas</b>	<b>Skalnik</b>	<b>Duffy</b>
<b>March 4</b>	<b>Central Arkansas</b>	<b>Steinmetz</b>	<b>Jefferson</b>	<b>Burger</b>	<b>Paulsen</b>	<b>Eierman</b>	<b>Meyer</b>	<b>Skalnik</b>	<b>Millas</b>	<b>Duffy</b>
<b>March 5</b>	<b>Central Arkansas</b>	<b>Steinmetz</b>	<b>Jefferson</b>	<b>Burger</b>	<b>Paulsen</b>	<b>Eierman</b>	<b>Meyer</b>	<b>Skalnik</b>	<b>Duffy</b>	<b>Geha</b>
March 7	at Oklahoma State	Steinmetz	Jefferson	Burger	Paulsen	Eierman	Meyer	Millas	Geha	Duffy
March 10	at Minnesota	Steinmetz	Jefferson	Burger	Eierman	Paulsen	Skalnik	Meyer	Turner	Millas
March 11	at Minnesota	Steinmetz	Eierman	Burger	Paulsen	Meyer	Jefferson	Millas	Brown	Duffy
March 12	at Minnesota	Steinmetz	Jefferson	Burger	Paulsen	Eierman	Meyer	Millas	Geha	Duffy
March 15	at Southeast Missouri	Steinmetz	Meyer	Burger	Eierman	Paulsen	Skalnik	Brown	Ruff	Millas
<b>March 17</b>	<b>Memphis</b>	<b>Steinmetz</b>	<b>Jefferson</b>	<b>Burger</b>	<b>Paulsen</b>	<b>Eierman</b>	<b>Meyer</b>	<b>Millas</b>	<b>Knutson</b>	<b>Duffy</b>
<b>March 18</b>	<b>Memphis</b>	<b>Steinmetz</b>	<b>Jefferson</b>	<b>Burger</b>	<b>Eierman</b>	<b>Paulsen</b>	<b>Skalnik</b>	<b>Meyer</b>	<b>Millas</b>	<b>Duffy</b>
<b>March 19</b>	<b>Memphis</b>	<b>Steinmetz</b>	<b>Jefferson</b>	<b>Burger</b>	<b>Paulsen</b>	<b>Eierman</b>	<b>Meyer</b>	<b>Whetstone</b>	<b>Duffy</b>	<b>Geha</b>
<b>March 21</b>	<b>New Orleans</b>	<b>Steinmetz</b>	<b>Jefferson</b>	<b>Burger</b>	<b>Paulsen</b>	<b>Eierman</b>	<b>Meyer</b>	<b>Millas</b>	<b>Geha</b>	<b>Duffy</b>
March 24	at Central Michigan-1	Steinmetz	Jefferson	Burger	Paulsen	Eierman	Meyer	Millas	Privitera	Ruff
March 24	at Central Michigan-2	Steinmetz	Jefferson	Burger	Eierman	Paulsen	Meyer	Skalnik	Ruff	Geha
March 26	at Central Michigan	Steinmetz	Jefferson	Burger	Paulsen	Eierman	Meyer	Millas	Privitera	Ruff
<b>March 28</b>	<b>Oral Roberts</b>	<b>Steinmetz</b>	<b>Jefferson</b>	<b>Burger</b>	<b>Paulsen</b>	<b>Eierman</b>	<b>Meyer</b>	<b>Millas</b>	<b>Ruff</b>	<b>Duffy</b>
<b>March 31</b>	<b>Bradley</b>	<b>Steinmetz</b>	<b>Paulsen</b>	<b>Burger</b>	<b>Meyer</b>	<b>Eierman</b>	<b>Jefferson</b>	<b>Graham</b>	<b>Millas</b>	<b>Duffy</b>
April 1	Bradley	Steinmetz	Paulsen	Burger	Eierman	Meyer	Graham	Jefferson	Geha	Ruff
April 2	Bradley	Steinmetz	Paulsen	Burger	Eierman	Skalnik	Meyer	Geha	Ruff	Jefferson
April 4	Kansas	Steinmetz	Paulsen	Burger	Eierman	Graham	Meyer	Jefferson	Millas	Brown
April 7	Dallas Baptist	Steinmetz	Paulsen	Burger	Eierman	Meyer	Graham	Jefferson	Millas	Brown
April 8	Dallas Baptist	Steinmetz	Paulsen	Burger	Eierman	Brown	Meyer	Graham	Jefferson	Geha
April 9	Dallas Baptist	Steinmetz	Paulsen	Burger	Eierman	Meyer	Graham	Millas	Jefferson	Brown
April 11	Arkansas	Steinmetz	Paulsen	Burger	Eierman	Meyer	Graham	Jefferson	Millas	Brown
April 13	at New Mexico	Steinmetz	Paulsen	Burger	Eierman	Meyer	Graham	Jefferson	Millas	Duffy
April 14	at New Mexico	Steinmetz	Paulsen	Burger	Eierman	Meyer	Graham	Duffy	Jefferson	Geha
April 15	at New Mexico	Steinmetz	Paulsen	Burger	Eierman	Meyer	Graham	Duffy	Millas	Jefferson
April 17	at Saint Louis	Steinmetz	Paulsen	Burger	Eierman	Duffy	Meyer	Graham	Jefferson	Geha
April 18	at Missouri	Steinmetz	Paulsen	Burger	Eierman	Meyer	Graham	Duffy	Jefferson	Millas
April 22	Wichita State	Steinmetz	Duffy	Burger	Eierman	Meyer	Graham	Brown	Jefferson	Millas
April 23	Wichita State-1	Steinmetz	Burger	Eierman	Meyer	Graham	Brown	Jefferson	Duffy	Geha
April 23	Wichita State-2	Steinmetz	Burger	Eierman	Graham	Meyer	Brown	Millas	Duffy	Jefferson
April 25	Missouri	Steinmetz	Burger	Eierman	Graham	Meyer	Paulsen	Millas	Jefferson	Duffy
April 28	at Evansville	Steinmetz	Paulsen	Burger	Eierman	Graham	Duffy	Jefferson	Geha	Privitera
April 29	at Evansville	Steinmetz	Paulsen	Burger	Eierman	Graham	Jefferson	Millas	Duffy	Privitera
May 2	at Kansas	Steinmetz	Paulsen	Burger	Eierman	Graham	Duffy	Jefferson	Privitera	Geha
May 5	at Southern Illinois	Steinmetz	Paulsen	Burger	Eierman	Graham	Duffy	Jefferson	Millas	Privitera
May 6	at Southern Illinois	Steinmetz	Paulsen	Burger	Eierman	Graham	Duffy	Jefferson	Geha	Privitera
May 7	at Southern Illinois	Steinmetz	Paulsen	Burger	Eierman	Graham	Duffy	Millas	Ruff	Privitera
<b>May 12</b>	<b>Indiana State</b>	<b>Steinmetz</b>	<b>Paulsen</b>	<b>Burger</b>	<b>Eierman</b>	<b>Graham</b>	<b>Duffy</b>	<b>Millas</b>	<b>Jefferson</b>	<b>Privitera</b>
<b>May 13</b>	<b>Indiana State</b>	<b>Steinmetz</b>	<b>Paulsen</b>	<b>Burger</b>	<b>Eierman</b>	<b>Graham</b>	<b>Duffy</b>	<b>Jefferson</b>	<b>Geha</b>	<b>Privitera</b>
<b>May 14</b>	<b>Indiana State</b>	<b>Steinmetz</b>	<b>Paulsen</b>	<b>Burger</b>	<b>Eierman</b>	<b>Graham</b>	<b>Jefferson</b>	<b>Ruff</b>	<b>Millas</b>	<b>Privitera</b>
May 18	at Illinois State									
May 19	at Illinois State									
May 20	at Illinois State									

Bold indicates home game

# MISSOURI STATE BASEBALL

2017 Missouri Valley Conference Baseball Championship | Wednesday, May 24 - Saturday, May 27 | Springfield, Mo. | Hammons Field (8,000) | KBFL 1060 AM/96.9 FM | The Valley on ESPN3

## MISSOURI STATE RECORDS SUMMARY

### Individual Batting

#### Games Played

Season: 66, Dant'e Brinkley, Adam Pummill, Brooks Colvin, Shaun Marcum, Rick Wilson, 2003  
Career: 236, Matt Gardner, 1999-02

#### At-Bats

Game: 8, Earnie Johnson, Pat Kelly and Mark Neff, 5/1/88 vs. ORU;  
Ryan Gotcher and Chris Taylor, 4/6/04 vs. Arkansas; Adam Pummill, 2/25/06 vs. UNC Greensboro  
Season: 278, Dant'e Brinkley, 2003  
Career: 972, Matt Gardner, 1999-02

#### Runs

Game: 6, Bobby McCulloch, 5/6/75 vs. SIU Edwardsville; Larry Doss, 5/9/87 vs. Eastern Illinois and Lance Burkhart, 3/6/97 vs. Missouri Baptist  
Season: 90, Matt Cepicky, 1999  
Career: 243, Matt Gardner, 1999-02

#### Hits

Game: 7, Greg Resz, 3/5/91 vs. Lincoln  
Season: 96, Steve Hacker and Dave Slemmer, 1995; Dant'e Brinkley, 2003  
Career: 316, Matt Gardner, 1999-02

#### Singles

Game: 5, Jim Schaefer, 5/27/78 vs. Eastern Illinois; Keith Champion, 5/11/81 vs. Central Missouri; Greg Resz, 3/5/91 vs. Lincoln; Todd DeBryn, 5/3/92 vs. UNI; Alex Manary, 3/22/94 vs. Minnesota  
Season: 76, Bill Mueller, 1991  
Career: 241, Kevin Medrano, 2009-12

#### Doubles

Game: 3, on 22 occasions, last time by Justin Paulsen, 4/29/17 at Evansville  
Season: 26, Steve Meyer, 1986  
Career: 67, Brayden Drake, 2006-09

#### Triples

Game: 3, Ken Brown, 4/8/66 vs. Missouri S&T  
Season: 12, Dant'e Brinkley, 2001  
Career: 20, Mark Garrett, 1979-82

#### Home Runs

Game: 4, John Knott, 5/2/92 vs. UNI  
Season: 37, Steve Hacker, 1995  
Career: 63, Jason Hart, 1996-98

#### Runs Batted-In

Game: 11, John Knott, 5/2/92 vs. UNI  
Season: 100, Matt Cepicky, 1999  
Career: 203, Jason Hart, 1996-98

#### Batting Average

Season: .442, J. D. Warner, 1983  
Career: .426, J. D. Warner, 1982-83  
Career (4 years): .376, Bill Mueller, 1990-93

**Consecutive Games Hitting Safely**  
30, Brayden Drake, 4/27/08-3/25/09

#### Total Bases

Game: 17, John Knott, 5/2/92 vs. UNI  
Season: 225, Steve Hacker, 1995  
Career: 506, Jason Hart, 1996-98

#### Extra-Base Hits

Game: 5, Larry Doss, 5/9/87 vs. Eastern Illinois  
Season: 55, Steve Hacker, 1995  
Career: 116, Jason Hart, 1996-98

#### Slugging Average

Season: .957, Steve Hacker, 1995  
Career: .725, Jason Hart, 1996-98

#### Hit By Pitch

Game: 3, Jud Kindle, 2/20/04 vs. Little Rock  
Ryan Mantle, 2/22/08 vs. Dallas Baptist;  
Brayden Drake, 5/11/08 vs. Middle Tennessee  
Season: 23, Jeremy Isenhower, 2002  
Career: 41, Ben Carlson, 2007-09

#### Walks

Game: 5, Cory Krueger, 3/15/91 vs. Austin Peay; Steve Hacker, 4/23/95 vs. UNI; and Lance Burkhart, 2/14/97 vs. Nevada  
Season: 55, Dylan Becker, 2015  
Career: 154, Bill Mueller, 1990-93

#### Strikeouts

Game: 5, Greg Mathis, 5/1/01 vs. Missouri; Tyler Ryun, 2/26/10 at UTA  
Season: 74, Ryan Howard, 2001  
Career: 207, Nick Kays, 1997-00

#### On-Base Percentage

Season: .563, Dan Iseminger, 1983  
Career: .493, Rick Clarkston, 1983-84

#### Sacrifice Hits

Game: 3, Joey Hawkins, 5/22/14 vs. Bradley; Ken Watkins, 5/23/69 vs. Minnesota State  
Season: 29, Joey Hawkins, 2015  
Career: 62, Joey Hawkins, 2012-15

#### Sacrifice Flies

Game: 2, held by many players  
Season: 9, Brooks Colvin, 2003  
Career: 17, Brooks Colvin, 2001-04

#### Stolen Bases

Game: 4, Larry Doss, 3/6/86 vs. Evangel; Greg Brewer, 4/15/86 vs. Evangel  
Season: 30, Greg Brewer, 1986  
Career: 69, Dant'e Brinkley, 2000-03

#### Game-Winning RBI

Season: 13, Steve Meyer, 1986; Steve Hacker, 1995  
Career: 23, Steve Hacker, 1993-95

### Individual Fielding

#### Putouts

Game: 19, Tom Hodge, 3/23/67 vs. Oklahoma Christian; Tim Rafferty, 2/25/06 vs. UNC Greensboro; Conor Smith, 3/29/14 vs. Southern Illinois  
Season: 545, Justin Paulsen, 2015  
Career: 1,515, Jason Hart, 1996-98

#### Assists

Game: 10, Curt Courtwright, 5/10/09 at Creighton  
Season: 192, Joey Hawkins, 2015  
Career: 656, Chris Curry, 1995-98

#### Errors

Game: 4, set on 5 occasions, last time by Jon Hale, 3/3/96 vs. ORU  
Season: 30, Brooks Colvin, 2001  
Career: 73, Brooks Colvin, 2001-04

#### Total Chances

Game: 21, Brian Mahaffey, 5/1/88 vs. ORU  
Season: 601, Jason Hart, 1997  
Career: 1,645, Jason Hart, 1996-98

#### Double Plays

Game: 5, Ryan Howard, 3/30/99 vs. SE Missouri  
Season: 60, Ryan Howard, 1999  
Career: 151, Ryan Howard, 1999-01

#### Fielding Average

Season: 1.000, Bill Helfrecht, 1968; Jim Anderson, 1970; Corby Fister and Cory Krueger, 1989; Chad Lakin and Cory Krueger, 1990; Shawn Padgett, 1991; Chad Lakin, 1992; Micah Holst, 1999; Dant'e Brinkley, 2002; Nolan Keane, 2008; Aaron Conway, 2010  
Career: .992, Steve Seal, 1969-70

### Individual Pitching

#### Games

Season: 36, Sam Perez, 2016  
Career: 87, Scott Geitz, 1995-98

#### Games Started

Season: 17, Matt Hall, 2015;  
Cody Schumacher, 2012  
Career: 49, Brad Ziegler, 2000-03

#### Complete Games

Season: 10, Brian Wisser, 1986  
Career: 18, Brad Ziegler, 2000-03

#### Innings Pitched

Game: 11.0, John Rheinecker, 3/3/01 vs. Arkansas State  
Season: 125.0, Matt Hall, 2015  
Career: 365.0, Brad Ziegler, 2000-03

#### Consecutive Scoreless Innings Pitched

Season: 38.1, Nick Petree, 4/6/12 to 5/17/12  
Career: 38.1, Nick Petree, 4/6/12 to 5/17/12

#### Hits Allowed

Game: 16, Tom Fulkerson, 3/19/85 vs. UTA  
Season: 115, Brad Ziegler, 2003  
Career: 371, Brad Ziegler, 2000-03

#### Fewest Hits Allowed

Game: 0, Steve Dunn, 4/12/79 vs. Evangel (5 inn.); Scott Buchheit-Darrell Maus-Matt Brewer-Terry Menown, 3/14/89 vs. Lincoln; Mike Whitley, 5/2/94 vs. SE Missouri (7 inn.)

#### Runs Allowed

Game: 13, Rand Chappell, 3/20/84 vs. Southern; Scott Prince, 3/11/85 vs. Indiana State  
Season: 71, Jim Gibbs, 1987; Jarrod Mays, 1996  
Career: 207, John Hardin, 1996-00

#### Earned Runs Allowed

Game: 12, Mike Hill, 4/18/75 vs. Central Missouri; Scott Prince, 3/11/85 vs. Indiana State  
Season: 63, Scott Geitz, 1998  
Career: 169, John Hardin, 1996-00

#### Walks Allowed

Game: 10, Stean Thornton, 5/2/76 vs. UMSL  
Season: 75, Dirk Lindauer, 1991  
Career: 206, Mike Whitley, 1992-95

#### Strikeouts

Game: 17, Charles Burt, 5/16/69 vs. Northwest Missouri State; Gary Wilson, 3/23/67 vs. Oklahoma Christian  
Season: 171, Matt Hall, 2015  
Career: 330, Brad Ziegler, 2000-03

#### Earned Run Average

Season: 0.59, Dick Jones, 1971  
Career: 1.55, Dick Jones, 1969-72

#### Wins

Season: 12, Matt Hall, 2015;  
Brad Ziegler, 2003  
Career: 32, Brad Ziegler, 2000-03

#### Losses

Season: 9, Brett Sinkbeil, 2005; Pat Doyle, 2010; Mike Kickham, 2010  
Career: 16, Gary Wilson, 1964-67; Dustin Tignor, 1996-00; Pat Doyle, 2007-10

#### Winning Percentage

Season (6 or more wins): 1.000, Bryan Young, 2015; Ken Watkins, 1969; Jody Payne, 1978; Kirby Cannon, 1980; Dan Harwell, 1983; Tim Clubb, 2008; Sam Perez, 2016  
Career: .909, Sam Perez, 2013-16; Greg Reed, 1987-88

#### Shutouts

Season: 3, Ken Watkins, 1969; Steve Dunn, 1979; Greg Reed, 1988; Craig Sands, 1990; Paul Marsala, 2004  
Career: 4, Ken Watkins, 1967-70

#### Saves

Season: 16, Bryan Young, 2015  
Career: 34, Bryan Young, 2014-pr.

### Team Batting

#### Games Played

Season: 66, 2003

#### At-Bats

Game: 64, 5/1/88 vs. ORU  
Season: 2,260, 2002

#### Runs

Game: 37, 3/7/88 vs. Benedictine  
Season: 607, 1999

#### Hits

Game: 34, 3/7/88 vs. Benedictine;  
3/21/89 vs. UMBC  
Season: 720, 2002

#### Doubles

Game: 10, 3/11/95 vs. Truman  
Season: 149, 2002

#### Triples

Game: 6, 4/8/66 vs. Missouri S&T  
Season: 36, 2001

#### Home Runs

Game: 12, 4/20/99 vs. Pittsburg State  
Season: 144, 1999

#### Runs Batted-In

Game: 36, 3/7/88 vs. Benedictine  
Season: 561, 1999

#### Batting Average

Season: .373, 1981

#### Total Bases

Game: 72, 4/20/99 vs. Pittsburg State  
Season: 1,275, 1999

#### Extra-Base Hits

Game: 19, 4/20/99 vs. Pittsburg State  
Season: 270, 1999

#### Slugging Average

Season: .626, 1999

#### Game-Winning RBI

Season: 45, 1986

#### Hit By Pitch

Game: 9, 2/22/08 vs. Dallas Baptist;  
5/11/08 vs. Middle Tennessee  
Season: 80, 2004

#### Walks

Game: 18, 4/5/16 vs. Saint Louis  
Season: 317, 2015

#### Strikeouts

Game: 26, 2/26/10 at UTA  
Season: 486, 2010

#### Sacrifice Hits

Game: 6, 4/25/81 vs. UMSL  
Season: 54, 2015

#### Sacrifice Flies

Game: 5, 5/19/02 vs. Indiana State;  
4/3/07 vs. SEMO  
Season: 44, 2002

#### Stolen Bases

Game: 10, 3/18/85 vs. North Texas;  
4/15/86 vs. Evangel  
Season: 118, 1986

### Team Fielding

#### Putouts

Game: 48, 5/1/88 vs. ORU; 4/6/04 vs. Arkansas  
Season: 1,703, 2003

#### Assists

Game: 25, 5/1/88 vs. ORU  
Season: 686, 1997

#### Errors

Game: 11, 3/14/64 vs. Arkansas State  
Season: 134, 1984

#### Total Chances

Game: 74, 5/1/88 vs. ORU  
Season: 2,456, 2002

#### Double Plays

Game: 5, 3/15/85 vs. Missouri Western  
Season: 66, 1986

#### Fielding Average

Season: .976, 2015

### Team Pitching

#### Complete Games

Season: 34, 1986

#### Innings Pitched

Game: 16, 5/1/88 vs. ORU; 4/6/04 vs. Arkansas  
Season: 567.2, 2003

#### Walks

Game: 17, 5/25/97 vs. Rice  
Season: 317, 1992

#### Strikeouts

Game: 19, 3/23/67 vs. Oklahoma Christian  
Season: 553, 2015

#### Shutouts

Season: 11, 2012

#### Saves

Season: 18, 2015 and 2011

#### Earned Run Average

Season: 2.57, 2012

# MISSOURI STATE BASEBALL

2017 Missouri Valley Conference Baseball Championship | Wednesday, May 24 - Saturday, May 27 | Springfield, Mo. | Hammons Field (8,000) | KBFL 1060 AM/96.9 FM | The Valley on ESPN3

## MISSOURI STATE SINGLE-SEASON RECORDS

### Hitting

Games	At Bats	Runs
Dant'e Brinkley (03)	66	278
Adam Pummill (03)	66	267
Brooks Colvin (03)	66	256
Shaun Marcum (03)	66	251
Rick Wilson (03)	66	251
Greg Mathis (03)	65	250
Greg Mathis (02)	64	249
Matt Gardner (02)	64	248
Tony Piazza (02)	64	248
Tony Piazza (03)	64	248

Hits	Singles	Doubles
Dant'e Brinkley (03)	96	76
Dave Stlemmer (95)	96	71
Steve Hacker (95)	96	67
Micah Holst (99)	94	63
Ben Woodbury (08)	92	62
Matt Cepicky (99)	92	62
Jason Hart (98)	92	62
Jason Hart (97)	91	61
Brandon Jackson (98)	89	60
Kevin Medrano (10)	86	59
Mueller (91)-Brinkley (02)	86	

Triples	Home Runs	Runs Batted In
Dant'e Brinkley (01)	12	37
Aaron Conway (09)	8	30
Evan Pratte (90)	8	28
Mark Garrett (81)	8	25
Bobby Narron (80)	8	24
Hunter Steinmetz (16)	7	23
Greg Mathis (01)	7	21
Brad Kennedy (96)	7	21
Greg Brewer (86)	7	20
J.D. Warner (83)	7	20

Game-Winning RBI	Batting Average	On Base Percentage
Steve Meyer (86)	13	442
Steve Hacker (95)	13	430
Chris Playter (09)	11	430
Matt Brewer (89, 91)	10	432
Bax (84)-Bailey (82)	10	427
Jake Burger (17)	9	416
Brian Mahaffey (87)	9	416
Matheny (15)-Seifert (12)	8	416
Cepicky (99)-Pratte (91)	8	414
Bartlett (90)-Schneider (81)	8	414

Extra-Base Hits	Total Bases	Slugging Average
Steve Hacker (95)	55	225
Steve Meyer (86)	48	193
Jason Hart (98)	43	191
Spencer Johnson (16)	41	173
Matt Cepicky (99)	40	168
Lance Burkhardt (96)	38	165
Matt Cepicky (98)	37	159
Jason Hart (97)	37	159
Dave Stlemmer (95)	37	157
Burger (16)-Hart (96)	36	154

Walks	Strikeouts	Hit By Pitch
Dylan Becker (15)	55	74
Bill Mueller (91)	52	69
Spencer Johnson (15, 16)	46	68
Spiker Helms (12)	44	67
Brad Kennedy (95)	44	66
Justin Paulsen (15)	43	58
Spiker Helms (11)	42	57
Nolan Keane (08)	42	56
Corby Fister (90)	42	55
Keith Guttin (76)	42	54

Stolen Bases	Sacrifice Hits	Sacrifice Flies
Greg Brewer (86)	30	29
Mike Ruble (88)	29	19
Dant'e Brinkley (02)	25	14
John Wahlig (87)	25	13
Aaron Conway (10)	24	12
Dant'e Brinkley (03)	24	11
Bill Mueller (92)	23	10
Larry Doss (86)	22	10
Matt Lawson (06)	20	9
Bill Goedde (86)	20	9
Three players tied with	19	9

### Pitching

Games	Games Started
Sam Perez (16)	36
Zach Merciez (15)	31
Jake Fromson (17)	30
Bryan Young (15)	30
Sam Perez (15)	27
Tyler Burgess (12)	26
Scott Geitz (95)	26
Gordon (13)-D. Kickham (11)	25
Doyle (07)-Geitz (96)	25

Complete Games	Innings Pitched
Brian Wisser (86)	10
Stacey Burkley (86)	8
Kirby Cannon (79)	8
Derek Jones (71)	8
Mark Lopinot (70)	8
Ken Watkins (69)	8
Jim Gibbs (86, 87)	7
Tom Fulkerson (84)	7
Rick Brandell (82)	7
Newell (66)-Watkins (70)	7

Hits Allowed	Runs Allowed
Brad Ziegler (03)	115
Jarrod Mays (96)	113
Pat Doyle (10)	112
Derek Drage (04)	107
Paul Crain (91)	107
Brian Wisser (86)	104
Mike Kickham (10)	101
Chad Mulholland (03)	101
Blake Barber (11)	100
Jim Gibbs (87)	100

Earned Runs Allowed	Earned Run Average
Scott Geitz (98)	63
Jarrod Mays (96)	60
Mike Whitley (93)	58
Mike Kickham (10)	56
Bryan Buschhorn (97)	54
Jim Gibbs (87)	51
Tim Clubb (09)	50
Brad Ziegler (03)	50
Paul Crain (91)	48
Three players tied with	47

Walks	Strikeouts
Dirk Lindauer (91)	75
Mike Whitley (93)	68
Bart Evans (92)	58
John Hardin (00)	54
John Hardin (99)	52
Bryan Buschhorn (97)	52
Mike Whitley (92)	52
Mike Godfrey (86)	51
Dylan Coleman (16)	49
Mike Whitley (94)	49

Victories	Losses
Matt Hall (15)	12
Brad Ziegler (03)	12
Buddy Baumann (09)	11
Tim Clubb (08)	11
Wisser (86)-Mays (95)	10
Petree (12)-Mulholland (03)	10
Petree (11)-Perez (15)	9
Garola (97)-Ziegler (01)	9
Gibbs (87)-Lindauer (91)	9
Watkins (69)-Anderson (80)	9

Winning Percentage	Shutouts
Sam Perez (16)	1.000
Bryan Young (15)	1.000
Tim Clubb (08)	1.000
Dann Whiteside (90)	1.000
Channy Harwell (83)	1.000
Kirby Cannon (80)	1.000
Jody Payne (78)	1.000
Ken Watkins (69)	1.000
Buddy Baumann (09)	.917
Jarrod Mays (95)	.909
Perez (15)-Anderson (80)	.900

### Fielding

Putouts	
Justin Paulsen (15)	545
Jason Hart (97)	543
Jason Hart (96)	531
Justin Paulsen (16)	507
Ryan Howard (00)	504
Tim Rafferty (06)	503
Tony Piazza (03)	500
Luke Voit (12)	499
Steve Hacker (95)	497
Jim Calhoun (90)	491

Assists	
Joey Hawkins (15)	192
Joey Hawkins (14)	185
Evan Pratte (91)	184
Pat Kelly (88)	179
Dan Firlit (00)	178
Brad Kennedy (96)	175
Chris Curry (97)	170
Travis McComack (13)	168
Dan Firlit (99)	166
Three players tied with	165

Errors	
Brooks Colvin (01)	30
Dan Firlit (99)	27
Mike Collier (00)	24
Dan Firlit (00)	24
Lance Burkhardt (96)	24
Matt Gardner (01)	23
Brad Kennedy (96)	23
Rick Clarkston (84)	22
Five players tied with	21

Total Chances	
Jason Hart (97)	601
Jason Hart (96)	578
Justin Paulsen (15)	574
Luke Voit (12)	561
Ben Margalski (01)	557
Tony Piazza (02)	553
Ryan Howard (00)	553
Justin Paulsen (16)	550
Tony Piazza (03)	547
Rafferty (06)-Hacker (95)	539

Double Plays	
Ryan Howard (99)	60
Steve Meyer (86)	58
Jason Hart (97)	53
Jim Calhoun (90)	52
Dan Firlit (99)	51
Ryan Howard (00)	48
Jason Hart (98)	48
Steve Hacker (95)	48
Matt Lawson (07)	47
Two players tied with	46

Fielding Average	
Aaron Conway (10)	1.000
Kyle Paul (07)	1.000
Dant'e Brinkley (02)	1.000
Micah Holst (99)	1.000
Chad Lakin (92)	1.000
Shawn Padgett (91)	1.000
Corby Fister (89)	1.000
Corby Fister (90)	1.000
Jim Anderson (70)	1.000
Bill Helfrecht (68)	1.000

Saves	
Bryan Young (15)	16
Dan Kickham (11)	13
Shaun Marcum (03)	13
Bryan Young (16)	11
Tyler Burgess (12)	11
Chris Krawczyk (06)	9
Matt Frevert (08)	8
Bryan Young (17)	7
Grant Gordon (10)	7
Tony Floyd (88)	7

Statistical Minimums: Batting Average, Slugging Average and On Base Percentage based on minimum of one time at bat for each game played by team; Fielding Average based on minimum of 50 total chances; Earned Run Average based on minimum of one inning pitched per game played by team; Winning Percentage based on a minimum of 6 decisions.

# MISSOURI STATE BASEBALL

2017 Missouri Valley Conference Baseball Championship | Wednesday, May 24 - Saturday, May 27 | Springfield, Mo. | Hammons Field (8,000) | KBFL 1060 AM/96.9 FM | The Valley on ESPN3

## MISSOURI STATE CAREER RECORDS

### Hitting

Games	At Bats	Runs	Games	At Bats	Runs
Matt Gardner (99-02)	236	Matt Gardner (99-02)	972	Matt Gardner (99-02)	243
Greg Mathis (00-03)	232	Kevin Medrano (09-12)	895	Bill Mueller (90-93)	234
Chris Curry (95-98)	227	Greg Mathis (00-03)	873	Micah Holst (96-99)	217
Brooks Colvin (01-04)	224	Micah Holst (96-99)	865	Dan'te Brinkley (00-03)	188
Micah Holst (96-99)	223	Chris Curry (95-98)	843	Chris Curry (95-98)	188
Evan Pratte (88-91)	220	Brayden Drake (06-09)	817	Jason Hart (96-98)	183
Kevin Medrano (09-12)	217	Dan'te Brinkley (00-03)	813	Mark Garrett (79-82)	180
Dylan Becker (12-15)	216	Brooks Colvin (01-04)	806	Evan Pratte (88-91)	176
Bill Mueller (90-93)	216	Luke Voit (10-13)	776	Kevin Medrano (09-12)	170
Dan'te Brinkley (00-03)	215	Evan Pratte (88-91)	773	Matt Cepicky (97-99)	170

Hits	Singles	Doubles	Hits	Singles	Doubles
Matt Gardner (99-02)	316	Kevin Medrano (09-12)	241	Brayden Drake (06-09)	67
Kevin Medrano (09-12)	310	Bill Mueller (90-93)	222	Matt Gardner (99-02)	62
Bill Mueller (90-93)	289	Matt Gardner (99-02)	213	Chad Lakin (90-93)	59
Micah Holst (96-99)	284	Micah Holst (96-99)	200	Chris Curry (95-98)	57
Dan'te Brinkley (00-03)	279	Dan'te Brinkley (00-03)	190	Kevin Medrano (09-12)	54
Brayden Drake (06-09)	268	Evan Pratte (88-91)	190	Dan'te Brinkley (00-03)	54
Chris Curry (95-98)	266	Brooks Colvin (01-04)	188	Jason Hart (96-98)	52
Jason Hart (96-98)	263	Greg Mathis (00-03)	179	Steve Hacker (93-95)	50
Greg Mathis (00-03)	262	Chris Curry (95-98)	168	Spencer Johnson (13-16)	49
Evan Pratte (88-91)	259	Brayden Drake (06-09)	167	Brian Mahaffey (85-88)	49

Triples	Home Runs	Runs Batted In	Triples	Home Runs	Runs Batted In
Mark Garrett (79-82)	20	Jason Hart (96-98)	63	Jason Hart (96-98)	203
Dan'te Brinkley (00-03)	19	Nick Kays (97-00)	60	Nick Kays (97-00)	192
Aaron Conway (08-11)	16	Steve Hacker (93-95)	59	Steve Hacker (93-95)	184
Evan Pratte (88-91)	15	Matt Cepicky (97-99)	51	Ryan Howard (99-01)	183
Greg Mathis (00-03)	13	Ryan Howard (99-01)	50	Matt Cepicky (97-99)	183
Micah Holst (96-99)	13	<b>Jake Burger (15-pr.)</b>	<b>45</b>	Matt Gardner (99-02)	182
Jeremy Isenhower (01-02)	12	Brian Mahaffey (85-88)	42	Brayden Drake (06-09)	176
Bill Mueller (90-93)	12	Ben Carlson (07-09)	38	Micah Holst (96-99)	175
J.D. Warner (82-83)	12	Chris Curry (95-98)	37	Brian Mahaffey (85-88)	175
Blakley (74-77)-Snider (76-79)	12	Matt Gardner (99-02)	36	<b>Blakley (15-pr.)-Mathis (00-03)</b>	<b>171</b>

Game-Winning RBI	Batting Average	On Base Percentage	Game-Winning RBI	Batting Average	On Base Percentage
Steve Hacker (93-95)	23	J.D. Warner (82-83)	426	Rick Clarkston (83-84)	493
Matt Brewer (89-91)	22	Danny Iseminger (83-84)	406	Danny Iseminger (83-84)	492
Matt Gardner (99-02)	19	Rick Clarkston (84-85)	405	Jeff Kaiser (87-88)	489
Luke Voit (10-13)	18	Jeff Kaiser (87-88)	402	Corby Fister (89-90)	483
Matt Cepicky (97-99)	18	Rick Hardesty (82-83)	384	Bill Mueller (90-93)	481
Evan Pratte (88-91)	18	Larry Doss (86-87)	380	J.D. Warner (82-83)	469
Chris Playter (05-09)	17	Matt Cepicky (97-99)	378	Dave Herbert (80-83)	467
Jason Hart (96-98)	17	Jason Hart (96-98)	377	Larry Goessling (77-78)	466
Brian Mahaffey (85-88)	17	Larry Goessling (77-78)	377	Doug Bagby (72-73)	462
Mark Bailey (80-82)	16	Bill Mueller (90-93)	376	Terry Burke (79-80)	460

Extra-Base Hits	Total Bases	Slugging Average	Extra-Base Hits	Total Bases	Slugging Average
Jason Hart (96-98)	116	Jason Hart (96-98)	506	Jason Hart (96-98)	.725
Steve Hacker (93-95)	110	Matt Gardner (99-02)	496	Steve Hacker (93-95)	.708
Matt Gardner (99-02)	103	Steve Hacker (93-95)	466	Matt Cepicky (97-99)	.706
Nick Kays (97-00)	102	Nick Kays (97-00)	460	Brian Mahaffey (85-87)	.688
Brayden Drake (06-09)	101	Micah Holst (96-99)	447	Ryan Howard (99-01)	.662
Chris Curry (95-98)	98	Matt Cepicky (97-99)	444	Mark Mennemeier (77-78)	.662
Larry Cepicky (97-99)	97	Chris Curry (95-98)	442	Larry Goessling (77-78)	.660
<b>Jake Burger (15-pr.)</b>	<b>96</b>	Brayden Drake (06-09)	431	Lance Burkhardt (96-97)	.655
Brian Mahaffey (85-88)	95	<b>Jake Burger (15-pr.)</b>	<b>422</b>	Bob Blakley (74-77)	.653
Spencer Johnson (13-16)	91	Dan'te Brinkley (00-03)	419	Brad Kennedy (95-96)	.647

Walks	Strikeouts	Hit By Pitch	Walks	Strikeouts	Hit By Pitch
Bill Mueller (90-93)	154	Nick Kays (97-00)	207	Ben Carlson (07-09)	41
Spencer Johnson (13-16)	133	Spencer Johnson (13-16)	179	Micah Holst (96-99)	33
Eric Chery (12-15)	129	Ryan Howard (99-01)	176	Matt Gardner (99-02)	33
Dylan Becker (12-15)	124	Greg Mathis (00-03)	176	Aaron Conway (08-11)	31
Travis McComack (09-13)	116	Dan'te Brinkley (00-03)	172	Jeremy Isenhower (01-02)	30
<b>Justin Paulsen (15-pr.)</b>	<b>114</b>	Matt Gardner (99-02)	156	Tate Matheny (13-15)	29
J.J. Scerba (92-96)	104	Aaron Conway (08-11)	150	Brayden Drake (06-09)	28
Nolan Keane (05-08)	102	Jeff Sauer (92-95)	145	Dan Kneeshaw (92-96)	24
Chris Curry (95-98)	98	Travis McComack (09-13)	142	J.J. Scerba (92-96)	24
Mark Garrett (79-82)	96	Tony Piazza (02-03)	135	Jon Hale (96-99)	22

Stolen Bases	Sacrifice Hits	Sacrifice Flies	Stolen Bases	Sacrifice Hits	Sacrifice Flies
Aaron Conway (08-11)	69	Joey Hawkins (12-15)	62	Brooks Colvin (01-04)	17
Dan'te Brinkley (00-03)	69	Kevin Medrano (09-12)	28	Greg Mathis (00-03)	16
Bill Mueller (90-93)	65	Eric Chery (12-15)	25	<b>Justin Paulsen (15-pr.)</b>	<b>14</b>
Mark Garrett (79-82)	54	Travis McComack (09-13)	20	Evan Pratte (88-91)	14
Micah Holst (96-99)	52	Brooks Colvin (01-04)	20	Luke Voit (10-13)	13
Mike Ruble (84-88)	52	Dan Kneeshaw (92-96)	19	Dan'te Brinkley (00-03)	13
Bobby Naron (77-80)	49	Bill Mueller (90-93)	18	Brent Bartlett (89-90)	13
Jeff Sauer (92-94)	44	Evan Pratte (88-91)	18	Matt Gardner (99-02)	12
Greg Mathis (00-03)	43	Aaron Conway (08-11)	17	John Knott (92)	12
Four players tied with	41	Mike Royle (77-80)	17		

**Statistical Minimums:** Batting Average, Slugging Average and On Base Percentage based on minimum of 150 at bats in career; Fielding Average based on minimum of 150 total chances; Earned Run Average based on a minimum of 75.0 IP; Winning Percentage based on a minimum of 10 victories.

**bold** denotes active players

### Pitching

Games	Games Started	Games	Games Started
Scott Geitz (95-98)	87	Brad Ziegler (00-03)	49
<b>Bryan Young (14-pr.)</b>	<b>84</b>	John Hardin (96-00)	46
Zach Merciez (12-15)	84	<b>Jordan Knutson (14-pr.)</b>	<b>45</b>
Grant Gordon (10-13)	82	Aaron Meade (08-10)	41
Sam Perez (13-16)	80	Nick Petree (11-13)	41
Pat Doyle (07-10)	73	Brett Sinkbeil (04-06)	40
Chris Krawczyk (03-06)	70	Kirby Cannon (77-80)	39
Brad Ziegler (00-03)	66	Jeff Gray (01-04)	39
Andrew Jefferson (99-02)	64	Jon Harris (13-15)	39
<b>Knutson (14-pr.)-Burgess (12-14)</b>	<b>61</b>	Chery (13-16)-Clubb (07-09)	37

Complete Games	Innings Pitched	Complete Games	Innings Pitched
Brad Ziegler (00-03)	18	Brad Ziegler (00-03)	365.0
Ken Watkins (67-70)	18	Nick Petree (11-13)	311.2
Kirby Cannon (77-80)	16	Jeff Gray (01-04)	279.2
Dale Bowling (85-89)	15	Tim Clubb (07-09)	278.0
Wade Palmer (73-76)	15	<b>Jordan Knutson (14-pr.)</b>	<b>271.1</b>
Gary Wilson (64-67)	15	John Hardin (96-00)	266.0
Jim Gibbs (85-87)	14	Jon Harris (13-15)	259.1
Mark Lopinot (70-71)	14	Scott Geitz (95-98)	258.2
Dick Jones (69-72)	14	Matt Hall (13-15)	244.0
Wisser (85-86)-Crain (89-91)	13	Jarrod Mays (94-96)	242.2

Hits Allowed	Runs Allowed	Hits Allowed	Runs Allowed
Brad Ziegler (00-03)	371	John Hardin (96-00)	207
Jeff Gray (01-04)	297	Brad Ziegler (00-03)	205
Scott Geitz (95-98)	281	Bryan Buschhorn (96-99)	184
<b>Jordan Knutson (14-pr.)</b>	<b>278</b>	Scott Geitz (95-98)	183
Tim Clubb (07-09)	277	Jeff Gray (01-04)	175
John Hardin (96-00)	276	Pat Doyle (07-10)	157
Jarrod Mays (94-96)	266	Ben Walker (94-98)	154
Bryan Buschhorn (96-99)	259	Mike Whitley (92-95)	154
Nick Petree (11-13)	250	Tim Clubb (07-09)	150
Pat Doyle (07-10)	243	Steve Anderson (78-81)	147

Earned Runs Allowed	Earned Run Average	Earned Runs Allowed	Earned Run Average
John Hardin (96-00)	169	Dick Jones (69-72)	1.55
Bryan Buschhorn (96-99)	154	<b>Bryan Young (14-pr.)</b>	<b>1.56</b>
Scott Geitz (96-98)	148	Nick Petree (11-13)	1.76
Brad Ziegler (00-03)	147	David Oatman (72-74)	1.91
Jeff Gray (01-04)	133	Mike Hill (75-76)	2.49
<b>Jordan Knutson (14-pr.)</b>	<b>129</b>	John Rheinecker (00-01)	2.50
Mike Whitley (92-95)	128	Ken Watkins (67-70)	2.51
Dustin Tignor (96-00)	122	Tyler Burgess (12-14)	2.65
Jarrod Mays (94-96)	121	Matt Hall (13-15)	2.66
Tim Clubb (07-09)	118	Charles Burt (67-69)	2.96

Walks	Strikeouts	Walks	Strikeouts
Mike Whitley (92-95)	206	Brad Ziegler (00-03)	330
John Hardin (96-00)	191	Nick Petree (11-13)	306
Dave Dickensheet (79-82)	139	Matt Hall (13-15)	275
Steve Anderson (78-81)	128	Brett Sinkbeil (04-06)	256
Scott Geitz (95-98)	125	Jarrod Mays (94-96)	247
Bryan Buschhorn (96-99)	121	Ross Detwiler (05-07)	244
Darren Garrison (86-89)	119	Jon Harris (13-15)	243
Kirby Cannon (77-80)	115	<b>Jordan Knutson (14-pr.)</b>	<b>240</b>
Dirk Lindauer (90-91)	113	Pierce Johnson (10-12)	227
Three players tied with	104	Meade (08-10)-Dickensheet (79-82)	226

Victories	Losses	Victories	Losses
Brad Ziegler (00-03)	32	Pat Doyle (07-10)	16
Nick Petree (11-13)	27	Dustin Tignor (96-00)	16
Kirby Cannon (77-80)	25	Gary Wilson (64-67)	16
Jeff Gray (01-04)	23	Grant Gordon (10-13)	14
Dave Dickensheet (79-82)	23	Brett Sinkbeil (04-06)	14
Tim Clubb (07-09)	21	Brad Ziegler (00-03)	14
Geitz (95-98)-Watkins (67-70)	21	John Hardin (96-00)	14
Sam Perez (13-16)	20	Gray (01-04)-Johnson (10-12)	13
Garrison (86-89)-Mays (94-96)	20	Jarrod Mays (94-96)	13
Palmer (73-76)-Anderson (78-81)	20	Mike Whitley (92-95)	13

Winning Percentage	Shutouts	Winning Percentage	Shutouts
Sam Perez (13-16)	909	Ken Watkins (67-70)	5
Greg Reed (87-88)	909	Wade Palmer (73-76)	3
Darren Garrison (86-88)	870	Brett Sinkbeil (04-06)	3
Mike Hill (75-76)	846	Ziegler (03)-Marsala (03-04)	3
Ken Watkins (67-70)	840	Sands (90)-Rheinecker (01)	3
Paul Crain (89-90)	813	Dickensheet (82)-Reed (88)	3
Nick Petree (11-13)	794	Steve Dunn (77-79)	3
Cody Schumacher (12-14)	789	Mike Hill (75-76)	3
Kirby Cannon (77-80)	781	Dick Jones (69-72)	3
Scott Geitz (95-98)	778	Mark Lopinot (70-71)	3
Anderson (78-81)-Prince (82-85)	769	Gary Wilson (64-67)	3

### Fielding

Putouts	Putouts
Jason Hart (96-98)	1515
<b>Justin Paulsen (15-pr.)</b>	<b>1489</b>
Luke Voit (10-13)	1453
Ryan Howard (99-01)	1409
Tim Rafferty (02-06)	1275
Ron Snider (76-79)	1167
J.J. Scerba (92-96)	1006
Steve Hacker (93-95)	1001
Tony Piazza (02-03)	979
Ben Margalski (00-01)	847

Assists	Assists
Chris Curry (95-98)	656
Evan Pratte (88-91)	580
Travis McComack (09-13)	576
Kevin Medrano (09-12)	568
Joey Hawkins (12-15)	521
Bill Mueller (90-93)	517
Brooks Colvin (01-04)	479
Eric Chery (12-15)	473
Matt Gardner (99-02)	472
Matt Lawson (05-07)	371

Errors	Errors
Brooks Colvin (01-04)	73
Matt Gardner (99-02)	67
Brayden Drake (06-09)	65
Chris Curry (95-98)	56
Mike Royle (77-	

# MISSOURI STATE BASEBALL

2017 Missouri Valley Conference Baseball Championship | Wednesday, May 24 - Saturday, May 27 | Springfield, Mo. | Hammons Field (8,000) | KBFL 1060 AM/96.9 FM | The Valley on ESPN3

## THE LAST TIME...

### A Missouri State Hitter Had

8 at-bats in a game..... Adam Pummil vs. UNC Greensboro, 2/25/06  
 3 at-bats in an inning..... Ryan Howard, Nick Kays (both 3-for-3) vs. Evangel, 4/21/99  
 4 hits in a game..... Jeremy Eierman at Saint Louis, 4/17/17  
 5+ hits in a game..... (5) Jeremy Eierman at Arkansas, 5/17/16  
 5+ runs in a game..... (5) Jake Burger vs. Western Illinois, 3/16/16  
 4 runs in a game..... Jake Burger and Justin Paulsen vs. Kansas, 4/6/16  
 3+ doubles in a game..... (3) Justin Paulsen at Evansville, 4/29/17  
 2+ triples in a game..... (2) Eric Cheray vs. Northern Illinois, 2/21/14  
 A grand slam..... Blake Graham vs. Wichita State, 4/23/17  
 A pinch hit home run..... Matt Dezort vs. Evansville, 4/22/16  
 An inside the park home run..... Hunter Steinmetz vs. Western Illinois, 3/16/16  
 A pinch hit grand slam..... Matt Dezort vs. Saint Louis, 4/1/14  
 Hit for the cycle..... Matt Cepicky at Indiana State, 3/29/98  
 A hit from each side of the plate..... Alex Jefferson at Indiana State, 5/27/16  
**A 10-15-game hit streak..... (12) Justin Paulsen, 4/25/17 to present**  
 A 16-19-game hit streak..... (19) Hunter Steinmetz, 3/5/16 to 4/2/16  
 A 20-24-game hit streak..... (20) Aaron Meyer, 3/5/16 to 4/5/16  
 A 25-29-game hit streak..... (29) Kevin Medrano, 3/23/10 to 5/14/10  
 A 30-game hit streak..... (30) Brayden Drake, 4/27/08 to 3/29/09  
 10+ RBIs in a game..... (11) John Knott vs. UNI, 5/2/92  
 9 RBIs in a game..... Spencer Johnson vs. Kansas, 4/6/16  
 8 RBIs in a game..... Brian Fuess vs. Bradley, 3/27/99  
 7 RBIs in a game..... Brock Chaffin vs. Indiana State, 4/22/11  
 6 RBIs in a game..... Blake Graham vs. Wichita State, 4/23/17  
 5 RBIs in a game..... Jeremy Eierman at Evansville, 4/28/17  
 10+ total bases..... (10) Jeremy Eierman at Saint Louis, 4/17/17  
 Reached safely 6 times..... Joey Hawkins vs. Indiana State, 3/31/13  
 Hits in 5+ straight at-bats..... (5) Jeremy Eierman, at New Mexico/Saint Louis, 4/15/17 to 4/17/17  
 5 walks in a game..... Lance Burkhart vs. Nevada, 2/14/97  
 4 walks in a game..... Alex Jefferson at Evansville, 4/28/17  
 4 strikeouts in a game..... Justin Paulsen at Illinois State, 4/24/15  
 5 strikeouts in a game..... Tyler Ryun at UT Arlington, 2/26/10  
 Stole home..... Dylan Becker at Abilene Christian, 2/28/14  
 3 stolen bases..... Hunter Steinmetz vs. Western Illinois, 3/16/16  
 2 home runs in a game..... Jeremy Eierman at Evansville, 4/28/17  
 3 home runs in a game..... Spencer Johnson vs. Kansas, 4/6/16  
 Home runs in consecutive at-bats..... Justin Paulsen vs. Dallas Baptist, 4/8/17  
 Homered in 3 straight games..... Jeremy Eierman, 3/3/17 to 3/5/17  
 Homered in 5 straight games..... Brayden Drake, 5/5/09 to 5/14/09  
 2 hits in an inning..... Jeremy Eierman vs. Illinois State, 5/20/16  
 Hit by 3 pitches in a game..... Brayden Drake vs. Middle Tennessee, 5/11/08  
 Hit by 2 pitches in a game..... Logan Geha at Minnesota, 3/12/17  
 Led off the game with a home run..... Tate Matheny at Evansville, 4/26/13  
 A walk-off home run..... Jake Burger vs. Bradley, 3/31/17  
 A walk-off grand slam..... Dylan Becker vs. Bradley, 4/20/13  
 A grand slam by a freshman..... Jeremy Eierman vs. Central Michigan, 4/1/16  
 Consecutive multi-HR games..... Ryan Howard, 2/23/00 and 2/27/00

### A Missouri State Pitcher Had

Pitched over 9 innings..... (9.1) Clay Murphy vs. Dallas Baptist, 5/20/14  
 A complete game (9)..... Doug Still at New Mexico, 4/15/17  
 A complete game (7)..... Dylan Coleman vs. Bradley, 4/11/17  
 A complete game as a freshman..... Tim Clubb at Arkansas State, 3/20/07  
 Consecutive complete games (9)..... Pierce Johnson, 3/15/12 and 3/23/12  
 3 straight complete games..... Paul Marsala (4), 3/27/04 to 4/17/04  
 Pitched 5.0-6.2 innings of relief..... (5.1) Nate Witherspoon at Saint Louis, 4/17/17  
 Pitched 7.0-8.2 innings of relief..... (7.1) Sam Perez at Indiana State, 5/27/16  
 Pitched 9+ innings of relief..... (10.0) J.C. Casey at Creighton, 5/27/11  
 A shutout (9)..... Doug Still at New Mexico, 4/15/17  
 A shutout (7)..... Chris Krawczyk vs. Illinois State, 5/15/05  
 A combined shutout (9)..... Doug Still (4.1), Jake Fromson (3.2) and Jake Lochner (1.0) vs. Central Arkansas, 3/5/17  
 A shutout as a freshman..... Tim Clubb at Arkansas State, 3/20/07  
 3+ hit batsmen in a game..... (3) Jake Fromson vs. Dallas Baptist, 5/28/16  
 2+ pickoffs in a game..... (2) Matt Hall vs. Dallas Baptist, 4/2/15  
 10+ strikeouts in a game..... (10) Doug Still vs. Indiana State, 5/14/17  
 15+ strikeouts in a game..... (15) Matt Hall vs. Wichita State, 5/2/15  
 A 15-19 inning scoreless streak..... (16.1) Jake Fromson, 2/17/17 to 3/10/17  
 A 20+ inning scoreless streak..... (22.2) Sam Perez, 5/17/16 to 5/28/16  
 Retired 15+ consecutive batters..... (15) Austin Knight vs. Missouri, 4/25/17  
 Retired 20+ consecutive batters..... (20) Matt Hall vs. Wichita State, 5/5/13  
 A no-hitter..... Mike Whitley (7) vs. Southeast Missouri, 5/4/94  
 A combined no-hitter..... Scott Buchheit, Darrell Maus, Matt Brewer and Terry Menown

..... vs. Lincoln, 3/14/89  
 A one-hitter..... Matt Hall (9.0) at Arkansas, 6/6/15  
 A combined one-hitter..... Dylan Coleman (7.0), Jake Fromson (1.0) and Bryan Young (1.0) vs. Indiana State, 5/13/17  
 A two-hitter..... Jordan Knutson (8.0) and Jake Fromson (1.0) vs. Dallas Baptist, 4/7/17

### Missouri State

Scored 30+ runs..... (30) vs. Evangel, 4/21/99  
 Scored 25-29 runs..... (25) vs. Southwest Baptist, 4/4/00  
 Scored 20-24 runs..... (21) at Indiana State, 5/4/08  
 Scored 15-19 runs..... (16) vs. Missouri, 4/12/16  
 Scored 10+ runs in an inning..... (10) 5th vs. Bradley, 4/1/17  
 Scored 9 runs in an inning..... 4th at Arkansas State, 4/15/09  
 Scored 8 runs in an inning..... 4th at Arkansas State, 3/1/17  
 Scored 7 runs in an inning..... 4th at Evansville, 4/28/17  
 Had 30+ hits..... (32) vs. Evangel, 4/21/99  
 Had 25-29 hits..... (26) vs. Indiana State, 5/14/98  
 Had 20-24 hits..... (22) vs. Bradley, 5/24/12  
 Had 6+ doubles..... (6) at Evansville, 4/10/10  
 Had 4+ triples..... (4) vs. Illinois State, 5/20/16  
 Stole 6+ bases..... (6) vs. Indiana State, 5/12/17  
 Stole 4 bases in an inning..... 3rd vs. Missouri, 5/3/11  
 Was hit by 6+ pitches..... (7) vs. Dallas Baptist, 2/25/11  
 Drew three consecutive HBP..... vs. Dallas Baptist, 2/25/11  
 Had 4+ sacrifice bunts..... (5) at Southern Illinois, 5/10/15  
 Did not strike out..... at Kansas State, 3/14/15  
 Hit into a triple play..... vs. Indiana State, 5/15/09  
 Hit 7+ home runs..... (7) vs. Middle Tennessee, 3/15/02  
 Hit 6 home runs..... vs. Oral Roberts, 4/4/10  
 Hit 5 home runs..... vs. UNI, 3/26/00  
 Hit 4 home runs..... vs. Dallas Baptist, 4/8/17  
 Hit 2 grand slams in a game..... vs. Arkansas State, 3/22/16  
 Walked 10+ times..... (10) vs. Indiana State, 5/12/17  
 Was shut out..... vs. Bradley (10-0), 5/26/16  
 Was shut out at home..... vs. Evansville (1-0), 5/15/14  
 Was shut out in consecutive games..... vs. Oklahoma State, 3/18/14 and at Wichita State, 3/21/14  
 Shut out back-to-back opponents..... at Arkansas State, 3/1/17; vs. Central Arkansas, 3/3/17  
 Struck out 10+ batters..... (12) at Illinois State, 5/18/17  
 Struck out 10+ times..... (13) at Illinois State, 5/18/17  
 Was held to two or fewer hits..... (2) vs. Dallas Baptist, 3/14/14  
 Hit back-to-back home runs..... Jeremy Eierman and Aaron Meyer vs. Dallas Baptist, 4/8/17  
 Hit three straight home runs..... Dan Firlit, Ryan Howard, Mike Collier vs. Arkansas Tech, 2/23/00  
 Turned 4+ double plays..... (4) at Texas Tech, 2/19/12  
 Committed 6+ errors..... (6) at Sam Houston State, 2/28/09  
 Swept a doubleheader..... vs. Wichita State, 4/23/17  
 Lost both games of a doubleheader..... at Indiana State, 4/29/16

### A Missouri State Opponent

Scored 25+ runs..... (25) Rice, 5/25/97  
 Scored 20-24 runs..... (20) Georgia Tech, 2/20/10  
 Threw a one-hitter..... Chris Razo, Illinois State, 4/5/13  
 Threw a no-hitter..... Vince Serafini, Evansville, 5/13/00  
 Hit 3 home runs..... Dylan Brown, Oklahoma State, 3/11/08  
 Hit 2 home runs..... Korbin Williams, Evansville, 4/29/17  
 Hit back-to-back home runs..... Trooper Reynolds and Chane Lynch, Dallas Baptist, 4/2/15  
 Hit a leadoff home run..... Korbin Williams, Evansville, 4/29/17  
 Hit a walk-off home run..... Stefan Guest, UT Arlington, 2/27/10  
 Hit a grand slam..... Collin Braithwaite, Illinois State, 5/19/17  
 Had 4 hits in a game..... Matt McLaughlin, Kansas, 4/4/17  
 Had 5+ hits in a game..... (5) Jared Mang, New Mexico, 4/13/17  
 Had 5 RBIs..... Collin Braithwaite, Illinois State, 5/19/17  
 Had 6+ RBIs..... (6) Zach Lavy, Missouri, 4/26/16  
 Had 4+ stolen bases in a game..... (4) Michael Faulkner, Arkansas State, 4/4/12  
 Scored 10+ runs in an inning..... Middle Tennessee (10 in 8th), 2/20/09  
 Scored 9 runs in an inning..... Georgia Tech (4th), 2/20/10  
 Scored 8 runs in an inning..... Northern Illinois (9th), 2/21/14  
 Scored 7 runs in an inning..... Dallas Baptist (1st), 5/23/14  
 Had 25-29 hits..... (25) Rice, 5/25/97  
 Had 20-24 hits..... (23) Nebraska, 2/20/11  
 Threw a complete game..... (9.0) Cody Tyler, Wichita State, 4/15/16  
 Struck out 10+ batters..... (12) Chad Whitmer, Southern Illinois, 4/5/17

# MISSOURI STATE BASEBALL

2017 Missouri Valley Conference Baseball Championship | Wednesday, May 24 - Saturday, May 27 | Springfield, Mo. | Hammons Field (8,000) | KBFL 1060 AM/96.9 FM | The Valley on ESPN3



## KEITH GUTTIN Head Coach

35th Season  
Alma mater: UMSL (1978)

One of the most successful baseball coaches in Missouri Valley Conference history, Keith Guttin began his MSU head coaching career in 1983, and has spent the past 35 seasons building the Bears into one of the top programs in the country. Under Guttin, the Bears have won 61 percent of their games, averaging 35 victories a year and racking up nine 40-win seasons.

Guttin, who entered the 2017 season seventh among active Division I head coaches in career victories, has been a part of the MSU baseball program as a player, assistant coach and head coach for 40 of the program's 54 years. He took the helm of Bears baseball at the start of the 1983 season, coinciding with the move of Missouri State athletics to Division I status. He inherited the reins of the program from its only previous head baseball coach, former Missouri State Director of Athletics Bill Rowe. Guttin ultimately helped stretch MSU's string of consecutive winning seasons to 32 in a row, easily the longest of any Missouri State athletics team. His 1,213 career wins are the most recorded by any head coach in the 110-year history of Missouri State athletics, and the Bears have finished in the top half of the conference race in all but four of his 34 seasons.

During Guttin's tenure, 116 Bears have signed professional contracts, including five first-round draft picks and 15 players who have advanced to the Major Leagues. Additionally, MSU has won 14 regular-season or conference tournament championships and made nine Division I NCAA Tournament appearances, including eight in the last two decades.

In 2003, Guttin led the Bears to the NCAA Division I College World Series for the first time in school history, marking the only trip to Omaha by a Division I team from the state of Missouri since 1965. He has been a conference coach of the year 10 times and was selected the American Baseball Coaches Association Division I Midwest Region Coach of the Year in 1997 and again in 2003.

Guttin's pupils have produced results off the diamond as well. Missouri State baseball players have been recognized on the Valley's all-academic team 60 times since the inception of the honor in 1992. Additionally, seven Bears have garnered academic All-America honors on 12 different occasions under Guttin, including three-time selection Brian Mahaffey.

The 2015 season will go down as one of the more memorable campaigns for Guttin, who was inducted into both the Missouri Sports Hall of Fame and Springfield Area Sports Hall of Fame this past year. He also surpassed the 1,100 career victory mark early in MSU's record-setting season en route to earning his fifth MVC Coach of the Year nod. Under Guttin's guidance, the 2015 Bears set a program record with 49 victories and were ranked as high as No. 6

(Baseball America) in the nation while sweeping the Valley's regular-season and postseason tournament titles. MSU went on to earn its ninth NCAA Division I postseason berth, sweeping the Springfield Regional at Hammons Field to advance to its second Super Regional appearance, where the Bears came up just one win shy of punching their ticket to the College World Series.

While the accomplishments of Guttin's teams on the field speak volumes about the success of his program, another dream came true in April 2004 when the Bears opened a sparkling 8,000-seat stadium just four blocks north of the Missouri State campus. The Bears finished the year ninth among NCAA Division I teams in attendance, playing only a portion of their home schedule at Hammons Field.

It was merely a coincidence that the crown jewel of the Missouri State baseball program came one year after the Bears exploded onto the national college baseball radar in the College World Series. But both events show the growth of college baseball in the Ozarks and the amount of community and administrative support the program had received in the last several years.

With the continued support of the MSU community, Guttin has led the Bears' efforts in numerous charitable endeavors, including the program's annual Price Cutter Celebrity Golf Classic, proceeds from which have been committed to Champion Athletes of the Ozarks in each of the last 20 years. MSU's popular First Pitch and Reunion Night has also been a positive force for both the Bears and a variety of local charitable organizations. The annual preseason kickoff event has benefitted entities such as the Miracle League Ball Field, Care to Learn, Boys and Girls Clubs and the Wounded Warrior Project.

The Bears have finished lower than third in the league standings just nine times since Guttin took over. Guttin directed Missouri State to six-straight league titles in Mid-Continent play from 1984 through 1989. He gave MSU its first two Valley postseason tournament championships in 1996 and 1997. He was voted the MVC Coach of the Year in 1993, 2001, 2003, 2008, 2015 and 2017 and was selected the American Baseball Coaches Association Division I Midwest Region Coach of the Year in 1997 and again in 2003.

Guttin had two notable seasons as the Missouri State second baseman, coming from Mineral Area College. He earned MIAA all-conference honorable mention in 1977 as the Bears made their first NCAA Division II tournament appearance in seven years.

A University City native, Guttin finished his undergraduate degree at the University of Missouri-St. Louis in 1978, and earned his master's degree in 1984 from Truman State.

Guttin was a Missouri State assistant under Rowe from 1979 to 1981, as Missouri State won its last MIAA title and made two NCAA appearances. Guttin returned to Missouri State in 1982 after a year at Rend Lake College where he served as assistant coach to former Bear Kirk Champion as RLC claimed an Illinois JUCO sectional crown.

Guttin and his wife, Marianne, have three daughters; Lauren, Lindsey and Samantha.

### GUTTIN'S COACHING RECORD

Year	Team	W-L	Pct.	Conf.	Pct.
1983	Missouri State	32-11	.744	---	---
1984	Missouri State	35-22	.614	---	---
1985	Missouri State	24-16	.600	5-3	.625
1986	Missouri State	47-14	.770	11-1	.917
1987	Missouri State	38-14	.731	7-3	.700
1988	Missouri State	41-17	.707	12-0	1.000
1989	Missouri State	41-10	.804	8-2	.800
1990	Missouri State	42-15	.737	11-0	1.000
1991	Missouri State	40-22	.645	14-10	.583
1992	Missouri State	31-23	.574	10-11	.476
1993	Missouri State	32-23	.582	14-6	.700
1994	Missouri State	31-23	.574	13-7	.650
1995	Missouri State	37-21	.638	18-13	.581
1996	Missouri State	32-25	.561	18-11	.621
1997	Missouri State	35-25	.583	16-10	.625
1998	Missouri State	32-21	.604	19-13	.594
1999	Missouri State	38-19	.667	18-11	.621
2000	Missouri State	24-33	.421	15-17	.468
2001	Missouri State	36-22	.621	22-10	.688
2002	Missouri State	43-21	.672	19-13	.594
2003	Missouri State	40-26	.606	19-11	.633
2004	Missouri State	31-28	.525	19-12	.613
2005	Missouri State	26-29	.473	10-14	.417
2006	Missouri State	33-22	.600	15-8	.652
2007	Missouri State	23-34	.404	7-17	.292
2008	Missouri State	40-17	.702	18-6	.750
2009	Missouri State	34-20	.630	17-5	.773
2010	Missouri State	21-34	.382	6-15	.286
2011	Missouri State	33-23	.589	11-9	.550
2012	Missouri State	40-22	.645	13-7	.650
2013	Missouri State	31-23	.574	12-9	.571
2014	Missouri State	26-31	.456	9-12	.429
2015	Missouri State	49-12	.803	18-3	.857
2016	Missouri State	38-21	.644	7-13	.350
2017	Missouri State	37-15	.712	18-1	.947
<b>Totals</b>		<b>1,213-754</b>	<b>.617</b>	<b>391-273</b>	<b>.589</b>

### GUTTIN'S MILESTONE VICTORIES

Win .....Date.....Result (Site)

1.....	3/5/83.....	MSU 8, Indiana State 2 (Meador Park)
100.....	3/11/86.....	MSU 7, Jacksonville 5 (Jacksonville, Fla.)
200.....	4/16/88.....	MSU 4, Eastern Illinois 2 (Charleston, Ill.)
300.....	5/13/90.....	MSU 9, Eastern Illinois 2 (Chicago, Ill.)
*395.....	5/1/93.....	MSU 9, UNI 2 (Meador Park)
400.....	5/9/93.....	MSU 7, Wichita State 6 (Meador Park)
500.....	5/17/96.....	MSU 8, Wichita State 7 (Wichita, Kan.)
600.....	4/24/99.....	MSU 13, UNI 7 (Meador Park)
700.....	5/4/02.....	MSU 5, Wichita State 1 (Wichita, Kan.)
800.....	5/11/05.....	MSU 15, Kansas 6 (Hammons Field)
900.....	5/11/08.....	MSU 7, Middle Tennessee 6 (Hammons Field)
1,000.....	3/3/12.....	MSU 3, Northwestern State 2 (Natchitoches, La.)
1,100.....	3/17/15.....	MSU 10, Little Rock 3 (Hammons Field)
1,200.....	4/18/17.....	MSU 5, Missouri 3 (Columbia, Mo.)

\*Surpassed Bill Rowe for the all-time MSU record for coaching victories

### GUTTIN'S CAREER HIGHLIGHTS

- Nine regular-season conference titles (1986, 1988, 1989, 1990, 2001, 2003, 2009, 2015, 2017)
- Nine conference tournament championships (1984, 1985, 1986, 1987, 1988, 1989, 1996, 1997, 2015)
- Nine NCAA Regional berths (1987, 1995, 1996, 1997, 1999, 2002, 2003, 2012, 2015)
- 2003 College World Series berth
- Mentored 28 All-Americans as head coach
- Coached 116 professional signees, including 16 Major Leaguers
  - Ryan Howard - 2005 NL Rookie of the Year and 2006 NL MVP
  - Bill Mueller - 2003 AL Batting Champion
- Coached 88 first-team all-conference selections, eight league players of the year and seven league pitchers of the year
- Six-time Mid-Continent Conference Coach of the Year (1984-89)
- Six-time Missouri Valley Conference Coach of the Year (1993, 2001, 2003, 2008, 2015, 2017)
- Two-time ABCA/NCAA Regional Coach of the Year (1997, 2003)
- Missouri Sports Hall of Fame inductee (2015)

# MISSOURI STATE BASEBALL

2017 Missouri Valley Conference Baseball Championship | Wednesday, May 24 - Saturday, May 27 | Springfield, Mo. | Hammons Field (8,000) | KBFL 1060 AM/96.9 FM | The Valley on ESPN3

## ALPHABETICAL ROSTER

No.	Player	Yr.	Pos.	B-T	Ht.	Wt.	Hometown (Previous School)
41	Michael Briggs	RFr.	C	R-R	6-2	217	Lee's Summit, Mo. (Archbishop O'Hara HS)
18	Matt Brown	Jr.	IF	R-R	6-2	220	St. Louis, Mo. (St. John Vianney HS/Jefferson College)
9	Jake Burger	Jr.	IF	R-R	6-2	210	Chesterfield, Mo. (CBC HS)
10	Dylan Coleman	So.	RHP	R-R	6-6	215	Potosi, Mo. (Potosi HS)
34	Hunter Dame	Fr.	RHP	R-R	6-2	210	Lebanon, Mo. (Conway HS)
23	Jack Duffy	Fr.	OF	L-R	5-10	180	Kansas City, Mo. (Staley HS)
11	Jeremy Eierman	So.	IF	R-R	6-1	205	Warsaw, Mo. (Warsaw HS)
16	Jake Fromson	Jr.	RHP	R-R	5-10	195	Lee's Summit, Mo. (Lee's Summit HS/Kansas State University)
4	Logan Geha	RFr.	C	R-R	5-10	185	Lee's Summit, Mo. (Lee's Summit West HS)
36	Kolton Gonnerman	Jr.	RHP	R-R	6-2	200	Cincinnati, Iowa (Centerville HS/Marshalltown CC)
3	Blake Graham	Sr.	OF	L-R	5-10	200	Edwardsville, Ill. (Edwardsville HS)
40	Alex Jefferson	Sr.	OF/LHP	B-L	5-9	175	Normal, Ill. (Normal Community West HS)
29	Austin Knight	Jr.	RHP	R-R	6-3	205	Lebanon, Mo. (Lebanon HS)
14	Jordan Knutson	Sr.	LHP	R-L	6-0	175	Lee's Summit, Mo. (Lee's Summit HS)
21	Jake Lochner	So.	LHP	L-L	5-11	175	Sullivan, Mo. (Sullivan HS)
19	Tyler McAlister	Fr.	RHP	R-R	6-5	185	Waterloo, Ill. (Waterloo HS)
8	Aaron Meyer	Sr.	IF	L-R	6-0	180	Millstadt, Ill. (Belleville West HS)
24	Drew Millas	Fr.	C	B-R	6-2	180	Swansea, Ill. (Belleville East HS)
50	Alex Moore	Fr.	RHP	R-R	6-7	248	Mountain Grove, Mo. (Mountain Grove HS)
1	Justin Paulsen	Sr.	IF	L-R	6-0	215	Ballwin, Mo. (CBC HS/Jefferson College)
32	John Privitera	RFr.	IF	L-R	5-8	160	Lee's Summit, Mo. (Lee's Summit West HS)
43	Danny Rowley	Sr.	C	R-R	6-1	215	Durango, Colo. (Durango HS/Eastern Arizona College)
31	Landan Ruff	Jr.	OF	R-R	6-3	185	Springfield, Mo. (Parkview HS)
5	Ryan Skalnik	Jr.	IF	R-R	6-1	185	Owasso, Okla. (Verdigris HS/Northwest Mississippi CC)
7	Hunter Steinmetz	So.	OF	L-L	5-9	170	Springfield, Mo. (Parkview HS)
33	Doug Still	Jr.	LHP	L-L	6-2	205	Sikeston, Mo. (Sikeston HS/Jefferson College)
17	Justin Tallman	RFr.	RHP	R-R	6-2	190	New London, Mo. (Quincy [Ill.] Notre Dame HS)
26	Trey Turner	Jr.	OF/RHP	R-R	6-1	195	Neosho, Mo. (Neosho HS/Crowder College)
45	Ben Whetstone	RFr.	IF	L-R	6-5	220	Overland Park, Kan. (Rockhurst HS)
51	Logan Wiley*	So.	RHP	R-R	6-0	172	Springfield, Mo. (Kickapoo HS/Kansas State University)
27	Nate Witherspoon	Fr.	LHP	L-L	6-4	190	Eureka, Mo. (Eureka HS)
13	Bryan Young	Sr.	RHP	R-R	6-1	215	Kansas City, Mo. (Staley HS)

**Head Coach:** Keith Guttin

**Assistant Coaches:** Paul Evans, Nate Thompson

**Volunteer Assistant Coach:** Joe Lincoln

**Graduate Managers:** Geoff Jimenez, Matt Lawson

**Student Assistant:** Matt Fultz

**Director of Operations:** Tyler Jeske

**Athletic Trainer:** Jim Penkalski

## ROSTER BREAKDOWN

**Seniors (7):** Blake Graham, Alex Jefferson, Jordan Knutson, Aaron Meyer, Justin Paulsen, Danny Rowley, Bryan Young.

**Juniors (9):** Matt Brown, Jake Burger, Jake Fromson, Kolton Gonnerman, Austin Knight, Landan Ruff, Ryan Skalnik, Doug Still, Trey Turner.

**Sophomores (5):** Dylan Coleman, Jeremy Eierman, Jake Lochner, Hunter Steinmetz, Logan Wiley.

**Freshmen (11):** Michael Briggs, Hunter Dame, Jack Duffy, Logan Geha, Tyler McAlister, Drew Millas, Alex Moore, John Privitera, Justin Tallman, Ben Whetstone, Nate Witherspoon.

**Infielders (8):** Matt Brown, Jake Burger, Jeremy Eierman, Aaron Meyer, Justin Paulsen, John Privitera, Ryan Skalnik, Ben Whetstone.

**Outfielders (6):** Jack Duffy, Blake Graham, Alex Jefferson, Landan Ruff, Hunter Steinmetz, Trey Turner.

**Catchers (4):** Michael Briggs, Logan Geha, Drew Millas, Danny Rowley.

**Pitchers (14):** Dylan Coleman, Hunter Dame, Jake Fromson, Kolton Gonnerman, Austin Knight, Jordan Knutson, Jake Lochner, Tyler McAlister, Alex Moore, Doug Still, Justin Tallman, Logan Wiley, Nate Witherspoon, Bryan Young.

## NUMERICAL ROSTER

No.	Player	Pos.
1	Justin Paulsen	IF
3	Blake Graham	OF
4	Logan Geha	C
5	Ryan Skalnik	IF
7	Hunter Steinmetz	OF
8	Aaron Meyer	IF
9	Jake Burger	IF
10	Dylan Coleman	RHP
11	Jeremy Eierman	IF
13	Bryan Young	RHP
14	Jordan Knutson	LHP
16	Jake Fromson	RHP
17	Justin Tallman	RHP
18	Matt Brown	IF
19	Tyler McAlister	RHP
21	Jake Lochner	LHP
23	Jack Duffy	OF
24	Drew Millas	C
26	Trey Turner	OF/RHP
27	Nate Witherspoon	LHP
29	Austin Knight	RHP
31	Landan Ruff	OF
32	John Privitera	IF
33	Doug Still	LHP
34	Hunter Dame	RHP
36	Kolton Gonnerman	RHP
40	Alex Jefferson	OF/LHP
41	Michael Briggs	C
43	Danny Rowley	C
45	Ben Whetstone	IF
50	Alex Moore	RHP
51	Logan Wiley	RHP

### Head Coach

2..... Keith Guttin

### Assistant Coaches

12..... Nate Thompson

28..... Paul Evans

### Volunteer Assistant Coach

38..... Joe Lincoln

### Student Assistant

25..... Matt Fultz

### Graduate Managers

Geoff Jimenez

Matt Lawson

### Director of Operations

Tyler Jeske

### Athletic Trainer

Jim Penkalski

## Pronunciation Guide

Jeremy Eierman	IRE • mun
Jake Fromson	FRAWM • sin
Logan Geha	GEE • uh
Keith Guttin	.rhymes with 'button'
Jordan Knutson	kuh • NOOT • sin
Jake Lochner	LOCK • nur
Aaron Meyer	MY • ur
Drew Millas	MILL • us
John Privitera	priv • uh • TER • uh
Danny Rowley	RAW • lee
Ryan Skalnik	SCAL • nick
Hunter Steinmetz	.STINE • mets
Ben Whetstone	WET • stone



# MISSOURI STATE BASEBALL

2017 Missouri Valley Conference Baseball Championship | Wednesday, May 24 - Saturday, May 27 | Springfield, Mo. | Hammons Field (8,000) | KBFL 1060 AM/96.9 FM | The Valley on ESPN3

## TV/RADIO ROSTER



**1** Justin Paulson  
IF - Sr. - L/R  
Ballwin, Mo.



**3** Blake Graham  
OF - Sr. - L/R  
Edwardsville, Ill.



**4** Logan Geha  
C - RFr. - R/R  
Lee's Summit, Mo.



**5** Ryan Skalnik  
IF - Jr. - R/R  
Owasso, Okla.



**7** Hunter Stoinmetz  
OF - So. - L/L  
Springfield, Mo.



**8** Aaron Meyer  
IF - Sr. - L/R  
Millstadt, Ill.



**9** Jake Burger  
IF - Jr. - R/R  
Chesterfield, Mo.



**10** Dylan Coleman  
RHP - So. - R/R  
Potosi, Mo.



**11** Jeremy Eierman  
IF - So. - R/R  
Warsaw, Mo.




**13** Bryan Young  
RHP - Sr. - R/R  
Kansas City, Mo.



**14** Jordan Knutson  
RHP - Sr. - L/L  
Lee's Summit, Mo.



**16** Jake Fromson  
RHP - Jr. - R/R  
Lee's Summit, Mo.



**17** Justin Tallman  
RHP - RFr. - R/R  
New London, Mo.



**18** Matt Brown  
IF - Jr. - R/R  
St. Louis, Mo.



**19** Tyler McAllister  
RHP - Fr. - R/R  
Waterloo, Ill.




**21** Jake Lochner  
LHP - So. - L/L  
Sullivan, Mo.



**23** Jack Duffy  
OF - Fr. - L/R  
Kansas City, Mo.



**24** Drew Millas  
C - Fr. - B/R  
Swansea, Ill.



**26** Trey Turner  
OF/RHP - Jr. - R/R  
Neosho, Mo.




**27** Nate Witherspoon  
LHP - Fr. - L/L  
Eureka, Mo.



**29** Austin Knight  
RHP - Jr. - R/R  
Lebanon, Mo.




**31** Landon Ruff  
OF - Jr. - R/R  
Springfield, Mo.



**32** John Privitera  
IF - RFr. - L/R  
Lee's Summit, Mo.



**33** Doug Still  
LHP - Jr. - L/L  
Sikeston, Mo.



**34** Hunter Bama  
RHP - Fr. - R/R  
Lebanon, Mo.



**36** Koiton Connerman  
RHP - Jr. - R/R  
Cincinnati, Iowa



**40** Alex Jefferson  
OF/LHP - Sr. - B/L  
Normal, Ill.



**41** Michael Briggs  
C - RFr. - R/R  
Lee's Summit, Mo.



**43** Danny Rowley  
C - Sr. - R/R  
Durango, Colo.



**45** Ben Whetstone  
IF - RFr. - L/R  
Overland Park, Kan.



**50** Alex Moore  
RHP - Fr. - R/R  
Mountain Grove, Mo.



**51** Logan Wiley  
RHP - So. - R/R  
Springfield, Mo.



**2** Keith Guttin  
Head Coach



**12** Nate Thompson  
Assistant Coach



**28** Paul Evans  
Assistant Coach



**38** Joe Lincoln  
Volunteer  
Assistant Coach