

# MISSOURI STATE

2003 NCAA College World Series • 9 NCAA Regional Appearances • 37 All-Americans • 17 Major Leaguers

Eric Doennig, MSU Athletics Communications (Primary Contact) | O: (417) 836-4586 | C: (417) 827-5327 | EricDoennig@MissouriState.edu | MissouriStateBears.com | @MSUBearBaseball | MissouriStBears

## SCHEDULE/RESULTS

### February (6-1)

17	vs. Rhode Island <sup>§</sup>	W, 12-1
18	vs. Stony Brook <sup>§</sup>	W, 7-0
19	at McNeese State <sup>§</sup>	L, 3-4
21	at Oral Roberts	W, 9-5
24	at Belmont <sup>®</sup>	W, 7-5
25	at Lipscomb <sup>®</sup>	W, 6-4 (11)
26	at Middle Tennessee <sup>®</sup>	W, 5-0

### March (10-8)

1	at Arkansas State	W, 13-0
3	CENTRAL ARKANSAS	W, 5-0
4	CENTRAL ARKANSAS	W, 5-3
5	CENTRAL ARKANSAS	W, 4-0
7	at (18) Oklahoma State	L, 3-7
10	at Minnesota	L, 2-5
11	at Minnesota	W, 7-2
12	at Minnesota	W, 12-3
15	at Southeast Missouri	L, 4-5
17	MEMPHIS	W, 9-5
18	MEMPHIS	L, 5-6
19	MEMPHIS	L, 4-5
21	NEW ORLEANS	W, 7-2
24	at Central Michigan-1	W, 12-1
24	at Central Michigan-2	L, 1-2
26	at Central Michigan	L, 4-7
28	ORAL ROBERTS	L, 1-3
31	BRADLEY*	W, 5-3 (11)

### April (14-1)

1	BRADLEY*	W, 13-3
2	BRADLEY*	W, 9-2
4	KANSAS	L, 2-4
7	DALLAS BAPTIST*	W, 5-1
8	DALLAS BAPTIST*	W, 11-8
9	DALLAS BAPTIST*	W, 7-3
11	(11) ARKANSAS	L, 4-12
13	at New Mexico	L, 8-17
14	at New Mexico	L, 5-9
15	at New Mexico	W, 8-0
17	at Saint Louis	W, 15-8
18	at Missouri	W, 5-3
22	WICHITA STATE*	W, 12-5
23	WICHITA STATE*-1	W, 13-4
23	WICHITA STATE*-2	W, 8-1
25	MISSOURI	W, 5-1
28	at Evansville*	W, 13-8
29	at Evansville*	W, 9-5

### May (3-1)

2	at Kansas	L, 5-8
5	at Southern Illinois*	W, 7-5
6	at Southern Illinois*	W, 19-9
7	at Southern Illinois*	W, 7-4 (11)
12	INDIANA STATE*	6:30 p.m.
13	INDIANA STATE*	2:00 p.m.
14	INDIANA STATE*	1:00 p.m.
18	at Illinois State*	6:00 p.m.
19	at Illinois State*	2:00 p.m.
20	at Illinois State*	1:00 p.m.
24-27	MVC BASEBALL CHAMPIONSHIP	TBA

Home games played at Hammons Field in BOLD CAPS; (National rankings)  
 \*MVC game  
 § Lake View Classic (Lake Charles, La.)  
 @ Mule Mix Classic (Nashville, Tenn./Murfreesboro, Tenn.)



(13) Missouri State BEARS (33-14, 14-0 MVC)

Conference.....Missouri Valley  
 Head Coach.....Keith Guttin  
 Alma Mater.....Missouri-St. Louis  
 Career Record.....1,209-753 (35th year)  
 Record at MSU.....same

## SERIES INFORMATION

Site.....Springfield, Mo.  
 Stadium.....Hammons Field (8,000)  
 Game 1.....Friday, May 12 (6:32 p.m.)  
 MSU...LHP Jordan Knutson (5-2, 3.89 ERA)  
 ISU.....RHP Will Kincanon (5-4, 4.59 ERA)  
 Game 2.....Saturday, May 13 (2:02 p.m.)  
 MSU...RHP Dylan Coleman (6-2, 4.59 ERA)  
 ISU.....RHP Tyler Ward (4-2, 3.69 ERA)  
 Game 3.....Sunday, May 14 (1:02 p.m.)  
 MSU.....LHP Doug Still (6-1, 2.53 ERA)  
 ISU.....TBA  
 Series History.....MSU leads 66-44  
 Radio.....KBFL 1060 AM/96.9 FM  
 Live Video (Fri./Sat.)...The Valley on ESPN3  
 Live Stats.....MissouriStateBears.com



Indiana State SYCAMORES (24-20, 10-5 MVC)

Conference.....Missouri Valley  
 Head Coach.....Mitch Hannahs  
 Alma Mater.....Indiana State  
 Career Record.....122-85 (4th year)  
 Record at ISU.....same

## PRIME 9

- Missouri State's 14-0 MVC start represents its best in 27 seasons as a Valley member, while the Bears' 18-game regular-season conference win streak (dating back to May 15, 2016) is tied for the second-longest in league history
- The Bears climbed three spots to No. 13 in this week's *Collegiate Baseball* Top 30, and checked in at No. 24 in both the *USA Today* Coaches and NCBWA polls on Monday
- The Bears enter Friday's series opener with a 66-44 all-time advantage vs. Indiana State, including a 34-18 edge against the Sycamores in Springfield; MSU has won each of its last four MVC home series with ISU, going a combined 10-2 against the Sycamores at Hammons Field since 2009
- The Bears rank fifth nationally in team walks with 276 for the season, which is currently tied for the third-best total in school history and just 41 shy of the program's single-season record of 317, set in 2015
- Jake Burger** and **Jeremy Eierman** have combined to post the top home run total for Division I teammates this spring with 37 homers in just 47 games to date; the duo ranks No. 1 and No. 2 in the Valley in home runs, RBIs, runs scored, total bases and slugging percentage
- Eierman, who was named a Brooks Wallace Award semifinalist on Thursday, brings a career-best streak of 32 consecutive games reaching base safely via hit, walk or hit by pitch into this weekend's series; that marks the longest such streak for a Bear since Spencer Johnson reached safely in 45-straight games over the 2015-16 seasons
- Since returning from a five-week layoff due to injury on March 31, **Blake Graham** has led the Bears with a .381 batting mark, logging 11 multi-hit outings in 23 total games; he ranks second in the MVC with 19 RBIs in league play
- Jake Fromson** leads the MVC in ERA (2.17), opposing batting average (.162), fewest hits allowed (31), fewest earned runs allowed (13) and victories (6), while his season WHIP (0.81) ranks sixth in the nation
- Senior closer **Bryan Young** is riding a streak of 11 consecutive outings without allowing an earned run dating back to March 17; the All-American has allowed just one hit and struck out 17 over the same stretch spanning 11.1 innings

## AROUND THE HORN

Pos.	Player	Ht.	Wt.	Class	B/T	G/GS	BA/OBP/SLG	HR/RBI	Notes				
C	Drew Millas	6-2	180	Fr.	B/R	40/32	.230/.289/.296	1/26	10-for-28, 9 RBIs over last 6 starts				
1B	Justin Paulsen	6-0	215	Sr.	L/R	45/44	.343/.433/.511	5/38	Team-best .379 BA with runners on base				
2B	John Privitera	5-8	160	R/FR	L/R	21/8	.214/.378/.250	0/6	.417 OBP, 4 R, 6 RBIs as starting 2B				
SS	Jeremy Eierman	6-1	205	So.	R/R	47/47	.339/.447/.715	18/55	Reached in career-best 32 straight games				
3B	Jake Burger	6-2	210	Jr.	R/R	47/47	.339/.453/.704	19/53	44 career HR tops among active D-1 hitters				
RF	Jack Duffy	5-10	180	Fr.	LR	42/32	.264/.382/.345	0/12	.353 BA, 4 R, 3 2B, 3 RBIs last week				
CF	Hunter Steinmetz	5-9	170	So.	L/L	46/46	.278/.398/.364	3/28	Hits in 11 of 12 games since April 17				
LF	Alex Jefferson	5-9	175	Sr.	B/R	47/44	.233/.367/.337	3/17	.545 OBP over last 7 starts				
DH	Blake Graham	5-10	200	Sr.	L/R	30/29	.343/.460/.598	6/24	Leads MVC in OBP; 19 RBIs in MVC play				
IF	Matt Brown	6-2	220	Jr.	R/R	20/12	.094/.408/.219	1/3	.471 OBP over last 6 games				
IF	Aaron Meyer	6-0	180	Sr.	L/R	41/41	.292/.372/.441	4/30	Sustained season-ending knee injury April 25				
C	Logan Geha	5-10	185	R/FR	R/R	25/19	.174/.418/.196	0/5	.500 OBP, 5 R, 2 RBIs over last 4 starts				
OF	Landan Ruff	6-3	185	Jr.	R/R	32/9	.293/.431/.463	1/9	First career HR (3-run) vs. MU (April 25)				
IF	Ryan Skalnik	6-1	185	Jr.	R/R	32/8	.205/.319/.333	1/10	.353 BA (6-for-17), 8 RBIs as pinch hitter				
Pos.	Pitcher	Ht.	Wt.	Class	B/T	G/GS	W-L	Sv	IP	H	K/BB	BAA	ERA
LHP	Jordan Knutson	6-0	175	Sr.	R/L	14/12	5-2	0	74.0	71	75/14	.246	3.89
RHP	Dylan Coleman	6-6	215	So.	R/R	13/11	6-2	0	69.1	65	63/34	.244	5.06
LHP	Doug Still	6-2	205	Jr.	R/L	12/12	6-1	0	74.2	68	63/20	.242	2.77
RHP	Jake Fromson	5-10	195	Jr.	R/R	26/0	6-3	1	54.0	31	65/12	.162	2.17
RHP	Austin Knight	6-3	205	Jr.	R/R	10/7	3-2	0	47.1	39	37/17	.235	3.42
LHP	Nate Witherspoon	6-4	190	Fr.	L/L	13/4	3-3	0	31.2	35	33/11	.287	4.83
RHP	Bryan Young	6-1	215	Sr.	R/R	18/0	1-1	5	19.1	7	29/13	.106	0.47
LHP	Jake Lochner	6-1	175	So.	L/L	12/0	1-0	0	11.2	12	12/8	.255	5.40
RHP	Alex Moore	6-7	248	Fr.	R/R	9/0	0-0	0	10.1	8	7/4	.200	0.87
RHP	Kolton Gonnerman	6-2	200	Jr.	R/R	4/1	0-0	0	5.2	7	4/6	.304	11.12
RHP	Tyler McAlister	6-5	185	Fr.	R/R	8/0	0-0	0	5.0	10	6/7	.417	14.40

# MISSOURI STATE BASEBALL

Games 48-50 | MISSOURI STATE BEARS vs. INDIANA STATE SYCAMORES | May 12-14 | Springfield, Mo. | Hammons Field (8,000) | KBFL 1060 AM/96.9 FM | The Valley on ESPN3

## MISSOURI STATE QUICK FACTS

Founded	1905
Location	Springfield, Mo.
Address	901 S. National Ave. Springfield, MO 65897
Web Site	MissouriState.edu
Switchboard	(417) 836-5000
President	Clif Smart
Enrollment	26,000
Nickname	Bears
School Colors	Maroon and White
National Affiliation	NCAA Division I Conference Missouri Valley Conference
Director of Athletics	Kyle Moats
Faculty Athletics Representative	James Hutter
Tickets	(417) 836-7678, (888) 476-7849 MissouriStateBears.com/Tickets

## Stadium

Home Facility	Hammons Field
Opened	2004
Capacity	8,000
Surface	Natural Grass
Dimensions	LF-315/LC-365/CF-400/RC-365/RF-330
Press Box Phone	(417) 832-3029

## Baseball Staff

Head Coach	Keith Guttin (Missouri-St. Louis, '78)
MSU Record	1,209-753 (35th year at MSU)
Overall Record	1,209-753 (35th year overall)
Assistant Coach	Paul Evans (Southern Illinois, '81)
Assistant Coach	Nate Thompson (Dallas Baptist, '06)
Volunteer Assistant Coach	Joe Lincoln
Graduate Managers	Matt Lawson Geoff Jimenez
Student Assistant	Matt Fultz
Director of Operations	Tyler Jeske
Athletic Trainer	Jim Penkalski
Strength & Conditioning Coordinator	Jeremiah Frey

## Team Information

2016 Overall Record	38-21
2016 MVC Record (Finish)	7-13 (t-7th)
Postseason	MVC Tournament runner-up
Lettermen Returning/Lost	15/10
Starters Returning/Lost	7/2
Pitchers Returning/Lost	7/5
Newcomers	16

## History

First Season	1964
All-Time Record (54 seasons)	1,603-983-1
All-Time at Hammons Field (14 seasons)	226-117
All-Time NCAA D-I Tournament Record	18-19 (9 app.)
MVC Regular-Season Championships	4
MVC Tournament Championships	3

## Athletics Communications

Location	Hammons Student Center, Room 300
Shipping Address	901 S. National Avenue Springfield, MO 65897
Assistant Director (Primary Baseball Contact)	Eric Doennig
Office Phone	(417) 836-4584
Cell Phone	(417) 827-5327
Email	EricDoennig@MissouriState.edu
Assistant A.D. for Communications	Rick Kindhart
Assistant Director	Ben Adamson
Social Media/Graphic Design Assistant	Bridgette Robles
Assistant	Kevin Kane
Graduate Assistant	Shannon Carrico
Athletics Web Site	MissouriStateBears.com
Twitter	@MSUBearBaseball
Instagram	@MSUBearBaseball
Facebook	MissouriStBears/MSUBearsBaseball

## LEADING OFF

The **Missouri State Bears** will close out the home portion of their regular-season schedule this weekend when they host the **Indiana State Sycamores** in a three-game Missouri Valley Conference series at Hammons Field. The No. 13 Bears and Sycamores will open play with a 6:30 p.m. game Friday (May 12), before playing single games Saturday (2 p.m.) and Sunday (1 p.m.).

The Bears (33-14, 14-0 MVC) enter the series needing just two more victories to clinch their second MVC regular-season title in three years. MSU is off to its best conference start as a program and its current 18-game regular-season Valley win streak is just one victory shy of matching the conference record for consecutive league wins.

Indiana State (24-20, 10-5 MVC) comes into the weekend riding a six-game win streak and tied with DBU for the second spot in the Valley standings. The Sycamores have been the league's top fielding club, bringing a .978 team fielding average into the series.

## SERIES HISTORY

Missouri State brings a 66-44 all-time edge in the series with Indiana State into Friday's opener. The Bears are 34-18 against the Sycamores at home, where they have claimed each of the last four regular-season series with ISU dating back to 2009.

Last year, Indiana State got the better of the Bears during the regular season, sweeping the two clubs' three-game series in Terre Haute (April 29-May 1). But MSU exacted revenge at the MVC Championship, running away with a pair of decisive wins (12-4 and 11-4) over the host Sycamores to eliminate them from the league tournament for the second time in three seasons.

## NCAA DIVISION I WINNINGEST ACTIVE COACHES

No.	Coach	School	Wins
1	Mike Martin	Florida State	1,930
2	Mark Marquess	Stanford	1,617
3	Jim Morris	Miami	1,559
4	Mike Fox	North Carolina	1,376
5	Paul Mainieri	LSU	1,355
6	John Anderson	Minnesota	1,237
7	<b>Keith Guttin</b>	<b>Missouri State</b>	<b>1,209</b>
8	Danny Hall	Georgia Tech	1,193
9	Wayne Graham	Rice	1,136
10	Gary Gilmore	Coastal Carolina	1,131
11	Mike Gillespie	UC Irvine	1,118
12	Tony Robichaux	UL Lafayette	1,110
13	Mike Sansing	Kennesaw State	1,062
14	Elliott Avent	NC State	1,007
15	Brian Shoop	UAB	1,005

\*through May 10

## SERIES SUMMARY

All-Time Record vs. Indiana State	66-44
Home	34-18
Road	28-19
Neutral	4-7
Current Streak	W2
Last 10 Meetings	5-5
5/11/14	Terre Haute L, 3-4
5/21/14	+Terre Haute W, 9-1
3/20/15	Springfield W, 4-1
3/21/15	Springfield L, 2-3
3/22/16	Springfield W, 6-1
4/29/16	Terre Haute L, 6-7
4/29/16	Terre Haute L, 1-2
5/1/16	Terre Haute L, 2-4
5/25/16	+Terre Haute W, 12-4
5/27/16	+Terre Haute W, 11-4
Keith Guttin vs. ISU	66-43

+ at MVC Championship

## IN RARE COMPANY

Bears head coach **Keith Guttin** picked up his 1,200th career victory April 18 against Missouri. The Bears' 35th-year bench boss also moved up to 24th in NCAA Division I history for coaching victories with Sunday's win at Southern Illinois, surpassing Al Ogletree with his 1,209th win. He needs one more victory to match Jay Bergman's career total in the No. 23 spot on the NCAA's all-time wins list.

With a career record of 1,209-753 (.616), Guttin is the second-winningest coach in MVC history, while his win total ranks seventh among all active Division I head coaches.

## CARDIAC CUBS

The Bears rallied for its 13th and 14th come-from-behind victories of the season last weekend at SIU, overcoming a pair of one-run deficits to claim the opener by a 7-5 count, before erasing another Sunday in a 7-4 win in 11 innings. Missouri State's two wins at Jones Stadium marked its 54th and 55th comeback victories since the start of the 2015 season. Last year, the Bears posted 17 comeback wins, on the heels of a 2015 season that saw them claim victory in 24 such contests.

MSU's comeback at Evansville on April 29 matched its biggest rally in the last seven years. Last March, the Bears overcame a 5-0 deficit versus Arkansas State, coming all the way back to defeat the Red Wolves by a 15-11 final tally. The Bears' last come-from-behind win after trailing by five runs occurred on May 26, 2010, when MSU overcame a 7-2 deficit against Southern Illinois at the MVC Championship in Wichita.

## BEARS AIM TO #STRIKEOUTALS, SALUTE AMERICA'S HEROES SATURDAY

In continuing their efforts to raise awareness for Amyotrophic lateral sclerosis (ALS), the Bears will collect donations for the ALS Association of St. Louis during Saturday's game at Hammons Field. Fans may also pledge their donations online at [webstl.alsa.org](http://webstl.alsa.org).

This season's contest will mark the second time the Bears have sponsored an ALS awareness game, as MSU drew nearly 3,800 fans to its September 2012 'Battle for Bell' exhibition contest against cross-town rival Drury that benefited former Bear Howard Bell in his fight against the disease.

MSU will also take time to give back to those who selflessly serve both our nation and local community as part of its 'Salute to America's Heroes' Saturday. All U.S. service men and women, as well as all firefighters, police, EMTs and other first responders are invited to attend the contest, to which they will receive a buy-one, get-one free (with a service ID) ticket rate.

# MISSOURI STATE BASEBALL

Games 48-50 | MISSOURI STATE BEARS vs. INDIANA STATE SYCAMORES | May 12-14 | Springfield, Mo. | Hammons Field (8,000) | KBFL 1060 AM/96.9 FM | The Valley on ESPN3

## MVC STANDINGS

Team	Overall	Pct.	MVC	Pct.
Missouri State	33-14	.702	14-0	1.000
DBU	30-18	.625	10-5	.667
Indiana State	24-20	.545	10-5	.667
Wichita State	23-25	.479	7-8	.467
Evansville	15-32	.319	6-8	.429
Southern Illinois	23-26	.469	6-9	.400
Bradley	19-25	.432	5-10	.333
Illinois State	12-34	.261	1-14	.067

\*Through games of May 10

## THIS WEEK IN THE VALLEY

### Friday, May 12

Evansville at Wichita State (6 p.m.)  
 Illinois State at Southern Illinois (6:30 p.m.)  
**Indiana State at Missouri State (6:30 p.m.)**  
 Bradley at DBU (6:30 p.m.)

### Saturday, May 13

Evansville at Wichita State (2 p.m.)  
 Illinois State at Southern Illinois (2 p.m.)  
**Indiana State at Missouri State (2 p.m.)**  
 Bradley at DBU (2 p.m.)

### Sunday, May 14

Evansville at Wichita State (1 p.m.)  
 Illinois State at Southern Illinois (1 p.m.)  
**Indiana State at Missouri State (1 p.m.)**  
 Bradley at DBU (1 p.m.)

## MVC PRESEASON POLL

No.	Team (First-place votes)	Points
1.	DBU (5)	59
2.	Southern Illinois (3)	53
3.	<b>Missouri State</b>	51
4.	Indiana State	36
	Wichita State	36
6.	Bradley	25
7.	Evansville	20
8.	Illinois State	8

## PRESEASON ALL-MVC TEAM

Pos.	Player	Team
1B	Logan Blackfan	Southern Illinois
2B	Trey Hair	Evansville
3B	<b>Jake Burger</b>	<b>Missouri State</b>
SS	Camden Duzenack	DBU
C	Matt Duce	DBU
UT	Luke Ritter	Wichita State
DH	Alec Bohm	Wichita State
OF	Spencer Gaa	Bradley
OF	Jameson Hannah	DBU
OF	Austin Listi	DBU
SP	Michael Baird	Southern Illinois
SP	Chad Whitmer	Southern Illinois
RP	Seth Elledge	DBU
RP	<b>Bryan Young</b>	<b>Missouri State</b>



## STILL STREAKING

Missouri State extended its best-ever-start to a Valley season with three more road wins against Southern Illinois this past weekend, giving the Bears 14 straight victories to open conference play. The Bears ran their regular-season Valley win streak to a program-record 18-straight games, dating back to their May 15, 2016 win at DBU.

That streak is the second-longest on record by an MVC club, just one shy of Wichita State's 19-game streak (1981-82). The Bears are also within one win of their longest conference win streak, which occurred over the course of three seasons and spanned 19 regular-season games from April 16, 1989 to March 19, 1991.

By virtue of their strong Valley start, the Bears are the lone NCAA Division I club to enter the week unbeaten in conference play.

## WALK IT OFF

MSU drew a total of 27 free passes in its three-game sweep of SIU last weekend. The Bears season total of 276 walks leads the Valley and ranks sixth nationally entering play this week. Five different Bears rank among the top six MVC players in bases on balls this season, led by **Hunter Steinmetz's** league-leading 36, which ranks 36th nationally. The Bears are just 41 walks shy of the program's single-season record of 317, set in 2015.

## VALLEY TOUGH

Several Bears have contributed in big ways to Missouri State's recent run of MVC success. **Jeremy Eierman** will bring a .339 batting average with 14 homers and 47 RBIs in 34 career Valley games into this weekend's series. The sophomore shortstop is leading all MVC hitters in RBIs in league play for the second straight year with 22 through MSU's first 14 conference games. He has also hit a Valley-best nine homers to go along with league-leading totals for runs (25), total bases (49), walks (15), slugging (.961) and on-base percentage (.535) to date this spring.

## MVC CAREER SAVES

No.	Player (School)	Years	Saves
1.	Marc Bluma (WSU)	1996-99	44
2.	Jaime Bluma (WSU)	1991-95	34
3.	<b>Bryan Young (MSU)</b>	<b>2014-pr.</b>	<b>32</b>
4.	Bryan George (SIU)	2007-10	30
5.	Jim Newlin (WSU)	1987-89	28
6.	Ryan Netemeyer (SIU)	2015-pr.	27
7.	Craig Kozlowski (INS)	1982-86	26
	Braden Looper (WSU)	1993-96	26
	Noah Booth (WSU)	2003-07	26
10.	Steve Grasley (CU)	2001-04	24

## MVC CAREER HOME RUNS

No.	Player (School)	Years	HR
1.	Mark Standiford (WSU)	1985-88	69
2.	Pat Magness (WSU)	1997-00	64
3.	Jason Hart (MSU)	1996-98	63
4.	Drew Moffitt (WSU)	2001-04	61
5.	Nick Kays (MSU)	1997-00	60
6.	Steve Hacker (MSU)	1993-95	59
	Ryan Brunner (UNI)	1998-01	59
8.	Joe Carter (WSU)	1979-81	58
	Ryan Duncheon (ILS)	1997-00	58
10.	Phil Stephenson (WSU)	1979-82	57
11.	Matt Cepicky (MSU)	1997-99	51
	Jeff Ryan (WSU)	1996-99	51
13.	Ryan Howard (MSU)	1999-01	50
14.	Mike McDonald (WSU)	1986-89	48
	Boi Rodriguez (INS)	1985-87	48
	Frank Mustari (ILS)	1984-87	48
	Brian Preston (WSU)	1996-99	48
18.	Russ Morman (WSU)	1982-83	47
19.	Mike Davis (WSU)	1978-80	46
20.	Eric Wedge (WSU)	1987-89	45
21.	<b>Jake Burger (MSU)</b>	<b>2015-pr.</b>	<b>44</b>

## BEST MVC STARTS

No.	School (Year)	Start	Finish
1.	Wichita State (1998)	16-0	26-1/1st
2.	Wichita State (1982)	15-0	15-1/1st
	Wichita State (2004)	15-0	28-4/1st
4.	Missouri State (2017)	14-0	NA

## BEST MVC WIN STREAKS

No.	School (Years)	Streak
1.	Wichita State (1981-82)	19
2.	<b>Missouri State (2016-17)</b>	<b>18</b>
	Wichita State (1997-98)	18
4.	Wichita State (2003-04)	16
	Bradley (1949-51)	16

Senior **Bryan Young** has also posted a banner career in Valley play that has included a 6-2 mound mark to go along with an 0.95 earned run average and nine saves in 26 career MVC games. The All-America closer ranks third all-time in saves among Valley hurlers (32) just two shy of matching Jaime Bluma of Wichita State in the No. 2 spot on the list. Marc Bluma (WSU) owns the league's career mark with 44 saves.

**Jake Burger** is also on the cusp of cracking a prestigious MVC career chart with 44 home runs as a Bear. He needs just one more to move into the league's all-time top 20, with Wichita State's Eric Wedge currently occupying the 20th spot with 45 career homers.

## BEARS BY THE NUMBERS

Over the course of their 18-game MVC regular-season win streak, the Bears have hit .311 as a team and out-homered the opposition by a 29-15 margin. MSU has gone deep at least two times in nine of the 18 games and is a perfect 13-0 when taking a lead into the seventh inning during the streak.

Individually, **Blake Graham** has led the Bears with a .409 (27-for-66) average over the course of the win streak. Additionally, **Jeremy Eierman** has hit .377 with nine homers and 30 RBIs over the same stretch and **Jake Fromson** has allowed just four earned runs over 30.0 innings.

## HOLDING SERVE AT HAMMONS

The Bears will be looking to extend a recent home-field advantage of unprecedented proportions in the history of the MSU program. MSU has been successful, both at home and on the road so far in 2017, claiming wins in 15 of its first 20 home dates to go along with 18 road/neutral-field victories. Since the start of the 2015 season, the Bears have posted a 56-16 (.778) record at Hammons Field, including 30 wins in their last 39 home games versus non-conference foes.

Last season, the Bears hit .320 as a team, averaged 8.8 runs per game and out-homered the opposition by a 39-11 margin at Hammons. Over the last three years combined, MSU has batted .312 with 87 home runs at home and nearly doubled the run production of its 72 opponents at Hammons with a 538-297 scoring advantage.

# MISSOURI STATE BASEBALL

Games 48-50 | MISSOURI STATE BEARS vs. INDIANA STATE SYCAMORES | May 12-14 | Springfield, Mo. | Hammons Field (8,000) | KBFL 1060 AM/96.9 FM | The Valley on ESPN3

## MSU RECORD BY POSITION

<b>C-</b>	Millas 29 (21-8), Geha 18 (12-6)
<b>1B-</b>	Paulsen 44 (30-14), Brown 3 (3-0)
<b>2B-</b>	Meyer 41 (28-13), Privitera 6 (5-1)
<b>3B-</b>	Burger 47 (33-14)
<b>SS-</b>	Eierman 47 (33-14)
<b>LF-</b>	Jefferson 36 (25-11), Graham 5 (3-2), Duffy 4 (4-0), Ruff 1 (1-0), Skalnik 1 (0-1)
<b>CF-</b>	Steinmetz 46 (32-14), Duffy 1 (1-0)
<b>RF-</b>	Duffy 26 (20-6), Ruff 8 (4-4), Jefferson 7 (5-2), Graham 5 (4-1), Turner 1 (0-1)
<b>DH-</b>	Graham 19 (16-3), Brown 9 (5-4), Skalnik 7 (4-3), Millas 3 (2-1), Privitera 2 (1-1), Whetstone 2 (1-1), Duffy 1 (0-1), Jefferson 1 (1-0), Geha 1 (1-0), Turner 1 (1-0)
<b>P-</b>	Knutson 12 (10-2), Still 12 (10-2), Coleman 11 (8-3), Knight 7 (4-3), Witherspoon 4 (0-4), Gonnerman 1 (1-0)

## MSU RECORD BY BATTING ORDER

<b>1st-</b>	Steinmetz 46 (32-14), Duffy 1 (1-0)
<b>2nd-</b>	Jefferson 21 (13-8), Paulsen 19 (14-5), Burger 3 (3-0), Duffy 1 (1-0), Eierman 1 (1-0), Graham 1 (1-0), Meyer 1 (0-1)
<b>3rd-</b>	Burger 44 (30-14), Eierman 3 (3-0)
<b>4th-</b>	Eierman 29 (19-10), Paulsen 13 (9-4), Meyer 3 (3-0), Graham 2 (2-0)
<b>5th-</b>	Eierman 13 (9-4), Meyer 13 (10-3), Paulsen 10 (5-5), Graham 8 (6-2), Brown 1 (1-0), Duffy 1 (1-0), Skalnik 1 (1-0)
<b>6th-</b>	Meyer 19 (13-6), Graham 10 (7-3), Duffy 5 (4-1), Jefferson 4 (3-1), Skalnik 3 (0-3), Brown 2 (2-0), Paulsen 2 (2-0), Eierman 1 (1-0), Millas 1 (1-0)
<b>7th-</b>	Millas 15 (12-3), Jefferson 9 (6-3), Graham 5 (5-0), Meyer 5 (2-3), Duffy 4 (4-0), Brown 4 (2-2), Skalnik 3 (2-1), Geha 1 (1-0), Whetstone 1 (0-1)
<b>8th-</b>	Millas 12 (8-4), Jefferson 7 (6-1), Ruff 6 (4-2), Geha 6 (5-1), Duffy 5 (4-1), Privitera 3 (1-2), Graham 2 (1-1), Turner 2 (1-1), Whetstone 2 (2-0), Brown 1 (1-0), Skalnik 1 (1-0)
<b>9th-</b>	Duffy 15 (11-4), Geha 12 (7-5), Privitera 5 (5-0), Brown 4 (2-2), Millas 4 (2-2), Ruff 3 (2-1), Jefferson 3 (3-0), Graham 1 (1-0)

## MSU HIT STREAKS

Category	Current	2017	Career
Jeremy Eierman	8	8	8
Justin Paulsen	7	14	14
Blake Graham	3	11	14
Hunter Steinmetz	2	9	19
Drew Millas	2	5	5
Landan Ruff	2	3	3
John Privitera	2	2	2
Logan Geha	1	2	2
Jake Burger	0	14	14
Aaron Meyer	0	6	20
Jack Duffy	0	4	4
Alex Jefferson	0	4	6
Ryan Skalnik	0	2	2
Danny Rowley	0	1	1
Ben Whetstone	0	1	1

## MSU REACHED BASE STREAKS

Category	Current	2017	Career
Jeremy Eierman	32	32	32
Hunter Steinmetz	12	18	29
Drew Millas	9	9	9
Justin Paulsen	7	24	32
Jack Duffy	5	6	6
Blake Graham	4	11	19
Landan Ruff	3	4	4
Jake Burger	2	23	35
John Privitera	2	6	6
Logan Geha	2	5	5
Ryan Skalnik	1	3	3
Aaron Meyer	0	12	21
Alex Jefferson	0	8	11
Matt Brown	0	5	5
Ben Whetstone	0	2	2
Danny Rowley	0	1	1

## YOUNG LATEST BEAR TO EARN MVC HONOR

For the 10th time in just 12 weeks this season, a Missouri State standout was named Missouri Valley Conference Player or Pitcher of the Week, as **Bryan Young** picked up MVC Pitcher of the Week recognition from the league office Monday after logging two standout relief outings to highlight MSU's series sweep of Southern Illinois last weekend.

Young turned in a pair of dominant outings in Carbondale, earning a save and a victory to help the Bears post their sixth-consecutive Valley series sweep. The right-hander from Kansas City recorded his 32nd save as a Bear by striking out the side to close out Friday's 7-5 victory over the Salukis. He carried an even bigger load in Sunday's series final, holding SIU hitless while striking out three hitters over the final 2 2/3 innings of the 11-inning showdown. Young pitched the Bears out of trouble in both the ninth and 10th innings, stranding the potential winning run in scoring position in each frame en route to earning his first mound victory of the season.

## A.J. ISA-OK

Senior outfielder **Alex Jefferson** was named to CoSIDA's Academic All-District VI Baseball Team for the second consecutive season on May 4 in recognition of his combined performances athletically and in the classroom.

Jefferson, a senior accounting major with a 3.97 grade-point average, has excelled both on and off the field throughout his four-year Missouri State career. The Normal, Ill., product has started 44 of the Bears' 47 games this spring, matching career bests with three home runs and six stolen bases to date. He helped spark MSU's 10-1 start to the season by reaching base safely via a hit, walk or hit by pitch in nine of the Bears' first 10 contests, then turned in a torrid seven-game stretch in March over which he hit .483 with four multi-hit outings and RBIs in five-straight games.

Jefferson picked up the MVC's State Farm Good Neighbor Award in honor of his significant achievements as well. An MVC First-Team Scholar-Athlete honoree last season as well, Jefferson is a three-time MVFC Commissioner's Academic Excellence Award-winner, as well as a Maroon and White Scholar-Athlete in each of the last three years. He also garnered the MVC Elite 18 Award as the 2016 MVC Tournament's top academic performer.

## BEARS IN THE NATIONAL SPOTLIGHT

Several Bears are turning heads on the national level, led by **Jake Burger**, who ranks second among all Division I players in runs scored (60) entering play this weekend. Burger also ranks third in homers (19), fifth in total bases (131) and 14th in slugging (.704), while **Jeremy Eierman** is fourth in total bases (133), fifth in homers (18). The sophomore also ranks ninth in slugging (.715), 12th in runs (54) and 19th in RBIs (55).

On the mound, **Jake Fromson** also rates among the top hurlers in the country with the sixth-best WHIP (0.81) in the Division I ranks. The junior also ranks 12th in hits allowed per nine innings (5.33).

As a team, the Bears rank fifth in walks (276), which is just 41 shy of the school record of 317, set two years ago. MSU's 12 shutouts as a staff rank 13th nationally, while its team on-base percentage (.398) ranks 18th and its WHIP of 1.23 is the 19th-best figure in the Division I ranks.

## DIGGING THE LONG BALL

After the MSU duo of Spencer Johnson and **Jake Burger** teamed up to post the top combined home run total in the country last spring, the Bears can boast the top 1-2 power punch in Division I baseball again this season. Burger is once again a key component in the middle of the MSU order with a Valley-best 19 long balls to date, while sophomore shortstop **Jeremy Eierman** is right on his heels with 18 after clubbing a the deciding three-run blast in the Bears' 11-inning win at SIU on Sunday. The duo, which ranks third and fifth nationally, leads Eastern Illinois' Dougie Parks (15) and Matt Albert (14) by eight home runs for the Division I lead in combined homers by teammates. Last year, Burger and Johnson combined to hit 45 homers, which ranked as the second-best total for MSU teammates in program history, just 10 behind the 1999 combination of Matt Cepicky (30) and Jon Hale (25).

Individually, Burger is tied for third nationally with Mississippi State's Brent Rooker behind only Morehead State's Niko Hulsizer (21) and Eastern Kentucky's Ben Fisher (20) in the Division I home run race. As a team, the Bears rank 12th in the nation with their 62 home runs this season.

MSU recorded at least one home run in 16-straight games from April 7 to May 2, marking their longest such streak since 1999. MSU hit a total of 31 long balls as a team over the same stretch, led by Burger and Eierman, who each hit seven round-trippers during the streak. For the season, MSU is a perfect 17-0 when hitting two or more home runs in a game, but just 16-14 when recoding one long ball or less.

## 2017 HONORS

### Jake Burger

- Collegiate Baseball National Player of the Week (April 24)
- Perfect Game Midseason All-America (first team)
- MVC Player of the Week (March 13, March 27, April 24)
- USA Baseball Golden Spikes Award Watch List
- Baseball America Preseason All-America (first team)
- D1Baseball Preseason All-America (first team)
- NCBWA Preseason All-America (first team)
- Perfect Game Preseason All-America (first team)
- Collegiate Baseball Preseason All-America (second team)
- Preseason All-MVC

### Jack Duffy

- MVC Player of the Week (April 17)

### Jeremy Eierman

- Brooks Wallace Award Watch List
- MVC Player of the Week (Feb. 20, March 6, April 10)
- Collegiate Baseball National Player of the Week (March 6)

### Alex Jefferson

- State Farm MVC Good Neighbor Award
- CoSIDA Academic All-District VI

### Austin Knight

- MVC Pitcher of the Week (March 27)

### Jordan Knutson

- MVC Scholar-Athlete of the Week (Feb. 21, April 11)
- MVC Pitcher of the Week (April 10)
- Collegiate Baseball National Player of the Week (April 10)

### Bryan Young

- NCBWA Stopper of the Year Award Watch List
- MVC Pitcher of the Week (May 8)
- Preseason All-MVC

# MISSOURI STATE BASEBALL

Games 48-50 | MISSOURI STATE BEARS vs. INDIANA STATE SYCAMORES | May 12-14 | Springfield, Mo. | Hammons Field (8,000) | KBFL 1060 AM/96.9 FM | The Valley on ESPN3

## 2017 MULTI-HIT GAMES

Name	2	3	4	5+	Total
Jake Burger	17	4	0	0	21
Jeremy Eierman	12	4	2	0	17
Hunter Steinmetz	16	1	0	0	17
Justin Paulsen	9	6	1	0	16
Aaron Meyer	8	4	0	0	12
Blake Graham	8	3	0	0	11
Alex Jefferson	7	3	0	0	10
Drew Millas	6	2	0	0	8
Jack Duffy	4	3	0	0	7
Landan Ruff	2	0	0	0	2
Logan Geha	1	0	0	0	1
John Privitera	1	0	0	0	1
Team	91	30	3	0	124

## CAREER MULTI-HIT GAMES

Name	2	3	4	5+	Total
Jake Burger	51	14	5	0	70
Justin Paulsen	33	14	1	0	48
Aaron Meyer	27	12	1	0	40
Hunter Steinmetz	31	8	0	0	39
Blake Graham	28	8	1	0	37
Jeremy Eierman	22	7	4	1	34
Alex Jefferson	14	7	0	0	21
Drew Millas	6	2	0	0	8
Jack Duffy	4	3	0	0	7
Landan Ruff	2	0	0	0	2
Logan Geha	1	0	0	0	1
John Privitera	1	0	0	0	1
Team	221	75	12	1	309

## 2017 MULTI-RBI GAMES

Name	2	3	4	5+	Total
Jake Burger	7	4	2	1	14
Jeremy Eierman	6	5	1	2	14
Justin Paulsen	6	6	0	0	12
Aaron Meyer	7	0	0	1	8
Hunter Steinmetz	5	3	0	0	8
Drew Millas	5	1	0	0	6
Blake Graham	4	0	1	1	6
Landan Ruff	2	1	0	0	3
Jack Duffy	2	1	0	0	3
Alex Jefferson	1	1	0	0	2
John Privitera	0	0	1	0	1
Ryan Skalnik	0	1	0	0	1
Team	45	23	5	5	78

## CAREER MULTI-RBI GAMES

Name	2	3	4	5+	Total
Jake Burger	17	18	5	3	43
Justin Paulsen	26	12	2	0	40
Jeremy Eierman	14	8	5	2	29
Blake Graham	18	4	1	1	24
Aaron Meyer	13	1	1	1	16
Hunter Steinmetz	11	5	0	0	16
Alex Jefferson	4	5	0	0	9
Drew Millas	4	1	0	0	5
Jack Duffy	2	1	0	0	3
Landan Ruff	2	1	0	0	3
Ryan Skalnik	0	1	0	0	1
John Privitera	0	0	1	0	1
Team	111	57	15	7	190

## CAREER GAME-WINNING RBI

Name	'14	'15	'16	'17	Total
Jake Burger	-	2	5	8	15
Justin Paulsen	-	7	2	5	14
Jeremy Eierman	-	-	3	5	8
Blake Graham	0	2	1	3	6
Aaron Meyer	0	0	3	2	5
Hunter Steinmetz	-	-	3	2	5
Alex Jefferson	0	0	1	2	3
Drew Millas	-	-	-	2	2
Jack Duffy	-	-	-	1	1
Ryan Skalnik	-	-	0	1	1
Landan Ruff	-	0	0	1	1
Team	0	11	18	32	61

## YOUNG TOPS MSU SAVES, ERA LISTS

Missouri State closer **Bryan Young** was one of 60 players named to the National Collegiate Baseball Writers Association's initial watch list for its 2017 Stopper of the Year Award, given annually to the top relief pitchers in Division I baseball.

A 2017 preseason All-Missouri Valley Conference selection, Young is coming off one of the more dominant two-year stretches ever produced by a Bears reliever. He became Missouri State's 10th first-team All-American after setting a school record with 16 saves in 2015. The right-hander led the MVC and ranked third nationally in saves, while logging a perfect 7-0 record and a 1.30 earned run average. The MSU closer earned first-team All-America recognition from the NCBWA, as well as third-team honors from both *Perfect Game* and *Collegiate Baseball* at the conclusion of the season.

Young, who was one of five finalists for the 2015 NCBWA Stopper of the Year Award, picked up right where he left off as a sophomore, logging a 1.31 earned run average, while saving 11 games in his 24 mound appearances last season.

The Kansas City, Mo., native owns MSU career records for ERA (1.52) and saves (32), ranking second and fourth in the same categories among all active Division I pitchers, respectively. A two-time All-MVC selection, Young was named to the NCBWA's Stopper of the Year Award watch list for the third-consecutive season in late April and has an 0.47 ERA and five saves for the year.

## THRICE AS NICE

Not only have **Jake Burger** and **Jeremy Eierman** inflicted a healthy portion of damage on opposing pitching staffs this spring, but senior first baseman **Justin Paulsen** has made things triple tough on MSU foes. Together, the trio has combined to hit .340 (187-for-550) with 150 runs scored and 146 more driven in this season.

Overall this spring two of the three combine to rank first and second in five different offensive categories (slugging percentage, on-base percentage, runs scored, home runs, RBIs and total bases). Including **Blake Graham**, the Bears own four of the top six spots on the Valley's overall OBP leaderboard.

## INSTA-GRAHAM

Since his return to the Missouri State lineup on March 31 following a five-week layoff due to injury, **Blake Graham** has provided instant offense for an already-potent Bears' batting order. The senior has batted a team-high .381 (32-for-84) with five home runs and 23 RBIs to help MSU go 18-5 overall and post its best-ever MVC start. For the week of April 17-23, the Edwardsville, Ill., product hit .526 overall, including an unconscious stretch versus Wichita State over which he went 8-for-11 (.727) with 10 RBIs in a three-game MSU sweep.

Graham, who leads the Valley in on-base percentage (.460), was the Bears' hottest hitter in the month of April, hitting .415 in 18 games. He has also enjoyed the friendly confines of Hammons Field in 2017, batting a team-high .462 (18-for-39) in his 12 home appearances this spring.

## LIFTING THE LID

With its 12-1 win over Rhode Island, Missouri State is now 23-12 in season openers under head coach **Keith Guttin** and 35-19 overall in such affairs. The Bears' big win over the preseason Atlantic 10 Conference favorite marked their fifth-consecutive opening day victory. Additionally, MSU's 12 runs matched their 2016 opening day offensive output as its best since the 2004 season opener (13 runs vs. Little Rock). The Bears have employed a potent offensive attack in recent years, totaling 41 runs in their last four season debuts.

## WELCOME WAGON

Despite returning 15 letterwinners and six regular position starters from last year's 38-21 club, MSU has had several newcomers log substantial playing time over the first 10 weeks of the season. The Bears' opening day lineup featured three newcomers, including catcher **Logan Geha**, designated hitter **Matt Brown** and starting pitcher **Doug Still**, while freshmen **Drew Millas** and **Jack Duffy** drew starting assignments in game two vs. Stony Brook, and rookie left-hander **Nate Witherspoon** got the mound start in game three against McNeese.

A total of 12 different Bears made their MSU debuts in the Lake Area Classic, led by the performance of Still, who earned the win over Rhode Island after allowing just one run in 6.0 innings. Millas came through with a key two-out, two-run double to help ice the 7-0 win over Stony Brook, plated another with a two-out hit in MSU's win at Oral Roberts (Feb. 21), then provided the go-ahead tally in the 11th at Lipscomb (Feb. 25) with his first home run as a Bear.

Perhaps the biggest blow from a newcomer came at ORU, as **Ryan Skalnik** put the Bears on top for good with a bases-loaded double, before **Trey Turner** helped shut down the Golden Eagle attack with 2.1 innings of no-hit relief to earn the victory in his first mound outing as a Bear.

## NCAA DIVISION I ACTIVE SAVES LEADERS

No.	Player	School	Saves
1	Stephen Villines	Kansas	38
2	Eddie Muhl	George Washington	37
3	Dylan Moore	Louisiana-Lafayette	35
4	<b>Bryan Young</b>	<b>Missouri State</b>	<b>32</b>
	Sam Donko	VCU	32
6	Ryan Thomas	Marist	29
7	Conner O'Neil	CSUN	28
8	Ryan Netemeyer	Southern Illinois	27
9	Collin Kober	McNeese State	26
10	Tyler Barss	Rhode Island	25

## NCAA DIVISION I ACTIVE ERA LEADERS

No.	Player	School	ERA
1	Sean Mooney	St. John's	1.07
2	<b>Bryan Young</b>	<b>Missouri State</b>	<b>1.52</b>
3	Hunter Newman	LSU	1.53
4	JB Olson	Oklahoma	1.59
5	Dylan Moore	Louisiana-Lafayette	1.74
6	Trey Cumble	Houston	1.91
7	Matthew Naylor	North Florida	1.95
8	Brendan McKay	Louisville	2.02
9	David Gerber	Creighton	2.06
10	Nate Harris	Louisiana Tech	2.07

# MISSOURI STATE BASEBALL

Games 48-50 | MISSOURI STATE BEARS vs. INDIANA STATE SYCAMORES | May 12-14 | Springfield, Mo. | Hammons Field (8,000) | KBFL 1060 AM/96.9 FM | The Valley on ESPN3

## NCBWA POLL (May 8)

No.	Team	W-L	Last
1	Oregon State	38-4	1
2	Louisville	42-6	2
3	North Carolina	37-9	3
4	Texas Tech	39-13	4
5	TCU	35-11	6
6	Florida	35-13	10
7	Clemson	35-12	7
8	Virginia	36-11	9
9	Mississippi State	32-17	13
10	Kentucky	32-16	5
11	LSU	31-16	12
12	Long Beach State	30-15-1	11
13	Arizona	31-15	17
14	Stanford	30-13	15
15	Auburn	32-17	8
16	Cal State Fullerton	28-16	16
17	Arkansas	35-13	14
18	St. John's	34-8	21
19	Wake Forest	32-14	20
20	Michigan	35-11	19
21	Southern Miss	37-12	22
22	Texas A&M	34-15	18
23	USF	37-10	23
24	Missouri State	33-14	25
25	Houston	30-17	28

## USA TODAY COACHES POLL (May 8)

No.	Team	W-L	Points
1	Oregon State	38-4	775
2	Louisville	42-6	740
3	North Carolina	37-9	715
4	Texas Tech	39-13	658
5	Florida	35-13	631
6	TCU	35-11	607
7	Clemson	35-12	548
8	Kentucky	32-16	491
9	Mississippi State	32-17	488
10	Virginia	36-11	473
11	LSU	32-16	468
12	Long Beach State	30-15-1	442
13	Stanford	30-13	421
14	Auburn	32-17	350
15	Cal State Fullerton	28-16	298
16	Arkansas	35-13	257
17	Michigan	35-11	256
18	Arizona	31-15	248
19	Texas A&M	34-15	220
20	Wake Forest	32-14	205
21	Southern Miss	37-12	198
22	St. John's	34-8	170
23	USF	37-10	123
24	Missouri State	33-14	77
25	Florida State	31-18	29

## COLLEGIATE BASEBALL POLL (May 8)

No.	Team	W-L	Last
1	Oregon State	38-4	497
2	Louisville	42-6	495
3	North Carolina	37-9	494
4	TCU	35-11	490
5	Texas Tech	39-13	488
6	Mississippi State	32-17	486
7	Florida	35-13	484
8	Kentucky	32-16	480
9	Clemson	35-12	478
10	LSU	32-16	477
11	Stanford	30-13	475
12	Long Beach State	30-15-1	470
13	Missouri State	33-14	468
14	Virginia	36-11	466
15	Arkansas	35-13	465
16	Auburn	32-17	463
17	Kent State	31-13	460
18	BYU	29-14	458
19	Arizona	31-15	455
20	St. John's	34-8	453
21	Southern Miss	37-12	453
22	Cal State Fullerton	28-16	450
23	Wake Forest	32-14	448
24	UT Arlington	29-18	445
25	Vanderbilt	29-18	442
26	Nebraska	29-16-1	439
27	Loyola Marymount	30-14	436
28	UCLA	24-20	432
29	Coastal Carolina	30-16-1	430
30	South Carolina	27-19	428

## BEARS IN THE PRO RANKS

Former Missouri State baseball standout **Buddy Baumann** became the 17th Bear to receive a call up to big leagues last July, when the San Diego Padres made the move official by promoting the Rogersville, Mo., product to their 25-man Major League roster.

Prior to being selected by Kansas City in the seventh round of the 2009 MLB Draft, Baumann went 18-8 with a 4.09 ERA over his three-year Missouri State career, striking out 215 batters in three to rank among the school's all-time leaders. He earned second-team All-America honors from the ABCA and *Collegiate Baseball* after going 11-1 with a 3.23 ERA as a junior in 2009. Baumann is one of four former Bears currently in big league spring training camps, joining **Ross Detwiler** (A's), **Pierce Johnson** (Cubs) and **Brad Ziegler** (Marlins), while eight additional former MSU standouts remain active in the minor league ranks.

Last summer, two MSU seniors — **Spencer Johnson** and **Sam Perez** — were among those taken in the 2016 Major League Baseball First-Year Player Draft. Perez was the first Missouri Valley Conference player to be chosen in the draft, as the Miami Marlins selected the right-hander in the fifth round with the 143rd overall pick on the second day of the 40-round amateur draft. The following day, Johnson heard his name called by the Houston Astros in the 16th round with the 487th overall pick.

With the selections of Johnson and Perez, Missouri State extended an impressive string of talent production that has resulted in at least one Bear being picked in 30 of the last 31 MLB Drafts dating back to 1986. Overall, the Bears have produced 136 players who have gone on to sign professional contracts over their 53 years as a varsity program, including 116 during **Keith Guttin's** 34-year tenure as head coach.

## WHAT'S ON TAP

The Bears' 2017 schedule will feature a total of 54 games, including 23 home dates and match-ups against six different 2016 NCAA Tournament teams. In all, the Bears are slated to play 29 games against 13 different opponents that rated among the top 125 RPI-finishers a year ago, including 13 contests against NCAA Regional qualifiers.

Highlighting the home portion of the schedule will be three-game non-conference series against Central Arkansas (March 3-5) and Memphis (March 17-19), as well as midweek games regional rivals Oral Roberts (March 28), Kansas (April 4), Arkansas (April 11) and Missouri (April 25). The Bears will host four Missouri Valley Conference weekend series, beginning with a three-game league-opening set against Bradley (March 31-April 2) and continuing with match-ups against Dallas Baptist (April 7-9), Wichita State (April 21-23) and Indiana State (May 12-14). The 2017 MVC Baseball Championship returns to Hammons Field for the first time in five years and the fourth time overall, May 24-27, with the champion earning the league's automatic NCAA Tournament bid.

## RECENT BEARS IN THE MLB DRAFT

Year	Player	Team	Round/Overall
2016	Sam Perez	MIA	5th/143
	Spencer Johnson	HOU	16th/487
2015	Jon Harris	TOR	1st/29
	Tate Matheny	BOS	4th/111
	Matt Hall	DET	6th/190
	Joey Hawkins	STL	40th/1211
2014	Cody Schumacher	STL	36th/1095
2013	Nick Petree	STL	9th/275
	Grant Gordon	LAA	10th/307
	Luke Voit	STL	22nd/665
2012	Pierce Johnson	CHC	1st-Comp/43
	Kevin Medrano	ARI	18th/573
2011	Dan Kickham	DET	33rd/1007
2010	Mike Kickham	SF	6th/198
	Aaron Meade	LAA	10th/324
	Pat Doyle	CIN	24th/727
2009	Ben Carlson	CLE	6th/185
	Buddy Baumann	KC	7th/212
	Brayden Drake	SD	12th/354
	Tim Clubb	CHC	29th/890
	Dallas Hord	MIA	32nd/968
2008	Ryan Mantle	SF	19th/567
	Matt Frevert	STL	28th/845
2007	Ross Detwiler	WSH	1st/6
	Scott Carroll	CIN	3rd/104
	Matt Lawson	TEX	14th/440
	Jake Shafer	NYG	41st/1243
2006	Brett Sinkbeil	MIA	1st/19
	Chris Krawczyk	DET	22nd/652
2004	Brooks Colvin	DET	13th/373
	Derek Drage	PIT	21st/622
	Jeff Gray	OAK	32nd/967
2003	Shaun Marcum	TOR	3rd/80
	Bob Zimmermann	LAA	4th/120
	Chad Mulholland	TOR	8th/230
	Tony Piazza	NYM	12th/349
	Brad Ziegler	PHI	20th/525

## BEARS ON THE AIR

Once again in 2017, Meyer Communications is slated to provide live radio coverage of all 54 Missouri State regular-season games, plus all Bears' games in the Missouri Valley Conference Tournament and any 2017 postseason play. The broadcasts can be heard primarily on **KBFL 1060 AM** and **96.9 FM** in Springfield with Art Hains, Rob Evans and Corey Riggs describing the action. An online audio stream is available through KBFL's website via [RadioSpringfield.com](http://RadioSpringfield.com).

Additionally, fans can keep tabs on the Bears through **The Valley on ESPN3**, under the MVC's media rights agreement that will provide increased coverage of conference events across ESPN platforms through the 2023-24 academic year. This spring, nine different MSU home baseball games will be broadcast on ESPN3.

## BEARS TV BROADCAST SCHEDULE

Date	Opponent	Outlet	Time
April 2	Bradley	ESPN3	1:02 p.m.
April 7	Dallas Baptist	ESPN3	6:32 p.m.
April 8	Dallas Baptist	ESPN3	2:02 p.m.
April 11	Arkansas	ESPN3	6:32 p.m.
April 21	Wichita State	ESPN3	6:32 p.m.
April 22	Wichita State	ESPN3	2:02 p.m.
April 25	Missouri	ESPN3	6:32 p.m.
May 12	Indiana State	ESPN3	6:32 p.m.
May 13	Indiana State	ESPN3	2:02 p.m.

# MISSOURI STATE BASEBALL

Games 48-50 | MISSOURI STATE BEARS vs. INDIANA STATE SYCAMORES | May 12-14 | Springfield, Mo. | Hammons Field (8,000) | KBFL 1060 AM/96.9 FM | The Valley on ESPN3

## INDIVIDUAL MVC RANKINGS

Category	Rank	Raw
<b>Batting Average</b>		
Blake Graham	4th	.343
Justin Paulsen	5th	.343
Jake Burger	t-7th	.338
Jeremy Eierman	t-7th	.338
<b>Slugging Percentage</b>		
Jeremy Eierman	1st	.715
Jake Burger	2nd	.704
Blake Graham	5th	.598
<b>On-Base Percentage</b>		
Blake Graham	1st	.460
Jake Burger	2nd	.453
Jeremy Eierman	3rd	.447
Justin Paulsen	6th	.433
<b>RBIs</b>		
Jeremy Eierman	1st	55
Jake Burger	2nd	53
Justin Paulsen	9th	38
<b>Runs</b>		
Jake Burger	1st	60
Jeremy Eierman	2nd	54
Hunter Steinmetz	6th	44
<b>Hits</b>		
Jake Burger	t-3rd	63
Jeremy Eierman	t-3rd	63
Justin Paulsen	6th	61
<b>Doubles</b>		
Justin Paulsen	t-5th	15
Jeremy Eierman	t-7th	14
<b>Home Runs</b>		
Jake Burger	1st	19
Jeremy Eierman	2nd	18
<b>Total Bases</b>		
Jeremy Eierman	1st	133
Jake Burger	2nd	131
<b>Walks</b>		
Hunter Steinmetz	t-1st	36
Jake Burger	3rd	35
Jeremy Eierman	5th	29
<b>Stolen Bases</b>		
Jeremy Eierman	t-7th	9
<b>Earned Run Average</b>		
Jake Fromson	1st	2.17
Doug Still	4th	2.77
Austin Knight	5th	3.42
<b>Opponent Batting Average</b>		
Jake Fromson	1st	.162
Austin Knight	5th	.235
Doug Still	7th	.242
<b>Innings Pitched</b>		
Doug Still	2nd	74.2
Jordan Knutson	3rd	74.0
Dylan Coleman	5th	69.1
<b>Wins</b>		
Dylan Coleman	t-2nd	6
Jake Fromson	t-2nd	6
Doug Still	t-2nd	6
Jordan Knutson	t-7th	5
<b>Saves</b>		
Bryan Young	6th	5
<b>Strikeouts</b>		
Jordan Knutson	t-3rd	75
Jake Fromson	5th	65
Dylan Coleman	t-6th	63
Doug Still	t-6th	63

## MSU TEAM MVC RANKINGS

Category	Rank (of 8)	Raw
Batting average	2nd	.282
Slugging percentage	2nd	.458
On-base percentage	1st	.399
Runs	2nd	342
Hits	2nd	458
RBIs	1st	317
Doubles	3rd	93
Triples	7th	4
Home runs	2nd	62
Total bases	2nd	745
Walks	1st	276
Stolen bases	5th	35
ERA	1st	3.68
Opposing Batting Average	1st	.231
Strikeouts	1st	418
Wins	1st	33
Saves	t-6th	6
Fielding percentage	2nd	.975

## STARTING PITCHERS GAME-BY-GAME

### Dylan Coleman

Date	Opponent	IP	H	R	ER	BB	SO	WP	BK	HBP	Score	Record
2/18	vs. Stony Brook	2.0	2	0	0	0	1	0	0	0	(ND) 7-0	0-0
2/21	at Oral Roberts	*4.1	4	4	1	0	7	2	0	1	(ND) 9-5	0-0
2/26	at Middle Tennessee	*7.0	1	0	0	3	8	1	0	0	(W) 5-0	1-0
3/4	vs. Central Arkansas	*5.2	8	3	3	3	4	0	0	2	(ND) 5-3	1-0
3/11	at Minnesota	*7.0	4	2	2	0	7	1	0	2	(W) 7-2	2-0
3/18	vs. Memphis	*3.0	6	5	5	4	4	0	0	0	(L) 5-6	2-1
3/24	at Central Michigan-2	*6.1	4	1	1	4	7	1	0	0	(ND) 1-2	2-1
4/1	vs. Bradley	*7.0	8	3	3	3	5	0	0	2	(W) 13-3	3-1
4/8	vs. Dallas Baptist	*6.0	4	4	4	3	5	0	0	0	(W) 11-8	4-1
4/14	at New Mexico	*4.2	7	6	6	4	1	4	0	1	(L) 5-9	4-2
4/23	vs. Wichita State-1	*7.0	6	4	3	1	5	1	0	0	(W) 13-4	5-2
4/28	at Evansville	4.2	3	5	5	5	7	1	0	1	(W) 13-8	6-2
5/6	at Southern Illinois	*4.2	8	6	6	4	2	1	0	0	(ND) 19-9	6-2

### Austin Knight

Date	Opponent	IP	H	R	ER	BB	SO	WP	BK	HBP	Score	Record
3/1	at Arkansas State	*5.0	4	0	0	2	6	0	0	0	(W) 13-0	1-0
3/7	at Oklahoma State	3.2	3	1	1	2	2	1	0	1	(ND) 3-7	1-0
3/15	at Southeast Missouri	*4.0	3	4	4	3	7	0	0	0	(ND) 4-5	1-0
3/21	vs. New Orleans	*7.0	5	0	0	2	1	1	0	0	(W) 7-2	2-0
3/28	vs. Oral Roberts	*6.0	4	3	3	4	2	1	1	0	(L) 1-3	2-1
4/14	at New Mexico	3.1	3	3	3	2	1	1	0	1	(ND) 5-9	2-1
4/18	at Missouri	*5.0	8	3	2	0	4	0	0	0	(ND) 5-3	2-1
4/15	vs. Missouri	*6.2	3	0	0	0	5	0	0	1	(W) 5-1	3-1
5/2	at Kansas	*5.1	5	6	5	1	6	1	0	0	(L) 5-8	3-2
5/7	at Southern Illinois	1.1	1	0	0	1	3	0	0	0	(ND) 7-4	3-2

### Jordan Knutson

Date	Opponent	IP	H	R	ER	BB	SO	WP	BK	HBP	Score	Record
2/18	vs. Stony Brook	*7.0	3	0	0	0	2	0	0	0	(W) 7-0	1-0
2/25	at Lipscomb	*7.0	6	3	3	1	9	1	0	0	(ND) 6-4	1-0
3/3	vs. Central Arkansas	*5.1	6	0	0	2	8	0	0	0	(W) 5-0	2-0
3/10	at Minnesota	*7.0	4	3	3	0	7	1	0	1	(L) 2-5	2-1
3/17	vs. Memphis	*7.0	8	5	5	3	3	1	0	0	(W) 9-5	3-1
3/24	at Central Michigan	*7.0	5	1	1	3	3	0	0	0	(W) 12-1	4-1
3/31	vs. Bradley	*6.0	8	2	2	0	7	2	0	0	(ND) 5-3	4-1
4/7	vs. Dallas Baptist	*8.0	2	1	1	2	13	2	0	0	(W) 5-1	5-1
4/13	at New Mexico	*4.1	10	8	8	2	2	2	0	1	(L) 8-17	5-2
4/18	at Missouri	1.0	1	0	0	1	1	1	0	0	(ND) 5-3	5-2
4/22	vs. Wichita State	*5.2	4	4	3	2	6	2	0	1	(ND) 12-5	5-2
4/28	at Evansville	*3.0	5	3	3	0	4	2	0	0	(ND) 13-8	5-2
5/2	at Kansas	0.2	2	0	0	0	2	0	0	0	(ND) 5-8	5-2
5/5	at Southern Illinois	*6.0	7	5	3	1	5	0	0	1	(ND) 7-5	5-2

### Doug Still

Date	Opponent	IP	H	R	ER	BB	SO	WP	BK	HBP	Score	Record
2/17	vs. Rhode Island	*6.0	5	1	1	2	3	0	0	1	(W) 12-1	1-0
2/24	at Belmont	*4.1	3	5	5	3	5	0	0	2	(ND) 7-5	1-0
3/5	vs. Central Arkansas	*4.1	2	0	0	5	5	0	0	0	(ND) 4-0	1-0
3/12	at Minnesota	*7.0	7	1	1	1	8	0	0	0	(W) 12-3	2-0
3/19	vs. Memphis	*5.1	6	3	2	1	7	0	0	0	(ND) 4-5	2-0
3/26	at Central Michigan	*5.0	7	6	2	2	7	0	0	0	(L) 4-7	2-1
4/2	vs. Bradley	*7.0	4	2	2	1	4	0	0	0	(W) 9-2	3-1
4/9	vs. Dallas Baptist	*7.0	6	1	1	1	8	0	1	0	(W) 7-3	4-1
4/15	at New Mexico	*9.0	5	0	0	1	1	0	1	1	(W) 8-0	5-1
4/23	vs. Wichita State-2	*7.0	5	1	1	3	5	0	0	0	(W) 8-1	6-1
4/29	at Evansville	*5.2	9	5	4	1	5	1	0	1	(ND) 9-5	6-1
5/7	at Southern Illinois	*7.0	8	4	4	0	5	0	0	0	(ND) 7-4	6-1

### Nate Witherspoon

Date	Opponent	IP	H	R	ER	BB	SO	WP	BK	HBP	Score	Record
2/19	at McNeese State	*4.0	6	4	3	1	1	1	1	1	(L) 3-4	0-1
3/1	at Arkansas State	2.0	0	0	0	4	0	0	0	0	(ND) 13-0	0-1
3/4	vs. Central Arkansas	1.0	0	0	0	1	1	0	0	0	(W) 5-3	1-1
3/7	at Oklahoma State	*3.1	5	5	5	2	6	0	0	1	(L) 3-7	1-2
3/18	vs. Memphis	3.0	4	0	0	1	3	1	0	0	(ND) 5-6	1-2
3/28	vs. Oral Roberts	1.0	1	0	0	0	1	0	0	0	(ND) 1-3	1-2
4/4	vs. Kansas	*4.0	4	1	1	2	5	0	0	0	(ND) 2-4	1-2
4/11	vs. Arkansas	*3.0	8	4	4	1	6	1	0	0	(L) 4-12	1-3
4/17	at Saint Louis	5.1	3	3	3	2	2	0	0	0	(W) 15-8	2-3
4/23	vs. Wichita State-1	2.0	1	0	0	0	1	0	0	0	(ND) 13-4	2-3
4/23	vs. Wichita State-2	0.1	0	0	0	1	1	0	0	0	(ND) 8-1	2-3
5/2	at Kansas	1.0	1	0	0	0	1	0	0	0	(ND) 5-8	2-3
5/6	at Southern Illinois	1.2	2	1	1	0	1	0	0	0	(W) 19-9	3-3

\* game started


## STARTER/BULLPEN BREAKDOWN

Pitching	W-L	ERA	IP	H	ER	BB	SO	HR	B/Avg.
Starters	19-10	4.09	264.0	254	120	82	240	21	.252
Bullpen	14-4	2.97	154.2	108	51	69	178	11	.193
<b>Total</b>	<b>33-14</b>	<b>3.68</b>	<b>418.2</b>	<b>362</b>	<b>171</b>	<b>151</b>	<b>418</b>	<b>32</b>	<b>.231</b>

# MISSOURI STATE BASEBALL

Games 48-50 | MISSOURI STATE BEARS vs. INDIANA STATE SYCAMORES | May 12-14 | Springfield, Mo. | Hammons Field (8,000) | KBFL 1060 AM/96.9 FM | The Valley on ESPN3

## RETIRED NUMBERS



### Bill Rowe

On Saturday, May 8, 2004, former head baseball coach and director of athletics **Bill Rowe** became the first person in the 48-year history of the MSU baseball program to have his number retired.

Rowe guided the baseball Bears as head coach for 19 years from the start of the program in 1964 through its final season in NCAA Division II in 1982. He led the Bears to a 394-230-1 record and four Division II College World Series appearances. Under Rowe, the Bears finished as national runners-up in 1969 and finished third nationally in 1970 (just the sixth and seventh years of the program). As athletic director, Rowe guided the Bears from

Division II to Division I and saw the Bears change leagues from the MIAA and Mid-Continent Conferences to a current membership in the Missouri Valley Conference.

The retirement ceremony for Rowe's jersey was held prior to the Bears' doubleheader against Illinois State.

The indoor practice facility at Hammons Field also bears Rowe's name as of January 30, 2010.



### Ryan Howard

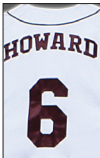
On Dec. 18, 2010, Missouri State retired the No. 6 jersey of former Bear and 2006 National League Most Valuable Player **Ryan Howard** at JQH Arena.

A St. Louis native who played at Missouri State from 1999-2001, Howard finished his collegiate career with 50 home runs, 183 RBIs and a .335 career average in 172 games. He was the 1999 Missouri Valley Conference Freshman of the Year and MSU's A.E. "Ted" Willis Most Valuable Player in 2000.

Since being drafted by Philadelphia in the fifth round of the 2001 draft, Howard has enjoyed a standout professional career. His long list of accomplishments as a member of

the Phillies includes 2005 National League Rookie of the Year, 2006 NL MVP, 2006 Home Run Derby champion, 2008 World Series champion, 2009 NLCS MVP and three All-Star selections.

Howard debuted with the Phillies in 2004, accumulating a career batting average of .258 with 382 homers and 1,194 RBIs in 1,572 MLB games over 13 seasons.



## BEARS IN THE BIGS

- Scott Bailes
- Mark Bailey
- Buddy Baumann\* (San Diego Padres)
- Scott Carroll
- Matt Cepicky
- Ross Detwiler\* (Oakland Athletics)
- Bart Evans
- Jeff Gray
- Jason Hart
- Ryan Howard
- Mike Kickham
- Shaun Marcum
- Bill Mueller
- Matt Palmer
- John Rheinecker
- Brett Sinkbeil
- Brad Ziegler\* (Miami Marlins)

\*Active on MLB roster

## SERIES BREAKDOWN

Series	W-L	Hitting						Pitching		
		Avg.	R	2B	HR	SB	FLD%	ERA	SO/BB	BAA
Rhode Island	1-0	.281	12	3	2	0	1.000	1.00	7/1	.219
Stony Brook	1-0	.219	7	3	2	2	.977	0.00	3/0	.172
McNeese State	0-1	.188	3	1	1	0	.972	3.38	5/2	.259
Oral Roberts	1-1	.243	10	4	0	0	.974	2.00	19/7	.197
Belmont	1-0	.351	7	3	0	1	1.000	5.00	11/3	.194
Lipscomb	1-0	.283	6	1	3	2	1.000	3.27	18/2	.200
Middle Tennessee	1-0	.265	5	4	0	0	.949	0.00	10/3	.067
Arkansas State	1-0	.219	13	2	0	0	.943	0.00	13/3	.161
Central Arkansas	3-0	.245	14	3	6	1	.982	1.00	30/13	.181
Oklahoma State	0-1	.188	3	1	1	2	1.000	7.88	9/6	.310
Minnesota	2-1	.245	21	6	5	5	.963	2.77	29/4	.182
Southeast Missouri	0-1	.273	4	0	0	0	.973	5.40	14/6	.258
Memphis	1-2	.340	18	6	3	4	.983	5.00	30/7	.284
New Orleans	1-0	.371	7	2	0	1	1.000	2.00	5/3	.233
Central Michigan	1-2	.307	17	4	0	4	.958	2.13	22/11	.234
Bradley	3-0	.309	27	8	5	0	.983	2.33	22/6	.223
Kansas	0-2	.266	7	1	1	0	.973	4.76	23/9	.262
Dallas Baptist	3-0	.293	23	5	10	4	.983	4.00	32/9	.204
Arkansas	0-1	.257	4	3	1	0	.943	11.0	12/5	.409
New Mexico	1-2	.304	21	5	4	2	.974	9.36	8/16	.306
Saint Louis	1-0	.325	15	5	3	1	.976	7.00	5/4	.235
Missouri	2-0	.238	10	3	4	0	.964	1.00	17/1	.209
Wichita State	3-0	.368	33	6	5	2	.974	2.67	25/9	.204
Evansville	2-0	.257	22	5	3	2	.970	6.00	22/10	.254
Southern Illinois	3-0	.243	33	9	3	2	.977	4.34	27/11	.243
Indiana State										

## SINGLE-GAME HIGHS

Batting	Individual	Team
At Bats	6, (14 times)	46 at Lipscomb (2/25)
Runs	4, Jake Burger at Saint Louis (4/17)	18 at Southern Illinois (5/6)
Hits	4, (3 times)	18 at Central Michigan (3/24)
Doubles	3, Jeremy Eierman at Saint Louis (4/17)	5 at Saint Louis (4/17)
	3, Justin Paulsen at Evansville (4/29)	
Triples	1, (4 times)	1 (4 times)
Home Runs	2, (4 times)	4 vs. Dallas Baptist (4/8)
Runs Batted In	6, Blake Graham vs. Wichita State (4/23)	18 at Southern Illinois (5/6)
Total Bases	10, Jeremy Eierman at Saint Louis (4/17)	30 vs. Dallas Baptist (4/8)
Stolen Bases	1, (35 times)	3 at Minnesota (3/12)
		3 vs. Memphis (3/17)
Walks	4, Alex Jefferson at Evansville (4/28)	13 at Evansville (4/28)
Strikeouts	3, (8 times)	16 at Southern Illinois (5/5)
Fielding	Individual	Team
Putouts	18, Drew Millas at Lipscomb (2/25)	33 (3 times)
Assists	7, Jeremy Eierman at Saint Louis (4/17)	17 vs. Bradley (3/31)
Errors	2, (4 times)	4 at Central Michigan (3/26)
Double Plays	3, Justin Paulsen (3 times)	3 (5 times)
	3, Aaron Meyer (2 times)	
Pitching	Individual	Team
Innings Pitched	9.0, Doug Still at New Mexico (4/15)	11.0 at Lipscomb (2/25)
		11.0 vs. Bradley (3/31)
		11.0 at Southern Illinois (5/7)
Runs Allowed	8, Jordan Knutson at New Mexico (4/13)	17 at New Mexico (4/13)
Earned Runs Allowed	8, Jordan Knutson at New Mexico (4/13)	17 at New Mexico (4/13)
Hits Allowed	10, Jordan Knutson at New Mexico (4/13)	18 vs. Arkansas (4/11)
Walks	5, Doug Still vs. Central Arkansas (3/5)	9 at New Mexico (4/13)
	5, Dylan Coleman at Evansville (4/28)	
Strikeouts	13, Jordan Knutson vs. Dallas Baptist (4/7)	18 at Lipscomb (2/25)

# MISSOURI STATE BASEBALL

Games 48-50 | MISSOURI STATE BEARS vs. INDIANA STATE SYCAMORES | May 12-14 | Springfield, Mo. | Hammons Field (8,000) | KBFL 1060 AM/96.9 FM | The Valley on ESPN3

## 2017 SEASON RESULTS

Date	MSU Totals	Opponent	Opp. Totals	W/L	Record	Winner	Loser	Save	Highlights
2/17	12-9-0	vs. Rhode Island <sup>A</sup>	1-7-0	W	1-0	STILL (1-0)	Wilson (0-1)	--	Still 6.0 IP, 5 H, 1 ER; Eierman 3-4, HR, 3 RBI
2/18	7-7-1	vs. Stony Brook <sup>A</sup>	0-5-0	W	2-0	KNUTSON (1-0)	Montefusco (0-1)	--	Knutson 7.0 IP, 3 H, 0 ER; Paulsen 3-run HR; Millas 2-run 2B
2/19	3-6-1	at McNeese State <sup>A</sup>	4-7-2	L	2-1	Sanders (1-0)	WITHERSPOON (0-1)	Kober (1)	Eierman 2-4, HR (2), 3 RBI; Fromson 4.0 IP, 1 H, 0 ER, 4 K's
2/21	9-13-1	at Oral Roberts	5-7-1	W	3-1	TURNER (1-0)	Eubanks (0-1)	--	Paulsen 4-5, 2B, RBI; Skalnik 3-run 2B; Turner 2.1 IP, 2 K's
2/24	7-13-0	at Belmont <sup>@</sup>	5-6-0	W	4-1	FROMSON (1-0)	Reynolds (0-1)	YOUNG (1)	Fromson 3.2 IP, 0 R, 3 K's; Millas 2-2, GWRBI off bench
2/25	6-13-0	at Lipscomb <sup>@</sup>	4-8-1	W (11)	5-1	TURNER (2-0)	Kemp (0-1)	YOUNG (2)	Turner 4.0 IP, 8 K's; Eierman 2-run HR; Millas 3-5, HR in 11th
2/26	5-9-2	at Middle Tennessee <sup>@</sup>	0-2-0	W	6-1	COLEMAN (1-0)	Lester (0-1)	--	Coleman 7.0 IP, 1 H, 0 R, 8 K's; Paulsen 3-4, 2 R, 2 RBIs
3/1	13-7-2	at Arkansas State	0-5-1	W	7-1	KNIGHT (1-0)	Patterson (1-1)	--	MSU 8-run 4th; Knight 5.0 IP, 4 H, 0R, 6 K's; Paulsen 3-4, 2B, 3 RBI
3/3	5-4-1	Central Arkansas	0-6-0	W	8-1	KNUTSON (2-0)	Tice (1-1)	--	Knutson 5.1 IP, 0 ER, 8 K's; Jefferson 2-4
3/4	5-8-1	Central Arkansas	3-9-0	W	9-1	WITHERSPOON (1-0)	Tillery (0-1)	YOUNG (3)	Burger 2-4, HR, 3 RBI; Young 30th career save
3/5	4-11-0	Central Arkansas	0-2-1	W	10-1	FROMSON (2-0)	Hagerla (1-2)	--	Eierman 2-4, HR in 3rd straight game; Fromson 3.2 IP, 0 H
3/7	3-6-0	at Oklahoma State	7-9-2	L	10-2	Teel (1-1)	WITHERSPOON (1-2)	--	Steinmetz 2-4, HR, RBI, SB; MSU win streak stopped at 8
3/10	2-4-1	at Minnesota	5-6-0	L	10-3	Hanson (2-1)	KNUTSON (2-1)	Glowicki (5)	UM scores 3 in 8th to snap 2-2 tie; Knutson 7.0 IP, 4 H, 7 K's
3/11	7-8-1	at Minnesota	2-4-0	W	11-3	COLEMAN (2-0)	Schulze (1-2)	--	Jefferson 2-4, HR, 3 R; Coleman 7.0 IP, 4 H, 2 ER, 7 K's
3/12	12-12-2	at Minnesota	3-8-0	W	12-3	STILL (2-0)	Anderson (1-2)	--	Still 7.0 IP, 1 ER, 8 K's; Steinmetz 2-3, 3 R, 2 RBI; Burger 2 HR, 5 RBIs
3/15	4-9-1	at Southeast Missouri	5-8-0	L	12-4	Ward (1-0)	YOUNG (0-1)	--	Paulsen 3-4, 2 RBI; Steinmetz 3-5; Bears rally from four-run deficit
3/17	9-12-0	Memphis	5-8-1	W	13-4	KNUTSON (3-1)	Hicks (2-1)	--	Steinmetz 2-3, 3 RBI; Eierman 3-4, 2 R, RBI
3/18	5-12-0	Memphis	6-13-0	L	13-5	Crosby (3-0)	COLEMAN (2-1)	Hathcock (6)	Jefferson 3-5, RBI; Burger 2-4, HR in 2nd straight game
3/19	4-12-2	Memphis	5-10-3	L	13-6	Alexander (3-1)	FROMSON (2-1)	Hathcock (7)	Jefferson 3-5; Bears squander pair of two-run leads
3/21	7-13-0	New Orleans	2-7-2	W	14-6	KNIGHT (2-0)	Martin (2-2)	--	Knight 7.0 IP, 5 H, 0 ER; Paulsen 3-5, RBI; Burger 2-4, 2 RBI
3/24	12-18-1	at Central Michigan-1	1-6-3	W	15-6	KNUTSON (4-1)	Cole (1-4)	--	Burger 3-5, 2 RBI; Season-high 18 MSU hits
3/24	1-9-0	at Central Michigan-2	2-6-0	L	15-7	Bradley (3-0)	FROMSON (2-2)	--	CMU squeeze in 9th game-winner; Coleman 6.1 IP, 1 ER, 7 K's
3/26	4-8-4	at Central Michigan	7-10-0	L	15-8	Leatherman (2-3)	STILL (2-1)	--	Paulsen 2-4, 3 RBI; Burger 14-game hit streak
3/28	1-4-1	Oral Roberts	3-6-3	L	15-9	Michaels (3-1)	KNIGHT (2-1)	Stout (3)	Knights 6.0 IP, 4 H, 3 ER; Paulsen 2-2, 2 BB; Meyer 2-4, RBI
3/31	5-8-1	Bradley*	3-11-1	W (11)	16-9	FROMSON (3-2)	Scheuermann (0-3)	--	Burger GW 2-run HR in 11th; Fromson 5.0 IP, 0 ER, 5 K's
4/1	13-10-1	Bradley*	3-8-0	W	17-9	COLEMAN (3-1)	Gray (0-1)	--	Eierman 2 HR, 4 RBI; Burger 2-4, HR (11), 2 RBI
4/2	9-12-0	Bradley*	2-4-0	W	18-9	STILL (3-1)	Cook (6-1)	--	Paulsen 2-4, 2 RBI; Still 7.0 IP, 4 H, 2 ER, 4 K's
4/4	2-7-0	Kansas	4-8-1	L	18-10	Leban (2-1)	FROMSON (3-3)	Villines (7)	KU rallies for two in 8th; Graham 2-4; Witherspoon 4.0 IP, 5 K's
4/7	5-8-0	Dallas Baptist*	1-2-0	W	19-10	KNUTSON (5-1)	Gaither (4-2)	--	Knutson 8.0 IP, 2 H, 1 ER, 13 K's; Graham 2-4, HR
4/8	11-13-1	Dallas Baptist*	8-10-0	W	20-10	COLEMAN (4-1)	Weaver (0-2)	--	Meyer 3-5, HR, 3B, 2B, 5 RBI; Paulsen 2 HR, 3 RBI
4/9	7-6-1	Dallas Baptist*	3-9-0	W	21-10	STILL (4-1)	Martinson (3-3)	--	Still 7.0, 6 H, 1 ER, 8 K's; Burger HR, 3 RBIs
4/11	4-9-2	Arkansas	12-18-0	L	21-11	Cronin (1-0)	WITHERSPOON (1-3)	--	Burger 2-4, HR, 3 R; Meyer 2-4, 2B, RBI
4/13	8-11-1	at New Mexico	17-15-3	L	21-12	Langan (1-1)	KNUTSON (5-2)	--	Paulsen, Duffy 3-hit games; UNM scores 11 unanswered runs
4/14	5-10-2	at New Mexico	9-10-1	L	21-13	Stevens (5-3)	COLEMAN (4-2)	--	Duffy 3-5, 2 RBI; Steinmetz 2-5; UNM rallies from 4-0 deficit
4/15	8-13-0	at New Mexico	0-5-0	W	22-13	STILL (5-1)	Tripp (2-1)	--	Eierman 4-4, HR, 2B, 3 RBI; Still CG 5-hit SHO; Burger 2-3, 3 R
4/17	15-13-1	at Saint Louis	8-8-4	W	23-13	WITHERSPOON (2-3)	Acton (2-2)	FROMSON (1)	Eierman second straight 4-hit game, 5 RBI; Burger 2-4, HR, 4 RBI
4/18	5-6-2	at Missouri	3-10-2	W	24-13	FROMSON (4-3)	Toelken (2-2)	YOUNG (4)	Burger 2-run HR, 2 R; MSU bullpen 4.0 IP, 2 H, 0 R, 6 K's
4/22	12-13-0	Wichita State*	5-7-1	W	25-13	FROMSON (5-3)	Biechler (0-2)	--	Meyer 3-5, 2 RBI; Eierman 2-3, HR, 3 RBI; Millas 3-5, 3 RBI
4/23	13-13-2	Wichita State*-1	4-7-1	W	26-13	COLEMAN (5-2)	Tyler (4-4)	--	Burger 3-6, HR, 4 RBI; Graham 3-4, HR, 6 RBI
4/23	8-13-1	Wichita State*-2	1-6-0	W	27-13	STILL (6-1)	Barnhouse (2-3)	--	Still 7.0 IP, 5 H, 1 ER, 5 K's; Burger 3-5; Graham 3-4, 2 RBI
4/25	5-9-1	Missouri	1-4-0	W	28-13	KNIGHT (3-1)	Toelken (2-3)	--	Paulsen 2-3, HR, 2 R; Knight 6.2 IP, 3 H, 0 R, 5 K's
4/28	13-8-0	at Evansville*	8-9-2	W	29-13	COLEMAN (6-2)	Schmieders (2-6)	--	Eierman 2-4, 2 HR, 5 RBI; Graham 3-6, 2 RBI; Steinmetz 3 RBI
4/29	9-11-2	at Evansville*	5-9-4	W	30-13	LOCHNER (1-0)	Gomer (1-3)	--	Paulsen 3-6, 3 2B, 3 RBI; Millas 2-5, RBI
5/2	5-10-2	at Kansas	8-9-2	L	30-14	Kaplan (3-0)	KNIGHT (3-2)	Villines (12)	Steinmetz 2-3, HR, 2 R, 2 RBI; Jefferson 2-4, 2 R
5/6	7-9-1	at Southern Illinois*	5-7-0	W	31-14	FROMSON (6-3)	Williams (1-2)	YOUNG (5)	Duffy 3-4, 2 2B, 3 RBI; Millas 2-5, 2 RBI; Young 32nd career save
5/7	19-12-2	at Southern Illinois*	9-12-1	W	32-14	WITHERSPOON (3-3)	Baird (4-3)	--	Graham 2-4, HR, 3 RBI; Burger 2-6, 3 R, 3 RBI, HR
5/8	7-8-0	at Southern Illinois*	4-9-4	W (11)	33-14	YOUNG (1-1)	Netemeyer (1-1)	--	Eierman 3-run HR in 11th; Young 2.2 IP, 0 H, 3 K's
5/12		Indiana State*							
5/13		Indiana State*							
5/14		Indiana State*							
5/18		at Illinois State*							
5/19		at Illinois State*							
5/20		at Illinois State*							

\* Missouri Valley Conference game; ^ at Lake Area Classic (Lake Charles, La.); @ at Mule Mix Classic

**Record Breakdown:** 33-14 overall, 19-14 non-conference; 14-0 MVC; 16-9 away; 15-5 home; 2-0 neutral; 6-1 February; 10-8 March; 14-4 April; 3-1 May; 25-8 day games; 8-6 night games; 3-0 extra-inning games; longest winning streak - 9; longest losing streak - 3.

## INNING-BY-INNING SUMMARY

	1	2	3	4	5	6	7	8	9	X	Total
Missouri State	34	33	29	50	35	42	34	52	26	7	342
Opponents	22	20	30	26	27	22	23	15	13	0	198

# MISSOURI STATE BASEBALL

Games 48-50 | MISSOURI STATE BEARS vs. INDIANA STATE SYCAMORES | May 12-14 | Springfield, Mo. | Hammons Field (8,000) | KBFL 1060 AM/96.9 FM | The Valley on ESPN3

## OVERALL BATTING-FIELDING STATISTICS

Record: 33-14 Home: 15-5 Away: 16-9 Neutral: 2-0 MVC: 14-0

Player	avg	gp-gs	ab	r	h	2b	3b	hr	rbi	tb	slg%	bb	hp	so	gdp	ob%	sf	sh	sb-att	po	a	e	fld%	
Graham,Blake	.343	30-29	102	18	35	8	0	6	24	61	.598	22	1	28	1	.460	1	1	0-0	11	0	0	1.000	
Paulsen,Justin	.343	45-44	178	36	61	15	0	5	38	91	.511	27	2	24	2	.433	1	2	0-1	400	26	7	.984	
Eierman,Jeremy	.339	47-47	186	54	63	14	1	18	55	133	.715	29	9	40	6	.447	2	2	9-10	58	137	7	.965	
Burger,Jake	.339	47-47	186	60	63	11	0	19	53	131	.704	35	7	27	5	.453	4	0	3-4	22	93	7	.943	
Meyer,Aaron	.292	41-41	161	24	47	10	1	4	30	71	.441	21	0	32	4	.372	1	1	1-4	57	96	6	.962	
Steinmetz,Hunter	.278	46-46	187	44	52	7	0	3	28	68	.364	36	4	42	2	.398	4	4	6-7	95	3	2	.980	
Duffy,Jack	.264	42-32	110	17	29	7	1	0	12	38	.345	18	3	21	2	.382	0	0	3-4	63	0	2	.969	
Jefferson,Alex	.233	47-44	163	32	38	8	0	3	17	55	.337	27	8	40	1	.367	1	3	6-10	65	3	1	.986	
Millas,Drew	.230	40-32	135	10	31	6	0	1	26	40	.296	10	2	29	2	.289	2	1	2-3	264	36	4	.987	
-----																								
Ruff,Landan	.293	32-9	41	15	12	2	1	1	9	19	.463	7	3	12	1	.431	0	3	2-2	23	1	0	1.000	
Privitera,John	.214	21-8	28	8	6	1	0	0	6	7	.250	8	0	10	0	.378	1	2	0-0	17	15	2	.941	
Skalnik,Ryan	.205	32-8	39	3	8	2	0	1	10	13	.333	6	1	10	0	.319	1	1	0-0	2	1	0	1.000	
Rowley,Danny	.200	5-0	5	0	1	0	0	0	1	1	.200	0	0	3	0	.200	0	0	0-0	3	0	0	1.000	
Geha,Logan	.174	25-19	46	15	8	1	0	0	5	9	.196	14	6	18	0	.418	1	5	3-3	111	23	2	.985	
Brown,Matt	.094	20-12	32	5	3	1	0	1	3	7	.219	11	6	18	0	.408	0	2	0-0	36	4	2	.952	
Whetstone,Ben	.053	14-2	19	1	1	0	0	0	1	1	.053	4	0	7	0	.217	0	0	0-0	2	0	0	1.000	
Turner,Trey	.000	6-2	7	0	0	0	0	0	0	0	.000	1	0	5	0	.125	0	0	0-0	2	2	0	1.000	
Knutson,Jordan	.000	1-1	0	0	0	0	0	0	0	0	.000	0	0	0	0	.000	0	0	0-0	7	21	0	1.000	
Totals	.282	47	1625	342	458	93	4	62	318	745	.458	276	52	366	26	.399	19	27	35-48	1256	513	45	.975	
Opponents	.231	47	1570	198	362	62	8	32	174	536	.341	151	37	418	34	.312	7	25	36-42	1234	391	48	.971	

LOB - Team (424), Opp (336). DPs turned - Team (38), Opp (32). CI - Team (0), Opp (1).

## OVERALL PITCHING STATISTICS

(All games Sorted by Earned run avg)

Player	era	w-l	app	gs	cq	sho	sv	ip	h	r	er	bb	so	2b	3b	hr	b/avg	wp	hp	bk	sfa	sha
Fromson,Jake	2.17	6-3	26	0	0	0/3	1	54.0	31	17	13	12	65	4	1	3	.162	6	5	0	1	1
Still,Doug	2.77	6-1	12	12	1	1/1	0	74.2	68	29	23	20	63	14	0	5	.242	2	5	2	0	4
Knight,Austin	3.42	3-2	10	7	0	0/1	0	47.1	39	20	18	17	37	7	0	3	.235	5	3	1	4	6
Knutson,Jordan	3.89	5-2	14	12	0	0/2	0	74.0	71	35	32	14	75	9	2	5	.246	14	4	0	0	3
Coleman,Dylan	5.06	6-2	13	11	1	0/2	0	69.1	65	43	39	34	63	14	3	7	.244	12	9	0	1	3
-----																						
Tallman,Justin	0.00	0-0	1	0	0	0/0	0	1.0	1	0	0	0	1	0	0	0	.250	0	0	0	0	0
Young,Bryan	0.47	1-1	18	0	0	0/2	5	19.1	7	2	1	13	29	1	0	0	.106	2	2	1	0	1
Moore,Alex	0.87	0-0	9	0	0	0/0	0	10.1	8	3	1	4	7	0	0	0	.200	3	1	2	0	0
Turner,Trey	2.03	2-0	7	0	0	0/0	0	13.1	4	3	3	4	22	0	0	2	.093	1	1	0	0	1
Witherspoon,Nate	4.83	3-3	13	4	0	0/1	0	31.2	35	18	17	11	33	6	0	4	.287	3	2	1	0	3
Lochner,Jake	5.40	1-0	12	0	0	0/2	0	11.2	12	8	7	8	12	1	1	2	.255	2	1	0	0	0
Gonnerman, Kolton	11.12	0-0	4	1	0	0/0	0	5.2	7	9	7	6	4	1	0	1	.304	4	1	0	1	1
Dame,Hunter	13.50	0-0	2	0	0	0/0	0	1.1	4	2	2	1	1	0	1	0	.500	1	0	0	0	0
McAlister,Tyler	14.40	0-0	8	0	0	0/1	0	5.0	10	9	8	7	6	5	0	0	.417	2	3	0	0	2
Totals	3.68	33-14	47	47	2	6/5	6	418.2	362	198	171	151	418	62	8	32	.231	57	37	7	7	25
Opponents	6.74	14-33	47	47	0	0/0	7	411.1	458	342	308	276	366	93	4	62	.282	46	52	4	19	27

PB - Team (5), Millas,D. 5, Opp (7). Pickoffs - Team (4), Still,D. 2, Geha,L. 1, Millas,D. 1, Opp (7).

# MISSOURI STATE BASEBALL

Games 48-50 | MISSOURI STATE BEARS vs. INDIANA STATE SYCAMORES | May 12-14 | Springfield, Mo. | Hammons Field (8,000) | KBFL 1060 AM/96.9 FM | The Valley on ESPN3

## MVC BATTING-FIELDING STATISTICS

Record: 14-0 Home: 9-0 Away: 5-0 MVC: 14-0

Player	avg	gp-gs	ab	r	h	2b	3b	hr	rbi	tb	slg%	bb	hp	so	gdp	ob%	sf	sh	sb-att	po	a	e	fld%
Graham,Blake	.396	14-13	53	10	21	7	0	3	19	37	.698	7	1	11	0	.468	1	1	0-0	2	0	0	1.000
Eierman,Jeremy	.392	14-14	51	25	20	2	0	9	22	49	.961	15	3	12	1	.535	2	1	2-2	17	49	4	.943
Meyer,Aaron	.350	9-9	40	11	14	2	1	3	12	27	.675	2	0	7	1	.381	0	0	0-0	14	17	1	.969
Burger,Jake	.316	14-14	57	21	18	2	0	6	18	38	.667	14	2	11	0	.459	1	0	1-2	6	35	2	.953
Millas,Drew	.308	10-8	39	3	12	3	0	0	11	15	.385	4	1	8	0	.386	0	0	1-1	85	12	1	.990
Paulsen,Justin	.302	12-11	53	12	16	7	0	3	15	32	.604	4	2	11	2	.373	0	0	0-0	110	4	1	.991
Steinmetz,Hunter	.263	14-14	57	19	15	3	0	0	8	18	.316	15	0	12	0	.411	1	2	2-2	30	0	1	.968
Jefferson,Alex	.231	14-13	39	9	9	1	0	1	6	13	.333	12	3	11	1	.436	1	1	2-4	15	1	0	1.000
Duffy,Jack	.226	12-9	31	7	7	4	0	0	4	11	.355	8	2	7	1	.415	0	0	1-2	19	0	1	.950
-----																							
Privitera,John	.235	8-5	17	4	4	1	0	0	6	5	.294	4	0	5	0	.364	1	1	0-0	10	9	0	1.000
Skalnik,Ryan	.200	5-1	5	0	1	0	0	0	0	1	.200	2	0	1	0	.429	0	0	0-0	0	0	0	.000
Geha,Logan	.182	7-6	11	7	2	0	0	0	2	2	.182	7	3	3	0	.571	0	0	1-1	30	6	0	1.000
Ruff,Landan	.154	10-3	13	6	2	1	0	0	5	3	.231	5	0	3	0	.389	0	2	0-0	9	0	0	1.000
Brown,Matt	.111	7-6	18	4	2	0	0	1	3	5	.278	6	2	8	0	.385	0	1	0-0	29	3	1	.970
Totals	.295	14	484	138	143	33	1	26	131	256	.529	105	19	110	6	.434	7	9	10-14	384	153	12	.978
Opponents	.224	14	490	61	110	18	2	14	52	174	.355	45	8	128	8	.300	1	2	14-14	358	120	14	.972

LOB - Team (129), Opp (101). DPs turned - Team (8), Opp (7). CI - Team (0), Opp (1).

## MVC PITCHING STATISTICS

(MVC games only Sorted by Earned run avg)

Player	era	w-l	app	gs	cg	sho	sv	ip	h	r	er	bb	so	2b	3b	hr	b/avg	wp	hp	bk	sfa	sha
Fromson,Jake	0.52	3-0	8	0	0	0/0	0	17.1	9	2	1	3	21	1	0	1	.145	1	1	0	0	0
Still,Doug	3.21	3-0	5	5	0	0/0	0	33.2	32	13	12	6	27	8	0	3	.248	1	1	1	0	2
Knutson,Jordan	3.77	1-0	5	5	0	0/0	0	28.2	26	15	12	5	35	2	0	4	.230	8	2	0	0	0
Coleman,Dylan	6.44	4-0	5	4	1	0/0	0	29.1	29	22	21	16	24	6	2	4	.254	3	3	0	1	0
-----																						
Young,Bryan	0.00	1-0	6	0	0	0/0	1	7.0	0	0	0	9	11	0	0	0	.000	1	1	0	0	0
Knight,Austin	0.00	0-0	1	0	0	0/0	0	1.1	1	0	0	1	3	0	0	0	.200	0	0	0	0	0
Moore,Alex	2.08	0-0	3	0	0	0/0	0	4.1	4	3	1	2	3	0	0	0	.222	2	0	1	0	0
Witherspoon,Nate	2.25	1-0	3	0	0	0/0	0	4.0	3	1	1	1	3	1	0	0	.200	0	0	0	0	0
Lochner,Jake	18.00	1-0	3	0	0	0/0	0	2.0	4	4	4	1	1	0	0	2	.400	0	0	0	0	0
Dame,Hunter	27.00	0-0	1	0	0	0/0	0	0.1	2	1	1	1	0	0	0	0	.667	1	0	0	0	0
Totals	3.73	14-0	14	14	1	0/0	1	128.0	110	61	53	45	128	18	2	14	.224	17	8	2	1	2
Opponents	9.50	0-14	14	14	0	0/0	0	119.1	143	138	126	105	110	33	1	26	.295	18	19	1	7	9

PB - Team (2), Millas,D. 2, Opp (4). Pickoffs - Team (0), Opp (1).

# MISSOURI STATE BASEBALL

Games 48-50 | MISSOURI STATE BEARS vs. INDIANA STATE SYCAMORES | May 12-14 | Springfield, Mo. | Hammons Field (8,000) | KBFL 1060 AM/96.9 FM | The Valley on ESPN3

## HOME BATTING-FIELDING STATISTICS

Record: 15-5 Home: 15-5 Away: 0-0 MVC: 9-0

Player	avg	gp-gs	ab	r	h	2b	3b	hr	rbi	tb	slg%	bb	hp	so	gdp	ob%	sf	sh	sb-att	po	a	e	fld%
Eierman,Jeremy	.370	20-20	73	23	27	5	0	10	23	62	.849	15	2	16	2	.484	1	1	4-4	24	63	3	.967
Burger,Jake	.364	20-20	77	26	28	6	0	9	22	61	.792	14	3	9	2	.474	1	0	2-3	12	41	2	.964
Meyer,Aaron	.351	20-20	77	14	27	5	1	3	18	43	.558	8	0	16	3	.412	0	0	0-1	28	41	3	.958
Paulsen,Justin	.323	18-17	65	13	21	3	0	4	13	36	.554	12	1	10	1	.430	1	1	0-0	159	12	3	.983
Jefferson,Alex	.278	20-20	72	10	20	3	0	1	6	26	.361	6	6	16	1	.381	0	1	2-4	25	1	0	1.000
Steinmetz,Hunter	.275	20-20	80	17	22	4	0	1	9	29	.363	16	1	14	1	.402	0	3	2-2	46	1	0	1.000
Millas,Drew	.236	17-14	55	2	13	3	0	0	10	16	.291	4	1	9	0	.290	2	1	0-0	128	18	2	.986
-----																							
Graham,Blake	.462	12-11	39	5	18	5	0	2	13	29	.744	4	1	9	0	.511	1	1	0-0	3	0	0	1.000
Geha,Logan	.263	9-7	19	6	5	0	0	0	1	5	.263	7	2	5	0	.500	0	1	2-2	37	9	0	1.000
Privitera,John	.250	7-0	4	1	1	0	0	0	0	1	.250	0	0	2	0	.250	0	0	0-0	2	4	1	.857
Duffy,Jack	.194	18-13	36	5	7	0	0	0	0	7	.194	7	2	10	1	.356	0	0	0-1	26	0	0	1.000
Ruff,Landan	.167	11-3	12	6	2	1	0	1	6	6	.500	3	1	5	0	.375	0	2	0-0	9	0	0	1.000
Skalnik,Ryan	.143	13-5	21	1	3	0	0	1	2	6	.286	2	0	4	0	.217	0	0	0-0	0	0	0	.000
Whetstone,Ben	.125	4-1	8	1	1	0	0	0	1	1	.125	1	0	3	0	.222	0	0	0-0	0	0	0	.000
Brown,Matt	.095	9-8	21	4	2	0	0	1	3	5	.238	8	3	10	0	.406	0	1	0-0	28	3	1	.969
Rowley,Danny	.000	1-0	1	0	0	0	0	0	0	0	.000	0	0	1	0	.000	0	0	0-0	0	0	0	.000
Knutson,Jordan	.000	1-1	0	0	0	0	0	0	0	0	.000	0	0	0	0	.000	0	0	0-0	3	6	0	1.000
Totals	.298	20	660	134	197	35	1	33	127	333	.505	107	23	139	11	.411	6	12	12-17	540	220	15	.981
Opponents	.229	20	677	71	155	17	5	14	63	224	.331	62	14	182	16	.306	1	7	6-8	496	171	14	.979

LOB - Team (179), Opp (150). DPs turned - Team (18), Opp (13). CI - Team (0), Opp (1).

## HOME PITCHING STATISTICS

(Home games Sorted by Earned run avg)

Player	era	w-l	app	gs	cg	sho	sv	ip	h	r	er	bb	so	2b	3b	hr	b/avg	wp	hp	bk	sfa	sha	
Still,Doug	1.76	3-0	5	5	0	0/1	0	30.2	23	7	6	11	29	4	0	0	.209	1	0	1	0	1	
Fromson,Jake	1.88	3-2	11	0	0	0/2	0	24.0	15	6	5	5	29	1	0	3	.172	1	2	0	0	0	
Knutson,Jordan	3.09	3-0	5	5	0	0/1	0	32.0	28	12	11	6	40	2	1	4	.226	7	1	0	0	1	
Coleman,Dylan	5.65	3-1	5	5	1	0/0	0	28.2	32	19	18	14	23	4	2	3	.278	1	4	0	0	1	
-----																							
Young,Bryan	0.00	0-0	9	0	0	0/1	1	7.2	2	1	0	2	11	0	0	0	.074	2	2	1	0	0	
Tallman,Justin	0.00	0-0	1	0	0	0/0	0	1.0	1	0	0	0	1	0	0	0	.250	0	0	0	0	0	
Moore,Alex	1.29	0-0	5	0	0	0/0	0	7.0	4	1	1	3	5	0	0	0	.160	2	1	1	0	0	
Knight,Austin	1.37	2-1	3	3	0	0/0	0	19.2	12	3	3	6	8	2	0	0	.185	2	1	1	1	0	
Witherspoon,Nate	3.14	1-1	7	2	0	0/0	0	14.1	18	5	5	6	18	2	0	1	.316	2	0	0	0	0	
Turner,Trey	3.60	0-0	4	0	0	0/0	0	5.0	3	2	2	1	7	0	0	1	.176	1	1	0	0	1	
Gonnerman, Kolton	9.00	0-0	1	0	0	0/0	0	2.0	2	2	2	2	3	0	0	0	.286	1	1	0	0	1	
Lochner,Jake	10.12	0-0	6	0	0	0/1	0	5.1	6	6	6	3	6	0	1	2	.273	1	0	0	0	0	
Dame,Hunter	13.50	0-0	2	0	0	0/0	0	1.1	4	2	2	1	1	0	1	0	.500	1	0	0	0	0	
McAlister,Tyler	27.00	0-0	3	0	0	0/0	0	1.1	5	5	4	2	1	2	0	0	.556	0	1	0	0	2	
Totals	3.25	15-5	20	20	1	2/2	1	180.0	155	71	65	62	182	17	5	14	.229	22	14	4	1	7	
Opponents	7.08	5-15	20	20	0	0/0	4	165.1	197	134	130	107	139	35	1	33	.298	23	23	3	6	12	

PB - Team (4), Millas,D. 4, Opp (4). Pickoffs - Team (0), Opp (2).

# MISSOURI STATE BASEBALL

Games 48-50 | MISSOURI STATE BEARS vs. INDIANA STATE SYCAMORES | May 12-14 | Springfield, Mo. | Hammons Field (8,000) | KBFL 1060 AM/96.9 FM | The Valley on ESPN3

## ROAD BATTING-FIELDING STATISTICS

Record: 16-9 Home: 0-0 Away: 16-9 MVC: 5-0

Player	avg	gp-gs	ab	r	h	2b	3b	hr	rbi	tb	slg%	bb	hp	so	gdp	ob%	sf	sh	sb-att	po	a	e	fld%	
Paulsen,Justin	.355	25-25	107	21	38	11	0	0	19	49	.458	13	1	14	1	.430	0	1	0-1	218	13	4	.983	
Burger,Jake	.320	25-25	103	31	33	4	0	9	27	64	.621	18	4	18	3	.433	2	0	1-1	9	49	5	.921	
Duffy,Jack	.306	23-18	72	11	22	7	1	0	12	31	.431	10	0	9	1	.390	0	0	2-2	36	0	2	.947	
Eierman,Jeremy	.295	25-25	105	28	31	8	1	7	29	62	.590	13	7	23	4	.405	1	1	5-5	31	68	4	.961	
Steinmetz,Hunter	.289	24-24	97	26	28	2	0	2	19	36	.371	20	3	27	1	.411	4	1	4-5	45	2	2	.959	
Meyer,Aaron	.267	19-19	75	9	20	5	0	1	11	28	.373	12	0	15	1	.364	1	1	1-3	27	48	2	.974	
Graham,Blake	.259	16-16	58	12	15	3	0	3	10	27	.466	15	0	18	1	.411	0	0	0-0	3	0	0	1.000	
Millas,Drew	.224	22-17	76	8	17	2	0	1	14	22	.289	6	1	19	2	.289	0	0	2-3	134	17	2	.987	
Jefferson,Alex	.188	25-22	85	18	16	4	0	2	10	26	.306	18	2	23	0	.340	1	2	3-5	36	2	1	.974	
-----																								
Ruff,Landan	.357	19-6	28	9	10	1	1	0	3	13	.464	4	2	6	1	.471	0	1	2-2	12	1	0	1.000	
Rowley,Danny	.333	3-0	3	0	1	0	0	0	1	1	.333	0	0	1	0	.333	0	0	0-0	3	0	0	1.000	
Skalnik,Ryan	.294	18-3	17	1	5	2	0	0	8	7	.412	3	1	6	0	.409	1	1	0-0	2	1	0	1.000	
Privitera,John	.208	13-8	24	6	5	1	0	0	6	6	.250	8	0	8	0	.394	1	2	0-0	15	11	1	.963	
Geha,Logan	.115	15-11	26	8	3	1	0	0	3	4	.154	5	4	12	0	.343	0	4	1-1	68	11	2	.975	
Brown,Matt	.100	10-3	10	1	1	1	0	0	0	2	.200	3	3	7	0	.438	0	1	0-0	8	1	1	.900	
Whetstone,Ben	.000	9-1	9	0	0	0	0	0	0	0	.000	3	0	3	0	.250	0	0	0-0	2	0	0	1.000	
Turner,Trey	.000	5-2	6	0	0	0	0	0	0	0	.000	1	0	5	0	.143	0	0	0-0	2	0	0	1.000	
Totals	.272	25	901	189	245	52	3	25	172	378	.420	152	28	214	15	.389	11	15	21-28	662	268	29	.970	
Opponents	.234	25	832	126	195	45	3	18	110	300	.361	88	22	226	15	.322	6	17	29-33	687	210	33	.965	

LOB - Team (231), Opp (177). DPs turned - Team (17), Opp (17).

## ROAD PITCHING STATISTICS

(Away games Sorted by Earned run avg)

Player	era	w-l	app	gs	cg	sho	sv	ip	h	r	er	bb	so	2b	3b	hr	b/avg	wp	hp	bk	sfa	sha
Fromson,Jake	2.48	3-1	14	0	0	0/1	1	29.0	16	11	8	7	35	3	1	0	.158	5	3	0	1	1
Still,Doug	3.79	2-1	6	6	1	1/0	0	38.0	40	21	16	8	31	10	0	5	.268	1	4	1	0	2
Knight,Austin	4.88	1-1	7	4	0	0/1	0	27.2	27	17	15	11	29	5	0	3	.267	3	2	0	3	6
Coleman,Dylan	4.89	3-1	7	6	0	0/1	0	38.2	31	24	21	20	39	10	1	4	.215	11	5	0	1	2
Knutson,Jordan	5.40	1-2	8	6	0	0/0	0	35.0	40	23	21	8	33	7	1	1	.280	7	3	0	0	2
-----																						
Moore,Alex	0.00	0-0	3	0	0	0/0	0	2.1	3	2	0	1	1	0	0	0	.273	1	0	0	0	0
Young,Bryan	0.77	1-1	9	0	0	0/1	4	11.2	5	1	1	11	18	1	0	0	.128	0	0	0	0	1
Turner,Trey	1.08	2-0	3	0	0	0/0	0	8.1	1	1	1	3	15	0	0	1	.038	0	0	0	0	0
Lochner,Jake	1.42	1-0	6	0	0	0/1	0	6.1	6	2	1	5	6	1	0	0	.240	1	1	0	0	0
Witherspoon,Nate	6.23	2-2	6	2	0	0/1	0	17.1	17	13	12	5	15	4	0	3	.262	1	2	1	0	3
Gonnerman, Kolton	12.27	0-0	3	1	0	0/0	0	3.2	5	7	5	4	1	1	0	1	.313	3	0	0	1	0
McAlister,Tyler	13.50	0-0	4	0	0	0/1	0	2.2	4	4	4	5	3	3	0	0	.333	2	2	0	0	0
Totals	4.28	16-9	25	25	1	3/2	5	220.2	195	126	105	88	226	45	3	18	.234	35	22	2	6	17
Opponents	6.25	9-16	25	25	0	0/0	3	229.0	245	189	159	152	214	52	3	25	.272	22	28	1	11	15

PB - Team (1), Millas,D. 1, Opp (3). Pickoffs - Team (3), Still,D. 2, Millas,D. 1, Opp (5).

# MISSOURI STATE BASEBALL

Games 48-50 | MISSOURI STATE BEARS vs. INDIANA STATE SYCAMORES | May 12-14 | Springfield, Mo. | Hammons Field (8,000) | KBFL 1060 AM/96.9 FM | The Valley on ESPN3

## NEUTRAL FIELD BATTING-FIELDING STATISTICS

Record: 2-0 Home: 0-0 Away: 0-0 Neutral: 2-0 MVC: 0-0

Player	avg	gp-gs	ab	r	h	2b	3b	hr	rbi	tb	slg%	bb	hp	so	gdp	ob%	sf	sh	sb-att	po	a	e	fld%
Eierman,Jeremy	.625	2-2	8	3	5	1	0	1	3	9	1.125	1	0	1	0	.667	0	0	0-1	3	6	0	1.000
Graham,Blake	.400	2-2	5	1	2	0	0	1	1	5	1.000	3	0	1	0	.625	0	0	0-0	5	0	0	1.000
Burger,Jake	.333	2-2	6	3	2	1	0	1	4	6	1.000	3	0	0	0	.500	1	0	0-0	1	3	0	1.000
Jefferson,Alex	.333	2-2	6	4	2	1	0	0	1	3	.500	3	0	1	0	.556	0	0	1-1	4	0	0	1.000
Paulsen,Justin	.333	2-2	6	2	2	1	0	1	6	6	1.000	2	0	0	0	.500	0	0	0-0	23	1	0	1.000
Millas,Drew	.250	1-1	4	0	1	1	0	0	2	2	.500	0	0	1	0	.250	0	0	0-0	2	1	0	1.000
Steinmetz,Hunter	.200	2-2	10	1	2	1	0	0	0	3	.300	0	0	1	0	.200	0	0	0-0	4	0	0	1.000
Meyer,Aaron	.000	2-2	9	1	0	0	0	0	1	0	.000	1	0	1	0	.100	0	0	0-0	2	7	1	.900
-----																							
Duffy,Jack	.000	1-1	2	1	0	0	0	0	0	0	.000	1	1	2	0	.500	0	0	1-1	1	0	0	1.000
Whetstone,Ben	.000	1-0	2	0	0	0	0	0	0	0	.000	0	0	1	0	.000	0	0	0-0	0	0	0	.000
Skalnik,Ryan	.000	1-0	1	1	0	0	0	0	0	0	.000	1	0	0	0	.500	0	0	0-0	0	0	0	.000
Brown,Matt	.000	1-1	1	0	0	0	0	0	0	0	.000	0	0	1	0	.000	0	0	0-0	0	0	0	.000
Rowley,Danny	.000	1-0	1	0	0	0	0	0	0	0	.000	0	0	1	0	.000	0	0	0-0	0	0	0	.000
Turner,Trey	.000	1-0	1	0	0	0	0	0	0	0	.000	0	0	0	0	.000	0	0	0-0	0	0	0	.000
Ruff,Landan	.000	2-0	1	0	0	0	0	0	0	0	.000	0	0	1	0	.000	0	0	0-0	2	0	0	1.000
Geha,Logan	.000	1-1	1	1	0	0	0	0	1	0	.000	2	0	1	0	.500	1	0	0-0	6	3	0	1.000
Privitera,John	.000	1-0	0	1	0	0	0	0	0	0	.000	0	0	0	0	.000	0	0	0-0	0	0	0	.000
Totals	.250	2	64	19	16	6	0	4	19	34	.531	17	1	13	0	.405	2	0	2-3	54	25	1	.988
Opponents	.197	2	61	1	12	0	0	0	1	12	.197	1	1	10	3	.222	0	1	1-1	51	10	1	.984

LOB - Team (14), Opp (9). DPs turned - Team (3), Opp (2).

## NEUTRAL FIELD PITCHING STATISTICS

(Neutral site games Sorted by Earned run avg)

Player	era	w-l	app	gs	cg	sho	sv	ip	h	r	er	bb	so	2b	3b	hr	b/avg	wp	hp	bk	sfa	sha
Knutson,Jordan	0.00	1-0	1	1	0	0/1	0	7.0	3	0	0	0	2	0	0	0	.136	0	0	0	0	0
Coleman,Dylan	0.00	0-0	1	0	0	0/1	0	2.0	2	0	0	0	1	0	0	0	.286	0	0	0	0	0
Still,Doug	1.50	1-0	1	1	0	0/0	0	6.0	5	1	1	1	3	0	0	0	.227	0	1	0	0	1
-----																						
McAlister,Tyler	0.00	0-0	1	0	0	0/0	0	1.0	1	0	0	0	2	0	0	0	.333	0	0	0	0	0
Fromson,Jake	0.00	0-0	1	0	0	0/0	0	1.0	0	0	0	0	1	0	0	0	.000	0	0	0	0	0
Moore,Alex	0.00	0-0	1	0	0	0/0	0	1.0	1	0	0	0	1	0	0	0	.250	0	0	1	0	0
Totals	0.50	2-0	2	2	0	1/1	0	18.0	12	1	1	1	10	0	0	0	.197	0	1	1	0	1
Opponents	10.06	0-2	2	2	0	0/0	0	17.0	16	19	19	17	13	6	0	4	.250	1	1	0	2	0

Pickoffs - Team (1), Geha,L. 1.

# MISSOURI STATE BASEBALL

Games 48-50 | MISSOURI STATE BEARS vs. INDIANA STATE SYCAMORES | May 12-14 | Springfield, Mo. | Hammons Field (8,000) | KBFL 1060 AM/96.9 FM | The Valley on ESPN3

## GAME-BY-GAME LINEUPS

Date	Opponent	1st	2nd	3rd	4th	5th	6th	7th	8th	9th
Feb. 17	vs. Rhode Island	Steinmetz	Jefferson	Burger	Eierman	Meyer	Paulsen	Brown	Graham	Geha
Feb. 18	vs. Stony Brook	Steinmetz	Jefferson	Burger	Meyer	Eierman	Paulsen	Graham	Millas	Duffy
Feb. 19	at McNeese State	Steinmetz	Jefferson	Burger	Eierman	Paulsen	Meyer	Brown	Graham	Geha
Feb. 21	at Oral Roberts	Steinmetz	Jefferson	Burger	Eierman	Paulsen	Graham	Meyer	Millas	Duffy
Feb. 24	at Belmont	Steinmetz	Graham	Burger	Eierman	Paulsen	Meyer	Duffy	Turner	Geha
Feb. 25	at Lipscomb	Steinmetz	Jefferson	Burger	Paulsen	Eierman	Meyer	Graham	Millas	Duffy
Feb. 26	at Middle Tennessee	Duffy	Jefferson	Burger	Eierman	Paulsen	Meyer	Millas	Whetstone	Graham
March 1	at Arkansas State	Steinmetz	Jefferson	Burger	Eierman	Paulsen	Millas	Meyer	Ruff	Geha
<b>March 3</b>	<b>Central Arkansas</b>	<b>Steinmetz</b>	<b>Jefferson</b>	<b>Burger</b>	<b>Paulsen</b>	<b>Eierman</b>	<b>Meyer</b>	<b>Millas</b>	<b>Skalnik</b>	<b>Duffy</b>
<b>March 4</b>	<b>Central Arkansas</b>	<b>Steinmetz</b>	<b>Jefferson</b>	<b>Burger</b>	<b>Paulsen</b>	<b>Eierman</b>	<b>Meyer</b>	<b>Skalnik</b>	<b>Millas</b>	<b>Duffy</b>
<b>March 5</b>	<b>Central Arkansas</b>	<b>Steinmetz</b>	<b>Jefferson</b>	<b>Burger</b>	<b>Paulsen</b>	<b>Eierman</b>	<b>Meyer</b>	<b>Skalnik</b>	<b>Duffy</b>	<b>Geha</b>
March 7	at Oklahoma State	Steinmetz	Jefferson	Burger	Paulsen	Eierman	Meyer	Millas	Geha	Duffy
March 10	at Minnesota	Steinmetz	Jefferson	Burger	Eierman	Paulsen	Skalnik	Meyer	Turner	Millas
March 11	at Minnesota	Steinmetz	Eierman	Burger	Paulsen	Meyer	Jefferson	Millas	Brown	Duffy
March 12	at Minnesota	Steinmetz	Jefferson	Burger	Paulsen	Eierman	Meyer	Millas	Geha	Duffy
March 15	at Southeast Missouri	Steinmetz	Meyer	Burger	Eierman	Paulsen	Skalnik	Brown	Ruff	Millas
<b>March 17</b>	<b>Memphis</b>	<b>Steinmetz</b>	<b>Jefferson</b>	<b>Burger</b>	<b>Paulsen</b>	<b>Eierman</b>	<b>Meyer</b>	<b>Millas</b>	<b>Knutson</b>	<b>Duffy</b>
<b>March 18</b>	<b>Memphis</b>	<b>Steinmetz</b>	<b>Jefferson</b>	<b>Burger</b>	<b>Eierman</b>	<b>Paulsen</b>	<b>Skalnik</b>	<b>Meyer</b>	<b>Millas</b>	<b>Duffy</b>
<b>March 19</b>	<b>Memphis</b>	<b>Steinmetz</b>	<b>Jefferson</b>	<b>Burger</b>	<b>Paulsen</b>	<b>Eierman</b>	<b>Meyer</b>	<b>Whetstone</b>	<b>Duffy</b>	<b>Geha</b>
<b>March 21</b>	<b>New Orleans</b>	<b>Steinmetz</b>	<b>Jefferson</b>	<b>Burger</b>	<b>Paulsen</b>	<b>Eierman</b>	<b>Meyer</b>	<b>Millas</b>	<b>Geha</b>	<b>Duffy</b>
March 24	at Central Michigan-1	Steinmetz	Jefferson	Burger	Paulsen	Eierman	Meyer	Millas	Privitera	Ruff
March 24	at Central Michigan-2	Steinmetz	Jefferson	Burger	Eierman	Paulsen	Meyer	Skalnik	Ruff	Geha
March 26	at Central Michigan	Steinmetz	Jefferson	Burger	Paulsen	Eierman	Meyer	Millas	Privitera	Ruff
<b>March 28</b>	<b>Oral Roberts</b>	<b>Steinmetz</b>	<b>Jefferson</b>	<b>Burger</b>	<b>Paulsen</b>	<b>Eierman</b>	<b>Meyer</b>	<b>Millas</b>	<b>Ruff</b>	<b>Duffy</b>
<b>March 31</b>	<b>Bradley</b>	<b>Steinmetz</b>	<b>Paulsen</b>	<b>Burger</b>	<b>Meyer</b>	<b>Eierman</b>	<b>Jefferson</b>	<b>Graham</b>	<b>Millas</b>	<b>Duffy</b>
April 1	Bradley	Steinmetz	Paulsen	Burger	Eierman	Meyer	Graham	Jefferson	Geha	Ruff
April 2	Bradley	Steinmetz	Paulsen	Burger	Eierman	Skalnik	Meyer	Geha	Ruff	Jefferson
April 4	Kansas	Steinmetz	Paulsen	Burger	Eierman	Graham	Meyer	Jefferson	Millas	Brown
April 7	Dallas Baptist	Steinmetz	Paulsen	Burger	Eierman	Meyer	Graham	Jefferson	Millas	Brown
April 8	Dallas Baptist	Steinmetz	Paulsen	Burger	Eierman	Brown	Meyer	Graham	Jefferson	Geha
April 9	Dallas Baptist	Steinmetz	Paulsen	Burger	Eierman	Meyer	Graham	Millas	Jefferson	Brown
April 11	Arkansas	Steinmetz	Paulsen	Burger	Eierman	Meyer	Graham	Jefferson	Millas	Brown
April 13	at New Mexico	Steinmetz	Paulsen	Burger	Eierman	Meyer	Graham	Jefferson	Millas	Duffy
April 14	at New Mexico	Steinmetz	Paulsen	Burger	Eierman	Meyer	Graham	Duffy	Jefferson	Geha
April 15	at New Mexico	Steinmetz	Paulsen	Burger	Eierman	Meyer	Graham	Duffy	Millas	Jefferson
April 17	at Saint Louis	Steinmetz	Paulsen	Burger	Eierman	Duffy	Meyer	Graham	Jefferson	Geha
April 18	at Missouri	Steinmetz	Paulsen	Burger	Eierman	Meyer	Graham	Duffy	Jefferson	Millas
April 22	Wichita State	Steinmetz	Duffy	Burger	Eierman	Meyer	Graham	Brown	Jefferson	Millas
April 23	Wichita State-1	Steinmetz	Burger	Eierman	Meyer	Graham	Brown	Jefferson	Duffy	Geha
April 23	Wichita State-2	Steinmetz	Burger	Eierman	Graham	Meyer	Brown	Millas	Duffy	Jefferson
April 25	Missouri	Steinmetz	Burger	Eierman	Graham	Meyer	Paulsen	Millas	Jefferson	Duffy
April 28	at Evansville	Steinmetz	Paulsen	Burger	Eierman	Graham	Duffy	Jefferson	Geha	Privitera
April 29	at Evansville	Steinmetz	Paulsen	Burger	Eierman	Graham	Jefferson	Millas	Duffy	Privitera
May 2	at Kansas	Steinmetz	Paulsen	Burger	Eierman	Graham	Duffy	Jefferson	Privitera	Geha
May 5	at Southern Illinois	Steinmetz	Paulsen	Burger	Eierman	Graham	Duffy	Jefferson	Millas	Privitera
May 6	at Southern Illinois	Steinmetz	Paulsen	Burger	Eierman	Graham	Duffy	Jefferson	Geha	Privitera
May 7	at Southern Illinois	Steinmetz	Paulsen	Burger	Eierman	Graham	Duffy	Millas	Ruff	Privitera
<b>May 12</b>	<b>Indiana State</b>									
<b>May 13</b>	<b>Indiana State</b>									
<b>May 14</b>	<b>Indiana State</b>									
May 18	at Illinois State									
May 19	at Illinois State									
May 20	at Illinois State									

Bold indicates home game

# MISSOURI STATE BASEBALL

Games 48-50 | MISSOURI STATE BEARS vs. INDIANA STATE SYCAMORES | May 12-14 | Springfield, Mo. | Hammons Field (8,000) | KBFL 1060 AM/96.9 FM | The Valley on ESPN3

## GAME-BY-GAME DEFENSIVE LINEUPS

Date	Opponent	P	C	1B	2B	3B	SS	LF	CF	RF	DH
Feb. 17	vs. Rhode Island	Still	Geha	Paulsen	Meyer	Burger	Eierman	Jefferson	Steinmetz	Graham	Brown
Feb. 18	vs. Stony Brook	Knutson	Millas	Paulsen	Meyer	Burger	Eierman	Duffy	Steinmetz	Graham	Jefferson
Feb. 19	at McNeese State	Witherspoon	Geha	Paulsen	Meyer	Burger	Eierman	Jefferson	Steinmetz	Graham	Brown
Feb. 21	at Oral Roberts	Coleman	Millas	Paulsen	Meyer	Burger	Eierman	Duffy	Steinmetz	Jefferson	Graham
Feb. 24	at Belmont	Still	Geha	Paulsen	Meyer	Burger	Eierman	Duffy	Steinmetz	Graham	Turner
Feb. 25	at Lipscomb	Knutson	Millas	Paulsen	Meyer	Burger	Eierman	Duffy	Steinmetz	Jefferson	Graham
Feb. 26	at Middle Tennessee	Coleman	Millas	Paulsen	Meyer	Burger	Eierman	Jefferson	Duffy	Graham	Whetstone
March 1	at Arkansas State	Knight	Geha	Paulsen	Meyer	Burger	Eierman	Jefferson	Steinmetz	Ruff	Millas
<b>March 3</b>	<b>Central Arkansas</b>	<b>Knutson</b>	<b>Millas</b>	<b>Paulsen</b>	<b>Meyer</b>	<b>Burger</b>	<b>Eierman</b>	<b>Jefferson</b>	<b>Steinmetz</b>	<b>Duffy</b>	<b>Skalnik</b>
<b>March 4</b>	<b>Central Arkansas</b>	<b>Coleman</b>	<b>Millas</b>	<b>Paulsen</b>	<b>Meyer</b>	<b>Burger</b>	<b>Eierman</b>	<b>Jefferson</b>	<b>Steinmetz</b>	<b>Duffy</b>	<b>Skalnik</b>
<b>March 5</b>	<b>Central Arkansas</b>	<b>Still</b>	<b>Geha</b>	<b>Paulsen</b>	<b>Meyer</b>	<b>Burger</b>	<b>Eierman</b>	<b>Jefferson</b>	<b>Steinmetz</b>	<b>Duffy</b>	<b>Millas</b>
March 7	at Oklahoma State	Witherspoon	Geha	Paulsen	Meyer	Burger	Eierman	Jefferson	Steinmetz	Duffy	Millas
March 10	at Minnesota	Knutson	Millas	Paulsen	Meyer	Burger	Eierman	Jefferson	Steinmetz	Turner	Skalnik
March 11	at Minnesota	Coleman	Millas	Paulsen	Meyer	Burger	Eierman	Jefferson	Steinmetz	Duffy	Brown
March 12	at Minnesota	Still	Geha	Paulsen	Meyer	Burger	Eierman	Jefferson	Steinmetz	Duffy	Millas
March 15	at Southeast Missouri	Knight	Millas	Paulsen	Meyer	Burger	Eierman	Skalnik	Steinmetz	Ruff	Brown
<b>March 17</b>	<b>Memphis</b>	<b>Knutson</b>	<b>Millas</b>	<b>Paulsen</b>	<b>Meyer</b>	<b>Burger</b>	<b>Eierman</b>	<b>Jefferson</b>	<b>Steinmetz</b>	<b>Duffy</b>	<b>Knutson</b>
<b>March 18</b>	<b>Memphis</b>	<b>Coleman</b>	<b>Millas</b>	<b>Paulsen</b>	<b>Meyer</b>	<b>Burger</b>	<b>Eierman</b>	<b>Jefferson</b>	<b>Steinmetz</b>	<b>Duffy</b>	<b>Skalnik</b>
<b>March 19</b>	<b>Memphis</b>	<b>Still</b>	<b>Geha</b>	<b>Paulsen</b>	<b>Meyer</b>	<b>Burger</b>	<b>Eierman</b>	<b>Jefferson</b>	<b>Steinmetz</b>	<b>Duffy</b>	<b>Whetstone</b>
<b>March 21</b>	<b>New Orleans</b>	<b>Knight</b>	<b>Millas</b>	<b>Paulsen</b>	<b>Meyer</b>	<b>Burger</b>	<b>Eierman</b>	<b>Jefferson</b>	<b>Steinmetz</b>	<b>Duffy</b>	<b>Geha</b>
March 24	at Central Michigan-1	Knutson	Millas	Paulsen	Meyer	Burger	Eierman	Jefferson	Steinmetz	Ruff	Privitera
March 24	at Central Michigan-2	Coleman	Geha	Paulsen	Meyer	Burger	Eierman	Jefferson	Steinmetz	Ruff	Skalnik
March 26	at Central Michigan	Still	Millas	Paulsen	Meyer	Burger	Eierman	Jefferson	Steinmetz	Ruff	Privitera
<b>March 28</b>	<b>Oral Roberts</b>	<b>Knight</b>	<b>Millas</b>	<b>Paulsen</b>	<b>Meyer</b>	<b>Burger</b>	<b>Eierman</b>	<b>Jefferson</b>	<b>Steinmetz</b>	<b>Ruff</b>	<b>Duffy</b>
<b>March 31</b>	<b>Bradley</b>	<b>Knutson</b>	<b>Millas</b>	<b>Paulsen</b>	<b>Meyer</b>	<b>Burger</b>	<b>Eierman</b>	<b>Jefferson</b>	<b>Steinmetz</b>	<b>Duffy</b>	<b>Graham</b>
<b>April 1</b>	<b>Bradley</b>	<b>Coleman</b>	<b>Geha</b>	<b>Paulsen</b>	<b>Meyer</b>	<b>Burger</b>	<b>Eierman</b>	<b>Jefferson</b>	<b>Steinmetz</b>	<b>Ruff</b>	<b>Graham</b>
<b>April 2</b>	<b>Bradley</b>	<b>Still</b>	<b>Geha</b>	<b>Paulsen</b>	<b>Meyer</b>	<b>Burger</b>	<b>Eierman</b>	<b>Jefferson</b>	<b>Steinmetz</b>	<b>Ruff</b>	<b>Skalnik</b>
<b>April 4</b>	<b>Kansas</b>	<b>Witherspoon</b>	<b>Millas</b>	<b>Paulsen</b>	<b>Meyer</b>	<b>Burger</b>	<b>Eierman</b>	<b>Graham</b>	<b>Steinmetz</b>	<b>Jefferson</b>	<b>Brown</b>
<b>April 7</b>	<b>Dallas Baptist</b>	<b>Knutson</b>	<b>Millas</b>	<b>Paulsen</b>	<b>Meyer</b>	<b>Burger</b>	<b>Eierman</b>	<b>Graham</b>	<b>Steinmetz</b>	<b>Jefferson</b>	<b>Brown</b>
<b>April 8</b>	<b>Dallas Baptist</b>	<b>Coleman</b>	<b>Geha</b>	<b>Paulsen</b>	<b>Meyer</b>	<b>Burger</b>	<b>Eierman</b>	<b>Graham</b>	<b>Steinmetz</b>	<b>Jefferson</b>	<b>Brown</b>
<b>April 9</b>	<b>Dallas Baptist</b>	<b>Still</b>	<b>Millas</b>	<b>Paulsen</b>	<b>Meyer</b>	<b>Burger</b>	<b>Eierman</b>	<b>Graham</b>	<b>Steinmetz</b>	<b>Jefferson</b>	<b>Brown</b>
<b>April 11</b>	<b>Arkansas</b>	<b>Witherspoon</b>	<b>Millas</b>	<b>Paulsen</b>	<b>Meyer</b>	<b>Burger</b>	<b>Eierman</b>	<b>Graham</b>	<b>Steinmetz</b>	<b>Jefferson</b>	<b>Brown</b>
April 13	at New Mexico	Knutson	Millas	Paulsen	Meyer	Burger	Eierman	Jefferson	Steinmetz	Duffy	Graham
April 14	at New Mexico	Coleman	Geha	Paulsen	Meyer	Burger	Eierman	Jefferson	Steinmetz	Duffy	Graham
April 15	at New Mexico	Still	Millas	Paulsen	Meyer	Burger	Eierman	Jefferson	Steinmetz	Duffy	Graham
April 17	at Saint Louis	Gonnerman	Geha	Paulsen	Meyer	Burger	Eierman	Jefferson	Steinmetz	Duffy	Graham
April 18	at Missouri	Knight	Millas	Paulsen	Meyer	Burger	Eierman	Jefferson	Steinmetz	Duffy	Graham
<b>April 22</b>	<b>Wichita State</b>	<b>Knutson</b>	<b>Millas</b>	<b>Brown</b>	<b>Meyer</b>	<b>Burger</b>	<b>Eierman</b>	<b>Jefferson</b>	<b>Steinmetz</b>	<b>Duffy</b>	<b>Graham</b>
<b>April 23</b>	<b>Wichita State-1</b>	<b>Coleman</b>	<b>Geha</b>	<b>Brown</b>	<b>Meyer</b>	<b>Burger</b>	<b>Eierman</b>	<b>Jefferson</b>	<b>Steinmetz</b>	<b>Duffy</b>	<b>Graham</b>
<b>April 23</b>	<b>Wichita State-2</b>	<b>Still</b>	<b>Millas</b>	<b>Brown</b>	<b>Meyer</b>	<b>Burger</b>	<b>Eierman</b>	<b>Jefferson</b>	<b>Steinmetz</b>	<b>Duffy</b>	<b>Graham</b>
<b>April 25</b>	<b>Missouri</b>	<b>Knight</b>	<b>Millas</b>	<b>Paulsen</b>	<b>Meyer</b>	<b>Burger</b>	<b>Eierman</b>	<b>Jefferson</b>	<b>Steinmetz</b>	<b>Duffy</b>	<b>Graham</b>
April 28	at Evansville	Knutson	Geha	Paulsen	Privitera	Burger	Eierman	Jefferson	Steinmetz	Duffy	Graham
April 29	at Evansville	Still	Millas	Paulsen	Privitera	Burger	Eierman	Jefferson	Steinmetz	Duffy	Graham
May 2	at Kansas	Knight	Geha	Paulsen	Privitera	Burger	Eierman	Jefferson	Steinmetz	Duffy	Graham
May 5	at Southern Illinois	Knutson	Millas	Paulsen	Privitera	Burger	Eierman	Jefferson	Steinmetz	Duffy	Graham
May 6	at Southern Illinois	Coleman	Geha	Paulsen	Privitera	Burger	Eierman	Jefferson	Steinmetz	Duffy	Graham
May 7	at Southern Illinois	Still	Millas	Paulsen	Privitera	Burger	Eierman	Ruff	Steinmetz	Duffy	Graham
<b>May 12</b>	<b>Indiana State</b>										
<b>May 13</b>	<b>Indiana State</b>										
<b>May 14</b>	<b>Indiana State</b>										
May 18	at Illinois State										
May 19	at Illinois State										
May 20	at Illinois State										

Bold indicates home game

# MISSOURI STATE BASEBALL

Games 48-50 | MISSOURI STATE BEARS vs. INDIANA STATE SYCAMORES | May 12-14 | Springfield, Mo. | Hammons Field (8,000) | KBFL 1060 AM/96.9 FM | The Valley on ESPN3

## INDIVIDUAL GAME-BY-GAME BATTING (AB-R-H-RBI)

Date	Opponent	Brown AB-R-H-RBI	Burger AB-R-H-RBI	Duffy AB-R-H-RBI	Eierman AB-R-H-RBI	Geha AB-R-H-RBI	Graham AB-R-H-RBI	Jefferson AB-R-H-RBI	Meyer AB-R-H-RBI	Millas AB-R-H-RBI	Paulsen AB-R-H-RBI	Privitera AB-R-H-RBI	Rowley AB-R-H-RBI	Ruff AB-R-H-RBI	Skalnik AB-R-H-RBI	Steinmetz AB-R-H-RBI	Turner AB-R-H-RBI	Whetstone AB-R-H-RBI
Feb 17	Rhode Island	1-0-0-0	3-2-2-3	.....	4-2-3-3	1-1-0-1	3-0-1-0	3-3-1-1	4-1-0-1	.....	3-0-1-3	0-1-0-0	1-0-0-0	1-1-0-0	5-1-1-0	.....	2-0-0-0	
Feb 18	Stony Brook	.....	3-1-0-1	2-1-0-0	4-1-2-0	.....	2-1-1-1	3-1-1-0	5-0-0-0	4-0-1-2	3-2-1-3	.....	.....	DEF	.....	5-0-1-0	1-0-0-0	.....
Feb 19	McNeese St.	1-0-0-0	4-1-2-0	1-0-0-0	4-1-2-3	1-1-0-0	4-0-1-0	4-0-0-0	4-0-1-0	1-0-0-0	4-0-0-0	.....	.....	.....	.....	4-0-0-0	.....	.....
Feb 21	Oral Roberts	.....	5-1-1-0	2-0-1-0	5-0-1-0	.....	2-2-0-0	5-1-1-0	4-1-2-2	4-1-1-1	5-3-4-1	DEF	.....	DEF	1-0-1-3	5-0-1-2	1-0-0-0	1-0-0-0
Feb 24	Belmont	.....	4-0-1-1	5-1-2-1	5-0-1-1	2-1-1-0	3-1-0-0	2-1-1-0	5-1-3-0	2-1-2-1	4-1-1-0	.....	.....	DEF	1-0-1-1	3-0-0-1	1-0-0-0	.....
Feb 25	Lipscomb	.....	6-1-2-1	4-1-1-0	5-1-2-2	.....	4-0-0-0	6-0-2-1	5-0-1-0	5-2-3-1	4-1-0-0	.....	.....	DEF	1-0-0-0	6-0-2-1	.....	.....
Feb 26	Middle Tenn.	.....	5-1-1-0	4-0-0-0	4-1-0-0	.....	0-0-0-0	4-0-2-0	3-1-1-0	5-0-1-2	4-2-3-2	.....	.....	2-0-1-0	1-0-0-0	.....	.....	2-0-0-0
Mar 1	Arkansas St.	1-0-0-0	5-1-1-2	1-0-0-0	3-3-0-2	2-2-0-0	.....	1-1-0-1	2-0-1-2	3-0-1-1	4-2-3-3	1-0-0-0	1-0-0-0	3-1-0-0	0-0-0-0	3-3-1-1	1-0-0-0	1-0-0-0
Mar 3	Central Ark.	1-0-0-0	3-0-0-0	2-1-0-0	2-2-1-1	.....	.....	4-1-2-0	2-1-0-0	3-0-0-0	3-0-0-1	.....	.....	DEF	3-0-0-0	4-0-1-2	.....	.....
Mar 4	Central Ark.	.....	4-1-2-3	3-1-1-0	4-1-1-1	.....	.....	3-1-1-0	3-0-1-0	4-0-0-0	3-0-1-0	.....	.....	.....	4-1-1-1	4-0-0-0	.....	.....
Mar 5	Central Ark.	.....	3-1-2-1	4-0-0-0	4-2-2-2	4-0-1-0	.....	4-0-0-0	4-0-2-0	2-0-1-1	3-1-1-0	.....	.....	.....	2-0-0-0	5-0-2-0	.....	.....
Mar 7	Oklahoma St.	.....	4-0-1-1	2-0-0-0	4-0-0-0	2-0-0-0	.....	4-0-1-0	4-1-2-0	3-0-0-0	4-0-0-0	.....	.....	DEF	1-0-0-0	4-2-2-1	.....	.....
Mar 10	Minnesota	.....	3-1-1-1	2-0-0-0	3-1-1-0	.....	.....	3-0-0-0	4-0-0-1	3-0-1-0	3-0-1-0	.....	.....	.....	1-0-0-0	2-0-0-0	2-0-0-0	2-0-0-0
Mar 11	Minnesota	1-0-0-0	4-1-1-0	2-0-1-1	4-1-0-1	.....	.....	4-3-2-1	5-0-1-1	4-0-0-1	5-1-2-0	DEF	.....	0-1-0-0	0-0-0-1	4-0-1-1	.....	1-0-0-0
Mar 12	Minnesota	1-1-0-0	3-2-2-5	3-2-1-0	5-0-0-0	3-1-0-0	.....	3-1-1-3	4-1-1-0	3-0-1-0	3-0-1-0	DEF	1-0-1-1	2-1-1-0	1-0-1-1	3-3-2-2	1-0-0-0	0-0-0-0
Mar 15	SEMO	2-0-0-0	3-2-2-0	1-0-0-0	3-2-1-0	.....	.....	2-0-0-1	4-0-0-0	3-0-0-0	4-0-3-2	.....	.....	3-0-0-0	2-0-0-1	5-0-3-0	.....	1-0-0-0
Mar 17	Memphis	.....	5-2-2-1	2-1-1-0	4-2-3-1	.....	.....	5-0-1-1	4-2-1-0	4-0-0-1	3-1-0-0	.....	.....	.....	1-0-1-1	3-0-2-3	.....	3-1-1-1
Mar 18	Memphis	.....	4-2-2-1	4-0-2-0	3-1-1-0	.....	.....	5-1-3-1	4-0-1-1	2-0-1-1	4-0-1-1	1-0-0-0	.....	DEF	3-0-0-0	4-1-1-0	.....	0-0-0-0
Mar 19	Memphis	.....	3-2-1-0	2-0-0-0	5-1-1-2	4-0-2-0	.....	5-0-3-0	4-0-1-0	1-0-1-0	5-0-1-1	.....	1-0-0-0	DEF	DEF	4-1-2-0	.....	4-0-0-0
Mar 21	New Orleans	.....	4-1-2-2	1-1-1-0	4-1-2-0	3-1-0-0	.....	5-1-2-0	3-0-2-2	4-0-0-0	5-1-3-1	.....	.....	1-0-0-0	1-0-0-0	4-1-1-0	.....	.....
Mar 24	Central Mich.	1-0-0-0	5-2-3-2	.....	6-2-3-1	DEF	.....	5-0-0-1	5-0-3-2	6-1-2-2	5-1-1-0	3-1-1-0	.....	3-2-2-1	1-1-1-0	5-2-2-0	.....	DEF
Mar 24	Central Mich.	.....	4-1-3-0	DEF	4-0-2-1	3-0-0-0	.....	4-0-0-0	3-0-0-0	1-0-0-0	4-0-2-0	.....	.....	3-0-1-0	3-0-0-0	3-0-1-0	.....	1-0-0-0
Mar 26	Central Mich.	.....	4-0-2-1	.....	4-0-0-0	.....	.....	4-1-1-0	4-0-1-0	4-0-0-0	4-0-2-3	3-1-0-0	.....	4-2-2-0	.....	5-0-0-0	.....	.....
Mar 28	Oral Roberts	.....	4-0-0-0	2-0-0-0	3-0-0-0	.....	.....	4-0-0-0	4-0-2-1	4-0-0-0	2-1-2-0	.....	.....	3-0-0-0	1-0-0-0	3-0-0-0	.....	.....
Mar 31	Bradley	.....	4-1-1-2	1-0-0-0	4-1-2-2	.....	4-0-0-0	2-1-0-0	5-0-1-0	3-0-2-1	6-1-2-0	.....	.....	2-0-0-0	1-0-0-0	4-1-0-0	.....	.....
April 1	Bradley	.....	4-2-2-2	.....	4-2-2-4	1-2-1-1	3-1-1-0	2-1-0-0	4-1-1-0	.....	4-1-1-1	.....	.....	2-2-1-2	1-0-0-0	3-1-1-2	.....	.....
April 2	Bradley	.....	3-1-2-1	DEF	4-1-2-1	3-0-0-0	0-0-0-1	3-1-1-2	5-1-2-2	2-0-0-0	4-1-2-2	.....	.....	2-2-0-0	2-0-1-0	5-2-2-0	.....	.....
April 4	Kansas	0-0-0-0	3-0-1-0	DEF	4-0-0-1	0-0-0-0	4-0-2-0	4-1-0-0	4-0-1-1	4-0-1-0	4-0-1-0	DEF	.....	.....	1-0-0-0	4-1-1-0	.....	1-0-0-0
April 7	DBU	2-2-1-1	4-0-0-0	.....	4-0-1-1	.....	4-1-2-1	4-0-3-0	4-0-0-0	4-0-0-0	3-1-1-2	.....	.....	.....	.....	0-1-0-0	.....	.....
April 8	DBU	3-1-0-0	3-1-1-0	1-0-0-0	3-3-3-1	1-0-0-0	4-0-2-2	4-0-0-0	5-3-3-5	.....	4-2-2-3	.....	.....	.....	.....	5-1-2-0	.....	.....
April 9	DBU	3-0-0-0	3-2-1-3	1-0-0-0	2-2-1-2	.....	3-0-0-0	3-0-0-0	3-1-1-1	3-0-1-1	4-1-1-0	DEF	.....	.....	.....	5-1-1-0	.....	.....
April 11	Arkansas	3-0-0-0	4-3-2-1	1-0-1-0	5-0-1-1	1-0-0-0	3-0-2-0	3-1-1-0	4-0-2-1	2-0-0-0	4-0-0-0	DEF	.....	.....	.....	5-0-0-1	.....	.....
April 13	New Mexico	1-0-0-0	5-0-0-0	4-0-3-2	5-2-2-1	1-0-0-0	4-1-2-2	3-2-0-0	4-1-1-1	2-0-0-0	4-0-3-0	.....	1-0-0-0	.....	1-0-0-0	2-2-0-0	.....	.....
April 14	New Mexico	0-0-0-0	5-1-1-2	5-1-3-2	4-0-1-0	1-0-0-0	4-0-1-0	3-0-0-0	5-1-1-0	1-0-0-1	5-1-1-0	.....	.....	.....	.....	5-1-2-0	.....	.....
April 15	New Mexico	.....	3-3-2-0	5-0-2-1	4-1-4-3	.....	2-1-1-1	4-0-1-0	4-0-0-1	5-1-1-0	4-2-1-0	.....	.....	.....	2-0-1-1	4-0-0-1	.....	.....
April 17	Saint Louis	.....	4-4-2-4	4-0-0-0	6-1-4-5	4-1-1-1	4-2-1-1	5-1-0-0	4-1-1-1	.....	3-2-1-1	.....	.....	1-1-1-0	0-0-0-0	5-2-2-1	.....	.....
April 18	Missouri	1-0-1-0	3-2-1-2	4-0-1-1	3-0-0-0	DEF	4-0-1-0	4-0-0-0	2-1-0-0	3-0-0-0	2-0-0-0	DEF	.....	.....	1-0-0-0	4-2-2-0	.....	.....
April 22	Wichita State	2-1-0-1	4-3-1-0	4-1-1-0	3-2-2-3	.....	3-1-2-1	2-0-0-0	5-1-3-2	5-0-3-3	1-0-0-0	0-1-0-0	.....	1-1-0-1	.....	5-1-1-0	.....	.....
April 23	Wichita State	4-0-1-1	6-2-3-4	4-0-0-0	3-2-0-0	2-3-1-0	4-1-3-6	5-1-1-1	5-2-2-0	.....	.....	.....	.....	.....	.....	4-2-2-0	.....	.....
April 23	Wichita State	3-0-0-0	5-2-3-1	2-0-0-0	4-0-1-0	.....	4-1-3-2	3-0-2-1	4-2-1-2	4-1-2-2	.....	DEF	.....	DEF	1-0-0-0	4-2-1-0	.....	.....
April 25	Missouri	.....	4-0-0-0	2-0-0-0	4-0-1-0	.....	3-0-1-0	2-0-0-0	1-0-0-0	4-1-1-0	3-2-2-1	3-0-1-0	.....	1-1-1-3	.....	5-1-2-1	.....	.....
April 28	Evansville	.....	3-2-1-0	3-1-0-0	4-2-2-5	1-0-0-0	6-1-3-2	1-2-0-0	.....	3-1-0-0	6-0-1-2	2-2-0-1	.....	2-0-0-0	.....	4-2-1-3	.....	.....
April 29	Evansville	.....	3-1-1-1	3-1-1-1	3-2-1-0	.....	6-0-0-0	4-1-1-0	.....	5-1-2-1	6-1-3-3	4-0-1-1	.....	DEF	.....	5-2-1-0	.....	.....
May 2	Kansas	.....	3-0-0-0	5-0-1-0	4-0-1-1	3-0-1-1	3-0-0-0	4-2-2-0	.....	.....	5-0-2-0	0-1-0-0	.....	1-0-1-0	DEF	3-2-2-2	.....	.....
May 5	S. Illinois	1-0-0-0	4-0-0-1	4-1-3-3	4-2-1-0	.....	3-1-1-0	3-0-1-1	.....	5-0-2-2	4-2-1-0	3-0-0-0	.....	0-0-0-0	0-0-0-0	4-1-0-0	.....	.....
May 6	S. Illinois	.....	6-3-2-3	4-3-2-0	4-3-1-0	3-2-0-1	4-2-2-4	1-2-0-1	.....	.....	6-1-1-2	3-1-2-4	.....	1-1-0-0	.....	5-1-2-3	.....	.....
May 7	S. Illinois	.....	5-1-0-0	4-0-0-0	5-3-1-3	Def	5-1-2-0	2-0-0-0	.....	5-0-0-1	5-1-1-0	5-0-1-0	.....	3-0-1-2	.....	4-1-1-0	.....	.....
May 12	Indiana St.	.....	.....	.....	.....	.....	.....	.....	.....	.....	.....	.....	.....	.....	.....	.....	.....	.....
May 13	Indiana St.	.....	.....	.....	.....	.....	.....	.....	.....	.....	.....	.....	.....	.....	.....	.....	.....	.....
May 14	Indiana St.	.....	.....	.....	.....	.....	.....	.....	.....	.....	.....	.....	.....	.....	.....	.....	.....	.....
May 18	Illinois St.	.....	.....	.....	.....	.....	.....	.....	.....	.....	.....	.....	.....	.....	.....	.....	.....	.....
May 19	Illinois St.	.....	.....	.....	.....	.....	.....	.....	.....	.....	.....	.....	.....	.....	.....	.....	.....	.....
May 20	Illinois St.	.....	.....	.....	.....	.....	.....	.....	.....	.....	.....	.....	.....	.....	.....	.....	.....	.....

HOME - bold, AB - at bats, R - runs, H - hits, RBI - runs batted-in, DEF - defensive substitution

# MISSOURI STATE BASEBALL

Games 48-50 | MISSOURI STATE BEARS vs. INDIANA STATE SYCAMORES | May 12-14 | Springfield, Mo. | Hammons Field (8,000) | KBFL 1060 AM/96.9 FM | The Valley on ESPN3

## INDIVIDUAL GAME-BY-GAME PITCHING STATISTICS (IP-H-R-ER-BB-SO)

Date	Opponent	Coleman IP-H-R-ER-BB-K	Dame IP-H-R-ER-BB-K	Fromson IP-H-R-ER-BB-K	Gonnerman IP-H-R-ER-BB-K	Knight IP-H-R-ER-BB-K	Knudson IP-H-R-ER-BB-K	Lochner IP-H-R-ER-BB-K	McAlister IP-H-R-ER-BB-K	Moore IP-H-R-ER-BB-K	Still IP-H-R-ER-BB-K	Tallman IP-H-R-ER-BB-K	Turner IP-H-R-ER-BB-K	Witherspoon IP-H-R-ER-BB-K	Young IP-H-R-ER-BB-K
Feb 17	Rhode Island	.....	.....	1.0-0-0-0-1	.....	.....	.....	.....	1.0-1-0-0-2	1.0-1-0-0-1	*6.0-5-1-1-1-3	.....	.....	.....	.....
Feb 18	Stony Brook	2.0-2-0-0-1	.....	.....	.....	.....	*7.0-3-0-0-2	.....	.....	.....	.....	.....	.....	.....	.....
Feb 19	McNeese State	.....	.....	4.0-1-0-0-1-4	.....	.....	.....	.....	.....	.....	.....	.....	.....	*4.0-6-4-3-1-1	.....
Feb 21	Oral Roberts	*4.1-4-4-1-0-7	.....	.....	.....	.....	.....	0.1-3-1-0-1-0	.....	.....	.....	2.1-0-0-0-2-2	.....	.....	2.0-0-0-0-3
Feb 24	Belmont	.....	.....	3.2-2-0-0-0-3	.....	.....	.....	.....	.....	.....	*4.1-4-5-5-3-5	.....	.....	.....	1.0-0-0-0-3
Feb 25	Lipscomb	.....	.....	.....	.....	.....	*6.0-6-3-3-1-9	.....	.....	.....	.....	4.0-1-1-1-0-8	.....	.....	1.0-1-0-0-1-1
Feb 26	Middle Tennessee	*7.0-1-0-0-3-8	.....	1.0-0-0-0-0-0	.....	.....	.....	.....	.....	.....	.....	.....	.....	.....	1.0-1-0-0-0-2
Mar 1	Arkansas State	.....	.....	.....	.....	*5.0-4-0-0-2-6	.....	1.0-0-0-0-1-1	1.0-1-0-0-0-2	.....	.....	.....	.....	2.0-0-0-0-0-4	.....
Mar 3	Central Arkansas	.....	.....	2.2-0-0-0-2-4	.....	.....	*5.1-6-0-0-2-8	.....	.....	.....	.....	.....	.....	.....	1.0-0-0-0-2
Mar 4	Central Arkansas	*5.2-8-3-3-3-4	.....	.....	.....	.....	.....	.....	.....	.....	.....	1.1-0-0-0-0-2	.....	1.0-0-0-0-1-1	1.0-1-0-0-0-1
Mar 5	Central Arkansas	.....	.....	3.2-0-0-0-0-3	.....	.....	.....	1.0-0-0-0-0-0	.....	.....	*4.1-2-0-0-5-5	.....	.....	.....	.....
Mar 7	Oklahoma State	.....	.....	.....	.....	3.2-3-1-1-2-2	.....	1.0-0-0-0-1-1	0.0-1-1-1-1-0	.....	.....	.....	.....	*3.1-5-5-5-2-6	.....
Mar 10	Minnesota	.....	.....	1.0-2-2-2-1-1	.....	.....	*7.0-4-3-3-0-7	.....	.....	.....	.....	.....	.....	.....	.....
Mar 11	Minnesota	*7.0-4-2-2-0-7	.....	.....	.....	.....	.....	.....	.....	.....	.....	2.0-0-0-0-1-5	.....	.....	.....
Mar 12	Minnesota	.....	.....	.....	1.0-1-2-0-1-0	.....	.....	1.0-0-0-0-0-1	.....	.....	*7.0-7-1-1-1-8	.....	.....	.....	.....
Mar 15	SEMO	.....	.....	3.1-2-0-0-0-7	.....	*4.0-3-4-4-3-7	.....	.....	.....	.....	.....	.....	.....	.....	1.0-3-1-1-3-0
Mar 17	Memphis	.....	.....	.....	.....	.....	*7.0-8-5-5-0-6	.....	.....	.....	.....	1.0-0-0-0-0-2	.....	.....	1.0-0-0-0-0-1
Mar 18	Memphis	*3.0-6-5-5-4-4	.....	1.0-1-0-0-0-1	.....	.....	.....	1.2-0-0-0-0-4	0.1-2-1-1-1-0	.....	.....	.....	.....	3.0-4-0-0-1-3	.....
Mar 19	Memphis	.....	.....	2.0-3-2-2-0-1	.....	.....	.....	.....	.....	.....	*5.1-6-3-2-1-7	1.2-1-0-0-0-1	.....	.....	.....
Mar 21	New Orleans	.....	.....	.....	.....	*7.0-5-0-0-2-1	.....	.....	.....	1.0-0-0-0-0-2	.....	1.0-2-2-2-1-2	.....	.....	.....
Mar 24	Central Michigan	.....	.....	.....	.....	.....	*7.0-5-1-1-3-3	.....	1.0-0-0-0-0-1	1.0-1-0-0-0-0	.....	.....	.....	.....	.....
Mar 24	Central Michigan	*6.1-4-1-1-4-7	.....	2.0-2-1-1-0-1	.....	.....	.....	.....	.....	.....	.....	.....	.....	.....	.....
Mar 26	Central Michigan	.....	.....	.....	.....	.....	.....	2.2-3-1-1-2-3	.....	0.1-0-0-0-0-0	*5.0-7-6-2-2-7	.....	.....	.....	.....
Mar 28	Oral Roberts	.....	.....	1.0-1-0-0-0-2	.....	*6.0-4-3-3-4-2	.....	.....	.....	.....	.....	.....	.....	1.0-1-0-0-0-1	1.0-0-0-0-0-2
Mar 31	Bradley	.....	.....	5.0-3-1-0-1-5	.....	.....	*6.0-8-2-2-0-7	.....	.....	.....	.....	.....	.....	.....	.....
April 1	Bradley	*7.0-8-3-3-3-5	.....	.....	.....	.....	.....	.....	.....	.....	.....	.....	.....	.....	.....
April 2	Bradley	.....	.....	.....	.....	.....	.....	1.0-0-0-0-1-0	.....	.....	*7.0-4-2-2-1-4	.....	.....	.....	1.0-0-0-0-0-1
April 4	Kansas	.....	.....	2.0-2-2-2-1-4	.....	.....	.....	0.0-0-0-0-1-0	1.0-1-1-1-1-1	1.2-1-0-0-1-1	.....	.....	.....	*4.0-4-1-1-2-5	0.1-0-0-0-0-1
April 7	Dallas Baptist	.....	.....	1.0-0-0-0-0-0	.....	.....	*8.0-2-1-1-2-13	.....	.....	.....	.....	.....	.....	.....	.....
April 8	Dallas Baptist	*6.0-4-4-4-3-5	.....	2.0-2-0-0-0-3	.....	.....	.....	0.2-4-4-4-0-1	.....	.....	.....	.....	.....	.....	0.1-0-0-0-1-1
April 9	Dallas Baptist	.....	.....	.....	.....	.....	.....	.....	.....	1.2-1-1-1-1-1	*7.0-6-1-1-1-8	.....	.....	.....	.....
April 11	Arkansas	.....	1.0-2-1-1-0-1	.....	2.0-2-2-2-2-3	.....	.....	1.0-2-2-2-1-1	0.0-2-3-2-0-0	1.0-1-0-0-1-0	.....	1.0-1-0-0-0-1	.....	*3.0-8-4-4-1-6	.....
April 13	New Mexico	*4.2-7-6-6-4-1	.....	.....	.....	3.1-3-3-3-2-1	*4.1-10-8-8-2-2	.....	0.2-2-3-3-4-0	.....	.....	.....	.....	.....	.....
April 14	New Mexico	.....	.....	.....	.....	.....	.....	.....	.....	.....	.....	.....	.....	.....	.....
April 15	New Mexico	.....	.....	.....	.....	.....	.....	.....	.....	.....	*9.0-5-0-0-1-1	.....	.....	.....	.....
April 17	Saint Louis	.....	.....	2.2-2-1-0-0-2	*1.0-3-4-4-2-1	.....	.....	.....	.....	.....	.....	.....	.....	5.1-3-3-3-2-2	.....
April 18	Missouri	.....	.....	2.0-1-0-0-0-3	.....	*5.0-8-3-2-0-4	1.0-1-0-0-1-1	.....	.....	.....	.....	.....	.....	.....	1.0-0-0-0-0-2
April 22	Wichita State	.....	.....	2.1-3-1-1-1-4	.....	.....	*5.2-4-4-3-2-6	.....	.....	.....	.....	.....	.....	.....	1.0-0-0-0-1-2
April 23	Wichita State	*7.0-6-4-3-1-5	.....	.....	.....	.....	.....	.....	.....	.....	.....	.....	.....	2.0-1-0-0-0-1	.....
April 23	Wichita State	.....	.....	.....	.....	.....	.....	.....	.....	1.2-1-0-0-0-1	*7.0-5-1-1-3-5	.....	.....	0.1-0-0-0-1-1	.....
April 25	Missouri	.....	.....	1.1-0-0-0-0-2	.....	*6.2-3-0-0-0-5	.....	.....	.....	.....	.....	.....	.....	.....	1.0-1-1-0-0-0
April 28	Evansville	4.2-3-5-5-5-7	.....	1.1-1-0-0-1-2	.....	.....	*3.0-5-3-3-0-4	.....	.....	.....	.....	.....	.....	.....	.....
April 29	Evansville	.....	.....	2.0-0-0-0-0-3	.....	.....	.....	0.1-0-0-0-0-0	.....	.....	*5.2-9-5-4-1-5	.....	.....	.....	1.0-0-0-0-3-1
May 2	Kansas	.....	.....	1.0-1-2-0-2-2	.....	*5.1-5-6-5-1-6	0.2-2-0-0-0-2	.....	.....	.....	.....	.....	.....	1.0-1-0-0-0-1	.....
May 5	Southern Illinois	.....	.....	2.0-0-0-0-0-3	.....	.....	*6.0-7-5-3-1-5	.....	.....	.....	.....	.....	.....	.....	1.0-0-0-0-1-3
May 6	Southern Illinois	*4.2-8-6-6-4-2	.....	1.2-0-0-0-0-1	.....	.....	.....	.....	.....	1.0-2-2-0-1-1	.....	.....	.....	1.2-2-1-1-0-1	.....
May 7	Southern Illinois	.....	.....	.....	.....	1.1-1-0-0-1-3	.....	.....	.....	.....	*7.0-8-4-4-0-5	.....	.....	.....	2.2-0-0-0-3-3
May 12	Indiana State	.....	.....	.....	.....	.....	.....	.....	.....	.....	.....	.....	.....	.....	.....
May 13	Indiana State	.....	.....	.....	.....	.....	.....	.....	.....	.....	.....	.....	.....	.....	.....
May 14	Indiana State	.....	.....	.....	.....	.....	.....	.....	.....	.....	.....	.....	.....	.....	.....
May 18	Illinois State	.....	.....	.....	.....	.....	.....	.....	.....	.....	.....	.....	.....	.....	.....
May 19	Illinois State	.....	.....	.....	.....	.....	.....	.....	.....	.....	.....	.....	.....	.....	.....
May 20	Illinois State	.....	.....	.....	.....	.....	.....	.....	.....	.....	.....	.....	.....	.....	.....

IP - innings pitched; H - hits allowed; ER - earned runs allowed; BB - walks allowed; K - strikeouts; \*start;

# MISSOURI STATE BASEBALL

Games 48-50 | MISSOURI STATE BEARS vs. INDIANA STATE SYCAMORES | May 12-14 | Springfield, Mo. | Hammons Field (8,000) | KBFL 1060 AM/96.9 FM | The Valley on ESPN3

## CAREER STATISTICS

### Brown, Matt

Year	avg	gp-gs	ab	r	h	2b	3b	hr	rbi	tb	slg%	bb	hbp	so	gdp	ob%	sf	sh	sb-att	po	a	e	fld%
2017	.094	20-12	32	5	3	1	0	1	3	7	.219	11	6	18	0	.408	0	2	0-0	36	4	2	.952
TOTAL	.094	20-12	32	5	3	1	0	1	3	7	.219	11	6	18	0	.408	0	2	0-0	36	4	2	.952

### Burger, Jake

Year	avg	gp-gs	ab	r	h	2b	3b	hr	rbi	tb	slg%	bb	hbp	so	gdp	ob%	sf	sh	sb-att	po	a	e	fld%
2015	.342	57-55	228	41	78	22	3	4	42	118	.518	13	5	29	3	.390	0	1	4-7	25	107	7	.950
2016	.349	56-56	235	59	82	13	2	21	72	162	.689	23	8	35	2	.420	3	0	3-5	35	101	2	.986
2017	.339	47-47	186	60	63	11	0	19	53	131	.704	35	7	27	5	.453	4	0	3-4	22	93	7	.943
TOTAL	.344	160-158	649	160	223	46	5	44	167	411	.633	71	20	91	10	.420	7	1	10-16	82	301	16	.960

### Coleman, Dylan

Year	avg	gp-gs	ab	r	h	2b	3b	hr	rbi	tb	slg%	bb	hbp	so	gdp	ob%	sf	sh	sb-att	po	a	e	fld%
2016	.000	0-0	0	0	0	0	0	0	0	0	.000	0	0	0	0	.000	0	0	0-0	7	11	1	.947
2017	.000	0-0	0	0	0	0	0	0	0	0	.000	0	0	0	0	.000	0	0	0-0	6	4	2	.833
TOTAL	.000	0-0	0	0	0	0	0	0	0	0	.000	0	0	0	0	.000	0	0	0-0	13	15	3	.903

Year	era	w-l	app	qs	cq	sho	sv	ip	h	r	er	bb	so	2b	3b	hr	bf	bavg	wp	hbp	bk	sfa	sha
2016	4.98	6-4	15	14	0	0/0	0	72.1	73	48	40	49	82	16	2	1	339	.265	4	7	2	2	6
2017	5.06	6-2	13	11	1	0/2	0	69.1	65	43	39	34	63	14	3	7	313	.244	12	9	0	1	3
TOTAL	5.02	12-6	28	25	1	0/2	0	141.2	138	91	79	83	145	30	5	8	652	.255	16	16	2	3	9

### Dame, Hunter

Year	avg	gp-gs	ab	r	h	2b	3b	hr	rbi	tb	slg%	bb	hbp	so	gdp	ob%	sf	sh	sb-att	po	a	e	fld%
2017	13.50	0-0	2	0	0	0/0	0	1.1	4	2	2	1	1	0	1	0	9	.500	1	0	0	0	0
TOTAL	13.50	0-0	2	0	0	0/0	0	1.1	4	2	2	1	1	0	1	0	9	.500	1	0	0	0	0

### Duffy, Jack

Year	avg	gp-gs	ab	r	h	2b	3b	hr	rbi	tb	slg%	bb	hbp	so	gdp	ob%	sf	sh	sb-att	po	a	e	fld%
2017	.264	42-32	110	17	29	7	1	0	12	38	.345	18	3	21	2	.382	0	0	3-4	63	0	2	.969
TOTAL	.264	42-32	110	17	29	7	1	0	12	38	.345	18	3	21	2	.382	0	0	3-4	63	0	2	.969

### Eierman, Jeremy

Year	avg	gp-gs	ab	r	h	2b	3b	hr	rbi	tb	slg%	bb	hbp	so	gdp	ob%	sf	sh	sb-att	po	a	e	fld%
2016	.296	59-59	230	45	68	13	4	9	48	116	.504	12	3	67	4	.336	2	2	6-6	63	163	21	.915
2017	.339	47-47	186	54	63	14	1	18	55	133	.715	29	9	40	6	.447	2	2	9-10	58	137	7	.965
TOTAL	.315	106-106	416	99	131	27	5	27	103	249	.599	41	12	107	10	.389	4	4	15-16	121	300	28	.938

# MISSOURI STATE BASEBALL

Games 48-50 | MISSOURI STATE BEARS vs. INDIANA STATE SYCAMORES | May 12-14 | Springfield, Mo. | Hammons Field (8,000) | KBFL 1060 AM/96.9 FM | The Valley on ESPN3

## CAREER STATISTICS

### Fromson, Jake

Year	avg	gp-gs	ab	r	h	2b	3b	hr	rbi	tb	slg%	bb	hbp	so	gdp	ob%	sf	sh	sb-att	po	a	e	fld%
2016	.000	0-0	0	0	0	0	0	0	0	0	.000	0	0	0	0	.000	0	0	0-0	4	9	0	1.000
2017	.000	0-0	0	0	0	0	0	0	0	0	.000	0	0	0	0	.000	0	0	0-0	1	8	1	.900
TOTAL	.000	0-0	0	0	0	0	0	0	0	0	.000	0	0	0	0	.000	0	0	0-0	5	17	1	.957

Year	era	w-l	app	qs	cq	sho	sv	ip	h	r	er	bb	so	2b	3b	hr	bf	bavg	wp	hbp	bk	sfa	sha
2016	3.71	6-2	24	4	0	0/0	1	70.1	64	30	29	19	74	13	3	2	300	.247	4	13	1	5	4
2017	2.17	6-3	26	0	0	0/3	1	54.0	31	17	13	12	65	4	1	3	210	.162	6	5	0	1	1
TOTAL	3.04	12-5	50	4	0	0/3	2	124.1	95	47	42	31	139	17	4	5	510	.211	10	18	1	6	5

### Geha, Logan

Year	avg	gp-gs	ab	r	h	2b	3b	hr	rbi	tb	slg%	bb	hbp	so	gdp	ob%	sf	sh	sb-att	po	a	e	fld%
2017	.174	25-19	46	15	8	1	0	0	5	9	.196	14	6	18	0	.418	1	5	3-3	111	23	2	.985
TOTAL	.174	25-19	46	15	8	1	0	0	5	9	.196	14	6	18	0	.418	1	5	3-3	111	23	2	.985

### Gonnerman, Kolton

Year	avg	gp-gs	ab	r	h	2b	3b	hr	rbi	tb	slg%	bb	hbp	so	gdp	ob%	sf	sh	sb-att	po	a	e	fld%
2017	.000	0-0	0	0	0	0	0	0	0	0	.000	0	0	0	0	.000	0	0	0-0	0	1	0	1.000
TOTAL	.000	0-0	0	0	0	0	0	0	0	0	.000	0	0	0	0	.000	0	0	0-0	0	1	0	1.000

Year	era	w-l	app	qs	cq	sho	sv	ip	h	r	er	bb	so	2b	3b	hr	bf	bavg	wp	hbp	bk	sfa	sha
2017	11.12	0-0	4	1	0	0/0	0	5.2	7	9	7	6	4	1	0	1	32	.304	4	1	0	1	1
TOTAL	11.12	0-0	4	1	0	0/0	0	5.2	7	9	7	6	4	1	0	1	32	.304	4	1	0	1	1

### Graham, Blake

Year	avg	gp-gs	ab	r	h	2b	3b	hr	rbi	tb	slg%	bb	hbp	so	gdp	ob%	sf	sh	sb-att	po	a	e	fld%
2014	.200	36-20	75	7	15	2	0	1	6	20	.267	13	2	15	1	.330	1	3	1-2	21	0	1	.955
2015	.273	57-42	150	30	41	3	1	4	31	58	.387	24	2	26	3	.381	0	1	3-4	51	2	1	.981
2016	.300	57-52	203	41	61	9	4	5	37	93	.458	22	10	34	1	.388	5	1	4-6	77	2	2	.975
2017	.343	30-29	102	18	35	8	0	6	24	61	.598	22	1	28	1	.460	1	1	0-0	11	0	0	1.000
TOTAL	.287	180-143	530	96	152	22	5	16	98	232	.438	81	15	103	6	.392	7	6	8-12	160	4	4	.976

### Jefferson, Alex

Year	avg	gp-gs	ab	r	h	2b	3b	hr	rbi	tb	slg%	bb	hbp	so	gdp	ob%	sf	sh	sb-att	po	a	e	fld%
2014	.226	31-17	62	15	14	2	1	1	4	21	.339	9	4	12	0	.360	0	1	2-2	31	0	0	1.000
2015	.175	24-6	40	9	7	1	0	0	2	8	.200	3	0	9	0	.233	0	0	4-5	3	1	0	1.000
2016	.286	52-34	147	31	42	7	2	3	24	62	.422	13	7	29	1	.367	2	5	6-10	10	1	0	1.000
2017	.233	47-44	163	32	38	8	0	3	17	55	.337	27	8	40	1	.367	1	3	6-10	65	3	1	.986
TOTAL	.245	154-101	412	87	101	18	3	7	47	146	.354	52	19	90	2	.354	3	9	18-27	109	5	1	.991

Year	era	w-l	app	qs	cq	sho	sv	ip	h	r	er	bb	so	2b	3b	hr	bf	bavg	wp	hbp	bk	sfa	sha
2015	2.51	0-0	11	0	0	0/0	0	14.1	9	4	4	10	14	2	0	1	61	.188	0	2	0	1	0
2016	4.50	0-0	1	0	0	0/0	0	2.0	3	1	1	2	0	1	0	0	9	.429	0	0	0	0	0
TOTAL	2.76	0-0	12	0	0	0/0	0	16.1	12	5	5	12	14	3	0	1	70	.218	0	2	0	1	0

# MISSOURI STATE BASEBALL

Games 48-50 | MISSOURI STATE BEARS vs. INDIANA STATE SYCAMORES | May 12-14 | Springfield, Mo. | Hammons Field (8,000) | KBFL 1060 AM/96.9 FM | The Valley on ESPN3

## CAREER STATISTICS

### Knight,Austin

Year	avg	gp-gs	ab	r	h	2b	3b	hr	rbi	tb	slg%	bb	hbp	so	gdp	ob%	sf	sh	sb-att	po	a	e	fld%
2015	.000	0-0	0	0	0	0	0	0	0	0	.000	0	0	0	0	.000	0	0	0-0	1	0	0	1.000
2016	.000	0-0	0	0	0	0	0	0	0	0	.000	0	0	0	0	.000	0	0	0-0	1	6	0	1.000
2017	.000	0-0	0	0	0	0	0	0	0	0	.000	0	0	0	0	.000	0	0	0-0	5	7	0	1.000
TOTAL	.000	0-0	0	0	0	0	0	0	0	0	.000	0	0	0	0	.000	0	0	0-0	7	13	0	1.000

Year	era	w-l	app	qs	cq	sho	sv	ip	h	r	er	bb	so	2b	3b	hr	bf	bavg	wp	hbp	bk	sfa	sha
2015	10.80	0-0	2	0	0	0/0	0	1.2	2	2	2	2	0	0	0	0	10	.333	0	1	0	1	0
2016	5.33	5-2	15	9	0	0/0	1	52.1	47	34	31	22	41	17	1	3	224	.242	2	4	1	2	2
2017	3.42	3-2	10	7	0	0/1	0	47.1	39	20	18	17	37	7	0	3	196	.235	5	3	1	4	6
TOTAL	4.53	8-4	27	16	0	0/1	1	101.1	88	56	51	41	78	24	1	6	430	.240	7	8	2	7	8

### Knutson,Jordan

Year	avg	gp-gs	ab	r	h	2b	3b	hr	rbi	tb	slg%	bb	hbp	so	gdp	ob%	sf	sh	sb-att	po	a	e	fld%
2015	.000	0-0	0	0	0	0	0	0	0	0	.000	0	0	0	0	.000	0	0	0-0	4	23	0	1.000
2016	.000	0-0	0	0	0	0	0	0	0	0	.000	0	0	0	0	.000	0	0	0-0	7	26	1	.971
2017	.000	1-1	0	0	0	0	0	0	0	0	.000	0	0	0	0	.000	0	0	0-0	7	21	0	1.000
TOTAL	.000	1-1	0	0	0	0	0	0	0	0	.000	0	0	0	0	.000	0	0	0-0	18	70	1	.989

Year	era	w-l	app	qs	cq	sho	sv	ip	h	r	er	bb	so	2b	3b	hr	bf	bavg	wp	hbp	bk	sfa	sha
2014	12.91	0-0	9	1	0	0/0	0	7.2	15	11	11	10	8	3	0	2	48	.405	4	0	0	1	0
2015	3.16	6-2	20	14	0	0/2	0	88.1	83	33	31	34	61	9	2	5	379	.251	5	8	1	2	4
2016	4.61	7-6	16	16	0	0/1	0	91.2	95	59	47	35	88	15	5	5	412	.263	5	5	0	1	9
2017	3.89	5-2	14	12	0	0/2	0	74.0	71	35	32	14	75	9	2	5	310	.246	14	4	0	0	3
TOTAL	4.16	18-10	59	43	0	0/5	0	261.2	264	138	121	93	232	36	9	17	1149	.259	28	17	1	4	16

### Lochner,Jake

Year	avg	gp-gs	ab	r	h	2b	3b	hr	rbi	tb	slg%	bb	hbp	so	gdp	ob%	sf	sh	sb-att	po	a	e	fld%
2016	.000	0-0	0	0	0	0	0	0	0	0	.000	0	0	0	0	.000	0	0	0-0	0	2	0	1.000
2017	.000	0-0	0	0	0	0	0	0	0	0	.000	0	0	0	0	.000	0	0	0-0	0	3	0	1.000
TOTAL	.000	0-0	0	0	0	0	0	0	0	0	.000	0	0	0	0	.000	0	0	0-0	0	5	0	1.000

Year	era	w-l	app	qs	cq	sho	sv	ip	h	r	er	bb	so	2b	3b	hr	bf	bavg	wp	hbp	bk	sfa	sha
2016	5.59	1-0	14	2	0	0/0	0	19.1	16	17	12	25	15	2	0	0	97	.229	3	1	0	0	0
2017	5.40	1-0	12	0	0	0/2	0	11.2	12	8	7	8	12	1	1	2	56	.255	2	1	0	0	0
TOTAL	5.52	2-0	26	2	0	0/2	0	31.0	28	25	19	33	27	3	1	2	153	.239	5	2	0	0	0

### McAlister,Tyler

Year	avg	gp-gs	ab	r	h	2b	3b	hr	rbi	tb	slg%	bb	hbp	so	gdp	ob%	sf	sh	sb-att	po	a	e	fld%
2017	.000	0-0	0	0	0	0	0	0	0	0	.000	0	0	0	0	.000	0	0	0-0	0	1	0	1.000
TOTAL	.000	0-0	0	0	0	0	0	0	0	0	.000	0	0	0	0	.000	0	0	0-0	0	1	0	1.000

Year	era	w-l	app	qs	cq	sho	sv	ip	h	r	er	bb	so	2b	3b	hr	bf	bavg	wp	hbp	bk	sfa	sha
2017	14.40	0-0	8	0	0	0/1	0	5.0	10	9	8	7	6	5	0	0	36	.417	2	3	0	0	2

# MISSOURI STATE BASEBALL

Games 48-50 | MISSOURI STATE BEARS vs. INDIANA STATE SYCAMORES | May 12-14 | Springfield, Mo. | Hammons Field (8,000) | KBFL 1060 AM/96.9 FM | The Valley on ESPN3

## CAREER STATISTICS

### Meyer, Aaron

Year	avg	gp-gs	ab	r	h	2b	3b	hr	rbi	tb	slg%	bb	hbp	so	gdp	ob%	sf	sh	sb-att	po	a	e	fld%
2014	.226	48-32	124	10	28	5	0	0	5	33	.266	8	1	35	0	.276	1	4	0-1	58	26	5	.944
2015	.298	39-21	84	13	25	3	0	0	9	28	.333	17	1	14	2	.422	0	3	0-2	7	2	1	.900
2016	.315	59-57	203	35	64	17	1	2	32	89	.438	22	1	28	2	.380	3	8	4-5	92	141	10	.959
2017	.292	41-41	161	24	47	10	1	4	30	71	.441	21	0	32	4	.372	1	1	1-4	57	96	6	.962
TOTAL	.287	187-151	572	82	164	35	2	6	76	221	.386	68	3	109	8	.363	5	16	5-12	214	265	22	.956

### Millas, Drew

Year	avg	gp-gs	ab	r	h	2b	3b	hr	rbi	tb	slg%	bb	hbp	so	gdp	ob%	sf	sh	sb-att	po	a	e	fld%
2017	.230	40-32	135	10	31	6	0	1	26	40	.296	10	2	29	2	.289	2	1	2-3	264	36	4	.987
TOTAL	.230	40-32	135	10	31	6	0	1	26	40	.296	10	2	29	2	.289	2	1	2-3	264	36	4	.987

### Moore, Alex

Year	avg	gp-gs	ab	r	h	2b	3b	hr	rbi	tb	slg%	bb	hbp	so	gdp	ob%	sf	sh	sb-att	po	a	e	fld%
2017	.000	0-0	0	0	0	0	0	0	0	0	.000	0	0	0	0	.000	0	0	0-0	1	2	0	1.000
TOTAL	.000	0-0	0	0	0	0	0	0	0	0	.000	0	0	0	0	.000	0	0	0-0	1	2	0	1.000

Year	era	w-l	app	qs	cq	sho	sv	ip	h	r	er	bb	so	2b	3b	hr	bf	bavg	wp	hbp	bk	sfa	sha
2017	0.87	0-0	9	0	0	0/0	0	10.1	8	3	1	4	7	0	0	0	45	.200	3	1	2	0	0
TOTAL	0.87	0-0	9	0	0	0/0	0	10.1	8	3	1	4	7	0	0	0	45	.200	3	1	2	0	0

### Paulsen, Justin

Year	avg	gp-gs	ab	r	h	2b	3b	hr	rbi	tb	slg%	bb	hbp	so	gdp	ob%	sf	sh	sb-att	po	a	e	fld%
2015	.274	60-58	208	39	57	12	0	8	47	93	.447	43	3	35	6	.395	7	3	1-4	545	23	6	.990
2016	.300	59-56	210	41	63	16	2	7	49	104	.495	41	4	35	2	.414	6	1	2-2	507	34	9	.984
2017	.343	45-44	178	36	61	15	0	5	38	91	.511	27	2	24	2	.433	1	2	0-1	400	26	7	.984
TOTAL	.304	164-158	596	116	181	43	2	20	134	288	.483	111	9	94	10	.412	14	6	3-7	1452	83	22	.986

### Privitera, John

Year	avg	gp-gs	ab	r	h	2b	3b	hr	rbi	tb	slg%	bb	hbp	so	gdp	ob%	sf	sh	sb-att	po	a	e	fld%
2017	.214	21-8	28	8	6	1	0	0	6	7	.250	8	0	10	0	.378	1	2	0-0	17	15	2	.941
TOTAL	.214	21-8	28	8	6	1	0	0	6	7	.250	8	0	10	0	.378	1	2	0-0	17	15	2	.941

### Rowley, Danny

Year	avg	gp-gs	ab	r	h	2b	3b	hr	rbi	tb	slg%	bb	hbp	so	gdp	ob%	sf	sh	sb-att	po	a	e	fld%
2016	.000	6-0	6	0	0	0	0	0	0	0	.000	0	0	5	0	.000	0	0	0-0	10	2	0	1.000
2017	.200	5-0	5	0	1	0	0	0	1	1	.200	0	0	3	0	.200	0	0	0-0	3	0	0	1.000
TOTAL	.091	11-0	11	0	1	0	0	0	1	1	.091	0	0	8	0	.091	0	0	0-0	13	2	0	1.000

### Ruff, Landan

Year	avg	gp-gs	ab	r	h	2b	3b	hr	rbi	tb	slg%	bb	hbp	so	gdp	ob%	sf	sh	sb-att	po	a	e	fld%
2015	.000	19-0	1	4	0	0	0	0	0	0	.000	0	0	1	0	.000	0	0	0-0	0	0	0	.000
2016	.222	20-0	9	8	2	1	0	0	0	3	.333	0	0	0	1	.222	0	0	0-0	4	0	0	1.000
2017	.293	32-9	41	15	12	2	1	1	9	19	.463	7	3	12	1	.431	0	3	2-2	23	1	0	1.000
TOTAL	.275	71-9	51	27	14	3	1	1	9	22	.431	7	3	13	2	.393	0	3	2-2	27	1	0	1.000

# MISSOURI STATE BASEBALL

Games 48-50 | MISSOURI STATE BEARS vs. INDIANA STATE SYCAMORES | May 12-14 | Springfield, Mo. | Hammons Field (8,000) | KBFL 1060 AM/96.9 FM | The Valley on ESPN3

## CAREER STATISTICS

### Skalnik,Ryan

Year	avg	gp-gs	ab	r	h	2b	3b	hr	rbi	tb	slg%	bb	hbp	so	gdp	ob%	sf	sh	sb-att	po	a	e	fld%
2017	.205	32-8	39	3	8	2	0	1	10	13	.333	6	1	10	0	.319	1	1	0-0	2	1	0	1.000
TOTAL	.205	32-8	39	3	8	2	0	1	10	13	.333	6	1	10	0	.319	1	1	0-0	2	1	0	1.000

### Steinmetz,Hunter

Year	avg	gp-gs	ab	r	h	2b	3b	hr	rbi	tb	slg%	bb	hbp	so	gdp	ob%	sf	sh	sb-att	po	a	e	fld%
2016	.316	59-59	247	57	78	14	7	1	27	109	.441	39	5	34	4	.418	1	2	14-15	126	1	2	.984
2017	.278	46-46	187	44	52	7	0	3	28	68	.364	36	4	42	2	.398	4	4	6-7	95	3	2	.980
TOTAL	.300	105-105	434	101	130	21	7	4	55	177	.408	75	9	76	6	.409	5	6	20-22	221	4	4	.983

### Still,Doug

Year	avg	gp-gs	ab	r	h	2b	3b	hr	rbi	tb	slg%	bb	hbp	so	gdp	ob%	sf	sh	sb-att	po	a	e	fld%
2017	.000	0-0	0	0	0	0	0	0	0	0	.000	0	0	0	0	.000	0	0	0-0	2	18	0	1.000
TOTAL	.000	0-0	0	0	0	0	0	0	0	0	.000	0	0	0	0	.000	0	0	0-0	2	18	0	1.000

Year	era	w-l	app	qs	cg	sho	sv	ip	h	r	er	bb	so	2b	3b	hr	bf	bavg	wp	hbp	bk	sfa	sha
2017	2.77	6-1	12	12	1	1/1	0	74.2	68	29	23	20	63	14	0	5	310	.242	2	5	2	0	4
TOTAL	2.77	6-1	12	12	1	1/1	0	74.2	68	29	23	20	63	14	0	5	310	.242	2	5	2	0	4

### Tallman,Justin

Year	avg	gp-gs	ab	r	h	2b	3b	hr	rbi	tb	slg%	bb	hbp	so	gdp	ob%	sf	sh	sb-att	po	a	e	fld%
2017	0.00	0-0	1	0	0	0/0	0	1.0	1	0	0	0	1	0	0	0	4	.250	0	0	0	0	0
TOTAL	0.00	0-0	1	0	0	0/0	0	1.0	1	0	0	0	1	0	0	0	4	.250	0	0	0	0	0

### Turner,Trey

Year	avg	gp-gs	ab	r	h	2b	3b	hr	rbi	tb	slg%	bb	hbp	so	gdp	ob%	sf	sh	sb-att	po	a	e	fld%
2017	.000	6-2	7	0	0	0	0	0	0	0	.000	1	0	5	0	.125	0	0	0-0	2	2	0	1.000
TOTAL	.000	6-2	7	0	0	0	0	0	0	0	.000	1	0	5	0	.125	0	0	0-0	2	2	0	1.000

Year	era	w-l	app	qs	cg	sho	sv	ip	h	r	er	bb	so	2b	3b	hr	bf	bavg	wp	hbp	bk	sfa	sha
2017	2.03	2-0	7	0	0	0/0	0	13.1	4	3	3	4	22	0	0	2	49	.093	1	1	0	0	1
TOTAL	2.03	2-0	7	0	0	0/0	0	13.1	4	3	3	4	22	0	0	2	49	.093	1	1	0	0	1

### Whetstone,Ben

Year	avg	gp-gs	ab	r	h	2b	3b	hr	rbi	tb	slg%	bb	hbp	so	gdp	ob%	sf	sh	sb-att	po	a	e	fld%
2017	.053	14-2	19	1	1	0	0	0	1	1	.053	4	0	7	0	.217	0	0	0-0	2	0	0	1.000
TOTAL	.053	14-2	19	1	1	0	0	0	1	1	.053	4	0	7	0	.217	0	0	0-0	2	0	0	1.000

# MISSOURI STATE BASEBALL

Games 48-50 | MISSOURI STATE BEARS vs. INDIANA STATE SYCAMORES | May 12-14 | Springfield, Mo. | Hammons Field (8,000) | KBFL 1060 AM/96.9 FM | The Valley on ESPN3

## CAREER STATISTICS

Witherspoon,Nate

Year	avg	gp-gs	ab	r	h	2b	3b	hr	rbi	tb	slg%	bb	hbp	so	gdp	ob%	sf	sh	sb-att	po	a	e	fld%
2017	.000	0-0	0	0	0	0	0	0	0	0	.000	0	0	0	0	.000	0	0	0-0	0	7	0	1.000
TOTAL	.000	0-0	0	0	0	0	0	0	0	0	.000	0	0	0	0	.000	0	0	0-0	0	7	0	1.000

Year	era	w-l	app	qs	cq	sho	sv	ip	h	r	er	bb	so	2b	3b	hr	bf	bavg	wp	hbp	bk	sfa	sha
2017	4.83	3-3	13	4	0	0/1	0	31.2	35	18	17	11	33	6	0	4	138	.287	3	2	1	0	3
TOTAL	4.83	3-3	13	4	0	0/1	0	31.2	35	18	17	11	33	6	0	4	138	.287	3	2	1	0	3

Young,Bryan

Year	avg	gp-gs	ab	r	h	2b	3b	hr	rbi	tb	slg%	bb	hbp	so	gdp	ob%	sf	sh	sb-att	po	a	e	fld%
2014	.000	0-0	0	0	0	0	0	0	0	0	.000	0	0	0	0	.000	0	0	0-0	0	5	0	1.000
2015	.000	1-0	0	0	0	0	0	0	0	0	.000	0	0	0	0	.000	0	0	0-0	2	5	0	1.000
2016	.000	0-0	0	0	0	0	0	0	0	0	.000	0	0	0	0	.000	0	0	0-0	5	7	0	1.000
2017	.000	0-0	0	0	0	0	0	0	0	0	.000	0	0	0	0	.000	0	0	0-0	3	1	0	1.000
TOTAL	.000	1-0	0	0	0	0	0	0	0	0	.000	0	0	0	0	.000	0	0	0-0	10	18	0	1.000

Year	era	w-l	app	qs	cq	sho	sv	ip	h	r	er	bb	so	2b	3b	hr	bf	bavg	wp	hbp	bk	sfa	sha
2014	3.63	2-2	9	0	0	0/0	0	17.1	17	8	7	12	14	5	1	1	79	.266	4	2	0	0	1
2015	1.31	7-0	30	0	0	0/4	16	41.1	29	8	6	14	51	8	0	0	168	.193	3	2	1	0	2
2016	1.31	1-3	24	0	0	0/2	11	34.1	21	8	5	16	41	7	0	0	142	.183	0	1	1	2	8
2017	0.47	1-1	18	0	0	0/2	5	19.1	7	2	1	13	29	1	0	0	82	.106	2	2	1	0	1
TOTAL	1.52	11-6	81	0	0	0/8	32	112.1	74	26	19	55	135	21	1	1	471	.187	9	7	3	2	12

# MISSOURI STATE BASEBALL

Games 48-50 | MISSOURI STATE BEARS vs. INDIANA STATE SYCAMORES | May 12-14 | Springfield, Mo. | Hammons Field (8,000) | KBFL 1060 AM/96.9 FM | The Valley on ESPN3

## MSU SEASON-CAREER HIGHS

**2017 (45 G) ..... #1 Justin Paulsen ..... Career (164 G)**  
 6, 4x, last 5/6 at Southern Illinois ..... **At-bats** ..... 6, 7x, last 5/6/17 at Southern Illinois  
 4, 2/21 at Oral Roberts ..... **Hits** ..... 4, 2/21/17 at Oral Roberts  
 3, 2/21 at Oral Roberts ..... **Runs** ..... 4, 4/6/16 vs. Kansas  
 3, 6x, last 4/29 at Evansville ..... **RBIs** ..... 4, 2x, last 3/15/16 vs. Western Illinois  
 NA ..... **Steals** ..... 1, 3x, last 5/19/16 vs. Illinois State  
 2, 2x, last 4/17 at Saint Louis ..... **Walks** ..... 3, 2/21/15 vs. Little Rock  
 2, 7x, last 4/28 at Evansville ..... **Strikeouts** ..... 4, 4/24/15 at Illinois State  
 3, 4/29 at Evansville ..... **Doubles** ..... 3, 2x, last 4/29/17 at Evansville  
 2, 4/8 vs. Dallas Baptist ..... **Home runs** ..... 2, 4/8/17 vs. Dallas Baptist

**2017 (30 G) ..... #3 Blake Graham ..... Career (180 G)**  
 6, 2x, last 4/29 at Evansville ..... **At-bats** ..... 6, 5x, last 4/29/17 at Evansville  
 3, 3x, last 4/28 at Evansville ..... **Hits** ..... 4, 2/28/15 vs. UCA  
 2, 3x, last 5/6 at Southern Illinois ..... **Runs** ..... 4, 2/28/15 vs. UCA  
 6, 4/23 vs. Wichita State ..... **RBIs** ..... 6, 4/23/17 vs. Wichita State  
 NA ..... **Steals** ..... 2, 3/5/16 vs. SIUE  
 3, 2/21 at Oral Roberts ..... **Walks** ..... 3, 2x, last 2/21/17 at Oral Roberts  
 3, 2x, last 4/14 at New Mexico ..... **Strikeouts** ..... 3, 4x, last 4/17 at New Mexico  
 1, 8x, last 5/6 at Southern Illinois ..... **Doubles** ..... 1, 21x, last 5/6/17 at Southern Illinois  
 1, 6x, last 5/6 at Southern Illinois ..... **Home runs** ..... 1, 16x, last 5/6/17 at Southern Illinois

**2017 (25 G) ..... #4 Logan Geha ..... Career (25 G)**  
 4, 3x, last 4/17 at Saint Louis ..... **At-bats** ..... 4, 3x, last 4/17/17 at Saint Louis  
 2, 3/19 vs. Memphis ..... **Hits** ..... 2, 3/19/17 vs. Memphis  
 3, 4/23 vs. Wichita State ..... **Runs** ..... 3, 4/23/17 vs. Wichita State  
 1, 5x, last 5/6 at Southern Illinois ..... **RBIs** ..... 1, 5x, last 5/6/17 at Southern Illinois  
 1, 2x, last 4/14 at New Mexico ..... **Steals** ..... 1, 2x, last 4/14/17 at New Mexico  
 2, 4x, last 4/23 vs. Wichita State ..... **Walks** ..... 2, 4x, last 4/23/17 vs. Wichita State  
 2, 5x, last 5/6 at Southern Illinois ..... **Strikeouts** ..... 2, 5x, last 5/6/17 at Southern Illinois  
 1, 2/24 at Belmont ..... **Doubles** ..... 1, 2/24/17 at Belmont  
 NA ..... **Home runs** ..... NA

**2017 (32 G) ..... #5 Ryan Skalik ..... Career (32 G)**  
 4, 3/4 vs. Central Arkansas ..... **At-bats** ..... 4, 3/4/17 vs. Central Arkansas  
 1, 8x, last 4/15 at New Mexico ..... **Hits** ..... 1, 8x, last 4/15/17 at New Mexico  
 1, 3x, last 3/24 at Central Michigan ..... **Runs** ..... 1, 3x, last 3/24/17 at Central Michigan  
 3, 2/21 at Oral Roberts ..... **RBIs** ..... 3, 2/21/17 at Oral Roberts  
 NA ..... **Steals** ..... NA  
 1, 6x, last 5/5 at Southern Illinois ..... **Walks** ..... 1, 6x, last 5/5/17 at Southern Illinois  
 1, 10x, last 4/23 vs. Wichita State ..... **Strikeouts** ..... 1, 10x, last 4/23/17 vs. Wichita State  
 1, 2x, last 3/12 at Minnesota ..... **Doubles** ..... 1, 2x, last 3/12/17 at Minnesota  
 1, 3/4 vs. Central Arkansas ..... **Home runs** ..... 1, 3/4/17 vs. Central Arkansas

**2017 (46 G) ..... #7 Hunter Steinmetz ..... Career (105 G)**  
 6, 2/25 at Lipscomb ..... **At-bats** ..... 6, 3x, last 2/25/17 at Lipscomb  
 3, 3/15 at Southeast Missouri ..... **Hits** ..... 3, 7x, last 3/15/17 at Southeast Missouri  
 3, 2x, last 3/12 at Minnesota ..... **Runs** ..... 3, 5x, last 3/12/17 at Minnesota  
 3, 3x, last 5/6 at Southern Illinois ..... **RBIs** ..... 3, 5x, last 5/6/17 at Southern Illinois  
 1, 6x, last 5/7 at Southern Illinois ..... **Steals** ..... 3, 3/16/16 vs. Western Illinois  
 3, 3x, last 4/13 at New Mexico ..... **Walks** ..... 3, 5x, last 4/13/17 at New Mexico  
 3, 2/24 at Belmont ..... **Strikeouts** ..... 3, 2/24/17 at Belmont  
 1, 7x, last 4/23 vs. Wichita State ..... **Doubles** ..... 2, 3/20/16 vs. Iowa  
 1, 3x, last 5/2 at Kansas ..... **Home runs** ..... 1, 4x, last 5/2/17 at Kansas

**2017 (41 G) ..... #8 Aaron Meyer ..... Career (187 G)**  
 5, 11x, last 4/23 vs. Wichita State ..... **At-bats** ..... 5, 25x, last 4/23/17 vs. Wichita State  
 3, 4x, last 4/22 vs. Wichita State ..... **Hits** ..... 4, 5/28/16 vs. Dallas Baptist  
 3, 4/8 vs. Dallas Baptist ..... **Runs** ..... 4, 2/19/16 at UCA  
 5, 4/8 vs. Dallas Baptist ..... **RBIs** ..... 5, 4/8/17 vs. Dallas Baptist  
 1, 2/24 at Belmont ..... **Steals** ..... 1, 5x, last 2/24/17 at Belmont  
 2, 3x, last 4/17 at Saint Louis ..... **Walks** ..... 3, 5/3/16 vs. Arkansas  
 3, 3/17 vs. Memphis ..... **Strikeouts** ..... 4, 5/4/14 at Dallas Baptist  
 1, 10x, last 4/14 at New Mexico ..... **Doubles** ..... 2, 2x, last 4/16/16 at Wichita State  
 1, 4x, last 4/23 vs. Wichita State ..... **Home runs** ..... 1, 6x, last 4/23/17 vs. Wichita State

**2017 (47 G) ..... #9 Jake Burger ..... Career (160 G)**  
 6, 3x, last 5/6 at Southern Illinois ..... **At-bats** ..... 6, 7x, last 5/6/17 at Southern Illinois  
 3, 4x, last 4/23 vs. Wichita State ..... **Hits** ..... 4, 5x, last 3/16/16 vs. Western Illinois  
 4, 4/17 at Saint Louis ..... **Runs** ..... 5, 3/16/16 vs. Western Illinois  
 5, 3/12 at Minnesota ..... **RBIs** ..... 5, 3x, last 3/12/17 at Minnesota  
 1, 3x, last 4/23 vs. Wichita State ..... **Steals** ..... 1, 10x, last 4/23/17 vs. Wichita State  
 3, 2x, last 4/29 at Evansville ..... **Walks** ..... 3, 3x, last 4/29/17 at Evansville  
 2, 7x, last 5/5 at Southern Illinois ..... **Strikeouts** ..... 3, 5/13/16 at Dallas Baptist  
 1, 11x, last 4/22 vs. Wichita State ..... **Doubles** ..... 2, 6x, last 3/26/16 vs. Minnesota  
 2, 3/12 at Minnesota ..... **Home runs** ..... 2, 3x, last 3/12/17 at Minnesota

**2017 (13 G/11 GS) ..... #10 Dylan Coleman ..... Career (28 G/25 GS)**  
 7, 0, 4x, last 4/23 vs. Wichita State ..... **Innings** ..... 7, 0, 7x, last 4/23/17 vs. Wichita State  
 8, 3x, last 5/6 at Southern Illinois ..... **Hits (most)** ..... 8, 6x, last 5/6/17 at Southern Illinois  
 1, 2/26 at Middle Tennessee ..... **Hits (fewest)** ..... 1, 2/26/17 at Middle Tennessee  
 6, 2x, last 5/6 at Southern Illinois ..... **ER (most)** ..... 6, 3x, last 5/6/17 at Southern Illinois  
 0, 2x, last 2/26 at Middle Tennessee ..... **ER (fewest)** ..... 0, 4x, last 2/26/17 at Middle Tennessee  
 5, last 4/28 at Evansville ..... **Walks** ..... 6, 2x, last 5/19/16 vs. Illinois State  
 8, 2/26 at Middle Tennessee ..... **Strikeouts** ..... 11, 4/1/16 vs. Central Michigan  
 2, 3x, last 4/1 vs. Bradley ..... **HBP** ..... 2, 4x, last 4/11/17 vs. Bradley  
 7, 0, 2/26 at Middle Tennessee ..... **Most scoreless IP** ..... 7, 0, 2x, last 2/26/17 at Middle Tenn.

**2017 (47 G) ..... #11 Jeremy Eierman ..... Career (106 G)**  
 6, 2x, last 4/17 at Saint Louis ..... **At-bats** ..... 6, 3x, last 4/17/17 at Saint Louis  
 4, 2x, last 4/17 at Saint Louis ..... **Hits** ..... 5, 5/17/16 at Arkansas  
 3, 4x, last 5/7 at Southern Illinois ..... **Runs** ..... 3, 7x, last 5/7/17 at Southern Illinois  
 5, 2x, last 4/28 at Evansville ..... **RBIs** ..... 5, 2x, last 4/28/17 at Evansville  
 1, 8x, last 4/13 at New Mexico ..... **Steals** ..... 2, 2/28/16 at Austin Peay  
 3, 3/1 at Arkansas State ..... **Walks** ..... 3, 3/1/17 at Arkansas State  
 3, 5/5 at Southern Illinois ..... **Strikeouts** ..... 3, 6x, last 5/5/17 at Southern Illinois  
 3, 4/17 at Saint Louis ..... **Doubles** ..... 3, 4/17/17 at Saint Louis  
 2, 2x, last 4/28 at Evansville ..... **Home runs** ..... 2, 3x, last 4/28/17 at Evansville

**2017 (18 G/0 GS) ..... #13 Bryan Young ..... Career (81 G/0 GS)**  
 2, 2, 5/7 at Southern Illinois ..... **Innings** ..... 5, 0, 5/28/16 vs. Dallas Baptist  
 3, 3/15 at Southeast Missouri ..... **Hits (most)** ..... 5, 3/27/15 at Jacksonville  
 0, 13x, last 5/7 at Southern Illinois ..... **Hits (fewest)** ..... 0, 37x, last 5/7/17 at Southern Illinois  
 1, 3/15 at Southeast Missouri ..... **ER (most)** ..... 2, 3x, last 3/27/15 at Jacksonville  
 0, 16x, last 5/7 at Southern Illinois ..... **ER (fewest)** ..... 0, 61x, last 5/7/17 at Southern Illinois  
 3, 3x, last 5/7 at Southern Illinois ..... **Walks** ..... 5, 5/3/15 vs. Wichita State  
 3, 4x, last 5/7 at Southern Illinois ..... **Strikeouts** ..... 6, 2x, last 5/28/16 vs. Dallas Baptist  
 1, 2x, last 4/2 vs. Bradley ..... **HBP** ..... 1, 6x, last 4/2/17 vs. Bradley  
 2, 2, 5/7 at Southern Illinois ..... **Most scoreless IP** ..... 4, 0, 3/9/14 vs. Utah

**2017 (14 G/12 GS) ..... #14 Jordan Knutson ..... Career (59 G/43 GS)**  
 8, 0, 4/7 vs. Dallas Baptist ..... **Innings** ..... 8, 2, 3/29/15 at Jacksonville  
 10, 4/13 at New Mexico ..... **Hits (most)** ..... 10, 4/13/17 at New Mexico  
 1, last 4/18 at Missouri ..... **Hits (fewest)** ..... 0, 5x, last 2/15/15 vs. Washington State  
 8, 4/13 at New Mexico ..... **ER (most)** ..... 8, 4/13/17 at New Mexico  
 0, 4x, last 5/2 at Kansas ..... **ER (fewest)** ..... 0, 17x, last 5/2/17 at Kansas  
 3, 3/24 at Central Michigan ..... **Walks** ..... 5, 4/22/16 vs. Evansville  
 13, 4/7 vs. Dallas Baptist ..... **Strikeouts** ..... 13, 4/7/17 vs. Dallas Baptist  
 1, 4x, last 5/5 at Southern Illinois ..... **HBP** ..... 2, 3x, last 4/29/16 at Indiana State  
 7, 0, 2/18 vs. Stony Brook ..... **Most scoreless IP** ..... 8, 0, 4/12/15 at Evansville

**2017 (26 G/0 GS) ..... #16 Jake Fromson ..... Career (50 G/4 GS)**  
 5, 0, 3/31 vs. Bradley ..... **Innings** ..... 7, 0, 5/15/16 at Dallas Baptist  
 3, 3x, last 4/22 vs. Wichita State ..... **Hits (most)** ..... 10, 5/21/16 vs. Illinois State  
 0, 9x, last 5/6 at Southern Illinois ..... **Hits (fewest)** ..... 0, 16x, last 5/6/17 at Southern Illinois  
 5, 4/13 at New Mexico ..... **ER (most)** ..... 6, 5/7/16 vs. Southern Illinois  
 0, 20x, last 5/6 at Southern Illinois ..... **ER (fewest)** ..... 0, 31x, last 5/6/17 at Southern Illinois  
 2, 3x, last 5/2 at Kansas ..... **Walks** ..... 5, 5/26/16 vs. Bradley  
 7, 3/15 at Southeast Missouri ..... **Strikeouts** ..... 8, 2x, last 5/15/16 at Dallas Baptist  
 2, 4/13 at New Mexico ..... **HBP** ..... 3, 5/28/16 vs. Dallas Baptist  
 4, 0, 2/19 at McNeese ..... **Most scoreless IP** ..... 4, 0, 2/19/17 at McNeese

**2017 (1 G/0 GS) ..... #17 Justin Tallman ..... Career (1 G/0 GS)**  
 1, 0, 4/11 vs. Arkansas ..... **Innings** ..... 1, 0, 4/11/17 vs. Arkansas  
 1, 4/11 vs. Arkansas ..... **Hits (most)** ..... 1, 4/11/17 vs. Arkansas  
 1, 4/11 vs. Arkansas ..... **Hits (fewest)** ..... 1, 4/11/17 vs. Arkansas  
 NA ..... **ER (most)** ..... NA  
 1, 4/11 vs. Arkansas ..... **ER (fewest)** ..... 0, 4/11/17 vs. Arkansas  
 NA ..... **Walks** ..... NA  
 1, 4/11 vs. Arkansas ..... **Strikeouts** ..... 1, 4/11/17 vs. Arkansas  
 NA ..... **HBP** ..... NA  
 1, 0, 4/11 vs. Arkansas ..... **Most scoreless IP** ..... 1, 0, 4/11/17 vs. Arkansas

**2017 (20 G) ..... #18 Matt Brown ..... Career (20 G)**  
 4, 4/23 vs. Wichita State ..... **At-bats** ..... 4, 4/23/17 vs. Wichita State  
 1, 3x, last 4/23 vs. Wichita State ..... **Hits** ..... 1, 3x, last 4/23/17 vs. Wichita State  
 1, 2x, last 4/22 vs. Wichita State ..... **Runs** ..... 1, 2x, last 4/22/17 vs. Wichita State  
 1, 3x, last 4/23 vs. Wichita State ..... **RBIs** ..... 1, 3x, last 4/23/17 vs. Wichita State  
 NA ..... **Steals** ..... NA  
 3, 4/22 vs. Wichita State ..... **Walks** ..... 3, 4/22/17 vs. Wichita State  
 3, 4/8 vs. Dallas Baptist ..... **Strikeouts** ..... 3, 4/8/17 vs. Dallas Baptist  
 1, 4/18 at Missouri ..... **Doubles** ..... 1, 4/18/17 at Missouri  
 1, 4/7 vs. Dallas Baptist ..... **Home runs** ..... 1, 4/7/17 vs. Dallas Baptist

# MISSOURI STATE BASEBALL

Games 48-50 | MISSOURI STATE BEARS vs. INDIANA STATE SYCAMORES | May 12-14 | Springfield, Mo. | Hammons Field (8,000) | KBFL 1060 AM/96.9 FM | The Valley on ESPN3

## MSU SEASON-CAREER HIGHS

<b>2017 (8 G/0 GS)</b> .....	<b>#19 Tyler McAlister</b> .....	<b>Career (8 G/0 GS)</b>
1.0, 4x, last 4/4 vs. Kansas.....	Innings.....	1.0, 4x, last 4/4/17 vs. Kansas
2, 3x, last 4/13 at New Mexico.....	Hits (most).....	2, 3x, last 4/13/17 at New Mexico
0, 3/24 at Central Michigan.....	Hits (fewest).....	0, 3/24/17 at Central Michigan
3, 4/13 at New Mexico.....	ER (most).....	3, 4/13/17 at New Mexico
0, 3x, last 3/24 at Central Michigan.....	ER (fewest).....	0, 3x, last 3/24/17 at Central Michigan
4, 4/13 at New Mexico.....	Walks.....	4, 4/13/17 at New Mexico
2, 2x, last 3/1 at Arkansas State.....	Strikeouts.....	2, 2x, last 3/1/17 at Arkansas State
1, 2x, last 3/24 at Central Michigan.....	HBP.....	1, 2x, last 3/24/17 at Central Michigan
1.0, 3x, last 3/24 at Central Mich.....	Most scoreless IP.....	1.0, 3x, last 3/24/17 at Central Mich.

<b>2017 (12 G/0 GS)</b> .....	<b>#21 Jake Lochner</b> .....	<b>Career (26 G/2 GS)</b>
2.2, 3/26 at Central Michigan.....	Innings.....	6.0, 2/27/16 vs. Alcorn State
4, 4/8 vs. Dallas Baptist.....	Hits (most).....	4, 2x, last 4/8/17 vs. Dallas Baptist
0, 7x, last 4/29 at Evansville.....	Hits (fewest).....	0, 12x, last 4/29/17 at Evansville
4, 4/8 vs. Dallas Baptist.....	ER (most).....	4, 4/8/17 vs. Dallas Baptist
0, 9x, last 4/29 at Evansville.....	ER (fewest).....	0, 13x, last 4/29/17 at Evansville
2, 3/26 at Central Michigan.....	Walks.....	5, 3/5/16 vs. SIUE
4, 3/18 vs. Memphis.....	Strikeouts.....	6, 2/27/16 vs. Alcorn State
1, 3/12 at Minnesota.....	HBP.....	1, 2x, last 3/12/17 at Minnesota
1.2, 3/18 vs. Memphis.....	Most scoreless IP.....	1.2, 2x, last 3/18/17 vs. Memphis

<b>2017 (42 G)</b> .....	<b>#23 Jack Duffy</b> .....	<b>Career (42 G)</b>
5, 4x, last 5/2/17 at Kansas.....	At-bats.....	5, 4x, last 5/2/17 at Kansas
3, 3x, last 5/5 at Southern Illinois.....	Hits.....	3, 3x, last 5/5/17 at Southern Illinois
3, 5/6 at Southern Illinois.....	Runs.....	3, 5/6/17 at Southern Illinois
3, 5/5 at Southern Illinois.....	RBIs.....	3, 5/5/17 at Southern Illinois
1, 3x, last 5/6 at Southern Illinois.....	Steals.....	1, 3x, last 5/6/17 at Southern Illinois
2, 3x, last 5/7 at Southern Illinois.....	Walks.....	2, 3x, last 5/7/17 at Southern Illinois
2, 3x, last 4/23 vs. Wichita State.....	Strikeouts.....	2, 3x, last 4/23/17 vs. Wichita State
2, 5/5 at Southern Illinois.....	Doubles.....	2, 5/5/17 at Southern Illinois
NA.....	Home runs.....	NA.....

<b>2017 (40 G)</b> .....	<b>#24 Drew Millas</b> .....	<b>Career (40 G)</b>
6, 3/24 at Central Michigan.....	At-bats.....	6, 3/24/17 at Central Michigan
3, 2x, last 4/22 vs. Wichita State.....	Hits.....	3, 2x, last 4/22/17 vs. Wichita State
2, 2/25 at Lipscomb.....	Runs.....	2, 2/25/17 at Lipscomb
3, 4/22 vs. Wichita State.....	RBIs.....	3, 4/22/17 vs. Wichita State
1, 3/12 at Minnesota.....	Steals.....	1, 3/12/17 at Minnesota
1, 10x, last 5/7 at Southern Illinois.....	Walks.....	1, 10x, last 5/7/17 at Southern Illinois
2, 5x, last 5/5 at Southern Illinois.....	Strikeouts.....	2, 5x, last 5/5/17 at Southern Illinois
1, 6x, last 5/5 at Southern Illinois.....	Doubles.....	1, 6x, last 5/5/17 at Southern Illinois
1, 2/25 at Lipscomb.....	Home runs.....	1, 2/25/17 at Lipscomb

<b>2017 (7 G/0 GS)</b> .....	<b>#26 Trey Turner</b> .....	<b>Career (7 G/0 GS)</b>
4.0, 2/25 at Lipscomb.....	Innings.....	4.0, 2/25/17 at Lipscomb
2, 3/21 vs. New Orleans.....	Hits (most).....	2, 3/21/17 vs. New Orleans
0, 4x, last 3/17 vs. Memphis.....	Hits (fewest).....	0, 4x, last 3/17/17 vs. Memphis
2, 3/21 vs. New Orleans.....	ER (most).....	2, 3/21/17 vs. New Orleans
0, 5x, last 3/19 vs. Memphis.....	ER (fewest).....	0, 5x, last 3/19/17 vs. Memphis
2, 2/21 at Oral Roberts.....	Walks.....	2, 2/21/17 at Oral Roberts
8, 2/25 at Lipscomb.....	Strikeouts.....	8, 2/25/17 at Lipscomb
1, 3/19 vs. Memphis.....	HBP.....	1, 3/19/17 vs. Memphis
2.1, 2/21 at Oral Roberts.....	Most scoreless IP.....	2.1, 2/21/17 at Oral Roberts

<b>2017 (6 G)</b> .....	<b>#26 Trey Turner</b> .....	<b>Career (6 G)</b>
2, 3/10 at Minnesota.....	At-bats.....	2, 3/10/17 at Minnesota
NA.....	Hits.....	NA.....
NA.....	Runs.....	NA.....
NA.....	RBIs.....	NA.....
NA.....	Steals.....	NA.....
1, 2/24 at Belmont.....	Walks.....	1, 2/24/17 at Belmont
2, 3/10 at Minnesota.....	Strikeouts.....	2, 3/10/17 at Minnesota
NA.....	Doubles.....	NA.....
NA.....	Home runs.....	NA.....

<b>2017 (13 G/4 GS)</b> .....	<b>#27 Nate Witherspoon</b> .....	<b>Career (13 G/4 GS)</b>
5.1, 4/17 at Saint Louis.....	Innings.....	5.1, 4/17/17 at Saint Louis
8, 4/11 vs. Arkansas.....	Hits (most).....	8, 4/11/17 vs. Arkansas
0, 3x, last 4/23 vs. Wichita State.....	Hits (fewest).....	0, 3x, last 4/23/17 vs. Wichita State
5, 3/7 at Oklahoma State.....	ER (most).....	5, 3/7/17 at Oklahoma State
0, 7x, last 5/2 at Kansas.....	ER (fewest).....	0, 7x, last 5/2/17 at Kansas
2, 3x, last 4/17 at Saint Louis.....	Walks.....	2, 3x, last 4/17/17 at Saint Louis
6, 2x, last 4/11 vs. Arkansas.....	Strikeouts.....	6, 2x, last 4/11/17 vs. Arkansas
1, 2x, last 3/7 at Oklahoma State.....	HBP.....	1, 2x, last 3/7/17 at Oklahoma State
3.0, 3/18 vs. Memphis.....	Most scoreless IP.....	3.0, 3/18/17 vs. Memphis

<b>2017 (10 G/7 GS)</b> .....	<b>#29 Austin Knight</b> .....	<b>Career (27 G/16 GS)</b>
7.0, 3/21 vs. New Orleans.....	Innings.....	7.0, 3x, last 3/21/17 vs. New Orleans
8, 4/18 at Missouri.....	Hits (most).....	8, 4/18/17 at Missouri
1, 5/7 at Southern Illinois.....	Hits (fewest).....	0, 2/27/16 vs. Alcorn State
5, 5/2 at Kansas.....	ER (most).....	8, 5/8/16 vs. Southern Illinois
0, 4x, last 5/7 at Southern Illinois.....	ER (fewest).....	0, 8x, last 5/7/17 at Southern Illinois
4, 3/28 vs. Oral Roberts.....	Walks.....	4, 2x, last 3/28/17 vs. Oral Roberts
7, 3/15 at Southeast Missouri.....	Strikeouts.....	7, 3/15/17 at Southeast Missouri
1, 3x, last 4/25 vs. Missouri.....	HBP.....	2, 5/17/16 at Arkansas
7.0, 3/21 vs. New Orleans.....	Most scoreless IP.....	7.0, 2x, last 3/21/17 vs. New Orleans

<b>2017 (30 G)</b> .....	<b>#31 Landan Ruff</b> .....	<b>Career (69 G)</b>
4, 3/26 at Central Michigan.....	At-bats.....	4, 3/26/17 at Central Michigan
2, 2x, last 3/26 at Central Michigan.....	Hits.....	2, 2x, last 3/26/17 at Central Michigan
2, 4x, last 4/2 vs. Bradley.....	Runs.....	2, 4x, last 4/2/17 vs. Bradley
3, 4/25 vs. Missouri.....	RBIs.....	3, 4/25/17 vs. Missouri
1, 2x, last 4/17 at Saint Louis.....	Steals.....	1, 2x, last 4/17/17 at Saint Louis
2, 4/2 vs. Bradley.....	Walks.....	2, 4/2/17 vs. Bradley
2, 2x, last 3/28 vs. Oral Roberts.....	Strikeouts.....	2, 2x, last 3/28/17 vs. Oral Roberts
1, 2x, last 4/1 vs. Bradley.....	Doubles.....	1, 3x, last 4/1/17 vs. Bradley
1, 4/25 vs. Missouri.....	Home runs.....	1, 4/25/17 vs. Missouri

<b>2017 (21 G)</b> .....	<b>#32 John Privitera</b> .....	<b>Career (21 G)</b>
5, 5/7 at Southern Illinois.....	At-bats.....	5, 5/7/17 at Southern Illinois
2, 5/6 at Southern Illinois.....	Hits.....	2, 5/6/17 at Southern Illinois
2, 4/28 at Evansville.....	Runs.....	2, 4/28/17 at Evansville
4, 5/6 at Southern Illinois.....	RBIs.....	4, 5/6/17 at Southern Illinois
NA.....	Steals.....	NA.....
2, 3x, last 5/6 at Southern Illinois.....	Walks.....	2, 3x, last 5/6/17 at Southern Illinois
2, 2x, last 4/29 at Evansville.....	Strikeouts.....	2, 2x, last 4/29/17 at Evansville
1, 5/7 at Southern Illinois.....	Doubles.....	1, 5/7/17 at Southern Illinois
NA.....	Home runs.....	NA.....

<b>2017 (12 G/12 GS)</b> .....	<b>#33 Doug Still</b> .....	<b>Career (12 G/12 GS)</b>
9.0, 4/15 at New Mexico.....	Innings.....	9.0, 4/15/17 at New Mexico
9, 4/29 at Evansville.....	Hits (most).....	9, 4/29/17 at Evansville
2, 3/5 vs. Central Arkansas.....	Hits (fewest).....	2, 3/5/17 vs. Central Arkansas
5, 2/24 at Belmont.....	ER (most).....	5, 2/24/17 at Belmont
0, 2x, last 4/15 at New Mexico.....	ER (fewest).....	0, 2x, last 4/15/17 at New Mexico
5, 3/5 vs. Central Arkansas.....	Walks.....	5, 3/5/17 vs. Central Arkansas
8, 2x, last 4/9 vs. Dallas Baptist.....	Strikeouts.....	8, 2x, last 4/9/17 vs. Dallas Baptist
2, 2/24 at Belmont.....	HBP.....	2, 2/24/17 at Belmont
9.0, 4/15 at New Mexico.....	Most scoreless IP.....	9.0, 4/15/17 at New Mexico

<b>2017 (2 G/0 GS)</b> .....	<b>#34 Hunter Dame</b> .....	<b>Career (2 G/0 GS)</b>
1.0, 4/11 vs. Arkansas.....	Innings.....	1.0, 4/11/17 vs. Arkansas
2, 2x, last 4/11 vs. Arkansas.....	Hits (most).....	2, 2x, last 4/11/17 vs. Arkansas
2, 2x, last 4/11 vs. Arkansas.....	Hits (fewest).....	2, 2x, last 4/11/17 vs. Arkansas
1, 2x, last 4/11 vs. Arkansas.....	ER (most).....	1, 2x, last 4/11/17 vs. Arkansas
1, 2x, last 4/11 vs. Arkansas.....	ER (fewest).....	1, 2x, last 4/11/17 vs. Arkansas
1, 4/9 vs. Dallas Baptist.....	Walks.....	1, 4/9/17 vs. Dallas Baptist
1, 4/11 vs. Arkansas.....	Strikeouts.....	1, 4/11/17 vs. Arkansas
NA.....	HBP.....	NA.....
NA.....	Most scoreless IP.....	NA.....

<b>2017 (4 G/1 GS)</b> .....	<b>#36 Kolton Gonnerman</b> .....	<b>Career (4 G/1 GS)</b>
2.0, 4/11 vs. Arkansas.....	Innings.....	2.0, 4/11/17 vs. Arkansas
3, 4/17 at Saint Louis.....	Hits (most).....	3, 4/17/17 at Saint Louis
1, 2x, last 4/13 at New Mexico.....	Hits (fewest).....	1, 2x, last 4/13/17 at New Mexico
4, 4/17 at Saint Louis.....	ER (most).....	4, 4/17/17 at Saint Louis
0, 3/12 at Minnesota.....	ER (fewest).....	0, 3/12/17 at Minnesota
2, 2x, last 4/17 at Saint Louis.....	Walks.....	2, 2x, last 4/17/17 at Saint Louis
3, 4/11 vs. Arkansas.....	Strikeouts.....	3, 4/11/17 vs. Arkansas
1, 4/11 vs. Arkansas.....	HBP.....	1, 4/11/17 vs. Arkansas
NA.....	Most scoreless IP.....	NA.....

<b>2017 (47 G)</b> .....	<b>#40 Alex Jefferson</b> .....	<b>Career (154 G)</b>
6, 2/25 at Lipscomb.....	At-bats.....	6, 2/25/17 at Lipscomb
3, 3x, last 4/8 vs. Dallas Baptist.....	Hits.....	3, 7x, last 4/8/17 vs. Dallas Baptist
3, 2x, last 3/11 at Minnesota.....	Runs.....	3, 7x, last 3/11/17 at Minnesota
3, 3/12 at Minnesota.....	RBIs.....	3, 5x, last 3/12/17 at Minnesota
1, 6x, last 4/23 vs. Wichita State.....	Steals.....	2, 2x, last 3/22/16 vs. Arkansas State
4, last 4/28 at Evansville.....	Walks.....	4, 4/28/17 at Evansville
3, 2x, last 4/29 at Evansville.....	Strikeouts.....	3, 3x, last 4/29/17 at Evansville
1, 8x, last 5/2 at Kansas.....	Doubles.....	1, 17x, last 5/2/17 at Kansas
1, 3x, last 4/23 vs. Wichita State.....	Home runs.....	1, 7x, last 4/23/17 vs. Wichita State

# MISSOURI STATE BASEBALL

Games 48-50 | MISSOURI STATE BEARS vs. INDIANA STATE SYCAMORES | May 12-14 | Springfield, Mo. | Hammons Field (8,000) | KBFL 1060 AM/96.9 FM | The Valley on ESPN3

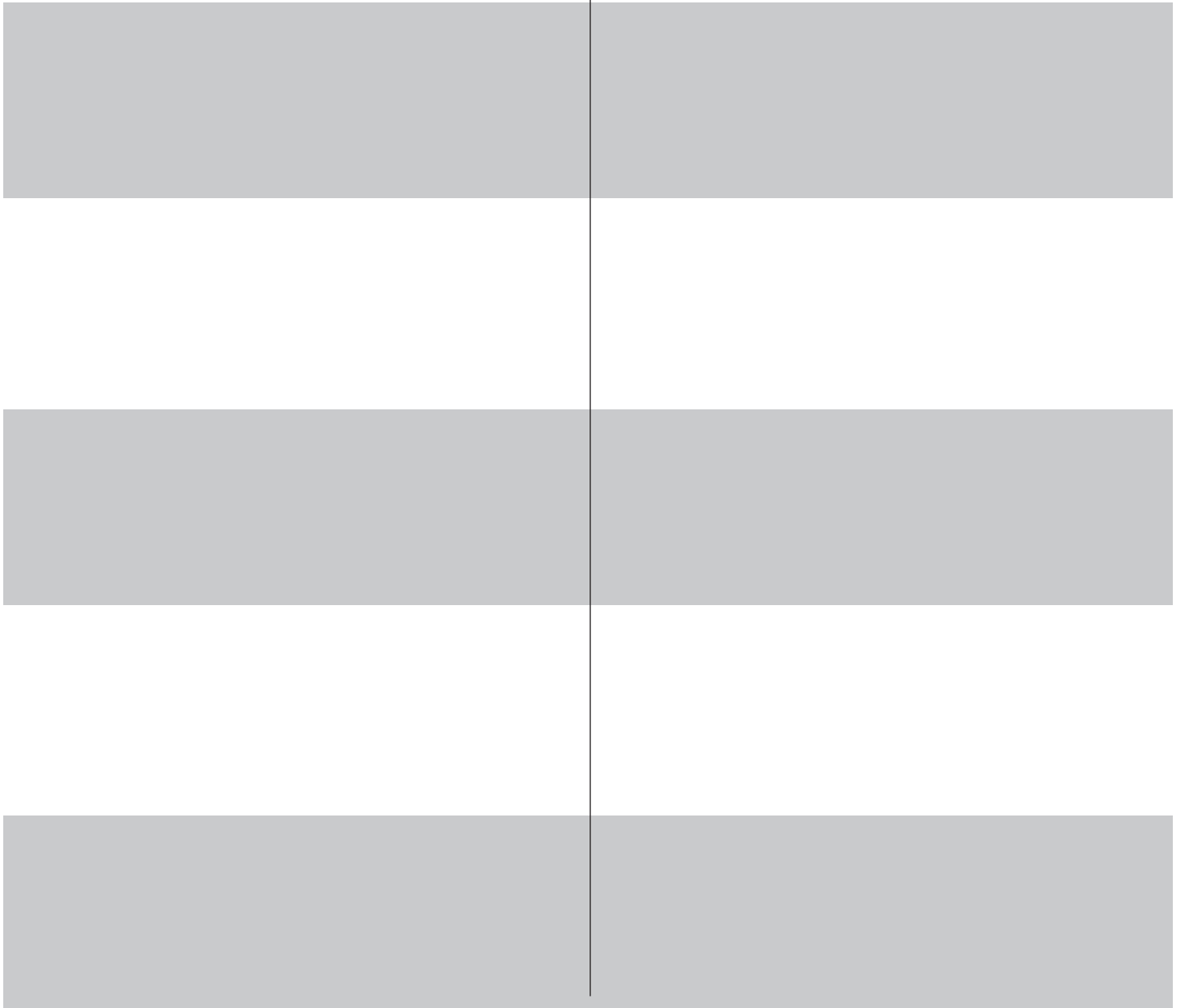
## MSU SEASON-CAREER HIGHS

**Season (0 G, 0 GS) ..... #40 Alex Jefferson ..... Career (12 G, 0 GS)**  
 NA..... **Innings** ..... 5.1, 4/4/15 vs. Dallas Baptist  
 NA..... **Hits (most)** ..... 4, 4/4/15 vs. Dallas Baptist  
 NA..... **Hits (fewest)** ..... 0, 5x, last 5/3/15 vs. Wichita State  
 NA..... **ER (most)** ..... 1, 5x, last 5/8/16 vs. Southern Illinois  
 NA..... **ER (fewest)** ..... 0, 5x, last 5/3/15 vs. Wichita State  
 NA..... **Walks** ..... 3, 2x, last 4/25/15 at Illinois State  
 NA..... **Strikeouts** ..... 3, 2x, last 4/25/15 at Illinois State  
 NA..... **HBP** ..... 1, 2x, last 4/21/15 at Missouri  
 NA..... **Most scoreless IP** ..... 5.1, 4/4/15 vs. Dallas Baptist

**2017 (5 G) ..... #43 Danny Rowley ..... Career (9 G)**  
 1, 5x, last 4/13 at New Mexico..... **At-bats** ..... 2, 2x, last 4/5/16 vs. Saint Louis  
 1, 3/12 at Minnesota ..... **Hits** ..... 1, 3/12/17 at Minnesota  
 NA..... **Runs** ..... NA  
 1, 3/12 at Minnesota ..... **RBIs** ..... 1, 3/12/17 at Minnesota  
 NA..... **Steals** ..... NA  
 NA..... **Walks** ..... NA  
 1, 3x, last 3/19 vs. Memphis ..... **Strikeouts** ..... 2, 2x, last 4/15/16 vs. Saint Louis  
 NA..... **Doubles** ..... NA  
 NA..... **Home runs** ..... NA

**2017 (14 G) ..... #45 Ben Whetstone ..... Career (14 G)**  
 4, 3/19 vs. Memphis ..... **At-bats** ..... 4, 3/19/17 vs. Memphis  
 1, 3/17 vs. Memphis ..... **Hits** ..... 1, 3/17/17 vs. Memphis  
 1, 3/17 vs. Memphis ..... **Runs** ..... 1, 3/17/17 vs. Memphis  
 1, 3/17 vs. Memphis ..... **RBIs** ..... 1, 3/17/17 vs. Memphis  
 NA..... **Steals** ..... NA  
 2, 2/26 at Middle Tennessee..... **Walks** ..... 2, 2/26/17 at Middle Tennessee  
 2, 3/19 vs. Memphis ..... **Strikeouts** ..... 2, 3/19/17 vs. Memphis  
 NA..... **Doubles** ..... NA  
 NA..... **Home runs** ..... NA

**2017 (9 G/0 GS) ..... #50 Alex Moore ..... Career (9 G/0 GS)**  
 1.2, 3x, last 4/23 vs. Wichita State ..... **Innings** ..... 1.2, 3x, last 4/23/17 vs. Wichita State  
 2, 5/6 at Southern Illinois ..... **Hits (most)** ..... 2, 5/6/17 at Southern Illinois  
 0, 2x, last 3/26 at Central Michigan ..... **Hits (fewest)** ..... 0, 2x, last 3/24/17 at Central Michigan  
 1, 4/9 vs. Dallas Baptist ..... **ER (most)** ..... 1, 4/9/17 vs. Dallas Baptist  
 0, 8x, last 5/6 at Southern Illinois..... **ER (fewest)** ..... 0, 8x, last 5/6/17 at Southern Illinois  
 1, 4x, last 5/6 at Southern Illinois..... **Walks** ..... 1, 4x, last 5/6/17 at Southern Illinois  
 2, 3/21 vs. New Orleans ..... **Strikeouts** ..... 2, 3/21/17 vs. New Orleans  
 1, 3/21 vs. New Orleans ..... **HBP** ..... 1, 3/21/17 vs. New Orleans  
 1.2, 2x, last 4/23 vs. Wichita State ..... **Most scoreless IP** ..1.2, 2x, last 4/23/17 vs. Wichita State



# MISSOURI STATE BASEBALL

Games 48-50 | MISSOURI STATE BEARS vs. INDIANA STATE SYCAMORES | May 12-14 | Springfield, Mo. | Hammons Field (8,000) | KBFL 1060 AM/96.9 FM | The Valley on ESPN3

## MISSOURI STATE RECORDS SUMMARY

### Individual Batting

#### Games Played

Season: 66, Dant'e Brinkley, Adam Pummill, Brooks Colvin, Shaun Marcum, Rick Wilson, 2003  
Career: 236, Matt Gardner, 1999-02

#### At-Bats

Game: 8, Earnie Johnson, Pat Kelly and Mark Neff, 5/1/88 vs. ORU;  
Ryan Gotcher and Chris Taylor, 4/6/04 vs. Arkansas; Adam Pummill, 2/25/06 vs. UNC Greensboro  
Season: 278, Dant'e Brinkley, 2003  
Career: 972, Matt Gardner, 1999-02

#### Runs

Game: 6, Bobby McCulloch, 5/6/75 vs. SIU Edwardsville; Larry Doss, 5/9/87 vs. Eastern Illinois and Lance Burkhart, 3/6/97 vs. Missouri Baptist  
Season: 90, Matt Cepicky, 1999  
Career: 243, Matt Gardner, 1999-02

#### Hits

Game: 7, Greg Resz, 3/5/91 vs. Lincoln  
Season: 96, Steve Hacker and Dave Slemmer, 1995; Dant'e Brinkley, 2003  
Career: 316, Matt Gardner, 1999-02

#### Singles

Game: 5, Jim Schaefer, 5/27/78 vs. Eastern Illinois; Keith Champion, 5/11/81 vs. Central Missouri; Greg Resz, 3/5/91 vs. Lincoln; Todd DeBrynn, 5/3/92 vs. UNI; Alex Manary, 3/22/94 vs. Minnesota  
Season: 76, Bill Mueller, 1991  
Career: 241, Kevin Medrano, 2009-12

#### Doubles

Game: 3, on 22 occasions, last time by Justin Paulsen, 4/29/17 at Evansville  
Season: 26, Steve Meyer, 1986  
Career: 67, Brayden Drake, 2006-09

#### Triples

Game: 3, Ken Brown, 4/8/66 vs. Missouri S&T  
Season: 12, Dant'e Brinkley, 2001  
Career: 20, Mark Garrett, 1979-82

#### Home Runs

Game: 4, John Knott, 5/2/92 vs. UNI  
Season: 37, Steve Hacker, 1995  
Career: 63, Jason Hart, 1996-98

#### Runs Batted-In

Game: 11, John Knott, 5/2/92 vs. UNI  
Season: 100, Matt Cepicky, 1999  
Career: 203, Jason Hart, 1996-98

#### Batting Average

Season: .442, J. D. Warner, 1983  
Career: .426, J. D. Warner, 1982-83  
Career (4 years): .376, Bill Mueller, 1990-93

#### Consecutive Games Hitting Safely

30, Brayden Drake, 4/27/08-3/25/09

#### Total Bases

Game: 17, John Knott, 5/2/92 vs. UNI  
Season: 225, Steve Hacker, 1995  
Career: 506, Jason Hart, 1996-98

#### Extra-Base Hits

Game: 5, Larry Doss, 5/9/87 vs. Eastern Illinois  
Season: 55, Steve Hacker, 1995  
Career: 116, Jason Hart, 1996-98

#### Slugging Average

Season: .957, Steve Hacker, 1995  
Career: .725, Jason Hart, 1996-98

#### Hit By Pitch

Game: 3, Jud Kindle, 2/20/04 vs. Little Rock  
Ryan Mantle, 2/22/08 vs. Dallas Baptist;  
Brayden Drake, 5/11/08 vs. Middle Tennessee  
Season: 23, Jeremy Isenhower, 2002  
Career: 41, Ben Carlson, 2007-09

#### Walks

Game: 5, Cory Krueger, 3/15/91 vs. Austin Peay; Steve Hacker, 4/23/95 vs. UNI; and Lance Burkhart, 2/14/97 vs. Nevada  
Season: 55, Dylan Becker, 2015  
Career: 154, Bill Mueller, 1990-93

#### Strikeouts

Game: 5, Greg Mathis, 5/1/01 vs. Missouri; Tyler Ryan, 2/26/10 at UTA  
Season: 74, Ryan Howard, 2001  
Career: 207, Nick Kays, 1997-00

#### On-Base Percentage

Season: .563, Dan Iseminger, 1983  
Career: .493, Rick Clarkston, 1983-84

#### Sacrifice Hits

Game: 3, Joey Hawkins, 5/22/14 vs. Bradley; Ken Watkins, 5/23/69 vs. Minnesota State  
Season: 29, Joey Hawkins, 2015  
Career: 62, Joey Hawkins, 2012-15

#### Sacrifice Flies

Game: 2, held by many players  
Season: 9, Brooks Colvin, 2003  
Career: 17, Brooks Colvin, 2001-04

#### Stolen Bases

Game: 4, Larry Doss, 3/6/86 vs. Evangel; Greg Brewer, 4/15/86 vs. Evangel  
Season: 30, Greg Brewer, 1986  
Career: 69, Dant'e Brinkley, 2000-03

#### Game-Winning RBI

Season: 13, Steve Meyer, 1986; Steve Hacker, 1995  
Career: 23, Steve Hacker, 1993-95

### Individual Fielding

#### Putouts

Game: 19, Tom Hodge, 3/23/67 vs. Oklahoma Christian; Tim Rafferty, 2/25/06 vs. UNC Greensboro; Conor Smith, 3/29/14 vs. Southern Illinois  
Season: 545, Justin Paulsen, 2015  
Career: 1,515, Jason Hart, 1996-98

#### Assists

Game: 10, Curt Courtwright, 5/10/09 at Creighton  
Season: 192, Joey Hawkins, 2015  
Career: 656, Chris Curry, 1995-98

#### Errors

Game: 4, set on 5 occasions, last time by Jon Hale, 3/3/96 vs. ORU  
Season: 30, Brooks Colvin, 2001  
Career: 73, Brooks Colvin, 2001-04

#### Total Chances

Game: 21, Brian Mahaffey, 5/1/88 vs. ORU  
Season: 601, Jason Hart, 1997  
Career: 1,645, Jason Hart, 1996-98

#### Double Plays

Game: 5, Ryan Howard, 3/30/99 vs. SE Missouri  
Season: 60, Ryan Howard, 1999  
Career: 151, Ryan Howard, 1999-01

#### Fielding Average

Season: 1.000, Bill Helfrecht, 1968; Jim Anderson, 1970; Corby Fister and Cory Krueger, 1989; Chad Lakin and Cory Krueger, 1990; Shawn Padgett, 1991; Chad Lakin, 1992; Micah Holst, 1999; Dant'e Brinkley, 2002; Nolan Keane, 2008; Aaron Conway, 2010  
Career: .992, Steve Seal, 1969-70

### Individual Pitching

#### Games

Season: 36, Sam Perez, 2016  
Career: 87, Scott Geitz, 1995-98

#### Games Started

Season: 17, Matt Hall, 2015;  
Cody Schumacher, 2012  
Career: 49, Brad Ziegler, 2000-03

#### Complete Games

Season: 10, Brian Wissner, 1986  
Career: 18, Brad Ziegler, 2000-03

#### Innings Pitched

Game: 11.0, John Rheinecker, 3/3/01 vs. Arkansas State  
Season: 125.0, Matt Hall, 2015  
Career: 365.0, Brad Ziegler, 2000-03

#### Consecutive Scoreless Innings Pitched

Season: 38.1, Nick Petree, 4/6/12 to 5/17/12  
Career: 38.1, Nick Petree, 4/6/12 to 5/17/12

#### Hits Allowed

Game: 16, Tom Fulkerson, 3/19/85 vs. UTA  
Season: 115, Brad Ziegler, 2003  
Career: 371, Brad Ziegler, 2000-03

#### Fewest Hits Allowed

Game: 0, Steve Dunn, 4/12/79 vs. Evangel (5 inn.); Scott Buchheit-Darrell Maus-Matt Brewer-Terry Menown, 3/14/89 vs. Lincoln; Mike Whitley, 5/2/94 vs. SE Missouri (7 inn.)

#### Runs Allowed

Game: 13, Rand Chappell, 3/20/84 vs. Southern; Scott Prince, 3/11/85 vs. Indiana State  
Season: 71, Jim Gibbs, 1987; Jarrod Mays, 1996  
Career: 207, John Hardin, 1996-00

#### Earned Runs Allowed

Game: 12, Mike Hill, 4/18/75 vs. Central Missouri; Scott Prince, 3/11/85 vs. Indiana State  
Season: 63, Scott Geitz, 1998  
Career: 169, John Hardin, 1996-00

#### Walks Allowed

Game: 10, Stean Thornton, 5/2/76 vs. UMSL  
Season: 75, Dirk Lindauer, 1991  
Career: 206, Mike Whitley, 1992-95

#### Strikeouts

Game: 17, Charles Burt, 5/16/69 vs. Northwest Missouri State; Gary Wilson, 3/23/67 vs. Oklahoma Christian  
Season: 171, Matt Hall, 2015  
Career: 330, Brad Ziegler, 2000-03

#### Earned Run Average

Season: 0.59, Dick Jones, 1971  
Career: 1.55, Dick Jones, 1969-72

#### Wins

Season: 12, Matt Hall, 2015;  
Brad Ziegler, 2003  
Career: 32, Brad Ziegler, 2000-03

#### Losses

Season: 9, Brett Sinkbeil, 2005; Pat Doyle, 2010; Mike Kickham, 2010  
Career: 16, Gary Wilson, 1964-67; Dustin Tignor, 1996-00; Pat Doyle, 2007-10

#### Winning Percentage

Season (6 or more wins): 1.000, Bryan Young, 2015; Ken Watkins, 1969; Jody Payne, 1978; Kirby Cannon, 1980; Dan Harwell, 1983; Tim Clubb, 2008; Sam Perez, 2016  
Career: .909, Sam Perez, 2013-16; Greg Reed, 1987-88

#### Shutouts

Season: 3, Ken Watkins, 1969; Steve Dunn, 1979; Greg Reed, 1988; Craig Sands, 1990; Paul Marsala, 2004  
Career: 4, Ken Watkins, 1967-70

#### Saves

Season: 16, Bryan Young, 2015  
Career: 32, Bryan Young, 2014-pr.

### Team Batting

#### Games Played

Season: 66, 2003

#### At-Bats

Game: 64, 5/1/88 vs. ORU  
Season: 2,260, 2002

#### Runs

Game: 37, 3/7/88 vs. Benedictine  
Season: 607, 1999

#### Hits

Game: 34, 3/7/88 vs. Benedictine; 3/21/89 vs. UMBC  
Season: 720, 2002

#### Doubles

Game: 10, 3/11/95 vs. Truman  
Season: 149, 2002

#### Triples

Game: 6, 4/8/66 vs. Missouri S&T  
Season: 36, 2001

#### Home Runs

Game: 12, 4/20/99 vs. Pittsburg State  
Season: 144, 1999

#### Runs Batted-In

Game: 36, 3/7/88 vs. Benedictine  
Season: 561, 1999

#### Batting Average

Season: .373, 1981

#### Total Bases

Game: 72, 4/20/99 vs. Pittsburg State  
Season: 1,275, 1999

#### Extra-Base Hits

Game: 19, 4/20/99 vs. Pittsburg State  
Season: 270, 1999

#### Slugging Average

Season: .626, 1999

#### Game-Winning RBI

Season: 45, 1986

#### Hit By Pitch

Game: 9, 2/22/08 vs. Dallas Baptist; 5/11/08 vs. Middle Tennessee  
Season: 80, 2004

#### Walks

Game: 18, 4/5/16 vs. Saint Louis  
Season: 317, 2015

#### Strikeouts

Game: 26, 2/26/10 at UTA  
Season: 486, 2010

#### Sacrifice Hits

Game: 6, 4/25/81 vs. UMSL  
Season: 54, 2015

#### Sacrifice Flies

Game: 5, 5/19/02 vs. Indiana State; 4/3/07 vs. SEMO  
Season: 44, 2002

#### Stolen Bases

Game: 10, 3/18/85 vs. North Texas; 4/15/86 vs. Evangel  
Season: 118, 1986

### Team Fielding

#### Putouts

Game: 48, 5/1/88 vs. ORU; 4/6/04 vs. Arkansas  
Season: 1,703, 2003

#### Assists

Game: 25, 5/1/88 vs. ORU  
Season: 686, 1997

#### Errors

Game: 11, 3/14/64 vs. Arkansas State  
Season: 134, 1984

#### Total Chances

Game: 74, 5/1/88 vs. ORU  
Season: 2,456, 2002

#### Double Plays

Game: 5, 3/15/85 vs. Missouri Western  
Season: 66, 1986

#### Fielding Average

Season: .976, 2015

### Team Pitching

#### Complete Games

Season: 34, 1986

#### Innings Pitched

Game: 16, 5/1/88 vs. ORU; 4/6/04 vs. Arkansas  
Season: 567.2, 2003

#### Walks

Game: 17, 5/25/97 vs. Rice  
Season: 317, 1992

#### Strikeouts

Game: 19, 3/23/67 vs. Oklahoma Christian  
Season: 553, 2015

#### Shutouts

Season: 11, 2012

#### Saves

Season: 18, 2015 and 2011

#### Earned Run Average

Season: 2.57, 2012



# MISSOURI STATE BASEBALL

Games 48-50 | MISSOURI STATE BEARS vs. INDIANA STATE SYCAMORES | May 12-14 | Springfield, Mo. | Hammons Field (8,000) | KBFL 1060 AM/96.9 FM | The Valley on ESPN3

## MISSOURI STATE CAREER RECORDS

### Hitting

Games	At Bats	Runs	Games	At Bats	Runs
Matt Gardner (99-02)	236	Matt Gardner (99-02)	972	Matt Gardner (99-02)	243
Greg Mathis (00-03)	232	Kevin Medrano (09-12)	895	Bill Mueller (90-93)	234
Chris Curry (95-98)	227	Greg Mathis (00-03)	873	Micah Holst (96-99)	217
Brooks Colvin (01-04)	224	Micah Holst (96-99)	865	Dan'te Brinkley (00-03)	188
Micah Holst (96-99)	223	Chris Curry (95-98)	843	Chris Curry (95-98)	188
Evan Pratte (88-91)	220	Brayden Drake (06-09)	817	Jason Hart (96-98)	183
Kevin Medrano (09-12)	217	Dan'te Brinkley (00-03)	813	Mark Garrett (79-82)	180
Dylan Becker (12-15)	216	Brooks Colvin (01-04)	806	Evan Pratte (88-91)	176
Bill Mueller (90-93)	216	Luke Voit (10-13)	776	Kevin Medrano (09-12)	170
Dan'te Brinkley (00-03)	215	Evan Pratte (88-91)	773	Matt Cepicky (97-99)	170

Hits	Singles	Doubles	Hits	Singles	Doubles
Matt Gardner (99-02)	316	Kevin Medrano (09-12)	241	Brayden Drake (06-09)	67
Kevin Medrano (09-12)	310	Bill Mueller (90-93)	222	Matt Gardner (99-02)	62
Bill Mueller (90-93)	289	Matt Gardner (99-02)	213	Chad Lakin (90-93)	59
Micah Holst (96-99)	284	Micah Holst (96-99)	200	Chris Curry (95-98)	57
Dan'te Brinkley (00-03)	279	Dan'te Brinkley (00-03)	190	Kevin Medrano (09-12)	54
Brayden Drake (06-09)	268	Evan Pratte (88-91)	190	Dan'te Brinkley (00-03)	54
Chris Curry (95-98)	266	Brooks Colvin (01-04)	188	Jason Hart (96-98)	52
Jason Hart (96-98)	263	Greg Mathis (00-03)	179	Steve Hacker (93-95)	50
Greg Mathis (00-03)	262	Chris Curry (95-98)	168	Spencer Johnson (13-16)	49
Evan Pratte (88-91)	259	Brayden Drake (06-09)	167	Brian Mahaffey (85-88)	49

Triples	Home Runs	Runs Batted In	Triples	Home Runs	Runs Batted In
Mark Garrett (79-82)	20	Jason Hart (96-98)	63	Jason Hart (96-98)	203
Dan'te Brinkley (00-03)	19	Nick Kays (97-00)	60	Nick Kays (97-00)	192
Aaron Conway (08-11)	16	Steve Hacker (93-95)	59	Steve Hacker (93-95)	184
Evan Pratte (88-91)	15	Matt Cepicky (97-99)	51	Ryan Howard (99-01)	183
Greg Mathis (00-03)	13	Ryan Howard (99-01)	50	Matt Cepicky (97-99)	183
Micah Holst (96-99)	13	<b>Jake Burger (15-pr.)</b>	<b>44</b>	Matt Gardner (99-02)	182
Jeremy Isenhower (01-02)	12	Brian Mahaffey (85-88)	42	Brayden Drake (06-09)	176
Bill Mueller (90-93)	12	Ben Carlson (07-09)	38	Micah Holst (96-99)	175
J.D. Warner (82-83)	12	Chris Curry (95-98)	37	Brian Mahaffey (85-88)	175
Blakley (74-77)-Snider (76-79)	12	Matt Gardner (99-02)	36	Greg Mathis (00-03)	171

Game-Winning RBI	Batting Average	On Base Percentage	Game-Winning RBI	Batting Average	On Base Percentage
Steve Hacker (93-95)	23	J.D. Warner (82-83)	426	Rick Clarkston (83-84)	493
Matt Brewer (89-91)	22	Danny Iseminger (83-84)	406	Danny Iseminger (83-84)	492
Matt Gardner (99-02)	19	Rick Clarkston (84-85)	405	Jeff Kaiser (87-88)	489
Luke Voit (10-13)	18	Jeff Kaiser (87-88)	402	Corby Fister (89-90)	483
Matt Cepicky (97-99)	18	Rick Hardesty (82-83)	384	Bill Mueller (90-93)	481
Evan Pratte (88-91)	18	Larry Doss (86-87)	380	J.D. Warner (82-83)	469
Chris Playter (05-09)	17	Matt Cepicky (97-99)	378	Dave Herbert (80-83)	467
Jason Hart (96-98)	17	Jason Hart (96-98)	377	Larry Goessling (77-78)	466
Brian Mahaffey (85-88)	17	Larry Goessling (77-78)	377	Doug Bagby (72-73)	462
Mark Bailey (80-82)	16	Bill Mueller (90-93)	376	Terry Burke (79-80)	460

Extra-Base Hits	Total Bases	Slugging Average	Extra-Base Hits	Total Bases	Slugging Average
Jason Hart (96-98)	116	Jason Hart (96-98)	506	Jason Hart (96-98)	.725
Steve Hacker (93-95)	110	Matt Gardner (99-02)	496	Steve Hacker (93-95)	.708
Matt Gardner (99-02)	103	Steve Hacker (93-95)	466	Matt Cepicky (97-99)	.706
Nick Kays (97-00)	102	Nick Kays (97-00)	460	Brian Mahaffey (85-87)	.688
Brayden Drake (06-09)	101	Micah Holst (96-99)	447	Ryan Howard (99-01)	.662
Chris Curry (95-98)	98	Matt Cepicky (97-99)	444	Mark Mennemeier (77-78)	.662
Matt Cepicky (97-99)	97	Chris Curry (95-98)	442	Larry Goessling (77-78)	.660
<b>Jake Burger (15-pr.)</b>	<b>95</b>	Brayden Drake (06-09)	431	Lance Burkhardt (96-97)	.655
Brian Mahaffey (85-88)	95	Dan'te Brinkley (00-03)	419	Bob Blakley (74-77)	.653
Spencer Johnson (13-16)	91	Ryan Howard (99-01)	417	Brad Kennedy (95-96)	.647

Walks	Strikeouts	Hit By Pitch	Walks	Strikeouts	Hit By Pitch
Bill Mueller (90-93)	154	Nick Kays (97-00)	207	Ben Carlson (07-09)	41
Spencer Johnson (13-16)	133	Spencer Johnson (13-16)	179	Micah Holst (96-99)	33
Eric Chery (12-15)	129	Ryan Howard (99-01)	176	Matt Gardner (99-02)	33
Dylan Becker (12-15)	124	Greg Mathis (00-03)	176	Aaron Conway (08-11)	31
Travis McComack (09-13)	116	Dan'te Brinkley (00-03)	172	Jeremy Isenhower (01-02)	30
<b>Justin Paulsen (15-pr.)</b>	<b>111</b>	Matt Gardner (99-02)	156	Tate Matheny (13-15)	29
J.J. Scerba (92-96)	104	Aaron Conway (08-11)	150	Brayden Drake (06-09)	28
Nolan Keane (05-08)	102	Jeff Sauer (92-95)	145	Dan Kneeshaw (92-96)	24
Chris Curry (95-98)	98	Travis McComack (09-13)	142	J.J. Scerba (92-96)	24
Mark Garrett (79-82)	96	Tony Piazza (02-03)	135	Jon Hale (96-99)	22

Stolen Bases	Sacrifice Hits	Sacrifice Flies	Stolen Bases	Sacrifice Hits	Sacrifice Flies
Aaron Conway (08-11)	69	Joey Hawkins (12-15)	62	Brooks Colvin (01-04)	17
Dan'te Brinkley (00-03)	69	Kevin Medrano (09-12)	28	Greg Mathis (00-03)	16
Bill Mueller (90-93)	65	Eric Chery (12-15)	25	<b>Justin Paulsen (15-pr.)</b>	<b>14</b>
Mark Garrett (79-82)	54	Travis McComack (09-13)	20	Evan Pratte (88-91)	14
Micah Holst (96-99)	52	Brooks Colvin (01-04)	20	Luke Voit (10-13)	13
Mike Ruble (84-88)	52	Dan Kneeshaw (92-96)	19	Dan'te Brinkley (00-03)	13
Bobby Naron (77-80)	49	Bill Mueller (90-93)	18	Brent Bartlett (89-90)	13
Jeff Sauer (92-94)	44	Evan Pratte (88-91)	18	Matt Gardner (99-02)	12
Greg Mathis (00-03)	43	Aaron Conway (08-11)	17	John Knott (92)	12
Four players tied with	41	Mike Royle (77-80)	17		

Statistical Minimums: Batting Average, Slugging Average and On Base Percentage based on minimum of 150 at bats in career; Fielding Average based on minimum of 150 total chances; Earned Run Average based on a minimum of 75.0 IP; Winning Percentage based on a minimum of 10 victories.

bold denotes active players

### Pitching

Games	Games Started	Games	Games Started
Scott Geitz (95-98)	87	Brad Ziegler (00-03)	49
Zach Merciez (12-15)	84	John Hardin (96-00)	46
Grant Gordon (10-13)	82	<b>Jordan Knutson (14-pr.)</b>	<b>43</b>
<b>Bryan Young (14-pr.)</b>	<b>81</b>	Aaron Meade (08-10)	41
Sam Perez (13-16)	80	Nick Petree (11-13)	41
Pat Doyle (07-10)	73	Brett Sinkbeil (04-06)	40
Chris Krawczyk (03-06)	70	Kirby Cannon (77-80)	39
Brad Ziegler (00-03)	66	Jeff Gray (01-04)	39
Andrew Jefferson (99-02)	64	Jon Harris (13-15)	39
Tyler Burgess (12-14)	61	Chery (13-16)-Clubb (07-09)	37

Complete Games	Innings Pitched	Complete Games	Innings Pitched
Brad Ziegler (00-03)	18	Brad Ziegler (00-03)	365.0
Ken Watkins (67-70)	18	Nick Petree (11-13)	311.2
Kirby Cannon (77-80)	16	Jeff Gray (01-04)	279.2
Dale Bowling (85-89)	15	Tim Clubb (07-09)	278.0
Wade Palmer (73-76)	15	John Hardin (96-00)	266.0
Gary Wilson (64-67)	15	<b>Jordan Knutson (14-pr.)</b>	<b>261.2</b>
Jim Gibbs (85-87)	14	Jon Harris (13-15)	259.1
Mark Lopinot (70-71)	14	Scott Geitz (95-98)	258.2
Dick Jones (69-72)	14	Matt Hall (13-15)	244.0
Wisser (85-86)-Crain (89-91)	13	Jarrod Mays (94-96)	242.2

Hits Allowed	Runs Allowed	Hits Allowed	Runs Allowed
Brad Ziegler (00-03)	371	John Hardin (96-00)	207
Jeff Gray (01-04)	297	Brad Ziegler (00-03)	205
Scott Geitz (95-98)	281	Bryan Buschhorn (96-99)	184
Tim Clubb (07-09)	277	Scott Geitz (95-98)	183
John Hardin (96-00)	276	Jeff Gray (01-04)	175
Jarrod Mays (94-96)	266	Pat Doyle (07-10)	157
<b>Jordan Knutson (14-pr.)</b>	<b>264</b>	Ben Walker (94-98)	154
Bryan Buschhorn (96-99)	259	Mike Whitley (92-95)	154
Nick Petree (11-13)	250	Tim Clubb (07-09)	150
Pat Doyle (07-10)	243	Steve Anderson (78-81)	147

Earned Runs Allowed	Earned Run Average	Earned Runs Allowed	Earned Run Average
John Hardin (96-00)	169	<b>Bryan Young (14-pr.)</b>	<b>1.52</b>
Bryan Buschhorn (96-99)	154	Dick Jones (69-72)	1.55
Scott Geitz (96-98)	148	Nick Petree (11-13)	1.76
Brad Ziegler (00-03)	147	David Oatman (72-74)	1.91
Jeff Gray (01-04)	133	Mike Hill (75-76)	2.49
Mike Whitley (92-95)	128	John Rheinecker (00-01)	2.50
Dustin Tignor (96-00)	122	Ken Watkins (67-70)	2.51
<b>Jordan Knutson (14-pr.)</b>	<b>121</b>	Tyler Burgess (12-14)	2.65
Jarrod Mays (94-96)	121	Matt Hall (13-15)	2.66
Tim Clubb (07-09)	118	Charles Burt (67-69)	2.96

Walks	Strikeouts	Walks	Strikeouts
Mike Whitley (92-95)	206	Brad Ziegler (00-03)	330
John Hardin (96-00)	191	Nick Petree (11-13)	306
Dave Dickensheet (79-82)	139	Matt Hall (13-15)	275
Steve Anderson (78-81)	128	Brett Sinkbeil (04-06)	256
Scott Geitz (95-98)	125	Jarrod Mays (94-96)	247
Bryan Buschhorn (96-99)	121	Ross Detwiler (05-07)	243
Darren Garrison (86-89)	119	Jon Harris (13-15)	244
Kirby Cannon (77-80)	115	<b>Jordan Knutson (14-pr.)</b>	<b>232</b>
Dirk Lindauer (90-91)	113	Pierce Johnson (10-12)	227
Three players tied with	104	Meade (08-10)-Dickensheet (79-82)	226

Victories	Losses	Victories	Losses
Brad Ziegler (00-03)	32	Pat Doyle (07-10)	16
Nick Petree (11-13)	27	Dustin Tignor (96-00)	16
Kirby Cannon (77-80)	25	Gary Wilson (64-67)	16
Jeff Gray (01-04)	23	Grant Gordon (10-13)	14
Dave Dickensheet (79-82)	23	Brett Sinkbeil (04-06)	14
Tim Clubb (07-09)	21	Brad Ziegler (00-03)	14
Geitz (95-98)-Watkins (67-70)	21	John Hardin (96-00)	14
Sam Perez (13-16)	20	Gray (01-04)-Johnson (10-12)	13
Garrison (86-89)-Mays (94-96)	20	Jarrod Mays (94-96)	13
Palmer (73-76)-Anderson (78-81)	20	Mike Whitley (92-95)	13

Winning Percentage	Shutouts	Winning Percentage	Shutouts
Sam Perez (13-16)	909	Ken Watkins (67-70)	5
Greg Reed (87-88)	909	Wade Palmer (73-76)	3
Darren Garrison (86-88)	870	Brett Sinkbeil (04-06)	3
Mike Hill (75-76)	846	Ziegler (03)-Marsala (03-04)	3
Ken Watkins (67-70)	840	Sands (90)-Rheinecker (01)	3
Paul Crain (89-90)	813	Dickensheet (82)-Reed (88)	3
Nick Petree (11-13)	794	Steve Dunn (77-79)	3
Cody Schumacher (12-14)	789	Mike Hill (75-76)	3
Kirby Cannon (77-80)	781	Dick Jones (69-72)	3
Scott Geitz (95-98)	778	Mark Lopinot (70-71)	3
Anderson (78-81)-Prince (82-85)	769	Gary Wilson (64-67)	3

### Fielding

Putouts	Putouts
Jason Hart (96-98)	1515
Luke Voit (10-13)	1453
<b>Justin Paulsen (15-pr.)</b>	<b>1452</b>
Ryan Howard (99-01)	1409
Tim Rafferty (02-06)	1275
Brooks Colvin (09-12)	1167
J.J. Scerba (92-96)	1006
Steve Hacker (93-95)	1001
Tony Piazza (03-03)	979
Ben Margalski (00-01)	847

Assists	Assists
Chris Curry (95-98)	656
Evan Pratte (88-91)	580
Travis McComack (09-13)	576
Kevin Medrano (09-12)	568
Joey Hawkins (12-15)	521
Bill Mueller (90-93)	517
Brooks Colvin (01-04)	479
Eric Chery (12-15)	473
Matt Gardner (99-02)	472
Matt Lawson (05-07)	371

Errors	Errors
Brooks Colvin (01-04)	73
Matt Gardner (99-02)	67
Brayden Drake (06-09)	65
Chris Curry (95-98)	56
Mike Royle (77-80)	55
Bill Mueller (90-93)	54
Evan Pratte (88-91)	54
Dan Fritzt (99-00)	51
Billy Bunton (80-83)	51
Thomas (78-81)-McComack (09-13)	50

Total Chances	Total Chances
Jason Hart (96-98)	1645
Luke Voit (10-13)	1637
<b>Justin Paulsen (15-pr.)</b>	<b>1557</b>
Ryan Howard (99-01)	1546
Tim Rafferty (02-06)	1367
Ron Snider (76-79)	1253
Chris Curry (95-98)	1187
J.J. Scerba (92-96)	1155
Tony Piazza (02-03)	1100
Steve Hacker (93-95)	1074

Double Plays	Double Plays
Ryan Howard (99-01)	151
Jason Hart (96-98)	147
Chris Curry (95-98)	141
Evan Pratte (88-91)	121
<b>Justin Paulsen (15-pr.)</b>	<b>117</b>
Kevin Medrano (09-12)	113
Travis McComack (09-13)	111
Matt Gardner (99-02)	107
Tim Rafferty (02-06)	105
Ron Snider (76-79)	95

Fielding Average	Fielding Average
Steve Seal (69-70)	.992
Tate Matheny (13-15)	.991
Kyle Paul (07-08)	.991
Doug Bagby (72-73)	.991
Tony Piazza (02-03)	.990
Paul Reinsch (82-83)	.990
Steve Hacker (93-95)	

# MISSOURI STATE BASEBALL

Games 48-50 | MISSOURI STATE BEARS vs. INDIANA STATE SYCAMORES | May 12-14 | Springfield, Mo. | Hammons Field (8,000) | KBFL 1060 AM/96.9 FM | The Valley on ESPN3

## THE LAST TIME...

### A Missouri State Hitter Had

8 at-bats in a game.....	Adam Pummil vs. UNC Greensboro, 2/25/06
3 at-bats in an inning.....	Ryan Howard, Nick Kays (both 3-for-3) vs. Evangel, 4/21/99
4 hits in a game.....	Jeremy Eierman at Saint Louis, 4/17/17
5+ hits in a game.....	(5) Jeremy Eierman at Arkansas, 5/17/16
5+ runs in a game.....	(5) Jake Burger vs. Western Illinois, 3/16/16
4 runs in a game.....	Jake Burger and Justin Paulsen vs. Kansas, 4/6/16
3+ doubles in a game.....	(3) Justin Paulsen at Evansville, 4/29/17
2+ triples in a game.....	(2) Eric Cheray vs. Northern Illinois, 2/21/14
A grand slam.....	Blake Graham vs. Wichita State, 4/23/17
A pinch hit home run.....	Matt Dezort vs. Evansville, 4/22/16
An inside the park home run.....	Hunter Steinmetz vs. Western Illinois, 3/16/16
A pinch hit grand slam.....	Matt Dezort vs. Saint Louis, 4/1/14
Hit for the cycle.....	Matt Cepicky at Indiana State, 3/29/98
A hit from each side of the plate.....	Alex Jefferson at Indiana State, 5/27/16
A 10-15-game hit streak.....	(11) Blake Graham, 4/11/17 to 4/28/17
A 16-19-game hit streak.....	(19) Hunter Steinmetz, 3/5/16 to 4/2/16
A 20-24-game hit streak.....	(20) Aaron Meyer, 3/5/16 to 4/5/16
A 25-29-game hit streak.....	(29) Kevin Medrano, 3/23/10 to 5/14/10
A 30-game hit streak.....	(30) Brayden Drake, 4/27/08 to 3/29/09
10+ RBIs in a game.....	(11) John Knott vs. UNI, 5/2/92
9 RBIs in a game.....	Spencer Johnson vs. Kansas, 4/6/16
8 RBIs in a game.....	Brian Fuess vs. Bradley, 3/27/99
7 RBIs in a game.....	Brock Chaffin vs. Indiana State, 4/22/11
6 RBIs in a game.....	Blake Graham vs. Wichita State, 4/23/17
5 RBIs in a game.....	Jeremy Eierman at Evansville, 4/28/17
10+ total bases.....	(10) Jeremy Eierman at Saint Louis, 4/17/17
Reached safely 6 times.....	Joey Hawkins vs. Indiana State, 3/31/13
Hits in 5+ straight at-bats.....	(5) Jeremy Eierman, at New Mexico/Saint Louis, 4/15/17 to 4/17/17
5 walks in a game.....	Lance Burkhart vs. Nevada, 2/14/97
4 walks in a game.....	Alex Jefferson at Evansville, 4/28/17
4 strikeouts in a game.....	Justin Paulsen at Illinois State, 4/24/15
5 strikeouts in a game.....	Tyler Ryun at UT Arlington, 2/26/10
Stole home.....	Dylan Becker at Abilene Christian, 2/28/14
3 stolen bases.....	Hunter Steinmetz vs. Western Illinois, 3/16/16
2 home runs in a game.....	Jeremy Eierman at Evansville, 4/28/17
3 home runs in a game.....	Spencer Johnson vs. Kansas, 4/6/16
Home runs in consecutive at-bats.....	Justin Paulsen vs. Dallas Baptist, 4/8/17
Homered in 3 straight games.....	Jeremy Eierman, 3/3/17 to 3/5/17
Homered in 5 straight games.....	Brayden Drake, 5/5/09 to 5/14/09
2 hits in an inning.....	Jeremy Eierman vs. Illinois State, 5/20/16
Hit by 3 pitches in a game.....	Brayden Drake vs. Middle Tennessee, 5/11/08
Hit by 2 pitches in a game.....	Logan Geha at Minnesota, 3/12/17
Led off the game with a home run.....	Tate Matheny at Evansville, 4/26/13
A walk-off home run.....	Jake Burger vs. Bradley, 3/31/17
A walk-off grand slam.....	Dylan Becker vs. Bradley, 4/20/13
A grand slam by a freshman.....	Jeremy Eierman vs. Central Michigan, 4/1/16
Consecutive multi-HR games.....	Ryan Howard, 2/23/00 and 2/27/00

### A Missouri State Pitcher Had

Pitched over 9 innings.....	(9.1) Clay Murphy vs. Dallas Baptist, 5/20/14
A complete game (9).....	Doug Still at New Mexico, 4/15/17
A complete game (7).....	Dylan Coleman vs. Bradley, 4/11/17
A complete game as a freshman.....	Tim Clubb at Arkansas State, 3/20/07
Consecutive complete games (9).....	Pierce Johnson, 3/15/12 and 3/23/12
3 straight complete games.....	Paul Marsala (4), 3/27/04 to 4/17/04
Pitched 5.0-6.2 innings of relief.....	(5.1) Nate Witherspoon at Saint Louis, 4/17/17
Pitched 7.0-8.2 innings of relief.....	(7.1) Sam Perez at Indiana State, 5/27/16
Pitched 9+ innings of relief.....	(10.0) J.C. Casey at Creighton, 5/27/11
A shutout (9).....	Doug Still at New Mexico, 4/15/17
A shutout (7).....	Chris Krawczyk vs. Illinois State, 5/15/05
A combined shutout (9).....	Doug Still (4.1), Jake Fromson (3.2) and Jake Lochner (1.0) vs. Central Arkansas, 3/5/17
A shutout as a freshman.....	Tim Clubb at Arkansas State, 3/20/07
3+ hit batsmen in a game.....	(3) Jake Fromson vs. Dallas Baptist, 5/28/16
2+ pickoffs in a game.....	(2) Matt Hall vs. Dallas Baptist, 4/2/15
10+ strikeouts in a game.....	(13) Jordan Knutson vs. Dallas Baptist, 4/7/16
15+ strikeouts in a game.....	(15) Matt Hall vs. Wichita State, 5/2/15
A 15-19 inning scoreless streak.....	(16.1) Jake Fromson, 2/17/17 to 3/10/17
A 20+ inning scoreless streak.....	(22.2) Sam Perez, 5/17/16 to 5/28/16
Retired 15+ consecutive batters.....	(15) Austin Knight vs. Missouri, 4/25/16
Retired 20+ consecutive batters.....	(20) Matt Hall vs. Wichita State, 5/5/13
A no-hitter.....	Mike Whitley (7) vs. Southeast Missouri, 5/4/94
A combined no-hitter.....	Scott Buchheit, Darrell Maus, Matt Brewer and Terry Menown

..... vs. Lincoln, 3/14/89	
A one-hitter.....	Matt Hall (9.0) at Arkansas, 6/6/15
A combined one-hitter.....	Austin Knight (5.0), Sam Perez (3.0) and Bryan Young (1.0) at Arkansas, 5/17/16
A two-hitter.....	Jordan Knutson (8.0) and Jake Fromson (1.0) vs. Dallas Baptist, 4/7/17

### Missouri State

Scored 30+ runs.....	(30) vs. Evangel, 4/21/99
Scored 25-29 runs.....	(25) vs. Southwest Baptist, 4/4/00
Scored 20-24 runs.....	(21) at Indiana State, 5/4/08
Scored 15-19 runs.....	(16) vs. Missouri, 4/12/16
Scored 10+ runs in an inning.....	(10) 5th vs. Bradley, 4/1/17
Scored 9 runs in an inning.....	4th at Arkansas State, 4/15/09
Scored 8 runs in an inning.....	4th at Arkansas State, 3/1/17
Scored 7 runs in an inning.....	4th at Evansville, 4/28/17
Had 30+ hits.....	(32) vs. Evangel, 4/21/99
Had 25-29 hits.....	(26) vs. Indiana State, 5/14/98
Had 20-24 hits.....	(22) vs. Bradley, 5/24/12
Had 6+ doubles.....	(6) at Evansville, 4/10/10
Had 4+ triples.....	(4) vs. Illinois State, 5/20/16
Stole 6+ bases.....	(6) at Illinois State, 4/24/15
Stole 4 bases in an inning.....	3rd vs. Missouri, 5/3/11
Was hit by 6+ pitches.....	(7) vs. Dallas Baptist, 2/25/11
Drew three consecutive HBP.....	vs. Dallas Baptist, 2/25/11
Had 4+ sacrifice bunts.....	(5) at Southern Illinois, 5/10/15
Did not strike out.....	at Kansas State, 3/14/15
Hit into a triple play.....	vs. Indiana State, 5/15/09
Hit 7+ home runs.....	(7) vs. Middle Tennessee, 3/15/02
Hit 6 home runs.....	vs. Oral Roberts, 4/4/10
Hit 5 home runs.....	vs. UNI, 3/26/00
Hit 4 home runs.....	vs. Dallas Baptist, 4/8/17
Hit 2 grand slams in a game.....	vs. Arkansas State, 3/22/16
Walked 10+ times.....	(10) at Southern Illinois, 5/7/17
Was shut out.....	vs. Bradley (10-0), 5/26/16
Was shut out at home.....	vs. Evansville (1-0), 5/15/14
Was shut out in consecutive games.....	vs. Oklahoma State, 3/18/14 and at Wichita State, 3/21/14
Shut out back-to-back opponents.....	at Arkansas State, 3/1/17; vs. Central Arkansas, 3/3/17
Struck out 10+ batters.....	(11) at Southern Illinois, 5/7/17
Struck out 10+ times.....	(16) at Southern Illinois, 5/5/17
Was held to two or fewer hits.....	(2) vs. Dallas Baptist, 3/14/14
Hit back-to-back home runs.....	Jeremy Eierman and Aaron Meyer vs. Dallas Baptist, 4/8/17
Hit three straight home runs.....	Dan Firlit, Ryan Howard, Mike Collier vs. Arkansas Tech, 2/23/00
Turned 4+ double plays.....	(4) at Texas Tech, 2/19/12
Committed 6+ errors.....	(6) at Sam Houston State, 2/28/09
Swept a doubleheader.....	vs. Wichita State, 4/23/17
Lost both games of a doubleheader.....	at Indiana State, 4/29/16

### A Missouri State Opponent

Scored 25+ runs.....	(25) Rice, 5/25/97
Scored 20-24 runs.....	(20) Georgia Tech, 2/20/10
Threw a one-hitter.....	Chris Razo, Illinois State, 4/5/13
Threw a no-hitter.....	Vince Serafini, Evansville, 5/13/00
Hit 3 home runs.....	Dylan Brown, Oklahoma State, 3/11/08
Hit 2 home runs.....	Korbin Williams, Evansville, 4/29/17
Hit back-to-back home runs.....	Trooper Reynolds and Chane Lynch, Dallas Baptist, 4/2/15
Hit a leadoff home run.....	Korbin Williams, Evansville, 4/29/17
Hit a walk-off home run.....	Steffan Guest, UT Arlington, 2/27/10
Hit a grand slam.....	Logan Blackfan, Southern Illinois, 5/8/16
Had 4 hits in a game.....	Matt McLaughlin, Kansas, 4/4/17
Had 5+ hits in a game.....	(5) Jared Mang, New Mexico, 4/13/17
Had 5 RBIs.....	Shane Benes, Missouri, 4/26/16
Had 6+ RBIs.....	(6) Zach Lavy, Missouri, 4/26/16
Had 4+ stolen bases in a game.....	(4) Michael Faulkner, Arkansas State, 4/4/12
Scored 10+ runs in an inning.....	Middle Tennessee (10 in 8th), 2/20/09
Scored 9 runs in an inning.....	Georgia Tech (4th), 2/20/10
Scored 8 runs in an inning.....	Northern Illinois (9th), 2/21/14
Scored 7 runs in an inning.....	Dallas Baptist (1st), 5/23/14
Had 25-29 hits.....	(25) Rice, 5/25/97
Had 20-24 hits.....	(23) Nebraska, 2/20/11
Threw a complete game.....	(9.0) Cody Tyler, Wichita State, 4/15/16
Struck out 10+ batters.....	(12) Chad Whitmer, Southern Illinois, 4/5/17

# MISSOURI STATE BASEBALL

Games 48-50 | MISSOURI STATE BEARS vs. INDIANA STATE SYCAMORES | May 12-14 | Springfield, Mo. | Hammons Field (8,000) | KBFL 1060 AM/96.9 FM | The Valley on ESPN3



## KEITH GUTTIN Head Coach

35th Season  
Alma mater: UMSL (1978)

One of the most successful baseball coaches in Missouri Valley Conference history, Keith Guttin began his MSU head coaching career in 1983, and has spent the past 34 seasons building the Bears into one of the top programs in the country. Under Guttin, the Bears have won 61 percent of their games, averaging 35 victories a year and racking up nine 40-win seasons.

Guttin, who entered the 2017 season seventh among active Division I head coaches in career victories, has been a part of the MSU baseball program as a player, assistant coach and head coach for 40 of the program's 54 years. He took the helm of Bears baseball at the start of the 1983 season, coinciding with the move of Missouri State athletics to Division I status. He inherited the reins of the program from its only previous head baseball coach, former Missouri State Director of Athletics Bill Rowe. Guttin ultimately helped stretch MSU's string of consecutive winning seasons to 32 in a row, easily the longest of any Missouri State athletics team. His 1,209 career wins are the most recorded by any head coach in the 110-year history of Missouri State athletics, and the Bears have finished in the top half of the conference race in all but four of his 34 seasons.

During Guttin's tenure, 116 Bears have signed professional contracts, including five first-round draft picks and 15 players who have advanced to the Major Leagues. Additionally, MSU has won 13 regular-season or conference tournament championships and made nine Division I NCAA Tournament appearances, including eight in the last two decades.

In 2003, Guttin led the Bears to the NCAA Division I College World Series for the first time in school history, marking the only trip to Omaha by a Division I team from the state of Missouri since 1965. He has been a conference coach of the year 10 times and was selected the American Baseball Coaches Association Division I Midwest Region Coach of the Year in 1997 and again in 2003.

Guttin's pupils have produced results off the diamond as well. Missouri State baseball players have been recognized on the Valley's all-academic team 60 times since the inception of the honor in 1992. Additionally, seven Bears have garnered academic All-America honors on 12 different occasions under Guttin, including three-time selection Brian Mahaffey.

The 2015 season will go down as one of the more memorable campaigns for Guttin, who was inducted into both the Missouri Sports Hall of Fame and Springfield Area Sports Hall of Fame this past year. He also surpassed the 1,100 career victory mark early in MSU's record-setting season en route to earning his fifth MVC Coach of the Year nod. Under Guttin's guidance, the 2015 Bears set a program record with 49 victories and were ranked as high as No. 6

(Baseball America) in the nation while sweeping the Valley's regular-season and postseason tournament titles. MSU went on to earn its ninth NCAA Division I postseason berth, sweeping the Springfield Regional at Hammons Field to advance to its second Super Regional appearance, where the Bears came up just one win shy of punching their ticket to the College World Series.

While the accomplishments of Guttin's teams on the field speak volumes about the success of his program, another dream came true in April 2004 when the Bears opened a sparkling 8,000-seat stadium just four blocks north of the Missouri State campus. The Bears finished the year ninth among NCAA Division I teams in attendance, playing only a portion of their home schedule at Hammons Field.

It was merely a coincidence that the crown jewel of the Missouri State baseball program came one year after the Bears exploded onto the national college baseball radar in the College World Series. But both events show the growth of college baseball in the Ozarks and the amount of community and administrative support the program had received in the last several years.

With the continued support of the MSU community, Guttin has led the Bears' efforts in numerous charitable endeavors, including the program's annual Price Cutter Celebrity Golf Classic, proceeds from which have been committed to Champion Athletes of the Ozarks in each of the last 20 years. MSU's popular First Pitch and Reunion Night has also been a positive force for both the Bears and a variety of local charitable organizations. The annual preseason kickoff event has benefitted entities such as the Miracle League Ball Field, Care to Learn, Boys and Girls Clubs and the Wounded Warrior Project.

The Bears have finished lower than third in the league standings just nine times since Guttin took over. Guttin directed Missouri State to six straight league titles in Mid-Continent play from 1984 through 1989. He gave MSU its first two Valley postseason tournament championships in 1996 and 1997. He was voted the MVC Coach of the Year in 1993, 2001, 2003 and 2008 and was selected the American Baseball Coaches Association Division I Midwest Region Coach of the Year in 1997 and again in 2003.

Guttin had two notable seasons as the Missouri State second baseman, coming from Mineral Area College. He earned MIAA all-conference honorable mention in 1977 as the Bears made their first NCAA Division II tournament appearance in seven years.

A University City native, Guttin finished his undergraduate degree at the University of Missouri-St. Louis in 1978, and earned his master's degree in 1984 from Truman State.

Guttin was a Missouri State assistant under Rowe from 1979 to 1981, as Missouri State won its last MIAA title and made two NCAA appearances. Guttin returned to Missouri State in 1982 after a year at Rend Lake College where he served as assistant coach to former Bear Kirk Champion as RLC claimed an Illinois JUCO sectional crown.

Guttin and his wife, Marianne, have three daughters; Lauren, Lindsey and Samantha.

### GUTTIN'S COACHING RECORD

Year	Team	W-L	Pct.	Conf.	Pct.
1983	Missouri State	32-11	.744	---	---
1984	Missouri State	35-22	.614	---	---
1985	Missouri State	24-16	.600	5-3	.625
1986	Missouri State	47-14	.770	11-1	.917
1987	Missouri State	38-14	.731	7-3	.700
1988	Missouri State	41-17	.707	12-0	1.000
1989	Missouri State	41-10	.804	8-2	.800
1990	Missouri State	42-15	.737	11-0	1.000
1991	Missouri State	40-22	.645	14-10	.583
1992	Missouri State	31-23	.574	10-11	.476
1993	Missouri State	32-23	.582	14-6	.700
1994	Missouri State	31-23	.574	13-7	.650
1995	Missouri State	37-21	.638	18-13	.581
1996	Missouri State	32-25	.561	18-11	.621
1997	Missouri State	35-25	.583	16-10	.625
1998	Missouri State	32-21	.604	19-13	.594
1999	Missouri State	38-19	.667	18-11	.621
2000	Missouri State	24-33	.421	15-17	.468
2001	Missouri State	36-22	.621	22-10	.688
2002	Missouri State	43-21	.672	19-13	.594
2003	Missouri State	40-26	.606	19-11	.633
2004	Missouri State	31-28	.525	19-12	.613
2005	Missouri State	26-29	.473	10-14	.417
2006	Missouri State	33-22	.600	15-8	.652
2007	Missouri State	23-34	.404	7-17	.292
2008	Missouri State	40-17	.702	18-6	.750
2009	Missouri State	34-20	.630	17-5	.773
2010	Missouri State	21-34	.382	6-15	.286
2011	Missouri State	33-23	.589	11-9	.550
2012	Missouri State	40-22	.645	13-7	.650
2013	Missouri State	31-23	.574	12-9	.571
2014	Missouri State	26-31	.456	9-12	.429
2015	Missouri State	49-12	.803	18-3	.857
2016	Missouri State	38-21	.644	7-13	.350
2017	Missouri State	33-14	.702	14-0	1.000
<b>Totals</b>		<b>1,209-753</b>	<b>.616</b>	<b>391-273</b>	<b>.589</b>

### GUTTIN'S MILESTONE VICTORIES

**Win .....Date.....Result (Site)**  
 1..... 3/5/83.....MSU 8, Indiana State 2 (Meador Park)  
 100..... 3/11/86.....MSU 7, Jacksonville 5 (Jacksonville, Fla.)  
 200..... 4/16/88.....MSU 4, Eastern Illinois 2 (Charleston, Ill.)  
 300..... 5/13/90.....MSU 9, Eastern Illinois 2 (Chicago, Ill.)  
 \*395..... 5/1/93.....MSU 9, UNI 2 (Meador Park)  
 400..... 5/9/93.....MSU 7, Wichita State 6 (Meador Park)  
 500..... 5/17/96.....MSU 8, Wichita State 7 (Wichita, Kan.)  
 600..... 4/24/99.....MSU 13, UNI 7 (Meador Park)  
 700..... 5/4/02.....MSU 5, Wichita State 1 (Wichita, Kan.)  
 800..... 5/11/05.....MSU 15, Kansas 6 (Hammons Field)  
 900..... 5/11/08.....MSU 7, Middle Tennessee 6 (Hammons Field)  
 1,000..... 3/3/12.....MSU 3, Northwestern State 2 (Natchitoches, La.)  
 1,100..... 3/17/15.....MSU 10, Little Rock 3 (Hammons Field)  
 1,200..... 4/18/17.....MSU 5, Missouri 3 (Columbia, Mo.)

\*Surpassed Bill Rowe for the all-time MSU record for coaching victories

### GUTTIN'S CAREER HIGHLIGHTS

Seven regular-season conference titles  
(1986, 1988, 1989, 1990, 2001, 2003, 2009, 2015)

Nine conference tournament championships  
(1984, 1985, 1986, 1987, 1988, 1989, 1996, 1997, 2015)

Nine NCAA Regional berths  
(1987, 1995, 1996, 1997, 1999, 2002, 2003, 2012, 2015)

2003 College World Series berth

Mentored 28 All-Americans as head coach

Coached 116 professional signees, including 15 Major Leaguers  
 -Ryan Howard - 2005 NL Rookie of the Year and 2006 NL MVP  
 -Bill Mueller - 2003 AL Batting Champion

Coached 80 first-team all-conference selections, seven league players of the year and six league pitchers of the year

Six-time Mid-Continent Conference Coach of the Year (1984-89)

Five-time Missouri Valley Conference Coach of the Year (1993, 2001, 2003, 2008, 2015)

Two-time ABCA/NCAA Regional Coach of the Year (1997, 2003)

Missouri Sports Hall of Fame inductee (2015)

# MISSOURI STATE BASEBALL

Games 48-50 | MISSOURI STATE BEARS vs. INDIANA STATE SYCAMORES | May 12-14 | Springfield, Mo. | Hammons Field (8,000) | KBFL 1060 AM/96.9 FM | The Valley on ESPN3

## ALPHABETICAL ROSTER

No.	Player	Yr.	Pos.	B-T	Ht.	Wt.	Hometown (Previous School)
41	Michael Briggs	RFr.	C	R-R	6-2	217	Lee's Summit, Mo. (Archbishop O'Hara HS)
18	Matt Brown	Jr.	IF	R-R	6-2	220	St. Louis, Mo. (St. John Vianney HS/Jefferson College)
9	Jake Burger	Jr.	IF	R-R	6-2	210	Chesterfield, Mo. (CBC HS)
10	Dylan Coleman	So.	RHP	R-R	6-6	215	Potosi, Mo. (Potosi HS)
34	Hunter Dame	Fr.	RHP	R-R	6-2	210	Lebanon, Mo. (Conway HS)
23	Jack Duffy	Fr.	OF	L-R	5-10	180	Kansas City, Mo. (Staley HS)
11	Jeremy Eierman	So.	IF	R-R	6-1	205	Warsaw, Mo. (Warsaw HS)
16	Jake Fromson	Jr.	RHP	R-R	5-10	195	Lee's Summit, Mo. (Lee's Summit HS/Kansas State University)
4	Logan Geha	RFr.	C	R-R	5-10	185	Lee's Summit, Mo. (Lee's Summit West HS)
36	Kolton Gonnerman	Jr.	RHP	R-R	6-2	200	Cincinnati, Iowa (Centerville HS/Marshalltown CC)
3	Blake Graham	Sr.	OF	L-R	5-10	200	Edwardsville, Ill. (Edwardsville HS)
40	Alex Jefferson	Sr.	OF/LHP	B-L	5-9	175	Normal, Ill. (Normal Community West HS)
29	Austin Knight	Jr.	RHP	R-R	6-3	205	Lebanon, Mo. (Lebanon HS)
14	Jordan Knutson	Sr.	LHP	R-L	6-0	175	Lee's Summit, Mo. (Lee's Summit HS)
21	Jake Lochner	So.	LHP	L-L	5-11	175	Sullivan, Mo. (Sullivan HS)
19	Tyler McAlister	Fr.	RHP	R-R	6-5	185	Waterloo, Ill. (Waterloo HS)
8	Aaron Meyer	Sr.	IF	L-R	6-0	180	Millstadt, Ill. (Belleville West HS)
24	Drew Millas	Fr.	C	B-R	6-2	180	Swansea, Ill. (Belleville East HS)
50	Alex Moore	Fr.	RHP	R-R	6-7	248	Mountain Grove, Mo. (Mountain Grove HS)
1	Justin Paulsen	Sr.	IF	L-R	6-0	215	Ballwin, Mo. (CBC HS/Jefferson College)
32	John Privitera	RFr.	IF	L-R	5-8	160	Lee's Summit, Mo. (Lee's Summit West HS)
43	Danny Rowley	Sr.	C	R-R	6-1	215	Durango, Colo. (Durango HS/Eastern Arizona College)
31	Landan Ruff	Jr.	OF	R-R	6-3	185	Springfield, Mo. (Parkview HS)
5	Ryan Skalnik	Jr.	IF	R-R	6-1	185	Owasso, Okla. (Verdigris HS/Northwest Mississippi CC)
7	Hunter Steinmetz	So.	OF	L-L	5-9	170	Springfield, Mo. (Parkview HS)
33	Doug Still	Jr.	LHP	L-L	6-2	205	Sikeston, Mo. (Sikeston HS/Jefferson College)
17	Justin Tallman	RFr.	RHP	R-R	6-2	190	New London, Mo. (Quincy [Ill.] Notre Dame HS)
26	Trey Turner	Jr.	OF/RHP	R-R	6-1	195	Neosho, Mo. (Neosho HS/Crowder College)
45	Ben Whetstone	RFr.	IF	L-R	6-5	220	Overland Park, Kan. (Rockhurst HS)
51	Logan Wiley*	So.	RHP	R-R	6-0	172	Springfield, Mo. (Kickapoo HS/Kansas State University)
27	Nate Witherspoon	Fr.	LHP	L-L	6-4	190	Eureka, Mo. (Eureka HS)
13	Bryan Young	Sr.	RHP	R-R	6-1	215	Kansas City, Mo. (Staley HS)

**Head Coach:** Keith Guttin

**Assistant Coaches:** Paul Evans, Nate Thompson

**Volunteer Assistant Coach:** Joe Lincoln

**Graduate Managers:** Geoff Jimenez, Matt Lawson

**Student Assistant:** Matt Fultz

**Director of Operations:** Tyler Jeske

**Athletic Trainer:** Jim Penkalski

## ROSTER BREAKDOWN

**Seniors (7):** Blake Graham, Alex Jefferson, Jordan Knutson, Aaron Meyer, Justin Paulsen, Danny Rowley, Bryan Young.

**Juniors (9):** Matt Brown, Jake Burger, Jake Fromson, Kolton Gonnerman, Austin Knight, Landan Ruff, Ryan Skalnik, Doug Still, Trey Turner.

**Sophomores (5):** Dylan Coleman, Jeremy Eierman, Jake Lochner, Hunter Steinmetz, Logan Wiley.

**Freshmen (11):** Michael Briggs, Hunter Dame, Jack Duffy, Logan Geha, Tyler McAlister, Drew Millas, Alex Moore, John Privitera, Justin Tallman, Ben Whetstone, Nate Witherspoon.

**Infielders (8):** Matt Brown, Jake Burger, Jeremy Eierman, Aaron Meyer, Justin Paulsen, John Privitera, Ryan Skalnik, Ben Whetstone.

**Outfielders (6):** Jack Duffy, Blake Graham, Alex Jefferson, Landan Ruff, Hunter Steinmetz, Trey Turner.

**Catchers (4):** Michael Briggs, Logan Geha, Drew Millas, Danny Rowley.

**Pitchers (14):** Dylan Coleman, Hunter Dame, Jake Fromson, Kolton Gonnerman, Austin Knight, Jordan Knutson, Jake Lochner, Tyler McAlister, Alex Moore, Doug Still, Justin Tallman, Logan Wiley, Nate Witherspoon, Bryan Young.

## NUMERICAL ROSTER

No.	Player	Pos.
1	Justin Paulsen	IF
3	Blake Graham	OF
4	Logan Geha	C
5	Ryan Skalnik	IF
7	Hunter Steinmetz	OF
8	Aaron Meyer	IF
9	Jake Burger	IF
10	Dylan Coleman	RHP
11	Jeremy Eierman	IF
13	Bryan Young	RHP
14	Jordan Knutson	LHP
16	Jake Fromson	RHP
17	Justin Tallman	RHP
18	Matt Brown	IF
19	Tyler McAlister	RHP
21	Jake Lochner	LHP
23	Jack Duffy	OF
24	Drew Millas	C
26	Trey Turner	OF/RHP
27	Nate Witherspoon	LHP
29	Austin Knight	RHP
31	Landan Ruff	OF
32	John Privitera	IF
33	Doug Still	LHP
34	Hunter Dame	RHP
36	Kolton Gonnerman	RHP
40	Alex Jefferson	OF/LHP
41	Michael Briggs	C
43	Danny Rowley	C
45	Ben Whetstone	IF
50	Alex Moore	RHP
51	Logan Wiley	RHP

### Head Coach

2..... Keith Guttin

### Assistant Coaches

12..... Nate Thompson  
28..... Paul Evans

### Volunteer Assistant Coach

38..... Joe Lincoln

### Student Assistant

25..... Matt Fultz

### Graduate Managers

Geoff Jimenez  
Matt Lawson

### Director of Operations

Tyler Jeske

### Athletic Trainer

Jim Penkalski

## Pronunciation Guide

Jeremy Eierman	IRE • mun
Jake Fromson	FRAWM • sin
Logan Geha	GEE • uh
Keith Guttin	.rhymes with 'button'
Jordan Knutson	kuh • NOOT • sin
Jake Lochner	LOCK • nur
Aaron Meyer	MY • ur
Drew Millas	MILL • us
John Privitera	priv • uh • TER • uh
Danny Rowley	RAW • lee
Ryan Skalnik	SCAL • nick
Hunter Steinmetz	.STINE • mets
Ben Whetstone	WET • stone



# MISSOURI STATE BASEBALL

Games 48-50 | MISSOURI STATE BEARS vs. INDIANA STATE SYCAMORES | May 12-14 | Springfield, Mo. | Hammons Field (8,000) | KBFL 1060 AM/96.9 FM | The Valley on ESPN3

## TV/RADIO ROSTER



**1** Justin Paulson  
IF - Sr. - L/R  
Ballwin, Mo.



**3** Blake Graham  
OF - Sr. - L/R  
Edwardsville, Ill.



**4** Logan Geha  
C - R/Fr. - R/R  
Lee's Summit, Mo.



**5** Ryan Skalnik  
IF - Jr. - R/R  
Owasso, Okla.



**7** Hunter Stoinmetz  
OF - So. - L/L  
Springfield, Mo.



**8** Aaron Meyer  
IF - Sr. - L/R  
Millstadt, Ill.



**9** Jake Burger  
IF - Jr. - R/R  
Chesterfield, Mo.



**10** Dylan Coleman  
RHP - So. - R/R  
Potosi, Mo.



**11** Jeremy Eierman  
IF - So. - R/R  
Warsaw, Mo.




**13** Bryan Young  
RHP - Sr. - R/R  
Kansas City, Mo.



**14** Jordan Knutson  
RHP - Sr. - R/L  
Lee's Summit, Mo.



**16** Jake Fromson  
RHP - Jr. - R/R  
Lee's Summit, Mo.



**17** Justin Tallman  
RHP - R/Fr. - R/R  
New London, Mo.



**18** Matt Brown  
IF - Jr. - R/L  
St. Louis, Mo.



**19** Tyler McAllister  
RHP - Fr. - R/R  
Waterloo, Ill.




**21** Jake Lochner  
LHP - So. - L/L  
Sullivan, Mo.



**23** Jack Duffy  
OF - Fr. - L/R  
Kansas City, Mo.



**24** Drew Millas  
C - Fr. - B/R  
Swansea, Ill.



**26** Trey Turner  
OF/RHP - Jr. - R/R  
Neosho, Mo.



**27** Nate Witherspoon  
LHP - Fr. - L/L  
Eureka, Mo.



**29** Austin Knight  
RHP - Jr. - R/R  
Lebanon, Mo.



**31** Landon Ruff  
OF - Jr. - R/R  
Springfield, Mo.



**32** John Privitera  
IF - R/Fr. - L/R  
Lee's Summit, Mo.



**33** Doug Still  
LHP - Jr. - L/L  
Sikeston, Mo.



**34** Hunter Bama  
RHP - Fr. - R/R  
Lebanon, Mo.



**36** Koiton Connerman  
RHP - Jr. - R/R  
Cincinnati, Iowa



**40** Alex Jefferson  
OF/LHP - Sr. - B/L  
Normal, Ill.



**41** Michael Briggs  
C - R/Fr. - R/R  
Lee's Summit, Mo.



**43** Danny Rowley  
C - Sr. - R/R  
Durango, Colo.



**45** Ben Whetstone  
IF - R/Fr. - L/R  
Overland Park, Kan.




**50** Alex Moore  
RHP - Fr. - R/R  
Mountain Grove, Mo.



**51** Logan Wiley  
RHP - So. - R/R  
Springfield, Mo.



**2** Keith Guttin  
Head Coach



**12** Nate Thompson  
Assistant Coach



**28** Paul Evans  
Assistant Coach



**38** Joe Lincoln  
Volunteer  
Assistant Coach