

MISSOURI STATE

2003 NCAA College World Series • 9 NCAA Regional Appearances • 37 All-Americans • 17 Major Leaguers

Eric Doennig, MSU Athletics Communications (Primary Contact) | O: (417) 836-4586 | C: (417) 827-5327 | EricDoennig@MissouriState.edu | MissouriStateBears.com | @MSUBearBaseball | MissouriStBears

SCHEDULE/RESULTS

February

17	vs. Rhode Island [§]	W, 12-1
18	vs. Stony Brook [§]	W, 7-0
19	at McNeese State [§]	L, 3-4
21	at Oral Roberts	W, 9-5
24	at Belmont [®]	4:00 p.m.
25	at Lipscomb [®]	2:00 p.m.
26	at Middle Tennessee [®]	12:00 p.m.
28	at Arkansas State	4:00 p.m.

March

1	at Arkansas State	3:00 p.m.
3	CENTRAL ARKANSAS	3:05 p.m.
4	CENTRAL ARKANSAS	2:05 p.m.
5	CENTRAL ARKANSAS	1:05 p.m.
7	at Oklahoma State	4:00 p.m.
10	at Minnesota	6:30 p.m.
11	at Minnesota	2:00 p.m.
12	at Minnesota	1:00 p.m.
14	at Saint Louis	4:00 p.m.
15	at Southeast Missouri	5:00 p.m.
17	MEMPHIS	3:05 p.m.
18	MEMPHIS	2:05 p.m.
19	MEMPHIS	1:05 p.m.
21	NEW ORLEANS	6:35 p.m.
24	at Central Michigan	2:00 p.m.
25	at Central Michigan	1:00 p.m.
26	at Central Michigan	12:00 p.m.
28	ORAL ROBERTS	6:35 p.m.
31	BRADLEY*	8:05 p.m.

April

1	BRADLEY*	3:05 p.m.
2	BRADLEY*	1:02 p.m.
4	KANSAS	6:35 p.m.
7	DALLAS BAPTIST*	6:32 p.m.
8	DALLAS BAPTIST*	2:02 p.m.
9	DALLAS BAPTIST*	1:05 p.m.
11	ARKANSAS	6:32 p.m.
13	at New Mexico	7:30 p.m.
14	at New Mexico	7:30 p.m.
15	at New Mexico	2:00 p.m.
18	at Missouri	6:30 p.m.
21	WICHITA STATE*	6:32 p.m.
22	WICHITA STATE*	2:02 p.m.
23	WICHITA STATE*	1:05 p.m.
25	MISSOURI	6:32 p.m.
28	at Evansville*	6:00 p.m.
29	at Evansville*	2:00 p.m.
30	at Evansville*	1:00 p.m.

May

2	at Kansas	6:00 p.m.
5	at Southern Illinois*	6:30 p.m.
6	at Southern Illinois*	4:00 p.m.
7	at Southern Illinois*	1:00 p.m.
12	INDIANA STATE*	6:32 p.m.
13	INDIANA STATE*	2:02 p.m.
14	INDIANA STATE*	1:05 p.m.
18	at Illinois State*	6:00 p.m.
19	at Illinois State*	2:00 p.m.
20	at Illinois State*	1:00 p.m.
24-27	MVC BASEBALL CHAMPIONSHIP*	TBA

Home games played at Hammons Field in BOLD CAPS; *MVC game; § Lake View Classic (Lake Charles, La.); @ Mule Mix Classic (Nashville, Tenn.); * at Hammons Field



MISSOURI STATE BEARS (3-1)

Conference..... Missouri Valley
 Head Coach..... Keith Guttin
 Alma Mater..... Missouri-St. Louis
 Career Record..... 1,179-740 (35th year)
 Record at MSU..... same



BELMONT BRUINS (1-3)

Conference..... Ohio Valley
 Head Coach..... Dave Jarvis
 Alma Mater..... Arkansas State
 Career Record..... 883-652-2 (27th year)
 Record at BU..... 559-500-2 (20th year)

MULE MIX CLASSIC

Game 1 at Belmont
 Friday, Feb. 24..... 4:00 p.m.
 MSU..... LHP Doug Still (1-0, 1.50 ERA)
 BU..... RHP Tyler Vaughn (0-1, 7.20 ERA)
 Site..... Nashville, Tenn.
 Stadium..... E.S. Rose Park (500)
 Live Stats/Video..... BelmontBruins.com

Game 2 at Lipscomb
 Saturday, Feb. 25..... 2:00 p.m.
 MSU..... LHP Jordan Knutson (1-0, 0.00 ERA)
 LU..... RHP Jeffrey Passantino (0-0, 1.80 ERA)
 Site..... Nashville, Tenn.
 Stadium..... Dungan Field (750)
 Live Stats/Video..... LipscombSports.com

Game 3 at Middle Tennessee
 Sunday, Feb. 19..... 12:00 p.m.
 MSU..... RHP Dylan Coleman (0-0, 1.42 ERA)
 MTSU..... RHP Carson Lester (0-0, 10.12 ERA)
 Site..... Murfreesboro, Tenn.
 Stadium..... Reese Smith, Jr. Field (2,100)
 Live Stats..... GoBlueRaiders.com

Radio..... KBFL1060 AM/96.9 FM
 (Andrew Buchbinder)
 Twitter..... @MSUBearBaseball



LIPSCOMB BISONS (3-1)

Conference..... Atlantic Sun
 Head Coach..... Jeff Forehand
 Alma Mater..... Belmont
 Career Record..... 490-446-1 (17th year)
 Record at LU..... 279-304 (11th year)



MIDDLE TENNESSEE BLUE RAIDERS (1-3)

Conference..... Conference USA
 Head Coach..... Jim McGuire
 Alma Mater..... Cumberland
 Career Record..... 332-236 (9th year)
 Record at MTSU..... 112-120 (5th year)

PRIME 9

- Missouri State is off to its fifth-straight 3-1 start and is 27-7 in February since the beginning of the 2013 season
- MSU will be taking on a pair of first-time opponents in Belmont and Lipscomb, while the Bears own a 23-9 series advantage vs. Middle Tennessee; MSU is 7-7 all-time vs. the Blue Raiders in Murfreesboro
- Head coach **Keith Guttin** ranks 25th among all NCAA Division I coaches for career victories; he trails Al Ogletree in the No. 24 position by 29 wins
- MSU's bullpen has yet to allow an earned run and has struck out 14 batters in 13.2 combined innings this season
- Justin Paulsen** logged a career-best four hits in the Bears' win at Oral Roberts on Tuesday; the senior also surpassed the 100-RBI mark for his career in Saturday's win over Stony Brook
- Sophomore shortstop **Jeremy Eierman** was named Missouri Valley Conference Player of the Week on Monday after batting .583 (7-for-12) and slugging 1.250 with a pair of homers and six RBIs for the Bears over the weekend
- The trio of Eierman, Paulsen and **Drew Millas** is a combined 8-for-12 with runners in scoring position this season
- MSU has produced a total of 42 come-from-behind wins since the beginning of the 2015 season
- The Bears have amassed a 53-14 regular-season record against non-conference foes since the beginning of the 2015 season, including a 29-10 mark in road or neutral-field games against non-MVC competition

AROUND THE HORN

Pos.	Player	Ht.	Wt.	Class	B/T	G/GS	BA/OBP/SLG	HR/RBI	Notes
C	Drew Millas	6-2	180	Fr.	B/R	3/2	.222/.300/.333	0/3	Hitting .667 with runners in scoring position
1B	Justin Paulsen	6-0	215	Sr.	L/R	4/4	.400/.471/.733	1/7	Career-high 4 hits Tuesday at ORU
2B	Aaron Meyer	6-0	180	Sr.	L/R	4/4	.176/.263/.176	0/3	MVC-high 20-game hit streak in 2016
SS	Jeremy Eierman	6-1	205	So.	R/R	4/4	.471/.500/.941	2/6	Leads MVC in HR, TB (16)
3B	Jake Burger	6-2	210	Jr.	R/R	4/4	.333/.421/.600	1/4	2017 Golden Spikes Award Watch List
RF	Blake Graham	5-10	200	Sr.	L/R	4/4	.273/.529/.545	1/1	Career-best 5 HR, 37 RBIs in 2016
CF	Hunter Steinmetz	5-9	170	So.	L/L	4/4	.158/.158/.263	0/2	2016 Collegiate Baseball Frosh. All-American
LF	Alex Jefferson	5-9	175	Sr.	B/R	4/4	.200/.333/.267	0/1	2016 CoSIDA Academic All-District
DH	Matt Brown	6-2	220	Jr.	R/R	2/2	.000/.333/.000	0/0	Two-time JUCO All-Region pick
OF	Jack Duffy	5-10	180	Fr.	L/R	3/2	.200/.500/.200	0/0	Rawlings High School Gold Glove Award
IF	Ryan Skalnik	6-1	185	Jr.	R/R	2/0	.500/.667/1.000	0/3	Go-ahead, pinch 3-run 2B Tuesday at ORU
C	Logan Geha	5-10	185	RFr.	R/R	2/2	.000/.500/.000	0/1	2016 MVC Academic Honor Roll

Pos.	Pitcher	Ht.	Wt.	Class	B/T	G/GS	W-L	Sv	IP	H	K/BB	BAA	ERA
LHP	Jordan Knutson	6-0	175	Sr.	R/L	1/0	1-0	0	7.0	3	2/0	.136	0.00
RHP	Dylan Coleman	6-6	215	So.	R/R	2/1	0-0	0	6.1	6	8/0	.240	1.42
LHP	Doug Still	6-2	205	Jr.	L/L	1/1	1-0	0	6.0	5	3/1	.227	1.50
RHP	Jake Fromson	5-10	195	Jr.	R/R	2/0	0-0	0	5.0	1	5/1	.071	0.00
RHP	Trey Turner	6-1	195	Jr.	R/R	1/0	1-0	0	2.1	0	2/2	.000	0.00
RHP	Bryan Young	6-1	215	Sr.	R/R	1/0	0-0	0	2.0	0	3/0	.000	0.00
LHP	Nate Witherspoon	6-4	190	Fr.	L/L	1/1	0-1	0	4.0	6	1/1	.375	6.75

MISSOURI STATE BASEBALL

Games 5-7 | MISSOURI STATE BEARS at MULE MIX CLASSIC | Feb. 24-26, 2017 | Nashville/Murfreesboro, Tenn. | KBFL 1060 AM/96.9 FM

MISSOURI STATE QUICK FACTS

Founded.....	1905
Location.....	Springfield, Mo.
Address.....	901 S. National Ave. Springfield, MO 65897
Web Site.....	MissouriState.edu
Switchboard.....	(417) 836-5000
President.....	Clif Smart
Enrollment.....	26,000
Nickname.....	Bears
School Colors.....	Maroon and White
National Affiliation.....	NCAA Division I
Conference.....	Missouri Valley Conference
Director of Athletics.....	Kyle Moats
Faculty Athletics Representative.....	James Hutter
Tickets.....	(417) 836-7678, (888) 476-7849 MissouriStateBears.com/Tickets

Stadium

Home Facility.....	Hammons Field
Opened.....	2004
Capacity.....	8,000
Surface.....	Natural Grass
Dimensions.....	LF-315/LC-365/CF-400/RC-365/RF-330
Press Box Phone.....	(417) 832-3029

Baseball Staff

Head Coach.....	Keith Guttin (Missouri-St. Louis, '78)
MSU Record.....	1,179-740 (35th year at MSU)
Overall Record.....	1,179-740 (35th year overall)
Assistant Coach.....	Paul Evans (Southern Illinois, '81)
Assistant Coach.....	Nate Thompson (Dallas Baptist, '06)
Volunteer Assistant Coach.....	Joe Lincoln
Graduate Managers.....	Matt Lawson Geoff Jimenez
Student Assistant.....	Matt Fultz
Director of Operations.....	Tyler Jeske
Athletic Trainer.....	Jim Penkalski
Strength & Conditioning Coordinator.....	Jeremiah Frey

Team Information

2016 Overall Record.....	38-21
2016 MVC Record (Finish).....	7-13 (7th)
Postseason.....	MVC Tournament runner-up
Lettermen Returning/Lost.....	15/10
Starters Returning/Lost.....	7/2
Pitchers Returning/Lost.....	7/5
Newcomers.....	16

History

First Season.....	1964
All-Time Record (53 seasons).....	1,573-970-1
All-Time at Hammons Field (13 seasons).....	211-112
All-Time NCAA D-I Tournament Record.....	18-19 (9 app.)
MVC Regular-Season Championships.....	4
MVC Tournament Championships.....	3

Athletics Communications

Location.....	Hammons Student Center, Room 300
Shipping Address.....	901 S. National Avenue Springfield, MO 65897
Assistant Director (Primary Baseball Contact).....	Eric Doennig
Office Phone.....	(417) 836-4584
Cell Phone.....	(417) 827-3327
Email.....	EricDoennig@MissouriState.edu
Assistant A.D. for Communications.....	Rick Kindhart
Assistant Director.....	Ben Adamson
Social Media/Graphic Design Assistant.....	Bridgette Robles
Assistant.....	Kevin Kane
Graduate Assistant.....	Shannon Carrico
Athletics Web Site.....	MissouriStateBears.com
Twitter.....	@MSUBearBaseball
Instagram.....	@MSUBearBaseball
Facebook.....	MissouriStBears/MSUBearsBaseball

LEADING OFF

With three victories in their first four contests, the **Missouri State Bears** will be looking to continue their winning ways this weekend when they take part in the Mule Mix Classic in Nashville and Murfreesboro, Tenn. The Bears will open play with a pair of games in Nashville, starting with Friday's (Feb. 24) 4 p.m. contest against the **Belmont Bruins** at E.S. Rose Park in Nashville, before taking on the **Lipscomb Bisons** Saturday (2 p.m.) at Dungan Field. On Sunday, play shifts to Murfreesboro, where MSU will square off against the **Middle Tennessee Blue Raiders** in a Noon game at Reese Smith, Jr. Field.

In addition to the Bears, the round-robin classic includes Bowling Green and Northwestern, which will also face each of the three local teams over the weekend. The Bears are coming off a 9-5 road victory over Oral Roberts on Tuesday, as well as a 2-1 opening weekend at the Lake Area Classic in Lake Charles, La. MSU rallied from a two-run deficit to complete their 42nd come-from-behind win since the beginning of the 2015 season.

Belmont (1-3) picked up its first win of the season Wednesday against Western Kentucky, after dropping all three games of its opening series with Kent State over the weekend. Lipscomb (3-1) took two of their three meetings with Oakland to start the season, then topped Middle Tennessee by a 3-2 score Wednesday. The Blue Raiders (1-3) lost two of their three contests with Georgia Southern before their setback to Lipscomb in Nashville.

SERIES HISTORIES

The Bears will be facing a pair of first-time opponents in Belmont, out of the Ohio Valley Conference, and Lipscomb, a member of the Atlantic Sun Conference, to open the weekend. MSU has a lengthy history with the OVC, having compiled a cumulative 131-79 all-time mark against the current membership of the league. The Bears have faced just two ASUN foes, going a combined 6-4 against Jacksonville and Stetson. Most recently, MSU swept a three-game road series from Jacksonville in 2015.

The Bears have faced Middle Tennessee on a frequent basis since their initial meeting in 1994, including a match-up in the 1995 NCAA Fresno Regional. MSU has gotten the better of the Blue Raiders in the series, winning 23 of 32 overall contests, despite dropping all three games of the two clubs' 2009 series in their most-recent meeting in Murfreesboro. In all, the Bears have dominated at home (14-1), while splitting their previous 14 contests with Middle Tennessee on its home field.

WHAT A RELIEF

The Bears' bullpen has been nearly untouchable through the first four games of the season, combining to allow just one unearned run while striking out 14 batters and holding the opposition to a .178 batting mark in 13.2 innings. In all, seven different relievers have teamed up to lock down the late innings, as MSU has not yielded a single run after the fifth inning this season.

Jake Fromson turned in a pair of scoreless outings last weekend, fanning five while allowing just one hit and one walk in 5.0 total innings. **Trey Turner** delivered 2 1/3 hitless innings in his MSU mound debut Tuesday at ORU, and All-America closer **Bryan Young** tossed 2.0 perfect frames to close out the win in Tulsa.

WELCOME WAGON

Despite returning 15 letterwinners and six regular position starters from last year's 38-21 club, MSU has had several newcomers log substantial playing time over the first week of the season. The Bears' opening day lineup featured three newcomers, including catcher **Logan Geha**, designated hitter **Matt Brown** and starting pitcher **Doug Still**, while freshmen **Drew Millas** and **Jack Duffy** drew starting assignments in game two vs. Stony Brook, and rookie left-hander **Nate Witherspoon** got the mound start Sunday against McNeese.

A total of 12 different Bears made their MSU debuts in the Lake Area Classic, led by the performance of Still, who earned the win over Rhode Island after allowing just one run in 6.0 innings. Millas came through with a key two-out, two-run double to help ice the 7-0 win over Stony Brook, then plated another with a two-out hit in Tuesday's win at ORU. Perhaps the biggest blow from a newcomer came in the sixth inning Tuesday, as **Ryan Skalnik** put the Bears on top for good with a bases-loaded double, before **Trey Turner** helped shut down the Golden Eagle attack with 2.1 innings of no-hit relief to earn the victory in his first mound outing as a Bear.

NON-CON DOMINATION

A key factor in Missouri State's success over the past few seasons has been its dominance against non-conference competition. Since the beginning of the 2015 season, the Bears have compiled a 53-14 record in regular-season games versus non-league foes. They have won 24 of their last 28 regular-season non-conference home games, but have been nearly as potent on the road, going 29-10 in true road and neutral-field contests over the same stretch.

SERIES SUMMARIES

All-Time Record vs. Belmont.....	0-0
Home.....	0-0
Road.....	0-0
Neutral.....	0-0
Current Streak.....	NA
Last Meeting.....	NA
MSU vs. Ohio Valley Conference.....	131-79
Keith Guttin vs. Belmont.....	0-0

All-Time Record vs. Lipscomb.....	0-0
Home.....	0-0
Road.....	0-0
Neutral.....	0-0
Current Streak.....	NA
Last Meeting.....	NA
MSU vs. Atlantic Sun Conference.....	6-4
Keith Guttin vs. Lipscomb.....	0-0

All-Time Record vs. Middle Tennessee.....	23-9
Home.....	14-1
Road.....	7-7
Neutral.....	1-1
Current Streak.....	L3
Last Meeting.....	Middle Tennessee won 7-6 at Murfreesboro, Tenn. (2/22/09)
MSU vs. Conference USA.....	31-29
Keith Guttin vs. Middle Tennessee.....	23-9

MISSOURI STATE BASEBALL

Games 5-7 | MISSOURI STATE BEARS at MULE MIX CLASSIC | Feb. 24-26, 2017 | Nashville/Murfreesboro, Tenn. | KBFL 1060 AM/96.9 FM

MVC STANDINGS

Team	Overall	Pct.	MVC	Pct.
Wichita State	3-0	1.000	0-0	.000
Dallas Baptist	3-1	.750	0-0	.000
Missouri State	3-1	.750	0-0	.000
Southern Illinois	3-1	.750	0-0	.000
Bradley	2-1	.667	0-0	.000
Illinois State	2-1	.667	0-0	.000
Indiana State	2-1	.667	0-0	.000
Evansville	1-3	.250	0-0	.000

*Through games of Feb. 22

THIS WEEK IN THE VALLEY

Friday, Feb. 24

Indiana State vs. Marist (12 p.m.)
 Bradley at Tennessee Tech (3 p.m.)
 Grand Canyon at Wichita State (3 p.m.)
 Illinois State at Memphis (4 p.m.)
Missouri State at Belmont (4 p.m.)
 Indiana State at Mississippi State (4:30 p.m.)
 Evansville at Southern Miss (6 p.m.)
 Southern Illinois at Louisiana-Monroe (6 p.m.)
 New Mexico at Dallas Baptist (6:30 p.m.)

Saturday, Feb. 25

Bradley at Tennessee Tech (2 p.m.)
 Grand Canyon at Wichita State (2 p.m.)
 Illinois State at Memphis (2 p.m.)
Missouri State at Lipscomb (2 p.m.)
 Evansville at Southern Miss (2 p.m.)
 Southern Illinois at Louisiana-Monroe (2 p.m.)
 New Mexico at Dallas Baptist (2 p.m.)
 Indiana State at Mississippi State (4 p.m.)

MVC PRESEASON POLL

No.	Team (First-place votes)	Points
1.	Dallas Baptist (5)	59
2.	Southern Illinois (3)	53
3.	Missouri State	51
4.	Indiana State	36
	Wichita State	36
6.	Bradley	25
7.	Evansville	20
8.	Illinois State	8

PRESEASON ALL-MVC TEAM

Pos.	Player	Team
1B	Logan Blackfan	Southern Illinois
2B	Trey Hair	Evansville
3B	Jake Burger	Missouri State
SS	Camden Duzenack	Dallas Baptist
C	Matt Duce	Dallas Baptist
UT	Luke Ritter	Wichita State
DH	Alec Bohm	Wichita State
OF	Spencer Gaa	Bradley
OF	Jameson Hannah	Dallas Baptist
OF	Austin Listi	Dallas Baptist
SP	Michael Baird	Southern Illinois
SP	Chad Whitmer	Southern Illinois
RP	Seth Elledge	Dallas Baptist
RP	Bryan Young	Missouri State



COMEBACK KIDS

Missouri State's 9-5 come-from-behind win over Oral Roberts Tuesday continued a recent trend for the Bears. The win marked the Bears' 42nd comeback victory since the start of the 2015 season. Last year, the Bears posted 17 comeback wins, on the heels of a 2015 season that saw them claim victory in 24 such contests.

MSU rallied from its biggest deficit in nearly six years last March vs. Arkansas State, coming all the way back from a 5-0 hole to defeat the Red Wolves by a 15-11 final tally. The Bears' last come-from-behind win after trailing by five runs occurred on May 26, 2010, when MSU overcame a 7-2 deficit against Southern Illinois at the Missouri Valley Conference Championship in Wichita. MSU was particularly resilient in MVC play in 2015, capturing eight of their 18 conference victories in comeback fashion.

GUTTIN CRACKS TOP 25

Bears head coach **Keith Guttin** cracked the NCAA's top 25 coaching wins list over the weekend, moving past Andy Lopez with Saturday's victories over Stony Brook and Rhode Island. With a career record of 1,179-740 (.614), Guttin is the second-winningest coach in MVC history, while his win total ranks seventh among all active Division I head coaches.

LIFTING THE LID

With its 12-1 win over Rhode Island, Missouri State is now 23-12 in season openers under head coach **Keith Guttin** and 35-19 overall in such affairs. The Bears' big win over the preseason Atlantic 10 Conference favorite marked their fifth-consecutive opening day victory. Additionally, MSU's 12 runs matched their 2016 opening day offensive output as its best since the 2004 season opener (13 runs vs. Little Rock). The Bears have employed a potent offensive attack in recent years, totaling 41 runs in their last four season debuts.

DOING IT WITH 'D'

MSU rode a familiar formula of pitching and defense to victories in its first two games at the Lake Area Classic over the weekend. The Bears turned a total of six double plays in their three games in Louisiana, including five of the inning-ending variety. The Bears, which fielded .983 with just two miscues in 117 total chances in their three games, also got a big boost from their outfield defense. **Hunter Steinmetz** turned in three diving catches to rob opponents of runs, and **Blake Graham** added a highlight-reel grab of his own.

On the mound, the Bears yielded just four earned runs over the weekend, getting a pair of quality starts from **Doug Still** and **Jordan Knutson**, as well as solid work from all four relievers who saw action. Still earned the win vs. Rhode Island after allowing just one earned run on five hits over 6.0 innings, before Knutson and **Dylan Coleman** combined on a five-hit shutout of Stony Brook.

ROAD TO SUCCESS

MSU has proven to be hard to stop on the road since the start of the 2015 season, logging a 35-17 (.615) record in such contests. The Bears went 13-10 in true road games a year ago, after finishing with a program-record 21 wins in 27 road contests in 2015. MSU's 0.857 win percentage on the road represented their best since 1978, when they posted an identical percentage with a 12-2 road mark.

Coupled with their 9-3 record in neutral field contests in 2015, the Bears' total of 30 wins away from home was second only to national champion Virginia in the Division I ranks and qualified as the best in school history. The Bears also posted the longest road win streak in Division I baseball in 2015, claiming 11 straight victories from March 15 to April 25 — their longest since the 1994 season.

EIERMAN HONORED BY VALLEY

Sophomore **Jeremy Eierman** cashed in on a strong opening weekend by picking up Missouri Valley Conference Player of the Week honors, the league office announced Monday. Eierman powered the MSU offense over the weekend at the Lake Area Classic, batting .583 (7-for-12) with a pair of homers and six RBIs. The Warsaw, Mo., product slugged 1.250, totaled four extra-base hits and recorded at least two hits in all three contests, including a 3-for-4 effort in MSU's opener with Rhode Island. He reached base four times in the 12-1 win, singling home a run and belting a two-run homer. He also went 2-for-4 in the Bears' win over Stony Brook, before clubbing a three-run homer and doubling in game three vs. McNeese.

The MVC weekly honor is the second of Eierman's career, after the MSU shortstop earned the same award on May 23, 2016, en route to garnering Freshman All-America honors from both *Collegiate Baseball* and the National Collegiate Baseball Writer's Association.

NCAA DIVISION I WINNINGEST ACTIVE COACHES

No.	Coach	School	Wins
1.	Mike Martin	Florida State	1,900
2.	Mark Marquess	Stanford	1,586
3.	Jim Morris	Miami	1,537
4.	Mike Fox	North Carolina	1,339
5.	Paul Mainieri	LSU	1,327
6.	John Anderson	Minnesota	1,209
7.	Keith Guttin	Missouri State	1,179
8.	Danny Hall	Georgia Tech	1,172
9.	Wayne Graham	Rice	1,116
10.	Mike Gillespie	UC Irvine	1,102
11.	Gary Gilmore	Coastal Carolina	1,101
12.	Tony Robichaux	UL Lafayette	1,081
13.	Mike Sansing	Kennesaw State	1,043
14.	Brian Shoop	UAB	985
15.	Elliott Avent	NC State	981

*through Feb. 19

GUTTIN'S MILESTONE VICTORIES

Win	Date	Result (Site)
1	3/5/83	MSU 8, Indiana State 2 (Meador Park)
100	3/11/86	MSU 7, Jacksonville 5 (Jacksonville, Fla.)
200	4/16/88	MSU 4, Eastern Illinois 2 (Charleston, Ill.)
300	5/13/90	MSU 9, Eastern Illinois 2 (Chicago, Ill.)
*395	5/11/93	MSU 9, UNI 2 (Meador Park)
400	5/9/93	MSU 7, Wichita State 6 (Meador Park)
500	5/17/96	MSU 8, Wichita State 7 (Wichita, Kan.)
600	4/24/99	MSU 13, UNI 7 (Meador Park)
700	5/4/02	MSU 5, Wichita State 1 (Wichita, Kan.)
800	5/11/05	MSU 15, Kansas 6 (Hammons Field)
900	5/11/08	MSU 7, Middle Tennessee 6 (Hammons Field)
1,000	3/3/12	MSU 3, Northwestern State 2 (Natchitoches, La.)
1,100	3/17/15	MSU 10, UALR 3 (Hammons Field)

*Surpassed Bill Rowe for the all-time Missouri State record for coaching victories

MISSOURI STATE BASEBALL

Games 5-7 | MISSOURI STATE BEARS at MULE MIX CLASSIC | Feb. 24-26, 2017 | Nashville/Murfreesboro, Tenn. | KBFL 1060 AM/96.9 FM

MSU RECORD BY POSITION

C-	Geha 2 (1-1), Millas 2 (2-0)
1B-	Paulsen 4 (3-1)
2B-	Meyer 4 (3-1)
3B-	Burger 4 (3-1)
SS-	Eierman 4 (3-1)
LF-	Jefferson 2 (1-1), Duffy 2 (2-0)
CF-	Steinmetz 4 (3-1)
RF-	Graham 3 (2-1), Jefferson 1 (1-0)
DH-	Brown 2 (1-1), Jefferson 1 (1-0), Graham 1 (1-0)
P-	Knutson 1 (1-0), Still 1 (1-0), Witherspoon 1 (0-1), Coleman 1 (1-0)

MSU RECORD BY BATTING ORDER

1st-	Steinmetz 4 (3-1)
2nd-	Jefferson 4 (3-1)
3rd-	Burger 4 (3-1)
4th-	Eierman 3 (2-1), Meyer 1 (1-0)
5th-	Paulsen 3 (2-1), Meyer 1 (1-0)
6th-	Eierman 1 (1-0), Paulsen 1 (1-0), Meyer 1 (0-1), Graham 1 (1-0)
7th-	Brown 2 (1-1), Graham 1 (1-0), Meyer 1 (1-0)
8th-	Millas 2 (2-0), Graham 2 (1-1)
9th-	Geha 2 (1-1), Duffy 2 (2-0)

MSU HIT STREAKS

Category	Current	2017	Career
Jeremy Eierman	5	4	8
Aaron Meyer	2	2	20
Jake Burger	2	2	12
Hunter Steinmetz	1	2	19
Justin Paulsen	1	2	7
Alex Jefferson	1	2	6
Jack Duffy	1	1	1
Drew Millas	1	1	1
Ryan Skalnik	1	1	1
Blake Graham	0	3	14
Landan Ruff	0	0	1

MSU REACHED BASE STREAKS

Category	Current	2017	Career
Blake Graham	7	4	19
Jake Burger	5	4	35
Jeremy Eierman	5	4	14
Jack Duffy	3	3	2
Aaron Meyer	2	2	21
Logan Geha	2	2	2
Ryan Skalnik	2	2	2
Justin Paulsen	1	2	32
Hunter Steinmetz	1	2	29
Alex Jefferson	1	2	11
Matt Brown	1	1	1
Drew Millas	1	1	1
Landan Ruff	1	1	1

BEARS IN THE PRO RANKS

Former Missouri State baseball standout **Buddy Baumann** became the 17th Bear to receive a call up to big leagues last July, when the San Diego Padres made the move official by promoting the Rogersville, Mo., product to their 25-man Major League roster.

Prior to being selected by Kansas City in the seventh round of the 2009 MLB Draft, Baumann went 18-8 with a 4.09 ERA over his three-year Missouri State career, striking out 215 batters innings to rank among the school's all-time leaders. He earned second-team All-America honors from the ABCA and *Collegiate Baseball* after going 11-1 with a 3.23 ERA as a junior in 2009. Baumann is one of four former Bears currently in big league spring training camps, joining **Ross Detwiler** (A's), **Pierce Johnson** (Cubs) and **Brad Ziegler** (Marlins), while 11 additional former MSU standouts remain active in the minor league ranks.

Last summer, two MSU seniors — **Spencer Johnson** and **Sam Perez** — were among those taken in the 2016 Major League Baseball First-Year Player Draft. Perez was the first Missouri Valley Conference player to be chosen in the draft, as the Miami Marlins selected the right-hander in the fifth round with the 143rd overall pick on the second day of the 40-round amateur draft. The following day, Johnson heard his name called by the Houston Astros in the 16th round with the 487th overall pick.

With the selections of Johnson and Perez, Missouri State extended an impressive string of talent production that has resulted in at least one Bear being picked in 30 of the last 31 MLB Drafts dating back to 1986. Overall, the Bears have produced 136 players who have gone on to sign professional contracts over their 53 years as a varsity program, including 116 during **Keith Guttin's** 34-year tenure as head coach.

YOUNG TOPS MSU SAVES LIST

Missouri State closer **Bryan Young** was one of 60 players named to the National Collegiate Baseball Writers Association's initial watch list for its 2017 Stopper of the Year Award, given annually to the top relief pitchers in NCAA Division I baseball.

A 2017 preseason All-Missouri Valley Conference selection, Young is coming off one of the more dominant top-year stretches ever produced by a Bears reliever. He became Missouri State's 10th first-team All-American after setting a school record with 16 saves in 2015. The right-hander led the MVC and ranked third nationally in saves, while logging a perfect 7-0 record and a 1.31 earned run average. The MSU closer earned first-team All-America recognition from the NCBWA, as well as third-team honors from both *Perfect Game* and *Collegiate Baseball* at the conclusion of the season.

NCAA DIVISION I ACTIVE SAVES LEADERS

No.	Player	School	Saves
1.	Eddie Muhl	George Washington	29
	Ryan Thomas	Marist	29
3.	Bryan Young	Missouri State	27
	Dylan Moore	Louisiana-Lafayette	27
5.	Stephen Villines	Kansas	26
6.	Zach Stone	UC Davis	22
	Jake Weber	Fort Wayne	22
	Conner O'Neil	CSUN	22

NCAA DIVISION I ACTIVE ERA LEADERS

No.	Player	School	ERA
1.	Dylan Moore	Louisiana-Lafayette	1.26
2.	Hunter Newman	LSU	1.63
3.	Kyle Nelson	UC Santa Barbara	1.71
4.	Bryan Young	Missouri State	1.71
5.	Jake Meyers	Nebraska	1.81
6.	Adam Haseley	Virginia	1.86
7.	Casey Sutton	Louisiana Tech	1.91
8.	Seth Kinker	Ohio State	1.99

RECENT BEARS IN THE MLB DRAFT

Year	Player	Team	Round/Overall
2016	Sam Perez	MIA	5th/143
	Spencer Johnson	HOU	16th/487
2015	Jon Harris	TOR	1st/29
	Tate Matheny	BOS	4th/111
	Matt Hall	DET	6th/190
	Joey Hawkins	STL	40th/1211
2014	Cody Schumacher	STL	36th/1095
2013	Nick Petree	STL	9th/275
	Grant Gordon	LAA	10th/307
	Luke Voit	STL	22nd/665
2012	Pierce Johnson	CHC	1st-Comp/43
	Kevin Medrano	ARI	18th/573
2011	Dan Kickham	DET	33rd/1007
2010	Mike Kickham	SF	6th/198
	Aaron Meade	LAA	10th/324
	Pat Doyle	CIN	24th/727
2009	Ben Carlson	CLE	6th/185
	Buddy Baumann	KC	7th/212
	Brayden Drake	SD	12th/354
	Tim Clubb	CHC	29th/890
	Dallas Hord	MIA	32nd/968
2008	Ryan Mantle	SF	19th/567
	Matt Frevert	STL	28th/845
2007	Ross Detwiler	WSH	1st/6
	Scott Carroll	CIN	3rd/104
	Matt Lawson	TEX	14th/440
	Jake Shafer	NYG	41st/1243
2006	Brett Sinkbeil	MIA	1st/19
	Chris Krawczyk	DET	22nd/652
2004	Brooks Colvin	DET	13th/373
	Derek Drage	PIT	21st/622
	Jeff Gray	OAK	32nd/967
2003	Shaun Marcum	TOR	3rd/80
	Bob Zimmermann	LAA	4th/120
	Chad Mulholland	TOR	8th/230
	Tony Piazza	NYM	12th/349
	Brad Ziegler	PHI	20th/525

Young, who was one of five finalists for the 2015 NCBWA Stopper of the Year Award, picked up right where he left off as a sophomore, logging a 1.31 earned run average, while saving 11 games in his 24 mound appearances last season. The Kansas City, Mo., native owns the MSU career saves record with 27 and entered the 2017 campaign third on the NCAA's saves list for active pitchers and fourth on the active ERA list (1.74).

BEARS ON THE AIR

Once again in 2017, Meyer Communications is slated to provide live radio coverage of all 55 Missouri State regular-season games, plus all Bears' games in the Missouri Valley Conference Tournament and any 2017 postseason play. The broadcasts can be heard primarily on **KBFL 1060 AM** and **96.9 FM** in Springfield with Art Hains, Rob Evans and Corey Riggs describing the action. An online audio stream is available through KBFL's website via RadioSpringfield.com.

Additionally, fans can keep tabs on the Bears through **The Valley on ESPN3**, under the MVC's media rights agreement that will provide increased coverage of conference events across ESPN platforms through the 2023-24 academic year. This spring, nine different MSU home baseball games will be broadcast on ESPN3, beginning with MSU's April 2 game vs. Bradley.

MISSOURI STATE BASEBALL

Games 5-7 | MISSOURI STATE BEARS at MULE MIX CLASSIC | Feb. 24-26, 2017 | Nashville/Murfreesboro, Tenn. | KBFL 1060 AM/96.9 FM

2017 MULTI-HIT GAMES

Name	2	3	4	5+	Total
Jeremy Eierman	2	1	0	0	3
Jake Burger	2	0	0	0	2
Jusitin Paulsen	0	0	1	0	1
Aaron Meyer	1	0	0	0	1
Team	5	1	1	0	7

CAREER MULTI-HIT GAMES

Name	2	3	4	5+	Total
Jake Burger	36	10	5	0	51
Justin Paulsen	24	8	1	0	33
Aaron Meyer	20	8	1	0	29
Blake Graham	20	5	1	0	26
Hunter Steinmetz	15	7	0	0	22
Jeremy Eierman	12	4	2	1	19
Alex Jefferson	8	4	0	0	12
Team	135	46	10	1	192

2017 MULTI-RBI GAMES

Name	2	3	4	5+	Total
Jeremy Eierman	0	2	0	0	2
Justin Paulsen	0	2	0	0	2
Jake Burger	0	1	0	0	1
Drew Millas	1	0	0	0	1
Hunter Steinmetz	1	0	0	0	1
Aaron Meyer	1	0	0	0	1
Ryan Skalnik	0	1	0	0	1
Team	3	6	0	0	9

CAREER MULTI-RBI GAMES

Name	2	3	4	5+	Total
Jake Burger	10	15	3	2	30
Justin Paulsen	20	8	2	0	30
Blake Graham	14	4	0	0	18
Jeremy Eierman	7	5	4	0	16
Hunter Steinmetz	7	2	0	0	9
Aaron Meyer	7	1	1	0	9
Alex Jefferson	3	4	0	0	7
Ryan Skalnik	0	1	0	0	1
Team	69	40	10	2	121

CAREER GAME-WINNING RBI

Name	'14	'15	'16	'17	Total
Justin Paulsen	-	7	2	1	10
Jake Burger	-	2	5	0	7
Aaron Meyer	0	0	3	1	4
Jeremy Eierman	-	-	3	0	3
Blake Graham	0	2	1	0	3
Hunter Steinmetz	-	-	3	0	3
Alex Jefferson	0	0	1	0	1
Ryan Skalnik	-	-	-	1	1
Team	0	11	18	3	32

SERIES BREAKDOWN

Series	Hitting						Pitching			
	W-L	Avg.	R	2B	HR	SB	FLD%	ERA	SO/BB	BAA
Rhode Island	1-0	.281	12	3	2	0	1.000	1.00	7/1	.219
Stony Brook	1-0	.219	7	3	2	2	.977	0.00	3/0	.172
McNeese State	0-1	.188	3	1	1	0	.972	3.38	5/2	.259
Oral Roberts	1-0	.325	9	4	0	0	.973	1.00	12/3	.200
Belmont										
Lipscomb										
Middle Tennessee										
Arkansas State										
Central Arkansas										
Oklahoma State										
Minnesota										
Saint Louis										
Southeast Missouri										
Memphis										
New Orleans										
Central Michigan										
Bradley										
Kansas										
Dallas Baptist										
Arkansas										
New Mexico										
Missouri										
Wichita State										
Evansville										
Southern Illinois										
Indiana State										
Illinois State										


SINGLE-GAME HIGHS

Batting	Individual	Team
At Bats	5, (8 times)	40 at Oral Roberts (2/21)
Runs	3, Alex Jefferson vs. Rhode Island (2/17)	12 vs. Rhode Island (2/17)
	3, Justin Paulsen at Oral Roberts (2/21)	
Hits	4, Justin Paulsen at Oral Roberts (2/21)	13 at Oral Roberts (2/21)
Doubles	1, (7 times)	3 (3 times)
Triples	NA	NA
Home Runs	1, (5 times)	2 vs. Rhode Island (2/17)
		2 vs. Stony Brook (2/18)
Runs Batted In	3, (6 times)	12 vs. Rhode Island (2/17)
Total Bases	6, (3 times)	18 vs. Rhode Island (2/17)
Stolen Bases	1, Jack Duffy vs. Stony Brook (2/18)	2 vs. Stony Brook (2/18)
	1, Alex Jefferson vs. Stony Brook (2/18)	
Walks	3, Blake Graham at Oral Roberts (2/21)	11 vs. Rhode Island (2/17)
Strikeouts	2, (4 times)	8 at McNeese (2/19)
Fielding	Individual	Team
Putouts	14, Justin Paulsen vs. Stony Brook (2/18)	27 (3 times)
Assists	5, Aaron Meyer vs. Stony Brook (2/18)	16 vs. Stony Brook (2/18)
	5, Jeremy Eierman vs. Stony Brook (2/18)	
Errors	1, (3 times)	1 (3 times)
Double Plays	3, Justin Paulsen vs. Stony Brook (2/18)	3 vs. Stony Brook (2/18)
		3 at McNeese (2/19)
Pitching	Individual	Team
Innings Pitched	7.0, Jordan Knutson vs. Stony Brook (2/18)	9.0 vs. Rhode Island (2/17)
		9.0 vs. Stony Brook (2/18)
		9.0 at Oral Roberts (2/21)
Runs Allowed	4, Nate Witherspoon at McNeese (2/19)	5 at Oral Roberts (2/21)
	4, Dylan Coleman at Oral Roberts (2/21)	
Earned Runs Allowed	3, Nate Witherspoon at McNeese (2/19)	3 at McNeese (2/19)
Hits Allowed	6, Nate Witherspoon at McNeese (2/19)	7 (3 times)
Walks	2, Trey Turner at Oral Roberts (2/21)	3 at Oral Roberts (2/21)
Strikeouts	7, Dylan Coleman at Oral Roberts (2/21)	12 at Oral Roberts (2/21)

MISSOURI STATE BASEBALL

Games 5-7 | MISSOURI STATE BEARS at MULE MIX CLASSIC | Feb. 24-26, 2017 | Nashville/Murfreesboro, Tenn. | KBFL 1060 AM/96.9 FM

RETIRED NUMBERS



Bill Rowe

On Saturday, May 8, 2004, former head baseball coach and director of athletics **Bill Rowe** became the first person in the 48-year history of the MSU baseball program to have his number retired.

Rowe guided the baseball Bears as head coach for 19 years from the start of the program in 1964 through its final season in NCAA Division II in 1982. He led the Bears to a 394-230-1 record and four Division II College World Series appearances. Under Rowe, the Bears finished as national runners-up in 1969 and finished third nationally in 1970 (just the sixth and seventh years of the program). As athletic director, Rowe guided the Bears from

Division II to Division I and saw the Bears change leagues from the MIAA and Mid-Continent Conferences to a current membership in the Missouri Valley Conference.

The retirement ceremony for Rowe's jersey was held prior to the Bears' doubleheader against Illinois State.

The indoor practice facility at Hammons Field also bears Rowe's name as of January 30, 2010.



Ryan Howard

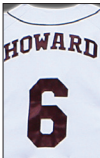
On Dec. 18, 2010, Missouri State retired the No. 6 jersey of former Bear and 2006 National League Most Valuable Player **Ryan Howard** at JQH Arena.

A St. Louis native who played at Missouri State from 1999-2001, Howard finished his collegiate career with 50 home runs, 183 RBIs and a .335 career average in 172 games. He was the 1999 Missouri Valley Conference Freshman of the Year and MSU's A.E. "Ted" Willis Most Valuable Player in 2000.

Since being drafted by Philadelphia in the fifth round of the 2001 draft, Howard has enjoyed a standout professional career. His long list of accomplishments as a member of

the Phillies includes 2005 National League Rookie of the Year, 2006 NL MVP, 2006 Home Run Derby champion, 2008 World Series champion, 2009 NLCS MVP and three All-Star selections.

Howard debuted with the Phillies in 2004, accumulating a career batting average of .258 with 382 homers and 1,194 RBIs in 1,572 MLB games over 13 seasons.



BEARS IN THE BIGS

- Scott Bailes
- Mark Bailey
- Buddy Baumann* (San Diego Padres)
- Scott Carroll
- Matt Cepicky
- Ross Detwiler* (Oakland Athletics)
- Bart Evans
- Jeff Gray
- Jason Hart
- Ryan Howard
- Mike Kickham
- Shaun Marcum
- Bill Mueller
- Matt Palmer
- John Rheinecker
- Brett Sinkbeil
- Brad Ziegler* (Miami Marlins)

*Active on MLB roster

HOME RUN TRACKER

No.	Player (No.)	Opp. (Date)	On Base	Inn.	Outs	Pitcher (T)
1	Jake Burger (1)	vs. Rhode Island (2/17)	2	6	1	Robinson (R)
2	Jeremy Eierman (1)	vs. Rhode Island (2/17)	1	8	0	Veiga (L)
3	Justin Paulsen (1)	vs. Stony Brook (2/18)	2	1	2	Montefusco (R)
4	Blake Graham (1)	vs. Stony Brook (2/18)	0	2	0	Montefusco (R)
5	Jeremy Eierman (2)	at McNeese State (2/19)	2	3	2	Sanders (L)

HOME RUN BREAKDOWN

Home	0	1 Out	1	3rd inning	1
Road	1	2 Outs	2	4th inning	0
Neutral	4	Solo	1	5th inning	0
vs. RHP	3	Two-run	1	6th inning	1
vs. LHP	2	Three-run	3	7th inning	0
vs. MVC	0	Grand slam	0	8th inning	1
vs. Non-MVC	5	1st inning	1	9th inning	0
0 Outs	2	2nd inning	1	Extra innings	0

HOME RUN BREAKDOWN

Player	Left Line	Left	Left Center	Center	Right Center	Right	Right Line
Jeremy Eierman	0	0	2	0	0	0	0
Jake Burger	0	0	1	0	0	0	0
Blake Graham	0	0	0	1	0	0	0
Justin Paulsen	0	0	0	0	1	0	0
Total	0	0	3	1	1	0	0

STARTING PITCHERS GAME-BY-GAME

Dylan Coleman

Date	Opponent	IP	H	R	ER	BB	SO	WP	BK	HBP	Score	Record
2/18	vs. Stony Brook	2.0	2	0	0	0	1	0	0	0	(ND) 7-0	0-0
2/21	at ORU	*4.1	4	4	1	0	7	2	0	1	(ND) 9-5	0-0

Jordan Knutson

Date	Opponent	IP	H	R	ER	BB	SO	WP	BK	HBP	Score	Record
2/18	vs. Stony Brook	*7.0	3	0	0	0	2	0	0	0	(W) 7-0	1-0

Doug Still

Date	Opponent	IP	H	R	ER	BB	SO	WP	BK	HBP	Score	Record
2/17	vs. Rhode Island	*6.0	5	1	1	2	3	0	0	1	(W) 12-1	1-0

Nate Witherspoon

Date	Opponent	IP	H	R	ER	BB	SO	WP	BK	HBP	Score	Record
2/19	at McNeese State	*4.0	6	4	3	1	1	1	1	1	(L) 3-4	0-1

* game started

STARTER/BULLPEN BREAKDOWN

Pitching	W-L	ERA	IP	H	ER	BB	SO	HR	B/Avg.
Starters	2-1	2.11	21.1	18	5	2	6	2	.231
Bullpen	1-0	0.00	13.2	8	0	4	14	0	.178
Total	3-1	1.54	35.0	26	5	6	20	2	.211

BEARS MISCELLANEOUS

Home	0-0	vs. Starting LHP	1-1
Away	1-1	vs. Starting RHP	2-0
Neutral	2-0	One-run games	0-1
Day games	3-1	Five+ run games	2-0
Night games	0-0	When scoring 0-4 runs	0-1
On turf	0-0	When scoring 5-9 runs	2-0
On turf infield/grass outfield	3-1	When scoring 10+ runs	1-0
On grass	0-0	Shutouts	1-0
Wearing white jersey/maroon hat	1-0	Missouri State scores first	3-0
Wearing gray jersey/maroon hat	2-0	Opponent scores first	0-1
Wearing maroon jersey/maroon hat	0-1	Leading after six	3-0
In Louisiana	2-1	Trailing after six	0-1
In Oklahoma	1-0	Tied after six	0-0
Doubleheaders	0-0	Leading after seven	3-0
Extra innings	0-0	Trailing after seven	0-1
vs. Ranked teams	0-0	Tied after seven	0-0
vs. Unranked teams	3-1		

MISSOURI STATE BASEBALL

Games 5-7 | MISSOURI STATE BEARS at MULE MIX CLASSIC | Feb. 24-26, 2017 | Nashville/Murfreesboro, Tenn. | KBFL 1060 AM/96.9 FM

2017 SEASON RESULTS

Date	MSU Totals	Opponent	Opp. Totals	W/L	Record	Winner	Loser	Save	Highlights
2/17	12-9-0	vs. Rhode Island [^]	1-7-0	W	1-0	STILL (1-0)	Wilson (0-1)	--	Still 6.0 IP, 5 H, 1 ER; Eierman 3-4, HR, 3 RBI
2/18	7-7-1	vs. Stony Brook [^]	0-5-0	W	2-0	KNUTSON (1-0)	Montefusco (0-1)	--	Knutson 7.0 IP, 3 H, 0 ER; Paulsen 3-run HR; Millas 2-run 2B
2/19	3-6-1	at McNeese State [^]	4-7-2	L	2-1	Sanders (1-0)	WITHERSPOON (0-1)	Kober (1)	Eierman 2-4, HR (2), 3 RBI; Fromson 4.0 IP, 1 H, 0 ER, 4 K's
2/21	9-13-1	at Oral Roberts	5-7-1	W	3-1	TURNER (1-0)	Eubanks (0-1)	--	Paulsen 4-5, 2B, RBI; Skalniak 3-run 2B; Turner 2.1 IP, 2 K
2/24		at Belmont							
2/25		at Lipscomb							
2/26		at Middle Tennessee							
2/28		at Arkansas State							
3/1		at Arkansas State							
3/3		Central Arkansas							
3/4		Central Arkansas							
3/5		Central Arkansas							
3/7		at Oklahoma State							
3/10		at Minnesota							
3/11		at Minnesota							
3/12		at Minnesota							
3/14		at Saint Louis							
3/15		at Southeast Missouri							
3/17		Memphis							
3/18		Memphis							
3/19		Memphis							
3/21		New Orleans							
3/24		at Central Michigan							
3/25		at Central Michigan							
3/26		at Central Michigan							
3/28		Oral Roberts							
3/31		Bradley							
4/1		Bradley							
4/2		Bradley							
4/4		Kansas							
4/7		Dallas Baptist							
4/8		Dallas Baptist							
4/9		Dallas Baptist							
4/11		Arkansas							
4/13		at New Mexico							
4/14		at New Mexico							
4/15		at New Mexico							
4/18		at Missouri							
4/21		Wichita State							
4/22		Wichita State							
4/23		Wichita State							
4/25		Missouri							
4/28		at Evansville							
4/29		at Evansville							
4/30		at Evansville							
5/2		at Kansas							
5/6		at Southern Illinois							
5/7		at Southern Illinois							
5/8		at Southern Illinois							
5/12		Indiana State							
5/13		Indiana State							
5/14		Indiana State							
5/18		at Illinois State							
5/19		at Illinois State							
5/20		at Illinois State							

* Missouri Valley Conference game; ^ at Lake Area Classic (Lake Charles, La.); @ at Mule Mix Classic;

Record Breakdown: 3-1 overall, 3-1 non-conference; 1-1 away; 0-0 home; 2-0 neutral; 3-1 February; 3-1 day games; 0-0 night games; longest winning streak - 2; longest losing streak - 1.

INNING-BY-INNING SUMMARY

	1	2	3	4	5	6	7	8	9	X	Total
Missouri State	7	2	5	3	0	8	3	3	0	--	31
Opponents	1	0	3	2	4	0	0	0	0	--	10

MISSOURI STATE BASEBALL

Games 5-7 | MISSOURI STATE BEARS at MULE MIX CLASSIC | Feb. 24-26, 2017 | Nashville/Murfreesboro, Tenn. | KBFL 1060 AM/96.9 FM

OVERALL BATTING-FIELDING STATISTICS

Record: 3-1 Home: 0-0 Away: 1-1 Neutral: 2-0 MVC: 0-0

Player	avg	gp-gs	ab	r	h	2b	3b	hr	rbi	tb	slg%	bb	hp	so	gdp	ob%	sf	sh	sb-att	po	a	e	fld%	
Eierman,Jeremy	.471	4-4	17	4	8	2	0	2	6	16	.941	1	0	2	0	.500	0	0	0-1	6	12	1	.947	
Paulsen,Justin	.400	4-4	15	5	6	2	0	1	7	11	.733	2	0	1	0	.471	0	0	0-0	41	2	0	1.000	
Burger,Jake	.333	4-4	15	5	5	1	0	1	4	9	.600	3	0	1	0	.421	1	0	0-0	1	6	0	1.000	
Graham,Blake	.273	4-4	11	3	3	0	0	1	1	6	.545	6	0	3	0	.529	0	0	0-0	7	0	0	1.000	
Millas,Drew	.222	3-2	9	1	2	1	0	0	3	3	.333	1	0	2	0	.300	0	0	0-0	13	2	0	1.000	
Jefferson,Alex	.200	4-4	15	5	3	1	0	0	1	4	.267	3	0	3	0	.333	0	0	1-1	6	0	0	1.000	
Meyer,Aaron	.176	4-4	17	2	3	0	0	0	3	3	.176	2	0	3	0	.263	0	0	0-1	4	13	1	.944	
Steinmetz,Hunter	.158	4-4	19	1	3	2	0	0	2	5	.263	0	0	3	1	.158	0	0	0-0	9	0	0	1.000	

Skalnik,Ryan	.500	2-0	2	1	1	1	0	0	3	2	1.000	1	0	0	0	.667	0	0	0-0	0	0	0	.000	
Duffy,Jack	.200	3-2	5	1	1	0	0	0	0	1	.200	2	1	3	0	.500	0	0	1-1	1	0	0	1.000	
Whetstone,Ben	.000	2-0	3	0	0	0	0	0	0	0	.000	0	0	1	0	.000	0	0	0-0	0	0	0	.000	
Turner,Trey	.000	2-0	2	0	0	0	0	0	0	0	.000	0	0	1	0	.000	0	0	0-0	1	0	0	1.000	
Brown,Matt	.000	2-2	2	0	0	0	0	0	0	0	.000	1	0	2	0	.333	0	0	0-0	0	0	0	.000	
Geha,Logan	.000	2-2	2	2	0	0	0	0	1	0	.000	3	0	2	0	.500	1	1	0-0	13	3	0	1.000	
Rowley,Danny	.000	1-0	1	0	0	0	0	0	0	0	.000	0	0	1	0	.000	0	0	0-0	0	0	0	.000	
Ruff,Landan	.000	3-0	1	0	0	0	0	0	0	0	.000	0	0	1	0	.000	0	0	0-0	2	0	0	1.000	
Privitera,John	.000	2-0	0	1	0	0	0	0	0	0	.000	0	0	0	0	.000	0	0	0-0	0	0	0	.000	
Totals	.257	4	136	31	35	10	0	5	31	60	.441	25	1	29	1	.372	2	1	2-4	105	46	3	.981	
Opponents	.211	4	123	10	26	3	0	2	6	35	.285	6	3	27	6	.265	0	2	2-3	105	28	4	.971	

LOB - Team (29), Opp (19). DPs turned - Team (7), Opp (3).

OVERALL PITCHING STATISTICS

(All games Sorted by Earned run avg)

Player	era	w-l	app	gs	cg	sho	sv	ip	h	r	er	bb	so	2b	3b	hr	b/avg	wp	hp	bk	sfa	sha
Knutson,Jordan	0.00	1-0	1	1	0	0/1	0	7.0	3	0	0	0	2	0	0	0	.136	0	0	0	0	0
Fromson,Jake	0.00	0-0	2	0	0	0/0	0	5.0	1	0	0	1	5	0	0	0	.071	0	0	0	0	0
Coleman,Dylan	1.42	0-0	2	1	0	0/1	0	6.1	6	4	1	0	8	2	0	1	.240	2	1	0	0	0
Still,Doug	1.50	1-0	1	1	0	0/0	0	6.0	5	1	1	1	3	0	0	0	.227	0	1	0	0	1
Witherspoon,Nate	6.75	0-1	1	1	0	0/0	0	4.0	6	4	3	1	1	1	0	1	.375	1	1	1	0	1

Turner,Trey	0.00	1-0	1	0	0	0/0	0	2.1	0	0	0	2	2	0	0	0	.000	0	0	0	0	0
Young,Bryan	0.00	0-0	1	0	0	0/0	0	2.0	0	0	0	0	3	0	0	0	.000	0	0	0	0	0
McAlister,Tyler	0.00	0-0	1	0	0	0/0	0	1.0	1	0	0	0	2	0	0	0	.333	0	0	0	0	0
Moore,Alex	0.00	0-0	1	0	0	0/0	0	1.0	1	0	0	0	1	0	0	0	.250	0	0	1	0	0
Lochner,Jake	0.00	0-0	1	0	0	0/0	0	0.1	3	1	0	1	0	0	0	0	.750	1	0	0	0	0
Totals	1.29	3-1	4	4	0	1/1	0	35.0	26	10	5	6	27	3	0	2	.211	4	3	2	0	2
Opponents	7.97	1-3	4	4	0	0/0	1	35.0	35	31	31	25	29	10	0	5	.257	2	1	0	2	1

Pickoffs - Team (1), Geha,L. 1.

MISSOURI STATE BASEBALL

Games 5-7 | MISSOURI STATE BEARS at MULE MIX CLASSIC | Feb. 24-26, 2017 | Nashville/Murfreesboro, Tenn. | KBFL 1060 AM/96.9 FM

GAME-BY-GAME LINEUPS

Date	Opponent	1st	2nd	3rd	4th	5th	6th	7th	8th	9th
Feb. 17	vs. Rhode Island	Steinmetz	Jefferson	Burger	Eierman	Meyer	Paulsen	Brown	Graham	Geha
Feb. 18	vs. Stony Brook	Steinmetz	Jefferson	Burger	Meyer	Eierman	Paulsen	Graham	Millas	Duffy
Feb. 19	at McNeese State	Steinmetz	Jefferson	Burger	Eierman	Paulsen	Meyer	Brown	Graham	Geha
Feb. 21	at Oral Roberts	Steinmetz	Jefferson	Burger	Eierman	Paulsen	Graham	Meyer	Millas	Duffy
Feb. 24	at Belmont									
Feb. 25	at Lipscomb									
Feb. 26	at Middle Tennessee									
Feb. 28	at Arkansas State									
March 1	at Arkansas State									
March 3	Central Arkansas									
March 4	Central Arkansas									
March 5	Central Arkansas									
March 7	at Oklahoma State									
March 10	at Minnesota									
March 11	at Minnesota									
March 12	at Minnesota									
March 14	at Saint Louis									
March 15	at Southeast Missouri									
March 17	Memphis									
March 18	Memphis									
March 19	Memphis									
March 21	New Orleans									
March 24	at Central Michigan									
March 25	at Central Michigan									
March 26	at Central Michigan									
March 28	Oral Roberts									
March 31	Bradley									
April 1	Bradley									
April 2	Bradley									
April 4	Kansas									
April 7	Dallas Baptist									
April 8	Dallas Baptist									
April 9	Dallas Baptist									
April 11	Arkansas									
April 13	at New Mexico									
April 14	at New Mexico									
April 15	at New Mexico									
April 18	at Missouri									
April 21	Wichita State									
April 22	Wichita State									
April 23	Wichita State									
April 25	Missouri									
April 28	at Evansville									
April 29	at Evansville									
April 30	at Evansville									
May 2	at Kansas									
May 5	at Southern Illinois									
May 6	at Southern Illinois									
May 7	at Southern Illinois									
May 12	Indiana State									
May 13	Indiana State									
May 14	Indiana State									
May 18	at Illinois State									
May 19	at Illinois State									
May 20	at Illinois State									

Bold indicates home game

MISSOURI STATE BASEBALL

Games 5-7 | MISSOURI STATE BEARS at MULE MIX CLASSIC | Feb. 24-26, 2017 | Nashville/Murfreesboro, Tenn. | KBFL 1060 AM/96.9 FM

GAME-BY-GAME DEFENSIVE LINEUPS

Date	Opponent	P	C	1B	2B	3B	SS	LF	CF	RF	DH
Feb. 17	vs. Rhode Island	Still	Geha	Paulsen	Meyer	Burger	Eierman	Jefferson	Steinmetz	Graham	Brown
Feb. 18	vs. Stony Brook	Knutson	Millas	Paulsen	Meyer	Burger	Eierman	Duffy	Steinmetz	Graham	Jefferson
Feb. 19	at McNeese State	Witherspoon	Geha	Paulsen	Meyer	Burger	Eierman	Jefferson	Steinmetz	Graham	Brown
Feb. 21	at Oral Roberts	Coleman	Millas	Paulsen	Meyer	Burger	Eierman	Duffy	Steinmetz	Jefferson	Graham
Feb. 24	at Belmont										
Feb. 25	at Lipscomb										
Feb. 26	at Middle Tennessee										
Feb. 28	at Arkansas State										
March 1	at Arkansas State										
March 3	Central Arkansas										
March 4	Central Arkansas										
March 5	Central Arkansas										
March 7	at Oklahoma State										
March 10	at Minnesota										
March 11	at Minnesota										
March 12	at Minnesota										
March 14	at Saint Louis										
March 15	at Southeast Missouri										
March 17	Memphis										
March 18	Memphis										
March 19	Memphis										
March 21	New Orleans										
March 24	at Central Michigan										
March 25	at Central Michigan										
March 26	at Central Michigan										
March 28	Oral Roberts										
March 31	Bradley										
April 1	Bradley										
April 2	Bradley										
April 4	Kansas										
April 7	Dallas Baptist										
April 8	Dallas Baptist										
April 9	Dallas Baptist										
April 11	Arkansas										
April 13	at New Mexico										
April 14	at New Mexico										
April 15	at New Mexico										
April 18	at Missouri										
April 21	Wichita State										
April 22	Wichita State										
April 23	Wichita State										
April 25	Missouri										
April 28	at Evansville										
April 29	at Evansville										
April 30	at Evansville										
May 2	at Kansas										
May 5	at Southern Illinois										
May 6	at Southern Illinois										
May 7	at Southern Illinois										
May 12	Indiana State										
May 13	Indiana State										
May 14	Indiana State										
May 18	at Illinois State										
May 19	at Illinois State										
May 20	at Illinois State										

Bold indicates home game

MISSOURI STATE BASEBALL

Games 5-7 | MISSOURI STATE BEARS at MULE MIX CLASSIC | Feb. 24-26, 2017 | Nashville/Murfreesboro, Tenn. | KBFL 1060 AM/96.9 FM

CAREER STATISTICS

Brown, Matt

Year	avg	gp-gs	ab	r	h	2b	3b	hr	rbi	tb	slg%	bb	hbp	so	gdp	ob%	sf	sh	sb-att	po	a	e	fld%
2017	.000	2-2	2	0	0	0	0	0	0	0	.000	1	0	2	0	.333	0	0	0-0	0	0	0	.000
TOTAL	.000	2-2	2	0	0	0	0	0	0	0	.000	1	0	2	0	.333	0	0	0-0	0	0	0	.000

Burger, Jake

Year	avg	gp-gs	ab	r	h	2b	3b	hr	rbi	tb	slg%	bb	hbp	so	gdp	ob%	sf	sh	sb-att	po	a	e	fld%
2015	.342	57-55	228	41	78	22	3	4	42	118	.518	13	5	29	3	.390	0	1	4-7	25	107	7	.950
2016	.349	56-56	235	59	82	13	2	21	72	162	.689	23	8	35	2	.420	3	0	3-5	35	101	2	.986
2017	.333	4-4	15	5	5	1	0	1	4	9	.600	3	0	1	0	.421	1	0	0-0	1	6	0	1.000
TOTAL	.345	117-115	478	105	165	36	5	26	118	289	.605	39	13	65	5	.406	4	1	7-12	61	214	9	.968

Coleman, Dylan

Year	avg	gp-gs	ab	r	h	2b	3b	hr	rbi	tb	slg%	bb	hbp	so	gdp	ob%	sf	sh	sb-att	po	a	e	fld%
2016	.000	0-0	0	0	0	0	0	0	0	0	.000	0	0	0	0	.000	0	0	0-0	7	11	1	.947
2017	.000	0-0	0	0	0	0	0	0	0	0	.000	0	0	0	0	.000	0	0	0-0	0	2	1	.667
TOTAL	.000	0-0	0	0	0	0	0	0	0	0	.000	0	0	0	0	.000	0	0	0-0	7	13	2	.909

Year	era	w-l	app	qs	cq	sho	sv	ip	h	r	er	bb	so	2b	3b	hr	bf	bavg	wp	hbp	bk	sfa	sha
2016	4.98	6-4	15	14	0	0/0	0	72.1	73	48	40	49	82	16	2	1	339	.265	4	7	2	2	6
2017	1.42	0-0	2	1	0	0/1	0	6.1	6	4	1	0	8	2	0	1	26	.240	2	1	0	0	0
TOTAL	4.69	6-4	17	15	0	0/1	0	78.2	79	52	41	49	90	18	2	2	365	.263	6	8	2	2	6

Duffy, Jack

Year	avg	gp-gs	ab	r	h	2b	3b	hr	rbi	tb	slg%	bb	hbp	so	gdp	ob%	sf	sh	sb-att	po	a	e	fld%
2017	.200	3-2	5	1	1	0	0	0	0	1	.200	2	1	3	0	.500	0	0	1-1	1	0	0	1.000
TOTAL	.200	3-2	5	1	1	0	0	0	0	1	.200	2	1	3	0	.500	0	0	1-1	1	0	0	1.000

Elerman, Jeremy

Year	avg	gp-gs	ab	r	h	2b	3b	hr	rbi	tb	slg%	bb	hbp	so	gdp	ob%	sf	sh	sb-att	po	a	e	fld%
2016	.296	59-59	230	45	68	13	4	9	48	116	.504	12	3	67	4	.336	2	2	6-6	63	163	21	.915
2017	.471	4-4	17	4	8	2	0	2	6	16	.941	1	0	2	0	.500	0	0	0-1	6	12	1	.947
TOTAL	.308	63-63	247	49	76	15	4	11	54	132	.534	13	3	69	4	.347	2	2	6-7	69	175	22	.917

Fromson, Jake

Year	avg	gp-gs	ab	r	h	2b	3b	hr	rbi	tb	slg%	bb	hbp	so	gdp	ob%	sf	sh	sb-att	po	a	e	fld%
2016	.000	0-0	0	0	0	0	0	0	0	0	.000	0	0	0	0	.000	0	0	0-0	4	9	0	1.000
2017	.000	0-0	0	0	0	0	0	0	0	0	.000	0	0	0	0	.000	0	0	0-0	0	1	0	1.000
TOTAL	.000	0-0	0	0	0	0	0	0	0	0	.000	0	0	0	0	.000	0	0	0-0	4	10	0	1.000

Year	era	w-l	app	qs	cq	sho	sv	ip	h	r	er	bb	so	2b	3b	hr	bf	bavg	wp	hbp	bk	sfa	sha
2016	3.71	6-2	24	4	0	0/0	1	70.1	64	30	29	19	74	13	3	2	300	.247	4	13	1	5	4
2017	0.00	0-0	2	0	0	0/0	0	5.0	1	0	0	1	5	0	0	0	15	.071	0	0	0	0	0
TOTAL	3.46	6-2	26	4	0	0/0	1	75.1	65	30	29	20	79	13	3	2	315	.238	4	13	1	5	4

Geha, Logan

Year	avg	gp-gs	ab	r	h	2b	3b	hr	rbi	tb	slg%	bb	hbp	so	gdp	ob%	sf	sh	sb-att	po	a	e	fld%
2017	.000	2-2	2	2	0	0	0	0	1	0	.000	3	0	2	0	.500	1	1	0-0	13	3	0	1.000
TOTAL	.000	2-2	2	2	0	0	0	0	1	0	.000	3	0	2	0	.500	1	1	0-0	13	3	0	1.000

MISSOURI STATE BASEBALL

Games 5-7 | MISSOURI STATE BEARS at MULE MIX CLASSIC | Feb. 24-26, 2017 | Nashville/Murfreesboro, Tenn. | KBFL 1060 AM/96.9 FM

CAREER STATISTICS

Graham, Blake

Year	avg	gp-gs	ab	r	h	2b	3b	hr	rbi	tb	slg%	bb	hbp	so	gdp	ob%	sf	sh	sb-att	po	a	e	fld%
2014	.200	36-20	75	7	15	2	0	1	6	20	.267	13	2	15	1	.330	1	3	1-2	21	0	1	.955
2015	.273	57-42	150	30	41	3	1	4	31	58	.387	24	2	26	3	.381	0	1	3-4	51	2	1	.981
2016	.300	57-52	203	41	61	9	4	5	37	93	.458	22	10	34	1	.388	5	1	4-6	77	2	2	.975
2017	.273	4-4	11	3	3	0	0	1	1	6	.545	6	0	3	0	.529	0	0	0-0	7	0	0	1.000
TOTAL	.273	154-118	439	81	120	14	5	11	75	177	.403	65	14	78	5	.380	6	5	8-12	156	4	4	.976

Jefferson, Alex

Year	avg	gp-gs	ab	r	h	2b	3b	hr	rbi	tb	slg%	bb	hbp	so	gdp	ob%	sf	sh	sb-att	po	a	e	fld%
2014	.226	31-17	62	15	14	2	1	1	4	21	.339	9	4	12	0	.360	0	1	2-2	31	0	0	1.000
2015	.175	24-6	40	9	7	1	0	0	2	8	.200	3	0	9	0	.233	0	0	4-5	3	1	0	1.000
2016	.286	52-34	147	31	42	7	2	3	24	62	.422	13	7	29	1	.367	2	5	6-10	10	1	0	1.000
2017	.200	4-4	15	5	3	1	0	0	1	4	.267	3	0	3	0	.333	0	0	1-1	6	0	0	1.000
TOTAL	.250	111-61	264	60	66	11	3	4	31	95	.360	28	11	53	1	.344	2	6	13-18	50	2	0	1.000

Year	era	w-l	app	qs	cq	sho	sv	ip	h	r	er	bb	so	2b	3b	hr	bf	bavg	wp	hbp	bk	sfa	sha
2015	2.51	0-0	11	0	0	0/0	0	14.1	9	4	4	10	14	2	0	1	61	.188	0	2	0	1	0
2016	4.50	0-0	1	0	0	0/0	0	2.0	3	1	1	2	0	1	0	0	9	.429	0	0	0	0	0
TOTAL	2.76	0-0	12	0	0	0/0	0	16.1	12	5	5	12	14	3	0	1	70	.218	0	2	0	1	0

Knight, Austin

Year	avg	gp-gs	ab	r	h	2b	3b	hr	rbi	tb	slg%	bb	hbp	so	gdp	ob%	sf	sh	sb-att	po	a	e	fld%
2015	.000	0-0	0	0	0	0	0	0	0	0	.000	0	0	0	0	.000	0	0	0-0	1	0	0	1.000
2016	.000	0-0	0	0	0	0	0	0	0	0	.000	0	0	0	0	.000	0	0	0-0	1	6	0	1.000
TOTAL	.000	0-0	0	0	0	0	0	0	0	0	.000	0	0	0	0	.000	0	0	0-0	2	6	0	1.000

Year	era	w-l	app	qs	cq	sho	sv	ip	h	r	er	bb	so	2b	3b	hr	bf	bavg	wp	hbp	bk	sfa	sha
2015	10.80	0-0	2	0	0	0/0	0	1.2	2	2	2	2	0	0	0	0	10	.333	0	1	0	1	0
2016	5.33	5-2	15	9	0	0/0	1	52.1	47	34	31	22	41	17	1	3	224	.242	2	4	1	2	2
TOTAL	5.50	5-2	17	9	0	0/0	1	54.0	49	36	33	24	41	17	1	3	234	.245	2	5	1	3	2

Knutson, Jordan

Year	avg	gp-gs	ab	r	h	2b	3b	hr	rbi	tb	slg%	bb	hbp	so	gdp	ob%	sf	sh	sb-att	po	a	e	fld%
2015	.000	0-0	0	0	0	0	0	0	0	0	.000	0	0	0	0	.000	0	0	0-0	4	23	0	1.000
2016	.000	0-0	0	0	0	0	0	0	0	0	.000	0	0	0	0	.000	0	0	0-0	7	26	1	.971
2017	.000	0-0	0	0	0	0	0	0	0	0	.000	0	0	0	0	.000	0	0	0-0	1	1	0	1.000
TOTAL	.000	0-0	0	0	0	0	0	0	0	0	.000	0	0	0	0	.000	0	0	0-0	12	50	1	.984

Year	era	w-l	app	qs	cq	sho	sv	ip	h	r	er	bb	so	2b	3b	hr	bf	bavg	wp	hbp	bk	sfa	sha
2014	12.91	0-0	9	1	0	0/0	0	7.2	15	11	11	10	8	3	0	2	48	.405	4	0	0	1	0
2015	3.16	6-2	20	14	0	0/2	0	88.1	83	33	31	34	61	9	2	5	379	.251	5	8	1	2	4
2016	4.61	7-6	16	16	0	0/1	0	91.2	95	59	47	35	88	15	5	5	412	.263	5	5	0	1	9
2017	0.00	1-0	1	1	0	0/1	0	7.0	3	0	0	0	2	0	0	0	22	.136	0	0	0	0	0
TOTAL	4.11	14-8	46	32	0	0/4	0	194.2	196	103	89	79	159	27	7	12	861	.261	14	13	1	4	13

MISSOURI STATE BASEBALL

Games 5-7 | MISSOURI STATE BEARS at MULE MIX CLASSIC | Feb. 24-26, 2017 | Nashville/Murfreesboro, Tenn. | KBFL 1060 AM/96.9 FM

CAREER STATISTICS

Lochner, Jake

Year	avg	gp-gs	ab	r	h	2b	3b	hr	rbi	tb	slg%	bb	hbp	so	gdp	ob%	sf	sh	sb-att	po	a	e	fld%
2016	.000	0-0	0	0	0	0	0	0	0	0	.000	0	0	0	0	.000	0	0	0-0	0	2	0	1.000
TOTAL	.000	0-0	0	0	0	0	0	0	0	0	.000	0	0	0	0	.000	0	0	0-0	0	2	0	1.000

Year	era	w-l	app	qs	cq	sho	sv	ip	h	r	er	bb	so	2b	3b	hr	bf	bavg	wp	hbp	bk	sfa	sha
2016	5.59	1-0	14	2	0	0/0	0	19.1	16	17	12	25	15	2	0	0	97	.229	3	1	0	0	0
2017	0.00	0-0	1	0	0	0/0	0	0.1	3	1	0	1	0	0	0	0	5	.750	1	0	0	0	0
TOTAL	5.49	1-0	15	2	0	0/0	0	19.2	19	18	12	26	15	2	0	0	102	.257	4	1	0	0	0

McAlister, Tyler

Year	avg	gp-gs	ab	r	h	2b	3b	hr	rbi	tb	slg%	bb	hbp	so	gdp	ob%	sf	sh	sb-att	po	a	e	fld%
------	-----	-------	----	---	---	----	----	----	-----	----	------	----	-----	----	-----	-----	----	----	--------	----	---	---	------

Year	era	w-l	app	qs	cq	sho	sv	ip	h	r	er	bb	so	2b	3b	hr	bf	bavg	wp	hbp	bk	sfa	sha
2017	0.00	0-0	1	0	0	0/0	0	1.0	1	0	0	0	2	0	0	0	3	.333	0	0	0	0	0
TOTAL	0.00	0-0	1	0	0	0/0	0	1.0	1	0	0	0	2	0	0	0	3	.333	0	0	0	0	0

Meyer, Aaron

Year	avg	gp-gs	ab	r	h	2b	3b	hr	rbi	tb	slg%	bb	hbp	so	gdp	ob%	sf	sh	sb-att	po	a	e	fld%
2014	.226	48-32	124	10	28	5	0	0	5	33	.266	8	1	35	0	.276	1	4	0-1	58	26	5	.944
2015	.298	39-21	84	13	25	3	0	0	9	28	.333	17	1	14	2	.422	0	3	0-2	7	2	1	.900
2016	.315	59-57	203	35	64	17	1	2	32	89	.438	22	1	28	2	.380	3	8	4-5	92	141	10	.959
2017	.176	4-4	17	2	3	0	0	0	3	3	.176	2	0	3	0	.263	0	0	0-1	4	13	1	.944
TOTAL	.280	150-114	428	60	120	25	1	2	49	153	.357	49	3	80	4	.355	4	15	4-9	161	182	17	.953

Millas, Drew

Year	avg	gp-gs	ab	r	h	2b	3b	hr	rbi	tb	slg%	bb	hbp	so	gdp	ob%	sf	sh	sb-att	po	a	e	fld%
2017	.222	3-2	9	1	2	1	0	0	3	3	.333	1	0	2	0	.300	0	0	0-0	13	2	0	1.000
TOTAL	.222	3-2	9	1	2	1	0	0	3	3	.333	1	0	2	0	.300	0	0	0-0	13	2	0	1.000

Moore, Alex

Year	avg	gp-gs	ab	r	h	2b	3b	hr	rbi	tb	slg%	bb	hbp	so	gdp	ob%	sf	sh	sb-att	po	a	e	fld%
------	-----	-------	----	---	---	----	----	----	-----	----	------	----	-----	----	-----	-----	----	----	--------	----	---	---	------

Year	era	w-l	app	qs	cq	sho	sv	ip	h	r	er	bb	so	2b	3b	hr	bf	bavg	wp	hbp	bk	sfa	sha
2017	0.00	0-0	1	0	0	0/0	0	1.0	1	0	0	0	1	0	0	0	4	.250	0	0	1	0	0
TOTAL	0.00	0-0	1	0	0	0/0	0	1.0	1	0	0	0	1	0	0	0	4	.250	0	0	1	0	0

Paulsen, Justin

Year	avg	gp-gs	ab	r	h	2b	3b	hr	rbi	tb	slg%	bb	hbp	so	gdp	ob%	sf	sh	sb-att	po	a	e	fld%
2015	.274	60-58	208	39	57	12	0	8	47	93	.447	43	3	35	6	.395	7	3	1-4	545	23	6	.990
2016	.300	59-56	210	41	63	16	2	7	48	104	.495	41	4	35	2	.415	5	1	2-2	507	34	9	.984
2017	.400	4-4	15	5	6	2	0	1	7	11	.733	2	0	1	0	.471	0	0	0-0	41	2	0	1.000
TOTAL	.291	123-118	433	85	126	30	2	16	102	208	.480	86	7	71	8	.407	12	4	3-6	1093	59	15	.987

MISSOURI STATE BASEBALL

Games 5-7 | MISSOURI STATE BEARS at MULE MIX CLASSIC | Feb. 24-26, 2017 | Nashville/Murfreesboro, Tenn. | KBFL 1060 AM/96.9 FM

CAREER STATISTICS

Privitera, John

Year	avg	gp-gs	ab	r	h	2b	3b	hr	rbi	tb	slg%	bb	hbp	so	gdp	ob%	sf	sh	sb-att	po	a	e	fld%
2017	.000	2-0	0	1	0	0	0	0	0	0	.000	0	0	0	0	.000	0	0	0-0	0	0	0	.000
TOTAL	.000	2-0	0	1	0	0	0	0	0	0	.000	0	0	0	0	.000	0	0	0-0	0	0	0	.000

Rowley, Danny

Year	avg	gp-gs	ab	r	h	2b	3b	hr	rbi	tb	slg%	bb	hbp	so	gdp	ob%	sf	sh	sb-att	po	a	e	fld%
2016	.000	6-0	6	0	0	0	0	0	0	0	.000	0	0	5	0	.000	0	0	0-0	10	2	0	1.000
2017	.000	1-0	1	0	0	0	0	0	0	0	.000	0	0	1	0	.000	0	0	0-0	0	0	0	.000
TOTAL	.000	7-0	7	0	0	0	0	0	0	0	.000	0	0	6	0	.000	0	0	0-0	10	2	0	1.000

Ruff, Landan

Year	avg	gp-gs	ab	r	h	2b	3b	hr	rbi	tb	slg%	bb	hbp	so	gdp	ob%	sf	sh	sb-att	po	a	e	fld%
2015	.000	19-0	1	4	0	0	0	0	0	0	.000	0	0	1	0	.000	0	0	0-0	0	0	0	.000
2016	.222	20-0	9	8	2	1	0	0	0	3	.333	0	0	0	1	.222	0	0	0-0	4	0	0	1.000
2017	.000	3-0	1	0	0	0	0	0	0	0	.000	0	0	1	0	.000	0	0	0-0	2	0	0	1.000
TOTAL	.182	42-0	11	12	2	1	0	0	0	3	.273	0	0	2	1	.182	0	0	0-0	6	0	0	1.000

Skalnik, Ryan

Year	avg	gp-gs	ab	r	h	2b	3b	hr	rbi	tb	slg%	bb	hbp	so	gdp	ob%	sf	sh	sb-att	po	a	e	fld%
2017	.500	2-0	2	1	1	1	0	0	3	2	1.000	1	0	0	0	.667	0	0	0-0	0	0	0	.000
TOTAL	.500	2-0	2	1	1	1	0	0	3	2	1.000	1	0	0	0	.667	0	0	0-0	0	0	0	.000

Steinmetz, Hunter

Year	avg	gp-gs	ab	r	h	2b	3b	hr	rbi	tb	slg%	bb	hbp	so	gdp	ob%	sf	sh	sb-att	po	a	e	fld%
2016	.317	59-59	246	57	78	14	7	1	27	109	.443	39	5	34	4	.419	1	2	14-15	126	1	2	.984
2017	.158	4-4	19	1	3	2	0	0	2	5	.263	0	0	3	1	.158	0	0	0-0	9	0	0	1.000
TOTAL	.306	63-63	265	58	81	16	7	1	29	114	.430	39	5	37	5	.403	1	2	14-15	135	1	2	.986

Still, Doug

Year	avg	gp-gs	ab	r	h	2b	3b	hr	rbi	tb	slg%	bb	hbp	so	gdp	ob%	sf	sh	sb-att	po	a	e	fld%
2017	.000	0-0	0	0	0	0	0	0	0	0	.000	0	0	0	0	.000	0	0	0-0	0	2	0	1.000
TOTAL	.000	0-0	0	0	0	0	0	0	0	0	.000	0	0	0	0	.000	0	0	0-0	0	2	0	1.000

Year	era	w-l	app	qs	cg	sho	sv	ip	h	r	er	bb	so	2b	3b	hr	bf	bavg	wp	hbp	bk	sfa	sha
2017	1.50	1-0	1	1	0	0/0	0	6.0	5	1	1	1	3	0	0	0	25	.227	0	1	0	0	1
TOTAL	1.50	1-0	1	1	0	0/0	0	6.0	5	1	1	1	3	0	0	0	25	.227	0	1	0	0	1

Turner, Trey

Year	avg	gp-gs	ab	r	h	2b	3b	hr	rbi	tb	slg%	bb	hbp	so	gdp	ob%	sf	sh	sb-att	po	a	e	fld%
2017	.000	2-0	2	0	0	0	0	0	0	0	.000	0	0	1	0	.000	0	0	0-0	1	0	0	1.000
TOTAL	.000	2-0	2	0	0	0	0	0	0	0	.000	0	0	1	0	.000	0	0	0-0	1	0	0	1.000

Year	era	w-l	app	qs	cg	sho	sv	ip	h	r	er	bb	so	2b	3b	hr	bf	bavg	wp	hbp	bk	sfa	sha
2017	0.00	1-0	1	0	0	0/0	0	2.1	0	0	0	2	2	0	0	0	9	.000	0	0	0	0	0
TOTAL	0.00	1-0	1	0	0	0/0	0	2.1	0	0	0	2	2	0	0	0	9	.000	0	0	0	0	0

MISSOURI STATE BASEBALL

Games 5-7 | MISSOURI STATE BEARS at MULE MIX CLASSIC | Feb. 24-26, 2017 | Nashville/Murfreesboro, Tenn. | KBFL 1060 AM/96.9 FM

CAREER STATISTICS

Whetstone, Ben

Year	avg	gp-gs	ab	r	h	2b	3b	hr	rbi	tb	slg%	bb	hbp	so	gdp	ob%	sf	sh	sb-att	po	a	e	fld%
2017	.000	2-0	3	0	0	0	0	0	0	0	.000	0	0	1	0	.000	0	0	0-0	0	0	0	.000
TOTAL	.000	2-0	3	0	0	0	0	0	0	0	.000	0	0	1	0	.000	0	0	0-0	0	0	0	.000

Witherspoon, Nate

Year	avg	gp-gs	ab	r	h	2b	3b	hr	rbi	tb	slg%	bb	hbp	so	gdp	ob%	sf	sh	sb-att	po	a	e	fld%
2017	.000	0-0	0	0	0	0	0	0	0	0	.000	0	0	0	0	.000	0	0	0-0	0	2	0	1.000
TOTAL	.000	0-0	0	0	0	0	0	0	0	0	.000	0	0	0	0	.000	0	0	0-0	0	2	0	1.000

Year	era	w-l	app	qs	cq	sho	sv	ip	h	r	er	bb	so	2b	3b	hr	bf	bavg	wp	hbp	bk	sfa	sha
2017	6.75	0-1	1	1	0	0/0	0	4.0	6	4	3	1	1	1	0	1	19	.375	1	1	1	0	1
TOTAL	6.75	0-1	1	1	0	0/0	0	4.0	6	4	3	1	1	1	0	1	19	.375	1	1	1	0	1

Young, Bryan

Year	avg	gp-gs	ab	r	h	2b	3b	hr	rbi	tb	slg%	bb	hbp	so	gdp	ob%	sf	sh	sb-att	po	a	e	fld%
2014	.000	0-0	0	0	0	0	0	0	0	0	.000	0	0	0	0	.000	0	0	0-0	0	5	0	1.000
2015	.000	1-0	0	0	0	0	0	0	0	0	.000	0	0	0	0	.000	0	0	0-0	2	5	0	1.000
2016	.000	0-0	0	0	0	0	0	0	0	0	.000	0	0	0	0	.000	0	0	0-0	5	7	0	1.000
TOTAL	.000	1-0	0	0	0	0	0	0	0	0	.000	0	0	0	0	.000	0	0	0-0	7	17	0	1.000

Year	era	w-l	app	qs	cq	sho	sv	ip	h	r	er	bb	so	2b	3b	hr	bf	bavg	wp	hbp	bk	sfa	sha
2014	3.63	2-2	9	0	0	0/0	0	17.1	17	8	7	12	14	5	1	1	79	.266	4	2	0	0	1
2015	1.31	7-0	30	0	0	0/4	16	41.1	29	8	6	14	51	8	0	0	168	.193	3	2	1	0	2
2016	1.31	1-3	24	0	0	0/2	11	34.1	21	8	5	16	41	7	0	0	142	.183	0	1	1	2	8
2017	0.00	0-0	1	0	0	0/0	0	2.0	0	0	0	0	3	0	0	0	6	.000	0	0	0	0	0
TOTAL	1.71	10-5	64	0	0	0/6	27	95.0	67	24	18	42	109	20	1	1	395	.200	7	5	2	2	11

MISSOURI STATE BASEBALL

Games 5-7 | MISSOURI STATE BEARS at MULE MIX CLASSIC | Feb. 24-26, 2017 | Nashville/Murfreesboro, Tenn. | KBFL 1060 AM/96.9 FM

MSU SEASON-CAREER HIGHS

2017 (4 G)	#1 Justin Paulsen	Career (123 G)
5, 2/21 at Oral Roberts	At-bats	6, 3x, last 5/28/16 vs. Dallas Baptist
4, 2/21 at Oral Roberts	Hits	4, 2/21/17 at Oral Roberts
3, 2/21 at Oral Roberts	Runs	4, 4/6/16 vs. Kansas
3, 2x, last 2/18 vs. Stony Brook	RBI s	4, 2x, last 3/15/16 vs. Western Illinois
NA	Steals	1, 3x, last 5/19/16 vs. Illinois State
1, 2x, last 2/18 vs. Stony Brook	Walks	3, 2/21/15 vs. Little Rock
1, 2/19 at McNeese	Strikeouts	4, 4/24/15 at Illinois State
1, 2x, last 2/21 at Oral Roberts	Doubles	3, 4/16/16 at Wichita State
1, 2/18 vs. Stony Brook	Home runs	1, 16x, last 2/18/17 vs. Stony Brook

2017 (4 G)	#3 Blake Graham	Career (154 G)
4, 2/19 at McNeese	At-bats	6, 3x, last 3/16/16 vs. Western Illinois
1, 3x, last 2/19 at McNeese	Hits	4, 2/28/15 vs. UCA
2, 2/21 at Oral Roberts	Runs	4, 2/28/15 vs. UCA
1, 2/18 vs. Stony Brook	RBI s	3, 4x, last 3/5/16 vs. SIUE
NA	Steals	2, 3/5/16 vs. SIUE
3, 2/21 at Oral Roberts	Walks	3, 2x, last 2/21/17 at Oral Roberts
1, 3x, last 2/21 at Oral Roberts	Strikeouts	3, 2x, last 3/26/16 vs. Minnesota
NA	Doubles	1, 13x, last 5/20/16 vs. Illinois State
1, 2/18 vs. Stony Brook	Home runs	1, 11x, last 2/18/17 vs. Stony Brook

2017 (2 G)	#4 Logan Geha	Career (2 G)
1, 2x, last 2/19 at McNeese	At-bats	1, 2x, last 2/19/17 at McNeese
NA	Hits	NA
1, 2x, last 2/19 at McNeese	Runs	1, 2x, last 2/19/17 at McNeese
1, 2/17 vs. Rhode Island	RBI s	1, 2/17/17 vs. Rhode Island
NA	Steals	NA
2, 2/17 vs. Rhode Island	Walks	2, 2/17/17 vs. Rhode Island
1, 2x, last 2/19/17 at McNeese	Strikeouts	1, 2x, last 2/19/17 at McNeese
NA	Doubles	NA
NA	Home runs	NA

2017 (2 G)	#5 Ryan Skalnik	Career (2 G)
1, 2x, last 2/21 at Oral Roberts	At-bats	1, 2x, last 2/21/17 at Oral Roberts
1, 2/21 at Oral Roberts	Hits	1, 2/21/17 at Oral Roberts
1, 2/17 vs. Rhode Island	Runs	1, 2/17/17 vs. Rhode Island
3, 2/21 at Oral Roberts	RBI s	3, 2/21/17 at Oral Roberts
NA	Steals	NA
1, 2/17 vs. Rhode Island	Walks	1, 2/17/17 vs. Rhode Island
NA	Strikeouts	NA
1, 2/21 at Oral Roberts	Doubles	1, 2/21/17 at Oral Roberts
NA	Home runs	NA

2017 (4 G)	#7 Hunter Steinmetz	Career (63 G)
5, 3x, last 2/21 at Oral Roberts	At-bats	6, 2x, last 5/3/16 vs. Arkansas
1, 3x, last 2/21 at Oral Roberts	Hits	3, 6x, last 5/25/16 at Indiana State
1, 2/17 vs. Rhode Island	Runs	3, 3x, last 4/5/16 vs. Saint Louis
2, 2/21 at Oral Roberts	RBI s	3, 2x, last 5/3/16 vs. Arkansas
NA	Steals	3, 3/16/16 vs. Western Illinois
NA	Walks	3, 2x, last 4/5/16 vs. Saint Louis
1, 3x, last 2/21 at Oral Roberts	Strikeouts	2, 7x, last 5/20/16 vs. Illinois State
1, 2x, last 2/21 at Oral Roberts	Doubles	2, 3/20/16 vs. Iowa
NA	Home runs	1, 3/16/16 vs. Western Illinois

2017 (4 G)	#8 Aaron Meyer	Career (150 G)
5, 2/18 vs. Stony Brook	At-bats	5, 15x, last 2/18/17 vs. Stony Brook
2, 2/21 at Oral Roberts	Hits	4, 5/28/16 vs. Dallas Baptist
1, 2x, last 2/21 at Oral Roberts	Runs	4, 2/19/16 at UCA
2, 2/21 at Oral Roberts	RBI s	4, 3/16/16 vs. Western Illinois
NA	Steals	1, 3x, last 5/20/16 vs. Illinois State
1, 2x, last 2/21 at Oral Roberts	Walks	3, 5/3/16 vs. Arkansas
1, 3x, last 2/21 at Oral Roberts	Strikeouts	4, 5/4/14 at Dallas Baptist
NA	Doubles	2, 2x, last 4/16/16 at Wichita State
NA	Home runs	1, 2x, last 5/7/16 vs. Southern Illinois

2017 (4 G)	#9 Jake Burger	Career (117 G)
5, 2/21 at Oral Roberts	At-bats	6, 4x, last 5/28/16 vs. Dallas Baptist
2, 2x, last 2/19 at McNeese	Hits	4, 5x, last 3/16/16 vs. Western Illinois
2, 2/17 vs. Rhode Island	Runs	5, 3/16/16 vs. Western Illinois
3, 2/17 vs. Rhode Island	RBI s	5, 2x, last 3/22/16 vs. Arkansas State
NA	Steals	1, 7x, last 5/21/16 vs. Illinois State
2, 2/17 vs. Rhode Island	Walks	3, 3/18/16 vs. Iowa
1, 2/19 at McNeese	Strikeouts	3, 5/13/16 at Dallas Baptist
1, 2/17 vs. Rhode Island	Doubles	2, 6x, last 3/26/16 vs. Minnesota
1, 2/17 vs. Rhode Island	Home runs	2, 2x, last 3/16/16 vs. Western Illinois

2017 (2 G/1 GS)	#10 Dylan Coleman	Career (17 G/15 GS)
4.1, 2/21 at Oral Roberts	Innings	7.0, 3x, last 4/11/16 vs. Central Michigan
4, 2/21 at Oral Roberts	Hits (most)	8, 3x, last 5/19/16 vs. Illinois State
2, 2/18 vs. Stony Brook	Hits (fewest)	2, 2x, last 2/18/17 vs. Stony Brook
4, 2/21 at Oral Roberts	ER (most)	6, 5/13/16 at Dallas Baptist
0, 2/18 vs. Stony Brook	ER (fewest)	0, 3x, last 2/18/17 vs. Stony Brook
NA	Walks	6, 2x, last 5/19/16 vs. Illinois State
7, 2/21 at Oral Roberts	Strikeouts	11, 4/1/16 vs. Central Michigan
1, 2/21 at Oral Roberts	HBP	2, 4/23/16 vs. Evansville
2.0, 2/18 vs. Stony Brook	Most scoreless IP	7.0, 4/1/16 vs. Central Michigan

2017 (4 G)	#11 Jeremy Eierman	Career (64 G)
5, 2/21 at Oral Roberts	At-bats	6, 5/28/16 vs. Dallas Baptist
3, 2/17 vs. Rhode Island	Hits	4, 5/17/16 at Arkansas
2, 2/17 vs. Rhode Island	Runs	3, 3x, last 5/20/16 vs. Illinois State
3, 2x, last 2/19 at McNeese	RBI s	4, 4x, last 5/19/16 vs. Illinois State
NA	Steals	2, 2/28/16 at Austin Peay
1, 2/17 vs. Rhode Island	Walks	2, 2x, last 4/5/16 vs. Saint Louis
1, 2x, last 2/21 at Oral Roberts	Strikeouts	3, 5x, last 5/14/16 at Dallas Baptist
1, 2x, last 2/19 at McNeese	Doubles	2, 3/6/16 vs. SIUE
1, 2x, last 2/19 at McNeese	Home runs	2, 5/17/16 at Arkansas

2017 (1 G/0 GS)	#13 Bryan Young	Career (64 G/0 GS)
2.0, 2/21 at Oral Roberts	Innings	5.0, 5/28/16 vs. Dallas Baptist
NA	Hits (most)	5, 3/27/15 at Jacksonville
0, 2/21 at Oral Roberts	Hits (fewest)	0, 25x, last 2/21/17 at Oral Roberts
NA	ER (most)	2, 3x, last 3/27/15 at Jacksonville
0, 2/21 at Oral Roberts	ER (fewest)	0, 46x, last 2/21/17 at Oral Roberts
NA	Walks	5, 5/3/15 vs. Wichita State
3, 2/21 at Oral Roberts	Strikeouts	6, 2x, last 5/28/16 vs. Dallas Baptist
NA	HBP	1, 4x, last 5/28/16 vs. Dallas Baptist
2.0, 2/21 at Oral Roberts	Most scoreless IP	4.0, 3/9/14 vs. Utah

2017 (1 G/1 GS)	#14 Jordan Knutson	Career (46 G/32 GS)
7.0, 2/18 vs. Stony Brook	Innings	8.2, 3/29/15 at Jacksonville
3, 2/18 vs. Stony Brook	Hits (most)	9, 3x, last 5/14/16 at Dallas Baptist
3, 2/18 vs. Stony Brook	Hits (fewest)	0, 5x, last 2/15/15 vs. Washington State
NA	ER (most)	7, 2/26/16 vs. UConn
0, 2/18 vs. Stony Brook	ER (fewest)	0, 14x, last 2/18/17 vs. Stony Brook
NA	Walks	5, 4/22/16 vs. Evansville
2, 2/18 vs. Stony Brook	Strikeouts	10, 3/31/16 vs. Central Michigan
NA	HBP	2, 3x, last 4/29/16 at Indiana State
7.0, 2/18 vs. Stony Brook	Most scoreless IP	8.0, 4/12/15 at Evansville

2017 (2 G/0 GS)	#16 Jake Fromson	Career (26 G/4 GS)
4.0, 2/19 at McNeese	Innings	7.0, 5/15/16 at Dallas Baptist
1, 2/19 at McNeese	Hits (most)	10, 5/21/16 vs. Illinois State
0, 2/17 vs. Rhode Island	Hits (fewest)	0, 7x, last 2/17/17 vs. Rhode Island
NA	ER (most)	6, 5/7/16 vs. Southern Illinois
0, 2x, last 2/19 at McNeese	ER (fewest)	0, 13x, last 2/19/17 at McNeese
1, 2/19 at McNeese	Walks	5, 5/26/16 vs. Bradley
4, 2/19 at McNeese	Strikeouts	8, 2x, last 5/15/16 at Dallas Baptist
NA	HBP	3, 5/28/16 vs. Dallas Baptist
4.0, 2/19 at McNeese	Most scoreless IP	4.0, 2/19/17 at McNeese

2017 (2 G)	#18 Matt Brown	Career (2 G)
1, 2x, last 2/19 at McNeese	At-bats	1, 2x, last 2/19/17 at McNeese
NA	Hits	NA
NA	Runs	NA
NA	RBI s	NA
NA	Steals	NA
1, 2/19 at McNeese	Walks	1, 2/19/17 at McNeese
1, 2x, last 2/19 at McNeese	Strikeouts	1, 2x, last 2/19/17 at McNeese
NA	Doubles	NA
NA	Home runs	NA

2017 (1 G/0 GS)	#19 Tyler McAlister	Career (1 G/0 GS)
1.0, 2/17 vs. Rhode Island	Innings	1.0, 2/17/17 vs. Rhode Island
1, 2/17 vs. Rhode Island	Hits (most)	1, 2/17/17 vs. Rhode Island
1, 2/17 vs. Rhode Island	Hits (fewest)	1, 2/17/17 vs. Rhode Island
NA	ER (most)	NA
0, 2/17 vs. Rhode Island	ER (fewest)	0, 2/17/17 vs. Rhode Island
NA	Walks	NA
2, 2/17 vs. Rhode Island	Strikeouts	2, 2/17/17 vs. Rhode Island
NA	HBP	NA
1.0, 2/17 vs. Rhode Island	Most scoreless IP	1.0, 2/17/17 vs. Rhode Island

MISSOURI STATE BASEBALL

Games 5-7 | MISSOURI STATE BEARS at MULE MIX CLASSIC | Feb. 24-26, 2017 | Nashville/Murfreesboro, Tenn. | KBFL 1060 AM/96.9 FM

MSU SEASON-CAREER HIGHS

2017 (1 G/0 GS)	#21 Jake Lochner	Career (15 G/2 GS)
0.1, 2/21 at Oral Roberts	Innings	6.0, 2/27/16 vs. Alcorn State
3, 2/21 at Oral Roberts	Hits (most)	4, 2/27/16 vs. Alcorn State
3, 2/21 at Oral Roberts	Hits (fewest)	0, 5x, last 4/22/16 vs. Evansville
NA	ER (most)	3, 5/8/16 vs. Southern Illinois
0, 2/21 at Oral Roberts	ER (fewest)	0, 5x, last 2/21/17 at Oral Roberts
1, 2/21 at Oral Roberts	Walks	5, 3/5/16 vs. SIUE
NA	Strikeouts	6, 2/27/16 vs. Alcorn State
NA	HBP	1, 4/22/16 vs. Evansville
NA	Most scoreless IP	1.2, 5/26/16 vs. Bradley

2017 (3 G)	#23 Jack Duffy	Career (3 G)
2, 2x, last 2/21 at Oral Roberts	At-bats	2, 2x, last 2/21/17 at Oral Roberts
1, 2/21 at Oral Roberts	Hits	1, 2/21/17 at Oral Roberts
1, 2/18 vs. Stony Brook	Runs	1, 2/18/17 vs. Stony Brook
NA	RBI	NA
1, 2/18 vs. Stony Brook	Steals	1, 2/18/17 vs. Stony Brook
1, 2x, last 2/19 at McNeese	Walks	1, 2x, last 2/19/17 at McNeese
2, 2/19 at McNeese	Strikeouts	2, 2/19/17 at McNeese
NA	Doubles	NA
NA	Home runs	NA

2017 (3 G)	#24 Drew Millas	Career (3 G)
4, 2x, last 2/21 at Oral Roberts	At-bats	4, 2x, last 2/21/17 at Oral Roberts
1, 2x, last 2/21 at Oral Roberts	Hits	1, 2x, last 2/21/17 at Oral Roberts
1, 2/21 at Oral Roberts	Runs	1, 2/21 at Oral Roberts
2, 2/18 vs. Stony Brook	RBI	2, 2/18/17 vs. Stony Brook
NA	Steals	NA
1, 2/21 at Oral Roberts	Walks	1, 2/21 at Oral Roberts
1, 2x, last 2/21 at Oral Roberts	Strikeouts	1, 2x, last 2/21/17 at Oral Roberts
1, 2/18 vs. Stony Brook	Doubles	1, 2/18/17 vs. Stony Brook
NA	Home runs	NA

2017 (2 G)	#26 Trey Turner	Career (2 G)
1, 2x, last 2/21 at Oral Roberts	At-bats	1, 2x, last 2/21/17 at Oral Roberts
NA	Hits	NA
NA	Runs	NA
NA	RBI	NA
NA	Steals	NA
NA	Walks	NA
1, 2/21 at Oral Roberts	Strikeouts	1, 2/21/17 at Oral Roberts
NA	Doubles	NA
NA	Home runs	NA

2017 (1 G/0 GS)	#26 Trey Turner	Career (1 G/0 GS)
2.1, 2/21 at Oral Roberts	Innings	2.1, 2/21/17 at Oral Roberts
NA	Hits (most)	NA
0, 2/21 at Oral Roberts	Hits (fewest)	0, 2/21/17 at Oral Roberts
NA	ER (most)	NA
0, 2/21 at Oral Roberts	ER (fewest)	0, 2/21/17 at Oral Roberts
2, 2/21 at Oral Roberts	Walks	2, 2/21/17 at Oral Roberts
2, 2/21 at Oral Roberts	Strikeouts	2, 2/21/17 at Oral Roberts
NA	HBP	NA
2.1, 2/21 at Oral Roberts	Most scoreless IP	2.1, 2/21/17 at Oral Roberts

2017 (1 G/1 GS)	#27 Nate Witherspoon	Career (1 G/1 GS)
4.0, 2/19 at McNeese	Innings	4.0, 2/19/17 at McNeese
6, 2/19 at McNeese	Hits (most)	6, 2/19/17 at McNeese
6, 2/19 at McNeese	Hits (fewest)	6, 2/19/17 at McNeese
3, 2/19 at McNeese	ER (most)	3, 2/19/17 at McNeese
3, 2/19 at McNeese	ER (fewest)	3, 2/19/17 at McNeese
1, 2/19 at McNeese	Walks	1, 2/19/17 at McNeese
1, 2/19 at McNeese	Strikeouts	1, 2/19/17 at McNeese
1, 2/19/17 at McNeese	HBP	1, 2/19/17 at McNeese
NA	Most scoreless IP	NA

2017 (0 G/0 GS)	#29 Austin Knight	Career (17 G/9 GS)
NA	Innings	7.0, 2x, last 4/2/16 vs. Central Michigan
NA	Hits (most)	7, 5/8/16 vs. Southern Illinois
NA	Hits (fewest)	0, 2/27/16 vs. Alcorn State
NA	ER (most)	8, 5/8/16 vs. Southern Illinois
NA	ER (fewest)	0, 5x, last 4/12/16 vs. Missouri
NA	Walks	4, 5/8/16 vs. Southern Illinois
NA	Strikeouts	5, 4x, last 5/14/16 at Dallas Baptist
NA	HBP	2, 5/17/16 at Arkansas
NA	Most scoreless IP	7.0, 4/2/16 vs. Central Michigan

2017 (3 G)	#31 Landan Ruff	Career (42 G)
1, 2/17 vs. Rhode Island	At-bats	2, 2x, last 4/5/16 vs. Saint Louis
NA	Hits	1, 2x, last 5/28/16 vs. Bradley
NA	Runs	1, 12x, last 5/28/16 vs. Bradley
NA	RBI	NA
NA	Steals	NA
NA	Walks	NA
1, 2/17 vs. Rhode Island	Strikeouts	1, 2x, last 2/17/17 vs. Rhode Island
NA	Doubles	1, 3/16/16 vs. Western Illinois
NA	Home runs	NA

2017 (2 G)	#32 John Privitera	Career (2 G)
NA	At-bats	NA
NA	Hits	NA
1, 2/17 vs. Rhode Island	Runs	1, 2/17/17 vs. Rhode Island
NA	RBI	NA
NA	Steals	NA
NA	Walks	NA
NA	Strikeouts	NA
NA	Doubles	NA
NA	Home runs	NA

2017 (1 G/1 GS)	#33 Doug Still	Career (1 G/1 GS)
6.0, 2/17 vs. Rhode Island	Innings	6.0, 2/17/17 vs. Rhode Island
5, 2/17 vs. Rhode Island	Hits (most)	5, 2/17/17 vs. Rhode Island
5, 2/17 vs. Rhode Island	Hits (fewest)	5, 2/17/17 vs. Rhode Island
1, 2/17 vs. Rhode Island	ER (most)	1, 2/17/17 vs. Rhode Island
1, 2/17 vs. Rhode Island	ER (fewest)	1, 2/17/17 vs. Rhode Island
1, 2/17 vs. Rhode Island	Walks	1, 2/17/17 vs. Rhode Island
3, 2/17 vs. Rhode Island	Strikeouts	3, 2/17/17 vs. Rhode Island
NA	HBP	NA
NA	Most scoreless IP	NA

2017 (4 G)	#40 Alex Jefferson	Career (111 G)
5, 2/21 at Oral Roberts	At-bats	5, 9x, last 2/21/17 at Oral Roberts
1, 3x, 2/21 at Oral Roberts	Hits	3, 4x, last 5/27/16 at Indiana State
3, 2/17 vs. Rhode Island	Runs	3, 6x, last 2/17/17 vs. Rhode Island
1, 2/17 vs. Rhode Island	RBI	3, 4x, last 5/3/16 vs. Arkansas
1, 2/18 vs. Stony Brook	Steals	2, 2x, last 3/22/16 vs. Arkansas State
2, 2/17 vs. Rhode Island	Walks	2, 6x, last 2/17/17 vs. Rhode Island
2, 2/19 at McNeese	Strikeouts	3, 3/20/15 vs. Indiana State
1, 2/18 vs. Stony Brook	Doubles	1, 10x, last 2/18/17 vs. Stony Brook
NA	Home runs	1, 4x, last 5/13/16 at Dallas Baptist

2017 (1 G)	#43 Danny Rowley	Career (5 G)
1, 2/17 vs. Rhode Island	At-bats	2, 2x, last 4/5/16 vs. Saint Louis
NA	Hits	NA
NA	Runs	NA
NA	RBI	NA
NA	Steals	NA
NA	Walks	NA
1, 2/17 vs. Rhode Island	Strikeouts	2, 2x, last 4/15/16 vs. Saint Louis
NA	Doubles	NA
NA	Home runs	NA

2017 (2 G)	#45 Ben Whetstone	Career (2 G)
2, 2/17 vs. Rhode Island	At-bats	2, 2/17/17 vs. Rhode Island
NA	Hits	NA
NA	Runs	NA
NA	RBI	NA
NA	Steals	NA
NA	Walks	NA
1, 2/17 vs. Rhode Island	Strikeouts	1, 2/17/17 vs. Rhode Island
NA	Doubles	NA
NA	Home runs	NA

2017 (1 G/0 GS)	#50 Alex Moore	Career (1 G/0 GS)
1.0, 2/17 vs. Rhode Island	Innings	1.0, 2/17/17 vs. Rhode Island
1, 2/17 vs. Rhode Island	Hits (most)	1, 2/17/17 vs. Rhode Island
1, 2/17 vs. Rhode Island	Hits (fewest)	1, 2/17/17 vs. Rhode Island
NA	ER (most)	NA
0, 2/17 vs. Rhode Island	ER (fewest)	0, 2/17/17 vs. Rhode Island
NA	Walks	NA
1, 2/17 vs. Rhode Island	Strikeouts	1, 2/17/17 vs. Rhode Island
NA	HBP	NA
1.0, 2/17 vs. Rhode Island	Most scoreless IP	1.0, 2/17/17 vs. Rhode Island

MISSOURI STATE BASEBALL

Games 5-7 | MISSOURI STATE BEARS at MULE MIX CLASSIC | Feb. 24-26, 2017 | Nashville/Murfreesboro, Tenn. | KBFL 1060 AM/96.9 FM

MISSOURI STATE RECORDS SUMMARY

Individual Batting

Games Played

Season: 66, Dant'e Brinkley, Adam Pummill, Brooks Colvin, Shaun Marcum, Rick Wilson, 2003
Career: 236, Matt Gardner, 1999-02

At-Bats

Game: 8, Earnie Johnson, Pat Kelly and Mark Neff, 5/1/88 vs. ORU;
Ryan Gotcher and Chris Taylor, 4/6/04 vs. Arkansas; Adam Pummill, 2/25/06 vs. UNC Greensboro
Season: 278, Dant'e Brinkley, 2003
Career: 972, Matt Gardner, 1999-02

Runs

Game: 6, Bobby McCulloch, 5/6/75 vs. SIU Edwardsville; Larry Doss, 5/9/87 vs. Eastern Illinois and Lance Burkhart, 3/6/97 vs. Missouri Baptist
Season: 90, Matt Cepicky, 1999
Career: 243, Matt Gardner, 1999-02

Hits

Game: 7, Greg Resz, 3/5/91 vs. Lincoln
Season: 96, Steve Hacker and Dave Slemmer, 1995; Dant'e Brinkley, 2003
Career: 316, Matt Gardner, 1999-02

Singles

Game: 5, Jim Schaefer, 5/27/78 vs. Eastern Illinois; Keith Champion, 5/11/81 vs. Central Missouri; Greg Resz, 3/5/91 vs. Lincoln; Todd DeBrynn, 5/3/92 vs. UNI; Alex Manary, 3/22/94 vs. Minnesota
Season: 76, Bill Mueller, 1991
Career: 241, Kevin Medrano, 2009-12

Doubles

Game: 3, on 20 occasions, last time by Justin Paulsen, 4/16/16 at Wichita State
Season: 26, Steve Meyer, 1986
Career: 67, Brayden Drake, 2006-09

Triples

Game: 3, Ken Brown, 4/8/66 vs. Missouri S&T
Season: 12, Dant'e Brinkley, 2001
Career: 20, Mark Garrett, 1979-82

Home Runs

Game: 4, John Knott, 5/2/92 vs. UNI
Season: 37, Steve Hacker, 1995
Career: 63, Jason Hart, 1996-98

Runs Batted-In

Game: 11, John Knott, 5/2/92 vs. UNI
Season: 100, Matt Cepicky, 1999
Career: 203, Jason Hart, 1996-98

Batting Average

Season: .442, J. D. Warner, 1983
Career: .426, J. D. Warner, 1982-83
Career (4 years): .376, Bill Mueller, 1990-93

Consecutive Games Hitting Safely
30, Brayden Drake, 4/27/08-3/25/09

Total Bases

Game: 17, John Knott, 5/2/92 vs. UNI
Season: 225, Steve Hacker, 1995
Career: 506, Jason Hart, 1996-98

Extra-Base Hits

Game: 5, Larry Doss, 5/9/87 vs. Eastern Illinois
Season: 55, Steve Hacker, 1995
Career: 116, Jason Hart, 1996-98

Slugging Average

Season: .957, Steve Hacker, 1995
Career: .725, Jason Hart, 1996-98

Hit By Pitch

Game: 3, Jud Kindle, 2/20/04 vs. Little Rock
Ryan Mantle, 2/22/08 vs. Dallas Baptist;
Brayden Drake, 5/11/08 vs. Middle Tennessee
Season: 23, Jeremy Isenhower, 2002
Career: 41, Ben Carlson, 2007-09

Walks

Game: 5, Cory Krueger, 3/15/91 vs. Austin Peay; Steve Hacker, 4/23/95 vs. UNI; and Lance Burkhart, 2/14/97 vs. Nevada
Season: 55, Dylan Becker, 2015
Career: 154, Bill Mueller, 1990-93

Strikeouts

Game: 5, Greg Mathis, 5/1/01 vs. Missouri; Tyler Ryan, 2/26/10 at UTA
Season: 74, Ryan Howard, 2001
Career: 207, Nick Kays, 1997-00

On-Base Percentage

Season: .563, Dan Iseminger, 1983
Career: .493, Rick Clarkston, 1983-84

Sacrifice Hits

Game: 3, Joey Hawkins, 5/22/14 vs. Bradley; Ken Watkins, 5/23/69 vs. Minnesota State
Season: 29, Joey Hawkins, 2015
Career: 62, Joey Hawkins, 2012-15

Sacrifice Flies

Game: 2, held by many players
Season: 9, Brooks Colvin, 2003
Career: 17, Brooks Colvin, 2001-04

Stolen Bases

Game: 4, Larry Doss, 3/6/86 vs. Evangel; Greg Brewer, 4/15/86 vs. Evangel
Season: 30, Greg Brewer, 1986
Career: 69, Dant'e Brinkley, 2000-03

Game-Winning RBI

Season: 13, Steve Meyer, 1986; Steve Hacker, 1995
Career: 23, Steve Hacker, 1993-95

Individual Fielding

Putouts

Game: 19, Tom Hodge, 3/23/67 vs. Oklahoma Christian; Tim Rafferty, 2/25/06 vs. UNC Greensboro; Conor Smith, 3/29/14 vs. Southern Illinois
Season: 550, Justin Paulsen, 2016
Career: 1,515, Jason Hart, 1996-98

Assists

Game: 10, Curt Courtwright, 5/10/09 at Creighton
Season: 192, Joey Hawkins, 2015
Career: 656, Chris Curry, 1995-98

Errors

Game: 4, set on 5 occasions, last time by Jon Hale, 3/3/96 vs. ORU
Season: 30, Brooks Colvin, 2001
Career: 73, Brooks Colvin, 2001-04

Total Chances

Game: 21, Brian Mahaffey, 5/1/88 vs. ORU
Season: 601, Jason Hart, 1997
Career: 1,645, Jason Hart, 1996-98

Double Plays

Game: 5, Ryan Howard, 3/30/99 vs. SE Missouri
Season: 60, Ryan Howard, 1999
Career: 151, Ryan Howard, 1999-01

Fielding Average

Season: 1.000, Bill Helfrecht, 1968; Jim Anderson, 1970; Corby Fister and Cory Krueger, 1989; Chad Lakin and Cory Krueger, 1990; Shawn Padgett, 1991; Chad Lakin, 1992; Micah Holst, 1999; Dant'e Brinkley, 2002; Nolan Keane, 2008; Aaron Conway, 2010
Career: .992, Steve Seal, 1969-70

Individual Pitching

Games

Season: 36, Sam Perez, 2016
Career: 87, Scott Geitz, 1995-98

Games Started

Season: 17, Matt Hall, 2015;
Cody Schumacher, 2012
Career: 49, Brad Ziegler, 2000-03

Complete Games

Season: 10, Brian Wissner, 1986
Career: 18, Brad Ziegler, 2000-03

Innings Pitched

Game: 11.0, John Rheinecker, 3/3/01 vs. Arkansas State
Season: 125.0, Matt Hall, 2015
Career: 365.0, Brad Ziegler, 2000-03

Consecutive Scoreless Innings Pitched

Season: 38.1, Nick Petree, 4/6/12 to 5/17/12
Career: 38.1, Nick Petree, 4/6/12 to 5/17/12

Hits Allowed

Game: 16, Tom Fulkerson, 3/19/85 vs. UTA
Season: 115, Brad Ziegler, 2003
Career: 371, Brad Ziegler, 2000-03

Fewest Hits Allowed

Game: 0, Steve Dunn, 4/12/79 vs. Evangel (5 inn.); Scott Buchheit-Darrell Maus-Matt Brewer-Terry Menown, 3/14/89 vs. Lincoln; Mike Whitley, 5/2/94 vs. SE Missouri (7 inn.)

Runs Allowed

Game: 13, Rand Chappell, 3/20/84 vs. Southern; Scott Prince, 3/11/85 vs. Indiana State
Season: 71, Jim Gibbs, 1987; Jarrod Mays, 1996
Career: 207, John Hardin, 1996-00

Earned Runs Allowed

Game: 12, Mike Hill, 4/18/75 vs. Central Missouri; Scott Prince, 3/11/85 vs. Indiana State
Season: 63, Scott Geitz, 1998
Career: 169, John Hardin, 1996-00

Walks Allowed

Game: 10, Stean Thornton, 5/2/76 vs. UMSL
Season: 75, Dirk Lindauer, 1991
Career: 206, Mike Whitley, 1992-95

Strikeouts

Game: 17, Charles Burt, 5/16/69 vs. Northwest Missouri State; Gary Wilson, 3/23/67 vs. Oklahoma Christian
Season: 171, Matt Hall, 2015
Career: 330, Brad Ziegler, 2000-03

Earned Run Average

Season: 0.59, Dick Jones, 1971
Career: 1.55, Dick Jones, 1969-72

Wins

Season: 12, Matt Hall, 2015;
Brad Ziegler, 2003
Career: 32, Brad Ziegler, 2000-03

Losses

Season: 9, Brett Sinkbeil, 2005; Pat Doyle, 2010; Mike Kickham, 2010
Career: 16, Gary Wilson, 1964-67; Dustin Tignor, 1996-00; Pat Doyle, 2007-10

Winning Percentage

Season (6 or more wins): 1.000, Bryan Young, 2015; Ken Watkins, 1969; Jody Payne, 1978; Kirby Cannon, 1980; Dan Harwell, 1983; Tim Clubb, 2008; Sam Perez, 2016
Career: .909, Sam Perez, 2013-16; Greg Reed, 1987-88

Shutouts

Season: 3, Ken Watkins, 1969; Steve Dunn, 1979; Greg Reed, 1988; Craig Sands, 1990; Paul Marsala, 2004
Career: 4, Ken Watkins, 1967-70

Saves

Season: 16, Bryan Young, 2015
Career: 27, Bryan Young, 2014-pr.

Team Batting

Games Played

Season: 66, 2003

At-Bats

Game: 64, 5/1/88 vs. ORU
Season: 2,260, 2002

Runs

Game: 37, 3/7/88 vs. Benedictine
Season: 607, 1999

Hits

Game: 34, 3/7/88 vs. Benedictine;
3/21/89 vs. UMBC
Season: 720, 2002

Doubles

Game: 10, 3/11/95 vs. Truman
Season: 149, 2002

Triples

Game: 6, 4/8/66 vs. Missouri S&T
Season: 36, 2001

Home Runs

Game: 12, 4/20/99 vs. Pittsburg State
Season: 144, 1999

Runs Batted-In

Game: 36, 3/7/88 vs. Benedictine
Season: 561, 1999

Batting Average

Season: .373, 1981

Total Bases

Game: 72, 4/20/99 vs. Pittsburg State
Season: 1,275, 1999

Extra-Base Hits

Game: 19, 4/20/99 vs. Pittsburg State
Season: 270, 1999

Slugging Average

Season: .626, 1999

Game-Winning RBI

Season: 45, 1986

Hit By Pitch

Game: 9, 2/22/08 vs. Dallas Baptist;
5/11/08 vs. Middle Tennessee
Season: 80, 2004

Walks

Game: 18, 4/5/16 vs. Saint Louis
Season: 317, 2015

Strikeouts

Game: 26, 2/26/10 at UTA
Season: 486, 2010

Sacrifice Hits

Game: 6, 4/25/81 vs. UMSL
Season: 54, 2015

Sacrifice Flies

Game: 5, 5/19/02 vs. Indiana State;
4/3/07 vs. SEMO
Season: 44, 2002

Stolen Bases

Game: 10, 3/18/85 vs. North Texas;
4/15/86 vs. Evangel
Season: 118, 1986

Team Fielding

Putouts

Game: 48, 5/1/88 vs. ORU; 4/6/04 vs. Arkansas
Season: 1,703, 2003

Assists

Game: 25, 5/1/88 vs. ORU
Season: 686, 1997

Errors

Game: 11, 3/14/64 vs. Arkansas State
Season: 134, 1984

Total Chances

Game: 74, 5/1/88 vs. ORU
Season: 2,456, 2002

Double Plays

Game: 5, 3/15/85 vs. Missouri Western
Season: 66, 1986

Fielding Average

Season: .976, 2015

Team Pitching

Complete Games

Season: 34, 1986

Innings Pitched

Game: 16, 5/1/88 vs. ORU; 4/6/04 vs. Arkansas
Season: 567.2, 2003

Walks

Game: 17, 5/25/97 vs. Rice
Season: 317, 1992

Strikeouts

Game: 19, 3/23/67 vs. Oklahoma Christian
Season: 553, 2015

Shutouts

Season: 11, 2012

Saves

Season: 18, 2015 and 2011

Earned Run Average

Season: 2.57, 2012

MISSOURI STATE BASEBALL

Games 5-7 | MISSOURI STATE BEARS at MULE MIX CLASSIC | Feb. 24-26, 2017 | Nashville/Murfreesboro, Tenn. | KBFL 1060 AM/96.9 FM

MISSOURI STATE SINGLE-SEASON RECORDS

Hitting			Pitching			Fielding			
Games	At Bats	Runs	Games	Games Started	Putouts	Games	Games Started	Putouts	
Dant'e Brinkley (03)	66	Dant'e Brinkley (03)	278	Matt Cepicky (99)	90	Sam Perez (16)	36	Matt Hall (15)	17
Adam Pummill (03)	66	Brooks Colvin (03)	267	Matt Gardner (99)	82	Zach Merciez (15)	31	Cody Schumacher (12)	17
Brooks Colvin (03)	66	Matt Gardner (02)	256	Micah Holst (99)	75	Bryan Young (15)	30	Jordan Knutson (16)	16
Shaun Marcum (03)	66	Greg Mathis (02)	251	Jason Hart (98)	71	Sam Perez (15)	27	Chad Mulholland (03)	16
Rick Wilson (03)	66	Dave Slemmer (95)	251	Bill Mueller (91)	69	Tyler Burgess (12)	26	Nick Petree (12)	16
Greg Mathis (03)	65	Matt Gardner (01)	250	Dant'e Brinkley (03)	68	Scott Geitz (95)	26	Brad Ziegler (03)	16
Greg Mathis (02)	64	Dant'e Brinkley (02)	249	Ryan Howard (99)	68	Grant Gordon (13)	25	Jon Harris (15)	15
Matt Gardner (02)	64	Joey Hawkins (15)	248	Steve Meyer (86)	67	Dan Kickham (11)	25	Barber (11)-Kickham (10)	15
Tony Piazza (02)	64	Helms (12)-Voit (12)	248	Nick Kays (99)	66	Pat Doyle (07)	25	Doyle (10)-Sinkbell (05)	15
Tony Piazza (03)	64	Mathis (03)-Medrano (12)	248	Bill Goedde (86)	66	Scott Geitz (96)	25	Lindauer (91)-Drage (04)	15
Hits	Singles	Doubles	Complete Games	Innings Pitched	Assists	Hits Allowed	Runs Allowed	Errors	
Dant'e Brinkley (03)	96	Bill Mueller (91)	76	Matt Hall (15)	125.0	Brad Ziegler (86)	10	Matt Hall (15)	192
Dave Slemmer (95)	96	Ben Woodbury (08)	71	Stacey Burkley (86)	119.2	Jarrod Mays (96)	115	Joey Hawkins (14)	185
Steve Hacker (95)	96	Dant'e Brinkley (03)	67	Kirby Cannon (79)	115.1	Jim Gibbs (87)	113	Evan Pratte (91)	184
Micah Holst (99)	94	Micah Holst (99)	63	Derek Drage (04)	112.1	Pat Doyle (10)	112	Pat Kelly (88)	179
Ben Woodbury (08)	92	Kevin Medrano (12)	62	Brad Ziegler (03)	106.2	Derek Drage (04)	107	Dan Firrit (00)	178
Matt Cepicky (99)	92	Kevin Medrano (10)	62	Tim Clubb (08)	103.2	Paul Crain (91)	107	Brad Kennedy (96)	175
Jason Hart (98)	92	Adam Pummill (03)	62	Jim Gibbs (86, 87)	103.0	Brian Wisser (86)	104	Chris Curry (97)	170
Jason Hart (97)	91	Brooks Colvin (03)	61	Tom Fulkerson (84)	102.2	Mike Kickham (10)	101	Travis McComack (13)	168
Brandon Jackson (98)	89	Matt Gardner (99)	60	Rick Brandell (82)	100.1	Mike Kickham (10)	101	Dan Firrit (99)	166
Kevin Medrano (10)	86	Six players tied with	59	Newell (66)-Watkins (70)	99.2	Chad Mulholland (03)	101	Three players tied with	165
Mueller (91)-Brinkley (02)	86					Blake Barber (87)	100	Assists	
Triples	Home Runs	Runs Batted In	Hits Allowed	Runs Allowed	Errors	Jim Gibbs (87)	Brad Ziegler (03)	192	
Dant'e Brinkley (01)	12	Steve Hacker (95)	37	Jarrod Mays (96)	71	Jim Gibbs (87)	71	Joey Hawkins (14)	185
Aaron Conway (09)	8	Matt Cepicky (99)	30	Jim Gibbs (87)	71	Pat Doyle (10)	70	Evan Pratte (91)	184
Evan Pratte (90)	8	Jason Hart (98)	28	Pat Doyle (10)	70	Derek Drage (04)	70	Dan Firrit (00)	178
Mark Garrett (81)	8	Jon Hale (99)	25	Derek Drage (04)	70	Paul Crain (91)	66	Pat Kelly (88)	179
Bobby Narron (80)	8	Spencer Johnson (16)	24	Paul Crain (91)	66	Brian Wisser (86)	66	Dan Firrit (00)	178
Hunter Steinmetz (16)	7	Nick Kays (99)	23	Brian Wisser (86)	66	Mike Kickham (10)	64	Brad Kennedy (96)	175
Greg Mathis (01)	7	Jake Burger (16)	21	Mike Kickham (10)	64	Bryan Buschhorn (97)	64	Chris Curry (97)	170
Brad Kennedy (96)	7	Brian Mahaffey (88)	21	Chad Mulholland (03)	64	Mike Whitley (93)	63	Travis McComack (13)	168
Greg Brewer (86)	7	Jason Hart (97)	20	Blake Barber (87)	63	Brett Sinkbell (05)	60	Dan Firrit (99)	166
J.D. Warner (83)	7	Three players tied with	19	Jim Gibbs (87)	60	Brad Ziegler (03)	60	Three players tied with	165
Game-Winning RBI	Batting Average	On Base Percentage	Earned Runs Allowed	Earned Run Average	Total Chances	Three players tied with	Mike Hill (76)	21	
Steve Meyer (86)	13	J. D. Warner (83)	.442	Dick Jones (71)	0.59	Scott Geitz (98)	63	Jason Hart (97)	601
Steve Hacker (95)	13	Bob Blakley (74)	.440	Nick Petree (12)	1.01	Jarrod Mays (96)	60	Jason Hart (96)	578
Chris Playter (09)	11	Jim Nichols (65)	.438	Ken Watkins (69)	1.60	Mike Whitley (93)	58	Justin Paulsen (15)	572
Matt Brewer (89, 91)	10	Terry Repp (81)	.432	Craig Sands (90)	1.60	Mike Kickham (10)	56	Luke Voit (12)	561
Bruce Bax (84)	10	Rick Clarkston (85)	.427	Nick Petree (13)	1.61	Bryan Buschhorn (97)	54	Ben Margalski (01)	557
Mark Bailey (82)	10	Jason Hart (98)	.416	David Oatman (74)	1.69	Jim Gibbs (87)	51	Tony Piazza (02)	553
Brian Mahaffey (87)	9	Steve Meyer (86)	.416	Wes Rhea (64)	1.70	Tim Clubb (09)	50	Ryan Howard (00)	553
Seifert (12)-Matheny (15)	8	Mark Garrett (81)	.416	Jan Schmidt (72)	1.80	Brad Ziegler (03)	50	Justin Paulsen (16)	550
Pratte (91)-Cepicky (99)	8	Brayden Drake (09)	.414	Dale Bowling (89)	1.88	Paul Crain (91)	48	Tony Piazza (03)	547
Dave (81)-Bartlett (90)	8	Matt Cepicky (99)	.414	Mike Hill (76)	1.97	Three players tied with	47	Rafferty (06)-Hacker (95)	539
Extra-Base Hits	Total Bases	Slugging Average	Walks	Strikeouts	Double Plays	Three players tied with	Dirk Lindauer (91) <td>46</td>	46	
Steve Hacker (95)	55	Steve Hacker (95)	225	Steve Hacker (95)	957	Dirk Lindauer (91)	75	Ryan Howard (99)	60
Steve Meyer (86)	48	Matt Cepicky (99)	193	Mark Mennemeier (77)	896	Mike Whitley (93)	68	Steve Meyer (86)	58
Jason Hart (98)	43	Jason Hart (98)	191	Matt Cepicky (99)	869	Bart Evans (92)	58	Jason Hart (97)	53
Spencer Johnson (16)	41	Steve Meyer (86)	173	Jason Hart (98)	864	John Hardin (00)	54	Jim Calhoun (90)	52
Matt Cepicky (99)	40	Jason Hart (97)	168	Steve Meyer (86)	859	John Hardin (99)	52	Dan Firrit (99)	51
Lance Burkhardt (96)	38	Dave Slemmer (95)	165	Bob Blakley (74)	820	Bryan Buschhorn (97)	52	Ryan Howard (00)	48
Matt Cepicky (98)	37	Jon Hale (99)	159	Jon Hale (99)	779	Mike Whitley (92)	52	Jason Hart (98)	48
Jason Hart (97)	37	Matt Cepicky (98)	159	Ken Brown (66)	760	Mike Godfrey (86)	51	Steve Hacker (95)	48
Dave Slemmer (95)	37	Lance Burkhardt (96)	157	Jim Nichols (65)	750	Dylan Coleman (16)	49	Steve Hacker (95)	48
Burger (16)-Hart (96)	36	Ryan Howard (99)	154	Matt Cepicky (98)	729	Mike Whitley (94)	49	Matt Lawson (07)	47
Walks	Strikeouts	Hit By Pitch	Victories	Losses	Fielding Average	Two players tied with	Matt Hall (15)	106	
Dylan Becker (15)	55	Ryan Howard (01)	74	Mike Kickham (10)	9	Dirk Lindauer (91)	75	Aaron Conway (10)	1,000
Bill Mueller (91)	52	Tony Piazza (02)	69	Pat Doyle (10)	9	Mike Whitley (93)	68	Kyle Paul (07)	1,000
Spencer Johnson (15, 16)	46	Nick Kays (99)	68	Brett Sinkbell (05)	9	Bart Evans (92)	58	Dant'e Brinkley (02)	1,000
Spiker Helms (12)	44	Jeremy Eierman (16)	67	Derek Drage (04)	7	John Hardin (00)	54	Micah Holst (99)	1,000
Brad Kennedy (95)	44	Tony Piazza (03)	66	Brad Ziegler (00)	7	John Hardin (99)	52	Chad Lakin (92)	1,000
Justin Paulsen (15)	43	Dant'e Brinkley (03)	58	Jarrod Mays (96)	7	Bryan Buschhorn (97)	52	Shawn Padgett (91)	1,000
Spiker Helms (11)	42	Spencer Johnson (15)	57	Jim Freie (84)	7	Mike Whitley (92)	52	Corby Fister (89)	1,000
Nolan Keane (08)	42	Lance Burkhardt (97)	56	Gary Wilson (64)	7	Mike Godfrey (86)	51	Cory Krueger (99)	1,000
Corby Fister (90)	42	Christian Overstreet (10)	55	Six players tied with	6	Dylan Coleman (16)	49	Jim Anderson (70)	1,000
Keith Guttin (76)	42	Howard (00)-Kays (00)	54	John Rheinecker (01)	106	Mike Whitley (94)	49	Bill Helfrecht (68)	1,000
Stolen Bases	Sacrifice Hits	Sacrifice Flies	Winning Percentage	Shutouts	Fielding Average	Two players tied with	Sam Perez (16) <td>3</td>	3	
Greg Brewer (86)	30	Joey Hawkins (15)	29	Paul Marsala (04)	3	Dirk Lindauer (91)	75	Justin Paulsen (15)	16
Mike Ruble (88)	29	Greg Mathis (14)	19	Craig Sands (90)	3	Mike Whitley (93)	68	Dan Kickham (11)	13
Dant'e Brinkley (02)	25	Eric Cheray (12)	14	Greg Reed (88)	3	Bart Evans (92)	58	Shaun Marcum (03)	13
John Wahlig (87)	25	Joey Hawkins (13)	13	Steve Dunn (79)	3	John Hardin (00)	54	Bryan Young (16)	11
Aaron Conway (10)	24	John Knott (92)	12	Ken Watkins (69)	3	John Hardin (99)	52	Tyler Burgess (12)	11
Dant'e Brinkley (03)	24	Toby Gardenhire (04)	11	12 players tied with	2	Bryan Buschhorn (97)	52	Chris Krawczyk (06)	9
Bill Mueller (92)	23	Travis McComack (13)	10			Mike Whitley (92)	52	Matt Frevert (08)	8
Larry Doss (86)	22	Kevin Medrano (09)	10			Mike Whitley (92)	52	Grant Gordon (10)	7
Matt Lawson (06)	20	Ben Woodbury (08)	9			Mike Godfrey (86)	51	Tony Floyd (88)	7
Bill Goedde (86)	20	Kneeshaw (96)-Marcum (02)	9			Dylan Coleman (16)	49	Bob Zimmermann (02)	6
Three players tied with	19	Kasper (75)-Royle (78)	9			Mike Whitley (94)	49	Bob Zimmermann (01)	6
						John Rheinecker (01)	106	Matt Gilmer (96)	6

Statistical Minimums: Batting Average, Slugging Average and On Base Percentage based on minimum of one time at bat for each game played by team; Fielding Average based on minimum of 50 total chances; Earned Run Average based on minimum of one inning pitched per game played by team; Winning Percentage based on a minimum of 6 decisions.

MISSOURI STATE BASEBALL

Games 5-7 | MISSOURI STATE BEARS at MULE MIX CLASSIC | Feb. 24-26, 2017 | Nashville/Murfreesboro, Tenn. | KBFL 1060 AM/96.9 FM

MISSOURI STATE CAREER RECORDS

Hitting

Games	At Bats	Runs	Games	At Bats	Runs
Matt Gardner (99-02)	236	Matt Gardner (99-02)	972	Matt Gardner (99-02)	243
Greg Mathis (00-03)	232	Kevin Medrano (09-12)	895	Bill Mueller (90-93)	234
Chris Curry (95-98)	227	Greg Mathis (00-03)	873	Micah Holst (96-99)	217
Brooks Colvin (01-04)	224	Micah Holst (96-99)	865	Dan'te Brinkley (00-03)	188
Micah Holst (96-99)	223	Chris Curry (95-98)	843	Chris Curry (95-98)	188
Evan Pratte (88-91)	220	Brayden Drake (06-09)	817	Jason Hart (96-98)	183
Kevin Medrano (09-12)	217	Dan'te Brinkley (00-03)	813	Mark Garrett (79-82)	180
Dylan Becker (12-15)	216	Brooks Colvin (01-04)	806	Evan Pratte (88-91)	176
Bill Mueller (90-93)	216	Luke Voit (10-13)	776	Kevin Medrano (09-12)	170
Dan'te Brinkley (00-03)	215	Evan Pratte (88-91)	773	Matt Cepicky (97-99)	170

Hits	Singles	Doubles	Hits	Singles	Doubles
Matt Gardner (99-02)	316	Kevin Medrano (09-12)	241	Brayden Drake (06-09)	67
Kevin Medrano (09-12)	310	Bill Mueller (90-93)	222	Matt Gardner (99-02)	62
Bill Mueller (90-93)	289	Matt Gardner (99-02)	213	Chad Lakin (90-93)	59
Micah Holst (96-99)	284	Micah Holst (96-99)	200	Chris Curry (95-98)	57
Dan'te Brinkley (00-03)	279	Dan'te Brinkley (00-03)	190	Kevin Medrano (09-12)	54
Brayden Drake (06-09)	268	Evan Pratte (88-91)	190	Dan'te Brinkley (00-03)	54
Chris Curry (95-98)	266	Brooks Colvin (01-04)	188	Jason Hart (96-98)	52
Jason Hart (96-98)	263	Greg Mathis (00-03)	179	Steve Hacker (93-95)	50
Greg Mathis (00-03)	262	Chris Curry (95-98)	168	Spencer Johnson (13-16)	49
Evan Pratte (88-91)	259	Brayden Drake (06-09)	167	Brian Mahaffey (85-88)	49

Triples	Home Runs	Runs Batted In	Triples	Home Runs	Runs Batted In
Mark Garrett (79-82)	20	Jason Hart (96-98)	63	Jason Hart (96-98)	203
Dan'te Brinkley (00-03)	19	Nick Kays (97-00)	60	Nick Kays (97-00)	192
Aaron Conway (08-11)	16	Steve Hacker (93-95)	59	Steve Hacker (93-95)	184
Evan Pratte (88-91)	15	Matt Cepicky (97-99)	51	Ryan Howard (99-01)	183
Greg Mathis (00-03)	13	Ryan Howard (99-01)	50	Matt Cepicky (97-99)	183
Micah Holst (96-99)	13	Brian Mahaffey (85-88)	42	Matt Gardner (99-02)	182
Jeremy Isenhower (01-02)	12	Ben Carlson (07-09)	38	Brayden Drake (06-09)	176
Bill Mueller (90-93)	12	Chris Curry (95-98)	37	Micah Holst (96-99)	175
J.D. Warner (82-83)	12	Matt Gardner (99-02)	36	Brian Mahaffey (85-88)	175
Blakley (74-77)-Snider (76-79)	12	Burkhart (96-97)-Hale (96-99)	35	Greg Mathis (00-03)	171

Game-Winning RBI	Batting Average	On Base Percentage	Game-Winning RBI	Batting Average	On Base Percentage
Steve Hacker (93-95)	23	J.D. Warner (82-83)	426	Rick Clarkston (83-84)	493
Matt Brewer (89-91)	22	Danny Iseminger (83-84)	406	Danny Iseminger (83-84)	492
Matt Gardner (99-02)	19	Rick Clarkston (84-85)	405	Jeff Kaiser (87-88)	489
Luke Voit (10-13)	18	Jeff Kaiser (87-88)	402	Corby Fister (89-90)	483
Matt Cepicky (97-99)	18	Rick Hardesty (82-83)	384	Bill Mueller (90-93)	481
Evan Pratte (88-91)	18	Larry Doss (86-87)	380	J.D. Warner (82-83)	469
Chris Playter (05-09)	17	Matt Cepicky (97-99)	378	Dave Herbert (80-83)	467
Jason Hart (96-98)	17	Jason Hart (96-98)	377	Larry Goessling (77-78)	466
Brian Mahaffey (85-88)	17	Larry Goessling (77-78)	377	Doug Bagby (72-73)	462
Mark Bailey (80-82)	16	Bill Mueller (90-93)	376	Terry Burke (79-80)	460

Extra-Base Hits	Total Bases	Slugging Average	Extra-Base Hits	Total Bases	Slugging Average
Jason Hart (96-98)	116	Jason Hart (96-98)	506	Jason Hart (96-98)	.725
Steve Hacker (93-95)	110	Matt Gardner (99-02)	496	Steve Hacker (93-95)	.708
Matt Gardner (99-02)	103	Steve Hacker (93-95)	466	Matt Cepicky (97-99)	.706
Nick Kays (97-00)	102	Nick Kays (97-00)	460	Brian Mahaffey (85-87)	.688
Brayden Drake (06-09)	101	Micah Holst (96-99)	447	Ryan Howard (99-01)	.662
Chris Curry (95-98)	98	Matt Cepicky (97-99)	444	Mark Mennemeier (77-78)	.662
Matt Cepicky (97-99)	97	Chris Curry (95-98)	442	Larry Goessling (77-78)	.660
Brian Mahaffey (85-88)	95	Brayden Drake (06-09)	431	Lance Burkhart (96-97)	.655
Spencer Johnson (13-16)	91	Dan'te Brinkley (00-03)	419	Bob Blakley (74-77)	.653
Brinkley (00-03)-Howard (99-01)	89	Ryan Howard (99-01)	417	Brad Kennedy (95-96)	.647

Walks	Strikeouts	Hit By Pitch	Walks	Strikeouts	Hit By Pitch
Bill Mueller (90-93)	154	Nick Kays (97-00)	207	Ben Carlson (07-09)	41
Spencer Johnson (13-16)	133	Spencer Johnson (13-16)	179	Micah Holst (96-99)	33
Eric Chery (12-15)	129	Ryan Howard (99-01)	176	Matt Gardner (99-02)	33
Dylan Becker (12-15)	124	Greg Mathis (00-03)	176	Aaron Conway (08-11)	31
Travis McComack (09-13)	116	Dan'te Brinkley (00-03)	172	Jeremy Isenhower (01-02)	30
J.J. Scerba (92-96)	104	Matt Gardner (99-02)	156	Tate Matheny (13-15)	29
Nolan Keane (05-08)	102	Aaron Conway (08-11)	150	Brayden Drake (06-09)	28
Chris Curry (95-98)	98	Jeff Sauer (92-95)	145	Dan Kneeshaw (92-96)	24
Mark Garrett (79-82)	96	Travis McComack (09-13)	142	J.J. Scerba (92-96)	24
Medrano (09-12)-Kays (97-00)	91	Tony Piazza (02-03)	135	Jon Hale (96-99)	22

Stolen Bases	Sacrifice Hits	Sacrifice Flies	Stolen Bases	Sacrifice Hits	Sacrifice Flies
Aaron Conway (08-11)	69	Joey Hawkins (12-15)	62	Brooks Colvin (01-04)	17
Dan'te Brinkley (00-03)	69	Kevin Medrano (09-12)	28	Greg Mathis (00-03)	16
Bill Mueller (90-93)	65	Eric Chery (12-15)	25	Evan Pratte (88-91)	14
Mark Garrett (79-82)	54	Travis McComack (09-13)	20	Luke Voit (10-13)	13
Micah Holst (96-99)	52	Brooks Colvin (01-04)	20	Dan'te Brinkley (00-03)	13
Mike Ruble (84-88)	52	Dan Kneeshaw (92-96)	19	Brent Bartlett (89-90)	13
Bobby Naron (77-80)	49	Bill Mueller (90-93)	18	Matt Gardner (99-02)	12
Jeff Sauer (92-94)	44	Evan Pratte (88-91)	18	John Knott (92)	12
Greg Mathis (00-03)	43	Aaron Conway (08-11)	17	Medrano (09-12)-McComack (09-13)	11
Four players tied with	41	Mike Royle (77-80)	17	Collier (98-00)-Weglaz (04-07)	11
				Mahaffey (85-88)-Hacker (93-95)	11

Pitching

Games	Games Started	Games	Games Started
Scott Geitz (95-98)	87	Brad Ziegler (00-03)	49
Zach Merciez (12-15)	84	John Hardin (96-00)	46
Grant Gordon (10-13)	82	Aaron Meade (08-10)	41
Sam Perez (13-16)	80	Nick Petree (11-13)	41
Pat Doyle (07-10)	73	Brett Sinkbeil (04-06)	40
Chris Krawczyk (03-06)	70	Kirby Cannon (77-80)	39
Brad Ziegler (00-03)	66	Jeff Gray (01-04)	39
Andrew Jefferson (99-02)	64	Jon Harris (13-15)	39
Bryan Young (14-pr.)	64	Andy Chery (13-16)	37
Tyler Burgess (12-14)	61	Tim Clubb (07-09)	37

Complete Games	Innings Pitched	Complete Games	Innings Pitched
Brad Ziegler (00-03)	18	Brad Ziegler (00-03)	365.0
Ken Watkins (67-70)	18	Nick Petree (11-13)	311.2
Kirby Cannon (77-80)	16	Jeff Gray (01-04)	279.2
Dale Bowling (85-89)	15	Tim Clubb (07-09)	278.0
Wade Palmer (73-76)	15	John Hardin (96-00)	266.0
Gary Wilson (64-67)	15	Jon Harris (13-15)	259.1
Jim Gibbs (85-87)	14	Scott Geitz (95-98)	258.2
Mark Lopinot (70-71)	14	Matt Hall (13-15)	244.0
Dick Jones (69-72)	14	Jarrod Mays (94-96)	242.2
Wisser (85-86)-Crain (89-91)	13	Brett Sinkbeil (04-06)	241.0

Hits Allowed	Runs Allowed	Hits Allowed	Runs Allowed
Brad Ziegler (00-03)	371	John Hardin (96-00)	207
Jeff Gray (01-04)	297	Brad Ziegler (00-03)	205
Scott Geitz (95-98)	281	Bryan Buschhorn (96-99)	184
Tim Clubb (07-09)	277	Scott Geitz (95-98)	183
John Hardin (96-00)	276	Jeff Gray (01-04)	175
Jarrod Mays (94-96)	266	Pat Doyle (07-10)	157
Bryan Buschhorn (96-99)	259	Ben Walker (94-98)	154
Nick Petree (11-13)	250	Mike Whitley (92-95)	154
Pat Doyle (07-10)	243	Tim Clubb (07-09)	150
Kirby Cannon (77-80)	242	Steve Anderson (78-81)	147

Earned Runs Allowed	Earned Run Average	Earned Runs Allowed	Earned Run Average
John Hardin (96-00)	169	Dick Jones (69-72)	1.55
Bryan Buschhorn (96-99)	154	Bryan Young (14-pr.)	1.71
Scott Geitz (95-98)	148	Nick Petree (11-13)	1.76
Brad Ziegler (00-03)	147	David Oatman (72-74)	1.91
Jeff Gray (01-04)	133	Mike Hill (75-76)	2.49
Mike Whitley (92-95)	128	John Rheinecker (00-01)	2.50
Dustin Tignor (96-00)	122	Ken Watkins (67-70)	2.51
Jarrod Mays (94-96)	121	Tyler Burgess (12-14)	2.65
Tim Clubb (07-09)	118	Matt Hall (13-15)	2.66
Ben Walker (94-98)	117	Charles Burt (67-69)	2.96

Walks	Strikeouts	Walks	Strikeouts
Mike Whitley (92-95)	206	Brad Ziegler (00-03)	330
John Hardin (96-00)	191	Nick Petree (11-13)	306
Dave Dickensheet (79-82)	139	Matt Hall (13-15)	275
Steve Anderson (78-81)	128	Brett Sinkbeil (04-06)	256
Scott Geitz (95-98)	125	Jarrod Mays (94-96)	247
Bryan Buschhorn (96-99)	121	Ross Detwiler (05-07)	244
Darren Garrison (86-89)	119	Jon Harris (13-15)	243
Kirby Cannon (77-80)	115	Pierce Johnson (10-12)	227
Dirk Lindauer (90-91)	113	Aaron Meade (08-10)	226
Three players tied with	104	Dave Dickensheet (79-82)	226

Victories	Losses	Victories	Losses
Brad Ziegler (00-03)	32	Pat Doyle (07-10)	16
Nick Petree (11-13)	27	Dustin Tignor (96-00)	16
Kirby Cannon (77-80)	25	Gary Wilson (64-67)	16
Jeff Gray (01-04)	23	Grant Gordon (10-13)	14
Dave Dickensheet (79-82)	23	Brett Sinkbeil (04-06)	14
Tim Clubb (07-09)	21	Brad Ziegler (00-03)	14
Geitz (95-98)-Watkins (67-70)	21	John Hardin (96-00)	14
Sam Perez (13-16)	20	Gray (01-04)-Johnson (10-12)	13
Garrison (86-89)-Mays (94-96)	20	Jarrod Mays (94-96)	13
Palmer (73-76)-Anderson (78-81)	20	Mike Whitley (92-95)	13

Winning Percentage	Shutouts	Winning Percentage	Shutouts
Sam Perez (13-16)	909	Ken Watkins (67-70)	5
Greg Reed (87-88)	909	Wade Palmer (73-76)	3
Darren Garrison (86-88)	870	Brett Sinkbeil (04-06)	3
Mike Hill (75-76)	846	Ziegler (03)-Marsala (03-04)	3
Ken Watkins (67-70)	840	Sands (90)-Rheinecker (01)	3
Paul Crain (89-90)	813	Dickensheet (82)-Reed (88)	3
Nick Petree (11-13)	794	Steve Dunn (77-79)	3
Cody Schumacher (12-14)	789	Mike Hill (75-76)	3
Kirby Cannon (77-80)	781	Dick Jones (69-72)	3
Scott Geitz (95-98)	778	Mark Lopinot (70-71)	3
Anderson (78-81)-Prince (82-85)	769	Gary Wilson (64-67)	3

Fielding

Putouts	Putouts
Jason Hart (96-98)	1515
Luke Voit (10-13)	1453
Ryan Howard (99-01)	1409
Tim Rafferty (02-06)	1275
Ron Snider (76-79)	1167
Justin Paulsen (15-pr.)	1093
J.J. Scerba (92-96)	1006
Steve Hacker (93-95)	1001
Tony Piazza (02-03)	979
Ben Margalski (00-01)	847

Assists	Assists
Chris Curry (95-98)	656
Evan Pratte (88-91)	580
Travis McComack (09-13)	576
Kevin Medrano (09-12)	568
Joey Hawkins (12-15)	521
Bill Mueller (90-93)	517
Brooks Colvin (01-04)	479
Eric Chery (12-15)	473
Matt Gardner (99-02)	472
Matt Lawson (05-07)	371

Errors	Errors
Brooks Colvin (01-04)	73
Matt Gardner (99-02)	67
Brayden Drake (06-09)	65
Chris Curry (95-98)	56
Mike Royle (77-80)	55
Bill Mueller (90-93)	54
Evan Pratte (88-91)	54
Dan Firtit (99-00)	51
Billy Bunton (80-83)	51
Thomas (78-81)-McComack (09-13)	50

Total Chances	Total Chances
Jason Hart (96-98)	1645
Matt Gardner (99-02)	1637
Ryan Howard (99-01)	1546
Tim Rafferty (02-06)	1367
Ron Snider (76-79)	1253
Chris Curry (95-98)	1187
Justin Paulsen (15-pr.)	1167
J.J. Scerba (92-96)	1155
Tony Piazza (02-03)	1100
Steve Hacker (93-95)	1074

Double Plays	Double Plays
Ryan Howard (99-01)	151
Jason Hart (96-98)	147
Chris Curry (95-98)	141
Evan Pratte (88-91)	121
Kevin Medrano (09-12)	113
Travis McComack (09-13)	111
Matt Gardner (99-02)	107
Tim Rafferty (02-06)	105
Ron Snider (76-79)	95
Eric Chery (12-15)	93

Fielding Average	Fielding Average
Steve Seal (69-70)	.992
Tate Matheny (13-15)	.991
Kyle Paul (07-08)	.991
Doug Bagby (72-73)	.991
Tony Piazza (02-03)	.990
Paul Reinsch (82-83)	.990
Steve Hacker (93-95)	.989
Larry Goessling (77-78)	.989
Fultz (14-16)-Castro (15-16)	.988
Ron Snider (76-79)	.988
Brock Chaffin (11-12)	.986

</

MISSOURI STATE BASEBALL

Games 5-7 | MISSOURI STATE BEARS at MULE MIX CLASSIC | Feb. 24-26, 2017 | Nashville/Murfreesboro, Tenn. | KBFL 1060 AM/96.9 FM

THE LAST TIME...

A Missouri State Hitter Had

8 at-bats in a game.....	Adam Pummil vs. UNC Greensboro, 2/25/06
3 at-bats in an inning.....	Ryan Howard, Nick Kays (both 3-for-3) vs. Evangel, 4/21/99
4 hits in a game.....	Justin Paulsen at Oral Roberts, 2/21/17
5+ hits in a game.....	(5) Jeremy Eierman at Arkansas, 5/17/16
5+ runs in a game.....	(5) Jake Burger vs. Western Illinois, 3/16/16
4 runs in a game.....	Jake Burger and Justin Paulsen vs. Kansas, 4/6/16
3+ doubles in a game.....	(3) Justin Paulsen at Wichita State, 4/16/16
2+ triples in a game.....	(2) Eric Cheray vs. Northern Illinois, 2/21/14
A grand slam.....	Spencer Johnson vs. Kansas, 4/6/16
A pinch hit home run.....	Matt Dezort vs. Evansville, 4/22/16
An inside the park home run.....	Hunter Steinmetz vs. Western Illinois, 3/16/16
A pinch hit grand slam.....	Matt Dezort vs. Saint Louis, 4/1/14
Hit for the cycle.....	Matt Cepicky at Indiana State, 3/29/98
A hit from each side of the plate.....	Alex Jefferson at Indiana State, 5/27/16
A 10-15-game hit streak.....	(12) Spencer Johnson, 5/14/16
A 16-19-game hit streak.....	(19) Hunter Steinmetz, 3/5/16 to 4/2/16
A 20-24-game hit streak.....	(20) Aaron Meyer, 3/5/16 to 4/5/16
A 25-29-game hit streak.....	(29) Kevin Medrano, 3/23/10 to 5/14/10
A 30-game hit streak.....	(30) Brayden Drake, 4/27/08 to 3/29/09
10+ RBIs in a game.....	(11) John Knott vs. UNI, 5/2/92
9 RBIs in a game.....	Spencer Johnson vs. Kansas, 4/6/16
8 RBIs in a game.....	Brian Fuess vs. Bradley, 3/27/99
7 RBIs in a game.....	Brock Chaffin vs. Indiana State, 4/22/11
6 RBIs in a game.....	Eduardo Castro at Austin Peay, 2/28/16
5 RBIs in a game.....	Jake Burger and Spencer Johnson vs. Arkansas State, 3/22/16
10+ total bases.....	(12) Spencer Johnson vs. Kansas, 4/6/16
Reached safely 6 times.....	Joey Hawkins vs. Indiana State, 3/31/13
Hits in 5+ straight at-bats.....	(5) Jeremy Eierman at Arkansas, 5/17/16
5 walks in a game.....	Lance Burkhart vs. Nevada, 2/14/97
4 walks in a game.....	Matt Fultz vs. Saint Louis, 4/5/16
4 strikeouts in a game.....	Justin Paulsen at Illinois State, 4/24/15
5 strikeouts in a game.....	Tyler Ryun at UT Arlington, 2/26/10
Stole home.....	Dylan Becker at Abilene Christian, 2/28/14
3 stolen bases.....	Hunter Steinmetz vs. Western Illinois, 3/16/16
2 home runs in a game.....	Spencer Johnson vs. Bradley, 5/27/16
3 home runs in a game.....	Spencer Johnson vs. Kansas, 4/6/16
Home runs in consecutive at-bats.....	Spencer Johnson vs. Bradley, 5/27/16
Homered in 3 straight games.....	Spencer Johnson, 5/27/16 to 5/28/16
Homered in 5 straight games.....	Brayden Drake, 5/5/09 to 5/14/09
2 hits in an inning.....	Jeremy Eierman vs. Illinois State, 5/20/16
Hit by 3 pitches in a game.....	Brayden Drake vs. Middle Tennessee, 5/11/08
Hit by 2 pitches in a game.....	Jake Burger vs. Southern Illinois, 5/8/16
Led off the game with a home run.....	Tate Matheny at Evansville, 4/26/13
A walk-off home run.....	Keenen Maddox vs. Southern Illinois, 4/27/12
A walk-off grand slam.....	Dylan Becker vs. Bradley, 4/20/13
A grand slam by a freshman.....	Jeremy Eierman vs. Central Michigan, 4/1/16
Consecutive multi-HR games.....	Ryan Howard, 2/23/00 and 2/27/00

A Missouri State Pitcher Had

Pitched over 9 innings.....	(9.1) Clay Murphy vs. Dallas Baptist, 5/20/14
A complete game (9).....	Matt Hall at Arkansas, 6/6/15
A complete game (8).....	Andy Cheray vs. Bradley, 5/27/16
A complete game as a freshman.....	Tim Clubb at Arkansas State, 3/20/07
Consecutive complete games (9).....	Pierce Johnson, 3/15/12 and 3/23/12
3 straight complete games.....	Paul Marsala (4), 3/27/04 to 4/17/04
Pitched 5.0-6.2 innings of relief.....	(5.0) Bryan Young vs. Dallas Baptist, 5/28/16
Pitched 7.0-8.2 innings of relief.....	(7.1) Sam Perez at Indiana State, 5/27/16
Pitched 9+ innings of relief.....	(10.0) J.C. Casey at Creighton, 5/27/11
A shutout (9).....	Jon Harris vs. Northern Illinois, 2/22/14
A shutout (7).....	Chris Krawczyk vs. Illinois State, 5/15/05
A combined shutout (9).....	Jordan Knutson (7.0) and Dylan Coleman (2.0) vs. Stony Brook, 2/18/17
A shutout as a freshman.....	Tim Clubb at Arkansas State, 3/20/07
3+ hit batsmen in a game.....	(3) Jake Fromson vs. Dallas Baptist, 5/28/16
2+ pickoffs in a game.....	(2) Matt Hall vs. Dallas Baptist, 4/2/15
10+ strikeouts in a game.....	(11) Dylan Coleman vs. Central Michigan, 4/1/16
15+ strikeouts in a game.....	(15) Matt Hall vs. Wichita State, 5/2/15
6+ walks in a game.....	(6) Dylan Coleman vs. Illinois State, 5/19/16
A 15-19 inning scoreless streak.....	(19.2) Jake Fromson, 3/29/16 to 4/24/16
A 20+ inning scoreless streak.....	(22.2) Sam Perez, 5/17/16 to 5/28/16
Retired 15+ consecutive batters.....	(18) Austin Knight vs. Western Illinois, 3/15/16
Retired 20+ consecutive batters.....	(20) Matt Hall vs. Wichita State, 5/5/13
A two-hitter.....	Matt Hall (7.0) and Zach Merciez (2.0) at Southern Illinois, 5/9/15

A one-hitter.....	Matt Hall (9.0) at Arkansas, 6/6/15
A combined one-hitter.....	Austin Knight (5.0), Sam Perez (3.0), Bryan Young (1.0) at Arkansas, 5/17/16
A no-hitter.....	Mike Whitley (7) vs. Southeast Missouri, 5/4/94
A combined no-hitter.....	Scott Buchheit, Darrell Maus, Matt Brewer, Terry Menown vs. Lincoln, 3/14/89

Missouri State

Scored 30+ runs.....	(30) vs. Evangel, 4/21/99
Scored 25-29 runs.....	(25) vs. Southwest Baptist, 4/4/00
Scored 20-24 runs.....	(21) at Indiana State, 5/4/08
Scored 15-19 runs.....	(16) vs. Missouri, 4/12/16
Scored 10+ runs in an inning.....	(11) 6th vs. Southern Illinois, 5/26/10
Scored 9 runs in an inning.....	4th at Arkansas State, 4/15/09
Scored 8 runs in an inning.....	3rd vs. Illinois State, 5/20/16
Scored 7 runs in an inning.....	7th vs. Bradley, 5/27/16
Had 30+ hits.....	(32) vs. Evangel, 4/21/99
Had 25-29 hits.....	(26) vs. Indiana State, 5/14/98
Had 20-24 hits.....	(22) vs. Bradley, 5/24/12
Had 6+ doubles.....	(6) at Evansville, 4/10/10
Had 4+ triples.....	(4) vs. Illinois State, 5/20/16
Stole 6+ bases.....	(6) at Illinois State, 4/24/15
Stole 4 bases in an inning.....	3rd vs. Missouri, 5/3/11
Was hit by 6+ pitches.....	(7) vs. Dallas Baptist, 2/25/11
Drew three consecutive HBP.....	vs. Dallas Baptist, 2/25/11
Had 4+ sacrifice bunts.....	(5) at Southern Illinois, 5/10/15
Did not strike out.....	at Kansas State, 3/14/15
Hit into a triple play.....	vs. Indiana State, 5/15/09
Hit 7+ home runs.....	(7) vs. Middle Tennessee, 3/15/02
Hit 6 home runs.....	vs. Oral Roberts, 4/4/10
Hit 5 home runs.....	vs. UNI, 3/26/00
Hit 4 home runs.....	at Indiana State, 5/27/16
Hit 2 grand slams in a game.....	vs. Arkansas State, 3/22/16
Walked 10+ times.....	(11) vs. Rhode Island, 2/17/17
Was shut out.....	vs. Bradley (10-0), 5/26/16
Was shut out at home.....	vs. Evansville (1-0), 5/15/14
Was shut out in consecutive games.....	vs. Oklahoma State, 3/18/14 and at Wichita State, 3/21/14
Shut out back-to-back opponents.....	at Southern Illinois, 5/8/15 to 5/9/15
Struck out 10+ batters.....	(12) at Oral Roberts, 2/21/17
Struck out 10+ times.....	(10) vs. Kansas, 4/6/16
Was held to two or fewer hits.....	(2) vs. Dallas Baptist, 3/14/14
Hit back-to-back home runs.....	Spencer Johnson and Justin Paulsen vs. Bradley, 5/28/16
Hit three straight home runs.....	Dan Firlit, Ryan Howard, Mike Collier vs. Arkansas Tech, 2/23/00
Turned 4+ double plays.....	(4) at Texas Tech, 2/19/12
Committed 6+ errors.....	(6) at Sam Houston State, 2/28/09
Swept a doubleheader.....	at Memphis, 3/13/16
Lost both games of a doubleheader.....	at Indiana State, 4/29/16

A Missouri State Opponent

Scored 25+ runs.....	(25) Rice, 5/25/97
Scored 20-24 runs.....	(20) Georgia Tech, 2/20/10
Threw a one-hitter.....	Chris Razo, Illinois State, 4/5/13
Threw a no-hitter.....	Vince Serafini, Evansville, 5/13/00
Hit 3 home runs.....	Dylan Brown, Oklahoma State, 3/11/08
Hit 2 home runs.....	Taylor Douglas, UT Martin, 4/25/14
Hit back-to-back home runs.....	Trooper Reynolds and Chane Lynch, Dallas Baptist, 4/2/15
Hit a leadoff home run.....	Connor Panas, Canisius, 5/30/15
Hit a walk-off home run.....	Steffan Guest, UT Arlington, 2/27/10
Hit a grand slam.....	Logan Blackfan, Southern Illinois, 5/8/16
Had 4 hits in a game.....	Connor Kopach, Southern Illinois, 5/7/16
Had 5+ hits in a game.....	(5) Drew Turbin, Dallas Baptist, 4/4/15
Had 5 RBIs.....	Shane Benes, Missouri, 4/26/16
Had 6+ RBIs.....	(6) Zach Lavy, Missouri, 4/26/16
Had 4+ stolen bases in a game.....	(4) Michael Faulkner, Arkansas State, 4/4/12
Scored 10+ runs in an inning.....	Middle Tennessee (10 in 8th), 2/20/09
Scored 9 runs in an inning.....	Georgia Tech (4th), 2/20/10
Scored 8 runs in an inning.....	Northern Illinois (9th), 2/21/14
Scored 7 runs in an inning.....	Dallas Baptist (1st), 5/23/14
Had 25-29 hits.....	(25) Rice, 5/25/97
Had 20-24 hits.....	(23) Nebraska, 2/20/11
Threw a complete game.....	(9.0) Cody Tyler, Wichita State, 4/15/16
Struck out 10+ batters.....	(14) Colin Poche, Dallas Baptist, 5/13/16

MISSOURI STATE BASEBALL

Games 5-7 | MISSOURI STATE BEARS at MULE MIX CLASSIC | Feb. 24-26, 2017 | Nashville/Murfreesboro, Tenn. | KBFL 1060 AM/96.9 FM



KEITH GUTTIN Head Coach

35th Season
Alma mater: UMSL (1978)

One of the most successful baseball coaches in Missouri Valley Conference history, Keith Guttin began his MSU head coaching career in 1983, and has spent the past 34 seasons building the Bears into one of the top programs in the country. Under Guttin, the Bears have won 61 percent of their games, averaging 35 victories a year and racking up nine 40-win seasons.

Guttin, who entered the 2017 season seventh among active Division I head coaches in career victories, has been a part of the MSU baseball program as a player, assistant coach and head coach for 40 of the program's 54 years. He took the helm of Bears baseball at the start of the 1983 season, coinciding with the move of Missouri State athletics to Division I status. He inherited the reins of the program from its only previous head baseball coach, former Missouri State Director of Athletics Bill Rowe. Guttin ultimately helped stretch MSU's string of consecutive winning seasons to 32 in a row, easily the longest of any Missouri State athletics team. His 1,179 career wins are the most recorded by any head coach in the 108-year history of Missouri State athletics, and the Bears have finished in the top half of the conference race in all but four of his 34 seasons.

During Guttin's tenure, 116 Bears have signed professional contracts, including five first-round draft picks and 15 players who have advanced to the Major Leagues. Additionally, MSU has won 13 regular-season or conference tournament championships and made nine Division I NCAA Tournament appearances, including eight in the last two decades.

In 2003, Guttin led the Bears to the NCAA Division I College World Series for the first time in school history, marking the only trip to Omaha by a Division I team from the state of Missouri since 1965. He has been a conference coach of the year 10 times and was selected the American Baseball Coaches Association Division I Midwest Region Coach of the Year in 1997 and again in 2003.

Guttin's pupils have produced results off the diamond as well. Missouri State baseball players have been recognized on the Valley's all-academic team 60 times since the inception of the honor in 1992. Additionally, seven Bears have garnered academic All-America honors on 12 different occasions under Guttin, including three-time selection Brian Mahaffey.

The 2015 season will go down as one of the more memorable campaigns for Guttin, who was inducted into both the Missouri Sports Hall of Fame and Springfield Area Sports Hall of Fame this past year. He also surpassed the 1,100 career victory mark early in MSU's record-setting season en route to earning his fifth MVC Coach of the Year nod. Under Guttin's guidance, the 2015 Bears set a program record with 49 victories and were ranked as high as No. 6

(Baseball America) in the nation while sweeping the Valley's regular-season and postseason tournament titles. MSU went on to earn its ninth NCAA Division I postseason berth, sweeping the Springfield Regional at Hammons Field to advance to its second Super Regional appearance, where the Bears came up just one win shy of punching their ticket to the College World Series.

While the accomplishments of Guttin's teams on the field speak volumes about the success of his program, another dream came true in April 2004 when the Bears opened a sparkling 8,000-seat stadium just four blocks north of the Missouri State campus. The Bears finished the year ninth among NCAA Division I teams in attendance, playing only a portion of their home schedule at Hammons Field.

It was merely a coincidence that the crown jewel of the Missouri State baseball program came one year after the Bears exploded onto the national college baseball radar in the College World Series. But both events show the growth of college baseball in the Ozarks and the amount of community and administrative support the program had received in the last several years.

With the continued support of the MSU community, Guttin has led the Bears' efforts in numerous charitable endeavors, including the program's annual Price Cutter Celebrity Golf Classic, proceeds from which have been committed to Champion Athletes of the Ozarks in each of the last 20 years. MSU's popular First Pitch and Reunion Night has also been a positive force for both the Bears and a variety of local charitable organizations. The annual preseason kickoff event has benefitted entities such as the Miracle League Ball Field, Care to Learn, Boys and Girls Clubs and the Wounded Warrior Project.

The Bears have finished lower than third in the league standings just nine times since Guttin took over. Guttin directed Missouri State to six straight league titles in Mid-Continent play from 1984 through 1989. He gave MSU its first two Valley postseason tournament championships in 1996 and 1997. He was voted the MVC Coach of the Year in 1993, 2001, 2003 and 2008 and was selected the American Baseball Coaches Association Division I Midwest Region Coach of the Year in 1997 and again in 2003.

Guttin had two notable seasons as the Missouri State second baseman, coming from Mineral Area College. He earned MIAA all-conference honorable mention in 1977 as the Bears made their first NCAA Division II tournament appearance in seven years.

A University City native, Guttin finished his undergraduate degree at the University of Missouri-St. Louis in 1978, and earned his master's degree in 1984 from Truman State.

Guttin was a Missouri State assistant under Rowe from 1979 to 1981, as Missouri State won its last MIAA title and made two NCAA appearances. Guttin returned to Missouri State in 1982 after a year at Rend Lake College where he served as assistant coach to former Bear Kirk Champion as RLC claimed an Illinois JUCO sectional crown.

Guttin and his wife, Marianne, have three daughters; Lauren, Lindsey and Samantha.

GUTTIN'S COACHING RECORD

Year	Team	W-L	Pct.	Conf.	Pct.
1983	Missouri State	32-11	.744	---	---
1984	Missouri State	35-22	.614	---	---
1985	Missouri State	24-16	.600	5-3	.625
1986	Missouri State	47-14	.770	11-1	.917
1987	Missouri State	38-14	.731	7-3	.700
1988	Missouri State	41-17	.707	12-0	1.000
1989	Missouri State	41-10	.804	8-2	.800
1990	Missouri State	42-15	.737	11-0	1.000
1991	Missouri State	40-22	.645	14-10	.583
1992	Missouri State	31-23	.574	10-11	.476
1993	Missouri State	32-23	.582	14-6	.700
1994	Missouri State	31-23	.574	13-7	.650
1995	Missouri State	37-21	.638	18-13	.581
1996	Missouri State	32-25	.561	18-11	.621
1997	Missouri State	35-25	.583	16-10	.625
1998	Missouri State	32-21	.604	19-13	.594
1999	Missouri State	38-19	.667	18-11	.621
2000	Missouri State	24-33	.421	15-17	.468
2001	Missouri State	36-22	.621	22-10	.688
2002	Missouri State	43-21	.672	19-13	.594
2003	Missouri State	40-26	.606	19-11	.633
2004	Missouri State	31-28	.525	19-12	.613
2005	Missouri State	26-29	.473	10-14	.417
2006	Missouri State	33-22	.600	15-8	.652
2007	Missouri State	23-34	.404	7-17	.292
2008	Missouri State	40-17	.702	18-6	.750
2009	Missouri State	34-20	.630	17-5	.773
2010	Missouri State	21-34	.382	6-15	.286
2011	Missouri State	33-23	.589	11-9	.550
2012	Missouri State	40-22	.645	13-7	.650
2013	Missouri State	31-23	.574	12-9	.571
2014	Missouri State	26-31	.456	9-12	.429
2015	Missouri State	49-12	.803	18-3	.857
2016	Missouri State	38-21	.644	7-13	.350
2017	Missouri State	3-1	.750	0-0	.000
Totals		1,179-740	.614	377-273	.580

GUTTIN'S MILESTONE VICTORIES

Win	Date	Result (Site)
1	3/5/83	MSU 8, Indiana State 2 (Meador Park)
100	3/11/86	MSU 7, Jacksonville 5 (Jacksonville, Fla.)
200	4/16/88	MSU 4, Eastern Illinois 2 (Charleston, Ill.)
300	5/13/90	MSU 9, Eastern Illinois 2 (Chicago, Ill.)
*395	5/1/93	MSU 9, UNI 2 (Meador Park)
400	5/9/93	MSU 7, Wichita State 6 (Meador Park)
500	5/17/96	MSU 8, Wichita State 7 (Wichita, Kan.)
600	4/24/99	MSU 13, UNI 7 (Meador Park)
700	5/4/02	MSU 5, Wichita State 1 (Wichita, Kan.)
800	5/11/05	MSU 15, Kansas 6 (Hammons Field)
900	5/11/08	MSU 7, Middle Tennessee 6 (Hammons Field)
1,000	3/3/12	MSU 3, Northwestern State 2 (Natchitoches, La.)
1,100	3/17/15	MSU 10, Little Rock 3 (Hammons Field)

*Surpassed Bill Rowe for the all-time MSU record for coaching victories

GUTTIN'S CAREER HIGHLIGHTS

- Seven regular-season conference titles (1986, 1988, 1989, 1990, 2001, 2003, 2009, 2015)
- Nine conference tournament championships (1984, 1985, 1986, 1987, 1988, 1989, 1996, 1997, 2015)
- Nine NCAA Regional berths (1987, 1995, 1996, 1997, 1999, 2002, 2003, 2012, 2015)
- 2003 College World Series berth
- Mentored 28 All-Americans as head coach
- Coached 116 professional signees, including 15 Major Leaguers
 - Ryan Howard - 2005 NL Rookie of the Year and 2006 NL MVP
 - Bill Mueller - 2003 AL Batting Champion
- Coached 80 first-team all-conference selections, seven league players of the year and six league pitchers of the year
- Six-time Mid-Continent Conference Coach of the Year (1984-89)
- Five-time Missouri Valley Conference Coach of the Year (1993, 2001, 2003, 2008, 2015)
- Two-time ABCA/NCAA Regional Coach of the Year (1997, 2003)
- Missouri Sports Hall of Fame inductee (2015)

MISSOURI STATE BASEBALL

Games 5-7 | MISSOURI STATE BEARS at MULE MIX CLASSIC | Feb. 24-26, 2017 | Nashville/Murfreesboro, Tenn. | KBFL 1060 AM/96.9 FM

ALPHABETICAL ROSTER

No.	Name	Yr.	Pos.	B-T	Ht.	Wt.	Hometown (Previous School)
41	Michael Briggs	RFr.	C	R-R	6-2	217	Lee's Summit, Mo. (Archbishop O'Hara HS)
18	Matt Brown	Jr.	IF	R-R	6-2	220	St. Louis, Mo. (St. John Vianney HS/Jefferson College)
9	Jake Burger	Jr.	IF	R-R	6-2	210	Chesterfield, Mo. (CBC HS)
10	Dylan Coleman	So.	RHP	R-R	6-6	215	Potosi, Mo. (Potosi HS)
34	Hunter Dame	Fr.	RHP	R-R	6-2	210	Lebanon, Mo. (Conway HS)
23	Jack Duffy	Fr.	OF	L-R	5-10	180	Kansas City, Mo. (Staley HS)
11	Jeremy Eierman	So.	IF	R-R	6-1	205	Warsaw, Mo. (Warsaw HS)
16	Jake Fromson	Jr.	RHP	R-R	5-10	195	Lee's Summit, Mo. (Lee's Summit HS/Kansas State University)
4	Logan Geha	RFr.	C	R-R	5-10	185	Lee's Summit, Mo. (Lee's Summit West HS)
36	Kolton Gonnerman	Jr.	RHP	R-R	6-2	200	Cincinnati, Iowa (Centerville HS/Marshalltown CC)
3	Blake Graham	Sr.	OF	L-R	5-10	200	Edwardsville, Ill. (Edwardsville HS)
44	Anthony Herron, Jr.	Jr.	RHP	R-R	6-1	210	St. Charles, Mo. (Affton HS/Jefferson College)
40	Alex Jefferson	Sr.	OF/LHP	B-L	5-9	175	Normal, Ill. (Normal Community West HS)
29	Austin Knight	Jr.	RHP	R-R	6-3	205	Lebanon, Mo. (Lebanon HS)
14	Jordan Knutson	Sr.	LHP	R-L	6-0	175	Lee's Summit, Mo. (Lee's Summit HS)
21	Jake Lochner	So.	LHP	L-L	5-11	175	Sullivan, Mo. (Sullivan HS)
19	Tyler McAlister	Fr.	RHP	R-R	6-5	185	Waterloo, Ill. (Waterloo HS)
8	Aaron Meyer	Sr.	IF	L-R	6-0	180	Millstadt, Ill. (Belleville West HS)
24	Drew Millas	Fr.	C	B-R	6-2	180	Swansea, Ill. (Belleville East HS)
50	Alex Moore	Fr.	RHP	R-R	6-7	248	Mountain Grove, Mo. (Mountain Grove HS)
1	Justin Paulsen	Sr.	IF	L-R	6-0	215	Ballwin, Mo. (CBC HS/Jefferson College)
32	John Privitera	RFr.	IF	L-R	5-8	160	Lee's Summit, Mo. (Lee's Summit West HS)
43	Danny Rowley	Sr.	C	R-R	6-1	215	Durango, Colo. (Durango HS/Eastern Arizona College)
31	Landan Ruff	Jr.	OF	R-R	6-3	185	Springfield, Mo. (Parkview HS)
5	Ryan Skalnik	Jr.	IF	R-R	6-1	185	Owasso, Okla. (Verdigris HS/Northwest Mississippi CC)
7	Hunter Steinmetz	So.	OF	L-L	5-9	170	Springfield, Mo. (Parkview HS)
33	Doug Still	Jr.	LHP	L-L	6-2	205	Sikeston, Mo. (Sikeston HS/Jefferson College)
17	Justin Tallman	RFr.	RHP	R-R	6-2	190	New London, Mo. (Quincy (Ill.) Notre Dame HS)
26	Trey Turner	Jr.	OF/RHP	R-R	6-1	195	Neosho, Mo. (Neosho HS/Crowder College)
45	Ben Whetstone	RFr.	IF	L-R	6-5	220	Overland Park, Kan. (Rockhurst HS)
51	Logan Wiley*	So.	RHP	R-R	6-0	172	Springfield, Mo. (Kickapoo HS/Kansas State University)
27	Nate Witherspoon	Fr.	LHP	L-L	6-4	190	Eureka, Mo. (Eureka HS)
13	Bryan Young	Sr.	RHP	R-R	6-1	215	Kansas City, Mo. (Staley HS)

Head Coach: Keith Guttin

Assistant Coaches: Paul Evans, Nate Thompson

Volunteer Assistant Coach: Joe Lincoln

Graduate Managers: Geoff Jimenez, Matt Lawson

Student Assistant: Matt Fultz

Director of Operations: Tyler Jeske

Athletic Trainer: Jim Penkalski

ROSTER BREAKDOWN

Seniors (7): Blake Graham, Alex Jefferson, Jordan Knutson, Aaon Meyer, Justin Paulsen, Danny Rowley, Bryan Young.

Juniors (10): Matt Brown, Jake Burger, Jake Fromson, Kolton Gonnerman, Anthony Herron, Jr., Austin Knight, Landan Ruff, Ryan Skalnik, Doug Still, Trey Turner.

Sophomores (5): Dylan Coleman, Jeremy Eierman, Jake Lochner, Hunter Steinmetz, Logan Wiley.

Freshmen (11): Michael Briggs, Hunter Dame, Jack Duffy, Logan Geha, Tyler McAlister, Drew Millas, Alex Moore, John Privitera, Justin Tallman, Ben Whetstone, Nate Witherspoon.

Infielders (8): Matt Brown, Jake Burger, Jeremy Eierman, Aaron Meyer, Justin Paulsen, John Privitera, Ryan Skalnik, Ben Whetstone.

Outfielders (6): Jack Duffy, Blake Graham, Alex Jefferson, Landan Ruff, Hunter Steinmetz, Trey Turner.

Catchers (4): Michael Briggs, Logan Geha, Drew Millas, Danny Rowley.

Pitchers (15): Dylan Coleman, Hunter Dame, Jake Fromson, Kolton Gonnerman, Anthony Herron, Jr., Austin Knight, Jordan Knutson, Jake Lochner, Tyler McAlister, Alex Moore, Doug Still, Justin Tallman, Logan Wiley, Nate Witherspoon, Bryan Young.

NUMERICAL ROSTER

No.	Player	Pos.
1	Justin Paulsen	IF
3	Blake Graham	OF
4	Logan Geha	C
5	Ryan Skalnik	IF
7	Hunter Steinmetz	OF
8	Aaron Meyer	IF
9	Jake Burger	IF
10	Dylan Coleman	RHP
11	Jeremy Eierman	IF
13	Bryan Young	RHP
14	Jordan Knutson	LHP
16	Jake Fromson	RHP
17	Justin Tallman	RHP
18	Matt Brown	IF
19	Tyler McAlister	RHP
21	Jake Lochner	LHP
23	Jack Duffy	OF
24	Drew Millas	C
26	Trey Turner	OF/RHP
27	Nate Witherspoon	LHP
29	Austin Knight	RHP
31	Landan Ruff	OF
32	John Privitera	IF
33	Doug Still	LHP
34	Hunter Dame	RHP
36	Kolton Gonnerman	RHP
40	Alex Jefferson	OF/LHP
41	Michael Briggs	C
43	Danny Rowley	C
44	Anthony Herron, Jr.	RHP
45	Ben Whetstone	IF
50	Alex Moore	RHP
51	Logan Wiley	RHP

Head Coach

2 Keith Guttin

Assistant Coaches

12 Nate Thompson

28 Paul Evans

Volunteer Assistant Coach

38 Joe Lincoln

Student Assistant

25 Matt Fultz

Graduate Managers

Geoff Jimenez

Matt Lawson

Director of Operations

Tyler Jeske

Athletic Trainer

Jim Penkalski

Pronunciation Guide

Jeremy Eierman IRE • mun
Jake Fromson FRAHM • sin
Logan Geha GEE • ha
Keith Guttin rhymes with 'button'
Anthony Herron, Jr. HAIR • un
Jordan Knutson kuh • NOOT • sin
Jake Lochner LOCK • nur
Aaron Meyer MY • ur
John Privitera priv • uh • TER • uh
Danny Rowley RAW • lee
Hunter Steinmetz STINE • mits
Ben Whetstone WET • stone



MISSOURI STATE BASEBALL

Games 5-7 | MISSOURI STATE BEARS at MULE MIX CLASSIC | Feb. 24-26, 2017 | Nashville/Murfreesboro, Tenn. | KBFL 1060 AM/96.9 FM

TV/RADIO ROSTER



1 Justin Paulson
IF - Sr. - L/R
Ballwin, Mo.



3 Blake Graham
OF - Sr. - L/R
Edwardsville, Ill.



4 Logan Geha
C - R/Fr. - R/R
Lee's Summit, Mo.



5 Ryan Skalnik
IF - Jr. - R/R
Owasso, Okla.



7 Hunter Stoinmetz
OF - So. - L/L
Springfield, Mo.



8 Aaron Meyer
IF - Sr. - L/R
Millstadt, Ill.



9 Jake Burger
IF - Jr. - R/R
Chesterfield, Mo.



10 Dylan Coleman
RHP - So. - R/R
Potosi, Mo.



11 Jeremy Eierman
IF - So. - R/R
Warsaw, Mo.



13 Bryan Young
RHP - Sr. - R/R
Kansas City, Mo.



14 Jordan Knutson
RHP - Sr. - R/L
Lee's Summit, Mo.



16 Jake Fromson
RHP - Jr. - R/R
Lee's Summit, Mo.



17 Justin Tallman
RHP - R/Fr. - R/R
New London, Mo.



18 Matt Brown
IF - Jr. - R/L
St. Louis, Mo.



19 Tyler McAllister
RHP - Fr. - R/R
Waterloo, Ill.



21 Jake Lochner
LHP - So. - L/L
Sullivan, Mo.



23 Jack Duffy
OF - Fr. - L/R
Kansas City, Mo.



24 Drew Millas
C - Fr. - B/R
Swansea, Ill.



26 Trey Turner
OF/RHP - Jr. - R/R
Neosho, Mo.




27 Nate Witherspoon
LHP - Fr. - L/L
Eureka, Mo.



29 Austin Knight
RHP - Jr. - R/R
Lebanon, Mo.



31 Landon Ruff
OF - Jr. - R/R
Springfield, Mo.



32 John Privitera
IF - R/Fr. - L/R
Lee's Summit, Mo.



33 Doug Still
LHP - Jr. - L/L
Sikeston, Mo.



34 Hunter Bama
RHP - Fr. - R/R
Lebanon, Mo.



36 Koiton Connerman
RHP - Jr. - R/R
Cincinnati, Iowa



40 Alex Jefferson
OF/LHP - Sr. - B/L
Normal, Ill.



41 Michael Briggs
C - R/Fr. - R/R
Lee's Summit, Mo.



43 Danny Rowley
C - Sr. - R/R
Durango, Colo.



44 Anthony Herron, Jr.
RHP - Jr. - R/R
St. Charles, Mo.



45 Ben Whetstone
IF - R/Fr. - L/R
Overland Park, Kan.



50 Alex Moore
RHP - Fr. - R/R
Mountain Grove, Mo.



51 Logan Wiley
RHP - So. - R/R
Springfield, Mo.



2 Keith Guttin
Head Coach



12 Nate Thompson
Assistant Coach



28 Paul Evans
Assistant Coach