

MISSOURI WESTERN

Media Contacts...

Missouri Western State University
SID: Trevor Berneking
Email: tberneking@missouriwestern.edu
Office Phone: (816) 271-4257
Spratt Stadium Press Box: (816) 271-4257
 or (218) 370-1906
Internet Address: www.gogriffons.com

NW Missouri State University
SID: Phillip Dowden
Email: sid@nwmissouri.edu
Office Phone: 417-300-5248
Internet Address: www.nwmissouri.edu/
 sports

Broadcast Information:

Griffon Radio: KFEQ 680 AM with Dave Riggert (play-by-play), Bob Orf (color analyst), Kent Heier (sideline). The broadcast begins 1 hour before kickoff.

Streaming Video: Live online through gogriffons.com; www.b2livetv.com/partner_members.asp?id=289

Internet: Live audio available through gogriffons.com; www.680kfeq.com/section/view/missouri_western_griffons/89/

Live Stats: Available through Missouri Western's athletics website: http://www.gogriffons.com/xlive_FB.asp

Griffons online:

The following links are available online to follow the Griffons on the internet at www.gogriffons.com.

Audio

Missouri Western football broadcasts can be heard online by clicking the "webcasts" link under the game day tab at the top of the page.

Live Stats

Missouri Western football live stats can be found online by clicking the "Live Stats -Football" link under the game day tab. All home games will have live stats and if the host site for away games provides live stats, the link can be found in the game notes for that opponent. Missouri Western's live stats: http://www.gogriffons.com/xlive_FB.asp

Live Video

For all MIAA games, live video can be watched online through b2tv.com.



On Facebook & Twitter



facebook.com/Missouri Western Athletics



twitter.com/gogriffons



Missouri Western
(7-2, 5-2 MIAA)
GRIFFONS
 AFCA: T25th
 D2fb.com: NR
 South Central Region:
 7th

First Look

Date
 Saturday, Nov. 5
Time
 2:00 p.m. CST
Location
 St. Joseph, Mo.
Stadium
 Spratt Stadium (8,000)
Series History
 NWMSU leads 21-10
Streaks
 NWMSU has won 8 straight



NW Missouri St.
(8-1, 6-1)
BEARCATS
 AFCA: 3rd
 D2fb.com: 2nd
 South Central Region:
 3rd

Setting the scene:

The Griffons will look to extend their winning streak to six in a row this weekend when they take on the 3rd ranked Northwest Missouri State Bearcats in St. Joseph, Mo. in a huge regional game. This will be the third meeting between the two teams in the past two seasons. Both teams have been ranked in the top-25 in two of the last three meetings and are both ranked in the top 25 for this year's meeting. Western will look to snap an eight game losing streak against the Bearcats. Western fell twice last season by scores of 42-0 on September 25 in Maryville and 28-24 on November 20 in Maryville in the first round of the DII National Playoffs. The Griffons come into the contest with a 7-2 overall record and 5-2 in MIAA play. Western is 4-1 at home this season winning their last four home games after falling in the season opener against Pittsburg State. The Bearcats are 8-1 overall which includes 4-0 on the road. They beat the Missouri Southern Lions 52-21 in Joplin last weekend. The Bearcats hold a 21-10 lead in the series which includes winning the last eight meetings including the last three in St. Joseph. This will mark the first meeting between the coach Partridge and Adam Dorrel.

Griffons on Radio:

The game will be broadcasted live on KFEQ 680 AM. The game can also be heard on the internet at www.gogriffons.com by following the "webcast" link under game day. Dave Riggert will be the play-by-play voice of the Griffons and Hall of Fame broadcaster Bob Orf will be the color analyst. Kent Heier will provide sideline insight for listeners on the field. The broadcast will start approximately one hour prior to kickoff.

The Coaches:

Missouri Western head football coach Jerry Partridge is in his fifteenth season as the Griffons head coach. Partridge is 110-61 (.643) and 82-48 (.631) against MIAA opponents as the Griffons head coach and third all-time in the MIAA in victories. He led the Griffons to their first MIAA title and to two DII Playoff appearance in 2006 and 2010. He shared MIAA Coach of the Year honors in 2000 after leading the Griffons to an 8-1 MIAA record. This marks the 16th meeting in Coach Partridge's era against the Bearcats of NW Missouri State. Coach Partridge is just 2-13 in his career against NWMSU. Coach Partridge is 1-6 against the Bearcats in St. Joseph and 1-7 in Maryville against NWMSU. Western lost the last meeting with Northwest 28-24 in Maryville on November 20, 2010. The last victory for Western came on October 25, 2003 by a score of 30-27 in overtime in St. Joseph. Overall coach Partridge has guided Western to eight post season appearances with six being in the Mineral Water Bowl. Western is 0-2 in NCAA Division II playoffs and 7-4 in postseason bowl games.

Dorrel, a member of the Bearcat coaching staff since 2004, takes over a program that enters its 96th season three wins shy of 500 (497-388-33) and owns a 46-game regular season winning streak against MIAA opponents. The Bearcats have made the NCAA Division II football playoffs 13 of the last 15 seasons. As offensive coordinator, Dorrel helped lead the Bearcats to an unprecedented five straight NCAA Division II championship appearances and the program's third national title in 2009. In his seven seasons as a full-time coach at Northwest, the Bearcat football squad is 87-14 (.861) with five MIAA championships. This season Dorrel is 8-1 in his first season as the Bearcats head coach.

Last time out for the Griffons:

GRIFFONS WIN IN BOLIVAR FOR FIFTH STRAIGHT
Saturday, October 29, 2011

BOLIVAR, Mo. - It wasn't pretty, but Missouri Western football has now won five straight games, after a 31-24 win against Southwest Baptist Saturday afternoon in Bolivar. Western improved to 7-2 overall and 5-2 in conference play.

Baptist scored 13 points off Western turnovers to make it a game, but the Griffons, despite losing the turnover battle 3-0, got a gritty performance from Michael Hill on the ground to pull out the victory. Hill unofficially registered 30 carries for approximately 200 yards. Unofficially, Western recorded nine sacks with David Bass picking up four. Official statistics were not made available immediately following the game.

2011 MISSOURI WESTERN FOOTBALL SCHEDULE

Day, Date	Opponent	Time	Series/Results	Notes
Thurs., Sept. 1	* Pittsburg State	34-7 L	PSU leads 27-10	PSU snaps two game losing streak against MWSU
Sat., Sept. 10	* #12 Central Missouri	23-6 W	MWSU 14-13-1	Had seven sacks and 238 yards rushing in victory
Sat., Sept. 17	#18 (NAIA) Langston	47-0 W	MWSU 1-0	First shutout for Western since 2002
Thur., Sept. 22	* at #8 Washburn	41-20 L	MWSU leads 22-17-1	Ichabods scored 31 second half points
Sat., Oct. 1	* at Missouri Southern	35-23 W	MSSU leads 22-20	Griffons had season high 263 yards rushing
Sat., Oct. 8	* Lincoln	81-20 W	MWSU leads 3-0	Scored most points in school history 81
Sat., Oct. 15	* at Emporia State	22-16 W	MWSU leads 23-11	Won seven straight against ESU
Sat., Oct. 22	* Truman State	45-7 W	TSU leads 15-14	Gained 634 yards of offense, most since 2000
Sat. Oct. 29	at Southwest Baptist	31-24 W	MWSU leads 18-2	Western has won last 17 games
Sat. Nov. 5	* NW Missouri State	1:30 p.m.	NWMSU leads 21-10	Western has lost last eight meetings
Sat. Nov. 12	* at Fort Hays State	2 p.m.	FHSU leads 10-9-1	Western has won last six meetings



University Information

School Missouri Western State University
 Founded 1915
 Location St. Joseph, Missouri (76,197)
 Enrollment 6,296
 School Colors Black and Gold
 Nickname Griffons
 National Affiliation NCAA Division II
 Conference MIAA
 Facility Spratt Memorial Stadium (8,000)
 2010 Record 8-4
 2010 MIAA Record/Finish 6-3/Tie-3rd
 Letterwinners Returning/Lost 43/14
 Starters Returning/Lost 17/8

The Administration

President Dr. Robert A. Vartabedian
 Interim Athletics Director Dan Nicoson
 Associate AD/SWA Patsy Smith
 Assistant AD/External Relations Brett Esely
 Compliance and Academic Coordinator Eric Kramer
 Director of Development/Special Events David Lau
 Video Production Specialist Ryan Menley
 Director of Athletic Facilities Mike Halloran
 Administrative Assistant Angie Caswell

Head Coach

Head Coach Jerry Partridge
 Alma Mater Missouri Western '85
 Partridge's Office Phone 816-271-5944
 Partridge's Email partjer@missouriwestern.edu
 Partridge's Career Record 110-61 (15 years)
 Partridge's MWSU Record Same as career

Assistant Coaches

Assistant Coach Tyler Fenwick (O-Coordinator/QBs)
 Alma Mater New Mexico '99
 Fenwick's Phone 816-271-5941
 Fenwick's Email tfenwick@missouriwestern.edu
Assistant Coach Regi Trotter (D-Coordinator/DBs)
 Alma Mater Missouri Western, '00
 Trotter's Phone 816-271-4472
 Trotter's Email rtrotter@missouriwestern.edu
Assistant Coach Wes Bell (Defensive Line)
 Alma Mater Emporia State '03
 Bell's Phone 816-271-5942
 Bell's Email wbell@missouriwestern.edu
Assistant Coach Aaron Bell (Wide Receivers)
 Alma Mater Pittsburg State '03
 Bell's Phone 816-271-4499
 Bell's Email abell4@missouriwestern.edu
Assistant Coach Todd Throckmorton (Tight Ends)
 Alma Mater Missouri Western '87
 Throckmorton's Phone 816-271-4473
 Throckmorton's Email tthrock@missouriwestern.edu

Other Coaches

..... Jay White (Specialists/Equipment Manager)
 Michael Burton (Running Backs)
 Drew Newhart (Tight Ends)

Western Football History

First year of football 1970
 Total Games 454
 All-time record 243-202-9
 NCAA Division II playoff appearances 2 (2006 & 2010)
 Postseason appearances 11
 Most recent postseason game NCAA DII Playoffs
 L @ Northwest Missouri State, 28-24 on Nov. 20, 2010
 Last Non-playoff Postseason appearance Augustana (S.D.)
 won 34-21 in 2009 Mineral Water Bowl (12/5/09)
 MIAA titles 1 (2003)
 All-time MIAA Record 118-84
 All-time postseason record 7-4
 All-time NCAA postseason record 0-2
 MIAA Titles 1 (2003)
 9+ win seasons 2003, 2005, 2007 and 2009
 Most consecutive wins 7, 1981
 Most consecutive games without a loss 7, 1981
 All-time points scored 11,290
 All-time points allowed 10,275

Baptist, struck first with an early first quarter touchdown to take a 7-0 lead. The Griffons then responded with a 34-yard touchdown pass from Travis Partridge to Tarrell Downing to tie the score at 7 in the first. Western then took a 14-7 lead early in the 2nd quarter when Partridge hit Hill for a 13-yard touchdown reception.

Baptist answered with at the 8:19 mark in the 2nd with a Dan Connors 3-yard touchdown catch from Charles Johnson. Western reclaimed the lead at 2:13 with a 23-yard field goal from Greg Zuerlein, his MIAA record 13th consecutive field goal that gave the Griffons a three point lead heading into halftime.

The Bearcats tied the game at the 8:00 minute mark of the 3rd quarter with a 31-yard field goal from John Colliver. The turning point came on Western's next offensive possession, when they successfully completed two fourth down conversions. The Griffons used a fake punt on fourth and eight, when Reggie Jordan took the direct snap and ran for a first down. Three plays later, Michael Hill took a fourth and two run 48 yards to the Baptist two-yard line. Travis Partridge finished the drive with a two yard touchdown run to put Western up 24-17.

The Griffons added another score at the 13:19 mark of the 4th quarter, with a Dominic Thomas 6-yard touchdown run to make it a 31-17 game. Baptist answered with a 20-yard touchdown from Marcus Sullivan at 9:53 to pull to within a touchdown, but the Griffons ran out the clock. Southwest Baptist fell to 6-3 on the season and will join Western in the MIAA beginning in 2012.



**HILL AND BASS RECEIVE WEEKLY MIAA FOOTBALL HONORS
 Monday, October 31, 2011**

KANSAS CITY, Mo. – Missouri Western football players Michael Hill and David Bass receive weekly MIAA honors for their performances in last week's 31-24 victory over the Southwest Baptist Bearcats. Hill a redshirt junior running back received MIAA Offensive Player of the Week for the first time in his career while Bass a redshirt junior defensive end received MIAA Defensive Player of the Week for the second time this season.

**MIAA OFFENSIVE PLAYER OF THE WEEK
 Michael Hill, RB, Missouri Western**

Hill had another outstanding game for the Griffons accumulating 297 all-purpose yards, which includes a career best 246 on a career high 41 carries. Hill's 41 carries breaks the Griffons single-game record which was 40 by three different players. The last to do it was Derrick Pitts vs. Central Missouri in 2003. Hill was just 37 yards shy of tying the career-high for yards in a game, which is 283 by Tony Williams vs. Missouri-Rolla in 1996. The Griffons improved to 5-0 when rushing for over 200 yards in a game finishing with 356 against the Bearcats. Western also finished with over 500 yards of total offense for the second consecutive week. The

junior from St. Joseph, Mo., gave the Griffons a 14-7 lead early in the second quarter catching a 13-yard pass from Travis Partridge. He led the Griffons with four catches for 51 yards and a touchdown. Hill is just 23 yards shy of 1,000 yards on the season. He is averaging 5.2 yards per carry.

Others Nominated: Lavance Taylor, UCM; Adrian Abner, ESU; DeJuan Beard, WU.

MIAA DEFENSIVE PLAYER OF THE WEEK

David Bass, DE, Missouri Western

Bass continues to dominate opposing offensive lines as he tied the single game record for sacks in a game for the second time this season with four against the Bearcats. The junior from St. Louis, Mo., had six tackles with five being for a loss of 19 yards. Bass is just one tackle for a loss away from tying the single season record. He has 17.5 with two games to play. Eric McDowell has the record with 18.5 in 2003. He also has 13 sacks on the season which is two behind McDowell's 15 which he set in 2003 as well. Bass is three sacks away from breaking the career record for sacks. Bass has 27.5 while the leader Kinney Redding has 30.5, which was set from 1974-77. Bass helped the Griffons hold a team under 100 yards rushing for the third time this season, allowing the Bearcats just 44.

Others Nominated: Devin King, UCM; Wayne Burgess, ESU; Herman Hopson, LU; Marty Pfannenstiel, WU.

**Series history with NW Missouri State University
 NWMSU leads 21-10 (MWSU has won last 8)**

Series History

11/20/10	at NWMSU 28, MWSU 24	1
10/02/10	at NWMSU 42, MWSU 0	
10/03/09	NWMSU 49, at MWSU 35	
09/13/08	at NWMSU 42, MWSU 35	
09/15/07	NWMSU 44, at MWSU 20	
09/23/06	at NWMSU 24, MWSU 21	
09/17/05	NWMSU 31, at MWSU 21	
10/16/04	at NWMSU 31, MWSU 13	
10/25/03	at MWSU 30, NWMSU 27	OT
11/09/02	NWMSU 13, at MWSU 10	
11/03/01	at MWSU 37, at NWMSU 30	
10/07/00	at NWMSU 46, MWSU 27	
10/09/99	NWMSU 38, at MWSU 34	
09/26/98	at NWMSU 45, MWSU 32	
09/27/97	NWMSU 52, at MWSU 13	
10/19/96	at NWMSU 31, MWSU 24	
10/14/95	at MWSU 24, NWMSU 20	
09/17/94	MWSU 20, at NWMSU 0	
11/13/93	MWSU 21, at NWMSU 14	
10/24/92	at NWMSU 43, MWSU 26	
10/26/91	NWMSU 49, at MWSU 26	
09/01/90	MWSU 27, at NWMSU 25	*
09/02/89	NWMSU 45, at MWSU 29	*
09/17/88	MWSU 27, at NWMSU 26	
09/19/87	NWMSU 20, at MWSU 17	
09/20/86	MWSU 27, at NWMSU 26	
09/21/85	NWMSU 24, at MWSU 18	
09/22/84	at NWMSU 30, MWSU 27	
09/17/83	NWMSU 19, at MWSU 9	
09/18/82	MWSU 17, at NWMSU 14	
09/19/81	at MWSU 20, NWMSU 8	

* Season Opener
 † NCAA Division II Playoff Game

Overall

- NWMSU leads series 21-10
- **In St. Joseph, Mo.**
NWMSU leads 11-3
- **In Maryville, Mo.**
NWMSU leads 10-7
- **Longest MWSU winning streak**
3 games twice - 1993-1995
- **Longest NWMSU winning streak**
8 games - 2004-present
- **Largest MWSU margin of victory**
20 in 1994 (MWSU 20, at NWMSU 0)
- **Largest NWMSU margin of victory**
42 in 2010 (at NWMSU 42, MWSU 0)
- **Most points scored by MWSU**
37, NWMSU 30 in 2001
- **Most points scored by NWMSU**
52, MWSU 13 in 1997
- **Last MWSU win**
at MWSU 30, NWMSU 27 OT in 2003
- **Last MWSU win in St. Joseph**
at MWSU 30, NWMSU 27 OT in 2003
- **Last MWSU win in Maryville**
MWSU 37, at NWMSU 30 in 2001
- **Last NWMSU win**
at NWMSU 28, MWSU 24 in 2010
- **Last NWMSU win in Maryville**
at NWMSU 28, MWSU 24 in 2010
- **Last NWMSU win in St. Joseph**
NWMSU 49, at MWSU 35 in 2009

Thursday, September 1	
*PSU @ MWSU	34-7 PSU
WU @ Sioux Falls (S.D.)	33-17 WU
*MSSU @ UCM	42-24 UCM
*ESU @ FHSU	27-17 FHSU
*NWMSU @ TSU	65-3 NWMSU
Saturday, September 3	
Avila @ LU	35-3 LU
Thursday, September 8	
*LU @ WU (MIAA Network)	66-26 WU
Saturday, September 10	
*FHSU @ TSU	36-31 TSU
*UCM @ MWSU (MIAA Network)	23-6 MWSU
Sioux Falls @ NWMSU	52-17 NWMSU
*ESU @ PSU	38-14 PSU
Saturday, September 17	
*UCM @ ESU	45-38 UCM
*NWMSU @ LU	73-7 NWMSU
*WU @ MSSU	30-14 WU
Southwest Baptist @ FHSU	30-28 SBU
*PSU @ TSU	27-26 PSU
Langston (Okla.) @ MWSU	47-0 MWSU
Thursday, September 22	
*MWSU @ WU	41-20 WU
Saturday, September 24	
*MSSU vs. LU (St. Louis, Mo.)	56-14 MSSU
Langston (Okla.) @ ESU	35-7 ESU
*FHSU @ NWMSU	70-17 NWMSU
*TSU @ UCM (MIAA Network)	54-30 UCM
William Jewell @ PSU	49-7 PSU
Saturday, October 1	
*WU @ ESU	31-17 WU
Arkansas Tech @ UCM	42-16 UCM
TSU @ McKendree (Ill.)	25-10 TSU
*FHSU @ LU (HC)	24-21 FHSU
*MWSU @ MSSU (HC)	35-23 MWSU
*PSU @ NWMSU (Fall Classic X - MIAA Network)	38-35 NWMSU
Saturday, October 8	
*MSSU @ ESU	31-24 ESU
*NWMSU @ UCM (HC)	38-20 NWMSU
*WU @ TSU (MIAA Network)	42-14 TSU
*LU @ MWSU	81-20 MWSU
*PSU @ FHSU	38-17 PSU
Saturday, October 15	
*MWSU @ ESU	22-16 MWSU
*TSU @ MSSU	24-17 MSSU
Eastern New Mexico @ NWMSU	65-20 NWMSU
Central Oklahoma @ WU	48-3 WU
*LU @ PSU (HC)	69-6 PSU
*UCM @ FHSU (MIAA Network)	35-7 UCM
Saturday, October 22	
*PSU @ UCM	38-17 PSU
*TSU @ MWSU	45-7 MWSU
*ESU @ LU	52-23 ESU
FHSU @ Central Oklahoma	38-21 FHSU
Southwest Baptist @ MSSU (MIAA Network)	68-28 MSSU
*WU @ NWMSU (HC)	52-28 NWMSU
Saturday, October 29	
*FHSU @ WU (HC)	45-20 WU
*UCM @ LU	49-6 UCM
*TSU @ ESU (MIAA Network)	52-18 ESU
*NWMSU @ MSSU	52-21 NWMSU
MWSU @ Southwest Baptist	31-24 MWSU
Saturday, November 5	
*LU @ TSU	1 p.m.
UCM @ Lindenwood	1:30 p.m.
ESU @ Southwest Baptist	1:30 p.m.
*NWMSU @ MWSU	1:30 p.m.
*MSSU @ FHSU	2 p.m.
*WU @ PSU	2 p.m.
Saturday, November 12	
*UCM @ WU	1 p.m.
*ESU @ NWMSU	1 p.m.
TSU @ Southwest Baptist	1:30 p.m.
*MWSU @ FHSU	2 p.m.
*MSSU @ PSU	2 p.m.

2011 Standings - Week 10

Standings	Conference	Pct.	PF	PA	Overall	Pct.	PF	PA	Home	Away	Neutral	Streak
Pittsburg State	7-0	1.000	282	122	8-0	1.000	331	129	3-0	4-0	1-0	Won 8
Northwest Missouri	6-1	0.857	385	134	8-1	0.889	502	171	4-0	4-0	0-1	Won 4
Washburn	6-1	0.857	283	163	8-1	0.889	364	183	4-0	4-1	0-0	Won 1
Missouri Western	5-2	0.714	233	147	7-2	0.778	311	171	4-1	3-1	0-0	Won 5
Central Missouri	5-3	0.625	268	204	6-3	0.667	310	220	3-2	3-1	0-0	Won 1
Emporia State	3-5	0.375	237	228	4-5	0.444	272	235	3-2	1-3	0-0	Won 2
Missouri Southern	2-5	0.286	186	221	3-5	0.375	254	249	2-2	0-3	1-0	Lost 1
Fort Hays State	2-5	0.286	143	262	3-6	0.333	209	313	1-3	2-3	0-0	Lost 1
Truman	1-7	0.125	151	340	2-7	0.222	176	350	1-3	1-4	0-0	Lost 4
Lincoln	0-8	0.000	123	470	1-8	0.111	158	473	1-4	0-3	0-1	Lost 8

GAME STORY LINES

GAME CENTER: MISSOURI WESTERN vs. NW Missouri State University

Date/Time: Saturday, Nov. 5 at 2:00 p.m.

Location: St. Joseph, Mo. - Spratt Stadium (8,000)

Television: MIAA Game of the Week - Broadcast Channels

KSMO-TV (Kansas City) available to 100% of the KC market. It is broadcast (over the air) on channel 62 and it is found on most cable systems (Time Warner, Comcast, etc.) on Channel 10.

Eagle Cable (western Kansas) -- Channel 15

Cox KS Cable system -- Channel 22

Suddenlink (St. Joseph and Maryville) -- Channel 8 (Maryville), Channel 64 (St. Joseph)

Mediacom (Columbia, Jefferson City, Springfield, etc.) -- Channel 22

Internet: http://www.680kfeq.com/section/view/missouri_western_griffons/89/

Radio: AM 680 KFEQ and online at gogriffons.com

The Series: Missouri Western trails the all-time series 10-21.

Series Notes: Northwest has won 8 games in the series.

South Central Regional Rankings

GRIFFONS REMAIN IN 7TH IN SOUTH CENTRAL REGION POLL

KANSAS CITY, Mo. -- Pittsburg State, Northwest Missouri, Washburn, Missouri Western and Central Missouri

represent the MIAA in the latest regional football rankings, released Monday by the NCAA Division II Football

Committee. Pitt State is up to No. 1 in the region, while Northwest (No. 3), Washburn (No. 4), Western (No. 7) and Central (No. 10) remain in the same position as a week ago.

SUPER REGION FOUR - Week 2

1	Pittsburg State	8-0	8-0
2	Midwestern State	8-0	8-0
3	Northwest Missouri	7-1	8-1
4	Washburn	7-1	8-1
5	Abilene Christian	6-1	6-2
6	West Texas A&M	6-2	6-2
7	Missouri Western	6-2	7-2
8	Ouachita Baptist	6-2	6-2
9	Humboldt State	6-1	7-1
10	Central Missouri	6-3	6-3

The top 10 teams by super regional are listed along with their overall record and their Division II won-lost record through games of October 22, 2011.

About Northwest Missouri State

The Bearcats enter Saturday's game at No. 3 in the AFCA after holding a spot at every position in the poll except Nos 5, 9, and 10. Northwest continues to lead the nation in scoring at 55.78 points per game. The MIAA record for scoring averaging in a season was set by Pitt State in 2004 (55.8) who through eight games averaged 67.3 ppg. However, Grand Valley set the NCAA record for scoring in 2001 at 58.4 ppg, and ironically through eight games was averaging 56.25 ppg. The Bearcats are second in the nation in total offense averaging 532.89 yards per game. They are also second in the nation in passing efficiency at 183.27.

Individually James Franklin is 56th in the nation averaging 81.11 yards per game which is sixth in the MIAA. Jordan Simmons is T-7th in the nation in scoring averaging 10.67 per game which ranks him 1st in the MIAA. Todd Aldoff is 13th with 9.78 while James Franklin is T-18th with 9.33. Those numbers rank them third and fifth in the MIAA. Jordan Simmons is also first in the MIAA averaging 143.89 yards per contest.

Last Time Out for Northwest Missouri State

Bearcats tame Lions 52-21

JOPLIN, Mo. – It took the fourth-ranked Northwest Missouri State Bearcats almost three quarters to get rolling, but jumped on Missouri Southern to take a 52-21 MIAA win at Fred G. Hughes Stadium Saturday afternoon.

Northwest improved to 8-1 overall and 5-1 in league action in a game that was much tougher than the final score reflected on the scoreboard. The Lions fell to 3-5 overall and 2-5 in the MIAA as the Bearcats reached the 50-point plateau for the seventh time this season.

The Bearcats took a touchdown lead into the half as they were held out of the end zone when Blake Christopher threw only his second interception of the year. Maurlon Bembry picked off the pass attempt to Jake Soy in the corner of the end zone for the Lions second take-away of the half.

MSSU pulled within 14-7 before the pick when Demon Haire recovered a Bearcat fumble in the end zone with just over two minutes left in the half.

Both teams struggled through sloppy play in the third quarter before the Bearcats stole the momentum when Bryce Enyard picked off a Lions pass and returned it 49 yards to the MSSU 18-yard line setting up a Todd Adolf field goal. It was Enyard's fourth pick of the year after he had intercepted Collin Howard's pass on the previous play, but a roughing the passer penalty gave the Lions a first down and a second opportunity.

A 40-yard field goal from Adolf and a two-yard MSSU touchdown plunge pulled the Lions back within three, but that would be all the Lions could muster as the Bearcats took the game over. Jordan Simmons returned the ensuing kickoff 98-yards shifting the tide back to the Northwest sideline closing out the third quarter.

Simmons would score one final time for this third touchdown of the game as he raced 34 yards down the sideline sealing a Bearcat victory. His two second half touchdowns would be sandwiched by a 4 yard touchdown pass to Kyle Kilgore from Trevor Adams and a blocked punt recovered by David Mosley in the end zone.

Simmons finished with a game high 92 yards on 11 carries and three scores.

Blake Christopher finished 12 of 23 for 105 yards passing and added another 33 yards on the ground before being forced out of the game with a leg injury. Christopher rushed for two first half touchdowns as well.

Adams completed all three pass attempts for 26 yards and one touchdown.

The Bearcats used a balanced attack with 298 yards of total offense while the Lions finished with 302 yards. However the Bearcats, who are in the top 10 in the nation in turnover margin, used three take a ways and four sacks to slow the MSSU offense.

Missouri Western vs. NW Missouri State

Statistical Analysis (stats from 2011 season)

	MWSU	NWMSU
SCORING	311	520
Points Per Game	34.6	55.8
FIRST DOWNS	170	215
Rushing	97	100
Passing	56	107
Penalty	17	8
RUSHING YARDAGE	2123	2003
Yards gained rushing	2423	2178
Yards lost rushing	300	175
Rushing Attempts	382	362
Average Per Rush	5.6	5.5
Average Per Game	235.9	222.6
TDs Rushing	18	36
PASSING YARDAGE	1557	2709
Comp-Att-Int	230-127-10	178-263-8
Average Per Pass	6.8	10.3
Average Per Catch	12.3	15.2
Average Per Game	173.0	301.0
TDs Passing	15	28
TOTAL OFFENSE	3680	4712
Total Plays	612	625
Average Per Play	6.0	7.5
Average Per Game	408.9	523.6
KICK RETURNS: #-Yards	35-707	31-796
PUNT RETURNS: #-Yards	19-265	18-180
INT RETURNS: #-Yards	17-214	13-240
KICK RETURN AVERAGE	20.2	25.7
PUNT RETURN AVERAGE	13.9	10.0
INT RETURN AVERAGE	12.6	18.5
FUMBLES-LOST	15-9	9-5
PNALTIES-Yards	71-733	62-584
Average Per Game	81.4	64.5
PUNTS-Yards	35-1477	25-961
Average Per Punt	42.2	38.4
Net punt average	35.0	36.7
TIME OF POSSESSION/Game	29:12	28:44
3RD-DOWN Conversions	46/126	56/105
3rd-Down Pct	37%	53%
4TH-DOWN Conversions	7/13	7/10
4th-Down Pct	54%	70%
SACKS BY-Yards	33-190	17-82
FIELD GOALS-ATTEMPTS	20-21	7-9
ON-SIDE KICKS	0-1	0-0
RED-ZONE SCORES	(33-37) 89%	(42-51) 81%
RED-ZONE TOUCHDOWNS	(19-37) 51%	(39-51) 76%
PAT-ATTEMPTS	(33-34) 97%	(67-68) 99%

Missouri Western Starting Quarterback Records under Jerry Partridge (by wins)

Name	Year(s)	Starts	W	L	Pct.
Drew Newhart	2007-10	47	32	15	.681
Kasey Waterman	1998-01	45	28	17	.622
Michael Burton	2005-06	17	14	3	.823
Michael Cooper	2002-04	24	13	11	.542
Travis Partridge	2011	9	7	2	.778
Kyle Westerberg	2003-04	10	7	3	.700
Matt Landess	2006	7	4	3	.571
Jerel Posy	1997	9	4	5	.444
Ceric Willimas	1997	2	1	1	.500
Barron Bradshaw	2007	1	0	1	.000

Griffons in 2011 When....

At home	4-1
On the road	3-1
Neutral Site	0-0
Against MIAA opponents	5-2
Against non-conference opponents	2-0
On natural grass	1-0
On artificial turf	5-2
In day games	1-0
In home day games	2-0
In road day games	2-0
Neutral Site day games	0-0
In night games	2-1
In road night games	0-1
In home night games	2-1
In September	2-2
In October	5-0
In November	0-0
In December	0-0
Leading after 1st quarter	5-0
Leading after 2nd quarter	7-1
Leading after 3rd quarter	8-0
Tied after 1st quarter	1-0
Tied after 2nd quarter	0-0
Tied after 3rd quarter	0-0
Trailing after 1st quarter	1-2
Trailing after 2nd quarter	0-1
Trailing after 3rd quarter	0-2
In overtime	0-0
MWSU scores first	5-0
Opponent scores first	2-2
MWSU has the first possession	2-2
Opponent has the first possession	5-0
MWSU scores 0-10 points	0-1
MWSU scores 11-20 points	0-1
MWSU scores 21-30 points	2-0
MWSU scores 31-40 points	2-0
MWSU scores 41-50 points	2-0
MWSU scores 50-plus points	2-0
Opponent scores 0-10 points	2-0
Opponent scores 11-20 points	2-0
Opponent scores 21-30 points	2-0
Opponent scores 31-40 points	0-1
Opponent scores 41-50 points	0-1
Opponent scores 50-plus points	0-0
MWSU has over 200 yards rushing	6-0
MWSU has less than 200 yards rushing	1-2
Opponent has over 200 yards rushing	1-0
Opponent has less than 200 yards rushing	6-2
MWSU has over 200 yards passing	3-0
MWSU has less than 200 yards passing	4-2
Opponent has over 200 yards passing	4-1
Opponent has less than 200 yards passing	3-1
MWSU gains 0-100 net yards	0-0
MWSU gains 101-200 net yards	0-1
MWSU gains 201-300 net yards	0-1
MWSU gains 301-400 net yards	3-0
MWSU gains 401-500 net yards	3-0
MWSU gains 501-plus net yards	1-0
Opponent gains 0-100 net yards	0-0
Opponent gains 101-200 net yards	1-0
Opponent gains 201-300 net yards	3-0
Opponent gains 301-400 net yards	2-1
Opponent gains 401-500 net yards	1-1
Opponent gains 501-plus net yards	0-0
MWSU commits 0-5 penalties	1-0
MWSU commits 6-10 penalties	5-2
MWSU commits 10-plus penalties	1-0
Opponent commits 0-5 penalties	3-2
Opponent commits 6-10 penalties	4-0
Opponent commits 10-plus penalties	0-0
MWSU leads in time of possession	6-1
MWSU trails in time of possession	1-1

Series Notes

This marks the 32nd meeting between the two schools and third time in two years. The Bearcats hold a 21-10 advantage in the series. Northwest has won 14 of the last 16 meetings which includes the last eight. The Bearcats have won 10 of the 17 meetings in Maryville and 11 of the last 14 meetings in St. Joseph. The last time the Griffons defeated the Bearcats was on October 25, 2003 by a score of 30-27 in overtime in Spratt Stadium. The last victory in Maryville came in 2001 by a score of 37-30 on November 3, 2001.

The Bearcats are in the midst of their longest winning streak in the series. Western's longest winning streak was from 1993-1995. The largest margin of victory for the Griffons was in 1994 when they won 20-0 in Maryville. The largest margin of victory for the Bearcats was this season when they defeated the Griffons 42-0 on October 3 in Maryville.

Coach Partridge is 2-13 all time against the Bearcats. Coach Partridge is just 1-6 in St. Joseph and 1-7 in Maryville. This marks the 1st meeting between Partridge and coach Adam Dorrel.

Western has scored 20 or more points against the Bearcats in six of the last seven meetings but the Bearcats have scored 24 or more in all seven of those meetings which includes over 40 in four of the last five meetings.

Coach Partridge is 1-2 in November against Northwest which includes last seasons 28-24 loss in the DII playoffs. His only victory was on November 3 at Northwest by a score of 37-30.

vs. Northwest when the Bearcats are ranked

The Griffons are just 2-14 since 1990 against the Bearcats when Northwest is ranked in the top-25. They are 1-6 at home against Northwest and 1-8 on the road. Under Partridge the Griffons are 1-13 against Northwest when the Bearcats are ranked. they are 1-6 at home and 0-7 on the road. Their lone victory under Partridge came on October 25 when the Griffons defeated the Bearcats 30-27 in overtime in St. Joseph.

vs. Northwest when the Griffons are ranked

Since 1990 the Griffons are 0-3 when they are ranked against the Bearcats. Western is 0-1 at home and 0-2 on the road. Last season the Griffons were ranked 8th in the regular season when they fell 42-0 in Maryville. Western's first meeting with Northwest when they both were ranked was in 2006 when they were 16th and the Bearcats were 2nd. Western fell 24-21 in Maryville, Mo. on September 23.

Western against Ranked Opponents

Western is 19-35 against DII ranked opponents after defeating 12th ranked Central Missouri 23-6 on September 10 in Spratt Stadium. Under head coach Jerry Partridge the Griffons are 15-28 against ranked opponents as their previous victory came last season in a 36-33 victory against Washburn University who was ranked 15th at the time.

Western against ranked opponents at home

The Griffons are 11-13 under Partridge at home against ranked opponents after last weeks victory over the Mules. The previous victory at home against a ranked opponent was on September 19, 2009 when they beat #22 Washburn University by a score of 37-34 on a 53 yard field goal by Brad Beckwith giving the Griffons the victory.

Western against ranked opponents on the road Under Partridge

Western is 4-15 under coach Partridge on the road against ranked opponents. Western's last victory on the road came last season in Washburn by a score of 36-33 on September 18, 2010. The Griffons first victory against a ranked opponent under Partridge on the road was on October 2, 2004 when they defeated 16th ranked Central Missouri 49-44.

Griffons in TV Games Under Partridge

Western is 2-4 under Partridge after their victory three weeks ago over the Mules in television games. Western is 1-1 this season after their loss to Washburn. Last season the Griffons went 1-1 in television games defeating Pittsburg State 42-24 on September 25 in St. Joseph and falling 42-0 against Northwest Missouri State on October 2. Western fell at 10th ranked Pittsburg State 21-14 back on November 6, 1997 and to #18 Emporia State on October 8, 1998 by a score of 42-34 in St. Joseph, Mo. Western is 0-1 in nationally televised games falling to Washburn earlier this season.

Getting to the Quarterback

As a team the Griffons rank 7th in the nation in sacks per game at 3.56. They ranked second in the MIAA with Missouri Southern leading the way with 3.63. Individually David Bass is 2nd in the nation in sacks per game with 1.44 and is first in the MIAA. He has 13 sacks on the year.

Defensive Pass Success

The Griffons are outstanding in pass coverage as they are 16th in the NCAA in Pass Efficiency Defense and second in the MIAA. Jeremy Weston and Shane Simpson are tied for 33rd in the nation and 6th in the MIAA averaging .44 interceptions per game.

Rushing Attack

The Griffons are a perfect 6-0 this season when they rush for over 200 yards as a team. The Griffons are 13th in the nation in rushing offense averaging 235.89 yards per game which puts them second in the MIAA. Individually Michael Hill is 19th in the nation averaging 108.56 yards per game which puts him 1st in the MIAA.

Kicking Game

Junior punter Scott Groner is 11th in the nation in punting average at 42.20 yards per punt and is third in the MIAA. Senior place kicker Greg Zuerlein is 1st in the nation in field goals per game at 2.14 and 10th in Scoring averaging 10.29 points per game.

Griffon Football History

Western is 243-202-9 in their 42nd year of Griffon football.

A win for Western would

Lift the Griffons to 244-202-9 in their football history...lift the Griffons to 11-21 all-time against the Bearcats and 3-11 in St. Joseph...give Western its 6th straight victory on the season...snap an eight game winning streak by the Bearcats...lift Partridge to 3-13 against NWMSU and 2-6 in St. Joseph...lift Partridge to 1-1 in St. Joseph in November against NWMSU and to 1-3 in November against NWMSU...give Travis Partridge a 1-0 record against Northwest as the starting quarterback.

A loss for Western would

Drop the Griffons to 243-203-9 in their football history...drop Partridge to 2-14 against the Bearcats...extend the losing streak to nine against Northwest and to four in St. Joseph...drop Western to 10-22 against NWMSU...drop Western to 3-12 in St. Joseph.. drop Partridge to 0-4 in November against NWMSU...drop Travis Partridge to 7-3 in ten starts as the Griffons starting quarterback.

The Griffons in the polls

Western is in a tie for 25th in this weeks AFCA top-25 coaches poll. They are still out of the D2Football.com poll. The Griffons were ranked 4th in both the MIAA Preseason Coaches and Media Polls. Western is ranked 7th in the latest South Central Regional poll.

2011 MIAA Preseason Media Poll

2011 MIAA Preseason Coaches Poll

1. Northwest Missouri State (7) - 78 pts.
2. Washburn (3) - 71 pts.
3. Central Missouri - 65 pts.
4. **Missouri Western - 58 pts.**
5. Pittsburg State - 51 pts.
6. Missouri Southern - 34 pts.
7. Emporia State - 33 pts.
8. Truman State - 32 pts.
9. Fort Hays State - 19 pts.
10. Lincoln - 9 pts.

1. Northwest Missouri State (23) - 333 pts.
2. Washburn (7) - 305 pts.
3. Central Missouri - (5) 281 pts.
4. **Missouri Western - 252 pts.**
5. Pittsburg State - 219 pts.
6. Missouri Southern - 159 pts.
7. Emporia State - 136 pts.
8. Truman State - 112 pts.
9. Fort Hays State - 92 pts.
10. Lincoln - 36 pts.

Post season under Coach Partridge

The Griffons have made a postseason appearance seven of the last eight years with five of those being in the Mineral Water Bowl (2003, 2005, 2007, 2008 and 2009). Western made its first ever playoff appearance in 2006 against Midwestern State in Wichita Falls, Texas. Last season Western made their second ever playoff appearance against Northwest Missouri State in Maryville, Mo.

Griffons on Nov. 5th

Since the 1970 season, the Griffons are 5-0 overall on November 5th. The Griffons are 4-0 at home and 1-0 on the road. Coach Partridge's only contest on November 5th came in 2005 when he defeated the 5th ranked Washburn Ichabods 28-21.

In November Under Partridge

In November under Partridge the Griffons are 19-10 since 1997. Western is 13-2 at home in November and 6-8 on the road. The Griffons are 1-2 against the Bearcats under Partridge with their only victory coming in Maryville.

Climbing The Record Books

Griffon junior running back Michael Hill keeps climbing the record book in the rushing category. Hill sits in 6th all-time with 2,473 yards in his career. He is 130 yards out of fifth and 923 yards out of first. He is fourth all-time in carries with 541 just one behind Rodney Stephenson and 152 behind Thomas Hodges for first. In the receiving category Adam Clausen is 15th in receiving yards with 1,336. He is 134 yards out of 13th and 1,588 out of first.

Defensively David Bass is climbing the record books as well. Bass has 17.5 tackles for a loss this season which is just one behind Eric McDowell's single season record of 18.5 in 2003. He has 13 sacks on the year which is two back of McDowell's record of 15 set in 2003 and he has 27.5 sacks in his career which is three behind Kinney Redding 30.5 which he set during the stretch of 1974-1977. He is 12.5 tackles for a loss away from tying Michael Cobbins 50 which was set between 2002-2006.

Up Next

The Griffons will take on their final MIAA opponent of the season on Saturday, November 12 when they travel to Hays, Kan. to take on the Fort Hays State Tigers. Kickoff is set for 2:00 pm.

Career Leaders

Rushing Yards

Name	Years	Att.	TDs	Yards
1. Tony Williams	1994-97	567	34	3,396
2. Thomas Hodges	2007-10	693	27	2,988
3. Jeremiah White	2005-06	534	20	2,973
4. Rodney Stephenson	1978-81	542	27	2,780
5. Dess Douglas	1993-94	472	26	2,603
6. Michael Hill	2009-pre.	541	14	2,473
7. Mike Connaker	1998-01	476	17	2,290
8. Derrick Pitts	2000-03	520	18	2,248
9. Steve Sullivan	1988-89	375	15	1,866
10. Joe Reid	1988-91	517	19	1,777
11. Bubba Hopkins	1975-76	361	22	1,711
12. Dameon Kazee	1991-92	315	11	1,633
13. Troyce Gill	1989-91	330	15	1,608
14. Jeff Holland	1983-85	410	12	1,603
15. Jay Randall	1975-77	327	14	1,583

Passing

Name	Years	Att.	Comp.	Yards	Int.	TDs
1. Drew Newhart	2007-10	1,348	817	10,691	48	95
2. Kasey Waterman	1998-01	1,303	730	10,025	58	98
3. Bob Heimbaugh	1972-75	723	305	4,603	47	25
4. Mark Ramstack	1991-92	525	287	4,210	17	38
5. Michael Cooper	2000-04	656	329	3,928	29	33
6. Joe Reid	1988-91	551	268	3,668	26	31
7. Joe Holder	1982-83	520	229	3,313	35	16
8. Michael Burton	2002-06	452	228	3,151	17	27
9. Mike Solomon	1976-79	324	162	2,670	19	29
10. Bill Johnson	1976-77	418	183	2,651	34	21
11. Kyle Westerberg	2002-04	356	175	2,355	10	17
12. Greg Feters	1979-81	284	127	2,272	15	22
13. Richard Lowery	1994-95	336	168	2,196	13	19
14. Rob VanderLinden	1985-88	413	176	2,131	29	13

Pass Receiving (by yards)

Name	Years	Rec	Yards	TDs
1. Jerris Evans	1998-01	200	2,925	28
2. Tim Hoskins	1978-81	124	2,795	43
3. Cedric Houston	2007-09	131	2,485	33
4. Terren Adams	1991-93	127	2,408	26
5. Andrew Mead	2006-10	180	2,335	25
6. Adam Ziesel	1999-02	140	2,154	22
7. Jarrett Brooks	2003-06	133	2,099	21
8. Eric Hoskins	1984-87	109	1,938	16
9. Joe Henry	1975-76	88	1,676	13
10. Brandon Burnside	1997-99	89	1,665	18
11. Pat Casey	1976-79	74	1,630	17
12. Zack Workman	1970-73	101	1,607	11
13. Eric Bruder	1982-85	107	1,471	3
14. Marc Lewis	1978-81	76	1,439	7
15. Adam Clausen	2007-pre.	104	1,336	15

Points

Name	Years	TD	FG	E1	E2	Points
1. Tim Hoskins	1978-81	46	0-0	0-0	1	278
2. Dustin Strickler	2005-08	0	40-53	122-130	0	242
3. Cedric Houston	2007-09	36	0-0	0-0	0	216
4. Tony Williams	1994-97	34	0-0	0-0	0	204
5. Jerris Evans	1998-02	31	0-0	0-0	2	190
6. Brad Beckwith	2006-10	0	29	95-101	0	182
7. Thomas Hodges	2007-10	29	0-0	0-0	0	174
8. Dess Douglas	1993-94	29	0-0	0-1	0	174
9. Rodney Stephenson	1978-81	28	0-0	0-0	2	172
10. Jerrett Brooks	2003-06	27	0-0	0-0	0	162
11. Terren Adams	1991-92	27	0-0	0-0	0	162
12. Bill Wolfe	1986-89	0	28-42	78-85	0	162
13. Eric Bruder	1982-85	3	24-50	70-78	1	162
14. John Fisher	1993-95	25	0-0	0-0	1	152
15. Andrew Mead	2006-10	25	0-0	0-0	0	150
16. Adam Ziesel	1999-02	24	0-0	0-0	1	146
17. Bubba Hopkins	1975-76	22	0-0	0-0	4	140



Head Coach Jerry Partridge

15th season at Missouri Western • 110-61

On, September 30, 2006, Jerry Partridge became the winningest football coach in Missouri Western history as the Griffons defeated Truman State University, 38-13. Partridge won his 100th career game on October 9, 2010 also against Truman State University by a score of 29-7.

In addition to being the Griffons' all-time wins leader, Partridge's first 14 years at his alma mater have produced these impressive feats: first all-time at Western in games coached with 169; coached the Griffons' only MIAA Player-of-the-Year, Jerris Evans

(2001); coached two MIAA Freshman of the Year, Drew Newhart (2007) and Roger Allen (2005); coached the school's all-time leader in passing (Drew Newhart), tackles (Eric Walker), and sacks (Eric McDowell); has had over 200 players named All-MIAA; 18 All-Americans and set the single season school record for wins with nine, five out of the last eight years and led the team to its first and second NCAA Playoff appearances in 2006 and 2010.

Partridge holds a 110-61 overall record and has led the Griffons to eight post-season appearances (2000, 2003, 2005, 2006, 2007, 2008, 2009 & 2010). Under Partridge, the Griffons were co-champions of the MIAA in 2003.

In 2010, the Griffons started the season 4-0 earning the highest ranking in school history of 8th in both the American Football Coaches Association Poll and D2Football.com poll. The Griffons earned their second NCAA Division II Playoff appearance. Western had two players named to the All-MIAA First Team (Sean Whitters - LB and Jack Long - FS). Western ended the season ranked 21st in the D2Football.com poll while Whitters was named to the D2Football.com Honorable Mention All-America Team.

In 2009 the Griffons got off to the best start in school history winning its first five games climbing all the way to 12th in the nation. Western finished the season going 4-3 which included a 34-21 victory over the Augustana College Vikings in the 44th Mineral Water Bowl. Western also had two players named All-MIAA First team (Nathan Martin - OL and Cedric Houston - WR). Western ended the season ranked 22nd in the D2Football.com poll while Houston was named to the D2Football.com Honorable Mention All-America Team. Martin played in the Valero Cactus Bowl in Kingsville, Texas, and was named to the Don Hansen's Football Gazette Honorable Mention All-America squad. Former OL Roger Allen became the second Griffon to compete in an NFL game as he started the last regular season game for the St. Louis Rams.

During the 2008 campaign the Griffons won their last four regular season games propelling them to the Mineral Water Bowl for the second straight season. The 08 season also brought the Griffon program and Coach Partridge their first NFL player that made an appearance in a regular season game as former tight end Gijon Robinson started 14 games for the Indianapolis Colts.

In 2007, the Griffons won nine games and went to the Mineral Water Bowl where they defeated Wayne State College (Neb.), 20-13. Western has won seven or more games in eight of Partridge's 11 seasons at the helm.

In 2006 the Griffons won nine games, going 9-3, and were ranked as high as #11 in the national polls and made their first ever NCAA playoff appearance.

Partridge, the sixth head football coach in Missouri Western history, has built a program geared toward seeing his players succeed on the field and in the classroom, while preparing them for the future with a steady diet of hard work and support. Partridge sports a reputation as a "players' coach," and there is ample evidence to prove that description accurate. During the school year, hardly a day goes by without one of his student-athletes stopping by his office. He regularly meets with a committee of players and with seniors to discuss team issues - from academic requirements to scheduling to disciplinary measures.



Partridge's tenure has seen players who have cluttered the Western record book. Kasey Waterman passed for an MWSU and MIAA record 10,025 yards and 98 touchdowns in four seasons. Jerris Evans set Western records for reception yards in a career with 2,928 and career receptions with 200. Defensively, Partridge coached Western's first consensus All-America selection, Pierre Thomas, from 2000-2003.

Thomas set the MWSU, MIAA and tied the NCAA Division II single season mark for interceptions with 14 in 2003. That season, Thomas intercepted three passes in one game three separate times. Team marks set under Partridge include points scored in a season (428 - 2007), TD passes in a season (32 - 2000), and interceptions in a season (29 - 2003).

Partridge began his collegiate coaching career as a graduate assistant coach at University of Missouri-Columbia following his playing days for the Griffons. Partridge was a three-year letterwinner for Western from 1981-84 in the defensive secondary. While playing at Western, Partridge received a bachelor's degree in physical education in 1985 before becoming a graduate assistant coach at Missouri during the 1986 season.

Partridge served as a graduate assistant coach at both the University of Notre Dame and the University of Missouri and was a member of the Notre Dame coaching staff when the Fighting Irish won the 1988 national title by winning the Fiesta Bowl under Head Coach Lou Holtz.

While at Missouri, Partridge earned a master's degree in sports administration.

Partridge was the defensive coordinator at Missouri Western for five seasons under head coach Stan McGarvey. Partridge's Griffon defense set 13 school records including fewest points allowed (162 - 1993) and fewest total yards allowed in a game (29 vs. Friends - 1993), while helping the Griffons to 27 wins during that span.

Partridge spent the 1996 season as the defensive secondary coach at Murray State (Ky.) University. While at Murray State, he was part of a team that won the Ohio Valley Conference title while qualifying for the NCAA Division I-AA playoffs. Partridge was also the defensive coordinator at Austin Peay University in Tennessee.

A native of Grandview, Mo., Partridge is the son of Linda and Gerald Partridge, who coached at Ruskin (Mo.) High School for 29 years. Partridge and his wife, Pam, reside in St. Joseph and have two children, Travis and Lindsey.

Overall Record:

1997: 5-6, 3-6 MIAA
 1998: 5-6, 3-6 MIAA
 1999: 7-4, 6-3 MIAA
 2000: 8-4, 8-1 MIAA
 2001: 8-3, 6-3 MIAA
 2002: 6-5, 4-5 MIAA
 2003: 9-3, 7-2 MIAA - MIAA Champions - Mineral Water Bowl
 2004: 5-6, 4-3 MIAA
 2005: 9-3, 6-2 MIAA - Mineral Water Bowl
 2006: 9-3, 7-2 MIAA - NCAA DII Playoffs
 2007: 9-3, 6-3 MIAA - Mineral Water Bowl
 2008: 6-6, 5-4 MIAA - Mineral Water Bowl
 2009: 9-3, 6-3 MIAA - Mineral Water Bowl
 2010: 8-4, 6-3 MIAA - NCAA DII Playoffs
 2011: 7-2, 5-2 MIAA

Overall: 110-61
 MIAA Record: 82-48

Partridge's Record Versus Opponents

Augustana (S.D.)	1-1
Baker University	1-0
Benedictine	2-0
Chadron State University	1-0
Concordia St. Paul University	2-0
Emporia State University	9-5
Fort Hays State University	6-1
Langston	1-0
Lincoln (Mo.)	2-0
Mesa State University	2-0
Midwestern State University	0-1
Minnesota-Duluth	1-1
Minnesota State -Mankato	1-1
Missouri-Rolla	7-1
Missouri Southern State University	10-5
Northern State (S.D.)	2-0
Northwest Mo. State University	2-13
Pittsburg State University	6-9
Quincy (Ill) University	1-0

Partridge's Record Versus Opponents

St. Cloud State University	1-1
SE Oklahoma State University	2-0
South Dakota University	1-1
Southwest Baptist University	12-0
Truman State University	10-5
University of Central Missouri	10-5
University of Central Oklahoma	2-0
University of Nebraska-Kearney	2-0
University of Nebraska-Omaha	1-2
Washburn University	9-6
Wayne State College (Neb.)	1-0
Winona State University	1-3
.....	110-61

Missouri Western Griffons (6-2, 5-2 MIAA)

OFFENSE

Pos.	Name	HT	WT	Class	GS	GP	Hometown
QB	12 Travis Partridge	6-4	230	R-So.	9	17	St. Joseph, Mo.
	10 Jerrin Walton	6-1	205	R-Fr.	0	5	Kansas City, Mo.
RB	22 Michael Hill	5-11	205	R-Jr.	13	33	St. Joseph, Mo.
	20 Dalton Krysa	6-1	210	R-So.	0	20	Independence, Mo.
WR	5 Adam Clausen	6-4	220	R-Sr.	32	41	Kansas City, Mo.
	80 Kyle Knox	6-2	185	R-Jr.	0	31	Platte City, Mo.
WR	11 Tarrell Downing	6-0	180	Jr.	21	29	St. Louis, Mo.
	3 Tyron Crockum	5-11	175	R-So.	7	21	Pasadena, Calif.
WR	3 Tyron Crockum	5-11	175	R-So.	7	21	Pasadena, Calif.
	81 Brandon Wright	5-10	155	R-Jr.	1	8	St. Louis, Mo.
TE	85 David Fowler	6-4	260	R-Sr.	21	36	Unionville, Mo.
	89 Reggie Jordan	6-3	235	R-So.	1	12	Hazelwood, Mo.
LT	69 Colt Schulte	6-6	315	R-Jr.	21	31	Ozarks, Mo.
	67 Nick Clark	6-2	285	R-Jr.	9	13	Kansas City, Mo.
LG	67 Nick Clark	6-2	285	R-Jr.	9	13	Kansas City, Mo.
	74 Jeremy Jacobsen	6-3	315	So.	0	17	Bettendorf, Iowa
C	64 Michael Yardley	6-2	285	R-Jr.	8	22	Lincoln, Mo.
	50 Kyle Hoyt	6-2	265	R-Jr.	3	12	Trenton, Mo.
RG	70 Brian Chiles	6-3	310	R-Jr.	22	31	Lee's Summit, Mo
	61 Josh Ferge	6-3	300	R-So.	0	7	Savannah, Mo.
RT	71 Macon Allan	6-4	310	R-Jr.	33	33	King City, Mo.
	76 Mitch Giger	6-4	300	R-Jr.	0	7	Dearborn, Mo.

DEFENSE

Pos.	Name	HT	WT	Class	GS	GP	Hometown
DE	90 Ben Pister	6-4	268	R-Jr.	12	30	St. Joseph, Mo.
	43 Austin Baska	6-3	265	R-So.	10	21	Parkville, Mo.
DT	43 Austin Baska	6-3	265	R-So.	10	21	Parkville, Mo.
	96 Sean Tray Bryson	6-1	285	R-Jr.	11	30	Blue Springs, Mo.
DT	99 John Brown	6-1	300	R-Jr.	21	28	St. Louis, Mo.
	93 Oliver Pryor	6-4	298	Sr.	1	20	Walnut Creek, Calif.
DE	91 David Bass	6-5	260	R-Jr.	33	33	St. Louis, Mo.
	98 Jermaine Rollins	6-4	260	R-So.	0	7	Shawnee, Kan.
LB	48 Tom Madget	6-3	240	R-Sr.	42	45	St. Joseph, Mo
	41 Jake Buckwalter	6-0	225	R-Sr.	0	33	Palmyra, Mo.
LB	47 Cody Kremer	6-0	240	R-Sr.	9	40	Kansas City, Mo.
	25 Yomi Alli	6-0	210	R-Fr.	0	10	St. Louis, Mo.
LB	36 Nic Burrell	6-1	230	R-Sr.	9	32	Gallatin, Mo.
	44 Dan Ritter	6-2	220	R-Jr.	0	26	St. Joseph, Mo.
LCB	2 Ben Jackson	5-11	180	R-Jr.	13	32	Chino Hills, Calif.
	24 Isaac Collins	5-9	185	R-Sr.	0	30	Savannah, Mo.
SS	7 Shane Simpson	6-0	190	R-Jr.	33	33	Blue Springs, Mo.
	8 Marc Harrison	5-10	200	R-Fr.	0	9	Raymore, Mo.
FS	6 Jack Long	5-11	210	R-Sr.	21	44	Parkville, Mo.
	35 Kirk Resseguie	6-2	190	R-Fr.	0	9	Lawrence, Kan.
RCB	1 Jeremy Weston	5-10	185	R-Jr.	9	33	St. Joseph, Mo.
	32 Richard Chungong	6-0	180	R-Fr.	0	5	Lee's Summit, Mo.

SPECIAL TEAMS

Pos.	Name	HT	WT	Class	GS	GP	Hometown
PK	31 Greg Zuerlein	6-0	190	R-Sr.	42	42	Lincoln, Neb.
	30 Taylor Anderson	5-8	165	R-Fr.	2	3	Omaha, Neb.
Punter	34 Scott Groner	6-5	200	Jr.	9	9	Tecoma, Victoria(Australia)
	82 John Schmiemeier	6-0	195	So.	0	7	Fenton, Mo.
Holder	5 Adam Clausen	6-4	220	R-Sr.	32	41	Kansas City, Mo.
	80 Kyle Knox	6-2	185	R-Jr.	0	31	Platte City, Mo.
Snapper	42 Tyson Liston	6-1	215	So.	21	21	Derby, Kan.
	52 Joel Jacobson	6-2	315	Jr.	0	1	Bettendorf, Iowa
PR	11 Tarrell Downing	6-0	180	Jr.	21	29	St. Louis, Mo.
	3 Tyron Crockum	5-11	175	R-So.	7	21	Pasadena, Calif.
KR	11 Tarrell Downing	6-0	180	Jr.	21	29	St. Louis, Mo.
	81 Brandon Wright	5-10	155	R-Jr.	1	8	St. Louis, Mo.

Pronunciation Guide

Tyron Crockum	TY-RON
Dalton Krysa	CRY-sa
Richard Chungong	Chun-GUNG
Ben Pister	PEE-ster
Meshack Kennedy	Me-SHACK
Cody Kremer	KRAY-mer
Thomas Madget	Mad-JET
Stephen Juergens	JER-gens
CJ Mollus	MOLE-us
Yomi Alli	YA-mi
Josh Ferge	FER-gee
Kirk Resseguie	Ress-e-GEE
Brian Chiles	CHI-les
Austin Baska	BASS-ka
Jesse Engelken	ENGL-ken
Greg Zuerlein	Zer-line

Coaching Staff

Todd Throckmorton	THROC-more-ton
-------------------	----------------

Training Staff

Myron Unzicker	My-RUN
----------------	--------

2010-11 Award Winners

CoSIDA Academic All-America
Steven Jones OL - Second Team

ESPN CoSIDA All-District 7 Teams
Steven Jones OL - First Team
Drew Newhart QB - Third Team
Matt Glades LB - Third Team

D2Football.com All-America
Sean Whitters LB - Honorable Mention

2010 Second Team All-MIAA

David Bass	DE
Tarrell Downing	KR

2010 Honorable Mention All-MIAA

Drew Newhart	QB
Michael Hill	RB
Andrew Mead	WR
Shane Simpson	SS
Kendall Davis	DB
Brad Beckwith	K

2010 Don Hansen All-Super Region Four Teams

Third Team	
Sean Whitters	LB
Jack Long	FS

2010 MIAA Players of the Week

Sept. 13, 2010 - Dalton Krysa - Offensive POW
Sept. 13, 2010 - Brad Beckwith - Special Teams POW
Sept. 20, 2010 - Deondre Williams - Defensive POW
Nov. 16, 2010 - Brad Beckwith - Special Teams POW

MIAA Scholar Athlete

Drew Newhart - Physical Education

MIAA Academic Honor Roll

Macon Allan - Business Management
Yomi Alli - Electronics & Computer Engineering Techn
Nick Anderson - Business Management
Anthony Baruth - Biology-Health Science
Brad Beckwith - Graphic Design
Evan Brown - Biology-Health Science
Jeff Cole - Undeclared
Isaac Collins - Management & Marketing
Tyler Engelhart - Biology
Spencer Flick - Undeclared
Micht Giger - Secondary Education - History
Matt Glades - Construction Engineering Technology
Sean Glades - Criminal Justice-Law Enforcement
Marc Harrison - Physical Education
Kyle Hoyt - Criminal Justice - Legal Studies
Chris Jimenez - Accounting
Steven Jones - Business Management
Kyle Knox - Physical Education
Dalton Krysa - Physical Education
Andrew Molloy - Finance & Accounting
CJ Mollus - Undeclared
Drew Newhart - Physical Education
Jordan Nicholas - Finance & Management
Kip Peters - Construction Engineering Technology
Daniel Ritter - Construction Engineering Technology

2011 Awards

MIAA Defensive POW - David Bass 9/12/11
D2Football.com Defensive POW - David Bass 9/14/11
MAA Special Teams POW - Greg Zuerlein 10/3/11
MIAA Special Teams POW - Tarrell Downing 10/11/11
MIAA Offensive POW - Michael Hill 10/31/11
MIAA Defensive POW - David Bass 10/31/11

#3 Northwest Missouri State Bearcats (8-1, 6-1 MIAA)

OFFENSE

Pos.	Name	HT	WT	Class	Hometown
QB	14 Blake Christopher	6-2	225	Sr.	Kearney, Mo.
	15 Trevor Adams	6-1	200	So.	Odessa, Texas
RB	5 Jordan Simmons	5-9	190	Jr.	Kansas City, Mo.
	9 James Franklin	5-9	185	So.	Olathe, Kan.
WR	1 Jake Soy	6-3	215	Sr.	Durant, Iowa
	8 Clint Utter	6-3	200	So.	Bloomfield, Iowa
WR	4 Tyler Shaw	6-0	180	Jr.	St. Louis, Mo.
	84 David Mosley	6-2	185	Sr.	Detroit, Mich.
WR	88 Taylor Pierce	6-1	200	Sr.	Wentzville, Mo.
	12 John Hinchey	6-2	210	Jr.	Kearney, Mo.
TE	85 Kyle Kilgore	6-5	240	Jr.	Orrick, Mo.
	7 Jon Gregg	6-6	255	Jr.	Silver Springs, Md.
LT	75 Rod Williams	6-5	300	Jr.	Grandview, Mo.
	62 John Becklun	6-4	285	So.	Omaha, Neb.
LG	74 CJ Keeney	6-6	280	So.	Smithville, Mo.
	53 Robert Stough	5-11	275	Jr.	Liberty, Mo.
C	65 Cole Chevalier	6-3	285	RS-Fr.	Lee's Summit, Mo.
	55 Cole Daft	6-3	280	So.	Prosper, Texas
RG	76 Cody Johnson	6-2	290	Sr.	Jasper, Mo.
	60 Jake Scarbo	6-2	275	So.	Blue Springs, Mo.
RT	62 John Becklun	6-4	285	So.	Omaha, Neb.
	78 Cody Carlson	6-3	275	So.	Eudora, Kan.

DEFENSE

Pos.	Name	HT	WT	Class	Hometown
DE	95 Matt Meinert	6-3	240	Jr.	Easton, Kan.
	87 Kevin Arnold	6-4	230	RS-Fr.	Iowa Cit, Iowa
	11 Chris Morales	6-1	255	Sr.	Methuen, Mass.
DT	99 Josh Lorenson	6-3	285	Sr.	Cedar Rapids, Iowa
	96 Matt Longacre	6-3	240	RS-Fr.	Omaha, Neb.
NG	54 Aaron Terry	5-10	280	Sr.	Omaha, Neb.
	91 Zach Williams	6-3	275	So.	Kansas City, Mo.
DE	97 Ricky Bailey	6-3	235	So.	Wentzville, Mo.
	90 Willie Dyson	6-2	260	Jr.	St. Louis, Mo.
LB	36 D.J. Gnader	6-2	225	RS-Fr.	Council Bluffs, Iowa
	41 Landan Zaputil	5-11	235	Jr.	Denver, Iowa
LB	68 Collin DeBuysere	6-4	230	Jr.	Geneseo, Ill.
	35 Cory Cronk	6-2	230	Jr.	Maryville, Mo.
LB	50 Chad Kilgore	6-1	230	Sr.	Orrick, Mo.
	32 Matt Massey	6-1	230	Jr.	Kearney, MO
CB	24 Caleb Decius	6-2	185	Sr.	West Palm Beach, Fla.
	23 Clarke Snodgrass	6-0	205	Jr.	Chesterfield, Mo.
FS	20 Derrick Hightower	6-0	190	Sr.	Belton, Mo.
	29 Bryce Enyard	6-0	180	RS-Fr.	Huntsville, Mo.
SS	21 Nate DeJong	6-2	210	Jr.	Rock Rapids, Iowa
	23 Clarke Snodgrass	6-0	205	Jr.	Chesterfield, Mo.
CB	28 Derrick Thomas	5-10	187	Sr.	San Antonio, Texas
	6 Travis Manning	6-0	190	So.	Belleville, Ill.

SPECIAL TEAMS

Pos.	Name	HT	WT	Class	Hometown
K	49 Todd Adolf	6-1	185	Jr.	Omaha, Neb.
	81 Kyle Goodburn	6-0	180	Fr.	Roeland Park, Kan.
P	81 Kyle Goodburn	6-0	180	Fr.	Roeland Park, Kan.
	49 Todd Adolf	6-1	185	Jr.	Omaha, Neb.
LS	42 Bryant Hummel	6-2	240	So.	Clarinda, Iowa
H	15 Trevor Adams	6-1	200	So.	Odessa, Texas
PR	5 Jordan Simmons	5-9	190	Jr.	Kansas City, Mo.
	4 Tyler Shaw	6-0	180	Jr.	St. Louis, Mo.
KR	5 Jordan Simmons	5-9	190	Jr.	Kansas City, Mo.
	4 Tyler Shaw	6-0	180	Jr.	St. Louis, Mo.



No.	Name	Pos.	Hgt.	Wgt.	Yr.	Hometown/Previous School
1	Jeremy Weston	DB	5-10	185	R-Jr.	St. Joseph, Mo./Central HS
2	Ben Jackson	DB	5-11	180	R-Jr.	Chino Hills, Calif./Chino Hills HS
3	Tyron Crockum	WR	5-11	175	R-So.	Pasadena, Calif./Pasadena HS
4	TJ Fannin	WR	6-0	185	R-Jr.	New Orleans, La./Belle Chasse HS
5	Adam Clausen	WR	6-4	220	R-Sr.	Kansas City, Mo./Winnetonka HS
6	Jack Long	DB	5-11	210	R-Sr.	Parkville, Mo./Park Hill South HS
7	Shane Simpson	DB	6-0	190	R-Jr.	Blue Springs, Mo./Blue Springs South HS
8	Marc Harrison	DB	5-11	200	R-Fr.	Raymore, Mo./Raymore-Peculiar HS
9	Derek Libby	WR	5-9	165	R-Fr.	Camdenton, Mo./Camdenton HS
10	Jerrin Walton	QB	6-1	205	R-Jr.	Kansas City, Mo./Hickman HS
11	Tarrell Downing	WR	6-0	180	Jr.	St. Louis, Mo./Hazelwood East HS
12	Travis Partridge	QB	6-4	230	R-So.	St. Joseph, Mo./Savannah HS
13	Marcus Thompson	DB	6-0	180	R-So.	Pasadena, Calif./John Muir HS
14	Cale Grauer	QB	6-2	185	R-Fr.	Tulsa, Okla./Lincoln Christian HS
15	Jordan Nubine	WR	6-3	220	Fr.	Winfield, Mo./Blue Springs HS
16	Nick Anderson	DB	6-2	205	R-So.	Excelsior Springs, Mo./Excelsior Springs HS
17	JT Adams	QB	6-5	190	Fr.	El Centrl, Calif./Central Union HS
18	Andrew Molloy	WR	5-11	205	R-So.	Carrollton, Mo./Carrollton HS
19	Tyler Harrison	QB	6-4	200	Fr.	Derby, Kan./Derby HS
20	Dalton Krysa	RB	6-1	210	R-So.	Independence, Mo./Fort Osage HS
21	Meshack Kennedy	DB	5-11	195	R-Fr.	Derby, Kan./Derby HS
22	Michael Hill	RB	5-11	205	R-Jr.	St. Joseph, Mo./Central HS
23	Michael Jordan	DB	6-0	190	Fr.	Hazelwood, Mo./Hazelwood Central HS
24	Isaac Collins	DB	5-9	185	R-Sr.	Savannah, Mo./Savannah HS
25	Yomi Alli	LB	6-0	210	R-Fr.	St. Louis, Mo./Hazelwood Central HS
26	Raphael Spencer	RB	5-9	190	Fr.	Kansas City, Mo./O'Hara HS
27	Dominic Thomas	RB	5-6	180	R-Fr.	Montgomery City, Mo./Montgomery County HS
28	Seth Morton	WR	6-1	195	R-Fr.	Excelsior Springs, Mo./Excelsior Springs HS
29	Courtney Green	WR	6-2	200	R-Fr.	Raytown, Mo./Raytown South HS
30	Tra Brown	RB	5-9	180	Fr.	St. Louis, Mo./Hazelwood Central HS
31	Greg Zuerlein	K	6-0	190	Sr.	Lincoln, Neb./University of Nebraska-Omaha
32	Richard Chungong	DB	6-0	180	R-Fr.	Lee's Summit, Mo./Lee's Summit HS
33	Wallace Carter	FB	6-0	245	R-Jr.	Centerville, Iowa/Centerville HS
34	Scott Groner	K	6-4	200	Jr.	Tecoma, Victoria (Australia)/Blackburn HS
35	Kirk Resseguie	LB	6-2	190	R-Fr.	Lawrence, Kan./Free State HS
36	Nic Burrell	DB	6-1	230	R-Sr.	Gallatin, Mo./Gallatin HS
37	Stephen Juergens	LB	5-11	210	R-Fr.	Kearney, Mo./Kearney HS
38	Chris Puett	DB	6-0	205	R-So.	St. Joseph, Mo./Benton HS
39	Stephen Johnson	DB	5-10	175	R-So.	St. Louis, Mo./University City HS
40	Devin Whittler	DB	5-6	170	R-Fr.	Jefferson City, Mo./Jefferson City HS
41	Jake Buckwalter	LB	6-0	225	R-Sr.	Palmyra, Mo./Palmyra HS
42	Tyson Liston	LB	6-1	215	So.	Derby, Kan./Derby HS
43	Sam Brown	DB	6-1	160	Fr.	St. Louis, Mo./University City HS
43	Austin Baska	DL	6-4	265	R-So.	Parkville, Mo./Park Hill South HS
44	Dan Ritter	LB	6-2	220	R-Jr.	St. Joseph, Mo./Lafayette HS
45	Kip Peters	TE	6-3	260	R-Sr.	Highland, Kan./Doniphan West HS
46	Aaron Peola	DB	6-2	185	Fr.	Blue Springs, Mo./Blue Springs HS
47	Cody Kremer	LB	6-0	240	R-Sr.	Kansas City, Mo./St. Pius X HS
48	Thomas Madget	LB	6-3	240	R-Sr.	St. Joseph, Mo./Central HS
49	Matt Buford	WR	6-0	170	R-Fr.	Marshall, Mo./Marshall HS
50	Kyle Hoyt	OL	6-2	265	R-Jr.	Trenton, Mo./Trenton HS
51	Jordan Nicholas	LB	6-0	205	R-Jr.	Lee's Summit, Mo./Lee's Summit North HS
52	Joel Jacobsen	OL	6-1	315	Jr.	Bettendorf, Iowa/Bettendorf HS
53	Jeff Messengael	DL	5-11	240	R-Fr.	Caruthersville, Mo./Caruthersville HS
54	Nathan O'Neill	OL	6-4	275	Fr.	Oak Grove, Mo./Oak Grove HS
55	Christopher Jimenez	LB	5-9	200	R-Fr.	Savannah, Mo./Savannah HS
56	Jon Trocosso	LB	6-1	210	Fr.	Blue Springs, Mo./Blue Springs HS
57	Josh Williams	LB	6-1	245	R-Fr.	Columbia, Mo./Hickman HS
58	Joe Dahman	LB	6-2	265	F-Fr.	Harrisonville, Mo./Harrisonville HS
59	Jon Bailey	DL	6-2	270	R-So.	Kansas City, Mo./North Kansas City HS
60	Brody Berrie	DL	6-0	290	Fr.	Bettendorf, Iowa/Bettendorf HS
61	Josh Ferge	OL	6-3	300	R-So.	Savannah, Mo./Savannah HS
62	Travis Anderson	OL	6-2	285	Fr.	Derby, Kan./Derby HS
63	Nic Williams	DL	6-3	290	Fr.	Washington, Iowa/Washington HS
64	Michael Yardley	OL	6-2	285	Jr.	Lincoln, Neb./University of Nebraska-Omaha
65	James Schoonover	LB	5-11	210	Fr.	Mound City, Mo./Mound City HS
66	CJ Mollus	LB	6-0	220	R-Fr.	St. Joseph, Mo./Central HS
67	Nick Clark	OL	6-2	285	R-Jr.	Kansas City, Mo./North Kansas City HS
68	Nathan Cato	OL	6-5	314	R-Fr.	Marshall, Mo./Marshall HS
69	Colt Schulte	OL	6-6	315	R-Jr.	Ozarks, Mo./School of Osage HS
70	Brian Chiles	OL	6-3	310	R-Jr.	Lee's Summit, Mo./Lee's Summit HS
71	Macon Allan	OL	6-5	310	R-Jr.	King City, Mo./King City HS
73	Connor Stanley	OL	6-5	310	Fr.	Emporia, Kan./Emporia HS
74	Jeremy Jacobsen	OL	6-3	315	So.	Bettendorf, Iowa/Bettendorf HS
75	Justin Fitzwater	OL	6-3	315	Fr.	Liberty, Mo./Liberty HS
76	Mitch Giger	OL	6-4	300	R-Jr.	Dearborn, Mo./North Platte HS
77	Justin Middleton	DL	6-1	215	Fr.	Blue Springs, Mo./Blue Springs HS
78	Arbanas Elliot	DL	6-3	275	Fr.	Kansas City, Mo./Ble Valley Northwest HS
79	Leonard Wester	OL	6-6	300	Fr.	Mt. Union, Iowa/Mt. Pleasant HS
80	Kyle Knox	WR	6-2	185	R-Jr.	Platte City, Mo./Platte County HS
81	Brandon Wright	WR	5-10	155	Jr.	St. Louis, Mo./Forest Park CC
82	John Schmiemeier	K	6-0	165	So.	Fenton, Mo./Fenton HS
83	Adam Schremp	WR	6-1	175	Fr.	St. Louis, Mo./Lindbergh HS
84	Josh Walker	WR	5-10	135	Fr.	St. Louis, Mo./Crhstian Brothers College HS
85	David Fowler	TE	6-4	260	R-Sr.	Unionville, Mo./Putnum Co. HS
86	Stephon Weaver	WR	6-0	190	Fr.	Tulsa, Okla./Union HS
87	Dee Tolliver	WR	5-11	185	Fr.	Arlington, Texas/Arlington HS
88	Alek Ferbet	TE	6-2	240	Fr.	Barnhart, Mo./Seckman HS
89	Reggie Jordan	TE	6-3	235	R-So.	Hazelwood, Mo./Hazelwood Central
90	Ben Pister	DL	6-4	268	R-Jr.	St. Joseph, Mo./Central HS
91	David Bass	DL	6-5	260	R-Jr.	St. Louis, Mo./University City HS
93	Oliver Pryor	DL	6-4	298	Sr.	Modesto, Calif./Modesto JC
94	Jesse Engelken	DL	6-5	260	R-Sr.	St. Joseph, Mo./Mid-Buchanan HS
95	Matt Speaks	DL	6-3	240	R-Sr.	Lee's Summit, Mo./Lee's Summit HS
96	Sean Tray Bryson	DL	6-1	285	R-Jr.	Blue Springs, Mo./Blue Springs HS
97	Janis Matulis	DL	6-3	245	Fr.	Wichita, Kan. (Latvia)/Sunrise Christian
98	Jermaine Rollins	DL	6-3	260	R-So.	Shawnee, Kan./Shawnee Mission NW HS
99	John Brown	DL	6-1	300	R-Jr.	St. Louis, Mo./McCluer HS
	Nathaniel Adams	LB	6-0	210	Fr.	El Centro, Calif./Central Union HS
	Taylor Anderson	K/P	5-8	165	R-Fr.	Omaha, Neb./University of Nebraska-Omaha
	Anthony Baruth	WR	6-4	215	R-Fr.	Tarkio, Mo./Tarkio HS
	Caleb Brammer	LB	5-11	250	Fr.	Liberty, Mo./Liberty HS
	James Deaver	LB	6-0	195	Fr.	Trenton, Mo./Trenton HS
	Evan Hill	DB	6-1	180	Fr.	Camden Point, Mo./North Platte HS
	Micah Houston	DL	6-3	258	Fr.	Kansas City, Mo./Raytown South HS
	Jordan Jones	K	5-10	200	R-Fr.	Riverside, Mo./Park Hill South HS
	Christopher Kottwitz	TE	6-4	215	Fr.	Unionville, Mo./Putnam County HS
	Ketrick Large	RB	5-6	185	Fr.	St. Louis, Mo./Webster Groves HS
	Jeremy Mack	WR	6-3	210	Fr.	Kansas City, Mo./Blue Springs South HS
	Alex Molloy	LB	6-0	205	Fr.	Carrollton, Mo./Carrollton HS
	Nick Plummer	RB	5-10	220	Fr.	Chillicothe, Mo./Chillicothe HS
	Keith Ringler	K	6-1	195	R-Fr.	Kearney, Mo./Kearney HS
	Lucas Tunks	DL	6-1	235	Fr.	Cameron, Mo./Cameron HS
	Caleb Vanderkooi	LB	6-1	220	Fr.	Lathrop, Mo./Lathrop HS
	Trevor Vogelsmeier	WR	6-0	170	Fr.	Raymore, Mo./Raymore-Peculiar HS

Head Coach: Jerry Partridge (Western '85)

Offensive Coordinator: Tyler Fenwick (New Mexico '99)

Defensive Coordinator/Secondary: Regi Trotter (Western '00)

Defensive Line: Wes Bell (Emporia State '02)

Wide Receivers: Aaron Bell (Pittsburg State '03)

Offensive Line: Todd Throckmorton (Western '87)

Assistants: Jay White, Michael Burton, Drew Newhart, Colin McQuillan

Head Trainer: Myron Unzicker

Assistant Trainer: Kate Esely

#43 Austin Baska will play not Sam Brown

Starters by game during the 2011 season

Offense	WR	LT	LG	C	RG	RT	WR	TE/WR	QB	WR	RB
Pittsburg State	B. Wright	C. Schulte	N. Clark	K. Hoyt	B. Chiles	M. Allan	TJ Fannin	D. Fowler	T. Partridge	T. Downing	M. Hill
#12 Central Missouri	T. Crockum	C. Schulte	N. Clark	M. Yardley	B. Chiles	M. Allan	TJ Fannin	A. Clausen	T. Partridge	T. Downing	M. Hill
Langston	A. Clausen	C. Schulte	N. Clark	M. Yardley	B. Chiles	M. Allan	TJ Fannin	D. Fowler	T. Partridge	T. Downing	M. Hill
#8 Washburn	A. Clausen	C. Schulte	N. Clark	M. Yardley	B. Chiles	M. Allan	TJ Fannin	D. Fowler	T. Partridge	T. Downing	M. Hill
Missouri Southern	A. Clausen	C. Schulte	N. Clark	M. Yardley	B. Chiles	M. Allan	TJ Fannin	D. Fowler	T. Partridge	T. Downing	M. Hill
Lincoln	A. Clausen	C. Schulte	N. Clark	M. Yardley	B. Chiles	M. Allan	T. Crockum	D. Fowler	T. Partridge	T. Downing	M. Hill
Emporia State	A. Clausen	C. Schulte	N. Clark	M. Yardley	B. Chiles	M. Allan	T. Crockum	D. Fowler	T. Partridge	T. Downing	M. Hill
Truman State	A. Clausen	C. Schulte	N. Clark	M. Yardley	B. Chiles	M. Allan	T. Crockum	R. Jordan	T. Partridge	T. Downing	M. Hill
Southwest Baptist	A. Clausen	C. Schulte	N. Clark	M. Yardley	B. Chiles	M. Allan	T. Crockum	D. Fowler	T. Partridge	T. Downing	M. Hill
#3 NW Missouri State											
Fort Hays State											

Defense	DE	DT	DT	DE	LB	LB	LB	FS	LCB	RCB	SS
Pittsburg State	B. Pister	A. Baska	J. Brown	D. Bass	T. Madget	C. Kremer	N. Burrell	J. Long	B. Jackson	J. Weston	S. Simpson
#12 Central Missouri	B. Pister	A. Baska	J. Brown	D. Bass	T. Madget	C. Kremer	N. Burrell	J. Long	B. Jackson	J. Weston	S. Simpson
Langston	B. Pister	A. Baska	J. Brown	D. Bass	T. Madget	C. Kremer	N. Burrell	J. Long	B. Jackson	J. Weston	S. Simpson
#8 Washburn	A. Baska	O. Pryor	J. Brown	D. Bass	T. Madget	C. Kremer	N. Burrell	J. Long	B. Jackson	J. Weston	S. Simpson
Missouri Southern	B. Pister	A. Baska	J. Brown	D. Bass	T. Madget	C. Kremer	N. Burrell	J. Long	B. Jackson	J. Weston	S. Simpson
Lincoln	B. Pister	A. Baska	J. Brown	D. Bass	T. Madget	C. Kremer	N. Burrell	J. Long	B. Jackson	J. Weston	S. Simpson
Emporia State	B. Pister	A. Baska	J. Brown	D. Bass	T. Madget	C. Kremer	N. Burrell	J. Long	B. Jackson	J. Weston	S. Simpson
Truman State	B. Pister	A. Baska	J. Brown	D. Bass	T. Madget	C. Kremer	N. Burrell	J. Long	B. Jackson	J. Weston	S. Simpson
Southwest Baptist	B. Pister	A. Baska	J. Brown	D. Bass	T. Madget	C. Kremer	N. Burrell	J. Long	B. Jackson	J. Weston	S. Simpson
#3 NW Missouri State											
Fort Hays State											

PLAYER RANKINGS

Player must have played in 75% of team's games
Summary of the top 100 national leaders and top 25 conference leaders
15 categories ranked

Category	Player	National Rank	Actual	National Leader	Actual	ConfRank	Conference Leader	Actual
Rushing	Michael Hill	19	108.56	Randolph (Mars Hill)	193.11	1	Hill (Mo. Western St.)	108.56
	Travis Partridge		36.11			20		
	Dominic Thomas		35.67			21		
Passing Efficiency (Min. 15 Att./Game)	Travis Partridge	69	124.33	Kelsey (Midwestern St.)	187.51	7	Adams (Northwest Mo. St.)	195.91
	Total Offense	79	196.89	Neugebauer (West Va. Wes.)	359.33	7	Corwin (Central Mo.)	327.00
Receptions Per Game	Michael Hill		108.56			11		
	Michael Hill		2.89	Gist (Tusculum)	9.25	T-19	Zerkel (Mo. Southern St.)	8.00
	Terrell Downing		2.67			23		
Receiving Yards Per Game	Terrell Downing		51.22	Voegeli (Merrimack)	133.50	14	Zerkel (Mo. Southern St.)	111.12
Interceptions	Jeremy Weston	T-33	.44	Haywood (Incarnate Word)	.88	T-6	Enyard (Northwest Mo. St.)	.62
	Shane Simpson	T-33	.44			T-6		
	Ben Jackson		.22			T-17		
	Cody Kremer		.22			T-17		
Punting (Min. 3.6 Punts/Game)	Scott Groner	11	42.20	Accardi (Colorado Mines)	49.14	3	Kosjer (Fort Hays St.)	44.27
Punt Returns (Min. 1.2 Ret./Game)				Fitzgerald (Winston-Salem)	25.69		Douglas (Central Mo.)	15.39
Kickoff Returns (Min. 1.2 Ret./Game)	Terrell Downing	67	23.64	Langford (Shaw)	37.07	5	Thomas (Pittsburg St.)	26.55
Field Goals	Greg Zuerlein	1	2.14	Zuerlein (Mo. Western St.)	2.14	1	Zuerlein (Mo. Western St.)	2.14
Scoring	Greg Zuerlein	10	10.29	Slowley (Southern Conn. St.)	18.00	2	Simmons (Northwest Mo. St.)	10.67
	Michael Hill		5.33			17		
	Terrell Downing		4.67			T-23		
All-Purpose Runners	Michael Hill	40	135.00	Woodson (Tex. A&M-Kingsville)	202.67	3	Simmons (Northwest Mo. St.)	143.89
	Terrell Downing		95.33			14		
	David Bass	2	1.44	Green (Lincoln (PA))	1.67	1	Bass (Mo. Western St.)	1.44
Sacks	Ben Pister	T-22	.83			3		
	Austin Baska	T-88	.56			8		
	Thomas Madget		7.11	Whitehill (Fort Hays St.)	14.78	13	Whitehill (Fort Hays St.)	14.78
Tackles	Nic Burrell		6.44			21		
	David Bass	T-8	1.94	Green (Lincoln (PA))	2.56	1	Bass (Mo. Western St.)	1.94
	Ben Pister	T-67	1.33			6		
Tackles For Loss	Austin Baska		1.17			7		
	Thomas Madget		.67			T-22		

T=tied at this ranking

THE LAST TIME...

MWSU shut out an opponent: 9/17/11, Langston (47-0)
 MWSU was shut out: 10/2/10, at #7 Northwest Missouri State (42-0)

MWSU rallied from a 4th quarter deficit: 11/6/10, at Nebraska-Omaha (Trailed 14-10; won 16-14)

MWSU lost 4th quarter lead: 11/20/10, at NWMSU (Led 24-14; lost 28-24)

MWSU eclipsed 200 yards rushing: 10/22/2011 vs. Truman State (271)
 MWSU eclipsed 300 yards rushing: 10/29/2011, @ Southwest Baptist (365)
 A Griffon eclipsed 100 yards rushing: 10/15/11, Michael Hill (112) @ Emporia State University
 A Griffon eclipsed 200 yards rushing: 10/29/10, Michael Hill (246) @ Southwest Baptist
 A Griffon rushed for 3 or more TDs: 10/30/10, Thomas Hodges (3) vs. Emporia State

MWSU eclipsed 400 yards passing: 10/9/10, vs. Truman State (412)
 A Griffon eclipsed 250 yards passing: 10/22/11, Travis Partridge vs. Truman State (278)
 A Griffon eclipsed 300 yards passing: 10/9/10, Drew Newhart vs. Truman State (412)
 A Griffon passed for 4 touchdowns: 9/18/10, Drew Newhart at #15 Washburn (4)

MWSU eclipsed 500 yards of total offense: 10/29/11, @ Southwest Baptist (500)
 MWSU eclipsed 600 yards of total offense: 10/22/11, vs. Truman State (632)
 A Griffon eclipsed 200 yards of total offense: 10/29/11, Michael Hill (297) @ Southwest Baptist

A Griffon eclipsed 100 yards receiving: 10/22/11, Tarrell Downing (171) vs. Truman State
 A Griffon eclipsed 200 yards receiving: 9/5/09, Cedric Houston at Mesa State (229)
 A Griffon caught 2 TDs: 10/30/10, Andrew Mead vs. Emporia State
 A Griffon caught 3 TDs: 9/9/10, Andrew Mead vs. Lincoln

MWSU returned a punt for a TD: 10/8/11, Tarrell Downing vs. Lincoln University (72 yd)
 MWSU returned a kickoff for a TD: 10/8/11, Tarrell Downing vs. Lincoln University (88 yd)
 MWSU returned an interception for a TD: 10/8/11, Cody Kremer vs. Lincoln (30 yd)
 MWSU returned a fumble for a TD: 11/6/10, Nic Burrell vs. Fort Hays State (14 yd)

MWSU had a punt returned for a TD: 9/18/10, at #15 Washburn
 MWSU had a kickoff returned for a TD: 9/15/07, vs. Northwest Missouri State
 MWSU had an interception returned for a TD: 10/16/10 at #11 Central Missouri
 • excluding blocks

MWSU had three field goals: 10/8/11, Greg Zuerlein vs. Lincoln
 MWSU had four field goals: 9/17, Taylor Anderson vs. Langston
 MWSU had five field goals: 10/1/11, Greg Zuerlein at Missouri Southern * Tied School Record

2011 MWSU Weekly Rankings

AFCA							
Aug. 15	Sept. 5	Sept. 12	Sept. 19	Sept. 26	Oct. 3	Oct. 10	Oct. 17
RV	RV	RV	RV	NR	NR	RV	RV
Oct. 24	Oct. 31						
RV	T25th						
D2Football.com							
Aug. 22	Sept. 6	Sept. 13	Sept. 20	Sept. 27	Oct. 4	Oct. 11	Oct. 18
21st	NR	NR	25th	NR	NR	NR	NR
Oct. 25	Oct. 31						
NR	NR						

2011 American Football Coaches Association Division II Coaches' Poll October 31, 2011

Rank	School (1st votes)	2011 Rec.	Pts.	Rank*
1.	Delta St. (Miss.) (25)	8-1	717	1
2.	Pittsburg St. (Kan.) (3)	8-0	692	3
3.	Northwest Missouri St. (1)	8-1	661	4
4.	Colorado St.-Pueblo	9-0	629	7
5.	Midwestern St. (Texas)	8-0	620	8
6.	St. Cloud State (Minn.)	8-1	531	11
7.	Winston-Salem St. (N.C.)	9-0	530	9
8.	Nebraska-Kearney	8-1	502	10
9.	Washburn (Kan.)	8-1	488	12
10.	New Haven (Conn.)	8-1	448	13
11.	West Virginia Wesleyan	9-0	444	14
12.	Bloomsburg (Pa.)	8-1	429	2
13.	Kutztown (Pa.)	8-1	351	16
14.	Slippery Rock (Pa.)	8-1	324	18
15.	Minnesota-Duluth	7-2	263	6
16.	Abilene Christian (Texas)	6-2	256	19
17.	North Alabama	6-2	245	5
18.	West Alabama	7-2	220	23
19.	Humboldt St. (Calif.)	7-1	216	21
20.	West Texas A&M	6-2	195	20
21.	Albany St. (Ga.)	7-2	158	22
22.	California (Pa.)	7-2	115	24
23.	Colorado School of Mines	7-2	84	25
24.	Wayne St. (Mich.)	7-2	83	15
25T.	Mars Hill (N.C.)	7-2	40	NR
25T.	Missouri Western St.	7-2	40	NR

Dropped Out: Valdosta St. (Ga.) (17)

Others Receiving Votes: Saginaw Valley St. (Mich.), 38; North Carolina-Pembroke, 32; Indianapolis (Ind.), 15; Valdosta St. (Ga.), 13; North Greenville (S.C.), 9; Elizabeth City St. (N.C.), 8; Morehouse (Ga.), 8; Shepherd (W.Va.), 7; Ouachita Baptist (Ark.), 6; Southern Connecticut St., 3; Grand Valley St. (Mich.), 2; Wayne St. (Neb.), 2; Hillsdale (Mich.), 1.

2011 D2Football.com Top 25 Media Poll Nov. 1, 2011

	Team	Record	Last Week
1	Delta State	8-1	1
2	Pittsburg State	8-0	2
3	Northwest Missouri	8-1	4
4	CSU-Pueblo	9-0	7
5	St. Cloud	8-1	8
6	Midwestern State	8-0	9
7	Nebraska-Kearney	8-1	11
8	Winston-Salem	9-0	12
9	Washburn	8-1	15
10	Abilene Christian	6-2	13
11	Bloomsburg	8-1	3
12	Minnesota Duluth	7-2	6
13	New Haven	8-1	18
14	West Texas A&M	6-2	16
15	Kutztown	8-1	17
16	West Virginia Wesleyan	9-0	19
17	North Alabama	6-2	5
18	Albany State	7-2	20
19	Slippery Rock	8-1	22
20	West Alabama	7-2	NR
21	California	7-2	21
22	Wayne State (Mich.)	7-2	10
23	Humboldt State	7-1	25
24	Saginaw Valley	6-2	NR
25	Edinboro	7-2	24

TEAM RANKINGS • 152 teams ranked in Division II 11 teams ranked in the MIAA Conference

Category	National Rank	Actual	National Leader	Actual	Conf Rank	MIAA Conference Leader	Actual
Rushing Offense	13	235.89	Harding	378.11	2	Pittsburg St.	296.00
Passing Offense	112	173.00	West Va. Wesleyan	378.44	8	Washburn	337.56
Total Offense	43	408.89	Midwestern St.	566.13	7	Northwest Mo. St.	532.89
Scoring Offense	22	34.56	Northwest Mo. St.	55.78	4	Northwest Mo. St.	55.78
Rushing Defense	45	124.67	Shepherd	59.78	4	Pittsburg St.	105.13
Pass Efficiency Defense	16	102.77	Slippery Rock	89.66	2	Pittsburg St.	92.45
Total Defense	52	340.44	Slippery Rock	237.33	3	Pittsburg St.	271.38
Scoring Defense	T-20	19.00	Colorado St.-Pueblo	10.00	2	Pittsburg St.	16.13
Net Punting	36	35.03	Southwest Minn. St.	40.07	5	Truman	38.35
Punt Returns	18	13.95	West Ga.	43.75	3	Pittsburg St.	17.27
Kickoff Returns	85	20.20	Kutztown	29.32	5	Pittsburg St.	27.05
Turnover Margin	55	.33	Colorado St.-Pueblo	1.67	6	Emporia St.	1.67
Pass Defense	85	215.78	Shaw	125.33	5	Pittsburg St.	166.25
Passing Efficiency	72	124.89	Midwestern St.	185.69	7	Northwest Mo. St.	183.27
Sacks	7	3.56	Lincoln (PA)	4.56	2	Mo. Southern St.	3.63
Tackles For Loss	22	8.44	N.M. Highlands	12.44	2	Mo. Southern St.	9.50
Sacks Allowed	99	2.22	Harding	.33	7	Pittsburg St.	.63

T-tied at this ranking

Pittsburg State

2011 Record: (8-0, 7-0 MIAA)

2011 Schedule

09/01	at Missouri Western*	W, 34-7
09/10	EMPORIA STATE*	W, 38-14
09/17	at Truman State*	W, 27-26
09/24	WILLIAM JEWELL	W, 49-7
10/01	vs. Northwest Missouri State*^	W, 38-35
10/08	at Fort Hays State*	W, 38-17
10/15	LINCOLN*	W, 69-6
10/22	at Central Missouri*	W, 38-17
10/29	Open	
11/05	WASHBURN*	2:00 p.m.
11/12	MISSOURI SOUTHERN*	2:00 p.m.

Washburn

2011 Record: (8-1, 7-1 MIAA)

2011 Schedule

09/01	at University of Sioux Falls	W, 33-7
09/08	LINCOLN*	W, 66-26
09/17	at Missouri Southern*	W, 30-14
09/22	MISSOURI WESTERN*	W, 41-20
10/01	at Emporia State*	W, 31-17
10/8	at Truman State*	W, 42-14
10/15	CENTRAL OKLAHOMA	W, 48-3
10/22	at Northwest Missouri State*	L, 52-28
10/29	FORT HAYS STATE*	W, 45-20
11/05	at Pittsburg State*	2:00 p.m.
11/12	CENTRAL MISSOURI*	1:00 p.m.

Emporia State

2011 Record: (4-5, 3-5 MIAA)

2011 Schedule

09/01	at Fort Hays State*	L, 27-17
09/10	at Pittsburg State*	L, 38-14
09/17	CENTRAL MISSOURI*	L, 45-38
09/24	LANGSTON	W, 35-7
10/01	WASHBURN	L, 31-17
10/08	MISSOURI SOUTHERN*	W, 31-24
10/15	MISSOURI WESTERN*	L, 22-16
10/22	at Lincoln*	W, 52-23
10/29	TRUMAN STATE*	W, 52-18
11/05	at Southwest Baptist	1:30 p.m.
11/12	at Northwest Missouri State*	1:00 p.m.

Northwest Missouri

2011 Record: (8-1, 7-1 MIAA)

2011 Schedule

09/01	at Truman State*	W, 65-3
09/10	SIoux FALLS	W, 52-17
09/17	at Lincoln*	W, 73-7
09/24	FORT HAYS STATE*	W, 70-17
10/01	vs. Pittsburg State*^	L, 38-35
10/08	at Central Missouri*	W, 38-20
10/15	EASTERN NEW MEXICO	W, 65-20
10/22	WASHBURN*	W, 52-28
10/29	at Missouri Southern*	2:00 p.m.
11/05	at Missouri Western*	W, 52-21
11/12	EMPORIA STATE*	1:00 p.m.

Central Missouri

2011 Record: (6-3, 5-3 MIAA)

2011 Schedule

09/01	MISSOURI SOUTHERN*	W, 42-24
09/10	at Missouri Western*	L, 23-6
09/17	at Emporia State*	W, 45-38
09/24	TRUMAN STATE*	W, 54-30
10/01	ARKANSAS TECH*	W, 42-16
10/08	NORTHWEST MISSOURI STATE*	L, 38-20
10/15	at Fort Hays State*	W, 35-7
10/22	PITTSBURG STATE*	L, 38-17
10/29	at Lincoln*	W, 49-6
11/05	at Lindenwood	1:30 p.m.
11/12	at Washburn*	1:00 p.m.

Missouri Southern

2011 Record: (3-5, 2-5 MIAA)

2011 Schedule

09/01	at Central Missouri*	L, 42-24
09/10	Open	
09/17	WASHBURN*	L, 30-14
09/24	vs. Lincoln*!	W, 56-14
10/01	MISSOURI WESTERN*	L, 35-23
10/08	at Emporia State*	L, 31-24
10/15	at Truman State*	W, 24-17
10/22	SOUTHWEST BAPTIST	W, 68-28
10/29	NORTHWEST MISSOURI STATE*	L, 52-21
11/05	at Fort Hays State*	2:00 p.m.
11/12	at Pittsburg State*	2:00 p.m.

Truman State

2011 Record: (2-7, 1-7 MIAA)

2011 Schedule

09/01	NORTHWEST MISSOURI STATE*	L, 65-3
09/10	FORT HAYS STATE*	W, 36-31
09/17	PITTSBURG STATE*	L, 27-26
09/24	at Central Missouri*	L, 54-30
10/01	at McKendree	W, 25-10
10/08	WASHBURN*	L, 42-14
10/15	at Missouri Southern*	L, 24-17
10/22	at Missouri Western*	L, 45-7
10/29	at Emporia State*	L, 52-18
11/05	LINCOLN*	1:00 p.m.
11/12	at Southwest Baptist	1:30 p.m.

Fort Hays State

2011 Record: (3-6, 2-5 MIAA)

2011 Schedule

09/01	EMPORIA STATE*	W, 27-17
09/10	Truman State*	L, 36-31
09/17	SOUTHWEST BAPTIST	L, 30-28
09/24	Northwest Missouri State*	L, 70-17
10/01	Lincoln*	W, 24-21
10/08	PITTSBURG STATE*	L, 38-17
10/15	CENTRAL MISSOURI*	L, 35-7
10/22	Central Oklahoma	W, 38-21
10/29	Washburn*	L, 45-20
11/05	MISSOURI SOUTHERN*	2:00 p.m.
11/12	MISSOURI WESTERN*	2:00 p.m.

Langston

2011 Record: (5-2, 3-0 CSFL)

2011 Schedule

09/03	at University of Arkansas-Pine Bluff	W, 19-12
09/10	at Tuskegee University	W, 33-19
09/17	at Missouri Western	L, 47-0
09/24	at Emporia State	L, 35-7
10/01	at Bacone College *	W, 26-15
10/08	OKLAHOMA PANHANDLE STATE *	W, 41-23
10/15	SOUTHWESTERN ASSEMBLIES OF GOD*	W, 41-13
10/22	at Northwestern Oklahoma State*	W, 42-39
11/05	TEXAS COLLEGE*	2:00 p.m.
11/12	at Southern Nazarene University*	1:30 p.m.

Lincoln

2011 Record: (1-8, 0-8 MIAA)

2011 Schedule

09/03	AVILA	W, 35-3
09/10	at Washburn*	L, 66-26
09/17	NORTHWEST MISSOURI STATE*	L, 73-7
09/24	vs. Missouri Southern*!	L, 56-14
10/01	FORT HAYS STATE*	L, 24-21
10/08	at Missouri Western*	L, 81-20
10/15	at Pittsburg State*	L, 69-6
10/22	EMPORIA STATE*	L, 52-23
10/29	CENTRAL MISSOURI*	L, 49-6
11/05	at Truman State*	1:00 p.m.

Southwest Baptist

2011 Record: (6-3)

2011 Schedule

09/03	at Bacone College	W, 28-19
09/10	ARKANSAS TECH	L, 31-20
09/17	at Fort Hays State	W, 30-28
09/24	at St. Joseph's	W, 21-19
10/01	URBANA	W, 28-12
10/08	at William Jewell	W, 35-0
10/15	at Central State	W, 30-13
10/22	at Missouri Southern	L, 68-28
10/29	MISSOURI WESTERN	L, 31-24
11/05	EMPORIA STATE	1:30 p.m.
11/07	TRUMAN STATE	1:30 p.m.

Missouri Western Football

Missouri Western Combined Team Statistics (as of Nov 01, 2011)

All games

Date	Opponent	Score	Att.	Record:	Overall	Home	Away	Neutral
* Sept 1, 2011	PITTSBURG STATE	L 7-34	5889	All games	7-2	4-1	3-1	0-0
* Sep 10, 2011	CENTRAL MISSOURI	W 23-6	6251	Conference	5-2	3-1	2-1	0-0
Sep 17, 2011	LANGSTON UNIVERSITY	W 47-0	2279	Non-Conference	2-0	1-0	1-0	0-0
* Sep 22, 2011	at Washburn	L 20-41	6957					
* Oct 01, 2011	at Missouri Southern	W 35-23	5280	Team Statistics		MWSU	OPP	
* Oct 08, 2011	LINCOLN	W 81-20	4003	FIRST DOWNS		170	185	
* Oct 15, 2011	at Emporia State	W 22-16	5367	Rushing		97	70	
* Oct 22, 2011	TRUMAN	W 45-7	4898	Passing		56	94	
Oct 28, 2011	at Southwest Baptist	W 31-24	3353	Penalty		17	21	

Rushing	gp-gs	att	gain	loss	net	avg	td	lg	avg/g
Hill, Michael	9-9	189	1043	66	977	5.2	4	48	108.6
Partridge, T.	9-9	87	467	142	325	3.7	5	68	36.1
Thomas, Dominic	9-0	45	340	19	321	7.1	5	60	35.7
Walton, Jerrin	6-0	16	205	23	182	11.4	2	83	30.3
Krysa, Dalton	9-0	22	159	1	158	7.2	1	37	17.6
Jordan, Reggie	9-1	3	132	0	132	44.0	1	64	14.7
Crockum, Tyron	9-6	3	51	0	51	17.0	0	39	5.7
Fowler, David	9-7	0	19	0	19	0.0	0	0	2.1
Libby, Derek	8-0	1	7	0	7	7.0	0	7	0.9
Wright, Brandon	7-1	1	0	4	-4	-4.0	0	0	-0.6
TEAM	7-0	15	0	45	-45	-3.0	0	0	-6.4
Total	9	382	2423	300	2123	5.6	18	83	235.9
Opponents	9	334	1469	347	1122	3.4	9	44	124.7

RUSHING YARDAGE	2123	1122
Rushing Attempts	382	334
Average Per Rush	5.6	3.4
Average Per Game	235.9	124.7
TDs Rushing	18	9
PASSING YARDAGE	1557	1942
Att-Comp-Int	230-127-10	342-186-17
Average Per Pass	6.8	5.7
Average Per Catch	12.3	10.4
Average Per Game	173.0	215.8
TDs Passing	15	11
TOTAL OFFENSE	3680	3064
Average Per Play	6.0	4.5
Average Per Game	408.9	340.4
KICK RETURNS: #-Yards	35-707	43-907
PUNT RETURNS: #-Yards	19-265	14-151
INT RETURNS: #-Yards	17-214	10-26
FUMBLES-LOST	15-9	15-5
PENALTIES-Yards	71-733	49-419
PUNTS-AVG	35-42.2	52-39.4
TIME OF POSSESSION/Game	29:12	29:46
3RD-DOWN Conversions	46/126	48/144
4TH-DOWN Conversions	7/13	6/22

Passing	gp-gs	effic	comp-att-int	pct	yds	td	lg	avg/g
Partridge, T.	9-9	124.33	120-218-10	55.0	1447	15	80	160.8
Walton, Jerrin	6-0	125.47	6-9-0	66.7	63	0	29	10.5
Clausen, Adam	9-8	0.00	0-2-0	0.0	0	0	0	0.0
Crockum, Tyron	9-6	494.80	1-1-0	100.0	47	0	47	5.2
Total	9	124.91	127-230-10	55.2	1557	15	80	173.0
Opponents	9	102.76	186-342-17	54.4	1942	11	53	215.8

Receiving	gp-gs	no.	yds	avg	td	lg	avg/g
Hill, Michael	9-9	26	238	9.2	4	53	26.4
Downing, Tarrell	9-8	24	461	19.2	5	80	51.2
Fannin, TJ	6-4	15	156	10.4	0	24	26.0
Crockum, Tyron	9-6	15	124	8.3	1	23	13.8
Clausen, Adam	9-8	14	168	12.0	2	42	18.7
Libby, Derek	8-0	11	176	16.0	1	60	22.0
Krysa, Dalton	9-0	5	90	18.0	0	29	10.0
Jordan, Reggie	9-1	4	50	12.5	2	25	5.6
Wright, Brandon	7-1	4	37	9.2	0	13	5.3
Knox, Kyle	8-0	4	35	8.8	0	15	4.4
Thomas, Dominic	9-0	3	15	5.0	0	10	1.7
Fowler, David	9-7	2	7	3.5	0	8	0.8
Total	9	127	1557	12.3	15	80	173.0
Opponents	9	186	1942	10.4	11	53	215.8

Interceptions	no.	yds	avg	td	lg
Weston, Jeremy	4	63	15.8	0	30
Simpson, Shane	4	72	18.0	0	47
Jackson, Ben	2	23	11.5	0	23
Kremer, Cody	2	30	15.0	1	30
Buckwalter, Jake	1	0	0.0	0	0
Ressegule, Kirk	1	10	10.0	0	10
Collins, Isaac	1	0	0.0	0	0
Madget, Tom	1	5	5.0	0	5
Pister, Ben	1	11	11.0	0	11

Punting	no.	yds	avg	lg	tb	fc	i20	50+	blk
Groner, Scott	35	1477	42.2	64	5	9	11	7	0

Punt Returns	no.	yds	avg	td	lg
Downing, Tarrell	10	137	13.7	1	72
Crockum, Tyron	4	34	8.5	0	16
Libby, Derek	3	31	10.3	0	25
Collins, Isaac	1	34	34.0	0	11
Wright, Brandon	1	29	29.0	0	29
Total	19	265	13.9	1	72
Opponents	14	151	10.8	1	84

Field Goals	fg	pct.	01-19	20-29	30-39	40-49	50-99	lg	blk
Zuerlein, Greg	15-16	93.8	0-0	5-6	3-3	3-3	4-4	57	0
Anderson, Taylor	5-5	100.0	1-1	4-4	0-0	0-0	0-0	26	0

Scoring	td	fg	PAT			dxp	saf	pts
			kick	rush	rcv			
Zuerlein, Greg	-	15-16	27-28	-	-	-	-	72
Hill, Michael	8	-	-	-	-	-	-	48
Downing, Tarrell	7	-	-	-	-	-	-	42
Thomas, Dominic	5	-	-	-	-	-	-	30
Partridge, T.	5	-	-	-	-	0-2	-	30
Anderson, Taylor	-	5-5	6-6	-	-	-	-	21
Jordan, Reggie	3	-	-	-	-	-	-	18
Clausen, Adam	2	-	-	-	-	-	-	12
Walton, Jerrin	2	-	-	-	-	-	-	12
Libby, Derek	1	-	-	-	-	-	-	6
Krysa, Dalton	1	-	-	-	-	-	-	6
Kremer, Cody	1	-	-	-	-	-	-	6
Crockum, Tyron	1	-	-	-	-	-	-	6
Alli, Yomi	-	-	-	-	-	1	-	2
Total	36	20-21	33-34	-	-	0-2	1	311
Opponents	21	8-10	19-21	-	-	-	1	171

Kick Returns	no.	yds	avg	td	lg
Fannin, TJ	13	299	23.0	0	41
Downing, Tarrell	11	260	23.6	1	88
Wright, Brandon	6	65	10.8	0	34
Green, Courtney	2	43	21.5	0	42
Ritter, Dan	1	15	15.0	0	15
Crockum, Tyron	1	18	18.0	0	18
Juergens, S.	1	7	7.0	0	7
Total	35	707	20.2	1	88
Opponents	43	907	21.1	0	45

All Purpose	g	rush	rcv	pr	kr	ir	total	avg/g
Hill, Michael	9	977	238	0	0	0	1215	135.0
Downing, Tarrell	9	0	461	137	260	0	858	95.3
Fannin, TJ	6	0	156	0	299	0	455	75.8
Thomas, Dominic	9	321	15	0	0	0	336	37.3
Partridge, T.	9	325	0	0	0	0	325	36.1
Total	9	2123	1557	265	707	214	4866	540.7
Opponents	9	1122	1942	151	907	26	4148	460.9

Total Offense	g	plays	rush	pass	total	avg/g
Partridge, T.	9	305	325	1447	1772	196.9
Hill, Michael	9	189	977	0	977	108.6

Missouri Western Football
Missouri Western Overall Defensive Statistics (as of Nov 01, 2011)
All games

#	Defensive Leaders	gp-gs	Tackles				Sacks no-yds	Pass defense			Fumbles		blkd	
			ua	a	tot	tfl/yds		int-yds	brup	qbh	rcv-yds	ff	kick	saf
48	Madget, Tom	9-9	29	35	64	6.0-15	.	1-5	2	1	.	1	.	.
36	Burrell, Nic	9-9	29	29	58	3.5-8	1-0	.	.	.
1	Weston, Jeremy	9-9	34	14	48	1.0-1	.	4-63	2
91	Bass, David	9-9	29	17	46	17.5-77	13.0-61	.	4	7	.	1	.	.
25	Alli, Yomi	9-0	20	23	43	4.5-11	2.0-6	.	1	2	.	.	2	.
2	Jackson, Ben	9-9	27	13	40	1.0-1	.	2-23	3	.	1-4	.	.	.
47	Kremer, Cody	9-9	15	25	40	2.5-3	.	2-30
43	Baska, Austin	9-9	18	21	39	10.5-55	5.0-40	.	1	3	1-0	1	.	.
90	Pister, Ben	9-8	13	21	34	12.0-69	7.5-55	1-11	1	2	.	1	.	.
7	Simpson, Shane	9-9	15	18	33	.	.	4-72	2
6	Long, Jack	9-9	20	13	33	.	.	.	2
96	Bryson, S.	9-0	8	18	26	4.0-12	1.0-5
8	Harrison, Marc	8-0	12	8	20	1	.	.
93	Pryor, Oliver	9-1	9	11	20	5.0-9	1.5-5	.	1	1
99	Brown, John	9-9	8	11	19	.	.	.	1	.	1-0	.	.	.
21	Kennedy, Meshack	9-0	10	7	17
51	Nicholas, Jordan	9-0	5	10	15
44	Ritter, Dan	9-0	8	6	14	1.0-1
37	Juergens, S.	9-0	7	6	13	2.0-6	1.0-5	.	.	.	1-0	1	.	.
41	Buckwalter, Jake	8-0	3	8	11	1.0-3	.	1-0	1
39	Johnson, Stephen	6-0	2	6	8	1	.	.
24	Collins, Isaac	7-0	5	2	7	1.0-1	.	1-0	1	.
35	Ressegule, Kirk	9-0	4	3	7	.	.	1-10
94	Engelken, Jesse	2-0	4	2	6	1
16	Anderson, Nick	9-0	2	3	5
59	Bailey, Jon	3-0	1	4	5	1.5-7	1.0-6
42	Liston, Tyson	7-0	1	3	4
13	Thompson, Marcus	5-0	1	3	4	1.0-3	.	.	1
TM	TEAM	7-0	3	.	3
98	Rollins, J.	4-0	2	1	3	1
33	Carter, Wallace	1-0	3	.	3
38	Pratt, C.	6-0	3	.	3	1.0-2	.	.	1
57	Williams, Josh	2-0	1	1	2
32	Chungong, R.	3-0	1	1	2
11	Downing, Tarrell	9-8	2	.	2
12	Partridge, T.	9-9	1	.	1
81	Wright, Brandon	7-1	1	.	1
5	Clausen, Adam	9-8	1	.	1
89	Jordan, Reggie	9-1	.	1	1
3	Crockum, Tyron	9-6	1	.	1
40	Whittler, Devin	1-0	1	.	1
26	Spencer, Raphael	1-0	1	.	1
70	Chiles, Brian	9-9	1	.	1
9	Libby, Derek	8-0	1	.	1
Total		9	362	344	706	76-284	33-190	17-214	23	18	5-4	7	3	.
Opponents		9	345	316	661	61-259	20-115	10-26	21	6	9-20	11	.	1

2011 Game-by-Game Tackles (Min. 8 total tackles)

Total Tackles	UA-A	Total	PSU	UCM	LU	WU	MSSU	LINCOLN	ESU	TSU	SBU
Madget, Tom	29-35	64	3-3	4-4	3-5	3-2	1-8	3-0	9-3	0-5	3-5
Burrell, Nic	29-29	58	5-2	2-3	2-1	4-5	1-8	1-3	6-1	4-5	4-1
Weston, Jeremy	34-14	48	5-1	2-1	1-0	5-5	7-3	4-0	3-0	4-3	3-1
Bass, David	29-17	46	0-1	5-2	3-3	2-2	4-6	4-0	4-2	1-1	6-0
Alli, Yomi	20-23	43	3-3	0-2	3-1	2-1	2-6	1-4	2-0	2-3	5-3
Jackson, Ben	27-13	40	4-0	4-1	2-1	4-4	4-2	2-1	4-1	1-1	2-2
Kremer, Cody	15-25	40	1-3	2-1	0-4	4-3	1-3	2-3	2-1	1-4	2-3
Baska, Austin	18-21	39	0-4	1-2	2-3	1-3	2-2	3-2	4-1	1-3	4-1
Pister, Ben	13-21	34	1-1	3-5	1-3	-	0-2	2-4	4-0	1-3	1-3
Long, Jack	20-13	33	3-3	0-1	2-0	4-2	5-2	1-2	2-1	-	3-2
Simpson, Shane	15-18	33	2-2	-	1-1	1-4	2-2	0-1	3-2	3-4	3-2
Bryson, S.	8-18	26	0-5	2-2	0-1	0-4	1-2	1-3	1-0	3-1	-
Pryor, Oliver	9-11	20	2-2	-	0-4	0-2	1-0	2-1	2-0	2-2	-
Harrison, Marc	12-8	20	5-1	2-0	1-3	1-0	DNP	3-0	0-1	0-2	0-1
Brown, John	8-11	19	2-1	-	0-1	0-5	1-2	1-1	1-0	-	3-1
Kennedy, Meshack	10-7	17	0-1	-	1-1	1-0	0-3	6-1	-	1-1	1-0
Nicholas, Jordan	5-10	15	0-1	0-1	0-1	-	2-2	0-3	0-1	2-1	1-0
Ritter, Dan	8-6	14	1-0	2-0	0-2	-	-	3-3	1-1	1-0	-
Juergens, S.	7-6	13	-	-	-	1-1	-	5-4	-	1-1	-
Buckwalter, Jake	3-8	11	1-0	-	2-3	DNP	-	0-3	-	0-1	0-1
Johnson, Stephen	2-6	8	DNP	-	1-2	0-1	1-1	0-2	DNP	DNP	-

2011 Game-by-Game Tackles for a loss

TACKLES FOR LOSS	UA-A	Total	PSU	UCM	LU	WU	MSSU	LINCOLN	ESU	TSU	SBU
Bass, David	16-3	17.5	-	4.0-14	3.0-18	1.0-8	2.0-10	-	2.5-8	-	5.0-19
Pister, Ben	9-6	12.0	-	2.0-17	1.5-16	-	0.5-0	1.5-6	3.0-12	2.0-7	1.5-11
Baska, Austin	9-3	10.5	0.5-1	1.0-8	1.0-5	1.0-1	1.0-11	1.5-7	1.0-2	1.0-5	2.5-15
Madget, Tom	3-6	6.0	-	-	0.5-0	2.0-5	0.5-1	-	0.5-1	0.5-1	2.0-7
Pryor, Oliver	3-4	5.0	-	-	1.0-2	-	-	2.5-3	-	1.5-4	-
Alli, Yomi	3-3	4.5	-	0.5-1	1.0-3	-	0.5-0	-	-	-	2.5-7
Bryson, S.	3-2	4.0	0.5-1	1.5-3	-	-	-	1.0-3	-	1.0-5	-
Burrell, Nic	3-1	3.5	-	-	-	-	-	-	2.0-4	1.5-4	-
Kremer, Cody	1-3	2.5	-	-	-	-	0.5-1	-	-	0.5-0	1.5-2
Juergens, S.	2-0	2.0	-	-	-	1.0-5	-	1.0-1	-	-	-
Bailey, Jon	1-1	1.5	-	DNP	1.0-6	DNP	DNP	0.5-1	DNP	DNP	DNP
Pratt, C.	1-0	1.0	DNP	DNP	-	-	-	1.0-2	DNP	-	-
Ritter, Dan	1-0	1.0	-	-	-	-	-	1.0-1	-	-	-
Collins, Isaac	1-0	1.0	1.0-1	-	-	DNP	-	-	-	-	DNP
Thompson, Marcus	1-0	1.0	1.0-3	-	-	-	-	DNP	DNP	DNP	DNP
Weston, Jeremy	1-0	1.0	-	-	-	-	-	1.0-1	-	-	-
Buckwalter, Jake	1-0	1.0	1.0-3	-	-	DNP	-	-	-	-	-
Jackson, Ben	1-0	1.0	-	-	1.0-1	-	-	-	-	-	-

2011 Game-by-Game Sacks

SACKS	UA-A	Total	PSU	UCM	LU	WU	MSSU	LINCOLN	ESU	TSU	SBU
Bass, David	12-2	13.0	-	4.0-14	2.0-10	1.0-8	1.0-6	-	1.0-5	-	4.0-18
Pister, Ben	7-1	7.5	-	2.0-17	1.5-16	-	-	-	2.0-9	1.0-5	1.0-8
Baska, Austin	5-0	5.0	-	1.0-8	-	-	1.0-11	1.0-6	-	-	2.0-15
Alli, Yomi	2-0	2.0	-	-	-	-	-	-	-	-	2.0-6
Pryor, Oliver	1-1	1.5	-	-	0.5-1	-	-	-	-	1.0-4	-
Juergens, S.	1-0	1.0	-	-	-	1.0-5	-	-	-	-	-
Bryson, S.	1-0	1.0	-	-	-	-	-	-	-	1.0-5	-
Bailey, Jon	1-0	1.0	-	DNP	1.0-6	DNP	DNP	-	DNP	DNP	DNP

2011 Game-by-Game Rushing/Receiving

**Missouri Western Football
Missouri Western Rushing/Receiving Game-by-Game (as of Nov 01, 2011)
All games**

RUSHING	No-Yds/TD	PSU	UCM	LU	WU	MSSU	LINCOLN	ESU	TSU	SBU
Hill,Michael	189-977/4	14-44/0	25-113/0	19-91/1	19-57/0	21-125/0	8-94/2	20-112/0	22-95/1	41-246/0
Partridge,T.	87-325/5	12--2/0	5-92/1	5-10/1	13-35/0	17-96/2	3--5/0	13-42/0	6-8/0	13-49/1
Thomas,Dominic	45-321/5	4-68/1	7-14/0	6-30/1	3-5/0	5-28/0	9-124/2	2-3/0	6-39/0	3-10/1
Walton,Jerrin	16-182/2	-	DNP	7-47/0	1--6/0	DNP	2-94/1	DNP	6-47/1	-
Krysa,Dalton	22-158/1	1-2/0	2-8/0	4-17/0	1-12/0	1-0/0	6-58/1	1-0/0	4-21/0	2-40/0
Jordan,Reggie	3-132/1	-	-	1-57/0	-	-	-	-	1-64/1	1-11/0
Crockum,Tyron	3-51/0	-	-	-	-	1-39/0	-	2-12/0	-	-
Libby,Derek	1-7/0	-	DNP	1-7/0	-	-	-	-	-	-
Wright,Brandon	1--4/0	-	DNP	-	DNP	-	-	1--4/0	-	-
TEAM	15--45/0	DNP	4--8/0	1--1/0	DNP	4--25/0	1--2/0	3--6/0	2--3/0	-

RECEIVING	No-Yds/TD	PSU	UCM	LU	WU	MSSU	LINCOLN	ESU	TSU	SBU
Downing,Tarrell	24-461/5	2-17/0	3-17/1	1-53/1	3-61/0	1-11/0	-	6-86/1	5-171/1	3-45/1
Hill,Michael	26-238/4	2-5/0	1-12/0	3-13/1	4-12/0	4-16/0	2-56/1	5-73/1	1-0/0	4-51/1
Libby,Derek	11-176/1	1-4/0	DNP	1-19/0	1-6/0	1-3/0	2-21/0	1-15/0	3-90/1	1-18/0
Clausen,Adam	14-168/2	-	2-13/0	2-48/0	2-24/1	6-71/1	-	-	2-12/0	-
Fannin,TJ	15-156/0	2-45/0	3-19/0	1-14/0	7-55/0	2-23/0	DNP	DNP	DNP	-
Crockum,Tyron	15-124/1	1-4/0	3-25/0	1-6/0	1-7/1	1--4/0	1-10/0	1-9/0	4-48/0	2-19/0
Krysa,Dalton	5-90/0	-	-	1-6/0	1-3/0	-	1-28/0	1-24/0	1-29/0	-
Jordan,Reggie	4-50/2	-	-	2-36/0	-	-	-	1-10/1	1-4/1	-
Wright,Brandon	4-37/0	1-2/0	DNP	1-13/0	DNP	-	-	1-11/0	-	1-11/0
Knox,Kyle	4-35/0	1-2/0	1-15/0	DNP	-	-	-	1-11/0	1-7/0	-
Thomas,Dominic	3-15/0	-	-	1-10/0	1-5/0	-	-	1-0/0	-	-
Fowler,David	2-7/0	-	1-8/0	-	-	-	-	1--1/0	-	-

2011 Game-by-Game Passing

**Missouri Western Football
Missouri Western Passing Game-by-Game (as of Nov 01, 2011)
All games**

#12 Partridge,T.	Comp	Att	Int	Pct	Yards	TD	Long	Sacked	Effic
Pittsburg State	10	20	2	50.0	79	0	24	5-30	63.18
Central Missouri	14	26	0	53.8	109	1	21	0-0	101.75
Langston University	12	24	1	50.0	199	2	53	0-0	138.82
Washburn	18	31	2	58.1	165	2	44	1-5	111.16
Missouri Southern	15	30	1	50.0	120	1	19	3-22	87.93
Lincoln	6	15	1	40.0	115	1	53	1-6	113.07
Emporia State	19	30	0	63.3	238	3	43	2-6	162.97
Truman	15	24	2	62.5	278	3	80	2-12	184.38
Southwest Baptist	11	18	1	61.1	144	2	38	2-11	153.87
TOTALS	120	218	10	55.0	1447	15	80	16-92	124.33

#10 Walton,Jerrin	Comp	Att	Int	Pct	Yards	TD	Long	Sacked	Effic
Langston University	2	3	0	66.7	19	0	13	2-7	119.87
Washburn	2	3	0	66.7	8	0	5	1-6	89.07
Truman	2	3	0	66.7	36	0	29	1-10	167.47
TOTALS	6	9	0	66.7	63	0	29	4-23	125.47

#3 Crockum,Tyron	Comp	Att	Int	Pct	Yards	TD	Long	Sacked	Effic
Truman	1	1	0	100.0	47	0	47	0-0	494.80
TOTALS	1	1	0	100.0	47	0	47	0-0	494.80

#5 Clausen,Adam	Comp	Att	Int	Pct	Yards	TD	Long	Sacked	Effic
Langston University	0	1	0	0.0	0	0	0	0-0	0.00
Emporia State	0	1	0	0.0	0	0	0	0-0	0.00
TOTALS	0	2	0	0.0	0	0	0	0-0	0.00

2011 Game-by-Game Punt Returns - Kickoff Returns - Interception Returns - Fumble Returns

PUNT RETURNS	No-Yds	PSU	UCM	LU	WU	MSSU	LINCOLN	ESU	TSU	SBU
Downing,Tarrell	10-137	-	2-1	-	-	1-9	2-78	2-16	2-32	1-1
Crockum,Tyron	4-34	-	-	3-24	-	-	1-10	-	-	-
Collins,Isaac	1-34	-	-	1-34	DNP	-	-	-	-	DNP
Libby,Derek	3-31	-	DNP	1-25	-	-	-	-	2-6	-
Wright,Brandon	1-29	-	DNP	1-29	DNP	-	-	-	-	-

KICK RETURNS	No-Yds	PSU	UCM	LU	WU	MSSU	LINCOLN	ESU	TSU	SBU
Fannin,TJ	13-299	5-114	-	1-28	6-143	1-14	DNP	DNP	DNP	-
Downing,Tarrell	11-260	1-22	3-49	-	2-48	3-53	1-88	-	-	1-0
Wright,Brandon	6-65	-	DNP	-	DNP	1-10	1-2	1-34	-	3-23
Green,Courtney	2-43	DNP	DNP	-	DNP	DNP	1-42	DNP	1-1	DNP
Crockum,Tyron	1-18	1-18	-	-	-	-	-	-	-	-
Ritter,Dan	1-15	-	-	-	-	-	1-15	-	-	-
Juergens,S.	1-7	-	-	-	-	-	-	1-7	-	-

INT. RETURNS	No-Yds	PSU	UCM	LU	WU	MSSU	LINCOLN	ESU	TSU	SBU
Simpson,Shane	4-72	-	-	1-47	-	1-9	1-7	-	1-9	-
Weston,Jeremy	4-63	-	2-16	-	-	1-30	-	1-17	-	-
Kremer,Cody	2-30	-	-	1-0	-	-	1-30	-	-	-
Jackson,Ben	2-23	-	-	-	1-0	-	1-23	-	-	-
Pister,Ben	1-11	-	1-11	-	-	-	-	-	-	-
Ressegule,Kirk	1-10	-	-	-	-	-	1-10	-	-	-
Buckwalter,Jake	1-0	-	-	-	DNP	-	1-0	-	-	-
Collins,Isaac	1-0	-	-	1-0	DNP	-	-	-	-	DNP
Madget,Tom	1-5	-	-	-	1-5	-	-	-	-	-

FUMBLE RETURNS	No-Yds	PSU	UCM	LU	WU	MSSU	LINCOLN	ESU	TSU	SBU
Jackson,Ben	1-4	-	-	-	-	-	1-4	-	-	-

2011 Game-by-Game All-Purpose Yards - (Min. 5 Yards)

ALL-PURPOSE YARDS	Total	PSU	UCM	LU	WU	MSSU	LINCOLN	ESU	TSU	SBU
Hill,Michael	1215	49	125	104	69	141	150	185	95	297
Downing,Tarrell	858	39	67	53	109	73	166	102	203	46
Fannin,TJ	455	159	19	42	198	37	DNP	DNP	DNP	-
Thomas,Dominic	336	68	14	40	10	28	124	3	39	10
Partridge,T.	325	-2	92	10	35	96	-5	42	8	49
Krysa,Dalton	248	2	8	23	15	-	86	24	50	40
Crockum,Tyron	227	22	25	30	7	35	20	21	48	19
Libby,Derek	214	4	DNP	51	6	3	21	15	96	18
Walton,Jerrin	182	-	DNP	47	-6	DNP	94	DNP	47	-
Jordan,Reggie	182	-	-	93	-	-	-	10	68	11
Clausen,Adam	168	-	13	48	24	71	-	-	12	-
Wright,Brandon	127	2	DNP	42	DNP	10	-2	41	-	34
Simpson,Shane	72	-	-	47	-	9	7	-	9	-
Weston,Jeremy	63	-	16	-	-	30	-	17	-	-
Green,Courtney	43	DNP	DNP	-	DNP	DNP	42	DNP	1	DNP
Knox,Kyle	35	2	15	DNP	-	-	-	11	7	-
Collins,Isaac	34	-	-	34	DNP	-	-	-	-	DNP
Kremer,Cody	30	-	-	-	-	-	30	-	-	-
Fowler,David	26	-	27	-	-	-	-	-1	-	-
Jackson,Ben	23	-	-	-	-	-	23	-	-	-
Ritter,Dan	15	-	-	-	-	-	15	-	-	-
Pister,Ben	11	-	11	-	-	-	-	-	-	-
Ressegule,Kirk	10	-	-	-	-	-	10	-	-	-
Juergens,S.	7	-	-	-	-	-	-	7	-	-
Madget,Tom	5	-	-	-	5	-	-	-	-	-

2011 Game-by-Game Fumbles - Fumbles Forced - Fumbles Recovered

FUMBLES	No-Lost	PSU	UCM	LU	WU	MSSU	LINCOLN	ESU	TSU	SBU
Hill,Michael	6-2	1-0	1-0	-	1-1	-	-	1-1	2-0	-
Partridge,T.	6-4	2-2	-	1-0	-	1-0	-	-	1-1	1-1
Fannin,TJ	2-2	-	1-1	-	1-1	-	DNP	DNP	DNP	-
Thomas,Dominic	1-1	-	-	-	-	-	-	-	-	1-1

FUMBLES FORCED	Number	PSU	UCM	LU	WU	MSSU	LINCOLN	ESU	TSU	SBU
Pister,Ben	1	-	-	-	-	-	-	-	1	-
Harrison,Marc	1	-	-	1	-	DNP	-	-	-	-
Madget,Tom	1	-	-	-	-	-	-	1	-	-
Juergens,S.	1	-	-	-	1	-	-	-	-	-
Johnson,Stephen	1	DNP	-	1	-	-	-	DNP	DNP	-
Baska,Austin	1	-	-	-	-	-	1	-	-	-
Bass,David	1	-	-	-	-	1	-	-	-	-

FUMBLES RECOVERED	Number	PSU	UCM	LU	WU	MSSU	LINCOLN	ESU	TSU	SBU
Brown,John	1	-	-	-	-	1	-	-	-	-
Baska,Austin	1	-	-	-	-	-	-	-	1	-
Juergens,S.	1	1	-	-	-	-	-	-	-	-
Jackson,Ben	1	-	-	-	-	-	1	-	-	-
Burrell,Nic	1	-	-	-	1	-	-	-	-	-

2011 Griffons and Opponents in the Redzone

Missouri Western Inside Opponent Red-Zone

Date	Opponent	Score	Times		Total Pts	Rush TDs	Pass TDs	FGs Made	Failed to score inside RZ					
			In RZ	Scored					FGA	Down	Int	Fumb	Half	Game
Sept 1, 2011	PITTSBURG STATE	L 7-34	1	0	0	0	0	0	0	0	0	1	0	0
Sep 10, 2011	CENTRAL MISSOURI	W 23-6	3	2	10	1	0	1	1	1	0	0	0	0
Sep 17, 2011	LANGSTON UNIVERSITY	W 47-0	8	8	40	4	3	1	4	0	0	0	0	0
Sep 22, 2011	at Washburn	L 20-41	4	4	20	2	0	2	2	0	0	0	0	0
Oct 01, 2011	at Missouri Southern	W 35-23	7	6	26	2	1	1	4	0	0	1	0	0
Oct 08, 2011	LINCOLN	W 81-20	3	3	17	2	2	0	1	0	0	0	0	0
Oct 15, 2011	at Emporia State	W 22-16	3	3	19	3	0	3	0	0	0	0	0	0
Oct 22, 2011	TRUMAN	W 45-7	4	3	17	2	1	1	1	0	0	1	0	0
Oct 28, 2011	at Southwest Baptist	W 31-24	4	4	24	3	2	1	1	0	0	0	0	0
Totals			37	33	173	19	9	10	14	1	0	2	1	0
33 of 37 (89.2%)														

Opponents Inside Missouri Western Red-Zone

Date	Opponent	Score	Times		Total Pts	Rush TDs	Pass TDs	FGs Made	Failed to score inside RZ					
			In RZ	Scored					FGA	Down	Int	Fumb	Half	Game
Sept 1, 2011	PITTSBURG STATE	L 7-34	4	4	20	2	2	0	2	0	0	0	0	0
Sep 10, 2011	CENTRAL MISSOURI	W 23-6	2	1	3	0	0	0	1	0	0	1	0	0
Sep 17, 2011	LANGSTON UNIVERSITY	W 47-0	0	0	0	0	0	0	0	0	0	0	0	0
Sep 22, 2011	at Washburn	L 20-41	6	5	27	3	1	2	2	0	0	1	0	0
Oct 01, 2011	at Missouri Southern	W 35-23	5	4	23	3	1	2	1	0	0	1	0	0
Oct 08, 2011	LINCOLN	W 81-20	5	3	20	3	2	1	0	0	2	0	0	0
Oct 15, 2011	at Emporia State	W 22-16	1	1	7	1	0	1	0	0	0	0	0	0
Oct 22, 2011	TRUMAN	W 45-7	2	1	7	1	1	0	0	0	1	0	0	0
Oct 28, 2011	at Southwest Baptist	W 31-24	3	3	17	2	0	2	1	0	0	0	0	0
Totals			28	22	124	15	7	8	7	0	3	3	0	0
22 of 28 (78.6%)														

2011 Griffons and Opponents by Quarter Stats

Date	Opponent	Score	Overall	1st Qtr	2nd Qtr	3rd Qtr	4th Qtr	Overtime
Sept 1, 2011	PITTSBURG STATE	L 7-34	1-13 7.7	1-4 25.0	0-4 0.0	0-3 0.0	0-2 0.0	
Sep 10, 2011	CENTRAL MISSOURI	W 23-6	4-14 28.6	2-4 50.0	0-2 0.0	2-4 50.0	0-4 0.0	
Sep 17, 2011	LANGSTON UNIVERSITY	W 47-0	5-14 35.7	1-3 33.3	1-6 16.7	2-2 100.0	1-3 33.3	
Sep 22, 2011	at Washburn	L 20-41	6-16 37.5	2-3 66.7	1-4 25.0	1-4 25.0	2-5 40.0	
Oct 01, 2011	at Missouri Southern	W 35-23	8-18 44.4	1-3 33.3	3-7 42.9	1-4 25.0	3-4 75.0	
Oct 08, 2011	LINCOLN	W 81-20	0-5 0.0	0-1 0.0	0-2 0.0	0-2 0.0	0-0 0.0	
Oct 15, 2011	at Emporia State	W 22-16	8-16 50.0	2-3 66.7	3-4 75.0	2-4 50.0	1-5 20.0	
Oct 22, 2011	TRUMAN	W 45-7	6-14 42.9	1-4 25.0	2-3 66.7	1-4 25.0	2-3 66.7	
Oct 28, 2011	at Southwest Baptist	W 31-24	8-16 50.0	2-4 50.0	4-5 80.0	0-3 0.0	2-4 50.0	
Missouri Western			46-126 36.5	12-29 41.4	14-37 37.8	9-30 30.0	11-30 36.7	0-0 0.0
Opponents			48-144 33.3	12-39 30.8	9-34 26.5	15-38 39.5	12-33 36.4	0-0 0.0

4th-Down Conversions

Date	Opponent	Score	Overall	1st Qtr	2nd Qtr	3rd Qtr	4th Qtr	Overtime
Sept 1, 2011	PITTSBURG STATE	L 7-34	0-1 0.0	0-0 0.0	0-1 0.0	0-0 0.0	0-0 0.0	
Sep 10, 2011	CENTRAL MISSOURI	W 23-6	0-0 0.0	0-0 0.0	0-0 0.0	0-0 0.0	0-0 0.0	
Sep 17, 2011	LANGSTON UNIVERSITY	W 47-0	1-2 50.0	0-0 0.0	1-2 50.0	0-0 0.0	0-0 0.0	
Sep 22, 2011	at Washburn	L 20-41	2-4 50.0	0-0 0.0	1-1 100.0	0-0 0.0	1-3 33.3	
Oct 01, 2011	at Missouri Southern	W 35-23	1-1 100.0	0-0 0.0	0-0 0.0	1-1 100.0	0-0 0.0	
Oct 08, 2011	LINCOLN	W 81-20	0-0 0.0	0-0 0.0	0-0 0.0	0-0 0.0	0-0 0.0	
Oct 15, 2011	at Emporia State	W 22-16	0-1 0.0	0-0 0.0	0-0 0.0	0-0 0.0	0-1 0.0	
Oct 22, 2011	TRUMAN	W 45-7	1-1 100.0	1-1 100.0	0-0 0.0	0-0 0.0	0-0 0.0	
Oct 28, 2011	at Southwest Baptist	W 31-24	2-3 66.7	0-1 0.0	0-0 0.0	2-2 100.0	0-0 0.0	
Missouri Western			7-13 53.8	1-2 50.0	2-4 50.0	3-3 100.0	1-4 25.0	0-0 0.0
Opponents			6-22 27.3	1-4 25.0	1-3 33.3	1-4 25.0	3-11 27.3	0-0 0.0

Time of Possession

Date	Opponent	Score	Overall	1st Qtr	2nd Qtr	3rd Qtr	4th Qtr	Overtime
Sept 1, 2011	PITTSBURG STATE	L 7-34	26:36	10:19	7:15	3:44	5:18	
Sep 10, 2011	CENTRAL MISSOURI	W 23-6	33:20	7:46	6:52	9:47	8:55	
Sep 17, 2011	LANGSTON UNIVERSITY	W 47-0	30:22	7:10	8:23	7:16	7:33	
Sep 22, 2011	at Washburn	L 20-41	30:26	8:39	7:25	5:30	8:52	
Oct 01, 2011	at Missouri Southern	W 35-23	31:18	6:35	8:29	9:12	7:02	
Oct 08, 2011	LINCOLN	W 81-20	17:21	4:26	4:50	4:53	3:12	
Oct 15, 2011	at Emporia State	W 22-16	32:27	6:56	8:05	9:01	8:25	
Oct 22, 2011	TRUMAN	W 45-7	33:41	7:33	7:57	7:46	10:25	
Oct 28, 2011	at Southwest Baptist	W 31-24	27:13	6:02	9:15	5:44	6:12	
Missouri Western			Total 262:44	65:26	68:31	62:53	65:54	0:00
			Avg. 29:11	7:16	7:36	6:59	7:19	0:00
Opponents			Total 267:51	63:57	66:29	72:07	65:18	0:00
			Avg. 29:45	7:06	7:23	8:00	7:15	0:00

2011 Team Statistics

Date	Opponent	Rushing				Receiving				Passing				Kick Returns				Punt Returns				Tot Off		
		no.	yds	td	lg	no.	yds	td	lg	cmp	att	int	yds	td	lg	no.	yds	td	lg	no.	yds		td	lg
Sep 1	PITTSBURG STATE	31	112	1	60	10	79	0	24	10-20-2	79	0	24	7	154	0	31	0	0	0	0	0	0	191
Sep 10	CENTRAL MISSOURI	43	238	1	68	14	109	1	21	14-26-0	109	1	21	3	49	0	24	2	1	0	1	0	347	
Sep 17	LANGSTON UNIVERSITY	44	258	3	57	14	218	2	53	14-28-1	218	2	53	1	28	0	28	6	11	0	29	0	476	
Sep 22	at Washburn	37	103	0	14	20	173	2	44	20-34-2	173	2	44	8	191	0	41	0	0	0	0	0	276	
Oct 01	at Missouri Southern	49	263	2	46	15	120	1	19	15-30-1	120	1	19	5	77	0	23	1	9	0	9	0	383	
Oct 08	LINCOLN	29	363	6	83	6	115	1	53	6-15-1	115	1	53	4	143	1	88	3	88	1	72	0	478	
Oct 15	at Emporia State	42	159	0	18	19	238	3	43	19-31-0	238	3	43	2	41	0	34	2	16	0	9	0	397	
Oct 22	TRUMAN	47	271	3	64	18	361	3	80	18-28-2	361	3	80	1	1	0	1	4	38	0	29	0	632	
Oct 28	at Southwest Baptist	60	356	2	48	11	144	2	38	11-18-1	144	2	38	4	23	0	9	1	1	0	1	0	500	
Opponents		382	2123	18	83	127	1557	15	80	127-230-10	1557	15	80	35	707	1	88	19	265	1	72	0	3680	
Opponents		334	1122	9	44	186	1942	11	53	186-342-17	1942	11	53	43	907	0	45	14	151	1	84	0	3064	

Games played: 9
 Avg per rush: 5.6
 Avg per catch: 12.3
 Pass efficiency: 124.91
 Kick ret avg: 20.2
 Punt ret avg: 13.9
 All purpose avg/game: 540.7
 Total offense avg/gm: 408.9

Date	Opponent	Tackles				Sacks		Fumble		Pass Defense			Blkd		PAT Attempts			saf	pts			
		ua	a	total	tfl-yds	no-yds	ff	fr-yds	int-yds	qbh	brup	kick	kick	rush	rcv							
Sep 1	PITTSBURG STATE	47	40	87	4.0-9	1.0-0	0	1-0	0	0	1	2	0	1	1	0	0	0	0	0	0	7
Sep 10	CENTRAL MISSOURI	30	26	56	9.0-43	7.0-39	0	0-0	3-27	2	4	0	0	2	2	0	0	0	0	0	23	
Sep 17	LANGSTON UNIVERSIT	32	42	74	10.0-51	5.0-33	2	0-0	3-47	5	4	2	0	5	5	0	0	0	0	0	47	
Sep 22	at Washburn	35	46	81	5.0-19	2.0-13	1	1-0	2-5	1	2	0	0	2	2	0	0	0	0	0	20	
Oct 01	at Missouri Southern	36	54	90	5.0-23	2.0-17	1	1-0	2-39	2	3	0	0	2	2	0	0	0	0	0	35	
Oct 08	LINCOLN	56	52	108	11.0-25	1.0-6	1	1-4	5-70	2	5	1	0	10	10	0	0	0	0	0	81	
Oct 15	at Emporia State	49	16	65	9.0-27	3.0-14	1	0-0	1-17	1	2	0	0	1	1	0	0	0	0	0	22	
Oct 22	TRUMAN	31	42	73	8.0-26	3.0-14	1	1-0	1-9	4	0	0	0	6	6	0	0	0	0	0	45	
Oct 28	at Southwest Baptist	46	26	72	15.0-61	9.0-47	0	0-0	0-0	0	1	0	0	4	4	0	0	0	0	0	31	
Opponents		362	344	706	76.0-284	32.0-183	7	5-4	17-214	18	23	3	0	33	33	0	0	0	0	0	311	
Opponents		345	316	661	61.0-259	20.0-115	11	9-20	10-26	6	21	0	0	19	19	0	0	0	0	0	171	

Date	Opponent	Punting								Field Goals			Kickoffs					
		no.	yds	avg	long	bkld	tb	fc	50+	i20	md-att	long	bkld	no.	yds	avg	tb	ob
Sep 1	PITTSBURG STATE	9	414	46.0	64	0	0	2	2	3	0-0	0	0	1	70	70.0	0	0
Sep 10	CENTRAL MISSOURI	6	225	37.5	46	0	1	2	0	3	3-4	51	0	6	388	64.7	1	0
Sep 17	LANGSTON UNIVERSIT	3	115	38.3	47	0	0	2	0	2	4-4	26	0	9	570	63.3	0	0
Sep 22	at Washburn	3	129	43.0	54	0	1	1	1	0	2-2	28	0	5	334	66.8	1	0
Oct 01	at Missouri Southern	1	38	38.0	38	0	0	1	0	0	5-5	57	0	9	616	68.4	3	0
Oct 08	LINCOLN	2	90	45.0	53	0	0	0	1	0	3-3	51	0	14	914	65.3	6	0
Oct 15	at Emporia State	5	238	47.6	59	0	3	1	3	1	1-1	39	0	6	393	65.5	2	0
Oct 22	TRUMAN	3	101	33.7	41	0	0	0	0	0	1-1	28	0	8	544	68.0	4	0
Oct 28	at Southwest Baptist	3	127	42.3	45	0	0	0	0	2	1-1	23	0	6	403	67.2	3	0

2011 Opponent Statistics

Date	Opponent	Rushing				Receiving				Passing				Kick Returns				Punt Returns				Tot Off	
		no.	yds	td	lg	no.	yds	td	lg	cmp	att	int	yds	td	lg	no.	yds	td	lg	no.	yds		td
Sep 1	PITTSBURG STATE	54	312	3	44	11	114	0	44	11-17-0	114	0	44	1	19	0	19	5	112	1	84	0	426
Sep 10	CENTRAL MISSOURI	24	20	0	28	18	158	0	33	18-36-3	158	0	33	5	119	0	40	2	22	0	13	0	178
Sep 17	LANGSTON UNIVERSITY	32	98	0	29	15	114	0	20	15-39-3	114	0	20	9	212	0	41	0	0	0	0	0	212
Sep 22	at Washburn	37	113	1	28	23	360	4	53	23-39-2	360	4	53	4	99	0	43	1	-4	0	0	0	473
Oct 01	at Missouri Southern	35	132	1	33	25	274	2	41	25-46-2	274	2	41	6	135	0	30	0	0	0	0	0	406
Oct 08	LINCOLN	50	135	2	30	33	311	1	32	33-54-5	311	1	32	7	131	0	45	1	9	0	9	0	446
Oct 15	at Emporia State	32	110	0	18	27	275	2	50	27-40-1	275	2	50	4	54	0	22	1	9	0	9	0	385
Oct 22	TRUMAN	35	158	1	19	13	133	0	37	13-36-1	133	0	37	4	68	0	28	2	1	0	2	0	291
Oct 28	at Southwest Baptist	35	44	1	24	21	203	2	27	21-35-0	203	2	27	3	70	0	26	2	2	0	3	0	247
Missouri Western		334	1122	9	44	186	1942	11	53	186-342-17	1942	11	53	43	907	0	45	14	151	1	84	0	3680
Missouri Western		382	2123	18	83	127	1557	15	80	127-230-10	1557	15	80	35	707	1	88	19	265	1	72	0	3680

Games played: 9
 Avg per rush: 3.4
 Avg per catch: 10.4
 Pass efficiency: 102.76
 Kick ret avg: 21.1
 Punt ret avg: 10.8
 All purpose avg/game: 460.9
 Total offense avg/gm: 340.4

Date	Opponent	Tackles				Sacks		Fumble		Pass Defense			Blkd		PAT Attempts			saf	pts		
		ua	a	total	tfl-yds	no-yds	ff	fr-yds	int-yds	qbh	brup	kick	kick	rush	rcv						
Sep 1	PITTSBURG STATE	36	22	58	11.0-51	5.0-30	3	2-4	2-1	1	3	0	0	4	4	0	0	0	0	0	34
Sep 10	CENTRAL MISSOURI	34	48	82	7.0-24	0.0-0	2	1-0	0-0	0	3	0	0	0	0	0	0	0	0	0	6
Sep 17	LANGSTON UNIVERSIT	44	30	74	4.0-11	2.0-7	0	0-0	1-14	1	2	0	0	0	0	0	0	0	0	0	0
Sep 22	at Washburn	33	56	89	8.0-29	2.0-11	2	2-7	2-9	2	2	0	0	5	5	0	0	0	0	0	41
Oct 01	at Missouri Southern	38	50	88	8.0-51	3.0-22	0	0-0	1-2	0	3	0	0	2	3	0	0	0	0	0	23
Oct 08	LINCOLN	25	16	41	3.0-11	1.0-6	0	0-0	1-0	0	0	0	0	0	0	0	0	0	0	0	20
Oct 15	at Emporia State	44	22	66	8.0-19	2.0-6	1	1-0	0-0	1	5	0	0	2	2	0	0	0	0	0	16
Oct 22	TRUMAN	41	38	79	8.0-46	3.0-22	3	1-0	2-0	1	0	0	0	1	1	0	0	0	0	0	7
Oct 28	at Southwest Baptist	50	34	84	4.0-17	2.0-11	0	2-9	1-0	0	3	0	0	3	3	0	0	0	0	0	24
Missouri Western		345	316	661	61.0-259	20.0-115	11	9-20	10-26	6	21	0	0	19	19	0	0	0	0	0	171
Missouri Western		362	344	706	76.0-284	32.0-183	7	5-4	17-214	18	23	3	0	33	33	0	0	0	0	0	311

Date	Opponent	Punting								Field Goals			Kickoffs					
		no.	yds	avg	long	bkld	tb	fc	50+	i20	md-att	long	bkld	no.	yds	avg	tb	ob
Sep 1	PITTSBURG STATE	4	151	37.8	48	0	1	1	0	1	2-2	38	0	7	453	64.7	0	0
Sep 10	CENTRAL MISSOURI	8	355	44.4	55	0	0	3	1	1	2-2	53	0	3	192	64.0	0	0

INDIVIDUAL GAME HIGHS

Rushes	41	Hill,Michael at Southwest Baptist (Oct 28, 2011)
Yards Rushing	246	Hill,Michael at Southwest Baptist (Oct 28, 2011)
TD Rushes	2	Partridge,T. at Missouri Southern (Oct 01, 2011)
	2	Hill,Michael vs Lincoln (Oct 08, 2011)
	2	Thomas,Dominic vs Lincoln (Oct 08, 2011)
Long Rush	83	Walton,Jerrin vs Lincoln (Oct 08, 2011)
Pass attempts	31	Partridge,T. at Washburn (Sep 22, 2011)
Pass completions	19	Partridge,T. at Emporia State (Oct 15, 2011)
Yards Passing	278	Partridge,T. vs Truman (Oct 22, 2011)
TD Passes	3	Partridge,T. at Emporia State (Oct 15, 2011)
	3	Partridge,T. vs Truman (Oct 22, 2011)
Long Pass	80	Partridge,T. vs Truman (Oct 22, 2011)
Receptions	7	Fannin,TJ at Washburn (Sep 22, 2011)
Yards Receiving	171	Downing,Tarrell vs Truman (Oct 22, 2011)
TD Receptions	1	Downing,Tarrell vs Central Missouri (Sep 10, 2011)
	1	Hill,Michael vs Langston University (Sep 17, 2011)
	1	Downing,Tarrell vs Langston University (Sep 17, 2011)
	1	Clausen,Adam at Washburn (Sep 22, 2011)
	1	Crockum,Tyron at Washburn (Sep 22, 2011)
	1	Clausen,Adam at Missouri Southern (Oct 01, 2011)
	1	Hill,Michael vs Lincoln (Oct 08, 2011)
	1	Downing,Tarrell at Emporia State (Oct 15, 2011)
	1	Hill,Michael at Southwest Baptist (Oct 28, 2011)
	1	Jordan,Reggie at Emporia State (Oct 15, 2011)
	1	Downing,Tarrell vs Truman (Oct 22, 2011)
	1	Libby,Derek vs Truman (Oct 22, 2011)
	1	Jordan,Reggie vs Truman (Oct 22, 2011)
	1	Downing,Tarrell at Southwest Baptist (Oct 28, 2011)
	1	Hill,Michael at Southwest Baptist (Oct 28, 2011)
Long Reception	80	Downing,Tarrell vs Truman (Oct 22, 2011)
Field Goals	5	Zuerlein,Greg at Missouri Southern (Oct 01, 2011)
Long Field Goal	57	Zuerlein,Greg at Missouri Southern (Oct 01, 2011)
Punts	9	Groner,Scott vs Pittsburg State (Sept 1, 2011)
Punting Avg	47.6	Groner,Scott at Emporia State (Oct 15, 2011)
Long Punt	64	Groner,Scott vs Pittsburg State (Sept 1, 2011)
Long Punt Return	72	Downing,Tarrell vs Lincoln (Oct 08, 2011)
Long Kickoff Return	88	Downing,Tarrell vs Lincoln (Oct 08, 2011)
Tackles	12	Madget,Tom at Emporia State (Oct 15, 2011)
Sacks	4.0	Bass,David vs Central Missouri (Sep 10, 2011)
	4.0	Bass,David at Southwest Baptist (Oct 28, 2011)

TEAM GAME HIGHS

Rushes	60	at Southwest Baptist (Oct 28, 2011)
Yards Rushing	363	vs Lincoln (Oct 08, 2011)
Yards Per Rush	12.5	vs Lincoln (Oct 08, 2011)
TD Rushes	6	vs Lincoln (Oct 08, 2011)
Pass attempts	34	at Washburn (Sep 22, 2011)
Pass completions	20	at Washburn (Sep 22, 2011)
Yards Passing	361	vs Truman (Oct 22, 2011)
Yards Per Pass	12.9	vs Truman (Oct 22, 2011)
TD Passes	3	at Emporia State (Oct 15, 2011)
	3	vs Truman (Oct 22, 2011)
Total Plays	79	at Missouri Southern (Oct 01, 2011)
Total Offense	632	vs Truman (Oct 22, 2011)
Yards Per Play	10.9	vs Lincoln (Oct 08, 2011)
Points	81	vs Lincoln (Oct 08, 2011)
Sacks By	9	at Southwest Baptist (Oct 28, 2011)
First Downs	24	vs Truman (Oct 22, 2011)
	24	at Southwest Baptist (Oct 28, 2011)
Penalties	13	vs Lincoln (Oct 08, 2011)
Penalty Yards	140	vs Pittsburg State (Sept 1, 2011)
Turnovers	4	vs Pittsburg State (Sept 1, 2011)
	4	at Washburn (Sep 22, 2011)
Interceptions By	5	vs Lincoln (Oct 08, 2011)

OPPONENT INDIVIDUAL GAME HIGHS

Rushes	23	Cooper,Justin, at Washburn (Sep 22, 2011)
Yards Rushing	117	Dickey,Zac, vs Pittsburg State (Sept 1, 2011)
TD Rushes	1	Dickey,Zac, vs Pittsburg State (Sept 1, 2011)
	1	Watkins,Solomon, vs Pittsburg State (Sept 1, 2011)
	1	Wilson,Briceton, vs Pittsburg State (Sept 1, 2011)
	1	McPherson,Sean, at Washburn (Sep 22, 2011)
	1	Sumpter,Steven, at Missouri Southern (Oct 01, 2011)
	1	Redmond,Robert, vs Lincoln (Oct 08, 2011)
	1	Brock,Deon, vs Lincoln (Oct 08, 2011)
	1	Schottel,Conrad, vs Truman (Oct 22, 2011)
	1	Everson,Thaddeu, at Southwest Baptist (Oct 28, 2011)
Long Rush	44	Dickey,Zac, vs Pittsburg State (Sept 1, 2011)
Pass attempts	45	Redmond,Robert, vs Lincoln (Oct 08, 2011)
Pass completions	30	Redmond,Robert, vs Lincoln (Oct 08, 2011)
Yards Passing	360	Simoneau,Dane, at Washburn (Sep 22, 2011)
TD Passes	4	Simoneau,Dane, at Washburn (Sep 22, 2011)
Long Pass	53	Simoneau,Dane, at Washburn (Sep 22, 2011)
Receptions	13	Gregory,C., vs Lincoln (Oct 08, 2011)
Yards Receiving	170	Gregory,C., vs Lincoln (Oct 08, 2011)
TD Receptions	2	Hurst,Tore, at Washburn (Sep 22, 2011)
Long Reception	53	Schoenberg,Greg, at Washburn (Sep 22, 2011)
Field Goals	2	McCoy,Chase, vs Pittsburg State (Sept 1, 2011)
	2	Jamieson,Aaron, vs Central Missouri (Sep 10, 2011)
	2	Linn,Jeremy, at Washburn (Sep 22, 2011)
Long Field Goal	53	Jamieson,Aaron, vs Central Missouri (Sep 10, 2011)
Punts	8	Jordaon,Matt, vs Central Missouri (Sep 10, 2011)
	8	Phillips,Eric, vs Truman (Oct 22, 2011)
Punting Avg	48.2	Phillips,Eric, vs Truman (Oct 22, 2011)
Long Punt	59	Phillips,Eric, vs Truman (Oct 22, 2011)
Long Punt Return	84	Brown,John, vs Pittsburg State (Sept 1, 2011)
Long Kickoff Return	45	Fuller,Fred, vs Lincoln (Oct 08, 2011)
Tackles	15	Schumacher,R., vs Truman (Oct 22, 2011)
Sacks	2.0	Toca,Gus, vs Pittsburg State (Sept 1, 2011)
	2.0	Kang,M.J., vs Truman (Oct 22, 2011)
Tackles For Loss	3.0	Uzzel,Joe, vs Pittsburg State (Sept 1, 2011)
Interceptions	1	Olabode,Elijah, vs Pittsburg State (Sept 1, 2011)
	1	Smith,Chas, vs Pittsburg State (Sept 1, 2011)
	1	Ross,Isaiah, vs Langston University (Sep 17, 2011)
	1	Atagi,Bryce, at Washburn (Sep 22, 2011)
	1	Connors,Devon, at Washburn (Sep 22, 2011)
	1	Rodgers,Brian, at Missouri Southern (Oct 01, 2011)
	1	Fluellen,O'Hara, vs Lincoln (Oct 08, 2011)
	1	Byrd,Terrence, vs Truman (Oct 22, 2011)

OPPONENT TEAM GAME HIGHS

Rushes	54	vs Pittsburg State (Sept 1, 2011)
Yards Rushing	312	vs Pittsburg State (Sept 1, 2011)
Yards Per Rush	5.8	vs Pittsburg State (Sept 1, 2011)
TD Rushes	3	vs Pittsburg State (Sept 1, 2011)
Pass attempts	54	vs Lincoln (Oct 08, 2011)
Pass completions	33	vs Lincoln (Oct 08, 2011)
Yards Passing	360	at Washburn (Sep 22, 2011)
Yards Per Pass	9.2	at Washburn (Sep 22, 2011)
TD Passes	4	at Washburn (Sep 22, 2011)
Total Plays	104	vs Lincoln (Oct 08, 2011)
Total Offense	473	at Washburn (Sep 22, 2011)
Yards Per Play	6.2	at Washburn (Sep 22, 2011)
Points	41	at Washburn (Sep 22, 2011)
Sacks By	5	vs Pittsburg State (Sept 1, 2011)
First Downs	27	vs Lincoln (Oct 08, 2011)
Penalties	10	vs Lincoln (Oct 08, 2011)
Penalty Yards	81	vs Truman (Oct 22, 2011)
Turnovers	6	vs Lincoln (Oct 08, 2011)
Interceptions By	2	vs Pittsburg State (Sept 1, 2011)
	2	at Washburn (Sep 22, 2011)
	2	vs Truman (Oct 22, 2011)

Missouri Western Football
Missouri Western Individual Season/Career Statistics (as of Nov 01, 2011)
All games

	SEASON									CAREER								
	gp	att	gain	loss	net	avg	td	lg	avg/g	gp	att	gain	loss	net	avg	td	lg	avg/g
Rushing																		
Hill, Michael	9	189	1043	66	977	5.2	4	48	108.6	33	541	2648	175	2473	4.6	15	48	74.9
Partridge, T.	9	87	467	142	325	3.7	5	68	36.1	17	100	541	156	385	3.8	5	68	22.6
Thomas, Dominic	9	45	340	19	321	7.1	5	60	35.7	9	45	340	19	321	7.1	5	60	35.7
Walton, Jerrin	6	16	205	23	182	11.4	2	83	30.3	6	16	205	23	182	11.4	2	83	30.3
Krysa, Dalton	9	22	159	1	158	7.2	1	37	17.6	20	65	436	11	425	6.5	6	45	21.2
Jordan, Reggie	9	3	132	0	132	44.0	1	64	14.7	13	3	132	0	132	44.0	1	64	10.2
Crockum, Tyron	9	3	51	0	51	17.0	0	39	5.7	21	10	100	8	92	9.2	0	39	4.4
Fowler, David	9	0	19	0	19	0.0	0	0	2.1	37	0	19	0	19	0.0	1	0	0.5
Libby, Derek	8	1	7	0	7	7.0	0	7	0.9	8	1	7	0	7	7.0	0	7	0.9
Wright, Brandon	7	1	0	4	-4	-4.0	0	0	-0.6	7	1	0	4	-4	-4.0	0	0	-0.6
TEAM	7	15	0	45	-45	-3.0	0	0	-6.4	80	93	-27	329	-356	-3.8	0	0	-4.4
Total	9	382	2423	300	2123	5.6	18	83	235.9									
Opponents	9	334	1469	347	1122	3.4	9	44	124.7									

	SEASON									CAREER								
	gp	effic	comp-att-int	pct	yds	td	lg	avg/g	gp	effic	comp-att-int	pct	yds	td	lg	avg/g		
Passing																		
Partridge, T.	9	124.33	120-218-10	55.0	1447	15	80	160.8	17	124.00	131-241-11	54.4	1592	17	80	93.6		
Walton, Jerrin	6	125.47	6-9-0	66.7	63	0	29	10.5	6	125.47	6-9-0	66.7	63	0	29	10.5		
Clausen, Adam	9	0.00	0-2-0	0.0	0	0	0	0.0	42	0.00	0-2-0	0.0	0	0	0	0.0		
Crockum, Tyron	9	494.80	1-1-0	100.0	47	0	47	5.2	21	494.80	1-1-0	100.0	47	0	47	2.2		
Total	9	124.91	127-230-10	55.2	1557	15	80	173.0										
Opponents	9	102.76	186-342-17	54.4	1942	11	53	215.8										

	SEASON							CAREER						
	gp	no.	yds	avg	td	lg	avg/g	gp	no.	yds	avg	td	lg	avg/g
Receiving														
Hill, Michael	9	26	238	9.2	4	53	26.4	33	67	643	9.6	6	53	19.5
Downing, Tarrell	9	24	461	19.2	5	80	51.2	29	69	1089	15.8	9	80	37.6
Fannin, TJ	6	15	156	10.4	0	24	26.0	20	47	596	12.7	2	41	29.8
Crockum, Tyron	9	15	124	8.3	1	23	13.8	21	56	629	11.2	1	62	30.0
Clausen, Adam	9	14	168	12.0	2	42	18.7	42	104	1336	12.8	15	42	31.8
Libby, Derek	8	11	176	16.0	1	60	22.0	8	11	176	16.0	1	60	22.0
Krysa, Dalton	9	5	90	18.0	0	29	10.0	20	7	105	15.0	0	29	5.2
Jordan, Reggie	9	4	50	12.5	2	25	5.6	13	4	50	12.5	2	25	3.8
Wright, Brandon	7	4	37	9.2	0	13	5.3	7	4	37	9.2	0	13	5.3
Knox, Kyle	8	4	35	8.8	0	15	4.4	31	12	158	13.2	0	35	5.1
Thomas, Dominic	9	3	15	5.0	0	10	1.7	9	3	15	5.0	0	10	1.7
Fowler, David	9	2	7	3.5	0	8	0.8	37	22	221	10.0	3	31	6.0
Total	9	127	1557	12.3	15	80	173.0							
Opponents	9	186	1942	10.4	11	53	215.8							

	SEASON						CAREER					
	g	plays	rush	pass	total	avg/g	g	plays	rush	pass	total	avg/g
Total Offense												
Partridge, T.	9	305	325	1447	1772	196.9	17	341	385	1592	1977	116.3
Hill, Michael	9	189	977	0	977	108.6	33	541	2473	0	2473	74.9
Thomas, Dominic	9	45	321	0	321	35.7	9	45	321	0	321	35.7
Walton, Jerrin	6	25	182	63	245	40.8	6	25	182	63	245	40.8
Krysa, Dalton	9	22	158	0	158	17.6	20	65	425	0	425	21.2
Jordan, Reggie	9	3	132	0	132	14.7	13	3	132	0	132	10.2
Crockum, Tyron	9	4	51	47	98	10.9	21	11	92	47	139	6.6
Fowler, David	9	0	19	0	19	2.1	37	0	19	0	19	0.5
Libby, Derek	8	1	7	0	7	0.9	8	1	7	0	7	0.9
Wright, Brandon	7	1	-4	0	-4	-0.6	7	1	-4	0	-4	-0.6
TEAM	7	15	-45	0	-45	-6.4	80	104	-356	0	-356	-4.4
Total	9	612	2123	1557	3680	408.9						
Opponents	9	676	1122	1942	3064	340.4						

Missouri Western Football
Missouri Western Individual Season/Career Statistics (as of Nov 01, 2011)
All games

Scoring	SEASON						CAREER									
	td	fg	PAT			dxp	saf	pts	td	fg	PAT			dxp	saf	pts
kick	rush	rcv	pass	td	fg				kick	rush	rcv	pass				
Zuerlein, Greg	-	15-16	27-28	-	-	-	-	72	-	15-16	27-28	-	-	-	-	72
Hill, Michael	8	-	-	-	-	-	-	48	21	-	-	-	-	-	-	126
Downing, Tarrell	7	-	-	-	-	-	-	42	11	-	-	-	-	-	-	66
Partridge, T.	5	-	-	-	0-2	-	-	30	5	-	-	-	0-2	-	-	30
Thomas, Dominic	5	-	-	-	-	-	-	30	5	-	-	-	-	-	-	30
Anderson, Taylor	-	5-5	6-6	-	-	-	-	21	-	5-5	6-6	-	-	-	-	21
Jordan, Reggie	3	-	-	-	-	-	-	18	3	-	-	-	-	-	-	18
Clausen, Adam	2	-	-	-	-	-	-	12	15	-	-	0-1	-	-	-	90
Walton, Jerrin	2	-	-	-	-	-	-	12	2	-	-	-	-	-	-	12
Krysa, Dalton	1	-	-	-	-	-	-	6	6	-	-	-	-	-	-	36
Crockum, Tyron	1	-	-	-	-	-	-	6	1	-	-	-	-	-	-	6
Kremer, Cody	1	-	-	-	-	-	-	6	1	-	-	-	-	-	-	6
Libby, Derek	1	-	-	-	-	-	-	6	1	-	-	-	-	-	-	6
Alli, Yomi	-	-	-	-	-	1	-	2	-	-	-	-	-	1	-	2
Total	36	20-21	33-34	-	-	0-2	1	-	311							
Opponents	21	8-10	19-21	-	-	-	-	1	171							

Punt Returns	no.	yds	avg	td	lg	no.	yds	avg	td	lg
Downing, Tarrell	10	137	13.7	1	72	24	293	12.2	1	72
Crockum, Tyron	4	34	8.5	0	16	6	78	13.0	0	32
Libby, Derek	3	31	10.3	0	25	3	31	10.3	0	25
Collins, Isaac	1	34	34.0	0	11	1	34	34.0	0	11
Wright, Brandon	1	29	29.0	0	29	1	29	29.0	0	29
Total	19	265	13.9	1	72					
Opponents	14	151	10.8	1	84					

Kick Returns	no.	yds	avg	td	lg	no.	yds	avg	td	lg
Fannin, TJ	13	299	23.0	0	41	40	966	24.1	1	100
Downing, Tarrell	11	260	23.6	1	88	29	775	26.7	1	88
Wright, Brandon	6	65	10.8	0	34	6	65	10.8	0	34
Green, Courtney	2	43	21.5	0	42	2	43	21.5	0	42
Crockum, Tyron	1	18	18.0	0	18	3	53	17.7	0	20
Juergens, S.	1	7	7.0	0	7	1	7	7.0	0	7
Ritter, Dan	1	15	15.0	0	15	1	15	15.0	0	15
Total	35	707	20.2	1	88					
Opponents	43	907	21.1	0	45					

Interceptions	no.	yds	avg	td	lg	no.	yds	avg	td	lg
Simpson, Shane	4	72	18.0	0	47	11	151	13.7	0	51
Weston, Jeremy	4	63	15.8	0	30	6	79	13.2	0	30
Jackson, Ben	2	23	11.5	0	23	4	52	13.0	0	29
Kremer, Cody	2	30	15.0	1	30	2	30	15.0	1	30
Collins, Isaac	1	0	0.0	0	0	2	10	5.0	0	10
Buckwalter, Jake	1	0	0.0	0	0	1	0	0.0	0	0
Ressegule, Kirk	1	10	10.0	0	10	1	10	10.0	0	10
Madget, Tom	1	5	5.0	0	5	2	65	32.5	1	60
Pister, Ben	1	11	11.0	0	11	1	11	11.0	0	11
Total	17	214	12.6	1	47					
Opponents	10	26	2.6	0	14					

Fumble Returns	no.	yds	avg	td	lg	no.	yds	avg	td	lg
Jackson, Ben	1	4	4.0	0	4	1	4	4.0	0	4
Total	1	4	4.0	0	4					
Opponents	4	20	5.0	0	9					

Missouri Western Football
Missouri Western Individual Season/Career Statistics (as of Nov 01, 2011)
All games

All Purpose	SEASON								CAREER							
	g	rush	rcv	pr	kr	ir	total	avg/g	g	rush	rcv	pr	kr	ir	total	avg/g
Hill,Michael	9	977	238	0	0	0	1215	135.0	33	2473	643	0	0	0	3116	94.4
Downing,Tarrell	9	0	461	137	260	0	858	95.3	29	35	1089	293	775	0	2192	75.6
Fannin,TJ	6	0	156	0	299	0	455	75.8	20	0	596	0	966	0	1562	78.1
Thomas,Dominic	9	321	15	0	0	0	336	37.3	9	321	15	0	0	0	336	37.3
Partridge,T.	9	325	0	0	0	0	325	36.1	17	385	0	0	0	0	385	22.6
Krysa,Dalton	9	158	90	0	0	0	248	27.6	20	425	105	0	0	0	530	26.5
Crockum,Tyron	9	51	124	34	18	0	227	25.2	21	92	629	78	53	0	852	40.6
Libby,Derek	8	7	176	31	0	0	214	26.8	8	7	176	31	0	0	214	26.8
Walton,Jerrin	6	182	0	0	0	0	182	30.3	6	182	0	0	0	0	182	30.3
Jordan,Reggie	9	132	50	0	0	0	182	20.2	13	132	50	0	0	0	182	14.0
Clausen,Adam	9	0	168	0	0	0	168	18.7	42	-15	1336	0	40	0	1361	32.4
Wright,Brandon	7	-4	37	29	65	0	127	18.1	7	-4	37	29	65	0	127	18.1
Simpson,Shane	9	0	0	0	0	72	72	8.0	33	0	0	7	0	151	158	4.8
Weston,Jeremy	9	0	0	0	0	63	63	7.0	32	0	0	0	57	79	136	4.2
Green,Courtney	3	0	0	0	43	0	43	14.3	3	0	0	0	43	0	43	14.3
Knox,Kyle	8	0	35	0	0	0	35	4.4	31	0	158	73	0	0	231	7.5
Collins,Isaac	7	0	0	34	0	0	34	4.9	28	0	0	34	0	10	44	1.6
Kremer,Cody	9	0	0	0	0	30	30	3.3	40	0	0	0	24	30	54	1.4
Fowler,David	9	19	7	0	0	0	26	2.9	37	19	221	0	3	0	243	6.6
Jackson,Ben	9	0	0	0	0	23	23	2.6	32	0	0	0	0	52	52	1.6
Ritter,Dan	9	0	0	0	15	0	15	1.7	26	0	0	0	15	0	15	0.6
Pister,Ben	9	0	0	0	0	11	11	1.2	31	0	0	0	0	11	11	0.4
Ressegule,Kirk	9	0	0	0	0	10	10	1.1	9	0	0	0	0	10	10	1.1
Juergens,S.	9	0	0	0	7	0	7	0.8	9	0	0	0	7	0	7	0.8
Madget,Tom	9	0	0	0	0	5	5	0.6	45	0	0	0	0	65	65	1.4
TEAM	7	-45	0	0	0	0	-45	-6.4	80	-356	0	-1	78	56	-223	-2.8
Total	9	2123	1557	265	707	214	4866	540.7								
Opponents	9	1122	1942	151	907	26	4148	460.9								

Field Goals	att	good	long	blkd		att	good	long	blkd
Zuerlein,Greg	16	15	57	0		16	15	57	0
Anderson,Taylor	5	5	26	0		5	5	26	0
Total	21	20	57	0					
Opponents	10	8	53	0					

Punting	no.	yds	avg	lg	blk		no.	yds	avg	lg	blk
Groner,Scott	35	1477	42.2	64	0		35	1477	42.2	64	0
Total	35	1477	42.2	64	0						
Opponents	52	2047	39.4	59	2						

Kickoffs	no.	yds	avg	tb	ob		no.	yds	avg	tb	ob
Zuerlein,Greg	51	3413	66.9	20	0		51	3413	66.9	20	0
Anderson,Taylor	13	819	63.0	0	0		13	819	63.0	0	0
Total	64	4232	66.1	20	0						
Opponents	36	2034	56.5	1	0						

Missouri Western Football
Missouri Western Individual Season/Career Statistics (as of Nov 01, 2011)
All games

#	Defensive Leaders	SEASON										CAREER											
		gp	ua	a	total	tfl	sack	int	pbu	fr	ff	blk	gp	ua	a	total	tfl	sack	int	pbu	fr	ff	blk
48	Madget, Tom	9	29	35	64	6.0	.	1	2	.	1	.	45	112	111	223	17.5	3.0	2	5	.	1	.
36	Burrell, Nic	9	29	29	58	3.5	.	.	.	1	.	.	32	44	35	79	3.5	.	.	.	2	.	.
1	Weston, Jeremy	9	34	14	48	1.0	.	4	2	.	.	.	32	54	26	80	1.0	.	6	4	.	1	3
91	Bass, David	9	29	17	46	17.5	13.0	.	4	.	1	.	33	85	55	140	37.5	27.5	3	16	1	1	.
25	Alli, Yomi	9	20	23	43	4.5	2.0	.	1	.	.	2	9	20	23	43	4.5	2.0	.	1	.	.	2
47	Kremer, Cody	9	15	25	40	2.5	.	2	40	33	38	71	3.5	.	2	1	.	.	.
2	Jackson, Ben	9	27	13	40	1.0	.	2	3	1	.	.	32	49	26	75	1.5	.	4	5	1	.	.
43	Baska, Austin	9	18	21	39	10.5	5.0	.	1	1	1	.	21	21	34	55	12.0	5.0	.	4	1	1	.
90	Pister, Ben	9	13	21	34	12.0	7.5	1	1	.	1	.	31	36	39	75	21.5	12.5	1	3	1	3	.
6	Long, Jack	9	20	13	33	0.0	.	.	2	.	.	.	44	89	50	139	0.0	.	3	6	2	2	.
7	Simpson, Shane	9	15	18	33	0.0	.	4	2	.	.	.	33	90	64	154	5.0	.	11	11	.	.	1
96	Bryson, S.	9	8	18	26	4.0	1.0	30	29	47	76	14.0	5.0	1	2	.	.	.
93	Pryor, Oliver	9	9	11	20	5.0	1.5	.	1	.	.	.	20	16	21	37	7.5	2.5	.	2	1	.	.
8	Harrison, Marc	8	12	8	20	0.0	1	.	8	12	8	20	0.0	1	.
99	Brown, John	9	8	11	19	0.0	.	.	1	1	.	.	28	21	31	52	5.0	1.0	.	1	1	1	.
21	Kennedy, Meshack	9	10	7	17	0.0	9	10	7	17	0.0
51	Nicholas, Jordan	9	5	10	15	0.0	20	10	15	25	0.0
44	Ritter, Dan	9	8	6	14	1.0	26	12	9	21	1.0	.	.	.	1	.	.
37	Juergens, S.	9	7	6	13	2.0	1.0	.	.	1	1	.	9	7	6	13	2.0	1.0	.	.	1	1	.
41	Buckwalter, Jake	8	3	8	11	1.0	.	1	1	.	.	.	32	21	12	33	3.0	1.0	1	1	.	.	.
39	Johnson, Stephen	6	2	6	8	0.0	1	.	8	3	6	9	0.0	1	.
24	Collins, Isaac	7	5	2	7	1.0	.	1	.	.	.	1	28	16	11	27	1.0	.	2	1	.	.	2
35	Ressegule, Kirk	9	4	3	7	0.0	.	1	9	4	3	7	0.0	.	1
94	Engelken, Jesse	2	4	2	6	0.0	7	5	2	7	0.0
16	Anderson, Nick	9	2	3	5	0.0	15	6	4	10	1.0
59	Bailey, Jon	3	1	4	5	1.5	1.0	4	3	6	9	2.0	1.0
13	Thompson, Marcus	5	1	3	4	1.0	.	.	1	.	.	.	13	9	7	16	1.0	.	1	2	.	.	.
42	Liston, Tyson	7	1	3	4	0.0	18	1	5	6	0.0
TM	TEAM	7	3	.	3	0.0	80	9	.	9	2.0	.	2	.	4	4	2
33	Carter, Wallace	1	3	.	3	0.0	23	21	8	29	0.0	.	1	.	.	1	.
98	Rollins, J.	4	2	1	3	0.0	8	4	2	6	0.0
38	Pratt, C.	6	3	.	3	1.0	.	1	6	3	.	3	1.0	.	.	1	.	.	.
32	Chungong, R.	3	1	1	2	0.0	3	1	1	2	0.0
11	Downing, Tarrell	9	2	.	2	0.0	29	3	.	3	0.0
57	Williams, Josh	2	1	1	2	0.0	2	1	1	2	0.0
12	Partridge, T.	9	1	.	1	0.0	17	1	.	1	0.0
9	Libby, Derek	8	1	.	1	0.0	8	1	.	1	0.0
40	Whittler, Devin	1	1	.	1	0.0	1	1	.	1	0.0
3	Crockum, Tyron	9	1	.	1	0.0	21	2	.	2	0.0
70	Chiles, Brian	9	1	.	1	0.0	31	1	.	1	0.0
81	Wright, Brandon	7	1	.	1	0.0	7	1	.	1	0.0
5	Clausen, Adam	9	1	.	1	0.0	42	5	.	5	0.0
26	Spencer, Raphael	1	1	.	1	0.0	1	1	.	1	0.0
89	Jordan, Reggie	9	.	1	1	0.0	13	.	1	1	0.0
	Total	9	362	344	706	76	33	17	23	5	7	3											
	Opponents	9	345	316	661	61	20	10	21	9	11	.											



Game 1

Pittsburg State 34, #21 Missouri Western 7

September 1, 2011

Spratt Stadium

St. Joseph, Mo.

5,889



ST. JOSEPH, Mo. – Missouri Western struggled in its 2011 season opener falling 34-7 against Pittsburg State University. The Griffons fell at home in a season opener for the first time since August 26, 2004 when they fell 27-10 against 18th ranked Winona State. Western sits at 0-1 on the season and 0-1 in MIAA play.

Pittsburg State dominated the opening frame of the 2011 season out gaining the Griffons 229 to 84 in total yardage. The Gorillas put up 14 points in the first and second quarter taking a 28-0 lead at the half.

A 46 yard punt by Griffon punter Scott Groner on MWSU's opening possession was returned 84 yards by PSU's Johns Brown giving the Gorillas the 7-0 lead with 11:19 to play. The Gorillas scored again with 1:45 to play in the quarter after a Zac Dickey 44 yard run capping a six play 81 yard drive.

Things did not get any better for Western in the second quarter as the Gorillas scored at the 7:05 mark off a four yard run by Solomon Watkins. Briceton Wilson gave the Gorillas the 28-0 lead just before half plunging in from one yard out with 10 seconds to play in the frame.

The Griffons were led on the ground by Michael Hill rushing for 34 yards on 10 carries. Travis Partridge went 7-for-14 with two interceptions and 62 yards while TJ Fannin caught two passes for 45 yards. Jeremy Western had four tackles leading the Griffons defense. Groner punted five times for 244 yard (48.8 ypp) with a long of 64 yards.

The Gorillas had 117 yards on the ground with Dickey leading the way with 61 yards on six attempts and one touchdown. Dickey completed 10-of-14 attempts for 112 yards with Brown catching four passes for 70 yards. John White led the way with five tackles and one sack for PSU.

The Gorillas continued to play well in the second half using two Chase McCoy field goals of 22 and 38 yards pushing the score to 34-0 late in the fourth quarter. The Griffons best chance to score came early in the second half but a fumble inside the PSU five ended the Griffon threat.

The Griffons scored late in the contest on a Dominic Thomas 60 yard touchdown with 1:52 to play in the game ending any chance of being shutout.

The Griffon managed just eight first downs and 191 yards of total offense. Thomas led the way on the ground rushing four times for 68 yards while Hill rushed 14 times for 44 yards. Partridge finished the game completing 10-of-20 passes for 79 yards while being sacked five times.

Groner finished the game punting nine times for 414 yards and an average of 46.0 yards. He had three inside the 20.

The Gorillas finished with 426 yards of total offense with Dickey rushing 15 times for 117 yards. Wilson rushed for 86 yards and a touchdown while Brown caught four passes for 70 yards.

Nic Burrell led the charge for Western on defense with seven tackles (5 solo, 2 assists) while the Gorillas were led by Gus Toca and Joe Uzzel with six apiece.



Score by Quarters

Pittsburg State	14	14	3	3	- 34	Record: (1-0, 1-0 MIAA)
#21 Missouri Western	0	0	0	7	- 7	Record: (0-1, 0-1 MIAA)

SCORING SUMMARY

1st	11:19	PSU	Brown,John 84 yd punt return (McCoy,Chase kick)	7 - 0
	01:45	PSU	Dickey,Zac 44 yd run (McCoy,Chase kick)	14 - 0
2nd	07:05	PSU	Watkins,Solomon 4 yd run (McCoy,Chase kick)	21 - 0
	00:10	PSU	Wilson,Briceton 1 yd run (McCoy,Chase kick)	28 - 0
3rd	01:27	PSU	McCoy,Chase 22 yd field goal	31 - 0
4th	08:31	PSU	McCoy,Chase 38 yd field goal	34 - 0
	01:52	MWSU	Thomas,Dominic 60 yd run (Anderson,Taylor kick)	34 - 7

Team Totals		PSU		MWSU
FIRST DOWNS		23		8
Rushing		17		4
Passing		4		3
Penalty		2		1
NET YARDS RUSHING		312		112
Rushing Attempts		54		31
Average Per Rush		5.8		3.6
Rushing Touchdowns		3		1
Yards Gained Rushing		340		168
Yards Lost Rushing		28		56
NET YARDS PASSING		114		79
Completions-Attempts-Int		11-17-0		10-20-2
Average Per Attempt		6.7		4.0
Average Per Completion		10.4		7.9
Passing Touchdowns		0		0
TOTAL OFFENSE YARDS		426		191
Total offense plays		71		51
Average Gain Per Play		6.0		3.7
Fumbles: Number-Lost		3-1		3-2
Penalties: Number-Yards		3-22		9-140
PUNTS-YARDS		4-151		9-414
Average Yards Per Punt		37.8		46.0
Net Yards Per Punt		32.8		33.6
Inside 20		1		3
50+ Yards		0		2
Touchbacks		1		0
Fair catch		1		2
KICKOFFS-YARDS		7-453		1-70
Average Yards Per Kickoff		64.7		70.0
Net Yards Per Kickoff		42.7		51.0
Touchbacks		0		0
Punt returns: Number-Yards-TD		5-112-1		0-0-0
Average Per Return		22.4		0.0
Kickoff returns: Number-Yds-TD		1-19-0		7-154-0
Average Per Return		19.0		22.0
Interceptions: Number-Yds-TD		2-1-0		0-0-0
Fumble Returns: Number-Yds-TD		2-4-0		0-0-0
Miscellaneous Yards		0		0
Possession Time		33:24		26:36
1st Quarter		4:41		10:19
2nd Quarter		7:45		7:15
3rd Quarter		11:16		3:44
4th Quarter		9:42		5:18
Third-Down Conversions		2 of 12		1 of 13
Fourth-Down Conversions		0 of 2		0 of 1
Red-Zone Scores-Chances		4-4		0-1
Sacks By: Number-Yards		5-30		1-7
PAT Kicks		4-4		1-1
Field Goals		2-2		0-0

RUSHING: Pittsburg State-Dickey,Zac 15-117; Wilson,Briceton 17-86; Spradling,Jason 11-64; Watkins,Solomon 3-23; Maselera,Israel 1-12; Seybold,Jeff 5-10; Love,Eric 1-4; Abenoja,Anthony 1-minus 4. **Missouri Western-Thomas,Dominic 4-68; Hill,Michael 14-44; Krysa,Dalton 1-2; Partridge,Travis 12-minus 2.**

PASSING: Pittsburg State-Dickey,Zac 11-17-0-114; Abenoja,Anthony 0-0-0-0. **Missouri Western-Partridge,Travis 10-20-2-79.**

RECEIVING: Pittsburg State-Brown,John 4-70; Wilson,Briceton 3-9; Thomas,Jon 2-14; Kelley,Bristan 1-15; Rampy,Luke 1-6. **Missouri Western-Fannin,TJ 2-45; Downing,Tarrell 2-17; Hill,Michael 2-5; Libby,Derek 1-4; Crockum,Tyron 1-4; Knox,Kyle 1-2; Wright,Brandon 1-2.**

INTERCEPTIONS: Pittsburg State-Olabode,Elijah 1-1; Dreiling,Nate 1-0. **Missouri Western-None.**

FUMBLES: Pittsburg State-Abenoja,Anthony 1-0; Brown,John 1-1; Dickey,Zac 1-0. **Missouri Western-Partridge,Travis 2-2; Hill,Michael 1-0.**

SACKS (UA-A): Pittsburg State-White,John 0-2; Toca,Gus 2-0; Anderson,Matt 0-1; Jones,J.R. 0-1; Grissom,Will 0-1; Uzzel,Joe 0-1. **Missouri Western-None.**

TACKLES (UA-A): Pittsburg State-Toca,Gus 4-2; Uzzel,Joe 4-2; Dreiling,Nate 2-4; Forrester,Naem 4-1; Stringer,Luke 4-1; White,John 2-3; Smith,Chas 3-1; Worthington,S. 2-1; Herrion,Aries 2-1; Olabode,Elijah 2-0; Rampy,Luke 2-0; Catloth,Jake 1-1; Robinson,Paul 0-2; Kadoich,Jeremy 1-0; Peete,Jason 1-0; Heimerman,Josh 1-0; Windscheffel,J. 1-0; Anderson,Matt 0-1; Jones,J.R. 0-1; Grissom,Will 0-1.

Missouri Western-Burrell,Nic 5-2; Weston,Jeremy 5-1; Harrison,Marc 5-1; Madget,Thomas 3-3; Alli,Yomi 3-3; Long,Jack 3-3; Bryson,Sean Tray 0-5; Jackson,Ben 4-0; Pryor,Oliver 2-2; Simpson,Shane 2-2; Kremer,Cody 1-3; Baska,Austin 0-4; Carter,Wallace 3-0; Brown,John 2-1; Pister,Ben 1-1; Thompson,Marcus 1-1; Bailey,Jon 0-2; Ressegule,Kirk 0-2; Crockum,Tyron 1-0; Collins,Isaac 1-0; Chiles,Brian 1-0; Clausen,Adam 1-0; Ritter,Dan 1-0; Downing,Tarrell 1-0; Buckwalter,Jake 1-0; Nicholas,Jordan 0-1; Bass,David 0-1; Rollins,Jermaine 0-1; Kennedy,Meshack 0-1.



Game 2

Missouri Western 23, #12 Central Missouri 6

September 10, 2011

Spratt Stadium

St. Joseph, Mo.

6,251



ST. JOSEPH, Mo. – Missouri Western’s defensive line gave the 12th ranked Central Missouri Mules fits all night in front of 6,251 fans finishing with seven sacks and nine tackles for a loss in the 23-6 victory. Junior defensive end David Bass tied a MWSU single game record with four sacks as Josh Charles did it back on September 25, 1999 against Washburn. Ben Pister had two sacks while Austin Baska finished with one. The Griffons sit at 1-1 on the season and 1-1 in the MIAA.

The Griffons came out with something to prove against the Mules dominating the first quarter. Western had 137 yards of offense with 110 coming on the ground. The Griffons took their first lead of the 2011 season when Partridge broke through the secondary for a 68 yard scoring run with 4:55 to play in the quarter.

Western continued the dominance into the second quarter scoring 10 more points taking a 17-0 lead after a 45 yard field goal by Greg Zuerlein with 9:19 to play in the half. Western’s second touchdown came with 12:46 to play in the second quarter when Partridge hooked up with Tarrell Downing from 14 yards out capping a six play 63 yard drive.

The Mules came alive the rest of the half gaining 85 yards on their next two drives. Western held the Mules out of the end zone holding them to an Aaron Jamieson 21 yard field goal. With under a minute to play in the half the Mules drove inside the Griffons ten but a batted ball by David Bass allowed Ben Pister to intercept his first career pass, helping Western to the 14 point half time lead.

Partridge led the charge on the ground rushing for 83 yards on three rushes. Michael Hill had 27 yards on nine carries. Partridge went 8-15 for 56 yards and a touchdown while Tyron Crockum had three receptions for 25 yards.

The Griffons continued to play well in the third quarter as Jeremy Weston recorded his first of two interceptions while Bass recorded back-to-back sacks on the UCM’s second drive of the quarter. The Mules were able to cut the lead to 17-6 after a 53-yard field goal by Jamieson with 5:02 to play in the third.

In the fourth quarter Western got their three points back when Zuerlein nailed a 51 yard field goal with 14:42 to play in the game. The next possession Pister sacked UCM quarterback Tommy Corwin on back-to-back plays. The Mules drove inside Griffon territory once again but Western recorded his second interception with 9:31 to play in the contest.


Western tacked on one more field goal late in the game when Taylor Anderson nailed a 21 yard field goal giving Western the 23-6 lead and victory.

Western finished the game with 347 yards of total offense with 238 coming on the ground. Hill rushed for 113 yards on 25 carries. This was his fourth 100 yard game in his career. Partridge had 92 yards on five carries while Dominic Thomas finished with 14 yards on seven carries.

Through the air Partridge had 109 yards connecting on 14-of-26 passes. Crockum finished with three catches for 25 yards. Scott Groner finished the night with three of his six punts inside the 20 yard line averaging 37.5 yards per kick.

Central Missouri had 178 yards with 158 coming through the air and just 20 coming on the ground. Camren Torneden had 20 yards on nine carries. Tommy Corwin finished the night going 18-of-36 with three interceptions and 158 yards. Taylor Dyer had 10 receptions for 101 yards.

Thomas Madget and Pister each had eight tackles while Patrick Lewis led the charge for the Mules with 11.



Score by Quarters

#12 Central Missouri	0	3	3	0	-	6	Record: (1-1, 1-1 MIAA)
Missouri Western	7	10	0	6	-	23	Record: (1-1, 1-1 MIAA)

SCORING SUMMARY

1st	04:55	MWSU	Partridge, Travis 68 yd run (Zuerlein, Greg kick)	0 - 7
2nd	12:46	MWSU	Downing, T 14 yd pass from Partridge, T. (Zuerlein, Greg kick)	0 - 14
	09:19	MWSU	Zuerlein, Greg 45 yd field goal	0 - 17
	04:28	UCM	Jamieson, Aaron 21 yd field goal	3 - 17
3rd	05:02	UCM	Jamieson, Aaron 53 yd field goal	6 - 17
4th	14:42	MWSU	Zuerlein, Greg 51 yd field goal	6 - 20
	03:14	MWSU	Anderson, Taylor 21 yd field goal	6 - 23

Team Totals		UCM	MWSU
FIRST DOWNS		13	16
Rushing		3	10
Passing		9	4
Penalty		1	2
NET YARDS RUSHING		20	238
Rushing Attempts		24	43
Average Per Rush		0.8	5.5
Rushing Touchdowns		0	1
Yards Gained Rushing		66	268
Yards Lost Rushing		46	30
NET YARDS PASSING		158	109
Completions-Attempts-Int		18-36-3	14-26-0
Average Per Attempt		4.4	4.2
Average Per Completion		8.8	7.8
Passing Touchdowns		0	1
TOTAL OFFENSE YARDS		178	347
Total offense plays		60	69
Average Gain Per Play		3.0	5.0
Fumbles: Number-Lost		1-0	2-1
Penalties: Number-Yards		5-60	2-17
PUNTS-YARDS		8-355	6-225
Average Yards Per Punt		44.4	37.5
Net Yards Per Punt		44.2	30.5
Inside 20		1	3
50+ Yards		1	0
Touchbacks		0	1
Fair catch		3	2
KICKOFFS-YARDS		3-192	6-388
Average Yards Per Kickoff		64.0	64.7
Net Yards Per Kickoff		47.7	41.5
Touchbacks		0	1
Punt returns: Number-Yards-TD		2-22-0	2-1-0
Average Per Return		11.0	0.5
Kickoff returns: Number-Yds-TD		5-119-0	3-49-0
Average Per Return		23.8	16.3
Interceptions: Number-Yds-TD		0-0-0	3-27-0
Fumble Returns: Number-Yds-TD		0-0-0	0-0-0
Miscellaneous Yards		0	0
Possession Time		26:40	33:20
1st Quarter		7:14	7:46
2nd Quarter		8:08	6:52
3rd Quarter		5:13	9:47
4th Quarter		6:05	8:55
Third-Down Conversions		2 of 13	4 of 14
Fourth-Down Conversions		0 of 1	0 of 0
Red-Zone Scores-Chances		1-2	2-3
Sacks By: Number-Yards		0-0	7-39
PAT Kicks		0-0	2-2
Field Goals		2-2	3-4

RUSHING: Central Missouri-Torneden, Camren 9-20; Ribbing, Travis 2-4; Taylor, LaVance 2-4; Corwin, Tommy 11-minus 8. **Missouri Western-Hill, Michael 25-113; Partridge, Travis 5-92; Thomas, Dominic 7-14; Krysa, Dalton 2-8; TEAM 4-minus 8; Fowler, David 0-19.**

PASSING: Central Missouri-Corwin, Tommy 18-36-3-158. **Missouri Western-Partridge, Travis 14-26-0-109.**

RECEIVING: Central Missouri-Dyer, Taylor 10-101; Howard, Jamar 5-37; Ribbing, Travis 3-20. **Missouri Western-Crockum, Tyron 3-25; Fannin, TJ 3-19; Downing, Tarrell 3-17; Clausen, Adam 2-13; Knox, Kyle 1-15; Hill, Michael 1-12; Fowler, David 1-8.**

INTERCEPTIONS: Central Missouri-None. **Missouri Western-Weston, Jeremy 2-16; Pister, Ben 1-11.**

FUMBLES: Central Missouri-Corwin, Tommy 1-0. **Missouri Western-Hill, Michael 1-0; Fannin, TJ 1-1.**

SACKS (UA-A): Central Missouri-None. **Missouri Western-Bass, David 4-0; Pister, Ben 2-0; Baska, Austin 1-0.**

TACKLES (UA-A): Central Missouri-Lewis, Patrick 5-6; Knight, Evan 1-7; Hughes, Paul 4-3; Wilson, Rico 2-5; King, Devin 2-4; Carter, Joe 0-6; Douglas, Marlon 3-1; Ginn, Brett 3-1; Leinbaugh, Zach 2-2; Bergeson, Andrew 2-1; Dilworth, Reggie 1-2; Smith, Montrae 2-0; Reedus, Alexis 1-1; Patterson, Calvin 1-1; Smith, Garrett 1-1; Hanna, Colin 1-1; Davis, Latavious 0-2; Hunter, Ramond 0-2; Parker, Karl 1-0; Boles, Kody 1-0; Corwin, Tommy 1-0; Tett, Brandon 0-1; Wright, Cody 0-1. **Missouri**

Western-Madget, Thomas 4-4; Pister, Ben 3-5; Bass, David 5-2; Jackson, Ben 4-1; Burrell, Nic 2-3; Bryson, Sean Tray 2-2; Kremer, Cody 2-1; Weston, Jeremy 2-1; Baska, Austin 1-2; Ritter, Dan 2-0; Harrison, Marc 2-0; Alli, Yomi 0-2; Ressegule, Kirk 1-0; Long, Jack 0-1; Nicholas, Jordan 0-1; Jordan, Reggie 0-1.

Game 3
Missouri Western 47, Langston 0
September 17, 2011
Spratt Stadium
St. Joseph, Mo.
2,279



ST. JOSEPH, Mo. – For the first time since October 19, 2002 against Southwest Baptist (28-0) the Missouri Western football team recorded a shutout. Western defeated the Langston University Lions 47-0 in their first non-conference action of the season improving to 2-1. Western finished the game with 476 yards of total offense with 258 coming on the ground and 218 through the air.



Western took the opening kickoff right down the field but an interception by Langston defensive back Isaiah Ross on the goal line ended the Griffon threat. Western stopped the Lions on their first possession and then an Isaac Collins blocked punt set the Griffons up on the Langston seven yard line. Michael Hill plunged in from seven yards out for his first touchdown of the season and the Griffons finished of the game with 10:43 to play in the first quarter.

The Lions took the next possession into Griffon territory but Western was able to stuff the Lions on a fourth and four. The Griffons took the ball 59 yards on 12 plays on the next possession with Taylor Anderson connecting on a 26 yard field goal with 2:28 to play in the half. Cody Kremer intercepted a Darrion Lewis pass on the next possession and once again Western had a nice drive going 49 yards on five plays with Anderson connecting on a 22 yard field goal putting the Griffons up 13-0 late in the first quarter.

Western continued to play well on both sides of the ball in the second quarter but only came away with two more Anderson field goals. One from 26 yards out and one from 19 yards out as time expired in the half helping Western to the 19-0 halftime lead.

Western had 234 yards at the half with Hill rushing 15 times for 57 yards and one touchdown. Reggie Jordan rushed once on a fake punt for 57 yards midway through the second quarter. Partridge connected on 7-of-19 passes for 105 yards as Adam Clausen had 48 yards on two catches which included a 42 yarder. Tom Madget led the Griffons with six tackles in the frame.

Lincoln had 96 yards in the half as Carlos Ross rushed six times for 17 yards. Lewis completed 10-23 passes with two interceptions. Darrow Barnes had four catches for 36 yards. Defensively Cayetano Hingle had five tackles leading the way for Langston.

The Griffon came out more determined in the second half scoring on their first play from scrimmage when Partridge connected with Tarrell Downing on 53 yards out putting Western up 26-0 early in the third quarter. Western scored again on a Partridge pitch and catch to Hill from four yards out with 8:42 to play in the quarter capping off a six play 55 yard drive.

Before the quarter was over Western tacked on one more touchdown when Partridge plunged in from one yard out as he accounted for three touchdowns in the game (2 passing, 1 rushing) capping off a four play 28 yard drive putting Western up 40-0 going into the fourth quarter.

Western put the icing on the cake late in the fourth when Dominic Thomas plunged in from ten yards giving Western the 47-0 victory.

The Griffons had another outstanding day defensively finishing with 10 tackles for a loss and five sacks. They also had three interceptions and blocked two punts. They put pressure on the Langston quarterbacks all day with five quarterback hurries. Madget finished with eight tackles while Bass had two sacks. Ben Pister had 1.5 sacks and four tackles.

Offensively Hill finished with 91 yards on 19 carries and onetouchdowns while Jerrin Walton had 47 on seven carries. Partridge had 199 yards through the air with two touchdown connecting on 12-of-24 passes. Hill had three catches while Clausen had two and Jordan had two for 36 yards.

The Lions had 212 yards with Ross finishing with 40 yards on 11 carries. Lewis had 99 yards passing connecting on 13-of-31 passes with three interceptions. Barnes had four catches for 36 yards. Hingle finished the game with 12 tackles and one sack.

Western hits the road for the first time this season when they travel to Topeka, Kan. to take on the 13th Washburn Ichabods in a nationally televised contest on Thursday, September 22. Kickoff is set for 7:00 pm from Yager Stadium. The game will be on CBS College Sports Network.

Score by Quarters	1	2	3	4	Total	Record:
Langston	0	0	0	0	- 0	(2-1)
Missouri Western	13	6	21	7	- 47	(2-1)

SCORING SUMMARY

1st	10:43	MWSU	Hill, Michael 7 yd run (Anderson, Taylor kick)	0 - 7
	02:28	MWSU	Anderson, Taylor 26 yd field goal	0 - 10
	00:37	MWSU	Anderson, Taylor 22 yd field goal	0 - 13
2nd	06:05	MWSU	Anderson, Taylor 26 yd field goal	0 - 16
	00:01	MWSU	Anderson, Taylor 19 yd field goal	0 - 19
3rd	13:15	MWSU	Downing, T. 53 yd pass from Partridge, T. (Anderson, T. kick)	0 - 26
	08:42	MWSU	Hill, Michael 4 yd pass from Partridge, Travis (Anderson, T. kick)	0 - 33
	06:07	MWSU	Partridge, Travis 1 yd run (Anderson, Taylor kick)	0 - 40
4th	02:10	MWSU	Thomas, Dominic 10 yd run (Anderson, Taylor kick)	0 - 47

Team Totals		LU	MWSU
FIRST DOWNS	15	22	
Rushing	8	12	
Passing	6	7	
Penalty	1	3	
NET YARDS RUSHING	98	258	
Rushing Attempts	32	44	
Average Per Rush	3.1	5.9	
Rushing Touchdowns	0	3	
Yards Gained Rushing	148	270	
Yards Lost Rushing	50	12	
NET YARDS PASSING	114	218	
Completions-Attempts-Int	15-39-3	14-28-1	
Average Per Attempt	2.9	7.8	
Average Per Completion	7.6	15.6	
Passing Touchdowns	0	2	
TOTAL OFFENSE YARDS	212	476	
Total offense plays	71	72	
Average Gain Per Play	3.0	6.6	
Fumbles: Number-Lost	3-0	1-0	
Penalties: Number-Yards	7-58	10-86	
PUNTS-YARDS	9-244	3-115	
Average Yards Per Punt	27.1	38.3	
Net Yards Per Punt	14.7	38.3	
Inside 20	1	2	
50+ Yards	0	0	
Touchbacks	0	0	
Fair catch	1	2	
KICKOFFS-YARDS	1-57	9-570	
Average Yards Per Kickoff	57.0	63.3	
Net Yards Per Kickoff	29.0	39.8	
Touchbacks	0	0	
Punt returns: Number-Yards-TD	0-0-0	6-112-0	
Average Per Return	0.0	18.7	
Kickoff returns: Number-Yds-TD	9-212-0	1-28-0	
Average Per Return	23.6	28.0	
Interceptions: Number-Yds-TD	1-14-0	3-47-0	
Fumble Returns: Number-Yds-TD	0-0-0	0-0-0	
Miscellaneous Yards	0	0	
Possession Time	29:38	30:22	
1st Quarter	7:50	7:10	
2nd Quarter	6:37	8:23	
3rd Quarter	7:44	7:16	
4th Quarter	7:27	7:33	
Third-Down Conversions	4 of 17	5 of 14	
Fourth-Down Conversions	1 of 3	1 of 2	
Red-Zone Scores-Chances	0-0	8-8	
Sacks By: Number-Yards	2-7	5-33	
PAT Kicks	0-0	5-5	
Field Goals	0-0	4-4	

RUSHING: Langston University-Carlos Ross 11-40; William Taylor 2-31; Derrick Butler 1-18; Ricky Shearin 4-13; Jayce Boyd 1-8; Darrow Barnes 1-8; Leonard Cook 1-4; Darrion Lewis 8-minus 8; Jacquon Thomas 3-minus 16. **Missouri Western-Hill, Michael 19-91; Jordan, Reggie 1-57; Walton, Jerrin 7-47; Thomas, Dominic 6-30; Krysa, Dalton 4-17; Partridge, Travis 5-10; Libby, Derek 1-7; TEAM 1-minus 1.**

PASSING: Langston University-Darrion Lewis 13-31-3-99; Jacquon Thomas 2-8-0-15. **Missouri Western-Partridge, Travis 12-24-1-199; Walton, Jerrin 2-3-0-19; Clausen, Adam 0-1-0-0.**

RECEIVING: Langston University-Darrow Barnes 4-36; Carlos Ross 3-24; Kyrin King 3-23; Stephen Kemp 2-19; Leonard Cook 1-8; Ricky Shearin 1-3; William Taylor 1-1. **Missouri Western-Hill, Michael 3-13; Clausen, Adam 2-48; Jordan, Reggie 2-36; Downing, Tarrell 1-53; Libby, Derek 1-19; Fannin, T 1-14; Wright, Brandon 1-13; Thomas, Dominic 1-10; Krysa, Dalton 1-6; Crockum, Tyron 1-6.**

INTERCEPTIONS: Langston University-Isaiah Ross 1-14. **Missouri Western-Simpson, Shane 1-47; Collins, Isaac 1-0; Kremer, Cody 1-0.**

FUMBLES: Langston University-Leonard Cook 1-0; Derrick Butler 1-0; Ricky Shearin 1-0. **Missouri Western-Partridge, Travis 1-0.**

SACKS (UA-A): Langston University-Thomas Worthen 0-1; Cayetano Hingle 1-0; Terrance Walker 0-1. **Missouri Western-Bass, David 1-2; Pister, Ben 1-1; Pryor, Oliver 0-1; Bailey, Jon 1-0.**

TACKLES (UA-A): Langston University-Cayetano Hingle 7-5; Sir Demarco Bledsoe 4-2; Ronaold Burgess 4-2; Chace Green 3-2; Lawrence Taylor 0-5; Earl Horton 2-2; Thomas Worthen 2-2; Antonio Dennard 3-0; Isaiah Ross 3-0; William Taylor 3-0; Edward Wright 2-1; Dave DeHarde 2-0; U. J. Okafor 2-0; Pierre Alexander 1-1; Mark Brown 1-1; Terrance Walker 1-1; Antjuan Walker 1-1; Robert Thomas 0-2; Carlos Ross 1-0; Tarquin Kenner 1-0; Michael Bond 1-0; Marcus Alexander 0-1; 41 0-1; James Brock 0-1.

Missouri Western-Madget, Thomas 3-5; Bass, David 3-3; Buckwalter, Jake 2-3; Baska, Austin 2-3; Ali, Yomi 3-1; Harrison, Marc 1-3; Pister, Ben 1-3; Kremer, Cody 0-4; Pryor, Oliver 0-4; Jackson, Ben 2-1; Burrell, Nic 2-1; Johnson, Stephen 1-2; Collins, Isaac 2-1; Long, Jack 2-0; Williams, Josh 1-1; Simpson, Shane 1-1; Anderson, Nick 1-1; Kennedy, Meshack 1-1; Ritter, Dan 0-2; Resseguie, Kirk 1-0; Weston, Jeremy 1-0; Rollins, Jermaine 1-0; Bailey, Jon 1-0; Bryson, Sean Tray 0-1; Nicholas, Jordan 0-1; Brown, John 0-1.

Game 4
#8 Washburn 41, Missouri Western 20
September 22, 2011
Yager Stadium
Topeka, Kan.
6,957



TOPEKA, Kan. – The Missouri Western football team fell 41-20 against the 8th ranked Washburn Ichabods after leading 13-10 at the half. The Griffons managed just one scoring drive in the second half falling to 2-2 on the season and 1-2 in MIAA play.

Like all the games in the series the Griffons and the Ichabods played as close of a first half as they could. Both teams turned the ball over three times with Western losing two fumbles and throwing one interception while Washburn threw two picks and lost one fumble. The Griffons had 36 plays with 165 yards while the Ichabods had 37 plays for 162 yards.

The Ichabods opened up the scoring when Dane Simoneau connected on a 31 yards pass from DeJuan Beard on a fourth down play with 5:23 to play in the first. Western responded on the next possession going 45 yards on 11 plays with Greg Zuerlein connecting on a 28 yard field goal cutting the Washburn lead to 7-3 early in the second quarter.

The Ichabods opened its next possession with a 28 yard Justin Cooper run into Griffon territory. Simoneau connected on a 20 yard pitch and catch to Matt Kobbeman putting Washburn inside the Griffon ten yard line. The Griffon defense stiffened holding WU to a 22 yard Jeremy Linn field goal with 8:46 to play in the frame.

Western took control the rest of the half driving 43 yards on five plays with Zuerlein connecting on a 27 yard field goal with 7:27 to play. The Griffons took their first lead of the contest on their very next possession when Travis Partridge connected with Adam Clausen from 11 yards out capping off a 29 yard drive giving Western the 13-10 halftime lead.

Partridge connected on 11-of-16 passes for 122 yards and one touchdown. TJ Fannin had five receptions for 45 yards while Michael Hill rushed 13 times for 27 yards. John Brown led the way with five tackles.

Simoneau completed 10-of-20 passes for 135 yards and a touchdown while Ronnell Garner and Beard each had three receptions. Copper rushed nine times for 42 yards while Jahmil Tayler had nine tackles.

The second half belonged to the Ichabods outscoring the Griffons 31-10 on their way to a 4-0 start and 3-0 start in MIAA action.

The Ichabods took the first possession of the opening half 57 yards on four plays opening up a 17-13 lead after a five yard run by Sean McPherson. Washburn kept up the pressure when Simoneau hit Tore Hurst for a 16 yard pitch and catch capping of a 60 yard drive with 2:20 to play in the third.

Washburn opened up a 14 point lead early in the fourth when Linn nailed a 36 yard field goal putting the Bods up 27-13.

Western tried to mount the comeback driving 70 yards on 12 plays with Partridge connecting with Tyron Crockum from seven yards out cutting the lead to 27-20.

The Ichabods responded nicely connecting on a three yard pitch and catch from Simoneau to Garner and then a 30 yard pass from Simoneau to Hurst claiming the 21-point victory.

Western finished with 276 yards of total offense with 103 coming on the ground and 173 through the air. Hill had 57 yards on 19 rushes while Partridge rushed for 35 yards on 13 carries. Fannin had seven catches for 55 yards as Partridge completed 18-of-31 passes for 165 yards and two touchdowns. Jeremy Weston led the defense with 10 tackles while Nic Burrell finished with nine.

Washburn had 473 yards with 360 coming through the air. Simoneau connected on 23-of-39 passes with four touchdowns. Matt Kobbeman caught five passes for 89 yards while Garner had 72 yards on five catches and a touchdown. Taylor finished with 13 tackles.



Score by Quarters	0	13	0	7	-	20	Record: (2-2, 1-2 MIAA)
Missouri Western	0	13	0	7	-	20	Record: (2-2, 1-2 MIAA)
#8 Washburn	7	3	14	17	-	41	Record: (4-0, 3-0 MIAA)

SCORING SUMMARY

1st	05:23	WU	Beard,DeJuan 31 yd pass from Simoneau,D. (Linn,J. kick)	0 - 7
2nd	13:29	MWSU	Zuerlein,Greg 28 yd field goal	3 - 7
	08:46	WU	Linn,Jeremy 22 yd field goal	3 - 10
	07:27	MWSU	Zuerlein,Greg 27 yd field goal	6 - 10
	02:33	MWSU	Clausen,Adam 11 yd pass from Partridge,T. (Zuerlein,G. kick)	13 - 10
3rd	08:43	WU	McPherson,Sean 5 yd run (Linn,Jeremy kick)	13 - 17
	02:20	WU	Hurst,Tore 15 yd pass from Simoneau,Dane (Linn,Jeremy kick)	13 - 24
4th	14:18	WU	Linn,Jeremy 36 yd field goal	13 - 27
	09:17	MWSU	Crockum,Tyron 7 yd pass from Partridge,T.(Zuerlein,G. kick)	20 - 27
	06:47	WU	Garner,Ronnell 3 yd pass from Simoneau,D. (Linn,J. kick)	20 - 34
	02:29	WU	Hurst,Tore 30 yd pass from Simoneau,Dane (Linn,Jeremy kick)	20 - 41

Team Totals		MWSU	WU
FIRST DOWNS	17	25	
Rushing	9	7	
Passing	7	14	
Penalty	1	4	
NET YARDS RUSHING	103	113	
Rushing Attempts	37	37	
Average Per Rush	2.8	3.1	
Rushing Touchdowns	0	1	
Yards Gained Rushing	132	162	
Yards Lost Rushing	29	49	
NET YARDS PASSING	173	360	
Completions-Attempts-Int	20-34-2	23-39-2	
Average Per Attempt	5.1	9.2	
Average Per Completion	8.6	15.7	
Passing Touchdowns	2	4	
TOTAL OFFENSE YARDS	276	473	
Total offense plays	71	76	
Average Gain Per Play	3.9	6.2	
Fumbles: Number-Lost	2-2	2-1	
Penalties: Number-Yards	6-50	5-25	
PUNTS-YARDS	3-129	2-57	
Average Yards Per Punt	43.0	28.5	
Net Yards Per Punt	37.7	28.5	
Inside 20	0	1	
50+ Yards	1	0	
Touchbacks	1	0	
Fair catch	1	1	
KICKOFFS-YARDS	5-334	8-445	
Average Yards Per Kickoff	66.8	55.6	
Net Yards Per Kickoff	43.0	31.8	
Touchbacks	1	0	
Punt returns: Number-Yards-TD	0-0-0	1-4-0	
Average Per Return	0.0	-4.0	
Kickoff returns: Number-Yds-TD	8-191-0	4-99-0	
Average Per Return	23.9	24.8	
Interceptions: Number-Yds-TD	2-5-0	2-9-0	
Fumble Returns: Number-Yds-TD	0-0-0	1-7-0	
Miscellaneous Yards	0	0	
Possession Time	30:26	29:34	
1st Quarter	8:39	6:21	
2nd Quarter	7:25	7:35	
3rd Quarter	5:30	9:30	
4th Quarter	8:52	6:08	
Third-Down Conversions	6 of 16	8 of 16	
Fourth-Down Conversions	2 of 4	1 of 2	
Red-Zone Scores-Chances	4-4	5-6	
Sacks By: Number-Yards	2-13	2-11	
PAT Kicks	2-2	5-5	
Field Goals	2-2	2-2	

RUSHING: Missouri Western-Hill,Michael 19-57; Partridge,Travis 13-35; Krysa,Dalton 1-12; Thomas,Dominic 3-5; Walton,Jerrin 1-minus 6.
Washburn-Cooper,Justin 23-102; McPherson,Sean 7-26; Simoneau,Dane 5-15; TEAM 2-minus 30.

PASSING: Missouri Western-Partridge,Travis 18-31-2-165; Walton,Jerrin 2-3-0-8.
Washburn-Simoneau,Dane 23-39-2-360.

RECEIVING: Missouri Western-Fannin,TJ 7-55; Hill,Michael 4-12; Downing,Tarrell 3-61; Clausen,Adam 2-24; Crockum,Tyron 1-7; Libby,Derek 1-6; Thomas,Dominic 1-5; Krysa,Dalton 1-3.
Washburn-Kobbeman,Matt 5-89; Garner,Ronnell 5-72; Beard,DeJuan 4-53; Hurst,Tore 3-50; Cooper,Justin 2-9; Schoenberg,Greg 1-53; Mertz,Ryan 1-17; Lichter,Andrew 1-9; McPherson,Sean 1-8.

INTERCEPTIONS: Missouri Western-Madget,Thomas 1-5; Jackson,Ben 1-0.
Washburn-Connors,Devon 1-9; Atagi,Bryce 1-0.

FUMBLES: Missouri Western-Fannin,TJ 1-1; Hill,Michael 1-1.
Washburn-Simoneau,Dane 1-1; TEAM 1-0.

SACKS (UA-A): Missouri Western-Juergens,Stephen 1-0; Bass,David 1-0.
Washburn-Walker,Corey 1-0; Kelly,Jayveri 1-0.

TACKLES (UA-A): Missouri Western-Weston,Jeremy 5-5; Burrell,Nic 4-5; Jackson,Ben 4-4; Kremer,Cody 4-3; Long,Jack 4-2; Madget,Thomas 3-2; Simpson,Shane 1-4; Brown,John 0-5; Bass,David 2-2; Baska,Austin 1-3; Bryson,Sean 1-1; Alli,Yomi 2-1; Juergens,Stephen 1-1; Pryor,Oliver 0-2; Thompson,Marcus 0-2; Kennedy,Meshack 1-0; Libby,Derek 1-0; Harrison,Marc 1-0; Partridge,Travis 1-0; Johnson,Stephen 0-1.

Washburn-Taylor,Jahmil 4-9; Williams,Willie 4-6; Atagi,Bryce 3-7; Palan-Johnson,D 3-3; Curran,Casey 2-4; Walker,Corey 1-5; Kenney,Calvin 2-3; Pfannenstiel,Ma 0-5; Connors,Devon 3-1; Kelly,Jayveri 2-2; Oladapo,Adebayo 0-3; Clark,Jon 2-0; Hollins,Michael 2-0; Macken,Ryan 1-1; Grimmett,Terry 1-1; Kolmer,Mark 1-1; Williams,Ian 0-2; Cooper,Justin 1-0; Pour,Sam 1-0; Jackson,Schuylye 0-1; Dale,Bryan 0-1; Iverson,Payton 0-1.



Game 5

Missouri Western 35, Missouri Southern 23

October 4, 2011

Fred G. Hughes Stadium

Joplin, Mo.

5,280



JOPLIN, Mo. – Greg Zuerlein made his mark on the Western record books and the Griffons found success on the ground spoiling Missouri Southern’s homecoming with a 35-23 win at Fred G. Hughes Stadium. The win moved Western’s overall record to 3-2, 2-2 in the MIAA and avenged two consecutive losses to the Lions.

Zuerlein broke a Brad Beckwith record with a 57-yard field goal and tied another Beckwith record with five field goals in the game. The Griffons had their highest rushing total of the season with 263-yards against a Lions’ rush-defense that entered the game ranked No. 1 in the MIAA and 5th in the nation.


Michael Hill finished the game with 21 rushes for 125-yards and Travis Partridge had 17 carries for 96-yards and two touchdowns. The Lions struck first on a 1-yard touchdown run by Stephen Sumpter. The Griffons answered with a drive to the Southern 10-yard line but couldn’t punch it in. Zuerlein’s 27-yard field goal brought the score to 7-3, then Western scored 17 unanswered points to take a 16-7 lead.

Eric Murdock kicked a 48-yard field goal with 18 seconds remaining in the half and Western took a 16-10 lead into halftime. On Western’s first drive of the second half, Partridge took a fourth and one keeper 46-yards for a touchdown that put the Griffons up 22-10 after the two-point try failed.

Zuerlein pitched in two more field goals and Partridge sealed Western’s first win over Southern since 2008 with a 6-yard touchdown run.

Western finished with 383-yards of offense, with Partridge adding 120 through the air. Partridge was 15-30 with one touchdown and one interception. Adam Clausen led the Griffons with six receptions for 71-yards and a touchdown.

Defensively, Western was paced by Jeremy Weston’s seven solo tackles. Weston and David Bass each had 10 total stops. Bass added two tackles for loss and one sack and Weston had one of Western’s two interceptions. Shane Simpson added another pick to stop a Southern scoring threat late in the game.



Score by Quarters

Missouri Western	3	13	9	10	-	35	Record: (3-2, 2-2 MIAA)
Missouri Southern	7	3	6	7	-	23	Record: (1-3, 1-3 MIAA)

SCORING SUMMARY

1st	09:50	MSSU	Sumpter,Steven 1 yd run (Herndon,Dallas kick)	0 - 7
	06:17	MWSU	Zuerlein,Greg 27 yd field goal	3 - 7
2nd	12:48	MWSU	Zuerlein,Greg 57 yd field goal	6 - 7
	08:28	MWSU	Zuerlein,Greg 46 yd field goal	9 - 7
	04:05	MWSU	Clausen,Adam 8 yd pass from Partridge,T. (Zuerlein,G. kick)	16 - 7
	00:18	MSSU	Murdock,Eric 48 yd field goal	16 - 10
3rd	12:21	MWSU	Partridge,T. 46 yd run (Partridge,T. pass failed)	22 - 10
	10:27	MWSU	Zuerlein,Greg 34 yd field goal	25 - 10
	06:09	MSSU	Lepper,A. 3 yd pass from Howard,C. (Herndon,D. kick failed)	25 - 16
4th	14:22	MWSU	Zuerlein,Greg 47 yd field goal	28 - 16
	09:40	MSSU	Threat,Ne'Ronte 8 yd pass from Webster,K. (Murdock,E. kick)	28 - 23
	05:39	MWSU	Partridge,T. 6 yd run (Zuerlein,Greg kick)	35 - 23

Team Totals		MWSU	WU
FIRST DOWNS		21	26
Rushing		12	9
Passing		4	15
Penalty		5	2
NET YARDS RUSHING		263	132
Rushing Attempts		49	35
Average Per Rush		5.4	3.8
Rushing Touchdowns		2	1
Yards Gained Rushing		330	159
Yards Lost Rushing		67	27
NET YARDS PASSING		120	274
Completions-Attempts-Int		15-30-1	25-46-2
Average Per Attempt		4.0	6.0
Average Per Completion		8.0	11.0
Passing Touchdowns		1	2
TOTAL OFFENSE YARDS		383	406
Total offense plays		79	81
Average Gain Per Play		4.8	5.0
Fumbles: Number-Lost		1-0	1-1
Penalties: Number-Yards		7-53	7-60
PUNTS-YARDS		1-38	3-123
Average Yards Per Punt		38.0	41.0
Net Yards Per Punt		38.0	31.3
Inside 20		0	0
50+ Yards		0	0
Touchbacks		0	1
Fair catch		1	1
KICKOFFS-YARDS		9-616	5-260
Average Yards Per Kickoff		68.4	52.0
Net Yards Per Kickoff		46.8	36.6
Touchbacks		3	0
Punt returns: Number-Yards-TD		1-9-0	0-0-0
Average Per Return		9.0	0.0
Kickoff returns: Number-Yds-TD		5-77-0	6-135-0
Average Per Return		15.4	22.5
Interceptions: Number-Yds-TD		2-39-0	1-2-0
Fumble Returns: Number-Yds-TD		0-0-0	0-0-0
Miscellaneous Yards		0	0
Possession Time		31:18	28:42
1st Quarter		6:35	8:25
2nd Quarter		8:29	6:31
3rd Quarter		9:12	5:48
4th Quarter		7:02	7:58
Third-Down Conversions		8 of 18	9 of 16
Fourth-Down Conversions		1 of 1	0 of 1
Red-Zone Scores-Chances		6-7	4-5
Sacks By: Number-Yards		2-17	3-22
PAT Kicks		2-2	2-3
Field Goals		5-5	1-2

RUSHING: Missouri Western-Hill,Michael 21-125; Partridge,T. 17-96; Crockum,Tyron 1-39; Thomas,Dominic 5-28; Krysa,Dalton 1-0; TEAM 4-minus 25. Missouri Southern-Sumpter,Steven 18-65; Webster,Kyle 7-65; Threat,Ne'Ronte 1-14; Venson,Bryant 2-7; Howard,Collin 7-minus 19.

PASSING: Missouri Western-Partridge,T. 15-30-1-20. Missouri Southern-Howard,Collin 12-23-0-15; McDonald,Blake 8-14-1-66; Webster,Kyle 5-8-1-52; Zerkel,Landon 0-1-0-0.

RECEIVING: Missouri Western-Clausen,Adam 6-71; Hill,Michael 4-16; Fannin,TJ 2-23; Downing,Tarrell 1-11; Libby,Derek 1-3; Crockum,Tyron 1-minus 4. Missouri Southern-Zerkel,Landon 7-106; Threat,Ne'Ronte 6-46; Sumpter,Steven 5-56; Lepper,Austin 4-27; Cox,Kellen 1-14; Botts,Eric 1-14; Cobb,Justin 1-11.

INTERCEPTIONS: Missouri Western-Weston,Jeremy 1-30; Simpson,Shane 1-9. Missouri Southern-Rodgers,Brian 1-2.

FUMBLES: Missouri Western-Partridge,T. 1-0. Missouri Southern-Howard,Collin 1-1.

SACKS (UA-A): Missouri Western-Bass,David 1-0; Baska,Austin 1-0. Missouri Southern-Smith,Kenny 1-0; Williams,Brando 1-0; Wong,Alex 0-1; Combs,Gary 0-1.

TACKLES (UA-A): Missouri Western-Weston,Jeremy 7-3; Bass,David 4-6; Long,Jack 5-2; Jackson,Ben 4-2; Alli,Yomi 2-6; Madget,Thomas 1-8; Burrell,Nic 1-8; Nicholas,Jordan 2-2; Simpson,Shane 2-2; Baska,Austin 2-2; Kremer,Cody 1-3; Bryson,S. 1-2; Brown,John 1-2; Johnson,Stephen 1-1; Kennedy,Meshack 0-3; Pryor,Oliver 1-0; Wright,Brandon 1-0; Pister,Ben 0-2.

Missouri Southern-Rodgers,Brian 9-5; Matlock,Breon 5-6; Wong,Alex 3-6; Williams,Richard 3-5; Broades,CJ 4-1; Smith,Kenny 2-5; Williams,Brando 2-4; Combs,Gary 0-7; Haire,Demon 2-2; Horsely,DeMond 1-2; Pace,Gavin 1-1; Wesley,Jabarri 1-0; Threat,Ne'Ronte 1-0; Phillips,Ryon 1-0; Borgard,Brian 1-0; Webster,Kyle 1-0; Cobb,Justin 1-0; Pearl,Maurice 0-2; Boyd-Anderson,C 0-1; Hall,Aaron 0-1; Hopper,Derrick 0-1; Jackson,Mortez 0-1.

Game 6
Missouri Western 81, Lincoln 20
October 8, 2011
Spratt Stadium
St. Joseph, Mo.
4,003



ST. JOSEPH, Mo. – The Missouri Western football team used big plays defeating the Lincoln Blue Tigers 81-20 in the annual Hall of Fame game. Western tied the school record for most points in a game with 81, a record they set a season ago against Lincoln. The Griffons scored 10 touchdowns in the contest with two coming on special teams, one from the defense and seven from the offense. Senior kicker Greg Zuerlein scored 19 of the Griffons 81 points tying a school record with 10 extra points. He tied Brad Beckwith who set it a season ago against Lincoln. Western improves to 4-2 overall and 3-2 in MIAA action.

Missouri Western scored 26 points in the final 5:47 of the first half claiming a 37 point lead heading to the locker room. The Griffons racked up 199 yards of total offense with Michael Hill rushing for 94 yards on eight carries and two touchdowns. Hill also caught two passes for 56 yards and a touchdown.

The Griffons opened up the scoring on a Tarrell Downing 72 yard punt return with 13:34 to play in the first quarter giving Western the 7-0 lead. Hill caught a 53 yard touchdown from Travis Partridge on the Griffons next possession giving Western the 14-0 lead with 9:42 to play. Greg Zuerlein kicked his first of two field goals with 12:14 to play in the second quarter from 32 yards out giving Western the 17-0 lead.

The Blue Tigers hung in there giving down to the Griffons four yard line before being turned away on fourth down. A Partridge interception on the next possession set Lincoln up on Western's 12 yards line. The Blue Tigers went 12 yards on three plays with Deon Brock rushing in from one yard out cutting the Griffon lead to 17-6.

From there the Griffons dominated as Yomi Alli blocked the extra point returning it for two points. Downing returned the ensuing kickoff 88 yards to give Western the 26-6 lead with 5:33 to play in the half. A Zuerlein 50-yard field goal along with two touchdown runs by Hill, a 13-yarder and 44-yarder, gave the Griffons the commanding halftime lead.

Ben Jackson and Shane Simpson had interceptions in the final five minutes while Ben Pister led the way with six tackles.

Lincoln had 151 yards of total offense with Robert Redmond connecting on 12-of-19 for 115 yards. Corderious Gregory had four catches for 59 yards. Kendrick Causey led the way with 6 tackles.


The Griffons continued the onslaught into the second half when Cody Kremer ran an interception back 30 yards giving Western the 50-6 lead with 12:21 to play in the third. Western scored 10 more points in the third with Dominic Thomas rushing in from two yards out and Zuerlein hitting his second field goal of over 50 yards making a 51 yarder.

Western used touchdowns by Jerrin Walton, Thomas and Dalton Krysa in the fourth to give the Griffons the 61 point victory. Western finished the night rushing for 363 yards on 29 attempts for an average of 12.5 per rush. Western improves to 4-0 when they rush for over 200 yards in a game this season. Western had 478 yards of total offense holding the ball just over 17 minutes in the game.

Thomas rushed nine times for 124 yard and two touchdowns while Walton and Hill finished with 94 yards. Hill and Derek Libby caught two passes apiece. Downing had two punt returns for 78 yards and one kickoff return for 88 yards. Zuerlein had 14 kickoffs with six resulting in touchbacks.

The Blue Tigers had 452 yards of total offense with 317 coming through the air. Redmond connected on 31-45 attempts for 269 yards and one touchdown but had three interceptions. Gregory finished with 170 yards on 13 receptions and one touchdown. Brock had 73 yards rushing on 20 carries with on touchdown.

Defensively Stephen Juergens had nine tackles with one being for a loss while Meshack Kennedy had seven tackles. Lincoln was led by Kendrick Causey with 11 tackles.



Score by Quarters

Lincoln	0	6	0	14	-	20	Record: (1-5, 0-5)
Missouri Western	14	29	17	21	-	81	Record: (4-2, 3-2)

SCORING SUMMARY

1st	13:34	MWSU	Downing,Tarrell 72 yd punt return (Zuerlein,Greg kick)	0 - 7
	09:42	MWSU	Hill,Michael 53 yd pass from Partridge,T. (Zuerlein,Greg kick)	0 - 14
2nd	12:14	MWSU	Zuerlein,Greg 32 yd field goal	0 - 17
	05:47	LINCOLN	Brock,Deon 1 yd run (Blanton,Josh kick blockd)	6 - 17
	05:47	MWSU	Alli,Yomi PAT return	6 - 19
	05:33	MWSU	Downing,Tarrell 88 yd kickoff return (Zuerlein,Greg kick)	6 - 26
	03:00	MWSU	Zuerlein,Greg 50 yd field goal	6 - 29
	02:20	MWSU	Hill,Michael 13 yd run (Zuerlein,Greg kick)	6 - 36
	01:12	MWSU	Hill,Michael 44 yd run (Zuerlein,Greg kick)	6 - 43
3rd	12:21	MWSU	Kremer,Cody 30 yd interception return (Zuerlein,Greg kick)	6 - 50
	09:02	MWSU	Thomas,Dominic 2 yd run (Zuerlein,Greg kick)	6 - 57
	03:36	MWSU	Zuerlein,Greg 51 yd field goal	6 - 60
4th	14:36	MWSU	Walton,Jerrin 83 yd run (Zuerlein,Greg kick)	6 - 67
	09:37	LINCOLN	Redmond,Robert 2 yd run (Blanton,Josh kick)	13 - 67
	09:20	MWSU	Thomas,Dominic 60 yd run (Zuerlein,Greg kick)	13 - 74
	04:01	LINCOLN	Gregory,C. 5 yd pass from Redmond,Robert (Blanton,Josh kick)	20 - 74
	02:44	MWSU	Krysa,Dalton 23 yd run (Zuerlein,Greg kick)	20 - 81

Team Totals		LINCOLN	MWSU
FIRST DOWNS		27	16
Rushing		8	10
Passing		14	5
Penalty		5	1
NET YARDS RUSHING		135	363
Rushing Attempts		50	29
Average Per Rush		2.7	12.5
Rushing Touchdowns		2	6
Yards Gained Rushing		167	376
Yards Lost Rushing		32	13
NET YARDS PASSING		311	115
Completions-Attempts-Int		33-54-5	6-15-1
Average Per Attempt		5.8	7.7
Average Per Completion		9.4	19.2
Passing Touchdowns		1	1
TOTAL OFFENSE YARDS		446	478
Total offense plays		104	44
Average Gain Per Play		4.3	10.9
Fumbles: Number-Lost		2-1	0-0
Penalties: Number-Yards		10-78	13-120
PUNTS-YARDS		4-157	2-90
Average Yards Per Punt		39.2	45.0
Net Yards Per Punt		17.2	40.5
Inside 20		1	0
50+ Yards		0	1
Touchbacks		0	0
Fair catch		0	0
KICKOFFS-YARDS		4-210	14-914
Average Yards Per Kickoff		52.5	65.3
Net Yards Per Kickoff		16.8	47.4
Touchbacks		0	6
Punt returns: Number-Yards-TD		1-9-0	3-88-1
Average Per Return		9.0	29.3
Kickoff returns: Number-Yds-TD		7-131-0	4-143-1
Average Per Return		18.7	35.8
Interceptions: Number-Yds-TD		1-0-0	5-70-1
Fumble Returns: Number-Yds-TD		0-0-0	1-4-0
Miscellaneous Yards		0	0
Possession Time		42:39	17:21
1st Quarter		10:34	4:26
2nd Quarter		10:10	4:50
3rd Quarter		10:07	4:53
4th Quarter		11:48	3:12
Third-Down Conversions		10 of 24	0 of 5
Fourth-Down Conversions		3 of 6	0 of 0
Red-Zone Scores-Chances		3-5	3-3
Sacks by: Number-Yards		1-6	1-6
PAT Kicks		2-3	10-10
Field Goals		0-0	3-3

RUSHING: Lincoln-Brock,Deon 20-73; Redmond,Robert 12-40; Malone,Donald 14-23; Woodard,Maurice 1-1; Willis,Chris 3-minus 2. **Missouri Western-Thomas,Dominic 9-124; Hill,Michael 8-94; Walton,Jerrin 2-94; Krysa,Dalton 6-58; TEAM 1-minus 2; Partridge,T. 3-minus 5.**

PASSING: Lincoln-Redmond,Robert 30-45-4-263; Smith,Demarcus 3-9-1-48. **Missouri Western-Partridge,T. 6-15-1-115.**

RECEIVING: Lincoln-Gregory,C. 13-170; Woodard,Maurice 6-44; Malone,Donald 4-15; Guion,Jacquan 3-23; Willis,Chris 2-21; Daniels,Nick 2-16; Brock,Deon 2-8; Everett,Gordon 1-14. **Missouri Western-Hill,Michael 2-56; Libby,Derek 2-21; Krysa,Dalton 1-28; Crockum,Tyron 1-0.**

INTERCEPTIONS: Lincoln-Fluellen,O'Hara 1-0. **Missouri Western-Kremer,Cody 1-30; Jackson,Ben 1-23; Ressegule,Kirk 1-10; Simpson,Shane 1-7; Buckwalter,Jake 1-0.**

FUMBLES: Lincoln-Redmond,Robert 2-1. **Missouri Western-None.**

SACKS (UA-A): Lincoln-Knox,Vonques 0-1; Johnson,Aaron 0-1. **Missouri Western-Baska,Austin 1-0.**

TACKLES (UA-A): Lincoln-Causey,Kendrick 7-4; Dawotola,Kayode 3-0; Johnson,Aaron 2-1; Johnson,D. 2-1; Daily,Delano 1-2; Moore,Jerrold 1-1; Beatusel,J. 1-1; Streeter,Victor 1-1; Lloyd,Michael 1-0; McCallon,David 1-0; Woodard,Maurice 1-0; Guion,Jacquan 1-0; Malone,Donald 1-0; Fluellen,O'Hara 1-0; Redmond,Robert 1-0; Frison,Cecil 0-1; Pulley,Treston 0-1; Hopson,Herman 0-1; Hunter,Ricardo 0-1; Knox,Vonques 0-1. **Missouri Western-Juergens,S. 5-4; Kennedy,Meshack 6-1; Engelken,Jesse 4-2; Ritter,Dan 3-3; Pister,Ben 2-4; Baska,Austin 3-2; Kremer,Cody 2-3; Alli,Yomi 1-4; Weston,Jeremy 4-0; Bass,David 4-0; Burrell,Nic 1-3; Bryson,S. 1-3; Madget,Tom 3-0; Harrison,Marc 3-0; Jackson,Ben 2-1; Pryor,Oliver 2-1; Long,Jack 1-2; Liston,Tyson 0-3; Buckwalter,Jake 0-3; Nicholas,Jordan 0-3; Pratt,C. 2-0; Anderson,Nick 1-1; Brown,John 1-1; Collins,Isaac 1-1; Chungong,R. 1-1; Bailey,Jon 0-2; Johnson,Stephen 0-2; Downing,Tarrell 1-0; Rollins,J. 1-0; Whittler,Devin 1-0; Simpson,Shane 0-1; Ressegule,Kirk 0-1.**

Game 7
Missouri Western 22, Emporia State 16
October 15, 2011
Jones Field @
Welch Stadium
Emporia, Kan.
5,067



EMPORIA, Kan – Nineteen first half points helped Missouri Western football survive a late charge by the Hornets on their homecoming, and escaped Jones Field at Welch Stadium with a 22-16 win. Western improved to 5-2 on the season; 4-2 in the MIAA. Emporia State fell to 2-5 and 1-5 in the MIAA.

Western had to recover an onside kick attempt with 1:06 remaining to secure the victory, after taking a 20-point lead into the fourth quarter. Down 22-2 to begin the fourth quarter, Emporia got a 50-yard touchdown pass from Tyler Eckenrode and a 3-yard TD strike from RayRay Davis in the fourth to pull within six.

A personal foul on the Griffons during the extra-point attempt set the Hornets up for potentially great field position, but Western was able to recover the onside kick and secure the victory. For Western, it was their seventh consecutive win over the Hornets.


Travis Partridge passed for over 200 yards for the first time in his career. The sophomore quarterback was 19-30 for 238 yards and three touchdowns, with no interceptions. Partridge was efficient in the first half, going to halftime 11-15 for 152 yards. All three of his TD passes came before halftime.

Michael Hill had another 100 yard performance, rushing 20 times for 112 yards. Hill also had five catches for 73 yards and a touchdown. Partridge rushed 13 times for 42 yards. Tarrell Downing led the Griffons with six receptions for 86 yards and a touchdown.

Hill got the scoring started for the Griffons, with an eight yard touchdown reception. Reggie Jordan found the endzone for the first time this season with 1:36 to go in the first quarter on a 10 yard touchdown reception.

The defense dominated the Hornets through three quarters, holding Emporia out of the end zone until five minutes into the fourth quarter. Emporia's only first half points came on a Partridge fumble that was recovered in the end zone by David Fowler.

Tom Madget led the Western defense with 12 total tackles; nine solo. Ben Pister had two sacks to go with his four tackles and David Bass added his ninth sack on the season. Jeremy Weston chipped in three tackles and his fourth interception of the season.



Score by Quarters	1	2	3	4	Total	Record
Missouri Western	13	6	3	0	22	Record: (5-2, 4-2 MIAA)
Emporia State	0	2	0	14	16	Record: (2-5, 1-5 MIAA)

SCORING SUMMARY				
1st	07:19	MWSU	Hill, Michael 8 yd pass from Partridge, T. (Zuerlein, Greg kick)	7 - 0
	01:36	MWSU	Jordan, R. 10 yd pass from Partridge, T. (Zuerlein, G. kick failed)	13 - 0
2nd	11:06	MWSU	Downing, T. 13 yd pass from Partridge (Partridge, T. pass failed)	19 - 0
	08:22	ESU	Hagler, Dakota safety	19 - 2
3rd	01:30	MWSU	Zuerlein, Greg 39 yd field goal	22 - 2
4th	11:16	ESU	Page, LaDarrian 50 yd pass from Eckenrode, Tyler (King, Z. kick)	22 - 9
	01:08	ESU	Davis, RayRay 3 yd pass from Eckenrode, Tyler (King, Zak kick)	22 - 16

Team Totals	MWSU	ESU
FIRST DOWNS	22	22
Rushing	12	6
Passing	9	14
Penalty	1	2
NET YARDS RUSHING	159	110
Rushing Attempts	42	32
Average Per Rush	3.8	3.4
Rushing Touchdowns	0	0
Yards Gained Rushing	183	140
Yards Lost Rushing	24	30
NET YARDS PASSING	238	275
Completions-Attempts-Int	19-31-0	27-40-1
Average Per Attempt	7.7	6.9
Average Per Completion	12.5	10.2
Passing Touchdowns	3	2
TOTAL OFFENSE YARDS	397	385
Total offense plays	73	72
Average Gain Per Play	5.4	5.3
Fumbles: Number-Lost	1-1	2-0
Penalties: Number-Yards	10-100	1-15
PUNTS-YARDS	5-238	7-290
Average Yards Per Punt	47.6	41.4
Net Yards Per Punt	33.8	36.3
Inside 20	1	2
50+ Yards	3	1
Touchbacks	3	1
Fair catch	1	1
KICKOFFS-YARDS	6-393	2-93
Average Yards Per Kickoff	65.5	46.5
Net Yards Per Kickoff	49.8	26.0
Touchbacks	2	0
Punt returns: Number-Yards-TD	2-16-0	1-9-0
Average Per Return	8.0	9.0
Kickoff returns: Number-Yds-TD	2-41-0	4-54-0
Average Per Return	20.5	13.5
Interceptions: Number-Yds-TD	1-17-0	0-0-0
Fumble Returns: Number-Yds-TD	0-0-0	0-0-0
Miscellaneous Yards	0	0
Possession Time	32:27	27:33
1st Quarter	6:56	8:04
2nd Quarter	8:05	6:55
3rd Quarter	9:01	5:59
4th Quarter	8:25	6:35
Third-Down Conversions	8 of 16	4 of 14
Fourth-Down Conversions	0 of 1	0 of 3
Red-Zone Scores-Chances	3-3	1-1
Sacks By: Number-Yards	3-14	2-6
PAT Kicks	1-2	2-2
Field Goals	1-1	0-0

RUSHING: Missouri Western-Hill, Michael 20-112; Partridge, T. 13-42; Crockum, Tyron 2-12; Thomas, Dominic 2-3; Krysa, Dalton 1-0; Wright, Brandon 1-minus 4; TEAM 3-minus 6. Emporia State-Eckenrode, Tyler 11-36; Page, LaDarrian 6-30; Hall, Derwin 4-24; Abner, Adrian 7-21; Horton, Dasor 3-2; Richardson, S 1-minus 3.

PASSING: Missouri Western-Partridge, T. 19-30-0-238; Clausen, Adam 0-1-0-0. Emporia State-Eckenrode, Tyler 27-40-1-275.

RECEIVING: Missouri Western-Downing, Tarrell 6-86; Hill, Michael 5-73; Krysa, Dalton 1-24; Libby, Derek 1-15; Wright, Brandon 1-11; Knox, Kyle 1-11; Jordan, Reggie 1-10; Crockum, Tyron 1-9; Thomas, Dominic 1-0; Fowler, David 1-minus 1. Emporia State-Davis, RayRay 9-81; Page, LaDarrian 4-69; Richardson, S 4-33; Tillmon, Kamryn 3-24; Love, Benjamin 2-18; Schiltz, Adam 2-16; Horton, Dasor 2-8; Coursen, Matt 1-26.

INTERCEPTIONS: Missouri Western-Weston, Jeremy 1-17. Emporia State-None.

FUMBLES: Missouri Western-Hill, Michael 1-1. Emporia State-Eckenrode, Tyler 1-0; Hall, Derwin 1-0.

SACKS (UA-A): Missouri Western-Pister, Ben 2-0; Bass, David 1-0. Emporia State-Carlson, Ben 1-0; Ezimako, Kennedy 1-0.

TACKLES (UA-A): Missouri Western-Madget, Tom 9-3; Burrell, Nic 6-1; Bass, David 4-2; Basko, Austin 4-1; Jackson, Ben 4-1; Simpson, Shane 3-2; Pister, Ben 4-0; Weston, Jeremy 3-0; Kremer, Cody 2-1; Long, Jack 2-1; Pryor, Oliver 2-0; Aili, Yomi 2-0; Ritter, Dan 1-1; Ressegule, Kirk 1-0; Brown, John 1-0; Bryson, S. 1-0; Nicholas, Jordan 0-1; Collins, Isaac 0-1; Harrison, Marc 0-1.

Emporia State-Carlson, Ben 7-5; Lohmann, Derek 6-3; Burgess, Wayne 6-2; Raines, Stephau 5-0; Rosenhamer, Matt 3-1; Sanders, Jordan 3-1; Hagler, Dakota 2-2; Gaddis, Kevin 2-1; Ezimako, Kennedy 2-1; Harris, Vince 2-1; Farley, Jake 1-2; Richards, Jeff 1-1; Dozier, Julian 1-0; Gee, Kameron 1-0; Hall, Derwin 1-0; Willis, Austin 1-0; Uhles, Lance 1-0.

Game 8
Missouri Western 45, Truman State 7
October 22, 2011
Spratt Stadium
St. Joseph, Mo.
4,898



ST. JOSEPH, Mo. – The Missouri Western football team cruised to a 45-7 victory over the Truman State Bulldogs on homecoming at MWSU. The Griffons racked up 632 yards of total offense with 271 coming of the ground and 361 through the air. Western improves to a perfect 5-0 when rushing for over 200 yards in a game this season and the 632 yards is the first time a Griffon team has went over 600 yards of total offense since September 16, 2000 when they went for 620 against Missouri-Rolla. The Griffons improve to 6-2 on the season and 5-2 in MIAA play.

Two Reggie Jordan touchdowns in the opening half sparked the Griffons to a 24-0 lead after two quarters. Jordan opened up the scoring when he took a snap on a fake punt and scampered 64 yards for a touchdown with 3:24 to play in the first quarter. Jordan capped off a six play 80 yard scoring drive by the Griffons.

Jordan gave the Griffons a 14-0 lead catching a four yard pass from Travis Partridge with 10:46 to play in the second quarter. The touchdown capped off an 11 play 44 yard scoring drive for Western. Western kept up the pressure getting a 28 yard field goal from Greg Zuerlein and an 80 yard pitch and catch from Partridge to Tarrell Downing with under a minute to play giving the Griffons the 24 point lead. Downing had three catches for 131 yards in the half.

The Griffons dominated offensively accumulating 381 yards of total offense with 215 coming through the air. Partridge completed 10-of-17 for 168 yards and two touchdowns. His only blemish was an interception in the end zone on the opening drive of the game for Western.

Michael Hill rushed 17 times for 87 yards while Nic Burrell had six tackles leading the Griffons defensively. Shane Simpson had an interception in the half while Sean Tray Bryson got the Griffons only sack. Western held the Bulldogs to just 47 yards passing and to 0-of-5 on third down conversions.

The Bulldogs finished with 147 yards on 32 plays. They rushed 19 times for 100 yards with Donald Harvey gaining 63 yards on nine carries. J.B. Clark struggled throwing the ball completing 5-of-11 passes for just 24 yards. Richie Schumacher had 10 tackles for the Bulldogs.

The Griffons continued to play well into the third quarter scoring on two of their first three possessions. Western first scoring drive of the quarter was a five play 71 yard which ended with Hill plowing in from six yards out putting Western up 31-0. The Griffons scored again on their next possession when Partridge hit Derek Libby on a 60 yard pitch and catch giving Western the 38-0 lead after three quarters.

The two teams traded scores in the fourth as Western's Jerrin Walton scored a 29 yard touchdown with 7:31 to play giving Western the 38 point victory. The Griffons have won four straight on the season and four straight over the Bulldogs.

Hill led the way on the ground rushing 22 times for 95 yards and a touchdown while Walton rushed six times for 47 yards and a touchdown. Partridge finished with career best 278 yards connecting on 15-of-24 passes with three touchdowns. Downing had five receptions for 171 yards and a touchdown while Libby had a career best three catches for 90 yards and a touchdown.

The Bulldogs finished with 291 yards with 158 on the ground and just 133 through the air. Harnish Ayora had 82 yards on 15 carries while Harvey had 65 yards on 10. Conrad Schottel completed 6-of-21 passes for 91 yards while rushing for the Bulldogs loan touchdown. Truman falls to 2-6 on the season and 1-5 overall.

Defensively the Griffons were led by Burrell with nine tackles with 1.5 being for a loss. Jeremy Weston and Simpson each had seven stops. Western recorded three sacks with Bryson, Oliver Pryor and Ben Pister all getting one.

Truman State was led by Schumacher with 15 tackles with six being solo. M.J. Kang had two sacks for the Bulldogs.



Score by Quarters	0	6	0	7	-	7	Record: (2-6, 1-6)
Truman	0	6	0	7	-	7	Record: (2-6, 1-6)
Missouri Western	7	17	14	7	-	45	Record: (6-2, 5-2)

SCORING SUMMARY				
1st	03:24	MWSU	Jordan, Reggie 64 yd run (Zuerlein, Greg kick)	0 - 7
2nd	10:46	MWSU	Jordan, Reggie 4 yd pass from Partridge, T. (Zuerlein, Greg kick)	0 - 14
	03:49	MWSU	Zuerlein, Greg 28 yd field goal	0 - 17
	00:59	MWSU	Downing, Tarrell 80 yd pass from Partridge, T. (Zuerlein, G. kick)	0 - 24
3rd	09:45	MWSU	Hill, Michael 6 yd run (Zuerlein, Greg kick)	0 - 31
	08:36	MWSU	Libby, Derek 60 yd pass from Partridge, T. (Zuerlein, Greg kick)	0 - 38
4th	14:51	TSU	Schottel, Conrad 11 yd run (Koon, Derek kick)	7 - 38
	07:31	MWSU	Walton, Jerrin 29 yd run (Zuerlein, Greg kick)	7 - 45

Team Totals	TSU	MWSU
FIRST DOWNS	16	24
Rushing	8	10
Passing	7	12
Penalty	1	2
NET YARDS RUSHING	158	271
Rushing Attempts	35	47
Average Per Rush	4.5	5.8
Rushing Touchdowns	1	3
Yards Gained Rushing	182	320
Yards Lost Rushing	24	49
NET YARDS PASSING	133	361
Completions-Attempts-Int	13-36-1	18-28-2
Average Per Attempt	3.7	12.9
Average Per Completion	10.2	20.1
Passing Touchdowns	0	3
TOTAL OFFENSE YARDS	291	632
Total offense plays	71	75
Average Gain Per Play	4.1	8.4
Fumbles: Number-Lost	1-1	3-1
Penalties: Number-Yards	9-81	7-71
PUNTS-YARDS	8-386	3-101
Average Yards Per Punt	48.2	33.7
Net Yards Per Punt	38.5	33.3
Inside 20	1	0
50+ Yards	4	0
Touchbacks	2	0
Fair catch	1	0
KICKOFFS-YARDS	2-116	8-544
Average Yards Per Kickoff	58.0	68.0
Net Yards Per Kickoff	47.5	49.5
Touchbacks	1	4
Punt returns: Number-Yards-TD	2-1-0	4-38-0
Average Per Return	0.5	9.5
Kickoff returns: Number-Yds-TD	4-68-0	1-1-0
Average Per Return	17.0	1.0
Interceptions: Number-Yds-TD	2-0-0	1-9-0
Fumble Returns: Number-Yds-TD	0-0-0	0-0-0
Miscellaneous Yards	0	0
Possession Time	26:19	33:41
1st Quarter	7:27	7:33
2nd Quarter	7:03	7:57
3rd Quarter	7:14	7:46
4th Quarter	4:35	10:25
Third-Down Conversions	2 of 14	6 of 14
Fourth-Down Conversions	1 of 4	1 of 1
Red-Zone Scores-Chances	1-2	3-4
Sacks By: Number-Yards	3-22	3-14
PAT Kicks	1-1	6-6
Field Goals	0-0	1-1

RUSHING: Truman-Ayora, Harnish 15-82; Harvey, Donald 10-65; Schottel, Conrad 4-13; White, Garrett 2-3; Clark, J.B. 4-minus 5. **Missouri Western-Hill, Michael 22-95; Jordan, Reggie 1-64; Walton, Jerrin 6-47; Thomas, Dominic 6-39; Krysa, Dalton 4-21; Partridge, T. 6-8; TEAM 2-minus 3.**

PASSING: Truman-Schottel, Conrad 6-21-0-91; Clark, J.B. 7-15-1-42. **Missouri Western-Partridge, T. 15-24-2-278; Walton, Jerrin 2-3-0-36; Crockum, Tyron 1-1-0-47.**

RECEIVING: Truman-Brown, Anthony 5-51; Mundwiller, Andy 4-31; Grier, Dallas 2-6; Loyd, Kurt 1-37; James, Ivan 1-8. **Missouri Western-Downing, Tarrell 5-171; Crockum, Tyron 4-48; Libby, Derek 3-90; Clausen, Adam 2-12; Krysa, Dalton 1-29; Knox, Kyle 1-7; Jordan, Reggie 1-4; Hill, Michael 1-0.**

INTERCEPTIONS: Truman-Byrd, Terrence 1-0; Schumacher, R. 1-0. **Missouri Western-Simpson, Shane 1-9.**

FUMBLES: Truman-Clark, J.B. 1-1. **Missouri Western-Hill, Michael 2-0; Partridge, T. 1-1.**

SACKS (UA-A): Truman-Kang, M.J. 2-0; Johnson, Ryan 1-0. **Missouri Western-Bryson, S. 1-0; Pister, Ben 1-0; Pryor, Oliver 1-0.**

TACKLES (UA-A): Truman-Schumacher, R. 6-9; Jackson, Earl 4-3; Whitcher, Kyle 4-2; Walls, Dennis 4-1; Byrd, Terrence 1-4; Schroeder, Brady 2-2; Pelc, Wade 1-3; Johnson, Ryan 1-3; Day, Steven 3-0; Blackwell, P. 3-0; Kang, M.J. 3-0; Reynolds, Adam 1-2; Abbate, Nic 1-2; Young, Brad 1-1; Nagel, Connor 1-1; Britt, Ja'Cobe 0-2; Mundwiller, Andy 1-0; Marr, Max 1-0; Sitkiewicz, Hank 1-0; Klott, Jeff 1-0; Haferbier, Jared 1-0; Smith, Matthew 0-1; Stumpe, Jared 0-1; Campbell, B. 0-1.

Missouri Western-Burrell, Nic 4-5; Weston, Jeremy 4-3; Simpson, Shane 3-4; Alli, Yomi 2-3; Kremer, Cody 1-4; Madget, Tom 0-5; Bryson, S. 3-1; Pryor, Oliver 2-2; Baska, Austin 1-3; Pister, Ben 1-3; Nicholas, Jordan 2-1; Kennedy, Meshack 1-1; Bass, David 1-1; Juergens, S. 1-1; Jackson, Ben 1-1; Harrison, Marc 0-2; Liston, Tyson 1-0; Ritter, Dan 1-0; Collins, Isaac 1-0; Pratt, C. 1-0; Anderson, Nick 0-1; Buckwalter, Jake 0-1.

Game 9
Missouri Western 31, Southwest Baptist 24
October 29, 2011
Plaster Stadium
Bolivar, Mo.
3,353



BOLIVAR, Mo. - It wasn't pretty, but Missouri Western football has now won five straight games, after a 31-24 win against Southwest Baptist Saturday afternoon in Bolivar. Western improved to 7-2 overall and 5-2 in conference play.

Baptist scored 13 points off Western turnovers to make it a game, but the Griffons, despite losing the turnover battle 3-0, got a gritty performance from Michael Hill on the ground to pull out the victory. Hill unofficially registered 30 carries for approximately 200 yards. Unofficially, Western recorded nine sacks with David Bass picking up four. Official statistics were not made available immediately following the game.

Baptist, struck first with an early first quarter touchdown to take a 7-0 lead. The Griffons then responded with a 34-yard touchdown pass from Travis Partridge to Tarrell Downing to tie the score at 7 in the first. Western then took a 14-7 lead early in the 2nd quarter when Partridge hit Hill for a 13-yard touchdown reception.

Baptist answered with at the 8:19 mark in the 2nd with a Dan Connors 3-yard touchdown catch from Charles Johnson. Western reclaimed the lead at 2:13 with a 23-yard field goal from Greg Zuerlein, his MIAA record 13th consecutive field goal that gave the Griffons a three point lead heading into halftime.

The Bearcats tied the game at the 8:00 minute mark of the 3rd quarter with a 31-yard field goal from John Colliver. The turning point came on Western's next offensive possession, when they successfully completed two fourth down conversions. The Griffons used a fake punt on fourth and eight, when Reggie Jordan took the direct snap and ran for a first down. Three plays later, Michael Hill took a fourth and two run 48 yards to the Baptist two-yard line. Travis Partridge finished the drive with a two yard touchdown run to put Western up 24-17.

The Griffons added another score at the 13:19 mark of the 4th quarter, with a Dominic Thomas 6-yard touchdown run to make it a 31-17 game. Baptist answered with a 20-yard touchdown from Marcus Sullivan at 9:53 to pull to within a touchdown, but the Griffons ran out the clock. Southwest Baptist fell to 6-3 on the season and will join Western in the MIAA beginning in 2012.



Score by Quarters	
Missouri Western	7 10 7 7 - 31 Record: (7-2, 5-2 MIAA)
Southwest Baptist	7 7 3 7 - 24 Record: (6-3 MIAA)

SCORING SUMMARY	
1st 09:23	SBU Everson,Thaddeu 2 yd run (Colliver,John kick) 0 - 7
06:38	MWSU Downing,Tarrell 34 yd pass from Partridge,T. (Zuerlein,G. kick) 7 - 7
12:39	MWSU Hill,Michael 13 yd pass from Partridge,T. (Zuerlein,Greg kick) 14 - 7
08:19	SBU Johnson,Charles 3 yd pass from Connors,Dan (Colliver,J. kick) 14 - 14
02:13	MWSU Zuerlein,Greg 23 yd field goal 17 - 14
08:00	SBU Colliver,John 31 yd field goal 17 - 17
03:30	MWSU Partridge,T. 4 yd run (Zuerlein,Greg kick) 24 - 17
13:19	MWSU Thomas,Dominic 6 yd run (Zuerlein,Greg kick) 31 - 17
09:53	SBU Sullivan,Marcus 20 yd pass from Connors,Dan (Colliver,J. kick) 31 - 24

Team Totals	MWSU	SBU
FIRST DOWNS	24	18
Rushing	18	4
Passing	5	11
Penalty	1	3
NET YARDS RUSHING	356	44
Rushing Attempts	60	35
Average Per Rush	5.9	1.3
Rushing Touchdowns	2	1
Yards Gained Rushing	376	105
Yards Lost Rushing	20	61
NET YARDS PASSING	144	203
Completions-Attempts-Int	11-18-1	21-35-0
Average Per Attempt	8.0	5.8
Average Per Completion	13.1	9.7
Passing Touchdowns	2	2
TOTAL OFFENSE YARDS	500	247
Total offense plays	78	70
Average Gain Per Play	6.4	3.5
Fumbles: Number-Lost	2-2	0-0
Penalties: Number-Yards	7-96	2-20
PUNTS-YARDS	3-127	7-284
Average Yards Per Punt	42.3	40.6
Net Yards Per Punt	41.7	40.4
Inside 20	2	0
50+ Yards	0	2
Touchbacks	0	0
Fair catch	0	2
KICKOFFS-YARDS	6-403	4-208
Average Yards Per Kickoff	67.2	52.0
Net Yards Per Kickoff	45.5	46.2
Touchbacks	3	0
Punt returns: Number-Yards-TD	1-1-0	2-2-0
Average Per Return	1.0	1.0
Kickoff returns: Number-Yds-TD	4-23-0	3-70-0
Average Per Return	5.8	23.3
Interceptions: Number-Yds-TD	0-0-0	1-0-0
Fumble Returns: Number-Yds-TD	0-0-0	1-9-0
Miscellaneous Yards	0	0
Possession Time	27:13	23:22
1st Quarter	6:02	3:21
2nd Quarter	9:15	5:45
3rd Quarter	5:44	9:16
4th Quarter	6:12	5:00
Third-Down Conversions	8 of 16	7 of 18
Fourth-Down Conversions	2 of 3	0 of 0
Red-Zone Scores-Chances	4-4	3-3
Sacks By: Number-Yards	9-47	2-11
PAT Kicks	4-4	3-3
Field Goals	1-1	1-2

RUSHING: Missouri Western-Hill,Michael 41-246; Partridge,T. 13-49; Krysa,Dalton 2-40; Jordan,Reggie 1-11; Thomas,Dominic 3-10. Southwest Baptist-Harris,Tiras 6-25; Everson,Thaddeu 10-19; Connors,Dan 15-11; Duhaney,Justin 4-minus 11.

PASSING: Missouri Western-Partridge,T. 11-18-1-144. Southwest Baptist-Connors,Dan 21-35-0-203.

RECEIVING: Missouri Western-Hill,Michael 4-51; Downing,Tarrell 3-45; Crockum,Tyron 2-19; Libby,Derek 1-18; Wright,Brandon 1-11. Southwest Baptist-Lauderdale,Derw 7-71; Sullivan,Marcus 5-46; Mourik,Nathan 5-45; Johnson,Charles 4-41.

INTERCEPTIONS: Missouri Western-None. Southwest Baptist-Otwell,Austin 1-0.

FUMBLES: Missouri Western-Partridge,T. 1-1; Thomas,Dominic 1-1. Southwest Baptist-None.

SACKS (UA-A): Missouri Western-Bass,David 4-0; Baska,Austin 2-0; Alli,Yomi 2-0; Pister,Ben 1-0. Southwest Baptist-Moore,Zach 1-0; Belak,Nathaniel 1-0.

TACKLES (UA-A): Missouri Western-Alli,Yomi 5-3; Madget,Tom 3-5; Bass,David 6-0; Baska,Austin 4-1; Burrell,Nic 4-1; Long,Jack 3-2; Simpson,Shane 3-2; Kremer,Cody 2-3; Brown,John 3-1; Weston,Jeremy 3-1; Jackson,Ben 2-2; Pister,Ben 1-3; TEAM 3-0; Nicholas,Jordan 1-0; Kennedy,Meshack 1-0; Ressegule,Kirk 1-0; Spencer,Raphael 1-0; Buckwalter,Jake 0-1; Harrison,Marc 0-1.

Southwest Baptist-Hawkins,Chris 10-3; Moore,Zach 9-3; Hicks,Andre 4-3; TEAM 6-0; Belak,Nathaniel 2-3; Bennett,Kourtne 2-3; Muhammad,Chris 1-4; Walker,Tristan 4-0; Wiggins,Anthony 3-1; Otwell,Austin 3-0; Davis,Clayton 2-1; Johnson,Glen 1-1; Woodward,Guy 0-2; Grapp,Tyler 0-2; Pierre,Alain 0-2; Poncio,Blake 1-0; Caver,Joshua 1-0; Tautolo,Ben 1-0; Wallace,Karre 0-1; Ross,Deshawn 0-1; Johnson,Charles 0-1; Smith,Ezra 0-1; Barlett,Alex 0-1; Culbreth,Chris 0-1.