



TOLEDO BASKETBALL GAME NOTES

TOLEDO ATHLETIC COMMUNICATIONS

MBB Contact: Steve Easton

Email: steven.easton@utoledo.edu

Phone: 419-530-4921

Cell: 419-262-3953

X/Twitter: twitter.com/UTSteveEaston

Facebook: facebook.com/UTRockets

2025-26 Toledo Schedule (16-13 Overall, 10-6 MAC)

Date	Opponent	Time/Result
NOVEMBER (4-3)		
NOV. 3	SOUTH ALABAMA& (ESPN+)	L, 74-76
NOV. 8	MARSHALL (ESPN+)	L, 73-85
Nov. 11	at Wright State (ESPN+)	W, 81-71
NOV. 15	DETROIT MERCY (ESPN+)	W, 90-83
NOV. 19	YOUNGSTOWN STATE (ESPN+)	W, 92-75
Nov. 24	vs. Troy# (FloCollege)	W, 75-68
Nov. 26	vs. Belmont# (FloCollege)	L, 72-87
DECEMBER (3-3)		
DEC. 1	CENTRAL STATE (ESPN+)	W, 102-58
Dec. 6	at Oakland (ESPN+)	L, 97-98
Dec. 13	at Robert Morris (ESPN+)	L, 70-75
Dec. 16	at #9 Michigan State (Peacock)	L, 69-92
DEC. 20	LOURDES (ESPN+)	W, 100-67
DEC. 30	WESTERN MICHIGAN* (ESPN+)	W, 84-79
JANUARY (5-4)		
Jan. 3	at Central Michigan* (ESPN+)	W, 78-75
Jan. 6	at Northern Illinois* (ESPN+)	W, 75-61
JAN. 9	MIAMI* (CBS SPORTS NETWORK)	L, 73-87
JAN. 13	OHIO* (ESPN+)	W, 101-85
Jan. 16	at Kent State* (CBS Sports Network)	L, 84-87
Jan. 20	at UMass* (ESPN+)	L, 82-84
JAN. 24	BOWLING GREEN* (ESPN+)	W, 73-72
Jan. 27	at Akron* (ESPN+)	L, 81-91
JAN. 31	BALL STATE* (ESPN+)	W, 73-55
FEBRUARY (4-3)		
FEB. 3	KENT STATE* (ESPN+)	L, 72-75
Feb. 7	at James Madison& (ESPN+)	L, 71-73
Feb. 11	at Western Michigan* (ESPN+)	W, 90-79
Feb. 14	at Bowling Green* (ESPN+)	L, 70-80
FEB. 21	EASTERN MICHIGAN* (ESPN+)	W, 94-75
FEB. 24	NORTHERN ILLINOIS* (ESPN+)	W, 79-69
Feb. 28	at Ohio* (ESPN+)	W, 79-67
MARCH (0-0)		
Mar. 3	at Miami* (ESPN+)	7:00 p.m.
MAR. 6	BUFFALO* (ESPN+)	7:00 p.m.
Mar. 12	MAC Quarterfinals-Opp. TBA (ESPN+)	1:30 p.m.
Mar. 13	MAC Semifinals (CBSSN)	TBA
Mar. 14	MAC Championship Game (ESPN2)	TBA

& MAC-SBC Challenge
Geico Coconut Hoops (Fort Myers, Fla.)
* Mid-American Conference game



TOLEDO ROCKETS

Overall Record: 16-13
MAC Record: 10-6
Head Coach: Tod Kowalczyk
School Record: 312-209/16 yrs.
Career Record: 448-321/24 yrs.
vs. Miami: 22-3

STATISTICAL LEADERS
Points: Sonny Wilson/17.3
Rebounds: Sean Craig/7.4
Assists: Sonny Wilson/4.5
Blocks: Austin Parks/1.4
Steals: Leroy Blyden Jr./1.7
FG%: Austin Parks/60.5
3FG%: Leroy Blyden Jr./39.8
FT%: Leroy Blyden Jr./85.6

GAME INFORMATION

Date: Tuesday, March 3, 2026.
Tip-Off: 7:00 p.m.
Location: Oxford, Ohio.
Arena: Millett Hall (9,200).
Streaming: ESPN+.
Steve Baker will provide play-by-play for broadcast with Randy Hollowell serving as analyst.
Radio: Rocket Radio Network. WSPD (1370 AM) in Toledo.
Mark Beier will provide play-by-play for broadcast with Jay Lehman serving as analyst.

SERIES
Toledo leads 71-70. UT's 22-game winning streak in the series was snapped with last year's 92-80 loss in Oxford. It also was UT's first loss in Millett Hall since 2010.



NO. 19 MIAMI

REDHAWKS

Overall Record: 29-0
MAC Record: 16-0
Head Coach: Travis Steele
School Record: 81-46/4 yrs.
Career Record: 151-96/8 yrs.
vs. Toledo: 4-5

STATISTICAL LEADERS
Points: Peter Suder/14.7
Rebounds: Eian Elmer/6.0
Assists: Luke Skaljac/4.8
Blocks: Antwone Woolfork/0.8
Steals: Antwone Woolfork/1.5
FG%: Antwone Woolfork/63.5
3FG%: Eian Elmer/43.5
FT%: Justin Kirby/83.9

SETTING THE SCENE

Toledo (16-13, 10-6 MAC) looks to continue building momentum for the 2026 Mid-American Conference Tournament when it visits No. 19 Miami (29-0, 16-0 MAC) on Tuesday, March 3 in Oxford, Ohio. The Rockets and RedHawks will tip off at 7:00 p.m. with streaming on ESPN+.

Toledo has already secured the No. 4 or No. 5 seed in next week's MAC Tournament and will be looking to extend its three-game winning streak.

Leroy Blyden Jr. (22 pts.) and Sonny Wilson (21 pts.) led the Rockets' attack in Saturday's 79-67 victory at Ohio. Blyden also grabbed a season-high nine boards and dished out three assists, while Wilson hauled down seven rebounds. Austin Parks notched his third double-double of the season as well, with 11 points and 11 boards to help UT register a 45-36 advantage on the glass.

Toledo led by as many as 20 points and never trailed en route to their 11th consecutive win over the Bobcats. The Rockets' defense set the tone early, holding Ohio to just 29.7% shooting in the first half. The Bobcats cut their deficit to two midway through the second stanza, but UT made several big plays down the stretch to register a double-digit win.

The Rockets are led by the backcourt duo of Wilson (17.3 ppg) and Blyden (15.9 ppg) along with the frontcourt tandem of Sean Craig (11.8 ppg) and Parks (11.2 ppg). Blyden leads all MAC freshmen with 15.9 ppg, while Wilson is dishing out a team-high 4.5 apg. Parks ranks in the Top Five of the MAC with a team-high 60.5 FG% and 1.5 bpg, while Craig is tied for fifth with a team-best 7.4 rpg.

Miami is just the fourth team this century to enter March with an undefeated record. The RedHawks' 30-game home winning streak is tied for second in the nation. Senior Peter Suder leads Miami with 14.7 ppg.

ROCKETS' TENTATIVE STARTING LINEUP



LEROY
BLYDEN JR.

PPG: 15.9
RPG: 3.9
APG: 4.2
SPG: 1.7
FG%: 44.4
3FG%: 39.8
FT%: 85.6



SONNY
WILSON

PPG: 17.3
RPG: 3.7
APG: 4.5
SPG: 1.3
FG%: 49.3
FG%: 39.1
FT%: 71.2



MYNOR
STRONG

PPG: 4.0
RPG: 1.5
APG: 0.7
SPG: 1.0
FG%: 38.5
3FG%: 26.8
FT%: 90.9



SEAN
CRAIG










PPG: 11.8
RPG: 7.4
APG: 1.6
SPG: 0.7
FG%: 48.6
3FG%: 34.5
FT%: 77.8



AUSTIN
PARKS

PPG: 11.2
RPG: 5.7
APG: 1.8
BPG: 1.4
FG%: 60.5
3FG%: 3/11
FT%: 72.1

TOLEDO ROCKETS — OVERALL: 16-13; MAC: 10-6; HOME: 10-4; AWAY: 5-8; NEUTRAL: 1-1

2		<p>LEROY BLYDEN JR. • FR. • G • 6-1 • 170 • DETROIT, MICH.</p> <p>MPG PPG RPG APG FG% 3FG% FT% 33.1 15.9 3.9 4.3 44.4 39.8 85.6</p> <p>2/28 @OHIO: 36 min., 22 pts., 9 reb., 3 asst., 9-17 FG, 0-5 3FG, 4-4 FT</p>	<ul style="list-style-type: none"> • Leads team w/ 1.7 spg & ranks 2nd w/ 15.9 ppg & 4.3 apg. • Season-high 36 pts. vs. WMU (12/30) & 24 vs. Ohio (1/13) & JMU (2/7). • Only freshman ranked in Top 20 scoring in MAC play (16.7/8th). • MAC's top scoring freshman with 15.9 ppg. • Scored in double digits in 19 straight gms & 27 of 29 gms. • 2025 Michigan Mr. Basketball runner-up.
3		<p>SONNY WILSON • JR. • G • 6-1 • 175 • PONTIAC, MICH.</p> <p>MPG PPG RPG APG FG% 3FG% FT% 36.0 17.3 3.7 4.5 49.3 39.1 71.2</p> <p>2/28 @OHIO: 37 min., 21 pts., 7 asst., 1 asst., 7-15 FG, 1-4 3FG, 6-6 FT</p>	<ul style="list-style-type: none"> • '23-24 All-MAC Freshman Team & '24-25 Third-Team All-MAC. • Leads team w/ 17.3 ppg & 4.5 apg & has scored in double digits in 45 of last 46 games. • 36-game double-digit scoring streak ended vs. BG (1/24). • Scored career-high 29 pts. (10-15 FG) vs. #9 MSU (12/16). • Gatorade Michigan Boys Basketball Player of Year as senior
4		<p>KYLER VANDERJAGT • SR. • G • 6-4 • 220 • GRAND RAPIDS, MICH.</p> <p>MPG PPG RPG SPG FG% 3FG% FT% 23.8 9.1 2.0 1.2 44.7 38.3 78.5</p> <p>2/28 @OHIO: 9 min., 2 pts., 1 reb., 1 stl., 1-2 FG, 0-1 3FG, 0-0 FT</p>	<ul style="list-style-type: none"> • Season-high 23 points (6-9 FG, 9-10 FT) @CMU (1/3). • Tallied 18 points @Northern Illinois (1/6). • 17 points in UT debut vs. South Alabama (11/3). • Has scored in double digits in 13 contests. • MAC's Sixth Man of the Year by HoopsHD.com after averaging 11.2 ppg & 2.3 rpg w/ 38.0 3FG% at CMU in '24-25.
5		<p>MYNOR STRONG • SO. • G • 6-3 • 175 • OMAHA, NEB.</p> <p>MPG PPG RPG APG FG% 3FG% FT% 16.0 4.0 1.5 0.7 38.5 26.8 90.9</p> <p>2/28 @OHIO: 24 min., 5 pts., 2 reb., 2 asst., 2-6 FG, 1-2 3FG, 0-0 FT</p>	<ul style="list-style-type: none"> • Season-high 14 pts. & 5 reb. vs. NIU (2/24) & possesses a 90.9 FT%. • 13 pts. vs. KSU (2/3), 10 pts @WMU (2/11) & 7 pts. vs. Miami (1/9). • Started first two games of season & in last EIGHT games. • Member of JUCORecruiting.com's Fab 50 JUCO Freshmen list. • Averaged team-high 15.8 ppg, 3.7 rpg and a team-best 2.9 apg at Dodge City CC.
7		<p>SEAN CRAIG • SR. • F • 6-7 • 220 • SYLVANIA, OHIO</p> <p>MPG PPG RPG APG FG% 3FG% FT% 31.4 11.8 7.4 1.6 48.6 34.5 77.8</p> <p>2/28 @OHIO: 35 min., 7 pts., 8 reb., 1 asst., 3-8 FG, 1-3 3FG, 0-0 FT</p>	<ul style="list-style-type: none"> • 1st on team w/ 7.4 rpg, 3rd w/ 77.8 FT% & 3rd w/ 11.8 ppg. • Six dbl-dbls this season, inc. 16 pts.-13 reb. vs. Miami (1/9). • Season-high 21 pts. as well as 9 reb. @WSU (11/11). • 12.1 ppg, team-high 7.7 rpg & 37.6 3FG% last yr. at IU-Indy. • Played two years at NCAA II UIndy (2022-24). • Two-time Toledo Blade Player of the Year at Northview HS.
11		<p>WILL JAMES JR. • FR. • G • 6-4 • 205 • HOLLY SPRINGS, N.C.</p> <p>MPG PPG RPG APG FG% 3FG% FT% 9.4 3.1 1.8 0.7 50.0 5/15 88.2</p> <p>2/28 @OHIO: 14 min., 4 pts., 2 reb., 1 asst., 2-4 FG, 0-0 3FG, 0-0 FT</p>	<ul style="list-style-type: none"> • Season-high 13 pts. to go along w/ 4 asst. vs. EMU (2/21). • Tallied 10 pts. vs. YSU (11/19) & @BGSU (2/14). • 55.3 FG% (21/38) & 66.7 3FG% (4/6) in MAC play. • 2nd-team all-state and District 5 Player of Year as senior w/ 29.5 ppg, 6.8 rpg, 5.1 apg & 1.7 spg. • Holds high school's game record w/ 51 pts. & 18 asst.
21		<p>LONDON PRAYTOR • FR. • F • 7-0 • 205 • COLORADO SPRINGS, COLO.</p> <p>MPG PPG RPG BPG FG% 3FG% FT% 4.8 2.4 1.7 0.3 41.9 4/17 6/6</p> <p>2/28 @OHIO: DNP (DID NOT PLAY-COACH'S DECISION)</p>	<ul style="list-style-type: none"> • Season-high 12 pts. & 12 reb. vs. Central St. (12/1). • Tallied seven pts. @ #9 MSU (12/16). • Honorable-mention Class 6A all-state selection as senior. • Averaged 14.9 ppg, 9.5 rpg, and 3.2 bpg as junior to earn 6A CMSL Player of the Year and first-team all-conference honors.
22		<p>TYLER ODE • SO. • G • 6-5 • 200 • SAGINAW, MICH.</p> <p>MPG PPG RPG APG FG% 3FG% FT% 3.5 0.8 0.2 0.2 4/11 2/8 0/0</p> <p>2/28 @OHIO: DNP (DID NOT PLAY-COACH'S DECISION)</p>	<ul style="list-style-type: none"> • Career-high five points vs. Central State (12/1). • AP All-State First-Team as senior and junior. • Earned spot on Detroit News and Detroit Free Press All-State Dream Team as senior. • 2nd in voting for 2024 Michigan Mr. Basketball. • Saginaw Heritage's time leading scorer w/ 1,643 pts.
23		<p>PHOENIX GLASSNOR • FR. • G • 6-0 • 175 • PORT HURON, MICH.</p> <p>MPG PPG RPG APG FG% 3FG% FT% 6.7 3.0 0.8 0.3 7/15 2/6 2/2</p> <p>2/28 @OHIO: DNP (DID NOT PLAY-COACH'S DECISION)</p>	<ul style="list-style-type: none"> • Season-high nine pts. vs. Lourdes (12/20) & seven pts. on 3-of-5 FG in Rocket debut @Oakland (12/6). • 2x 1st-team all-state at Warren De La Salle Collegiate. • 28.2 ppg, 4.0 apg, 3.5 rpg, 2.3 spg as senior with 41.0 three-point FG% and 96.0 FT%. • Wide receiver for two state champion football teams.
25		<p>AUSTIN PARKS • JR. • C • 6-10 • 250 • ST. MARYS, OHIO</p> <p>MPG PPG RPG BPG FG% 3FG% FT% 24.8 11.2 5.7 1.4 60.5 3/11 72.1</p> <p>2/28 @OHIO: 27 min., 11 pts., 11 reb., 1 stl., 4-10 FG, 1-1 3FG, 2-4 FT</p>	<ul style="list-style-type: none"> • 3 dbl-dbls, inc. 15 pts.-11 reb. @CMU (1/3) & 11 pts.-11 reb. @Ohio (2/28). • MAC-season high 17 pts. vs. Kent St. (2/3) & @WMU (2/11). • Scored in double figures in career-high 7 straight gms - 1/3-24. • Played in 24 games over last two seasons at Ohio State. • Ranked as ESPN 4-star prospect & Top-10 center nationally. • 13 school records at St. Marys HS, including 1,528 career pts.
32		<p>JAYLAN OUWINGA • SO. • F • 6-9 • 215 • GRAND RAPIDS, MICH.</p> <p>MPG PPG RPG BPG FG% 3FG% FT% 18.9 6.1 3.4 0.9 49.7 30.3 57.1</p> <p>2/28 @OHIO: 18 min., 7 pts., 3 reb., 1 blk., 3-5 FG, 1-1 3FG, 0-0 FT</p>	<ul style="list-style-type: none"> • Tied career high w/ 14 pts. & added 7 reb. @Oakland (12/6). • 13 pts. @Akron (1/27) & 10 pts. vs. BSU (1/31) & KSU (2/3) • 11 pts. @WMU (2/11) & has scored in 10+ pts. in 4 of last 9 gms. • 8 pts. & 4 reb. & tied career high w/ 4 blocks vs. Troy (11/24). • Named to Basketball Coaches of Michigan's all-state team and to Associated Press Division II all-state team as senior.

TALE OF THE TAPE

TOLEDO QUICK FACTS

COMPARING TOLEDO & MIAMI		
CATEGORY	TOLEDO	MIAMI
Scoring Offense	81.2	90.9
Scoring Defense	76.9	73.9
Scoring Margin	+4.3	+17.0
Field Goal Pct.	48.2	52.7
FG% Defense	46.6	42.9
3PTFG% Pct.	35.7	39.2
3PTFG% Defense	34.3	32.4
3PTFGs Made/Game	7.0	10.3
3PTFGs Allowed/Game	8.3	7.6
Free Throw Pct.	76.8	75.3
Free Throws Made/Game	14.9	17.7
Free Throws Att./Game	19.3	23.6
Rebounds/Game	34.3	35.7
Rebound Margin	-0.9	+2.4
Assists/Game	15.8	16.3
Turnovers/Game	10.2	10.4
Turnover Margin	+2.4	+2.8
Assist/Turnover Ratio	1.5	1.6
Steals/Game	7.5	7.6
Blocked Shots/Game	3.1	3.4

PROBABLE STARTERS

Toledo Probable Starters (16-13, 10-6 MAC)

Pos.	No.	Name	Ppg.	Rpg.	Apg.
F	7	Sean Craig (Sr., 6-7, 220)	11.8	7.4	1.6
C	25	Austin Parks (Jr., 6-10, 250)	11.2	5.7	1.8
G	2	Leroy Blyden Jr. (Fr., 6-1, 170)	15.9	3.9	4.2
G	3	Sonny Wilson (Jr., 6-1, 175)	17.3	3.7	4.5
G	5	Mynor Strong (So., 6-3, 175)	4.0	1.5	0.7

Off the Bench

G	4	Kyler Vanderjagt (Sr., 6-4, 220)	9.1	2.0	1.2
F	32	Jaylan Ouwinga (So., 6-9, 215)	6.1	3.4	0.6
G	11	Will James Jr. (Fr., 6-4, 205)	3.1	1.8	0.7
G	23	Phoenix Glassnor (Fr., 6-0, 175)	3.0	0.8	0.3
F	21	London Praytor (Fr., 7-0, 205)	2.4	1.7	0.3

Miami Probable Starters (29-0, 16-0 MAC)

Pos.	No.	Name	Ppg.	Rpg.	Apg.
F	0	Eian Elmer (Jr., 6-6, 215)	12.0	6.0	1.2
F	13	Antwone Woolfork (Sr., 6-9, 245)	10.0	5.4	1.6
F	22	Brant Byers (So.-R, 6-8, 200)	14.1	4.0	0.6
G	3	Luke Skaljac (So., 6-2, 190)	10.4	3.3	4.8
G	5	Peter Suder (Sr., 6-5, 215)	14.7	4.8	3.9

MEDIA INFORMATION

www.utroockets.com

For the most complete information on University of Toledo athletics, log on to the official athletic website, www.utroockets.com. The website, which is part of the Sidearm network of college athletics websites, is updated daily and features rosters, statistics, photos, interviews, features and allows fans to purchase basketball tickets online.

Media Interview Policy

- The Toledo locker room is closed to all members of the media.
- Practices are open to the media but please contact Associate Athletic Communications Director Steve Easton (419-530-4921) ahead of time if you plan to attend a practice and wish to interview Coach Kowalczyk or a player.
- The Rockets' typical practice time will be from 9:00-11:30 a.m. during the week. Coach Kowalczyk and Rocket players will be available for interviews after practice every day. Please let Steve Easton know ahead of time that you will be coming.

UNIVERSITY INFORMATION

Location	Toledo, Ohio 43606
Population	276,491 (city); 608,145 (metropolitan)
Founded	1872
Enrollment	14,290
National Affiliation	NCAA Division I
Conference	Mid-American
Nickname	Rockets
Colors	Midnight Blue and Gold
Mascot	Rocky the Rocket
Arena	John F. Savage Arena (7,014)
President	James Holloway
Vice-President/Athletic Director	Bryan B. Blair
Faculty Representative	Kimberly Nigem
Athletic Department Phone	419-530-4184
Ticket Office Phone	419-530-GOLD

BASKETBALL INFORMATION

Head Coach	Tod Kowalczyk (Minnesota-Duluth '89)
Toledo Record/Years	312-209/16
Overall Record/Years	448-321/24
Associate Head Coach	Jeff Massey (12th year, Xavier '95)
Associate Head Coach	Justin Ingram (9th year, Toledo '07)
Assistant Coach	Jordan Lauf (9th year, Toledo '17)
Assistant Coach	Brandon Pritzl (3rd year, Hillsdale '14)
Dir. of Player Development	Brett Rau (3rd year, Missouri '18)
Athletic Trainer	Brian Jones (29th year, Ball State '95)
Letterwinners Returning/Lost	3/7
Starters Returning/Lost	1/4
Newcomers	10
2024-25 Overall Record	18-15
2024-25 MAC Record	10-8 (1st)
2025 MAC Tournament	def. Ohio (Quarterfinals), 90-85 (OT) lost to Akron (Semifinals), 100-90

BASKETBALL HISTORY

First year	1915-16
Record (Years)	1,599-1,159 (109)
MAC Record (Years)	671-460 (74)
MAC Regular-Season Titles	12 (1953-54, 1966-67, 1971-72, 1978-79 1979-80, 1980-81, 2006-07, 2013-14, 2020-21, 2021-22, 2022-23, 2023-24)
MAC West Division Titles	8 (1998-99, 1999-00, 2004-05, 2006-07, 2012-13, 2013-14, 2017-18, 2018-19)
MAC Tournament Championships	1 (1980)
NCAA Tournament Appearances	4 (1954, 1967, 1979, 1980)
NCAA Tournament Record	1-4
NIT Appearances	12 (1942, 1943, 1981, 1999, 2001, 2004, 2007, 2014, 2019, 2021, 2022, 2023)
NIT Record	3-12

SOCIAL MEDIA

X/Twitter	@Toledo_MBB, @Coach_Kowalczyk, @UTSteveEaston
Facebook	utroockets
Youtube	utroockets
Instagram	utroockets
Snapchat	utoledorockets

2025-26

MAC STANDINGS

SCHOOL	MAC	OVERALL
x-Miami	16-0	29-0
x- Akron	15-1	24-5
x- Kent State	12-4	21-8
x-TOLEDO	10-6	16-13
x- Ohio	9-7	15-14
x-Bowling Green	8-9	17-13
Buffalo	6-10	16-13
Central Michigan	6-10	10-19
UMass	6-11	15-15
Ball State	5-11	10-19
Northern Illinois	4-12	9-19
Eastern Michigan	4-12	10-19
Western Michigan	4-12	10-19
x-clinched MAC Tournament berth		

LATEST RESULTS

Friday, Feb. 20

Akron 78, @Ball State 65

@Miami 91, Bowling Green 77

Saturday, Feb. 21

@Toledo 94, Eastern Michigan 75

Ohio 74, @Northern Illinois 66

@Central Michigan 83, Western Michigan 70

Buffalo 86, @UMass 82 (OT)

Tuesday, Feb. 24

@Toledo 79, Northern Illinois 69

Miami 74, @Eastern Michigan 64

@Akron 99, Buffalo 85

@Kent State 83, Central Michigan 81

Western Michigan 88, @Bowling Green 79

@Ball State 74, UMass 73 (OT)

Friday, Feb. 27

Miami 69, @Western Michigan 77

Akron 92, @Kent State 70

Saturday, Feb. 28

Toledo 79, @Ohio 67

@Bowling Green 81, UMass 62

Central Michigan 75, @Buffalo 70

Ball State 79, @Northern Illinois 43

UPCOMING SCHEDULE

Tuesday, Mar. 3

Toledo at Miami, 7:00 p.m.

Eastern Michigan at Buffalo, 6:30 p.m.

Akron at Central Michigan, 7:00 p.m.

Ball State at Western Michigan, 7:00 p.m.

Ohio at UMass, 7:00 p.m.

Kent State at Northern Illinois, 8:00 p.m.

Friday, Mar. 6

Buffalo at Toledo, 7:00 p.m.

Northern Illinois at Akron, 7:00 p.m.

Bowling Green at Eastern Michigan, 6:30 p.m.

Central Michigan at Ball State, 7:00 p.m.

Western Michigan at Kent State, 7:00 p.m.

Miami at Ohio, 9:00 p.m.

END OF REGULAR SEASON

POST TOUCHES

- Toledo ranks **FIRST** in the MAC with a 1.50 assist/turnover ratio in league play, **SECOND** with a 75.9 FT%, a 37.9 three-point FG% and 9.8 turnovers per game, and **THIRD** with a 48.5 FG%, 80.5 ppg, +4.2 scoring margin, and plus-1.9 turnover margin.
- Toledo has held its opponents to 71.6 ppg, a 42.1 FG% and a 31.9 3PTFG% since **Mynor Strong** was inserted into the starting lineup on Jan. 31. UT was allowing 78.3 ppg, a 48.1 FG% and a 35.1 3PTFG% prior to that lineup change.
- The Rockets have committed less than 10 turnovers in six straight games and are averaging 7.2 miscues in this stretch.
- Toledo has shot 12-of-14 from the line in each of its last two games, with **Sonny Wilson** making all nine of his attempts from the charity stripe in these contests.
- The Rockets have out-rebounded each of their last four opponents, including a 45-36 edge at Ohio.
- Sonny Wilson** has scored in double digits in 45 of 46 games. The only game he didn't score in double figures was vs. Bowling Green (Jan. 24). Since that game, Wilson has averaged 18.4 ppg and 4.3 apg with a 50.8 FG%, 41.4 3PTFG%, and 77.8 FT%.
- Wilson and **Leroy Blyden Jr.** are leading the Rockets offensively in conference play and are **SIXTH** and **EIGHTH** in the MAC with 17.3 ppg and 16.7 ppg, respectively.
- Blyden is the only freshman ranked in the Top 20 in MAC scoring in league play.
- Blyden's 36 points vs. Western Michigan (Dec. 30) are the most by a UT freshman in 25 years.
- Sean Craig** has a team-high six double-doubles, including 16 points and 13 rebounds vs. Miami followed by 15 points and 10 boards vs. Ohio.
- Austin Parks** blocked a career-high five shots vs. BGSU (Jan. 24) and Ball State (Jan. 31) in addition to scoring a MAC-season high 17 points vs. Kent State (Feb. 3) and at WMU (Feb. 11). He registered his third double-double with 11 pts. & 11 reb. at Ohio (Feb. 28.).
- Parks' 29 blocks in MAC play rank second and are tied for fifth most in program history.
- Jaylan Ouwinga** scored a MAC career-high 13 points at Akron (Jan. 27) and is averaging 7.8 ppg with a 58.5 FG% (31-of-53) in his last nine contests.
- Mynor Strong** has started the last eight games, his first starting nod since UT's first two games of the season. He is averaging 7.8 ppg with a 42.1 3FG% (8-of-19) since re-joining the starting lineup.

DETAILING TONIGHT'S MATCHUP

- Toledo leads its all-time series vs. Miami by a 71-70 margin.
- The Rockets' MAC-record 22-game winning streak vs. the RedHawks was snapped with last year's 92-80 defeat in Oxford.
- Head Coach **Tod Kowalczyk** possesses a 22-3 record vs. Miami in his coaching career.

ROCKETS IN THE NCAA & MAC RANKINGS (thru games played March 1)

- Toledo ranks second in the MAC with its 76.8 FT%. The Rockets are also 26th nationally with a MAC-low 15.1 personal fouls per game and 37th with their 48.2 FG%.
- UT is third in the MAC with a 1.54 A/TO ratio and a 48.2 FG% and fourth with a 35.7 3PTFG%.
- Sonny Wilson** ranks second with a 2.8 A/TO ratio and seventh with 17.3 ppg and 4.5 apg.
- Sean Craig** ranks second in the MAC with 2.8 offensive rpg and tied for fifth with 7.4 rpg.
- Leroy Blyden Jr.** is third in the MAC with an 85.6 FT%, fourth with 1.7 spg, eighth with 4.2 apg, and 10th with 15.9 ppg.
- Austin Parks** ranks fifth with a 60.5 FG% and tied for fifth with 1.5 bpg.

A LOOK AT THE ROCKETS

- Toledo has won 12 Mid-American Conference titles in program history and became the second MAC program ever to capture four straight outright MAC titles from the 2020-21 - 2023-24 seasons. (Cincinnati did it previously from the 1947-48 - 1950-51 seasons.).
- The Rockets have registered **SIX** 20-win seasons in the last **EIGHT** years as well as **EIGHT** 20-win campaigns in the last 12 seasons.
- The Rockets tied a school record with 27 victories in the 2022-23 campaign, matching the total by the 2013-14 squad.
- Ten Rockets are wearing a Midnight Blue and Gold uniform for the first time this season. Transfers **Sean Craig** (Sr., F), **Austin Parks** (Jr., C), **Chris Riddle** (So., G), **Mynor Strong** (So., G) and **Kyler Vanderjagt** (Sr., G) have been joined by five incoming freshmen — **G Leroy Blyden Jr.**, **G Phoenix Glassnor**, **G Will James Jr.**, **F Toby Nwokolo**, and **F London Praytor**.
- Chris Riddle** is out for the season due to a foot injury. Riddle injured his foot in the summer and played three games in November. He scored a season-high nine points in his first contest vs. Youngstown State (Nov. 19).

CHARITY STRIPE LEADERS

Year	Free-Throw %	MAC Rank
2011-12	72.6	2nd
2012-13	76.1	1st
2013-14	72.5	2nd
2014-15	74.2	1st
2015-16	74.7	2nd
2016-17	69.5	6th
2017-18	73.7	2nd
2018-19	77.2	1st
2019-20	74.6	3rd
2020-21	78.0	1st
2021-22	75.4	2nd
2022-23	77.0	2nd
2023-24	75.4	2nd
2024-25	75.0	3rd
2025-26	76.8	2nd

Note: Toledo ranked eighth nationally in 2012-13, 12th in 2018-19, and 18th in 2020-21.

FREE-THROW FOCUS

Toledo has ranked in the Top 3 of the MAC in free-throw shooting and posted a 72.5 FT% or higher in 13 of the last 14 seasons. **The Rockets have done even better dating back to the 2018-19 season, shooting 74.0 or better each year including this season's 76.8 mark that currently ranks second.**

Leroy Blyden Jr. leads Toledo with an 85.6 FT% and is followed by **Kyler Vanderjagt (78.5%), Sean Craig (77.8%), Austin Parks (72.1%),** and **Sonny Wilson (71.2).** **Mynor Strong** is also shooting 90.9% (20-of-22) and **Will James Jr.** is at 88.2% (15-of-17).

Toledo set a school record with a perfect 28-of-28 effort at Central Michigan on Feb. 28, 2023, six away from the NCAA record. Over a three-game span, the Rockets made a school-record 42 consecutive free throws

which was 12 shy of the NCAA record.

The lone exception that the Rockets didn't shoot 72.5% or higher and rank in the Top Three was Toledo's 69.5 mark in 2016-17 that placed it sixth in the conference.

MID-AMERICAN CONFERENCE TITLE TALK

- Head Coach **Tod Kowalczyk** is just one of **FIVE ACTIVE** head coaches who have won **FOUR** straight outright conference titles. He joins Mark Few (Gonzaga), Bill Self (Kansas),

John Calipari (Memphis, UMass) and John Becker (Vermont).

- Kowalczyk's five MAC titles match former UT coach Bob Nichols for most in program history. His **312 career victories** rank second in program history (**and fifth in MAC history**) behind Nichols' conference-best 376 wins.

- Toledo became just the **SECOND** program in MAC history to capture **FOUR** straight MAC titles, matching Cincinnati with four from the 1947-48 - 1950-51 seasons. The only other schools to win at least a share of three straight MAC titles were the 1979-81 Toledo squads and Kent State (2002-04).

- Toledo has won 12 MAC regular-season titles, which ranks second in conference history behind Miami's 21 crowns.

- **The Rockets are 82-27 (.752) in conference play since the start of the 2020-21 season. Toledo's 82 conference victories are tied for SEVENTH in the nation during that time frame.**

- Toledo set a school record during its 2022-23 title season with 17 straight victories and tied its program record with 27 victories, matching the

2013-14 unit's record total. **The Rockets also won 26 games in the 2021-22 season.**

- Toledo had a different leading scorer on each title team - **Marreon Jackson** (18.1 ppg), **Ryan Rollins** (18.9 ppg), **RayJ Dennis** (19.5 ppg) and **Dante Maddox Jr.** (15.6 ppg).

TOP INDIVIDUAL GAME PERFORMANCES IN 2025-26

Points

L. Blyden Jr. vs. Western Mich. (12/30/25) ..	36
S. Wilson @Michigan State (12/16/25).....	29
A. Parks vs. Central State (12/1/25).....	27
S. Wilson vs. Ohio (1/13/26).....	25
L. Blyden Jr. @James Madison (2/7/26)	24
L. Blyden Jr. vs. Ohio (1/13/26)	24

Rebounds

S. Craig vs. Miami (1/9/26)	13
S. Craig vs. Western Mich. (12/30/25).....	13
L. Praytor vs. Central State (12/1/25).....	12
S. Craig vs. YSU (11/19/25)	12
A. Parks @Ohio (2/28/26).....	12
A. Parks @Central Mich. (1/3/26)	11
S. Craig vs. Lourdes (12/20/25).....	11
S. Craig vs. Troy (11/24/25)	11

Assists

L. Blyden Jr. vs. S. Alabama (11/3/25).....	9
L. Blyden Jr. vs. E. Michigan (2/21/26).....	8
S. Wilson @Akron (1/27/26).....	8
S. Wilson vs. Lourdes (12/20/25).....	8

Steals

S. Wilson @Northern Illinois (1/6/26)	5
L. Blyden Jr. @Northern Illinois (1/6/26).....	4
S. Wilson @Michigan State (12/16/25).....	4
L. Blyden Jr. vs. YSU (11/19/25).....	4
L. Blyden Jr. @Wright State (11/11/25)	4

Blocked Shots

A. Parks vs. Ball State (1/31/26)	5
A. Parks vs. Bowling Green (1/24/26).....	5
A. Parks vs. Northern Illinois (2/24/26)	4
A. Parks vs. Central State (12/1/25).....	4
J. Ouwinga vs. Troy (11/24/25)	4

ROCKETS IN DOUBLE DIGITS

Double-Digit Points	25-26	Tot.
Sonny Wilson	28	71
Sean Craig	20	40
Kyler VanderJagt	13	30
Leroy Blyden Jr.	27	27
Austin Parks	19	19
Jaylan Ouwinga	6	8
Will James Jr.	4	4
Mynor Strong	3	3
London Praytor	1	1

Double-Digit Rebounds	25-26	Tot.
Sean Craig	7	15
Austin Parks	3	3
Sonny Wilson	0	2
London Praytor	2	2

CAREER GAMES/STARTS

	Games	Starts
Sean Craig	122	60
Kyler Vanderjagt	107	28
Sonny Wilson	94	93
Jaylan Ouwinga	61	14
Austin Parks	53	29
Leroy Blyden Jr.	29	27
Will James Jr.	29	0
Mynor Strong	28	10
Tyler Ode	25	0
Chris Riddle	22	0
London Praytor	15	0
Phoenix Glassnor	6	0
Toby Nwokolo	5	0

MAC COACHES' ALL-TIME WIN LIST		
NAME	W-L	
1. Bob Nichols, Toledo	376-212	
2. Charlie Coles, CMU/Miami	358-310	
3. James Snyder, Ohio	354-245	
4. Keith Dambrot, CMU/Akron	325-173	
5. Tod Kowalczyk, Toledo	312-209	
6. Rob Senderoff, KSU	309-184	
7. Steve Hawkins, WMU	291-262	
8. John Groce, Ohio/Akron	277-149	
9. Darrell Hedric, Miami	216-157	
10. Larry Hunter, Ohio	204-148	

MOST CONFERENCE WINS (2020-21-PRES.)		
TEAM	WINS	
1. Houston	92	
2. Belmont	88	
3. Arizona	86	
Gonzaga	86	
5. Purdue	84	
6. Morehead State	83	
7. TOLEDO	82	
Drake	82	
9. Colgate	81	
Illinois	81	

NOTE: Through games played March 1.

TOLEDO'S 2025-26 RECORD WHEN...

At home:	10-4
On road:	5-8
Neutral:	1-1
In overtime:	0-0
Following a Toledo win:	8-7
Following a Toledo loss:	8-5
Leading at the half:	12-6
Trailing at the half:	4-6
Tied at halftime:	0-1
Leading w/ 5:00 remaining	15-3
Trailing w/ 5:00 remaining	1-10
Tied w/ 5:00 remaining	0-0
Shoot 45% or above from field:	13-7
Shoot less than 45% from field:	3-6
Opponent shoots 45% or above:	8-10
Opponent shoots less than 45%:	8-3
UT outshoots opponent:	13-5
Opponent outshoots UT:	3-8
Both teams shoot same from floor:	0-0
Shoot 70% or above from line:	12-10
Opponent shoots 70% or above from line:	7-7
UT outrebounds opponent:	12-2
Opponent outrebounds UT:	4-11
Rebounds are equal:	0-0
UT has more turnovers:	1-6
Opponent has more turnovers:	15-7
Turnovers are equal:	0-0
UT hits 8 or more 3PT FGs:	3-7
Opponent hits 8 or more 3PT FGs:	7-9
One UT player w/10+ points	0-0
Two UT players w/10+ points	0-1
Three UT players w/10+ points	2-5
Four UT players w/10+ points	5-4
Five-plus UT players w/10+ points	9-3
Game decided by 1-5 points:	3-7
Game decided by 6-10 points:	4-2
Game decided by 11-15 points:	3-3
Game decided by 16+ points:	6-1
UT scores less than 60 points:	0-0
UT scores 60-69 points:	0-0
UT scores 70-79 points:	7-9
UT scores 80+ points:	9-4
UT allows less than 60 points:	2-0
UT allows 60-69 points:	5-0
UT allows 70-79 points:	7-4
UT allows 80+ points:	2-9
UT plays in November:	4-3
UT plays in December:	3-3
UT plays in January:	5-4
UT plays in February:	4-3
UT plays in March:	0-0
UT plays on Monday	2-1
UT plays on Tuesday:	5-4
UT plays on Wednesday:	2-1
UT plays on Thursday:	0-0
UT plays on Friday:	0-2
UT plays on Saturday:	7-5
UT plays on Sunday:	0-0

HOME SWEET HOME

Toledo is 69-15 (.821) over the last five seasons in Savage Arena. The Rockets' four home defeats in each of the past two seasons are their most since experiencing six setbacks in the 2019-20 campaign.

During a three-year span from 2020-21 – 2022-23, the Rockets were 38-4 in Savage Arena. Toledo was 13-1 in 2022-23, 13-2 in 2021-22 and 12-1 in 2020-21.

The Rockets' unbeaten home mark (15-0) under Coach Kowalczyk in 2013-14 was their first since 1966-67 and just the fourth time in school history UT accomplished the feat.

ROAD WARRIORS

The Rockets are 5-8 in road games this season and have posted a 45-35 (.563) win-loss mark in road games since the start of the 2020-21 campaign. Toledo possesses a 68-56 (.548) win-loss mark on enemy courts since the start of the 2017-18 season.

TRIPLE-DOUBLE HISTORY UNDER COACH KOWALCZYK

Toledo's program went 100 years without having a triple-double and now has five in the last nine seasons under Coach Kowalczyk. **Marreon Jackson** tallied two of those in the 2020-21 campaign with 18 pts., 11 asst. and 10 reb. vs. Miami and 22 pts., 13 reb. and 10 asst. vs. Ball State.

Nathan Boothe registered the first triple-double with 12 pts., 13 reb. and 10 asst. vs. San Jose State at the Great Alaska Shootout in 2015. He was followed by 2018 MAC Player of the Year **Tre'Shaun Fletcher** with 20 pts., 11 reb., and 11 asst. at NIU in 2018 and **Luke Knapke** with 12 pts, 12 reb. and a school-record 10 blocks at Cleveland State.

ROCKETS PICKED TO FINISH SIXTH IN MAC

Toledo was predicted to finish sixth in the MAC in the 2025-26 season, according to voting from the league's 13 head coaches. In addition, **Sonny Wilson** was named to the Preseason All-MAC Second Team squad.

Akron was predicted to win the league by the head coaches, receiving 11 of 13 first-place votes and 143 points. Miami was picked to finish second with 133 points and the two first-place votes, while Kent State was tabbed for third place with 122 points. The Rockets received 95 points, behind Ohio (108) and UMass (98).

The Zips were one of five programs to receive a vote to capture the MAC Tournament title at Rocket Mortgage FieldHouse in Cleveland on March 12-14. Akron received a league-best eight votes to win the tournament.

2025-26 SPECIALTY STATS

Double-Figure Scoring Games: 121 - Sonny Wilson (28), Leroy Blyden Jr. (27), Sean Craig (20), Austin Parks (19), Kyler Vanderjagt (13), Jaylan Ouwinga (6), Will James Jr. (4), Mynor Strong (3), London Praytor (1).

20-Point Scoring Games: 21 - Leroy Blyden Jr. (9), Sonny Wilson (9), Sean Craig (1), Kyler Vanderjagt (1), Austin Parks (1).

30-Point Scoring Games: 1 - Leroy Blyden Jr. (1)

Double-Figure Rebounding Games: 12 - Sean Craig (7), Austin Parks (3), London Praytor (2).

Double-Figure Assist Games 0.

Triple-Doubles: 0.

Double-Doubles: 10 - Sean Craig (6), Austin Parks (3), London Praytor (1).

***Games Leading UT in Scoring:** Sonny Wilson (12), Leroy Blyden Jr. (12), Sean Craig (3), Kyler Vanderjagt (3), Austin Parks (2).

***Games Leading UT in Rebounding:** Sean Craig (18), Austin Parks (11), Leroy Blyden Jr. (5), Jaylan Ouwinga

(1), Sonny Wilson (1).

***Games Leading UT in Assists:** Leroy Blyden Jr. (17), Sonny Wilson (16), Will James Jr. (1), Austin Parks (1), Kyler Vanderjagt (1).

***Games Leading UT in Steals:** Leroy Blyden Jr. (12), Kyler Vanderjagt (8), Sonny Wilson (8), Mynor Strong (6), Sean Craig (5), Jaylan Ouwinga (3), Austin Parks (3), Will James Jr. (2), Tyler Ode (1).

***Games Leading UT in Blocks:** Austin Parks (17), Jaylan Ouwinga (10), Leroy Blyden Jr. (3), Sean Craig (2), Will James Jr. (2), Mynor Strong (2), London Praytor (1), Sonny Wilson (1).

***Fouls Drawn: (462):** Austin Parks (106), Sonny Wilson (93), Leroy Blyden Jr. (80), Sean Craig (71), Kyler Vanderjagt (59), Jaylan Ouwinga (24), Mynor Strong (20), Will James Jr. (16), London Praytor (6), Phoenix Glassnor (3), Chris Riddle (1).

***Dunks (49):** Austin Parks (23), Jaylan Ouwinga (15), Leroy Blyden Jr. (4), Mynor Strong (3), Will James Jr. (2), Tyler Ode (1), London Praytor (1).

ROCKETS IN THE NBA

Two former Rockets — **Ryan Rollins** and **RayJ Dennis** — have played in the NBA this season, marking the first time since 1973 that UT has had two players play in an NBA game in a single season.

Rollins is averaging 17.0 ppg, 5.4 apg, 4.6 rpg and 1.5 spg for Milwaukee. He is 29th in the NBA in assists and ranks 55th in scoring.

Dennis averaged 4.9 ppg and 2.0 rpg in 13 games for Indiana and has played one game each for the Los Angeles Clippers and Atlanta Hawks. He is currently playing for the College Park Skyhawks in the NBA's G League after signing a two-way contract with Atlanta. Dennis scored 46 points and dished out 15 assists vs. Birmingham on Jan. 16.

NATIONAL EXPOSURE

Toledo has appeared on national television on 37 occasions over the last five years. Last season, the Rockets played four games on the CBS Sports Network, once on ESPN2 and once on the Big Ten Network.

The Rockets are currently slated to play in three national TV contests this season with more possible matchups being added in February and March as part of the MAC's Wildcard selections. Toledo's games vs. Miami (Jan. 9) and at Kent State (Jan. 16) will be on the CBS Sports Network. Toledo's game at Michigan State on Dec. 16 was played on Peacock.

ROCKETS SIT ATOP MAC IN GRADUATION SUCCESS RATE

Toledo received a Graduation Success Rate (GSR) of 100 percent in the latest figures released by the NCAA. The Rockets were the only MAC school to be at 100 percent and were followed by Bowling Green (93), Buffalo (90), Miami (90), Western Michigan (89), Kent State (87), Ball State (86), Ohio (83), Eastern Michigan (82), Akron (77), Central Michigan (77), and Northern Illinois (71).

GSR is a gauge of every team's graduation rate within a six-year period of a student-athlete's enrollment. The latest GSR figures examined the student-athlete cohort that originally enrolled in 2013 and would need to have graduated by August of 2019 to count as a graduate. The GSR formula, intended to be a more complete and accurate look at student-athlete success, removes from the rate student-athletes who leave school while academically eligible and includes student-athletes who transfer to a school after initially enrolling elsewhere. The GSR also allows for a deeper understanding of graduation success in individual sports than the federal metric, which has broader groupings.

VENTURE COURTSIDE CLUB DEBUTING THIS SEASON

The Venture Courtside Club debuted in November and offers fans an unmatched blend of proximity, luxury, and access. Located adjacent to the brand-new team tunnel entrance, this exclusive space will allow members to witness the team's pregame energy up close — including direct interaction with players and coaches as they take the court.

The Venture Courtside Club is designed for those who want more than just a great view — they want to be immersed in the moment. Courtside seat holders will now enjoy:

- All-inclusive food, beer, wine, and seltzer; Unparalleled access to the team tunnel and entrance experience.
- A vibrant, high-energy atmosphere steps from the court.
- A curated social space for leaders, innovators, and Rocket loyalists.

As part of this partnership, Venture Visionary Partners will support financial literacy initiatives for Rocket men's basketball student-athletes, helping them gain the tools they need to build strong financial futures.

ON THE HORIZON

Toledo will close out its regular season vs. Buffalo (16-13, 6-10 MAC) in Savage Arena on Friday, March 6 at 7:00 p.m.

Rockets' Record By Margin of Victory/Defeat in 2025-26												
1	2	3	4	5	6	7	8	9	10	11-15	16-20	21+
1-1	0-3	1-2		1-1		2-0			2-2	3-3	4-0	2-1

TOLEDO IN 2025-26 MAC OVERALL STATS

OFFENSIVE CATEGORIES

Scoring Offense	81.2 ppg/5th
Scoring Margin	+4.3 ppg/5th
Field-Goal Percentage	48.2%/3rd
Free-Throw Percentage	76.8%/2nd
3PT Field-Goal Percentage	35.7%/4th
Three-Point Field Goals Made	7.00/10th
Offensive Rebounds	10.7 rpg/6th
Defensive Rebounds	23.6 rpg/9th
Rebounding Margin	-0.9 rpg/9th
Assists	15.8 apg/5th
Assist/Turnover Ratio	1.54/3rd
Turnover Margin	+2.45/4th

DEFENSIVE CATEGORIES

Scoring Defense	76.9 ppg/11th
Field-Goal% Defense	46.6%/11th
3PT Field-Goal% Defense	34.3%/8th
Blocked Shots	3.1 bpg/7th
Steals	7.5 spg/6th

INDIVIDUAL CATEGORIES (OVERALL GAMES)

Points	S. Wilson-17.3 ppg/7th
	L. Blyden Jr.-15.9 ppg/10th
Rebounds	S. Craig-7.5 rpg/T-5th
	A. Parks-5.7 rpg/T-13th
Assists	S. Wilson-4.5 apg/7th
	L. Blyden Jr.-4.2 apg/8th
Steals	L. Blyden Jr.-1.7 spg/4th
Blocked Shots	A. Parks-1.4 bpg/T-5th
	J. Ouwinga-0.9 bpg/T-10th
Offensive Rebounds	S. Craig-2.8 rpg/2nd
	A. Parks-2.1 rpg/9th
Defensive Rebounds	S. Craig-4.6 rpg/10th
Assist/Turnover Ratio	S. Wilson-2.83/2nd
	L. Blyden Jr.-2.24/7th
Field-Goal Percentage	A. Parks-60.5%/5th
Free-Throw Percentage	L. Blyden Jr.-85.6%/3rd
	S. Craig-77.8%/15th
3PTFG Percentage	L. Blyden Jr.-39.8%/12th
3PTG Made/Game	L. Blyden Jr.-2.2/10th
Minutes	S. Wilson-36.0 mpg/3rd
	L. Blyden Jr.-33.1 mpg/8th

NOTE: Through games played on March 2.

2025-26 MAC PRESEASON COACHES POLL

1. Akron (11)	143
2. Miami (2)	133
3. Kent State	122
4. Ohio	108
5. UMass	98
6. Toledo	95
7. Bowling Green	73
8. Ball State	62
9. Eastern Michigan	53
10. Western Michigan	46
11. Buffalo	37
12. Central Michigan	31
13. Northern Illinois	14

MACTOURNAMENT WINNER: Akron (8), Miami (2), Kent State (1), Ohio (1), UMass (1).

2025-26 Toledo Men's Basketball Roster

No.	Name	Yr.	Pos.	Ht.	Wt.	Hometown - High School/Transfer
0	Toby Nwokolo	Fr.	F	6-6	200	Columbus, Ohio - Reynoldsburg
2	Leroy Blyden Jr.	Fr.	G	6-1	170	Detroit, Mich. – Detroit Jesuit
3	Sonny Wilson**	Jr.	G	6-1	175	Pontiac, Mich. - Detroit Jesuit
4	Kyler Vanderjagt	Sr.	G	6-4	220	Grand Rapids, Mich. – Northview/Central Michigan
5	Mynor Strong	So.	G	6-3	175	Omaha, Neb. – Omaha North/Dodge City (Kan.) C.C.
7	Sean Craig	Sr.	F	6-7	220	Sylvania, Ohio – Northview/IUPUI-Indy
10	Chris Riddle	So.	F	6-5	210	Chicago, Ill. – Kenwood Academy/DePaul
11	Will James Jr.	Fr.	G	6-4	205	Holly Springs, N.C. – Holly Springs
21	London Praytor	Fr.	F	7-0	205	Colorado Springs, Colo. - Liberty
22	Tyler Ode*	So.	G	6-5	200	Saginaw, Mich. – Saginaw Heritage
23	Phoenix Glassnor	Fr.	G	6-0	175	Port Huron, Mich. – Warren De La Salle
25	Austin Parks	Jr.	C	6-10	250	St. Marys, Ohio – St. Marys Memorial/Ohio State
32	Jaylan Ouwinga*	So.	F	6-9	215	Grand Rapids, Mich. – Grand Rapids Christian

* - Letters earned

PRONUNCIATION GUIDE: Tod Kowalczyk (Kuh-WALL-check), Jordan Lauf (sounds like off), Toby (TOE-bee WOKE-uh-LO) Tyler Ode (OH-dee), Jaylan Ouwinga (Oh-WING-uh)

HEAD COACH: Tod Kowalczyk (16th season, Minnesota-Duluth '89)

ASSOCIATE HEAD COACH: Jeff Massey (12th season, Xavier '95)

ASSOCIATE HEAD COACH: Justin Ingram (9th season, Toledo '07)

ASSISTANT COACH: Jordan Lauf (9th season, Toledo '17)

ASSISTANT COACH: Brandon Pritzl (3rd season, Hillsdale '14)

DIRECTOR OF PLAYER DEVELOPMENT: Brett Rau (3rd season, Missouri '18)

SENIOR ASSOCIATE ATHLETIC DIRECTOR FOR SPORTS MEDICINE: Brian Jones (29th season, Ball State '95)

TEAM PHYSICIANS: Dr. Nael Bahhur, Dr. Roger Kruse

STRENGTH & CONDITIONING COACHES: Steve Murray, Brandon Hannum



FRONT ROW (l-r): Chris Riddle, Tyler Ode, Phoenix Glassnor, Sonny Wilson, Leroy Blyden Jr., Mynor Strong, Will James Jr.

BACK ROW (l-r): Asst. Coach Jordan Lauf, Associate Head Coach Justin Ingram, Head Coach Tod Kowalczyk, Toby Nwokolo, Sean Craig, Austin Parks, London Praytor, Jaylan Ouwinga, Kyler Vanderjagt, Director of Player Development Brett Rau, Assoc. AD for Sports Medicine Brian Jones, Asst. Coach Brandon Pritzl, Assoc. Head Coach Jeff Massey.

HEAD COACH TOD KOWALCZYK

Head Coach, University of Toledo, 2010-present

• Named MAC Coach of the Year in 2020-21 & 2022-23 seasons.

• Has led UT to 274 victories (21.1 wins/season) since 2013-14.

• Has won five MAC titles, tying Bob Nichols for most crowns in program history.

• Has guided UT to 20 or more wins six times in last eight years.

• Has led Rockets to seven postseason appearances (5 NIT, 1 CBI, 1 CIT) and three berths in MAC Championship Game.

• Twenty-five Rockets have earned all-league honors on 39 occasions, including 2017-18 MAC Player of Year **Tre'Shaun Fletcher**, 2020-21 MAC Player of Year **Marreon Jackson**, 2022-23 MAC Player of Year **RayJ Dennis** and **Julius Brown**, a three-time All-MAC honoree and the 2011-12 MAC Freshman of Year.

• Placed member on All-MAC first or second team in each of last 14 years.

• Won school-record 27 games in '13-14 and '22-23, a victory total that ranks fifth in MAC history, 26 games in '21-22, and 25 in '18-19.

• Won 112 games over last four seasons for most ever by Rocket squad in a five-year span.

• Opened 2013-14 campaign with 12 straight victories for Toledo's second-best start in school history and were featured in *New York Times* and *USA Today* among others.

• Posted 15-0 home record in '13-14 which was Toledo's first unbeaten mark since 1966-67 and just the fourth time in school history the Rockets have accomplished the feat.

• Improved Toledo's APR of 858 prior to his arrival to an impressive 990 in 2018, a total that ranked in Top 10 nationally and No. 1 in the Mid-American Conference.

• Inherited team that finished last in Mid-American Conference's West Division two years in a row and within four years led Toledo to 2012-13 division title and 2013-14 league championship.

• With the fifth least-experienced team in the country, led Toledo to a 15-win improvement from his first to second year, the second-best turnaround in 2011-12.

TOD the BUILDER

• Coach Kowalczyk is extremely proficient at turning around programs. When looking at his career record minus his first season at the helm of both Green Bay and Toledo, Coach Kowalczyk's record is 434-273 (.614) overall and 244-141 (.634) in conference play.

• Coach Kowalczyk produced a seven-win improvement from Year 1 (10-20) to Year 2 (17-11) at Green Bay.

• Coach Kowalczyk doubled that feat and more at Toledo in 2011-12 as Toledo registered 15 more wins than his first season at the Rocket helm.

Head Coach, Univ. of Wisconsin-Green Bay, 2002-10

• Graduated every player who completed his eligibility during his time at UWGB and registered a five-year APR of 964.

• Led UWGB to consecutive 20-win seasons (2009, 2010) and postseason bids (CBI) for the first time in 14 years.

• Opening round CBI win in 2010 was Green Bay's first postseason win since 1994.

• One of only 18 programs to finish among their league's top four from 2004-10.

• Green Bay's 24 Horizon League wins over his final two years were the most since 1996 and 1997.

• Green Bay beat No. 15 Wisconsin in 2009 for first time in 16 tries.

• Beat No. 11 Butler in 2009 - the highest-ranked team ever defeated and the first win over ranked team since 1998 for UWGB

• Had 22 overall wins and 13 conference victories in 2008-09, the most for Green Bay since 1995-96.

• One of only two Division I schools in 2008-09 to lead its conference in scoring, FG%, FT% and 3PTFG%.

• Only school in 2008-09 among the top 10 in free throw percentage and three-point shooting - both school records.

• Recruited three 1,000-point scorers in the Class of 2009 - Terry Evans, Mike Schachtner, and Ryan Tillema - the most for any one class in school history.

• In all, his players earned 10 All-Conference honors and four earned All-Newcomer Team status.

Coach Kowalczyk's Year-By-Year Breakdown

YEAR	SCHOOL	W-L	W-L	CONF. PLACE	NOTES
2002-03	Green Bay	10-20 (.333)	4-12 (.250)	T-6th	
2003-04	Green Bay	17-11 (.607)	11-5 (.688)	3rd	
2004-05	Green Bay	17-11 (.607)	10-6 (.625)	2nd	Best Horizon finish since 1995-96
2005-06	Green Bay	15-16 (.484)	8-8 (.500)	T-3rd	
2006-07	Green Bay	18-15 (.545)	7-9 (.438)	T-4th	Most wins since 1998-99
2007-08	Green Bay	15-15 (.500)	9-9 (.500)	T-4th	
2008-09	Green Bay	22-11 (.667)	13-5 (.722)	2nd	CBI Tournament; most wins since 1995-96; beat No. 11 Butler
2009-10	Green Bay	22-13 (.629)	11-7 (.611)	3rd	Consecutive 20-win seasons for first time in 14 years; CBI second round
2010-11	Toledo	4-28 (.125)	1-15 (.063)	6th/West	
2011-12	Toledo	19-17 (.528)	7-9 (.438)	2nd/West	CIT second round; 2nd-largest win improvement in nation
2012-13	Toledo	15-13 (.536)	10-6 (.625)	T-1st/West	UT's first MAC West Division title since 2007
2013-14	Toledo	27-7 (.794)	14-4 (.778)	T-1st/West	School-record wins; Toledo's 8th MAC title & 8th NIT appearance
2014-15	Toledo	20-13 (.606)	11-7 (.611)	2nd/West	Back-to-back 20 wins; First time at UT in 34 years
2015-16	Toledo	17-15 (.531)	8-10 (.444)	5th/West	
2016-17	Toledo	17-17 (.500)	9-9 (.500)	3rd/West	CBI Tournament; 3rd postseason appearance in 6 years
2017-18	Toledo	23-11 (.676)	13-5 (.722)	1st/West	3rd MAC West title in 6 years; 3rd 20-win season in 5 years
2018-19	Toledo	25-8 (.758)	13-5 (.722)	1st/West	25 victories rank 2nd in school history; 4th MAC West title; NIT Tourn.
2019-20	Toledo	17-15 (.531)	8-10 (.444)	3rd/West	Eighth straight season of .500 record or better
2020-21	Toledo	21-9 (.700)	15-4 (.789)	1st	UT's 9th MAC title; 2nd NIT Tournament bid in 3 yrs.
2021-22	Toledo	26-8 (.765)	17-3 (.850)	1st	UT's first-ever back-to-back outright MAC titles
2022-23	Toledo	27-8 (.771)	16-2 (.889)	1st	1st current MAC school ever to win 3 straight outright MAC titles
2023-24	Toledo	20-12 (.625)	14-4 (.778)	1st	2nd MAC school ever to win 4 straight MAC titles
2024-25	Toledo	18-15 (.545)	10-8 (.556)	T-4th	
2025-26	Toledo	16-13 (.552)	10-6 (.625)		
UT TOTALS	16 YEARS	312-209 (.599)	176-107 (.622)		
CAREER TOTALS	24 YEARS	448-321 (.583)	249-168 (.597)		

PLAYER HONORS UNDER COACH KOWALCZYK AT TOLEDO

AP HONORABLE MENTION ALL-AMERICAN

Tre'Shaun Fletcher, 2018

LOU HENSON MID-MAJOR ALL-AMERICA TEAM

RayJ Dennis, 2023
 JT Shumate, 2023
 Marreon Jackson, 2021
 Tre'Shaun Fletcher, 2018
 Nathan Boothe, 2016
 Julius Brown, 2015
 Julius Brown, 2014

MID-AMERICAN CONFERENCE PLAYER OF YEAR

Tre'Shaun Fletcher, 2018
 Marreon Jackson, 2021
 RayJ Dennis, 2023

MID-AMERICAN CONFERENCE FRESHMAN OF YEAR

Julius Brown, 2012
 Ryan Rollins, 2021
 Javan Simmons, 2024

**MID-AMERICAN CONFERENCE
 CO-DEFENSIVE PLAYER OF YEAR**

Tyler Cochran, 2024

MID-AMERICAN CONFERENCE

Rian Pearson, Second Team, 2012
 Curtis Dennis, Hon. Mention, 2012
 Rian Pearson, First Team, 2013
 Julius Brown, Third Team, 2013
 Julius Brown, First Team, 2014
 Rian Pearson, Second Team, 2014
 Justin Drummond, Third Team, 2014
 J.D. Weatherspoon, Hon. Mention, 2014
 Julius Brown, First Team, 2015
 Justin Drummond, Third Team, 2015
 J.D. Weatherspoon, Third Team, 2015
 Nathan Boothe, Hon. Mention, 2015
 Nathan Boothe, First Team, 2016
 Jonathan Williams, Third Team, 2016
 Steve Taylor, Jr., Second Team, 2017
 Jonathan Williams, Third Team, 2017
 Tre'Shaun Fletcher, First Team, 2018
 Jaelan Sanford, Second Team, 2018
 Jaelan Sanford, First Team, 2019
 Marreon Jackson, Hon. Mention, 2019
 Nate Navigato, Hon. Mention, 2019
 Marreon Jackson, Second Team, 2020
 Luke Knapke, Third Team, 2020
 Willie Jackson, Hon. Mention, 2020
 Marreon Jackson, First Team, 2021
 Spencer Littleson, Second Team, 2021
 Ryan Rollins, Hon. Mention, 2021
 Ryan Rollins, First Team, 2022
 JT Shumate, Second Team, 2022
 Setric Millner Jr., Third Team, 2022
 RayJ Dennis, First Team, 2023
 JT Shumate, First Team, 2023
 Setric Millner Jr., Second Team, 2023
 Ra'Heim Moss, First Team, 2024
 Tyler Cochran, Second Team, 2024
 Dante Maddox Jr., Second Team, 2024
 Sam Lewis, Second Team, 2025
 Sonny Wilson, Third Team, 2025
 Javan Simmons, Hon. Mention, 2025

MID-AMERICAN CONFERENCE ALL-FRESHMAN

Julius Brown, 2012
 Nathan Boothe, 2013
 Jonathan Williams, 2014
 Marreon Jackson, 2018
 AJ Edu, 2019
 Keshawn Saunders, 2020
 Ryan Rollins, 2021
 Ra'Heim Moss, 2022
 Javan Simmons, 2024
 Sonny Wilson, 2024

MID-AMERICAN CONFERENCE ALL-DEFENSIVE

Spencer Littleson, 2021
 Tyler Cochran, 2024
 Ra'Heim Moss, 2024

COACH KOWALCZYK VS. OPPONENTS

Team	W-L	Team	W-L	Team	W-L
Akron	14-11	Illinois-Chicago.....	12-9	Ohio Northern	1-0
Alabama.....	0-1	Illinois State	0-2	Ohio State	0-1
Alabama-Birmingham	1-1	Indiana Northwest	2-0	Oregon	0-1
Alaska-Fairbanks.....	0-1	Indiana State	1-1	Penn	2-0
App State.....	0-1	IUPUI	1-1	Purdue.....	0-1
Arkansas State	2-0	Iowa.....	0-1	Purdue Fort Wayne	0-1
Austin Peay	1-0	Jackson State	1-0	Rhode Island	0-1
Ball State	17-14	Jacksonville State	2-1	Richmond.....	1-2
Belmont	0-1	James Madison	1-1	Robert Morris	3-2
Bethune-Cookman	1-0	Kansas.....	0-2	Rochester (Mich.) College.....	1-0
Boston College	1-0	Kansas City.....	1-2	Rollins	0-1
Bowling Green	18-9	Kansas State	1-0	Saint Joseph's.....	1-1
Bradley	1-2	Kent State	10-17	Saint Louis.....	0-1
Buffalo	12-11	Long Beach State.....	1-1	Samford.....	2-0
Butler.....	4-14	Louisiana.....	2-0	Sam Houston State	2-0
UC Irvine.....	2-1	Lourdes Univ.	2-0	San Jose State	1-0
UC San Diego	0-1	Loyola (Ill.)	11-10	Savannah State.....	1-0
Centenary.....	1-0	Marshall	8-4	Stetson	1-0
Central Michigan	21-13	Massachusetts	1-2	Syracuse.....	0-1
Central State	1-0	McNeese State.....	3-0	USC-Upstate	1-0
Charlotte.....	1-0	Miami (Fla.)	0-1	South Alabama	0-1
Chicago State.....	6-1	Miami (Ohio)	22-3	South Dakota State.....	2-0
Cincinnati	0-1	Michigan.....	0-2	Southeast Missouri State	1-1
Cleveland State	19-8	Michigan State	0-6	Southeastern Louisiana.....	1-0
Coastal Carolina	1-0	Michigan Tech.....	1-0	Southern Mississippi	0-1
College of Charleston	0-1	Middle Tennessee.....	1-3	Stony Brook	1-0
Coppin State.....	1-0	Milwaukee.....	7-9	Temple.....	0-2
Cornell	1-1	Minnesota	0-1	Texas A&M-Corpus Christi	1-0
Dayton.....	0-1	Minnesota-Duluth.....	1-0	Texas-Pan American	1-0
Defiance.....	1-0	Missouri.....	0-1	Texas Southern	1-0
Delaware.....	1-0	Montana State	2-0	Texas State	0-1
Delaware State	1-0	Morgan State	1-0	Troy	2-1
Detroit Mercy	19-12	New Mexico	0-1	Tulane	1-0
Duke	0-1	Norfolk State	0-1	Utah.....	0-1
East Carolina.....	0-1	North Alabama.....	1-0	Valparaiso.....	8-4
Eastern Illinois.....	2-2	Notre Dame	0-1	Vermont.....	1-2
Eastern Michigan	21-14	UNC-Greensboro	1-0	Victory (Tenn.) Univ.	1-0
Evansville.....	1-0	UNC-Wilmington	1-2	Virginia Commonwealth	0-1
Fairleigh Dickinson	1-1	North Carolina A&T.....	1-0	Washington	0-1
Florida A&M.....	1-0	North Dakota	2-0	Weber State	1-1
Florida Atlantic	1-0	North Dakota State	4-1	West Virginia.....	0-1
Florida Gulf Coast	2-2	Northern Arizona.....	1-0	West Virginia Tech	1-0
George Mason	0-2	Northern Kentucky	3-0	Western Illinois.....	2-0
George Washington.....	0-1	Northern Illinois	20-12	Western Michigan	22-11
Green Bay	1-1	Northern Iowa	2-4	Wilberforce	1-0
Hartford.....	1-0	Northern Michigan	4-0	Wisconsin	1-7
Houston	0-1	Northwestern Ohio.....	3-0	Wright State	12-12
Houston Baptist	3-0	Oakland	7-8	Xavier	0-2
Howard.....	1-0	Ohio	20-8	Youngstown State	18-7
Idaho State.....	1-0	Ohio Christian.....	1-0		
Illinois.....	0-1				

2025-26 Opponents in **Bold**

TOLEDO PLAYER NOTES



2

LEROY BLYDEN JR. • FR. • G • 6-1 • 175
DETROIT, MICH. • DETROIT JESUIT HS

- Second on team and leads MAC freshmen with 15.9 ppg & has scored in double figures in 19 straight games.
- **Ranks 3rd in MAC with 85.6 FT%, 4th with 1.7 spg, 8th with 4.2 apg, and 10th with 15.9 ppg.**
- Leads team with 64 3PTFGs and 39.8 3PTFG% and is tied for team lead with nine 20-point outings.
- Scored team-high 22 points (**16 in 2nd half**) and grabbed season-high nine rebounds at Ohio (Feb. 28).
- Scored season-high 36 points (27 in 2nd half) to help Rockets rally from 16-point deficit vs. WMU (Dec. 30).
- Tallied 24 points (**17 in 1st half**) vs. Ohio (Jan. 13) and 24 points (**17 in 2nd half**) at James Madison (Feb. 7).

- **Thirty-six points vs. WMU are the most by a UT freshman in 25 years (Terry Reynolds vs. Auburn (2000)).**
- Scored 20 points vs. Detroit Mercy (Nov. 15), at Oakland (Dec. 6), and vs. Lourdes (Dec. 20).
- Tallied 18 points, five assists and four steals vs. Youngstown State (Nov. 19).
- Tied for team lead with 17 points to go along with game-high nine assists, five three-pointers and two blocks in collegiate debut vs. South Alabama (Nov. 3).
- Named Michigan Mr. Basketball runner-up after averaging 21.3 ppg, 7.0 rpg, 5.7 apg, 2.3 spg and 1.3 bpg as senior.
- Shot 67% from the field. 40.5% from three-point range and 87% from the free-throw line in high school.

GAME-BY-GAME STATISTICS

#2 BLYDEN JR., Leroy

Opponent	Date	GS	MIN	Total		3-Pointers		Free throws		Rebounds				PF	A	TO	BLK	STL	PTS	AVG	
				FG-FGA	PCT	3FG-3FGA	PCT	FT-FTA	PCT	OFF	DEF	TOT	AVG								
South Alabama	11/03/2025		29:51	6-12	.500	5-10	.500	0-0	.000	0	1	1	1.0	2	9	2	2	1	17	17.0	
Marshall	11/08/2025		26:20	2-7	.286	0-2	.000	6-6	1.000	2	2	4	2.5	4	4	2	0	1	10	13.5	
at Wright St.	11/11/2025	*	33:46	2-9	.222	1-3	.333	4-5	.800	0	0	0	1.7	3	4	5	1	4	9	12.0	
Detroit Mercy	11/15/2025	*	38:40	7-15	.467	3-6	.500	3-4	.750	1	2	3	2.0	4	7	1	0	2	20	14.0	
Youngstown St.	11/19/2025	*	31:24	5-8	.625	3-3	1.000	5-6	.833	0	2	2	2.0	4	5	3	0	4	18	14.8	
vs Troy	11/24/2025	*	34:36	4-11	.364	2-5	.400	3-5	.600	0	2	2	2.0	3	4	1	1	2	13	14.5	
vs Belmont	11/26/2025	*	36:17	5-10	.500	3-6	.500	1-2	.500	0	2	2	2.0	1	5	2	0	3	14	14.4	
Central St. (OH)	12/01/2025	*	23:56	3-7	.429	2-3	.667	3-4	.750	0	3	3	2.1	2	6	1	0	3	11	14.0	
at Oakland	12/06/2025	*	33:25	7-14	.500	2-6	.333	4-4	1.000	2	3	5	2.4	2	3	2	0	0	20	14.7	
at Robert Morris	12/13/2025	*	28:01	2-12	.167	0-1	.000	4-4	1.000	2	5	7	2.9	5	2	1	0	0	8	14.0	
at Michigan St.	12/16/2025	*	31:01	4-10	.400	2-8	.250	0-0	.000	0	1	1	2.7	4	2	1	0	0	10	13.6	
Lourdes	12/20/2025	*	27:26	8-11	.727	3-6	.500	1-1	1.000	1	1	2	2.7	2	4	1	0	1	20	14.2	
Western Mich.	12/30/2025	*	33:45	12-23	.522	3-10	.300	9-11	.818	1	4	5	2.8	4	1	1	0	1	36	15.8	
at Central Mich.	01/03/2026	*	38:39	2-12	.167	1-4	.250	5-5	1.000	0	4	4	2.9	2	5	1	0	1	10	15.4	
at NIU	01/06/2026	*	34:48	3-10	.300	0-3	.000	4-4	1.000	0	5	5	3.1	3	5	3	1	4	10	15.1	
Miami (OH)	01/09/2026	*	34:29	4-14	.286	3-9	.333	1-1	1.000	0	3	3	3.1	3	1	1	0	1	12	14.9	
Ohio	01/13/2026	*	34:55	8-12	.667	4-6	.667	4-4	1.000	3	2	5	3.2	4	5	2	0	3	24	15.4	
at Kent St.	01/16/2026	*	31:19	6-11	.545	4-7	.571	3-5	.600	0	6	6	3.3	4	2	1	1	1	19	15.6	
at Massachusetts	01/20/2026	*	35:44	7-10	.700	2-3	.667	6-6	1.000	0	5	5	3.4	2	4	2	0	2	22	15.9	
Bowling Green	01/24/2026	*	30:47	8-17	.471	2-8	.250	1-2	.500	2	2	4	3.5	3	5	0	0	0	19	16.1	
at Akron	01/27/2026	*	38:59	8-14	.571	4-7	.571	0-0	.000	0	5	5	3.5	1	4	3	0	2	20	16.3	
Ball St.	01/31/2026	*	34:48	4-10	.400	2-6	.333	3-3	1.000	0	5	5	3.6	3	3	4	1	2	13	16.1	
Kent St.	02/03/2026	*	37:12	3-7	.429	1-2	.500	3-4	.750	2	2	4	3.6	3	4	3	0	3	10	15.9	
at James Madison	02/07/2026	*	36:31	8-19	.421	3-7	.429	5-5	1.000	0	3	3	3.6	3	5	1	0	2	24	16.2	
at Western Mich.	02/11/2026	*	27:05	3-9	.333	2-5	.400	2-3	.667	0	0	0	3.4	2	2	2	0	1	10	16.0	
at Bowling Green	02/14/2026	*	36:06	5-16	.313	3-10	.300	0-0	.000	0	4	4	3.5	2	5	4	0	2	13	15.8	
Eastern Mich.	02/21/2026	*	33:01	5-8	.625	2-5	.400	3-4	.750	1	5	6	3.6	2	8	2	0	1	15	15.8	
NIU	02/24/2026	*	31:57	4-12	.333	2-5	.400	2-2	1.000	1	6	7	3.7	5	6	2	0	0	12	15.7	
at Ohio	02/28/2026	*	35:34	9-17	.529	0-5	.000	4-4	1.000	2	7	9	3.9	2	3	1	0	1	22	15.9	
Totals			27	960:22	154-347	.444	64-161	.398	89-104	.856	20	92	112	3.9	84	123	55	7	48	461	15.9

SEASON HIGHS

- Points:** 36 vs. Western Mich. (12/30/25)
- Rebounds:** 9 @Ohio (2/28/26)
- Assists:** 9 vs. South Alabama (11/3/25)
- Steals:** 4 (3x, last @NIU (1/6/26))
- Blocks:** 2 vs. South Alabama (11/3/25)
- Field Goals:** 12 vs. WMU (12/30/25)
- FG Att.:** 23 vs. Western Mich. (12/30/25)
- 3PTFGs:** 5 vs. S. Alabama (11/3/25)
- 3PTFG Att.:** 10 (3x, last @BGSU (2/14/26))
- Free Throws:** 9 vs. WMU (12/30/25)
- FT Att.:** 11 vs. Western Mich. (12/30/25)
- Minutes:** 39 (3x, last @Akron (1/27/26))

CAREER STATISTICS

SEASON	TEAM	GP-GS	MIN/AVG	Field Goals		3-Point		F-Throws		Rebounds				Scoring						
				FG-FGA	FG%	3FG-3FGA	3FG%	FT-FTA	FT%	OFF	DEF	TOT	AVG	PF-FO	A	TO	BLK	STL	PTS	AVG
2025-26	UT	29-27	960/33.1	154-347	.444	64-161	.398	89-104	.856	20	92	112	3.9	84-2	123	55	7	48	461	15.9
TOTAL		29-27	960/33.1	154-347	.444	64-161	.398	89-104	.856	20	92	112	3.9	84-2	123	55	7	48	461	15.9

TOLEDO PLAYER NOTES



3

SONNY WILSON • JR. • G • 6-1 • 175
PONTIAC, MICH. • DETROIT JESUIT HS

- Leads team with 2.8 assist/turnover ratio (**2nd in MAC**), 17.3 ppg (**7th in MAC**) and 4.5 apg (**7th in MAC**).
- Has scored in double digits in 45 of last 46 games with streak ending at 36 games vs. BGSU (1/24).
- Tallied career-high 29 points on 10-of-15 shooting at No. 9 Michigan State (Dec. 16).
- Scored 25 points on 9-of-14 shooting vs. Ohio (Jan. 13).
- Scored 23 points on 10-of-13 shooting vs. Troy (Nov. 24).
- Tallied 22 points and tied career high with eight assists at Akron (Jan. 27).

- Scored 21 points at Robert Morris (Dec. 13) and has **NINE** 20-point outings this season and 15 in his career.
- Scored 18 points with six rebounds and five assists vs. Detroit Mercy (Nov. 15).
- Tallied 17 points, seven rebounds, four assists and two steals at Wright State (Nov. 11).
- Scored 16 points and dished out career-high seven assists at Oakland (Dec. 6)
- Scored 15 points and tied career high with three triples vs. South Alabama (Nov. 3).
- Named Third-Team All-MAC last year after ranking second on team with 15.3 ppg, 4.8 rpg and 3.2 apg.
- Tied for first on team with 31 double-digit scoring outings and registered five 20-point outings.
- Tallied 23 points, five assists and career-high three triples on 9-of-11 shooting at Miami (Feb. 11).

GAME-BY-GAME STATISTICS

#3 WILSON, Sonny

Opponent	Date	GS	MIN	Total		3-Pointers		Free throws		Rebounds				PF	A	TO	BLK	STL	PTS	AVG	
				FG-FGA	PCT	3FG-3FGA	PCT	FT-FTA	PCT	OFF	DEF	TOT	AVG								
South Alabama	11/03/2025	*	37:58	5-11	.455	3-7	.429	2-2	1.000	0	3	3	3.0	1	2	4	0	2	15	15.0	
Marshall	11/08/2025	*	31:05	6-12	.500	0-1	.000	4-6	.667	1	2	3	3.0	1	4	2	0	1	16	15.5	
at Wright St.	11/11/2025	*	36:33	8-14	.571	1-1	1.000	0-1	.000	2	5	7	4.3	2	4	4	0	2	17	16.0	
Detroit Mercy	11/15/2025	*	36:44	5-12	.417	1-5	.200	7-11	.636	1	5	6	4.8	1	5	2	1	2	18	16.5	
Youngstown St.	11/19/2025	*	32:50	4-14	.286	1-3	.333	2-2	1.000	2	1	3	4.4	1	5	0	0	0	11	15.4	
vs Troy	11/24/2025	*	35:52	10-13	.769	2-2	1.000	1-2	.500	1	3	4	4.3	0	1	0	0	2	23	16.7	
vs Belmont	11/26/2025	*	37:29	5-11	.455	2-6	.333	1-2	.500	0	0	0	3.7	1	4	1	0	1	13	16.1	
Central St. (OH)	12/01/2025	*	24:46	4-10	.400	0-2	.000	3-4	.750	0	2	2	3.5	0	3	0	0	1	11	15.5	
at Oakland	12/06/2025	*	36:13	7-13	.538	0-2	.000	2-3	.667	1	3	4	3.6	1	7	5	0	1	16	15.6	
at Robert Morris	12/13/2025	*	38:14	6-13	.462	2-4	.500	7-8	.875	0	1	1	3.3	3	1	2	0	1	21	16.1	
at Michigan St.	12/16/2025	*	35:26	10-15	.667	3-4	.750	6-8	.750	0	1	1	3.1	0	5	0	0	4	29	17.3	
Lourdes	12/20/2025	*	27:35	7-14	.500	1-6	.167	2-3	.667	1	2	3	3.1	0	8	0	0	0	17	17.3	
Western Mich.	12/30/2025	*	37:58	3-10	.300	0-1	.000	8-13	.615	3	5	8	3.5	3	6	0	0	1	14	17.0	
at Central Mich.	01/03/2026	*	38:03	6-15	.400	0-1	.000	4-5	.800	1	5	6	3.6	2	5	2	0	0	16	16.9	
at NIU	01/06/2026	*	36:58	7-16	.438	2-2	1.000	1-2	.500	1	3	4	3.7	1	5	1	0	5	17	16.9	
Miami (OH)	01/09/2026	*	39:21	8-13	.615	1-2	.500	3-5	.600	0	4	4	3.7	1	5	3	0	2	20	17.1	
Ohio	01/13/2026	*	37:19	9-14	.643	1-3	.333	6-6	1.000	0	2	2	3.6	3	4	2	0	1	25	17.6	
at Kent St.	01/16/2026	*	38:05	6-13	.462	2-5	.400	1-3	.333	2	2	4	3.6	2	6	2	0	0	15	17.4	
at Massachusetts	01/20/2026	*	38:07	7-14	.500	1-2	.500	1-3	.333	2	3	5	3.7	1	7	5	0	1	16	17.4	
Bowling Green	01/24/2026	*	38:40	3-12	.250	1-4	.250	0-0	.000	0	4	3	3.7	3	4	1	0	0	7	16.9	
at Akron	01/27/2026	*	38:41	7-15	.467	3-4	.750	5-6	.833	2	3	5	3.7	1	8	2	0	1	22	17.1	
Ball St.	01/31/2026	*	34:27	8-15	.533	1-4	.250	2-3	.667	1	2	3	3.7	1	7	2	0	1	19	17.2	
Kent St.	02/03/2026	*	36:42	6-17	.353	0-5	.000	2-2	1.000	0	1	1	3.6	2	5	1	0	2	14	17.0	
at James Madison	02/07/2026	*	39:26	8-14	.571	1-3	.333	3-3	1.000	0	1	1	3.5	2	4	1	0	2	20	17.2	
at Western Mich.	02/11/2026	*	37:13	6-10	.600	1-1	1.000	5-9	.556	1	4	5	3.5	0	3	0	0	0	18	17.2	
at Bowling Green	02/14/2026	*	38:39	8-14	.571	2-3	.667	2-3	.667	2	5	7	3.7	1	3	0	0	1	20	17.3	
Eastern Mich.	02/21/2026	*	30:25	7-11	.636	1-2	.500	0-1	.000	1	2	3	3.6	1	1	2	0	1	15	17.2	
NIU	02/24/2026	*	36:15	6-13	.462	2-3	.667	3-3	1.000	1	0	1	3.5	0	7	2	0	2	17	17.2	
at Ohio	02/28/2026	*	37:03	7-15	.467	1-4	.250	6-6	1.000	5	2	7	3.7	2	1	0	0	0	21	17.3	
Totals			29	1044:08	189-383	.493	36-92	.391	89-125	.712	31	75	106	3.7	37	130	46	1	37	503	17.3

SEASON HIGHS

- Points:** 29 @Michigan St. (12/16/25)
- Rebounds:** 8 vs. WMU (12/30/25)
- Assists:** 8 (2x, last @Akron (1/27/26))
- Steals:** 5 @Northern Illinois (1/6/26)
- Blocks:** 1 vs. Detroit Mercy (11/15/25)
- Field Goals:** 10 (2x, last @MSU (12/16/25))
- FG Att.:** 17 vs. Kent State (2/3/26)
- 3PTFGs:** 3 (3x, last @Akron (1/27/26))
- 3PT FG Att.:** 7 vs. S. Alabama (11/3/25)
- Free Throws:** 8 vs. WMU (12/30/25)
- FT Att.:** 13 vs. Western Mich. (12/30/25)
- Minutes:** 39 (4x, last @BGSU (2/14/26))

CAREER HIGHS

- Points:** 29 @Michigan St. (12/16/25)
- Rebounds:** 13 vs. Ohio (3/13/25)
- Assists:** 8 (2x, last @Akron (1/27/26))
- Steals:** 5 @Northern Illinois (1/6/26)
- Blocks:** 1 (5x, last vs. UDM (11/15/25))
- Field Goals:** 10 (2x, last @MSU (12/16/25))
- FG Att.:** 17 (2x, last vs. Kent State (2/3/26))
- 3PTFGs:** 3 (3x, last @Akron (1/27/26))
- 3PTFG Att.:** 7 vs. S. Alabama (11/3/25)
- Free Throws:** 9 @Buffalo (3/2/24)
- FT Att.:** 13 vs. Western Mich. (12/30/25)
- Minutes:** 45 vs. Ohio (3/13/25)

CAREER STATISTICS

SEASON	TEAM	GP-GS	MIN/AVG	Field Goals		3-Point		F-Throws		Rebounds				Scoring						
				FG-FGA	FG%	3FG-3FGA	3FG%	FT-FTA	FT%	OFF	DEF	TOT	AVG	PF-FO	A	TO	BLK	STL	PTS	AVG
2023-24	UT	32-31	913/28.5	100-228	.439	12-45	.267	43-58	.741	37	53	90	2.8	39-0	69	32	2	27	255	8.0
2024-25	UT	33-33	1109/33.6	200-389	.514	22-60	.367	84-125	.672	59	98	157	4.8	48-0	106	56	2	29	506	15.3
2025-26	UT	29-29	1044/36.0	189-383	.493	36-92	.391	89-125	.712	31	75	106	3.7	37-0	130	46	1	37	503	17.3
TOTAL		94-93	3067/32.6	489-1000	.489	70-197	.355	216-308	.701	127	226	353	3.8	124-0	305	134	5	93	1264	13.4

TOLEDO PLAYER NOTES



4

KYLER VANDERJAGT • SR. • G • 6-4 • 205
GRAND RAPIDS, MICH. • BELMONT/C. MICHIGAN

- Averaging 9.1 ppg and ranks second on team with 78.5 FT% and third with 38.3 3PTFG%.
- Scored in double digits in 13 games, including pair of four-game stretches (11/3-15, 12/30-1/6).
- Led Rockets with season-high 23 points at CMU (Jan. 3) and 18 points at NIU (Jan. 6).
- Scored 17 points (4-of-6 3FG) in UT debut vs. South Alabama (Nov. 3).
- Tallied 16 points at Oakland (Dec. 6) and 15 pts. vs. Wright State (Nov. 11) and Western Michigan (Dec. 30).
- Saw action in all 31 games with seven starts as a junior with Central Michigan, averaging 28.1 mpg.

- Named MAC's Sixth Man of the Year last season by HoopsHD.com after averaging 11.2 ppg and 2.3 rpg.
- Posted 47.6 FG%, 38.0 three-point FG% (41-of-108), and 79.8 FT% (67-of-84) with CMU.
- Registered 17 double-figure scoring games and two 20-point games with CMU and led Chippewas in scoring five times.
- Poured in career-high 25 points (8-of-10 FG) and hit a career-high 6-of-7 three-pointers vs. Bowling Green (Feb. 1).
- Scored 20 points (9-of-14 FG) at Akron (Jan. 7), 19 points (6-10 FG, 3-4 3FG) with five assists at Marquette (Nov. 11), 17 points (9-of-10 FT) in career-high 46 minutes in season finale vs. Northern Illinois (March 7) and 17 points at Toledo (Jan. 10).
- Appeared in 47 games with Belmont over his first two collegiate seasons, coming off the bench in 33 of those games.

GAME-BY-GAME STATISTICS

#4 VANDERJAGT, Kyler

Opponent	Date	GS	MIN	Total		3-Pointers		Free throws		Rebounds				PF	A	TO	BLK	STL	PTS	AVG	
				FG-FGA	PCT	3FG-3FGA	PCT	FT-FTA	PCT	OFF	DEF	TOT	AVG								
South Alabama	11/03/2025	*	31:01	5-8	.625	4-6	.667	3-3	1.000	0	0	0	0.0	1	1	1	0	1	17	17.0	
Marshall	11/08/2025	*	20:55	3-7	.429	2-4	.500	2-2	1.000	0	2	2	1.0	2	0	2	0	0	10	13.5	
at Wright St.	11/11/2025	*	28:29	5-9	.556	1-3	.333	4-4	1.000	3	2	5	2.3	4	1	2	0	2	15	14.0	
Detroit Mercy	11/15/2025	*	32:03	4-9	.444	1-5	.200	2-5	.400	0	5	5	3.0	2	0	2	0	0	11	13.3	
Youngstown St.	11/19/2025	*	26:30	2-6	.333	0-3	.000	3-4	.750	0	1	1	2.6	0	1	0	0	2	7	12.0	
vs Troy	11/24/2025	*	28:29	5-15	.333	1-6	.167	3-3	1.000	0	2	2	2.5	2	3	3	1	3	14	12.3	
vs Belmont	11/26/2025	*	25:30	2-8	.250	2-5	.400	0-0	.000	0	1	1	2.3	3	1	1	0	2	6	11.4	
Central St. (OH)	12/01/2025	*	21:32	3-5	.600	2-3	.667	0-0	.000	0	2	2	2.3	4	2	1	0	3	8	11.0	
at Oakland	12/06/2025	*	25:48	6-12	.500	1-5	.200	3-3	1.000	2	1	3	2.3	1	2	1	0	2	16	11.6	
at Robert Morris	12/13/2025	*	26:44	1-3	.333	1-2	.500	4-7	.571	1	4	5	2.6	1	1	0	0	0	7	11.1	
at Michigan St.	12/16/2025	*	17:55	1-7	.143	1-4	.250	0-0	.000	0	2	2	2.5	1	1	1	0	2	3	10.4	
Lourdes	12/20/2025	*	21:47	5-7	.714	3-4	.750	0-0	.000	0	4	4	2.7	0	5	0	0	1	13	10.6	
Western Mich.	12/30/2025	*	34:42	5-10	.500	1-4	.250	4-5	.800	3	1	4	2.8	2	0	1	0	2	15	10.9	
at Central Mich.	01/03/2026	*	32:56	6-9	.667	2-3	.667	9-10	.900	0	2	2	2.7	3	1	0	0	1	23	11.8	
at NIU	01/06/2026	*	30:54	5-6	.833	2-2	1.000	6-7	.857	0	4	4	2.8	3	1	4	0	2	18	12.2	
Miami (OH)	01/09/2026	*	23:51	0-6	.000	0-1	.000	0-0	.000	0	1	1	2.7	1	1	3	0	1	0	11.4	
Ohio	01/13/2026	*	28:16	4-8	.500	1-3	.333	0-0	.000	0	1	1	2.6	1	5	1	0	2	9	11.3	
at Kent St.	01/16/2026	*	21:19	3-6	.500	2-2	1.000	1-2	.500	0	1	1	2.5	4	1	2	0	1	9	11.2	
at Massachusetts	01/20/2026	*	33:20	4-9	.444	0-3	.000	4-6	.667	1	1	2	2.5	1	1	1	0	2	12	11.2	
Bowling Green	01/24/2026	*	33:24	4-12	.333	2-7	.286	0-0	.000	1	0	1	2.4	2	3	2	0	3	10	11.2	
at Akron	01/27/2026	*	24:52	4-6	.667	1-2	.500	0-0	.000	0	1	1	2.3	2	1	2	0	1	9	11.0	
Ball St.	01/31/2026	*	17:10	0-4	.000	0-2	.000	0-0	.000	0	0	0	2.2	1	0	0	0	0	0	10.5	
Kent St.	02/03/2026	*	11:32	0-2	.000	0-1	.000	1-2	.500	1	1	2	2.2	1	1	2	0	1	1	10.1	
at James Madison	02/07/2026	*	13:24	1-4	.250	1-3	.333	0-0	.000	0	2	2	2.2	1	0	1	0	0	3	9.8	
at Western Mich.	02/11/2026	*	20:30	3-4	.750	2-3	.667	0-0	.000	0	3	3	2.2	1	0	1	0	1	8	9.8	
at Bowling Green	02/14/2026	*	19:11	2-9	.222	0-4	.000	0-0	.000	0	0	0	2.2	0	2	1	0	0	4	9.5	
Eastern Mich.	02/21/2026	*	15:42	4-5	.800	2-2	1.000	0-0	.000	0	0	0	2.1	0	1	0	0	0	10	9.6	
NIU	02/24/2026	*	12:01	1-1	1.000	1-1	1.000	2-2	1.000	1	0	1	2.0	0	0	0	0	0	5	9.4	
at Ohio	02/28/2026	*	09:07	1-2	.500	0-1	.000	0-0	.000	0	1	1	2.0	1	0	1	0	1	2	9.1	
Totals			21	688:54	89-199	.447	36-94	.383	51-65	.785	13	45	58	2.0	45	36	36	1	36	265	9.1

SEASON HIGHS

- Points:** 23 @Central Michigan (1/3/26)
- Rebounds:** 5 (3x, last @RMU (12/13/25))
- Assists:** 5 (2x, last vs. Ohio (1/13/26))
- Steals:** 3 (3x, last vs. BGSU (1/24/26))
- Blocks:** 1 vs. Troy (11/24/25)
- Field Goals:** 6 (2x, last @CMU (1/3/26))
- FG Att.:** 15 vs. Troy (11/24/25)
- Three-Point FGs:** 4 vs. S. Alabama (11/3/25)
- 3PT FG Att.:** 7 vs. BGSU (1/24/26)
- Free Throws:** 9 @CMU (1/3/26)
- FT Att.:** 10 @Central Michigan (1/3/26)
- Minutes:** 35 vs. Western Mich. (12/30/25)

CAREER HIGHS

- Points:** 25 vs. Bowling Green (2/1/25)
- Rebounds:** 6 (2x, last @Ohio (2/18/25))
- Assists:** 6 vs. Purdue Northwest (12/1/24)
- Steals:** 5 vs. Berry (11/14/23)
- Blocks:** 1 (9x, last vs. Troy (11/24/25))
- Field Goals:** 9 @Akron (1/7/25)
- FG Att.:** 15 vs. Troy (11/24/25)
- 3-PT FGs:** 6 vs. Bowling Green (2/1/25)
- 3PTFG Att.:** 7 vs. Bowling Green (2/1/25)
- Free Throws:** 9 (2x, last @CMU (1/3/26))
- FT Att.:** 10 (2x, last @CMU (1/3/26))
- Minutes:** 46 vs. NIU (3/7/25)

CAREER STATISTICS

SEASON	TEAM	GP-GS	MIN/AVG	Field Goals		3-Point		F-Throws		Rebounds				Scoring						
				FG-FGA	FG%	3FG-3FGA	3FG%	FT-FTA	FT%	OFF	DEF	TOT	AVG	PF-FO	A	TO	BLK	STL	PTS	AVG
2022-23	BEL	14-0	67/4.8	6-14	.429	0-2	.000	3-5	.600	0	4	4	0.3	5-0	1	4	0	4	15	1.1
2023-24	BEL	33-0	357/10.8	26-69	.377	5-25	.200	17-18	.944	3	29	32	1.0	30-0	17	17	4	17	74	2.2
2024-25	CMU	31-7	871/28.1	120-252	.476	41-108	.380	67-84	.798	9	63	72	2.3	56-1	38	43	4	29	348	11.2
2025-26	UT	29-21	689/23.8	89-199	.447	36-94	.383	51-65	.785	13	45	58	2.0	45-0	36	36	1	36	265	9.1
TOTAL FOR UT		29-21	689/23.8	89-199	.447	36-94	.383	51-65	.785	13	45	58	2.0	45-0	36	36	1	36	265	9.1
TOTAL		107-28	1984/18.5	241-534	.451	82-229	.358	138-172	.802	25	141	166	1.6	136-1	92	100	9	86	702	6.6

TOLEDO PLAYER NOTES3



5

MYNOR STRONG • So. • G • 6-3 • 175
OMAHA, NEB. • DODGE CITY C.C.

- Has scored in double digits in three of last seven contests, including season-high 14 points vs. NIU (Feb. 24).
- Tallied 13 points, seven rebounds and three triples vs. Kent State (Feb. 3) and 10 points at WMU (Feb. 11).
- Scored seven points vs. Miami (Jan. 9) and six points vs. Ohio (Jan. 13) and at Kent State (Jan. 16).
- Registered six points, six rebounds and three assists vs. Marshall (Nov. 8).
- Has started **SEVEN** straight games for his first starting nods since starting first two games of season
- Started vs. South Alabama (Nov. 3) in his Division I debut, playing 13 minutes and scoring three points.
- Member of JUCOREcruiting.com's Fab 50 JUCO Freshmen list at Dodge City Community College.
- Averaged team-high 15.8 ppg, 3.7 rpg and a team-best 2.9 apg for Dodge City.
- Shot 38.9% from three-point range (75-of-193) for Conquistadors.
- Led Kansas Jayhawk Community College Conference with 61 steals.
- Earned Second-Team KJCCC honors.
- Poured in season-high 30 points with five three-point field goals at Colby (Feb. 22).
- Scored 29 points on 10-of-16 shooting (5-of-6 3FG) at Barton CC (Feb. 15).

GAME-BY-GAME STATISTICS

#5 STRONG, Mynor

Opponent	Date	GS	MIN	Total		3-Pointers		Free throws		Rebounds				PF	A	TO	BLK	STL	PTS	AVG	
				FG-FGA	PCT	3FG-3FGA	PCT	FT-FTA	PCT	OFF	DEF	TOT	AVG								
South Alabama	11/03/2025	*	13:06	1-3	.333	1-2	.500	0-0	.000	0	0	0	0	1	2	1	0	0	3	3.0	
Marshall	11/08/2025	*	25:57	2-3	.667	0-0	.000	2-2	1.000	0	6	6	3.0	5	3	0	0	0	6	4.5	
at Wright St.	11/11/2025		17:48	0-2	.000	0-1	.000	0-0	.000	0	0	0	2.0	1	0	0	0	1	0	3.0	
Detroit Mercy	11/15/2025		08:41	1-4	.250	0-3	.000	0-0	.000	1	0	1	1.8	0	0	1	0	0	2	2.8	
Youngstown St.	11/19/2025		07:08	1-2	.500	0-0	.000	0-0	.000	0	0	0	1.4	0	0	0	0	0	2	2.6	
vs Troy	11/24/2025		04:49	1-3	.333	0-0	.000	0-0	.000	0	0	0	1.2	0	0	0	0	1	2	2.5	
vs Belmont	11/26/2025		04:02	0-0	.000	0-0	.000	0-0	.000	0	1	1	1.1	1	0	1	0	0	0	2.1	
Central St. (OH)	12/01/2025		16:04	1-6	.167	0-2	.000	0-0	.000	1	3	4	1.5	1	2	0	0	1	2	2.1	
at Robert Morris	12/13/2025		05:21	0-0	.000	0-0	.000	0-0	.000	0	0	0	1.3	0	0	0	0	0	0	1.9	
at Michigan St.	12/16/2025		08:40	0-1	.000	0-0	.000	0-0	.000	0	0	0	1.2	0	1	0	0	1	0	1.7	
Lourdes	12/20/2025		13:07	1-2	.500	0-1	.000	0-0	.000	0	1	1	1.2	1	1	1	1	0	2	1.7	
Western Mich.	12/30/2025		10:09	0-1	.000	0-1	.000	0-0	.000	1	1	2	1.3	1	0	1	0	1	0	1.6	
at Central Mich.	01/03/2026		14:13	0-4	.000	0-2	.000	0-0	.000	0	2	2	1.3	1	0	0	0	1	0	1.5	
at NIU	01/06/2026		14:57	2-3	.667	1-2	.500	0-0	.000	0	0	0	1.2	3	0	0	0	0	5	1.7	
Miami (OH)	01/09/2026		18:38	2-4	.500	1-2	.500	2-2	1.000	1	0	1	1.2	2	1	0	0	1	7	2.1	
Ohio	01/13/2026		13:14	2-4	.500	0-1	.000	2-2	1.000	0	1	1	1.2	0	2	1	0	1	6	2.3	
at Kent St.	01/16/2026		23:11	2-4	.500	0-1	.000	2-3	.667	0	2	2	1.2	3	1	1	0	2	6	2.5	
at Massachusetts	01/20/2026		07:20	1-2	.500	0-0	.000	0-0	.000	0	0	0	1.2	1	0	0	0	1	2	2.5	
Bowling Green	01/24/2026		13:44	1-3	.333	0-1	.000	0-0	.000	0	1	1	1.2	3	0	0	0	1	2	2.5	
at Akron	01/27/2026		16:55	0-4	.000	0-2	.000	2-2	1.000	0	1	1	1.2	2	1	1	0	2	2	2.5	
Ball St.	01/31/2026	*	20:00	2-5	.400	1-3	.333	0-0	.000	0	0	0	1.1	2	2	1	0	2	5	2.6	
Kent St.	02/03/2026	*	32:07	4-9	.444	3-5	.600	2-2	1.000	0	7	7	1.4	2	1	3	1	2	13	3.0	
at James Madison	02/07/2026	*	23:37	2-5	.400	0-2	.000	0-0	.000	0	0	0	1.3	0	0	0	0	1	4	3.1	
at Western Mich.	02/11/2026	*	26:03	3-6	.500	1-3	.333	3-4	.750	0	2	2	1.3	4	1	0	0	2	10	3.4	
at Bowling Green	02/14/2026	*	17:13	1-3	.333	1-1	1.000	2-2	1.000	1	2	3	1.4	4	0	0	0	0	5	3.4	
Eastern Mich.	02/21/2026	*	21:27	3-6	.500	0-2	.000	0-0	.000	1	0	1	1.4	2	0	0	0	3	6	3.5	
NIU	02/24/2026	*	25:56	5-9	.556	1-2	.500	3-3	1.000	1	4	5	1.5	4	0	0	0	2	14	3.9	
at Ohio	02/28/2026	*	24:12	2-6	.333	1-2	.500	0-0	.000	1	1	2	1.5	3	2	1	1	1	5	4.0	
Totals			10	447:38	40-104	.385	11-41	.268	20-22	.909	8	35	43	1.5	47	20	13	3	27	111	4.0

SEASON HIGHS

- Points:** 14 vs. Northern Illinois (2/24/26)
- Rebounds:** 7 vs. Kent State (2/3/26)
- Assists:** 3 vs. Marshall (11/8/25)
- Steals:** 3 vs. Eastern Michigan (2/21/26)
- Blocks:** 1 (3x, last @Ohio (2/28/26)
- Field Goals:** 5 vs. NIU (2/24/26)
- FG Att.:** 9 (2x, last vs. NIU (2/24/26)
- 3PTFGs:** 3 vs. Kent State (2/3/26)
- 3PTFG Att.:** 5 vs. Kent State (2/3/26)
- Free Throws:** 3 (2x, last vs. NIU (2/24/26)
- FT Att.:** 4 @Western Michigan (2/11/26)
- Minutes:** 32 vs. Kent State (2/3/26)

CAREER STATISTICS

SEASON	TEAM	GP-GS	MIN/AVG	Field Goals		3-Point		F-Throws		Rebounds				Scoring						
				FG-FGA	FG%	3FG-3FGA	3FG%	FT-FTA	FT%	OFF	DEF	TOT	AVG	PF-FO	A	TO	BLK	STL	PTS	AVG
2025-26	UT	28-10	448/16.0	40-104	.385	11-41	.268	20-22	.909	8	35	43	1.5	47-1	20	13	3	27	111	4.0
TOTAL		28-10	448/16.0	40-104	.385	11-41	.268	20-22	.909	8	35	43	1.5	47-1	20	13	3	27	111	4.0

TOLEDO PLAYER NOTES



7

SEAN CRAIG • SR. • F • 6-7 • 220
SYLVANIA, OHIO • IUPU-INDY

- Leads team with 7.4 rpg and ranks second with 77.8 FT% and third with 48.6 FG%.
- Tied season high with three triples in back-to-back games at UMass (Jan. 20) and vs. BGSU (Jan. 24).
- Has six double-doubles, including three in MAC play - 15 pts.-10 reb. vs. Ohio (Jan. 13), 16 pts.-13 reb. vs. Miami (Jan. 9), 14 pts.-13 reb. vs. WMU (Dec. 30).
- Scored season-high 21 points and grabbed nine rebounds at Wright State (Nov. 11).
- Scored team-high 17 points vs. Belmont (Nov. 26).

- Tied for team lead with 16 points and grabbed seven rebounds vs. Marshall (Nov. 8).
- Played last year at IUPU-Indy and two seasons at Univ. of Indianapolis before transferring to Toledo.
- Served as one of three team captains for the Jaguars and was the only Jaguar to start all 32 games.
- Led IUPU-Indy with 7.7 rpg and 14 blocks, ranked second on team with 32.1 mpg and 35 steals & third with 12.1 ppg and a 37.6 3PTFG%.
- Ranked fourth in Horizon League last season with 7.7 rpg and 5.3 defensive rpg.

GAME-BY-GAME STATISTICS

#7 CRAIG, Sean

Opponent	Date	GS	MIN	Total		3-Pointers		Free throws		Rebounds				PF	A	TO	BLK	STL	PTS	AVG
				FG-FGA	PCT	3FG-3FGA	PCT	FT-FTA	PCT	OFF	DEF	TOT	AVG							
South Alabama	11/03/2025		28:31	2-7	.286	1-2	.500	1-3	.333	0	9	9	9.0	2	4	0	0	0	6	6.0
Marshall	11/08/2025		24:24	7-10	.700	2-2	1.000	0-0	.000	4	3	7	8.0	1	1	4	0	0	16	11.0
at Wright St.	11/11/2025	*	36:06	8-11	.727	1-1	1.000	4-4	1.000	4	5	9	8.3	2	2	1	0	1	21	14.3
Detroit Mercy	11/15/2025	*	36:45	5-8	.625	1-3	.333	6-6	1.000	3	3	6	7.8	3	4	3	1	0	17	15.0
Youngstown St.	11/19/2025	*	34:00	7-11	.636	0-1	.000	4-5	.800	7	5	12	8.6	2	0	2	1	0	18	15.6
vs Troy	11/24/2025	*	34:20	3-7	.429	1-3	.333	2-3	.667	2	9	11	9.0	4	2	2	0	1	9	14.5
vs Belmont	11/26/2025	*	35:32	6-12	.500	2-6	.333	3-3	1.000	3	1	4	8.3	1	2	2	0	1	17	14.9
Central St. (OH)	12/01/2025	*	23:33	1-5	.200	0-2	.000	2-2	1.000	2	2	4	7.8	1	2	0	0	0	4	13.5
at Oakland	12/06/2025	*	31:29	7-12	.583	0-3	.000	1-1	1.000	4	6	10	8.0	3	2	1	0	0	15	13.7
at Robert Morris	12/13/2025	*	34:34	5-13	.385	0-1	.000	5-5	1.000	4	2	6	7.8	5	1	1	0	0	15	13.8
at Michigan St.	12/16/2025	*	24:23	3-11	.273	2-4	.500	0-0	.000	2	0	2	7.3	3	2	0	0	1	8	13.3
Lourdes	12/20/2025	*	25:04	5-11	.455	0-3	.000	1-1	1.000	2	9	11	7.6	0	2	1	0	2	11	13.1
Western Mich.	12/30/2025	*	29:54	6-10	.600	0-4	.000	2-2	1.000	8	5	13	8.0	2	0	2	0	1	14	13.2
at Central Mich.	01/03/2026	*	35:15	4-6	.667	1-1	1.000	2-3	.667	4	4	8	8.0	1	1	2	0	1	11	13.0
at NIU	01/06/2026	*	36:18	5-9	.556	0-2	.000	0-2	.000	3	2	5	7.8	1	2	1	0	1	10	12.8
Miami (OH)	01/09/2026	*	32:41	5-12	.417	3-4	.750	3-3	1.000	5	8	13	8.1	1	0	1	0	0	16	13.0
Ohio	01/13/2026	*	35:27	7-12	.583	0-2	.000	1-2	.500	5	5	10	8.2	3	3	1	0	0	15	13.1
at Kent St.	01/16/2026	*	28:51	2-9	.222	0-3	.000	5-8	.625	3	3	6	8.1	4	0	1	0	0	9	12.9
at Massachusetts	01/20/2026	*	32:47	4-8	.500	3-6	.500	1-2	.500	0	5	5	7.9	4	0	2	0	2	12	12.8
Bowling Green	01/24/2026	*	33:34	4-10	.400	3-5	.600	2-2	1.000	1	6	7	7.9	1	0	0	1	0	13	12.9
at Akron	01/27/2026	*	27:36	2-3	.667	0-1	.000	0-0	.000	3	6	9	8.0	5	1	4	0	3	4	12.4
Ball St.	01/31/2026	*	29:05	5-8	.625	2-4	.500	3-4	.750	1	6	7	7.9	0	2	0	0	3	15	12.5
Kent St.	02/03/2026	*	32:01	2-9	.222	0-4	.000	3-3	1.000	2	3	5	7.8	5	1	0	0	1	7	12.3
at James Madison	02/07/2026	*	27:27	1-3	.333	0-1	.000	1-3	.333	1	4	5	7.7	1	1	0	0	1	3	11.9
at Western Mich.	02/11/2026	*	31:52	3-8	.375	2-5	.400	5-6	.833	1	7	8	7.7	1	2	0	2	0	13	12.0
at Bowling Green	02/14/2026	*	28:47	3-9	.333	2-4	.500	4-6	.667	2	2	4	7.5	1	3	1	0	1	12	12.0
Eastern Mich.	02/21/2026	*	31:11	5-8	.625	1-2	.500	2-2	1.000	0	5	5	7.4	1	1	0	0	0	13	12.0
NIU	02/24/2026	*	33:57	5-7	.714	1-2	.500	0-0	.000	4	3	7	7.4	0	3	0	0	0	11	12.0
at Ohio	02/28/2026	*	35:23	3-8	.375	1-3	.333	0-0	.000	2	6	8	7.4	3	1	0	0	0	7	11.8
Totals			27 910:48	125-257	.486	29-84	.345	63-81	.778	82	134	216	7.4	61	45	32	5	20	342	11.8

SEASON HIGHS

Points: 21 @Wright State (11/11/25)
Rebounds: 13 (2x, last vs. Miami (1/9/26))
Assists: 4 (2x, last vs. UDM (11/15/25))
Steals: 3 (2x, last vs. BSU (1/31/26))
Blocks: 2 @Western Michigan (2/11/26)
Field Goals: 8 @Wright State (11/11/25)
FG Att.: 13 @Robert Morris (12/13/25)
3PTFGs: 3 (3x, last vs. BGSU (1/24/26))
3PTFG Att.: 6 (2x, last @UMass (1/20/26))
Free Throws: 6 vs. Detroit Mercy (11/15/25)
FT Att.: 8 @Kent State (1/16/26)
Minutes: 37 vs. Detroit Mercy (11/15/25)

CAREER HIGHS

Points: 26 @Wright State (2/8/25)
Rebounds: 16 @Detroit Mercy (2/19/25)
Assists: 7 vs. Detroit Mercy (1/9/25)
Steals: 4 (2x, @Detroit Mercy (2/19/25))
Blocks: 3 (2x, last @Cleveland St. (1/4/25))
Field Goals: 10 @Milwaukee (12/29/24)
FG Att.: 19 @NKU (2/23/25)
3-Point FGs: 6 @Purdue FW (12/11/24)
3PT FG Att.: 10 @Purdue FW (12/11/24)
Free Throws: 6 (3x, last vs. UDM (11/15/25))
FT Att.: 8 @Kent State (1/16/26)
Minutes: 42 vs. Milwaukee (2/5/25)

CAREER STATISTICS

SEASON	TEAM	GP-GS	MIN/AVG	Field Goals		3-Point		F-Throws		Rebounds				Scoring						
				FG-FGA	FG%	3FG-3FGA	3FG%	FT-FTA	FT%	OFF	DEF	TOT	AVG	PF-FO	A	TO	BLK	STL	PTS	AVG
2022-23	UIINDY	29-0	336/11.6	45-96	.469	33-71	.465	9-15	.600	24	36	60	2.1	24-0	15	5	6	7	132	4.6
2023-24	UIINDY	32-1	558/17.5	34-100	.340	18-58	.310	8-17	.471	31	88	119	3.7	46-0	21	16	4	20	94	2.9
2024-25	IUIndy	32-32	1025/32.0	134-311	.431	56-149	.376	63-83	.759	76	169	245	7.7	75-2	58	47	13	35	387	12.1
2025-26	UT	29-27	911/31.4	125-257	.486	29-84	.345	63-81	.778	82	134	216	7.4	61-3	45	32	5	20	342	11.8
TOTAL FOR UT		29-27	911/31.4	125-257	.486	29-84	.345	63-81	.778	82	134	216	7.4	61-3	45	32	5	20	342	11.8
TOTAL		122-60	2830/23.2	338-764	.442	136-362	.376	143-196	.730	213	427	640	5.2	206-5	139	100	28	82	955	7.8

TOLEDO PLAYER NOTES



10 CHRIS RIDDLE • So. • F • 6-5 • 213
CHICAGO, ILL. • DePAUL

- Sitting out remainder of season due to foot surgery.
- Scored nine points and grabbed three rebounds vs. Youngstown State (Nov. 19) in first game as a Rocket.
- Sat out first four games of season due to injury.
- Appeared in 19 games and played 5.4 mpg as a freshman for DePaul.
- Averaged 1.1 ppg, 1.0 rpg and 0.2 apg for the Blue Demons.
- Shot 62.5% (5-of-8) from three-point range his freshman year.
- Scored first collegiate points with season-high five points and three rebounds against Prairie View A&M (Nov. 7).
- Scored three points and grabbed two boards in 10 minutes vs. No. 10 St. John's (Feb. 19)
- Played career-high 19 minutes and recorded two steals and a block against Creighton (Feb. 26).
- Three-star rated recruit by ESPN.com and No. 6-rated player in Illinois by 247Sports out of Kenwood Academy in Chicago, Ill.
- Ranked in Top 50 nationally at his position by 247Sports in high school.
- Rated as No. 4 player in Illinois by Chicago Sun-Times.

GAME-BY-GAME STATISTICS

#10 RIDDLE, Chris

Opponent	Date	GS	MIN	Total		3-Pointers		Free throws		Rebounds				PF	A	TO	BLK	STL	PTS	AVG
				FG-FGA	PCT	3FG-3FGA	PCT	FT-FTA	PCT	OFF	DEF	TOT	AVG							
Youngstown St.	11/19/2025		19:05	4-7	.571	1-4	.250	0-0	.000	0	3	3	3.0	1	3	3	0	0	9	9.0
vs Troy	11/24/2025		15:08	1-1	1.000	0-0	.000	0-0	.000	1	1	2	2.5	2	2	1	0	0	2	5.5
vs Belmont	11/26/2025		04:42	1-2	.500	0-1	.000	0-0	.000	0	1	1	2.0	0	0	1	0	0	2	4.3
Totals		0	38:55	6-10	.600	1-5	.200	0-0	.000	1	5	6	2.0	3	5	5	0	0	13	4.3

SEASON HIGHS

- Points:** 9 vs. YSU (11/19/25)
- Rebounds:** 3 vs. YSU (11/19/25)
- Assists:** 3 vs. YSU (11/19/25)
- Steals:** None
- Blocks:** None
- Field Goals:** 4 vs. YSU (11/19/25)
- FG Att.:** 7 vs. YSU (11/19/25)
- 3PTFGs:** 1 vs. YSU (11/19/25)
- 3PTFG Att.:** 4 vs. YSU (11/19/25)
- Free Throws:** None.
- FT Att.:** None.
- Minutes:** 19 vs. YSU (11/19/25)

CAREER HIGHS

- Points:** 9 vs. YSU (11/19/25)
- Rebounds:** 3 (4x, last vs. YSU (11/19/25))
- Assists:** 3 vs. YSU (11/19/25)
- Steals:** 2 at Creighton (2/26/25)
- Blocks:** 1 (4x, last @Creighton (2/26/25))
- Field Goals:** 4 vs. YSU (11/19/25)
- FG Att.:** 7 vs. YSU (11/19/25)
- 3PTFGs:** 1 (6x, last vs. YSU (11/19/25))
- 3PTFG Att.:** 4 vs. YSU (11/19/25)
- Free Throws:** 1 vs. Valparaiso (11/29/24)
- FT Att.:** 2 (2x, last @Marquette (2/11/25))
- Minutes:** 19 vs. YSU (11/19/25)

CAREER STATISTICS

SEASON	TEAM	GP-GS	MIN/AVG	Field Goals		3-Point		F-Throws		Rebounds				Scoring						
				FG-FGA	FG%	3FG-3FGA	3FG%	FT-FTA	FT%	OFF	DEF	TOT	AVG	PF-FO	A	TO	BLK	STL	PTS	AVG
2024-25	DePaul	19-0	102/5.4	7-12	.583	5-8	.625	1-6	.167	3	16	19	1.0	7-0	4	7	4	5	20	1.1
2025-26	UT	3-0	39/13.0	6-10	.600	1-5	.200	0-0	.000	1	5	6	2.0	3-0	5	5	0	0	13	4.3
TOTAL FOR UT		3-0	39/13.0	6-10	.600	1-5	.200	0-0	.000	1	5	6	2.0	3-0	5	5	0	0	13	4.3
TOTAL		22-0	141/6.4	13-22	.591	6-13	.462	1-6	.167	4	21	25	1.1	10-0	9	12	4	5	33	1.5

TOLEDO PLAYER NOTES



11 **WILL JAMES JR. • FR. • G • 6-4 • 185**
HOLLY SPRINGS, N.C. • HOLLY SPRINGS HS

- Possesses a 55.3 FG% (21/38) and 66.7 three-point FG% (4/6) in MAC play.
- Scored season-high 13 points and dished out four assists vs. Eastern Michigan (Feb. 21).
- Tallied 12 points, six rebounds and six assists in season-high 24 minutes vs. Central State (Dec. 1).
- Tallied 10 points and five rebounds at Bowling Green (Feb. 14).
- Scored 10 points on 3-of-3 shooting and grabbed three rebounds vs. Youngstown St. (Nov. 19).
- Earned second-team all-state and District 5 Player of Year as a senior after averaging 29.5 ppg, 6.8 rpg, 5.1

apg and 1.7 spg with 54.0 FG% and 39.0 3PTFG% for Holly Springs high school.

- Averaged 23.6 ppg, 6.5 rpg and 3.5 apg and was honorable-mention all-state selection as junior.
- Two-time Southwest Wake 4A Conference Player of the Year.
- Ranks first in Holly Springs school history in points (1,652) and field goals (659) and second in assists (315) and steals (144).
- Holds Holly Springs single-season record for points (768) and is second in three-point FGs (88), third in assists (132).
- Holds Holly Springs school game record with 51 points and 18 assists.

GAME-BY-GAME STATISTICS

#11 JAMES, JR., Will

Opponent	Date	GS	MIN	Total		3-Pointers		Free throws		Rebounds				PF	A	TO	BLK	STL	PTS	AVG
				FG-FGA	PCT	3FG-3FGA	PCT	FT-FTA	PCT	OFF	DEF	TOT	AVG							
South Alabama	11/03/2025		01:07	0-0	.000	0-0	.000	0-0	.000	0	1	1	1.0	0	0	0	0	0	0	0.0
Marshall	11/08/2025		06:56	0-3	.000	0-2	.000	0-0	.000	2	0	2	1.5	0	1	0	0	2	0	0.0
at Wright St.	11/11/2025		02:59	0-0	.000	0-0	.000	0-0	.000	0	0	0	1.0	0	0	0	0	0	0.0	
Detroit Mercy	11/15/2025		03:16	1-2	.500	1-2	.500	0-0	.000	0	0	0	0.8	1	1	0	0	2	3	0.8
Youngstown St.	11/19/2025		08:35	3-3	1.000	0-0	.000	4-4	1.000	0	3	3	1.2	1	0	0	0	1	10	2.6
vs Troy	11/24/2025		04:43	0-0	.000	0-0	.000	0-0	.000	0	0	0	1.0	0	0	0	0	0	0	2.2
vs Belmont	11/26/2025		09:25	0-1	.000	0-1	.000	0-0	.000	1	0	1	1.0	1	0	1	0	0	0	1.9
Central St. (OH)	12/01/2025		24:00	5-9	.556	0-2	.000	2-2	1.000	1	5	6	1.6	2	6	4	0	1	12	3.1
at Oakland	12/06/2025		13:18	1-5	.200	0-2	.000	1-2	.500	1	1	2	1.7	1	0	1	0	0	3	3.1
at Robert Morris	12/13/2025		13:55	1-3	.333	0-0	.000	1-1	1.000	0	2	2	1.7	4	1	0	0	0	3	3.1
at Michigan St.	12/16/2025		18:35	0-1	.000	0-0	.000	1-2	.500	0	3	3	1.8	3	0	0	1	0	1	2.9
Lourdes	12/20/2025		10:27	2-3	.667	0-0	.000	0-0	.000	1	1	2	1.8	1	1	3	1	0	4	3.0
Western Mich.	12/30/2025		16:25	1-3	.333	0-1	.000	1-1	1.000	2	1	3	1.9	2	0	1	0	0	3	3.0
at Central Mich.	01/03/2026		01:43	0-0	.000	0-0	.000	0-0	.000	0	1	1	1.9	0	0	0	0	0	0	2.8
at NIU	01/06/2026		05:11	0-1	.000	0-0	.000	0-0	.000	0	1	1	1.8	0	0	0	0	0	0	2.6
Miami (OH)	01/09/2026		11:18	2-5	.400	0-0	.000	0-0	.000	0	2	2	1.8	0	1	1	0	0	4	2.7
Ohio	01/13/2026		03:46	2-2	1.000	0-0	.000	0-0	.000	0	0	0	1.7	2	0	0	0	0	4	2.8
at Kent St.	01/16/2026		06:36	1-3	.333	0-0	.000	0-0	.000	1	1	2	1.7	0	0	0	0	0	2	2.7
at Massachusetts	01/20/2026		05:44	0-0	.000	0-0	.000	0-0	.000	1	1	2	1.7	0	1	1	0	0	0	2.6
Bowling Green	01/24/2026		03:25	0-0	.000	0-0	.000	0-0	.000	0	0	0	1.7	0	0	0	0	1	0	2.5
at Akron	01/27/2026		05:35	1-2	.500	1-1	1.000	0-0	.000	0	0	0	1.6	0	1	0	0	0	3	2.5
Ball St.	01/31/2026		11:24	1-1	1.000	0-0	.000	0-0	.000	0	3	3	1.6	1	1	1	0	0	2	2.5
Kent St.	02/03/2026		02:33	0-1	.000	0-0	.000	0-0	.000	1	2	3	1.7	0	0	0	0	0	0	2.3
at James Madison	02/07/2026		07:02	1-2	.500	0-0	.000	0-0	.000	0	1	1	1.7	0	0	0	0	0	2	2.3
at Western Mich.	02/11/2026		09:13	1-1	1.000	1-1	1.000	0-0	.000	0	1	1	1.6	1	1	0	0	0	3	2.4
at Bowling Green	02/14/2026		22:15	3-5	.600	2-2	1.000	2-2	1.000	2	3	5	1.8	2	1	0	0	2	10	2.7
Eastern Mich.	02/21/2026		15:09	5-7	.714	0-0	.000	3-3	1.000	0	1	1	1.7	1	4	1	0	1	13	3.0
NIU	02/24/2026		13:58	2-3	.667	0-1	.000	0-0	.000	0	2	2	1.8	2	0	1	0	1	4	3.1
at Ohio	02/28/2026		14:04	2-4	.500	0-0	.000	0-0	.000	0	2	2	1.8	1	1	0	0	0	4	3.1
Totals		0	272:35	35-70	.500	5-15	.333	15-17	.882	13	38	51	1.8	26	21	15	2	11	90	3.1

SEASON HIGHS

- Points:** 13 vs. Eastern Michigan (2/21/26)
- Rebounds:** 6 vs. Central State (12/1/25)
- Assists:** 6 vs. Central State (12/1/25)
- Steals:** 2 (3x, last @BGSU (2/14/26))
- Blocks:** 1 (2x, last vs. Lourdes (12/20/25))
- Field Goals:** 5 (2x, last vs. EMU (2/21/26))
- FG Att.:** 9 vs. Central State (12/1/25)
- 3PTFGs:** 2 @Bowling Green (2/14/26)
- 3PTFG Att.:** 2 (5x, last @BGSU (2/14/26))
- Free Throws:** 4 vs. YSU (11/19/25)
- FT Att.:** 4 vs. YSU (11/19/25)
- Minutes:** 24 vs. Central State (12/1/25)

CAREER STATISTICS

SEASON	TEAM	GP-GS	MIN/AVG	Field Goals		3-Point		F-Throws		Rebounds				Scoring						
				FG-FGA	FG%	3FG-3FGA	3FG%	FT-FTA	FT%	OFF	DEF	TOT	AVG	PF-FO	A	TO	BLK	STL	PTS	AVG
2025-26	UT	29-0	273/9.4	35-70	.500	5-15	.333	15-17	.882	13	38	51	1.8	26-0	21	15	2	11	90	3.1
TOTAL		29-0	273/9.4	35-70	.500	5-15	.333	15-17	.882	13	38	51	1.8	26-0	21	15	2	11	90	3.1

TOLEDO PLAYER NOTES



21

LONDON PRAYTOR • FR. • F • 7-0 • 205
COLORADO SPRINGS, COLO. • LIBERTY HS

- Registered first career double-double with season-high 12 points and season-best 12 boards on 6-of-8 shooting in season-high 12 minutes vs. Central State (Dec. 1).
- Scored seven points in 10 minutes at No. 9 Michigan State (Dec. 16).
- Scored five points in collegiate debut vs. South Alabama (Nov. 3).
- Honorable-mention Class 6A all-state selection as senior.
- Averaged 14.9 ppg, 9.5 rpg, and 3.2 bpg as junior to earn 6A CMSL Player of the Year and first-team all-

conference honors.

GAME-BY-GAME STATISTICS

#21 PRAYTOR, London

Opponent	Date	GS	MIN	Total		3-Pointers		Free throws		Rebounds				PF	A	TO	BLK	STL	PTS	AVG
				FG-FGA	PCT	3FG-3FGA	PCT	FT-FTA	PCT	OFF	DEF	TOT	AVG							
South Alabama	11/03/2025		07:05	2-5	.400	1-4	.250	0-0	.000	0	0	0	0.0	0	0	0	0	0	5	5.0
Marshall	11/08/2025		09:59	1-6	.167	1-4	.250	0-0	.000	1	0	1	0.5	0	0	0	0	1	3	4.0
Detroit Mercy	11/15/2025		01:16	0-0	.000	0-0	.000	0-0	.000	0	1	1	0.7	0	0	0	0	0	0	2.7
Youngstown St.	11/19/2025		00:53	0-0	.000	0-0	.000	0-0	.000	0	0	0	0.5	0	0	0	0	0	2.0	
vs Troy	11/24/2025		00:24	0-0	.000	0-0	.000	0-0	.000	0	0	0	0.4	0	0	0	0	0	1.6	
vs Belmont	11/26/2025		00:46	0-0	.000	0-0	.000	0-0	.000	0	0	0	0.3	0	0	0	0	0	1.3	
Central St. (OH)	12/01/2025		12:21	6-8	.750	0-1	.000	0-0	.000	5	7	12	2.0	0	1	2	0	12	2.9	
at Robert Morris	12/13/2025		02:42	0-0	.000	0-0	.000	0-0	.000	0	0	0	1.8	1	0	0	0	0	2.5	
at Michigan St.	12/16/2025		10:07	1-3	.333	1-2	.500	4-4	1.000	0	0	0	1.6	0	1	0	1	7	3.0	
Lourdes	12/20/2025		14:41	1-3	.333	0-1	.000	0-0	.000	3	7	10	2.4	1	2	0	0	2	2.9	
Western Mich.	12/30/2025		02:50	0-2	.000	0-2	.000	0-0	.000	0	1	1	2.3	0	2	1	0	0	2.6	
Ohio	01/13/2026		01:15	0-0	.000	0-0	.000	0-0	.000	0	0	0	2.1	0	1	0	0	0	2.4	
Ball St.	01/31/2026		03:04	1-1	1.000	1-1	1.000	0-0	.000	0	0	0	1.9	0	1	0	0	3	2.5	
at James Madison	02/07/2026		01:38	0-1	.000	0-1	.000	0-0	.000	0	0	0	1.8	2	0	0	0	0	2.3	
Eastern Mich.	02/21/2026		03:14	1-2	.500	0-1	.000	2-2	1.000	0	1	1	1.7	0	0	0	0	4	2.4	
Totals		0	72:15	13-31	.419	4-17	.235	6-6	1.000	9	17	26	1.7	4	4	4	4	1	36	2.4

SEASON HIGHS

- Points:** 12 vs. Central State (12/1/25)
- Rebounds:** 12 vs. Central State (12/1/25)
- Assists:** 2 vs. Lourdes (12/20/25)
- Steals:** 1 vs. Marshall (11/8/25)
- Blocks:** 2 vs. Central State (12/1/25)
- Field Goals:** 6 vs. Central St. (12/1/25)
- FG Att.:** 8 vs. Central State (12/1/25)
- 3PTFGs:** 1 (3x, last @MSU (12/16/25)
- 3PTFG Att.:** 4 (2x, last vs. Marshall (11/8/25)
- Free Throws:** 4 @Michigan St. (12/16/25)
- FT Att.:** 4 @Michigan St. (12/16/25)
- Minutes:** 12 vs. Central State (12/1/25)

CAREER STATISTICS

SEASON	TEAM	GP-GS	MIN/AVG	Field Goals		3-Point		F-Throws		Rebounds				Scoring						
				FG-FGA	FG%	3FG-3FGA	3FG%	FT-FTA	FT%	OFF	DEF	TOT	AVG	PF	FO	A	TO	BLK	STL	PTS
2025-26	UT	15-0	72/4.8	13-31	.419	4-17	.235	6-6	1.000	9	17	26	1.7	4-0	4	4	4	1	36	2.4
TOTAL		15-0	72/4.8	13-31	.419	4-17	.235	6-6	1.000	9	17	26	1.7	4-0	4	4	4	1	36	2.4

TOLEDO PLAYER NOTES



22 TYLER ODE • So. • G • 6-5 • 195
SAGINAW, MICH. • SAGINAW HERITAGE

- Scored career-high five points vs. Central State (Dec. 1).
- Scored only points last season with three-pointer vs. UC San Diego (Nov. 23).
- Grabbed season-high three rebounds and two steals last year vs. Defiance (Dec. 7).
- Named to Associated Press All-State First-Team as senior and junior.
- Earned spot on Detroit News and Detroit Free Press All-State Dream Team as senior.
- Finished second in voting for 2024 Michigan Mr. Basketball.
- Named MLive.com Saginaw Player of the Year as senior and junior.
- All-conference selection as sophomore, junior and senior.
- Averaged 22.0, 9.0 rpg and 5.0 apg as senior and led Hawks to first-ever district title and second-ever Saginaw Valley League championship.
- Tallied 21.0 ppg, 8.0 rpg and 4.0 apg as junior and 24.0 ppg, 6.0 rpg and 2.5 apg as sophomore.
- All-time leading scorer at Saginaw Heritage with 1,643 points.
- Holds school records for points (43) and rebounds in a game (19).

GAME-BY-GAME STATISTICS

#22 ODE, Tyler

Opponent	Date	GS	MIN	Total		3-Pointers		Free throws		Rebounds				PF	A	TO	BLK	STL	PTS	AVG
				FG-FGA	PCT	3FG-3FGA	PCT	FT-FTA	PCT	OFF	DEF	TOT	AVG							
South Alabama	11/03/2025		08:17	0-1	.000	0-1	.000	0-0	.000	0	0	0	0.0	2	0	0	0	0	0	0.0
Marshall	11/08/2025		12:24	1-4	.250	1-3	.333	0-0	.000	2	0	2	1.0	0	1	0	0	2	3	1.5
at Wright St.	11/11/2025		01:53	0-0	.000	0-0	.000	0-0	.000	0	0	0	0.7	0	0	0	0	0	1.0	
Detroit Mercy	11/15/2025		01:20	0-0	.000	0-0	.000	0-0	.000	0	0	0	0.5	0	0	0	0	0	0.8	
Youngstown St.	11/19/2025		00:56	0-0	.000	0-0	.000	0-0	.000	0	0	0	0.4	1	0	0	0	0	0.6	
vs Belmont	11/26/2025		02:35	0-1	.000	0-1	.000	0-0	.000	0	0	0	0.3	1	0	0	0	0	0.5	
Central St. (OH)	12/01/2025		07:26	2-2	1.000	1-1	1.000	0-0	.000	0	0	0	0.3	0	0	0	0	5	1.1	
Lourdes	12/20/2025		03:08	1-3	.333	0-2	.000	0-0	.000	0	0	0	0.3	0	1	0	0	2	1.3	
Ohio	01/13/2026		02:10	0-0	.000	0-0	.000	0-0	.000	0	0	0	0.2	1	0	0	0	0	1.1	
at Kent St.	01/16/2026		01:05	0-0	.000	0-0	.000	0-0	.000	0	0	0	0.2	0	0	0	0	0	1.0	
Ball St.	01/31/2026		01:16	0-0	.000	0-0	.000	0-0	.000	0	0	0	0.2	0	0	0	0	0	0.9	
at Western Mich.	02/11/2026		00:14	0-0	.000	0-0	.000	0-0	.000	0	0	0	0.2	0	0	0	0	0	0.8	
Eastern Mich.	02/21/2026		01:39	0-0	.000	0-0	.000	0-0	.000	0	0	0	0.2	0	0	0	0	0	0.8	
Totals		0	44:22	4-11	.364	2-8	.250	0-0	.000	2	0	2	0.2	5	2	0	0	4	10	0.8

SEASON HIGHS

- Points:** 5 vs. Central State (12/1/25)
- Rebounds:** 2 vs. Marshall (11/8/25)
- Assists:** 1 vs. Marshall (11/8/25)
- Steals:** 2 (2x, last vs. Lourdes (12/20/25))
- Blocks:** None
- Field Goals:** 2 vs. Central State (12/1/25)
- FG Att.:** 4 vs. Marshall (11/8/25)
- 3PTFGs:** 1 (2x, last vs. Central St. (12/1/25))
- 3PT FG Att.:** 3 vs. Marshall (11/8/25)
- Free Throws:** None
- FT Att.:** None
- Minutes:** 12 vs. Marshall (11/8/25)

CAREER HIGHS

- Points:** 5 vs. Central State (12/1/25)
- Rebounds:** 3 vs. Defiance (12/7/24)
- Assists:** 1 (3x, last vs. Marshall (11/8/25))
- Steals:** 2 (3x, last vs. Lourdes (12/20/25))
- Blocks:** None
- Field Goals:** 2 vs. Central State (12/1/25)
- FG Att.:** 4 vs. Marshall (11/8/25)
- 3PTFGs:** 1 (3x, last vs. Central St. (12/1/25))
- 3PTFG Att.:** 3 (2x, last vs. Marshall (11/8/25))
- Free Throws:** N/A
- FT Att.:** N/A
- Minutes:** 18 vs. Defiance (12/7/24)

CAREER STATISTICS

SEASON	TEAM	GP-GS	MIN/AVG	Field Goals		3-Point		F-Throws		Rebounds				Scoring						
				FG-FGA	FG%	3FG-3FGA	3FG%	FT-FTA	FT%	OFF	DEF	TOT	AVG	PF	FO	A	TO	BLK	STL	PTS
2024-25	UT	12-0	52/4.4	1-7	.143	1-6	.167	0-0	.000	1	3	4	0.3	3-0	2	2	0	2	3	0.3
2025-26	UT	13-0	44/3.4	4-11	.364	2-8	.250	0-0	.000	2	0	2	0.2	5-0	2	0	0	4	10	0.8
TOTAL		25-0	97/3.9	5-18	.278	3-14	.214	0-0	.000	3	3	6	0.2	8-0	4	2	0	6	13	0.5

TOLEDO PLAYER NOTES



23 PHOENIX GLASSNOR • FR. • G • 6-0 • 175
 PORT HURON, MICH. • WARREN DE LA SALLE HS

- Scored seven points on 3-of-5 shooting in 10 minutes at Oakland (Dec. 6) in Rocket debut.
- Tallied season-high nine points vs. Lourdes (Dec. 20).
- Two-time first-team all-state selection at Warren De La Salle High School.
- Averaged 28.2 ppg, 4.0 apg, 3.5 rpg, 2.3 spg as senior with 41.0 three-point FG% and 96.0 FT%.
- Averaged 21.0 ppg, 3.5 rpg, 4.0 apg and 1.8 spg as junior.
- Holds school record for career points.
- Tallied school-record 46 points with eight three-pointers vs. Saginaw Heritage (Dec. 10, 2024).
- Wide receiver for two state champion football team.
- Earned All-Catholic, All-CHSL and All-Academic honors as senior.

GAME-BY-GAME STATISTICS

#23 GLASSNOR, Phoenix

Opponent	Date	GS	MIN	Total		3-Pointers		Free throws		Rebounds				PF		A		TO	BLK	STL	PTS	AVG
				FG-FGA	PCT	3FG-3FGA	PCT	FT-FTA	PCT	OFF	DEF	TOT	AVG	PF	A							
at Oakland	12/06/2025		10:12	3-5	.600	1-1	1.000	0-0	.000	1	1	2	2.0	3	1	1	0	0	0	7	7.0	
at Robert Morris	12/13/2025		08:12	0-2	.000	0-1	.000	0-0	.000	0	1	1	1.5	2	1	1	0	0	0	3.5		
at Michigan St.	12/16/2025		08:23	1-2	.500	0-1	.000	0-0	.000	0	0	0	1.0	0	0	0	0	1	2	3.0		
Lourdes	12/20/2025		10:15	3-6	.500	1-3	.333	2-2	1.000	0	2	2	1.3	1	0	0	0	1	9	4.5		
Ohio	01/13/2026		01:15	0-0	.000	0-0	.000	0-0	.000	0	0	0	1.0	0	0	0	0	0	0	3.6		
Eastern Mich.	02/21/2026		01:03	0-0	.000	0-0	.000	0-0	.000	0	0	0	0.8	0	0	0	0	0	0	3.0		
Totals		0	39:20	7-15	.467	2-6	.333	2-2	1.000	1	4	5	0.8	6	2	2	0	2	18	3.0		

SEASON HIGHS

- Points:** 9 vs. Lourdes (12/20/25)
- Rebounds:** 2 (2x, last vs. Lourdes (12/20/25))
- Assists:** 1 (2x, last @RMU (12/13/25))
- Steals:** 1 vs. Lourdes (12/20/25)
- Blocks:** None
- Field Goals:** 3 (2x, last vs. Lourdes (12/20/25))
- FG Att.:** 6 vs. Lourdes (12/20/25)
- 3PTFGs:** 1 (2x, last vs. Lourdes (12/20/25))
- 3PTFG Att.:** 3 vs. Lourdes (12/20/25)
- Free Throws:** 2 vs. Lourdes (12/20/25)
- FT Att.:** 2 vs. Lourdes (12/20/25)
- Minutes:** 10 (2x, last vs. Lourdes (12/20/25))

CAREER STATISTICS

SEASON	TEAM	GP-GS	MIN/AVG	Field Goals		3-Point		F-Throws		Rebounds				Scoring						
				FG-FGA	FG%	3FG-3FGA	3FG%	FT-FTA	FT%	OFF	DEF	TOT	AVG	PF-FO	A	TO	BLK	STL	PTS	AVG
2025-26	UT	6-0	39/6.6	7-15	.467	2-6	.333	2-2	1.000	1	4	5	0.8	6-0	2	2	0	2	18	3.0
TOTAL		6-0	39/6.6	7-15	.467	2-6	.333	2-2	1.000	1	4	5	0.8	6-0	2	2	0	2	18	3.0

TOLEDO PLAYER NOTES



25 AUSTIN PARKS • JR. • C • 6-10 • 250
ST. MARY'S, OHIO • OHIO STATE

- Averaging 11.2 ppg and 5.7 rpg and leads the team with a 60.5 FG% and 41 blocked shots.
- Tallied MAC-season high 17 points vs. Kent State (Feb. 3) and at Western Michigan (Feb. 11).
- Registered a career-high five blocks vs. BGSU (Jan. 24) and BSU (Jan. 31) and has four games with four or more blocks.
- Has three double-doubles, including 11 points and career-high tying 11 rebounds at Ohio (Feb. 28).
- Scored 17 points (7-7 FG) and grabbed seven rebounds in 26 minutes vs. Detroit Mercy (Nov. 15).
- Tallied 15 points and team-high five rebounds vs. Belmont (Nov. 25)

- Scored 14 points in career-high 28 minutes at Wright State (Nov. 11).
- Appeared in 15 games and averaged 8.3 minutes per game at Ohio State last year.
- Averaged 1.3 ppg and 0.9 rpg while shooting 53.3% (8-of-15) from the floor for the Buckeyes.
- Tallied season-high six points and grabbed season-best four boards in 16 minutes vs. Rutgers (Dec. 7).
- Appeared in nine contests as a freshman at Ohio State.
- Ranked as ESPN four-star prospect and Top-10 ranked center nationally at St. Marys Memorial High School.

GAME-BY-GAME STATISTICS

#25 PARKS, Austin

Opponent	Date	GS	MIN	Total		3-Pointers		Free throws		Rebounds				PF	A	TO	BLK	STL	PTS	AVG	
				FG-FGA	PCT	3FG-3FGA	PCT	FT-FTA	PCT	OFF	DEF	TOT	AVG								
South Alabama	11/03/2025	*	18:23	2-4	.500	0-0	.000	1-1	1.000	2	1	3	3.0	2	1	1	0	1	5	5.0	
Marshall	11/08/2025	*	21:35	4-9	.444	0-1	.000	1-3	.333	3	0	3	3.0	1	2	1	0	2	9	7.0	
at Wright St.	11/11/2025	*	27:48	6-7	.857	0-0	.000	2-3	.667	0	1	1	2.3	2	1	2	0	0	14	9.3	
Detroit Mercy	11/15/2025	*	25:56	7-7	1.000	0-0	.000	3-4	.750	2	5	7	3.5	4	3	4	0	0	17	11.3	
Youngstown St.	11/19/2025	*	23:04	3-6	.500	0-0	.000	4-5	.800	1	4	5	3.8	2	3	0	0	2	10	11.0	
vs Troy	11/24/2025	*	19:60	1-3	.333	0-1	.000	2-2	1.000	3	2	5	4.0	2	2	3	1	2	4	9.8	
vs Belmont	11/26/2025	*	19:13	5-9	.556	1-2	.500	4-6	.667	1	4	5	4.1	2	0	2	1	1	15	10.6	
Central St. (OH)	12/01/2025	*	22:09	10-11	.909	0-0	.000	7-8	.875	5	5	10	4.9	0	2	0	4	0	27	12.6	
at Oakland	12/06/2025	*	22:36	3-6	.500	0-1	.000	0-0	.000	4	4	8	5.2	2	2	0	2	0	6	11.9	
at Robert Morris	12/13/2025	*	26:07	4-10	.400	0-1	.000	5-5	1.000	2	6	8	5.5	4	0	2	2	0	13	12.0	
at Michigan St.	12/16/2025	*	20:44	1-7	.143	0-1	.000	2-3	.667	2	7	9	5.8	2	0	1	0	0	4	11.3	
Lourdes	12/20/2025	*	25:19	4-4	1.000	0-0	.000	0-0	.000	4	1	5	5.8	0	3	4	1	1	8	11.0	
Western Mich.	12/30/2025	*	16:40	1-3	.333	0-0	.000	0-4	.000	1	2	3	5.5	2	2	1	2	0	2	10.3	
at Central Mich.	01/03/2026	*	29:44	5-11	.455	0-0	.000	5-7	.714	5	6	11	5.9	3	1	2	1	0	15	10.6	
at NIU	01/06/2026	*	29:06	6-10	.600	0-0	.000	1-4	.250	1	4	5	5.9	3	2	1	1	0	13	10.8	
Miami (OH)	01/09/2026	*	27:60	2-4	.500	0-0	.000	6-6	1.000	2	3	5	5.8	3	1	2	1	0	10	10.8	
Ohio	01/13/2026	*	17:43	5-6	.833	0-0	.000	3-3	1.000	2	3	5	5.8	3	2	1	0	0	13	10.9	
at Kent St.	01/16/2026	*	31:10	5-8	.625	0-1	.000	6-6	1.000	2	1	3	5.6	5	4	3	2	1	16	11.2	
at Massachusetts	01/20/2026	*	24:05	4-5	.800	0-0	.000	6-6	1.000	2	1	3	5.5	5	1	3	1	1	14	11.3	
Bowling Green	01/24/2026	*	30:28	4-8	.500	0-0	.000	6-6	1.000	3	3	6	5.5	2	0	2	5	0	14	11.5	
at Akron	01/27/2026	*	21:13	3-4	.750	1-1	1.000	1-3	.333	1	1	2	5.3	1	1	2	1	0	8	11.3	
Ball St.	01/31/2026	*	28:59	1-3	.333	0-1	.000	4-4	1.000	1	3	4	5.3	4	1	4	5	1	6	11.0	
Kent St.	02/03/2026	*	29:06	8-11	.727	0-0	.000	1-2	.500	3	5	8	5.4	1	2	0	0	0	17	11.3	
at James Madison	02/07/2026	*	24:02	5-5	1.000	0-0	.000	1-2	.500	2	2	4	5.3	5	3	1	1	1	11	11.3	
at Western Mich.	02/11/2026	*	30:56	8-9	.889	0-0	.000	1-4	.250	0	4	4	5.3	2	4	1	3	1	17	11.5	
at Bowling Green	02/14/2026	*	24:37	1-5	.200	0-0	.000	0-0	.000	3	6	9	5.4	3	0	2	1	0	2	11.2	
Eastern Mich.	02/21/2026	*	26:38	3-3	1.000	0-0	.000	4-6	.667	1	5	6	5.4	2	3	2	2	3	10	11.1	
NIU	02/24/2026	*	29:44	6-12	.500	0-0	.000	2-4	.500	1	5	6	5.5	4	4	2	4	0	14	11.2	
at Ohio	02/28/2026	*	26:42	4-10	.400	1-1	1.000	2-4	.500	1	10	11	5.7	1	1	2	0	1	11	11.2	
Totals			29	721:45	121-200	.605	3-11	.273	80-111	.721	60	104	164	5.7	72	51	51	41	18	325	11.2

SEASON HIGHS

- Points:** 27 vs. Central State (12/1/25)
- Rebounds:** 11 (2x, last @Ohio (2/28/26))
- Assists:** 4 (3 times, last vs. NIU (2/24/26))
- Steals:** 3 vs. Eastern Michigan (2/21/26)
- Blocks:** 5 (2x, last vs. Ball State (1/31/26))
- Field Goals:** 10 vs. Central St. (12/1/25)
- FG Att.:** 12 vs. Northern Illinois (2/24/26)
- 3PTFGs:** 1 (3x, last @Ohio (2/28/26))
- 3PTFG Att.:** 2 vs. Belmont (11/26/25)
- Free Throws:** 7 vs. Central St. (12/1/25)
- FT Att.:** 8 vs. Central State (12/1/25)
- Minutes:** 31 @Kent State (1/16/26)

CAREER HIGHS

- Points:** 27 vs. Central State (12/1/25)
- Rebounds:** 11 @Central Mich. (1/3/26)
- Assists:** 4 (3 times, last vs. NIU (2/24/26))
- Steals:** 3 vs. Eastern Michigan (2/21/26)
- Blocks:** 5 (2x, last vs. Ball State (1/31/26))
- Field Goals:** 10 vs. Central St. (12/1/25)
- FG Att.:** 12 vs. Northern Illinois (2/24/26)
- 3PTFGs:** 1 (2x, last @Akron (1/27/26))
- 3PTFG Att.:** 2 vs. Belmont (11/26/25)
- Free Throws:** 7 vs. Central St. (12/1/25)
- FT Att.:** 8 vs. Central State (12/1/25)
- Minutes:** 31 @Kent State (1/16/26)

CAREER STATISTICS

SEASON	TEAM	GP-GS	MIN/AVG	Field Goals		3-Point		F-Throws		Rebounds				Scoring						
				FG-FGA	FG%	3FG-3FGA	3FG%	FT-FTA	FT%	OFF	DEF	TOT	AVG	PF-FO	A	TO	BLK	STL	PTS	AVG
2023-24	OSU	9-0	20/2.2	1-1	1.000	0-0	.000	1-2	.500	0	5	5	0.6	3-0	1	1	0	1	3	0.3
2024-25	OSU	15-0	124/8.3	8-15	.533	0-1	.000	4-8	.500	7	6	13	0.9	19-0	5	5	1	2	20	1.3
2025-26	UT	29-29	722/24.9	121-200	.605	3-11	.273	80-111	.721	60	104	164	5.7	72-3	51	51	41	18	325	11.2
TOTAL FOR UT		29-29	722/24.9	121-200	.605	3-11	.273	80-111	.721	60	104	164	5.7	72-3	51	51	41	18	325	11.2
TOTAL		53-29	866/16.3	130-216	.602	3-12	.250	85-121	.702	67	115	182	3.4	94-3	57	57	42	21	348	6.6

TOLEDO PLAYER NOTES



32 JAYLAN OUWINGA • So. • F • 6-9 • 210 GRAND RAPIDS, MICH. • GRAND RAPIDS CHRISTIAN

- Tied career high with 14 points and grabbed seven rebounds at Oakland (Dec. 6).
- Scored in double digits in career-high three straight games with MAC-career best 13 points at Akron (Jan. 27), 10 points and career-high tying nine rebounds vs. BSU (Jan. 31), and 10 points vs. KSU (Feb. 3).
- Scored eight points vs. Kent State (Jan. 16) and Bowling Green (Jan. 24).
- Scored eight points and tied career best with four blocks vs. Troy (Nov. 24).
- Tallied six points, four rebounds and two assists and started season opener vs. South Alabama (Nov. 3).
- Appeared in 32 of 33 games as a freshman, averaging 11.4 mpg and starting 12 contests.
- Averaged 2.9 ppg and 1.8 rpg while shooting 50.7% from field, including 5-of-10 from three-point range.
- Ranked fourth on team with 15 blocked shots.
- Tallied season-high 14 points, five rebounds, two blocked shots and two steals in 21 minutes at Troy (Nov. 4).
- Blocked season-high four shots vs. Wright State (Nov. 13).
- Scored MAC season high of seven points vs. Buffalo (Feb. 4) and Eastern Michigan (Feb. 15).
- Registered nine points and grabbed three boards vs. Jacksonville State (Nov. 22).
- Named to Basketball Coaches of Michigan's all-state team and to Associated Press Division II all-state team as senior in high school.
- All-conference selection as junior and senior.

GAME-BY-GAME STATISTICS

#32 OUWINGA, Jaylan

Opponent	Date	GS	MIN	Total		3-Pointers		Free throws		Rebounds				PF	A	TO	BLK	STL	PTS	AVG
				FG-FGA	PCT	3FG-3FGA	PCT	FT-FTA	PCT	OFF	DEF	TOT	AVG							
South Alabama	11/03/2025	*	24:41	3-4	.750	0-1	.000	0-0	.000	2	2	4	4.0	1	2	2	0	0	6	6.0
Marshall	11/08/2025	*	20:25	0-3	.000	0-0	.000	0-0	.000	0	3	3	3.5	2	0	1	2	2	0	3.0
at Wright St.	11/11/2025		14:38	2-3	.667	1-1	1.000	0-2	.000	1	0	1	2.7	1	0	1	0	1	5	3.7
Detroit Mercy	11/15/2025		15:19	1-2	.500	0-1	.000	0-0	.000	0	3	3	2.8	2	0	1	1	0	2	3.3
Youngstown St.	11/19/2025		15:36	3-3	1.000	1-1	1.000	0-0	.000	0	1	1	2.4	2	1	2	0	0	7	4.0
vs Troy	11/24/2025		21:39	3-8	.375	0-1	.000	2-2	1.000	2	2	4	2.7	2	2	1	4	0	8	4.7
vs Belmont	11/26/2025		24:29	2-5	.400	1-3	.333	0-0	.000	0	3	3	2.7	0	1	1	1	1	5	4.7
Central St. (OH)	12/01/2025		17:47	3-10	.300	0-1	.000	0-0	.000	4	5	9	3.5	1	0	1	2	0	6	4.9
at Oakland	12/06/2025		26:59	7-10	.700	0-1	.000	0-1	.000	2	5	7	3.9	3	3	1	1	0	14	5.9
at Robert Morris	12/13/2025		16:10	1-4	.250	1-2	.500	0-0	.000	0	2	2	3.7	1	1	0	0	1	3	5.6
at Michigan St.	12/16/2025		24:46	2-7	.286	1-3	.333	0-0	.000	1	2	3	3.6	2	0	1	0	2	5	5.5
Lourdes	12/20/2025		18:03	5-8	.625	0-0	.000	2-2	1.000	0	1	1	3.4	0	1	1	0	0	12	6.1
Western Mich.	12/30/2025		17:37	0-3	.000	0-2	.000	0-0	.000	0	2	2	3.3	1	1	1	0	0	0	5.6
at Central Mich.	01/03/2026		09:27	1-3	.333	0-1	.000	1-2	.500	1	1	2	3.2	0	0	0	0	0	3	5.4
at NIU	01/06/2026		11:48	1-3	.333	0-1	.000	0-0	.000	1	2	3	3.2	0	0	0	2	0	2	5.2
Miami (OH)	01/09/2026		11:43	1-4	.250	0-0	.000	2-3	.667	1	0	1	3.1	0	0	0	0	0	4	5.1
Ohio	01/13/2026		23:25	2-5	.400	1-2	.500	0-0	.000	0	6	6	3.2	1	0	1	0	2	5	5.1
at Kent St.	01/16/2026		18:25	3-5	.600	0-0	.000	2-2	1.000	1	1	2	3.2	3	1	1	0	0	8	5.3
at Massachusetts	01/20/2026		22:53	1-3	.333	0-0	.000	2-2	1.000	0	4	4	3.2	0	0	1	2	0	4	5.2
Bowling Green	01/24/2026		15:58	3-5	.600	0-0	.000	2-2	1.000	2	2	4	3.3	0	0	2	1	1	8	5.4
at Akron	01/27/2026		26:09	5-8	.625	1-2	.500	2-2	1.000	1	0	1	3.1	0	1	1	1	0	13	5.7
Ball St.	01/31/2026		18:52	5-9	.556	0-2	.000	0-0	.000	2	7	9	3.4	3	0	0	0	0	10	5.9
Kent St.	02/03/2026		18:47	4-6	.667	2-3	.667	0-0	.000	1	0	1	3.3	4	1	0	2	0	10	6.1
at James Madison	02/07/2026		26:53	2-4	.500	0-0	.000	0-2	.000	0	4	4	3.3	1	1	4	1	1	4	6.0
at Western Mich.	02/11/2026		16:54	5-7	.714	0-1	.000	1-2	.500	1	2	3	3.3	3	0	1	0	1	11	6.2
at Bowling Green	02/14/2026		13:12	2-3	.667	0-0	.000	0-0	.000	1	3	4	3.3	3	0	1	2	0	4	6.1
Eastern Mich.	02/21/2026		18:57	4-5	.800	0-1	.000	0-4	.000	0	5	5	3.4	3	1	2	1	0	8	6.2
NIU	02/24/2026		16:12	1-6	.167	0-2	.000	0-0	.000	1	2	3	3.4	2	1	0	1	0	2	6.0
at Ohio	02/28/2026		17:55	3-5	.600	1-1	1.000	0-0	.000	1	2	3	3.4	2	0	0	1	1	7	6.1
Totals		2	545:41	75-151	.497	10-33	.303	16-28	.571	26	72	98	3.4	45	18	27	26	13	176	6.1

SEASON HIGHS

- Points:** 14 @Oakland (12/6/25)
- Rebounds:** 9 (2x, last vs. Ball St. (1/31/26))
- Assists:** 3 @Oakland (12/6/25)
- Steals:** 2 (3x, last vs. Ohio (1/13/26))
- Blocks:** 4 vs. Troy (11/24/25)
- Field Goals:** 7 @Oakland (12/6/25)
- FG Att.:** 10 (2x, last @Oakland (12/6/25))
- 3PTFGs:** 2 vs. Kent State (2/3/26)
- 3PTFG Att.:** 3 (3x, last vs. KSU (2/3/26))
- Free Throws:** 2 (7x, last @Akron (1/27/26))
- FT Att.:** 4 vs. Eastern Michigan (2/21/26)
- Minutes:** 27 (2x, last @JMU (2/7/26))

CAREER HIGHS

- Points:** 14 (2x, last @Oakland (12/6/25))
- Rebounds:** 9 (2x, last vs. Ball St. (1/31/26))
- Assists:** 3 (2x, last @Oakland (12/6/25))
- Steals:** 2 (5x, last vs. Ohio (1/13/26))
- Blocks:** 4 (2x, last vs. Troy (11/24/25))
- Field Goals:** 7 @Oakland (12/6/25)
- FG Att.:** 10 (2x, last @Oakland (12/6/25))
- 3PTFGs:** 2 vs. Kent State (2/3/26)
- 3PTFG Att.:** 3 (3x, last vs. KSU (2/3/26))
- Free Throws:** 5 @Troy (11/4/24)
- FT Att.:** 5 @Troy (11/4/24)
- Minutes:** 27 (3x, last @JMU (2/7/26))

CAREER STATISTICS

SEASON	TEAM	GP-GS	MIN/AVG	Field Goals		3-Point		F-Throws		Rebounds				Scoring						
				FG-FGA	FG%	3FG-3FGA	3FG%	FT-FTA	FT%	OFF	DEF	TOT	AVG	PF-FO	A	TO	BLK	STL	PTS	AVG
2024-25	UT	32-12	364/11.4	37-73	.507	5-10	.500	15-23	.652	16	43	59	1.8	48-1	15	16	15	9	94	2.9
2025-26	UT	29-2	546/18.8	75-151	.497	10-33	.303	16-28	.571	26	72	98	3.4	45-0	18	27	26	13	176	6.1
TOTAL		61-14	910/14.9	112-224	.500	15-43	.349	31-51	.608	42	115	157	2.6	93-1	33	43	41	22	270	4.4

2025-26 GAME-BY-GAME TEAM STATISTICS

Opponent	FG-FGA	FG%	3FG-FGA	3FG%	FT-FTA	FT%	O-D-T	PF	PTS	AST	TO	BLK	STL
@TOLEDO South Alabama	26-55 32-58	47.3% 55.2%	15-33 7-19	45.4% 36.8%	7-9 5-13	77.8% 38.5%	6-20-26 11-25-36	12 16	74 76	21 16	11 10	2 1	5 7
@TOLEDO Marshall	26-64 31-63	40.6% 49.2%	6-19 15-37	31.6% 40.5%	15-19 8-12	78.9% 66.7%	15-22-37 14-25-39	16 15	73 85	16 23	14 15	2 7	11 8
TOLEDO @Wright State	31-55 26-47	56.4% 55.3%	5-10 6-16	50.0% 37.5%	14-19 13-15	73.7% 86.7%	13-15-28 6-15-21	15 18	81 71	12 10	15 19	1 5	11 8
@TOLEDO Detoit Mercy	31-59 32-71	52.5% 45.1%	7-25 8-25	28.0% 32.0%	21-30 11-17	70.0% 64.7%	11-28-39 15-22-37	17 24	90 83	20 13	14 12	3 2	6 6
@TOLEDO Youngstown State	32-60 28-57	53.3% 49.1%	6-15 11-29	40.0% 37.9%	22-26 8-12	84.6% 66.7%	11-21-32 10-18-28	14 23	92 75	18 15	19 21	1 3	9 6
TOLEDO vs. Troy	28-61 26-65	45.9% 40.0%	6-18 5-28	33.3% 17.9%	13-17 11-14	76.5% 78.6%	12-26-38 14-25-39	15 17	75 68	16 12	11 12	7 5	11 5
TOLEDO vs. Belmont	26-59 35-60	44.1% 58.3%	11-31 15-30	35.5% 50.0%	9-13 2-3	69.2% 66.7%	6-15-21 10-29-39	11 13	72 87	13 20	12 20	2 6	9 3
@TOLEDO Central State	40-78 26-63	51.3% 39.7%	5-18 6-24	27.8% 25.0%	17-20 2-8	85.0% 25.0%	19-37-56 4-18-22	11 15	102 58	23 16	9 14	8 3	9 3
TOLEDO @Oakland	41-77 39-70	53.2% 55.7%	4-21 6-18	19.0% 33.3%	11-14 14-20	78.6% 70.0%	17-27-44 7-21-28	16 13	97 98	20 20	12 5	3 8	3 11
TOLEDO @Robert Morris	20-60 26-58	33.3% 44.8%	4-12 5-21	33.3% 23.8%	26-30 18-28	86.7% 64.3%	10-25-35 14-32-46	26 23	70 75	8 15	7 9	2 1	2 1
TOLEDO @#9 Michigan State	23-64 34-67	35.9% 50.7%	10-27 10-23	37.0% 43.5%	13-17 14-19	76.5% 73.7%	6-18-24 18-36-54	15 17	69 92	12 26	4 15	2 7	11 3
@TOLEDO Lourdes Univ.	42-72 27-70	58.3% 38.6%	8-26 7-26	30.8% 26.9%	8-9 6-7	88.9% 85.7%	13-31-44 13-18-31	6 9	100 67	29 13	11 15	3 2	8 8
@TOLEDO Western Michigan	28-65 30-69	43.1% 43.5%	4-25 9-26	16.0% 34.6%	24-36 10-14	66.7% 71.4%	21-23-44 18-24-42	17 27	84 79	10 14	10 13	4 5	6 6
TOLEDO @Central Michigan	24-60 29-60	40.0% 48.3%	4-12 8-19	33.3% 42.1%	26-32 9-12	81.3% 75.0%	13-28-41 4-24-28	12 22	78 75	13 12	7 9	1 3	4 4
TOLEDO @Northern Illinois	29-58 22-56	50.0% 39.3%	5-12 10-29	41.7% 34.5%	12-19 7-11	63.2% 63.6%	8-23-31 12-25-37	14 15	75 61	15 13	13 21	4 4	12 7
@TOLEDO Miami	24-62 34-63	38.7% 54.0%	8-18 12-31	44.4% 38.7%	17-20 7-8	85.0% 87.5%	12-21-33 8-28-36	11 17	73 87	10 16	11 10	1 5	5 7
@TOLEDO Ohio	39-63 32-64	61.9% 50.0%	7-17 9-23	41.2% 39.1%	16-17 12-19	94.1% 63.2%	11-22-33 14-13-27	19 16	101 85	22 11	9 11	0 2	9 5
TOLEDO @Kent State	28-59 27-57	47.5% 47.4%	8-19 7-24	42.1% 29.2%	20-29 26-36	69.0% 72.2%	10-19-29 13-24-37	25 27	84 87	15 16	11 9	3 3	5 7
TOLEDO @UMass	28-51 30-61	54.9% 49.2%	6-14 9-22	42.9% 40.9%	20-25 15-22	80.0% 69.2%	7-20-27 15-20-35	16 18	82 84	14 19	15 14	3 1	9 8
@TOLEDO Bowling Green	27-67 29-55	40.3% 52.7%	8-25 6-17	32.0% 35.3%	11-12 8-12	91.7% 66.7%	11-18-29 10-29-39	14 13	73 72	12 14	7 16	7 2	6 6
TOLEDO @Akron	30-56 35-68	53.6% 51.5%	11-20 10-27	55.0% 37.0%	10-13 11-14	76.9% 78.6%	7-18-25 17-20-37	12 13	81 91	18 19	15 12	2 0	9 8
@TOLEDO Ball State	27-56 16-51	48.2% 31.4%	7-23 4-21	30.4% 19.0%	12-14 19-27	85.7% 70.4%	7-28-35 11-23-34	16 13	73 55	16 7	13 14	6 2	9 6

2025-26 GAME-BY-GAME TEAM STATISTICS

Opponent	FG-FGA	FG%	3FG-FGA	3FG%	FT-FTA	FT%	O-D-T	PF	PTS	AST	TO	BLK	STL
@TOLEDO Kent State	27-62 25-66	43.5% 37.9%	6-20 10-29	30.0% 34.5%	12-15 15-21	80.0% 71.4%	12-26-38 19-25-44	18 13	72 75	15 14	11 12	3 5	9 8
TOLEDO @James Madison	28-57 25-57	49.1% 43.9%	5-17 8-27	29.4% 29.6%	10-15 15-17	66.7% 88.2%	6-21-27 12-26-38	15 17	71 73	14 14	8 14	2 6	8 4
TOLEDO @Western Michigan	32-54 28-65	59.3% 43.1%	9-19 9-26	47.4% 34.6%	17-28 14-17	60.7% 82.4%	4-26-30 12-24-36	14 20	90 79	13 13	5 8	5 3	6 3
TOLEDO @Bowling Green	25-64 28-59	39.1% 47.5%	10-24 11-21	41.7% 52.4%	10-13 13-19	76.9% 68.4%	14-26-40 9-27-36	16 14	70 80	14 13	9 7	3 6	6 7
@TOLEDO Eastern Michigan	37-55 27-59	67.3% 45.8%	6-15 6-19	40.0% 31.6%	14-22 15-17	63.6% 88.2%	4-25-29 8-20-28	12 18	94 75	19 16	9 13	3 3	9 8
@TOLEDO Northern Illinois	30-63 27-57	47.6% 47.4%	7-16 5-23	43.8% 21.7%	12-14 10-16	85.7% 62.5%	11-24-35 9-23-32	17 18	79 69	21 13	7 11	5 2	5 4
TOLEDO @Ohio	31-67 27-68	46.3% 39.7%	5-17 7-22	29.4% 31.8%	12-14 6-12	85.7% 50.0%	14-31-45 13-23-36	15 14	79 67	9 11	5 7	2 4	5 2

THE LAST TIME TOLEDO ...

Team Scoring

Score 90 points or more
Score 100 points or more
Score 50 points or less
Score 40 points or less

TOLEDO

94 - Eastern Michigan (H) - 2/21/26
101 - Ohio (H) - 1/13/26
49 - Houston (A) - 12/18/24
38 - Eastern Michigan (A) - 1/21/12

OPPONENT

91 - Akron (A) - 1/27/26
100 - Akron (N) - 3/14/25
49 - Defiance (H) - 12/7/24
36 - Northwestern Ohio (H) - 11/29/21

Team Field-Goal Shooting

Shot 60 percent or better
Shot 65 percent or better
Shoot 35 percent or lower
Shoot 30 percent or lower

TOLEDO

67.3% - Eastern Michigan (H) - 2/21/26
67.3% - Eastern Michigan (H) - 2/21/26
33.3% - Robert Morris (A) - 12/13/25
29.6% - Houston (A) - 12/18/24

OPPONENT

62.5% - Buffalo (A) - 3/1/25
70.0% - Western Michigan (A) - 1/10/17
31.4% - Ball State (H) - 1/31/26
28.8% - Defiance (H) - 12/7/24

Team Three-point Shooting

Shot 50 percent or better
Shot 60 percent or better
Shot 70 percent or better
Shot 80 percent or better
Made 12 or more 3-point field goals
Made 14 or more 3-point field goals
Didn't make a 3-point field goal

TOLEDO

55.0% - Akron (H) - 1/27/26
60.0% - Detroit Mercy (H) - 11/6/23
85.7% - Buffalo (A) - 2/10/15
85.7% - Buffalo (A) - 2/10/15
15 - South Alabama (H) - 11/3/25
15 - South Alabama (H) - 11/3/25
Oakland (H) - 12/28/05

OPPONENT

52.4% - Bowling Green (A) - 3/14/25
64.3% - Eastern Michigan (A) - 2/15/25
75.0% - Bowling Green (A) - 2/4/17
80.0% - Sacramento St. (A) - 12/23/93
12 - Miami (H) - 1/9/26
15 - Belmont (N) - 11/26/25

Team Free-Throw Shooting

Shot 85 percent or better (10 or more)
Shot 90 percent or better (10 or more)

TOLEDO

85.7% - Ohio (A) - 2/28/26
94.1% - Ohio (H) - 1/13/26

OPPONENT

88.9% - Ohio (H) - 3/7/25
90.0% - Eastern Michigan (A) - 2/15/25

Had 20 or more assists
Had 25 or more assists
Had 6 or more blocked shots
Had 8 or more blocked shots
Had 15 or more steals
Had 20 or more steals
Had 10 or fewer turnovers
Had 25 or more turnovers

TOLEDO

21 - Northern Illinois (H) - 2/24/26
29 - Lourdes (H) - 12/20/25
6 - Ball State (H) - 1/31/26
8 - Central State (H) - 12/3/25
15 - Kent State (H) - 2/2/08
21 - Oakland (H) - 11/26/77
5 - Ohio (A) - 2/28/26
26 - Chicago State (H) - 12/6/14

OPPONENT

26 - Michigan State (A) - 12/16/25
26 - Michigan State (A) - 12/16/25
6 - Bowling Green (A) - 2/14/26
8 - Oakland (A) - 12/6/25
17 - Eastern Michigan (A) - 3/7/16
None
7 - Ohio (A) - 2/28/26
27 - Northwestern Ohio (H) - 11/23/19

Had a player score 25 points
Had a player score 30 points
Had a player make 10 or more field goals
Had a player make 10 or more free throws
Had a player make 7 or more 3PTFG
Had a player pull down 12 rebounds
Had a player dish out 10 assists
Had a player block five shots
Had a player record six steals
Had a player shoot 100% from the field (minimum seven attempts)
Had a player shoot 80% from 3PT range (minimum five attempts)
Had a player shoot 100% from FT line (minimum 10 attempts)

TOLEDO

25 - Sonny Wilson vs. Ohio - 1/13/26
36 - Leroy Blyden Jr. vs. WMU - 12/30/25
12 - Leroy Blyden Jr. vs. WMU - 12/30/25
11 - Seth Hubbard vs. Akron - 3/14/25
7 - Spencer Littleton vs. Miami - 2/16/21
13 - Sean Craig vs. Miami - 1/9/26
10 - Isaiah Adams vs. Defiance - 12/7/24
5 - Austin Parks vs. Ball State - 1/31/26
6 - Ra'Heim Moss vs. App State - 2/10/24
7-7 - Austin Parks vs. Detroit Mercy - 11/15/25
80.0 (4-5) - Bryce Ford vs. EMU - 1/7/25

OPPONENT

25 - Delrecco Gillespie - Kent State (H) - 2/3/26
34 - Derek Fairley - Lourdes (H) - 12/20/25
12 - Javontae Campbell - BGSU (H) - 1/24/26
18 - RayQuawndis Mitchell - UMKC (H) - 11/21/22
9 - Kam Craft - Miami (A) - 2/11/25
13 - Delrecco Gillespie - Kent St. (A) - 1/16/26
12 - Braden Smith - Purdue (A) - 12/29/24
9 - Gabe Dynes - Youngstown St. (A) - 12/14/24
6 - Rex Pflueger - Notre Dame (A) - 11/21/19
8-8 - Hassan Washington - NIU (H) - 2/24/26
80.0 (4-5) - Kur Teng - MSU (A) - 12/16/25

10-10 - Marreon Jackson vs. Howard - 11/17/19
10-10 - Matt Morgan vs. Cornell - 12/19/18

2025-26 MISCELLANEOUS STATISTICS

	#0 Nwklo	#2 Blyden	#3 Wilson	#4 Vndrjgt	#5 Strong	#7 Craig	#10 Riddle	#11 James	#21 Praytor	#22 Ode	#25 Parks	#32 Ouwinga
SOUTH ALABAMA (11/3)	DNP	17-1-9	15-3-2	17-0-1	3-0-2	6-9-4	INJ	0-1-0	5-0-0	0-0-0	5-3-1	6-4-2
MARSHALL (11/8)	DNP	10-4-4	16-3-4	10-2-0	6-6-3	16-7-1	INJ	0-2-1	3-1-0	3-2-1	9-3-2	0-3-0
at Wright State (11/11)	DNP	9-0-4	17-7-4	15-5-1	0-0-0	21-9-2	INJ	0-0-0	DNP	0-0-0	14-1-1	5-1-0
DETROIT MERCY (11/15)	DNP	20-3-7	18-6-5	11-5-0	2-1-0	17-6-4	INJ	3-0-2	0-1-0	0-0-0	17-7-3	2-3-0
YOUNGSTOWN STATE (11/19)	DNP	18-2-5	11-3-5	7-1-1	2-0-0	18-12-0	9-3-3	10-3-0	0-0-0	0-0-0	10-5-3	7-1-1
vs. Troy (11/24)	DNP	13-2-4	23-4-1	14-2-3	2-0-0	9-11-2	2-2-2	0-0-0	0-0-0	DNP	4-5-2	8-4-2
vs. Belmont (11/26)	DNP	14-2-5	13-0-4	6-1-1	0-1-0	17-4-2	2-1-0	0-1-0	0-0-0	0-0-0	15-5-0	5-3-1
CENTRAL STATE (12/1)	4-0-0	11-3-6	11-2-3	8-2-2	2-4-2	4-4-2	INJ	12-6-6	12-12-0	5-0-0	27-10-2	6-9-0
at Oakland (12/6)	DNP	20-5-3	16-4-7	16-3-2	DNP	15-10-2	INJ	3-2-0	DNP	DNP	6-8-2	14-7-3
at Robert Morris (12/13)	DNP	8-7-2	21-1-1	7-5-1	0-0-0	15-6-1	INJ	3-2-1	0-0-0	DNP	13-8-0	3-2-1
at Michigan State (12/16)	DNP	10-1-2	29-1-5	3-2-1	0-0-1	8-2-2	INJ	1-3-0	7-0-1	DNP	4-9-0	5-3-0
LOURDES (12/20)	0-1-1	20-2-4	17-3-8	13-4-5	2-1-1	11-11-2	INJ	4-2-1	2-10-2	2-0-1	8-5-3	12-1-1
WESTERN MICHIGAN* (12/30)	DNP	36-5-1	14-8-6	15-4-0	0-2-0	14-13-0	INJ	3-3-0	0-1-0	DNP	2-3-2	0-2-1
at Central Michigan* (1/3)	DNP	10-4-5	16-6-5	23-2-1	0-1-0	11-8-1	INJ	3-2-0	DNP	DNP	15-11-1	3-2-0
at Northern Illinois* (1/6)	DNP	10-5-5	17-4-5	18-4-1	5-0-0	10-5-2	INJ	0-1-0	DNP	DNP	13-5-2	2-3-0
MIAMI* (1/9)	DNP	12-3-1	20-5-5	0-1-1	7-1-1	16-13-0	INJ	4-2-1	DNP	DNP	10-4-1	4-1-0
OHIO* (1/13)	DNP	24-5-5	25-2-4	9-1-5	6-1-2	15-10-3	INJ	4-0-0	0-0-1	0-0-0	13-5-2	5-6-0
at Kent State* (1/16)	DNP	19-6-2	15-4-6	9-1-1	6-2-1	9-6-0	INJ	2-2-0	DNP	0-0-0	16-3-4	8-2-1
at UMass* (1/20)	DNP	22-5-4	16-5-7	12-2-1	2-0-0	12-5-0	INJ	0-2-1	DNP	DNP	14-3-1	4-4-0
BOWLING GREEN* (1/24)	DNP	19-4-5	7-3-4	10-1-3	2-1-0	13-7-0	INJ	0-0-0	DNP	DNP	14-6-0	8-4-0
at Akron* (1/27)	DNP	20-5-4	22-5-8	9-1-1	2-1-1	4-9-1	INJ	3-0-1	DNP	DNP	8-2-1	13-1-1
BALL STATE* (1/31)	0-0-0	13-5-3	19-3-7	0-0-0	5-0-2	15-7-2	INJ	2-3-1	3-0-0	0-0-0	6-4-1	10-9-0
KENT STATE* (2/3)	DNP	10-4-4	14-1-5	1-2-1	13-7-1	7-5-1	INJ	0-3-0	DNP	DNP	17-8-2	10-1-1
at James Madison (2/7)	DNP	24-3-5	20-1-4	3-2-0	4-0-0	3-5-1	INJ	2-1-0	0-0-0	DNP	11-4-3	4-4-1
at Western Michigan* (2/11)	DNP	10-0-2	18-5-3	8-3-1	10-2-1	13-8-2	INJ	3-1-1	DNP	0-0-0	17-4-4	11-3-0
at Bowling Green* (2/14)	DNP	13-4-5	20-7-3	4-0-2	5-3-0	12-4-3	INJ	10-5-1	DNP	DNP	2-9-0	4-4-0
EASTERN MICHIGAN* (2/21)	0-0-0	15-6-8	15-3-1	10-0-1	6-1-0	13-5-1	INJ	13-1-4	4-1-0	0-0-0	10-6-3	8-5-1
NORTHERN ILLINOIS* (2/24)	DNP	12-7-6	17-1-7	5-1-0	14-5-0	11-7-3	INJ	4-2-0	DNP	DNP	14-6-4	2-3-1
at Ohio* (2/28)	DNP	22-9-3	21-7-1	2-1-0	5-2-2	7-8-1	INJ	4-2-1	DNP	DNP	11-11-1	7-3-0
at Miami* (3/3)												
BUFFALO* (3/6)												

Rockets' Game-by-Game Starters in 2025-26

	Wilson	VanderJagt	Strong	Ouwinga	Parks
SOUTH ALABAMA (11/3)	Wilson	VanderJagt	Strong	Ouwinga	Parks
MARSHALL (11/8)	Wilson	VanderJagt	Strong	Ouwinga	Parks
at Wright State (11/11)	Wilson	VanderJagt	Blyden Jr.	Craig	Parks
DETROIT MERCY (11/15)	Wilson	VanderJagt	Blyden Jr.	Craig	Parks
YOUNGSTOWN STATE (11/19)	Wilson	VanderJagt	Blyden Jr.	Craig	Parks
vs. Troy (11/24)	Wilson	VanderJagt	Blyden Jr.	Craig	Parks
vs. Belmont (11/26)	Wilson	VanderJagt	Blyden Jr.	Craig	Parks
CENTRAL STATE (12/1)	Wilson	VanderJagt	Blyden Jr.	Craig	Parks
at Oakland (12/6)	Wilson	VanderJagt	Blyden Jr.	Craig	Parks
at Robert Morris (12/13)	Wilson	VanderJagt	Blyden Jr.	Craig	Parks
at Michigan State (12/16)	Wilson	VanderJagt	Blyden Jr.	Craig	Parks
LOURDES (12/20)	Wilson	VanderJagt	Blyden Jr.	Craig	Parks
WESTERN MICHIGAN* (12/30)	Wilson	VanderJagt	Blyden Jr.	Craig	Parks
at Central Michigan* (1/3)	Wilson	VanderJagt	Blyden Jr.	Craig	Parks
at Northern Illinois* (1/6)	Wilson	VanderJagt	Blyden Jr.	Craig	Parks
MIAMI* (1/9)	Wilson	VanderJagt	Blyden Jr.	Craig	Parks
OHIO* (1/13)	Wilson	VanderJagt	Blyden Jr.	Craig	Parks
at Kent State* (1/16)	Wilson	VanderJagt	Blyden Jr.	Craig	Parks
at UMass* (1/20)	Wilson	VanderJagt	Blyden Jr.	Craig	Parks
BOWLING GREEN* (1/24)	Wilson	VanderJagt	Blyden Jr.	Craig	Parks
at Akron* (1/27)	Wilson	VanderJagt	Blyden Jr.	Craig	Parks
BALL STATE* (1/31)	Wilson	Strong	Blyden Jr.	Craig	Parks
KENT STATE* (2/3)	Wilson	Strong	Blyden Jr.	Craig	Parks
at James Madison (2/7)	Wilson	Strong	Blyden Jr.	Craig	Parks
at Western Michigan* (2/11)	Wilson	Strong	Blyden Jr.	Craig	Parks
at Bowling Green* (2/14)	Wilson	Strong	Blyden Jr.	Craig	Parks
EASTERN MICHIGAN* (2/21)	Wilson	Strong	Blyden Jr.	Craig	Parks
NORTHERN ILLINOIS* (2/24)	Wilson	Strong	Blyden Jr.	Craig	Parks
at Ohio* (2/28)	Wilson	Strong	Blyden Jr.	Craig	Parks
at Miami* (3/3)					
BUFFALO* (3/6)					

Battle of the Benches in 2025-26

	Final	Toledo Bench	Opp. Bench	+/-
S. ALABAMA (11/3)	74-76	28	8	+20
MARSHALL (11/8)	73-85	32	23	+9
at Wright St. (11/11)	81-71	5	27	-22
DETROIT (11/15)	90-83	7	37	-30
YSU (11/19)	92-75	28	26	+2
vs. Troy (11/24)	75-68	12	14	-2
vs. Belmont (11/26)	72-87	7	16	-9
CENTRAL ST. (12/1)	102-58	41	37	+4
at Oakland (12/6)	97-98	24	27	-3
at RMU (12/13)	70-75	6	6	Even
at MSU (12/16)	69-92	15	37	-22
LOURDES (12/20)	100-67	31	8	+23
WMU* (12/30)	84-79	3	39	-36
at CMU* (1/3)	78-75	3	22	-19
at NIU* (1/6)	75-61	7	16	-9
MIAMI* (1/9)	73-87	15	16	-1
OHIO* (1/13)	101-85	15	16	-1
at Kent State* (1/16)	84-87	16	13	+3
at UMass* (1/20)	82-84	6	21	-15
BGSU* (1/24)	73-72	10	9	+1
at Akron* (1/27)	81-91	18	22	-4
BALL STATE* (1/31)	73-55	15	26	-11
KENT STATE* (2/3)	72-75	11	20	-9
at JMU (2/7)	71-73	9	29	-20
at WMU* (2/11)	79-90	22	27	-5
at BGSU* (2/14)	70-80	18	20	-2
EMU* (2/21)	94-75	35	37	-2
NIU* (2/24)	79-69	11	19	-8
at Ohio* (2/28)	79-67	13	4	+9
at Miami* (3/3)				
BUFFALO* (3/6)				



2025-26 MAC Men's Basketball
Conference Statistics
In Conference games

Scoring Offense

	Team	G	W-L	Pts	AVG
1.	Miami (OH)	16	16-0	1395	87.19
2.	Akron	16	15-1	1368	85.50
3.	Toledo	16	10-6	1288	80.50
4.	Kent St.	16	12-4	1278	79.88
5.	Buffalo	16	6-10	1264	79.00
6.	Massachusetts	17	6-11	1335	78.53
7.	Bowling Green	17	8-9	1311	77.12
8.	Ohio	16	9-7	1211	75.69
9.	Western Mich.	16	4-12	1196	74.75
10.	Central Mich.	16	6-10	1193	74.56
11.	Eastern Mich.	16	4-12	1140	71.25
12.	Ball St.	16	5-11	1054	65.88
13.	NIU	16	4-12	1028	64.25

Scoring Defense

	Team	G	Pts	AVG
1.	Ball St.	16	1153	72.06
2.	Akron	16	1160	72.50
3.	NIU	16	1197	74.81
4.	Central Mich.	16	1198	74.88
5.	Bowling Green	17	1274	74.94
6.	Eastern Mich.	16	1215	75.94
7.	Ohio	16	1220	76.25
8.	Toledo	16	1221	76.31
	Miami (OH)	16	1221	76.31
10.	Kent St.	16	1260	78.75
11.	Buffalo	16	1270	79.38
12.	Massachusetts	17	1376	80.94
13.	Western Mich.	16	1296	81.00

Scoring Margin

	Team	G	Off	Def	Margin
1.	Akron	16	85.50	72.50	+13.00
2.	Miami (OH)	16	87.19	76.31	+10.88
3.	Toledo	16	80.50	76.31	+4.19
4.	Bowling Green	17	77.12	74.94	+2.18
5.	Kent St.	16	79.88	78.75	+1.13
6.	Central Mich.	16	74.56	74.88	-0.31
7.	Buffalo	16	79.00	79.38	-0.38
8.	Ohio	16	75.69	76.25	-0.56
9.	Massachusetts	17	78.53	80.94	-2.41
10.	Eastern Mich.	16	71.25	75.94	-4.69
11.	Ball St.	16	65.88	72.06	-6.19
12.	Western Mich.	16	74.75	81.00	-6.25
13.	NIU	16	64.25	74.81	-10.56

Free Throw Percentage

	Team	G	FTM	FTA	Pct.
1.	Akron	16	227	281	.808
2.	Toledo	16	245	323	.759
3.	Miami (OH)	16	303	402	.754
4.	Kent St.	16	314	418	.751
5.	Buffalo	16	250	337	.742
6.	Western Mich.	16	245	332	.738
7.	Ball St.	16	214	291	.735
8.	Eastern Mich.	16	207	283	.731
9.	Bowling Green	17	271	372	.728
10.	Ohio	16	251	352	.713
11.	Massachusetts	17	261	375	.696
12.	Central Mich.	16	219	318	.689
13.	NIU	16	211	319	.661

Field Goal Percentage

	Team	G	FGM	FGA	Pct.
1.	Miami (OH)	16	471	928	.508
2.	Akron	16	485	993	.488
3.	Toledo	16	466	962	.484
4.	Central Mich.	16	433	912	.475
5.	Buffalo	16	431	915	.471
6.	Massachusetts	17	468	999	.468
7.	Bowling Green	17	461	986	.468
8.	Ohio	16	425	934	.455
9.	Eastern Mich.	16	416	925	.450
10.	Western Mich.	16	414	954	.434
11.	Kent St.	16	411	957	.429
12.	Ball St.	16	362	889	.407
13.	NIU	16	349	864	.404

Field Goal Percentage Defense

	Team	G	FGM	FGA	Pct.
1.	Akron	16	403	953	.423
2.	Kent St.	16	428	967	.443
3.	Bowling Green	17	434	972	.447
4.	Miami (OH)	16	439	976	.450
5.	Eastern Mich.	16	427	947	.451
6.	Central Mich.	16	415	919	.452
7.	Toledo	16	446	978	.456
8.	Ball St.	16	396	863	.459
9.	Ohio	16	427	919	.465
10.	Massachusetts	17	445	945	.471
11.	Western Mich.	16	447	939	.476
12.	NIU	16	429	900	.477
13.	Buffalo	16	456	940	.485



2025-26 MAC Men's Basketball
Conference Statistics
In Conference games

3-Point FG Percentage

	Team	G	3FG	3FGA	Pct.
1.	Buffalo	16	152	401	.379
2.	Toledo	16	111	296	.375
3.	Akron	16	171	462	.370
4.	Massachusetts	17	138	375	.368
5.	Bowling Green	17	118	324	.364
6.	Miami (OH)	16	150	415	.361
7.	Western Mich.	16	123	342	.360
8.	Central Mich.	16	108	304	.355
9.	Kent St.	16	142	421	.337
10.	Eastern Mich.	16	101	311	.325
11.	Ball St.	16	116	361	.321
12.	Ohio	16	110	357	.308
13.	NIU	16	119	396	.301

3-Point FG Percentage Defense

	Team	G	3FG	3FGA	Pct.
1.	Eastern Mich.	16	105	329	.319
2.	Central Mich.	16	109	330	.330
3.	Miami (OH)	16	120	358	.335
4.	Akron	16	136	399	.341
5.	Kent St.	16	134	390	.344
6.	Bowling Green	17	142	410	.346
7.	NIU	16	109	313	.348
8.	Toledo	16	132	379	.348
9.	Buffalo	16	142	400	.355
10.	Western Mich.	16	142	398	.357
11.	Massachusetts	17	149	408	.365
12.	Ohio	16	103	282	.365
13.	Ball St.	16	136	369	.369

Rebounding Offense

	Team	G	Rebounds	AVG
1.	Kent St.	16	641	40.06
2.	Akron	16	605	37.81
3.	Western Mich.	16	567	35.44
4.	Bowling Green	17	599	35.24
5.	Eastern Mich.	16	557	34.81
6.	Massachusetts	17	589	34.65
7.	Miami (OH)	16	548	34.25
8.	Toledo	16	544	34.00
9.	NIU	16	538	33.63
10.	Ohio	16	526	32.88
11.	Central Mich.	16	524	32.75
12.	Buffalo	16	501	31.31
13.	Ball St.	16	488	30.50

Rebounding Defense

	Team	G	Rebounds	AVG
1.	Massachusetts	17	557	32.76
2.	Akron	16	528	33.00
3.	NIU	16	537	33.56
4.	Bowling Green	17	571	33.59
5.	Miami (OH)	16	545	34.06
6.	Kent St.	16	549	34.31
7.	Central Mich.	16	553	34.56
8.	Buffalo	16	557	34.81
9.	Western Mich.	16	563	35.19
10.	Toledo	16	564	35.25
11.	Eastern Mich.	16	565	35.31
12.	Ball St.	16	566	35.38
13.	Ohio	16	572	35.75

Rebounding Margin

	Team	G	Team	AVG	Opp.	AVG	Margin
1.	Kent St.	16	641	40.06	549	34.31	+5.75
2.	Akron	16	605	37.81	528	33.00	+4.81
3.	Massachusetts	17	589	34.65	557	32.76	+1.88
4.	Bowling Green	17	599	35.24	571	33.59	+1.65
5.	Western Mich.	16	567	35.44	563	35.19	+0.25
6.	Miami (OH)	16	548	34.25	545	34.06	+0.19
7.	NIU	16	538	33.63	537	33.56	+0.06
8.	Eastern Mich.	16	557	34.81	565	35.31	-0.50
9.	Toledo	16	544	34.00	564	35.25	-1.25
10.	Central Mich.	16	524	32.75	553	34.56	-1.81
11.	Ohio	16	526	32.88	572	35.75	-2.88
12.	Buffalo	16	501	31.31	557	34.81	-3.50
13.	Ball St.	16	488	30.50	566	35.38	-4.88

Blocked Shots

	Team	G	No.	AVG
1.	Central Mich.	16	76	4.75
2.	Eastern Mich.	16	75	4.69
3.	Bowling Green	17	64	3.76
4.	Ohio	16	59	3.69
5.	Miami (OH)	16	55	3.44
6.	Toledo	16	52	3.25
7.	Kent St.	16	49	3.06
8.	Buffalo	16	48	3.00
9.	Akron	16	44	2.75
10.	Western Mich.	16	41	2.56
11.	Massachusetts	17	41	2.41
12.	Ball St.	16	34	2.13
13.	NIU	16	33	2.06



2025-26 MAC Men's Basketball
Conference Statistics
In Conference games

Page 3/6
as of Mar 01, 2026

Assists

	Team	G	No.	AVG
1.	Akron	16	283	17.69
2.	Massachusetts	17	285	16.76
3.	Buffalo	16	247	15.44
4.	Miami (OH)	16	237	14.81
5.	Toledo	16	236	14.75
6.	Central Mich.	16	235	14.69
7.	Kent St.	16	234	14.63
8.	Bowling Green	17	214	12.59
9.	Eastern Mich.	16	199	12.44
10.	Ohio	16	195	12.19
11.	Western Mich.	16	192	12.00
12.	Ball St.	16	191	11.94
13.	NIU	16	189	11.81

Steals

	Team	G	No.	AVG
1.	Buffalo	16	125	7.81
2.	Bowling Green	17	127	7.47
3.	Ball St.	16	118	7.38
4.	Akron	16	117	7.31
	Central Mich.	16	117	7.31
6.	Toledo	16	114	7.13
7.	Miami (OH)	16	113	7.06
8.	Ohio	16	104	6.50
9.	Massachusetts	17	110	6.47
10.	Kent St.	16	97	6.06
11.	NIU	16	92	5.75
12.	Eastern Mich.	16	89	5.56
13.	Western Mich.	16	67	4.19

Turnover Margin

	Team	G	Team	AVG	Opp.	AVG	Margin
1.	Ball St.	16	156	9.75	193	12.06	+2.31
2.	Miami (OH)	16	166	10.38	201	12.56	+2.19
3.	Toledo	16	157	9.81	187	11.69	+1.88
4.	Buffalo	16	178	11.13	205	12.81	+1.69
5.	Akron	16	194	12.13	214	13.38	+1.25
6.	Ohio	16	173	10.81	189	11.81	+1.00
7.	Bowling Green	17	195	11.47	198	11.65	+0.18
8.	Central Mich.	16	205	12.81	200	12.50	-0.31
9.	Massachusetts	17	211	12.41	197	11.59	-0.82
10.	Western Mich.	16	165	10.31	141	8.81	-1.50
11.	Eastern Mich.	16	195	12.19	164	10.25	-1.94
12.	Kent St.	16	215	13.44	180	11.25	-2.19
13.	NIU	16	239	14.94	180	11.25	-3.69

Assist/Turnover Ratio

	Team	G	Ast.	AVG	T/O	AVG	Ratio
1.	Toledo	16	236	14.75	157	9.81	1.50
2.	Akron	16	283	17.69	194	12.13	1.46
3.	Miami (OH)	16	237	14.81	166	10.38	1.43
4.	Buffalo	16	247	15.44	178	11.13	1.39
5.	Massachusetts	17	285	16.76	211	12.41	1.35
6.	Ball St.	16	191	11.94	156	9.75	1.22
7.	Western Mich.	16	192	12.00	165	10.31	1.16
8.	Central Mich.	16	235	14.69	205	12.81	1.15
9.	Ohio	16	195	12.19	173	10.81	1.13
10.	Bowling Green	17	214	12.59	195	11.47	1.10
11.	Kent St.	16	234	14.63	215	13.44	1.09
12.	Eastern Mich.	16	199	12.44	195	12.19	1.02
13.	NIU	16	189	11.81	239	14.94	0.79

Offensive Rebounds Per Game

	Team	G	No.	AVG
1.	Kent St.	16	220	13.75
2.	Akron	16	181	11.31
	Western Mich.	16	181	11.31
4.	Toledo	16	166	10.38
	NIU	16	166	10.38
6.	Massachusetts	17	175	10.29
7.	Central Mich.	16	161	10.06
8.	Ohio	16	154	9.63
	Eastern Mich.	16	154	9.63
10.	Bowling Green	17	159	9.35
11.	Buffalo	16	147	9.19
12.	Ball St.	16	145	9.06
13.	Miami (OH)	16	123	7.69

Defensive Rebounds Per Game

	Team	G	No.	AVG
1.	Miami (OH)	16	425	26.56
2.	Akron	16	424	26.50
3.	Kent St.	16	421	26.31
4.	Bowling Green	17	440	25.88
5.	Eastern Mich.	16	403	25.19
6.	Massachusetts	17	414	24.35
7.	Western Mich.	16	386	24.13
8.	Toledo	16	378	23.63
9.	NIU	16	372	23.25
	Ohio	16	372	23.25
11.	Central Mich.	16	363	22.69
12.	Buffalo	16	354	22.13
13.	Ball St.	16	343	21.44



2025-26 MAC Men's Basketball
Conference Statistics
In Conference games

Defensive Reb Percentage

	Team	G	D-Reb	Opp. OR	D-Reb%
1.	Bowling Green	17	440	152	.743
2.	Massachusetts	17	414	145	.741
3.	Miami (OH)	16	425	161	.725
4.	NIU	16	372	141	.725
5.	Eastern Mich.	16	403	166	.708
6.	Akron	16	424	175	.708
7.	Kent St.	16	421	174	.708
8.	Western Mich.	16	386	163	.703
9.	Ball St.	16	343	146	.701
10.	Ohio	16	372	170	.686
11.	Buffalo	16	354	167	.679
12.	Central Mich.	16	363	180	.669
13.	Toledo	16	378	192	.663

Offensive Reb Percentage

	Team	G	O-Reb	Opp. DR	O-Reb%
1.	Kent St.	16	220	375	.370
2.	Akron	16	181	353	.339
3.	Western Mich.	16	181	400	.312
4.	Toledo	16	166	372	.309
5.	Central Mich.	16	161	373	.301
6.	Massachusetts	17	175	412	.298
7.	NIU	16	166	396	.295
8.	Eastern Mich.	16	154	399	.278
9.	Ohio	16	154	402	.277
10.	Bowling Green	17	159	419	.275
11.	Buffalo	16	147	390	.274
12.	Ball St.	16	145	420	.257
13.	Miami (OH)	16	123	384	.243

3-Point FG Made

	Team	G	No.	Avg
1.	Akron	16	171	10.69
2.	Buffalo	16	152	9.50
3.	Miami (OH)	16	150	9.38
4.	Kent St.	16	142	8.88
5.	Massachusetts	17	138	8.12
6.	Western Mich.	16	123	7.69
7.	NIU	16	119	7.44
8.	Ball St.	16	116	7.25
9.	Bowling Green	17	118	6.94
10.	Toledo	16	111	6.94
11.	Ohio	16	110	6.88
12.	Central Mich.	16	108	6.75
13.	Eastern Mich.	16	101	6.31

Conference Records

Team	Conference	Pct.	PF	PA	Overall	Pct.	PF	PA
Miami (OH)	16-0	1.000	87.19	76.31	16-0	1.000	87.19	76.31
Akron	15-1	.938	85.50	72.50	15-1	.938	85.50	72.50
Kent St.	12-4	.750	79.88	78.75	12-4	.750	79.88	78.75
Toledo	10-6	.625	80.50	76.31	10-6	.625	80.50	76.31
Ohio	9-7	.563	75.69	76.25	9-7	.563	75.69	76.25
Bowling Green	8-9	.471	77.12	74.94	8-9	.471	77.12	74.94
Buffalo	6-10	.375	79.00	79.38	6-10	.375	79.00	79.38
Central Mich.	6-10	.375	74.56	74.88	6-10	.375	74.56	74.88
Massachusetts	6-11	.353	78.53	80.94	6-11	.353	78.53	80.94
Ball St.	5-11	.313	65.88	72.06	5-11	.313	65.88	72.06
Eastern Mich.	4-12	.250	71.25	75.94	4-12	.250	71.25	75.94
NIU	4-12	.250	64.25	74.81	4-12	.250	64.25	74.81
Western Mich.	4-12	.250	74.75	81.00	4-12	.250	74.75	81.00

Current Unbeaten Streak

Team	Streak
Miami (OH)	16
Akron	14
Toledo	3
Ball St.	2
Central Mich.	1
Bowling Green	1

TOLEDO SEASON/CAREER STATISTICS



2025-26 Toledo Men's Basketball Season/Career Statistics All games

Page 1/1
as of Mar 02, 2026

Summary

Player	Season Statistics										Career Statistics									
	GP-GS	MIN/G	FG%	3FG%	FT%	R/G	A/G	STL	BLK	PTS/G	GP-GS	MIN/G	FG%	3FG%	FT%	R/G	A/G	STL	BLK	PTS/G
BLYDEN JR., Leroy	29-27	33.1	.444	.398	.856	3.9	4.2	48	7	15.9	29-27	33.1	.444	.398	.856	3.9	4.2	48	7	15.9
CRAIG, Sean	29-27	31.4	.486	.345	.778	7.4	1.6	20	5	11.8	122-60	23.2	.442	.376	.730	5.2	1.1	82	28	7.8
GLASSNOR, Phoenix	6-0	6.6	.467	.333	1.000	0.8	0.3	2	0	3.0	6-0	6.6	.467	.333	1.000	0.8	0.3	2	0	3.0
JAMES, JR., Will	29-0	9.4	.500	.333	.882	1.8	0.7	11	2	3.1	29-0	9.4	.500	.333	.882	1.8	0.7	11	2	3.1
NWOKOLO, Toby	5-0	2.7	.400	.000	.000	0.2	0.2	0	0	0.8	5-0	2.7	.400	.000	.000	0.2	0.2	0	0	0.8
ODE, Tyler	13-0	3.4	.364	.250	.000	0.2	0.2	4	0	0.8	25-0	3.9	.278	.214	.000	0.2	0.2	6	0	0.5
OUWINGA, Jaylan	29-2	18.8	.497	.303	.571	3.4	0.6	13	26	6.1	61-14	14.9	.500	.349	.608	2.6	0.5	22	41	4.4
PARKS, Austin	29-29	24.9	.605	.273	.721	5.7	1.8	18	41	11.2	53-29	16.3	.602	.250	.702	3.4	1.1	21	42	6.6
PRAYTOR, London	15-0	4.8	.419	.235	1.000	1.7	0.3	1	4	2.4	15-0	4.8	.419	.235	1.000	1.7	0.3	1	4	2.4
RIDDLE, Chris	3-0	13.0	.600	.200	.000	2.0	1.7	0	0	4.3	22-0	6.4	.591	.462	.167	1.1	0.4	5	4	1.5
STRONG, Mynor	28-10	16.0	.385	.268	.909	1.5	0.7	27	3	4.0	28-10	16.0	.385	.268	.909	1.5	0.7	27	3	4.0
VANDERJAGT, Kyler	29-21	23.8	.447	.383	.785	2.0	1.2	36	1	9.1	107-28	18.5	.451	.358	.802	1.6	0.9	86	9	6.6
WILSON, Sonny	29-29	36.0	.493	.391	.712	3.7	4.5	37	1	17.3	94-93	32.6	.489	.355	.701	3.8	3.2	93	5	13.4

Scoring

Player	Season Statistics								Career Statistics							
	FG-FGA	FG%	3FG-3FGA	3FG%	FT-FTA	FT%	PTS	PTS/G	FG-FGA	FG%	3FG-3FGA	3FG%	FT-FTA	FT%	PTS	PTS/G
BLYDEN JR., Leroy	154-347	.444	64-161	.398	89-104	.856	461	15.9	154-347	.444	64-161	.398	89-104	.856	461	15.9
CRAIG, Sean	125-257	.486	29-84	.345	63-81	.778	342	11.8	338-764	.442	136-362	.376	143-196	.730	955	7.8
GLASSNOR, Phoenix	7-15	.467	2-6	.333	2-2	1.000	18	3.0	7-15	.467	2-6	.333	2-2	1.000	18	3.0
JAMES, JR., Will	35-70	.500	5-15	.333	15-17	.882	90	3.1	35-70	.500	5-15	.333	15-17	.882	90	3.1
NWOKOLO, Toby	2-5	.400	0-1	.000	0-0	.000	4	0.8	2-5	.400	0-1	.000	0-0	.000	4	0.8
ODE, Tyler	4-11	.364	2-8	.250	0-0	.000	10	0.8	5-18	.278	3-14	.214	0-0	.000	13	0.5
OUWINGA, Jaylan	75-151	.497	10-33	.303	16-28	.571	176	6.1	112-224	.500	15-43	.349	31-51	.608	270	4.4
PARKS, Austin	121-200	.605	3-11	.273	80-111	.721	325	11.2	130-216	.602	3-12	.250	85-121	.702	348	6.6
PRAYTOR, London	13-31	.419	4-17	.235	6-6	1.000	36	2.4	13-31	.419	4-17	.235	6-6	1.000	36	2.4
RIDDLE, Chris	6-10	.600	1-5	.200	0-0	.000	13	4.3	13-22	.591	6-13	.462	1-6	.167	33	1.5
STRONG, Mynor	40-104	.385	11-41	.268	20-22	.909	111	4.0	40-104	.385	11-41	.268	20-22	.909	111	4.0
VANDERJAGT, Kyler	89-199	.447	36-94	.383	51-65	.785	265	9.1	241-534	.451	82-229	.358	138-172	.802	702	6.6
WILSON, Sonny	189-383	.493	36-92	.391	89-125	.712	503	17.3	489-1000	.489	70-197	.355	216-308	.701	1264	13.4

Totals

Player	Season Statistics										Career Statistics									
	O-REB	D-REB	TOTAL	PF	FO	A	TO	A/TO	O-REB	D-REB	TOTAL	PF	FO	A	TO	A/TO				
BLYDEN JR., Leroy	20	92	112	84	2	123	55	2.2	20	92	112	84	2	123	55	2.2				
CRAIG, Sean	82	134	216	61	3	45	32	1.4	213	427	640	206	5	139	100	1.4				
GLASSNOR, Phoenix	1	4	5	6	0	2	2	1.0	1	4	5	6	0	2	2	1.0				
JAMES, JR., Will	13	38	51	26	0	21	15	1.4	13	38	51	26	0	21	15	1.4				
NWOKOLO, Toby	0	1	1	2	0	1	0	0.0	0	1	1	2	0	1	0	0.0				
ODE, Tyler	2	0	2	5	0	2	0	0.0	3	3	6	8	0	4	2	2.0				
OUWINGA, Jaylan	26	72	98	45	0	18	27	0.7	42	115	157	93	1	33	43	0.8				
PARKS, Austin	60	104	164	72	3	51	51	1.0	67	115	182	94	3	57	57	1.0				
PRAYTOR, London	9	17	26	4	0	4	4	1.0	9	17	26	4	0	4	4	1.0				
RIDDLE, Chris	1	5	6	3	0	5	5	1.0	4	21	25	10	0	9	12	0.8				
STRONG, Mynor	8	35	43	47	1	20	13	1.5	8	35	43	47	1	20	13	1.5				
VANDERJAGT, Kyler	13	45	58	45	0	36	36	1.0	25	141	166	136	1	92	100	0.9				
WILSON, Sonny	31	75	106	37	0	130	46	2.8	127	226	353	124	0	305	134	2.3				

2025-26 TOLEDO MAC STATISTICS



2025-26 Toledo Men's Basketball Combined Team Statistics In Conference games

Page 1/1
as of Mar 02, 2026

Game Records

Record	Overall	Home	Away	Neutral
ALL GAMES	10-6	6-2	4-4	0-0
CONFERENCE	10-6	6-2	4-4	0-0
NON-CONFERENCE	0-0	0-0	0-0	0-0

Score by Periods

Team	1st	2nd	OT	TOT
Toledo	639	649	0	1288
Opponents	584	637	0	1221

Team Box Score

No.	Player	Total			3-Point			F-Throw		Rebounds				Other				PTS	AVG			
		GP-GS	MIN	AVG	FG-FGA	FG%	3FG-3FGA	3FG%	FT-FTA	FT%	OFF	DEF	TOT	AVG	PF	DQ	A			TO	BLK	STL
3	WILSON, Sonny	16-16	593:56	37.1	104-217	.479	19-46	.413	49-70	.700	22	46	68	4.3	24	0	77	25	0	18	276	17.3
2	BLYDEN JR., Leroy	16-16	549:08	34.3	91-202	.450	35-95	.368	50-58	.862	12	65	77	4.8	45	1	63	32	3	25	267	16.7
7	CRAIG, Sean	16-16	514:38	32.2	65-136	.478	19-52	.365	33-45	.733	44	76	120	7.5	33	2	20	15	3	13	182	11.4
25	PARKS, Austin	16-16	424:50	26.6	66-112	.589	2-4	.500	48-69	.696	29	62	91	5.7	44	2	29	30	29	8	182	11.4
4	VANDERJAGT, Kyler	16-9	368:47	23.0	46-99	.465	16-41	.390	27-34	.794	7	17	24	1.5	23	0	18	21	0	18	135	8.4
32	OUWINGA, Jaylan	16-0	278:15	17.4	41-80	.513	5-18	.278	12-19	.632	14	39	53	3.3	27	0	6	11	14	5	99	6.2
5	STRONG, Mynor	16-7	299:18	18.7	30-73	.411	10-30	.333	18-20	.900	6	24	30	1.9	37	0	11	9	2	22	88	5.5
11	JAMES, JR., Will	16-0	148:18	9.3	21-38	.553	4-6	.667	6-6	1.000	7	21	28	1.8	12	0	11	6	0	5	52	3.3
21	PRAYTOR, London	4-0	10:23	2.6	2-5	.400	1-4	.250	2-2	1.000	0	2	2	0.5	0	0	1	3	1	0	7	1.8
22	ODE, Tyler	5-0	06:24	1.3	0-0	.000	0-0	.000	0-0	.000	0	0	0	0.0	1	0	0	0	0	0	0	0.0
23	GLASSNOR, Phoenix	2-0	02:18	1.2	0-0	.000	0-0	.000	0-0	.000	0	0	0	0.0	0	0	0	0	0	0	0	0.0
0	NWOKOLO, Toby	3-0	03:44	1.2	0-0	.000	0-0	.000	0-0	.000	0	0	0	0.0	2	0	0	0	0	0	0	0.0
Team											25	26	51				5					
Total		16	3200		466-962	.484	111-296	.375	245-323	.759	166	378	544	34.0	248	5	236	157	52	114	1288	80.5
Opponents		16	3200		446-978	.456	132-379	.348	197-277	.711	192	372	564	35.3	278	6	222	187	50	96	1221	76.3

Team Statistics

	UT	OPP
Scoring	1288	1221
Points per game	80.5	76.3
Scoring margin	+4.2	-
Field goals-att	466-962	446-978
Field goal pct	.484	.456
3 point fg-att	111-296	132-379
3-point FG pct	.375	.348
3-pt FG made per game	6.9	8.3
Free throws-att	245-323	197-277
Free throw pct	.759	.711
F-Throws made per game	15.3	12.3
Rebounds	544	564
Rebounds per game	34.0	35.3
Rebounding margin	-1.3	-
Assists	236	222
Assists per game	14.8	13.9
Turnovers	157	187
Turnovers per game	9.8	11.7
Turnover margin	+1.9	-
Assist/turnover ratio	1.5	1.2
Steals	114	96
Steals per game	7.1	6.0
Blocks	52	50
Blocks per game	3.3	3.1
Winning streak	3	-
Home win streak	2	-
Attendance	38978	21339
Home games-Avg/Game	8-4872	8-2667
Neutral site-Avg/Game	-	0-0

Team Results

Date	Opponent		Score	Att.
12/30/2025	Western Mich.	W	84-79	4232
01/03/2026	at Central Mich.	W	78-75	1342
01/06/2026	at NIU	W	75-61	864
01/09/2026	Miami (OH)	L	73-87	5143
01/13/2026	Ohio	W	101-85	4552
01/16/2026	at Kent St.	L	84-87	2433
01/20/2026	at Massachusetts	L	82-84	2507
01/24/2026	Bowling Green	W	73-72	6850
01/27/2026	at Akron	L	81-91	2100
01/31/2026	Ball St.	W	73-55	4076
02/03/2026	Kent St.	L	72-75	4165
02/11/2026	at Western Mich.	W	90-79	1522
02/14/2026	at Bowling Green	L	70-80	4167
02/21/2026	Eastern Mich.	W	94-75	5429
02/24/2026	NIU	W	79-69	4531
02/28/2026	at Ohio	W	79-67	6404

2025-26 TOLEDO OVERALL STATISTICS



2025-26 Toledo Men's Basketball Combined Team Statistics All games

Page 1/1
as of Mar 02, 2026

Game Records

Record	Overall	Home	Away	Neutral
ALL GAMES	16-13	10-4	5-8	1-1
CONFERENCE	10-6	6-2	4-4	0-0
NON-CONFERENCE	6-7	4-2	1-4	1-1

Score by Periods

Team	1st	2nd	OT	TOT
Toledo	1129	1225	0	2354
Opponents	1044	1185	0	2229

Team Box Score

No.	Player	Total			3-Point			F-Throw		Rebounds				Other				PTS	AVG			
		GP-GS	MIN	AVG	FG-FGA	FG%	3FG-3FGA	3FG%	FT-FTA	FT%	OFF	DEF	TOT	AVG	PF	DQ	A			TO	BLK	STL
3	WILSON, Sonny	29-29	1044:08	36.0	189-383	.493	36-92	.391	89-125	.712	31	75	106	3.7	37	0	130	46	1	37	503	17.3
2	BLYDEN JR., Leroy	29-27	960:22	33.1	154-347	.444	64-161	.398	89-104	.856	20	92	112	3.9	84	2	123	55	7	48	461	15.9
7	CRAIG, Sean	29-27	910:48	31.4	125-257	.486	29-84	.345	63-81	.778	82	134	216	7.4	61	3	45	32	5	20	342	11.8
25	PARKS, Austin	29-29	721:45	24.9	121-200	.605	3-11	.273	80-111	.721	60	104	164	5.7	72	3	51	51	41	18	325	11.2
4	VANDERJAGT, Kyle	29-21	688:54	23.8	89-199	.447	36-94	.383	51-65	.785	13	45	58	2.0	45	0	36	36	1	36	265	9.1
32	OuwINGA, Jaylan	29-2	545:41	18.8	75-151	.497	10-33	.303	16-28	.571	26	72	98	3.4	45	0	18	27	26	13	176	6.1
10	RIDDLE, Chris	3-0	38:55	13.0	6-10	.600	1-5	.200	0-0	.000	1	5	6	2.0	3	0	5	5	0	0	13	4.3
5	STRONG, Mynor	28-10	447:38	16.0	40-104	.385	11-41	.268	20-22	.909	8	35	43	1.5	47	1	20	13	3	27	111	4.0
11	JAMES, JR., Will	29-0	272:35	9.4	35-70	.500	5-15	.333	15-17	.882	13	38	51	1.8	26	0	21	15	2	11	90	3.1
23	GLASSNOR, Phoenix	6-0	39:20	6.6	7-15	.467	2-6	.333	2-2	1.000	1	4	5	0.8	6	0	2	2	0	2	18	3.0
21	PRAYTOR, London	15-0	72:15	4.8	13-31	.419	4-17	.235	6-6	1.000	9	17	26	1.7	4	0	4	4	4	1	36	2.4
0	NWOKOLO, Toby	5-0	13:18	2.7	2-5	.400	0-1	.000	0-0	.000	0	1	1	0.2	2	0	1	0	0	0	4	0.8
22	ODE, Tyler	13-0	44:22	3.4	4-11	.364	2-8	.250	0-0	.000	2	0	2	0.2	5	0	2	0	0	4	10	0.8
Team											45	62	107				11					
Total		29	5800		860-1783	.482	203-568	.357	431-561	.768	311	684	995	34.3	437	9	458	297	90	217	2354	81.2
Opponents		29	5799		832-1784	.466	241-702	.343	324-462	.701	339	683	1022	35.2	498	7	438	368	103	173	2229	76.9

Team Statistics

	UT	OPP
Scoring	2354	2229
Points per game	81.2	76.9
Scoring margin	+4.3	-
Field goals-att	860-1783	832-1784
Field goal pct	.482	.466
3 point fg-att	203-568	241-702
3-point FG pct	.357	.343
3-pt FG made per game	7.0	8.3
Free throws-att	431-561	324-462
Free throw pct	.768	.701
F-Throws made per game	14.9	11.2
Rebounds	995	1022
Rebounds per game	34.3	35.2
Rebounding margin	-0.9	-
Assists	458	438
Assists per game	15.8	15.1
Turnovers	297	368
Turnovers per game	10.2	12.7
Turnover margin	+2.4	-
Assist/turnover ratio	1.5	1.2
Steals	217	173
Steals per game	7.5	6.0
Blocks	90	103
Blocks per game	3.1	3.6
Winning streak	3	-
Home win streak	2	-
Attendance	62172	45754
Home games-Avg/Game	14-4441	13-3520
Neutral site-Avg/Game	-	2-251

Team Results

Date	Opponent	Score	Att.
11/03/2025	South Alabama	L 74-76	3891
11/08/2025	Marshall	L 73-85	4026
11/11/2025	at Wright St.	W 81-71	3182
11/15/2025	Detroit Mercy	W 90-83	3797
11/19/2025	Youngstown St.	W 92-75	3741
11/24/2025	vs Troy	W 75-68	212
11/26/2025	vs Belmont	L 72-87	289
12/01/2025	Central St. (OH)	W 102-58	3776
12/06/2025	at Oakland	L 97-98	2023
12/13/2025	at Robert Morris	L 70-75	996
12/16/2025	at Michigan St.	L 69-92	14797
12/20/2025	Lourdes	W 100-67	3963
12/30/2025	Western Mich.	W 84-79	4232
01/03/2026	at Central Mich.	W 78-75	1342
01/06/2026	at NIU	W 75-61	864
01/09/2026	Miami (OH)	L 73-87	5143
01/13/2026	Ohio	W 101-85	4552
01/16/2026	at Kent St.	L 84-87	2433
01/20/2026	at Massachusetts	L 82-84	2507
01/24/2026	Bowling Green	W 73-72	6850
01/27/2026	at Akron	L 81-91	2100
01/31/2026	Ball St.	W 73-55	4076
02/03/2026	Kent St.	L 72-75	4165
02/07/2026	at James Madison	L 71-73	3417
02/11/2026	at Western Mich.	W 90-79	1522
02/14/2026	at Bowling Green	L 70-80	4167
02/21/2026	Eastern Mich.	W 94-75	5429
02/24/2026	NIU	W 79-69	4531
02/28/2026	at Ohio	W 79-67	6404

2025-26 TOLEDO TV/RADIO ROSTER



TOBY NWOKOLO
Fr. • 6-6 • 200 • F
Columbus, Ohio



LEROY BLYDEN JR.
Fr. • 6-1 • 170 • G
Detroit, Mich.



SONNY WILSON
Jr. • 6-1 • 175 • G
Pontiac, Mich.



KYLER VANDERJAGT
Sr. • 6-4 • 220 • G
Grand Rapids, Mich.



MYNOR STRONG
So. • 6-3 • 175 • G
Omaha, Neb.



SEAN CRAIG
Sr. • 6-7 • 220 • F
Sylvania, Ohio



CHRIS RIDDLE
So. • 6-5 • 210 • G
Chicago, Ill.



WILL JAMES JR.
Fr. • 6-4 • 205 • G
Holly Springs, N.C.



LONDON PRAYTOR
Fr. • 7-0 • 205 • F
Colorado Springs, Colo.



TYLER ODE
So. • 6-5 • 200 • G
Saginaw, Mich.



PHOENIX GLASSNOR
Fr. • 6-0 • 175 • G
Port Huron, Mich.



AUSTIN PARKS
Jr. • 6-10 • 250 • C
St. Marys, Ohio



JAYLAN OUWINGA
So. • 6-9 • 215 • F
Grand Rapids, Mich.



TOD KOWALCZYK
Head Coach
16th Season



JEFF MASSEY
Associate Head Coach
12th Season



JUSTIN INGRAM
Associate Head Coach
9th Season



JORDAN LAUF
Assistant Coach
9th Season



BRANDON PRITZL
Assistant Coach
3rd Season



BRETT RAU
Dir. of Player Personnel
3rd Season