MIAMI MEN'S BASKETBALL

22 MAC Championships | 18 NCAA Tournament Appearances | 27 Postseason Berths

710 Mid-American Conference Wins | Graduating Champions

2026-27 SCHEDULE

Times are listed as Eastern Time and subject to change

NOVEMBER

2	at James Madison	W, 86-77
7	**BELLARMINE**	**W, 80-73**
14	at Evansville	W, 86-78
18	**DEFIANCE**	**W, 91-69**
22	UIC (neutral site)	W, 71-60
25	**EASTERN KENTUCKY**	**1 p.m.**

DECEMBER

2	**CENTRAL MICHIGAN***	**7 p.m.**
5	at Buffalo*	2 p.m.
12	High Point (neutral site)	1 p.m.
16	at Bowling Green*	7 p.m.
19	**BALL STATE***	**1 p.m.**
22	**WRIGHT STATE**	**7 p.m.**
29	**UNION COMMONWEALTH**	**7 p.m.**

JANUARY

2	**EASTERN MICHIGAN***	**2 p.m.**
5	at Toledo*	7 p.m.
8	at Akron*	7 p.m.
12	**WESTERN MICHIGAN***	**7 p.m.**
16	at Kent State*	6 p.m.
19	**BUFFALO***	**7 p.m.**
22	**AKRON***	**8 p.m.**
26	at UMass*	6 p.m.
29	at Ohio*	7 p.m.

FEBRUARY

2	**KENT STATE***	**7 p.m.**
6	**MAC-SBC Challenge**	**1 p.m.**
9	**BOWLING GREEN***	**7 p.m.**
13	at Ball State*	1:30 p.m.
16	**TOLEDO***	**7 p.m.**
20	at Central Michigan*	7 p.m.
23	at Eastern Michigan*	6:30 p.m.
27	**OHIO***	**3:30 p.m.**

MARCH

2	at Western Michigan*	7 p.m.
5	**UMASS***	**7 p.m.**

MAC TOURNAMENT

10-13 TBD

*Denotes Mid-American Conference Game

Home games listed in **CAPS**

@MiamiOH_BBall

Miami RedHawks Men's Basketball

MiamiRedHawks.com

Miami RedHawks (5-0, 0-0 MAC) vs. Eastern Kentucky Colonels (5-2, 0-0 UAC)

Game 5: Wednesday, Nov. 25 • 1 p.m.

Millett Hall • Oxford, Ohio

Series vs. EKU/Streak: Miami leads 12-6/W, 3

Last Meeting: Miami 79, EKU 69 (Dec. 13, 2025)

TV: ESPN+ • Luke West Poley (PxP) • Randy Hollowell (Analyst) • Alexis Varner (Sideline)

Radio: Miami Sports Network Affiliates • Steve Baker • Terry Bridge

PROBABLE STARTERS

MIAMI POTENTIAL STARTERS

No.	Name	Pos.	Ht.	Yr.	Hometown	GP/GS	PPG	RPG	APG
2	Evan Ipsaro	G	6-0	Sr.	Cincinnati, Ohio	5/5	12.2	3.0	5.4
3	Luke Skaljac	G	6-2	Jr.	Brecksville, Ohio	4/4	13.3	2.5	7.3
6	Justin Kirby	G	6-4	So.	Fishers, Ind.	5/5	8.4	5.2	1.2
11	Almar Atlason	F	6-8	Sr.	Reykjavík, Iceland	5/5	12.2	3.2	1.4
13	Antwone Woolfolk	F	6-9	5th	Cleveland, Ohio	5/5	5.8	5.2	1.6

Off the Bench

No.	Name	Pos.	Ht.	Yr.	Hometown	GP/GS	PPG	RPG	APG
00	Alan Horton	F/C	6-9	Fr.	Toledo, Ohio	3/0	3.7	0.0	0.3
1	Anthony Fresh	G	6-4	Fr.	Jeffersonville, Ind.	1/0	—	3.0	1.0
5	Preston Copeland	F	6-9	So.	Clayton, N.C.	2/0	2.5	4.0	0.0
7	Ethan Wright	F	6-5	Sr.	Philadelphia, Pa.	—/—	—	—	—
8	Stevie Elam	G	6-3	So.	Adrian, Mich.	5/1	15.0	6.0	1.4
9	Rich Rolf	F	6-7	R-Sr.	Centerville, Ohio	2/0	2.0	3.5	0.5
20	Tyler Robbins	F	6-10	So.	Pittsburgh, Pa.	5/0	4.4	2.2	0.6
21	Leshawn Stowers	G	6-5	R-Fr.	Peoria, Ill.	3/0	2.0	0.7	0.3
24	Jackson Kotecki	F	6-9	Sr.	Chicago, Ill.	1/0	0.0	1.0	0.0
25	Kyle Waltz	F	6-7	So.	Elmhurst, Ill.	5/0	9.0	5.2	1.8
35	Danny Kelly	F	6-5	Fr.	Cincinnati, Ohio	—/—	—	—	—

STORYLINES

1. THIS WEDNESDAY: The RedHawks return home for an afternoon contest versus Eastern Kentucky on Wednesday, Nov. 25 at 1 p.m.

2. HOME COURT ADVANTAGE: Last season, the RedHawks went 16-0 and managed to secure five victories by five points or less at Millett Hall. Miami has won 33 consecutive games at Millett Hall dating back to November 2024. The Red and White is currently second nationally (Akron, 34) for the longest active home win streak. Heading into this contest, the RedHawks have now won 38 consecutive regular-season games overall, as Miami hasn't dropped a regular-season game since March 1, 2025.

3. PRESEASON MID-MAJOR TOP 25®: On Monday afternoon, College Insider announced the third regular-season Mid-Major Top 25® Poll, with the Red and White retaining the No. 1 overall and receiving 15 first-place votes. Last season, Miami was ranked No. 10 in the College Insider Preseason Mid-Major Top 25® and went on to supplant Gonzaga at No. 1 on March 2. Now in its 28th season, the Mid-Major Top 25® is voted on by 31 Division I coaches. To view the complete Mid-Major Top 25® Poll, click here.

GAMEDAY CENTRAL

Miami		Eastern Kentucky
Oxford, Ohio	**Location**	Richmond, Ky.
Mid-American	**Conference**	United Athletic
Millett Hall (10,640)	**Arena**	Baptist Health Arena (4,692)
Travis Steele (Butler '04)	**Head Coach**	A.W. Hamilton (Marshall '05)
Fifth Season	**Years at School**	Ninth Season
89-48	**Record at School**	138-125
159-98	**Overall Record**	138-125
32-2	**2025-26 Record**	11-21
18-0	**2025-26 Conference Record**	7-11

MIAMI BY THE NUMBERS

1506 All-Time Miami wins

710 Miami's MAC wins

122 Seasons of Miami Basketball

28 Number of head coaches for Miami

22 Mid-American Conference titles

11 Returning letterwinners

ABOUT EKU: Eastern Kentucky went 11-21 and 7-11 in the Atlantic Sun Conference (ASUN) last year. Heading into 2026-27, the Colonels joined the United Athletic Conference (UAC), an all-sports conference that is in its first year. In addition to EKU, membership includes Abilene Christian, Austin Peay, Central Arkansas, Little Rock, North Alabama, Tarleton, Texas-Arlington and West Georgia. Head coach A.W. Hamilton begins his ninth season with the Colonels. Heading into the 2026-27 season, the UAC Men's Basketball Preseason Coaches Poll picked EKU to finish sixth in the conference. Eastern Kentucky most recently defeated Alice Lloyd College at home on Sunday, 114-85.

The Colonels have five different players that average double figures in scoring, which include Damone King (11.9), Jackson Holt (11.4), Justin McCarter (10.4), Drae Vasser (10.1) and Josh Lowe (10.0). Shadrak Lasu leads the team in rebounds per game (9.7), Omer Hamama has recorded the most assists per game (5.1), Amari Owens has totaled the most steals per game (2.2) and Lowe has the most blocks per game (1.4).

THE SERIES WITH THE COLONELS: Miami is 12-6 when facing off with the Colonels. The last time Miami took on EKU, the Red and White won 79-69 on Dec. 13, 2025 at Baptist Health Arena. Prior to last season, the RedHawks and Colonels hadn't played each other since 1996.

TELEVISION: Miami's sixth game of the season will be aired on ESPN+.

RADIO: The Miami Sports Network continues its coverage of Miami men's basketball. Steve Baker and Terry Bridge will call the action.

UP NEXT: The RedHawks play their first conference game of the season versus Central Michigan on Wednesday, Dec. 2 at 7 p.m.

RECENT ACTION: Stevie Elam scored a game-high 18 points as he knocked down a career-high six triples to help Miami hold off UIC 71-60 in the Jacksonville Classic Sunday afternoon. Evan Ipsaro (16) and Luke Skaljac (13) added double figures in scoring, and Ipsaro also led Miami with six assists. Preston Copeland totaled six rebounds, while Almar Atlason added two blocks and two steals to lead the RedHawks defensively.

Following five games of action, the RedHawks rank second in the nation in free-throw percentage (84.6), 17th in threes per game (11.8), 20th in assists per game (20.0), 28th in effective field goal percentage (0.591), 29th in defensive rebounds per game (29.40) and 35th in three-point percentage (38.8). Evan Ipsaro is sixth in assist-to-turnover ratio (9.00), 63rd in assists per game (5.4) and 70th in the country in steals per game (2.20), while Luke Skaljac is 10th in the nation in assists per game (7.3) and tied for first in free throw percentage (100.0). Kyle Waltz has also been strong at the free-throw line (93.3), as he ranks 45th overall.

Miami Athletic Communications & Marketing

Men's Basketball Contact ..... Lamar Conard Jr.
Cell # ..... (309) 310-6345
E-mail ..... conardl3@MiamiOH.edu
Assistant AD/Communications ..... Dave Meyer
Assistant Director ..... Tim Cary
Address ..... 230 Millett Hall
Oxford, OH 45056
Website ..... www.MiamiRedHawks.com

MIAMI UNIVERSITY, PLEASE

When referring to Miami, please use Miami University, Miami University (Ohio) or Miami (Ohio). Please do not use Miami of Ohio, University of Miami of Ohio, etc. The latter are not the proper names for our institution. Also, in 1997, the University began using its new nickname, the RedHawks. It is one word with a capital H. Thank you.

UNIQUE MATCHUP: Learn more about freshman forward/center Alan Horton in this Front Row Feature that details his basketball journey and how his family has helped him reach his goal of taking the floor at the highest level of college basketball. Click here to read about his story!

IPSARO'S COMEBACK: Senior guard Evan Ipsaro sat down with MiamiRedHawks.com to discuss how he recovered from a season-ending injury last year and how he is ready to make a difference for the Red and White this season. Click here to listen to his story!

MAC PRESEASON POLL: On Tuesday Oct. 20, the Mid-American Conference announced that the Miami University men's basketball team was ranked first in the 2026-27 preseason coaches poll. Behind fifth-year head coach Travis Steele, the RedHawks are coming off the most wins in program history, a perfect 31-0 regular season and a win in the NCAA Tournament. Miami returns 10 players from 2025-26, including Evan Ipsaro and Luke Skaljac, who were each named to this year's Preseason All-MAC First Team.

CAPTAINS: Senior forward Almar Atlason, senior guard Evan Ipsaro and junior guard Luke Skaljac will be the team's captains for the 2026-27 season.

In his first season with the Red and White, Atlason played in 34 games where he averaged 9.9 points, 2.5 rebounds and 1.1 assists. He scored a season-high 26 points after knocking down five triples at Ball State.

Ipsaro returns to the court this season after missing the final 22 games of the 2025-26 season due to injury. Prior to the injury, Ipsaro (a Lou Henson Award Early Season Watch list nominee) averaged 13.9 points, 3.2 assists, 2.4 rebounds and 1.3 steals.

Skaljac earned All-MAC Third Team honors after appearing in 32 games and starting in 21 games for the RedHawks in 2025-26. He produced a career-high 24 points versus Bowling Green and added a double-double (18 points and 10 assists) against Buffalo. Skaljac also recorded the most assists per game (4.7) for the RedHawks and finished the season ranking 64th in the country in assist/turnover ratio (2.57).

2025-26 REDHAWKS: Last season, Miami put together one of the most exceptional seasons in program history, as the RedHawks became just the fifth program this century (NCAA Division I) to go undefeated during regular-season play. The Red and White went on to set a program record with 32 wins (tying the MAC record for most wins in a single season), breaking the previous mark of 25 set a year earlier. Miami propelled into the Top 25 rankings for the first time since Feb. 15, 1999 and climbed as high as No. 19 as its winning streak grew, the team's highest ranking since March 13, 1978. The Red and White were also the first team since Indiana State (1978-79) to enter its conference tournament unbeaten after being unranked in the preseason AP poll.

The Red and White won the outright MAC regular-season championship for the program's first MAC title since 2005, became the first MAC team to earn an at-large bid to the NCAA Tournament since 1999 and defeated SMU in the First Four for the program's first NCAA Tournament win since 1999. The RedHawks set program records for the most consecutive home wins overall (31) and road wins overall (15). Miami secured the best start for a program in MAC history, the most consecutive conference wins in MAC history, and the longest win streak in MAC history. The RedHawks ended the year with a program-record 1,049 made field goals and scored a program-record 3,047 points while also setting new records for field goal percentage (51.7%) and most made free throws in a season (592).

Travis Steele was selected as the NABC Division I East District Coach of the Year, was named a Werner Ladder Naismith Men's College Coach of the Year Semifinalist, was a unanimous selection as MAC Coach of the Year and earned the title of John McLendon National Coach of the Year for his efforts during the 2025-26 season. Under his guidance, senior guard Peter Suder was named to the NABC Division I East District First Team, and redshirt sophomore wing Brant Byers was selected to the Second Team. Suder earned MAC Player of the Year and earned First-Team honors as well, while Byers received a spot on the All-MAC Second Team, Eian Elmer was selected to the All-MAC Second Team, Luke Skaljac was placed on the All-MAC Third Team and Antwone Woolfolk was recognized as All-MAC Honorable Mention. In March, Collegeinsider.com announced that Suder was a finalist for the 2025-26 Lou Henson Award, which is presented annually to the top mid-major player in college basketball.

2026-27 ROSTER: Miami returns 10 players and welcomes six newcomers this season. The RedHawks boast three freshmen, one redshirt freshman, five sophomores, one junior, four seniors, a redshirt senior and a fifth year.

During the offseason, Head Coach Travis Steele promoted Khristian Smith to Associate Head Coach and welcomed Andrew Dakich as an Assistant Coach. Smith joined Steele's program in May of 2022 as an assistant coach and has spent the past four years with the program. Dakich joins the RedHawks after spending the last four seasons on the coaching staff at Illinois State University.

2026-27 MAC Preseason Poll
First Place Votes (x)
1. Miami – 130 (9)
2. Toledo – 117 (2)
3. Akron -- 110
4. Kent State – 108 (1)
5. Ohio – 82
6. UMass – 79
7. Bowling Green – 63
8. Western Michigan – 58
9. Eastern Michigan – 56
10. Buffalo – 47
11. Ball State – 40
12. Central Michigan – 25

Tournament Champions: Miami (5), Toledo (4), UMass (2), Kent State (1)

Preseason All-MAC First Team
Mohammad Habhab, EMU, Forward, R-So.
Evan Ipsaro, Miami, Guard, Sr.
Javan Simmons, Ohio, Forward, R-Sr.
Luke Skaljac, Miami, Guard, Jr.,
Chansey Willis Jr., Kent State, Guard, Sr.

Preseason All-MAC Second Team
Sean Jones, Toledo, Guard, R-Sr.
Evan Mahaffey, Akron, Wing, 5th-Sr.
Austin Parks, Toledo, Center, Sr.
Jackson Paveletzke, Ohio, Guard, 5th-Sr.
Tahj Staveskie, Akron, Guard, R-Sr.

MIAMI NATIONAL/CONFERENCE RANKINGS

NCAA Statistics

Miami (OH) - 2026-27 Men's Basketball Ranking Summary thru games 11/22/2026

Statistic	National Rank	Conference Rank	Value	National Leader	Value	Conference Leader	Value
Assist/Turnover Ratio (361 ranked)	93	2	1.45	Utah St.	3.19	Toledo	1.82
Assists Per Game (361 ranked)	20	1	20.0	Oregon	24.3	Miami (OH)	20.0
Bench Points per game (361 ranked)	73	4	31.60	William & Mary	52.86	Western Mich.	34.83
Blocks Per Game (360 ranked)	184	5	3.4	Missouri St.	9.6	Massachusetts	4.4
Effective FG pct (361 ranked)	28	2	0.591	Pepperdine	0.655	Bowling Green	0.592
Fastbreak Points (361 ranked)	70	2	15.20	Tennessee St.	28.80	Buffalo	18.40
Field Goal Percentage (361 ranked)	69	3	48.8	Texas	56.5	Bowling Green	51.1
Field Goal Percentage Defense (361 ranked)	189	7	42.8	Tennessee	27.1	Massachusetts	34.9
Fouls Per Game (361 ranked)	25	1	15.0	Mississippi Val.	11.0	Miami (OH)	15.0
Free Throw Attempts Per Game (361 ranked)	293	11	18.2	TCU	36.8	Eastern Mich.	24.0
Free Throw Percentage (361 ranked)	2	1	84.6	FIU	87.0	Miami (OH)	84.6
Free Throws Made Per Game (361 ranked)	172	5	15.4	Florida St.	28.0	Ohio	17.5
Rebound Margin (361 ranked)	55	4	9.2	Illinois	18.8	Akron	15.6
Rebounds (Defensive) Per Game (361 ranked)	29	3	29.40	Illinois	35.00	Massachusetts	31.60
Rebounds (Offensive) Per Game (361 ranked)	310	12	9.60	Arkansas St. Lamar University	21.00 21.00	Massachusetts	16.40
Rebounds Per Game (361 ranked)	125	5	39.00	Illinois	50.67	Massachusetts	48.00
Scoring Defense (361 ranked)	166	6	71.4	Texas Tech	51.2	Western Mich.	61.5
Scoring Margin (361 ranked)	133	4	11.4	Ole Miss	37.0	Akron	21.0
Scoring Offense (361 ranked)	114	2	82.8	Illinois	105.2	Akron	83.4
Steals Per Game (361 ranked)	162	4	7.6	Ole Miss	13.5	Toledo Buffalo	9.0 9.0
Three Point Attempts Per Game (361 ranked)	38	2	30.4	Illinois	38.2	Akron	32.0
Three Point Percentage (361 ranked)	35	3	38.8	UC Santa Barbara	46.2	Eastern Mich.	42.3
Three Point Percentage Defense (361 ranked)	173	8	31.9	Delaware	22.1	Eastern Mich.	22.4
Three Pointers Per Game (361 ranked)	17	1	11.8	Illinois	13.8	Miami (OH)	11.8
Turnover Margin (361 ranked)	326	10	-3.0	Ole Miss	13.0	Toledo	4.0
Turnovers Forced Per Game (361 ranked)	306	8	10.80	Lamar University	22.20	Kent St.	14.20
Turnovers Per Game (361 ranked)	276	10	13.8	Utah St.	7.4	Toledo	9.2
Winning Percentage (354 ranked)	1	1	100.0	37 teams tied	100.0	Miami (OH)	100.0

MIAMI PLAYER NATIONAL/CONFERENCE RANKINGS

Statistic	Player	National Rank	Conference Rank	Value	National Leader	Value	Conference Leader	Value
Assist/Turnover Ratio (348 ranked)	Evan Ipsaro Luke Skaljac	6 252	1 9	9.00 2.07	Cameron Elwer, Furman	24.00	Evan Ipsaro, Miami (OH)	9.00
Assists (298 ranked)	Luke Skaljac Evan Ipsaro	91 113	3 4	29 27	Jeremy Fears Jr., Michigan St.	56	Sean Jones, Toledo	39
Assists Per Game (340 ranked)	Luke Skaljac Evan Ipsaro	10 63	1 5	7.3 5.4	Jeremy Fears Jr., Michigan St.	9.3	Luke Skaljac, Miami (OH)	7.3
Blocks (329 ranked)					Sean Logan, Saint Joseph's	23	Abdullah Ahmed, Massachusetts	14
Blocks Per Game (247 ranked)					Sean Logan, Saint Joseph's	3.83	Abdullah Ahmed, Massachusetts	2.80
Double Doubles (112 ranked)	Luke Skaljac	112	3	1	Chris Fields Jr., Oakland Ivan Juric, Penn St.	6 6	Antoine Lorick III, Buffalo	3
Field Goal Attempts (343 ranked)					Karris Bilal, Texas Southern	138	Mynor Strong, Toledo	89
Field Goal Percentage (350 ranked)	Stevie Elam	111	4	55.3	Kellen Thames, Saint Louis	83.8	Tristan Beckford, Bowling Green	73.2
Field Goals (303 ranked)					Stephen Williams, South Alabama	60	Mynor Strong, Toledo	42
Free Throw Attempts (346 ranked)					Roman Domon, Murray St.	81	Mohammad Habhab, Eastern Mich.	48
Free Throw Percentage (350 ranked)	Luke Skaljac Kyle Waltz Evan Ipsaro	1 45 285	1 2 7	100.0 93.3 81.0	9 players tied	100.0	Luke Skaljac, Miami (OH)	100.0
Free Throws (337 ranked)					Roman Domon, Murray St.	68	Mohammad Habhab, Eastern Mich.	36
Minutes Per Game (350 ranked)					Ollie Engen, UAlbany	38:38	Mynor Strong, Toledo	33:53
Points (345 ranked)					Dior Johnson, UCF	174	Phat Phat Brooks, Central Mich. Mynor Strong, Toledo	109 109
Points Per Game (1472 ranked)	Stevie Elam Luke Skaljac Almar Atlason Evan Ipsaro Kyle Waltz Justin Kirby	298 503 650 650 1238 1392	12 20 24 24 43 47	15.0 13.3 12.2 12.2 9.0 8.4	Dior Johnson, UCF	29.0	Phat Phat Brooks, Central Mich. Mynor Strong, Toledo	18.2 18.2
Rebounds (321 ranked)					Demetrius Lilley, Binghamton	99	Adam Harakow, Western Mich. Antoine Lorick III, Buffalo	44 44
Rebounds (Defensive) Per Game (347 ranked)	Stevie Elam Justin Kirby Antwone Woolfolk	143 245 322	7 12 16	5.00 4.60 4.20	Demetrius Lilley, Binghamton	11.33	Dusan Makitan, Ohio	7.00
Rebounds (Offensive) Per Game (345 ranked)	Kyle Waltz	290	12	2.20	Chris Fields Jr., Oakland	5.25	Latif Diouf, Kent St.	3.80
Rebounds Per Game (336 ranked)	Stevie Elam	336	18	6.0	Demetrius Lilley, Binghamton	16.5	Dusan Makitan, Ohio	9.3
Steals (267 ranked)	Evan Ipsaro	127	3	11	Miles Byrd, Providence	24	Mynor Strong, Toledo	22
Steals Per Game (331 ranked)	Evan Ipsaro Luke Skaljac	70 209	4 8	2.20 1.75	Miles Byrd, Providence	4.80	Mynor Strong, Toledo	3.67
Three Point Attempts (332 ranked)	Almar Atlason Stevie Elam	114 290	3 6	41 33	Dayjaun Anderson, ULM	71	Tahj Staveskie, Akron	56
Three Point Percentage (194 ranked)	Stevie Elam Almar Atlason	69 189	1 6	45.5 31.7	Yoda Oke, Sam Houston	72.2	Stevie Elam, Miami (OH)	45.5
Three Pointers Per Game (320 ranked)	Stevie Elam Almar Atlason Evan Ipsaro	70 149 320	2 5 14	3.00 2.60 2.00	Brett Decker Jr., Baylor	4.80	Tahj Staveskie, Akron	4.00
Total 3-point FGM (306 ranked)	Stevie Elam Almar Atlason	153 245	2 4	15 13	Brayden Shorter, Murray St.	32	Tahj Staveskie, Akron	20
Triple Doubles (1 ranked)					4 players tied	1	Drew Steffe, Buffalo	1

SEASON NUMBERS WATCH

SINGLE SEASON POINTS

1.	775	Wally Szczerbiak, 1999
2.	772	Ron Harper, 1985
3.	757	Ron Harper, 1986
4.	672	Wayne Embry, 1958
5.	617	Fred Foster, 1968
6.	590	LeVern Benson, 1962
7.	582	Archie Aldridge, 1978
8.	578	Wayne Embry, 1957
9.	562	Eric Newsome, 1986
10.	561	Dae Dae Grant, 2022

SINGLE SEASON FIELD GOALS

1.	312	Ron Harper, 1986
	312	Ron Harper, 1985
3.	270	Wally Szczerbiak, 1999
4.	250	Wayne Embry, 1958
5.	234	Tim Pollitz, 2007
6.	230	Fred Foster, 1968
7.	229	LeVern Benson, 1962
8.	228	Archie Aldridge, 1978
9.	224	Wayne Embry, 1957
10.	215	Tim Pollitz, 2008

SINGLE SEASON FIELD GOAL PCT. (Min. 100 att.)

1.	.693	Mike Williams (131-189), 1992
2.	.688	Precious Ayah (121-176), 2022
3.	.646	Jaquel Morris (73-113), 2023-24
4.	.629	Antwone Woolfolk (132-210), 2026
5.	.617	Antwone Woolfolk (113-183), 2025
6.	.608	Archie Aldridge (228-375), 1978
7.	.598	Tim Pollitz (144-241), 2006
8.	.597	Ira Newble (138-231), 1996-97
9.	.584	Mike Williams (66-113), 1991
10.	.574	Tim Pollitz (234-408), 2007
	.574	Ray Loucks (93-162), 1969

SINGLE SEASON 3-POINT FIELD GOALS

1.	97	Kam Craft, 2025
2.	93	Landon Hackim, 1994
3.	79	Brian Sullivan, 2012
4.	77	Nike Sibande, 2018
5.	76	Jason Stewart, 2000
	76	Nike Sibande, 2019
7.	72	Eian Elmer, 2026
8.	71	Michael Bramos, 2009
	71	Jake Wright, 2017
10.	70	Dae Dae Grant, 2022

SINGLE SEASON FREE THROW PCT. (Min. 50 made)

1.	.922	Mekhi Lairy (130-141), 2023
2.	.915	Mekhi Lairy (75-82), 2022
3.	.877	Chuck Stahl (57-65), 1982
4.	.872	Landon Hackim (82-94), 1996
5.	.866	Gerald Sears (58-67), 1970
6.	.863	Rod Dieringer (63-73), 1975
7.	.861	Damon Frierson (93-108), 1997
8.	.853	Dae Dae Grant (87-102), 2022
9.	.848	Eric Newsome (134-158), 1986
10.	.843	J. Grunkemeyer (86-102), 2001

SINGLE SEASON ASSISTS

1.	236	Darrian Ringo, 2018
2.	214	Eddie Schilling, 1985
3.	203	Eddie Schilling, 1987
4.	176	Eric Washington, 2015
5.	166	Rob Mestas, 2000
6.	155	Michael Weathers, 2017
7.	154	Phil Lumpkin, 1973
8.	151	Darrian Ringo, 2019
9.	147	Phil Lumpkin, 1974
10.	138	Rob Mestas, 1997
	138	Jamie Mercurio, 1989
	138	Eric Washington, 2016

SINGLE SEASON BLOCKED SHOTS

1.	71	Ron Harper, 1986
2.	48	Kevin Beard, 1996
3.	45	Michael Weathers, 2017
4.	44	Mike Williams, 1992
	44	Jim Paul, 1991
6.	43	Mike Williams, 1993
	43	Ron Harper, 1985
8.	42	Michael Bramos, 2008
9.	41	Michael Bramos, 2007
10.	39	Nathan Peavy, 2007

GAMES PLAYED

1.	34	Almar Atlason, 2026
	34	Eian Elmer, 2026
	34	Brant Byers, 2025 & 2026
	34	Mekhi Cooper, 2025
	34	Kam Craft, 2025
	34	Evan Ipsaro, 2025
	34	Peter Suder, 2025
	34	Antwone Woolfolk, 2025
	34	Bam Bowman, 2018
	34	Dalonte Brown, 2018
	34	Isaiah Coleman-Lands, 2018
	34	Logan McLane, 2018
	34	Rod Mills, 2018
	34	Darrian Ringo, 2018
	34	Nike Sibande, 2018

GAMES STARTED

1.	34	Eian Elmer, 2026
	34	Mekhi Cooper, 2025
	34	Kam Craft, 2025
	34	Peter Suder, 2025
	34	Antwone Woolfolk, 2025
	34	Nike Sibande, 2018
6.	33	Brant Byers, 2026
	33	Peter Suder, 2026
	33	Antwone Woolfolk, 2026
	33	Dalonte Brown, 2018
	33	Nick Winbush, 2011
	33	Tim Pollitz, 2008
	33	Nathan Peavy, 2007
	33	Tim Pollitz, 2007

2026-27 SEASON

Overall	5-0
MAC	0-0
Home	2-0
Away	2-0
Neutral	1-0
Overtime	0-0
Last 10 games	5-0
Last five games	5-0
In games decided by 1-5 pts.	0-0
In games decided by 6-10 pts.	2-0
In games decided by 11-15 pts.	2-0
In games decided by 16 or more pts.	1-0
When scoring less than 60	0-0
When scoring 60-70	0-0
When scoring 71-80	2-0
When scoring 81 or more	3-0
When allowing less than 60	0-0
When allowing 60-70	2-0
When allowing 71-80	3-0
When allowing 81 or more	0-0
Leading at the half	3-0
Trailing at the half	2-0
Tied at the half	0-0
When outshooting opp. from field	4-0
When being tied or outshot from field	1-0
When shooting 45% or better	4-0
When shooting worse than 45%	1-0
Opponent shoots 45% or better	2-0
Opponent shoots worse than 45%	3-0
When outrebounding opponent	4-0
When being tied or outrebounded	1-0
Committing more turnovers	2-0
Committing same or fewer turnovers	3-0

30-POINT GAMES IN 2026-27:

20-POINT GAMES IN 2026-27:

DOUBLE-DOUBLES IN 2026-27:

- Luke Skaljac vs. Defiance 11/18/26 (12 points/11 assists)

THE LAST TIME MIAMI ...

Scored 100 Points
3/6/26 at Ohio (OT W, 110-108)

Surrendered 100 Points
3/6/26 at Ohio (OT W, 110-108)

Scored 50 Points in a Half
11/18/26 (54) vs. Defiance (W, 91-69)

Won in Overtime
3/6/26 at Ohio (OT W, 110-108)

Lost in Overtime
1/8/22 at Bowling Green (L, 83-87)

Shot 60% From the Field
1/13/26 vs. Central Michigan—.604/32-of-53

Shot 50% From 3-Point Range (10 att.)
11/14/26 at Evansville—.500/14-of-28

Shot 90% From the FT Line (10 att.)
11/14/26 at Evansville—.900/18-of-20

Had 50 Rebounds in a Game
11/18/26 vs. Defiance—50

Blocked 9 Shots in a Game
2/27/24 at Bowling Green—9

Recorded 15 Steals
12/15/24 vs. Bethany—17

Committed Fewer Than 10 Turnovers in a Game
3/18/26 vs. SMU—4

Miami was ranked in AP Top 25
No. 20 on March 9, 2026

Miami was ranked in USA Today/ESPN Top 25
No. 20 on March 9, 2026

Miami defeated a team in the AP Top 25
Miami 73, No. 11 Boston College 67, 12-20-01
(Highest-ranked team Miami has defeated was No. 6 Utah 66-58 on 3-14-99; MU also defeated No. 6 North Carolina 102-92 on 2-21-73)

Miami defeated a team in the USA Today/ESPN Top 25
Miami 73, No. 10 Boston College 67, 12-20-01

Miami defeated a team in the AP Top 10
Miami 73, No. 10 Notre Dame 64, 12-9-00

A Miami player had a triple-double
Ron Harper (38 points, 19 rebounds and 12 assists) vs. Ball State, 2-15-86 *(Only triple-double in Miami and first in MAC history)*

A Miami player scored 40 points in a game
40 by Kam Craft vs. Toledo, 2-11-25

A Miami player had 20 rebounds in a game
23 by Ron Harper vs. Central Michigan, 2-26-86

Miami had six double-figure scorers in a game
Trey Perry (24), Brant Byers (17), Peter Suder (17), Tyler Robbins (17), Almar Atlason (16), Eian Elmer (13) vs. Milligan, 12-22-25

Miami had three players score 20 points in a game
Kam Craft (34), Brant Byers (21), Eian Elmer (20) vs. Bethany, 12-15-24

Miami had two players score 30 points in a game
Ron Harper (35) and Eric Newsome (31) vs. Ball State, 1-26-85

Miami did not have a double-figure scorer
at Wright State, 12-5-20

An opponent did not have a double-figure scorer
Midway, 11-29-17

Miscellaneous 2026-27 Notes/Stats:

Current Streak: 5
Largest margin of victory: 22 (vs. Defiance 11/18/26)
Average Margin of victory: 11.4
Largest margin of defeat:
Margin of defeat:
Largest lead at any time: 27 (vs. Defiance 11/18/26)
Largest deficit at any time: 9 (at James Madison 11/2/26)
Largest halftime lead: 19 (vs. Defiance 11/18/26)
Largest halftime deficit: 6 (at James Madison 11/2/26)
Largest lead surrendered in a loss:
Largest deficit overcome in a win: 9 (at James Madison 11/2/26)
Double-figure scoring games: Almar Atlason (4), Stevie Elam (5), Evan Ipsaro (4), Justin Kirby (1), Tyler Robbins (1), Luke Skaljac (3), Kyle Waltz (2)
30-point scoring games:
20-point scoring games (including 30-point scoring games):
Double-figure rebounding games: Antwone Woolfolk (1)
Double-figure assist games: Luke Skaljac (1)
Double-figure scoring and rebounding games:
Double-figure scoring and assist games: Luke Skaljac (1)
Games leading Miami in scoring: Almar Atlason (1*), Stevie Elam (2), Justin Kirby (1*), Luke Skaljac (1), Kyle Waltz (2*)
Games leading Miami in assists: Evan Ipsaro (3*), Luke Skaljac (3*)
Games leading Miami in rebounding: Preston Copeland (1), Stevie Elam (1), Kyle Waltz (2), Antwone Woolfolk (1)
**Tied for team lead at least once*

Miami's 2026-27 Record With These Starting Lineups:

Almar Atlason, Evan Ipsaro, Justin Kirby, Luke Skaljac, Antwone Woolfolk (4-0)
Almar Atlason, Stevie Elam, Evan Ipsaro, Justin Kirby, Antwone Woolfolk (1-0)

2026-27 Miami RedHawk Roster

Numerical Roster

No.	Name	Pos.	Ht.	Wt.	Elg.	Hometown (HS/Last School)
0	Alan Horton	F/C	6-9	240	Fr.	Toledo, Ohio (St. Francis de Sales School)
1	Anthony Fresh	G	6-4	180	Fr.	Jeffersonville, Ind. (Charlestown)
2	Evan Ipsaro	G	6-0	185	Sr.	Cincinnati, Ohio (Covington Catholic)
3	Luke Skaljac	G	6-2	190	Jr.	Brecksville, Ohio (Brecksville-Broadview Heights)
5	Preston Copeland	F	6-9	215	So.	Clayton, N.C. (Clayton/Ball State)
6	Justin Kirby	G	6-4	190	So.	Fishers, Ind. (Fishers)
7	Ethan Wright	F	6-6	190	Sr.	Philadelphia, Pa. (Spring Valley Academy)
8	Stevie Elam	G	6-3	210	So.	Adrian, Mich. (Adrian/Milwaukee)
9	Rich Rolf	F	6-7	220	R-Sr.	Centerville, Ohio (Centerville/Youngstown State)
11	Almar Atlason	F	6-8	230	Sr.	Reykjavík, Iceland (Sunrise Christian Academy/Bradley)
13	Antwone Woolfolk	F	6-9	250	5th	Cleveland, Ohio (Charles F. Brush/Rutgers)
20	Tyler Robbins	F	6-10	250	So.	Pittsburgh, Pa. (Upper St. Clair)
21	Leshawn Stowers	G	6-5	195	R-Fr.	Peoria, Ill. (Peoria Central)
24	Jackson Kotecki	F	6-9	225	Sr.	Chicago, Ill. (St. Ignatius College Prep)
25	Kyle Waltz	F	6-7	220	So.	Elmhurst, Ill. (York)
35	Danny Kelly	F	6-5	210	Fr.	Cincinnati, Ohio (Archbishop Moeller)

Alphabetical Roster

No.	Name	Pos.	Ht.	Wt.	Elg.	Hometown (HS/Last School)
11	Almar Atlason	F	6-8	230	Sr.	Reykjavík, Iceland (Sunrise Christian Academy/Bradley)
5	Preston Copeland	F	6-9	215	So.	Clayton, N.C. (Clayton/Ball State)
8	Stevie Elam	G	6-3	210	So.	Adrian, Mich. (Adrian/Milwaukee)
1	Anthony Fresh	G	6-4	180	Fr.	Jeffersonville, Ind. (Charlestown)
0	Alan Horton	F/C	6-9	240	Fr.	Toledo, Ohio (St. Francis de Sales School)
2	Evan Ipsaro	G	6-0	185	Sr.	Cincinnati, Ohio (Covington Catholic)
35	Danny Kelly	F	6-5	210	Fr.	Cincinnati, Ohio (Archbishop Moeller)
6	Justin Kirby	G	6-4	190	So.	Fishers, Ind. (Fishers)
24	Jackson Kotecki	F	6-9	225	Sr.	Chicago, Ill. (St. Ignatius College Prep)
20	Tyler Robbins	F	6-10	250	So.	Pittsburgh, Pa. (Upper St. Clair)
9	Rich Rolf	F	6-7	220	R-Sr.	Centerville, Ohio (Centerville/Youngstown State)
3	Luke Skaljac	G	6-2	190	Jr.	Brecksville, Ohio (Brecksville-Broadview Heights)
21	Leshawn Stowers	G	6-5	195	R-Fr.	Peoria, Ill. (Peoria Central)
25	Kyle Waltz	F	6-7	220	So.	Elmhurst, Ill. (York)
13	Antwone Woolfolk	F	6-9	250	5th	Cleveland, Ohio (Charles F. Brush/Rutgers)
7	Ethan Wright	F	6-6	190	Sr.	Philadelphia, Pa. (Spring Valley Academy)

Head Coach: Travis Steele (Fifth Season/Butler '04)
Associate Head Coach: Khristian Smith (Fifth Season/Indiana State '16)
Assistant Coach: Ben Botts (Second Season/IPFW '11)
Assistant Coach: Andrew Dakich (First Season/Michigan '17/Ohio State '19)
Assistant Coach: Carl Richburg (Fifth Season/Miami '09)
Assistant Coach: Elijah Pennington (Fifth Season/IUPUI '22)
Graduate Assistant: Dan Luers (Second Season/Eastern Illinois '24)

Pronunciation Guide
#2 - Evan Ipsaro - ipp-SARR-oh
#3 - Luke Skaljac - skal-JACK
#8 – Stevie Elam - EE-lum
#9 – Rich Rolf - rhymes with golf
#11 – Almar Atlason - ALL-mar AT-luh-sin
#21 – Leshawn Stowers - LEE-shon STOW-urs (rhymes with towers)
#24 - Jackson Kotecki - kuh-TECK-ee

2026-27 Miami RedHawk Radio/TV Chart



#00 Alan Horton
F/C • 6-9 • 240 • Fr.
Toledo, Ohio (St. Francis de Sales School)



#1 Anthony Fresh
G • 6-4 • 180 • Fr.
Jeffersonville, Ind. (Charlestown)



#2 Evan Ipsaro
G • 6-0 • 185 • Sr.
Cincinnati, Ohio (Covington Catholic)



#3 Luke Skaljac
G • 6-2 • 190 • Jr.
Brecksville, Ohio (Brecksville-Broadview Heights)



#5 Preston Copeland
F • 6-9 • 215 • So.
Clayton, N.C. (Clayton)



#6 Justin Kirby
G • 6-4 • 190 • So.
Fishers, Ind. (Fishers)



#7 Ethan Wright
F • 6-6 • 190 • Sr.
Philadelphia, Pa. (Spring Valley Academy)



#8 Stevie Elam
G • 6-3 • 210 • So.
Adrian, Mich. (Adrian)



#9 Rich Rolf
F • 6-7 • 220 • R-Sr.
Centerville, Ohio (Centerville)



#11 Almar Atlason
F • 6-8 • 230 • Sr.
Reykjavík, Iceland (Sunrise Christian Academy/Bradley)



#13 Antwone Woolfolk
F • 6-9 • 250 • 5th
Cleveland, Ohio (Charles F. Brush/Rutgers)



#20 Tyler Robbins
F • 6-10 • 250 • So.
Pittsburgh, Pa. (Upper St. Clair)



#21 Leshawn Stowers
G • 6-5 • 195 • R-Fr.
Peoria, Ill. (Peoria Central)



#24 Jackson Kotecki
F • 6-9 • 225 • Sr.
Chicago, Ill. (St. Ignatius College Prep)



#25 Kyle Waltz
F • 6-7 • 220 • So.
Elmhurst, Ill. (York)



#35 Danny Kelly
F • 6-5 • 210 • Fr.
Cincinnati, Ohio (Archbishop Moeller)



Dan Luers
Graduate Assistant
Second Season at Miami



Elijah Pennington
Assistant Coach
Fifth Season at Miami



Travis Steele
Head Coach
Fifth Season at Miami



Khristian Smith
Associate Head Coach
Fifth Season at Miami



Ben Botts
Assistant Coach
Second Season at Miami



Andrew Dakich
Assistant Coach
First Season at Miami



Carl Richburg
Assistant Coach
Fifth Season at Miami

Head Coach Travis Steele



Travis Steele enters his fifth season as head men's basketball coach at Miami University.

Last season, he put together one of the most exceptional seasons in program history, as the RedHawks became just the fifth program this century (NCAA Division I) to go undefeated during regular-season play. Miami went on to set a program record with 32 wins (tying the MAC record for most wins in a single season), breaking the previous mark of 25 set a year earlier. He propelled Miami into the Top 25 rankings for the first time since Feb. 15, 1999. Miami climbed as high as No. 19 as its winning streak grew, the team's highest ranking since March 13, 1978. By March, Miami was ranked No. 1 in the College Insider preseason Mid-Major Top 25®.

The Red and White won the outright MAC regular-season championship for the program's first MAC title since 2005, became the first MAC team to earn an at-large bid to the NCAA Tournament since 1999 and defeated SMU in the First Four for the program's first NCAA Tournament win since 1999. The RedHawks set program records for the most consecutive home wins overall (31) and road wins overall (15). Miami secured the best start for a program in MAC history, the most consecutive conference wins in MAC history, and the longest win streak in MAC history. The RedHawks ended the year with a program-record 1,049 made field goals and scored a program-record 3,047 points while also setting new records for field goal percentage (51.7%) and most made free throws in a season (592).

Steele was selected as the NABC Division I East District Coach of the Year, was named a Werner Ladder Naismith Men's College Coach of the Year Semifinalist, was a unanimous selection as MAC Coach of the Year and earned the title of John McLendon National Coach of the Year for his efforts during the 2025-26 season. Under his guidance, senior guard Peter Suder was named to the NABC Division I East District First Team and redshirt sophomore wing Brant Byers was selected to the Second Team. Suder earned MAC Player of the Year and earned First-Team honors as well, while Byers received a spot on the All-MAC Second Team, Eian Elmer was selected to the All-MAC Second Team, Luke Skaljac was placed on the All-MAC Third Team and Antwone Woolfolk was recognized as All-MAC Honorable Mention. In March, Collegeinsider.com announced that Suder was a finalist for the 2025-26 Lou Henson Award, which is presented annually to the top mid-major player in college basketball.

In Steele's third year, he led the Red and White to a new school record of 25 wins and finished the regular season with the program's most MAC wins (14-4) since 2005-06. As the No. 2 seed, the RedHawks reached their first MAC Tournament championship game since 2006-07. Miami increased its win total by 10 from the previous year, the largest single-season turnaround since 1983-84. Steele saw three of his players earn All-MAC honors, including Peter Suder, who received First-Team All-MAC honors (first RedHawk since 2012), and Brant Byers, who earned MAC Freshman of the Year (first since 2018).

In year two, Steele returned to the MAC Tournament for the second consecutive season as the RedHawks claimed the seventh seed. Miami won 15 games overall, its most since 2018-19, including nine conference victories (most since 2020-21). The RedHawks defeated two NCAA Tournament teams in the 2023-24 season and saw three players receive all-conference recognition (two All-MAC, one All-Freshman).

In his debut campaign, Steele led the RedHawks to a 12-20 season and a berth in the MAC Tournament quarterfinals as the No. 8 seed. The Red and White won four consecutive games in February to qualify for the postseason after being picked 11th in the preseason poll and produced three all-conference players (two All-MAC, one All-Freshman).

Steele became the 28th men's basketball head coach in Miami history on March 31, 2022 after completing a four-year stint as the head coach at rival Xavier University. He posted a 70-50 mark with Xavier and led the Musketeers to two postseason berths. In addition to recruiting two nationally-ranked classes among the top 20 as head coach, each of Steele's student-athletes graduated during his time at Xavier. As an assistant at XU, he also helped secure two top-10 nationally-ranked recruiting classes, made four NCAA Tournament appearances—twice advancing to the Sweet Sixteen—and won a conference championship.

Steele has coached at the high school, AAU, junior college and Division I levels. He has held nearly every role on a staff – from volunteer, to graduate assistant, to assistant coach, to video coordinator, to director of operations to head coach.

He was hired as the director of basketball operations at Xavier in 2008 before being elevated to assistant coach in 2009 and then associate head coach in 2015, and ultimately, head coach in 2018. Prior to Xavier, Steele worked on the staff at Indiana University. He joined the Hoosiers in August of 2006, taking on the duties of video coordinator. He also served as an assistant men's basketball coach at Wabash Valley College (2005-06) and spent a year with the Ohio State basketball program as a graduate manager (2004-05) under Thad Matta. He earned his undergraduate degree in business from Butler, where he graduated cum laude in marketing in 2004.

Steele, the brother of current College of Charleston head coach John Groce, was born Nov. 12, 1981 in Danville, Indiana. He and his wife Amanda reside in Cincinnati with their children, Aspen, Winston and Anderson.



00 Alan Horton

Bio/Career Stats/Game-By-Game Stats Link

To access game-by-game stats, click the "Stats" tab in the bio and select the year on the right drop down.

Career/Season Highs

POINTS: ..... 9 vs. Defiance (11/18/26)
FIELD GOALS: ..... 4 vs. Defiance (11/18/26)
3-POINT FG .....
MADE FT: ..... 1 vs. Defiance (11/18/26)
REBOUNDS: .....
ASSISTS: ..... 1 vs. Defiance (11/18/26)
STEALS: .....
BLOCKED SHOTS: .....1 at Evansville (11/14/26)
MINUTES: .....11:16 vs. Defiance (11/18/26)



1 Anthony Fresh

Bio/Career Stats/Game-By-Game Stats Link

Career/Season Highs

POINTS: .....
FIELD GOALS: .....
3-POINT FG .....
MADE FT: .....
REBOUNDS: .....3 vs. Defiance (11/18/26)
ASSISTS: ..... 1 vs. Defiance (11/18/26)
STEALS: ..... 1 vs. Defiance (11/18/26)
BLOCKED SHOTS: .....
MINUTES: .....13:21 vs. Defiance (11/18/26)



2 Evan Ipsaro

Bio/Career Stats/Game-By-Game Stats Link

Season Highs

POINTS: .....16 vs. UIC (11/22/26)
FIELD GOALS: ..... 6 vs. UIC (11/22/26)
3-POINT FG ..... 4 vs. UIC (11/22/26)
MADE FT: .....7 vs. Bellarmine (11/7/26)
REBOUNDS: ..... 5 vs. UIC (11/22/26)
ASSISTS: .....8 at Evansville (11/14/26)
STEALS: ..... 4 at James Madison (11/2/26)
BLOCKED SHOTS: .....
MINUTES: .....32:13 vs. UIC (11/22/26)

Career Highs

POINTS: ..... 27 at UNC Asheville (12/10/25)
FIELD GOALS: .....10 at UNC Asheville (12/10/25)
3-POINT FG ..... 6 vs. Maine (12/6/25)
MADE FT: .....11 vs. Eastern Illinois (11/19/23)
REBOUNDS: .....5 (5x), last at EKU (12/13/25)
ASSISTS: .....7 (4x), last at Air Force (11/15/25)
STEALS: .....4 (2x), last at James Madison (11/2/26)
BLOCKED SHOTS: .....2 vs. EMU (1/28/25)
MINUTES: ..... 37:29 vs. Mercyhurst (11/20/25)



3 Luke Skaljac

Bio/Career Stats/Game-By-Game Stats Link

Season Highs

POINTS: .....19 at James Madison (11/2/26)
FIELD GOALS: .....5 (2x), last vs. UIC (11/22/26)
3-POINT FG .....3 at James Madison (11/2/26)
MADE FT: .....6 at James Madison (11/2/26)
REBOUNDS: ..... 4 at James Madison (11/2/26)
ASSISTS: .....11 vs. Defiance (11/18/26)
STEALS: .....3 at James Madison (11/2/26)
BLOCKED SHOTS: .....
MINUTES: .....32:06 at James Madison (11/2/26)

Career Highs

POINTS: ..... 24 vs. Bowling Green (2/20/26)
FIELD GOALS: .....9 at Buffalo (2/3/26)
3-POINT FG ..... 5 vs. Bowling Green (2/20/26)
MADE FT: .....6 vs. Toledo (2/11/25)
REBOUNDS: .....7 (3x), last vs. Maine (12/6/25)
ASSISTS: .....11 vs. Defiance (11/18/26)
STEALS: .....5 at Buffalo (2/3/26)
BLOCKED SHOTS: .....2 at App State (11/4/24)
MINUTES: ..... 39:00 vs. Buffalo (1/17/26)



5 Preston Copeland

Bio/Career Stats/Game-By-Game Stats Link

To access game-by-game stats, click the "Stats" tab in the bio and select the year on the right drop down.

Season Highs

POINTS: ..... 3 vs. Defiance (11/18/26)
FIELD GOALS: ..... 1 (2x), last vs. UIC (11/22/26)
3-POINT FG .....
MADE FT: ..... 1 vs. Defiance (11/18/26)
REBOUNDS: ..... 6 vs. UIC (11/22/26)
ASSISTS: .....
STEALS: .....
BLOCKED SHOTS: ..... 2 vs. Defiance (11/18/26)
MINUTES: ..... 10:02 vs. Defiance (11/18/26)

Career Highs

POINTS: ..... 18 vs. Earlham (12/29/25)
FIELD GOALS: ..... 8 vs. Earlham (12/29/25)
3-POINT FG .....
MADE FT: ..... 4 at UMass (1/10/26)
REBOUNDS: ..... 16 vs. Le Moyne (11/30/25)
ASSISTS: ..... 1 (8x), last vs. Central Michigan (3/6/26)
STEALS: ..... 2 (2x), last vs. UMass (2/24/26)
BLOCKED SHOTS: ..... 3 (3x), last vs. CMU (3/6/26)
MINUTES: ..... 35 at Western Michigan (3/3/26)



6 Justin Kirby

Bio/Career Stats/Game-By-Game Stats Link

Season Highs

POINTS: ..... 15 vs. Bellarmine (11/7/26)
FIELD GOALS: ..... 5 vs. Bellarmine (11/7/26)
3-POINT FG ..... 3 vs. Bellarmine (11/7/26)
MADE FT: ..... 2 (3x), last vs. UIC (11/22/26)
REBOUNDS: ..... 9 at James Madison (11/2/26)
ASSISTS: ..... 2 (2x), last vs. UIC (11/22/26)
STEALS: .....
BLOCKED SHOTS: ..... 1 vs. Bellarmine (11/7/26)
MINUTES: ..... 31:09 at Evansville (11/14/26)

Career Highs

POINTS: ..... 17 vs. Central Michigan (1/13/26)
FIELD GOALS: ..... 5 vs. Bellarmine (11/7/26)
3-POINT FG ..... 3 (2x), last vs. Bellarmine (11/7/26)
MADE FT: ..... 6 (3x), last vs. UMass (1/27/26)
REBOUNDS: ..... 9 at James Madison (11/2/26)
ASSISTS: ..... 3 vs. UMass (1/27/26)
STEALS: ..... 2 vs. Toledo (3/3/26)
BLOCKED SHOTS: ... 1 (4x), last vs. Bellarmine (11/7/26)
MINUTES: ..... 33:44 vs. UMass (1/27/26)



7 Ethan Wright

Bio/Career Stats/Game-By-Game Stats Link

Season Highs

POINTS: .....
FIELD GOALS: .....
3-POINT FG .....
MADE FT: .....
REBOUNDS: .....
ASSISTS: .....
STEALS: .....
BLOCKED SHOTS: .....
MINUTES: .....

Career Highs

POINTS: ..... 3 (2x), last vs. Trinity Christian (11/7/25)
FIELD GOALS: ..... 1 (2x), last vs. Maine (12/6/25)
3-POINT FG ..... 1 vs. Bethany (12/15/24)
MADE FT: ..... 3 vs. Trinity Christian (11/7/25)
REBOUNDS: ..... 2 (2x), last IU East (12/2/25)
ASSISTS: ..... N/A
STEALS: ..... 1 vs. Trinity Christian (11/7/25)
BLOCKED SHOTS: ..... N/A
MINUTES: ..... 3:58 vs. Trinity Christian (11/7/25)



8 Stevie Elam

Bio/Career Stats/Game-By-Game Stats Link

Season Highs

POINTS: ..... 18 (2x), last vs. UIC (11/22/26)
FIELD GOALS: ..... 6 (2x), last vs. UIC (11/22/26)
3-POINT FG ..... 6 vs. UIC (11/22/26)
MADE FT: ..... 6 at Evansville (11/14/26)
REBOUNDS: ..... 8 vs. Defiance (11/18/26)
ASSISTS: ..... 3 vs. Bellarmine (11/7/26)
STEALS: ..... 2 (2x), last vs. Defiance (11/18/26)
BLOCKED SHOTS: ..... 2 vs. Bellarmine (11/7/26)
MINUTES: ..... 28:14 vs. Bellarmine (11/7/26)

Career Highs

POINTS: ..... 22 at Detroit Mercy (2/20/26)
FIELD GOALS: ..... 8 at Detrot Mercy (2/20/26)
3-POINT FG ..... 6 vs. UIC (11/22/26)
MADE FT: ..... 6 (3x), last at Evansville (11/14/26)
REBOUNDS: ..... 10 vs. Wright State (1/30/26)
ASSISTS: ..... 3 (3x), last vs. Bellarmine (11/7/26)
STEALS: ..... 4 vs. Youngstown State (2/25/26)
BLOCKED SHOTS: ..... 3 vs. Hampton (11/3/25)
MINUTES: ..... 38 vs. Cleveland State (2/1/26)



9 Rich Rolf

Bio/Career Stats/Game-By-Game Stats Link

To access game-by-game stats, click the "Stats" tab in the bio and select the year on the right drop down.

Season Highs

POINTS: ..... 4 vs. Defiance (11/18/26)
FIELD GOALS: ..... 2 vs. Defiance (11/18/26)
3-POINT FG .....
MADE FT: .....
REBOUNDS: ..... 6 vs. Defiance (11/18/26)
ASSISTS: ..... 1 vs. Bellarmine (11/7/26)
STEALS: ..... 2 vs. Defiance (11/18/26)
BLOCKED SHOTS: .....
MINUTES: ..... 04:59 vs. Bellarmine (11/7/26)

Career Highs

POINTS: ..... 22 vs. Georgia Southern (11/24/25)
FIELD GOALS: ..... 9 (2x), last at IU Indy (12/6/25)
3-POINT FG ..... 5 at Purdue Fort Wayne (2/4/26)
MADE FT: ..... 4 (6x), last at Detroit Mercy (2/15/26)
REBOUNDS: ..... 10 (4x), last at Milwaukee (2/25/26)
ASSISTS: ..... 6 (2x), last at Milwaukee (2/25/26)
STEALS: ..... 3 (3x), last vs. IU Indy (1/30/26)
BLOCKED SHOTS: .. 2 (2x), last at Milwaukee (2/25/26)
MINUTES: ..... 38 at Robert Morris (12/17/25)



11 Almar Atlason

Bio/Career Stats/Game-By-Game Stats Link

Season Highs

POINTS: ..... 17 at Evansville (11/14/26)
FIELD GOALS: ..... 6 at Evansville (11/14/26)
3-POINT FG ..... 5 at Evansville (11/14/26)
MADE FT: ..... 3 vs. Bellarmine (11/7/26)
REBOUNDS: ..... 6 vs. Defiance (11/18/26)
ASSISTS: ..... 4 vs. Bellarmine (11/7/26)
STEALS: ..... 2 vs. UIC (11/22/26)
BLOCKED SHOTS: ..... 2 (2x), last vs. UIC (11/22/26)
MINUTES: ..... 33:45 vs. Bellarmine (11/7/26)

Career Highs

POINTS: ..... 28 vs. Belmont (2/5/25)
FIELD GOALS: ..... 11 vs. Belmont (2/5/25)
3-POINT FG ..... 6 (2x), last vs. Belmont (2/5/25)
MADE FT: ..... 6 vs. Western Michigan (1/6/26)
REBOUNDS: ..... 8 vs. Southeast Mo. St. (11/4/24)
ASSISTS: ..... 6 vs. Trinity Christian (11/7/25)
STEALS: ..... 2 (6x), last vs. UIC (11/22/26)
BLOCKED SHOTS: ..... 2 (4x), last vs. UIC (11/22/26)
MINUTES: ..... 38 vs. Valparaiso (12/29/24)



13 Antwone Woolfolk

Bio/Career Stats/Game-By-Game Stats Link

Season Highs

POINTS: ..... 9 at Evansville (11/14/26)
FIELD GOALS: ..... 4 at Evansville (11/14/26)
3-POINT FG ..... 1 (2x), last vs. UIC (11/22/26)
MADE FT: ..... 3 vs. Bellarmine (11/7/26)
REBOUNDS: ..... 10 at James Madison (11/2/26)
ASSISTS: ..... 4 vs. UIC (11/22/26)
STEALS: ..... 2 vs. Bellarmine (11/7/26)
BLOCKED SHOTS: ..... 1 at James Madison (11/2/26)
MINUTES: ..... 29:53 vs. UIC (11/22/26)

Career Highs

POINTS: ..... 21 (2x), last at Toledo (1/9/26)
FIELD GOALS: ..... 8 at Toledo (1/9/26)
3-POINT FG ..... 2 (3x), last at Toledo (1/9/26)
MADE FT: ..... 8 vs. EMU (1/28/25)
REBOUNDS: ..... 13 at Air Force (11/15/25)
ASSISTS: ..... 5 vs. Central Michigan (1/13/26)
STEALS: ..... 5 vs. Buffalo (1/17/26)
BLOCKED SHOTS: ..... 3 (4x), last at Air Force (11/15/25)
MINUTES: ..... 33:58 vs. Buffalo (1/17/26)



20 Tyler Robbins

Bio/Career Stats/Game-By-Game Stats Link

Season Highs

POINTS: ..... 12 vs. Defiance (11/18/26)
FIELD GOALS: ..... 5 vs. Defiance (11/18/26)
3-POINT FG .....
MADE FT: ..... 2 vs. Defiance (11/18/26)
REBOUNDS: ..... 4 vs. Bellarmine (11/7/26)
ASSISTS: ..... 1 (3x), last vs. Defiance (11/18/26)
STEALS: .....
BLOCKED SHOTS: ..... 1 at James Madison (11/2/26)
MINUTES: ..... 12:40 vs. Defiance (11/18/26)

Career Highs

POINTS: ..... 17 vs. Trinity Christian (11/7/25)
FIELD GOALS: ..... 8 vs. Milligan (12/22/25)
3-POINT FG ..... 2 vs. UNCG (11/26/25)
MADE FT: ..... 6 vs. Trinity Christian (11/7/25)
REBOUNDS: ..... 10 vs. Trinity Christian (11/7/25)
ASSISTS: ..... 2 vs. Milligan (12/22/25)
STEALS: ..... 1 (3x), last vs. Milligan (12/22/25)
BLOCKED SHOTS: ..... 3 (2x), last vs. IU East (12/2/25)
MINUTES: ..... 18:36 vs. IU East (12/2/25)



21 Leshawn Stowers

Bio/Career Stats/Game-By-Game Stats Link

To access game-by-game stats, click the "Stats" tab in the bio and select the year on the right drop down.

Career/Season Highs

POINTS: ..... 6 vs. Defiance (11/18/26)
FIELD GOALS: ..... 1 vs. Defiance (11/18/26)
3-POINT FG .....
MADE FT: ..... 4 vs. Defiance (11/18/26)
REBOUNDS: .....1 (2x), last vs. Defiance (11/18/26)
ASSISTS: .....1 vs. Bellarmine (11/7/26)
STEALS: ..... 1 vs. Defiance (11/18/26)
BLOCKED SHOTS: .....
MINUTES: .....18:10 vs. Defiance (11/18/26)



24 Jackson Kotecki

Bio/Career Stats/Game-By-Game Stats Link

Season Highs

POINTS: ..... N/A
FIELD GOALS: ..... N/A
3-POINT FG ..... N/A
MADE FT: ..... N/A
REBOUNDS: ..... 1 vs. Defiance (11/18/26)
ASSISTS: ..... N/A
STEALS: ..... N/A
BLOCKED SHOTS: ..... N/A
MINUTES: .....3:20 vs. Defiance (11/18/26)

Career Highs

POINTS: ..... 19 vs. Spalding (11/28/23)
FIELD GOALS: .....6 vs. Spalding (11/28/23)
3-POINT FG ..... 2 (2x), last vs. Defiance (12/30/24)
MADE FT: .....5 vs. Spalding (11/28/23)
REBOUNDS: ..... 5 (2x), last vs. Defiance (12/30/24)
ASSISTS: .....2 (2x), last at Michigan (11/18/24)
STEALS: .....1 (6x), last vs. Trinity Christian (11/7/25)
BLOCKED SHOTS: .....2 vs. Spalding (11/28/23)
MINUTES: ..... 18:40 at St. Bonaventure (11/25/23)



25 Kyle Waltz

Bio/Career Stats/Game-By-Game Stats Link

Season Highs

POINTS: ..... 19 at Evansville (11/14/26)
FIELD GOALS: .....6 at Evansville (11/14/26)
3-POINT FG .....3 at Evansville (11/14/26)
MADE FT: .....7 vs. Bellarmine (11/7/26)
REBOUNDS: ..... 9 vs. Defiance (11/18/26)
ASSISTS: ..... 6 vs. Defiance (11/18/26)
STEALS: .....2 at Evansville (11/14/26)
BLOCKED SHOTS: .....2 at James Madison (11/2/26)
MINUTES: .....26:11 vs. Bellarmine (11/7/26)

Career Highs

POINTS: ..... 23 vs. Trinity Christian (11/7/25)
FIELD GOALS: .....7 (2x), last vs. IU East (12/2/25)
3-POINT FG ..... 3 (3x), last at Evansville (11/14/26)
MADE FT: .....7 vs. Bellarmine (11/7/26)
REBOUNDS: ..... 9 vs. Defiance (11/18/26)
ASSISTS: ..... 6 vs. Defiance (11/18/26)
STEALS: .....2 (2x), last at Evansville (11/14/26)
BLOCKED SHOTS: .....2 at James Madison (11/2/26)
MINUTES: ..... 26:11 vs. Bellarmine (11/7/26)



35 Danny Kelly

Bio/Career Stats/Game-By-Game Stats Link

Career/Season Highs

POINTS: ..... N/A
FIELD GOALS: ..... N/A
3-POINT FG ..... N/A
MADE FT: ..... N/A
REBOUNDS: ..... N/A
ASSISTS: ..... N/A
STEALS: ..... N/A
BLOCKED SHOTS: ..... N/A
MINUTES: ..... N/A

2026-27 Miami (OH) Men's Basketball
Team Game-by-Game
All games

as of Nov 23, 2026

				Total		3-Pointers		Free throws		Rebounds										
Opponent	**Date**	**Score**		**FG-FGA**	**PCT**	**3FG-3FGA**	**PCT**	**FT-FTA**	**PCT**	**OFF**	**DEF**	**TOT**	**AVG**	**PF**	**A**	**TO**	**BLK**	**STL**	**PTS**	**AVG**
at James Madison	11/02/2026	86-77	W	31-68	.456	8-24	.333	16-17	.941	13	31	44	44.0	16	17	11	4	10	86	86.0
Bellarmine	11/07/2026	80-73	W	24-55	.436	10-34	.294	22-26	.846	10	26	36	40.0	13	17	10	4	7	80	83.0
at Evansville	11/14/2026	86-78	W	27-50	.540	14-28	.500	18-20	.900	5	27	32	37.3	17	24	16	3	7	86	84.0
Defiance	11/18/2026	91-69	W	32-61	.525	12-30	.400	15-21	.714	13	37	50	40.5	12	25	16	3	9	91	85.8
vs UIC	11/22/2026	71-60	W	25-51	.490	15-36	.417	6-7	.857	7	26	33	39.0	17	17	16	3	5	71	82.8
Total		**414**		**139-285**	**.488**	**59-152**	**.388**	**77-91**	**.846**	**48**	**147**	**195**	**39.0**	**75**	**100**	**69**	**17**	**38**	**414**	**82.8**
Opponents		357		134-313	.428	38-119	.319	51-79	.646	47	102	149	29.8	85	65	54	14	43	357	71.4

Miami (OH) Averages

Games Played	Points/ game	FG Pct	3FG Pct	FT Pct	Rebounds/ game	Assists/ game	Turnovers/ game	Assist/Turnover ratio	Steals/ game	Blocks/ game
5	82.8	48.8	38.8	84.6	39.0	20.0	13.8	1.4	7.6	3.4

2026-27 Miami (OH) Men's Basketball
Opponents Game-by-Game
All games

				Total		3-Pointers		Free throws		Rebounds										
Opponent	**Date**	**Score**		**FG-FGA**	**PCT**	**3FG-3FGA**	**PCT**	**FT-FTA**	**PCT**	**OFF**	**DEF**	**TOT**	**AVG**	**PF**	**A**	**TO**	**BLK**	**STL**	**PTS**	**AVG**
at James Madison	11/02/2026	86-77	W	27-70	.386	14-34	.412	9-16	.563	16	23	39	39.0	19	13	12	2	6	77	77.0
Bellarmine	11/07/2026	80-73	W	30-66	.455	3-23	.130	10-10	1.000	10	21	31	35.0	17	12	10	2	6	73	75.0
at Evansville	11/14/2026	86-78	W	29-64	.453	9-24	.375	11-16	.688	12	20	32	34.0	18	20	12	4	8	78	76.0
Defiance	11/18/2026	91-69	W	26-64	.406	7-26	.269	10-21	.476	7	19	26	32.0	16	8	9	5	13	69	74.3
vs UIC	11/22/2026	71-60	W	22-49	.449	5-12	.417	11-16	.688	2	19	21	29.8	15	12	11	1	10	60	71.4
Total		**357**		**134-313**	**.428**	**38-119**	**.319**	**51-79**	**.646**	**47**	**102**	**149**	**29.8**	**85**	**65**	**54**	**14**	**43**	**357**	**71.4**
Miami (OH)		414		139-285	.488	59-152	.388	77-91	.846	48	147	195	39.0	75	100	69	17	38	414	82.8

Opponents Averages

Games Played	Points/ game	FG Pct	3FG Pct	FT Pct	Rebounds/ game	Assists/ game	Turnovers/ game	Assist/Turnover ratio	Steals/ game	Blocks/ game
5	71.4	42.8	31.9	64.6	29.8	13.0	10.8	1.2	8.6	2.8

2026-27 Miami (OH) Men's Basketball
Team High/Low Analysis
All games

as of Nov 23, 2026

Miami (OH) - Game Highs

POINTS	91		Defiance (11/18/2026)
	86		at Evansville (11/14/2026)
	86		at James Madison (11/02/2026)
	80		Bellarmine (11/07/2026)
	71		vs UIC (N) (11/22/2026)
FIELD GOALS MADE	32		Defiance (11/18/2026)
	31		at James Madison (11/02/2026)
FIELD GOAL ATTEMPTS	68		at James Madison (11/02/2026)
	61		Defiance (11/18/2026)
FIELD GOAL PERCENTAGE	.540	(27-50)	at Evansville (11/14/2026)
	.525	(32-61)	Defiance (11/18/2026)
3 PT FG MADE	15		vs UIC (N) (11/22/2026)
	14		at Evansville (11/14/2026)
3 PT FG ATTEMPTS	36		vs UIC (N) (11/22/2026)
	34		Bellarmine (11/07/2026)
3 PT FG PERCENTAGE	.500	(14-28)	at Evansville (11/14/2026)
	.417	(15-36)	vs UIC (N) (11/22/2026)
FREE THROWS MADE	22		Bellarmine (11/07/2026)
	18		at Evansville (11/14/2026)
FREE THROW ATTEMPTS	26		Bellarmine (11/07/2026)
	21		Defiance (11/18/2026)
FREE THROW PERCENTAGE	.941	(16-17)	at James Madison (11/02/2026)
	.900	(18-20)	at Evansville (11/14/2026)
REBOUNDS	50		Defiance (11/18/2026)
	44		at James Madison (11/02/2026)
ASSISTS	25		Defiance (11/18/2026)
	24		at Evansville (11/14/2026)
STEALS	10		at James Madison (11/02/2026)
	9		Defiance (11/18/2026)
BLOCKED SHOTS	4		Bellarmine (11/07/2026)
	4		at James Madison (11/02/2026)
TURNOVERS	16		vs UIC (N) (11/22/2026)
	16		Defiance (11/18/2026)
	16		at Evansville (11/14/2026)
FOULS	17		vs UIC (N) (11/22/2026)
	17		at Evansville (11/14/2026)

2026-27 Miami (OH) Men's Basketball
Team High/Low Analysis
All games

as of Nov 23, 2026

Miami (OH) - Game Lows

POINTS	71		vs UIC (N) (11/22/2026)
	80		Bellarmine (11/07/2026)
	86		at Evansville (11/14/2026)
	86		at James Madison (11/02/2026)
	91		Defiance (11/18/2026)
FIELD GOALS MADE	24		Bellarmine (11/07/2026)
	25		vs UIC (N) (11/22/2026)
FIELD GOAL ATTEMPTS	50		at Evansville (11/14/2026)
	51		vs UIC (N) (11/22/2026)
FIELD GOAL PERCENTAGE	.436	(24-55)	Bellarmine (11/07/2026)
	.456	(31-68)	at James Madison (11/02/2026)
3 PT FG MADE	8		at James Madison (11/02/2026)
	10		Bellarmine (11/07/2026)
3 PT FG ATTEMPTS	24		at James Madison (11/02/2026)
	28		at Evansville (11/14/2026)
3 PT FG PERCENTAGE	.294	(10-34)	Bellarmine (11/07/2026)
	.333	(8-24)	at James Madison (11/02/2026)
FREE THROWS MADE	6		vs UIC (N) (11/22/2026)
	15		Defiance (11/18/2026)
FREE THROW ATTEMPTS	7		vs UIC (N) (11/22/2026)
	17		at James Madison (11/02/2026)
FREE THROW PERCENTAGE	.714	(15-21)	Defiance (11/18/2026)
	.846	(22-26)	Bellarmine (11/07/2026)
REBOUNDS	32		at Evansville (11/14/2026)
	33		vs UIC (N) (11/22/2026)
ASSISTS	17		vs UIC (N) (11/22/2026)
	17		Bellarmine (11/07/2026)
	17		at James Madison (11/02/2026)
STEALS	5		vs UIC (N) (11/22/2026)
	7		at Evansville (11/14/2026)
	7		Bellarmine (11/07/2026)
BLOCKED SHOTS	3		vs UIC (N) (11/22/2026)
	3		Defiance (11/18/2026)
	3		at Evansville (11/14/2026)
TURNOVERS	10		Bellarmine (11/07/2026)
	11		at James Madison (11/02/2026)
FOULS	12		Defiance (11/18/2026)
	13		Bellarmine (11/07/2026)

2026-27 Miami (OH) Men's Basketball
Team High/Low Analysis
All games

as of Nov 23, 2026

Opponent - Game Highs

POINTS	78		at Evansville (11/14/2026)
	77		at James Madison (11/02/2026)
	73		Bellarmine (11/07/2026)
	69		Defiance (11/18/2026)
	60		vs UIC (N) (11/22/2026)
FIELD GOALS MADE	30		Bellarmine (11/07/2026)
	29		at Evansville (11/14/2026)
FIELD GOAL ATTEMPTS	70		at James Madison (11/02/2026)
	66		Bellarmine (11/07/2026)
FIELD GOAL PERCENTAGE	.455	(30-66)	Bellarmine (11/07/2026)
	.453	(29-64)	at Evansville (11/14/2026)
3 PT FG MADE	14		at James Madison (11/02/2026)
	9		at Evansville (11/14/2026)
3 PT FG ATTEMPTS	34		at James Madison (11/02/2026)
	26		Defiance (11/18/2026)
3 PT FG PERCENTAGE	.417	(5-12)	vs UIC (N) (11/22/2026)
	.412	(14-34)	at James Madison (11/02/2026)
FREE THROWS MADE	11		vs UIC (N) (11/22/2026)
	11		at Evansville (11/14/2026)
FREE THROW ATTEMPTS	21		Defiance (11/18/2026)
	16		vs UIC (N) (11/22/2026)
	16		at Evansville (11/14/2026)
	16		at James Madison (11/02/2026)
FREE THROW PERCENTAGE	1.000	(10-10)	Bellarmine (11/07/2026)
	.688	(11-16)	vs UIC (N) (11/22/2026)
	.688	(11-16)	at Evansville (11/14/2026)
REBOUNDS	39		at James Madison (11/02/2026)
	32		at Evansville (11/14/2026)
ASSISTS	20		at Evansville (11/14/2026)
	13		at James Madison (11/02/2026)
STEALS	13		Defiance (11/18/2026)
	10		vs UIC (N) (11/22/2026)
BLOCKED SHOTS	5		Defiance (11/18/2026)
	4		at Evansville (11/14/2026)
TURNOVERS	12		at Evansville (11/14/2026)
	12		at James Madison (11/02/2026)
FOULS	19		at James Madison (11/02/2026)
	18		at Evansville (11/14/2026)

2026-27 Miami (OH) Men's Basketball
Team High/Low Analysis
All games

as of Nov 23, 2026

Opponent - Game Lows

POINTS	60		vs UIC (N) (11/22/2026)
	69		Defiance (11/18/2026)
	73		Bellarmine (11/07/2026)
	77		at James Madison (11/02/2026)
	78		at Evansville (11/14/2026)
FIELD GOALS MADE	22		vs UIC (N) (11/22/2026)
	26		Defiance (11/18/2026)
FIELD GOAL ATTEMPTS	49		vs UIC (N) (11/22/2026)
	64		Defiance (11/18/2026)
	64		at Evansville (11/14/2026)
FIELD GOAL PERCENTAGE	.386	(27-70)	at James Madison (11/02/2026)
	.406	(26-64)	Defiance (11/18/2026)
3 PT FG MADE	3		Bellarmine (11/07/2026)
	5		vs UIC (N) (11/22/2026)
3 PT FG ATTEMPTS	12		vs UIC (N) (11/22/2026)
	23		Bellarmine (11/07/2026)
3 PT FG PERCENTAGE	.130	(3-23)	Bellarmine (11/07/2026)
	.269	(7-26)	Defiance (11/18/2026)
FREE THROWS MADE	9		at James Madison (11/02/2026)
	10		Defiance (11/18/2026)
	10		Bellarmine (11/07/2026)
FREE THROW ATTEMPTS	10		Bellarmine (11/07/2026)
	16		vs UIC (N) (11/22/2026)
	16		at Evansville (11/14/2026)
	16		at James Madison (11/02/2026)
FREE THROW PERCENTAGE	.476	(10-21)	Defiance (11/18/2026)
	.563	(9-16)	at James Madison (11/02/2026)
REBOUNDS	21		vs UIC (N) (11/22/2026)
	26		Defiance (11/18/2026)
ASSISTS	8		Defiance (11/18/2026)
	12		vs UIC (N) (11/22/2026)
	12		Bellarmine (11/07/2026)
STEALS	6		Bellarmine (11/07/2026)
	6		at James Madison (11/02/2026)
BLOCKED SHOTS	1		vs UIC (N) (11/22/2026)
	2		Bellarmine (11/07/2026)
	2		at James Madison (11/02/2026)
TURNOVERS	9		Defiance (11/18/2026)
	10		Bellarmine (11/07/2026)
FOULS	15		vs UIC (N) (11/22/2026)
	16		Defiance (11/18/2026)

2026-27 Miami (OH) Men's Basketball
Player Highs Analysis
All games

as of Nov 23, 2026

Miami (OH) - Individual Game Highs

POINTS	19		Kyle Waltz at Evansville (11/14/2026)
	19		Luke Skaljac at James Madison (11/02/2026)
	18		Stevie Elam vs UIC (N) (11/22/2026)
	18		Stevie Elam at Evansville (11/14/2026)
	17		Almar Atlason at Evansville (11/14/2026)
FIELD GOALS MADE	6		Evan Ipsaro vs UIC (N) (11/22/2026)
	6		Stevie Elam vs UIC (N) (11/22/2026)
	6		Almar Atlason at Evansville (11/14/2026)
	6		Kyle Waltz at Evansville (11/14/2026)
	6		Stevie Elam at James Madison (11/02/2026)
FIELD GOAL ATTEMPTS	16		Almar Atlason vs Bellarmine (11/07/2026)
	14		Luke Skaljac at James Madison (11/02/2026)
FIELD GOAL PERCENTAGE (min 5 made)	.857	(6-7)	Kyle Waltz at Evansville (11/14/2026)
	.750	(6-8)	Evan Ipsaro vs UIC (N) (11/22/2026)
	.750	(6-8)	Stevie Elam at James Madison (11/02/2026)
3 PT FG MADE	6		Stevie Elam vs UIC (N) (11/22/2026)
	5		Almar Atlason at Evansville (11/14/2026)
3 PT FG ATTEMPTS	12		Stevie Elam vs UIC (N) (11/22/2026)
	11		Almar Atlason vs Bellarmine (11/07/2026)
3 PT FG PERCENTAGE (min 2 made)	1.000	(3-3)	Evan Ipsaro vs Defiance (11/18/2026)
	1.000	(3-3)	Kyle Waltz at Evansville (11/14/2026)
FREE THROWS MADE	7		Evan Ipsaro vs Bellarmine (11/07/2026)
	7		Kyle Waltz vs Bellarmine (11/07/2026)
FREE THROW ATTEMPTS	8		Evan Ipsaro vs Bellarmine (11/07/2026)
	8		Kyle Waltz vs Bellarmine (11/07/2026)
FREE THROW PERCENTAGE (min 3 made)	1.000	(6-6)	Luke Skaljac at James Madison (11/02/2026)
	1.000	(4-4)	Leshawn Stowers vs Defiance (11/18/2026)
	1.000	(4-4)	Evan Ipsaro at Evansville (11/14/2026)
	1.000	(4-4)	Kyle Waltz at Evansville (11/14/2026)
REBOUNDS	10		Antwone Woolfolk at James Madison (11/02/2026)
	9		Kyle Waltz vs Defiance (11/18/2026)
	9		Justin Kirby at James Madison (11/02/2026)
ASSISTS	11		Luke Skaljac vs Defiance (11/18/2026)
	9		Luke Skaljac at Evansville (11/14/2026)
STEALS	4		Evan Ipsaro at James Madison (11/02/2026)
	3		Evan Ipsaro vs Bellarmine (11/07/2026)
	3		Luke Skaljac at James Madison (11/02/2026)
BLOCKED SHOTS	2		Almar Atlason vs UIC (N) (11/22/2026)
	2		Preston Copeland vs Defiance (11/18/2026)
	2		Almar Atlason at Evansville (11/14/2026)
	2		Stevie Elam vs Bellarmine (11/07/2026)
	2		Kyle Waltz at James Madison (11/02/2026)
TURNOVERS	6		Luke Skaljac at Evansville (11/14/2026)
	5		Antwone Woolfolk vs UIC (N) (11/22/2026)
	5		Almar Atlason vs UIC (N) (11/22/2026)
FOULS	5		Kyle Waltz vs Defiance (11/18/2026)
	4		Luke Skaljac vs UIC (N) (11/22/2026)
	4		Luke Skaljac at Evansville (11/14/2026)
	4		Almar Atlason at James Madison (11/02/2026)
	4		Luke Skaljac at James Madison (11/02/2026)
	4		Justin Kirby at James Madison (11/02/2026)

2026-27 Miami (OH) Men's Basketball
Player Highs Analysis
All games

as of Nov 23, 2026

Opponent - Individual Game Highs

POINTS	30		Bryce Quinet at Evansville (11/14/2026)
	26		AJ Casey at Evansville (11/14/2026)
	25		Nate Miles vs Defiance (11/18/2026)
	20		Tyler Doyle vs Bellarmine (11/07/2026)
	16		Kenyon Goodin vs Bellarmine (11/07/2026)
FIELD GOALS MADE	12		Bryce Quinet at Evansville (11/14/2026)
	10		Nate Miles vs Defiance (11/18/2026)
	10		AJ Casey at Evansville (11/14/2026)
FIELD GOAL ATTEMPTS	24		Bryce Quinet at Evansville (11/14/2026)
	20		Nate Miles vs Defiance (11/18/2026)
FIELD GOAL PERCENTAGE (min 5 made)	.769	(10-13)	AJ Casey at Evansville (11/14/2026)
	.714	(5-7)	Ace Meeks at James Madison (11/02/2026)
3 PT FG MADE	6		Bryce Quinet at Evansville (11/14/2026)
	3		Adrian Myers at James Madison (11/02/2026)
	3		Paul Jones III at James Madison (11/02/2026)
3 PT FG ATTEMPTS	10		Bryce Quinet at Evansville (11/14/2026)
	7		Sam Donald vs Bellarmine (11/07/2026)
	7		Adrian Myers at James Madison (11/02/2026)
3 PT FG PERCENTAGE (min 2 made)	1.000	(2-2)	Garrett Sundra at James Madison (11/02/2026)
	1.000	(2-2)	Jacob Hogarth at James Madison (11/02/2026)
FREE THROWS MADE	5		AJ Casey at Evansville (11/14/2026)
	4		Benny Gealer vs UIC (N) (11/22/2026)
	4		Nate Miles vs Defiance (11/18/2026)
	4		Kenyon Goodin vs Bellarmine (11/07/2026)
FREE THROW ATTEMPTS	10		Nate Miles vs Defiance (11/18/2026)
	8		AJ Casey at Evansville (11/14/2026)
FREE THROW PERCENTAGE (min 3 made)	1.000	(4-4)	Benny Gealer vs UIC (N) (11/22/2026)
	1.000	(4-4)	Kenyon Goodin vs Bellarmine (11/07/2026)
	1.000	(3-3)	Evan Angstmann vs Defiance (11/18/2026)
	1.000	(3-3)	Paul Jones III at James Madison (11/02/2026)
REBOUNDS	8		Tyler Doyle vs Bellarmine (11/07/2026)
	8		Garrett Sundra at James Madison (11/02/2026)
ASSISTS	8		Bryce Quinet at Evansville (11/14/2026)
	6		AJ Casey at Evansville (11/14/2026)
STEALS	4		Caden Symons at Evansville (11/14/2026)
	3		Gabe Cupps vs UIC (N) (11/22/2026)
	3		Mekhi Lowery vs UIC (N) (11/22/2026)
	3		Jaylen Murphy vs Defiance (11/18/2026)
BLOCKED SHOTS	3		Carder Orr vs Defiance (11/18/2026)
	2		Gustav Winther at Evansville (11/14/2026)
	2		Adrian Myers at James Madison (11/02/2026)
TURNOVERS	6		AJ Casey at Evansville (11/14/2026)
	6		K.J. Windham at James Madison (11/02/2026)
FOULS	4		Ahmad Henderson II vs UIC (N) (11/22/2026)
	4		Kasey Hunt vs Defiance (11/18/2026)
	4		Aaron Gutman at Evansville (11/14/2026)
	4		Sam Donald vs Bellarmine (11/07/2026)
	4		K.J. Windham at James Madison (11/02/2026)
	4		Gage Lattimore at James Madison (11/02/2026)

2026-27 Miami (OH) Men's Basketball
Points-rebounds-assists
All games

Opponent	Date	Score		00 HORTON,ALA	1 FRESH,ANTH	2 IPSARO,EVA	3 SKALJAC,LU	5 COPELAND,P	6 KIRBY,JUST	8 ELAM,STEVI	9 ROLF,RICH	11 ATLASON,AL	13 WOOLFOLK,A	20 ROBBINS,TY
at James Madison	11/02/2026	86-77	W	2-0-0	DNP	15-1-6	19-4-6	DNP	9-9-1	13-5-0	DNP	10-3-1	8-10-2	4-3-0
Bellarmine	11/07/2026	80-73	W	DNP	DNP	12-3-5	DNP	DNP	15-6-1	10-5-3	0-1-1	15-3-4	7-4-0	6-4-1
at Evansville	11/14/2026	86-78	W	0-0-0	DNP	6-3-8	9-3-9	DNP	8-6-2	18-7-2	DNP	17-1-0	9-6-2	0-1-1
Defiance	11/18/2026	91-69	W	9-0-1	0-3-1	12-3-2	12-1-11	3-2-0	4-1-0	16-8-2	4-6-0	10-6-1	0-1-0	12-3-1
vs UIC	11/22/2026	71-60	W	DNP	DNP	16-5-6	13-2-3	2-6-0	6-4-2	18-5-0	DNP	9-3-1	5-5-4	0-0-0

Opponent	Date	Score		21 STOWERS,LE	24 KOTECKI,JA	25 WALTZ,KYLE
at James Madison	11/02/2026	86-77	W	0-0-0	DNP	6-7-1
Bellarmine	11/07/2026	80-73	W	0-1-1	DNP	15-7-1
at Evansville	11/14/2026	86-78	W	DNP	DNP	19-3-0
Defiance	11/18/2026	91-69	W	6-1-0	0-1-0	3-9-6
vs UIC	11/22/2026	71-60	W	DNP	DNP	2-0-1

2026-27 Miami (OH) Men's Basketball
Season/Career Statistics
All games

as of Nov 23, 2026

Summary

	Season Statistics										Career Statistics									
Player	**GP-GS**	**MIN/G**	**FG%**	**3FG%**	**FT%**	**R/G**	**A/G**	**STL**	**BLK**	**PTS/G**	**GP-GS**	**MIN/G**	**FG%**	**3FG%**	**FT%**	**R/G**	**A/G**	**STL**	**BLK**	**PTS/G**
ATLASON, Almar	5-5	28.3	.400	.317	.571	3.2	1.4	3	4	12.2	110-37	19.3	.424	.376	.730	2.1	0.9	35	33	6.9
COPELAND, Preston	2-0	9.3	1.000	.000	.500	4.0	0.0	0	3	2.5	32-24	18.1	.633	.000	.340	4.3	0.3	15	23	4.4
ELAM, Stevie	5-1	24.2	.553	.455	.889	6.0	1.4	6	2	15.0	30-13	25.9	.415	.373	.823	4.9	0.9	30	10	11.2
FRESH, Anthony	1-0	13.4	.000	.000	.000	3.0	1.0	1	0	0.0	1-0	13.4	.000	.000	.000	3.0	1.0	1	0	0.0
HORTON, Alan	3-0	7.2	.833	.000	.500	0.0	0.3	0	1	3.7	3-0	7.2	.833	.000	.500	0.0	0.3	0	1	3.7
IPSARO, Evan	5-5	26.8	.459	.526	.810	3.0	5.4	11	0	12.2	80-28	23.2	.497	.401	.815	2.1	3.0	82	5	8.1
KIRBY, Justin	5-5	24.1	.412	.412	.875	5.2	1.2	0	1	8.4	26-6	18.3	.491	.407	.822	3.6	0.7	8	4	6.7
KOTECKI, Jackson	1-0	3.3	.000	.000	.000	1.0	0.0	0	0	0.0	44-0	6.7	.451	.286	.605	1.4	0.2	6	7	2.2
ROBBINS, Tyler	5-0	7.9	.625	.000	1.000	2.2	0.6	0	1	4.4	32-0	6.2	.589	.211	.714	1.9	0.3	3	18	3.3
ROLF, Rich	2-0	9.1	.333	.000	.000	3.5	0.5	2	0	2.0	66-37	21.1	.412	.315	.821	3.6	1.2	39	17	6.2
SKALJAC, Luke	4-4	27.6	.447	.438	1.000	2.5	7.3	7	0	13.3	68-25	21.3	.476	.391	.781	2.2	3.3	72	11	8.1
STOWERS, Leshawn	3-0	10.6	.200	.000	1.000	0.7	0.3	1	0	2.0	3-0	10.6	.200	.000	1.000	0.7	0.3	1	0	2.0
WALTZ, Kyle	5-0	22.3	.591	.500	.933	5.2	1.8	3	4	9.0	26-0	10.2	.571	.412	.815	2.0	0.8	7	5	4.2
WOOLFOLK, Antwone	5-5	23.0	.714	.667	.778	5.2	1.6	4	1	5.8	131-78	16.8	.613	.293	.551	4.0	0.9	111	63	5.9

Scoring

	Season Statistics								Career Statistics							
Player	**FG-FGA**	**FG%**	**3FG-3FGA**	**3FG%**	**FT-FTA**	**FT%**	**PTS**	**PTS/G**	**FG-FGA**	**FG%**	**3FG-3FGA**	**3FG%**	**FT-FTA**	**FT%**	**PTS**	**PTS/G**
ATLASON, Almar	22-55	.400	13-41	.317	4-7	.571	61	12.2	252-594	.424	160-426	.376	100-137	.730	764	6.9
COPELAND, Preston	2-2	1.000	0-0	.000	1-2	.500	5	2.5	62-98	.633	0-0	.000	18-53	.340	142	4.4
ELAM, Stevie	26-47	.553	15-33	.455	8-9	.889	75	15.0	110-265	.415	66-177	.373	51-62	.823	337	11.2
FRESH, Anthony	0-3	.000	0-3	.000	0-0	.000	0	0.0	0-3	.000	0-3	.000	0-0	.000	0	0.0
HORTON, Alan	5-6	.833	0-0	.000	1-2	.500	11	3.7	5-6	.833	0-0	.000	1-2	.500	11	3.7
IPSARO, Evan	17-37	.459	10-19	.526	17-21	.810	61	12.2	194-390	.497	65-162	.401	198-243	.815	651	8.1
KIRBY, Justin	14-34	.412	7-17	.412	7-8	.875	42	8.4	56-114	.491	24-59	.407	37-45	.822	173	6.7
KOTECKI, Jackson	0-0	.000	0-0	.000	0-0	.000	0	0.0	32-71	.451	6-21	.286	26-43	.605	96	2.2
ROBBINS, Tyler	10-16	.625	0-4	.000	2-2	1.000	22	4.4	43-73	.589	4-19	.211	15-21	.714	105	3.3
ROLF, Rich	2-6	.333	0-3	.000	0-0	.000	4	2.0	146-354	.412	63-200	.315	55-67	.821	410	6.2
SKALJAC, Luke	17-38	.447	7-16	.438	12-12	1.000	53	13.3	200-420	.476	79-202	.391	75-96	.781	554	8.1
STOWERS, Leshawn	1-5	.200	0-3	.000	4-4	1.000	6	2.0	1-5	.200	0-3	.000	4-4	1.000	6	2.0
WALTZ, Kyle	13-22	.591	5-10	.500	14-15	.933	45	9.0	36-63	.571	14-34	.412	22-27	.815	108	4.2
WOOLFOLK, Antwone	10-14	.714	2-3	.667	7-9	.778	29	5.8	322-525	.613	17-58	.293	118-214	.551	779	5.9

Totals

	Season Statistics								Career Statistics							
Player	**O-REB**	**D-REB**	**TOTAL**	**PF**	**FO**	**A**	**TO**	**A/TO**	**O-REB**	**D-REB**	**TOTAL**	**PF**	**FO**	**A**	**TO**	**A/TO**
ATLASON, Almar	2	14	16	16	0	7	13	0.5	36	198	234	274	8	99	100	1.0
COPELAND, Preston	2	6	8	1	0	0	1	0.0	58	81	139	70	1	8	20	0.4
ELAM, Stevie	5	25	30	6	0	7	2	3.5	35	112	147	57	0	27	14	1.9
FRESH, Anthony	0	3	3	0	0	1	2	0.5	0	3	3	0	0	1	2	0.5
HORTON, Alan	0	0	0	2	0	1	1	1.0	0	0	0	2	0	1	1	1.0
IPSARO, Evan	3	12	15	9	0	27	3	9.0	34	130	164	140	1	241	80	3.0
KIRBY, Justin	3	23	26	6	0	6	5	1.2	23	70	93	33	0	18	16	1.1
KOTECKI, Jackson	1	0	1	0	0	0	1	0.0	20	41	61	43	1	10	26	0.4
ROBBINS, Tyler	4	7	11	2	0	3	2	1.5	22	39	61	24	0	10	12	0.8
ROLF, Rich	2	5	7	0	0	1	3	0.3	67	169	236	97	2	80	44	1.8
SKALJAC, Luke	2	8	10	12	0	29	14	2.1	26	121	147	96	0	225	100	2.3
STOWERS, Leshawn	0	2	2	2	0	1	2	0.5	0	2	2	2	0	1	2	0.5
WALTZ, Kyle	11	15	26	11	1	9	5	1.8	15	38	53	19	1	21	10	2.1
WOOLFOLK, Antwone	5	21	26	8	0	8	12	0.7	174	345	519	290	8	122	161	0.8

2026-27 Miami (OH) Men's Basketball
Combined Team Statistics
All games

as of Nov 23, 2026

Game Records

Record	Overall	Home	Away	Neutral
ALL GAMES	5-0	2-0	2-0	1-0
CONFERENCE	0-0	0-0	0-0	0-0
NON-CONFERENCE	5-0	2-0	2-0	1-0

Score by Periods

Team	1st	2nd	OT	TOT
Miami (OH)	206	208	0	414
Opponents	184	173	0	357

Team Box Score

No.	Player				Total		3-Point		F-Throw		Rebounds											
		GP-GS	MIN	AVG	FG-FGA	FG%	3FG-3FGA	3FG%	FT-FTA	FT%	OFF	DEF	TOT	AVG	PF	DQ	A	TO	BLK	STL	PTS	AVG
8	ELAM, Stevie	5-1	121:03	24.2	26-47	.553	15-33	.455	8-9	.889	5	25	30	6.0	6	0	7	2	2	6	75	15.0
3	SKALJAC, Luke	4-4	110:18	27.6	17-38	.447	7-16	.438	12-12	1.000	2	8	10	2.5	12	0	29	14	0	7	53	13.3
11	ATLASON, Almar	5-5	141:26	28.3	22-55	.400	13-41	.317	4-7	.571	2	14	16	3.2	16	0	7	13	4	3	61	12.2
2	IPSARO, Evan	5-5	133:46	26.8	17-37	.459	10-19	.526	17-21	.810	3	12	15	3.0	9	0	27	3	0	11	61	12.2
25	WALTZ, Kyle	5-0	111:21	22.3	13-22	.591	5-10	.500	14-15	.933	11	15	26	5.2	11	1	9	5	4	3	45	9.0
6	KIRBY, Justin	5-5	120:45	24.1	14-34	.412	7-17	.412	7-8	.875	3	23	26	5.2	6	0	6	5	1	0	42	8.4
13	WOOLFOLK, Antwone	5-5	114:57	23.0	10-14	.714	2-3	.667	7-9	.778	5	21	26	5.2	8	0	8	12	1	4	29	5.8
20	ROBBINS, Tyler	5-0	39:30	7.9	10-16	.625	0-4	.000	2-2	1.000	4	7	11	2.2	2	0	3	2	1	0	22	4.4
00	HORTON, Alan	3-0	21:40	7.2	5-6	.833	0-0	.000	1-2	.500	0	0	0	0.0	2	0	1	1	1	0	11	3.7
5	COPELAND, Preston	2-0	18:39	9.3	2-2	1.000	0-0	.000	1-2	.500	2	6	8	4.0	1	0	0	1	3	0	5	2.5
9	ROLF, Rich	2-0	18:12	9.1	2-6	.333	0-3	.000	0-0	.000	2	5	7	3.5	0	0	1	3	0	2	4	2.0
21	STOWERS, Leshawn	3-0	31:42	10.6	1-5	.200	0-3	.000	4-4	1.000	0	2	2	0.7	2	0	1	2	0	1	6	2.0
24	KOTECKI, Jackson	1-0	03:20	3.3	0-0	.000	0-0	.000	0-0	.000	1	0	1	1.0	0	0	0	1	0	0	0	0.0
1	FRESH, Anthony	1-0	13:21	13.4	0-3	.000	0-3	.000	0-0	.000	0	3	3	3.0	0	0	1	2	0	1	0	0.0
Team											8	6	14					3				
Total		**5**	**1000**		**139-285**	**.488**	**59-152**	**.388**	**77-91**	**.846**	**48**	**147**	**195**	**39.0**	**75**	**1**	**100**	**69**	**17**	**38**	**414**	**82.8**
Opponents		**5**	**1000**		**134-313**	**.428**	**38-119**	**.319**	**51-79**	**.646**	**47**	**102**	**149**	**29.8**	**85**	**0**	**65**	**54**	**14**	**43**	**357**	**71.4**

Team Statistics

	MIAMI	OPP
Scoring	**414**	**357**
Points per game	82.8	71.4
Scoring margin	+11.4	-
Field goals-att	**139-285**	**134-313**
Field goal pct	.488	.428
3 point fg-att	**59-152**	**38-119**
3-point FG pct	.388	.319
3-pt FG made per game	11.8	7.6
Free throws-att	**77-91**	**51-79**
Free throw pct	.846	.646
F-Throws made per game	15.4	10.2
Rebounds	**195**	**149**
Rebounds per game	39.0	29.8
Rebounding margin	+9.2	-
Assists	**100**	**65**
Assists per game	20.0	13.0
Turnovers	**69**	**54**
Turnovers per game	13.8	10.8
Turnover margin	-3.0	-
Assist/turnover ratio	1.4	1.2
Steals	**38**	**43**
Steals per game	7.6	8.6
Blocks	**17**	**14**
Blocks per game	3.4	2.8
Winning streak	**5**	**-**
Home win streak	2	-
Attendance	**7371**	**6723**
Home games-Avg/Game	2-3686	2-3362
Neutral site-Avg/Game	-	1-123

Team Results

Date	Opponent		Score	Att.
11/02/2026	at James Madison	W	86-77	4071
11/07/2026	Bellarmine	W	80-73	4342
11/14/2026	at Evansville	W	86-78	2652
11/18/2026	Defiance	W	91-69	3029
11/22/2026	vs UIC	W	71-60	123

2026-27 Miami (OH) Men's Basketball
Combined Team Statistics
In Conference games

as of Nov 23, 2026

Game Records

Record	Overall	Home	Away	Neutral
ALL GAMES	0-0	0-0	0-0	0-0
CONFERENCE	0-0	0-0	0-0	0-0
NON-CONFERENCE	0-0	0-0	0-0	0-0

Score by Periods

Team	1st	2nd	OT	TOT
Miami (OH)	0	0	0	0
Opponents	0	0	0	0

Team Box Score

No.	Player				Total		3-Point		F-Throw		Rebounds											
		GP-GS	MIN	AVG	FG-FGA	FG%	3FG-3FGA	3FG%	FT-FTA	FT%	OFF	DEF	TOT	AVG	PF	DQ	A	TO	BLK	STL	PTS	AVG
Team																						
Total		**0**	**0**		**0-0**	**.000**	**0-0**	**.000**	**0-0**	**.000**	**0**	**0**	**0**	**0.0**	**0**	**0**	**0**	**0**	**0**	**0**	**0**	**0.0**
Opponents		**0**	**0**		**0-0**	**.000**	**0-0**	**.000**	**0-0**	**.000**	**0**	**0**	**0**	**0.0**	**0**	**0**	**0**	**0**	**0**	**0**	**0**	**0.0**

Team Statistics

	MIAMI	OPP
Scoring	**0**	**0**
Points per game	0.0	0.0
Scoring margin	0.0	-
Field goals-att	**0-0**	**0-0**
Field goal pct	.000	.000
3 point fg-att	**0-0**	**0-0**
3-point FG pct	.000	.000
3-pt FG made per game	0.0	0.0
Free throws-att	**0-0**	**0-0**
Free throw pct	.000	.000
F-Throws made per game	0.0	0.0
Rebounds	**0**	**0**
Rebounds per game	0.0	0.0
Rebounding margin	0.0	-
Assists	**0**	**0**
Assists per game	0.0	0.0
Turnovers	**0**	**0**
Turnovers per game	0.0	0.0
Turnover margin	0.0	-
Assist/turnover ratio	0.0	0.0
Steals	**0**	**0**
Steals per game	0.0	0.0
Blocks	**0**	**0**
Blocks per game	0.0	0.0
Winning streak	**0**	**-**
Home win streak	0	-
Attendance	**0**	**0**
Home games-Avg/Game	0-0	0-0
Neutral site-Avg/Game	-	0-0

Team Results

Date	Opponent	Score	Att.