MIAMI

MEN'S BASKETBALL

2022-23

#RiseUpRedHawks

RECORDS & AWARDS

Individual Records

GAMES PLAYED
Season: 34 by 7 players
(Bam Bowman, Dalonte, Brown, Isaiah Coleman-Lands, Logan McLane, Rod Mills, Darrian Ringo, Nike Sibande) 2018;
Career: 145 by Dalonte Brown, 2018-22

GAMES STARTED
Season: 34 by Nike Sibande, 2017-18
Career: 138 by Dalonte Brown, 2018-22

MINUTES PLAYED
Game: 55 by Julian Mavunga and Antonio Ballard at Ohio, 1-9-11 (3OT)
Season: 1,201 by Damon Frierson, 1999
Career: 4,164 by Ron Harper, 1983-86

POINTS
Game: 45 by Ron Harper vs. Ball State, 3-8-85
Season: 775 by Wally Szczerbiak, 1999
Career: 2,377 by Ron Harper, 1983-86

FIELD GOALS
Game: 19 by Ron Harper at Toledo, 2-5-86
Season: 312 by Ron Harper, 1985 and 1986
Career: 969 by Ron Harper, 1983-86

FIELD GOAL ATTEMPTS
Game: 36 by Fred Foster at Eastern Kentucky, 2-28-68
Season: 577 by Ron Harper, 1985
Career: 1,814 by Ron Harper, 1983-86

FIELD GOAL PERCENTAGE
Game: .917 (11-12) by Tim Pollitz vs. Toledo (MAC Semifinal), 3-9-07
Season: .695 by Precious Ayah (121-174), 2022
Career: .571 by Archie Aldridge (595-1042), 1976-78

THREE-POINT FIELD GOALS
Game: 10 by Jason Stewart vs. Marshall, 3-6-00
Season: 93 by Landon Hackim, 1994
Career: 277 by Landon Hackim, 1993-96

THREE-POINT FIELD GOAL ATTEMPTS
Game: 15 by Jason Stewart vs. Marshall, 3-6-00
Season: 231 by Nike Sibande, 2018-19
Career: 661 by Landon Hackim, 1993-96

THREE-POINT FIELD GOAL PERCENTAGE
Game: 1.00 by Kenny Hayes (7-7) vs. Weber State, 11-12-08; and by Craig Michaels (6-6) vs. Nebraska, 11-27-89
Season: .492 by Wally Szczerbiak (63-128), 1998
Career: .431 by Wally Szczerbiak (204-473), 1996-99

FREE THROWS MADE
Game: 19 by Fred Foster vs. Ball State, 12-2-67
Season: 172 by Wally Szczerbiak, 1999; Dave Zeller, 1961; Wayne Embry, 1958
Career: 501 by Devin Davis, 1994-97

FREE THROWS ATTEMPTED
Game: 25 by Fred Foster vs. Ball State, 12-2-67
Season: 247 by Wayne Embry, 1958
Career: 748 by Devin Davis, 1994-97

FREE-THROW PERCENTAGE
Game: 1.000 by several players
(Most: 15-15 by Eric Newsome vs. Evansville, 12-9-87
Season: .915 by Mekhi Lairy (75-82), 2022
Career: ***.849 by Mekhi Lairy (225-265), 2019-pres.***

REBOUNDS
Game: 34 by Wayne Embry vs. Kent State, 2-16-57 and vs. Eastern Kentucky, 2-14-57
Season: 488 by Wayne Embry, 1958
Career: 1,119 by Ron Harper, 1983-86

ASSISTS
Game: 17 by Eddie Schilling vs. Kent State, 2-4-87
Season: 236 by Darrian Ringo, 2017-18
Career: 629 by Eddie Schilling, 1985-88

BLOCKED SHOTS
Game: 7 by Kevin Beard vs. Toledo, 1-10-96; Ron Harper vs. Bowling Green, 2-5-85
Season: 71 by Ron Harper, 1986
Career: 173 by Ron Harper, 1983-86

STEALS
Game: 8 by Darrian Ringo vs. LIU Brooklyn, 11-17-17
Season: 101 by Ron Harper, 1986
Career: 287 by Ron Harper, 1983-86

RECORDS & AWARDS

Career Top 10

GAMES PLAYED

1.	145	Dalonte Brown, 2018-22
2.	126	Geovonie McKnight, 2013-16
3.	125	Precious Ayah, 2018-22
4.	124	Isaiah Coleman-Lands, 2018-22
	124	Will Sullivan, 2012-15
	124	Julian Mavunga, 2009-12
7.	122	Jamie Mahaffey, 1992-95
8.	121	Juby Johnson, 2001-04
	121	Mike Ensminger, 1998-2001
10.	120	Logan McLane, 2014-18
	120	Nick Winbush, 2008-11
	120	Michael Bramos, 2006-09
	120	Nathan Peavy, 2004-2007
	120	Monty St. Clair, 2004-2007
	120	Ron Harper, 1983-86

GAMES STARTED

1.	138	Dalonte Brown, 2018-22
2.	118	Ron Harper, 1983-86
3.	117	Chet Mason, 2002-05
4.	116	Damon Frierson, 1996-99
5.	115	Juby Johnson, 2001-04
6.	114	Devin Davis, 1994-97
	114	Craig Michaelis, 1990-93
8.	106	Quinten Rollins, 2011-14
9.	102	Geovonie McKnight, 2013-16
10.	101	Jim Paul, 1988-91

MINUTES PLAYED

1.	4,164	Ron Harper, 1983-86
2.	4,122	Damon Frierson, 1996-99
3.	3,914	Juby Johnson, 2001-04
4.	3,894	Chet Mason, 2002-05
5.	3,694	Craig Michaelis, 1990-93
6.	3,632	Michael Bramos, 2006-09
7.	3,602	Julian Mavunga, 2009-12
8.	3,541	Devin Davis, 1994-97
9.	3,512	Dalonte Brown, 2018-22
10.	3,509	Geovonie McKnight, 2013-16

POINTS

1.	2,377	Ron Harper, 1983-86
2.	1,847	Wally Szczerbiak, 1996-99
3.	1,828	Devin Davis, 1994-97
4.	1,679	Eric Newsome, 1984-88
5.	1,644	Damon Frierson, 1996-99
6.	1,530	Dalonte Brown, 2018-22
7.	1,515	Michael Bramos, 2006-09
8.	1,493	Landon Hackim, 1993-96
9.	1,490	Archie Aldridge, 1976-78
10.	1,463	Nike Sibande, 2017-20

SCORING AVERAGE

1.	19.8	Ron Harper, 1983-86
2.	19.5	Wayne Embry, 1956-58
3.	18.8	Fred Foster, 1966-68
4.	18.6	Archie Aldridge, 1976-78
5.	18.0	Jeff Gehring, 1963-65
6.	17.6	Wally Szczerbiak, 1996-99
7.	16.3	Dave Zeller, 1959-61
8.	16.1	Phil Lumpkin, 1972-74
	16.1	Dick Walls, 1951-53
10.	15.4	Devin Davis, 1994-97
	15.4	John Powell, 1956-58
	15.4	Charlie Coles, 1963-65

FIELD GOALS

1.	969	Ron Harper, 1983-86
2.	671	Wally Szczerbiak, 1996-99
3.	655	Devin Davis, 1994-97
4.	613	Tim Pollitz, 2005-08
5.	598	Eric Newsome, 1984-88
6.	595	Archie Aldridge, 1976-78
7.	552	Rick Goins, 1977-80
8.	545	Phil Lumpkin, 1972-74
9.	539	Dalonte Brown, 2018-22
10.	537	Damon Frierson, 1996-99

FIELD GOAL ATTEMPTS

1.	1,814	Ron Harper, 1983-86
2.	1,328	Devin Davis, 1994-97
3.	1,310	Wally Szczerbiak, 1996-99
4.	1,292	Damon Frierson, 1996-99
5.	1,256	Eric Newsome, 1984-88
6.	1,238	Dalonte Brown, 2018-22
7.	1,221	Phil Lumpkin, 1972-74
8.	1,151	Wayne Embry, 1956-58
9.	1,167	Michael Bramos, 2006-09
10.	1,166	Nike Sibande, 2017-20

FIELD GOAL PCT. (Min. 500 att.)

1.	.571	Archie Aldridge (595-1042), 1988-91
2.	.563	Tim Pollitz (613-1088), 2005-08
3.	.534	Ron Harper (969-1814), 1983-86
4.	.529	Will Felder (296-560), 2013-14
5.	.525	Nathan Peavy (379-722), 2004-07
6.	.524	J. Mahaffey (413-788), 1992-95
7.	.512	W. Szczerbiak (671-1310), 1996-99
8.	.511	C. Goodyear (497-973), 1974-77
9.	.509	L. Hanna (263-517), 1986, 88-89
10.	.506	Logan McLane (350-692), 2014-18

3-POINT FIELD GOALS

1.	277	Landon Hackim, 1993-96
2.	204	Wally Szczerbiak, 1996-99
3.	203	Craig Michaelis, 1990-93
4.	198	Michael Bramos, 2006-09
5.	194	Dalonte Brown, 2018-22
6.	189	Isaiah Coleman-Lands, 2018-22
7.	186	Nike Sibande, 2017-20
8.	177	Matt Kramer, 1990-93
9.	165	Dae Dae Grant, 2020-22
10.	160	Juby Johnson, 2001-04

3-POINT FIELD GOAL ATTEMPTS

1.	661	Landon Hackim, 1993-96
2.	567	Dalonte Brown, 2018-22
3.	554	Nike Sibande, 2017-20
4.	549	Michael Bramos, 2006-09
5.	532	Isaiah Coleman-Lands, 2018-22
6.	486	Juby Johnson, 2001-04
7.	473	Wally Szczerbiak, 1996-99
8.	472	Craig Michaelis, 1990-93
9.	455	Dae Dae Grant, 2020-22
10.	437	Matt Kramer, 1990-93

3-POINT FIELD GOAL PCT. (Min. 200 att.)

1.	.431	W. Szczerbiak (204-473), 1996-99
2.	.430	C. Michaelis (203-472), 1990-93
3.	.419	L. Hackim (277-661), 1993-96
	.419	Tim Stewart (148-353), 1987-90
5.	.418	J. Grunkemeyer (125-299), 1999-01
6.	.405	Matt Kramer (177-437), 1990-93
7.	.401	David Scott (133-332), 1989-92
8.	.395	Will Sullivan (136-344, 2012-15
9.	.386	Kenny Hayes (205-272), 2007-10
10.	.383	W. Hatcher (116-303), 2003-06

RECORDS & AWARDS

Career Top 10

FREE THROWS MADE

1.	501	Devin Davis, 1994-97
2.	450	Damon Frierson, 1996-99
3.	444	Julian Mavunga, 2009-12
4.	441	Eric Newsome, 1984-88
5.	439	Ron Harper, 1983-86
6.	371	Juby Johnson, 2001-04
7.	368	Danny Horace, 2002-05
8.	343	Michael Bramos, 2006-09
9.	341	Wayne Embry, 1956-58
10.	340	Dick Walls, 1951-53

FREE THROWS ATTEMPTED

1.	748	Devin Davis, 1994-97
2.	684	Ron Harper, 1983-86
3.	632	Julian Mavunga, 2009-12
4.	563	Wayne Embry, 1956-58
5.	551	Damon Frierson, 1996-99
6.	524	Eric Newsome, 1984-88
7.	512	Juby Johnson, 2001-04
8.	470	Danny Horace, 2002-05
9.	462	Dick Walls, 1951-53
10.	455	Jim Paul, 1988-91

FREE THROW PERCENTAGE (Min. 175 att.)

1.	***.849***	***Mekhi Lairy (225-265), 2019-pres.***
2.	.842	E. Newsome (441-524), 1984-88
3.	.825	Michael Bramos (343-416) 2006-09
4.	.820	Alex Shorts (237-289), 2001-2002
5.	.819	Gerry Sears (145-177), 1969-71
6.	.817	Damon Frierson (450-551), 1996-99
7.	.815	Will Felder (189-232), 2013-14
8.	.809	W. Szczerbiak (301-372), 1996-99
9.	.805	J. Willoughby (149-185), 1981-84
10.	.804	Tim Stewart (111-138), 1987-90
11.	.802	J. Grunkemeyer (138-172), 1999-01
	.802	Charlie Coles (178-222), 1963-65

REBOUNDS

1.	1,119	Ron Harper, 1983-86
2.	1,117	Wayne Embry, 1956-58
3.	1,027	Devin Davis, 1994-97
4.	978	Dick Walls, 1951-53
5.	829	Dalonte Brown, 2018-22
6.	806	Chet Mason, 2002-05
7.	799	Julian Mavunga, 2009-12
8.	798	Bill Brown, 1957-59
9.	790	Jamie Mahaffey, 1992-95
10.	782	Danny Horace, 2002-05

REBOUNDING AVERAGE

1.	15.5	Wayne Embry, 1956-58
2.	14.0	Dick Walls, 1951-53
3.	10.4	Bill Brown, 1957-59
4.	10.1	Ed Gunderson, 1952-54
5.	9.4	Charley Dinkins, 1963-65
6.	9.3	Ron Harper, 1983-86
7.	8.9	Fred Foster, 1966-68
8.	8.6	Devin Davis, 1994-97
9.	8.2	Dave Mack, 1960-62
10.	8.0	Ed Wingard, 1957-59

ASSISTS

1.	629	Eddie Schilling, 1985-88
2.	438	Rob Mestas, 1995-00
3.	413	Jamie Mercurio, 1989-92
4.	391	Quinten Rollins, 2011-14
5.	387	Darrian Ringo, 2017-19
6.	384	Phil Lumpkin, 1972-74
7.	382	Derrick Cross, 1992-95
8.	378	John Shoemaker, 1975-78
9.	346	Randy Ayers, 1975-78
10.	338	Ron Harper, 1983-86

BLOCKED SHOTS

1.	173	Ron Harper, 1983-86
2.	144	Jim Paul, 1988-91
3.	130	Michael Bramos, 2006-09
4.	109	Kevin Beard, 1993-96
5.	79	Wally Szczerbiak, 1996-99
6.	77	Mike Williams, 1992-93
7.	74	Nick Winbush, 2008-11
	74	Devin Davis, 1994-97
9.	72	Julian Mavunga, 2009-12
10.	71	Danny Horace, 2002-05

STEALS

1.	287	Ron Harper, 1983-86
2.	214	Quinten Rollins, 2011-14
3.	175	Damon Frierson, 1996-99
4.	171	Jamie Mahaffey, 1992-95
	171	Derrick Cross, 1992-95
6.	163	Geovonie McKnight, 2013-16
7.	158	Darrian Ringo, 2017-19
8.	157	Chet Mason, 2002-05
9.	149	Scott Belyeu, 1990-93
10.	148	Eddie Schilling, 1985-88

Bold *denotes active players*

RECORDS & AWARDS

Single-Season Top 10

GAMES PLAYED

1.	34	Bam Bowman, 2018
	34	Dalonte Brown, 2018
	34	Isaiah Coleman-Lands, 2018
	34	Logan McLane, 2018
	34	Rod Mills, 2018
	34	Darrian Ringo, 2018
	34	Nike Sibande, 2018
8.	33	*18 players*

GAMES STARTED

1.	34	Nike Sibande, 2018
2.	33	Dalonte Brown, 2018
	33	Nick Winbush, 2011
	33	Tim Pollitz, 2008
	33	Nathan Peavy, 2007
	33	Tim Pollitz, 2007
7.	32	Dae Dae Grant, 2022
	32	Precious Ayah, 2022
	32	Geovonie McKnight, 2016
	32	Geovonie McKnight, 2015
	32	Will Sullivan, 2015
	32	Julian Mavunga, 2011
	32	Kenny Hayes, 2010
	32	Kenny Hayes, 2008
	32	Damon Frierson, 1999
	32	Wally Szczerbiak, 1999

MINUTES PLAYED

1.	1,201	Damon Frierson, 1999
2.	1,196	Rob Mestas, 2000
3.	1,181	Wally Szczerbiak, 1999
4.	1,171	Tim Pollitz, 2008
5.	1,165	Tim Pollitz, 2007
6.	1,163	Julian Mavunga, 2011
7.	1,143	Kenny Hayes, 2010
8.	1,144	Ron Harper, 1986
9.	1,144	Ron Harper, 1985
10.	1,130	Nick Winbush, 2011

POINTS

1.	775	Wally Szczerbiak, 1999
2.	772	Ron Harper, 1985
3.	757	Ron Harper, 1986
4.	672	Wayne Embry, 1958
5.	617	Fred Foster, 1968
6.	590	LeVern Benson, 1962
7.	582	Archie Aldridge, 1978
8.	578	Wayne Embry, 1957
9.	562	Eric Newsome, 1986
10.	561	Dae Dae Grant, 2022

SCORING AVERAGE

1.	26.8	Fred Foster, 1968
2.	24.9	Ron Harper, 1985
	24.9	Wayne Embry, 1958
4.	24.6	LeVern Benson, 1962
5.	24.4	Ron Harper, 1986
6.	24.2	Wally Szczerbiak, 1999
7.	23.1	Wayne Embry, 1957
8.	22.3	Dave Zeller, 1961
9.	21.5	Dick Walls, 1953
10.	21.3	Fred Foster, 1967

FIELD GOALS

1.	312	Ron Harper, 1986
	312	Ron Harper, 1985
3.	270	Wally Szczerbiak, 1999
4.	250	Wayne Embry, 1958
5.	234	Tim Pollitz, 2007
6.	230	Fred Foster, 1968
7.	229	LeVern Benson, 1962
8.	228	Archie Aldridge, 1978
9.	224	Wayne Embry, 1957
10.	215	Tim Pollitz, 2008

FIELD GOAL ATTEMPTS

1.	577	Ron Harper, 1985
2.	572	Ron Harper, 1986
3.	556	LeVern Benson, 1962
4.	547	Wayne Embry, 1958
5.	517	Wally Szczerbiak, 1999
6.	478	Dae Dae Grant, 2022
7.	472	Fred Foster, 1968
8.	462	Eric Newsome, 1986
9.	458	Vernon Lawson, 1961
10.	437	Wayne Embry, 1957

FIELD GOAL PCT. (Min. 100 att.)

1.	.695	Precious Ayah (121-174), 2022
2.	.693	Mike Williams (131-189), 1992
3.	.608	Archie Aldridge (228-375), 1978
4.	.598	Tim Pollitz (144-241), 2006
5.	.597	Ira Newble (138-231), 1996-97
6.	.584	Mike Williams (66-113), 1991
7.	.574	Tim Pollitz (234-408), 2007
	.574	Ray Loucks (93-162), 1969
9.	.571	Lamont Hanna (128-224), 1989
10.	.563	John Estick (94-167), 1998

3-POINT FIELD GOALS

1.	93	Landon Hackim, 1994
2.	79	Brian Sullivan, 2012
3.	77	Nike Sibande, 2018
4.	76	Jason Stewart, 2000
	76	Nike Sibande, 2019
6.	71	Michael Bramos, 2009
	71	Jake Wright, 2017
8.	70	Dae Dae Grant, 2022
9.	69	Landon Hackim, 1996
10.	68	Will Sullivan, 2015
	68	Nick Winbush, 2011

3-POINT FIELD GOAL ATTEMPTS

1.	231	Nike Sibande, 2019
2.	220	Nike Sibande, 2018
3.	208	Jason Stewart, 2000
4.	205	Dae Dae Grant, 2022
5.	202	Jake Wright, 2017
6.	201	Landon Hackim, 1994
7.	199	Michael Bramos, 2009
8.	195	Nick Winbush, 2011
9.	186	Landon Hackim, 1995
10.	179	Michael Bramos, 2008

3-POINT FIELD GOAL PCT. (Min. 60 att.)

1.	.492	W. Szczerbiak (63-128), 1998
2.	.463	W. Szczerbiak (56-121), 1997
	.463	Landon Hackim (93-201), 1994
4.	.462	Doug Penno (30-65), 2005
	.462	J. Grunkemeyer (54-117), 2000
	.462	Craig Michaelis (42-91), 1992
7.	.459	Craig Michaelis (56-122), 1990
8.	.449	Brian Sullivan (79-176), 2012
9.	.448	Landon Hackim (69-154), 1996
10.	.444	Will Sullivan (68-153), 2015

FREE THROWS MADE

1.	172	Wally Szczerbiak, 1999
	172	Dave Zeller, 1961
	172	Wayne Embry, 1958
4.	168	Julian Mavunga, 2012
5.	161	Devin Davis, 1997
6.	160	Michael Weathers, 2017
	160	Julian Mavunga, 2011
	160	Damon Frierson, 1998
9.	159	Juby Johnson, 2004
10.	157	Fred Foster, 1968

RECORDS & AWARDS

Single-Season Top 10

FREE THROWS ATTEMPTED

1.	247	Wayne Embry, 1958
2.	242	Wayne Embry, 1957
3.	235	Devin Davis, 1996
4.	229	Julian Mavunga, 2012
5.	227	Julian Mavunga, 2011
6.	224	Ron Harper, 1985
7.	220	Devin Davis, 1997
8.	208	Damon Frierson, 1998
9.	207	Wally Szczerbiak, 1999
10.	206	Michael Weathers, 2017

FREE THROW PERCENTAGE (Min. 50 made)

1.	**.915**	**Mekhi Lairy (75-82), 2022**
2.	.877	Chuck Stahl (57-65), 1982
3.	.872	Landon Hackim (82-94), 1996
4.	.866	Gerald Sears (58-67), 1970
5.	.863	Rod Dieringer (63-73), 1975
6.	.861	Damon Frierson (93-108), 1997
7.	.853	Dae Dae Grant (87-102), 2022
8.	.848	Eric Newsome (134-158), 1986
9.	.843	J. Grunkemeyer (86-102), 2001
10.	.842	Damon Frierson (80-95), 1996
	.842	Doug Davis (85-101), 2002

REBOUNDS

1.	488	Wayne Embry, 1958
2.	431	Wayne Embry, 1957
3.	362	Ron Harper, 1986
4.	333	Ron Harper, 1985
	333	Dick Walls, 1952
6.	328	Dick Walls, 1951
7.	317	Dick Walls, 1953
8.	305	Ed Wingard, 1959
9.	300	Jim Patterson, 1966
10.	288	Fred Foster, 1968

REBOUNDING AVERAGE

1.	18.0	Wayne Embry, 1958
2.	17.2	Wayne Embry, 1957
3.	14.4	Dick Walls, 1953
4.	14.3	Dick Walls, 1951
5.	13.3	Dick Walls, 1952
6.	12.5	Fred Foster, 1968
7.	12.2	Ed Wingard, 1959
8.	12.0	Jim Patterson, 1966
	12.0	Ed Gunderson, 1953
10.	11.7	Ron Harper, 1986

ASSISTS

1.	236	Darrian Ringo, 2018
2.	214	Eddie Schilling, 1985
3.	203	Eddie Schilling, 1987
4.	176	Eric Washington, 2015
5.	166	Rob Mestas, 2000
6.	155	Michael Weathers, 2017
7.	154	Phil Lumpkin, 1973
8.	151	Darrian Ringo, 2019
9.	147	Phil Lumpkin, 1974
10.	138	Rob Mestas, 1997
	138	Jamie Mercurio, 1989
	138	Eric Washington, 2016

BLOCKED SHOTS

1.	71	Ron Harper, 1986
2.	48	Kevin Beard, 1996
3.	45	Michael Weathers, 2017
4.	44	Mike Williams, 1992
	44	Jim Paul, 1991
6.	43	Mike Williams, 1993
	43	Ron Harper, 1985
8.	42	Michael Bramos, 2008
9.	41	Michael Bramos, 2007
10.	39	Nathan Peavy, 2007

STEALS

1.	101	Ron Harper, 1986
2.	91	Darrian Ringo, 2018
3.	82	Ron Harper, 1985
4.	73	Quinten Rollins, 2014
5.	67	Darrian Ringo, 2019
6.	62	Ron Harper, 1983
7.	60	Michael Weathers, 2017
8.	59	Jamie Mahaffey, 1994
9.	58	Quinten Rollins, 2013
10.	53	Jamie Mahaffey, 1995

Bold *denotes active players*

RECORDS & AWARDS

Single-Game Top 10

POINTS

1.	45	Ron Harper vs. Ball State (at Toledo), 3-8-85
2.	44	Dick Walls at Western Reserve, 12-6-52
3.	43	Wally Szczerbiak vs. Washington*, 3-12-99
	43	Fred Foster vs. Ball State, 12-2-67
	43	John Powell at Marshall, 12-18-57
6.	42	Wayne Embry vs. Kent State, 2-16-57
7.	41	Ron Harper at Toledo, 2-5-86
	41	Charlie Coles at Miami (FL), 2-2-65
	41	Wally Szczerbiak at Dayton, 11-22-97
10.	40	Eric Newsome vs. Evansville, 12-9-87
	40	Wayne Embry vs. Xavier, 3-1-58
	40	Wayne Embry at Western Michigan, 1-12-57

FIELD GOALS

1.	19	Ron Harper at Toledo, 2-5-86
2.	18	Wally Szczerbiak vs. Washington*, 3-12-99
	18	Charlie Coles at Miami (FL), 2-2-65
4.	17	Wayne Embry vs. Western Michigan, 1-11-58
	17	Tom Bryant vs. Bowling Green, 1-8-55
	17	John Powell vs. Marshall, 12-18-57
	17	Fred Foster at Eastern Kentucky, 2-28-68
	17	Dick Walls vs. Western Reserve, 12-6-52
	17	Bob Brown vs. Findlay, 1948-49
10.	16	Wayne Embry vs. Xavier, 3-1-58
	16	Ron Harper vs. Ball State (at Toledo), 3-8-85
	16	Jeff Gehring at Ball State, 12-7-63

FIELD GOAL ATTEMPTS

1.	36	Fred Foster at Eastern Kentucky, 2-28-68
2.	35	LeVern Benson vs. Dayton, 12-12-61
3.	34	Vern Lawson at Marshall, 2-9-60
	34	Wayne Embry vs. Western Michigan, 1-11-58
5.	33	Wally Szczerbiak vs. Washington*, 3-12-99
6.	32	LeVern Benson at Xavier, 1-20-62
	32	Don Knodel vs. Xavier, 1-15-52
8.	30	Charlie Coles at Miami (FL), 2-2-65
	30	LeVern Benson at Miami (FL), 12-28-61
	30	Wayne Embry vs. Xavier, 3-1-58
	30	Tom Bryant vs. Bowling Green, 1-8-55

FIELD GOAL PERCENTAGE (Min. 10 attempts)

1.	.917	Tim Pollitz (11-12) vs. Toledo, 3-9-07
2.	.909	Chuck Goodyear (10-11) at Ball State, 2-25-76
	.909	Rich Hampton (10-11) at Toledo, 2-23-74
	.909	Jeff Gehring (10-11) vs. Pittsburgh, 3-6-65
5.	.900	Tim Pollitz (9-10) at Buffalo, 2-4-06
	.900	Ira Newble (9-10) vs. Kent State, 2-1-97
	.900	Lamont Hanna (9-10) at Toledo, 1-21-89
	.900	John Marx (9-10) at Ball State, 3-8-83
	.900	Chuck Dahn (9-10) at Eastern Michigan, 2-3-82
10.	.857	Ron Harper (12-14) vs. Kent State, 1-15-86
	.857	Chuck Goodyear (12-14) vs. Ohio, 1-22-77

3-POINT FIELD GOALS

1.	10	Jason Stewart vs. Marshall, 3-6-00
2.	9	Michael Bramos vs. Dayton, 11-28-07
3.	8	Brian Sullivan at Vanderbilt, 1-2-12
	8	Nick Winbush at Kentucky, 11-16-09
	8	Michael Bramos vs. Northwestern State, 12-6-08
	8	Jamie Mercurio vs. North Carolina, 3-19-92
	8	David Scott vs. Eastern Michigan, 2-2-91
8.	7	Dae Dae Grant at Central Michigan, 2-23-21
	7	Nike Sibande at Campbell, 3-14-18
	7	Jake Wright at Eastern Michigan, 2-13-18
	7	Jake Wright vs. Fort Wayne, 12-9-17
	7	Kenny Hayes vs. Weber State, 11-12-08
	7	Jason Stewart vs. Marshall, 2-23-00

3-POINT FIELD GOAL ATTEMPTS

1.	16	Dalonte Brown at Bowling Green, 1-8-22
2.	15	Michael Bramos vs. Dayton, 11-28-07
	15	Jason Stewart vs. Marshall, 2-23-00
4.	14	Jake Wright vs. Midway, 11-19-17
	14	Michael Bramos at Western Michigan, 2-12-08
	14	Jason Grunkemeyer at Buffalo, 2-26-00
	14	Jamie Mercurio vs. North Carolina, 3-19-92
8.	13	Dae Dae Grant at Bowling Green, 1-8-22
	13	Dae Dae Grant at Toledo, 2-16-21
	13	Dalonte Brown vs. Central Michigan, 1-5-19
	13	Jake Wright vs. Fort Wayne, 12-9-17
	13	Josh Hausfeld vs. So. Methodist, 12-20-03
	13	Juby Johnson vs. So. Methodist, 12-20-03
	13	Jason Stewart at Buffalo, 2-26-00
	13	Damon Frierson at Central Michigan, 2-8-97
	13	Landon Hackim vs. Coastal Carolina, 12-9-94
	13	Landon Hackim vs. Toledo, 2-20-94

3-POINT FIELD GOAL PERCENTAGE (Min. 6 attempts)

1.	1.000	Kenny Hayes (7-7) vs. Weber State, 11-12-08
	1.000	Craig Michaelis (6-6) vs. Nebraska, 11-27-89
3.	.857	Dae Dae Grant (6-7) at Eastern Michigan, 1-23-21
	.857	Landon Hackim (6-7) vs. Bowling Green, 3-5-96
	.857	Matt Kramer (6-7) vs. Bowling Green, 3-11-93
6.	.833	Orlando Williams (5-6) vs. Bowling Green, 2-26-11
	.833	William Hatcher (5-6) vs. Buffalo, 2-5-05
	.833	Jason Stewart (10-12) vs. Marshall, 3-6-00
	.833	Damon Frierson (5-6) vs. Kent State, 2-24-99
	.833	Wally Szczerbiak (5-6) at Wright State, 12-14-96
	.833	Landon Hackim (5-6) vs. Loyola (IL), 1-10-94
	.833	Jamie Mercurio (5-6) vs. Kent State, 2-25-89
	.833	Todd Staker (5-6) vs. Eastern Michigan, 1-28-87

** Denotes NCAA Tournament Game*

RECORDS & AWARDS

Single-Game Top 10

FREE THROWS MADE

1.	19	Fred Foster vs. Ball State, 12-2-67
2.	17	Anthony Taylor vs. Wright State, 12-18-99
3.	16	Dave Zeller at Ohio, 2-8-61
4.	15	Julian Mavunga vs. Ohio, 3-4-11
	15	Danny Horace vs. Bowling Green, 3-10-05
	15	Devin Davis at Kent State, 3-2-96
	15	Devin Davis at Eastern Michigan, 2-21-96
	15	Eric Newsome vs. Evansville, 12-9-87
	15	Fred Foster vs. Ohio, 1-18-67
	15	Jeff Gehring at Marshall, 12-16-64
	15	Dave Zeller at Kent State, 2-25-61

FREE THROWS ATTEMPTED

1.	25	Fred Foster vs. Ball State, 12-2-67
2.	21	Devin Davis at Kent State, 3-2-96
	21	Devin Davis at Eastern Michigan, 2-21-96
4.	20	Juby Johnson vs. Ball State, 3-11-04
5.	19	Julian Mavunga vs. Ohio, 3-4-11
	19	Fred Foster vs. Ohio, 1-18-67
	19	Wayne Embry vs. Kent State, 2-16-57
7.	18	Eric Washington vs. Kent State, 2-24-15
	18	Anthony Taylor vs. Wright State, 12-18-99
	18	Ron Harper vs. Ohio, 3-2-85
	18	Ron Harper at Ball State, 2-23-85
	18	John Powell vs. Toledo, 12-15-56

FREE THROW PERCENTAGE (Min. 10 attempts)

1.	1.000	Eric Newsome (15-15) vs. Evansville, 12-9-87
	1.000	Derrick Cross (14-14) at Dayton, 12-30-93
	1.000	Ron Harper (13-13) vs. Ball State, 3-8-85
	1.000	Willie Moore (12-12) at Bowling Green, 1-25-14
	1.000	Derek Walton (12-12) vs. Eastern Michigan, 1-13-90
	1.000	Jason Grunkemeyer (11-11) at Ball State, 2-11-01
	1.000	Jeff Gehring (11-11) at Bowling Green, 12-14-63
	1.000	Wally Szczerbiak (11-11) vs. Northern Illinois, 2-7-98
	1.000	Charlie Coles (11-11) vs. Xavier, 3-8-65
	1.000	**Mekhi Lairy (10-10) vs. North Dakota, 11-25-20**
	1.000	Anthony Taylor (10-10) vs. Eastern Michigan, 1-17-00
	1.000	Wally Szczerbiak (10-10) vs. Utah*, 3-12-99
	1.000	Damon Frierson (10-10) at Marshall, 1-21-98
	1.000	Wally Szczerbiak (10-10) at Dayton, 11-22-97
	1.000	David Scott (10-10) vs. Toledo, 1-9-91
	1.000	Eric Newsome (10-10) vs. Kent State, 2-20-85
	1.000	Ron Hunter (10-10) at Eastern Kentucky, 12-9-85

REBOUNDS

1.	34	Wayne Embry vs. Kent State, 2-16-57
	34	Wayne Embry vs. Eastern Kentucky (at Louisville), 2-14-57
3.	27	Wayne Embry vs. Heidelberg, 12-9-57
4.	26	Wayne Embry vs. Xavier, 3-1-58
	26	Wayne Embry vs. Marshall, 2-26-58
6.	25	Dick Walls at Xavier, 2-8-52
7.	23	Ron Harper vs. Central Michigan, 2-26-86
	23	Wayne Embry at Western Michigan, 2-1-58
	23	Wayne Embry vs. Marshall, 12-18-57
	23	Dick Walls vs. Western Reserve, 2-24-51

ASSISTS

1.	17	Eddie Schilling vs. Kent State, 2-4-87
2.	15	Eddie Schilling vs. Eastern Michigan, 1-28-87
3.	14	Darrian Ringo vs. Midway, 11-19-17
4.	14	Eddie Schilling vs. Toledo, 2-12-85
	14	Eddie Schilling vs. Central Michigan, 1-5-85
6.	12	Darrian Ringo vs. Wilberforce, 12-1-18
	12	Eddie Schilling vs. Ohio Wesleyan, 11-29-86
	12	Ron Harper vs. Ball State, 2-15-86
	12	Phil Lumpkin vs. Syracuse (at Charlotte), 12-28-73
	12	Phil Lumpkin at Cleveland State, 12-21-73

BLOCKED SHOTS

1.	7	Kevin Beard vs. Toledo, 1-10-96
	7	Ron Harper vs. Bowling Green, 2-5-85
3.	6	Precious Ayah vs. Toledo, 1-11-22
	6	Chad Allen vs. Eastern Kentucky, 12-10-96
	6	Ron Harper vs. Kent State, 1-15-86
6.	5	18 times, last Michael Weathers vs. Kent State, 2-4-17

STEALS

1.	8	Darrian Ringo vs. LIU Brooklyn, 11-17-17
2.	7	Quinten Rollins vs. Central Michigan, 1-8-14
	7	Quinten Rollins vs. Grambling State, 11-13-12
	7	Damon Frierson vs. Ball State, 2-27-99
	7	Ron Harper vs. Marietta, 12-1-84
	7	Chuck Goodyear vs. Toledo, 2-11-76
7.	6	25 times, last Darrian Ringo vs. Northern Illinois, 1-8-19

MINUTES PLAYED

1.	55	Julian Mavunga at Ohio (3OT), 1-9-11
	55	Antonio Ballard at Ohio (3OT), 1-9-11
3.	53	Anthony Taylor vs. Ball State (3OT), 1-12-00
4.	52	Ron Harper vs. Purdue (3OT), 12-3-83
	52	Chuck Stahl vs. Purdue (3OT), 12-3-83
6.	50	Julian Mavunga vs. Akron (2OT), 3-10-11
	50	Rob Mestas vs. Ball State (3OT), 1-12-00
	50	Damon Frierson at Dayton (2OT), 11-22-97
	50	Derrick Cross at Dayton (2OT), 12-30-93
10.	49	Michael Bramos at Western Michigan (2OT), 2-12-08
	49	John Shoemaker vs. Northern Illinois (2OT), 2-2-77

Does not reflect double-overtime games prior to 1976 as minutes played were not available in any boxscores or boxscores were not available at all.

Bold *denotes active players*

RECORDS & AWARDS

Team Single-Game Top 10

POINTS
1. 123 vs. Midway, 11-29-17
2. 119 vs. Wilberforce, 12-30-19
3. 114 vs. Findlay, 1-30-74
   114 vs. Marshall, 12-14-64
5. 113 vs. Cleveland State, 12-4-76
   113 vs. Northern Illinois, 1-10-76
7. 110 vs. Evansville, 12-9-87
8. 109 vs. Rio Grande, 12-17-17
   109 vs. Cal.-Irvine, 12-20-80
10. 108 vs. Mt. Vernon Nazarene, 11-27-93
    108 vs. Toledo, 3-9-90
    108 vs. Capital, 12-3-64
    108 vs. Western Reserve, 12-6-52

FIELD GOALS
1. 48 vs. Midway, 11-29-17
   48 vs. Findlay, 1-30-74
   48 at Ball State, 12-29-64
4. 46 vs. Wilberforce, 12-30-19
5. 46 vs. Cleveland State, 12-4-76
   46 vs. Marshall, 1-9-65
   46 at Marshall, 1-6-54
8. 45 vs. Ball State, 2-6-74
9. 44 vs. Xavier, 12-15-79
   44 vs. Western Michigan, 2-9-57
   44 vs. Marshall, 2-22-56

FIELD GOAL ATTEMPTS
1. 115 vs. Kent State, 2-21-53
2. 108 vs. Marshall, 2-22-56
   108 vs. Xavier, 1-8-52
4. 104 vs. Xavier, 2-25-53
5. 102 vs. Western Reserve, 2-13-54
6. 101 vs. Marshall, 2-9-60
7. 99 vs. Heidelberg, 12-9-57
   99 vs. Western Michigan, 2-15-52
   99 vs. Western Reserve, 2-24-51
10. 98 vs. Marshall, 2-23-54

FIELD GOAL PERCENTAGE
1. .711 (32-45) at Ball State, 3-8-83
2. .678 (40-59) vs. Eastern Michigan, 3-8-97
3. .673 (33-49) vs. Davidson, 2-17-90
4. .671 (46-70) vs. Wilberforce, 12-30-19
5. .667 (28-42) at IUPUI, 11-24-99
6. .654 (34-52) at Toledo, 1-25-78
7. .647 (33-51) at Purdue, 12-5-84
8. .641 (25-39) vs. Western Michigan, 3-7-85
9. .640 (48-75) vs. Midway, 11-29-17
10. .638 (44-69) vs. Xavier, 12-15-79

BLOCKED SHOTS
1. 11 vs. Bowling Green, 2-10-88
2. 10 vs. Muskingum, 11-11-16
   10 vs. Central Michigan, 2-9-08
   10 vs. Toledo, 1-10-96
   10 vs. Kent State, 12-12-82
6. 9 vs. Toledo, 1-11-22
   9 vs. Midway, 11-29-17
   9 vs. Ball State, 2-1-11
   9 vs. Buffalo, 3-4-10
   9 at Western Michigan, 2-12-08
   9 vs. Bowling Green, 1-2-91
   9 at Miami (FL), 12-27-90

STEALS
1. 22 vs. Grambling State, 11-13-12
2. 18 vs. DePauw, 12-4-91
   18 vs. Centre, 12-2-85
4. 17 vs. Central Michigan, 1-13-97
   17 vs. Kenyon, 12-12-82
6. 16 in several games
   last vs. UIC, 12-22-12

3-POINT FIELD GOALS
1. 18 at Central Michigan, 2-23-21
2. 17 vs. Lamar, 11-13-21
   17 vs. Midway, 11-29-17
4. 16 vs. Ball State, 2-1-11
5. 15 at Bowling Green, 1-8-22
   15 vs. Alabama A&M, 11-16-19
   15 at Bowling Green, 2-26-19
   15 vs. Purdue Fort Wayne, 12-8-18
   15 at Western Michigan, 1-28-12
   15 at Kentucky, 11-16-10

3-POINT FIELD GOAL ATTEMPTS
1. 44 at Bowling Green, 1-8-22
2. 37 vs. Alabama A&M, 11-16-19
   37 at Ohio, 2-16-18
4. 36 vs. Mississippi Valley State, 12-19-19
   36 vs. South Carolina State, 12-20-18
6. 35 at Central Michigan, 2-23-21
   35 at Toledo, 2-16-21
   35 vs. Purdue Fort Wayne, 12-8-18
   35 at Eastern Michigan, 2-16-94
10. 33 at Eastern Michigan, 1-29-22
    33 vs. Buffalo, 2-20-18
    33 at Ohio State, 12-30-17
    33 at DePaul, 12-21-17
    33 vs. Midway, 11-29-17
    33 at Marshall, 3-5-05

3-POINT FIELD GOAL PCT. (Min. 8 att.)
1. .900 (9-10) at Indiana, 11-28-87
2. .733 (11-15) at Central Michigan, 1-30-91
3. .727 (8-11) at Kent State, 1-4-95
   .727 (8-11) at Kent State, 3-5-88
5. .700 (14-20) vs. Purdue, 11-19-04
   .700 (14-20) vs. Marshall, 3-6-00
7. .667 (10-15) at IUPUI, 11-24-99
   .667 (6-9) vs. Xavier, 12-9-97
   .667 (6-9) at Toledo, 1-8-92
   .667 (6-9) vs. Ball St., 2-6-88

FREE THROWS
1. 53 vs. Central Michigan, 1-29-92
2. 41 vs. Toledo, 12-15-56
3. 36 vs. Western Michigan, 1-12-83
4. 35 vs. Ball State, 1-26-85
   35 vs. Evansville, 12-9-87
6. 34 vs. Kent State, 2-24-15
7. 33 vs. Bowling Green, 3-10-05
   33 vs. Western Michigan, 1-21-70
9. 32 in several games

FREE THROW ATTEMPTS
1. 64 vs. Central Michigan, 1-29-92
2. 59 vs. Toledo, 12-15-56
3. 51 vs. Western Michigan, 1-12-83
   51 vs. Ohio, 1-9-53
5. 48 at Central Michigan, 1-3-98
   48 vs. Cincinnati, 3-4-54
7. 46 vs. Ball State, 1-26-85
   46 vs. Ohio, 1-17-56
   46 vs. Arizona St., 12-28-53
10. 45 vs. Evansville, 12-9-87
    45 vs. Xavier, 3-3-56

FREE THROW PCT. (Min. 12 att.)
1. 1.000 (15-15) at Western Michigan, 1-15-22
   1.000 (15-15) at C. Michigan, 1-19-83
   1.000 (14-14) vs. Bowling Green, 2-29-20
   1.000 (12-12) at Cincinnati, 2-5-52
5. .955 (21-22) at Xavier, 12-8-90
   .955 (21-22) at Dayton, 2-26-64
7. .952 (20-21) at Bowling Green, 2-18-15
   .952 (20-21) vs. Dayton, 12-12-51
9. .944 (17-18) vs. Western Michigan, 1-11-14
   .944 (17-18) vs. Xavier, 12-1-10
   .944 (17-18) vs. Northern Illinois, 1-5-05
   .944 (17-18) vs. Eastern Michigan, 2-2-91
   .944 (17-18) vs. Bowling Green, 1-13-62

REBOUNDS
1. 97 vs. Kent State, 2-21-53
2. 90 vs. Ohio, 2-2-52
3. 85 at Western Reserve, 2-13-54
4. 84 vs. Heidelberg, 12-9-57
5. 83 vs. Western Michigan, 1-13-56
   83 vs. Cincinnati, 2-29-56
   83 at Marshall, 12-22-51
8. 80 vs. Marshall, 2-9-60
9. 76 at Cincinnati, 3-4-52
10. 74 vs. Marshall, 2-11-64
    74 vs. Bowling Green, 1-8-55

ASSISTS
1. 34 vs. Midway, 11-29-17
2. 31 vs. Ball State, 2-15-86
   31 at Ohio, 2-26-77
4. 29 vs. Ohio Wesleyan, 11-29-86
   29 vs. Toledo, 2-12-85
   29 vs. Central Michigan, 1-5-85
7. 28 vs. Davidson, 12-30-78
8. 27 vs. Lamar, 11-13-22
   27 vs. Wilberforce, 12-30-19
   27 vs. Eastern Michigan, 3-8-97
   27 vs. Davidson, 2-19-90
   27 vs. Eastern Michigan, 1-28-87

RECORDS & AWARDS

Team Single-Season Bests

POINTS
1. 2,449 in 2018
2. 2,408 in 2022
3. 2,381 in 1986
4. 2,291 in 1994
5. 2,268 in 1990

SCORING AVERAGE
1. 83.8 in 1953
2. 82.8 in 1965
3. 80.5 in 1954
4. 80.2 in 1957
5. 79.5 in 1991

SCORING DEFENSE
1. 57.3 in 1993
2. 57.4 in 2007
3. 58.4 in 2001
4. 58.6 in 1984
5. 58.7 in 2003

FIELD GOALS
1. 950 in 1986
2. 886 in 2018
3. 870 in 2022
   870 in 1985
5. 868 in 1978

FIELD GOAL ATTEMPTS
1. 2,058 in 1952
2. 2,006 in 2018
3. 1,980 in 2022
4. 1,952 in 1957
5. 1,939 in 1986

FIELD GOAL PERCENTAGE
1. .516 in 1978
2. .498 in 1977
3. .492 in 1984
4. .490 in 1986
5. .490 in 1983

3-POINT FIELD GOALS
1. 301 in 2018
2. 292 in 2022
3. 269in 2019
4. 267 in 2020
5. 249 in 2011

3-POINT ATTEMPTS
1. 878 in 2018
2. 844 in 2022
3. 833 in 2019
3. 791 in 2020
4. 714 in 2011

3-POINT PERCENTAGE
1. .418 in 1993
2. .407 in 1992
3. .403 in 1990
4. .399 in 1996
5. .394 in 1991

FREE THROWS
1. 528 in 1991
2. 518 in 1985
3. 497 in 1957
4. 494 in 1953
5. 484 in 1958

FREE THROW ATTEMPTS
1. 807 in 1957
2. 747 in 1954
3. 737 in 1991
4. 735 in 1953
5. 716 in 1958

FREE THROW PERCENTAGE
1. .787 in 2022
2. .776 in 2021
3. .765 in 1999
4. .754 in 2014
5. .752 in 1976

REBOUNDS
1. 1,464 in 1957
2. 1,397 in 1952
3. 1,357 in 1953
4. 1,319 in 1958
5. 1,241 in 1960

REBOUND AVERAGE
1. 61.7 in 1953
2. 58.5 in 1957
3. 57.7 in 1956
4. 55.9 in 1952
5. 55.5 in 1955

OPPONENT REBOUND AVG.
1. 29.0 in 1993
2. 29.2 in 2001
3. 29.6 in 2006
   29.6 in 2005
5. 30.2 in 1997

PERSONAL FOULS
1. 643 in 2017
2. 628 in 1985
3. 621 in 1994
4. 619 in 2016
5. 617 in 1986

ASSISTS
1. 545 in 1986
2. 509 in 1985
3. 490 in 1987
4. 474 in 1990
5. 463 in 1989

FEWEST TURNOVERS
1. 249 in 2021
2. 327 in 2003
3. 330 in 2000
4. 331 in 2022
5. 348 in 1993

BLOCKED SHOTS
1. 135 in 2007
2. 132 in 1991
3. 125 in 2017
4. 120 in 2010
5. 110 in 2008

STEALS
1. 280 in 1986
2. 269 in 1994
3. 267 in 2014
4. 258 in 2013
5. 257 in 2018

Class Records

SCORING AVERAGE
Freshman ..... 17.1 by Trimill Haywood, 1987
Sophomore ..... 16.9 by Devin Davis, 1995
Junior ..... 24.9 by Ron Harper, 1985
Senior ..... 26.8 by Fred Foster, 1968

SINGLE-SEASON POINTS
Freshman ..... 533 by Michael Weathers, 2017
Sophomore ..... 516 by Nike Sibande, 2019
Junior ..... 772 by Ron Harper, 1985
Senior ..... 775 by Wally Szczerbiak, 1999

SINGLE-GAME POINTS
Freshman ..... 35 by Trimill Haywood at Ball State, 2-7-87
Sophomore ..... 39 by Bob Brown vs. Evansville, 1946-47
Junior ..... 45 by Ron Harper vs. Ball State, 3-8-85
Senior ..... 44 by Dick Walls at Western Reserve, 12-6-52

REBOUNDING AVERAGE
Freshman ..... 7.7 by Devin Davis, 1994
Sophomore ..... 14.3 by Dick Walls, 1951
Junior ..... 17.2 by Wayne Embry, 1957
Senior ..... 18.0 by Wayne Embry, 1958

SINGLE-SEASON REBOUNDS
Freshman ..... 231 by Devin Davis, 1994
Sophomore ..... 328 by Dick Walls, 1951
Junior ..... 431 by Wayne Embry, 1957
Senior ..... 488 by Wayne Embry, 1958

SINGLE-GAME REBOUNDS
Freshman ..... 17 by Dalonte Brown at Bowling Green, 1-2-18
Sophomore ..... 23 by Dick Walls vs. W. Reserve, 2-24-51
Junior ..... 34 by Wayne Embry vs. Kent State, 2-16-57
Senior ..... 27 by Wayne Embry vs. Heidelberg, 12-9-57

RECORDS & AWARDS

Millett Hall Records

YEAR-BY-YEAR RECORDS

Season	W	L	Pct.
1968-69	8	3	.727
1969-70	9	2	.818
1970-71	11	1	.917
1971-72	8	3	.727
1972-73	9	2	.818
1973-74	8	4	.667
1974-75	11	2	.846
1975-76	9	2	.818
1976-77	10	3	.769
1977-78	11	1	.917
1978-79	5	7	.417
1979-80	7	4	.636
1980-81	7	4	.636
1981-82	9	4	.692
1982-83	7	6	.538
1983-84	12	1	.923
1984-85	12	1	.923
1985-86	12	1	.923
1986-87	8	4	.667
1987-88	4	8	.333
1988-89*	2	10	.083
1989-90	9	3	.750
1990-91	12	2	.857
1991-92	11	1	.917
1992-93	11	3	.786
1993-94	11	3	.786
1994-95	12	0	1.000
1995-96	12	2	.857
1996-97	12	0	1.000
1997-98	10	3	.769
1998-99	12	0	1.000
1999-00	7	5	.583
2000-01	10	4	.714
2001-02	10	4	.714
2002-03	9	4	.692
2003-04	10	3	.769
2004-05	13	1	.929
2005-06	11	2	.846
2006-07	11	2	.846
2007-08	9	3	.750
2008-09	9	2	.818
2009-10	10	3	.769
2010-11	12	4	.750
2011-12	7	7	.500
2012-13	5	8	.385
2013-14	8	6	.571
2014-15	10	7	.588
2015-16	10	8	.556
2016-17	10	8	.556
2017-18	9	5	.642
2018-19	10	5	.667
2019-20	10	6	.625
2020-21	7	4	.636
2021-22	9	8	.529
Totals	**507**	**199**	**.718**

**Includes four forfeit losses*

MIAMI VS. OPPONENTS IN MILLETT HALL

Akron	23-8
Alabama A&M	1-0
Army West Point	1-0
Austin Peay	1-0
Ball State	31-12
Bellarmine	1-1
Belmont	1-0
Bowling Green	39-13
Bradley	1-0
Butler	0-2
Buffalo	15-9
Capital	2-0
Central Florida (UCF)	1-0
Central Michigan	28-9
Central State	2-0
Centre	1-0
Chicago State	1-0
Cincinnati	7-8
Cleveland State	3-0
Davidson	1-0
Dayton	19-14
Defiance	1-0
Delaware	0-1
Denison	1-0
DePauw	1-0
Earlham	1-0
Eastern Kentucky	2-1
Eastern Michigan	29-7
Eastern Washington	1-0
Elon	0-1
Evansville	3-4
Fairfield	1-0
Findlay	2-0
Florida A&M	1-0
Florida Atlantic	0-1
George Mason	1-0
Grambling State	2-0
Heidelberg	3-0
Illinois State	1-0
Illinois-Chicago	2-0
Indiana	0-3
Indiana State	2-0
IUPUI	3-0
Jackson State	1-0
James Madison	1-0
Kent State	39-16
Kentucky	0-2
Kenyon	3-0
Lamar	1-0
Liberty	2-0
Lipscomb	1-0
Longwood	1-0
Loyola (IL)	1-0
Marietta	3-0
Marshall	11-2
Massachusetts	0-1
Michigan	0-1
Midway	2-0
Mississippi Valley State	1-0
Missouri-Kansas City (UMKC)	1-0
Missouri State	1-0
Mount St. Joseph	1-0
Mt. Vernon Nazarene	1-0
Muskingum	3-0
Nebraska	1-0
New Hampshire	1-0
New Orleans	1-0
North Carolina	0-1
North Carolina-Wilmington	0-1
North Dakota	1-0
Northeastern	1-0
Northern Illinois	24-4
Northern Kentucky	0-2
Northwestern State	1-0
Notre Dame	1-1
Oakland	1-0
Ohio	34-20
Ohio Dominican	2-0
Ohio Northern	1-0
Ohio Wesleyan	3-0
Oklahoma	0-1
Old Dominion	1-0
Olivet College	1-0
Otterbein	2-0
Penn State	1-0
Purdue	3-1
Purdue Fort Wayne	3-1
Rio Grande	1-0
Saginaw Valley State	1-0
San Diego State	0-1
South Carolina State	1-1
Southeast Missouri State	1-0
Southern Illinois	1-0
Southern Utah	1-0
Spalding	1-0
Stetson	1-0
Temple	1-1
Tennessee	1-0
Tennessee State	0-1
Tennessee Tech	1-0
TCU	0-1
Thomas More	1-0
Toledo	25-18
Towson	1-0
Troy	1-0
Tulane	1-0
Valparaiso	1-0
Virginia Commonwealth	1-0
Wabash	1-0
Western Illinois	2-0
Western Michigan	33-10
Wichita State	1-0
Wilberforce	2-0
William & Mary	2-0
Wilmington	1-1
Wisconsin-Milwaukee	1-0
Wisconsin-Green Bay	2-1
Wittenberg	1-0
Wright State	13-6
Xavier	17-6
Totals	**507-199**

RECORDS & AWARDS

Annual Leaders

SCORING (Based on total points)

Year	Player	G	Pts.	Avg.
1947	Bob Brown	22	437	19.9
1948	Bob Brown*	28	461	16.5
1949	Bob Brown	21	229	10.9
1950	Frank Peticca	20	139	7.0
1951	Dick Walls	23	278	12.1
1952	Dick Walls	25	373	14.9
1953	Dick Walls*	23	487	21.1
1954	Dick Klitch	22	353	16.0
1955	Tom Bryant	23	352	15.3
1956	Bill Kennon	20	340	17.0
1957	Wayne Embry*	25	578	23.1
1958	Wayne Embry	27	672	24.9
1959	Jim Thomas	25	332	13.3
1960	Vernon Lawson	24	378	15.8
1961	Dave Zeller*	24	534	22.3
1962	LeVern Benson*	24	590	24.6
1963	Jeff Gehring	24	411	17.1
1964	Jeff Gehring	23	457	19.9
1965	Jeff Gehring	25	427	17.1
1966	Jim Patterson	25	391	15.6
1967	Fred Foster	24	511	21.3
1968	Fred Foster	23	617	26.8
1969	Frank Lukacs*	27	338	12.5
1970	Terry Martin	24	300	12.5
1971	Gerry Sears	25	307	12.3
1972	Phil Lumpkin	24	400	16.7
1973	Rich Hampton	27	400	14.9
1974	Phil Lumpkin	26	470	18.1
1975	Steve Fields	26	393	15.1
1976	Chuck Goodyear	26	471	18.1
1977	Archie Aldridge	26	497	19.1
1978	Archie Aldridge	28	582	20.8
1979	Rick Goins	27	442	16.4
1980	Rick Goins	27	416	15.4
1981	Al Watkins	26	405	15.6
1982	George Sweigert	27	455	16.9
1983	Craig Tubbs	28	417	14.9
1984	Ron Harper	30	488	16.3
1985	Ron Harper	31	772	24.9
1986	Ron Harper*	31	757	24.4
1987	Trimill Haywood	27	462	17.1
1988	Eric Newsome	15	303	20.2
1989	Karlton Clayborne	27	368	13.6
1990	David Scott	29	414	14.3
1991	David Scott	28	488	17.4
1992	David Scott	31	466	15.0
1993	Matt Kramer	31	348	11.2
1994	Landon Hackim	30	497	16.6
1995	Devin Davis	30	506	16.9
1996	Devin Davis	29	516	17.8
1997	Devin Davis	30	507	16.9
1998	Damon Frierson	29	544	18.8
1999	Wally Szczerbiak*	32	775	24.2
2000	Anthony Taylor	30	491	16.4
2001	Alex Shorts	32	501	15.7
2002	Alex Shorts	30	407	13.6
2003	Juby Johnson	28	413	14.8
2004	Juby Johnson	29	505	17.4
2005	Danny Horace	30	462	15.4
2006	William Hatcher	29	415	14.3
2007	Tim Pollitz	33	531	16.1
2008	Tim Pollitz	33	510	15.5
2009	Michael Bramos*	30	537	17.9
2010	Kenny Hayes	32	478	14.9
2011	Julian Mavunga	32	473	14.8
2012	Julian Mavunga*	30	493	16.4
2013	Will Felder	31	360	11.6
2014	Will Felder	31	440	14.2
2015	Eric Washington	32	455	14.2
2016	Geovonie McKnight	32	421	13.2
2017	Michael Weathers	32	533	16.7
2018	Nike Sibande	34	515	15.1
2019	Nike Sibande	32	516	16.1
2020	Nike Sibande	31	432	13.9
2021	Dae Dae Grant	23	314	13.7
2022	Dae Dae Grant	32	561	17.5

* led MAC

REBOUNDS (Based on total rebounds)

Year	Player	G	Reb.	Avg.
1951	Dick Walls*	23	328	14.3
1952	Dick Walls	25	333	13.3
1953	Dick Walls*	23	333	14.5
1954	Ed Gunderson	22	225	10.2
1955	Tom Bryant	23	223	9.7
1956	Bill Kennon	20	206	10.3
1957	Wayne Embry*	25	431	17.2
1958	Wayne Embry*	27	488	18.0
1959	Ed Wingard	25	305	12.2
1960	Vernon Lawson	24	259	10.8
1961	Dave Mack	23	240	10.4
1962	Ralph Wright	24	245	10.2
1963	Charley Dinkins	24	219	9.1
1964	Charley Dinkins	24	261	10.9
1965	Charley Dinkins	22	181	8.2
1966	Jim Patterson*	25	300	12.0
1967	Fred Foster	24	243	10.1
1968	Fred Foster*	23	288	12.5
1969	Walt Williams	26	192	7.4
1970	Terry Martin	24	205	8.5
1971	Tom Roberts	25	181	7.2
1972	Tom Roberts	24	141	5.9
1973	Rich Hampton	27	249	9.2
1974	Dave Elmer	26	261	10.0
1975	Steve Fields	26	193	7.4
1976	Archie Aldridge	26	171	6.6
1977	Archie Aldridge	26	223	8.6
1978	Archie Aldridge	28	219	7.8
1979	Todd Jones	27	143	5.3
1980	George Sweigert	27	154	5.7
1981	George Sweigert	25	189	7.6
1982	George Sweigert	27	229	8.5
1983	Ron Harper	28	195	7.0
1984	Ron Harper	30	229	7.6
1985	Ron Harper	31	333	10.7
1986	Ron Harper*	31	362	11.7
1987	Trimill Haywood	27	191	7.1
1988	Jim Paul	27	149	5.5
1989	Lamont Hanna	28	185	6.6
1990	Jim Paul	29	219	7.6
1991	Craig Michaelis	28	135	4.8
1992	John McKenna	31	141	4.5
1993	Jamie Mahaffey	31	233	7.5
1994	Devin Davis	30	231	7.7
1995	Jamie Mahaffey	30	262	8.7
1996	Devin Davis*	29	287	9.9
1997	Devin Davis	30	283	9.4
1998	John Estick	28	221	7.9
1999	Wally Szczerbiak	32	272	8.5
2000	Refiloe Lethunya	30	187	6.2
2001	Mike Ensminger	33	195	5.9
2002	Danny Horace	31	180	5.8
2003	Chet Mason	28	173	6.2
2004	Chet Mason	29	229	7.9
2005	Danny Horace*	30	286	9.5
2006	Nathan Peavy	29	200	6.9
2007	Nathan Peavy	33	209	6.3
2008	Tim Pollitz	33	234	7.1
2009	Tyler Dierkers	30	220	7.3
2010	Julian Mavunga	32	203	6.3
2011	Julian Mavunga	32	261	8.2
2012	Julian Mavunga*	30	270	9.0
2013	Will Felder	31	165	5.3
2014	Will Felder	31	209	6.7
2015	Will Sullivan	32	155	4.8
2016	Geovonie McKnight	32	127	4.0
2017	Logan McLane	30	195	6.5
2018	Dalonte Brown	34	184	5.4
2019	Bam Bowman	31	168	5.4
2020	Nike Sibande	31	182	5.9
2021	Dalonte Brown	23	171	7.4
2022	Precious Ayah	32	180	5.6

* led MAC

RECORDS & AWARDS

Annual Leaders

FIELD GOAL PERCENTAGE

Year	Player	FG	FGA	Pct.
1948	Bob Brown	178	417	.427
1949	Bob Brown	92	221	.416
1950	Herb Schneider	24	65	.369
1951	Dick Walls	97	258	.372
1952	Bob Doll	51	129	.395
1953	Dick Walls	172	403	.427
1954	Dick Klitch	131	302	.434
1955	Charles Fox	71	170	.418
1956	Bill Kennon	123	316	.389
1957	Wayne Embry	224	437	.512
1958	Wayne Embry	250	544	.459
1959	Ed Wingard	105	217	.484
1960	Ted Garrison	71	150	.473
1961	Gerry Saunders	35	70	.500
1962	Gerry Saunders	102	235	.434
1963	Jeff Gehring	161	331	.486
1964	Charlie Coles	167	332	.503
1965	Jeff Gehring	164	317	.517
1966	Phil Snow	109	218	.500
1967	Fred Foster	189	394	.481
1968	Glen Pryor	51	83	.614
1969	Ray Loucks	96	170	.565
1970	Ron Snyder	50	83	.602
1971	Tom Roberts	102	202	.510
1972	Steve Handy	25	54	.481
1973	Rich Hampton	168	324	.519
1974	Phil Lumpkin	206	425	.485
1975	Randy Ayers	102	182	.560
1976	Archie Aldridge	165	306	.539
1977	Archie Aldridge	202	361	.560
1978	Archie Aldridge	228	375	.608
1979	Terry Brady	71	138	.514
1980	Craig Tubbs	74	150	.493
1981	Chuck Stahl	28	49	.571
1982	George Sweigert	157	294	.534
1983	John Willoughby	46	84	.548
1984	Chuck Stahl	147	272	.540
1985	Ron Harper	312	577	.541
1986	Ron Harper	312	572	.545
1987	Trimill Haywood	194	357	.542
1988	Lamont Hanna	97	189	.513
1989	Lamont Hanna	128	224	.571
1990	Jim Paul	147	285	.516
1991	Mike Williams	66	113	.584
1992	Mike Williams	131	189	.693
1993	Jamie Mahaffey	121	218	.555
1994	Jamie Mahaffey	126	241	.523
1995	Jamie Mahaffey	134	261	.513
1996	Wally Szczerbiak	66	127	.520
1997	Ira Newble	138	231	.597
1998	John Estick	94	167	.563
1999	John Estick	110	202	.545
2000	Mike Ensminger	61	131	.466
2001	Mike Ensminger	87	159	.547
2002	Alex Shorts	146	316	.462
2003	Juby Johnson	131	301	.435
2004	Danny Horace	81	179	.453
2005	Nathan Peavy	72	137	.526
2006	Tim Pollitz	144	241	.698
2007	Tim Pollitz	234	408	.574
2008	Tyler Dierkers	80	143	.559
2009	Tyler Dierkers	107	212	.505
2010	Adam Fletcher	77	153	.503
2011	Antonio Ballard	79	141	.560
2012	Drew McGhee	71	120	.592
2013	Drew McGhee	56	99	.566
2014	Will Felder	131	301	.535
2015	Will Sullivan	109	225	.484
2016	Chris Bryant	67	130	.515
2017	Logan McLane	138	259	.533
2018	Logan McLane	132	250	.528
2019	Jalen Adaway	92	182	.505
2020	Bam Bowman	74	156	.474
2021	Dalonte Brown	112	231	.485
2022	Precious Ayah*	121	174	.695

Min. 2.0 made per game

FREE THROW PERCENTAGE

Year	Player	FT	FTA	Pct.
1947	Glen Kessler	42	56	.750
1948	Paul Schnackenberg	63	91	.692
1949	Bill DuMont	54	74	.729
1950	Charles Tiberghein	40	57	.701
1951	Dick Walls	84	118	.712
1952	Don Knodel	50	68	.735
1953	Bernie Griesinger	36	42	.857
1954	Bob Doll	64	89	.719
1955	Tom Bryant	72	91	.791
1956	Bill Kennon	94	119	.790
1957	Jim Thomas	69	84	.821
1958	John Powell	113	148	.763
1959	Bob Miller	32	44	.727
1960	Herb Rowan	103	133	.774
1961	Dave Zeller	172	205	.839
1962	Gerry Saunders	47	60	.783
1963	Charley Dinkins	52	68	.765
1964	Jeff Gehring	111	135	.822
1965	Jeff Gehring	99	121	.818
1966	Jim Hallihan	31	42	.738
1967	Phil Snow	27	29	.931
1968	Phil Snow	38	42	.905
1969	Mike Wren	86	104	.827
1970	Gerry Sears	58	67	.866
1971	Steve Handy	47	57	.825
1972	Gary Dees	37	46	.804
1973	Gary Dees	40	47	.851
1974	Phil Lumpkin	58	73	.795
1975	Rod Dieringer	63	73	.863
1976	John Shoemaker	57	70	.814
1977	Archie Aldridge	93	116	.802
1978	John Shoemaker	36	45	.800
1979	George Sweigert	46	61	.754
1980	Tom Dunn	63	85	.741
1981	Joe Niekamp	47	52	.904
1982	Chuck Stahl	57	65	.877
1983	Craig Tubbs	89	120	.742
1984	Eric Newsome	73	87	.839
1985	Eric Newsome	153	184	.832
1986	Eric Newsome	134	158	.848
1987	Todd Staker	45	55	.818
1988	Eric Newsome	66	80	.825
1989	Tim Stewart	33	38	.868
1990	Chip Reeves	39	47	.830
1991	Matt Kramer	51	62	.823
1992	David Scott	114	139	.820
1993	Craig Michaelis	44	51	.863
1994	Landon Hackim	66	88	.750
1995	Landon Hackim	62	79	.785
1996	Landon Hackim*	82	94	.872
1997	Damon Frierson	93	108	.861
1998	Wally Szczerbiak	79	98	.806
1999	Damon Frierson	117	140	.836
2000	Anthony Taylor	138	165	.836
2001	J. Grunkemeyer	86	102	.843
2002	Doug Davis	85	101	.842
2003	Juby Johnson	99	133	.744
2004	Juby Johnson	159	205	.776
2005	Danny Horace	154	188	.819
2006	William Hatcher	87	107	.813
2007	Michael Bramos	84	101	.832
2008	Michael Bramos	90	107	.841
2009	Michael Bramos	120	144	.833
2010	Kenny Hayes	102	128	.797
2011	Julian Mavunga	160	227	.705
2012	Julian Mavunga	168	229	.734
2013	Allen Roberts	99	124	.798
2014	Will Felder	113	135	.837
2015	Eric Washington	155	195	.795
2016	Eric Washington	127	159	.799
2017	Michael Weathers	160	206	.777
2018	Nike Sibande	96	131	.733
2019	Dalonte Brown	68	89	.764
2020	Nike Sibande	105	128	.820
2021	Dalonte Brown	48	56	.857
2022	Mekhi Lairy*	75	82	.915

* led MAC

Min. 2.0 made per game

RECORDS & AWARDS

Annual Leaders

ASSISTS (Based on total assists)

Year	Player	G	Ast.	Avg.
1972	Phil Lumpkin	24	83	3.5
1973	Phil Lumpkin	27	154	5.7
1974	Phil Lumpkin	26	147	5.7
1975	Rod Dieringer	26	110	4.2
1976	John Shoemaker	26	102	3.9
1977	John Shoemaker	26	108	4.2
1978	Randy Ayers	28	125	4.5
1979	Tom Dunn	27	122	4.5
1980	Tom Dunn	27	100	3.7
1981	Al Watkins	26	52	2.0
1982	Chuck Stahl	27	61	2.3
1983	Ron Harper	28	62	2.2
1984	John Willoughby	30	135	4.5
1985	Eddie Schilling*	31	214	6.9
1986	Ron Harper	31	133	4.3
1987	Eddie Schilling*	28	203	7.3
1988	Eddie Schilling	27	113	4.2
1989	Jamie Mercurio	28	138	4.9
1990	Derek Walton	28	120	4.3
1991	Jamie Mercurio	28	100	3.6
1992	Jamie Mercurio	31	124	4.0
1993	Derrick Cross	31	117	3.8
1994	Derrick Cross	30	120	4.0
1995	Derrick Cross	30	110	3.7
1996	Chris McGuire	27	81	3.0
1997	Rob Mestas	30	138	4.6
1998	Damon Frierson	29	119	4.1
1999	Damon Frierson	32	106	3.3
2000	Rob Mestas	30	166	5.5
2001	J. Grunkemeyer	32	77	2.4
2002	Doug Davis	31	92	2.9
2003	Chet Mason	28	68	2.4
2004	Chet Mason	29	84	2.9
2005	William Hatcher	30	99	3.3
2006	William Hatcher	29	125	4.3
2007	Alex Moosmann	33	91	2.8
2008	Tim Pollitz	33	101	3.1
2009	Eric Pollitz	26	75	2.9
2010	Kenny Hayes	32	99	3.1
2011	Julian Mavunga	32	96	3.0
2012	Julian Mavunga	30	101	3.4
2013	Quinten Rollins	31	122	3.9
2014	Quinten Rollins	31	122	3.9
2015	Eric Washington	32	176	5.5
2016	Eric Washington	30	138	4.6
2017	Michael Weathers	32	155	4.8
2018	Darrian Ringo*	34	236	6.9
2019	Darrian Ringo	32	151	4.7
2020	Mekhi Lairy	32	88	2.8
2021	Isaiah Coleman-Lands	22	67	3.0
2022	Dae Dae Grant	32	132	4.1

* led MAC

3-POINT FIELD GOAL PERCENTAGE

Year	Player	3P	3PA	Pct.
1987	Todd Staker	40	101	396
1988	Eric Newsome	33	81	.407
1989	Tim Stewart	64	149	.430
1990	Craig Michaelis	56	122	.459
1991	David Scott	54	128	.422
1992	Craig Michaelis	42	91	.462
1993	Matt Kramer	65	153	.425
1994	Landon Hackim	93	201	.463
1995	Landon Hackim	65	186	.349
1996	Landon Hackim	69	154	.448
1997	Wally Szczerbiak	56	121	.463
1998	Wally Szczerbiak	63	128	.492
1999	Wally Szczerbiak	63	177	.356
2000	J. Grunkemeyer	54	117	.462
2001	J. Grunkemeyer	46	133	.346
2002	Juby Johnson	44	106	.415
2003	Josh Hausfield	43	107	.402
2004	Josh Hausfeld	50	145	.345
2005	William Hatcher	45	110	.409
2006	William Hatcher	44	126	.349
2007	Michael Bramos	50	136	.368
2008	Michael Bramos	65	179	.363
2009	Michael Bramos	71	199	.357
2010	Nick Winbush	53	143	. 392
2011	Orlando Williams	44	71	.396
2012	Brian Sullivan*	79	176	.449
2013	Jon Harris	47	122	.385
2014	Will Sullivan	42	103	.408
2015	Will Sullivan	68	153	.444
2016	None met minimum standard			
2017	Jake Wright	71	202	.351
2018	Nike Sibande	77	220	.350
2019	Dalonte Brown	52	158	.329
2020	Isaiah Coleman-Lands	60	170	.353
2021	Dae Dae Grant	57	139	.410
2022	Dalonte Brown	46	127	.362

Min. 1.5 made per game

BLOCKED SHOTS (Based on total blocks)

Year	Player	G	Bl.	Avg.
1986	Ron Harper	31	71	2.3
1987	Todd Staker	28	15	0.5
1988	Jim Paul	27	31	1.1
1989	Jim Paul	28	33	1.1
1990	Jim Paul	29	38	1.3
1991	Jim Paul	28	44	1.6
1992	Mike Williams	31	44	1.4
1993	Jamie Mahaffey	31	24	0.8
1994	Jamie Mahaffey	30	29	1.0
1995	Kevin Beard	30	29	1.0
1996	Kevin Beard	29	48	1.7
1997	Chad Allen	25	23	0.9
	Ira Newble	29	23	0.8
1998	Wally Szczerbiak	21	24	1.1
1999	Wally Szczerbiak	32	32	1.0
2000	Rich Allendorf	30	18	0.6
2001	Gene Seals	32	12	0.4
2002	Danny Horace	31	35	1.1
2003	Danny Horace	28	12	0.4
	Gene Seals	26	12	0.4
2004	Gene Seals	28	20	0.7
2005	Danny Horace	30	17	0.6
2006	Nate VanderSluis	28	27	1.0
2007	Michael Bramos	33	41	1.2
2008	Michael Bramos	28	42	1.5
2009	Michael Bramos	30	33	1.1
2010	Nick Winbush	32	32	1.0
2011	Nick Winbush	33	35	1.1
2012	Julian Mavunga	30	17	0.6
2014	Will Felder	31	31	1.0
2015	LJ Livingston, Jr.	32	29	0.9
2016	LJ Livingston, Jr.	31	29	0.9
2017	Michael Weathers	32	45	1.4
2018	Logan McLane	34	26	0.8
2019	Aleks Abrams	31	20	0.6
2020	Elijah McNamara	32	26	0.8
2021	Elija McNamara	23	14	0.6
	Precious Ayah	23	14	0.6
2022	Precious Ayah	32	35	1.1

RECORDS & AWARDS

Annual Leaders

STEALS (Based on total steals)

Year	Player	G	St.	Avg
1985	Ron Harper	31	82	2.6
1986	Ron Harper	31	101	3.3
1987	Eddie Schilling	28	46	1.6
1988	Eddie Schilling	27	37	1.4
1989	Karlton Clayborne*	27	36	1.3
1990	Derek Walton	28	31	1.1
1991	Scott Belyeu	27	46	1.7
1992	Scott Belyeu	27	49	1.8
1993	Derrick Cross	31	51	1.6
1994	Jamie Mahaffey	30	59	2.0
1995	Jamie Mahaffey	30	53	1.8
1996	Damon Frierson	29	37	1.3
1997	Damon Frierson	29	44	1.5
1998	Damon Frierson	29	44	1.5
1999	Damon Frierson	32	50	1.6
2000	Rob Mestas	30	43	1.4
2001	Doug Davis	26	30	1.2
2002	Gene Seals	30	35	1.2
2003	Chet Mason	28	51	1.8
2004	Chet Mason	27	29	1.3
2005	Chet Mason	30	39	1.3
2006	William Hatcher	29	34	1.2
2007	Michael Bramos	33	46	1.4
2008	Tim Pollitz	33	39	1.2
2009	Tyler Dierkers	30	50	1.7
2010	Kenny Hayes	32	27	0.8
	Rodney Haddix II	32	27	0.8
2011	Quinten Rollins	24	35	1.5
2012	Quinten Rollins	30	48	1.6
2013	Quinten Rollins	31	58	1.9
2014	Quinten Rollins*	31	73	2.4
2015	Willie Moore	32	47	1.5
2016	Eric Washington	30	47	1.6
2017	Michael Weathers	32	60	1.9
2018	Darrian Ringo*	34	91	2.7
2019	Darrian Ringo	32	67	2.1
2020	Isaiah Coleman-Lands	32	27	0.8
2021	Dae Dae Grant	23	21	0.9
	Mekhi Lairy	23	21	0.9
2022	Mekhi Lairy	32	40	1.3

* led MAC

MINUTES PLAYED (Based on total min.)

Year	Player	G	Min.	Avg.
1974	Phil Lumpkin	26	961	37.0
1975	Steve Fields	26	847	32.6
1976	John Shoemaker	26	907	34.9
1977	John Shoemaker	26	921	35.4
1978	Archie Aldridge	28	1004	35.9
1979	Rick Goins	27	970	35.9
1980	Rick Goins	27	955	35.4
1981	Craig Tubbs	26	828	31.8
1982	George Sweigert	27	890	33.0
1983	Craig Tubbs	28	938	33.5
1984	John Willoughby	30	1097	36.6
1985	Ron Harper	31	1144	36.9
1986	Ron Harper	31	1144	36.9
1987	Eddie Schilling	28	927	33.1
1988	Karlton Clayborne	26	673	25.9
1989	Tim Stewart	28	999	35.7
1990	Tim Stewart	29	953	32.9
1991	Craig Michaelis	28	930	33.2
1992	Jamie Mercurio	31	876	28.3
1993	Craig Michaelis	31	1023	33.0
1994	Derrick Cross	30	1045	34.8
1995	Jamie Mahaffey	30	1030	34.3
1996	Damon Frierson	29	905	31.2
1997	Rob Mestas	30	958	31.9
1998	Damon Frierson	29	1110	38.3
1999	Damon Frierson	32	1201	37.5
2000	Rob Mestas*	30	1196	39.9
2001	J. Grunkemeyer	32	1068	33.4
2002	Juby Johnson	31	1066	34.4
2003	Chet Mason	28	986	35.2
2004	Juby Johnson	29	1027	35.4
2005	Danny Horace	30	1052	35.1
2006	William Hatcher	29	1089	37.6
2007	Tim Pollitz	33	1165	35.3
2008	Tim Pollitz	33	1171	35.5
2009	Tyler Dierkers*	30	1092	36.4
2010	Kenny Hayes*	32	1143	35.7
2011	Julian Mavunga*	32	1163	36.3
2012	Julian Mavunga*	30	1107	36.9
2013	Quinten Rollins	31	897	28.9
2014	Will Felder	31	990	31.9
2015	Will Sullivan	32	1034	32.3
2016	Geovonie McKnight	32	1028	32.1
2017	Michael Weathers	32	916	28.6
2018	Nike Sibande	34	1117	32.9
2019	Nike Sibande	32	960	30.0
2020	Nike Sibande	31	891	28.7
2021	Mekhi Lairy	23	707	30.7
2022	Dae Dae Grant	32	1058	33.1

* led MAC

RECORDS & AWARDS

1,000-Point Scorers

1. Ron Harper — 2,377

Season	G	FG-A	PCT	3P-A	PCT	FT-A	PCT	PTS	AVG
1982-83	28	148-298	.497	—	—	65-95	.674	360	12.8
1983-84	30	197-367	.537	—	—	94-165	.570	488	16.3
1984-85	31	312-577	.541	—	—	148-224	.661	772	24.9
1985-86	31	312-572	.545	—	—	133-200	.665	757	24.4
Totals	**120**	**969-1814**	**.534**	**—**	**—**	**439-684**	**.642**	**2377**	**19.8**

2. Wally Szczerbiak — 1,847

Season	G	FG-A	PCT	3P-A	PCT	FT-A	PCT	PTS	AVG
1995-96	22	66-127	.520	22-47	.468	22-28	.786	176	8.0
1996-97	30	150-316	.475	56-121	.463	28-39	.718	384	12.8
1997-98	21	185-350	.529	63-128	.492	79-98	.806	512	24.4
1998-99	32	270-517	.522	63-177	.356	172-207	.831	775	24.2
Totals	**105**	**671-1310**	**.512**	**204-473**	**.431**	**301-372**	**.809**	**1847**	**17.6**



3. Devin Davis — 1,828

Season	G	FG-A	PCT	3P-A	PCT	FT-A	PCT	PTS	AVG
1993-94	30	115-235	.489	0-1	.000	69-111	.622	299	10.0
1994-95	30	190-387	.491	0-1	.000	126-182	.692	506	16.9
1995-96	29	181-372	.487	9-22	.409	145-235	.617	516	17.8
1996-97	30	169-334	.506	8-24	.333	161-220	.732	507	16.9
Totals	**119**	**655-1328**	**.493**	**17-48**	**.354**	**501-748**	**.670**	**1828**	**15.4**



4. Eric Newsome — 1,679

Season	G	FG-A	PCT	3P-A	PCT	FT-A	PCT	PTS	AVG
1983-84	30	74-170	.435	—	—	73-87	.839	221	7.4
1984-85	31	187-380	.492	—	—	153-184	.832	527	17.0
1985-86	31	214-462	.463	—	—	134-158	.848	562	18.1
1986-87	4	21-39	.407	—	—	15-15	1.000	66	16.5
1987-88	15	102-205	.498	33-81	.407	66-80	.825	303	20.2
Totals	**111**	**598-1256**	**.476**	**33-81**	**.407**	**441-524**	**.842**	**1679**	**15.1**

Ron Harper

Wally Szczerbiak

Devin Davis

Eric Newsome

RECORDS & AWARDS

1,000-Point Scorers



5. Damon Frierson — 1,644

Season	G	FG-A	PCT	3P-A	PCT	FT-A	PCT	PTS	AVG
1995-96	29	106-237	.447	30-68	.441	80-95	.842	322	11.1
1996-97	29	122-283	.431	25-84	.298	93-108	.861	362	12.5
1997-98	29	172-432	.398	40-118	.339	160-208	.769	544	18.8
1998-99	32	137-340	.403	25-96	.260	117-140	.836	416	13.0
Totals	**119**	**537-1292**	**.416**	**120-366**	**.328**	**450-551**	**.817**	**1644**	**13.8**

6. Dalonte Brown — 1,530

Season	G	FG-A	PCT	3P-A	PCT	FT-A	PCT	PTS	AVG
2017-18	34	104-241	.432	28-81	.346	35-58	.603	271	8.0
2018-19	32	124-294	.422	52-158	.329	68-89	.764	368	11.5
2019-20	29	92-230	.400	26-90	.289	66-83	.795	276	9.5
2020-21	23	112-231	.485	42-111	.378	48-56	.857	314	13.7
2021-22	27	107-242	.442	46-127	.362	41-54	.759	301	11.1
Totals	**145**	**539-1238**	**.435**	**194-567**	**.342**	**258-340**	**.759**	**1530**	**10.6**



7. Michael Bramos — 1,515

Season	G	FG-A	PCT	3P-A	PCT	FT-A	PCT	PTS	AVG
2005-06	29	46-101	.455	12-35	.343	49-64	.766	153	5.3
2006-07	33	118-291	.405	50-136	.368	84-101	.832	370	11.2
2007-08	28	150-345	.435	65-179	.363	90-107	.841	455	16.3
2008-09	30	173-430	.402	17-199	.357	120-144	.833	537	17.9
Totals	**120**	**487-1167**	**.417**	**198-549**	**.361**	**343-416**	**.825**	**1515**	**12.6**



8. Landon Hackim — 1,493

Season	G	FG-A	PCT	3P-A	PCT	FT-A	PCT	PTS	AVG
1992-93	31	69-169	.408	50-120	.417	18-26	.692	206	6.6
1993-94	30	169-373	.453	93-201	.463	66-88	.750	497	16.6
1994-95	29	139-346	.402	65-186	.349	62-79	.785	405	14.0
1995-96	29	117-276	.424	69-154	.448	82-94	.872	385	13.3
Totals	**119**	**494-1164**	**.419**	**277-661**	**.419**	**228-287**	**.794**	**1493**	**12.5**



Damon Frierson

Dalonte Brown

Michael Bramos



Landon Hackim

RECORDS & AWARDS

1,000-Point Scorers



9. Archie Aldridge — 1,490

Season	G	FG-A	PCT	3P-A	PCT	FT-A	PCT	PTS	AVG
1975-76	26	165-306	.539	—	—	81-116	.698	411	15.8
1976-77	26	202-361	.560	—	—	93-116	.802	497	19.1
1977-78	28	228-375	.608	—	—	126-165	.764	582	20.8
Totals	**80**	**595-1042**	**.571**	**—**	**—**	**300-397**	**.756**	**1490**	**18.6**



10. Nike Sibande — 1,463

Season	G	FG-A	PCT	3P-A	PCT	FT-A	PCT	PTS	AVG
2017-18	34	171-413	.414	77-220	.350	96-131	.733	515	15.1
2018-19	32	165-419	.394	76-231	.329	110-158	.696	516	16.1
2019-20	31	147-334	.440	33-103	.320	105-128	.820	432	13.9
Totals	**97**	**483-1166**	**.414**	**186-554**	**.336**	**311-417**	**.746**	**1463**	**15.1**



11. Juby Johnson — 1,459

Season	G	FG-A	PCT	3P-A	PCT	FT-A	PCT	PTS	AVG
2000-01	33	80-200	.400	20-73	.274	37-66	.561	217	6.6
2001-02	31	102-236	.432	44-106	.415	76-108	.704	324	10.5
2002-03	28	131-301	.435	52-151	.344	99-133	.744	413	14.8
2003-04	29	151-385	.392	44-156	.282	159-205	.776	505	17.4
Totals	**121**	**464-1122**	**.414**	**160-486**	**.329**	**371-512**	**.725**	**1459**	**12.1**

12. Tim Pollitz — 1,411

Season	G	FG-A	PCT	3P-A	PCT	FT-A	PCT	PTS	AVG
2004-05	20	20-37	.541	0-0	.000	1-5	.200	41	2.1
2005-06	26	144-241	.598	1-3	.333	40-73	.548	329	12.7
2006-07	33	234-408	.574	2-3	.667	61-93	.656	531	16.1
2007-08	33	215-402	.535	6-18	.333	74-111	.667	510	15.5
Totals	**112**	**613-1088**	**.563**	**9-24**	**.375**	**176-282**	**.624**	**1411**	**12.6**

Archie Aldridge

Nike Sibande

Juby Johnson

Tim Pollitz

RECORDS & AWARDS

1,000-Point Scorers



13. David Scott — 1,410

Season	G	FG-A	PCT	3P-A	PCT	FT-A	PCT	PTS	AVG
1988-89	26	18-41	.439	4-14	.286	2-3	.667	42	1.6
1989-90	29	150-295	.508	37-92	.402	77-100	.770	414	14.3
1990-91	28	163-326	.500	54-128	.422	108-138	.783	488	17.4
1991-92	31	157-329	.477	38-98	.388	114-139	.820	466	15.0
Totals	**114**	**488-991**	**.492**	**133-332**	**.400**	**301-380**	**.792**	**1410**	**12.4**

14. Wayne Embry — 1,401

Season	G	FG-A	PCT	3P-A	PCT	FT-A	PCT	PTS	AVG
1955-56	20	56-167	.335	—	—	39-74	.527	151	7.5
1956-57	25	224-437	.512	—	—	130-242	.537	578	23.1
1957-58	27	250-547	.457	—	—	172-247	.696	672	24.9
Totals	**72**	**530-1151**	**.460**	**—**	**—**	**341-563**	**.606**	**1401**	**19.5**

15. Julian Mavunga — 1,389

Season	G	FG-A	PCT	3P-A	PCT	FT-A	PCT	PTS	AVG
2008-09	30	40-86	.465	0-7	.000	22-40	.550	102	3.4
2009-10	32	101-214	.472	25-66	.379	94-136	.691	321	10.0
2010-11	32	142-315	.451	29-87	.333	160-227	.705	473	14.8
2011-12	30	150-340	.441	25-82	.305	168-229	.734	493	16.4
Totals	**124**	**433-955**	**.453**	**79-242**	**.326**	**444-632**	**.703**	**1389**	**11.2**



16. Craig Tubbs — 1,307

Season	G	FG-A	PCT	3P-A	PCT	FT-A	PCT	PTS	AVG
1979-80	27	74-150	.493	—	—	35-49	.714	183	6.8
1980-81	26	145-299	.485	—	—	76-98	.776	366	14.1
1981-82	27	136-285	.477	—	—	69-92	.750	341	12.6
1982-83	28	164-318	.516	—	—	89-120	.742	417	14.9
Totals	**108**	**519-1052**	**.493**	**—**	**—**	**269-359**	**.749**	**1307**	**12.1**

David Scott

Wayne Embry

Julian Mavunga

Craig Tubbs

RECORDS & AWARDS

1,000-Point Scorers



176. Jeff Gehring — 1,295

Season	G	FG-A	PCT	3P-A	PCT	FT-A	PCT	PTS	AVG
1962-63	24	161-331	.486	—	—	89-123	.724	411	17.1
1963-64	23	173-394	.439	—	—	111-135	.822	457	19.9
1964-65	25	164-317	.517	—	—	99-121	.818	427	17.1
Totals	**72**	**498-1042**	**.478**	**—**	**—**	**299-379**	**.789**	**1295**	**18.0**



18. Bob Brown — 1,277

Season	G	FG-A	PCT	3P-A	PCT	FT-A	PCT	PTS	AVG
1942-43	16	65	—	—	—	20-37	.541	150	9.4
1946-47	23	170	—	—	—	97-156	.622	437	19.0
1947-48	28	178-417	.427	—	—	105-166	.633	461	16.5
1948-49	14	92-221	.416	—	—	45-72	.625	229	16.4
Totals	**80**	**505**	**—**	**—**	**—**	**267-431**	**.619**	**1277**	**16.0**



19. Craig Michaelis — 1,256

Season	G	FG-A	PCT	3P-A	PCT	FT-A	PCT	PTS	AVG
1989-90	29	131-259	.506	56-122	.459	53-65	.815	371	12.8
1990-91	28	120-265	.453	50-123	.407	68-93	.731	358	12.8
1991-92	31	82-184	.446	42-91	.462	26-39	.667	232	7.5
1992-93	31	98-241	.407	55-136	.404	44-51	.863	295	9.5
Totals	**119**	**431-949**	**.454**	**203-472**	**.430**	**191-248**	**.770**	**1256**	**10.6**

20. Phil Lumpkin — 1,243

Season	G	FG-A	PCT	3P-A	PCT	FT-A	PCT	PTS	AVG
1971-72	24	168-392	.429	—	—	64-90	.711	400	16.7
1972-73	27	171-404	.420	—	—	31-44	.705	373	13.8
1973-74	26	206-425	.485	—	—	58-73	.795	470	18.1
Totals	**77**	**545-1221**	**.446**	**—**	**—**	**153-207**	**.739**	**1243**	**16.1**



Jeff Gehring



Bob Brown

Craig Michaelis



Phil Lumpkin

RECORDS & AWARDS

1,000-Point Scorers

21. Danny Horace — 1,230

Season	G	FG-A	PCT	3P-A	PCT	FT-A	PCT	PTS	AVG
2001-02	31	74-173	.428	0-1	.000	53-69	.779	201	6.5
2002-03	26	104-259	.402	19-70	.271	72-95	.758	299	11.5
2003-04	27	81-179	.453	17-43	.395	89-119	.748	268	9.9
2004-05	30	141-310	.455	26-75	.347	154-188	.819	462	15.4
Totals	**114**	**400-921**	**.434**	**62-189**	**.328**	**368-470**	**.783**	**1230**	**10.8**

21. Chet Mason — 1,230

Season	G	FG-A	PCT	3P-A	PCT	FT-A	PCT	PTS	AVG
2001-02	31	111-258	.430	8-30	.267	18-48	.375	248	8.0
2002-03	28	102-257	.397	15-62	.242	62-104	.596	281	10.0
2003-04	29	107-266	.402	11-73	.151	73-116	.629	298	10.3
2004-05	30	150-343	.437	14-61	.230	89-141	.631	403	13.4
Totals	**118**	**470-1124**	**.418**	**48-226**	**.212**	**242-409**	**.592**	**1230**	**10.4**

21. Rick Goins — 1,230

Season	G	FG-A	PCT	3P-A	PCT	FT-A	PCT	PTS	AVG
1976-77	26	41-79	.519	—	—	10-14	.714	92	3.5
1977-78	28	134-273	.491	—	—	12-23	.522	280	10.0
1978-79	27	195-409	.477	—	—	52-73	.712	442	16.4
1979-80	27	182-377	.483	—	—	52-77	.675	416	15.4
Totals	**108**	**552-1138**	**.485**	**—**	**—**	**126-187**	**.674**	**1230**	**11.4**

24. Geovonie McKnight — 1,215

Season	G	FG-A	PCT	3P-A	PCT	FT-A	PCT	PTS	AVG
2012-13	31	56-161	.348	7-26	.269	47-70	.671	166	5.4
2013-14	31	110-272	.404	8-36	.222	63-90	.700	291	9.4
2014-15	32	130-304	.428	5-31	.161	72-103	.699	337	10.5
2015-16	32	156-364	.429	6-23	.261	103-137	.752	421	13.2
Totals	**126**	**452-1101**	**.411**	**26-116**	**.224**	**285-400**	**.713**	**1215**	**9.6**

Danny Horace

Chet Mason



Rick Goins

Geovonie McKnight

RECORDS & AWARDS

1,000-Point Scorers

25. Chuck Goodyear — 1,212

Season	G	FG-A	PCT	3P-A	PCT	FT-A	PCT	PTS	AVG
1973-74	6	1-1	1.000	—	—	2-2	1.000	4	0.7
1974-75	26	157-310	.506	—	—	68-88	.773	382	14.7
1975-76	26	192-367	.523	—	—	87-107	.813	471	18.1
1976-77	26	147-295	.498	—	—	61-82	.744	355	13.7
Totals		**84**	**497-973**	**.511**	**—**	**—**	**218-279**	**.781**	**1212**	**14.4**



26. Randy Ayers — 1,203

Season	G	FG-A	PCT	3P-A	PCT	FT-A	PCT	PTS	AVG
1974-75	26	102-182	.560	—	—	18-39	.462	222	8.5
1975-76	25	118-261	.452	—	—	36-47	.766	272	10.9
1976-77	26	145-305	.475	—	—	43-62	.694	333	12.8
1977-78	28	158-330	.479	—	—	60-80	.750	376	13.4
Totals	**105**	**523-1078**	**.485**	**—**	**—**	**157-228**	**.689**	**1203**	**11.5**

27. Mekhi Lairy — 1,191

Season	G	FG-A	PCT	3P-A	PCT	FT-A	PCT	PTS	AVG
2018-19	32	71-169	.420	24-73	.329	34-39	.872	200	6.3
2019-20	32	93-204	.456	30-85	.353	46-57	.807	262	8.2
2020-21	23	96-211	.455	32-77	.416	70-87	.805	294	12.8
2021-22	32	154-374	.412	52-158	.329	75-82	.915	435	13.6
Totals	**119**	**414-958**	**.432**	**138-939**	**.351**	**225-65**	**.849**	**1191**	**10.0**



27. Jim Paul — 1,191

Season	G	FG-A	PCT	3P-A	PCT	FT-A	PCT	PTS	AVG
1987-88	27	100-202	.495	—	—	68-99	.687	268	9.9
1988-89	28	92-187	.492	—	—	61-103	.592	245	8.8
1989-90	29	147-285	.516	—	—	84-136	.618	378	13.0
1990-91	28	105-207	.507	—	—	90-117	.769	300	10.7
Totals	**112**	**444-881**	**.504**	**—**	**—**	**303-455**	**.666**	**1191**	**10.6**

Chuck Goodyear



Randy Ayers

Mekhi Lairy



Jim Paul

RECORDS & AWARDS

1,000-Point Scorers



29. Fred Foster — 1,183

Season	G	FG-A	PCT	3P-A	PCT	FT-A	PCT	PTS	AVG
1965-66	16	26-54	.481	—	—	3-12	.250	55	3.4
1966-67	24	189-394	.481	—	—	133-174	.764	511	21.3
1967-68	23	230-472	.487	—	—	157-197	.797	617	26.8
Totals	**63**	**445-920**	**.484**	**—**	**—**	**293-383**	**.765**	**1183**	**18.8**

30. Dae Dae Grant — 1,171

Season	G	FG-A	PCT	3P-A	PCT	FT-A	PCT	PTS	AVG
2019-20	32	105-286	367	38-111	.342	48-72	.667	296	9.3
2020-21	23	108-268	.403	57-139	.410	41-47	.872	314	13.7
2021-22	32	202-478	.423	70-205	.341	87-102	.853	561	17.5
Totals	**87**	**415-1032**	**.402**	**165-455**	**.363**	**176-221**	**.796**	**1171**	**13.5**



30. Jamie Mahaffey — 1,159

Season	G	FG-A	PCT	3P-A	PCT	FT-A	PCT	PTS	AVG
1991-92	31	32-68	.471	0-0	—	43-69	.623	107	3.5
1992-93	31	121-218	.555	0-1	.000	74-126	.587	316	10.2
1993-94	30	126-241	.523	26-65	.400	79-137	.577	357	11.9
1994-95	30	134-261	.513	37-101	.366	74-111	.667	379	12.6
Totals	**122**	**413-788**	**.524**	**63-167**	**.377**	**270-443**	**.609**	**1159**	**9.5**



32. Karlton Clayborne — 1,132

Season	G	FG-A	PCT	3P-A	PCT	FT-A	PCT	PTS	AVG
1985-86	31	86-161	.534	—	—	30-43	.698	202	6.5
1986-87	28	131-270	.485	2-10	.200	62-89	.697	326	11.6
1987-88	26	97-200	.485	8-20	.400	34-49	.694	236	9.1
1988-89	27	152-336	.452	26-70	.371	38-59	.644	368	13.6
Totals	**112**	**466-967**	**.482**	**36-100**	**.360**	**164-240**	**.683**	**1132**	**10.1**

Fred Foster

Dae Dae Grant

Jamie Mahaffey



Karlton Clayborne

RECORDS & AWARDS

1,000-Point Scorers



33. Dick Walls — 1,124

Season	G	FG-A	PCT	3P-A	PCT	FT-A	PCT	PTS	AVG
1950-51	23	97-258	.372	—	—	84-118	.712	278	12.1
1951-52	25	128-336	.381	—	—	117-164	.713	373	14.9
1952-53	22	167-384	.435	—	—	139-180	.772	473	21.5
Totals	**70**	**392-978**	**.401**	**—**	**—**	**340-462**	**.736**	**1124**	**16.1**



34. John Powell — 1,106

Season	G	FG-A	PCT	3P-A	PCT	FT-A	PCT	PTS	AVG
1955-56	20	116-308	.377	—	—	70-110	.636	302	15.1
1956-57	25	153-418	.366	—	—	93-138	.654	399	15.9
1957-58	27	146-388	.376	—	—	113-148	.763	405	15.0
Totals	**72**	**415-1114**	**.373**	**—**	**—**	**276-396**	**.697**	**1106**	**15.4**



35. Charlie Coles — 1,096

Season	G	FG-A	PCT	3P-A	PCT	FT-A	PCT	PTS	AVG
1962-63	24	123-298	.413	—	—	37-49	.755	283	11.8
1963-64	23	167-332	.503	—	—	91-111	.820	425	18.5
1964-65	24	169-373	.457	—	—	50-62	.806	388	16.2
Totals	**71**	**459-1003**	**.457**	**—**	**—**	**178-222**	**.802**	**1096**	**15.4**



36. Nathan Peavy — 1,081

Season	G	FG-A	PCT	3P-A	PCT	FT-A	PCT	PTS	AVG
2003-04	28	31-59	.525	2-12	.167	18-28	.643	82	2.9
2004-05	30	72-137	.526	16-38	.421	49-71	.690	209	7.0
2005-06	29	111-214	.519	14-36	.389	90-116	.776	326	11.2
2006-07	33	165-213	.529	25-69	.362	109-149	.732	464	14.1
Totals	**120**	**379-722**	**.525**	**57-155**	**.368**	**266-364**	**.731**	**1081**	**9.0**



Dick Walls



John Powell



Charlie Coles

Nathan Peavy

RECORDS & AWARDS

1,000-Point Scorers



37. LeVern Benson — 1,080

Season	G	FG-A	PCT	3P-A	PCT	FT-A	PCT	PTS	AVG
1959-60	23	76-244	.311	—	—	40-64	.625	192	8.3
1960-61	24	123-330	.373	—	—	52-83	.627	298	12.4
1961-62	24	229-556	.412	—	—	132-174	.759	590	24.6
Totals	**71**	**428-1130**	**.379**	**—**	**—**	**224-321**	**.698**	**1080**	**15.2**



38. Dave Zeller — 1,079

Season	G	FG-A	PCT	3P-A	PCT	FT-A	PCT	PTS	AVG
1958-59	23	107-256	.418	—	—	86-129	.667	300	13.0
1959-60	19	87-187	.465	—	—	71-98	.724	245	12.9
1960-61	24	181-399	.454	—	—	172-205	.839	534	22.3
Totals	**66**	**375-842**	**.445**	**—**	**—**	**329-432**	**.762**	**1079**	**16.3**



39. Anthony Taylor — 1,062

Season	G	FG-A	PCT	3P-A	PCT	FT-A	PCT	PTS	AVG
1996-97	30	47-85	.553	9-19	.474	15-30	.500	118	3.9
1997-98	29	133-302	.440	36-96	.375	57-79	.722	359	12.4
1998-99	24	31-103	.301	7-31	.226	25-32	.781	94	3.9
1999-00	30	157-369	.425	39-112	.348	138-165	.836	491	16.4
Totals	**113**	**368-859**	**.428**	**91-258**	**.353**	**235-306**	**.768**	**1062**	**9.4**



LeVern Benson



Dave Zeller

Anthony Taylor

RECORDS & AWARDS

30-Point Club

45

Ron Harper vs. Ball State, 3-8-85

44

Dick Walls at Western Reserve, 12-6-52

43

Wally Szczerbiak vs. Washington, 3-12-99
Fred Foster vs. Ball State, 12-2-67
John Powell at Marshall, 12-18-57

42

Wayne Embry vs. Kent, 2-16-57

41

Wally Szczerbiak at Dayton, 11-22-97
Ron Harper at Toledo, 2-5-86
Charlie Coles at Miami (FL), 2-2-65

40

Eric Newsome vs. Evansville, 12-9-87
Wayne Embry vs. Xavier, 3-1-58
Wayne Embry at W. Michigan, 1-12-57

39

Fred Foster at E. Kentucky, 2-28-68
LeVern Benson at Xavier 1-20-62
Wayne Embry vs. E. Kentucky, 2-14-57
Tom Bryant vs. Bowling Green, 1-8-55
Bob Brown vs. Evansville, 1946-47

38

Ron Harper vs. Ball State, 2-15-86
Jeff Gehring at Ball State, 12-7-63
Wayne Embry vs. W. Michigan, 1-11-58
Dick Walls vs. Cincinnati, 3-4-52

37

Eric Newsome at Kent, 2-12-86
Wayne Embry vs. Cincinnati, 1-26-57
Dick Walls vs. Utah State, 12-29-52

36

Michael Bramos vs. Dayton, 11-28-07
Landon Hackim vs. Toledo, 2-20-94
Ron Harper vs. Virginia Tech, 12-27-85
Ron Harper vs. Xavier, 12-14-85
Ron Harper vs. Louisville, 11-22-85
Wayne Embry vs. Indiana, 3-15-58
Bob Brown vs. Findlay, 1948-49
Ed Ball vs. Wright Field, 1946-47

35

Wally Szczerbiak vs. E. Michigan, 2-13-99
Trimill Haywood at Ball State, 2-7-87
Ron Harper vs. Ball State, 1-26-85

34

Michael Bramos vs. Kent State, 3-1-09
Wally Szczerbiak vs. Tennessee, 11-19-98
Eric Newsome at E. Michigan, 1-27-88
Chuck Goodyear vs. Denver, 12-27-74
Fred Foster at Toledo, 2-24-68
Charlie Coles at Xavier, 2-22-64
LeVern Benson vs. Kent, 1-9-62
LeVern Benson vs. Dayton, 12-12-61
Vern Lawson at Bowling Green, 2-6-60
Jerry Evans vs. Wilmington, 1944-45

33

Tim Stewart at Bowling Green, 1-10-90
David Scott vs. E. Michigan, 2-2-91
David Scott at Miami (FL), 12-28-90
David Scott at Dayton, 12-23-89
Ron Harper at Xavier, 12-22-84
Fred Foster at Ohio, 2-10-68
John Powell at Ohio, 2-14-56
William Kennon at Loyola (IL), 2-18-56
Dick Walls vs. Cincinnati, 12-3-53

32

Michael Bramos vs. C. Michigan, 2-9-08
Jason Stewart vs. Marshall, 3-6-00
Wally Szczerbiak at Ohio, 2-18-98
Derrick Cross at Dayton, 12-30-93
Trimill Haywood vs. Brown, 12-27-86
Chuck Stahl at Bowling Green, 3-2-82
Rick Goins vs. Kent, 2-20-80
Phil Lumpkin vs. Ball State, 2-6-74
Phil Snow vs. Kent, 2-14-68
LeVern Benson at Ohio, 2-21-62
Vern Lawson at Marshall, 2-9-60
Dave Zeller at Ohio, 2-8-60
Wayne Embry vs. Marshall, 2-26-58
Wayne Embry at Ohio, 2-20-58
Wayne Embry at Illinois, 12-28-57
Wayne Embry vs. W. Michigan, 2-9-57

31

Nike Sibande, at Buffalo, 3-9-20
Michael Weathers vs. NKU, 11-20-16
Michael Bramos vs. Northwestern St., 12-6-08
Michael Bramos vs. Ohio, 3-1-08
Juby Johnson at Kent State, 3-3-04
Wally Szczerbiak vs. Marshall, 12-8-98
Wally Szczerbiak vs. VCU, 12-6-97
Wally Szczerbiak at Tennessee, 11-17-97
David Scott at W. Michigan, 1-23-91
Tim Stewart vs. Nebraska, 11-27-89
Eric Newsome vs. Ball State, 1-26-85
Ron Harper at Bowling Green, 1-28-84
Craig Tubbs at Cal.-Irvine, 12-20-80
Al Watkins at Cal.-Irvine, 12-20-80
Fred Foster vs. Toledo, 1-6-68
Fred Foster vs. Ohio, 1-18-67
Charlie Coles at W. Michigan, 1-4-64
Jeff Gehring at Bowling Green, 12-14-63
LeVern Benson at Pittsburgh, 2-14-62
Dave Zeller vs. Kent, 2-25-61
Wayne Embry at Bowling Green, 12-7-57

30

Kenny Hayes at Valparaiso, 2-23-08
Michael Bramos vs. Mississippi St., 11-25-07
Juby Johnson vs. Marshall, 3-6-04
Jason Stewart vs. Marshall, 2-23-00
Wally Szczerbiak at W. Michigan, 2-28-98
Devin Davis at E. Kentucky, 11-25-95
Devin Davis at C. Michigan, 2-18-95
Devin Davis vs. Heidelberg, 11-25-94
Landon Hackim vs. E. Michigan, 1-19-94
Jim Paul vs. C. Michigan, 1-6-90
Todd Staker at Bowling Green, 1-24-87
Ron Harper at Northern Illinois, 1-11-86
Ron Harper vs. Capital, 12-15-84
Ron Harper at Purdue, 12-3-84
Ron Harper vs. Dayton, 12-7-83
Craig Tubbs vs. Toledo, 1-14-81
Walt Williams at W. Michigan, 2-18-70
Larry Garloch vs. Ball State, 12-6-69
Fred Foster at Marshall, 1-3-68
Fred Foster at Bowling Green, 1-13-68
Fred Foster vs. Rice, 12-19-67
Dave Zeller at Xavier, 2-13-61
Dave Zeller at Ohio, 2-23-60
Wayne Embry at Toledo, 1-1-58
John Powell at Marshall, 2-27-57
John Powell vs. Bowling Green, 12-8-56
Dick Klitch vs. Western Reserve, 1-6-54
Robert Doll at Western Kentucky, 12-6-52

30-Point Games

CAREER

1. Ron Harper 13
   Wayne Embry 13
3. Wally Szczerbiak 9
   Fred Foster 9
5. Michael Bramos 6
6. LeVern Benson 5
   Dave Zeller 5

SEASON

1. Fred Foster, 1968 8
   Wayne Embry, 1958 8
3. Ron Harper, 1986 7
4. Wally Szczerbiak, 1998 5
   Ron Harper, 1985 5
   LeVern Benson, 1962 5
   Wayne Embry, 1957 5

CONSECUTIVE

Fred Foster owns the Miami record for consecutive 30-point games with three. During the 1967-68 season, he scored 30 points at Marshall on Jan. 3, 31 vs. Toledo on Jan. 6 and 30 at Bowling Green on Jan. 13. Wayne Embry, Ron Harper, Vern Lawson, Juby Johnson and Michael Bramos had back-to-back 30-point games during their careers.

RECORDS & AWARDS

Biggest Wins and Losses

Biggest Wins

83 Midway (123-40), 2017
67 Wilberforce (119-52), 2019
57 Wright Field (89-32), 1947
53 Capital (108-55), 1965
52 Defiance (99-47), 2022
51 Eastern Kentucky (91-40), 1997
50 Cleveland State (113-63), 1977
49 Midway (91-42), 2018
49 Akron (99-50), 1996
48 Earlham (93-45), 1992
46 at Akron (82-36), 1995
46 Findlay (97-51), 1953
46 Wilmington (87-41), 1945
45 Heidelberg (90-45), 2022
44 Liberty (88-44), 2005
44 Thomas More (88-44), 1993
44 Dayton (89-45), 1948
43 Kenyon (89-46), 1983
43 Findlay (114-71), 1974
43 Defiance (75-32), 1949
42 Bowling Green (96-54), 2021
42 Kent State (99-57), 1953
41 Hiram (99-58), 1996
41 Ashland (99-58), 1961
41 Heidelberg (97-56), 1958
41 Earlham (74-33), 1944
40 Mt. Vernon Nazarene (108-68), 1994
40 Northern Illinois (113-73), 1976
40 Marshall (95-55), 1964
40 Wilmington (62-22), 1944

Biggest Road Wins

46 at Akron (82-36), 1995
42 at Bowling Green (96-54), 2021
39 at Kent (90-51), 1952
37 at Bowling Green (91-54), 1965
35 vs. Tulane+ (87-52), 1967
35 vs. Arizona State* (104-69), 1954
34 at Earlham (79-45), 1944
33 at Kent (71-38), 1993
32 at Ohio (85-53), 1998
31 at Wright State (89-58), 1997
30 at Dayton (83-53), 1971
30 at Western Reserve (83-53), 1949
30 at Toledo (69-39), 1992
29 at Toledo (95-66), 1965
29 at Ball State (107-78), 1965
29 at Western Reserve (82-53), 1952

+ at Detroit, Mich.
* at Troy, Ohio

Biggest Losses

58 at Cincinnati (36-94), 1949
50 at Bowling Green (36-86), 1963
44 at Toledo (49-93), 2016
41 at Louisville (80-39), 2013
41 at Denison (32-73), 1945
41 at Ohio (20-61), 1941
39 at Maryland (76-115), 1980
38 at Ohio State (55-93), 2015
38 at NC State (59-97), 2013
37 at Dayton (23-60), 2002
36 at Arizona State (54-90), 2014
36 Cincinnati (46-82), 1950
36 vs. Oregon+ (38-74), 1939
35 at West Virginia (59-94), 1951
33 at Ohio State (61-94), 1992
33 Bowling Green (61-94), 1962
33 at Cincinnati (30-63), 1962
33 at Indiana (36-69), 1947
32 at Kentucky (61-93), 1962
32 at Notre Dame (36-68), 1945
31 at Ohio (46-77), 2020
31 at Cincinnati (58-89), 1960
31 at Michigan (48-79), 1950
31 at Marshall (27-58), 1938

+ at Cleveland, OH
* at San Francisco, CA

Biggest Home Losses

36 Cincinnati (46-82), 1950
33 Bowling Green (61-94), 1962
29 Xavier (58-87), 2002
28 Buffalo (90-62), 2021
28 Dayton (55-83), 1969
24 Ohio (30-54), 1941
24 Central Michigan (58-82), 1987
23 Ohio (41-63), 1948
22 Wooster (25-47), 1942
21 Butler (38-59), 1949
21 Xavier (43-64), 1949
20 Kent State (78-58), 2013
20 Ball State (62-82), 2013
20 Toledo (56-76), 1998
20 Ohio (31-51), 1940
20 Western Michigan (71-91), 1968
20 Dayton (67-87), 1955
19 Evansville (50-69), 2015
19 Xavier (36-55), 2004
19 Dayton (67-86), 1962
19 Xavier (91-110), 1953

Biggest Road Losses

58 at Cincinnati (36-94), 1949
50 at Bowling Green (36-86), 1963
44 at Toledo (49-93), 2016
41 at Louisville (80-39), 2013
41 at Denison (32-73), 1945
41 at Ohio (20-61), 1941
39 at Maryland (76-115), 1980
38 at Ohio State (55-93), 2015
38 at NC State (59-97), 2013
37 at Dayton (23-60), 2002
36 at Arizona State (54-90), 2014
36 at West Virginia (46-82), 2009
36 vs. Oregon+ (38-74), 1939
35 at West Virginia (59-94), 1951
33 at Ohio State (61-94), 1992
33 at Cincinnati (30-63), 1962
33 at Indiana (36-69), 1947
32 at Kentucky (61-93), 1962
32 at Notre Dame (36-68), 1945
31 at Ohio (46-77), 2020
31 at Cincinnati (58-89), 1960
31 at Michigan (48-79), 1950
31 at Marshall (27-58), 1938

+ at Cleveland, OH
* at San Francisco, CA

This section includes only those games played in the NCAA's "Modern Era," which began in 1937-38.

Streaks

WINS
Overall: 13—1918-19; 1971
Season: 13—1971
Home (overall): 23—1996-98
Home (season): 13—2005
Road (overall): 8—1956-57; 1966; 1986-87
Road (season): 8—1966

LOSSES
Overall: 14—1924-25
Season: 12—1932-33
Home (overall): 7—1933-34
Home (season): 6—1933, 2013
Road (overall): 21—1932-35
Road (season): 9—1949

RECORDS & AWARDS

The Last Time ...

Miami was ranked in AP Top 25
No. 25 on Feb. 15, 1999
No. 19 in March of 1978 (Miami's highest ranking)

Miami was ranked in USA Today/ESPN Top 25
No. 20 in final 1998-99 ranking

Miami defeated a team in the AP Top 25
Miami 73, No. 11 Boston College 67, 12-20-01
(Highest-ranked team Miami has defeated was No. 6 Utah 66-58 on 3-14-99; MU also defeated No. 6 North Carolina 102-92 on 2-21-73)

Miami defeated a team in the USA Today/ESPN Top 25
Miami 73, No. 10 Boston College 67, 12-20-01

Miami defeated a team in the AP Top 10
Miami 73, No. 10 Notre Dame 64, 12-9-00

A Miami player had a triple-double
Ron Harper (38 points, 19 rebounds and 12 assists)
vs. Ball State, 2-15-86 (Only triple-double in Miami and first in MAC history)

A Miami player scored 40 points in a game
43 by Wally Szczerbiak vs. Washington (at New Orleans), 3-12-99

A Miami player had 20 rebounds in a game
23 by Ron Harper vs. Central Michigan, 2-26-86

Miami had six double-figure scorers in a game
Dae Dae Grant (16), Mekhi Lairy (13), Precious Ayah (13), Kamari Williams (13), Dalonte Brown (10), Isaiah Coleman-Lands (10) vs. Defiance, 11-23-21

Miami had three players score 20 points in a game
Kenny Hayes (30), Michael Bramos (23), Tim Pollitz (22)
at Valparaiso, 2-23-08

Miami had two players score 30 points in a game
Ron Harper (35) and Eric Newsome (31) vs. Ball State, 1-26-85

Miami did not have a double-figure scorer
at Wright State, 12-5-20

An opponent did not have a double-figure scorer
vs. Drake, 11-25-19

Miami used just five players in a game
vs. Bowling Green, 1-27-68

An opponent used just five players in a game
Marshall, 2-7-68

A Miami player averaged over 20 points in a season
Wally Szczerbiak (24.2) in 1999

A Miami player averaged over 10 rebounds in a season
Ron Harper (11.7) in 1986

Miami had five players average double figures in a season
1993-94 — Landon Hackim (16.6), Jamie Mahaffey (11.9), Derrick Cross (10.6), John McKenna (10.4) and Devin Davis (10.0)

Miami lost a game on the final play
58-57 at Wright State, 12-15-07
Todd Brown's 3-pointer as time expired gave Wright State its only lead of the game and a 58-57 win over Miami.

Miami won a game on the final play
85-82 vs. Norther Illinois (OT), 1-22-22
Dalonte Brown hit a three-pointer with 0.8 seconds remaining in overtime to give Miami the 85-82 win.

Miami's Best and Worst Halves ...

Most Miami Points in a Half
1. 68 vs. Midway, 11-29-17 (2nd)
2. 63 vs. Wilberforce, 12-30-19 (1st)
3. 62 vs. Akron, 2-10-96 (1st)
   62 vs. Evansville, 12-9-87 (2nd)
   62 vs. Central Michigan, 2-24-82 (2nd)

Fewest Miami Points in a Half
1. 8 at Dayton, 12-29-01 (1st)
2. 10 vs. Akron, 3-10-11 (1st)
3. 11 at Cincinnati, 12-5-61 (1st)
   11 vs. Kent State, 1-12-10 (1st)
   11 at Ohio, 2-8-20 (1st)

Most Opponent Points in a Half
1. 66 by Central Michigan, 1-21-17 (2nd)
2. 63 by Marshall, 12-18-57 (2nd)
3. 62 by Central Michigan, 1-14-15 (1st)
4. 61 by Kent, 2-24-62 (2nd)
5. 60 by Maryland, 12-28-79 (2nd)

Fewest Opponent Points in a Half
1. 11 by Florida A&M, 11-17-06 (1st)
   11 by Kent State, 3-2-05 (1st)
   11 by Davidson, 12-27-83 (1st)
   11 by Kent, 1-24-64 (1st)
   11 by Toledo, 1-6-62 (1st)
6. 13 by Kent State, 3-3-93 (1st)

Most Combined Points in a Half: 122 vs. Marshall, 12-18-57 (Marshall 63, Miami 59) — 2nd half
Fewest Combined Points in a Half: 28 vs. Toledo, 1-6-62 (Miami 17, Toledo 11) — 1st half;
28 at Dayton, 1-29-01 (Dayton 20, Miami 8) — 1st half
Largest Halftime Lead: 44 vs. Wilberforce, 12-30-19 (Miami 63, Wilberforce 19)
Largest Halftime Deficit: 36 vs. Duquesne, 12-19-80 (Duquesne 59, Miami 23)

RECORDS & AWARDS

Overtime Games

1928	Cincinnati	L	35-36
1929	at Kentucky	L	42-43
1930	at Ohio Wesleyan (2)	L	19-30
1931	at Ohio Wesleyan (2)	W	29-28
1954	Bowling Green	W	82-79
	at Marshall (2)	W	107-100
1955	vs. Marquette	L	79-90
1956	Xavier	W	96-91
1957	at Dayton (2)	L	67-68
1959	at Miami (FL)	W	89-87
	Ohio	W	56-54
1961	at Miami (FL) (2)	W	102-100
	Toledo	W	87-86
1967	at Cincinnati	L	44-45
	at Bowling Green (2)	W	75-68
	Eastern Kentucky	W	84-73
1968	Ball State	W	107-100
	vs. Rice	W	70-66
	Toledo	L	89-97
	at Bowling Green	L	69-74
	at Eastern Kentucky	W	84-82
1970	Northern Illinois	W	77-74
	Kent State	W	60-56
1971	at Kent State	W	61-59
1972	Toledo	W	67-65
	Ohio	L	66-69
	at Xavier	L	74-78
1973	at Ohio	W	80-79
1974	Purdue	W	86-85
1975	vs. Northwestern	W	89-88
	at Ohio (2)	L	90-92
1976	Toledo (2)	W	87-86
1977	Northern Illinois (2)	W	99-91
1978	Ball State	W	73-68
	at Purdue	W	84-80
	Toledo	L	79-81
	vs. Marquette	W	84-81
1979	Toledo	W	72-68
1980	Bowling Green	W	62-61
	at Western Michigan	L	73-74
	Kent State	W	90-86
1981	Cincinnati	W	91-87
1982	Western Michigan	W	57-53
	at Bowling Green	L	76-81
1983	at Central Michigan	W	69-65
	Central Michigan	W	59-57
1984	Purdue (3)	L	58-67
1985	Ball State	W	93-89
	vs. Maryland	L	68-69
1986	vs. Virginia Tech	W	83-82
	at Northern Illinois	L	75-77
	Ohio	L	79-80
	vs. Ball State	L	79-87
	vs. Iowa State	L	79-81
1987	Dayton	W	73-71
	Eastern Kentucky	L	82-83
	at Weber State	W	86-83
	at Ball State	W	83-81
1988	at Dayton	W	79-75
	Bowling Green	L	59-65
	at Central Michigan	W	72-70
1990	at Butler	L	78-81
	at Evansville (2)	L	71-84
	Bowling Green	W	93-91
1991	vs. Miami (FL) (2)	W	101-99
	Bowling Green	W	82-81
	Central Michigan	L	85-86
1992	at Ohio (3)	W	91-86
1993	Cincinnati	L	68-74
1994	at Dayton (2)	W	99-93
1995	at Ball State	L	57-61
	vs. Virginia	L	54-60
1996	at Long Beach State	W	69-62
1998	at Dayton (2)	W	93-86
	Northern Illinois	W	74-71
1999	Marshall	W	81-79
	at Central Michigan	W	81-69
	vs. Bowling Green	W	60-56
2000	at UW-Green Bay	L	58-67
	Kent State	L	57-61
	Ball State (3)	W	86-84
	at Ball State	L	57-60
	vs. Bowling Green	W	58-56
2001	at Ohio	L	60-62
	Bowling Green	L	63-67
	at Buffalo	L	61-66
2002	at Evansville	L	63-67
	at Western Michigan	L	63-69
	at Central Michigan(2)	W	100-94
2003	vs. Ohio	L	55-65
2004	at Marshall	W	51-48
	at Ohio	L	64-67
	Ohio	W	64-63
2005	Ball State	W	83-75
	at Wright State	W	59-54
	Buffalo	W	77-74
	at Akron	L	49-55
2006	Eastern Michigan	W	64-59
	Ball State (2)	W	67-63
2007	Ohio	W	72-69
	Akron	W	64-62
2008	at Illinois	W	61-58
	at Western Michigan (2)	L	75-78
	at Valparaiso (2)	L	94-99
2009	Akron	W	64-51
	Bowling Green	W	50-45
	at Buffalo	L	67-70
2010	Kent State	W	55-53
	at Ball State (2)	L	59-65
2011	at Ohio (3)	W	92-88
	Western Michigan	L	68-73
	Kent State	W	86-80
	vs. Akron (2)	L	75-82
2012	Dayton	W	72-67
	Eastern Michigan	W	62-57
2013	at Southern Illinois	L	68-74
2014	Western Michigan	L	77-78
	Ohio	L	76-82
2015	Eastern Michigan	W	82-81
	at Akron	W	57-52
	Kent State	W	86-81
	at Eastern Michigan	L	61-62
2016	vs. Grambling State	W	78-76
	at UCF	L	73-80
2018	Wright State	W	73-67
	at Western Illinois (2)	W	76-73
	at Ohio	L	87-92
	at Akron	W	64-62
	at Kent State	L	83-90
2019	at Western Michigan	L	79-84
2020	at Bowling Green	W	84-79
2022	at Bowling Green	L	83-87
	Northern Illinois	W	85-82

OT Record: 77-53
2OT: 12-8
3OT: 3-1

100-Point Games

MIAMI

123 vs. Midway (40), 2017
119 vs. Wilberforce (52), 2019
114 vs. Findlay (71), 1974
114 vs. Marshall (90), 1965
113 vs. Cleveland State (63), 1977
113 vs. Northern Illinois (73), 1976
110 vs. Evansville (102), 1988
109 vs. Rio Grande (70), 2017
109 vs. Cal.-Irvine (99), 1981
108 vs. Mt. Vernon Nazarene (68), 1994
108 vs. Toledo (80), 1990
108 vs. Capital (55), 1965
108 vs. Western Reserve (76), 1953
107 vs. Kent (77), 1981
107 vs. Ball State (100), 1968
107 at Ball State (78), 1965
107 vs. Western Michigan (68), 1957
107 at Marshall (100), 1954
106 vs. Xavier (87), 1980
106 at Marshall (97), 1958
105 vs. Wright State (86), 1996
105 at Western Reserve (87), 1953
104 vs. Lamar (75), 2022
104 vs. Arizona State (69), 1954
103 vs. Fairfield (78), 1991
103 vs. Ball State (77), 1986
103 vs. Wabash (69), 1975
103 vs. Marshall (82), 1956
102 vs. IUPUI (75), 1998
102 vs. Eastern Michigan (68), 1986
102 vs. Central Michigan (76), 1975
102 at North Carolina (92), 1973
101 vs. Miami (FL) (99), 1991
101 vs. Dayton (77), 1991
101 vs. Ball State (81), 1974
101 vs. Marietta (68), 1972
101 vs. Ohio (79), 1961
100 at Central Michigan (94), 2002
100 vs. Xavier (95), 1991
100 vs. Ohio Wesleyan (73), 1987
100 at Miami (FL) (102), 1961

OPPONENTS

115 by Maryland (76), 1980
110 by Xavier (91), 1953
105 by Kent (87), 1962
104 by Ohio (89), 1960
103 by Central Michigan (87), 1981
102 by Central Michigan (92), 2017
102 by E. Washington (79), 1990
102 by Evansville (110), 1988
102 by Miami (FL) (100), 1961
102 by Cincinnati (73), 1959
101 by Evansville (87), 2019
100 by San Francisco (72), 1994
100 by Ball State (107), 1968
100 at Miami (FL) (85), 1965
100 by Xavier (80), 1957
100 by Marshall (107), 1954

RECORDS & AWARDS

Season Openers

1906	at Georgetown (KY)	L	13-19
1907	Rose Poly. Institute	L	19-29
1908	at Cincinnati	L	15-43
1909	Wilmington	W	28-14
1910	Wittenberg	L	19-26
1911	Franklin	W	25-21
1912	Hanover	L	16-21
1913	Ohio Wesleyan	L	13-34
1914	Otterbein	W	30-20
1915	Wittenberg	W	30-26
1916	at Covington YMCA	W	21-16
1917	vs. Ohio State	W	24-23
1918	Cincinnati	W	43-25
1919	Capital	W	29-17
1920	at Hamilton YMCA	W	24-9
1921	at Cincinnati Gym	L	28-33
1922	at Cincinnati Gym	W	29-24
1923	at Cincinnati Gym	W	43-23
1924	Kenyon	W	26-20
1925	Kenyon	L	17-22
1926	at Earlham	L	21-35
1927	at Earlham	W	26-17
1928	Richmond Palads	W	28-22
1929	at Earlham	W	43-34
1930	at Earlham	W	23-21
1931	Hamilton YMCA	W	18-11
1932	at Indiana	L	18-24
1933	Wilmington	W	31-23
1934	Hanover	L	44-49
1935	Georgetown (KY)	W	35-20
1936	Wilmington	W	35-19
1937	Kentucky Wesleyan	W	31-29
1938	Transylvania	W	34-23
1939	Transylvania	W	32-13
1940	Transylvania	W	31-26
1941	Transylvania	W	47-30
1942	Transylvania	W	46-41
1943	Transylvania	W	69-31
1944	Wilmington	W	62-22
1945	Wilmington	W	87-41
1946	vs. W. Kentucky	L	25-32
1947	at Indiana	L	36-69
1948	Defiance	W	72-40
1949	Franklin	W	53-41
1950	Findlay	W	47-39
1951	at Michigan	W	44-36
1952	Findlay	W	80-68
1953	Findlay	W	97-51
1954	Earlham	W	89-58
1955	at Kent	W	82-69
1956	Kent	W	72-70
1957	at Kent	W	96-77
1958	at Purdue	L	66-79
1959	E. Kentucky	L	73-78
1960	Muskingum	W	82-69
1961	Heidelberg	W	90-56
1962	Otterbein	W	87-58
1963	Findlay	W	64-56
1964	Findlay	W	67-50
1965	Capital	W	108-55
1966	Otterbein	W	68-67
1967	Villa Madonna	W	68-54
1968	Ball State (OT)	W	107-100
1969	Kentucky	L	77-86
1970	Marietta	W	93-62
1971	Muskingum	W	83-67
1972	Marietta	W	101-68
1973	Cleveland State	W	83-59
1974	at Kentucky	L	68-81
1975	Wabash	W	103-69
1976	Ohio Northern	W	79-63
1977	Purdue	W	69-67
1978	Otterbein	W	84-60
1979	at Ohio State	L	69-85
1980	at Indiana	L	52-80
1981	at Wright State	L	84-92
1982	at Indiana	L	64-71
1983	Indiana	L	59-75
1984	at Indiana	W	63-57
1985	Marietta	W	82-63
1986	vs. Louisville	L	65-81
1987	Ohio Wesleyan	W	100-73
1988	at Indiana	L	65-90
1989	Indiana	L	70-87
1990	at Indiana	L	66-77
1991	Evansville	L	82-93
1992	Earlham	W	93-45
1993	Thomas More	W	88-44
1994	Mt. Vernon Nazarene	W	108-68
1995	Heidelberg	W	93-69
1996	at Eastern Kentucky	W	89-68
1997	at Va. Commonwealth	W	69-66
1998	at Tennessee	L	74-75
1999	at Notre Dame	W	76-65
2000	at Temple	L	47-60
2001	at Xavier	L	54-68
2002	at UNC Wilmington	L	42-50
2003	at Purdue	L	46-73
2004	at Liberty	W	71-55
2005	Purdue	W	81-71
2006	at Alabama	L	58-64
2007	Wright State	L	56-57
2008	Xavier	W	59-57
2009	vs. Weber State	W	70-66
2010	at Towson	L	71-82
2011	Towson	W	60-57
2012	Dayton (OT)	W	72-67
2013	at NC State	L	97-59
2014	at Notre Dame	L	62-74
2015	Southern Utah	W	76-63
2016	at Xavier	L	72-81
2017	Muskingum	W	84-57
2018	at Fordham	W	55-54
2019	at Butler	L	68-90
2020	Wright State	L	81-88
2021	North Dakota	W	81-67
2022	at Georgia Tech	W	72-69

Overall Record: 77-40 (.658)
Home: 58-13 (.817)
Away: 17-25 (.405)
Neutral Site: 2-2 (.500)

Home Openers

1906	Hamilton Coliseum	L	27-33
1907	Rose Poly. Inst.	L	19-29
1908	Cincinnati	L	19-29
1909	Wilmington	W	28-14
1910	Wittenberg	L	19-26
1911	Franklin	W	25-21
1912	Hanover	L	16-21
1913	Ohio Wesleyan	L	13-34
1914	Otterbein	W	30-20
1915	Wittenberg	W	30-26
1916	Ohio Wesleyan	L	21-24
1917	Ohio Northern	W	33-16
1918	Cincinnati	W	43-25
1919	Capital	W	29-17
1920	Kenyon	W	39-20
1921	Ohio	L	23-25
1922	Cincinnati Gym	W	39-30
1923	Cincinnati Gym	W	27-24
1924	Kenyon	W	26-20
1925	Kenyon	L	17-22
1926	Cincinnati Gym	W	43-26
1927	Antioch	W	56-22
1928	Richmond Palads	W	28-22
1929	Georgetown (KY)	W	38-36
1930	Wittenberg	W	30-21
1931	Hamilton YMCA	W	18-11
1932	Earlham	L	19-27
1933	Wilmington	W	31-23
1934	Hanover	L	44-49
1935	Georgetown (KY)	W	35-20
1936	Wilmington	W	35-19
1937	Kentucky Wesleyan	W	31-29
1938	Transylvania	W	34-23
1939	Transylvania	W	32-13
1940	Transylvania	W	31-26
1941	Transylvania	W	47-30
1942	Transylvania	W	46-41
1943	Transylvania	W	69-31
1944	Wilmington	W	62-22
1945	Wilmington	W	87-41
1946	Butler	L	40-47
1947	Xavier	W	60-54
1948	Defiance	W	72-40
1949	Franklin	W	53-41
1950	Findlay	W	47-39
1951	Findlay	W	58-42
1952	Findlay	W	80-68
1953	Findlay	W	97-51
1954	Earlham	W	89-58
1955	Dayton	L	67-87
1956	Kent	W	72-70
1957	Wittenberg	W	76-56
1958	Heidelberg	W	97-56
1959	Eastern Kentucky	L	73-78
1960	Muskingum	W	82-69
1961	Heidelberg	W	90-56
1962	Otterbein	W	87-58
1963	Findlay	W	64-56
1964	Findlay	W	67-50
1965	Capital	W	108-55
1966	Otterbein	W	68-67
1967	Villa Madonna	W	68-54
1968	Ball State (OT)	W	107-100
1969	Kentucky	L	77-86
1970	Marietta	W	93-62
1971	Muskingum	W	83-67
1972	Marietta	W	101-68
1973	Cleveland State	W	83-59
1974	Wright State	W	79-69
1975	Wabash	W	103-69
1976	Ohio Northern	W	79-63
1977	Purdue	W	69-67
1978	Otterbein	W	84-60
1979	Muskingum	W	58-46
1980	Dayton	L	76-79
1981	Dayton	L	71-74
1982	Kenyon	W	69-46
1983	Indiana	L	59-75
1984	Ohio Wesleyan	W	78-46
1985	Marietta	W	82-63
1986	Centre	W	92-53
1987	Ohio Wesleyan	W	100-73
1988	William & Mary	W	78-68
1989	Indiana	L	70-87
1990	Nebraska	W	91-71
1991	Evansville	L	82-93
1992	Earlham	W	93-45
1993	Thomas More	W	88-44
1994	Mt. Vernon Nazarene	W	108-68
1995	Heidelberg	W	93-69
1996	New Hampshire	W	90-64
1997	Dayton	W	92-72
1998	UW-Green Bay	W	64-46
1999	Tennessee	W	68-62
2000	Xavier	W	67-58
2001	Temple	W	66-58
2002	George Mason	W	70-65
2003	Ohio Dominican	W	65-39
2004	Ohio Dominican	W	67-59
2005	Purdue	W	81-71
2006	Dayton	W	58-42
2007	Wright State	L	56-57
2008	Xavier	W	59-57
2009	Northwestern State	W	94-66
2010	Evansville	W	82-58
2011	Towson	W	60-57
2012	Dayton (OT)	W	72-67
2013	Grambling State	W	80-54
2014	Wilmington	L	63-65
2015	Southern Utah	W	76-63
2016	Kenyon	W	68-47
2017	Muskingum	W	84-57
2018	Wright State (OT)	W	73-67
2019	Midway	W	91-42
2020	Wright State	L	81-88
2021	North Dakota	W	81-67
2022	Lamar	W	104-75

Overall Record: 94-23 (.803)

RECORDS & AWARDS

Mid-American Conference Openers

1948	Ohio	L	41-63
1949	at Western Reserve	W	83-53
1950	at Western Reserve	L	60-63
1951	at Western Reserve	L	57-63
1952	Kent	W	81-58
1953	at Kent	W	76-73
1954	Kent	W	81-68
1955	at Kent	W	82-69
1956	Kent	W	72-70
1957	at Kent	W	96-77
1958	at Bowling Green	W	70-64
1959	Bowling Green	W	59-58
1960	Western Michigan	W	78-71
1961	Marshall	W	64-57
1962	at Marshall	W	77-59
1963	Marshall	W	67-48
1964	Bowling Green	W	68-61
1965	at Western Michigan	W	82-70
1966	at Kent	W	67-58
1967	at Kent	W	67-49
1968	at Marshall	L	63-83
1969	at Marshall	W	78-70
1970	at Kent	W	61-47
1971	at Kent (OT)	W	61-59
1972	Kent	L	54-60
1973	Central Michigan	W	69-60
1974	at Western Michigan	L	60-72
1975	Western Michigan	W	67-59
1976	Eastern Michigan	W	83-69
1977	at Kent	W	66-63
1978	Ball State (OT)	W	73-68
1979	at Western Michigan	W	80-68
1980	at Central Michigan	L	58-77
1981	Bowling Green	W	67-62
1982	Toledo	W	92-60
1983	Kent	W	60-54
1984	at Eastern Michigan	W	50-48
1985	at Ohio	L	62-73
1986	Bowling Green	W	62-54
1987	at Toledo	L	68-73
1988	Kent	L	54-56
1989	at Eastern Michigan	W	86-74
1990	at Ohio	W	87-72
1991	Bowling Green (OT)	W	82-81
1992	at Toledo	W	69-39
1993	Ball State	W	65-50
1994	Western Michigan	W	82-81
1995	at Kent	W	75-73
1996	Kent	W	71-59
1997	Akron	W	84-51
1998	at Bowling Green	L	59-72
1999	Marshall (OT)	W	81-79
2000	Kent State (OT)	L	57-61
2001	at Toledo	L	62-76
2002	at W. Michigan (OT)	L	63-69
2003	Western Michigan	W	44-39
2004	at Western Michigan	L	38-61
2005	Ball State (OT)	W	83-75
2006	at Central Michigan	W	75-62
2007	Kent State	W	65-63
2008	at Akron	L	54-69
2009	Akron (OT)	W	64-51
2010	at Buffalo	L	55-73
2011	at Ohio (3OT)	W	92-88
2012	Akron	L	60-65
2013	Northern Illinois	L	61-72
2014	at Central Michigan	W	77-70
2015	Buffalo	L	72-79
2016	at Bowling Green	L	62-73
2017	Northern Illinois	W	69-67
2018	at Bowling Green	W	77-72
2019	Central Michigan	L	77-84
2020	at Central Michigan	L	82-93
2021	Buffalo	L	62-90
2022	at Buffalo	W	91-81

Overall Record: 51-24 (.680)
Home: 27-9 (.750)
Away: 24-15 (.615)

ALL-AMERICA

Wayne Embry
1958
Third Team
Helms Athletic

Ron Harper
1986
Second Team
UPI, Associated Press, NABC, USBWA



Wally Szczerbiak
1999
First Team
Basketball News, Sports Illustrated, Basketball America, John Wooden
Second Team
Associated Press, NABC, USBWA

Michael Bramos
2009
Honorable Mention
Associated Press

CoSIDA ACADEMIC ALL-AMERICA

Chuck Goodyear
1977
Third Team



George Sweigert
1982
Honorable Mention



Craig Michaelis
1993
First Team
1992
Honorable Mention
1991
Second Team



Mike Ensminger
2001
Third Team
2001
Anson Mount Scholar-Athlete of the Year

RECORDS & AWARDS

Mid-American Conference Awards

MAC PLAYER OF THE YEAR
1968 Fred Foster
1978 Archie Aldridge
1985 Ron Harper
1986 Ron Harper
1999 Wally Szczerbiak
2009 Michael Bramos

MAC DEFENSIVE PLAYER OF THE YEAR
2000 Rob Mestas
2005 Chet Mason

MAC COACH OF THE YEAR
1971 Darrell Hedric
1973 Darrell Hedric
1984 Darrell Hedric
1986 Jerry Peirson
1993 Joby Wright
1995 Herb Sendek
2005 Charlie Coles

MAC FRESHMAN OF THE YEAR
1983 Ron Harper
1987 Trimill Haywood
1990 Craig Michaelis
2017 Michael Weathers
2018 Nike Sibande

ALL-MAC
1948 Robert Brown
Paul Schnackenberg
1951 Dick Walls
1952 Don Knodel
1953 Don Knodel
Dick Walls
Ed Gunderson (2nd)
1954 Dick Klitch (2nd)
1955 Tom Bryant
1956 Don Barnette
Bill Kennon (2nd)
1957 Don Barnette
Wayne Embry
John Powell
Bill Kennon (2nd)
1958 Wayne Embry
John Powell (2nd)
Jim Thomas (2nd)
1959 Ed Wingard
Bill Brown (2nd)
1960 Dave Zeller (2nd)
1961 Dave Zeller
Vern Lawson (2nd)
1962 LeVern Benson
1963 Jeff Gehring (2nd)
1964 Jeff Gehring
Charlie Coles (2nd)
Charley Dinkins (2nd)
1965 Jeff Gehring
Charlie Coles (2nd)
Charley Dinkins (2nd)
1966 Jerry Peirson
Jim Patterson (2nd)
1967 Jerry Fisher
Fred Foster
1968 Fred Foster
1969 Frank Lukacs
Ray Loucks (2nd)
Walt Williams (2nd)
1970 Terry Martin (2nd)
Mike Wren (2nd)
1971 Darrel Dunlap (2nd)
Mike Wren (2nd)
1972 Darrel Dunlap
Phil Lumpkin (2nd)
1973 Rich Hampton
Phil Lumpkin
1974 Phil Lumpkin
Rich Hampton (2nd)
1975 Steve Fields (2nd)
Rod Dieringer (HM)
Dave Elmer (HM)
Randy Ayers (HM)
Chuck Goodyear (HM)
1976 Chuck Goodyear
Archie Aldridge (2nd)
John Shoemaker (2nd)
Randy Ayers (HM)
1977 Archie Aldridge
Chuck Goodyear (2nd)
Randy Ayers (HM)
John Shoemaker (HM)
1978 Archie Aldridge
Randy Ayers (2nd)
John Shoemaker (2nd)
1979 Rick Goins (HM)
1980 Tom Dunn (HM)
1981 Al Watkins (HM)
1982 George Sweigert (2nd)
Craig Tubbs (HM)
1983 Craig Tubbs (2nd)
Tim Kroeger (HM)
Ron Harper (HM)
1984 Ron Harper
Chuck Stahl (HM)
John Willoughby (HM)
1985 Ron Harper
1986 Ron Harper
Eric Newsome (2nd)
1987 Trimill Haywood (HM)
1989 Karlton Clayborne (2nd)
Lamont Hanna (HM)
Tim Stewart (HM)
1990 Tim Stewart (2nd)
1991 David Scott
Craig Michaelis (HM)
1992 David Scott
Jamie Mercurio (HM)
1993 Matt Kramer (2nd)
Scott Belyeu (HM)
Jamie Mahaffey (HM)
Craig Michaelis (HM)
1994 Landon Hackim
Derrick Cross (HM)
Jamie Mahaffey (HM)
1995 Devin Davis
Derrick Cross (2nd)
Landon Hackim (2nd)
Jamie Mahaffey (2nd)
1996 Devin Davis
1997 Devin Davis
Ira Newble (HM)
1998 Wally Szczerbiak
Damon Frierson (2nd)
1999 Wally Szczerbiak
Damon Frierson (2nd)
Rob Mestas (HM)
2000 Anthony Taylor (2nd)
Rob Mestas (HM)
2001 Alex Shorts (2nd)
Jason Grunkemeyer (HM)
2002 Doug Davis (HM)
2003 Juby Johnson (2nd)
2004 Juby Johnson
Chet Mason (HM)
2005 Danny Horace
Chet Mason
2006 William Hatcher
Nathan Peavy (HM)
Tim Pollitz (HM)
2007 Tim Pollitz
Nathan Peavy (HM)
2008 Tim Pollitz
Michael Bramos (2nd)
Kenny Hayes (HM)
2009 Michael Bramos
Tyler Dierkers (HM)
2010 Kenny Hayes
Julian Mavunga (HM)
2011 Julian Mavunga
Nick Winbush
2012 Julian Mavunga
2013 Will Felder (HM)
2014 Will Felder (2nd)
2015 Eric Washington (2nd)
2016 Geovonie McKnight (HM)
Eric Washington (HM)
2017 Michael Weathers (HM)
2018 Darrian Ringo (3rd)
Nike Sibande (HM)
2021 Dae Dae Grant (3rd)
2022 Dae Dae Grant (HM)

MAC ALL-FRESHMAN TEAM
1987 Trimill Haywood
1988 Jim Paul
1989 Jamie Mercurio
1990 Craig Michaelis
1992 Jamie Mahaffey
1994 Devin Davis
1996 Damon Frierson
Wally Szczerbiak
2001 Juby Johnson
2002 Danny Horace
2003 Josh Hausfeld
2012 Brian Sullivan
2017 Michael Weathers
2018 Nike Sibande
Dalonte Brown
2019 Mekhi Lairy
2020 Dae Dae Grant

MAC ALL-TOURNAMENT TEAM
1984 Ron Harper
Chuck Stahl (MVP)
1985 Ron Harper (MVP)
1986 Ron Harper
Eric Newsome
1992 David Scott
Mike Williams
1994 Jamie Mahaffey
1997 Devin Davis (MVP)
Ira Newble
Wally Szczerbiak
1998 Wally Szczerbiak
Damon Frierson
1999 Wally Szczerbiak
Damon Frierson
2000 Jason Stewart
Rob Mestas
2001 Alex Shorts
Jason Grunkemeyer
2005 Danny Horace
2007 Tim Pollitz (MVP)
Michael Bramos

ACADEMIC ALL-MAC
1978 John Shoemaker
1979 Tom Dunn
1980 Tom Dunn
1981 George Sweigert
1982 George Sweigert
1984 Chuck Stahl
1987 Eddie Schilling
1988 Eddie Schilling
1990 Jim Paul
1991 Craig Michaelis
Jim Paul
1992 Matt Kramer
Craig Michaelis
1993 Matt Kramer
Craig Michaelis
1994 Gregg Darbyshire
1999 Mike Ensminger
Jason Grunkemeyer
2000 Mike Ensminger^
Jason Grunkemeyer^
Jason Stewart^
2001 Rich Allendorf^
Mike Ensminger^
Jason Grunkemeyer^
2013 Jared Tadlock (HM)
2016 Rod Mills
2017 Jake Wright
2018 Jake Wright
2021 Precious Ayah
James Beck
Javin Etzler
Milos Jovic
2022 Precious Ayah
Isaiah Coleman-Lands

^ From 2000-02 there was no Academic All-MAC Team. Only the Honor Roll system was used. The MAC resumed its Academic All-MAC Team, which is voted on by the league Faculty Athletic Representatives, in 2002-03. In 2020-21, it moved to a criteria system and is not voted upon.

RECORDS & AWARDS

Captains/Miami Awards

CAPTAINS

1965 Jerry Peirson
1966 Jerry Peirson
1967 Jerry Fisher
Jim Hallihan
1968 Fred Foster
Phil Snow
1969 Tom Slater
1970 Glen Pryor
Walt Williams
Mike Wren
1971 Gerald Sears
Mike Wren
1972 Darrel Dunlap
Tim Meyer
1973 Larry Garloch
1974 Gary Dees
Richard Hampton
Phil Lumpkin
1975 Dave Elder
Steve Fields
Rod Dieringer
1976 Greg Olson
Bill McGinley
1977 Chuck Goodyear
1978 Archie Aldridge
Randy Ayers
John Shoemaker
1979 Todd Jones
1980 Tom Dunn
Rick Goins
1981 Joe Niekamp
Al Watkins
1982 Steve Allen
Jeff Lisath
George Sweigert
1983 Tim Kroeger
Craig Tubbs
1989 Lamont Hanna
1989 Tim Stewart
1990 Chip Reeves
Tim Stewart
1991 Jim Paul
1992 Craig Michaelis
David Scott
1993 Scott Belyeu
Matt Kramer
Craig Michaelis
1994 Game captains only
1995 Derrick Cross
Jamie Mahaffey
1996 Game captains only
1997 Devin Davis
Jermaine Henderson
1998 Damon Frierson
Wally Szczerbiak
1999 Damon Frierson
Wally Szczerbiak
2000 Rob Mestas
Anthony Taylor
2001 Rich Allendorf
Mike Ensminger
Jason Grunkemeyer
2002 Doug Davis
Brian Edwards
Alex Shorts
2003 Juby Johnson
Gene Seals
Matt Jameson
2004 Juby Johnson
Gene Seals
2005 Danny Horace
Chet Mason
Tim Schenke
2006 William Hatcher
Josh Hausfeld
Nate VanderSluis
2007 Nathan Peavy
Doug Penno
Monty St. Clair
2008 Tim Pollitz
Michael Bramos
2009 Michael Bramos
Tyler Dierkers
2010 Kenny Hayes
Adam Fletcher
2011 Antonio Ballard
Sean Mock
Nick Winbush
2012 Julian Mavunga
Vince Legarza
2013 Vince Legarza
Quinten Rollins
2014 Quinten Rollins
Will Felder
Will Sullivan
2015 Will Sullivan
Eric Washington
2016 Geovonie McKnight
Eric Washington
2017 —
2018 Rod Mills
Logan McLane
2019 Abdoulaye Harouna
Aleks Abrams
Darrian Ringo
2020 Bam Bowman
2021 Precious Ayah
Milos Jovic
Michael Ritchie
Benjamin Litteken
2022 Precious Ayah
James Beck
Dalonte Brown
Isaiah Coleman-Lands
Myja White

MIAMI MALE ATHLETE OF THE YEAR

1975 Phil Lumpkin
1978 Archie Aldridge
1985 Ron Harper
1986 Ron Harper
1999 Wally Szczerbiak
2005 Chet Mason
2007 Tim Pollitz

MIAMI MALE SCHOLAR ATHLETE OF THE YEAR

2022 Precious Ayah

SPIRIT OF MIAMI AWARD WINNER

2011 Sean Mock
2016 Brian Oddo

DARRELL HEDRIC AWARD WINNER

2013 Vince Legarza
2021 Precious Ayah

WILLIAM ROHR MOST VALUABLE PLAYER

1959 Eddie Wingard
1960 Herb Rowan
1961 Dave Zeller
1962 Dave Mack
1963 Jeff Gehring
1964 Charley Dinkins
1965 Jerry Peirson
1966 Jerry Peirson
1967 Fred Foster
1968 Fred Foster
1969 Frank Lukacs
1970 Mike Wren
1971 Gerald Sears
Darrel Dunlap
1972 Darrel Dunlap
Tim Meyer
1973 Rich Hampton
1974 Phil Lumpkin
1975 Steve Fields
1975 Rod Dieringer
1976 Chuck Goodyear
John Shoemaker
1977 Archie Aldridge
1978 Archie Aldridge
1979 Rick Goins
1980 Rick Goins
1981 Joe Niekamp
1982 George Sweigert
1983 Craig Tubbs
1984 Ron Harper
Chuck Stahl
John Willoughby
1985 Ron Harper
1986 Ron Harper
1987 Trimill Haywood
1988 Lamont Hanna
1989 Lamont Hanna
1990 Tim Stewart
1991 David Scott
1992 David Scott
1993 Scott Belyeu
1994 Derrick Cross
1995 Derrick Cross
Devin Davis
Jamie Mahaffey
1996 Devin Davis
1997 Devin Davis
1998 Damon Frierson
Wally Szczerbiak
1999 Wally Szczerbiak
2000 Rob Mestas
2001 Alex Shorts
2002 Doug Davis
2003 Juby Johnson
2004 Juby Johnson
2005 Chet Mason
2006 William Hatcher
2007 Tim Pollitz
2008 Tim Pollitz
2009 Michael Bramos
2010 Kenny Hayes
2011 Julian Mavunga
2012 Julian Mavunga
2013 Will Felder
2014 Will Felder
2015 Eric Washington
2016 Geovonie McKnight
Eric Washington
2017 Michael Weathers
2018 Nike Sibande
2019 Nike Sibande
2020 —
2021 Dae Dae Grant
2022 —

RECORDS & AWARDS

Miami Awards

MARSHALL NORTH AWARD

1961 Terry Marty
1962 Ralph Wright
1963 Steve Strome
1964 Colin Stewart
1965 Skip Snow
1966 Rich Chamberlain
1967 Tom Garwood
1968 Phil Snow
1969 George Burkhart
1970 Ron Snyder
1971 Bill Strauch
1972 Ron Niekamp
1973 Larry Garloch
1974 Gary DeMoss
1975 Bill McGinley
1976 Bill McGinley
1977 Mike Kearney
1978 John Shoemaker
1979 Brian Bays
1980 Tom Dunn
1981 George Sweigert
1982 Steve Allen
1982 Jeff Lisath
1983 Tim Kroeger
1984 —
1985 Dernard Newell
1986 —
1987 Jeff Fuerst
1988 Tim Stewart
1989 Tim Stewart
1990 Chip Reeves
1991 Scott Belyeu
1992 Mike Williams
1993 Matt Kramer
1994 Derrick Cross
1995 Kevin Beard
1996 Kevin Beard
1997 Ira Newble
1998 Refiloe Lethunya
1999 Jason Grunkemeyer
2000 Jason Stewart
2001 Rich Allendorf
2002 Ben Helmers
2003 Matt Jameson
2004 Nate VanderSluis
2005 Nathan Peavy
2006 Nate VanderSluis
2007 Monty St. Clair
2008 Michael Bramos
2009 Tyler Dierkers
2010 Sean Mock
2011 Sean Mock
2012 Vince Legarza
2013 Vince Legarza
2014 Will Sullivan
2015 Will Sullivan
2016 Geovonie McKnight
2017 Jake Bischoff
2018 Logan McLane
2019 Dalonte Brown
2020 —
2021 Isaiah Coleman-Lands
2022 —

Established in memory of former Red & White Club president Marshall North, this award is presented to the player who best exemplifies the virtue of loyalty—to the university, team and coach—and whose personal sacrifice of time, effort and energy contribute materially to the advancement of the record of the team.

RICHARD SHRIDER DEFENSIVE PLAYER OF THE YEAR

1968 Tom Slater
1969 George Burkhart
1970 Gerald Sears
1971 Darrel Dunlap
1972 Darrel Dunlap
1973 Richard Hampton
1974 Steve Fields
1975 Rod Dieringer
1976 John Shoemaker
1977 Chuck Goodyear
John Shoemaker
1978 Randy Ayers
1979 Todd Jones
1980 Tom Dunn
1981 Jeff Lisath
1982 Chuck Stahl
1983 Billy Lewis
1992 Scott Belyeu
1993 Derrick Cross
1994 Derrick Cross
1995 Derrick Cross
1996 Kevin Beard
1997 Damon Frierson
Rob Mestas
1998 Damon Frierson
1999 Rob Mestas
2000 Rob Mestas
2001 Mike Ensminger
2002 Gene Seals
2003 Juby Johnson
2004 Juby Johnson
2005 Chet Mason
2006 Nathan Peavy
2007 Michael Bramos
2008 Eric Pollitz
2009 Eric Pollitz
2010 Adam Fletcher
2011 Quinten Rollins
2012 Quinten Rollins
2013 Will Sullivan
2014 Quinten Rollins
2015 Will Sullivan
2016 Eric Washington
2017 Abdoulaye Harouna
2018 Darrian Ringo
2019 Darrian Ringo
2020 —
2021 Myja White
2022 —

ARTHUR AND OLGA ADKINS NEWCOMER OF THE YEAR

1985 Eddie Schilling
1986 Karlton Clayborne
1987 Trimill Haywood
1988 Jim Paul
1989 Jamie Mercurio
1990 Craig Michaelis
1991 Vernon Crump
1992 Jamie Mahaffey
1993 Landon Hackim
1994 Devin Davis
1995 Kenneth Bozeman
1996 Damon Frierson
1997 Anthony Taylor
1998 Mike Ensminger
1999 Ben Helmers
2000 Bryan Reed
2001 Juby Johnson
2002 Danny Horace
2003 Josh Hausfeld
2004 Monty St. Clair
2005 Tim Pollitz
2006 Michael Bramos
2007 Alex Moosmann
2008 Kenny Hayes
2009 Julian Mavunga
2010 Not Awarded
2011 Quinten Rollins
2012 Brian Sullivan
2013 Reggie Johnson
2014 Jaryd Eustace
2015 Eric Washington
2016 Dion Wade
2017 Michael Weathers
Marcus Weathers
2018 Jalen Adaway
2019 —
2020 —
2021 —
2022 —

DARRELL HEDRIC MOST IMPROVED PLAYER

1996 Jermaine Henderson
1997 Wally Szczerbiak
1998 Anthony Taylor
1999 John Estick
2000 Rich Allendorf
2001 Matt Jameson
2002 Chet Mason
2003 Tim Schenke
2004 William Hatcher
2005 William Hatcher
2006 Tim Pollitz
2007 Eric Pollitz
2008 Tyler Dierkers
2009 Antonio Ballard
2010 Antonio Ballard
2011 Orlando Williams
2012 Jon Harris
2013 Will Sullivan
2014 Geovonie McKnight
2015 Logan McLane
2016 Rod Mills
2017 Logan McLane
2018 Isaiah Coleman-Lands
2019 Bam Bowman
2020 —
2021 Mekhi Lairy
2022 —

JAMIE MERCURIO AWARD

1996 Jermaine Henderson
1997 Jermaine Henderson
1998 John Lackaff
1999 Rob Mestas
2000 Jason Grunkemeyer
2001 Doug Davis
2002 Brian Edwards
2003 Nate VanderSluis
2004 Gene Seals
2005 Monty St. Clair
2006 Monty St. Clair
2007 Adam Fletcher
2008 Tim Pollitz
2009 Adam Fletcher
2010 Kenny Hayes
2011 Antonio Ballard
2012 Drew McGhee
2013 Vince Legarza
2014 Brian Oddo
2015 Zach McCormick
2016 Brian Oddo
2017 Zach McCormick
2018 Rod Mills Jr.
2019 Aleks Abrams
2020 —
2021 Milos Jovic
2022 —

Established in honor of former Miami player Jamie Mercurio, who continues to recover from a near-fatal automobile accident, this award is presented to the player who best exemplifies Mercurio's courage and determination.

RECORDS & AWARDS

Miami Awards/Four-Year Postseason Participants

HOLDIE WILSON SPIRIT AWARD

2002	Brian Edwards
2003	Doug Williams
	Gene Seals
2004	Nathan Peavy
2005	Nate VanderSluis
2006	Tyler Dierkers
2007	Doug Penno
2008	Adam Fletcher
2009	Isiah Carson
2010	Julian Mavunga
2011	Nick Winbush
2012	Adam Thomas
2013	Will Sullivan
2014	Joshua Oswald
2015	Brian Oddo
2016	Jake Bischoff
2017	Ben Eke Kazee
2018	Precious Ayah
2019	Benjamin Litteken
	Michael Ritchie
2020	—
2021	Precious Ayah
2022	—

Established in honor of long-time men's basketball supporter Holdie Wilson, this award is given to a player who best exemplifies an unconditionally positive spirit.

RANDY GUNLOCK SCHOLAR-ATHLETE AWARD

1996	Andy Plum
1997	Andy Plum
1998	Mike Ensminger
1999	Mike Ensminger
2000	Mike Ensminger
2001	Mike Ensminger
2002	Matt Jameson
2003	Tim Schenke
2004	Doug Penno
2005	Tim Schenke
2006	Tyler Dierkers
2007	Chad James
2008	Tyler Dierkers
2009	Kramer Soderberg
2010	Drew McGhee
2011	Nick Winbush
2012	Jared Tadlock
2013	Jared Tadlock
2014	Philip Bennett
2015	Rod Mills
2016	Rod Mills
2017	Precious Ayah
2018	Michael Ritchie
2019	Milos Jovic
2020	—
2021	Michael Ritche
	Benjamin Litteken
2022	—

FOUR-YEAR POSTSEASON TOURNAMENT PARTICIPANTS

Only eight players in Miami basketball history have participated in four postseason tournaments during their careers at Miami. They are listed below.



Derrick Cross
1992 NCAA
1993 NIT
1994 NIT
1995 NCAA



Jamie Mahaffey
1992 NCAA
1993 NIT
1994 NIT
1995 NCAA

Kevin Beard
1993 NIT
1994 NIT
1995 NCAA
1996 NIT



Landon Hackim
1993 NIT
1994 NIT
1995 NCAA
1996 NIT

Devin Davis
1994 NIT
1995 NCAA
1996 NIT
1997 NCAA



Jermaine Henderson
1994 NIT
1995 NCAA
1996 NIT
1997 NCAA



Kyle Johnson
1994 NIT
1995 NCAA
1996 NIT
1997 NCAA

Tim Pollitz
2005 NIT
2006 NIT
2007 NCAA
2008 CBI

RECORDS & AWARDS

Letterwinners

A

Abrams, Aleks 2019
Acker, Israel 1944
Adaway, Jalen 2018-19
Albers, Ronald 1955-56-57
Alderman, William 1942-43
Aldridge, Archie 1976-77-78
Allen, Chad 1995, 1997
Allen, Evan....2007
Allen, Larry 1974-75
Allen Steve 1979-80-81-82
Allendorf, Rich 1998-99-00-01
Alston, Walter 1933-34-35
Aluise, Michael 2010
Ames, Jackson 2021-22
Anthony, John 1932-34
Ashton, Holbrook 1911
Avance, Marr 2022
Ayah, Precious 2018-19-20-21-22
Ayers, Randy 1975-76-77-78

B

Babbs, Kenneth J. 1957
Babcock, Rich 1976-77-78
Baker, Homer 1925
Ball, Edward 1947
Ballard, Antonio....2007, 2009-10-11
Bandtel 1906
Barnes, Ali 2016
Barnett, Steve 1968
Barnette, Don 1955-56
Barney, Albert 1952-53
Barr, Chester 1924
Barrett, Richard 1930-31-32
Barrett, Robert 1931-32
Bays, Brian 1977-78-79
Beard, Kevin 1993-94-95-96
Beck, James 2021-22
Bell, Max 1920-21
Belyeu, Scott 1990-91-92-93
Bennett, Philip 2014
Benson, LeVern 1960-61-62
Bing, P. Carleton 1905-06
Binkley, Larry 1956
Bischoff, Jake 2016-17
Bledsoe, Dorion 1988
Blevins, Omer 1947
Bollechino, Don 1929-30
Bosart, Eugene 1962-64
Bowers, George 1926-27
Bowman, Bam 2018-19-20
Bowman, Jack 1945-46
Bozeman, Kenneth 1995-96
Brady, Terry 1976-77-78-79
Bramos, Michael 2006-07-08-09
Brate, Foster 1918-19
Brewer, Josh 2020-21
Britton, Dwight 1905-06-07-08
Brower, Hugo 1920
Brown, Dalonte 2018-19-20-21-22
Brown, Floyd 1908-09-10
Brown, Richard 1994
Brown, Robert 1943-47-48-49
Brown, William 1957-58-59
Bruning, Glen 1944
Bryant, Chris....2015-16
Bryant, Thomas 1952-53-54-55
Bryson, Robert 1935-37
Burkhart, George 1968-69
Burns, Robert 1940
Byrd, Ken 1971

C

Canfield, Weldon 1927-28
Carson, Isiah....2008-09
Cartwright, Todd 1915
Caudill, Ron 1943
Cecil, Don 1944
Chamberlin, Rich 1964-65-66
Cheadle, Gerald 1930-31
Cheadle, Vernon 1930-31-32
Clapp, Wayne 1941-44
Clark, Howard 1911
Clayborne, Karlton 1986-87-88-89
Claypool, Ben 1915
Cline, Clarence 1934
Clinger, James 1926-27
Clouser, Harold 1928-29
Cole, Ben 1943-44-47
Coleman-Lands, Isaiah 2018-20-21-22
Coles, Charlie 1963-64-65
Cooper, Jaime 2005
Cornwell, John 1935-36
Coulter, Marion 1916-17
Crist, Larry 1957
Cromer, William 1937-38
Cross, Derrick 1992-93-94-95
Crump, Vernon 1991
Cummins, Jack 1943-46

D

Dahn, Chuck 1981-82-83-84
Darbyshire, Gregg 1993-94
Davis, Devin 1994-95-96-97
Davis, Doug 2001-02
Davis, William 1921-23
Darling, Arthur 1925-26-27
Dees, Gary 1972-73-74-75
DeMoss, Gary 1973-74
DeShon, Thomas 1945
Dexter, Robert 1933
Dieringer, Rod 1973-74-75
Dierkers, Tyler 2006-07-08-09
Dillion, Harold 1942
Dinkins, Charley 1963-64-65
Dineen, Robert 1947-48
Dixon, Robert 1925-26
Doll, Jack 1956
Doll, Robert 1952-53-54
Dorsey, Warren 1973-74
Douglas, John 1928
Douglass, Lloyd 1982-29
Doyle, Rusty 1984-85-86-87
Drake, Larry 2001-02-03
DuMont, Bill 1948-49
Dunlap, Darrel 1970-71-72
Dunn, Tom 1977-78-79-80

E

Edwards, Bill....2014
Edwards, Brian.... 2000-01-02
Eke Kazee, Ben 2017
Eller, Luka 2021-22
Ellis, Ronald P. 1955-56-57
Ellison, Joe 1966
Elmer, Dave 1973-74-75
Ely, Charles 1947
Embry, Wayne 1956-57-58
Emerson, Stanley 1905-06-07
Emrick, Larry 1964
Ensminger, Mike 1998-99-00-01
Essenburg, Kim 1972-73-74
Essig, Mark 1920-24
Estick, John 1998-99
Etzler, Javin 2021-22
Eustace, Jaryd.... 2014-15
Evans, Jerry 1945
Evering, Ray 1911-12-13
Ewbank, Wilbur 1927-28

F

Falke, Leo 1936-37-38
Farquharson, Edmond 1994
Felder, Will....2013-14
Fick, Bob 1989
Fields, Steve 1973-74-75
Fisher, Jerry 1966-67-68
Flaschen, Stuart 1946
Fletcher, Adam.... 2007-08-09-10
Folker, William 1956
Ford, Tyler....2004-05
Foster, David 1990-92
Foster, Fred 1966-67-68
Fox, Charles 1954-55-56
Fox, William 1954-55-56
French, Charles 1918-19-20
Frierson, Damon....1996-97-98-99
Freytag, John 1973
Fry, John Oscar 1917-18-19
Fuerst, Jeff 1985-86-87-88

G

Gansburg, Alfred 1924
Garloch, Larry 1971-72-73
Garrison, Ted 1960-61
Gehring, Jeff 1963-64-65
Gentry, Curtis 1957
Gerrard, Aaron 1929-31
Geygan, Alan 1956
Glass, Larry 1955-56
Goins, Rick 1977-78-79-80
Goodyear, Chuck 1974-75-76-77
Grant, Dae Dae.... 2020-21-22
Green, Bruce 1976
Green, William 1951
Griesinger, Bernard 1951-52-53
Griesinger, Edward 1950-51
Griesinger, Phil 1977-78
Grunkemeyer, Jason 1999-00-01
Gunderson, Ed 1952-53-54

H

Hackim, Landon 1993-94-95-96
Haddix, Rodney II 2008-09-10
Hall, Mike 1984-85-87
Hallihan, Jim 1966
Halter, Sam 1936
Hamilton, Jim 1958-59-60
Hampton, Rich 1972-73-74
Handy, Steve 1971-72-73
Hanna, Lamont 1985-86-88-89
Hannaford, Tony 1924
Harkins, Jim 1978
Harouna, Abdoulaye....2016-17-19
Harper, Darius 2017-18
Harper, Ron 1983-84-85-86
Harris, Eugene "Geno" 2007
Harris, Jon....2011-12-13
Harrison IV, Curtis 2022
Hatcher, William 2003-04-05-06
Hausfeld, Josh....2003-04-05-06
Hawkins, John.... 2014-15
Hayes, Kenny 2008, 2010
Haywood, Trimill 1987-88
Healy, Robert 1944
Heater, Harold 1920-21
Hedric, Darrell 1952-53-54-55
Helmers, Ben....1999-00-01-02
HendersonJermaine 1994-95-96-97
Henry, Willard 1934-35-36
Herald, Charles 1910-11
Higgins, Jerry 1958
Hilgeman, Herb 1971-72
Hill, John 1905-06-07
Himes, Ray....1939
Hindman, Lee 1927-28
Hoerner, Tischer 1924
Hopkins, Dick 1923-24
Horace, Danny 2002-03-04-05
House, Carl 1923
Howlan, Francis 1944
Huckeby, Barry 1994
Hunsinger, Paul 1911-12-13
Hunter, Richard 1947
Hunter, Ron 1983-84-85-86

J

Jackson, Robert 1964-65-66
James, Chad....2007
Jameson, Matt 2000-01-02-03
Johnson, Donn 1949
Johnson, John 1939-40
Johnson, Julius "Juby" ... 2001-02-03-04
Johnson, Kyle 1993-94-95-97
Johnson, Reggie....2013
Johnson, Tom 1963
Jones, Richard 1906-07
Jones, Richard 1923
Jones, Robert 1941-42-43
Jones, Todd 1976-77-78-79
Jones, Tyler 2004
Joseph, Zern 1923
Jovic, Milos 2017-19-20-21

RECORDS & AWARDS

Letterwinners

K

Karg, Rollin 1910
Kaye, A. Lyle 1905-06
Kearney, Mike 1975-76-77
Kennon, Bill 1954-55-56
Kenyon, Jackson 2022
Kersting, Carl 1917
Kessler, Glen 1943-44-47
King, Robert 1951-52-53
Kiracofe, Al 1946
Kirk, Ralph 1933
Klitch, Richard 1952-53-54-55
Klobunik, Gerald 1955
Kloss, William 1944
Knodel, Don 1951-52-53
Knosher, Harlan P. 1955-56-57
Knowlton, Harold 1939-40
Knowlton, Mel 1935-36-37
Kramer, Matt 1990-91-92-93
Kramer, Robert 1943
Kretch, Dick 1950
Kroeger, Tim 1980-81-82-83

L

Lackaff, John 1998
Lairy, Mekhi 2019-20-21-22
Lake, Bill 1977-78
Lampe, Tim 1985-86
Lane, Rudy 1951
Lansaw, Carl 1949-50-51
Lantz, Rick 1978
Lawson, Vernon 1959-60-61
Leahy, Don 1926-27-28
Legarza, Vince 2010-11-12-13
Lehman, Tony 1980-81-83-84
Lethunya, Refiloe 1998-99-00
Levering, James 1909-10-11
Levering, Ray 1915
Lewis, Billy 1982-83-84
Limbert, Paul 1943
Lirot, Larry 1967
Lisath, Jeff 1979-80-81-82
Litteken, Benjamin 2019-20-21
Livingston, LJ 2015-16
Locklier, Jay 1998-99
Long, Mack 1940
Loucks, Ray 1967-68-69
Lukacs, Frank 1966-67-69
Lumpkin, Phil 1972-73-74

M

Mack, Dave 1960-61-62
Macklin, Dan 1950
Mahaffey, Jamie 1992-93-94-95
Maisel, Mike 1989
Manning, Lenny 1980
Manuel, Jim 1982
Markley, Clinton 1909
Marquard, Walter 1945
Martin, Clarence 1908-09-10
Martin, Terry 1968-69-70
Marty, Terry 1961
Marx, John 1983-84
Mason, Chet 2002-03-04-05
Maupin, Venus 1941
Mavunga, Julian 2009-10-11-12
McCombs, Dwight 2008
McCormick, Braden 1990-91
McCormick, Zach 2015-16
McCrory 1907
McDade, Clarence 1948
McDade, Robert 1940-41-42
McEntire, Don 1928
McGhee, Drew 2011-12-13
McGinley, Bill 1974-75-76
McGuire, Chris 1995-96
McHenry, Chris 2011
McKenna, John 1991-92-93-94
McKnight, Geovonie 2013-14-15-16
McLane, Logan 2015-16-17-18
McNamara, Elijah 2019-20-21-22
McPhee, Robert 1950-51
McQuiston, Tim 1982
Mears, Raymond 1947-48
Mercurio, Jamie 1989-90-91-92
Mestas, Rob 1996-97-99-00
Meyers, John 1938
Meyer, Tim 1970-71-72
Mezher, Joe 2012
Michaelis, Craig 1990-91-92-93
Migdal, Ted 1941
Milders, Ray 1921-23
Miller, Jerry 1941
Miller, Robert E. 1957-58-59
Mills, Rod 2015-16-17-18
Minnich, Jay 1915-16
Mock, Sean 2008-09-10-11
Mohler, Elmer 1945-46
Moon, Bob 1962-63
Moore, Danny 1995
Moore, Harry 1919-20
Moore, Willie 2014-15-16
Moosmann, Alex 2007-08
Mostellers, Lee 1932-33-34
Moyer, Cecil 1919-30-31
Munns, George 1917-18-19-21
Muntis, Bob 1980

N

Newble, Ira 1996-97
Newell, Dernard 1985-86-87
Newman, Bernard 1975-76-77
Newsome, Eric 1984-85-86-88
Niekamp, Joe 1979-80-81
Niekamp, Ron 1971-72
Niemi, John 1930-31-32
North, Harold 1930
Norwine, Robert 1945
Nuxhall, Don 1954

O

O'Brien, Harrison 1946
Oddo, Brian 2014-15-16
Olson, Greg 1975-76
Oswald, Joshua 2014-15
Ott, Warren 1932-33-34

P

Palaia, Ralph 1940-41-42
Parseghian, Ara 1947-48
Patterson, Jim 1964-65-66
Patterson, Emery 1908
Patterson, Sam 1938-39-40
Patton, Bill 1942
Paul, Jim 1988-89-90-91
Peavy, Nathan 2004-05-06-07
Peirson, Jerry 1964-65-66
Penno, Doug 2004-05-06-07
Peters, Harold 1948
Peticca, Frank J. 1949-50-51
Pilot, Winston 1925-26
Pine, Herbert 1911
Plum, Andy 1997
Poague, Steel 1908
Pollitz, Eric 2006-07-08-09
Pollitz, Tim 2005-06-07-08
Porter, Reed 1945-46
Powell, John 1956-57-58
Powell, Morgan 1962
Pruden, Earl J. 1911-12-13
Pryor, Glen 1968-69
Pults, Watson 1911

R

Reed, Bryan 2000-01-02-03
Reeves, Chip 1987-88-89-90
Requarth, Harvey 1941
Richardson, Chalmer 1927-28
Richburg, Carl 2007-08-09
Ringo, Darrian 2018-19
Ritchie, Michael 2018-19-20-21
Roberts, Allen 2010-11-13
Roberts, Pete 1936-37-38
Roberts, Tom 1970-71-72
Robinson, Edwin 1918-19
Rogers, Jack 1954
Rolfes, John 1933
Rollins, Quinten 2011-12-13-14
Ronan, Andy 1986
Rosecrans, Gary 1943
Rosencrans, Gordon 1911-12-13
Ross, Howard 1915-16
Ross, Lawrence 2006
Rowan, Herb 1958, 60
Rung, George 1938-39-40
Russell, Robert 1944

S

St. Clair, Monty 2004-05-06-07
Sanders, Howard 1947-48
Sanders, John 1944
Samis, Harry 1945
Saunders, Gerry 1961-62
Saylor, Roscoe 1911-12-13
Schenke, Tim 2002-03-04-05
Schilling, Eddie 1985-86-87-88
Schmidt, Jeff 1966-67
Schnackenberg, Paul 1946-47-48-49
Schneider, Herbert 1950
Schousen, Walter 1949-50
Scott, David 1989-90-91-92
Scott, Jeff 1988-89
Seals, Eugene 2001-02-03-04
Sears, Gerald 1969-70-71
Sewell, Josh 2011-12-13
Sexton, Hardigg 1916-17-18
Sexton, William 1917-18
Shafer, Carleton 1924
Shank, William 1943
Shepherd, John 1944
Shoemaker, John 1975-76-77-78
Shook, Howard 1934-35
Shorts, Alex 2001-02
Sibande, Nike 2018-19-20
Slagle, Chuck 1936
Slater, Tom 1967-68-69
Slusher, Mike 1971-72
Smith, George 1909-10-11
Snodgrass, Clyde 1944-45-46
Snow, Phil 1966-67-68
Snow, Skip 1963-64-65
Snyder, Ron 1969
Soderberg, Kramer 2009-10
Solomun, Bruno 2017
Somdahl, Olaf 1920-21
Stahl, Chuck 1981-82-83-84
Staker, Todd 1985-86-87-88
Steinhauer, John 1929-30-31
Stephenson, Richard 1950
Stevens, Wil 2022
Stewart, Colin 1963-64
Stewart, Jason 1999-00
Stewart, Tim 1987-88-89-90
Stitzel, Clarence 1937-38-39
Stoltz, Carl 1906
Strauch, Bill 1969-71
Strome, Steve 1963-64
Stuckley, John 1948-49
Stump, Tom 1942-43
Sudduth, Stepfon 1982-84
Sullivan, Brian 2012
Sullivan, Will 2012-13-14-15
Swann, John 1963-64-65
Sweichart, Elbert 1906-07
Sweigert, George 1979-80-81-82
Szczerbiak, Wally 1996-97-98-99

T

Tadlock, Jared 2012-13
Tatum, Bryson 2021
Taylor, Anthony 1997-98-99-00
Taylor, Paul 1925-26-28
Taylor, Tom 1935-36
Terrill, Mark 1923
Thinnes, Bud 1942
Thomas, Adam 2009-10-11-12
Thomas, James 1957-58-59
Tiberghein, Charles 1947-48-49-50
Tomkutonis, Frank 1937
Troyer, Chad 2005-06
Tubbs, Craig 1980-81-82-83
Turnbaugh, Jack 1938-39-40

Letterwinners

U

Uram, Jim 1940-41-42

V

VanBuskirk, Eric 2004
VanderSluis, Nate 2003-04-05-06
Vanlandingham, Jesse 1945
Vanleer, Cedric 1989-90-91-92
Van Orsdel, Jim 1939-40-41
Vernotzy, Frank 1933-34
Visci, Len 1943
Vonovich, Andy 1941
Vucica, Jere 2016

W

Wade, Dion 2016-17
Walls, Richard 1951-52-53
Walton, Derek 1989-90
Washington, Eric 2015-16
Watkins, Al 1980-81
Weathers, Marcus 2017
Weathers, Michael 2017
Webster, Forest 1911
Weiland, Robert 1934-35-36
Welch, Art 1953-54
Wenzlau, Charles 1953
Wespiser, Jim 1956
West, Dave 1960
White, Cull A. 1909
White, J.P. Jr. 1936
White, Myja 2020-21-22
Wilhite, Tony 1979
Williams, Doug 2000-01-02-03
Williams, Forrest 1935
Williams, LaMarr 1992
Williams, Mike 1991-92
Williams, Kamari 2022
Williams, Orlando 2010-11
Williams, Walt 1965, 69-70
Willoughby, John 1981-82-83-84
Winbush, Nick 2008-09-10-11
Wingard, Ed 1957-58-59
Wire, Robert 1920-21
Wohlwender, Edgar 1925
Wolfe, Robert 1921
Woodburn, James 1933
Wren, Mike 1969-70-71
Wright, Jake 2017-18
Wright, Kalif 2015-16
Wright, Ralph 1961-62
Wright, Robert 1921

Y

Yates, Jim 1952-53
Young, Roy 1942

Z

Zeller, Dave 1959-60-61

Current RedHawks in bold

HISTORY

Year-By-Year Results

1905-06
(3-3)
Manager: Carroll Hoel

	at Georgetown (KY)	L	13-19
	at Centre	W	30-19
	at Kentucky	W	15-10
	Hamilton Coliseum	L	27-33
	Kentucky	W	29-19
	Cincinnati	L	14-16

1906-07
(2-4)
Manager: John Snyder

	Rose Poly. Inst	L	19-29
	at Earlham	L	25-34
	Cincinnati	W	29-13
	at Jacobs Business College	W	20-19
	at Ohio Wesleyan	L	17-75
	at Denison	L	12-34

1907-08
(1-7)
Manager: C.H. Martin

	at Cincinnati	L	15-43
	at Earlham	L	25-36
	Cincinnati	L	19-29
	Ohio	W	27-8
	DePauw	L	13-25
	at DePauw	L	14-38
	at Butler	L	12-47
	Denison	L	20-29

1908-09
(4-6)
Manager: F.W. Stone

J 16	Wilmington	W	28-14
J 23	at Dayton	L	15-17
J 30	Earlham	W	25-17
F 6	at Capital	L	8-20
F 7	at Denison	L	18-28
F 13	Denison	L	16-21
F 18	at Franklin	W	23-19
F 19	at Wabash	L	11-37
F 20	at Notre Dame	L	10-27
F 25	Cincinnati +	W	2-0

+ forfeit victory

1909-10
(6-4)
Coach: F.W. Stone

J 16	Wittenberg	L	19-26
J 20	at Franklin	W	33-19
J 21	at Earlham	L	19-25
F 5	Franklin	W	39-9
F 11	at Cincinnati	W	18-16
F 17	at Denison	L	11-22
F 18	at Capital	W	25-18
F 19	at Otterbein	L	14-22
F 26	Cincinnati	W	23-12
M 5	Denison	W	20-15

1910-11
(4-3)
Coach: F.W. Stone

	Franklin	W	25-21
	at Earlham	L	11-31
	at Franklin	L	15-16
	Earlham	W	21-11
	Cincinnati	W	28-15
	Denison	W	25-20
	at Cincinnati	L	15-16

1911-12
(3-7)
Coach: F.W. Stone

J 13	Hanover	L	16-21
J 18	at Georgetown (KY)	L	11-21
J 19	at Kentucky	L	14-31
F 6	Denison	W	26-11
F 17	Kenyon	W	29-14
F 24	Cincinnati	W	40-14
F 29	at Kenyon	L	8-21
M 1	at Denison	L	26-52
M 1	at Wittenberg +	L	0-2
M 8	at Cincinnati	L	16-24

+ forfeit loss

1912-13
(4-8)
Coach: M. Hoskins

J 18	Ohio Wesleyan	L	13-34
J 25	Wittenberg	W	40-25
F 1	Cincinnati	W	42-26
F 6	at Wooster	L	19-55
F 7	at Denison	L	14-71
F 8	at Ohio Wesleyan	L	14-65
F 15	Denison	L	19-53
F 22	Kenyon	W	38-10
F 27	at Kentucky	L	15-24
F 28	at Georgetown (KY)	W	34-16
M 1	at Centre	L	30-38
M 14	at Cincinnati	L	20-44

1913-14
(6-7)
Coach: A.D. Browne

J 17	Otterbein	W	30-20
J 24	Ohio	W	52-10
J 29	at Denison	L	18-73
J 30	at Kenyon	W	33-30
J 31	at Otterbein	L	28-40
F 7	Cincinnati	W	27-22
F 13	Ohio Wesleyan	L	27-47
F 19	at Ohio Wesleyan	L	24-52
F 20	at Ohio	W	32-16
F 21	at Wittenberg	L	25-48
F 28	Western Reserve	W	37-20
M 7	Denison	L	12-54
M 14	at Cincinnati	L	30-31

1914-15
(4-9)
Coach: Howard Flack

J 16	Wittenberg	W	30-26
J 21	at Wooster	W	30-26
J 22	at Mt. Union	L	21-32
J 23	at Oberlin	L	18-39
J 30	Cincinnati	W	28-13
F 6	Denison	L	19-44
F 11	at Ohio	L	15-42
F 12	at Denison	L	6-56
F 13	at Kenyon	L	30-32
F 20	Akron	W	45-14
F 27	Kenyon	L	21-26
M 6	Ohio	L	27-28
M 12	at Cincinnati	L	21-34

1915-16
(4-9)
Coach: C.J. Roberts

J 8	at Covington YMCA	W	21-16
J 15	Ohio Wesleyan	L	21-24
J 22	Wittenberg	L	23-35
J 29	Cincinnati	W	35-21
F 4	at Ohio Wesleyan	L	23-31
F 5	at Oberlin	L	16-30
F 12	Kenyon	W	25-20
F 17	at Kenyon	L	26-31
F 18	at Denison	L	24-33
F 19	at Wittenberg	L	37-44
F 26	Western Reserve	L	18-23
M 4	Denison	L	18-46
M 10	at Cincinnati	W	37-16

1916-17
(12-3)
Coach: George Little

D 23	vs. Ohio State #	W	24-23
J 6	at Dayton	W	33-26
J 13	Ohio Northern	W	33-16
J 18	at Wittenberg	W	39-34
J 19	at Western Reserve	W	29-26
J 20	at Ohio Wesleyan	W	23-19
J 27	Kenyon	W	36-26
F 3	Cincinnati	W	37-24
F 10	Mt. Union	W	32-26
F 16	at Kenyon	L	32-35
F 17	at Denison	L	24-29
F 24	Wittenberg	W	32-26
M 3	Denison	W	22-17
M 7	at Cincinnati	W	26-8
M 8	vs. Wabash ^	L	17-41

Hamilton, Ohio
^ Indianapolis, Ind.

1917-18
(10-0)
Coach: George Rider

J 26	Cincinnati	W	43-25
F 1	at Ohio Northern	W	38-17
F 2	at Wittenberg	W	40-28
F 9	Ohio Wesleyan	W	26-16
F 16	Kenyon	W	43-14
F 21	at Cincinnati	W	27-18
F 23	Wittenberg	W	54-9
M 2	Denison	W	32-18
M 8	at Denison	W	31-22
M 9	at Kenyon	W	33-28

1918-19
(7-5)
Coach: George Rider

J 11	Capital	W	29-17
J 18	Kenyon	W	30-12
J 25	Cincinnati	W	17-14
J 31	at Denison	L	22-29
F 1	at Kenyon	W	24-10
F 8	Mt. Union	L	21-24
F 15	Wittenberg	W	25-23
F 21	at Wittenberg	L	22-25
F 22	at Ohio Wesleyan	L	20-30
F 28	Denison	L	7-14
M 7	at Cincinnati	W	23-17
M 8	at Kentucky	W	38-14

1919-20
(9-5)
Coach: George Little

D 18	at Hamilton YMCA	W	24-9
D 20	at Covington YMCA	W	32-24
J 10	Kenyon	W	39-20
J 16	at Ohio Northern	W	28-27
J 17	at Wittenberg	L	19- 27
J 24	Ohio Northern	W	21-12
J 31	Cincinnati	L	16-20
F 6	Ohio Wesleyan	W	21-20
F 13	at Denison	L	20-33
F 14	at Kenyon	W	30-21
F 20	Mt. Union	W	29-18
F 28	Wittenberg	W	23-19
M 4	at Cincinnati	L	17-26
M 12	Denison	L	13-29

1920-21
(9-6)
Coach: George Little

D 22	at Cincinnati Gym	L	28-33
D 23	at Hamilton YMCA	W	33-15
J 8	Ohio	L	23-25
J 15	Kenyon	W	37-14
J 22	Xavier	W	50-16
J 29	Toledo	W	50-27
F 4	at Wittenberg	L	8-36
F 5	Heidelberg	W	27-15
F 12	Cincinnati	W	26-17
F 19	Akron	L	25-30
F 22	at Ohio Wesleyan	W	22-17
F 25	at Ohio	L	17-37
F 26	at Kenyon	W	33-24
M 2	Wittenberg	W	20-19
M 5	at Cincinnati	L	26-38

1921-22
(13-7)
Coach: George Little

	at Cincinnati Gym	W	29-24
	at Portsmouth Selects	W	42-18
	at Richmond AL	W	39-24
	at Cincinnati YMCA	W	56-16
	Cincinnati Gym	W	39-30
	Cincinnati Gymettes	W	22-16
	Hamilton AL	W	19-14
	Kenyon	W	47-33
	Earlham	L	22-24
	Xavier	W	37-20
	at Wittenberg	W	33-28
	at Ohio Wesleyan	L	24-28
	Cincinnati	W	29-24
	at Denison	L	28-36
	at Kenyon	W	70-38
	Otterbein	W	44-23
	Wittenberg	L	34-36
	Denison	L	45-52
	Oberlin	L	28-34
	at Cincinnati	L	18-28

1922-23
(9-6)
Coach: Harry Ewing

	at Cincinnati Gym	W	43-23
	at Portsmouth Selects	W	31-18
	at Cincinnati YMCA	L	14-33
	Cincinnati Gym	W	27-24
	Akron	L	15-21
	Kenyon	L	38-49
	at Kenyon	W	39-23
	at Wittenberg	L	30-33
	at Oberlin	W	30-24
	Hiram	W	40-27
	Cincinnati	W	19-16
	at Denison	L	23-41
	Denison	L	21-23
	at Cincinnati	L	22-27
	Wittenberg	W	31-28

1923-24
(2-9)
Coach: Harry Ewing

	Kenyon	W	26-20
	at Xavier	L	11-23
	at Denison	L	14-27
	at Wittenberg	L	18-30
	at Oberlin	L	25-27
	at Kenyon	L	22-23
	Wittenberg	W	26-22
	Akron	L	20-30
	Denison	L	22-25
	Cincinnati	L	21-28
	at Cincinnati	L	25-27

1924-25
(3-10)
Coach: Roy Tillotson

	Kenyon	L	17-22
	Ohio Northern	L	21-29
	at Ohio	L	20-34
	at Antioch	L	23-30
	at Denison	L	18-55
	at Oberlin	L	20-27
	at Akron	L	27-33
	at Kenyon	L	22-46
	Denison	L	22-31
	at Wittenberg	L	18-38
	Wittenberg	W	31-22
	Cincinnati	W	30-29
	at Cincinnati	W	23-18

1925-26
(7-9)
Coach: Roy Tillotson

D 10	at Earlham	L	21-35
D 12	at Indiana	L	26-47
D 19	at Cincinnati Gym	L	21-29
J 2	Cincinnati Gym	W	43-26
J 9	Ohio Wesleyan	W	34-31
J 15	at Ohio	L	39-50
J 16	at Denison	L	25-41
J 23	Antioch	W	55-16
J 29	at Wittenberg	W	42-32
F 3	at Ohio Wesleyan	L	23-34
F 6	Denison	W	32-29
F 13	Wittenberg	W	41-25
F 16	at Oberlin	L	24-30
F 20	Cincinnati	L	19-46
F 27	Ohio	W	37-35
M 6	at Cincinnati	L	34-49

1926-27
(9-6)
Coach: Roy Tillotson

D 16	at Earlham	W	26-17
	at Hamilton YMCA	W	31-29
	at Middletown YMCA	W	32-20
J 8	Antioch	W	56-22
J 14	at Wittenberg	L	38-40
J 22	Ohio	W	43-37
J 29	at Denison	W	28-22
F 5	Ohio Wesleyan	W	49-44
F 10	Oberlin	W	53-27
F 12	Cincinnati	L	31-41
F 16	at Ohio	L	36-45
F 19	Denison	W	40-30
F 24	at Ohio Wesleyan	L	32-46
F 26	Wittenberg	L	40-42
M 5	at Cincinnati	L	22-23

Year-By-Year Results

1927-28
(13-3)
Coach: Roy Tillotson

D 12	Richmond Palads	W	28-22
D 15	at Earlham	W	32-25
D 18	Hamilton YMCA	W	40-20
D 19	at Kentucky	W	36-31
D 20	at Georgetown (KY)	W	46-32
J 7	Wittenberg	W	45-27
J 14	Cincinnati (OT)	L	35-36
J 18	at Denison	W	35-28
J 21	Ohio Wesleyan	W	45-40
J 28	at Ohio	L	28-36
F 4	Muskingum	W	40-35
F 11	at Wittenberg	W	51-37
F 15	at Ohio Wesleyan	L	32-42
F 18	Ohio	W	51-32
F 25	Denison	W	48-25
M 1	at Cincinnati	W	39-38

1928-29
(7-11)
Coach: Roy Tillotson

D 13	at Earlham	W	43-34
D 17	at Hamilton YMCA	W	25-23
D 20	at Kentucky Wesleyan	W	35-19
D 21	at Kentucky (OT)	L	42-43
D 22	at Georgetown (KY)	W	40-33
J 2	at Cincinnati YMCA	L	24-35
J 5	Georgetown (KY)	W	38-36
J 12	Cincinnati	L	38-47
J 16	at Denison	L	31-48
J 19	Ohio Wesleyan	L	31-32
J 26	Ohio	W	40-29
F 2	at Muskingum	L	31-44
F 6	at Ohio Wesleyan	W	33-22
F 9	Wittenberg	L	29-32
F 16	Denison	L	36-46
F 20	at Ohio	L	32-38
F 25	at Wittenberg	L	34-46
F 28	at Cincinnati	L	32-40

1929-30
(5-10)
Coach: Roy Tillotson

D 12	at Earlham	W	23-21
D 19	at Eastern Kentucky	W	22-13
D 20	at Kentucky	L	20-35
J 3	at Sandusky Reds	W	52-47
J 4	at Goodyear	L	30-44
J 11	Wittenberg	W	30-21
J 14	at Ohio	L	19-37
J 18	Cincinnati	L	27-30
J 25	Denison	W	41-20
F 1	at Wittenberg	L	24-30
F 4	at Ohio Wesleyan (2OT)	L	19-30
F 8	Ohio	L	27-30
F 15	Ohio Wesleyan	L	33-40
F 24	at Denison	L	33-39
M 1	at Cincinnati	L	33-35

1930-31
(5-10)
Coach: John Mauer

D 6	Hamilton YMCA	W	18-11
D 10	at Earlham	L	16-18
D 19	at Illinois	L	17-40
J 10	Ohio Wesleyan	L	11-30
J 14	at Denison	L	23-26
J 17	DePauw	W	25-24
J 20	at Ohio	L	19-21
J 24	Cincinnati	L	18-24
J 31	at Purdue	L	25-42
F 3	at Ohio Wesleyan (2OT)	W	29-28
F 7	Denison	W	25-20
F 14	Ohio	L	18-23
F 17	at DePauw	L	23-29
F 21	at Cincinnati	W	43-19
F 25	at Western Reserve	L	23-30

1931-32
(6-10)
Coach: John Mauer

D 8	at Indiana	L	18-24
D 12	Earlham	L	19-27
D 18	Illinois	L	19-37
J 2	Vanderbilt	L	22-28
J 9	Denison	L	18-40
J 13	at Ohio	W	25-23
J 16	DePauw	W	23-18
J 19	Wittenberg	W	29-19
J 23	Cincinnati	L	26-32
J 30	at Wabash	W	31-25
F 6	at DePauw	L	15-26
F 13	Ohio	W	32-28
F 17	at Denison	L	28-40
F 20	Wabash	L	23-24
F 26	at Wittenberg	L	33-34
F 29	at Cincinnati	W	30-26

1932-33
(3-13)
Coach: John Mauer

D 10	Wilmington	W	31-23
D 14	at Purdue	L	24-48
D 16	Hanover	W	39-27
J 3	Indiana	W	33-29
J 7	Ohio Wesleyan	L	38-53
J 13	at Ohio	L	27-47
J 14	at Marshall	L	22-34
J 18	Wittenberg	L	32-35
J 31	at DePauw	L	17-40
F 4	Cincinnati	L	26-40
F 7	at Ohio Wesleyan	L	31-44
F 11	Ohio	L	18-38
F 15	at Wittenberg	L	26-53
F 18	Marshall	L	30-40
F 20	DePauw	L	25-41
F 25	at Cincinnati	L	29-35

1933-34
(4-11)
Coach: John Mauer

D 8	Hanover	L	44-49
D 13	Bluffton	W	50-25
D 16	Georgetown (KY)	W	42-29
D 22	at Western Reserve	L	31-43
D 23	at Goodyear	L	23-46
J 6	Wittenberg	W	33-19
J 12	at Ohio	L	29-33
J 13	at Marshall	L	16-30
J 17	Ohio Wesleyan	L	21-41
J 30	at Wittenberg	L	29-47
F 3	Cincinnati	L	30-35
F 10	Ohio	W	30-26
F 16	Marshall	L	28-31
F 20	at Ohio Wesleyan	L	36-38
F 26	at Cincinnati	L	33-43

1934-35
(3-12)
Coach: John Mauer

D 12	Georgetown (KY)	W	35-20
D 17	Hanover	L	34-37
D 20	at Goodyear	L	29-35
D 21	at Mt. Union	L	27-50
J 1	Indiana	L	15-32
J 5	Ohio Wesleyan	L	14-35
J 12	Ohio	L	31-34
J 19	at Cincinnati	L	30-40
F 2	Wilmington	W	30-20
F 6	at Ohio Wesleyan	L	22-27
F 9	Cincinnati	L	23-33
F 16	Marshall	W	31-23
F 20	at Ohio	L	30-32
F 22	at Marshall	L	23-31
F 27	at Hanover	L	22-44

1935-36
(9-8)
Coach: John Mauer

D 6	Wilmington	W	35-19
D 12	Georgetown (KY)	W	49-21
D 14	at Vanderbilt	W	34-22
D 16	at Indiana	L	15-41
D 17	at Ball State	L	22-29
J 1	Covington YMCA	W	47-17
J 4	at Dayton	W	34-29
J 11	Ohio	L	28-33
J 18	Ohio Wesleyan	L	26-33
F 1	Dayton	W	26-15
F 5	at Cincinnati	L	34-36
F 11	at Ohio Wesleyan	L	29-42
F 15	Marshall	W	44-37
F 22	at Marshall	W	46-32
F 24	at Ohio	L	23-39
F 29	Cincinnati	W	28-23
M 7	vs. Indiana State #	L	27-45

Indianapolis, Ind.

1936-37
(5-11)
Coach: John Mauer

D 7	Kentucky Wesleyan	W	31-29
D 12	at Indiana	L	13-43
D 15	Transylvania	W	30-21
D 18	Otterbein	W	39-22
J 5	Earlham	L	26-31
J 9	Ohio	L	23-38
J 12	at Cincinnati	L	25-37
J 16	at Dayton	W	30-29
J 19	Ohio Wesleyan	L	27-35
J 30	Wilmington	W	46-24
F 2	at Ohio Wesleyan	L	25-31
F 6	at Marshall	L	31-32
F 12	Marshall	L	35-45
F 17	at Ohio	L	21-46
F 22	Dayton	L	20-27
F 27	Cincinnati	L	32-40

1937-38
(11-5)
Coach: John Mauer

D 7	Transylvania	W	34-23
D 10	Georgetown (KY)	W	43-34
D 15	Otterbein	W	35-25
D 17	Kentucky Wesleyan	W	40-30
J 1	Armco	W	40-26
J 4	Cincinnati	L	34-36
J 8	at Dayton	W	35-34
J 15	Ohio Wesleyan	W	38-25
J 19	at Marshall	L	27-58
F 1	Wilmington	W	32-29
F 5	Dayton	W	33-19
F 12	Ohio	W	36-33
F 14	at Ohio Wesleyan	W	37-24
F 19	Marshall	L	16-22
F 22	at Ohio	L	31-44
F 26	at Cincinnati	L	29-38

1938-39
(5-13)
Coach: Wilbur (Weeb) Ewbank

D 5	Transylvania	W	32-13
D 10	at Indiana	L	23-49
D 14	Kentucky Wesleyan	W	39-17
D 20	vs. Oregon #	L	38-74
D 22	vs. Baldwin-Wallace #	W	27-26
D 23	at Case	L	36-38
J 2	Xavier	L	22-27
J 5	Cincinnati	L	31-43
J 10	at Ohio Wesleyan	L	31-49
J 14	Dayton	W	26-21
J 18	at Ohio	L	28-44
J 30	at Xavier	L	22-39
F 4	Ohio	L	28-40
F 11	at Dayton	W	39-30
F 17	Marshall	L	30-48
F 22	at Cincinnati	L	31-46
F 25	Ohio Wesleyan	L	19-23
M 1	at Marshall	L	29-46

Cleveland Classic, Cleveland, Ohio

1939-40
(12-6)
Coach: W. (Rip) Van Winkle

D 6	Transylvania	W	31-26
D 9	Kentucky Wesleyan	W	35-14
D 12	Earlham	L	36-38
D 15	Mt. Union	W	28-22
J 3	Dayton	W	40-35
J 6	Ohio Wesleyan	W	39-25
J 10	at Cincinnati	W	49-42
J 13	Western Michigan	W	32-29
J 26	Cedarville	W	57-27
J 30	at Earlham	W	43-35
F 2	Case	W	31-30
F 6	at Dayton	W	42-37
F 10	Ohio	L	31-51
F 17	at Ohio Wesleyan	L	30-31
F 20	at Ohio	L	32-41
F 23	at DeSales	L	45-46
F 24	at Western Michigan	L	47-51
F 28	Cincinnati	W	42-31

1940-41
(10-7)
Coach: W. (Rip) Van Winkle

D 7	Transylvania	W	47-30
D 11	Centre	W	58-19
D 14	at Wooster	L	28-45
D 17	Hanover	W	40-36
D 20	William & Mary	W	43-40
J 4	at Hanover	W	34-33
J 8	Wilmington	W	32-31
J 11	Ohio	L	30-54
J 15	at Ohio Wesleyan	L	35-37
J 17	Western Michigan	W	40-37
J 31	Ashland	W	46-37
F 3	at Dayton	L	26-39
F 8	at Cincinnati	W	45-36
F 15	Ohio Wesleyan	L	29-35
F 18	at Ohio	L	20-61
F 22	Dayton	L	37-45
F 27	Cincinnati	W	41-35

1941-42
(6-9)
Coach: W. (Rip) Van Winkle

D 4	Transylvania	W	46-41
D 6	at Kentucky	L	21-35
D 12	Wooster	L	25-47
D 17	Hanover	W	51-34
J 5	at Hanover	L	38-46
J 10	Cincinnati	L	26-36
J 14	at Ohio Wesleyan	L	42-46
J 17	at Ohio	L	32-40
J 21	Dayton	W	33-32
J 31	Wabash	W	46-41
F 6	Ohio	L	38-44
F 10	at Dayton	L	42-60
F 14	Ohio Wesleyan	W	43-35
F 19	Wilmington	W	62-38
F 25	at Cincinnati	L	59-63

1942-43
(10-6)
Coach: W.J. (Blue) Foster

D 5	Transylvania	W	69-31
D 12	Wabash	W	50-47
D 15	Wilmington	W	42-30
D 17	at Ball State	L	37-44
J 8	Akron	L	45-48
J 12	at Cincinnati	L	44-54
J 15	at Ohio Wesleyan	W	67-63
J 16	at Ohio	L	53-66
J 20	at Dayton	W	57-33
J 30	Dayton	W	42-30
F 5	Oberlin	W	54-48
F 8	at Wright Field	W	39-33
F 13	Western Reserve	W	55-38
F 20	Ohio	L	40-41
F 24	Ohio Wesleyan	W	71-47
F 27	Cincinnati	L	41-50

1943-44
(10-2)
Coach: W.J. (Blue) Foster

D 4	Wilmington	W	62-22
D 10	Franklin	W	67-35
D 18	Earlham	W	74-33
J 1	at Wright Field	W	57-30
J 7	Ohio	W	46-30
J 15	Toledo	W	64-37
J 18	at Earlham	W	79-45
J 22	at Indiana	W	52-50
J 28	Cincinnati	W	66-52
F 6	Wright Field	W	65-44
F 12	at Canisius	L	40-44
F 18	Bowling Green	L	49-59

1944-45
(8-7)
Coach: W.J. (Blue) Foster

N 21	Wilmington	W	87-41
N 25	Lunken Airs	W	61-31
D 2	Morehead State	L	35-44
D 9	at Notre Dame	L	36-68
D 16	Ft. Thomas	W	60-22
D 22	vs. Eastern Illinois #	L	30-42
J 6	at Brooklyn+	W	2-0
J 13	Denison	W	34-32
J 20	Ohio	W	42-40
J 26	DePauw	W	44-43
F 3	at Ohio	L	40-60
F 7	Cincinnati	W	55-36
F 12	at DePauw	L	43-66
F 15	at Cincinnati	L	40-45
F 21	at Denison	L	32-73

Terre Haute, Ind.
+ forfeit loss

HISTORY

Year-By-Year Results

1945-46
(10-9)
Coach: W.J. (Blue) Foster

N 23	vs. Western Kentucky #	L	25-32
D 1	at Concordia	L	44-50
D 7	at Xavier	W	41-35
D 15	Butler	L	40-47
D 18	Western Kentucky	L	27-37
D 20	at Ball State	W	52-36
D 22	at Goodyear	W	61-46
D 29	at Butler	L	35-37
D 31	at Camp Atterbury	L	59-80
J 5	Dayton	W	63-32
J 8	at Ohio Wesleyan	W	62-56
J 12	at Ohio	L	40-60
J 19	Xavier	W	67-46
J 23	Ohio Wesleyan	W	74-45
F 4	Ball State	W	59-53
F 9	Cincinnati	W	40-35
F 15	Ohio	L	38-39
F 20	at Dayton	W	49-42
F 23	at Cincinnati	L	36-57

Jeffersonville, Ind.

1946-47
(15-7)
Coach: W.J. (Blue) Foster

D 7	at Indiana	L	36-69
D 14	Xavier	W	60-54
D 16	at Kentucky	L	49-62
D 18	Dayton	W	66-38
D 21	vs. Duquesne #	L	45-52
D 28	vs. Arizona #	W	60-57
D 31	vs. Creighton #	W	57-38
J 11	at Ohio Wesleyan	W	64-58
J 15	at Cincinnati	L	46-53
J 17	vs. Miami (FL) #	W	60-44
J 18	Ohio	W	52-45
J 22	Ball State	W	70-53
J 31	Wright Field	W	89-32
F 4	at Xavier	L	48-58
F 8	Ohio Wesleyan	W	66-43
F 12	vs. Indiana State #	L	52-59
F 15	at Ohio	W	60-47
F 18	vs. Loyola (IL) #	L	57-72
F 19	vs. Marshall ^	W	62-56
F 22	Cincinnati	W	63-52
F 24	at Dayton	W	54-52
F 27	Evansville	W	91-70

Cincinnati, Ohio
^ Louisville, Ky.

1947-48
(13-15; 3-5 MAC/4th)
Coach: W.J. (Blue) Foster

D 4	Defiance	W	72-40
D 12	Wisconsin-Milwaukee	W	63-56
D 16	at Dayton	L	53-64
D 18	Franklin	W	54-47
D 20	vs. Tennessee #	W	54-51
D 26	vs. Beloit ^	L	49-75
D 27	vs. Emporia State ^	L	52-62
D 29	vs. Oklahoma City %	W	55-46
D 30	vs. Wichita %	L	51-62
D 31	vs. Southwest Missouri St. %	W	
50-46			
J 3	vs. Westminster #	W	56-47
J 5	Kentucky	L	53-67
J 7	Ohio	L	41-63
J 10	at Ohio Wesleyan	W	63-53
J 14	Xavier	L	51-62
J 17	Cincinnati	W	53-52
J 19	at Evansville	L	53-66
J 31	Western Michigan	W	64-47
F 4	at Ball State	L	51-53
F 6	Western Reserve	W	53-44
F 7	Indiana	L	48-57
F 10	at Ohio	L	37-56
F 14	Ohio Wesleyan	W	61-57
F 18	at Xavier	L	44-61
F 21	at Western Michigan	L	48-71
F 24	at Cincinnati	L	65-70
F 28	Dayton	W	89-45
M 6	at Western Reserve	L	58-61

Cincinnati, Ohio
^ Kansas City, Kan.
% Emporia State Tourney, Emporia, Kan.

1948-49
(8-13; 3-7 MAC/5th)
Coach: W.J. (Blue) Foster

D 3	Franklin	W	53-41
D 7	Defiance	W	75-32
D 11	Findlay	W	65-40
D 14	Dayton	W	41-37
D 17	at Western Reserve	W	83-53
D 18	at Kent State	L	55-70
D 28	at CCNY	L	55-72
D 30	at Canisius	L	56-68
J 8	Western Michigan	W	51-43
J 11	Butler	L	38-59
J 13	at Xavier	L	48-61
J 15	Ohio	W	53-46
J 18	Cincinnati	L	36-46
J 29	at Butler	L	48-53
F 2	Ball State	W	66-58
F 5	at Western Michigan	L	55-71
F 12	at Ohio	L	43-54
F 18	Western Reserve	L	50-52
F 21	Xavier	L	43-64
F 23	at Dayton	L	55-73
F 26	at Cincinnati	L	36-94

1949-50
(5-15; 3-7 MAC/4th-tie)
Coach: John Brickels

D 1	Findlay	W	47-39
D 3	Kent State	L	40-49
D 6	at Michigan	L	48-79
D 9	Franklin	L	38-48
D 13	Dayton	L	50-66
D 28	at Goodyear Wingfoots	L	50-65
D 30	at Western Reserve	L	60-63
J 7	at Western Michigan	L	66-94
J 10	Butler	W	50-48
J 13	Western Reserve	L	46-54
J 28	at Ohio	L	70-79
J 31	at Xavier	W	60-59
F 2	at Ball State	L	44-69
F 6	at Cincinnati	L	48-71
F 10	Western Michigan	W	61-54
F 14	Xavier	L	37-51
F 17	Ohio	W	54-45
F 18	at Butler	L	46-48
F 21	at Dayton	L	42-56
F 28	Cincinnati	L	46-82

1950-51
(10-13; 4-4 MAC/2nd-tie)
Coach: John Brickels

D 2	at Michigan	W	44-36
D 8	Findlay	W	58-42
D 12	Dayton	L	47-60
D 15	at Bowling Green	L	50-73
D 16	at Western Reserve	L	57-63
D 19	Toledo	W	53-51
D 22	at Kent State #	W	60-55
D 23	vs. Bowling Green #	L	57-64
D 28	vs. Eastern Kentucky ^	L	60-70
D 29	at Marshall ^	W	57-49
J 6	Western Michigan	W	48-42
J 9	Muskingum	W	73-67
J 12	Ohio	W	52-44
J 19	Xavier	L	49-64
F 1	at Xavier	L	52-72
F 3	at West Virginia	L	59-94
F 6	Cincinnati	L	52-66
F 10	at Ohio	L	50-56
F 16	at Western Michigan	W	87-77
F 17	at Toledo	L	63-65
F 21	at Dayton	L	53-62
F 24	Western Reserve	W	65-58
M 1	at Cincinnati	L	51-79

Kent State State Tournament
^ Marshall Invitational, Huntington, W. Va.

1951-52
(19-6; 9-3 MAC/1st)
MAC CO-CHAMPION
Coach: Bill Rohr

N 27	Findlay	W	80-68
N 30	Kent State	W	81-58
D 6	vs. Ohio #	W	79-58
D 7	at Toledo #	L	47-59
D 8	vs. Western Michigan #	W	76-65
D 12	Dayton	W	61-60
D 15	at Western Reserve	W	82-53
D 18	Toledo	W	61-42
D 21	vs. Washington & Lee ^	W	82-57
D 22	at Marshall ^	W	86-59
J 4	at Western Michigan	L	52-58
J 11	at Muskingum	W	49-42
J 12	at Ohio	L	72-74
J 15	Xavier	W	82-79
J 19	Bowling Green	W	70-56
F 2	Ohio	W	87-65
F 5	at Cincinnati	W	70-56
F 8	at Xavier	L	67-74
F 15	Western Michigan	W	95-66
F 16	Western Reserve	W	88-61
F 20	at Dayton	L	56-65
F 22	at Kent State	W	90-51
F 23	at Toledo	L	59-67
M 1	Marshall	W	69-45
M 4	Cincinnati	W	82-79

at MAC Tournament, Toledo, Ohio
^ at Marshall Invitational, Huntington, W. Va.

1952-53
(17-6; 10-2 MAC/1st)
MAC CHAMPION
NCAA TOURNAMENT
Coach: Bill Rohr

D 2	Findlay	W	97-51
D 5	at Kent State	W	76-73
D 6	at Western Reserve	W	105-87
D 10	at Dayton	W	61-53
D 13	at Pittsburgh	W	65-64
D 16	at Toledo	L	64-65
D 27	at St. John's #	W	68-65
D 29	vs. Utah State #	L	78-79
D 30	vs. DePaul #	L	78-81
J 10	at Ohio	W	89-66
J 14	at Xavier	W	90-70
J 17	Western Michigan	W	93-64
J 19	at Bowling Green	W	90-71
J 31	Ohio	W	82-56
F 3	at Cincinnati	W	96-75
F 7	Toledo	W	90-61
F 14	Western Reserve	W	108-76
F 18	Dayton	W	74-65
F 21	Kent State	W	99-57
F 25	Xavier	L	91-110
F 28	at Western Michigan	W	74-63
M 5	Cincinnati	L	76-78
M 10	vs. DePaul ^	L	72-74

Holiday Festival, New York, N.Y.
^ NCAA at Fort Wayne, Ind.

1953-54
(12-10; 7-5 MAC/3rd)
Coach: Bill Rohr

D 1	Earlham	W	89-58
D 4	Kent State	W	81-68
D 9	Dayton	W	72-70
D 11	Bowling Green (OT)	W	82-79
D 16	Toledo	L	67-75
D 18	Ball State	W	89-76
D 28	vs. Arizona State #	W	104-69
J 2	vs. NYU #	L	79-82
J 6	at Marshall (2OT)	W	107-100
J 9	Ohio	W	92-80
J 12	at Xavier	L	68-73
J 16	at Western Reserve	W	97-79
J 30	at Ohio	L	72-80
F 2	at Cincinnati	L	58-66
F 6	at Toledo	L	57-65
F 10	at Dayton	L	69-80
F 13	Western Reserve	W	88-59
F 19	at Bowling Green	L	72-96
F 20	at Kent State	L	66-81
F 24	Marshall	W	84-72
F 27	Xavier	L	89-90
M 4	Cincinnati	W	88-79

Troy State Invitational, Troy, Ala.

1954-55
(14-9; 11-3 MAC/1st)
MAC CHAMPION
NCAA TOURNAMENT
Coach: Bill Rohr

D 3	at Kent State	W	82-69
D 4	at Western Reserve	W	80-78
D 7	Dayton	L	67-87
D 10	at Bowling Green	W	78-75
D 15	at Illinois	L	72-97
D 18	at Western Michigan	L	68-77
D 22	at Toledo	W	72-70
J 5	Marshall	W	89-74
J 8	Bowling Green	W	89-55
J 10	at Miami (FL)	W	75-73
J 11	at Tampa	W	81-65
J 14	Western Michigan	W	91-65
J 22	Cincinnati	L	80-86
J 29	at Ohio	L	71-75
F 5	Toledo	W	84-76
F 9	at Dayton	L	62-78
F 12	Western Reserve	W	69-62
F 15	Ohio	W	91-79
F 19	Kent State	W	91-61
F 22	at Marshall	L	77-89
F 26	at Xavier	L	74-80
M 2	at Cincinnati	W	77-71
M 8	vs. Marquette # (OT)	L	79-90

NCAA, Lexington, Ky.

1955-56
(12-8; 8-4 MAC/2nd)
Coach: Bill Rohr

D 2	Kent State	W	72-70
D 7	at Dayton	L	50-73
D 10	at Bowling Green	W	93-72
D 13	at Marquette	L	65-71
D 17	at Toledo	L	60-65
J 4	at Marshall	L	93-99
J 7	Bowling Green	W	74-65
J 13	Western Michigan	W	80-66
J 17	Ohio	W	93-70
J 21	at Cincinnati	L	61-79
F 4	at Xavier	W	77-76
F 7	Dayton	L	73-86
F 11	at Western Michigan	L	71-84
F 14	at Ohio	W	85-84
F 17	at Kent State	L	73-74
F 18	at Loyola (IL)	W	76-74
F 22	Marshall	W	103-82
F 25	Toledo	W	93-68
F 29	Cincinnati	W	89-81
M 3	Xavier (OT)	W	96-91

1956-57
(17-8; 11-1 MAC/1st)
MAC CHAMPION
NCAA TOURNAMENT
Coach: Bill Rohr

D 1	at Kent State	W	96-77
D 5	Wittenberg	W	76-56
D 8	Bowling Green	W	76-55
D 12	Dayton	L	65-67
D 15	at Toledo	W	81-64
D 21	vs. Fordham #	L	60-67
D 22	vs.George Washington #	W	84-70
D 28	at Southern Illinois	W	77-72
J 3	Marshall	W	93-77
J 5	at Bowling Green	W	83-59
J 12	at Western Michigan	W	84-79
J 15	at Ohio	W	89-77
J 19	at DePaul	W	80-70
J 26	Cincinnati	W	88-76
F 2	Xavier	L	72-84
F 6	at Dayton (2OT)	L	67-68
F 9	Western Michigan	W	107-68
F 11	Ohio	L	81-89
F 14	vs. Eastern Kentucky ^	W	87-78
F 16	Kent State	W	87-74
F 23	Toledo	W	47-40
F 25	at Cincinnati	L	72-90
F 27	at Marshall	W	96-91
M 2	at Xavier	L	80-100
M 12	vs. Notre Dame %	L	77-89

Cincinnati Invitational, Cincinnati, Ohio
^ Louisville, Ky.
% NCAA, Columbus, Ohio

1957-58
(18-9; 12-0 MAC/1st)
MAC CHAMPION
NCAA TOURNAMENT
Coach: Richard Shrider

D 2	at Purdue	L	66-79
D 7	at Bowling Green	W	70-64
D 9	Heidelberg	W	97-56
D 11	at Dayton	W	63-59
D 13	at Duquesne #	L	66-77
D 14	vs.George Washington #	W	66-64
D 18	at Marshall	W	106-97
D 28	at Illinois	L	75-93
J 1	at Toledo	W	63-50
J 6	at Xavier	L	65-78
J 11	Western Michigan	W	95-68

Year-By-Year Results

J 14	Ohio	W	75-66
J 18	Bowling Green	W	76-74
J 25	Kent State	W	56-41
J 30	at Cincinnati	L	59-79
F 1	at Western Michigan	W	95-75
F 5	Dayton	L	62-64
F 8	at Iowa	L	77-82
F 15	at DePaul	W	69-64
F 20	at Ohio	W	86-72
F 22	Toledo	W	73-69
F 26	Marshall	W	82-73
F 28	at Kent State	W	50-48
M 1	Xavier	W	89-79
M 11	vs. Pittsburgh ^	W	82-77
M 14	at Kentucky %	L	70-94
M 15	vs. Indiana %	L	91-98

Steel Bowl Tournament, Pittsburgh, Pa.
^ NCAA, Evanston, Ill.
% NCAA, Lexington, Ky.

1958-59
(14-11; 9-3 MAC/1st-tie)
MAC CO-CHAMPION
Coach: Richard Shrider

D 1	Eastern Kentucky	L	73-78
D 6	Bowling Green	W	59-58
D 10	at Dayton	L	50-54
D 13	at Toledo	L	63-81
D 16	Marshall	W	73-69
D 20	Pittsburgh	W	88-75
D 27	at DePaul	W	74-67
D 29	vs. NYU #	W	75-55
D 30	at Miami (FL) (OT) #	W	89-87
J 2	at Seattle	L	73-98
J 3	at Utah	L	78-95
J 6	Xavier	L	79-85
J 10	at Western Michigan	W	83-69
J 13	Ohio (OT)	W	56-54
J 17	at Bowling Green	W	70-68
J 24	Western Michigan	W	91-77
F 7	Dayton	W	72-68
F 14	Kent State	W	64-46
F 17	at Cincinnati	L	73-102
F 21	Toledo	W	75-59
F 24	at Ohio	W	84-71
F 28	at Kent State	L	65-69
M 3	at Xavier	L	78-82
M 5	at Marshall	L	79-90
M 7	vs. Bowling Green ^	L	63-76

Hurricane Classic, Miami Beach, Fla.
^ NCAA Playoff, Dayton, Ohio

1959-60
(8-16; 6-6 MAC/3rd-tie)
Coach: Richard Shrider

D 1	Muskingum	W	82-69
D 5	at Eastern Kentucky	L	75-85
D 7	at Cincinnati	L	58-89
D 9	Dayton	L	45-61
D 12	Western Michigan	W	78-71
D 16	at Marshall	L	77-93
D 21	vs. Miami (FL) #	L	78-83
J 2	at Michigan	L	64-72
J 5	at Ohio	L	89-104
J 9	at Toledo	L	51-56
J 11	Xavier	W	82-74
J 16	at Bowling Green	L	62-73
J 18	at Xavier	L	71-80
J 23	DePaul	L	79-81
J 30	at Kent State	W	91-86
F 3	at Dayton	L	60-72
F 6	Bowling Green	L	89-93
F 9	Marshall	W	86-78
F 13	at Western Michigan	L	80-84
F 16	at Pittsburgh	L	79-83
F 20	Toledo	W	54-49
F 23	Ohio	W	88-74
F 27	Kent State	W	73-68
F 29	at Louisville	L	65-83

Fort Wayne, Ind.

1960-61
(12-12; 7-5 MAC/3rd)
Coach: Richard Shrider

D 1	Heidelberg	W	90-56
D 3	Ashland	W	99-58
D 6	at Cincinnati	L	62-70
D 10	Marshall	W	64-57
D 14	at Dayton	L	69-84
D 17	at Western Michigan	L	59-79
D 27	at DePaul	L	70-72
D 31	at Toledo	L	68-76
J 2	at Kentucky	L	58-70
J 4	at Miami (FL) (2OT)	L	100-102
J 11	at Marshall	W	71-68
J 14	Bowling Green	W	72-62
J 21	Kent State	W	74-67
J 28	Pittsburgh	W	62-48
F 1	Dayton	W	60-58
F 4	at Bowling Green	L	70-84
F 8	at Ohio	L	75-91
F 11	Western Michigan	W	87-67
F 13	at Xavier	L	79-87
F 20	Eastern Kentucky	W	96-81
F 23	Ohio	W	101-79
F 25	at Kent State	L	89-97
F 27	Xavier	L	81-86
M 4	Toledo (OT)	W	87-86

1961-62
(7-17; 3-9 MAC/6th)
Coach: Richard Shrider

D 1	Otterbein	W	87-58
D 2	at Kentucky	L	61-93
D 5	at Cincinnati	L	30-63
D 9	at Iowa	L	55-75
D 12	Dayton	L	67-86
D 18	at Marshall	W	77-59
D 28	at Miami (FL) #	L	73-83
D 29	vs. Minnesota #	L	64-89
J 6	Toledo	W	54-36
J 9	at Kent State	W	64-63
J 11	Ashland	W	84-50
J 13	at Bowling Green	L	73-85
J 17	Ohio	L	75-78
J 20	at Xavier	L	68-81
J 27	Western Michigan	L	80-81
F 3	Bowling Green	L	61-94
F 6	Marshall	L	59-67
F 10	at Western Michigan	L	62-71
F 14	at Pittsburgh	W	75-72
F 17	at Toledo	L	70-90
F 21	at Ohio	L	71-83
F 24	Kent State	L	87-105
F 28	at Dayton	L	52-63
M 3	Xavier	W	65-63

Hurricane Classic, Miami Beach, Fla.

1962-63
(12-12; 8-4 MAC/2nd-tie)
Coach: Richard Shrider

D 1	Findlay	W	64-56
D 3	at Eastern Kentucky	W	65-64
D 5	at Cincinnati	L	36-58
D 8	Marshall	W	67-48
D 12	at Bowling Green	L	36-86
D 15	at Wisconsin	L	58-84
D 17	at Nebraska	L	69-72
D 22	at Dayton	L	42-47
D 28	vs. Morris Harvey #	W	70-53
D 29	vs. Penn State #	W	73-66
J 5	at Western Michigan	L	74-78
J 9	at Kent State	W	64-58
J 12	Bowling Green	W	62-57
J 15	Ohio	W	56-47
J 19	at Xavier	L	62-63
J 26	Western Michigan	W	89-80
F 2	Kent State	W	66-58
F 6	at Ohio	L	67-71
F 9	at Toledo	L	70-84
F 11	Xavier	L	57-59
F 16	Toledo	W	58-57
F 19	Marshall	W	66-59
F 26	Dayton	L	53-57
M 2	Pittsburgh	L	64-74

Alpine Classic, Charleston, W. Va.

1963-64
(17-7; 9-3 MAC/2nd)
Coach: Richard Shrider

N 30	Findlay	W	67-50
D 4	at Cincinnati	L	56-60
D 7	Ball State	W	86-80
D 10	Dayton	L	81-87
D 14	Bowling Green	W	68-61
D 16	DePauw	W	79-68
D 18	at Purdue	W	67-61
D 20	vs. Pittsburgh #	W	77-63
D 26	vs. Xavier ^	L	68-69
D 28	at Canisius ^	L	57-61
J 4	Western Michigan	W	86-77
J 8	at Kent State	W	85-68
J 11	at Marshall	W	75-60
J 15	at Ohio	L	57-67
J 18	at Bowling Green	L	54-59
J 25	Kent State	W	81-44
F 5	at Western Michigan	W	78-69
F 8	at Xavier	W	97-85
F 11	Marshall	W	95-55
F 15	at Toledo	W	65-63
F 19	Ohio	L	60-63
F 22	Xavier	W	96-85
F 26	at Dayton	W	75-62
F 29	Toledo	W	87-66

Johnstown, Pa.
^ Queen City Tournament, Buffalo, N.Y.

1964-65
(20-5; 11-1 MAC/1st-tie)
MAC CO-CHAMPION
Coach: Richard Shrider

D 3	Capital	W	108-55
D 5	at Cincinnati	W	65-55
D 9	Dayton	W	95-88
D 12	at Western Michigan	W	82-70
D 14	Marshall	W	114-90
D 17	at Bowling Green	W	91-54
D 22	at Vanderbilt	L	68-74
D 29	at Ball State	W	107-78
J 2	at Toledo	W	95-66
J 6	at Kent State	W	68-47
J 9	at Marshall	W	96-73
J 13	Ohio	W	58-48
J 16	Bowling Green	W	74-58
J 23	Kent State	W	87-55
J 30	at Dayton	L	52-54
F 2	at Miami (FL)	L	85-100
F 6	at Loyola (IL)	W	79-74
F 8	Xavier	W	97-68
F 13	Western Michigan	W	93-68
F 17	at Ohio	L	55-65
F 20	at Xavier	W	82-62
F 27	Toledo	W	78-64
M 1	Eastern Kentucky	W	82-68
M 6	Pittsburgh	W	89-66
M 8	vs. Ohio #	L	71-76

MAC Playoff, Dayton, Ohio

1965-66
(18-7; 11-1 MAC/1st)
MAC CHAMPION
NCAA TOURNAMENT
Coach: Richard Shrider

D 1	Otterbein	W	68-67
D 4	at Cincinnati	L	58-68
D 7	at Dayton	L	48-63
D 10	at Pittsburgh #	W	65-60
D 11	at Duquesne #	L	60-64
D 18	Ball State	W	94-73
D 29	vs. Rutgers ^	W	80-69
D 30	at Arkansas State ^	W	81-61
J 5	at Kent State	W	67-58
J 8	Toledo	W	94-69
J 12	at Ohio	W	68-56
J 15	at Bowling Green	W	65-63
J 19	Western Michigan	W	88-70
J 22	Kent State	W	58-43
J 26	Marshall	W	74-57
F 2	Bowling Green	L	62-74
F 5	at Xavier	W	76-68
F 9	Ohio	W	70-55
F 12	at Western Michigan	W	88-68
F 15	at Marshall	W	71-52
F 19	Dayton	L	60-75
F 22	Xavier	W	76-72
F 26	at Toledo	W	79-72
M 2	at Eastern Kentucky	L	52-59
M 7	vs. Dayton %	L	51-58

Steel Bowl Tournament, Pittsburgh, Pa.
^ Arkansas State Classic, Jonesboro, Ark.
% NCAA, Kent, Ohio

1966-67
(14-10; 7-5 MAC/3rd)
Coach: Tates Locke

D 1	Villa Madonna	W	68-54
D 3	at Michigan State	L	51-63
D 6	Dayton	L	71-80
D 10	at Cincinnati (OT)	L	44-45
D 17	at Ball State	W	69-65
D 20	at Xavier	L	68-71
D 27	vs. Western Michigan #	W	51-45
D 28	vs. Tulane #	W	87-52
J 4	at Kent State	W	67-49
J 7	at Toledo	L	56-68
J 14	Bowling Green	W	70-62
J 18	Ohio	W	68-56
J 21	Kent State	W	77-47
J 25	at Western Michigan	L	50-54
J 28	at Dayton	L	55-71
F 4	Xavier	W	67-49
F 8	at Bowling Green (2OT)	W	75-68
F 11	Western Michigan	W	79-55
F 15	at Ohio	W	80-56
F 18	Marshall	L	61-66
F 22	at Marshall	L	62-77
F 25	Toledo	L	66-68
M 1	Eastern Kentucky (OT)	W	84-73
M 4	Pittsburgh	W	82-68

Motor City Tournament, Detroit, Mich.

1967-68
(11-12; 4-8 MAC/5th)
Coach: Tates Locke

D 2	Ball State (OT)	W	107-100
D 5	at Dayton	W	64-61
D 8	at Cincinnati	L	59-60
D 18	vs. Temple #	L	60-65
D 19	vs. Rice # (OT)	W	70-66
D 22	at Purdue	L	65-67
J 3	at Marshall	L	63-83
J 6	Toledo (OT)	L	89-97
J 13	at Bowling Green (OT)	L	69-74
J 18	at Xavier	W	72-65
J 20	at Kent State	W	79-68
J 24	Western Michigan	L	71-91
J 27	Bowling Green	L	54-56
J 30	at Pittsburgh	W	66-42
F 3	Ohio	W	84-82
F 7	Marshall	L	68-69
F 10	at Western Michigan	W	64-56
F 14	Kent State	W	86-70
F 17	at Ohio	L	68-70
F 22	Xavier	W	55-52
F 24	at Toledo	L	67-82
F 28	at E. Kentucky (OT)	W	84-82
M 2	Dayton	L	51-63

Charlotte Invitational, Charlotte, N.C.

1968-69
(15-12; 10-2 MAC/1st)
MAC CHAMPION
NCAA TOURNAMENT
Coach: Tates Locke

D 2	Kentucky	L	77-86
D 4	Bellarmine	W	86-67
D 7	at Purdue	L	70-78
D 11	Dayton	L	55-83
D 14	Cincinnati	L	48-56
D 21	at Ball State	W	84-67
D 27	vs. Temple #	L	62-67
D 28	vs. Mississippi State #	W	76-56
J 4	at Marshall	W	78-70
J 8	Kent State	W	62-61
J 11	Toledo	W	77-73
J 15	Ohio	W	67-53
J 18	at Bowling Green	W	71-69
J 22	at Western Michigan	L	66-71
J 25	at Dayton	L	54-67
J 30	Xavier	W	60-45
F 1	at Kent State	W	47-45
F 5	Marshall	W	83-55
F 8	Bowling Green	W	66-62
F 12	at Xavier	L	51-59
F 15	at Ohio	L	59-60
F 19	Western Michigan	W	68-62
F 22	at Miami (FL)	L	68-74
M 1	at Toledo	W	70-65
M 8	vs. Notre Dame ^	W	63-60
M 13	vs. Purdue %	L	71-91
M 15	vs. Kentucky %	L	71-72

Motor City Classic, Detroit, Mich.
^ NCAA, Carbondale, Ill.
% NCAA, Madison, Wis.

HISTORY

Year-By-Year Results

1969-70
(16-8; 7-3 MAC/2nd-tie)
NATIONAL INVITATION TOURNAMENT
Coach: Tates Locke

D 1	Marietta	W	93-62
D 3	Northern Illinois (OT)	W	77-74
D 6	Ball State	W	81-65
D 13	at Cincinnati	L	55-56
D 15	at Oklahoma	L	57-71
D 18	at Tulane	L	57-59
D 27	at Dayton	W	66-64
D 29	at Kentucky	L	58-80
J 3	Marshall	W	61-54
J 7	at Kent State	W	61-47
J 10	at Toledo +	W	31-47
J 14	at Ohio	L	61-81
J 17	Bowling Green	L	59-64
J 21	Western Michigan	W	87-56
J 24	Dayton	W	76-65
J 31	Kent State (OT)	W	60-56
F 4	at Marshall	W	71-67
F 7	at Bowling Green	W	71-65
F 14	Ohio	L	57-58
F 18	at Western Michigan	W	83-61
F 21	Xavier	W	66-59
F 28	Toledo	W	63-52
M 4	at Xavier	W	68-64
M 13	at St. John's #	L	57-70

+ game later forfeited to Miami
# NIT, New York, N.Y.

1970-71
(20-5; 9-1 MAC/1st)
MAC CHAMPION
NCAA TOURNAMENT
Coach: Darrell Hedric

D 1	Muskingum	W	83-67
D 3	Oklahoma	L	56-66
D 5	at Vanderbilt	L	67-74
D 12	Cincinnati	W	69-56
D 16	at Ball State	W	70-53
D 18	at Texas-El Paso #	L	53-54
D 19	vs. Florida State #	W	67-64
J 6	at Kent State (OT)	W	61-59
J 9	Toledo	W	61-51
J 13	at Western Michigan	W	61-57
J 16	at Bowling Green	L	68-78
J 23	Ohio	W	75-70
J 25	at Xavier	W	73-61
J 28	Tulane	W	91-66
J 30	Dayton	W	60-59
F 3	at Toledo	W	64-49
F 6	Bowling Green	W	75-63
F 13	at Ohio	W	74-73
F 17	Kent State	W	65-63
F 20	Marshall	W	75-74
F 24	Xavier	W	86-72
F 27	Western Michigan	W	80-69
M 3	at Dayton	W	83-53
M 6	at Marshall	W	81-78
M 13	vs. Marquette ^	L	47-62

Sun Bowl Classic, El Paso, Texas
^ NCAA, South Bend, Ind.

1971-72
(12-12; 4-6 MAC/5th)
Coach: Darrell Hedric

D 1	Marietta	W	101-68
D 4	at Indiana	L	50-65
D 11	at Cincinnati	L	73-89
D 16	at Purdue	L	58-85
D 18	at Dayton	W	58-51
D 29	vs. Rollins #	W	78-63
D 30	vs. William & Mary #	W	69-67
J 5	Kent State	L	54-60
J 8	at Toledo	L	57-67
J 12	Western Michigan	W	86-64
J 15	Bowling Green	W	80-69
J 19	at Marshall	L	63-81
J 22	at Ohio	W	91-77
J 26	Dayton	L	60-66
J 29	Ball State	W	68-65
F 2	Toledo (OT)	W	67-65
F 5	at Bowling Green	L	75-77
F 12	Ohio (OT)	L	66-69
F 16	at Kent State	L	77-78
F 19	Cleveland State	W	96-58
F 23	Xavier	W	84-73
F 26	at Western Michigan	L	82-86
M 2	Marshall	W	71-77
M 4	at Xavier (OT)	L	74-78

Tangerine Bowl Classic, Winter Park, Fla.

1972-73
(18-9; 9-2 MAC/1st)
MAC CHAMPION
NCAA TOURNAMENT
Coach: Darrell Hedric

N 28	Cleveland State	W	83-59
D 2	Central Michigan	W	69-60
D 9	Cincinnati	W	63-61
D 12	at Purdue	L	65-66
D 15	at Wright State	W	84-59
D 20	at Ball State	W	88-82
D 26	at Jacksonville #	L	59-66
D 27	vs. Florida #	W	88-72
J 3	at Xavier	W	75-67
J 6	Bowling Green	W	67-62
J 9	at Indiana	L	68-80
J 13	at Ohio (OT)	W	80-79
J 17	at Marshall	L	70-90
J 20	Toledo	L	77-92
J 24	at Dayton	L	61-68
J 27	Kent State	W	68-56
J 31	at Western Michigan	W	68-64
F 3	at Bowling Green	W	61-53
F 7	Marshall	L	59-68
F 10	Ohio	W	69-65
F 17	at Toledo	L	63-67
F 19	Xavier	W	54-53
F 21	at North Carolina	W	102-92
F 24	at Kent State	W	75-66
F 28	Dayton	W	84-59
M 3	Western Michigan	W	71-68
M 10	vs. Marquette ^	L	62-77

Gator Bowl Classic, Jacksonville, Fla.
^ NCAA, Dayton, Ohio

1973-74
(13-13; 6-6 MAC/4th-tie)
Coach: Darrell Hedric

D 1	at Kentucky	L	68-81
D 4	Wright State	W	79-69
D 8	Purdue (OT)	W	86-85
D 15	at Cincinnati	L	55-60
D 21	at Cleveland State	W	81-72
D 28	vs. Syracuse #	W	96-74
D 29	vs. Davidson #	L	87-97
J 2	at Dayton	L	57-73
J 5	at Western Michigan	L	60-72
J 8	Indiana	L	58-71
J 12	Bowling Green	L	68-70
J 16	Ohio	L	71-73
J 19	at Central Michigan	W	83-66
J 23	at Kent State	W	78-76
J 26	Toledo	W	72-59
J 30	Findlay	W	114-71
F 2	Western Michigan	W	75-64
F 6	Ball State	W	101-81
F 9	at Bowling Green	L	60-64
F 13	at Ohio	L	70-85
F 16	Central Michigan	W	86-79
F 20	at North Carolina	L	69-83
F 23	at Toledo	L	68-81
F 25	Dayton	L	74-79
F 27	Kent State	W	88-76
M 2	at Xavier	W	67-58

Charlotte Invitational, Charlotte, N.C.

1974-75
(19-7; 8-5 MAC/4th)
Coach: Darrell Hedric

N 30	Wabash	W	103-69
D 2	Kentucky	L	73-80
D 5	Cincinnati	W	68-63
D 7	Wright State	W	85-61
D 11	at Ball State	W	65-54
D 19	at Texas-El Paso #	L	66-72
D 20	vs. Northwestern # (OT)	W	89-88
D 27	vs. Denver ^	W	91-77
D 28	at Evansville ^	W	79-68
J 4	Western Michigan	W	67-59
J 8	Otterbein	W	67-56
J 11	at Bowling Green	W	73-64
J 15	at Ohio (2OT)	L	90-92
J 18	Central Michigan	W	102-76
J 22	Kent State	W	72-62
J 25	at Toledo	L	62-73
J 29	Dayton	W	74-62
F 1	at Western Michigan	L	73-86
F 5	at Eastern Michigan	W	60-57
F 8	Bowling Green	W	77-62
F 15	at Central Michigan	L	74-78
F 19	at Kent State	W	52-50
F 22	Toledo	L	61-62
F 26	at Dayton	W	78-66
M 1	Xavier	W	86-59
M 8	Ohio	W	81-80

Sun Carnival, El Paso, Texas
^ Holiday Invitational, Evansville, Ind.

1975-76
(18-8; 14-2 MAC/2nd)
Coach: Darrell Hedric

N 29	Ohio Northern	W	79-63
D 1	at Cincinnati	L	57-66
D 3	Dayton	W	66-55
D 10	at Kentucky	L	69-91
D 19	vs. Princeton #	W	66-61
D 20	at Michigan #	L	76-90
D 29	at Marquette ^	L	52-79
D 30	vs. Stanford ^	W	90-72
J 3	Eastern Michigan	W	83-69
J 7	at Toledo	W	76-73
J 10	Northern Illinois	W	113-73
J 14	at Dayton	L	61-62
J 17	at Kent State	W	72-67
J 21	Ball State	W	97-75
J 24	Ohio	W	86-63
J 28	at Western Michigan	L	68-82
J 31	Central Michigan	W	92-80
F 7	at Bowling Green	W	70-48
F 11	Toledo (2OT)	W	87-86
F 14	at Northern Illinois	W	79-73
F 18	North Carolina	L	75-77
F 21	Kent State	W	77-54
F 25	at Ball State	W	81-63
F 28	at Ohio	W	76-75
M 3	Western Michigan	L	58-73
M 6	at Eastern Michigan	W	75-66

Michigan Invitational, Ann Arbor, Mich.
^ Milwaukee Classic, Milwaukee, Wis.

1976-77
(20-6; 13-3 MAC/1st-tie)
MAC CO-CHAMPION
Coach: Darrell Hedric

N 29	Purdue	W	69-67
D 4	Cleveland State	W	113-63
D 8	at Wright State	W	67-54
D 11	New Orleans	W	75-71
D 15	Cincinnati	L	68-79
D 20	vs. Texas Tech #	W	74-63
D 21	at Indiana #	L	55-76
J 5	at Kent State	W	66-63
J 8	Ball State	W	93-60
J 12	at Western Michigan	W	71-62
J 15	Central Michigan	L	76-78
J 19	at Dayton	W	79-70
J 22	Ohio	W	84-78
J 26	at Bowling Green	W	65-61
F 2	Northern Illinois (2OT)	W	99-91
F 5	at Toledo	L	68-72
F 7	Eastern Michigan	W	86-58
F 9	Kent State	W	64-56
F 12	at Ball State	W	87-70
F 16	Dayton	L	69-72
F 19	at Central Michigan	L	85-92
F 24	Western Michigan	W	76-66
F 26	at Ohio	W	83-62
M 2	Bowling Green	W	76-66
M 5	at Northern Illinois	W	74-71
M 7	at Xavier	W	67-57

Indiana Classic, Bloomington, Ind.

1977-78
(19-9; 12-4 MAC/1st)
MAC CHAMPION
NCAA TOURNAMENT
Coach: Darrell Hedric

N 30	Otterbein	W	84-60
D 3	Xavier	W	62-61
D 6	at Cincinnati	L	60-61
D 10	Ball State (OT)	W	73-68
D 13	Wright State	W	73-69
D 21	at Purdue (OT)	W	84-80
D 28	vs. Texas A&M #	W	79-68
D 29	vs. San Francisco #	L	88-91
D 30	vs. Boston College #	L	76-81
J 4	Bowling Green	W	85-66
J 7	at Western Michigan	L	69-79
J 11	at Dayton	L	66-73
J 14	Ohio	W	90-77
J 18	at Central Michigan	W	80-76
J 25	at Toledo	W	79-70
J 30	Northern Illinois	W	72-56
F 4	at Kent State	L	54-55
F 8	at Bowling Green	W	68-54
F 11	Western Michigan	W	82-61
F 15	Dayton	W	63-60
F 18	at Ohio	W	70-66
F 22	Central Michigan	W	78-74
F 25	at Eastern Michigan	L	69-76
M 1	Toledo (OT)	L	79-81
M 4	at Ball State	W	74-67
M 6	Eastern Michigan	W	84-67
M 11	vs. Marquette ^ (OT)	W	84-81
M 16	vs. Kentucky %	L	69-91

All-College Classic, Oklahoma City, Okla.
^ NCAA, Indianapolis, Ind.
% NCAA, Dayton, Ohio

1978-79
(9-18; 6-10 MAC/7th-tie)
Coach: Darrell Hedric

N 27	at Ohio State	L	69-85
N 29	Muskingum	W	58-46
D 2	Wright State	L	63-64
D 6	Cincinnati	L	59-70
D 9	at Western Michigan	W	80-68
D 13	Dayton	L	69-86
D 16	at Cleveland State	W	60-58
D 21	at Purdue	L	57-76
D 29	vs. Idaho State #	L	76-82
D 31	vs. Davidson #	W	96-72
J 3	at Xavier	L	67-72
J 6	at Central Michigan	L	68-88
J 10	Ohio	L	68-74
J 13	Bowling Green	W	74-73
J 17	at Toledo	L	54-63
J 20	Northern Illinois	W	73-69
J 24	at Kent State	L	59-62
J 27	Ball State	L	74-75
J 31	at Dayton	L	62-73
F 3	at Eastern Michigan	L	73-80
F 7	at Ohio	L	60-75
F 10	Central Michigan	L	60-61
F 17	at Bowling Green	W	75-74
F 21	Toledo (OT)	W	72-68
F 24	at Northern Illinois	L	59-73
F 28	Kent State	L	62-63
M 3	Western Michigan	W	69-57

Lobo Invitational, Albuquerque, N.M.

1979-80
(9-18; 7-9 MAC/4th-tie)
Coach: Darrell Hedric

D 1	at Indiana	L	52-80
D 5	Dayton	L	76-79
D 8	at Central Michigan	L	58-77
D 10	Wright State	L	68-83
D 12	at Cincinnati	L	73-75
D 15	Xavier	W	106-87
D 21	at Virginia Tech #	L	84-93
D 22	vs. Alabama #	L	69-87
D 28	at Maryland ^	L	76-115
D 29	vs. Harvard	W	86-79
J 2	at Dayton	L	56-57
J 5	at Eastern Michigan	W	68-67
J 9	Bowling Green (OT)	W	62-61
J 12	Northern Illinois	W	47-45
J 16	at Kent State	L	61-68
J 19	Ball State	L	57-71
J 23	at Toledo	L	64-69
J 26	at West. Michigan (OT)	L	73-74
J 30	Central Michigan	W	83-73
F 2	Ohio	W	71-67
F 6	at Bowling Green	L	61-64
F 9	Eastern Michigan	W	69-67
F 13	Toledo	L	72-75
F 20	at Northern Illinois	L	60-75
F 23	Kent State (OT)	W	90-86
F 26	at Ball State	L	71-83
M 1	at Northern Illinois %	L	53-58

at Virginia Tech Classic, Roanoke, Va.
^ at Maryland Invitational, College Park, Md.
% at MAC Tournament, DeKalb, Ill.

Year-By-Year Results

1980-81
(11-15; 6-10 MAC/7th-tie)
Coach: Darrell Hedric

D 1	at Wright State	L	84-92
D 4	Dayton	L	71-74
D 6	Wittenberg	W	62-52
D 10	Cincinnati (OT)	W	91-87
D 13	at Xavier	W	74-73
D 19	vs. Duquesne #	L	69-97
D 20	vs. California-Irvine #	W	109-99
D 28	at Texas-El Paso ^	L	56-62
D 29	vs. San Francisco ^	L	60-65
J 5	at Dayton	W	86-83
J 7	Bowling Green	W	67-62
J 10	at Eastern Michigan	L	64-68
J 14	Toledo	W	79-70
J 17	at Kent State	W	65-58
J 21	Ball State	L	69-80
J 24	at Northern Illinois	L	51-56
J 28	at Western Michigan	L	89-96
J 31	Ohio	W	82-73
F 4	at Central Michigan	L	87-103
F 7	Eastern Michigan	W	69-63
F 11	at Toledo	L	69-70
F 14	Kent State	W	107-77
F 18	at Ball State	L	75-77
F 21	Northern Illinois	L	63-75
F 25	Western Michigan	L	70-71
F 28	at Ohio	L	72-78

Golden Gate Invitational, San Francisco, Calif.
^ Sun Bowl Carnival, El Paso, Texas

1981-82
(11-16; 8-8 MAC/4th-tie)
Coach: Darrell Hedric

N 28	at Indiana	L	64-71
D 2	Kenyon	W	69-46
D 5	Central State	W	72-57
D 7	Wright State	L	59-65
D 9	Dayton	L	65-82
D 12	Ohio Wesleyan	W	95-72
D 19	at Cincinnati	L	62-69
D 28	vs. Texas A&M #	L	53-73
D 29	vs. Loyola Marymount #	L	82-84
J 2	at Dayton	L	65-82
J 6	Toledo	W	92-60
J 9	at Northern Illinois	L	66-74
J 13	Ball State	L	66-68
J 16	at Kent State	W	67-62
J 20	at Western Michigan	L	75-85
J 23	Ohio	L	62-64
J 27	at Central Michigan	W	83-69
J 30	Bowling Green	W	78-68
F 3	at Eastern Michigan	L	68-74
F 6	Northern Illinois	W	72-70
F 10	at Ball State	L	65-76
F 13	Kent State	W	69-60
F 17	Western Michigan (OT)	W	57-53
F 20	at Ohio	L	74-78
F 24	Central Michigan	W	93-76
F 27	at Bowling Green (OT)	L	76-81
M 2	at Bowling Green ^	L	78-81

Holiday Classic, Las Vegas, Nevada
^ MAC Tournament, Bowling Green, Ohio

1982-83
(13-15; 10-8 MAC/3rd-tie)
Coach: Darrell Hedric

N 29	Indiana	L	59-75
D 4	Cincinnati	L	48-56
D 6	at Purdue	L	58-71
D 8	Dayton	L	66-69
D 11	Kenyon	W	89-46
D 17	vs. UC Santa Barbara #	W	60-55
D 18	at Tennessee #	L	62-69
D 22	at Xavier	L	50-54
J 3	at Dayton	W	57-45
J 5	Kent State	W	60-54
J 8	at Ball State	L	76-77
J 12	at Western Michigan	W	84-60
J 15	Ohio	W	73-60
J 19	at Central Michigan (OT)	W	69-65
J 22	Bowling Green	L	43-58
J 26	at Eastern Michigan	W	71-67
J 29	Toledo	W	66-61
F 2	at Northern Illinois	L	48-66
F 5	Ball State	L	54-61
F 9	Western Michigan	W	72-52
F 12	at Ohio	L	53-51
F 16	Central Michigan (OT)	W	59-57
F 19	at Bowling Green	L	63-75
F 23	Eastern Michigan	L	53-55
F 26	at Toledo	L	66-71
M 2	Northern Illinois	W	73-59
M 5	at Kent State	L	66-78
M 8	at Ball State ^	L	79-85

Volunteer Classic, Knoxville, Tenn.
^ MAC Tournament, Muncie, Ind.

1983-84
(24-6; 16-2 MAC/1st)
MAC CHAMPION
MAC TOURNAMENT CHAMPION
NCAA TOURNAMENT
Coach: Darrell Hedric

N 26	at Indiana	W	63-57
N 30	Ohio Wesleyan	W	78-46
D 3	Purdue (3OT)	L	58-67
D 7	Dayton	W	67-59
D 10	Xavier	W	72-53
D 17	at Cincinnati	W	55-50
D 22	at Dayton	L	79-89
D 27	vs. Davidson #	W	70-52
D 28	at Marquette #	L	47-59
J 4	at Eastern Michigan	W	50-48
J 7	at Western Michigan	W	70-67
J 11	Toledo	W	78-63
J 14	Ohio	W	51-38
J 18	Northern Illinois	W	84-62
J 21	at Central Michigan	W	69-55
J 25	Kent State	W	54-47
J 28	at Bowling Green	W	81-80
F 1	Ball State	W	62-44
F 4	Western Michigan	W	80-55
F 8	at Toledo	W	67-62
F 11	at Ohio	L	68-82
F 15	at Northern Illinois	W	60-51
F 18	Central Michigan	W	75-57
F 22	at Kent State	L	50-65
F 25	Bowling Green	W	63-61
M 3	Eastern Michigan	W	60-45
M 5	at Ball State	W	85-76
M 10	vs. Toledo ^	W	51-46
M 11	vs. Kent State ^	W	42-40
M 16	vs. So. Methodist %	L	69-83

Milwaukee Classic, Milwaukee, Wis.
^ MAC Tournament, Rockford, Ill.
% NCAA West Regional, Pullman, Wash.

1984-85
(20-11; 13-5 MAC/2nd)
NCAA TOURNAMENT
Coach: Jerry Peirson

D 1	Marietta	W	82-63
D 5	at Purdue	W	84-79
D 8	Cincinnati	L	77-80
D 12	Dayton	W	69-64
D 15	Capital	W	68-59
D 22	at Xavier	L	85-88
D 29	vs. Indiana #	L	72-77
D 30	vs. Arizona State #	W	68-52
J 3	at Ohio	L	62-73
J 5	Central Michigan	W	91-59
J 9	at Bowling Green	W	56-50
J 12	Eastern Michigan	W	58-48
J 16	at Toledo	L	65-74
J 19	Northern Illinois	W	88-62
J 23	at Kent State	L	69-80
J 26	Ball State (OT)	W	93-89
J 28	at Dayton	L	54-63
J 30	Western Michigan	W	82-59
F 2	at Central Michigan	W	69-59
F 5	Bowling Green	W	73-63
F 9	at Eastern Michigan	W	65-64
F 12	Toledo	W	70-69
F 16	at Northern Illinois	L	61-63
F 20	Kent State	W	72-66
F 23	at Ball State	L	81-92
F 27	at Western Michigan	W	76-69
M 2	Ohio	W	67-66
M 7	vs. Western Michigan ^	W	78-64
M 8	vs. Ball State ^	W	91-70
M 9	vs. Ohio ^	L	64-74
M 15	vs. Maryland % (OT)	L	68-69

Hoosier Classic, Indianapolis, Ind.
^ MAC Tournament, Toledo, Ohio
% NCAA Midwest Regional, Dayton, Ohio

1985-86
(24-7; 16-2 MAC/1st)
MAC CHAMPION
NCAA TOURNAMENT
Coach: Jerry Peirson

N 22	vs. Louisville #	L	65-81
D 2	Centre	W	92-53
D 4	Dayton	W	70-57
D 9	at Eastern Kentucky	W	65-63
D 11	Denison	W	80-55
D 14	Xavier	W	80-74
D 21	at Dayton	L	68-70
D 23	at Cincinnati	W	63-62
D 27	vs. Virginia Tech ^ (OT)	W	83-82
D 28	at South Florida ^	L	63-76
J 2	Bowling Green	W	62-54
J 4	at Eastern Michigan	W	63-52
J 8	Toledo	W	80-51
J 11	at Northern Illinois (OT)	L	75-77
J 15	Kent State	W	58-51
J 18	at Ball State	W	73-59
J 22	at Ohio	W	85-68
J 25	Western Michigan	W	68-60
J 29	at Central Michigan	W	62-55
F 1	Eastern Michigan	W	102-68
F 5	at Toledo	W	93-68
F 8	Northern Illinois	W	75-69
F 12	at Kent State	W	77-69
F 15	Ball State	W	103-77
F 19	Ohio (OT)	L	79-80
F 22	at Western Michigan	W	81-73
F 26	Central Michigan	W	74-73
M 1	at Bowling Green	W	91-79
M 6	vs. Toledo %	W	93-76
M 8	vs. Ball State % (OT)	L	79-87
M 14	vs. Iowa State $ (OT)	L	79-81

Big Apple NIT, Cincinnati, Ohio
^ Miller Classic, Tampa, Fla.
% MAC Tournament, Rockford, Ill.
$ NCAA Midwest Regional, Minneapolis, Minn.

1986-87
(13-15; 7-9 MAC/5th-tie)
Coach: Jerry Peirson

N 29	Ohio Wesleyan	W	100-73
D 3	Dayton (OT)	W	73-71
D 6	Cincinnati	L	62-68
D 8	at William & Mary	W	60-57
D 11	at Toledo	L	68-73
D 13	Eastern Kentucky (OT)	L	82-83
D 20	at Xavier	L	55-73
D 26	vs. Drake #	L	44-62
D 27	vs. Brown #	W	95-80
D 29	at Weber State (OT)	W	86-83
J 3	at Evansville	L	69-79
J 7	at Kent State	L	53-83
J 10	Ball State	W	79-66
J 14	Central Michigan	L	58-82
J 17	at Western Michigan	W	77-70
J 21	Ohio	W	77-67
J 24	at Bowling Green	L	75-76
J 28	Eastern Michigan	W	81-79
F 4	Kent State	L	72-74
F 7	at Ball State (OT)	W	83-81
F 11	at Central Michigan	L	67-83
F 14	Western Michigan	W	76-57
F 18	at Ohio	L	47-60
F 21	Bowling Green	L	56-58
F 23	at Dayton	W	78-74
F 25	at Eastern Michigan	L	66-88
F 28	Toledo	W	81-78
M 5	vs. Eastern Michigan ^	L	64-87

Lobo Classic, Albuquerque, N.M.
^ MAC Tournament, Toledo, Ohio

1987-88
(9-18; 6-10 MAC/7th-tie)
Coach: Jerry Peirson

N 28	at Indiana	L	65-90
N 30	William & Mary	W	78-68
D 2	Dayton	L	69-70
D 5	at Cincinnati	L	82-84
D 9	Evansville	W	110-102
D 12	Xavier	L	73-91
D 18	at Kentucky #	L	71-85
D 19	vs. Middle Tennessee #	L	72-81
D 28	vs. Cornell ^	L	71-77
D 29	vs. East Carolina ^	L	63-86
J 6	Kent State	L	54-56
J 9	at Ball State	W	66-55
J 13	at Bowling Green	L	70-88
J 16	Western Michigan	W	85-62
J 20	at Ohio	L	76-80
J 23	Central Michigan	L	60-68
J 27	at Eastern Michigan	L	69-81
J 30	Toledo	L	75-88
F 6	Ball State	L	66-68
F 8	at Dayton (OT)	W	79-75
F 10	Bowling Green (OT)	L	59-65
F 13	at Western Michigan	L	61-74
F 17	Ohio	W	72-71
F 20	at Central Michigan (OT)	W	72-70
F 24	Eastern Michigan	L	52-69
F 27	at Toledo	W	70-68
M 5	at Kent State	W	71-67

Kentucky Invitational, Lexington, Ky.
^ Music City Classic, Nashville, Tenn.

1988-89
(5-23; 1-15 MAC/9th)
Coach: Jerry Peirson

N 29	Indiana	L	70-87
D 2	vs. Louisiana Tech #	L	62-69
D 4	vs. E. Tennessee State #	L	78-79
D 7	Dayton	W	72-64
D 10	at Xavier	W	68-61
D 17	Cincinnati	W	70-62
D 20	at Dayton	L	62-72
D 28	at Tennessee ^	L	83-94
D 29	vs. Illinois State ^	W	61-58
J 4	at Eastern Michigan	W	86-74
J 7	at Western Michigan	L	68-76
J 11	Ohio	L	74-80
J 14	at Central Michigan	L	80-82
J 18	Bowling Green	F	65-42
J 21	at Toledo	F	54-52
J 28	at Kent State	F	70-63
F 1	Ball State	L	51-66
F 4	Western Michigan	L	79-81
F 8	at Ohio	F	83-82
F 11	Central Michigan	F	70-61
F 15	at Bowling Green	L	66-76
F 18	Toledo	F	84-55
F 22	at Davidson	F	65-63
F 25	Kent State	L	57-67
F 27	Butler	L	65-69
M 1	at Ball State	L	60-78
M 4	Eastern Michigan	F	99-87
M 10	vs. Eastern Michigan %	L	69-70

Carrier Classic, Syracuse, N.Y.
^ Volunteer Classic, Knoxville, Tenn.
% MAC Tournament, Toledo, Ohio
F—Win forfeited by Miami due to use of ineligible player (NCAA-sanctioned forfeit).

1989-90
(14-15; 9-7 MAC/3rd-tie)
Coach: Jerry Peirson

N 25	at Indiana	L	66-77
N 27	Nebraska	W	91-71
D 2	at Cincinnati	W	63-59
D 5	Eastern Kentucky	W	93-75
D 7	at Butler (OT)	L	78-81
D 9	Xavier	L	69-76
D 23	at Dayton	L	81-97
D 28	at Washington	L	64-80
D 30	at Eastern Washington	L	79-102
J 3	at Ohio	W	87-72
J 6	Central Michigan	W	83-69
J 10	at Bowling Green	W	96-76
J 13	Eastern Michigan	W	94-78
J 20	Kent State	W	72-61
J 22	at Evansville (2OT)	L	71-84
J 24	at Ball State	L	64-71
J 27	Toledo	L	66-71
J 31	Western Michigan	W	86-64
F 3	at Central Michigan	L	66-73
F 7	Bowling Green (OT)	W	93-91
F 10	at Eastern Michigan	L	55-62
F 17	at Kent State	L	56-86
F 19	Davidson	W	89-57
F 21	Ball State	L	73-79
F 24	at Toledo	L	74-85
F 28	at Western Michigan	W	82-77
M 3	Ohio	W	93-76
M 9	vs. Toledo #	W	108-80
M 10	vs. Central Michigan #	L	76-78

MAC Tournament, Detroit, Mich.

HISTORY

Year-By-Year Results

1990-91
(16-12; 10-6 MAC/2nd-tie)
Coach: Joby Wright

N 24	Evansville	L	82-93
N 29	Fairfield	W	103-78
D 1	Cincinnati	W	72-64
D 3	at Eastern Kentucky	L	75-80
D 6	Dayton	W	101-77
D 8	at Xavier	W	100-95
D 10	Eastern Washington	W	97-62
D 15	at Indiana State	L	53-72
D 22	at Nebraska	L	73-88
D 27	vs. Miami (FL) # (2OT)	W	101-99
D 28	vs. Ohio State #	L	67-85
J 2	Bowling Green (OT)	W	82-81
J 5	at Eastern Michigan	L	71-86
J 9	Toledo	W	95-80
J 12	at Kent State	W	76-66
J 16	Ball State	W	80-51
J 23	at Western Michigan	W	86-80
J 26	Ohio	W	70-57
J 30	at Central Michigan	W	78-74
F 2	Eastern Michigan	W	70-63
F 6	at Toledo	L	61-74
F 9	Kent State	W	72-54
F 13	at Ball State	L	68-71
F 20	Western Michigan	W	98-70
F 23	at Ohio	L	71-83
F 27	Central Michigan (OT)	L	85-86
M 2	at Bowling Green	L	79-91
M 8	vs. Toledo ^	L	59-70

Palm Beach Classic, W. Palm Beach, Fla.
^ MAC Tournament, Detroit, Mich.

1991-92
(23-8; 13-3 MAC/1st)
MAC CHAMPION
MAC TOURNAMENT CHAMPION
NCAA TOURNAMENT
Coach: Joby Wright

N 23	Earlham	W	93-45
N 26	at Ohio State	L	61-94
N 30	at Cincinnati	L	62-82
D 4	DePauw	W	66-44
D 7	Indiana State	W	77-61
D 12	at Dayton	W	59-47
D 14	Xavier	W	73-58
D 21	at Fairfield	W	75-66
D 27	vs. Illinois State #	W	63-51
D 28	at New Mexico #	L	55-63
J 8	at Toledo	W	69-39
J 11	Kent State	W	59-49
J 15	at Ball State	L	64-70
J 18	at Penn State	L	73-87
J 22	Western Michigan	W	59-53
J 25	at Ohio (3OT)	W	91-86
J 29	Central Michigan	W	99-81
F 1	at Bowling Green	L	47-53
F 5	Eastern Michigan	W	69-60
F 8	at Kent State	W	67-52
F 12	Ball State	L	43-44
F 19	at Western Michigan	W	64-63
F 22	Ohio	W	72-64
F 26	at Central Michigan	W	89-76
F 29	Bowling Green	W	67-39
M 4	at Eastern Michigan	W	73-63
M 7	Toledo	W	68-46
M 12	vs. Eastern Michigan ^	W	67-66
M 13	vs. Bowling Green ^	W	70-60
M 14	vs. Ball State ^	W	58-57
M 19	vs. North Carolina %	L	63-68

Lobo Invitational, Albuquerque, N.M.
^ MAC Tournament, Detroit, Mich.
% NCAA Midwest Regional, Cincinnati, Ohio

1992-93
(22-9; 14-4 MAC/1st-tie)
MAC CO-CHAMPION
NATIONAL INVITATION TOURNAMENT
Coach: Joby Wright

D 1	Thomas More	W	88-44
D 7	Penn State	W	81-68
D 9	Dayton	W	57-50
D 12	at Xavier	L	67-70
D 22	at Kentucky	L	49-65
D 30	at Wright State	W	75-68
J 6	Ball State	W	65-50
J 9	at Akron	W	51-46
J 13	at Western Michigan	L	52-69
J 16	Ohio	L	59-72
J 20	at Central Michigan	W	59-43
J 23	Bowling Green	W	82-57
J 27	at Eastern Michigan	W	69-62
J 30	Toledo	W	64-62
F 1	Cincinnati (OT)	L	68-74
F 3	at Kent State	W	69-55
F 6	Akron	W	58-46
F 10	Western Michigan	W	65-39
F 13	at Illinois State	W	65-55
F 14	at Ohio	W	59-54
F 17	Central Michigan	W	87-68
F 20	at Bowling Green	W	50-44
F 24	Eastern Michigan	L	55-59
F 27	at Toledo	W	63-57
M 3	Kent State	W	71-38
M 6	at Ball State	L	63-72
M 11	vs. Bowling Green #	W	63-50
M 12	vs. Western Michigan #	L	48-61
M 17	at Ohio State ^	W	56-53
M 22	Old Dominion ^	W	60-58
M 25	vs. Georgetown %	L	53-66

MAC Tournament, Columbus, Ohio
^ National Invitation Tournament
% NIT Quarterfinal, Fairfax, Va.

1993-94
(19-11; 12-6 MAC/2nd-tie)
NATIONAL INVITATION TOURNAMENT
Coach: Herb Sendek

N 27	Mt. Vernon Nazarene	W	108-68
D 3	vs. Idaho #	W	86-77
D 4	at San Francisco #	L	72-100
D 8	Wright State	W	87-53
D 11	Xavier	L	69-72
D 22	at Cincinnati	L	75-78
D 30	at Dayton (2OT)	W	99-93
J 5	Western Michigan	W	82-81
J 8	at Ohio	W	79-66
J 10	Loyola (IL)	W	70-47
J 12	Central Michigan	W	76-40
J 15	at Bowling Green	L	59-74
J 19	Eastern Michigan	W	87-76
J 22	at Toledo	W	79-72
J 26	Kent State	W	79-50
J 29	at Ball State	W	77-59
F 2	at Akron	L	68-72
F 5	Ohio	L	63-77
F 9	at Central Michigan	W	83-59
F 12	Bowling Green	W	84-81
F 16	at Eastern Michigan	L	65-73
F 20	Toledo	L	74-79
F 23	at Kent State	L	68-70
F 26	Ball State	W	77-64
M 2	Akron	W	70-60
M 5	at Western Michigan	W	70-63
M 8	Eastern Michigan ^	W	90-60
M 11	vs. Bowling Green %	W	61-59
M 12	vs. Ohio %	L	66-89
M 16	at Xavier $	L	68-80

Met Life Classic, San Francisco, Calif.
^ MAC Quarterfinal, Oxford
% MAC Semifinal, Columbus, Ohio
$ National Invitation Tournament

1994-95
(23-7; 16-2 MAC/1st)
MAC CHAMPION
NCAA TOURNAMENT
Coach: Herb Sendek

N 25	Heidelberg	W	93-69
N 30	at Xavier	L	70-89
D 5	Dayton	W	81-72
D 9	vs. Coastal Carolina #	W	69-62
D 10	at Indiana #	L	77-92
D 21	at New Hampshire	L	71-74
D 28	at Loyola (IL)	W	71-60
D 30	at Wright State	W	69-61
J 4	at Kent State	W	75-73
J 7	Ohio	W	64-55
J 11	at Toledo	W	67-61
J 14	Akron	W	74-52
J 18	at Western Michigan	L	63-80
J 21	Central Michigan	W	66-43
J 25	at Eastern Michigan	W	72-50
J 28	Ball State	W	77-62
F 1	at Bowling Green	W	49-45
F 4	at Ohio	W	80-69
F 8	Toledo	W	70-64
F 11	at Akron	W	82-36
F 15	Western Michigan	W	61-47
F 18	at Central Michigan	W	79-54
F 22	Eastern Michigan	W	88-68
F 25	at Ball State (OT)	L	57-61
M 1	Bowling Green	W	63-36
M 4	Kent State	W	68-55
M 7	Kent State ^	W	77-49
M 10	vs. Ball State %	L	61-66
M 16	vs. Arizona $	W	71-62
M 18	vs. Virginia $ (OT)	L	54-60

Indiana Classic, Bloomington, Ind.
^ MAC Quarterfinal, Oxford
% MAC Semifinal, Toledo, Ohio
$ NCAA Midwest Regional, Dayton, Ohio

1995-96
(21-8; 12-6 MAC/3rd)
NATIONAL INVITATION TOURNAMENT
Coach: Herb Sendek

N 25	at Eastern Kentucky	W	89-68
N 27	New Hampshire	W	90-64
N 29	vs. La Salle #	W	74-53
D 6	Xavier	W	85-71
D 11	Hiram	W	99-58
D 16	vs. Long Beach ^ (OT)	W	69-62
D 27	Wright State	W	105-86
D 30	at Dayton	W	79-56
J 3	Kent State	W	71-59
J 6	at Ohio	L	56-65
J 10	Toledo	L	42-43
J 13	at Akron	W	83-70
J 17	Western Michigan	W	62-61
J 20	at Central Michigan	W	88-72
J 24	Eastern Michigan	L	60-73
J 27	at Ball State	L	70-82
J 31	Bowling Green	W	80-64
F 3	Ohio	W	76-61
F 7	at Toledo	L	70-76
F 10	Akron	W	99-50
F 14	at Western Michigan	L	66-76
F 17	Central Michigan	W	78-54
F 21	at Eastern Michigan	W	75-68
F 24	Ball State	W	76-57
F 28	at Bowling Green	W	58-56
M 2	at Kent State	W	77-63
M 5	Bowling Green %	W	81-53
M 8	vs. Toledo $	L	55-75
M 13	at Fresno State @	L	57-58

Cleveland, Ohio
^ Las Vegas, Nevada
% MAC Quarterfinal, Oxford
$ MAC Semifinal, Toledo, Ohio
@ National Invitation Tournament

1996-97
(21-9; 13-5 MAC/1st-tie)
MAC CO-CHAMPION
MAC TOURNAMENT CHAMPION
NCAA TOURNAMENT
Coach: Charlie Coles

N 23	at Va. Commonwealth	W	69-66
N 30	at Xavier	L	71-92
D 4	Dayton	W	92-72
D 6	vs. Texas Southern #	L	63-67
D 7	vs. NE Louisiana #	W	65-49
D 10	Eastern Kentucky	W	91-40
D 14	at Wright State	W	89-58
J 4	Akron	W	84-51
J 8	at Kent State	W	64-57
J 10	at Cincinnati	L	61-91
J 13	Central Michigan	W	77-51
J 15	at Toledo	W	66-49
J 18	Ohio	W	78-63
J 22	at Bowling Green	L	80-83
J 25	Western Michigan	W	62-49
J 27	at Ball State	L	64-74
F 1	Kent State	W	73-60
F 6	at Eastern Michigan	L	77-82
F 8	at Central Michigan	L	75-86
F 12	Toledo	W	69-52
F 15	at Ohio	L	65-67
F 19	Bowling Green	W	64-59
F 22	at Western Michigan	W	56-55
F 24	Eastern Michigan	W	86-77
F 26	Ball State	W	83-72
M 1	at Akron	W	66-52
M 4	Kent State ^	W	75-65
M 7	vs. Western Michigan %	W	84-67
M 8	vs. Eastern Michigan %	W	96-76
M 14	vs. Clemson $	L	56-68

Dr. Pepper Invitational, Waco, Texas
^ MAC Quarterfinal, Oxford
% MAC Tournament, Toledo, Ohio
$ NCAA Midwest Regional, Kansas City, Mo.

1997-98
(17-12; 9-9 MAC/2nd-tie, East Division)
Coach: Charlie Coles

N 17	at Tennessee	L	74-75
N 22	at Dayton (2OT)	W	93-86
N 25	UW-Green Bay	W	64-46
D 2	IUPU-Indianapolis	W	102-75
D 6	Va. Commonwealth	W	85-75
D 9	Xavier	W	80-72
D 12	vs. LaSalle #	W	71-66
D 13	at Syracuse #	L	53-72
D 29	at Bowling Green	L	59-72
J 3	at Central Michigan	W	86-65
J 5	at Western Michigan	L	47-63
J 8	Eastern Michigan	W	72-64
J 10	Toledo	L	56-76
J 14	Akron	L	51-64
J 17	at Kent State	L	65-66
J 21	at Marshall	W	71-54
J 24	Ohio	W	73-58
J 29	at Toledo	L	50-63
J 31	at Eastern Michigan	L	67-71
F 5	Ball State	W	73-67
F 7	Northern Illinois (OT)	W	74-71
F 11	Kent State	L	52-58
F 14	at Akron	L	63-74
F 18	at Ohio	W	85-53
F 21	Marshall	W	71-60
F 25	Bowling Green	W	61-52
F 28	at Western Michigan ^	W	67-63
M 3	vs. Kent State %	W	64-59
M 4	vs. Eastern Michigan $	L	77-92

Carrier Classic, Syracuse, N.Y.
^ MAC Quarterfinal, Kalamazoo, Mich.
% MAC Semifinal, Toledo, Ohio
$ MAC Championship, Toledo, Ohio

1998-99
(24-8; 15-3 MAC/1st, East Division)
MAC CHAMPION
NCAA TOURNAMENT
SWEET SIXTEEN
Coach: Charlie Coles

N 13	at Notre Dame	W	76-65
N 19	Tennessee	W	68-62
N 22	Dayton	W	76-62
N 27	Boston University #	W	70-53
D 2	at Xavier	L	56-64
D 5	at UW-Green Bay	L	60-78
D 8	Marshall (OT)	W	81-79
D 12	at Central Michigan (OT)	W	81-69
D 22	vs. San Diego ^	W	58-52
D 23	at Fresno State ^	L	62-73
D 30	Northern Illinois	W	83-51
J 2	Western Michigan	W	80-62
J 5	at Eastern Michigan	W	73-49
J 8	at Buffalo	W	76-48
J 16	Akron	W	80-62
J 20	at Kent State	L	62-68
J 23	at Marshall	W	63-55
J 28	Bowling Green	W	83-72
F 1	Toledo	W	63-57
F 3	Ohio	W	69-54
F 6	at Western Michigan	W	70-69
F 10	at Ball State	W	61-56
F 13	Eastern Michigan	W	78-56
F 17	at Toledo	L	63-66
F 20	at Bowling Green	L	58-69
F 24	Kent State	W	73-60
F 27	Ball State %	W	69-43
M 2	vs. Bowling Green (OT) $	W	60-56
M 3	vs. Kent State @	L	43-49
M 12	vs. Washington &	W	59-58
M 14	vs. Utah &	W	66-58
M 19	vs. Kentucky *	L	43-58

Halifax, Nova Scotia, Canada
^ Coors Light Classic, Fresno, Calif.
% MAC Quarterfinal, Oxford, Ohio
$ MAC Semifinal, Toledo, Ohio
@ MAC Championship, Toledo, Ohio
& NCAA First and Second Round (Midwest Region), New Orleans, La.
* NCAA Midwest Regional, St. Louis, Mo.

Year-By-Year Results

1999-00
(15-15; 8-10 MAC/6th, East Division)
Coach: Charlie Coles

N 21	at Temple	L	47-60
N 24	at IUPU-Indianapolis	W	75-59
D 1	at Tennessee	L	59-78
D 4	at UW-Green Bay (OT)	L	58-67
D 8	Xavier	W	67-58
D 11	Notre Dame	W	71-55
D 18	Wright State	W	72-61
D 29	at Dayton	L	70-78
J 2	Kent State (OT)	L	57-61
J 5	at Central Michigan	W	60-55
J 8	Ohio	L	54-57
J 12	Ball State (3OT)	W	86-84
J 15	at Akron	W	55-48
J 17	Eastern Michigan	W	73-64
J 19	at Bowling Green	L	63-68
J 22	Buffalo	W	74-54
J 26	at Marshall	W	63-58
J 29	at Western Michigan	L	49-51
F 1	Toledo	L	61-71
F 6	at Northern Illinois	L	59-69
F 9	Akron	W	71-60
F 12	Bowling Green	L	60-66
F 19	at Ball State (OT)	L	57-60
F 21	at Ohio	L	65-68
F 23	Marshall	L	78-87
F 26	at Buffalo	W	67-58
M 1	at Eastern Michigan #	W	64-51
M 5	vs. Bowling Green (OT) ^	W	58-56
M 6	vs. Marshall %	W	69-63
M 8	vs. Ball State @	L	58-61

MAC First Round, Ypsilanti, Mich.
^ MAC Quarterfinal, Cleveland, Ohio
% MAC Semifinal, Cleveland, Ohio
@ MAC Championship, Cleveland, Ohio

2000-01
(17-16; 10-8 MAC/T-4th, East Division)
Coach: Charlie Coles

N 18	at Xavier	L	54-68
N 23	vs. Memphis #	L	59-60
N 24	vs. Old Dominion #	W	64-57
N 25	vs. Indiana State #	L	46-54
N 30	Temple	W	66-58
D 2	UW-Green Bay	W	56-42
D 6	Dayton	L	54-55
D 9	at Notre Dame	W	73-64
D 19	at Wright State	L	47-56
D 22	at George Mason	L	50-64
D 30	UNC-Wilmington	L	44-59
J 3	at Toledo	L	62-76
J 6	Marshall	W	71-54
J 10	Central Michigan	W	73-61
J 13	at Ohio (OT)	L	60-62
J 17	at Marshall	L	68-72
J 20	Buffalo	W	74-42
J 22	Western Michigan	W	77-50
J 24	Akron	L	46-56
J 27	Ball State	W	57-56
J 31	at Eastern Michigan	W	62-48
F 3	Bowling Green (OT)	L	63-67
F 7	at Kent State	W	48-45
F 11	at Ball State	W	66-53
F 14	Northern Illinois	W	57-46
F 17	at Akron	L	55-58
F 24	at Buffalo (OT)	L	61-66
F 28	Ohio	W	76-72
M 3	at Bowling Green	L	67-51
M 5	Akron ^	W	69-56
M 8	vs. Central Michigan %	W	65-56
M 9	vs. Ohio *	W	62-61
M 10	vs Kent State @	L	61-67

Puerto Rico Shootout, Bayamon, Puerto Rico
^ MAC First Round, Oxford, Ohio
% MAC Quarterfinal, Cleveland, Ohio
* MAC Semifinal, Cleveland, Ohio
@ MAC Championship, Cleveland, Ohio

2001-02
(13-18; 9-9 MAC/4th, East Division)
Coach: Charlie Coles

N17	at UNC Wilmington	L	42-50
N19	George Mason	W	70-65
N28	Xavier	L	58-87
D1	Wright State	W	67-61
D3	at Evansville (OT)	L	63-67
D8	Notre Dame	L	69-70
D16	at USC	L	55-59
D20	vs. Boston College #	W	73-67
D21	vs. Georgia #	L	59-64
D22	vs. Iona #	L	51-57
D29	at Dayton	L	23-60
J2	at Western Michigan (OT)	L	63-69
J5	at Central Michigan (2OT)	W	100-94
J9	Marshall	W	80-65
J12	Akron	W	50-48
J16	Eastern Michigan	W	72-56
J19	at Ohio	L	61-85
J22	at Northern Illinois	L	70-78
J26	Ball State	W	80-77
F2	at Bowling Green	L	61-64
F6	at Buffalo	W	66-52
F9	Toledo	W	64-54
F11	Ohio	W	79-55
F14	at Marshall	L	74-82
F16	at Kent State	L	57-73
F20	Bowling Green	L	50-65
F23	at Ball State	L	58-74
F25	Buffalo	W	78-68
M2	Kent State	L	67-70
M4	Buffalo ^	W	71-60
M7	vs. Ball State %	L	50-62

in Honolulu, Hawai'i
^ MAC First Round, Oxford, Ohio
% MAC Quarterfinal, Cleveland, Ohio

2002-03
(13-15; 11-7 MAC/2nd, East Division)
Coach: Charlie Coles

N 22	at Purdue	L	46-73
N 24	at Maryland	L	49-64
N 27	Ohio Dominican	W	65-39
N 30	at Wright State	L	48-51
D 4	Dayton	W	78-63
D 7	Western Michigan	W	44-39
D 9	at Xavier	L	58-68
D 14	Butler	L	42-59
D 28	vs. Cincinnati	L	54-66
D 30	Evansville	L	58-66
J 4	Central Michigan	W	71-62
J 8	Kent State	L	52-60
J 14	at Toledo	L	51-61
J 18	at Ohio	W	77-65
J 20	Akron	W	74-59
J 25	Ball State	W	58-56
J 29	at Eastern Michigan	W	73-58
F 1	Buffalo	W	57-55
F 3	at Kent State	L	60-70
F 9	at Ball State	L	70-78
F 15	Marshall	W	69-49
F 20	at Akron	W	55-53
F 22	at Buffalo	W	63-35
F 25	Northern Illinois	W	59-56
M 1	at Bowling Green	L	48-51
M 5	Ohio	L	56-64
M 8	at Marshall	L	51-58
M 13	vs. Ohio# (OT)	L	55-65

MAC Quarterfinal, Cleveland, Ohio

2003-04
(18-11; 12-6 MAC/2nd, East Division)
Coach: Charlie Coles

N 21	at Liberty	W	71-55
N 28	Ohio Dominican	W	67-59
D 3	at Dayton	L	61-67
D 6	at Western Michigan	L	38-61
D 9	Xavier	L	36-55
D 11	Wright State	W	76-61
D 20	vs. Southern Methodist #	L	55-66
D 21	vs. IPFW #	W	63-52
D 27	at Cincinnati	L	63-83
J 7	at Buffalo	W	72-62
J 10	Akron	W	68-60
J 14	Kent State	W	74-65
J 17	Ball State	L	50-56
J 21	at Central Michigan	W	80-70
J 24	Eastern Michigan	W	74-46
J 28	at Marshall (OT)	W	51-48
F 2	at Ohio (OT)	L	64-67
F 4	Bowling Green	W	66-60
F 7	Toledo	W	61-57
F 11	at Akron	L	44-48
F 16	at Ball State	W	62-55
F 18	Ohio (OT)	W	64-63
F 21	SMS^	W	75-66
F 25	at Northern Illinois	L	54-62
F 28	Buffalo	L	73-87
M 3	at Kent State	W	59-57
M 6	Marshall	W	74-70
M 11	vs. Ball State %	W	72-67
M 12	vs. Kent State @	L	56-66

in West Lafayette, Ind.
^ ESPN Bracket Buster
% MAC Quarterfinal, Cleveland, Ohio
@ MAC Semifinal, Cleveland, Ohio

2004-05
(19-11; 12-6 MAC/1st, East Division)
MAC CHAMPIONS
NATIONAL INVITATION TOURNAMENT
Coach: Charlie Coles

N 19	Purdue	W	81-71
N 22	at Xavier	W	66-54
N 27	at Butler	L	48-61
N 29	Findlay	W	79-66
D 4	Ball State (OT)	W	83-75
D 8	at Wright State (OT)	W	59-54
D 19	at SMS	L	63-69
D 21	Liberty	W	88-44
D 27	at Cincinnati	L	53-77
J 5	Northern Illinois	W	64-59
J 8	at Kent State	L	49-68
J 12	Central Michigan	W	71-61
J 15	at Buffalo	L	56-67
J 19	at Eastern Michigan	W	83-73
J 22	Ohio	W	59-57
J 26	Western Michigan	W	85-60
J 30	Akron	W	74-63
F 3	at Toledo	W	76-64
F 5	Buffalo (OT)	W	77-74
F 9	at Ball State	W	54-52
F 12	at Ohio	L	57-61
F 15	Marshall	W	59-51
F 19	Wichita State#	W	65-58
F 23	at Akron (OT)	L	49-55
F 27	at Bowling Green	L	56-57
M 2	Kent State	W	70-45
M 5	at Marshall	L	47-54
M 10	vs Bowling Green ^	W	85-65
M 11	vs Ohio %	L	56-63
M 16	TCU @	L	58-60

ESPN BracketBuster
^ MAC Quarterfinal, Cleveland, Ohio
% MAC Semifinal, Cleveland, Ohio
@ National Invitation Tournament, Oxford, Ohio

2005-06
(18-11; 14-4 MAC/t-2nd, East Division)
NATIONAL INVITATION TOURNAMENT
Coach: Charlie Coles

N 15	at Alabama%	L	58-64
N 21	Dayton	W	58-42
N 30	Wright State	W	54-46
D 4	at Central Michigan	W	75-62
D 6	at Oakland	W	78-66
D 11	Xavier	L	65-75
D 20	at Wichita State	L	46-55
D 22	at Michigan	L	80-87
D 28	vs. Cincinnati	L	65-75
J 3	at Northern Illinois	W	58-56
J 7	Eastern Michigan (OT)	W	64-59
J 11	Central Michigan	W	66-49
J 14	at Ball State	W	59-55
J 18	Toledo	W	58-49
J 21	at Western Michigan	L	50-59
J 24	Kent State	L	46-53
J 26	at Akron	L	45-52
J 29	at Ohio	W	73-59
F 1	Bowling Green	W	77-60
F 4	at Buffalo	W	81-74
F 12	Ball State (2OT)	W	67-63
F 15	Ohio	W	65-54
F 18	Illinois State #	W	51-49
F 22	Akron	W	63-60
F 25	at Kent State	L	63-70
M 1	at Bowling Green	W	73-59
M 4	Buffalo	W	74-65
M 9	vs. Ohio^	L	58-73
M 14	at Butler@	L	52-53

%NIT Season Tipoff
ESPN BracketBuster
^ MAC Quarterfinal, Cleveland, Ohio
@ National Invitation Tournament, Indianapolis

2006-07
(18-15; 10-6 MAC/3rd, East Division)
MAC TOURNAMENT CHAMPION
NCAA TOURNAMENT
Coach: Charlie Coles

N 11	Wright State	L	56-57
N 15	at Kentucky	L	46-57
N 17	Florida A&M	W	52-33
N 21	UIC	W	72-61
N 24	vs. Illinois #	L	49-51
N 25	vs. Rutgers #	W	57-44
N 29	at Xavier	L	53-68
D 5	at Illinois State	L	40-64
D 7	Michigan	L	56-62
D 10	Oakland	W	72-46
D 20	at Dayton	L	54-56
D 27	at Cincinnati	L	52-60
J 7	Kent State	W	65-63
J 11	at Akron	L	52-54
J 14	at Buffalo	L	51-68
J 17	Bowling Green	W	66-60
J 21	Ohio (OT)	W	72-69
J 24	at Central Michigan	W	72-52
J 27	at Toledo	L	56-61
J 30	Northern Illinois	W	62-59
F 3	Western Michigan	W	62-59
F 7	at Eastern Michigan	W	74-64
F 10	Ball State	W	66-44
F 14	at Kent State	L	45-61
F 17	at Indiana State $	W	70-58
F 21	Akron (OT)	W	64-62
F 24	Buffalo	W	80-68
M 1	at Ohio	L	45-52
M 4	at Bowling Green	L	64-68
M 8	vs. Ohio ^	W	70-51
M 9	vs. Toledo @	W	58-53
M 10	vs. Akron *	W	53-52
M 16	vs. Oregon %	L	56-58

Chicago Invitational (Hoffman Estates, Ill.)
$ ESPNU BracketBuster
^ MAC Quarterfinal, Cleveland, Ohio
@ MAC Semifinal, Cleveland, Ohio
* MAC Championship, Cleveland, Ohio
% NCAA Midwest Regional, Spokane, Wash.

2007-08
(17-16; 9-7 MAC/T-3rd, East Division)
COLLEGE BASKETBALL INVITATIONAL
Coach: Charlie Coles

N 13	Xavier	W	59-57
N 22	vs South Alabama#	W	64-59
N 23	vs Southern California#	L	53-57
N 25	vs Mississippi State#	W	67-60
N 28	Dayton	L	62-63
D 1	at Louisville	L	44-47
D 4	Indiana State	W	74-58
D 15	at Wright State	L	57-58
D 18	Chicago State	W	74-68
D 20	at Illinois (OT)	W	61-58
D 22	at Kansas	L	54-78
D 29	at Cincinnati	L	50-56
J 05	at Akron	L	54-69
J 12	at Ohio	L	63-72
J 17	Kent State	L	62-74
J 20	Buffalo	W	64-57
J 23	at Bowling Green	L	52-55
J 26	Eastern Michigan	W	65-52
J 30	at Northern Illinois	W	66-51
F 2	at Ball State	W	66-54
F 6	Toledo	W	76-47
F 9	Central Michigan	W	68-64
F 12	at Western Michigan (2OT)	L	75-78
F 16	at Buffalo	W	64-55
F 19	Akron	L	52-56
F 23	at Valparaiso$ (2OT)	L	94-99
M 1	Ohio	W	73-49
M 4	at Kent State	L	39-50
M 9	Bowling Green	W	75-59
M 12	vs Buffalo*	W	69-68
M 13	vs Ohio^	W	74-61
M 14	vs Kent State@	L	47-49
M 19	at Tulsa%	L	45-61

Anaheim Classic (Anaheim, Calif.)
$ ESPNU BracketBuster
* MAC First Round, Cleveland, Ohio
^ MAC Quarterfinal, Cleveland, Ohio
@ MAC Semifinal, Cleveland, Ohio
% CBI, Tulsa, Okla.

HISTORY

Year-By-Year Results

2008-09
(17-13; 10-6 MAC/T-3rd, East Division)
Coach: Charlie Coles

N 12	vs Weber State#	W	70-66
N 13	at UCLA#	L	59-64
N 17	at Pittsburgh	L	53-82
N 24	at Wright State	W	55-37
N 29	at Xavier	L	53-60
D 3	at Temple	W	68-52
D 6	Northwestern State	W	94-66
D 11	UW-Milwaukee	W	69-45
D 13	Valparaiso	W	62-50
D 20	at West Virginia	L	46-82
D 30	at Northwestern State	W	69-68
J 6	at Dayton	L	40-45
J 10	Akron (OT)	W	64-51
J 14	Ohio	L	62-66
J 17	at Kent State	W	66-55
J 20	at Bowling Green	W	67-60
J 24	Buffalo	L	64-76
J 28	Northern Illinois	W	80-52
J 31	at Eastern Michigan	W	66-51
F 4	Ball State	W	59-41
F 7	at Toledo	W	53-40
F 10	at Central Michigan	L	55-57
F 14	Western Michigan	W	64-46
F 18	at Akron	L	44-53
F 21	at Evansville$	L	61-75
F 26	at Ohio	L	56-75
M 1	Kent State	W	68-63
M 5	Bowling Green (OT)	W	50-45
M 8	at Buffalo (OT)	L	67-70
M 12	vs Akron^	L	63-73

Coaches vs. Cancer Classic (Los Angeles, Calif.)
$ ESPNU BracketBuster
^ MAC Quarterfinal, Cleveland, Ohio

2009-10
(14-18; 9-7 MAC/T-3rd, East Division)
Coach: Charlie Coles

N 13	at Towson	L	71-82
N 16	at Kentucky	L	70-72
N 20	vs. Louisiana Tech#	L	62-74
N 21	vs. Nicholls State#	W	69-58
N 22	at New Mexico#	L	60-85
N 28	Evansville	W	82-58
D 2	Dayton	L	58-65
D 8	Temple	L	42-64
D 10	at Cincinnati*	L	59-63
D 13	Wright State	W	56-55
D 19	at Milwaukee	L	61-68
D 23	at Xavier	L	67-70
J 5	at Colorado	L	65-67
J 9	at Buffalo	L	55-73
J 12	Kent State (OT)	W	55-53
J 16	Ohio	W	79-67
J 20	at Akron	L	49-69
J 23	Bowling Green	W	64-52
J 26	at Ball State (2OT)	L	59-65
J 28	Central Michigan	W	64-51
J 30	Eastern Michigan	W	61-51
F 4	at Western Michigan	W	56-54
F 6	at Northern Illinois	W	74-69
F 10	Toledo	W	55-47
F 14	at Bowling Green	L	64-67
F 17	Akron	L	56-61
F 20	Southeast Missouri State$	W	69-53
F 24	at Ohio	L	68-70
F 27	at Kent State	L	58-66
M 4	Buffalo	W	73-62
M 11	vs. Buffalo^	W	73-59
M 12	vs Ohio^	L	42-54

World Vision Classic (Albuquerque, N.M.)
* Game played at U.S. Bank Arena
$ ESPNU BracketBuster
^ MAC Quarterfinal, Cleveland, Ohio
@ MAC Semifinal, Cleveland, Ohio

2010-11
(16-17; 11-5 MAC/2nd, East Division)
COLLEGE BASKETBALL INVITATIONAL
Coach: Charlie Coles

N 12	Towson	W	60-57
N 16	at Duke	L	45-79
N 20	IUPUI#	W	59-58
N 21	Green Bay#	L	65-69
N 22	San Diego State#	L	56-77
N 26	at Ohio State	L	45-66
D 1	Xavier	W	75-64
D 4	at Dayton	L	58-70
D 7	Saginaw Valley	W	76-57
D 11	Troy	W	80-73
D 18	at Wright State	L	51-66
D 21	Cincinnati	L	48-64
D 30	at Belmont	L	72-83
J 2	at Kansas	L	56-83
J 9	at Ohio (3OT)	W	92-88
J 13	Buffalo	W	70-67
J 16	at Bowling Green	L	53-62
J 19	Akron	W	84-76
J 23	at Kent State	L	57-78
J 27	at Central Michigan	W	68-58
J 29	Western Michigan (OT)	L	68-73
F 1	Ball State	W	89-75
F 5	at Eastern Michigan	W	58-56
F 9	Northern Illinois	W	84-72
F 12	at Toledo	W	68-66
F 16	Kent State (OT)	W	86-80
F 19	at James Madison$	L	69-70
F 23	at Akron	L	55-72
F 26	Bowling Green	W	84-77
M 2	at Buffalo	L	49-59
M 4	Ohio	W	76-66
M 10	vs Akron (2OT)^	L	75-82
M 16	at Rhode Island@	L	59-76

CBE Classic Sub-Regional (Oxford, Ohio)
$ ESPNU BracketBuster
^ MAC Quarterfinal, Cleveland, Ohio
@ CBI First Round, Kingston, R.I.

2011-12
(9-21; 5-11 MAC/6th, East Division)
Coach: Charlie Coles

N 15	Dayton (OT)	W	72-67
N 18	at Xavier	L	60-66
N 21	at Saginaw Valley	W	71-61
N 26	at Southeast Missouri	L	57-64
N 29	at Cincinnati	L	47-56
D 3	at Troy	L	60-73
D 10	Wright State	L	49-51
D 17	Belmont	W	66-61
D 20	Evansville	L	75-77
D 22	at Ohio State	L	40-69
D 29	William & Mary	W	73-69
J 2	at Vanderbilt	L	62-69
J 7	Akron	L	60-65
J 11	at Kent State	L	67-71
J 14	Buffalo	W	52-51
J 18	Bowling Green	L	57-65
J 21	at Ohio	L	65-69
J 25	Toledo	L	61-63
J 28	at Western Michigan	L	64-73
F 1	Eastern Michigan (OT)	W	62-57
F 4	at Ball State	W	59-53
F 8	at Northern Illinois	L	59-62
F 11	Central Michigan	W	69-50
F 15	at Akron	L	59-74
F 19	Tennessee State$	L	61-68
F 21	Kent State	W	62-60
F 25	at Buffalo	L	74-84
F 29	at Bowling Green	L	51-56
M 3	Ohio	L	54-63
M 5	at Toledo^	L	

53-60 $ ESPNU BracketBuster
^ MAC First Round, Toledo, Ohio

2012-13
(9-22; 3-13 MAC/6th, East Division)
Coach: John Cooper

N 9	at NC State	L	59-97
N 13	Grambling State	W	80-54
N 18	at Louisville	L	39-80
N 21	at William & Mary	W	72-59
N 24	James Madison	W	76-58
D 1	at IPFW	L	56-57
D 5	at Evansville	L	68-94
D 8	at Dayton	L	61-83
D 19	at Wright State	L	59-67
D 22	Illinois-Chicago	W	82-70
D 30	Wilmington College	W	84-67
J 2	Massachusetts	L	69-70
J 9	Northern Illinois	L	61-72
J 12	at Buffalo	W	58-57
J 16	Bowling Green	W	63-60
J 19	at Eastern Michigan	L	58-65
J 23	Ohio	L	62-74
J 26	Ball State	L	62-82
J 30	Western Michigan	L	68-72
F 2	at Central Michigan	W	70-61
F 6	at Toledo	L	64-65
F 9	Akron	L	50-54
F 13	at Kent State	L	70-87
F 16	Buffalo	L	71-79
F 23	at Southern Illinois (OT)$	L	68-74
F 27	at Bowling Green	L	44-52
M 2	Kent State	L	58-78
M 5	at Akron	L	58-72
M 9	at Ohio	L	54-58
M 11	at Bowling Green^	W	63-52
M 13	vs. Eastern Michigan@	L	47-58

$ ESPNU BracketBuster
^ MAC First Round, Bowling Green, Ohio
@ MAC Second Round, Cleveland, Ohio

2013-14
(13-18; 8-10 MAC/4th, East Division)
Coach: John Cooper

N8	at Notre Dame	L	62-74
N12	at Arizona State	L	54-90
N20	at Xavier	L	51-77
N23	WILMINGTON	L	63-65
D3	IPFW	W	94-87
D7	at Evansville	L	65-78
D15	WRIGHT STATE	W	59-56
D18	at Kansas City	L	55-69
D21	at Tennessee State	W	79-64
D29	SOUTHERN ILLINOIS	W	67-65
J4	at Massachusetts	L	65-73
J8	at Central Michigan	W	77-70
J11	WESTERN MICHIGAN (OT)	L	77-78
J15	at Akron	L	52-59
J18	at Ball State	W	64-52
J22	CENTRAL MICHIGAN	W	86-80
J25	at Bowling Green	W	70-65
J29	TOLEDO	L	70-83
F1	EASTERN MICHIGAN	W	65-61
F4	at Northern Illinois	L	41-53
F8	at Ohio	L	75-82
F12	BUFFALO	L	62-75
F15	at Western Michigan	L	57-68
F19	KENT STATE	L	63-75
F23	BOWLING GREEN	W	55-52
F26	AKRON	W	65-61
M1	at Buffalo	L	55-78
M4	at Kent State	W	73-61
M8	OHIO (OT)	L	76-82
M10	KENT STATE^	W	71-64
M12	vs Ohio@	L	55-63

^ MAC First Round, Oxford, Ohio
@ MAC Second Round, Cleveland, Ohio

2014-15
(13-19; 8-10 MAC/5th, East Division)
Coach: John Cooper

N16	SOUTHERN UTAH	W	76-63
N19	EVANSVILLE	L	50-69
N22	LIBERTY$	W	63-52
N25	vs Northwestern&	L	46-55
N26	vs Virginia Tech&	L	63-78
N30	ELON$	L	68-70
D3	DAYTON	L	62-66
D6	at IPFW	L	78-86
D14	at Wright State	L	59-68
D17	LONGWOOD	W	71-60
D22	at Ohio State	L	55-93
D29	CAPITAL	W	69-46
J3	UMKC	W	66-61
J7	BUFFALO	L	72-79
J1	EASTERN MICHIGAN (OT)	W	82-81
J14	at Central Michigan	L	77-105
J17	at Buffalo	L	68-77
J21	WESTERN MICHIGAN	L	58-69
J24	at Northern Illinois	W	60-55
J27	at Toledo	L	65-70
J31	BALL STATE	W	79-73
F4	NORTHERN ILLINOIS	L	67-69
F7	at Kent State	L	60-61
F10	at Eastern Michigan	L	69-83
F14	OHIO	W	77-66
F18	at Bowling Green	W	67-56
F21	at Akron (OT)	W	57-52
F24	KENT STATE (OT)	W	86-81
F28	BOWLING GREEN	L	57-62
M3	AKRON	W	70-63
M6	at Ohio	L	65-95
M9	at Eastern Michigan (OT)^	L	61-62

$ Cancun Challenge, Oxford, Ohio
& Cancun Challenge, Cancun, Mexico
^ MAC First Round, Ypsilanti, Mich.

2015-16
(13-20; 6-12 MAC/5th, East Division)
Coach: John Cooper

N13	at Xavier	L	72-81
N17	KENYON	W	68-47
N20	LIPSCOMB&	W	70-68
N21	FLORIDA ATLANTIC&	L	69-75
N22	NORTHEASTERN&	W	67-61
N24	IPFW	L	53-57
N28	UCF	W	64-63
D5	at IUPUI	L	64-78
D13	WRIGHT STATE	W	72-67
D15	JACKSON STATE	W	64-53
D18	at Tennessee State	L	64-77
D22	at Dayton	L	63-64
J2	SOUTH CAROLINA STATE	L	67-71
J6	at Bowling Green	L	62-73
J9	TOLEDO	L	76-84
J12	at Kent State	L	68-76
J16	at Ball State	L	46-48
J19	BUFFALO	L	60-77
J23	at Akron	L	46-75
J26	CENTRAL MICHIGAN	L	51-68
J30	NORTHERN ILLINOIS	W	72-59
F2	at Eastern Michigan	L	69-94
F6	BOWLING GREEN	W	55-51
F9	at Western Michigan	W	45-44
F13	at Toledo	L	49-93
F16	BALL STATE	L	56-73
F20	at Ohio	L	64-76
F23	AKRON	W	77-64
F27	KENT STATE	W	74-65
M1	at Buffalo	W	67-59
M4	OHIO	L	65-67
M7	at Ball State^	W	49-47
M10	vs. Buffalo@	L	81-94

& Men Against Breast Cancer Challenge, Oxford, Ohio
^ MAC First Round, Muncie, Ind.
@ MAC Quarterfinals, Cleveland, Ohio

2016-17
(11-21; 6-12 MAC/5th, East Division)
Coach: John Cooper

N11	MUSKINGUM	W	84-57
N15	at Wright State	L	87-89
N18	DELAWARE&	L	66-68
N19	AUSTIN PEAY&	W	76-70
N20	NORTHERN KENTUCKY&	L	70-79
N26	WESTERN ILLINOIS	W	81-72
N30	GRAMBLING STATE (OT)	W	78-76
D3	at Fort Wayne	L	71-87
D6	at Missouri	L	55-81
D10	IUPUI	W	71-68
D18	at UCF (OT)	L	73-80
D22	TENNESSEE TECH	W	66-58
D29	OLIVET COLLEGE	W	89-69
J3	NORTHERN ILLINOIS	W	69-67
J7	at Toledo	L	76-91
J10	at Ball State	L	74-85
J14	AKRON	L	70-74
J17	at Northern Illinois	L	58-62
J21	at Central Michigan	L	92-101
J24	BUFFALO	W	75-74
J28	EASTERN MICHIGAN	L	57-74
J31	at Bowling Green	L	72-83
F4	KENT STATE	L	62-66
F7	WESTERN MICHIGAN	L	55-72
F11	CENTRAL MICHIGAN	W	81-76
F14	at Kent State	L	72-76
F18	at Buffalo	L	58-71
F21	OHIO	L	62-79
F25	BOWLING GREEN	L	54-70
F28	at Akron	W	79-75
M3	at Ohio	L	55-69
M6	at Western Michigan^	L	61-65

& Tarkett Sports Classic, Oxford, Ohio
^ MAC First Round, Kalamazoo, Mich.

Year-By-Year Results

2017-18
(16-18; 8-10 MAC/3rd, East Division)
Coach: Jack Owens

N10	at Fordham	W	55-54
N14	WRIGHT STATE (OT)	W	73-67
N17	vs. LIU Brooklyn &	W	78-74
N19	vs. Hartford &	L	58-68
N22	at Tulane	L	59-80
N26	at Austin Peay	L	61-86
N29	MIDWAY	W	123-40
D2	at Western Illinois (2OT)	W	76-73
D5	at Missouri	L	51-70
D9	FORT WAYNE	W	81-73
D17	RIO GRANDE	W	109-70
D21	at DePaul	L	66-83
D30	at Ohio State	L	59-72
J2	at Bowling Green	W	77-72
J6	WESTERN MICHIGAN	L	62-67
J9	KENT STATE	W	80-69
J13	at Buffalo	L	66-82
J16	BOWLING GREEN	L	70-81
J20	BALL STATE	W	71-53
J23	at Central Michigan	W	70-61
J27	EASTERN MICHIGAN	L	48-58
J30	AKRON	W	79-64
F3	at Northern Illinois	W	81-65
F6	at Western Michigan	L	64-68
F9	TOLEDO	L	67-73
F13	at Eastern Michigan	L	57-58
F16	at Ohio (OT)	L	87-92
F20	BUFFALO	W	84-81
F24	at Akron (OT)	W	64-62
F27	at Kent State (OT)	L	83-90
M2	OHIO	L	66-75
M5	OHIO ^	W	68-55
M8	at Toledo %	L	69-71
M14	at Campbell #	L	87-97

& Jamaica Classic, Montego Bay, Jamaica
^ MAC First Round, Oxford, Ohio
% MAC Quarterfinals, Cleveland, Ohio
# CBI First Round, Buies Creek, N.C.

2018-19
(15-17; 7-11 MAC/5th, East Division)
Coach: Jack Owens

N10	at Butler	L	68-90
N12	MIDWAY	W	91-42
N16	vs. North Dakota State &	W	89-78
N17	vs. Montana &	L	71-73
N18	vs. Pepperdine &	L	80-86
N24	ARMY WEST POINT	W	85-55
N28	at Xavier	L	55-82
D1	WILBERFORCE	W	88-57
D5	at Wright State	W	65-62
D8	PURDUE FORT WAYNE	W	85-79
D16	at Northern Kentucky	L	66-72
D20	SOUTH CAROLINA STATE	W	79-55
D30	EVANSVILLE	W	70-67
J5	CENTRAL MICHIGAN	L	77-84
J8	NORTHERN ILLINOIS	L	70-83
J12	at Buffalo	L	64-88
J15	at Toledo	L	59-71
J19	AKRON	W	68-61
J22	at Ball State	W	71-65
J26	BOWLING GREEN	W	67-53
J29	TOLEDO	L	63-66
F2	at Eastern Michigan	W	59-48
F5	at Kent State	L	67-70
F9	OHIO	W	79-59
F16	at Western Michigan (OT)	L	79-84
F19	BALL STATE	W	69-66
F23	at Akron	L	58-70
F26	at Bowling Green	W	82-69
M1	BUFFALO	L	69-77
M5	KENT STATE	L	66-75
M8	at Ohio	L	57-66
M11	at Akron ^	L	51-80

& Islands of the Bahamas, Nassau Bahamas
^ MAC First Round, Akron, Ohio

2019-20
(13-19; 5-13 MAC/6th, East Division)
Coach: Jack Owens

N9	WRIGHT STATE	L	81-88
N13	at Purdue Fort Wayne	W	84-80
N16	ALABAMA A&M	W	79-63
N20	CENTRAL STATE	W	80-45
N25	vs. Drake&	W	67-59
N26	vs. South Alabama&	L	71-82
N27	vs. Wright State	L	66-71
D3	NORTHERN KENTUCKY	L	54-76
D7	at Evansville	L	87-101
D15	MISSISSIPPI VALLEY STATE	W	79-67
D18	at Louisville	L	46-70
D21	BRADLEY	W	71-55
D30	WILBERFORCE	W	119-52
J4	at Central Michigan	L	82-93
J7	at Bowling Green	L	76-78
J10	BUFFALO	L	78-83
J14	KENT STATE	W	77-74
J18	at Ball State	L	62-71
J21	AKRON	L	60-81
J25	EASTERN MICHIGAN	W	73-68
F1	at Northern Illinois	L	55-70
F4	WESTERN MICHIGAN	L	60-64
F8	at Ohio	L	46-77
F11	at Toledo	L	57-65
F15	NORTHERN ILLINOIS	W	65-60
F22	at Akron	L	65-75
F25	at Kent State	L	61-74
F27	CENTRAL MICHIGAN	W	76-57
F29	BOWLING GREEN	W	73-55
M3	at Buffalo	L	69-75
M6	OHIO	L	65-67
M9	at Buffalo ^	W	85-79

& Gulf Coast Showcase, Ft. Myers, Fla.
^ MAC First Round, Buffalo, N.Y.
Remainder of postseason cancelled due to COVID-19

2020-21
(12-11; 9-8 MAC/7th)
Coach: Jack Owens

N25	NORTH DAKOTA	W	81-67
D5	at Wright State	L	47-71
D9	WESTERN ILLINOIS &	W	67-57
D11	Mount St. Joseph &	W	79-64
D15	BUFFALO*	L	62-90
D19	at Bradley	L	68-69
J9	NORTHERN ILLINOIS*	W	70-58
J12	at Ohio*	L	61-78
J19	BALL STATE*	W	81-71
J21	BOWLING GREEN*	W	96-77
J23	at Eastern Michigan*	W	85-63
J26	TOLEDO*	L	81-90
J30	WESTERN MICHIGAN*	W	65-56
F2	at Kent State*	L	68-77
F6	at Buffalo*	L	64-88
F12	AKRON*	L	76-83
F16	at Toledo*	L	75-87
F20	at Northern Illinois*	W	69-64
F23	at Central Michigan*	W	96-54
F25	at Western Michigan*	W	74-66
F27	KENT STATE*	L	51-64
M2	at Bowling Green* (OT)	W	84-79
M11	vs. Buffalo^	L	63-74

& Miami Invitational (Oxford, Ohio)
^ MAC Quarterfinals, Cleveland, Ohio

2021-22
(12-11; 9-8 MAC/7th)
Coach: Jack Owens

N9	at Georgia Tech	W	72-69
N13	LAMAR	W	104-75
N17	STETSON	W	80-65
N20	HEIDELBERG	W	90-45
N23	DEFIANCE	W	99-47
N27	at Western Illinois	L	67-79
D1	CINCINNATI	L	58-59
D4	at Indiana State	L	68-69
D14	at Clemson	L	76-89
D18	BELLARMINE	L	68-77
D21	SPALDING	W	80-56
D29	at Buffalo*	W	91-81
J8	at Bowling Green* (OT)	L	83-87
J11	TOLEDO*	L	72-75
J15	at Western Michigan*	W	70-62
J18	OHIO*	L	63-86
J22	NORTHERN ILLINOIS* (OT)	W	85-82
J25	at Ball State*	L	64-81
J29	at Eastern Michigan*	L	75-85
F1	KENT STATE*	L	65-78
F4	at Akron*	L	55-66
F6	AKRON*	L	59-71
F8	WESTERN MICHIGAN*	W	62-57
F12	BOWLING GREEN*	W	94-78
F15	at Ohio*	L	78-91
F19	at Northern Illinois*	W	78-75
F22	BUFFALO*	L	84-86
F24	CENTRAL MICHIGAN*	L	69-83
F26	at Toledo*	L	73-88
M1	at Central Michigan*	W	75-61
M4	EASTERN MICHIGAN*	W	76-63
M10	vs. Kent State^	L	75-85

^ MAC Quarterfinals, Cleveland, Ohio

Miami's MAC Championships

1952	1953	1955
1957	1958	1959
1965	1966	1969
1971	1973	1977
1978	1984	1986
1992	1993	1995
1997	1999	2005

HISTORY

All-Time Records vs. Opponents

OPPONENT	W	L
Akron	32	36
Alabama	0	2
Alabama A&M	1	0
Antioch	2	1
Arizona	2	0
Arizona State	2	1
Arkansas State	1	0
Army West Point	1	0
Ashland	3	0
Austin Peay	1	1
Baldwin-Wallace	1	0
Ball State	66	42
Bellarmine	1	1
Belmont	1	1
Beloit	0	1
Bluffton	1	0
Boston College	1	1
Boston University	1	0
Bowling Green	89	59
Bradley	1	1
Brooklyn	1	0
Brown	1	0
Buffalo	27	26
Butler	1	12
UC Irvine	1	0
UCLA	0	1
UC Santa Barbara	1	0
Campbell	0	1
Canisius	0	3
Capital	5	1
Case	1	1
Cedarville	1	0
UCF	1	1
Central Michigan	56	23
Central State	2	0
Centre	3	1
Chicago State	1	0
Cincinnati	52	95
City College of New York	0	1
Clemson	0	2
Cleveland State	5	0
Coastal Carolina	1	0
Colorado	0	1
Concordia	0	1
Cornell	0	1
Creighton	1	0
Davidson	3	2
Dayton	61	71
Defiance	3	0
Delaware	0	1
Denison	15	35
Denver	1	0
DePaul	3	5
DePauw	5	7
DeSales	0	1
Drake	1	1
Duke	0	1
Duquesne	0	4

OPPONENT	W	L
Earlham	11	10
East Carolina	0	1
East Tennessee State	0	1
Eastern Illinois	0	1
Eastern Kentucky	10	6
Eastern Michigan	53	28
Eastern Washington	1	1
Elon	0	1
Emporia State	0	1
Evansville	5	12
Fairfield	2	0
Findlay	9	0
Florida	1	0
Florida A&M	1	0
Florida Atlantic	0	1
Florida State	1	0
Fordham	1	1
Franklin	7	2
Fresno State	0	2
George Washington	2	0
George Mason	1	1
Georgetown	0	1
Georgetown (KY)	8	2
Georgia	0	1
Georgia Tech	1	0
Grambling State	2	0
Hanover	4	5
Hartford	0	1
Harvard	1	0
Heidelberg	5	0
Hiram	2	0
Idaho	1	0
Idaho State	0	1
Illinois	1	5
Illinois- Chicago (UIC)	2	0
Illinois State	4	1
Incarnate Word	0	0
Indiana	3	21
IUPUI	4	1
Indiana State	3	5
Iona	0	1
Iowa	0	2
Iowa State	0	1
Jackson State	1	0
Jacksonville	0	1
James Madison	1	1
Kansas	0	2
Kent State	92	59
Kentucky	3	21
Kentucky Wesleyan	5	0
Kenyon	20	9
Lamar	1	0
La Salle	2	0
Liberty	3	0
LIU Brooklyn	1	0
Lipscomb	1	0
Long Beach State	1	0
Longwood	1	0

OPPONENT	W	L
Louisiana Tech	0	2
Louisville	0	5
Loyola (IL)	4	1
Loyola Marymount	0	1
Marietta	3	0
Marquette	1	6
Marshall	47	25
Maryland	0	3
Massachusetts	0	2
Memphis	0	1
Miami (FL)	4	5
Michigan	1	5
Michigan State	0	1
Middle Tennessee State	0	1
Midway	2	0
Minnesota	0	1
Mississippi State	2	0
Mississippi Valley State	1	0
UMKC	0	2
Missouri	0	2
Missouri State	2	1
Montana	0	1
Morehead State	0	1
Morris Harvey	1	0
Mount St. Joseph	1	0
Mt. Union	3	3
Mt. Vernon Nazarene	1	0
Muskingum	7	1
Nebraska	1	2
New Hampshire	1	1
New Mexico	0	2
New Orleans	1	0
New York University	1	1
Nicholls State	1	0
North Carolina	1	3
North Carolina State	0	1
UNC Wilmington	0	2
North Dakota	1	0
North Dakota State	1	0
Northeastern	1	0
Northeast Louisiana	1	0
Northern Illinois	34	19
Northern Kentucky	0	3
Northwestern	1	1
Northwestern State	2	0
Notre Dame	4	5
Oberlin	3	6
Oakland	2	0
Ohio	94	116
Ohio Dominican	2	0
Ohio Northern	5	1
Ohio State	2	7
Ohio Wesleyan	21	32
Oklahoma	0	2
Oklahoma City	1	0
Old Dominion	2	0
Olivet College	1	0
Oregon	0	2

All-Time Records vs. Opponents

OPPONENT	W	L
Otterbein	8	2
Penn State	2	1
Pepperdine	0	1
Pittsburgh	10	3
Princeton	1	0
Purdue	6	12
Purdue Fort Wayne	5	4
Rice	1	0
Rio Grande	1	0
Rollins	1	0
Rose Poly Inst.	0	1
Rutgers	2	0
Saginaw Valley	2	0
St. John's (NY)	1	1
San Diego	1	0
San Diego State	0	1
San Francisco	0	3
Seattle	0	1
South Alabama	1	1
South Carolina State	1	1
South Florida	0	1
Southeast Missouri State	1	1
Southern California	0	2
Southern Illinois	2	1
Southern Methodist	0	2
Southern Utah	1	0
Spalding	1	0
Stanford	1	0
Stetson	1	0
Syracuse	1	1
Tampa	1	0
Temple	2	4
Tennessee	2	4
Tennessee State	1	1
Tenneseee Tech	1	1
Texas A&M	1	1
TCU	0	1
Texas-El Paso	0	3
Texas Southern	0	1
Texas Tech	1	0
Thomas More	1	0
Toledo	68	66
Towson	1	1
Transylvania	7	0
Troy	1	1
Tulsa	0	1
Tulane	2	2
Utah	1	1
Utah State	0	1
Valparaiso	1	1
Vanderbilt	1	3
Villa Madonna	1	0
Virginia	0	1
Virginia Commonwealth	2	0
Virginia Tech	1	2
Wabash	4	3
Washington	1	1
Washington & Lee	1	0

OPPONENT	W	L
Weber State	2	0
West Virginia	0	2
Western Illinois	3	1
Western Kentucky	0	2
Western Michigan	87	50
Western Reserve	15	8
Westminster (PA)	1	0
Wichita State	1	2
Wilberforce	2	0
William & Mary	6	0
Wilmington	12	1
Wisconsin	0	1
Wisconsin-Green Bay	2	3
Wisconsin-Milwaukee	2	1
Wittenberg	22	21
Wooster	1	3
Wright State	21	16
Xavier	47	55
Others (non-college)	*32*	*11*

HISTORY

All-Time Game-By-Game Series

AKRON
Akron leads 36-32
At Oxford: MU leads 22-14
At Akron: UA leads 20-9
At Neutral Sites: UA leads 2-1
Current streak: UA—7
Most MU points: 99 (99-50) in 1996
Most UA points: 83 (83-76) in 2021
Combined points: 160 (84-76) in 2011
Biggest MU win: 49 (99-50) in 1996
Biggest UA win: 29 (46-75) in 2016; (51-80) in 2019

02-20-1915	H	W	45-14
02-19-1921	H	L	25-30
1922-23	H	L	15-21
1923-24	H	L	20-30
1924-25	A	L	27-33
01-08-1943	H	L	45-48
01-09-1993	A	W	51-46
02-06-1993	H	W	58-46
02-02-1994	A	L	68-72
03-02-1994	H	W	70-60
01-14-1995	H	W	74-52
02-11-1995	A	W	82-36
01-13-1996	A	W	83-70
02-10-1996	H	W	99-50
01-04-1997	H	W	84-51
03-01-1997	A	W	66-52
01-14-1998	H	L	51-64
02-14-1998	A	L	63-74
01-16-1999	H	W	80-62
01-15-2000	A	W	55-48
02-09-2000	H	W	71-60
01-24-2001	H	L	46-56
02-17-2001	A	L	55-58
03-05-2001	H	W	69-56
01-12-2002	H	W	50-48
01-20-2003	H	W	74-59
02-20-2003	A	W	55-53
01-10-2004	H	W	68-60
02-11-2004	A	L	44-48
01-30-2005	H	W	74-63
02-23-2005	A	L(OT)	49-55
01-26-2006	A	L	45-52
02-22-2006	H	W	63-60
01-11-2007	A	L	52-54
02-21-2007	H	W(OT)	64-62
03-10-2007	N	W	53-52
01-05-2008	A	L	54-69
02-19-2008	H	L	52-56
01-10-2009	H	W (OT)	64-51
02-18-2009	A	L	44-53
03-12-2009	N	L	63-73
01-20-2010	A	L	49-69
02-17-2010	H	L	56-61
01-19-2011	H	W	84-76
02-23-2011	A	L	55-72
03-10-2011	N	L (2OT)	75-82
01-07-2012	H	L	60-65
02-15-2012	A	L	59-74
02-09-2013	H	L	50-54
03-05-2013	A	L	58-72
01-15-2014	A	L	52-59
02-26-2014	H	W	65-61
02-21-2015	A	W (OT)	57-52
03-03-2015	H	W	70-63
01-23-2016	A	L	46-75
02-23-2016	H	W	77-64
01-14-2017	H	L	70-74
02-28-2017	A	W	79-75
01-30-2018	H	W	79-64
02-24-2018	A	W (OT)	64-62
01-19-2019	H	W	68-61
02-23-2019	A	L	58-70
03-11-2019	A	L	51-80
01-21-2020	H	L	60-81
02-22-2020	A	L	65-75
02-12-2021	H	L	76-83
02-04-2022	A	L	55-66
02-06-2022	H	L	59-71

ALABAMA
Alabama leads 2-0
At Tuscaloosa: UA leads 1-0
At Neutral Sites: UA leads 1-0
Current streak: UA—2
Most MU points: 69 (69-87) in 1979
Most UA points: 87 (69-87) in 1979
Combined points: 156 (69-87) in 1979
Biggest UA win: 19 (69-87) in 1979

12-22-1979	N	L	69-87
11-15-2005	A	L	58-64

ALABAMA A&M
Miami leads 1-0
At Oxford: MU leads 1-0
Current streak: MU—1
Most MU points: 79 (79-63) in 2019
Most AA&M points: 63 (79-63) in 2019
Combined points: 142 (79-63) in 2019
Biggest MU win: 16 (79-63) in 2019

11-16-2019	H	W	79-63

ANTIOCH
Miami leads 2-1
At Oxford: MU leads 2-0
At Yellow Springs: AC leads 1-0
Current streak: MU—2
Most MU points: 56 (56-22) in 1927
Most AC points: 30 (30-23) in 1925
Combined points: 78 (56-22) in 1927
Biggest MU win: 39 (55-16) in 1926
Biggest AC win: 7 (23-30) in 1925

1924-1925	A	L	23-30
01-23-1926	H	W	55-16
01-08-1927	H	W	56-22

ARIZONA
Miami leads 2-0
At Neutral Sites: MU leads 2-0
Current streak: MU—2
Most MU points: 71 (71-62) in 1995
Most UA points: 62 (71-62) in 1995
Combined points: 133 (71-62) in 1995
Biggest MU win: 9 (71-62) in 1995

12-28-1946	N	W	60-57
03-16-1995	N	W	71-62

ARIZONA STATE
Miami leads 2-1
At Tempe: ASU lead 1-0
At Neutral Sites: MU leads 2-0
Current streak: ASU—1
Most MU points: 104 (104-69) in 1953
Most ASU points: 69 (104-69) in 1953
Combined points: 173 (104-69) in 1953
Biggest MU win: 35 (104-69) in 1953

12-28-1953	N	W	104-69
12-30-1984	N	W	68-52
11-12-2013	A	L	54-90

ARKANSAS STATE
Miami leads 1-0
At Jonesboro: MU leads 1-0
Current streak: MU—1
Most MU points: 81 (81-61) in 1965
Most ASU points: 61 (81-61) in 1965
Combined points: 142 (81-61) in 1965
Biggest MU win: 20 (81-61) in 1965

12-30-1965	A	W	81-61

ARMY WEST POINT
Miami leads 1-0
At Oxford: MU leads 1-0
Current streak: MU—1
Most MU points: 85 (85-55) in 2018
Most AWP points: 55 (85-55) in 2018
Combined points: 140 (85-55) in 2018
Biggest MU win: 30 (85-55) in 2018

11-24-2018	H	W	85-55

ASHLAND
Miami leads 3-0
At Oxford: MU leads 3-0
Current streak: MU—3
Most MU points: 99 (99-58) in 1960
Most AU points: 58 (99-58) in 1960
Combined points: 157 (99-58) in 1960
Biggest MU win: 41 (99-58) in 1960

01-31-1941	H	W	46-37
12-03-1960	H	W	99-58
01-11-1962	H	W	84-50

AUSTIN PEAY
Series Tied 1-1
At Oxford: MU leads 1-0
At Clarksville: AP leads 1-0
Current streak: AP—1
Most MU points: 76 (76-70) in 2016
Most AP points: 86 (61-86) in 2017
Combined points: 147 (61-86) in 2017
Biggest MU win: 6 (76-70) in 2016
Biggest AP win: 25 (61-86) in 2017

11-19-2016	H	W	76-70
11-26-2017	A	L	61-86

BALDWIN-WALLACE
Miami leads 1-0
At Neutral Sites: MU leads 1-0
Current streak: MU—1
Most MU points: 27 (27-26) in 1938
Most BW points: 26 (27-26) in 1938
Combined points: 53 (27-26) in 1938
Biggest MU win: 1 (27-26) in 1938

12-02-1938	N	W	27-26

BALL STATE
Miami leads 66-42
At Oxford: MU leads 38-12
At Muncie: BSU leads 26-25
At Neutral Sites: BSU leads 4-3
Current streak: BSU—1
Most MU points: 107 (107-78) in 1965; (107-100) in 1968
Most BSU points: 100 (100-107) in 1968
Combined points: 207 (107-100) in 1968
Biggest MU win: 33 (93-60) in 1977
Biggest BSU win: 25 (44-69) in 1950

12-17-1935	A	L	22-29
12-17-1942	A	L	37-44
12-20-1945	A	W	52-36
02-04-1946	H	W	59-53
01-22-1947	H	W	70-53
02-04-1948	A	L	51-53
02-02-1949	H	W	66-58
02-02-1950	A	L	44-69
12-18-1953	H	W	89-76
12-07-1963	H	W	86-80
12-29-1964	A	W	107-78
12-18-1965	H	W	94-73
12-17-1966	A	W	69-65
12-02-1967	H	W (OT)	107-100
12-21-1968	A	W	84-67
12-06-1969	H	W	81-65
12-16-1970	A	W	70-53
01-29-1972	H	W	68-65
12-20-1972	A	W	88-82
02-06-1974	H	W	101-81
12-11-1974	A	W	65-54
01-21-1976	H	W	97-75
02-25-1976	A	W	81-63
01-08-1977	H	W	93-60
02-12-1977	A	W	87-70
12-10-1977	H	W (OT)	73-68
03-04-1978	A	W	74-67
01-27-1979	H	L	74-75
01-19-1980	H	L	57-71
02-26-1980	A	L	71-83
01-21-1981	H	L	69-80
02-18-1981	A	L	75-77
01-13-1982	H	L	66-68
02-10-1982	A	L	65-76
01-08-1983	A	L	76-77
02-05-1983	H	L	54-61
03-08-1983	A	L	79-85
02-01-1984	H	W	62-44
03-05-1984	A	W	85-76
01-26-1985	H	W (OT)	93-89
02-23-1985	A	L	81-92
03-08-1985	N	W	91-70
01-18-1986	A	W	73-59
02-15-1986	H	W	103-77
03-08-1986	N	L (OT)	79-87
01-10-1987	H	W	79-66
02-07-1987	A	W (OT)	83-81
01-09-1988	A	W	66-55
02-06-1988	H	L	66-68
02-01-1989	H	L	51-66
03-01-1989	A	L	60-78
01-24-1990	A	L	64-71
02-21-1990	H	L	73-79
01-16-1991	H	W	80-51
02-13-1991	A	L	68-71
01-15-1992	A	L	64-70

All-Time Game-By-Game Series

02-12-1992	H	L	43-44
03-14-1992	N	W	58-57
01-06-1993	H	W	65-50
03-06-1993	A	L	63-72
01-29-1994	A	W	77-59
02-26-1994	H	W	77-64
01-28-1995	H	W	77-62
02-25-1995	A	L (OT)	57-61
03-10-1995	N	L	61-66
01-27-1996	A	L	70-82
02-24-1996	H	W	76-57
01-27-1997	A	L	64-74
02-26-1997	H	W	83-72
02-05-1998	H	W	73-67
02-10-1999	A	W	61-56
02-27-1999	H	W	69-43
01-12-2000	H	W (3OT)	86-84
02-19-2000	A	L (OT)	57-60
03-08-2000	N	L	58-61
01-27-2001	H	W	57-56
02-11-2001	A	W	66-53
01-26-2002	H	W	80-77
02-23-2002	A	L	58-74
03-07-2002	N	L	50-62
01-25-2003	H	W	58-56
02-09-2003	A	L	70-78
01-17-2004	H	L	50-56
02-16-2004	A	W	62-55
03-11-2004	N	W	72-67
12-04-2004	H	W(OT)	83-75
02-09-2005	A	W	54-52
01-14-2006	A	W	59-55
02-12-2006	H	W(2OT)	67-63
02-10-2007	H	W	66-44
02-02-2008	A	W	66-54
02-04-2009	H	W	59-41
01-26-2010	A	L (OT)	59-65
02-01-2011	H	W	89-75
02-04-2012	A	W	59-53
01-26-2013	H	L	62-82
01-18-2014	A	W	64-52
01-31-2015	H	W	79-73
01-19-2016	A	L	46-48
02-16-2016	H	L	56-73
03-07-2016	A	W	49-47
01-10-2017	A	L	74-85
01-20-2018	H	W	71-53
01-22-2019	A	W	71-65
02-19-2019	H	W	69-66
01-18-2020	A	L	62-71
01-19-2021	H	W	81-71
01-25-2022	A	L	64-81

BELLARMINE

Series Tied 1-1
At Oxford: Tied 1-1
Current streak: BU—1
Most MU points: 86 (86-67) in 1968
Most BU points: 77 (77-68) in 2022
Combined points: 153 (86-67) in 1968
Biggest MU win: 19 (86-67) in 1968
Biggest BU win: 9 (77-68) in 2022

12-04-1968	H	W	86-67
12-18-2021	H	L	68-77

BELMONT

Tied 1-1
At Oxford: MU leads 1-0
At Nashville: BU leads 1-0
Current streak: MU—1
Most MU points: 72 (72-83) in 2010
Most BU points: 83 (83-72) in 2010
Combined points: 155 (72-83) in 2010
Biggest MU win: 5(66-61) in 2011
Biggest BU win: 11 (72-83) in 2010

12-30-2010	A	L	83-72
12-17-2011	H	W	66-61

BELOIT

Beloit leads 1-0
At Oxford: BU leads 1-0
Current streak: BU—1
Most MU points: 49 (49-75) in 1947
Most BU points: 67 (75-49) in 1947
Combined points: 124 (49-75) in 1947
Biggest BU win: 26 (49-75) in 1947

12-26-1947	H	L	49-75

BLUFFTON

Miami leads 1-0
At Oxford: MU leads 1-0
Current streak: MU—1
Most MU points: 50 (50-25) in 1933
Most BU points: 25 (50-25) in 1933
Combined points: 75 (50-25) in 1933
Biggest MU win: 25 (50-25) in 1933

12-13-1933	H	W	50-25

BOSTON COLLEGE

Tied 1-1
At Neutral Sites: Tied 1-1
Current streak: MU—1
Most MU points: 76 (76-81) in 1977
Most BC points: 81 (76-81 in 1977
Combined points: 157 (76-81) in 1977
Biggest MU win: 6 (73-67) in 2001
Biggest BC win: 5 (76-81) in 1977

12-30-1977	N	L	76-81
12-20-2001	N	W	73-67

BOSTON UNIVERSITY

Miami leads 1-0
At Neutral Sites: MU leads 1-0
Current streak: MU—1
Most MU points: 70 (70-53) in 1998
Most BU points: 53 (70-53) in 1998
Combined points: 123 (70-53) in 1998
Biggest MU win: 17 (70-53) in 1998

11-27-1998	N	W	70-53

BOWLING GREEN

Miami leads 89-59
At Oxford: MU leads 51-18
At Bowling Green: BGSU 39-32
At Neutral Sites: MU leads 6-2
Current streak: MU—1
Most MU points: 96 (96-76) in 1990
Most BGSU points: 96 (96-72) in 1954
Combined points: 184 (93-91) in 1990
Biggest MU win: 37 (91-54) in 1965
Biggest BGSU win: 50 (86-36) in 1963

02-18-1944	H	L	49-59
12-15-1950	A	L	50-73
12-23-1950	N	L	57-64
01-19-1952	H	W	70-56
01-19-1953	A	W	90-71
12-11-1953	H	W (OT)	82-79
02-19-1954	A	L	72-96
12-10-1954	A	W	78-75
01-08-1955	H	W	89-55
12-10-1955	A	W	93-72
01-07-1956	H	W	74-65
12-08-1956	H	W	76-55
01-05-1957	A	W	83-59
12-07-1957	A	W	70-64
01-18-1958	H	W	76-74
12-06-1958	H	W	59-58
01-17-1959	A	W	70-68
03-07-1959	N	L	63-76
01-16-1960	A	L	62-73
02-06-1960	H	L	89-93
01-14-1961	H	W	72-62
02-04-1961	A	L	70-84
01-13-1962	A	L	73-85
02-03-1962	H	L	61-94
12-12-1962	A	L	36-86
01-12-1963	H	W	62-57
12-14-1963	H	W	68-61
01-18-1964	A	L	54-59
12-17-1964	A	W	91-54
01-16-1965	H	W	74-58
01-15-1966	A	W	65-63
02-02-1966	H	L	62-74
01-14-1967	H	W	70-62
02-08-1967	A	W (2OT)	75-68
01-13-1968	A	L (OT)	69-74
01-27-1968	H	L	54-56
01-18-1969	A	W	71-69
02-08-1969	H	W	66-62
01-17-1970	H	L	59-64
02-07-1970	A	W	71-65
01-16-1971	A	L	68-78
02-06-1971	H	W	75-63
01-15-1972	H	W	80-69
02-05-1972	A	L	75-77
01-06-1973	H	W	67-62
02-03-1973	A	W	61-53
01-12-1974	H	L	68-70
02-09-1974	A	L	60-64
01-11-1975	A	W	73-64
02-08-1975	H	W	77-62
02-07-1976	A	W	70-48
01-26-1977	A	W	65-61
03-02-1977	H	W	76-66
01-04-1978	H	W	85-66
02-08-1978	A	W	68-54
01-13-1979	H	W	74-73
02-17-1979	A	W	75-74
01-09-1980	H	W (OT)	62-61
02-06-1980	A	L	61-64
01-07-1981	H	W	67-62
01-30-1982	H	W	78-68
02-27-1982	A	L (OT)	76-81
03-02-1982	A	L	78-81
01-22-1983	H	L	43-58
02-19-1983	A	L	63-75
01-28-1984	A	W	81-80
02-25-1984	H	W	63-61
01-09-1985	A	W	56-50
02-05-1985	H	W	73-63
01-02-1986	H	W	62-54
03-01-1986	A	W	91-79
01-24-1987	A	L	75-76
02-21-1987	H	L	56-58
01-13-1988	A	L	70-88
02-10-1988	H	L (OT)	59-65
01-18-1989	H	F	65-42
02-15-1989	A	L	66-76
01-10-1990	A	W	96-76
02-07-1990	H	W (OT)	93-91
01-02-1991	H	W (OT)	82-81
03-02-1991	A	L	79-91
02-01-1992	A	L	47-53
02-29-1992	H	W	67-39
03-13-1992	N	W	70-60
01-23-1993	H	W	82-57
02-20-1993	A	W	50-44
03-11-1993	N	W	63-50
01-15-1994	A	L	59-74
02-12-1994	H	W	84-81
03-11-1994	N	W	61-59
02-01-1995	A	W	49-45
03-01-1995	H	W	63-36
01-31-1996	H	W	80-64
02-28-1996	A	W	58-56
03-05-1996	H	W	81-53
01-22-1997	A	L	80-83
02-19-1997	H	W	64-59
12-29-1997	A	L	59-72
02-25-1998	H	W	61-52
01-28-1999	H	W	83-72
02-20-1999	A	L	58-69
03-02-1999	N	W (OT)	60-56
01-19-2000	A	L	63-68
02-12-2000	H	L	60-66
03-05-2000	N	W (OT)	58-56
02-03-2001	H	L (OT)	63-67
03-02-2001	A	L	51-67
02-02-2002	A	L	61-64
02-20-2002	H	L	50-65
03-01--2003	A	L	48-51
02-04-2004	H	W	66-60
02-27-2005	A	L	56-57
03-10-2005	N	W	85-65
02-01-2006	H	W	77-60
03-01-2006	A	W	73-59
01-17-2007	H	W	66-60
03-04-2007	A	L	64-68
01-23-2008	A	L	52-55
03-09-2008	H	W	75-59
01-20-2009	A	W	67-60
03-05-2009	H	W (OT)	50-45
01-23-2010	H	W	64-52
02-14-2010	A	L	64-67
01-16-2011	A	L	53-62
02-26-2011	H	W	84-77
01-18-2012	H	L	57-65
02-29-2012	A	L	51-56
01-16-2013	H	W	63-60
02-27-2013	A	L	44-52
03-11-2013	A	W	63-52
01-25-2014	A	W	70-65
02-23-2014	H	W	55-52
02-18-2015	A	W	67-56
02-28-2015	H	L	57-62
01-06-2016	A	L	62-73
02-06-2016	H	W	55-51
01-31-2017	A	L	72-83
02-25-2017	H	L	54-70

HISTORY

All-Time Game-By-Game Series

01-02-2018	A	W	77-72
01-16-2018	H	L	70-81
01-26-2019	H	W	67-53
02-26-2019	A	W	82-69
01-07-2020	A	L	76-78
02-29-2020	H	W	73-55
01-21-2021	H	W	96-77
03-02-2021	A	W(OT)	84-79
01-08-2022	A	L(OT)	83-87
02-12-2022	H	W	94-78

F—Forfeited by Miami

BRADLEY
Miami leads 2-0
At Oxford: MU leads 1-0
At Pioria: BU leads 1-0
Current streak: BU—1
Most MU points: 71 (71-55) in 2019
Most BU points: 69 (68-69) in 2020
Combined points: 137 (68-69) in 2020
Biggest MU win: 16 (71-55) in 2019

12-21-2019	H	W	71-55
12-19-2020	A	L	68-69

BROOKLYN
Miami leads 1-0
At Neutral Sites: MU leads 1-0
Current streak: MU—1
Most MU points: 2 (2-0) in 1944
Most BU points: 0 (2-0) in 1944
Combined points: 2 (2-0) in 1944
Biggest MU win: 2 (2-0) in 1944

01-06-1944	A	W	2-0*

* Forfeit win

BROWN
Miami leads 1-0
At Neutral Sites: MU leads 1-0
Current streak: MU—1
Most MU points: 95 (95-80) in 1986
Most BU points: 80 (95-80) in 1986
Combined points: 175 (95-80) in 1986
Biggest MU win: 15 (95-80) in 1986

12-27-1986	N	W	95-80

BUFFALO
Miami leads 27-25
At Oxford: MU leads 14-10
At Buffalo: UB leads 14-11
At Neutral Sites: Tied leads 2-2
Current streak: UB—1
Most MU points: 91 (91-81) in 2021
Most UB points: 94 (81-94) in 2016
Combined points: 175 (81-94) in 2016
Biggest MU win: 32 (74-42) in 2001
Biggest UB win: 28 (62-90) in 2020

01-08-1999	A	W	76-48
01-22-2000	H	W	74-54
02-26-2000	A	W	67-58
01-20-2001	H	W	74-42
02-24-2001	A	L (OT)	61-66
02-06-2002	A	W	66-52
02-25-2002	H	W	78-68
03-04-2002	H	W	71-60
02-01-2003	H	W	57-55
02-22-2003	A	W	63-35
01-07-2004	A	W	72-62
02-28-2004	H	L	73-87
01-15-2005	A	L	56-67
02-05-2005	H	W(OT)	77-74
02-04-2006	A	W	81-74
03-04-2006	H	W	74-65
01-14-2007	A	L	51-68
02-24-2007	H	W	80-68
01-20-2008	H	W	64-57
02-16-2008	A	W	64-55
03-12-2008	N	W	69-68
01-24-2009	H	L	64-76
03-08-2009	A	L(OT)	67-70
01-09-2010	A	L	55-73
03-04-2010	H	W	73-62
03-11-2010	N	W	73-59
01-13-2011	H	W	70-67
03-02-2011	A	L	49-59
01-14-2012	H	W	52-51
02-25-2012	A	L	51-56
01-12-2013	A	W	58-57
02-16-2013	H	L	71-79
02-12-2014	H	L	62-75
03-01-2014	A	L	55-78
01-07-2015	H	L	72-79
01-17-2015	A	L	68-77
01-19-2016	H	L	60-77
03-01-2016	A	W	67-59
03-10-2016	N	L	81-94
01-24-2017	H	W	75-74
02-18-2017	A	L	58-71
01-13-2017	A	L	66-82
02-20-2018	H	W	84-81
01-12-2019	A	L	64-88
03-01-2019	H	L	69-77
01-14-2020	H	L	78-83
03-03-2020	A	L	69-75
03-09-2020	A	W	85-79
12-15-2020	H	L	62-90
02-06-2021	A	L	64-88
03-11-2021	N	L	63-74
12-29-2021	A	W	91-81
02-22-2022	H	L	84-86

BUTLER
Butler leads 12-1
At Oxford: BU leads 4-1
At Indianapolis: BU leads 8-0
Current streak: BU—7
Most MU points: 78 (78-81) in 1989
Most BU points: 90 (68-90) in 2018
Combined points: 159 (78-81) in 1989
Biggest MU win: 2 (50-48) in 1950
Biggest BU win: 35 (12-47) in 1908

1907-1908	A	L	12-47
12-15-1945	H	L	40-47
12-29-1945	A	L	35-37
01-11-1949	H	L	38-59
01-29-1949	A	L	48-53
01-10-1950	H	W	50-48
02-18-1950	A	L	46-48
02-27-1989	H	L	65-69
12-07-1989	A	L (OT)	78-81
12-14-2002	H	L	42-59
11-27-2004	A	L	48-61
03-14-2006	A	L	52-53
11-10-2018	A	L	68-90

UC IRVINE
Miami leads 1-0
At Neutral Sites: MU leads 1-0
Current streak: MU—1
Most MU points: 109 (109-99) in 1980
Most UCI points: 99 (109-99) in 1980
Combined points: 208 (109-99) in 1980
Biggest MU win: 10 (109-99) in 1980

12-20-1980	N	W	109-99

UCLA
UCLA leads 1-0
At Los Angeles: UCLA leads 1-0
Current streak: UCLA—1
Most MU points: 59 (59-64) in 2008
Most UCLA points: 64 (59-64) in 2008
Combined points: 123 (59-64) in 2008
Biggest UCLA win: 5 (59-64) in 2008

11-13-2008	A	L	59-64

UC SANTA BARBARA
Miami leads 1-0
At Neutral Sites: MU leads 1-0
Current streak: MU—1
Most MU points: 60 (60-55) in 1982
Most UCSB points: 55 (60-55) in 1982
Combined points: 115 (60-55) in 1982
Biggest MU win: 5 (60-55) in 1982

12-17-1982	N	W	60-55

CAMPBELL
Campbell leads 1-0
At Buies Creek: CU leads 1-0
Current streak: CU—1
Most MU points: 87 (87-97) in 2018
Most CU points: 97 (87-97) in 2018
Combined points: 184 (87-97) in 2018
Biggest CU win: 10 (87-97) in 2018

03-14-18	A	L	87-97

CANISIUS
Canisius leads 3-0
At Buffalo: CC leads 3-0
Current streak: CC—3
Most MU points: 57 (57-61) in 1963
Most CC points: 68 (56-68) in 1948
Combined points: 124 (56-68) in 1948
Biggest CC win: 12 (56-68) in 1948

02-12-1944	A	L	40-44
12-30-1948	A	L	56-68
12-28-1963	A	L	57-61

CAPITAL
Miami leads 5-1
At Oxford: MU leads 4-0
At Columbus: Tied 1-1
Current streak: MU—5
Most MU points: 108 (108-55) in 1964
Most CC points: 59 (68-59) in 1984
Combined points: 163 (108-55) in 1964
Biggest MU win: 53 (108-55) in 1964
Biggest CC win: 12 (8-20) in 1909

02-06-1909	A	L	8-20
02-18-1910	A	W	25-18
01-11-1919	H	W	29-17
12-03-1964	H	W	108-55
12-15-1984	H	W	68-59
12-29-2014	H	W	69-46

CASE
Tied 1-1
At Oxford: MU leads 1-0
At Cleveland: CW leads 1-0
Current streak: MU—1
Most MU points: 36 (36-38) in 1938
Most CW points: 38 (36-38) in 1938
Combined points: 74 (36-38) in 1938
Biggest MU win: 1 (31-30) in 1940
Biggest CW win: 2 (36-38) in 1938

12-23-1938	A	L	36-38
02-02-1940	H	W	31-30

CEDARVILLE
Miami leads 1-0
At Neutral Sites: MU leads 1-0
Current streak: MU—1
Most MU points: 57 (57-27) in 1940
Most CU points: 27 (57-27) in 1940
Combined points: 84 (57-27) in 1940
Biggest MU win: 30 (57-27) in 1940

01-26-1940	H	W	57-27

UCF
Series Tied 1-1
At Oxford: MU leads 1-0
At Orlando: UCF leads 1-0
Current streak: UCF—1
Most MU points: 73 (73-80) in 2016
Most UCF points: 80 (73-80) in 2016
Combined points: 153 (73-80) in 2016
Biggest MU win: 1 (64-63) in 2015
Biggest UCF win: 7 (73-80) in 2016

11-28-2015	H	W	64-63
12-18-2016	A	L(OT)	73-80

CENTRAL MICHIGAN
Miami leads 56-23
At Oxford: MU leads 28-9
At Mount Pleasant: MU leads 27-13
At Neutral Sites: Series Tied 1-1
Current streak: MU—1
Most MU points: 102 (102-76) in 1975
Most CMU points: 105 (105-77) in 2015
Combined points: 194 (100-94) in 2002
Biggest MU win: 42 (96-54) in 2021
Biggest CMU win: 28 (77-105) in 2015

12-02-1972	H	W	69-60
01-19-1974	A	W	83-66
02-16-1974	H	W	86-79
01-18-1975	H	W	102-76
02-15-1975	A	L	74-78
01-31-1976	H	W	92-80
01-15-1977	H	L	76-78
02-19-1977	A	L	85-92
01-18-1978	A	W	80-76
02-22-1978	H	W	78-74
01-06-1979	A	L	68-88
02-10-1979	H	L	60-61
12-08-1979	A	L	58-77
01-30-1980	H	W	83-73
02-04-1981	A	L	87-103
01-27-1982	A	W	83-69
02-24-1982	H	W	93-76
01-19-1983	A	W (OT)	69-65
02-16-1983	H	W (OT)	59-57
01-21-1984	A	W	69-55
02-18-1984	H	W	75-57
01-05-1985	H	W	91-59

All-Time Game-By-Game Series

02-02-1985	A	W	69-59
01-29-1986	A	W	62-55
02-26-1986	H	W	74-73
02-14-1987	H	L	58-82
02-11-1987	A	L	67-83
01-23-1988	H	L	60-68
02-20-1988	A	W (OT)	72-70
01-14-1989	A	L	80-82
02-11-1989	H	F	70-61
01-06-1990	H	W	83-69
02-03-1990	A	L	66-73
03-10-1990	N	L	76-78
01-30-1991	A	W	78-74
02-27-1991	H	L (OT)	85-86
01-29-1992	H	W	99-81
02-26-1992	A	W	89-76
01-20-1993	A	W	59-43
02-17-1993	H	W	87-68
01-12-1994	H	W	76-40
02-09-1994	A	W	83-59
01-21-1995	H	W	66-43
01-18-1995	A	W	79-54
01-20-1996	A	W	88-72
02-17-1996	H	W	78-54
01-13-1997	H	W	77-51
02-08-1997	A	L	75-86
01-03-1998	A	W	86-65
12-12-1998	A	W (OT)	81-69
01-05-2000	A	W	60-55
01-10-2001	H	W	73-61
03-08-2001	N	W	65-56
01-05-2002	A	W (2OT)	100-94
01-04-2003	H	W	71-62
01-21-2004	A	W	80-70
01-12-2005	H	W	71-61
12-04-2005	A	W	75-62
01-11-2006	H	W	66-49
01-24-2007	A	W	72-52
02-09-2008	H	W	68-64
02-10-2009	A	L	55-57
01-28-2010	H	W	64-51
01-27-2011	A	W	68-58
02-11-2012	H	W	69-50
02-02-2013	A	W	70-61
01-08-2014	A	W	77-70
01-22-2014	H	W	86-80
01-14-2015	A	L	77-105
01-26-2016	H	L	51-68
01-21-2017	A	L	92-101
02-11-2017	H	W	81-76
01-23-2018	A	W	70-61
01-05-2019	H	L	77-84
01-04-2020	A	L	93-71
02-27-2020	H	W	76-57
02-23-2021	A	W	96-54
02-24-2022	H	L	69-83
03-01-2022	A	W	75-61

F—Forfeited by Miami

CENTRAL STATE

Miami leads 2-0
At Oxford: MU leads 2-0
Current streak: MU—2
Most MU points: 80 (80-45) in 2019
Most CSU points: 57 (72-57) in 1981
Combined points: 129 (72-57) in 1981
Biggest MU win: 35 (80-45) in 2019

12-05-1981	H	W	72-57
11-20-2019	H	W	80-45

CENTRE

Miami leads 3-1
At Oxford: MU leads 2-0
At Danville: Tied 1-1
Current streak: MU—2
Most MU points: 92 (92-53) in 1985
Most CC points: 53 (92-53) in 1985
Combined points: 145 (92-53) in 1985
Biggest MU win: 39 (92-53) in 1985
Biggest CC win: 8 (30-38) in 1913

1905-1906	A	W	30-19
03-01-1913	A	L	30-38
12-11-1940	H	W	58-19
12-02-1985	H	W	92-53

CHICAGO STATE

Miami leads 1-0
At Oxford: MU leads 1-0
Current streak: MU—1
Most MU points: 74 (74-68) in 2007
Most CSU points: 68 (74-68) in 2007
Combined points: 142 (74-68) in 2007
Biggest MU win: 6 (74-68) in 2007

12-18-2007	H	W	74-68

CINCINNATI

Cincinnati leads 95-52
At Oxford: MU leads 34-32
At Cincinnati: UC leads 63-18
Current Streak: UC—14
Most MU points: 96 (96-75) in 1953
Most UC points: 102 (73-102) in 1959
Combined points: 175 (73-102) in 1959
Biggest MU win: 24 (43-19) in 1931
Biggest UC win: 58 (36-94) in 1949

1905-06	H	L	14-16
1906-07	H	W	29-13
1907-08	A	L	15-43
1907-08	H	L	19-29
02-25-1908	H	W+	2-0
02-11-1910	A	W	18-16
02-26-1910	H	W	23-12
1910-11	H	W	28-15
1910-11	A	L	15-16
02-24-1912	H	W	40-14
03-08-1912	A	L	16-24
02-07-1913	H	W	42-26
03-14-1913	A	L	20-44
02-07-1914	H	W	27-22
03-14-1914	A	L	30-31
01-30-1915	H	W	28-13
03-12-1915	A	L	21-34
01-29-1916	H	W	35-21
03-10-1916	A	W	37-16
02-03-1917	H	W	37-24
03-07-1917	A	W	26-8
01-26-1918	H	W	43-25
02-21-1918	A	W	27-18
01-25-1919	H	W	17-14
03-07-1919	A	W	23-17
01-31-1920	H	L	16-20
03-04-1920	A	L	17-26
02-12-1921	H	W	26-17
03-05-1921	A	L	26-38
1921-22	H	W	29-24
1921-22	A	L	18-28
1922-23	H	W	19-16
1922-23	A	L	22-27
1923-24	H	L	21-28
1923-24	A	L	25-27
1924-25	H	W	30-29
1924-25	A	W	23-18
02-20-1926	H	L	19-46
03-06-1926	A	L	34-49
02-12-1927	H	L	31-41
03-05-1927	A	L	22-23
01-14-1928	H	L(OT)	35-36
03-01-1928	A	W	39-38
01-12-1929	H	L	38-47
02-28-1929	A	L	32-40
01-18-1930	H	L	27-30
03-01-1930	A	L	33-35
01-24-1931	H	L	18-24
02-21-1931	A	W	43-19
01-23-1932	H	L	26-32
02-29-1932	A	W	30-26
02-04-1933	H	L	26-40
02-25-1933	A	L	29-35
02-03-1934	H	L	30-35
02-26-1934	A	L	33-43
01-19-1935	A	L	30-40
02-09-1935	H	L	23-33
02-05-1936	A	L	34-36
02-29-1936	H	W	28-23
01-12-1937	A	L	25-37
02-27-1937	H	L	32-40
01-04-1938	H	L	34-36
02-26-1938	A	L	29-38
01-05-1939	H	L	31-43
02-22-1939	A	L	31-46
01-10-1940	A	W	49-42
02-28-1940	H	W	42-31
02-08-1941	A	W	45-36
02-27-1941	H	W	41-35
01-10-1942	H	L	26-36
02-25-1942	A	L	59-63
01-12-1943	A	L	44-54
02-27-1943	H	L	41-50
01-28-1944	H	W	66-52
02-07-1945	H	W	55-36
02-15-1945	A	L	40-45
02-09-1946	H	W	40-35
02-23-1946	A	L	36-57
01-15-1947	A	L	46-53
02-22-1947	H	W	63-52
01-17-1948	H	W	53-52
02-24-1948	A	L	65-70
01-18-1949	H	L	36-46
02-26-1949	A	L	36-94
02-06-1950	A	L	48-71
02-28-1950	H	L	46-82
02-06-1951	H	L	52-66
03-01-1951	A	L	51-79
01-19-1952	A	W	70-56
03-04-1952	H	W	82-79
02-03-1953	A	W	96-75
03-05-1953	H	L	76-78
02-02-1954	A	L	58-66
03-04-1954	H	W	88-79
01-22-1955	H	L	80-86
03-02-1955	A	W	77-71
01-21-1956	A	L	61-79
02-29-1956	H	W	89-81
01-26-1957	H	W	88-76
02-25-1957	A	L	72-90
01-30-1958	A	L	59-79
02-17-1959	A	L	73-102
12-07-1959	A	L	58-89
12-06-1960	A	L	62-70
12-05-1961	A	L	30-63
12-05-1962	A	L	36-58
12-04-1963	A	L	56-60
12-05-1964	A	W	65-55
12-04-1965	A	L	58-68
12-10-1966	A	L(OT)	44-45
12-08-1967	A	L	59-60
12-14-1968	H	L	48-56
12-13-1969	A	L	55-56
12-12-1970	H	W	69-56
12-11-1971	A	L	73-89
12-09-1972	H	W	63-61
12-15-1973	A	L	55-60
12-05-1974	H	W	68-63
12-01-1975	A	L	57-66
12-15-1976	H	L	68-79
12-06-1977	A	L	60-61
12-06-1978	H	L	59-70
12-12-1979	A	L	73-75
12-10-1980	H	W(OT)	91-87
12-19-1981	A	L	62-69
12-04-1982	H	L	48-56
12-17-1983	A	W	55-50
12-08-1984	H	L	77-80
12-23-1985	A	W	63-62
12-06-1986	H	L	62-68
12-05-1987	A	L	82-84
12-17-1988	H	W	70-62
12-02-1989	A	W	63-59
12-01-1990	H	W	72-64
11-30-1991	A	L	62-82
02-01-1993	H	L(OT)	68-74
12-22-1993	A	L	75-78
01-10-1997	A	L	61-91
12-28-2002	A	L	54-66
12-27-2003	A	L	63-83
12-27-2004	A	L	53-77
12-28-2005	A	L	65-75
12-27-2006	A	L	52-60
12-29-2007	A	L	50-56
12-10-2009	A	L	59-63
12-21-2010	H	L	48-64
11-29-2011	A	L	47-56
12-01-2021	H	L	58-59

CITY COLLEGE OF NEW YORK

City College of New York leads 1-0
At New York: CCNY leads 1-0
Current streak: CCNY—1
Most MU points: 55 (55-72) in 1948
Most CCNY points: 72 (55-72) in 1948
Combined points: 127 (55-72) in 1948
Biggest CCNY win: 17 (55-72) in 1948

12-28-1948	A	L	55-72

CLEMSON

Clemson leads 2-0
At Clemson: CU leads 1-0
At Neutral Sites: CU leads 1-0
Current streak: CU—2
Most MU points: 76 (76-89) in 2022
Most CU points: 89 (89-76) in 2022
Combined points: 165 (76-89) in 2022
Biggest CU win: 13 (76-89) in 2022

03-14-1997	N	L	56-68
12-14-2021	A	L	76-89

HISTORY

All-Time Game-By-Game Series

CLEVELAND STATE
Miami leads 5-0
At Oxford: MU leads 3-0
At Cleveland: MU leads 2-0
Current streak: MU—5
Most MU points: 113 (113-63) in 1976
Most CSU points: 72 (81-72) in 1973
Combined points: 176 (113-63) in 1976
Biggest MU win: 50 (113-63) in 1976

02-19-1972	H	W	96-58
11-28-1972	H	W	83-59
12-21-1973	A	W	81-72
12-04-1976	H	W	113-63
12-16-1978	A	W	60-58

COASTAL CAROLINA
Coastal Carolina leads 1-0
At Neutral Sites: MU leads 1-0
Current streak: MU—1
Most MU points: 69 (69-62) in 1994
Most CU points: 62 (69-62) in 1994
Combined points: 131 (69-62) in 1994
Biggest MU win: 7 (69-62) in 1994

12-09-1994	N	W	69-62

COLORADO
Colorado leads 1-0
At Boulder: CU leads 1-0
Current streak: CU—1
Most MU points: 65 (65-67) in 2010
Most CU points: 67 (65-67) in 2010
Combined points: 132 (65-67) in 2010
Biggest CU win: 2 (65-67) in 2010

01-05-2010	A	L	65-67

CONCORDIA
Concordia leads 1-0
At Montreal: CU leads 1-0
Current streak: CU—1
Most MU points: 45 (45-50) in 1945
Most CU points: 50 (45-50) in 1945
Combined points: 95 (45-50) in 1945
Biggest CU win: 5 (45-50) in 1945

12-01-1945	A	L	45-50

CORNELL
Cornell leads 1-0
At Neutral Sites: CU leads 1-0
Current streak: CU—1
Most MU points: 71 (71-77) in 1987
Most CU points: 77 (71-77) in 1987
Combined points: 148 (71-77) in 1987
Biggest CU win: 6 (71-77) in 1987

12-28-1987	N	L	71-77

CREIGHTON
Miami leads 1-0
At Neutral Sites: MU leads 1-0
Current streak: MU—1
Most MU points: 57 (57-38) in 1946
Most CU points: 38 (57-38) in 1946
Combined points: 95 (57-38) in 1946
Biggest MU win: 19 (57-38) in 1946

12-31-1946	N	W	57-38

DAVIDSON
Miami leads 3-2
At Oxford: MU leads 1-0
At Davidson: DC leads 1-0
At Neutral Sites: MU leads 2-1
Current streak: MU—1
Most MU points: 96 (96-72) in 1978
Most DC points: 97 (87-97) in 1973
Combined points: 184 (87-97) in 1973
Biggest MU win: 32 (89-57) in 1990
Biggest DC win: 10 (87-97) in 1973

12-29-1973	N	L	87-97
12-31-1978	N	W	96-72
12-27-1983	N	W	70-52
02-22-1988	A	F	65-63
02-19-1990	H	W	89-57

F—Forfeited by Miami

DAYTON
Dayton leads 71-61
At Oxford: MU leads 35-29
At Dayton: UD leads 41-26
At Neutral Sites: UD leads 1-0
Current streak: UD—3
Most MU points: 101 (101-77) in 1990
Most UD points: 97 (81-97) in 1989
Combined points: 192 (99-93) in 1994
Biggest MU win: 44 (89-45) in 1948
Biggest UD win: 37 (23-60) in 2001

01-23-1909	A	L	15-17
01-06-1917	A	W	33-26
01-04-1936	A	W	34-29
02-01-1936	H	W	26-15
01-16-1937	A	W	30-29
02-22-1937	H	L	20-27
01-08-1938	A	W	35-34
02-05-1938	H	W	33-19
01-14-1939	H	W	26-21
02-11-1939	A	W	39-30
01-03-1940	H	W	40-35
02-06-1940	A	W	42-37
02-03-1941	A	L	26-39
02-22-1941	H	L	37-45
01-21-1942	H	W	33-32
02-10-1942	A	L	42-60
01-20-1943	A	W	57-33
01-30-1943	H	W	42-30
01-05-1946	H	W	63-32
02-20-1946	A	W	49-42
12-18-1946	H	W	66-38
02-24-1947	A	W	54-52
12-16-1947	A	L	53-64
02-28-1948	H	W	89-45
12-14-1948	H	W	41-37
02-23-1949	A	L	55-73
12-13-1949	H	L	50-66
02-21-1950	A	L	42-56
12-12-1950	H	L	47-60
02-21-1951	A	L	53-62
12-12-1951	H	W	61-60
02-20-1952	A	L	56-65
12-10-1952	A	W	61-53
02-18-1953	H	W	74-65
12-09-1953	H	W	72-70
02-10-1954	A	L	69-80
12-07-1954	H	L	67-87
02-09-1955	A	L	62-78
12-07-1955	A	L	50-73
02-07-1956	H	L	73-86
12-12-1956	H	L	65-67
02-06-1957	A	L (2OT)	67-68
12-11-1957	A	W	63-59
02-05-1958	H	L	62-64
12-10-1958	A	L	50-54
02-07-1959	H	W	72-68
12-09-1959	H	L	45-61
02-03-1960	A	L	60-72
12-14-1960	A	L	69-84
02-01-1961	H	W	60-58
12-12-1961	H	L	67-86
02-28-1962	A	L	52-63
12-22-1962	A	L	42-47
02-26-1963	H	L	53-57
12-10-1963	H	L	81-87
02-26-1964	A	W	75-62
12-09-1964	H	W	95-88
01-30-1965	A	L	52-54
12-07-1965	A	L	48-63
02-19-1966	H	L	60-75
03-07-1966	N	L	51-58
12-06-1966	H	L	71-80
01-28-1967	A	L	55-71
12-05-1967	A	W	64-61
03-02-1968	H	L	51-63
12-11-1968	H	L	55-83
01-25-1969	A	L	54-67
12-27-1969	A	W	66-64
01-24-1970	H	W	76-65
01-30-1971	H	W	60-59
03-03-1971	A	W	83-53
12-16-1971	A	W	58-51
01-26-1972	H	L	60-66
01-24-1973	A	L	61-68
02-28-1973	H	W	84-59
01-02-1974	A	L	57-73
02-25-1974	H	L	74-79
01-29-1975	H	W	74-62
02-26-1975	A	W	78-66
12-03-1975	H	W	66-55
01-14-1976	A	L	61-62
01-19-1977	A	W	79-70
02-16-1977	H	L	69-72
01-11-1978	A	L	66-73
02-15-1978	H	W	63-60
12-13-1978	H	L	69-86
01-31-1979	A	L	62-73
12-05-1979	H	L	76-79
01-02-1980	A	L	56-57
12-04-1980	H	L	71-74
01-05-1981	A	W	86-83
12-09-1981	H	L	65-82
01-02-1982	A	L	65-82
12-08-1982	H	L	66-69
01-03-1983	A	W	57-45
12-07-1983	H	W	67-59
12-22-1983	A	L	79-89
12-12-1984	H	W	69-64
01-28-1985	A	L	54-63
12-04-1985	H	W	70-57
12-21-1985	A	L	68-70
12-03-1986	H	W (OT)	73-71
02-23-1987	A	W	78-74
12-02-1987	H	L	69-70
02-08-1988	A	W (OT)	79-75
12-07-1988	H	W	72-64
12-20-1988	A	L	62-72
12-23-1989	A	L	81-97
12-06-1990	H	W	101-77
12-12-1991	A	W	59-47
12-09-1992	H	W	57-50
12-30-1993	A	W (2OT)	99-93
12-05-1994	H	W	81-72
12-30-1995	A	W	79-56
12-04-1996	H	W	92-72
11-22-1997	A	W (OT)	93-86
11-22-1998	H	W	76-62
12-29-1999	A	L	70-78
12-06-2000	H	L	54-55
12-29-2001	A	L	23-60
12-04-2002	H	W	78-63
12-03-2003	A	L	61-67
11-21-2005	H	W	58-42
12-20-2006	A	L	54-56
11-28-2007	H	L	62-63
01-06-2008	A	L	40-45
12-02-2009	H	L	58-65
12-04-2010	A	L	70-58
11-15-2011	H	W (OT)	72-67
12-08-2012	A	L	61-83
12-03-2014	H	L	62-66
12-22-2015	A	L	63-64

DEFIANCE
Miami leads 3-0
At Oxford: MU leads 3-0
Current streak: MU—3
Most MU points: 99 (99-47) in 2021
Most DC points: 47 (47-99) in 2021
Combined points: 146 (99-47) in 2021
Biggest MU win: 52 (99-47) in 2021

12-04-1947	H	W	72-40
12-07-1948	H	W	75-32
11-23-2021	H	W	99-47

DELAWARE
Delaware leads 1-0
At Oxford: UD leads 1-0
Current streak: UD—1
Most MU points: 66 (66-68) in 2016
Most UD points: 68 (66-68) in 2016
Combined points: 134 (66-68) in 2016
Biggest UD win: 2 (66-68) in 2016

11-18-16	H	L	66-68

DENISON
Denison leads 35-15
At Oxford: DU leads 14-12
At Granville: DU leads 21-3
Current streak: MU—1
Most MU points: 80 (80-55) in 1985
Most DU points: 73 (32-73) in 1945
Combined points: 135 (80-55) in 1985
Biggest MU win: 35 (80-55) in 1985
Biggest DU win: 57 (14-71) IN 1913

1906-1907	A	L	12-34
1907-1908	H	L	20-29
02-07-1909	A	L	18-28
02-13-1909	H	L	16-21
02-17-1910	A	L	11-22
03-05-1910	H	W	20-15
1910-1911	H	W	25-20
02-06-1912	H	W	26-11
03-01-1912	A	L	26-52
02-07-1913	A	L	14-71

All-Time Game-By-Game Series

02-15-1913	H	L	19-53
01-29-1914	A	L	18-73
03-07-1914	H	L	12-54
02-06-1915	H	L	19-44
02-12-1915	A	L	6-56
02-18-1916	A	L	24-33
03-04-1916	H	L	18-46
02-17-1917	A	L	24-29
03-03-1917	H	W	22-17
03-02-1918	H	W	32-18
03-08-1918	A	W	31-22
01-31-1919	A	L	22-29
02-28-1919	H	L	7-14
02-13-1920	A	L	20-33
03-12-1920	H	L	13-29
1921-1922	A	L	28-36
1921-1922	H	L	45-52
1922-1923	A	L	23-41
1922-1923	H	L	21-23
1923-1924	A	L	14-27
1923-1924	H	L	22-25
1924-1925	A	L	18-55
1924-1925	H	L	22-31
01-16-1926	A	L	25-41
02-06-1926	H	W	32-29
01-29-1927	A	W	28-22
02-19-1927	H	W	40-30
01-18-1928	A	W	35-28
02-25-1928	H	W	48-25
01-16-1929	A	L	31-48
02-16-1929	H	L	36-46
01-25-1930	H	W	41-20
02-24-1930	A	L	33-39
01-14-1931	A	L	23-26
02-07-1931	H	W	25-20
01-09-1932	H	L	18-40
02-17-1932	A	L	28-40
01-13-1945	H	W	34-32
02-21-1945	A	L	32-73
12-11-1985	H	W	80-55

DENVER
Miami leads 1-0
At Neutral Sites: MU leads 1-0
Current streak: MU—1
Most MU points: 91 (91-77) in 1974
Most DU points: 77 (91-77) in 1974
Combined points: 168 (91-77) in 1974
Biggest MU win: 14 (91-77) in 1974

12-27-1974	N	W	91-77

DEPAUL
DePaul leads 5-3
At Oxford: DU leads 1-0
At Chicago: MU leads 3-2
At Neutral Sites: DU leads 2-0
Current streak: DU—3
Most MU points: 80 (80-70) in 1956
Most DU points: 83 (66-83) in 2017
Combined points: 160 (79-81) in 1960
Biggest MU win: 10 (80-70) in 1956
Biggest DU win: 17 (66-83) in 2017

12-20-1952	N	L	78-81
03-10-1953	N	L	72-74
01-19-1956	A	W	80-70
02-15-1958	A	W	69-64
12-27-1958	A	W	74-67
01-23-1960	H	L	79-81
12-27-1960	A	L	70-72
12-21-2017	A	L	66-83

DePAUW
DePauw leads 7-5
At Oxford: DU leads 5-2
At Greencastle: DU leads 5-0
Current streak: MU—2
Most MU points: 79 (79-68) in 1963
Most DU points: 68 (79-68) in 1963
Combined points: 147 (79-68) in 1963
Biggest MU win: 22 (66-44) in 1991
Biggest DU win: 24 (14-38) in 1908

1907-1908	H	L	13-25
1907-1908	A	L	14-38
01-17-1931	H	W	25-24
02-17-1931	A	L	23-29
01-16-1932	H	W	23-18
02-06-1932	A	L	15-26
01-31-1933	A	L	17-40
02-20-1933	H	L	25-41
01-26-1945	H	W	44-43
02-12-1945	A	L	43-66
12-16-1963	H	W	79-68
12-04-1991	H	W	66-44

DeSALES
DeSales leads 1-0
At Lehigh County: DU leads 1-0
Current streak: DU—1
Most MU points: 45 (45-46) in 1940
Most DU points: 46 (45-46) in 1940
Combined points: 91 (45-46) in 1940
Biggest DU win: 1 (45-46) in 1940

02-23-1940	A	L	45-46

DRAKE
Series tied 1-1
At Neutral Sites: Tied 1-1
Current streak: MU—1
Most MU points: 67 (67-59) in 2019
Most DU points: 62 (44-62) in 1986
Combined points: 126 (67-59) in 2019
Biggest MU win: 8 (67-59) in 2019
Biggest DU win: 18 (44-62) in 1986

12-26-1986	N	L	44-62
11-25-2019	N	W	67-59

DUKE
Duke leads 1-0
At Durham: DU leads 1-0
Current streak: DU—1
Most MU points: 45 (45-79) in 2010
Most DU points: 79 (45-79) in 2010
Combined points: 124 (45-79) in 2010
Biggest DU win: 34 (45-79) in 2010

11-16-2010	A	L	45-79

DUQUESNE
Duquesne leads 4-0
At Pittsburgh: DU leads 2-0
At Neutral Sites: DU leads 2-0
Current streak: DU—4
Most MU points: 69 (69-97) in 1980
Most DU points: 97 (69-97) in 1980
Combined points: 166 (69-97) in 1980
Biggest DU win: 28 (69-97) in 1980

12-21-1946	N	L	45-52
12-13-1957	A	L	66-77
12-11-1965	A	L	60-64
12-19-1980	N	L	69-97

EARLHAM
Miami leads 11-10
At Oxford: MU leads 5-4
At Richmond: Tied 6-6
Current streak: MU—5
Most MU points: 93 (93-45) in 1991
Most EC points: 58 (89-58) in 1953
Combined points: 147 (89-58) in 1953
Biggest MU win: 48 (93-45) in 1991
Biggest EC win: 20 (11-31) in 1911

1906-1907	A	L	25-34
1907-1908	A	L	25-36
01-30-1909	H	W	25-17
01-21-1910	A	L	19-25
1910-1911	A	L	11-31
1910-1911	H	W	21-11
1921-1922	H	L	22-24
12-10-1925	A	L	21-35
12-16-1926	A	W	26-17
12-15-1927	A	W	32-25
12-13-1928	A	W	43-34
12-12-1929	A	W	23-21
12-10-1930	A	L	16-18
12-12-1931	H	L	19-27
01-05-1936	H	L	26-31
12-12-1939	H	L	36-38
01-30-1940	A	W	43-35
12-18-1943	H	W	74-33
01-18-1944	A	W	79-45
12-01-1953	H	W	89-58
11-23-1991	H	W	93-45

EAST CAROLINA
East Carolina leads 1-0
At Neutral Sites: ECU leads 1-0
Current streak: ECU—1
Most MU points: 63 (63-86) in 1987
Most ECU points: 86 (63-86) in 1987
Combined points: 149 (63-86) in 1987
Biggest ECU win: 23 (63-86) in 1987

12-29-1987	N	L	63-86

EAST TENNESSEE STATE
East Tennessee State leads 1-0
At Neutral Sites: ETSU leads 1-0
Current streak: ETSU—1
Most MU points: 78 (78-79) in 1988
Most ETSU points: 79 (78-79) in 1988
Combined points: 157 (78-79) in 1988
Biggest ESTU win: 1 (78-79) in 1988

12-04-1988	N	L	78-79

EASTERN ILLINOIS
Eastern Illinois leads 1-0
At Neutral Sites: EIU leads 1-0
Current streak: EIU—1
Most MU points: 30 (30-42) in 1944
Most EIU points: 42 (30-42) in 1944
Combined points: 72 (30-42) in 1944
Biggest EIU win: 12 (30-42) in 1944

12-22-1944	N	L	30-42

EASTERN KENTUCKY
Miami leads 10-6
At Oxford: MU leads 6-2
At Richmond: MU leads 4-3
At Neutral Sites: EKU leads 1-0
Current streak: MU—2
Most MU points: 96 (96-81) in 1961
Most EKU points: 85 (75-85) in 1959
Combined points: 177 (96-81) in 1961
Biggest MU win: 51 (91-40) in 1996
Biggest EKU win: 10 (75-85) in 1959

12-19-1929	A	W	22-13
12-28-1950	N	L	60-70
02-14-1956	H	W	87-78
12-01-1958	H	L	70-78
12-05-1959	A	L	75-85
01-20-1961	H	W	96-81
12-03-1962	A	W	65-64
03-01-1965	H	W	82-68
03-02-1966	A	L	52-59
03-01-1967	H	W (OT)	84-73
12-09-1985	A	W	65-63
12-13-1986	H	L (OT)	82-83
12-05-1989	H	W	93-75
12-03-1990	A	L	75-80
11-25-1995	A	W	89-68
12-10-1996	H	W	91-40

EASTERN MICHIGAN
Miami leads 53-28
At Oxford: MU leads 29-7
At Ypsilanti: MU leads 22-17
At Neutral Sites: EMU leads 4-2
Current streak: MU—1
Most MU points: 102 (102-68) in 1986
Most EMU points: 94 (69-94) in 2016
Combined points: 186 (99-87) in 1989
Biggest MU win: 34 (102-68) in 1986
Biggest EMU win: 25 (69-94) in 2016

02-05-1975	A	W	60-57
01-03-1976	H	W	83-69
03-06-1976	A	W	75-66
02-07-1977	H	W	86-58
02-25-1978	A	L	69-76
03-06-1978	H	W	84-67
02-03-1979	A	L	73-80
01-05-1980	A	W	68-67
02-09-1980	H	W	69-67
01-10-1981	A	L	64-68
02-07-1981	H	W	69-63
02-03-1982	A	L	68-74
01-26-1983	A	W	71-67
02-23-1983	H	L	53-55
01-04-1984	A	W	50-48
03-03-1984	H	W	60-45
01-12-1985	H	W	58-48
02-09-1985	A	W	65-64
01-04-1986	A	W	63-52
02-01-1986	H	W	102-68
01-28-1987	H	W	81-79
02-25-1987	A	L	66-88
03-05-1987	N	L	64-87
01-27-1988	A	L	69-81
02-24-1988	H	L	52-69
01-04-1989	A	W	86-74
03-04-1989	H	F	99-87
03-10-1989	N	L	69-70
01-13-1990	H	W	94-78

HISTORY

All-Time Game-By-Game Series

02-10-1990	A	L	55-62
01-05-1991	A	L	71-86
02-02-1991	H	W	70-63
02-05-1992	H	W	69-60
03-04-1992	A	W	73-63
03-12-1992	N	W	67-66
01-27-1993	A	W	69-62
02-24-1993	H	L	55-59
01-19-1994	H	W	87-76
02-16-1994	A	L	65-73
03-08-1994	H	W	90-60
01-25-1995	A	W	72-50
02-22-1995	H	W	88-68
01-24-1996	H	L	60-73
02-21-1996	A	W	75-68
02-06-1997	A	L	77-82
02-24-1997	H	W	86-77
03-08-1997	N	W	96-76
01-08-1998	H	W	72-64
01-31-1998	A	L	67-71
03-04-1998	N	L	77-92
01-05-1999	A	W	73-49
02-13-1999	H	W	78-56
01-17-2000	H	W	73-64
03-01-2000	A	W	64-51
01-31-2001	A	W	62-48
01-16-2002	H	W	72-56
01-29-2003	A	W	73-58
01-24-2004	H	W	74-46
01-19-2005	A	W	83-73
01-07-2006	H	W (OT)	64-59
02-07-2007	A	W	74-64
01-26-2008	H	W	65-52
01-31-2009	A	W	66-51
01-30-2010	H	W	61-51
02-05-2011	A	W	58-56
02-01-2012	H	W (OT)	62-57
01-19-2013	A	L	58-65
03-13-2013	N	L	47-58
02-01-2014	H	W	65-61
01-10-2015	H	W (OT)	82-81
02-10-2015	A	L	69-83
03-09-2015	A	L (OT)	61-62
02-02-2016	A	L	69-94
01-28-2017	H	L	57-74
01-27-2018	H	L	48-58
02-13-2018	A	L	57-58
02-02-2019	A	W	59-48
01-25-2020	H	W	73-68
01-23-2021	A	W	85-63
01-29-2022	A	L	75-85
03-04-2022	H	W	76-63

F—Forfeited by Miami

EASTERN WASHINGTON
Tied 1-1
At Oxford: MU leads 1-0
At Cheney: EWU leads 1-0
Current streak: MU—1
Most MU points: 97 (97-62) in 1990
Most EWU points: 102 (79-102) in 1989
Combined points: 181 (79-102) in 1989
Biggest MU win: 35 (97-62) in 1990
Biggest EWU win: 23 (79-102) in 1989

12-30-1989	A	L	79-102
12-10-1990	H	W	97-62

ELON
Elon leads 1-0
At Oxford: EU leads 1-0
Current streak: EU—1
Most MU points: 68 (68-70) in 2014
Most EU points: 70 (68-70) in 2014
Combined points: 138 (68-70) in 2014
Biggest EU win: 2 (68-70) in 2014

11-30-2014	H	L	68-70

EVANSVILLE
Evansville leads 12-5
At Oxford: Series tied 4-4
At Evansville: UE leads 8-1
Current streak: UE—1
Most MU points: 110 (110-102) in 1988
Most UE points: 102 (110-102) in 1988
Combined points: 212 (110-102) in 1988
Biggest MU win: 24 (82-58) in 2009
Biggest UE win: 26 (68-94) in 2012

02-27-1947	H	W	91-70
01-17-1948	A	L	53-66
12-28-1974	A	W	79-68
01-03-1987	A	L	69-79
12-09-1987	H	W	110-102
01-22-1990	A	L (2OT)	71-84
11-24-1990	H	L	82-93
12-03-2001	A	L (OT)	63-67
12-30-2002	H	L	58-66
02-21-2009	A	L	61-75
11-28-2009	H	W	82-58
12-20-2011	H	L	75-77
12-05-2012	A	L	68-94
12-07-2013	A	L	65-78
11-19-2014	H	L	50-69
12-30-2018	H	W	70-67
12-07-2019	A	L	87-101

FAIRFIELD
Miami leads 2-0
At Oxford: MU leads 1-0
At Fairfield: MU leads 1-0
Current streak: MU—2
Most MU points: 103 (103-78) in 1990
Most FU points: 78 (103-78) in 1990
Combined points: 181 (103-78) in 1990
Biggest MU win: 25 (103-78) in 1990

11-29-1990	H	W	103-78
12-21-1991	A	W	75-66

FINDLAY
Miami leads 9-0
At Oxford: MU leads 9-0
Current streak: MU—9
Most MU points: 114 (114-71) in 1974
Most FU points: 71 (114-71) in 1974
Combined points: 185 (114-71) in 1974
Biggest MU win: 43 (114-71) in 1974

12-11-1948	H	W	65-40
12-01-1949	H	W	47-39
12-08-1950	H	W	58-42
11-27-1951	H	W	80-68
12-02-1952	H	W	97-51
12-01-1962	H	W	64-56
11-30-1963	H	W	67-50
01-30-1974	H	W	114-71
11-29-2004	H	W	79-66

FLORIDA
Miami leads 1-0
At Neutral Sites: MU leads 1-0
Current streak: MU—1
Most MU points: 88 (88-72) in 1972
Most UF points: 72 (88-72) in 1972
Combined points: 160 (88-72) in 1972
Biggest MU win: 16 (88-72) in 1972

12-27-1972	N	W	88-72

FLORIDA A&M
Miami leads 1-0
At Oxford: MU leads 1-0
Current streak: MU—1
Most MU points: 52 (52-33) in 2006
Most FA&M points: 33 (52-33 in 2006
Combined points: 85 (52-33) in 2006
Biggest MU win: 19 (52-33) in 2006

11-17-2006	H	W	52-33

FLORIDA ATLANTIC
FAU leads 1-0
At Oxford: FAU leads 1-0
At Boca Raton: —
Current streak: FAU—1
Most MU points: 69 (69-75) in 2015
Most FAU points: 75 (69-75) in 2015
Combined points: 144 (69-75) in 2015
Biggest FAU win: 6 (69-75) in 2015

11-21-2015	H	L	69-75

FLORIDA STATE
Miami leads 1-0
At Neutral Sites: MU leads 1-0
Current streak: MU—1
Most MU points: 67 (67-64) in 1970
Most FSU points: 64 (67-64) in 1970
Combined points: 131 (67-64) in 1970
Biggest MU win: 3 (67-64) in 1970

12-19-1970	N	W	67-64

FORDHAM
Series Tied 1-1
at Bronx: MU leads 1-0
At Neutral Sites: FU leads 1-0
Current streak: MU—1
Most MU points: 60 (60-67) in 1956
Most FU points: 67(60-67) in 1956
Combined points: 127 (60-67) in 1956
Biggest FU win: 7 (67-60) in 1956

1956	N	L	60-67
11-10-17	A	W	55-54

FRANKLIN
Miami leads 7-2
At Oxford: MU leads 5-1
At Columbus: MU leads 2-1
Current streak: FU—1
Most MU points: 67 (67-35) in 1943
Most FU points: 47(47-54) in 1947
Combined points: 102 (67-35) in 1943
Biggest MU win: 32 (67-35) in 1943
Biggest FU win: 10 (38-48) in 1949

02-18-1908	A	W	23-19
01-20-1910	A	W	33-19
02-05-1910	H	W	39-9
1910-1911	H	W	25-21
1910-1911	A	L	15-16
12-10-1943	H	W	67-35
12-18-1947	H	W	54-47
12-03-1948	H	W	53-41
12-09-1949	H	L	38-48

FRESNO STATE
Fresno State leads 2-0
At Neutral Sites: FSU leads 2-0
Current streak: FSU—2
Most MU points: 62 (62-73) in 1998
Most FSU points: 73 (62-73) in 1998
Combined points: 135 (62-73) in 1998
Biggest FSU win: 11 (62-73) in 1998

03-13-1996	N	L	57-58
12-23-1998	N	L	62-73

GEORGE WASHINGTON
Miami leads 2-0
At Neutral Sites: MU leads 2-0
Current streak: MU—2
Most MU points: 84 (84-70) in 1956
Most GWU points: 70 (84-70) in 1956
Combined points: 154 (84-70) in 1956
Biggest MU win: 14 (84-70) in 1956

12-22-1956	N	W	84-70
12-14-1957	N	W	66-64

GEORGE MASON
Tied 1-1
At Oxford: MU leads 1-0
At Fairfax: GMU leads 1-0
Current streak: MU—1
Most MU points: 70 (70-65) in 2001
Most GMU points: 65 (70-65) in 2001
Combined points: 135 (70-65) in 2001
Biggest MU win: 5 (70-65) in 2001
Biggest GMU win: 14 (50-64) in 2000

12-22-2000	A	L	50-64
11-19-2001	H	W	70-65

GEORGETOWN
Georgetown leads 1-0
At Neutral Sites: GU leads 1-0
Current streak: GU—1
Most MU points: 53 (53-66) in 1993
Most GU points: 66 (66-53) in 1993
Combined points: 119 (53-66) in 1993
Biggest GU win: 13 (53-66) in 1993

03-25-1993	N	L	53-66

GEORGETOWN (KY)
Miami leads 8-2
At Oxford: MU leads 5-0
At Georgetown: MU leads 3-2
Current streak: MU—8
Most MU points: 49 (49-21) in 1935
Most GC points: 36 (36-38) in 1929
Combined points: 78 (46-32) in 1927
Biggest MU win: 28 (49-21) in 1935
Biggest GC win: 10 (11-21) in 1912

1905-1906	A	L	13-19
01-18-1912	A	L	11-21
02-28-1913	A	W	34-16
12-20-1927	A	W	46-32
12-22-1928	A	W	40-33
01-05-1929	H	W	38-36
12-13-1933	H	W	42-29
12-12-1934	H	W	35-20

All-Time Game-By-Game Series

12-12-1935	H	W	49-21
12-10-1937	H	W	43-34

GEORGIA
Georgia leads 1-0
At Neutral Sites: UGA leads 1-0
Current streak: UGA—1
Most MU points: 59 (59-64) in 2001
Most UGA points: 64 (59-64) in 2001
Combined points: 123 (59-64) in 2001
Biggest UGA win: 5 (59-64) in 2001

12-21-2001	N	L	59-64

GEORGIA TECH
Miami leads 1-0
At Atlanta: Miami leads 1-0
Current streak: MU—1
Most MU points: 72 (72-69) in 2021
Most GT points: 69 (69-72) in 2021
Combined points: 141 (72-69) in 2021
Biggest MU win: 3 (72-69) in 2021

11-09-2021	A	W	72-69

GRAMBLING STATE
Miami leads 2-0
At Oxford: MU leads 2-0
Current streak: MU—2
Most MU points: 80 (80-54) in 2012
Most GSU points: 76 (78-76) in 2016
Combined points: 154 (78-76) in 2016
Biggest MU win: 26 (80-54) in 2012

11-13-2012	H	W	80-54
11-30-2016	H	W(OT)	78-76

HANOVER
Hanover leads 5-4
At Oxford: Tied 3-3
At Hanover: HC leads 2-1
Current streak: HC—1
Most MU points: 51 (51-34) in 1941
Most HC points: 49 (44-49) in 1933
Combined points: 93 (44-49) in 1933
Biggest MU win: 17 (51-34) in 1941
Biggest HC win: 22 (22-44) in 1935

01-13-1911	H	L	16-21
12-16-1932	H	W	39-27
12-08-1933	H	L	44-49
12-17-1934	H	L	34-37
02-27-1935	A	L	22-44
12-17-1940	H	W	40-36
01-04-1941	A	W	34-33
12-17-1941	H	W	51-34
01-05-1942	A	L	38-46

HARTFORD
Hartford leads 1-0
At Neutral Sites: UH leads 1-0
Current streak: UH—1
Most MU points: 58 (58-68) in 2017
Most UH points: 68 (58-68) in 2017
Combined points: 126 (58-68) in 2017
Biggest UH win: 10 (58-68) in 2017

11-19-2017	N	L	58-68

HARVARD
Miami leads 1-0
At Oxford: MU leads 1-0
Current streak: MU—1
Most MU points: 86 (86-79) in 1979
Most HU points: 79 (86-79) in 1979
Combined points: 165 (86-79) in 1979
Biggest MU win: 7 (86-79) in 1979

12-29-1979	H	W	86-79

HEIDELBERG
Miami leads 5-0
At Oxford: MU leads 5-0
Current streak: MU—5
Most MU points: 97 (97-56) in 1957
Most HU points: 69 (93-69) in 1994
Combined points: 162 (93-69) in 1994
Biggest MU win: 45 (90-45) in 2021

02-05-1920	H	W	27-15
12-09-1957	H	W	97-56
12-01-1960	H	W	90-56
11-25-1994	H	W	93-69
11-20-2021	H	W	90-45

HIRAM
Miami leads 2-0
At Oxford: MU leads 2-0
Current streak: MU—2
Most MU points: 99 (99-58) in 1995
Most HC points: 58 (99-58) in 1995
Combined points: 157 (99-58) in 1995
Biggest MU win: 41 (99-58) in 1995

1922-1923	H	W	40-27
12-11-1995	H	W	99-58

IDAHO
Miami leads 1-0
At Neutral Sites: MU leads 1-0
Current streak: MU—1
Most MU points: 86 (86-77) in 1993
Most UI points: 77 (86-77) in 1993
Combined points: 163 (86-77) in 1993
Biggest MU win: 9 (86-77) in 1993

12-03-1993	N	W	86-77

IDAHO STATE
Idaho State leads 1-0
At Neutral Sites: ISU leads 1-0
Current streak: ISU—1
Most MU points: 76 (76-82) in 1978
Most ISU points: 82 (76-82) in 1978
Combined points: 158 (76-82) in 1978
Biggest ISU win: 6 (76-82) in 1978

12-29-1978	N	L	76-82

ILLINOIS
Illinois leads 5-1
At Oxford: IU leads 1-0
At Champaign: IU leads 3-1
At Neutral Sites: IU leads 1-0
Current streak: MU—1
Most MU points: 75 (75-93) in 1957
Most UI points: 97 (72-97) in 1954
Combined points: 169 (72-97) in 1954
Biggest MU win: 3 (61-58) in 2007
Biggest UI win: 25 (72-97) in 1954

12-19-1930	A	L	17-40
12-18-1931	H	L	19-37
12-15-1954	A	L	72-97
12-28-1957	A	L	75-93
11-24-2006	N	L	49-51
12-20-2007	A	W (OT)	61-58

ILLINOIS-CHICAGO
Miami leads 2-0
At Oxford: MU leads 2-0
Current streak: MU—2
Most MU points: 82 (82-70) in 2012
Most UIC points: 70 (82-70) in 2012
Combined points: 152 (82-70) in 2012
Biggest MU win: 12 (82-70) in 2012

11-21-2006	H	W	72-61
12-22-2012	H	W	82-70

ILLINOIS STATE
Miami leads 4-1
At Oxford: MU leads 1-0
At Bloomington: Tied 1-1
At Neutral Sites: MU leads 2-0
Current streak: ISU—1
Most MU points: 65 (65-55) in 1993
Most ISU points: 64 (40-64) in 2006
Combined points: 120 (65-55) in 1993
Biggest MU win: 12 (63-51) in 1991
Biggest ISU win: 24 (40-64) in 2006

12-29-1988	N	W	61-58
12-27-1991	N	W	63-51
02-13-1993	A	W	65-55
02-18-2006	H	W	51-49
12-05-2006	A	L	40-64

INDIANA
Indiana leads 21-3
At Oxford: IU leads 5-1
At Bloomington: IU Leads 14-2
At Neutral Sites: IU leads 2-0
Current streak: IU—5
Most MU points: 91 (91-98) in 1958
Most IU points: 98 (91-98) in 1958
Combined points: 199 (91-98) in 1958
Biggest MU win: 6 (63-57) in 1983
Biggest IU win: 30 (13-43) in 1936

12-12-1925	A	L	26-47
12-08-1931	A	L	18-24
01-03-1933	H	W	33-29
01-01-1934	H	L	15-32
12-16-1935	A	L	15-41
12-12-1936	A	L	13-43
12-10-1938	A	L	23-49
01-22-1944	A	W	52-50
12-07-1946	A	L	36-69
02-07-1948	H	L	48-57
03-15-1958	N	L	91-98
12-04-1971	A	L	50-65
01-09-1973	A	L	68-80
01-08-1974	H	L	58-71
12-21-1976	A	L	55-76
12-01-1979	A	L	52-80
11-28-1981	A	L	64-71
11-29-1982	H	L	59-75
11-26-1983	A	W	63-57
12-29-1984	N	L	72-77
11-28-1987	A	L	65-90
11-29-1988	H	L	70-87
11-25-1989	A	L	66-77
12-10-1994	A	L	77-92

IUPUI
Miami leads 4-1
At Oxford: MU leads 3-0
At Indianapolis: Series tied 1-1
Current streak: MU—1
Most MU points: 102 (102-75) in 1997
Most IUPUI points: 78 (64-78) in 2015
Combined points: 177 (102-75) in 1997
Biggest MU win: 27 (102-75) in 1997
Biggest IUPUI win: 14 (64-78) in 2015

12-02-1997	H	W	102-75
11-24-1999	A	W	75-59
11-20-2010	H	W	59-58
12-05-2015	A	L	64-78
12-10-2016	H	W	71-68

INDIANA STATE
Indiana State leads 4-4
At Oxford: MU leads 2-0
At Terre Haute: ISU leads 2-1
At Neutral Sites: ISU leads 3-0
Current streak: ISU—1
Most MU points: 77 (77-61) in 1991
Most ISU points: 72 (53-72) in 1990
Combined points: 138 (74-58) in 2007
Biggest MU win: 16 (74-58) in 2007
Biggest ISU win: 19 (53-72) in 1990

03-07-1936	N	L	27-45
02-12-1937	N	L	52-59
12-15-1990	A	L	53-72
12-07-1991	H	W	77-61
11-25-2000	N	L	46-54
02-17-2007	A	W	70-58
12-04-2007	H	W	74-58
12-04-2021	A	L	68-69

IONA
Iona leads 1-0
At Neutral Sites: IC leads 1-0
Current streak: IC—1
Most MU points: 51 (51-57) in 2001
Most IC points: 57 (51-57) in 2001
Combined points: 108 (51-57) in 2001
Biggest IC win: 6 (51-57) in 2001

12-22-2001	N	L	51-57

IOWA
Iowa leads 2-0
At Iowa City: UI leads 2-0
Current streak: UI—2
Most MU points: 77 (77-82) in 1958
Most UI points: 82 (77-82) in 1958
Combined points: 159 (77-82) in 1958
Biggest UI win: 20 (55-75) in 1961

02-08-1958	A	L	77-82
12-09-1961	A	L	55-75

IOWA STATE
Iowa State leads 1-0
At Neutral Sites: ISU leads 1-0
Current streak: ISU—1
Most MU points: 79 (79-81) in 1986
Most ISU points: 81 (79-81) in 1986
Combined points: 160 (79-81) in 1986
Biggest ISU win: 2 (79-81) in 1986

03-14-1986	N	L (OT)	79-81

HISTORY

All-Time Game-By-Game Series

JACKSON STATE
Miami leads 1-0
At Oxford: MU leads 1-0
At Jackson: —
Current streak: MU—1
Most MU points: 64 (64-53) in 2016
Most JSU points: 53 (64-53) in 2016
Combined points: 107 (64-53) in 2016
Biggest MU win: 11 (64-53) in 2016

12-15-2015	H	W	64-53

JACKSONVILLE
Jacksonville leads 1-0
At Jacksonville: JU leads 1-0
Current streak: JU—1
Most MU points: 59 (59-66) in 1972
Most JU points: 66 (59-66) in 1972
Combined points: 125 (59-66) in 1972
Biggest JU win: 7 (59-66) in 1972

12-26-1972	A	L	59-66

JAMES MADISON
Tied 1-1
At Oxford: MU leads 1-0
At Harrisonburg: JMU leads 1-0
Current streak: MU—1
Most MU points: 76 (76-58) in 2012
Most JMU points: 70 (69-70) in 2011
Combined points: 139 (69-70) in 2011
Biggest MU win: 18 (76-58) in 2012
Biggest JMU win: 1 (69-70) in 2011

02-19-2011	N	L	69-70
11-24-2012	H	W	76-58

KANSAS
Kansas leads 2-0
At Lawrence: KU leads 2-0
Current streak: KU—2
Most MU points: 56 (56-83) in 2011
Most KU points: 83 (56-83) in 2011
Combined points: 139 (56-83) in 2011
Biggest KU win: 27 (56-83) in 2011

12-22-2007	A	L	54-78
01-02-2011	A	L	56-83

KENT STATE
Miami leads 92-59
At Oxford: MU leads 54-19
At Kent: MU leads 36-35
At Neutral Sites: KSU leads 5-2
Current streak: KSU—5
Most MU points: 107 (107-77) in 1981
Most KSU points: 105 (87-105) in 1962
Combined points: 192 (87-105) in 1962
Biggest MU win: 42 (99-57) in 1953
Biggest KSU win: 30 (53-83) in 1987; (56-86) in 1990

12-18-1948	A	L	55-70
12-03-1949	H	L	40-49
12-22-1950	A	W	60-55
11-30-1951	H	W	81-58
02-22-1952	A	W	90-51
12-05-1952	A	W	76-73
02-21-1953	H	W	99-57
12-04-1953	H	W	81-68
02-20-1954	A	L	66-81
12-03-1954	A	W	82-69
02-19-1955	H	W	91-61
12-02-1955	H	W	72-70
02-17-1956	A	L	73-74
12-01-1956	A	W	96-77
02-16-1957	H	W	87-74
01-25-1958	H	W	56-41
02-28-1958	A	W	50-48
02-14-1959	H	W	64-46
02-28-1959	A	L	65-69
01-30-1960	A	W	91-86
02-27-1960	H	W	73-68
01-21-1961	H	W	74-67
02-25-1961	A	L	89-97
01-09-1962	A	W	64-63
02-24-1962	H	L	87-105
01-09-1963	A	W	64-58
02-02-1963	H	W	66-58
01-08-1964	A	W	85-68
01-25-1964	H	W	81-44
01-06-1965	A	W	68-47
01-23-1965	H	W	87-55
01-05-1966	A	W	67-58
01-22-1966	H	W	58-43
01-04-1967	A	W	67-49
01-21-1967	H	W	77-47
01-20-1968	A	W	79-68
02-14-1968	H	W	86-70
01-08-1969	H	W	62-61
02-01-1969	A	W	47-45
01-07-1970	A	W	61-47
01-31-1970	H	W (OT)	60-56
01-06-1971	A	W (OT)	61-59
02-17-1971	H	W	65-63
01-05-1972	H	L	54-60
02-16-1972	A	L	77-78
01-27-1973	H	W	68-56
02-24-1973	A	W	75-66
01-23-1974	A	W	78-76
02-27-1974	H	W	88-76
01-22-1975	H	W	72-62
02-19-1975	A	W	52-50
01-17-1976	A	W	72-67
02-21-1976	H	W	77-54
01-05-1977	A	W	66-63
02-09-1977	H	W	64-56
02-04-1978	A	L	54-55
01-24-1979	A	L	59-62
02-28-1979	H	L	62-63
01-16-1980	A	L	61-68
02-23-1980	H	W (OT)	90-86
01-17-1981	A	W	65-58
02-14-1981	H	W	107-77
01-16-1982	A	W	67-62
02-13-1982	H	W	69-60
01-05-1983	H	W	60-54
03-05-1983	A	L	66-78
01-25-1984	H	W	54-47
02-22-1984	A	L	50-65
03-11-1984	N	W	42-40
01-23-1985	A	L	69-80
02-20-1985	H	W	72-66
01-15-1986	H	W	58-51
02-12-1986	A	W	77-69
01-07-1987	A	L	53-83
02-04-1987	H	L	72-74
01-06-1988	H	L	54-56
03-05-1988	A	W	71-67
01-28-1989	A	F	70-63
02-25-1989	H	L	57-67
01-20-1990	H	W	72-61
02-17-1990	A	L	56-86
01-12-1991	A	W	76-66
02-09-1991	H	W	72-54
01-11-1992	H	W	59-49
02-08-1992	A	W	67-52
02-03-1993	A	W	69-55
03-03-1993	H	W	71-38
01-26-1994	H	W	79-50
02-23-1994	A	L	68-70
01-04-1995	A	W	75-73
03-04-1995	H	W	68-55
03-07-1995	H	W	77-49
01-03-1996	H	W	71-59
03-02-1996	A	W	77-63
01-08-1997	A	W	64-57
02-01-1997	H	W	73-60
03-04-1997	H	W	75-65
01-17-1998	A	L	65-66
02-11-1998	H	L	52-58
03-03-1998	N	W	64-59
01-20-1999	A	L	62-68
02-24-1999	H	W	73-60
03-03-1999	N	L	43-49
01-02-2000	H	L (OT)	57-61
02-07-2001	A	W	48-45
03-10-2001	N	L	61-67
02-16-2002	A	L	57-73
03-02-2002	H	L	67-70
01-08-2003	H	L	52-60
02-03-2003	A	L	60-70
01-14-2004	H	W	74-65
03-03-2004	A	W	59-57
03-12-2004	N	L	56-66
01-08-2005	A	L	49-68
03-02-2005	H	W	70-45
01-24-2006	H	L	46-53
02-25-2006	A	L	63-70
01-07-2007	H	W	65-63
02-14-2007	A	L	45-61
01-17-2008	H	L	62-74
03-04-2008	A	L	39-50
03-14-2008	N	L	47-49
01-17-2009	A	W	66-55
03-01-2009	H	W	68-63
01-12-2010	H	W (OT)	55-53
02-27-2010	A	L	58-66
01-23-2011	A	L	57-78
02-16-2011	H	W (OT)	86-80
01-11-2012	A	L	67-71
02-21-2012	H	W	62-60
02-13-2013	A	L	70-87
03-02-2013	H	L	58-78
02-19-2013	H	L	63-75
03-04-2014	A	W	73-61
03-10-2014	H	W	71-64
02-07-2015	A	L	60-61
02-24-2015	H	W (OT)	86-81
01-12-2016	A	L	68-76
02-27-2016	H	W	74-65
02-04-2017	H	L	62-66
02-14-2017	A	L	72-76
01-09-2018	H	W	80-69
02-27-2018	A	L (OT)	83-90
02-05-2019	A	L	67-70
03-05-2019	H	L	66-75
01-14-2020	H	W	77-74
02-25-2020	A	L	61-74
02-02-2021	A	L	68-77
02-27-2021	H	L	51-64
02-01-2022	H	L	65-78
03-10-2022	N	L	75-85

F—Forfeited by Miami

KENTUCKY
Kentucky leads 22-4
At Oxford: KU leads 3-1
At Lexington: KU Leads 15-3
At Neutral Sites: KU leads 4-0
Current streak: KU—20
Most MU points: 77 (77-86) in 1968
Most KU points: 94 (70-94) in 1958
Combined points: 164 (70-94) in 1958
Biggest MU win: 24 (38-14) in 1919
Biggest KU win: 32 (61-93) in 1962

1905-1906	A	W	15-10
1905-1906	H	W	29-19
01-19-1912	A	L	14-31
02-27-1913	A	L	15-24
03-08-1919	A	W	38-14
12-19-1927	A	W	36-31
12-21-1928	A	L (OT)	42-43
12-20-1929	A	L	20-35
12-06-1941	A	L	21-35
12-16-1946	A	L	49-62
01-05-1948	H	L	53-67
03-14-1958	N	L	70-94
01-02-1961	A	L	58-70
12-02-1961	A	L	61-93
12-02-1968	H	L	77-86
03-15-1969	N	L	71-72
12-29-1969	A	L	58-80
12-01-1973	A	L	68-81
12-02-1974	H	L	73-80
12-10-1975	A	L	69-91
03-16-1978	N	L	69-91
12-18-1987	A	L	71-85
12-22-1992	A	L	49-65
02-19-1999	N	L	43-58
11-15-2006	A	L	46-57
11-16-2009	A	L	70-72

KENTUCKY WESLEYAN
Miami leads 5-0
At Oxford: MU leads 4-0
At Owensboro: MU Leads 1-0
Current streak: MU—5
Most MU points: 40 (40-30) in 1937
Most KW points: 30 (40-30) in 1937
Combined points: 70 (40-30) in 1937
Biggest MU win: 22 (39-17) in 1938

12-20-1928	A	W	35-19
12-07-1936	H	W	31-29
12-07-1937	H	W	40-30
12-14-1938	H	W	39-17
12-09-1939	H	W	35-14

All-Time Game-By-Game Series

KENYON
Miami leads 20-9
At Oxford: MU leads 13-3
At Gambier: MU Leads 7-6
Current streak: MU—3
Most MU points: 89 (89-46) in 1982
Most KC points: 49 (38-49) in 1923
Combined points: 135 (89-46) in 1982
Biggest MU win: 43 (89-46) in 1982
Biggest KC win: 24 (22-46) in 1925

02-17-1912	H	W	29-14
02-29-1912	A	L	8-21
02-22-1913	H	W	38-10
01-30-1914	A	W	33-30
02-13-1915	A	L	30-32
02-27-1915	H	L	21-26
02-12-1916	H	W	25-20
02-17-1916	A	L	26-31
01-27-1917	H	W	36-26
02-16-1917	A	L	32-35
02-16-1918	H	W	43-14
03-09-1918	A	W	33-28
01-18-1919	H	W	30-12
02-01-1919	A	W	24-10
01-10-1920	H	W	39-20
02-14-1920	A	W	30-21
01-15-1921	H	W	37-14
02-26-1921	A	W	33-24
1921-1922	H	W	47-33
1921-1922	A	W	70-38
1922-1923	H	L	38-49
1922-1923	A	W	39-23
1923-1924	H	W	26-20
1923-1924	A	L	22-23
1924-1925	H	L	17-22
1924-1925	A	L	22-46
12-02-1981	H	W	69-46
12-11-1982	H	W	89-46
11-17-2015	H	W	68-47

LAMAR
Miami leads 1-0
At Oxford: MU leads 1-0
Current streak: MU—1
Most MU points: 104 (104-75) in 2021
Most LU points: 75 (75-104) in 2021
Combined points: 179 (104-79) in 2021
Biggest MU win: 29 (104-75) in 2021

11-13-2021	H	W	104-75

LaSALLE
Miami leads 2-0
At Neutral Sites: MU leads 2-0
Current streak: MU—2
Most MU points: 74 (74-53) in 1995
Most LU points: 66 (71-66) in 1997
Combined points: 137 (71-66) in 1997
Biggest MU win: 21 (74-53) in 1995

11-29-1995	N	W	74-53
12-12-1997	N	W	71-66

LIBERTY
Miami leads 3-0
At Oxford: MU leads 2-0
At Lynchburg: MU leads 1-0
Current streak: MU—3
Most MU points: 88 (88-44) in 2004
Most LU points: 55 (71-55) in 2003
Combined points: 132 (88-44) in 2004
Biggest MU win: 44 (88-44) in 2004

11-21-2003	A	W	71-55
12-21-2004	H	W	88-44
11-22-2014	H	W	63-52

LIPSCOMB
Miami leads 1-0
At Oxford: MU leads 1-0
Current streak: MU—1
Most MU points: 70 (70-68) in 2016
Most LU points: 68 (70-68) in 2016
Combined points: 138 (70-68) in 2016
Biggest MU win: 2 (70-68) in 2016

11-20-15	H	W	70-68

LIU BROOKLYN
Miami leads 1-0
At Neutral Sites: MU leads 1-0
Current streak: MU—1
Most MU points: 78 (78-74) in 2017
Most LIUB points: 74 (78-74) in 2017
Combined points: 152 (78-74) in 2017
Biggest MU win: 4 (78-74) in 2017

11-17-2017	N	W	78-74

LONG BEACH STATE
Miami leads 1-0
At Neutral Sites: MU leads 1-0
Current streak: MU—1
Most MU points: 69 (69-62) in 1995
Most LBSU points: 62 (69-62) in 1995
Combined points: 131 (69-62) in 1995
Biggest MU win: 7 (69-62) in 1995

12-16-1995	N	W (OT)	69-62

LONGWOOD
Miami leads 1-0
At Oxford: MU leads 1-0
Current streak: MU—1
Most MU points: 71 (71-60) in 2014
Most LU points: 60 (71-60) in 2014
Combined points: 131 (71-60) in 2014
Biggest MU win: 11 (70-60) in 2014

12-17-2014	H	W	71-60

LOUISIANA TECH
Louisiana Tech leads 2-0
At Oxford: LTU leads 1-0
At Neutral Sites: LTU leads 1-0
Current streak: LTU—2
Most MU points: 62 (62-74) in 2009
Most LTU points: 74 (62-74) in 2009
Combined points: 136 (62-74) in 2009
Biggest LTU win: 12 (72-74) in 2009

12-02-1988	N	L	62-69
11-20-2009	H	L	62-74

LOUISVILLE
Louisville leads 5-0
At Louisville: UL leads 4-0
At Neutral Sites: UL leads 1-0
Current streak: UL—5
Most MU points: 65 (65-81) in 1985
Most UL points: 83 (65-83) in 1960
Combined points: 148 (65-83) in 1960
Biggest UL win: 41 (39-80) in 2019

02-29-1960	A	L	65-83
11-22-1985	N	L	65-81
12-01-2007	A	L	44-47
11-18-2012	A	L	39-80
12-18-2019	A	L	46-70

LOYOLA (CHI)
Miami leads 4-1
At Oxford: MU leads 2-0
At Chicago: MU Leads 2-0
At Neutral Sites: LU Leads 1-0
Current streak: MU—4
Most MU points: 79 (79-74) in 1965
Most LU points: 74 (79-74) in 1965
Combined points: 153 (79-74) in 1965
Biggest MU win: 23 (70-47) in 1994
Biggest LU win: 15 (57-72) in 1947

02-18-1947	N	L	57-72
02-18-1956	A	W	76-74
02-06-1965	A	W	79-74
01-10-1994	H	W	70-47
12-28-1994	H	W	71-60

LOYOLA MARYMOUNT
Loyola Marymount leads 1-0
At Neutral Sites: LMU leads 1-0
Current streak: LMU—1
Most MU points: 82 (82-84) in 1981
Most LMU points: 84 (82-84) in 1981
Combined points: 166 (82-84) in 1981
Biggest LMU win: 2 (82-84) in 1981

12-29-1981	N	L	82-84

MARIETTA
Miami leads 3-0
At Oxford: MU leads 3-0
Current streak: MU—3
Most MU points: 101 (101-68) in 1971
Most MC points: 68 (101-68) in 1971
Combined points: 169 (101-68) in 1971
Biggest MU win: 33 (101-68) in 1971

12-01-1969	H	W	93-62
12-01-1971	H	W	101-68
12-01-1984	H	W	82-63

MARQUETTE
Marquette leads 6-1
At Milwaukee: Marquette Leads 3-0
At Neutral Sites: Marquette Leads 3-1
Current streak: Marquette—1
Most Miami points: 84 (84-81) in 1978
Most Mar points: 90 (79-90) in 1955
Combined points: 169 (79-90) in 1955
Biggest Miami win: 3 (84-81) in 1978
Biggest Mar win: 27 (52-79) in 1975

03-08-1955	N	L	79-90
12-13-1955	A	L	65-71
03-13-1971	N	L	47-62
03-10-1973	N	L	62-77
12-29-1975	A	L	52-79
03-11-1978	N	W (OT)	84-81
12-28-1983	A	L	47-59

MARSHALL
Miami leads 47-25
At Oxford: MU leads 27-9
At Huntington: MRSH Leads 16-15
At Neutral Sites: MU leads 5-0
Current streak: MRSH—1
Most MU points: 114 (114-90) in 1964
Most MRSH points: 100 (107-100) in 1954
Combined points: 207 (107-100) in 1954
Biggest MU win: 40 (95-55) in 1964
Biggest MRSH win: 31 (27-58) in 1938

02-16-1934	H	L	28-31
02-16-1935	H	W	31-23
02-22-1935	A	L	23-31
02-15-1936	H	W	44-37
02-22-1936	A	W	46-32
02-06-1937	A	L	31-32
02-12-1937	H	L	35-45
01-19-1938	A	L	27-58
02-19-1938	H	L	16-22
02-17-1939	H	L	30-48
03-01-1939	A	L	29-46
02-19-1947	N	W	62-56
12-29-1950	N	W	57-49
12-22-1951	N	W	86-59
03-01-1952	H	W	69-45
01-06-1954	A	W (2OT)	107-100
02-24-1954	H	W	84-72
01-05-1955	H	W	89-74
02-22-1955	A	L	77-89
01-04-1956	A	L	93-99
02-22-1956	H	W	103-82
01-03-1957	H	W	93-77
02-27-1957	A	W	96-91
12-18-1957	A	W	106-97
02-26-1958	H	W	82-73
12-16-1958	H	W	73-69
03-05-1959	A	L	79-90
12-16-1959	A	L	77-93
02-09-1960	H	W	86-78
12-10-1960	H	W	64-57
01-11-1961	A	W	71-68
12-18-1961	A	W	77-59
02-06-1962	H	L	59-67
12-08-1962	H	W	67-48
02-19-1963	H	W	66-59
01-11-1964	A	W	75-60
02-11-1964	H	W	95-55
12-14-1964	H	W	114-90
01-09-1965	A	W	96-73
01-26-1966	H	W	74-57
02-15-1966	A	W	71-52
02-18-1967	H	L	61-66
02-22-1967	A	L	62-77
01-03-1968	A	L	63-83
02-07-1968	H	L	68-69
01-04-1969	N	W	62-56
02-05-1969	H	W	83-55
01-03-1970	H	W	61-54
02-04-1970	A	W	71-67
02-20-1971	H	W	75-74
03-06-1971	A	W	81-78
01-19-1972	A	L	63-81

HISTORY

All-Time Game-By-Game Series

03-02-1972	H	W	77-71
01-17-1973	A	L	70-90
02-07-1973	H	L	59-68
01-21-1998	A	W	71-54
02-21-1998	H	W	71-60
12-08-1998	H	W (OT)	81-79
01-23-1999	A	W	63-55
01-26-2000	A	W	63-58
02-23-2000	H	L	78-87
03-06-2000	N	W	69-63
01-06-2001	H	W	71-54
01-17-2001	A	L	68-72
01-09-2002	H	W	80-65
02-14-2002	A	L	74-82
02-15-2003	H	W	69-49
03-08-2003	A	L	51-58
01-28-2004	A	W (OT)	51-48
03-06-2004	H	W	74-70
02-15-2005	H	W	59-51
03-05-2005	A	L	47-54

MARYLAND
Maryland leads 3-0
At College Park: UM leads 2-0
At Neutral Sites: UM leads 1-0
Current streak: UM—3
Most MU points: 76 (76-115) in 1979
Most UM points: 115 (76-115) in 1979
Combined points: 191 (76-115) in 1979
Biggest UM win: 39 (76-115) in 1979

12-28-1979	A	L	76-115
03-15-1985	N	L (OT)	68-69
11-22-2004	A	L	49-64

MASSACHUSETTS
UMass leads 2-0
At Oxford: UMass leads 1-0
At Amherst: UMass leads 1-0
Current streak: UMass—2
Most MU points: 69 (69-70) in 2013
Most UMass points: 73 (65-73) in 2014
Combined points: 139 (69-70) in 2013
Biggest UMass win: 8 (65-73) in 2014

01-02-2013	H	L	69-70
01-04-2014	A	L	65-73

MEMPHIS
Memphis leads 1-0
At Neutral Sites: UM leads 1-0
Current streak: UM—1
Most MU points: 59 (59-60) in 2000
Most UM points: 60 (59-60) in 2000
Combined points: 119 (59-60) in 2000
Biggest UM win: 1 (59-60) in 2000

11-23-2000	N	L	59-60

MIAMI (FL)
Miami (FL) leads 5-4
At Coral Gables: UM Leads 3-1
At Neutral Sites: MU Leads 3-2
Current streak: MU—1
Most MU points: 101 (101-99) in 1990
Most UM points: 102 (100-102) in 1961
Combined points: 202 (100-102) in 1961
Biggest MU win: 16 (60-44) in 1947
Biggest UM win: 15 (85-100) in 1965

01-17-1947	N	W	60-44
01-10-1955	A	W	75-73
12-30-1958	N	W (OT)	89-87
12-21-1959	N	L	78-83
01-04-1961	A	L (2OT)	100-102
12-28-1961	N	L	73-83
02-02-1965	A	L	85-100
02-22-1969	A	L	68-74
12-27-1990	N	W (2OT)	101-99

MICHIGAN
Michigan leads 5-1
At Oxford: UM Leads 1-0
At Ann Arbor: UM Leads 4-1
Current streak: UM —4
Most MU points: 80 (80-87) in 2005
Most UM points: 90 (76-90) in 1975
Combined points: 167 (80-87) in 2005
Biggest MU win: 8 (44-36) in 1950
Biggest UM win: 31 (48-79) in 1949

12-06-1949	A	L	48-79
12-02-1950	A	W	44-36
01-02-1960	A	L	64-72
12-20-1975	A	L	76-90
12-22-2005	A	L	80-87
12-07-2006	H	L	56-62

MICHIGAN STATE
Michigan State leads 1-0
At East Lansing: MSU leads 1-0
Current streak: MSU—1
Most MU points: 51 (51-63) in 1966
Most MSU points: 63 (51-63) in 1966
Combined points: 114 (51-63) in 1966
Biggest MSU win: 12 (51-63) in 1966

12-03-1966	A	L	51-63

MIDDLE TENNESSEE STATE
Middle Tennessee State leads 1-0
At Neutral Sites: MTSU leads 1-0
Current streak: MTSU—1
Most MU points: 72 (72-81) in 1987
Most MTSU points: 81 (72-81) in 1987
Combined points: 153 (72-81) in 1987
Biggest MTSU win: 9 (72-81) in 1987

12-19-1987	N	L	72-81

MIDWAY
Miami leads 2-0
At Oxford: MU leads 2-0
Current streak: MU—2
Most MU points: 123 (123-40) in 2017
Most MDW points: 42 (91-42) in 2018
Combined points: 163 (123-40) in 2017

11-29-2017	H	W	123-40
11-12-2018	H	W	91-42

MINNESOTA
Minnesota leads 1-0
At Neutral Sites: UM leads 1-0
Current streak: UM—1
Most MU points: 64 (64-89) in 1969
Most UM points: 89 (46-89) in 1969
Combined points: 153 (64-89) in 1969
Biggest UM win: 25 (64-89) in 1969

12-29-1969	N	L	64-89

MISSISSIPPI STATE
Miami leads 2-0
At Oxford: MU leads 1-0
At Neutral Sites: MU leads 1-0
Current streak: MU—2
Most MU points: 76 (76-56) in 1968
Most MSU points: 60 (67-60) in 2007
Combined points: 132 (76-56) in 1968
Biggest MU win: 20 (76-56) in 1968

12-28-1968	N	W	76-56
11-25-2007	H	W	67-60

MISSISSIPPI VALLEY STATE
Miami leads 1-0
At Oxford: MU leads 1-0
Current streak: MU—1
Most MU points: 79 (79-67) in 2019
Most MVSU points: 67 (79-67) in 2019
Combined points: 146 (79-67) in 2019
Biggest MU win: 12 (79-67) in 2019

12-15-19	H	W	79-67

MISSOURI
Missouri leads 2-0
At Columbia: UM leads 2-0
Current streak: UM—2
Most MU points: 55 (55-81) in 2016
Most UM points: 81 (55-81) in 2016
Combined points: 136 (55-81) in 2016
Biggest UM win: 26 (55-81) in 2016

12-06-2016	A	L	55-81
12-05-2017	A	L	51-70

UMKC
Series Tied 1-1
At Oxford: MU leads 1-0
At Kansas City: UMKC leads 1-0
Current streak: MU—1
Most MU points: 55 (55-69) in 2013
Most UMKC points: 69 (55-69) in 2013
Combined points: 127 (66-61) in 2015
Biggest MU win: 5 (66-61) in 2015
Biggest UMKC win: 14 (55-69) in 2013

12-18-2013	A	L	55-69
01-03-2015	H	W	66-61

MISSOURI STATE
Miami Leads 2-1
At Oxford: MU Leads 1-0
At Springfield: MS Leads 1-0
At Neutral Sites: MU Leads 1-0
Current streak: MS—1
Most MU points: 75 (75-66) in 2004
Most MS points: 69 (63-69) in 2004
Combined points: 141 (75-66) in 2004
Biggest MU win: 9 (75-66) in 2004
Biggest MS win: 6 (63-69) in 2004

12-31-1947	N	W	50-46
02-21-2004	H	W	75-66
12-19-2004	A	L	63-69

MONTANA
Montana leads 1-0
At Neutral Sites: UM leads 1-0
Current streak: UM—1
Most MU points: 71 (71-73) in 2018
Most UM points: 73 (71-73) in 2018
Combined points: 144 (71-73) in 2018
Biggest UM win: 2 (71-73) in 2018

11-17-2018	N	L	71-73

MOREHEAD STATE
Morehead State leads 1-0
At Oxford: MSU leads 1-0
Current streak: MSU—1
Most MU points: 35 (35-44) in 1944
Most MSU points: 44 (35-44) in 1944
Combined points: 79 (35-44) in 1944
Biggest MSU win: 9 (35-44) in 1944

12-02-1944	H	L	35-44

MORRIS HARVEY
Miami leads 1-0
At Neutral Sites: MU leads 1-0
Current streak: MU—1
Most MU points: 70 (70-53) in 1962
Most MHC points: 53 (70-53) in 1962
Combined points: 123 (70-53) in 1962
Biggest MU win: 17 (70-53) in 1962

12-28-1962	N	W	70-53

MOUNT ST. JOSEPH
Miami leads 1-0
At Oxford: MU leads 1-0
Current streak: MU—1
Most MU points: 79 (79-64) in 2020
Most MJSU points: 64 (79-64) in 2020
Combined points: 143 (79-64) in 2020
Biggest MU win: 15 (79-64) in 2020

12-11-2020	H	W	79-64

MOUNT UNION
Tied 3-3
At Oxford: MU Leads 3-1
At Alliance: MUC Leads 2-0
Current streak: MU —1
Most MU points: 32 (32-26) in 1917
Most UM points: 50 (27-50) in 1934
Combined points: 77 (27-50) in 1934
Biggest MU win: 11 (29-18) in 1920
Biggest UM win: 23 (27-50) in 1934

01-22-1914	A	L	21-32
02-10-1917	H	W	32-26
02-08-1919	H	L	21-24
02-20-1920	H	W	29-18
12-21-1934	A	L	27-50
12-15-1939	H	W	28-22

All-Time Game-By-Game Series

MOUNT VERNON NAZARENE
Miami leads 1-0
At Oxford: MU leads 1-0
Current streak: MU—1
Most MU points: 108 (108-68) in 1993
Most MVN points: 68 (108-68) in 1993
Combined points: 176 (108-68) in 1993
Biggest MU win: 40 (108-68) in 1993

11-27-1993	H	W	108-68

MUSKINGUM
Miami leads 7-1
At Oxford: MU leads 6-0
At New Concord: Tied 1-1
Current streak: MU —6
Most MU points: 84 (84-57) in 2016
Most Mus points: 69 (82-69) in 1959
Combined points: 151 (82-69) in 1959
Biggest MU win: 27 (84-57) in 2016
Biggest Mus win: 13 (31-44) in 1929

02-04-1928	H	W	40-35
02-02-1929	A	L	31-44
01-09-1951	H	W	73-67
01-11-1952	A	W	49-42
12-01-1959	H	W	82-69
12-01-1970	H	W	83-67
11-29-1978	H	W	58-46
11-11-2016	H	W	84-57

NEBRASKA
Nebraska leads 2-1
At Oxford: MU Leads 1-0
At Lincoln: UN Leads 2-0
Current streak: UN—1
Most MU points: 91 (91-71) in 1989
Most UN points: 88 (73-88) in 1990
Combined points: 162 (91-71) in 1989
Biggest MU win: 20 (91-71) in 1989
Biggest UN win: 15 (73-88) in 1990

12-17-1962	A	L	69-72
11-27-1989	H	W	91-71
12-22-1990	A	L	73-88

NEW HAMPSHIRE
Tied 1-1
At Oxford: MU Leads 1-0
At Durham: UNH Leads 1-0
Current streak: MU—1
Most MU points: 90 (90-64) in 1995
Most UNH points: 74 (71-74) in 1994
Combined points: 154 (90-64) in 1995
Biggest MU win: 26 (90-64) in 1995
Biggest UNH win: 3 (71-74) in 1994

12-21-1994	A	L	71-74
11-27-1995	H	W	90-64

NEW MEXICO
New Mexico leads 2-0
At Albuquerque: UNM leads 2-0
Current streak: UNM—2
Most MU points: 60 (60-85) in 2009
Most UNM points: 85 (60-85) in 2009
Combined points: 145 (60-85) in 2009
Biggest UNM win: 25 (60-85) in 2009

12-28-1991	A	L	55-63
11-22-2009	A	L	60-85

NEW ORLEANS
Miami leads 1-0
At Oxford: MU leads 1-0
Current streak: MU—1
Most MU points: 75 (75-71) in 1976
Most UNO points: 71 (75-71) in 1976
Combined points: 146 (75-71) in 1976
Biggest UNO win: 4 (75-71) in 1976

12-11-1976	H	W	75-71

NEW YORK UNIVERSITY
Tied 1-1
At Neutral Sites: Tied 1-1
Current streak: MU—1
Most MU points: 79 (79-82) in 1954
Most NYU points: 82 (79-82) in 1954
Combined points: 161 (79-82) in 1954
Biggest MU win: 20 (75-55) in 1958
Biggest NYU win: 3 (79-82) in 1954

01-02-1954	N	L	79-82
12-28-1958	N	W	75-55

NICHOLLS STATE
Miami leads 1-0
At Neutral Sites: MU leads 1-0
Current streak: MU—1
Most MU points: 69 (69-58) in 2009
Most NSU points: 58 (69-58) in 2009
Combined points: 127 (69-58) in 2009
Biggest MU win: 11 (69-58) in 2009

11-29-2009	N	W	69-58

NORTH CAROLINA
North Carolina Leads 3-1
At Oxford: UNC Leads 1-0
At Chapel Hill: Tied 1-1
At Neutral Sites: UNC Leads 1-0
Current streak: UNC—3
Most MU points: 102 (102-92) in 1973
Most UNC points: 92 (102-92) in 1973
Combined points: 194 (102-92) in 1973
Biggest MU win: 10 (102-92) in 1973
Biggest UNC win: 14 (69-83) in 1974

02-21-1973	A	W	102-92
02-20-1974	A	L	69-83
02-18-1976	H	L	75-77
03-19-1992	N	L	63-68

NORTH CAROLINA STATE
NCST leads 1-0
At Raleigh: NCST leads 1-0
Current streak: NCST—1
Most MU points: 59 (59-97) in 2012
Most NCST points: 97 (59-97) in 2012
Combined points: 156 (59-97) in 2012
Biggest NCST win: 38 (59-97) in 2012

11-09-2012	A	L	59-97

NORTH DAKOTA
Miami leads 1-0
At Oxford: MU leads 1-0
Current streak: MU—1
Most MU points: 81 (81-67) in 2020
Most ND points: 67 (81-67) in 2020
Combined points: 148 (81-67) in 2020
Biggest MU win: 14 (81-67) in 2020

11-25-2020	H	W	81-67

NORTH DAKOTA STATE
Miami leads 1-0
At Neutral Sites: MU leads 1-0
Current streak: MU—1
Most MU points: 89 (89-78) in 2018
Most NDSU points: 78 (89-78) in 2018
Combined points: 167 (89-78) in 2018
Biggest MU win: 11 (89-78) in 2018

11-16-2018	N	W	89-78

UNC WILMINGTON
UNC Wilmington leads 2-0
At Oxford: UNCW leads 1-0
At Wilmington: UNCW leads 1-0
Current streak: UNCW—2
Most MU points: 44 (44-59) in 2000
Most UNCW points: 59 (44-59) in 2000
Combined points: 105 (44-59) in 2000
Biggest UNCW win: 15 (44-59) in 2000

12-30-2000	H	L	44-59
11-17-2001	A	L	42-50

NORTHEASTERN
Miami leads 1-0
At Oxford: MU leads 1-0
Current streak: MU—1
Most MU points: 67 (67-61) in 2015
Most NU points: 61 (67-61) in 2015
Combined points: 128 (67-61) in 2015
Biggest MU win: 6 (67-61) in 2015

11-22-15	H	W	67-61

NORTHEAST LOUISIANA
Miami leads 1-0
At Neutral Sites: MU leads 1-0
Current streak: MU—1
Most MU points: 65 (65-49) in 1996
Most NELU points: 49 (65-49) in 1996
Combined points: 114 (65-49) in 1996
Biggest MU win: 16 (65-49) in 1996

12-07-1996	N	W	65-49

NORTHERN ILLINOIS
Miami leads 34-29
At Oxford: MU leads 24-4
At DeKalb: NIU leads 15-10
Current streak: MU—5
Most MU points: 113 (113-73) in 1976
Most NIU points: 91 (99-91) in 1977
Combined points: 190 (99-91) in 1977
Biggest MU win: 40 (113-73) in 1976
Biggest NIU win: 18 (48-66) in 1983

12-03-1970	H	W (OT)	77-74
01-10-1976	H	W	113-73
02-14-1976	A	W	79-73
02-02-1977	H	W (2OT)	99-91
03-05-1977	A	W	74-71
01-30-1978	H	W	72-56
01-20-1979	H	W	73-69
02-24-1979	A	L	59-73
01-12-1980	H	W	47-45
02-20-1980	A	L	60-75
03-01-1980	A	L	53-58
01-24-1981	A	L	51-56
02-21-1981	H	L	63-75
01-09-1982	A	L	66-74
02-06-1982	H	W	72-70
02-02-1983	A	L	48-66
03-02-1983	H	W	73-59
01-18-1984	H	W	84-62
02-15-1984	A	W	60-51
01-19-1985	H	W	88-62
02-16-1985	A	L	61-63
01-11-1986	A	L (OT)	75-77
02-08-1986	H	W	75-69
02-07-1998	H	W (OT)	74-71
12-30-1998	H	W	83-51
02-06-2000	A	L	59-69
02-14-2001	H	W	57-46
01-22-2002	A	L	70-78
02-25-2003	H	W	59-56
02-25-2004	A	L	54-62
01-05-2005	H	W	64-59
01-03-2006	A	W	58-56
01-30-2007	H	W	62-59
01-30-2008	A	W	66-51
01-28-2009	H	W	80-52
02-06-2010	A	W	74-69
02-09-2011	H	W	84-72
02-08-2012	A	L	59-62
01-09-2013	H	L	61-72
02-04-2014	A	L	41-53
01-24-2015	A	W	60-55
02-04-2015	H	L	67-69
01-30-2016	H	W	72-59
01-03-2017	H	W	69-67
01-17-2017	A	L	58-62
02-03-2018	A	W	81-65
01-08-2019	H	L	70-83
02-01-2020	A	L	55-70
02-15-2020	H	W	65-60
01-09-2021	H	W	70-58
02-20-2021	A	W	69-64
01-22-2022	H	W (OT)	85-82
02-19-2022	A	W	78-75

NORTHERN KENTUCKY
NKU leads 3-0
At Oxford: NKU leads 2-0
At Highland Heights: NKU leads 1-0
Current streak: NKU—3
Most MU points: 70 (70-79) in 2016
Most NKU points: 79 (70-79) in 2016
Combined points: 149 (70-79) in 2016
Biggest NKU win: 22 (54-76) in 2019

11-20-2016	H	L	70-79
12-16-2018	A	L	66-72
12-03-2019	H	L	54-76

NORTHWESTERN
Series Tied 1-1
At Neutral Sites: Series tied 1-1
Current streak: NW—1
Most MU points: 89 (89-88) in 1974
Most NW points: 88 (89-88) in 1974
Combined points: 177 (89-88) in 1974
Biggest MU win: 1 (89-88) in 1974
Biggest NW win: 9 (46-55) In 2014

12-20-1974	N	W (OT)	89-88
11-25-2014	N	L	46-55

HISTORY

All-Time Game-By-Game Series

NORTHWESTERN STATE
Miami leads 2-0
At Oxford: MU leads 1-0
At Natchitoches: MU leads 1-0
Current streak: MU—2
Most MU points: 94 (94-66) in 2008
Most NWSU points: 68 (69-68) in 2008
Combined points: 160 (94-66) in 2008
Biggest MU win: 28 (94-66) in 2008

12-06-2008	H	W	94-66
12-30-2008	A	W	69-68

NOTRE DAME
Notre Dame leads 5-4
At Oxford: Tied 1-1
At South Bend: ND leads 3-2
At Neutral Sites: Tied 1-1
Current streak: ND—2
Most MU points: 77 (77-89) in 1957
Most ND points: 89 (77-89) in 1957
Combined points: 166 (77-89) in 1957
Biggest MU win: 16 (71-55) in 1999
Biggest ND win: 32 (36-68) in 1944

02-20-1909	A	L	10-27
12-09-1944	A	L	36-68
03-12-1957	N	L	77-89
03-08-1969	N	W	63-60
11-13-1998	A	W	76-65
12-11-1999	H	W	71-55
12-09-2000	A	W	73-64
12-08-2001	H	L	69-70
11-08-2013	A	L	62-74

OBERLIN
Oberlin Leads 6-3
At Oxford: MU Leads 2-1
At Oberlin: OC Leads 5-1
Current streak: MU—2
Most MU points: 54 (54-48) in 1943
Most OC points: 48 (54-48) in 1943
Combined points: 102 (54-48) in 1943
Biggest MU win: 26 (53-27) in 1927
Biggest OC win: 21 (18-39) in 1915

01-23-1915	A	L	18-39
02-05-1916	A	L	16-30
1921-1922	H	L	28-34
1922-1923	A	W	30-24
1923-1924	A	L	25-27
1924-1925	A	L	20-27
02-16-1926	A	L	24-30
02-10-1927	H	W	53-27
02-05-1943	H	W	54-48

OAKLAND
Miami leads 2-0
At Oxford: MU leads 1-0
At Rochester: MU leads 1-0
Current streak: MU—2
Most MU points: 78 (78-66) in 2005
Most OU points: 66 (78-66) in 2005
Combined points: 144 (78-66) in 2005
Biggest MU win: 26 (72-46) in 2006

12-06-2005	A	W	78-66
12-10-2006	H	W	72-46

OHIO
Ohio leads 116-94
At Oxford: MU leads 63-40
At Athens: Ohio leads 69-27
At Neutral Sites: Ohio leads 7-4
Current streak: OU—4
Most MU points: 101 (101-79) in 1961
Most Ohio points: 104 (104-89) in 1960
Combined points: 193 (89-104) in 1960
Biggest MU win: 42 (52-10) in 1914; (84-42) in 1968
Biggest Ohio win: 41 (61-20) in 1941

1908	H	W	27-8
01-24-1914	H	W	52-10
02-20-1914	A	W	32-16
02-11-1915	A	L	15-42
03-06-1915	H	L	27-28
01-08-1921	H	L	23-25
02-25-1921	A	L	17-37
1925	A	L	20-34
01-15-1926	A	L	39-50
02-27-1926	H	W	37-35
01-22-1927	H	W	43-37
02-16-1927	A	L	36-45
01-28-1928	A	L	28-36
02-18-1928	H	W	51-32
01-26-1929	H	W	40-29
02-20-1929	A	L	32-38
01-14-1930	A	L	19-37
02-08-1930	H	L	27-30
01-20--1931	A	L	19-21
02-14-1931	H	L	18-23
01-13-1932	A	W	25-23
02-13-1932	H	W	32-28
01-13-1933	A	L	27-47
02-11-1933	H	L	18-38
01-12-1934	A	L	29-33
02-10-1934	H	W	30-26
01-12-1935	H	L	31-34
02-20-1935	A	L	30-32
01-11-1936	H	L	28-33
02-24-1936	A	L	23-39
01-09-1937	H	L	23-38
02-17-1937	A	L	21-46
02-12-1938	H	W	36-33
02-22-1938	A	L	31-44
01-18-1939	A	L	28-44
02-04-1939	H	L	28-40
02-10-1940	H	L	31-51
02-20-1940	A	L	32-41
01-11-1941	H	L	30-54
02-18-1941	A	L	20-61
01-17-1942	A	L	32-40
02-06-1942	H	L	38-44
01-16-1943	A	L	53-66
02-20-1943	H	L	40-41
01-07-1944	H	W	46-30
01-20-1945	H	W	42-40
02-03-1945	A	L	40-60
01-12-1946	A	L	40-60
02-15-1946	H	L	38-39
01-18-1947	H	W	52-45
02-15-1947	A	W	60-47
01-07-1948	H	L	41-63
02-10-1948	A	L	37-56
01-15-1949	H	W	53-46
02-12-1949	A	L	43-54
01-28-1950	A	L	70-79
02-17-1950	H	W	54-45
01-12-1951	H	W	52-44
02-10-1951	A	L	50-56
12-06-1951	N	W	79-58
01-12-1952	A	L	72-74
02-02-1952	H	W	87-65
01-10-1953	A	W	89-66
01-31-1953	H	W	82-56
01-19-1954	H	W	92-80
01-30-1954	A	L	72-80
01-29-1955	A	L	71-75
02-15-1955	H	W	91-79
01-17-1956	H	W	93-70
02-14-1956	A	W	85-84
01-15-1957	A	W	89-77
02-11-1957	H	L	81-89
01-14-1958	H	W	75-66
02-20-1958	A	W	86-72
01-13-1959	H	W (OT)	56-54
02-24-1959	A	W	84-71
01-05-1960	A	L	89-104
02-23-1960	H	W	88-74
02-08-1961	A	L	75-91
02-23-1961	H	W	101-79
01-07-1962	H	L	75-78
02-21-1962	A	L	71-83
01-15-1963	H	W	56-47
02-06-1963	A	L	67-71
01-15-1964	A	L	57-67
02-19-1964	H	L	60-63
01-13-1965	H	W	58-48
02-17-1965	A	L	55-65
03-08-1965	N	L	71-76
01-12-1966	A	W	68-56
02-09-1966	H	W	70-55
01-18-1967	H	W	68-56
02-15-1967	A	W	80-56
02-03-1968	H	W	84-82
02-17-1968	A	L	68-70
01-15-1969	H	W	67-53
02-15-1969	A	L	59-60
01-14-1970	A	L	61-81
02-14-1970	H	L	57-58
01-23-1971	H	W	75-70
02-13-1971	A	W	74-73
01-22-1972	A	W	91-77
02-12-1972	H	L (OT)	66-69
01-13-1973	A	W (OT)	80-79
02-10-1973	H	W	69-65
01-16-1974	H	L	71-73
02-13-1974	A	L	70-85
01-15-1975	A	L (2OT)	90-92
03-08-1975	H	W	81-80
01-14-1976	H	W	86-63
02-28-1976	A	W	76-75
01-22-1977	H	W	84-78
02-26-1977	A	W	83-62
01-14-1978	H	W	90-77
02-18-1978	A	W	70-66
01-10-1979	H	L	68-74
02-07-1979	A	L	60-75
02-02-1980	H	W	71-67
01-31-1981	H	W	82-73
02-28-1981	A	L	72-78
01-23-1982	H	L	62-64
02-20-1982	A	L	74-78
01-23-1983	H	W	73-60
02-12-1983	A	W	53-51
01-14-1984	H	W	51-38
02-11-1984	A	L	68-82
01-03-1985	A	L	62-73
03-02-1985	H	W	67-66
03-09-1985	N	L	64-74
01-22-19863	A	W	85-68
02-19-1986	H	L (OT)	79-80
01-21-1987	H	W	77-67
02-18-1987	A	L	47-60
01-20-1988	A	L	76-80
02-17-1988	H	W	72-71
01-11-1989	H	L	74-80
02-08-1989	A	F	83-82
01-03-1990	A	W	87-72
03-02-1990	H	W	93-76
01-26-1991	H	W	70-57
02-23-1991	A	L	71-83
01-25-1992	A	W (3OT)	91-86
02-22-1992	H	W	72-64
01-16-1993	H	L	59-72
02-14-1993	A	W	59-54
01-08-1994	A	W	79-66
02-05-1994	H	L	63-77
03-12-1994	N	L	66-89
01-07-1995	H	W	64-55
02-04-1995	A	W	80-69
01-06-1996	A	L	56-65
02-03-1996	H	W	76-61
01-18-1997	H	W	78-63
02-15-1997	A	L	65-67
01-24-1998	H	W	73-58
02-18-1998	A	W	85-53
02-03-1999	H	W	69-54
01-08-2000	H	L	54-57
02-21-2000	A	L	65-68
01-13-2001	A	L (OT)	60-62
02-28-2001	H	W	76-72
03-09-2001	N	W	62-61
01-19-2002	A	L	61-85
02-11-2002	H	W	79-55
01-16-2003	A	W	77-65
03-05-2003	H	L	56-64
03-13-2003	N	L (OT)	55-65
02-02-2004	A	L (OT)	64-67
02-18-2004	H	W (OT)	64-63
01-22-2005	H	W	59-57
02-12-2005	A	L	57-61
03-11-2005	N	L	56-63
01-29-2006	A	W	73-59
02-15-2006	H	W	65-54
03-09-2006	N	L	58-73
01-21-2007	H	W	72-69
03-01-2007	A	L	45-52
03-08-2007	N	W	70-51
01-12-2008	A	L	63-72
03-01-2008	H	W	73-49
03-13-2008	N	W	74-61
01-14-2009	H	L	62-66
02-26-2009	A	L	56-75
01-16-2010	H	W	79-67
03-12-2010	H	L	42-54
01-09-2011	A	W (3OT)	92-88
03-04-2011	H	W	76-66
01-21-2012	A	L	65-69
03-03-2012	H	L	54-63
01-23-2013	H	L	62-74
03-09-2013	A	L	54-58
02-08-2014	A	L	75-82

All-Time Game-By-Game Series

03-08-2014	H	L (OT)	76-82
03-12-2014	N	L	55-63
02-14-2015	H	W	77-66
03-06-2015	A	L	65-95
02-20-2016	A	L	64-76
03-04-2016	H	L	65-67
02-21-2017	H	L	62-79
03-03-2017	A	L	55-69
02-16-2018	A	L (OT)	87-92
03-02-2018	H	L	66-75
03-05-2018	H	W	68-55
02-09-2019	H	W	79-59
03-08-2019	A	L	57-66
02-08-2020	A	L	46-77
03-06-2020	H	L	65-67
01-12-2021	A	L	61-78
01-18-2022	H	L	63-86
02-15-2022	A	L	78-91

F—Forfeited by Miami

OHIO DOMINICAN
Miami leads 2-0
At Oxford: MU leads 2-0
Current streak: MU—2
Most MU points: 67 (67-59) in 2003
Most ODU points: 59 (67-59) in 2003
Combined points: 126 (67-59) in 2003
Biggest MU win: 8 (67-59) in 2003

11-27-2002	H	W	65-39
11-28-2003	H	W	67-59

OHIO NORTHERN
Miami leads 5-1
At Oxford: MU leads 3-1
At Ada: MU leads 2-0
Current streak: MU—1
Most MU points: 79 (79-63) in 1975
Most ONU points: 63 (79-63) in 1975
Combined points: 142 (79-63) in 1975
Biggest MU win: 21 (38-17) in 1918
Biggest ONU win: 9 (21-29) in 1925

01-13-1917	H	W	33-16
02-01-1918	A	W	38-17
01-16-1920	A	W	28-27
01-24-1920	H	W	21-12
1924-1925	H	L	21-29
11-29-1975	H	W	79-63

OHIO STATE
Ohio State leads 7-2
At Columbus: OSU leads 6-1
At Neutral Sites: Tied 1-1
Current streak: OSU—4
Most MU points: 69 (69-85) in 1978
Most OSU points: 94 (61-94) in 1991
Combined points: 155 (61-94) in 1991
Biggest MU win: 13 (56-63) in 1993
Biggest OSU win: 38 (55-93) in 2014

12-23-1916	N	W	24-23
11-27-1978	A	L	69-85
12-28-1990	N	L	67-85
11-26-1991	A	L	61-94
03-17-1993	A	W	56-63
11-26-2010	A	L	45-66
12-22-2011	A	L	40-69
12-22-2014	A	L	55-93
12-30-2017	A	L	59-72

OHIO WESLEYAN
OWU Leads 32-21
At Oxford: Tied 13-13
At Delaware: OWU leads 19-8
Current streak: MU—9
Most MU points: 100 (100-76) in 1986
Most OW points: 76 (100-76 in 1986
Combined points: 176 (100-76) in 1986
Biggest MU win: 32 (78-46) in 1983
Biggest OW win: 58 (17-75) in 1907

1906-1907	A	L	17-75
01-18-1913	H	L	13-34
02-08-1913	A	L	14-65
02-13-1914	H	L	27-47
02-19-1914	A	L	24-52
01-15-1916	H	L	21-24
02-04-1916	A	L	23-31
01-20-1917	A	W	23-19
02-09-1918	H	W	26-16
02-22-1919	A	L	20-30
02-06-1920	H	W	21-20
02-22-1921	A	W	22-17
1921-1922	A	L	24-28
01-09-1926	H	W	34-31
02-03-1926	A	L	23-34
02-05-1927	H	W	49-44
02-24-1927	A	L	32-46
01-21-1928	H	W	45-40
02-15-1928	A	L	32-42
01-19-1929	H	L	31-32
02-06-1929	A	W	33-22
02-04-1930	A	L (2OT)	19-30
02-15-1930	H	L	33-40
01-10-1931	H	L	11-30
02-03-1931	A	W (2OT)	29-28
01-07-1933	H	L	38-53
02-07-1933	A	L	31-44
01-17-1934	H	L	21-41
02-20-1934	A	L	36-38
01-05-1935	H	L	14-35
02-06-1935	A	L	22-27
01-18-1936	H	L	26-33
02-11-1936	A	L	29-42
01-19-1937	H	L	27-35
02-02-1937	A	L	25-31
01-15-1938	H	W	38-25
02-14-1938	A	W	37-24
01-10-1939	A	L	31-49
02-25-1939	H	L	19-23
01-06-1940	H	W	39-25
02-17-1940	A	L	30-31
01-15-1941	A	L	35-37
02-15-1941	H	L	29-35
01-14-1942	A	L	42-46
02-14-1942	H	W	43-45
01-15-1943	A	W	67-63
02-24-1943	H	W	71-47
01-08-1946	A	W	62-56
01-11-1947	A	W	64-48
02-08-1947	H	W	66-43
12-12-1981	H	W	95-72
11-30-1983	H	W	78-46
11-29-1986	H	W	100-76

OKLAHOMA
Oklahoma leads 2-0
At Oxford: OU leads 1-0
At Norman: OU leads 1-0
Current streak: OU—2
Most MU points: 57 (57-71) in 1969
Most OU points: 71 (57-71) in 1969
Combined points: 128 (57-71) in 1969
Biggest OU win: 15 (57-71) in 1969

12-15-1969	A	L	57-71
12-03-1970	H	L	56-66

OKLAHOMA CITY
Miami leads 1-0
At Neutral Sites: MU leads 1-0
Current streak: MU—1
Most MU points: 55 (55-46) in 1949
Most OKC points: 46 (55-46) in 1949
Combined points: 101 (55-46) in 1949
Biggest MU win: 9 (55-46) in 1949

12-29-1949	N	W	55-46

OLD DOMINION
Miami leads 2-0
At Neutral Sites: MU leads 2-0
Current streak: MU—2
Most MU points: 64 (64-57) in 2000
Most ODU points: 58 (60-58) in 1993
Combined points: 121 (64-57) in 2000
Biggest MU win: 7 (64-57) in 2000

03-22-1993	N	W	60-58
11-24-2000	N	W	64-57

OLIVET COLLEGE
Miami leads 1-0
At Oxford: MU leads 1-0
Current streak: MU—1
Most MU points: 89 (89-69) in 2016
Most OC points: 69 (89-69) in 2016
Combined points: 158 (89-69) in 2016
Biggest MU win: 20 (89-69) in 2016

12-29-2016	H	W	89-69

OREGON
Oregon leads 2-0
At Neutral Sites: UO leads 2-0
Current streak: UO—2
Most MU points: 56 (56-58) in 2007
Most UO points: 74 (38-74) in 1938
Combined points: 114 (56-58) in 2007
Biggest UO win: 36 (38-74) in 1938

12-20-1938	N	L	38-74
03-26-2007	N	L	56-58

OTTERBEIN
Miami Leads 8-2
At Oxford: MU Leads 8-0
At Westerville: OU Leads 2-0
Current streak: MU—7
Most MU points: 87 (87-58) in 1961
Most OU points: 67 (68-67) in 1965
Combined points: 145 (87-58) in 1961
Biggest MU win: 29 (87-58) in 1961
Biggest OU win: 12 (28-40) in 1914

02-19-1910	A	L	14-22
01-17-1914	H	W	30-20
01-31-1914	A	L	28-40
1921-1922	H	W	44-23
12-18-1936	H	W	39-22
12-15-1937	H	W	35-25
12-01-1961	H	W	87-58
12-01-1965	H	W	68-67
01-08-1975	H	W	67-56
11-30-1977	H	W	84-60

PENN STATE
Miami Leads 2-1
At Oxford: MU Leads 1-0
At University Park: PSU Leads 1-0
At Neutral Sites: MU leads 1-0
Current streak: MU—1
Most MU points: 81 (81-68) in 1992
Most PSU points: 87 (73-87) in 1992
Combined points: 160 (73-87) in 1992
Biggest MU win: 13 (81-68) in 1992
Biggest PSU win: 14 (73-87) in 1992

12-29-1962	N	W	73-66
01-18-1992	A	L	73-87
12-07-1992	H	W	81-68

PEPPERDINE
Pepperdine leads 1-0
At Neutral Sites: PU leads 1-0
Current streak: PU—1
Most MU points: 80 (80-86) in 2018
Most PU points: 86 (80-86) in 2018
Combined points: 166 (80-86) in 2018
Biggest PU win: 6 (80-86) in 2018

11-18-2018	N	L	80-86

PITTSBURGH
Miami Leads 10-3
At Oxford: MU Leads 4-1
At Pittsburgh: MU Leads 3-2
At Neutral Sites: MU leads 3-0
Current streak: PITT—1
Most MU points: 89 (89-66) in 1965
Most PITT points: 83 (79-83) in 1960
Combined points: 163 (88-75) in 1958
Biggest MU win: 23 (89-65) in 1965
Biggest PITT win: 29 (53-82) in 2008

12-13-1952	A	W	65-64
03-11-1958	N	W	82-77
12-20-1958	H	W	88-75
02-16-1960	A	L	79-83
01-28-1961	H	W	62-48
02-14-1962	A	W	75-72
03-02-1963	H	L	64-74
12-20-1963	N	W	77-63
03-06-1965	H	W	89-66
12-10-1965	N	W	65-60
03-04-1967	H	W	82-68
01-30-1968	A	W	66-42
11-17-2008	A	L	53-82

HISTORY

All-Time Game-By-Game Series

PRINCETON
Miami leads 1-0
At Neutral Sites: MU leads 1-0
Current streak: MU—1
Most MU points: 66 (66-61) in 1975
Most PU points: 61 (66-61) in 1975
Combined points: 127 (66-61) in 1975
Biggest MU win: 5 (66-61) in 1975

12-19-1975	N	W	66-61

PURDUE
Purdue Leads 12-6
At Oxford: MU Leads 3-1
At Lafayette: PU Leads 10-3
At Neutral Sites: PU leads 1-0
Current streak: MU—1
Most MU points: 86 (86-85) in 1973
Most PU points: 91 (71-91) in 1969
Combined points: 171 (86-85) in 1973
Biggest MU win: 10 (81-71) in 2004
Biggest PU win: 27 (46-73) in 2003

01-31-1931	A	L	25-42
12-14-1932	A	L	24-48
12-02-1957	A	L	66-79
12-18-1963	A	W	67-61
12-22-1967	A	L	65-67
12-07-1968	A	L	70-78
03-13-1969	N	L	71-91
12-16-1971	A	L	58-85
12-12-1972	A	L	65-66
12-08-1973	H	W (OT)	86-85
11-29-1976	H	W	69-67
12-21-1977	A	W (OT)	84-80
12-21-1978	A	L	57-76
12-06-1982	A	L	58-71
12-03-1983	H	L (3OT)	58-67
12-05-1984	A	W	84-79
11-22-2003	A	L	46-73
11-19-2004	H	W	81-71

PURDUE FORT WAYNE
Miami leads 5-4
At Oxford: Miami leads 3-2
At Fort Wayne: PFW leads 2-1
At Neutral Sites: MU leads 1-0
Current streak: MU—3
Most MU points: 94 (94-87) in 2013
Most PFW points: 87 (71-87) in 2016
Combined points: 181 (94-87) in 2013
Biggest MU win: 11 (63-52) in 2003
Biggest FW win: 16 (71-87) in 2016

12-21-2003	N	W	63-52
12-01-2012	A	L	56-57
12-03-2013	H	W	94-87
12-06-2014	A	L	78-86
11-24-2015	H	L	53-57
12-03-2016	A	L	71-87
12-09-2017	H	W	81-73
12-08-2018	H	W	85-79
11-13-2019	A	W	84-80

RICE
Miami leads 1-0
At Neutral Sites: MU leads 1-0
Current streak: MU—1
Most MU points: 70 (70-66) in 1967
Most RU points: 66 (70-66) in 1967
Combined points: 136 (70-66) in 1967
Biggest MU win: 4 (70-66) in 1967

12-19-1967	N	W (OT)	70-66

RIO GRANDE
Miami leads 1-0
At Oxford: MU leads 1-0
Current streak: MU—1
Most MU points: 109 (109-70) in 2017
Most RG points: 70 (109-70) in 2017
Combined points: 179 (109-70) in 2017
Biggest MU win: 39 (109-70) in 2017

12-17-2018	H	W	109-70

ROLLINS
Miami leads 1-0
At Neutral Sites: MU leads 1-0
Current streak: MU—1
Most MU points: 78 (78-63) in 1971
Most RC points: 63 (78-63) in 1971
Combined points: 141 (78-63) in 1971
Biggest MU win: 15 (78-63) in 1971

12-29-1971	N	W	78-63

ROSE POLY INSTITUTE
Rose Poly Institute leads 1-0
At Oxford: RPI leads 1-0
Current streak: RPI—1
Most MU points: 19 (19-29) in 1907
Most RPI points: 29 (19-29) in 1907
Combined points: 38 (19-29) in 1907
Biggest RPI win: 10 (19-29) in 1907

1906-1907	H	L	19-29

RUTGERS
Miami leads 2-0
At Neutral Sites: MU leads 2-0
Current streak: MU—2
Most MU points: 80 (80-69) in 1966
Most RU points: 69 (80-69) in 1966
Combined points: 149 (80-69) in 1966
Biggest MU win: 13 (57-44) in 2006

12-29-1966	N	W	80-69
11-25-2006	N	W	57-44

SAGINAW VALLEY
Miami leads 2-0
At Oxford: MU leads 1-0
At Saginaw: MU leads 1-0
Current streak: Miami—2
Most MU points: 76 (76-57) in 2010
Most SVSU points: 61 (71-61) in 2011
Combined points: 133 (76-57) in 2010
Biggest MU win: 19 (76-57) in 2010

12-07-2010	H	W	76-57
11-21-2011	A	W	71-61

ST JOHN'S (NY)
Tied 1-1
At Neutral Sites: Tied 1-1
Current streak: STJ—1
Most MU points: 68 (68-65) in 1952
Most STJ points: 65 (68-65) in 1952
Combined points: 133 (68-65) in 1952
Biggest MU win: 3 (68-65) in 1952
Biggest STJ win: 13 (57-70) in 1970

12-27-1952	N	W	68-65
03-13-1970	N	L	57-70

SAN DIEGO
Miami leads 1-0
At Neutral Sites: MU leads 1-0
Current streak: MU—1
Most MU points: 58 (58-52) in 1998
Most SDU points: 52 (58-52) in 1998
Combined points: 110 (58-52) in 1998
Biggest MU win: 6 (58-52) in 1998

12-22-1998	N	W	58-52

SAN DIEGO STATE
San Diego State leads 1-0
At Oxford: SDSU leads 1-0
Current streak: SDSU—1
Most MU points: 56 (56-77) in 2010
Most SDSU points: 77 (56-77) in 2010
Combined points: 133 (56-77) in 2010
Biggest SDSU win: 21 (56-77) in 2010

11-22-2010	H	L	56-77

SAN FRANCISCO
San Francisco leads 3-0
At Neutral Sites: SF leads 1-0
Current streak: SF—3
Most MU points: 88 (88-91) in 1977
Most SF points: 100 (72-100) in 1993
Combined points: 179 (88-91) in 1977
Biggest SF win: 28 (72-100) in 1993

12-29-1977	N	L	88-91
12-29-1980	N	L	60-65
12-04-1993	N	L	72-100

SEATTLE
Seattle leads 1-0
At Seattle: SU leads 1-0
Current streak: SU—1
Most MU points: 73 (73-98) in 1959
Most SU points: 98 (73-98) in 1959
Combined points: 171 (73-98) in 1959
Biggest SU win: 25 (73-98) in 1959

01-02-1959	A	L	73-98

SOUTH ALABAMA
Series tied 1-1
At Neutral Sites: Tied 1-1
Current streak: USA—1
Most MU points: 71 (71-82) in 2019
Most USA points: 82 (71-82) in 2019
Combined points: 153 (71-82) in 2019
Biggest MU win: 5 (64-59) in 2007
Biggest USA win: 11 (71-82) in 2019

11-22-2007	N	W	64-59
11-26-2019	N	L	71-82

SOUTH CAROLINA STATE
Series tied 1-1
At Oxford: Series tied 1-1
Current streak: MU—1
Most MU points: 79 (79-55) in 2018
Most SCSU points: 71 (67-71) in 2016
Combined points: 138 (67-71) in 2016
Biggest Miami win: 24 (79-55) in 2018
Biggest SCSU win: 4 (67-71) in 2016

01-02-2016	H	L	67-71
12-20-2018	H	W	79-55

SOUTH FLORIDA
USF leads 1-0
At Neutral Sites: USF leads 1-0
Current streak: USF—1
Most MU points: 63 (63-76) in 1985
Most USF points: 76 (63-76) in 1985
Combined points: 139 (63-76) in 1985
Biggest USF win: 13 (63-76) in 1985

12-28-1985	N	L	63-76

SOUTHEAST MISSOURI
Tied 1-1
At Oxford: MU leads 1-0
At Cape Girardeau: SEMO leads 1-0
Current streak: SEMO—1
Most MU points: 69 (69-53) in 2010
Most SEMO points: 64 (57-64) in 2011
Combined points: 122 (69-53) in 2010
Biggest MU win: 16 (69-53) in 2010
Biggest SEMO win: 7 (57-64) in 2011

02-20-2010	H	W	69-53
11-26-2011	A	L	57-64

SOUTHERN CALIFORNIA
Southern California leads 2-0
At Los Angeles: USC leads 1-0
At Neutral Sites: USC leads 1-0
Current streak: USC—2
Most MU points: 55 (55-59) in 2001
Most USC points: 59 (55-59) in 2001
Combined points: 114 (55-59) in 2001
Biggest USC win: 4 (55-59) in 2001
(53-57) in 2007

12-16-2001	A	L	55-59
11-23-2007	N	L	53-57

SOUTHERN ILLINOIS
Miami leads 2-1
At Oxford: MU leads 1-0
At Carbondale: Tied 1-1
Current streak: MU—1
Most MU points: 77 (77-72) in 1956
Most SIU points: 74 (68-74) in 2013
Combined points: 149 (77-72) in 1956
Biggest MU win: 5 (77-72) in 1956
Biggest SIU win: 6 (68-74) in 2013

12-28-1956	A	W	77-72
02-23-2013	A	L	68-74
12-29-2013	H	W	67-65

All-Time Game-By-Game Series

SOUTHERN METHODIST
Southern Methodist leads 2-0
At Neutral Sites: SMU leads 2-0
Current streak: SMU—2
Most MU points: 69 (69-83) in 1984
Most SMU points: 83 (69-83) in 1984
Combined points: 152 (69-83) in 1984
Biggest SMU win: 14 (69-83) in 1984

03-16-1984	N	L	69-83
12-20-2003	N	L	55-66

SOUTHERN UTAH
Miami leads 1-0
At Oxford: MU leads 1-0
Current streak: MU—1
Most MU points: 76 (76-63) in 2014
Most SUU points: 63 (76-63) in 2014
Combined points: 139 (76-63) in 2014
Biggest MU win: 13 (76-63) in 2014

11-16-2014	H	W	76-63

SPALDING
Miami leads 1-0
At Oxford: MU leads 1-0
Current streak: MU—1
Most MU points: 80 (80-56) in 2021
Most SU points: 56 (56-80) in 2021
Combined points: 136 (80-56) in 2021
Biggest MU win: 24 (80-56) in 2021

12-21-2021	H	W	80-56

STANFORD
Miami leads 1-0
At Neutral Sites: MU leads 1-0
Current streak: MU—1
Most MU points: 90 (90-72) in 1975
Most SU points: 72 (90-72) in 1975
Combined points: 162 (90-72) in 1975
Biggest MU win: 18 (90-72) in 1975

12-30-1975	N	W	90-72

STETSON
Miami leads 1-0
At Oxford: MU leads 1-0
Current streak: MU—1
Most MU points: 80 (80-65) in 2021
Most SU points: 56 (65-80) in 2021
Combined points: 145 (80-65) in 2021
Biggest MU win: 15 (80-65) in 2021

11-17-2021	H	W	80-65

SYRACUSE
Tied 1-1
At Neutral Sites: Tied 1-1
Current streak: SU—1
Most MU points: 96 (96-74) in 1973
Most SU points: 74 (96-74) in 1973
Combined points: 170 (96-74) in 1973
Biggest MU win: 22 (96-74) in 1973
Biggest SU win: 19 (53-72) in 1997

12-28-1973	N	W	96-74
12-13-1997	N	L	53-72

TAMPA
Miami leads 1-0
At Tampa: MU leads 1-0
Current streak: MU—1
Most MU points: 81 (81-65) in 1955
Most UT points: 65 (81-65) in 1955
Combined points: 146 (81-65) in 1955
Biggest MU win: 16 (81-65) in 1955

01-11-1955	A	W	81-65

TEMPLE
Temple Leads 4-2
At Oxford: Tied 1-1
At Philadelphia: Tied 1-1
At Neutral Sites: TU leads 2-0
Current streak: TU—1
Most MU points: 68 (68-52) in 2008
Most TU points: 67 (62-67) in 1968
Combined points: 129 (62-67) in 1968
Biggest MU win: 16 (68-52) in 2008
Biggest TU win: 22 (42-64) in 2009

12-18-1967	N	L	60-65
12-27-1968	N	L	62-67
11-21-1999	A	L	47-60
11-30-2000	H	W	66-58
12-03-2008	A	W	68-52
12-08-2009	H	L	42-64

TENNESSEE
Tennessee Leads 4-2
At Oxford: MU Leads 1-0
At Knoxville: UT Leads 4-0
At Neutral Sites: MU leads 1-0
Current streak: UT—1
Most MU points: 83 (83-94) in 1988
Most UT points: 94 (83-94) in 1988
Combined points: 177 (83-94) in 1988
Biggest MU win: 6 (68-62) in 1998
Biggest UT win: 19 (59-78) in 1999

12-20-1947	N	W	54-51
12-18-1982	A	L	62-69
12-28-1988	A	L	83-94
11-17-1997	A	L	74-75
11-19-1998	H	W	68-62
12-01-1999	A	L	59-78

TENNESSEE STATE
Series tied 1-1
At Oxford: TSU leads 1-0
At Nashville: MU leads 1-0
Current streak: MU—1
Most MU points: 79 (79-64) in 2013
Most TSU points: 68 (68-61) in 2012
Combined points: 143 (79-64) in 2013
Biggest MU win: 15 (79-64) in 2013
Biggest TSU win: 7 (68-61) in 2012

02-19-2012	H	L	61-68
12-21-2013	A	W	79-64

TENNESSEE TECH
Series tied 1-1
At Oxford: MU leads 1-0
At Cookeville: TTU leads 1-0
Current streak: MUU—1
Most MU points: 66 (66-58) in 2016
Most TTU points: 77 (64-77) in 2015
Combined points: 141 (64-77) in 2015
Biggest MU win: 9 (66-58) in 2016
Biggest TTU win: 13 (64-77) in 2015

12-18-2015	A	L	64-77
12-22-2016	H	W	66-58

TEXAS A&M
Tied 1-1
At Neutral Sites: Tied 1-1
Current streak: T A&M—1
Most MU points: 79 (79-68) in 1977
Most T A&M points: 73 (53-73) in 1981
Combined points: 147 (79-68) in 1977
Biggest MU win: 11 (79-68) in 1977
Biggest T A&M win: 20 (53-73) in 1981

12-28-1977	N	W	79-68
12-28-1981	N	L	53-73

TCU
TCU leads 1-0
At Neutral Sites: TCU leads 1-0
Current streak: TCU—1
Most MU points: 58 (58-60) in 2005
Most TCU points: 60 (58-60) in 2005
Combined points: 118 (58-60) in 2005
Biggest TCU win: 2 (58-60) in 2005

03-16-2005	N	L	58-60

UTEP
UTEP Leads 3-0
At Neutral Sites: UTEP leads 3-0
Current streak: UTEP—3
Most MU points: 66 (66-72) in 1974
Most UTEP points: 72 (66-72 in 1974
Combined points: 138 (66-72) in 1974
Biggest UTEP win: 8 (66-72) in 1974

12-18-1970	A	L	53-54
12-19-1974	A	L	66-72
12-18-1980	A	L	56-62

TEXAS SOUTHERN
TSU leads 1-0
At Neutral Sites: TSU leads 1-0
Current streak: TSU—1
Most MU points: 63 (63-67) in 1996
Most TSU points: 67 (63-67) in 1996
Combined points: 130 (63-67) in 1996
Biggest TSU win: 4 (63-67) in 1996

12-06-1996	N	L	63-67

TEXAS TECH
Miami leads 1-0
At Neutral Sites: MU leads 1-0
Current streak: MU—1
Most MU points: 74 (74-63) in 1976
Most TTU points: 63 (74-63) in 1976
Combined points: 137 (74-63) in 1976
Biggest MU win: 11 (74-63) in 1976

12-20-1976	N	W	74-63

THOMAS MORE
Miami leads 1-0
At Oxford: MU leads 1-0
Current streak: MU—1
Most MU points: 88 (88-44) in 1992
Most TMC points: 44 (88-44) in 1992
Combined points: 132 (88-44) in 1992
Biggest MU win: 44 (88-44) in 1992

12-01-1992	H	W	88-44

TOLEDO
Miami leads 68-66
At Oxford: MU leads 42-21
At Toledo: UT leads 40-23
At Neutral Sites: Series Tied 4-4
Current streak: UT—17
Most MU points: 108 (108-80) in 1990
Most UT points: 92 (92-77) in 1973
Combined points: 188 (108-80) in 1990
Biggest MU win: 32 (92-60) in 1982
Biggest UT win: 44 (49-93) in 2016

01-29-1921	H	W	50-27
01-15-1944	H	W	64-37
12-19-1950	H	W	53-51
02-17-1951	A	L	63-65
12-07-1951	N	L	47-59
12-18-1951	H	W	61-42
02-23-1952	A	L	59-67
12-16-1952	A	L	64-65
02-07-1953	H	W	90-61
12-16-1953	H	L	67-75
02-06-1954	A	L	57-65
12-22-1954	A	W	72-70
02-05-1955	H	W	84-76
12-17-1955	A	L	60-65
02-25-1956	H	W	93-68
12-15-1956	A	W	81-64
02-23-1957	H	W	47-40
01-01-1958	A	W	63-50
02-22-1958	H	W	73-69
12-13-1958	A	L	63-81
02-21-1959	H	W	75-59
01-09-1960	A	L	51-56
02-20-1960	H	W	54-49
12-31-1960	A	L	68-76
03-04-1961	H	W (OT)	87-86
01-06-1962	H	W	54-36
02-17-1962	A	L	70-90
02-09-1963	A	L	70-84
02-16-1963	H	W	58-57
02-15-1964	A	W	65-63
02-29-1964	H	W	87-66
01-02-1965	A	W	95-66
02-27-1965	H	W	78-64
01-08-1966	H	W	94-69
02-26-1966	A	W	79-72
01-07-1967	A	L	56-68
02-25-1967	H	L	66-68
01-06-1968	H	L	89-97
02-24-1968	A	L	67-82
01-11-1969	H	W	77-73
03-01-1969	A	W	70-65
01-10-1970	A	W+	31-47
02-28-1970	H	W	63-52
01-09-1971	H	W	61-51
02-03-1971	A	W	64-49
01-08-1972	A	L	57-67
02-02-1972	H	W (OT)	67-65

HISTORY

All-Time Game-By-Game Series

01-20-1973	H	L	77-92
02-17-1973	A	L	63-67
01-26-1974	H	W	72-59
02-23-1974	A	L	68-81
01-25-1975	A	L	62-73
02-22-1975	H	L	61-62
01-07-1976	A	W	76-73
02-11-1976	H	W (2OT)	87-86
02-05-1977	A	L	68-72
01-25-1978	A	W	79-70
03-01-1978	H	L (OT)	79-81
01-17-1979	A	L	54-63
02-21-1979	H	W (OT)	72-68
01-23-1980	A	L	64-69
02-13-1980	H	L	72-75
01-14-1981	H	W	79-70
02-11-1981	A	L	69-70
01-06-1982	H	W	92-60
01-21-1983	H	W	66-61
02-26-1983	A	L	66-71
01-11-1984	H	W	78-63
02-08-1984	A	W	67-62
03-10-1984	N	W	51-46
01-16-1985	A	L	65-74
02-12-1985	H	W	70-69
01-08-1986	H	W	80-51
02-05-1986	A	W	93-68
03-06-1986	N	W	93-76
12-11-1986	A	L	68-73
02-28-1987	H	W	81-78
01-30-1988	H	L	75-88
02-27-1988	A	W	70-68
01-21-1989	A	L*	54-52
02-18-1989	H	L*	84-55
01-27-1990	H	L	66-71
02-24-1990	A	L	74-85
03-09-1990	N	W	108-80
01-09-1991	H	W	95-80
02-06-1991	A	L	61-74
03-08-1991	N	L	59-70
01-08-1992	A	W	69-39
03-07-1992	H	W	68-46
01-30-1993	H	W	64-62
02-27-1993	A	W	63-57
01-22-1994	A	W	79-72
02-20-1994	H	L	74-79
01-11-1995	A	W	67-61
02-08-1995	H	W	70-64
01-10-1996	H	L	42-43
02-07-1996	A	L	70-76
03-08-1996	N	L	55-75
01-15-1997	A	W	66-49
02-12-1997	H	W	69-52
01-10-1998	H	L	56-76
01-29-1998	A	L	50-63
02-01-1999	H	W	63-57
02-17-1999	A	L	63-66
02-01-2000	H	L	61-71
01-03-2001	A	L	62-76
02-09-2002	H	W	64-54
01-14-2003	A	L	51-61
02-07-2004	H	W	61-57
02-03-2005	A	W	76-64
01-18-2006	H	W	58-49
01-27-2007	A	L	56-61
03-09-2007	N	W	58-53
02-06-2008	H	W	76-47
02-07-2009	A	W	53-40
02-10-2010	H	W	55-47
02-12-2011	A	W	68-66
01-25-2012	H	L	61-63
03-05-2012	A	L	53-60
02-06-2013	A	L	64-65
01-29-2014	H	L	70-83
01-27-2015	A	L	65-70
01-09-2016	H	L	76-84
02-13-2016	A	L	49-93
01-07-2017	A	L	76-91
02-09-2018	H	L	67-73
03-08-2018	N	L	69-71
01-15-2019	A	L	59-71
01-29-2019	H	L	63-66
02-11-2020	A	L	57-65
01-26-2021	H	L	81-90
02-16-2021	A	L	75-87
01-11-2022	H	L	72-75
02-26-2022	A	L	73-88

+forfeit win for Miami
*forfeit loss for Miami

TOWSON
Series Tied 1-1
At Oxford: MU Leads 1-0
At Towson: TU Leads 1-0
Current streak: MU—1
Most MU points: 71 (71-82) in 2009
Most TU points: 82 (71-82) in 2009
Combined points: 153 (71-82) in 2009
Biggest MU win: 3 (60-57) in 2010
Biggest TU win: 11 (71-82) in 2009

11-13-2009	A	L	71-82
11-12-2010	H	W	60-57

TRANSYLVANIA
Miami leads 7-0
At Oxford: MU leads 7-0
Current streak: MU—7
Most MU points: 69 (69-31) in 1942
Most TU points: 41 (41-46) in 1941
Combined points: 100 (69-31) in 1942
Biggest MU win: 38 (69-31) in 1942

12-15-1936	H	W	30-21
12-07-1937	H	W	34-23
12-05-1938	H	W	32-13
12-06-1939	H	W	31-26
12-07-1940	H	W	47-30
12-04-1941	H	W	46-41
12-05-1942	H	W	69-31

TROY
Tied 1-1
At Oxford: MU Leads 1-0
At Troy: TROY Leads 1-0
Current streak: TROY—1
Most MU points: 80 (80-73) in 2010
Most TROY points: 73 (80-73) in 2011
Combined points: 153 (80-73) in 2010
Biggest MU win: 7 (80-73) in 2010
Biggest TROY win: 13 (60-73) in 2011

12-11-2010	H	W	80-73
12-03-2011	A	L	60-73

TULSA
Tulsa leads 1-0
At Neutral Sites: TU leads 1-0
Current streak: TU—1
Most MU points: 45 (45-61) in 2008
Most TU points: 61 (45-61) in 2008
Combined points: 106 (45-61) in 2008
Biggest TU win: 16 (45-61) in 2008

03-19-2008	N	L	45-61

TULANE
Series Tied 2-2
At Oxford: MU Leads 1-0
At New Orleans: TU Leads 2-0
At Neutral Sites: MU Leads 1-0
Current streak: TU—1
Most MU points: 91 (91-66) in 1971
Most TU points: 80 (59-80) in 2017
Combined points: 157 (91-66) in 1971
Biggest MU win: 35 (87-52) in 1966
Biggest TU win: 21 (59-80) in 2017

12-28-1966	N	W	87-52
12-18-1969	A	L	57-59
01-28-1971	H	W	91-66
11-22-2017	A	L	59-80

UTAH
Tied 1-1
At Salt Lake City: UTAH Leads 1-0
At Neutral Sites: MU Leads 1-0
Current streak: MU—1
Most MU points: 78 (78-95) in 1959
Most UTAH points: 95 (78-95) in 1959
Combined points: 173 (78-95) in 1959
Biggest MU win: 8 (66-58) in 1999
Biggest UTAH win: 17 (78-95) in 1959

01-03-1959	A	L	78-95
03-14-1999	N	W	66-58

UTAH STATE
Utah State leads 1-0
At Neutral Sites: USU leads 1-0
Current streak: USU—1
Most MU points: 78 (78-79) in 1952
Most USU points: 79 (78-79) in 1952
Combined points: 157 (78-79) in 1952
Biggest USU win: 1 (78-79) in 1952

12-29-1952	N	L	78-79

VALPARAISO
Tied 1-1
At Oxford: MU Leads 1-0
At Valparaiso: VU Leads 1-0
Current streak: MU—1
Most MU points: 94 (94-99) in 2008
Most VU points: 99 (94-99) in 2008
Combined points: 193 (94-99) in 2008
Biggest MU win: 12 (62-50) in 2008
Biggest VU win: 5 (94-99) in 2008

02-23-2008	A	L (2OT)	94-99
12-13-2008	H	W	62-50

VANDERBILT
VU Leads 3-1
At Oxford: VU leads 1-0
At Nashville: VU leads 2-1
Current streak: VU—2
Most MU points: 67 (67-74) in 1970
Most VU points: 74 (67-74) in 1970
Combined points: 131 (62-69) in 2012
Biggest MU win: 12 (34-22) in 1935
Biggest VU win: 7 (62-69) in 2012

01-02-1932	H	L	22-28
12-14-1935	A	W	34-22
12-05-1970	A	L	67-74
01-02-2012	A	L	62-69

VILLA MADONNA
Miami leads 1-0
At Oxford: MU leads 1-0
Current streak: MU—1
Most MU points: 68 (68-54) in 1966
Most VM points: 54 (68-54) in 1966
Combined points: 122 (68-54) in 1966
Biggest MU win: 14 (68-54) in 1966

12-01-1966	H	W	68-54

VIRGINIA
Virginia leads 1-0
At Neutral Sites: UVA leads 1-0
Current streak: UVA—1
Most MU points: 54 (54-60) in 1995
Most UVA points: 60 (54-60) in 1995
Combined points: 114 (54-60) in 1995
Biggest UVA win: 6 (54-60) in 1995

03-28-1995	N	L (OT)	54-60

VIRGINIA COMMONWEALTH
Miami Leads 2-0
At Oxford: MU leads 1-0
At Richmond: MU leads 1-0
Current streak: MU—2
Most MU points: 85 (85-75) in 1997
Most VCU points: 75 (85-75) in 1997
Combined points: 160 (85-75) in 1997
Biggest MU win: 10 (85-75) in 1997

11-23-1996	A	W	69-66
12-06-1997	H	W	85-75

VIRGINIA TECH
Virginia Tech leads 2-1
At Neutral Sites: VT leads 2-1
Current streak: VT—1
Most MU points: 84 (84-93) in 1979
Most VT points: 93 (84-93) in 1979
Combined points: 175 (84-93) in 1979
Biggest MU win: 1 (83-82) in 1985
Biggest VT win: 15 (63-78) in 2013

12-21-1979	N	L	84-93
12-27-1985	N	W (OT)	83-82
11-26-2013	N	L	63-78

All-Time Game-By-Game Series

WABASH
Miami Leads 4-3
At Oxford: MU Leads 3-1
At Wabash: Tied 1-1
At Neutral Sites: WU leads 1-0
Current streak: MU—3
Most MU points: 103 (103-69) in 1974
Most WU points: 69 (103-69) in 1974
Combined points: 173 (103-69) in 1974
Biggest MU win: 34 (103-69) in 1974
Biggest WU win: 26 (11-37) in 1909

02-19-1909	A	L	11-37
03-08-1916	N	L	17-41
01-30-1932	A	W	31-25
02-20-1932	H	L	23-24
01-31-1942	H	W	46-41
12-12-1942	H	W	50-47
11-30-1974	H	W	103-69

WASHINGTON
Tied 1-1
At Seattle: UW Leads 1-0
At Neutral Sites: MU Leads 1-0
Current streak: MU—1
Most MU points: 64 (64-80) in 1989
Most UW points: 80 (64-80) in 1989
Combined points: 144 (64-80) in 1989
Biggest MU win: 1 (59-58) in 1999
Biggest UW win: 16 (64-80) in 1989

12-28-1989	A	L	64-80
03-12-1999	N	W	59-58

WASHINGTON & LEE
Miami leads 1-0
At Neutral Sites: MU leads 1-0
Current streak: MU—1
Most MU points: 82 (82-57) in 1951
Most W&L points: 57 (82-57) in 1951
Combined points: 139 (82-57) in 1951
Biggest MU win: 25 (82-57) in 1951

12-21-1951	N	W	82-57

WEBER STATE
Miami Leads 2-0
At Ogden: MU leads 1-0
At Neutral Sites: MU leads 1-0
Current streak: MU—2
Most MU points: 86 (86-83) in 1986
Most VCU points: 83 (86-83) in 1986
Combined points: 169 (86-83) in 1986
Biggest MU win: 4 (70-66) in 2008

12-29-1986	A	W (OT)	86-83
11-12-2008	N	W	70-66

WEST VIRGINIA
West Virginia leads 2-0
At Morgantown: WVU leads 2-0
Current streak: WVU—2
Most MU points: 59 (59-94) in 1951
Most WVU points: 94 (59-94) in 1951
Combined points: 153 (59-94) in 1951
Biggest WVU win: 36 (46-82) in 2008

02-03-1951	A	L	59-94
12-20-2008	A	L	46-82

WESTERN ILLINOIS
Miami leads 3-1
At Oxford: MU leads 2-0
At Macomb: Tied 1-1
Current streak: WIU—1
Most MU points: 81 (81-72) in 2016
Most WIU points: 79(779-67) in 2021
Combined points: 153 (81-72) in 2016
Biggest MU win: 10 (67-57) in 2020
Biggest WIU win: 12 (79-67) in 2021

11-26-2016	H	W	81-72
12-2-2017	A	W (OT)	76-73
12-09-2020	H	W	67-57
11-27-2021	A	L	67-79

WESTERN KENTUCKY
Western Kentucky leads 2-0
At Oxford: WKU leads 1-0
At Neutral Sites: WKU leads 1-0
Current streak: WKU—2
Most MU points: 27 (27-37) in 1945
Most WKU points: 37 (27-37) in 1945
Combined points: 64 (27-37) in 1945
Biggest WKU win: 10 (27-37) in 1945

11-23-1945	N	L	25-32
12-28-1945	H	L	27-37

WESTERN MICHIGAN
Miami leads 87-50
At Oxford: MU leads 53-12
At Kalamazoo: WMU leads 36-30
At Neutral Sites: MU leads 4-1
Current streak: MU—4
Most MU points: 107 (107-68) in 1957
Most WMU points: 96 (95-89) in 1981
Combined points: 185 (86-95) in 1981
Biggest MU win: 39 (107-68) in 1957
Biggest WMU win: 28 (94-66) in 1950

01-13-1940	H	W	32-29
02-24-1940	A	L	47-51
01-17-1941	H	W	40-37
01-31-1948	H	W	64-47
02-21-1948	A	L	48-71
01-08-1949	H	W	51-43
02-05-1949	A	L	55-71
01-07-1950	A	L	66-94
02-10-1950	H	W	61-54
01-06-1951	H	W	48-42
02-16-1951	A	W	87-77
12-08-1951	N	W	76-65
01-04-1952	A	L	52-58
02-15-1952	H	W	95-66
01-17-1953	H	W	93-64
02-28-1953	A	W	74-63
12-18-1954	A	L	68-77
01-14-1955	H	W	91-65
01-13-1956	H	W	80-66
02-11-1956	A	L	71-84
01-12-1957	A	W	84-79
02-09-1957	H	W	107-68
01-11-1958	H	W	95-68
02-01-1958	A	W	95-75
01-10-1959	A	W	83-69
01-24-1959	H	W	91-77
12-12-1959	H	W	78-71
02-13-1960	A	L	80-84
12-17-1960	A	L	59-79
02-11-1961	H	W	87-67
01-27-1962	H	L	80-81
02-10-1962	A	L	62-71
01-05-1963	A	L	74-78
01-26-1963	H	W	89-80
01-04-1964	H	W	86-77
02-05-1964	A	W	78-69
12-12-1964	A	W	82-70
02-13-1965	H	W	93-68
01-19-1966	H	W	88-70
01-12-1966	A	W	88-68
12-27-1966	N	W	51-45
01-25-1967	A	L	50-54
02-11-1967	H	W	79-55
01-24-1968	H	L	71-91
02-10-1968	A	W	64-56
01-22-1969	A	L	66-71
02-19-1969	H	W	68-62
01-21-1970	H	W	87-56
02-18-1970	A	W	83-61
01-13-1971	A	W	61-57
02-27-1971	H	W	80-69
01-12-1972	H	W	86-64
02-26-1972	A	L	82-86
01-31-1973	A	W	68-64
03-03-1973	H	W	71-68
01-05-1974	A	L	60-72
02-02-1974	H	W	75-64
01-04-1975	H	W	67-59
02-01-1975	A	L	73-86
01-28-1976	A	L	68-82
03-03-1976	H	L	58-73
01-12-1977	A	W	71-62
02-24-1977	H	W	76-66
01-07-1978	A	L	69-79
02-11-1978	H	W	82-61
12-09-1978	A	W	80-68
03-03-1979	H	W	69-57
01-26-1980	A	L	73-74
01-28-1981	A	L	89-96
02-25-1981	H	L	70-71
01-20-1982	A	L	75-85
02-17-1982	H	W (OT)	57-53
01-12-1983	A	W	84-60
02-09-1983	H	W	72-52
01-07-1984	A	W	70-67
02-04-1984	H	W	80-55
01-30-1985	H	W	82-59
02-27-1985	A	W	76-69
03-07-1985	N	W	78-64
01-25-1986	H	W	68-60
02-22-1986	A	W	81-73
01-17-1987	A	W	77-70
02-14-1987	H	W	76-57
01-16-1988	H	W	85-62
02-13-1988	A	L	61-74
01-07-1989	A	L	68-76
02-04-1989	H	L	79-81
01-13-1990	H	W	86-64
02-28-1990	A	W	82-77
01-23-1991	A	W	86-80
02-20-1991	H	W	98-70
01-22-1992	H	W	59-53
02-19-1992	A	W	64-63
01-13-1993	A	L	52-69
02-10-1993	H	W	65-39
03-12-1993	N	L	48-61
01-05-1994	H	W	82-81
03-05-1994	A	W	70-63
01-18-1995	A	L	63-80
02-15-1995	H	W	61-47
01-17-1996	H	W	62-61
02-14-1996	A	L	66-76
01-25-1997	H	W	62-49
02-22-1997	A	W	56-55
03-07-1997	N	W	84-67
01-05-1998	A	L	47-63
02-28-1998	N	W	67-63
01-02-1999	H	W	80-62
02-06-1999	A	W	70-69
01-29-2000	A	L	49-51
01-21-2001	H	W	77-50
01-02-2002	A	L (OT)	63-69
12-07-2002	H	W	44-39
12-06-2003	A	L	38-61
01-26-2005	H	W	85-60
01-21-2006	A	L	50-59
02-03-2007	H	W	62-59
02-12-2008	A	L (OT)	75-78
02-14-2009	H	W	64-46
02-04-2010	A	W	56-54
01-29-2011	H	L (OT)	68-73
01-28-2012	A	L	64-73
01-30-2013	H	L	68-72
01-11-2014	H	L (OT)	77-78
02-15-2014	A	L	57-68
01-21-2015	H	L	59-68
02-09-2016	A	W	45-44
02-07-2017	H	L	55-72
03-06-2017	A	L	61-65
01-06-2018	H	L	62-67
02-06-2018	A	L	64-68
02-16-2019	A	L (OT)	79-84
02-04-2020	H	L	60-64
01-30-2021	H	W	65-56
02-25-2021	A	W	74-66
01-15-2022	A	W	70-62
02-08-2022	H	W	62-57

WESTERN RESERVE
Miami Leads 14-8
At Oxford: MU Leads 8-3
At Cleveland: MU Leads 6-5
Current streak: MU—9
Most MU points: 108 (108-76) in 1953
Most WRU points: 87 (105-87) in 1952
Combined points: 192 (105-87) in 1952
Biggest MU win: 32 (108-76) in 1953
Biggest WRU win: 12 (31-43) in 1933

02-28-1914	H	W	37-20
02-26-1915	H	L	18-23
01-19-1917	A	W	29-26
02-25-1931	A	L	23-30
12-22-1933	A	L	31-43
02-13-1943	H	W	55-38
02-06-1948	H	W	53-44
03-06-1948	A	L	58-61
12-17-1948	A	W	83-53
02-18-1949	H	L	50-52
12-30-1949	A	L	60-63
01-13-1950	H	L	46-53
12-16-1950	A	L	57-63
02-24-1951	H	W	65-58
12-15-1951	A	W	82-53
02-15-1952	H	W	88-61
12-06-1952	A	W	105-87
02-14-1953	H	W	108-76
01-16-1954	A	W	97-79
02-13-1954	H	W	88-59
12-04-1954	A	W	80-78
02-12-1955	H	W	69-62

HISTORY

All-Time Game-By-Game Series

WESTMINSTER (PA)
Miami leads 1-0
At Neutral Sites: MU leads 1-0
Current streak: MU—1
Most MU points: 56 (56-47) in 1948
Most WC points: 47 (56-47) in 1948
Combined points: 103 (56-47) in 1948
Biggest MU win: 9 (56-47) in 1948

01-03-1948	N	W	56-47

WICHITA STATE
Wichita State Leads 2-1
At Oxford: MU Leads 1-0
At WIchita: WSU Leads 1-0
At Neutral Sites: WSU Leads 1-0
Current streak: WSU—1
Most MU points: 65 (65-58) in 2005
Most WSU points: 62 (51-62) in 1947
Combined points: 123 (65-58) in 2005
Biggest MU win: 7 (65-58) in 2005
Biggest WSU win: 11 (51-62) in 1947

12-30-1947	N	L	51-62
02-19-2005	H	W	65-58
12-20-2005	A	L	46-55

WILBERFORCE
Miami leads 2-0
At Oxford: MU leads 2-0
Current streak: MU—2
Most MU points: 119 (119-52) in 2019
Most WU points: 57 (88-57) in 2018
Combined points: 171 (119-52) in 2019
Biggest MU win: 67 (119-52) in 2019

12-01-2018	H	W	88-57
12-30-2019	H	W	119-52

WILLIAM & MARY
Miami Leads 6-0
At Oxford: MU Leads 3-0
At Williamsburg: MU Leads 2-0
At Neutral Sites: MU Leads 1-0
Current streak: MU—6
Most MU points: 78 (78-68) in 1987
Most W&M points: 69 (73-69 in 2011
Combined points: 136 (78-68) in 1987
Biggest MU win: 13 (72-59) in 2012

12-20-1940	H	W	43-40
12-30-1971	N	W	69-67
12-08-1986	A	W	60-57
11-30-1987	H	W	78-68
12-29-2011	H	W	73-69
11-21-2012	A	W	72-59

WILMINGTON
Miami leads 12-1
At Oxford: MU leads 12-1
Current streak: WC—1
Most MU points: 87 (87-41) in 1944
Most WC points: 67 (67-84) in 2012
Combined points: 151 (84-67) in 2012
Biggest MU win: 46 (87-41) in 1944
Biggest WC win: 2 (63-65) 2013

01-16-1909	H	W	28-14
12-10-1932	H	W	31-23
02-02-1935	H	W	30-20
12-06-1935	H	W	35-19
01-30-1937	H	W	46-24
02-01-1938	H	W	32-29
01-08-1941	H	W	32-31
02-19-1942	H	W	62-38
12-15-1942	H	W	42-30
12-04-1943	H	W	62-22
11-21-1944	H	W	87-41
12-30-2012	H	W	84-67
11-23-2013	H	L	63-65

WISCONSIN
Wisconsin leads 1-0
At Madison: UW leads 1-0
Current streak: UW—1
Most MU points: 58 (58-84) in 1962
Most UW points: 84 (58-84) in 1962
Combined points: 142 (58-84) in 1962
Biggest UW win: 26 (58-84) in 1962

12-15-1962	A	L	58-84

WISCONSIN-GREEN BAY
Wisconsin-Green Bay Leads 3-2
At Oxford: MU Leads 2-1
At Green Bay: UWGB Leads 2-0
Current streak: UWGB—1
Most MU points: 65 (65-69) in 2010
Most UWGB points: 78 (60-78) in 1998
Combined points: 138 (60-78) in 1998
Biggest MU win: 18 (64-46) in 1997
Biggest UWGB win: 18 (60-78) in 1998

11-25-1997	H	W	64-46
12-05-1998	A	L	60-78
12-04-1999	A	L (OT)	58-67
12-02-2000	H	W	56-42
11-21-2010	H	L	65-69

WISCONSIN-MILWAUKEE
Miami Leads 2-1
At Oxford: MU Leads 2-0
At Milwaukee: UWM Leads 1-0
Current streak: UWM—1
Most MU points: 69 (69-45) in 2008
Most UWM points: 68 (61-68) in 2009
Combined points: 129 (61-68) in 2009
Biggest MU win: 24 (69-45) in 2008
Biggest UWM win: 7 (61-68) in 2009

12-12-1947	H	W	63-56
12-11-2008	H	W	69-45
12-19-2009	A	L	61-68

WITTENBERG
Miami Leads 22-21
At Oxford: MU Leads 17-6
At Springfield: WU Leads 15-5
Current streak: MU—2
Most MU points: 76 (76-56) in 1956
Most WU points: 56 (76-56) in 1956
Combined points: 132 (76-56) in 1956
Biggest MU win: 45 (54-9) in 1918
Biggest WU win: 28 (38-36) in 1921

01-16-1910	H	L	19-26
03-01-1912	A	L	0-2*
01-25-1913	H	W	40-25
02-21-1914	A	L	25-48
01-16-1915	H	W	30-26
01-22-1916	H	L	23-35
02-19-1916	A	L	37-44
01-18-1917	A	W	39-34
02-24-1917	H	W	32-26
02-02-1918	A	W	40-28
02-23-1918	H	W	54-9
02-15-1919	H	W	25-23
02-21-1919	A	L	22-25
01-17-1920	A	L	19-27
02-28-1920	H	W	23-19
02-04-1921	A	L	8-36
03-02-1921	H	W	20-19
1921-1922	A	W	33-28
1921-1922	H	L	34-36
1922-1923	A	L	30-33
1922-1923	H	W	31-28
1923-1924	A	L	18-30
1923-1924	H	W	26-22
1924-1925	A	L	18-38
1924-1925	H	W	31-22
01-29-1926	A	W	42-32
02-13-1926	H	W	41-25
01-14-1927	A	L	38-40
02-26-1927	H	L	40-42
01-07-1928	H	W	45-27
02-11-1928	A	W	51-37
02-09-1929	H	L	29-32
02-25-1929	A	L	34-46
01-11-1930	H	W	30-21
02-01-1930	A	L	24-30
01-19-1932	H	W	29-19
02-26-1932	A	L	33-34
01-18-1933	H	L	32-35
02-15-1933	A	L	26-53
01-06-1934	H	W	33-19
01-30-1933	A	L	29-47
12-05-1956	H	W	76-56
12-06-1980	H	W	62-52

* Forfeit loss

WOOSTER
Wooster Leads 3-1
At Oxford: WC Leads 1-0
At Wooster: WC Leads 2-1
Current streak: WC—2
Most MU points: 30 (30-26) in 1915
Most UWM points: 55 (19-55) in 1912
Combined points: 73 (28-45) in 1940
Biggest MU win: 4 (30-26) in 1915
Biggest UWM win: 36 (19-55) in 1912

02-06-1912	A	L	19-55
01-21-1915	A	W	30-26
12-14-1940	A	L	28-45
12-12-1941	H	L	25-47

WRIGHT STATE
Miami leads 21-16
At Oxford: MU leads 13-6
At Dayton: WSU leads 9-8
At Neutral Sites: WSU leads 1-0
Current streak: WSU—3
Most MU points: 105 (105-86) in 1996
Most WSU points: 92 (84-92) in 1981
Combined points: 191 (105-86) in 1996
Biggest MU win: 34 (87-53) in 1994
Biggest WSU win: 24 (47-71) in 2020

12-15-1972	A	W	84-59
12-04-1973	H	W	79-69
12-07-1974	H	W	85-61
12-08-1976	A	W	67-54
12-13-1977	H	W	73-69
12-02-1978	H	L	63-64
12-10-1979	H	L	68-83
12-01-1980	A	L	84-92
12-07-1981	H	L	59-65
12-30-1992	A	W	75-68
12-08-1993	H	W	87-53
12-30-1994	A	W	69-61
12-27-1995	H	W	105-86
12-14-1996	A	W	89-58
12-18-1999	H	W	72-61
12-19-2000	A	L	47-56
12-01-2001	H	W	67-61
11-30-2002	A	L	48-51
12-11-2003	H	W	76-61
12-08-2004	A	W (OT)	59-54
11-30-2005	H	W	54-46
11-11-2006	H	L	56-57
12-15-2007	A	L	57-58
11-24-2008	A	W	55-37
12-13-2009	H	W	56-55
12-18-2010	A	L	65-51
12-10-2011	H	L	49-51
12-19-2012	A	L	59-67
12-15-2013	H	W	59-56
12-14-2014	A	L	59-68
12-13-2015	H	W	72-67
11-15-2016	A	L	87-89
11-14-2017	H	W (OT)	73-67
12-05-2018	A	W	65-62
11-09-2019	H	L	81-88
11-27-2019	N	L	66-71
12-05-2020	A	L	47-71

XAVIER
Xavier leads 54-48
At Oxford: MU leads 30-17
At Cincinnati: XU leads 36-18
At Neutral Sites: XU leads 1-0
Current streak: XU—4
Most MU points: 106 (106-87) in 1980
Most XU points: 110 (91-110) in 1953
Combined points: 201 (91-110) in 1953
Biggest MU win: 34 (50-16) in 1921
Biggest XU win: 27 (55-82) in 2018

01-22-1921	H	W	50-16
1922	H	W	37-20
1923	A	L	11-23
01-02-1939	H	L	22-27
01-30-1939	A	L	22-39
12-07-1945	A	W	41-35
01-19-1946	H	W	67-46
12-14-1946	H	W	60-54
02-04-1947	A	L	48-58
02-14-1948	H	L	51-62
02-18-1948	A	L	44-61
01-13-1949	A	L	48-61
02-21-1949	H	L	43-64
01-31-1950	A	W	60-59
02-14-1950	H	L	37-51
01-19-1951	H	L	49-64
02-01-1951	A	L	52-72
01-15-1952	H	W	82-79
02-08-1952	A	L	67-74
01-14-1953	A	W	90-70
02-25-1953	H	L	91-110
02-12-1954	A	L	68-73
02-27-1954	H	L	89-90
02-26-1955	A	L	74-80
02-04-1956	A	W	77-76
03-03-1956	H	W (OT)	96-91

All-Time Game-By-Game Series

02-02-1957	H	L	72-84
03-02-1957	A	L	80-100
01-06-1958	A	L	65-78
03-01-1958	H	W	89-79
01-06-1959	H	L	79-85
03-03-1959	A	L	78-82
01-11-1960	H	W	82-74
01-18-1960	A	L	71-80
02-13-1961	A	L	79-87
02-27-1961	H	L	81-86
01-20-1962	A	L	68-81
03-03-1962	H	W	65-63
12-26-1963	A	L	62-63
02-11-1963	H	L	57-59
12-26-1963	N	L	68-69
02-08-1964	A	W	97-85
02-22-1964	H	W	96-85
02-08-1965	H	W	97-68
02-20-1965	A	W	82-62
02-05-1966	A	W	76-68
02-22-1966	H	W	76-72
12-20-1967	A	L	68-71
02-04-1967	H	W	67-49
01-18-1968	A	W	72-65
02-22-1968	H	W	55-52
01-30-1969	H	W	60-45
02-12-1969	A	L	51-59
02-21-1970	H	W	66-59
03-04-1970	A	W	68-64
01-25-1971	A	W	73-61
02-24-1971	H	W	86-72
02-23-1972	H	W	84-73
03-04-1972	A	L (OT)	74-78
01-03-1973	A	W	75-67
02-19-1973	H	W	54-53
03-02-1974	A	W	67-58
03-01-1975	H	W	86-59
03-07-1977	A	W	67-57
12-03-1977	H	W	62-61
01-03-1979	A	L	67-72
12-15-1979	H	W	106-87
12-13-1980	A	W	74-73
12-22-1982	A	L	50-54
12-10-1983	H	W	72-53
12-22-1984	A	L	85-88
12-14-1985	H	W	80-74
12-20-1986	A	L	55-73
12-12-1987	H	L	73-91
12-10-1988	A	W	68-61
12-09-1989	H	L	69-76
12-18-1990	A	W	100-95
12-14-1991	H	W	73-58
12-12-1992	A	L	67-70
12-11-1993	H	L	69-72
03-16-1994	A	L	68-80
11-30-1994	A	L	70-89
12-06-1995	H	W	85-71
11-30-1996	A	L	71-92
12-09-1997	H	W	80-72
12-02-1998	A	L	56-64
12-08-1999	H	W	67-58
11-88-2000	A	L	54-68
11-28-2001	H	L	58-87
12-09-2002	A	L	58-68
12-09-2003	H	L	36-55
11-22-2004	A	W	66-54
12-11-2005	H	L	65-75
11-29-2006	A	L	53-68
11-13-2007	H	W	59-57
11-29-2008	A	L	53-60
12-23-2009	A	L	67-70
12-01-2010	H	W	75-64
11-18-2011	A	L	60-66
11-20-2013	A	L	51-77
11-13-2015	A	L	72-81
11-28-2018	A	L	55-82

HISTORY

Coaching Records

Coach	Seasons	Yrs.	Games	— Overall — W	L	Pct.	— MAC — W	L	Pct.
Carroll Hoel (Mgr.)	1905-06	1	6	3	3	.500	—	—	—
John Snyder (Mgr.)	1906-07	1	6	2	4	.333	—	—	—
C.H. Martin (Mgr.)	1907-08	1	8	1	7	.125	—	—	—
F.W. Stone	1908-1912	4	37	17	20	.459	—	—	—
M. Hoskins	1912-13	1	12	4	8	.333	—	—	—
A.D. Browne	1913-14	1	13	6	7	.462	—	—	—
Howard Flack	1914-15	1	13	4	9	.308	—	—	—
C.J. Roberts	1915-16	1	13	4	9	.308	—	—	—
George Little	1916-17, 1919-22	4	64	43	21	.672	—	—	—
George Rider	1917-19	2	22	17	5	.773	—	—	—
Harry Ewing	1922-24	2	26	11	15	.423	—	—	—
Roy Tillotson	1924-30	6	93	44	49	.473	—	—	—
John Mauer	1930-38	8	126	46	80	.365	—	—	—
Wilbur (Weeb) Ewbank	1938-39	1	18	5	13	.278	—	—	—
W. (Rip) Van Winkle	1939-42	3	50	28	22	.560	—	—	—
W.J. (Blue) Foster	1942-49	7	133	74	59	.556	6	12	.333
John Brickels	1949-51	2	43	15	28	.349	7	11	.389
Bill Rohr	1951-57	6	138	91	47	.659	56	18	.757
Richard Shrider	1957-66	9	222	126	96	.568	76	32	.704
Taylor (Tates) Locke	1966-70	4	98	56	42	.571	28	18	.609
Darrell Hedric	1970-84	14	373	216	157	.579	128	76	.627
Jerry Peirson •	1984-90	6	174	85	89	.489	52	48	.520
Joby Wright	1990-93	3	90	61	29	.678	37	13	.740
Herb Sendek	1993-96	3	89	63	26	.708	40	14	.741
Charlie Coles	1996-12	16	487	263	224	.540	166	109	.604
Jermaine Henderson	2008*		5	3	2	.600	1	0	1.000
John Cooper	2012-17	5	159	59	100	.371	29	59	.330
Jack Owens	2017-22	5	153	70	86	.458	37	57	.407
Travis Steele	**2022-pres.**								
Totals		116	2671	1417	1254	.531	663	464	.588

• includes eight losses due to NCAA-sanctioned forfeits in 1988-89

Jermaine Henderson served in an interim head coach role in 2007-08, earning a 3-2 record

Assistant Coaches

Ben Ankney 1948-49
Joe Barry 1970-75, 1976-91
Brian Blaney 1995-96
Randy Brown 1991-93
Jim Christian 1995-96
Charlie Coles 1994-96
Carmen Cozza 1958-60
Brian Donoher 1992-93
Rick Duckett ..... 2012-17^
Sheldon Everett 2012-17
Jason Grunkemeyer 2007-12
Jim Hamilton 1960-61
Darrell Hedric 1956-57, 1960-70
Jermaine Henderson ..... 1998-12^
Jonathan Holmes ..... 2022-pres.
Ron Hunter 1993-94
Don Knodel 1955-56
Jimmy Lallathin 2010-11
Kenneth Lowe 2017-22
Todd Lickliter 2011-12
Tates Locke 1965-67
John Mahany 1951-53
Dave Manzer 1993-94
Ray Martin 1996-98
Thad Matta 1994-95, 1996-97
Trey Meyer 2012-17
Sean Miller 1993-95
Don Moormeier 1997-99
Ara Parseghian 1950-51
Ryan Pedon 2005-10
Jerry Peirson 1969-84
John Pont 1953-56
J.R. Reynolds 2017-22
Jeff Rutter 2017-22
Francis Sebring 1953-54
Frankie Smith 1999-07
Gene Smith 1954-55
Khristian Smith ..... 2022-pres.
Jim Stoll 1991-93
Steve Strome 1966-69
Rob Summers ..... 2022-pres.^
Jim Thomas 1960-61
Richard Urich 1952-54
Tim Waller 1984-91
James Whitford 1996-05

^Denotes Associate Head Coach

**In June 2005, Jermaine Henderson was named associate head coach, becoming the first associate head coach in program history.*

Coaching Records

		— Overall —			— MAC —						
Season	Coach	W	L	Pct.	W	L	Pct.	Pl.	Home	Away	Neut.
1905-06	Carroll Hoel (Mgr.)	3	3	.500	—	—	—	—	1-2	2-1	0-0
1906-07	John Snyder (Mgr.)	2	4	.333	—	—	—	—	1-1	1-3	0-0
1907-08	C.H. Martin (Mgr.)	1	7	.125	—	—	—	—	1-3	0-4	0-0
1908-09	F.W. Stone	4	6	.400	—	—	—	—	3-1	1-5	0-0
1909-10	F.W. Stone	6	4	.600	—	—	—	—	3-1	3-3	0-0
1910-11	F.W. Stone	4	3	.571	—	—	—	—	4-0	0-3	0-0
1911-12	F.W. Stone	3	7	.300	—	—	—	—	3-1	0-6	0-0
1912-13	M. Hoskins	4	8	.333	—	—	—	—	3-2	1-6	0-0
1913-14	A.D. Browne	6	7	.462	—	—	—	—	4-2	3-4	0-0
1914-15	Howard Flack	4	9	.308	—	—	—	—	3-3	1-6	0-0
1915-16	C.J. Roberts	4	9	.308	—	—	—	—	2-4	2-5	0-0
1916-17	George Little	12	3	.800	—	—	—	—	6-0	5-2	1-1
1917-18	George Rider	10	0	1.000	—	—	—	—	5-0	5-0	0-0
1918-19	George Rider	7	5	.583	—	—	—	—	4-2	3-3	0-0
1919-20	George Little	9	5	.643	—	—	—	—	5-2	4-3	0-0
1920-21	George Little	9	6	.600	—	—	—	—	6-2	3-4	0-0
1921-22	George Little	13	7	.650	—	—	—	—	7-4	6-3	0-0
1922-23	Harry Ewing	9	6	.600	—	—	—	—	4-3	5-3	0-0
1923-24	Harry Ewing	2	9	.182	—	—	—	—	2-3	0-6	0-0
1924-25	Roy Tillotson	3	10	.231	—	—	—	—	2-3	1-7	0-0
1925-26	Roy Tillotson	7	9	.438	—	—	—	—	6-1	1-8	0-0
1926-27	Roy Tillotson	9	6	.600	—	—	—	—	5-2	4-4	0-0
1927-28	Roy Tillotson	13	3	.813	—	—	—	—	7-1	6-2	0-0
1928-29	Roy Tillotson	7	11	.389	—	—	—	—	2-4	5-7	0-0
1929-30	Roy Tillotson	5	10	.333	—	—	—	—	2-3	3-7	0-0
1930-31	John Mauer	5	10	.333	—	—	—	—	3-3	2-7	0-0
1931-32	John Mauer	6	10	.375	—	—	—	—	3-6	3-4	0-0
1932-33	John Mauer	3	13	.188	—	—	—	—	3-6	0-7	0-0
1933-34	John Mauer	4	11	.267	—	—	—	—	4-4	0-7	0-0
1934-35	John Mauer	3	12	.200	—	—	—	—	3-5	0-7	0-0
1935-36	John Mauer	9	8	.529	—	—	—	—	6-2	3-5	0-1
1936-37	John Mauer	5	11	.313	—	—	—	—	4-5	1-6	0-0
1937-38	John Mauer	11	5	.688	—	—	—	—	9-2	2-3	0-0
1938-39	Weeb Ewbank	5	13	.278	—	—	—	—	3-5	1-7	1-0
1939-40	W. Van Winkle	12	6	.667	—	—	—	—	9-2	3-4	0-0
1940-41	W. Van Winkle	10	7	.588	—	—	—	—	8-3	2-4	0-0
1941-42	W. Van Winkle	6	9	.400	—	—	—	—	6-3	0-6	0-0
1942-43	W.J. Foster	10	6	.625	—	—	—	—	8-2	3-3	0-0
1943-44	W.J. Foster	10	2	.833	—	—	—	—	7-1	3-1	0-0
1944-45	W.J. Foster	8	7	.533	—	—	—	—	7-1	1-5	0-1
1945-46	W.J. Foster	10	9	.529	—	—	—	—	5-3	5-5	0-1
1946-47	W.J. Foster	15	7	.682	—	—	—	—	8-0	3-4	4-3
1947-48	W.J. Foster	13	15	.464	3	5	.375	4	8-4	1-8	4-3
1948-49	W.J. Foster	8	13	.381	3	7	.300	5	7-4	1-9	0-0
1949-50	John Brickels	5	15	.250	3	7	.300	4t	4-6	1-9	0-0
1950-51	John Brickels	10	13	.435	4	4	.500	2t	6-3	4-8	0-2
1951-52	Bill Rohr	19	6	.760	9	3	.705	1t	11-0	5-6	3-0
1952-53	Bill Rohr	17	6	.739	10	2	.833	1	7-2	9-1	1-3
1953-54	Bill Rohr	12	10	.545	7	5	.583	3	9-2	2-7	1-1
1954-55	Bill Rohr	14	9	.609	11	3	.786	1	7-3	7-5	0-1
1955-56	Bill Rohr	12	8	.600	8	4	.667	2	8-1	4-7	0-0
1956-57	Bill Rohr	17	8	.680	11	1	.917	1	7-3	8-3	2-2
1957-58	Richard Shrider	18	9	.667	12	0	1.000	1	8-1	8-7	2-1
1958-59	Richard Shrider	14	11	.560	9	3	.750	1t	8-2	5-7	1-2
1959-60	Richard Shrider	8	16	.333	6	6	.500	3t	7-3	1-11	0-2
1960-61	Richard Shrider	12	12	.500	7	5	.583	3	11-1	1-10	0-1
1961-62	Richard Shrider	7	17	.292	3	9	.250	6	4-6	3-10	0-1
1962-63	Richard Shrider	12	12	.500	8	4	.667	2t	7-3	3-9	2-0
1963-64	Richard Shrider	17	7	.708	9	3	.705	2	9-2	8-4	0-1
1964-65	Richard Shrider	20	5	.800	11	1	.917	1t	11-0	9-4	0-1


Foster

Rohr

Shrider

Locke

Hedric

HISTORY

Coaching Records

		— Overall —			— MAC —						
Season	**Coach**	**W**	**L**	**Pct.**	**W**	**L**	**Pct.**	**Pl.**	**Home**	**Away**	**Neut.**
1965-66	Richard Shrider	18	7	.720	11	1	.917	1	8-2	8-3	2-2
1966-67	Tates Locke	14	10	.583	7	5	.583	3	8-3	5-7	1-0
1967-68	Tates Locke	11	12	.478	4	8	.333	5	4-5	6-6	1-1
1968-69	Tates Locke	15	12	.556	10	2	.833	1	8-3	5-6	2-3
1969-70	Tates Locke	16	8	.667	7	3	.700	2t	9-2	7-5	0-1
1970-71	Darrell Hedric	20	5	.800	9	1	.900	1	11-1	8-3	1-1
1971-72	Darrell Hedric	12	12	.500	4	6	.400	5	8-3	2-9	2-0
1972-73	Darrell Hedric	18	9	.667	9	2	.818	1	9-2	8-6	1-1
1973-74	Darrell Hedric	13	13	.500	6	6	.500	4t	8-4	4-8	1-1
1974-75	Darrell Hedric	19	7	.731	8	5	.615	4	11-2	6-5	2-0
1975-76	Darrell Hedric	18	8	.692	14	2	.875	2	9-2	7-6	2-0
1976-77	Darrell Hedric	20	6	.769	13	3	.813	1t	10-3	9-3	1-0
1977-78	Darrell Hedric	19	9	.679	12	4	.750	1	11-1	6-5	2-3
1978-79	Darrell Hedric	9	18	.333	6	10	.375	7t	5-7	3-10	1-1
1979-80	Darrell Hedric	9	18	.333	7	9	.438	4t	7-4	1-12	1-2
1980-81	Darrell Hedric	11	15	.423	6	10	.375	7t	7-4	3-9	1-2
1981-82	Darrell Hedric	11	16	.407	8	8	.500	4t	9-4	2-10	0-2
1982-83	Darrell Hedric	13	15	.464	10	8	.556	3t	7-6	5-9	1-0
1983-84	Darrell Hedric	24	6	.800	16	2	.889	1	12-1	9-4	3-1
1984-85	Jerry Peirson	20	11	.645	13	5	.722	2	12-1	5-8	3-2
1985-86	Jerry Peirson	24	7	.774	16	2	.889	1	12-1	10-3	2-3
1986-87	Jerry Peirson	13	15	.464	7	9	.438	5t	8-4	5-8	1-2
1987-88	Jerry Peirson	9	18	.333	6	10	.375	7t	4-8	5-7	0-3
1988-89*	Jerry Peirson	5	23	.179	1	15	.063	9	2-10	2-10	1-2
1989-90	Jerry Peirson	14	15	.483	9	7	.562	3t	9-3	4-11	1-1
1990-91	Joby Wright	16	12	.571	10	6	.625	2t	11-2	4-8	1-2
1991-92	Joby Wright	23	8	.742	13	3	.813	1	11-1	8-6	4-1
1992-93	Joby Wright	22	9	.710	14	4	.778	1t	11-3	10-4	1-2
1993-94	Herb Sendek	19	11	.633	12	6	.667	2t	11-3	6-7	2-1
1994-95	Herb Sendek	23	7	.767	16	2	.889	1	12-0	9-5	2-2
1995-96	Herb Sendek	21	8	.724	12	6	.667	3	12-2	7-5	2-1
1996-97	Charlie Coles	21	9	.700	13	5	.722	1t	12-0	6-7	3-2
1997-98	Charlie Coles	17	12	.586	9	9	.500	• 2t	11-3	5-8	2-1
1998-99	Charlie Coles	24	8	.750	15	3	.833	• 1	12-0	7-6	5-2
1999-00	Charlie Coles	15	15	.500	8	10	.444	• 6	7-5	6-9	2-1
2000-01	Charlie Coles	17	16	.515	10	8	.555	• 4t	10-4	4-9	3-3
2001-02	Charlie Coles	13	18	.419	9	9	.500	• 4	10-4	2-11	1-3
2002-03	Charlie Coles	13	15	.464	11	7	.611	• 2	9-4	4-9	0-2
2003-04	Charlie Coles	18	11	.621	12	6	.667	• 2	10-3	6-6	2-2
2004-05	Charlie Coles	19	11	.633	12	6	.667	• 1	13-1	5-8	1-2
2005-06	Charlie Coles	18	11	.621	14	4	.778	• 2t	11-2	7-7	0-2
2006-07	Charlie Coles	18	15	.545	10	6	.625	• 3	11-2	3-11	4-2
2007-08	Charlie Coles^	17	16	.515	9	7	.563	• 3t	9-3	4-11	4-2
2008-09	Charlie Coles	17	13	.567	10	6	.625	• 3t	9-2	7-10	1-1
2009-10	Charlie Coles	14	18	.438	9	7	.563	• 3t	10-3	2-13	2-2
2010-11	Charlie Coles	16	17	.485	11	5	.688	•2	12-4	4-12	0-1
2011-12	Charlie Coles	9	21	.300	5	11	.313	•6	7-7	2-14	0-0
2012-13	John Cooper	9	22	.409	3	13	.188	•6	5-8	4-13	0-1
2013-14	John Cooper	13	18	.419	8	10	.444	•4	8-6	5-11	0-1
2014-15	John Cooper	13	19	.406	8	10	.444	•5	10-7	3-10	0-2
2015-16	John Cooper	13	20	.394	6	12	.333	•5	10-8	3-11	0-1
2016-17	John Cooper	11	21	.344	4	14	.222	•6	10-8	1-13	0-0
2017-18	Jack Owens	16	18	.471	8	10	.444	•3	9-5	6-11	1-2
2018-19	Jack Owens	15	17	.469	7	11	.389	•5	10-5	4-10	1-2
2019-20	Jack Owens	13	19	.406	5	13	.278	•6	10-6	2-11	1-2
2020-21	Jack Owens	12	11	.522	9	8	.529	7	7-4	5-6	0-1
2021-22	Jack Owens	14	18	.438	8	12	.400	7	9-8	5-9	0-1

* Includes eight losses due to NCAA-sanctioned forfeits
• Mid-American East Division finish
^ Jermaine Henderson served in an interim head coach capacity, earning a 3-2 record (1-0 MAC) during that time

Peirson

Wright

Sendek


Coles

Cooper

Postseason Appearances

17 Appearances

1953
(22 teams)
East Regional First Round
Ft. Wayne, Ind.
DePaul 74, Miami 72

1955
(24 teams)
East Regional First Round
Lexington, Ky.
Marquette 90, Miami 79 (OT)

1957
(23 teams)
Mideast Regional First Round
Columbus, Ohio
Notre Dame 89, Miami 77

1958
(24 teams)
Mideast Regional First Round
Evanston, Ill.
Miami 82, Pittsburgh 77

Mideast Regional Second Round
Lexington, Ky.
Kentucky 94, Miami 70

Mideast Regional Consolation
Lexington, Ky.
Indiana 98, Miami 91

1966
(22 teams)
Mideast Regional First Round
Kent, Ohio
Dayton 58, Miami 51

1969
(25 teams)
Mideast Regional First Round
Carbondale, Ill.
Miami 63, Notre Dame 60

Mideast Regional Second Round
Madison, Wis.
Purdue 91, Miami 71

Mideast Regional Consolation
Madison, Wis.
Kentucky 72, Miami 71

1971
(25 teams)
Mideast Regional First Round
South Bend, Ind.
Marquette 62, Miami 47

1973
(25 teams)
Mideast Regional First Round
Dayton, Ohio
Marquette 77, Miami 62

1978
(32 teams)
Mideast Regional First Round
Indianapolis, Ind.
Miami 84, Marquette 81 (OT)

Mideast Regional Second Round
Dayton, Ohio
Kentucky 91, Miami 69

1984
(No. 8 seed/53 teams)
West Regional First Round
Pullman, Wash.
No. 9 seed SMU 83, Miami 69

1985
(No. 12 seed/64 teams)
Southeast Regional First Round
Dayton, Ohio
No. 5 seed Maryland 69, Miami 68 (OT)

1986
(No. 10 seed/64 teams)
Midwest Regional First Round
Minneapolis, Minn.
No. 7 seed Iowa State 81, Miami 79 (OT)

1992
(No. 13 seed/64 teams)
Southeast Regional First Round
Cincinnati, Ohio
No. 4 seed North Carolina 68, Miami 63

1995
(No. 12 seed/64 teams)
Midwest Regional First Round
Dayton, Ohio
Miami 71, No. 5 seed Arizona 62

Midwest Regional Second Round
Dayton, Ohio
No. 4 seed Virginia 60, Miami 54 (OT)

1997
(No. 13 seed/64 teams)
Midwest Regional First Round
Kansas City, Mo.
No. 4 seed Clemson 68, Miami 56

1999
(No. 10 seed/64 teams)
Midwest Regional First Round
New Orleans, La.
Miami 59, No. 7 seed Washington 58

Midwest Regional Second Round
New Orleans, La.
Miami 66, No. 2 seed Utah 58

Midwest Regional Semifinal
St. Louis, Mo.
No. 3 seed Kentucky 58, Miami 43

2007
(No. 14 seed/65 teams)
Midwest Regional First Round
Spokane, Wash.
No. 3 seed Oregon 58, Miami 56

HISTORY

Postseason Appearances/Postseason Records

Miami's NCAA Tournament Records

INDIVIDUAL

Points: 43 by Wally Szczerbiak vs. Washington, 1999
Field Goals: 18 by Wally Szczerbiak vs. Washington, 1999
Field Goal Att.: 33 by Wally Szczerbiak vs. Washington, 1999
Field Goal Pct. (Min. 10 att.): .818 (9-of-11) by Randy Ayers vs. Kentucky, 1978
3-Point Field Goals: 8 by Jamie Mercurio vs. North Carolina, 1992
3-Point Field Goal Att.: 14 by Jamie Mercurio vs. North Carolina, 1992
3-Point Field Goal Pct. (Min. 6 att.): .571 (8-of-14) by Jamie Mercurio vs. North Carolina, 1992
Free Throws: 12 by Mike Wren vs. Notre Dame, 1969
Free Throw Att.: 14 by Devin Davis vs. Arizona, 1995
Free Throw Pct. (Min. 10 att.): 1.000 (10-of-10) by Wally Szczerbiak vs. Utah, 1999
Rebounds: 22 by Tom Bryant vs. Marquette, 1955
Assists: 10 by Phil Lumpkin vs. Marquette, 1973
Blocked Shots: 3 by Kevin Beard vs. Arizona, 1995; by Wally Szczerbiak vs. Washington, 1999 by Michael Bramos vs. Oregon, 2007
Steals: 3, by three players

TEAM

Points: 91 vs. Indiana, 1958
Field Goals: 36 vs. Indiana, 1958
Field Goal Att.: 95 vs. Marquette, 1955
Field Goal Pct.: .548 (34-of-62) vs. Marquette, 1978
3-Point Field Goals: 11 vs. North Carolina, 1992
3-Point Field Goal Att.: 27 vs. North Carolina, 1992
3-Point Field Goal Pct. (Min. 8 att.): .429 (9-of-21) vs. Clemson, 1997
Free Throws: 23 vs. Notre Dame, 1969
Free Throw Att.: 39 vs. Pittsburgh, 1958
Free Throw Pct. (Min. 12 att.): .923 (12-of-13) vs. Marquette, 1973
Rebounds: 58 vs. Marquette, 1955
Fewest Turnovers: 5 vs. Washington, 1999
Assists: 18 vs. SMU, 1984
Blocked Shots: 6 vs. Arizona, 1995
Steals: 8 vs. Iowa State, 1986

6 Appearances

1970
New York, N.Y.
St. John's 70, Miami 57

1993
Columbus, Ohio
Miami 56, Ohio State 53

Oxford, Ohio
Miami 60, Old Dominion 58

Fairfax, Va.
Georgetown 66, Miami 53

1994
Cincinnati, Ohio
Xavier 80, Miami 68

1996
Fresno, Calif.
Fresno State 58, Miami 57

2005
Oxford, Ohio
TCU 60, Miami 58

2006
Indianapolis, Ind.
Butler 53, Miami 52

3 Appearances

2008
Tulsa, Okla.
Tulsa 61, Miami 45

2011
Kingston, R.I.
Rhode Island 76, Miami 59

2018
Buies Creek, N.C.
Campbell 97, Miami 87

Miami's NIT Tournament Records

INDIVIDUAL

Points: 24 by Damon Frierson at Fresno State, 1996
Field Goals: 9 by Chet Mason vs. TCU 2005
Field Goal Att.: 19 by Damon Frierson at Fresno State, 1996; by Chet Mason vs. TCU, 2005
Field Goal Pct. (Min. 10 att.): .727 (8-of-11) by Tim Pollitz at Butler, 2006
3-Point Field Goals: 5 by Matt Kramer vs. Old Dominion, 1993
3-Point Field Goal Att.: 8 by Matt Kramer vs. Old Dominion and Georgetown, 1993
3-Point Field Goal Pct. (Min. 6 att.): .667 (4-of-6) by Landon Hackim vs. Georgetown, 1993
Free Throws: 7 by Damon Frierson at Fresno State, 1996; by Derrick Cross vs. Georgetown, 1993
Free Throw Att.: 10 by Devin Davis at Xavier, 1994
Free Throw Pct. (Min. 10 att.): .600 (6-of-10) by Devin Davis at Xavier, 1994
Rebounds: 14 by Devin Davis at Fresno State, 1996
Assists: 5 by Derrick Cross vs. Georgetown, 1993 by William Hatcher at Butler, 2006
Blocked Shots: 4 by Jamie Mahaffey vs. Old Dominion, 1993
Steals: 3 by four players, last done by Chet Mason vs. TCU, 2005

TEAM

Points: 68 at Xavier, 1994
Field Goals: 24 at Xavier, 1994
Field Goal Att.: 58 at Fresno State,1996; vs. St. John's, 1970
Field Goal Pct.: .511 (23-of-45) at Ohio State, 1993
3-Point Field Goals: 9 vs. Georgetown, 1993; vs. Old Dominion, 1993
3-Point Field Goal Att.: 21 vs. Georgetown, 1993
3-Point Field Goal Pct. (Min. 8 att.): .500 (6-of-12) vs. Ohio State, 1993
Free Throws: 16 at Fresno State, 1996; vs. Georgetown, 1993
Free Throw Att.: 24 at Xavier, 1994
Free Throw Pct. (Min. 12 att.): .846 (11-of-13) vs. St. John's, 1970
Rebounds: 46 at Fresno State, 1996
Assists: 12 at Xavier, 1994; at Ohio State, 1993; vs. TCU, 2005
Blocked Shots: 5 vs. TCU, 2005
Steals: 10 vs. Fresno State, 1996

All-Time MAC Standings

1946-47

Butler	6	2	.750
Cincinnati	6	2	.750
Ohio	5	3	.625
Western Reserve	2	6	.250
Wayne State	1	7	.125

1947-48

Cincinnati	7	2	.778
Butler	4	2	.667
Ohio	4	4	.500
Miami	3	5	.375
Western Michigan	1	2	.333
Western Reserve	2	6	.250

1948-49

Cincinnati	9	1	.900
Butler	8	2	.800
Western Michigan	4	6	.400
Western Reserve	4	6	.400
Miami	3	7	.300
Ohio	2	8	.200

1949-50

Cincinnati	10	0	1.000
Butler	6	4	.600
Western Michigan	6	4	.600
Miami	3	7	.300
Ohio	3	7	.300
Western Reserve	2	8	.200

1950-51

Cincinnati	7	1	.875
Miami	4	4	.500
Ohio	4	4	.500
Western Michigan	4	4	.500
Western Reserve	1	7	.125

1951-52

Miami	**9**	**3**	**.705**
Western Michigan	9	3	.705
Toledo	8	4	.667
Ohio	6	6	.500
Cincinnati	5	5	.500
Kent State	3	7	.300
Western Reserve	0	12	.000

1952-53

Miami	**10**	**2**	**.833**
Cincinnati	9	3	.705
Toledo	9	3	.750
Western Michigan	6	6	.500
Ohio	4	8	.333
Kent State	3	9	.250
Western Reserve	1	11	.083

1953-54

Toledo	10	2	.833
Bowling Green	10	3	.769
Miami	7	5	.583
Marshall	6	7	.462
Western Michigan	4	5	.444
Ohio	5	7	.417
Kent State	3	9	.250
Western Reserve	2	9	.182

1954-55

Miami	**11**	**3**	**.786**
Marshall	10	4	.714
Ohio	9	5	.643
Western Michigan	9	5	.643
Bowling Green	5	9	.357
Kent State	5	9	.357
Toledo	4	10	.286
Western Reserve	3	11	.215

1955-56

Marshall	10	2	.833
Miami	8	4	.667
Western Michigan	7	5	.583
Toledo	6	6	.500
Kent State	5	7	.417
Ohio	5	7	.417
Bowling Green	1	11	.083

1956-57

Miami	**11**	**1**	**.917**
Marshall	8	4	.667
Bowling Green	7	5	.583
Ohio	7	5	.583
Western Michigan	4	8	.333
Toledo	3	9	.250
Kent State	2	10	.167

1957-58

Miami	**12**	**0**	**1.000**
Marshall	9	3	.750
Ohio	7	5	.583
Bowling Green	6	6	.500
Toledo	4	8	.333
Kent State	3	9	.250
Western Michigan	1	11	.083

1958-59

Bowling Green*	9	3	.750
Miami	**9**	**3**	**.750**
Kent State	6	6	.500
Marshall	6	6	.500
Ohio	6	6	.500
Toledo	5	7	.417
Western Michigan	1	11	.083

*Won playoff game at Dayton

1959-60

Ohio	10	2	.833
Toledo	9	3	.750
Bowling Green	6	6	.500
Miami	6	6	.500
Western Michigan	5	7	.417
Marshall	4	8	.333
Kent State	2	10	.167

1960-61

Ohio	10	2	.833
Toledo	8	4	.667
Miami	7	5	.583
Marshall	5	7	.417
Bowling Green	4	8	.333
Kent State	4	8	.333
Western Michigan	4	8	.333

1961-62

Bowling Green	11	1	.917
Ohio	8	4	.667
Toledo	7	5	.583
Marshall	6	6	.500
Western Michigan	6	6	.500
Miami	3	9	.250
Kent State	1	11	.083

1962-63

Bowling Green	9	3	.750
Miami	8	4	.667
Ohio	8	4	.667
Toledo	8	4	.667
Western Michigan	7	5	.583
Kent State	1	11	.083
Marshall	1	11	.083

1963-64

Ohio	10	2	.833
Miami	9	3	.705
Bowling Green	7	5	.583
Western Michigan	6	6	.500
Kent State	5	7	.417
Toledo	4	8	.333
Marshall	1	11	.083

1964-65

Ohio*	11	1	.917
Miami	11	1	.917
Bowling Green	6	6	.500
Toledo	6	6	.500
Kent State	4	8	.333
Western Michigan	3	9	.250
Marshall	1	11	.083

*Won playoff game at Dayton

1965-66

Miami	**11**	**1**	**.917**
Toledo	8	4	.667
Bowling Green	6	6	.500
Ohio	6	6	.500
Marshall	4	8	.333
Western Michigan	4	8	.333
Kent State	3	9	.250

1966-67

Toledo	11	1	.917
Marshall	10	2	.844
Miami	7	5	.583
Bowling Green	5	7	.417
Ohio	4	8	.333
Western Michigan	4	8	.333
Kent State	1	11	.083

1967-68

Bowling Green	10	2	.833
Marshall	9	3	.750
Toledo	8	4	.667
Western Michigan	5	7	.417
Miami	4	8	.333
Kent State	3	9	.250
Ohio	3	9	.250

1968-69

Miami	**10**	**2**	**.833**
Ohio	9	3	.750
Kent State	6	6	.500
Western Michigan	6	6	.500
Toledo	5	7	.417
Bowling Green	3	9	.250
Marshall	3	9	.250

1969-70

Ohio	9	1	.900
Bowling Green	7	3	.700
Miami	7	3	.700
Toledo#	3	7	.300
Kent State	2	8	.200
Western Michigan	2	8	.200

Includes two forfeit losses

1970-71

Miami	**9**	**1**	**.900**
Ohio	6	4	.600
Western Michigan	5	5	.500
Kent State	4	6	.400
Toledo	4	6	.400
Bowling Green	2	8	.200

1971-72

Ohio*	7	3	.700
Toledo	7	3	.700
Kent State	6	4	.600
Western Michigan	5	5	.500
Miami	4	6	.400
Bowling Green	1	9	.100

*Won playoff game at Bowling Green

1972-73

Miami	**9**	**2**	**.818**
Bowling Green	7	5	.583
Toledo	7	5	.583
Ohio	6	5	.545
Kent State	5	7	.417
Central Michigan	4	6	.400
Western Michigan	2	10	.167

1973-74

Ohio	9	3	.750
Toledo	8	4	.667
Bowling Green	7	5	.583
Central Michigan	6	6	.500
Miami	6	6	.500
Western Michigan	5	7	.417
Kent State	1	11	.083

1974-75

Central Michigan	10	4	.714
Bowling Green	9	5	.643
Toledo	9	5	.643
Miami	8	5	.615
Western Michigan	8	6	.571
Eastern Michigan	4	9	.308
Ohio	4	10	.286
Kent State	3	11	.214

1975-76

Western Michigan	15	1	.938
Miami	14	2	.875
Toledo	13	3	.813
Bowling Green	8	8	.500
Central Michigan	8	8	.500
Kent State	7	9	.438
Ohio	7	9	.438
Ball State	5	11	.313
Northern Illinois	2	14	.125
Eastern Michigan	1	15	.063

1976-77

Miami	**13**	**3**	**.813**
Central Michigan	13	3	.813
Toledo	12	4	.750
Northern Illinois	10	6	.625
Western Michigan	8	8	.500
Ball State	7	9	.438
Bowling Green	5	11	.313
Eastern Michigan	4	12	.250
Kent State	4	12	.250
Ohio	4	12	.250

HISTORY

All-Time MAC Standings

1977-78

Miami	**12**	**4**	**.750**
Toledo	11	5	.687
Central Michigan	11	5	.687
Bowling Green	10	6	.625
Northern Illinois	9	7	.563
Eastern Michigan	7	9	.438
Ball State	6	10	.375
Ohio	6	10	.375
Kent State	4	12	.250
Western Michigan	4	12	.250

1978-79

Central Michigan	13	3	.813
Toledo	13	3	.813
Ohio	10	6	.625
Ball State	9	7	.563
Northern Illinois	8	8	.500
Kent State	7	9	.438
Bowling Green	6	10	.375
Miami	6	10	.375
Eastern Michigan	5	11	.313
Western Michigan	3	13	.231

1979-80

Toledo*	14	2	.875
Bowling Green	11	5	.688
Northern Illinois	9	7	.563
Ball State	7	9	.438
Eastern Michigan	7	9	.438
Kent State	7	9	.438
Miami	7	9	.438
Western Michigan	7	9	.438
Central Michigan	6	10	.375
Ohio	5	11	.313

*MAC Tournament winner

1980-81

Ball State*	10	6	.625
Bowling Green	10	6	.625
Northern Illinois	10	6	.625
Toledo	10	6	.625
Western Michigan	10	6	.625
Eastern Michigan	8	8	.500
Miami	6	10	.375
Ohio	6	10	.375
Central Michigan	5	11	.313
Kent State	5	11	.313

*MAC Tournament winner

1981-82

Ball State	12	4	.750
Bowling Green	10	6	.625
Northern Illinois*	9	7	.563
Eastern Michigan	8	8	.500
Miami	8	8	.500
Ohio	8	8	.500
Western Michigan	8	8	.500
Toledo	7	9	.438
Kent State	6	10	.375
Central Michigan	4	12	.250

*MAC Tournament winner

1982-83

Bowling Green	15	3	.833
Ohio*	12	6	.667
Ball State	10	8	.556
Miami	10	8	.556
Toledo	10	8	.556
Kent State	9	9	.500
Eastern Michigan	8	10	.444
Northern Illinois	8	10	.444
Central Michigan	5	13	.278
Western Michigan	3	15	.167

*MAC Tournament winner

1983-84

Miami*	**16**	**2**	**.889**
Ohio	14	4	.778
Bowling Green	11	7	.611
Toledo	11	7	.611
Northern Illinois	9	9	.500
Eastern Michigan	8	10	.444
Kent State	8	10	.444
Central Michigan	6	12	.333
Ball State	5	13	.278
Western Michigan	2	16	.111

*MAC Tournament winner

1984-85

Ohio*	14	4	.778
Miami	13	5	.722
Kent State	11	7	.611
Toledo	11	7	.611
Eastern Michigan	9	9	.500
Ball State	8	10	.444
Northern Illinois	7	11	.389
Western Michigan	7	11	.389
Bowling Green	6	12	.333
Central Michigan	4	14	.222

*MAC Tournament winner

1985-86

Miami	**16**	**2**	**.889**
Ohio	14	4	.778
Ball State*	11	7	.611
Northern Illinois	10	8	.556
Toledo	8	10	.444
Central Michigan	7	11	.389
Kent State	7	11	.389
Western Michigan	7	11	.389
Bowling Green	5	13	.278
Eastern Michigan	5	13	.278

*MAC Tournament winner

1986-87

Central Michigan*	14	2	.875
Kent State	11	5	.688
Bowling Green	10	6	.625
Eastern Michigan	8	8	.500
Miami	7	9	.438
Ohio	7	9	.438
Western Michigan	7	9	.438
Ball State	4	12	.250
Toledo	4	12	.250

*MAC Tournament winner

1987-88

Eastern Michigan*	14	2	.875
Central Michigan	10	6	.625
Ohio	9	7	.562
Ball State	8	8	.500
Bowling Green	7	9	.438
Western Michigan	7	9	.438
Kent State	6	10	.375
Miami	6	10	.375
Toledo	5	11	.313

*MAC Tournament winner

1988-89

Ball State*	14	2	.875
Kent State	12	4	.750
Toledo	11	5	.688
Eastern Michigan	8	8	.500
Bowling Green	7	9	.438
Central Michigan	7	9	.438
Ohio	6	10	.375
Western Michigan	6	10	.375
Miami#	1	15	.063

*MAC Tournament winner
#Includes seven forfeit losses

1989-90

Ball State*	13	3	.813
Kent State	12	4	.750
Bowling Green	9	7	.562
Miami	9	7	.562
Eastern Michigan	8	8	.500
Toledo	7	9	.438
Central Michigan	6	10	.375
Ohio	5	11	.313
Western Michigan	3	13	.188

*MAC Tournament winner

1990-91

Eastern Michigan*	13	3	.813
Ball State	10	6	.625
Miami	10	6	.625
Bowling Green	9	7	.563
Ohio	9	7	.563
Central Michigan	8	8	.500
Toledo	7	9	.438
Kent State	4	12	.250
Western Michigan	2	14	.125

*MAC Tournament winner

1991-92

Miami*	**13**	**3**	**.813**
Ball State	11	5	.688
Western Michigan	11	5	.688
Ohio	10	6	.625
Bowling Green	8	8	.500
Kent State	6	10	.375
Central Michigan	6	10	.375
Eastern Michigan	4	12	.250
Toledo	3	13	.188

*MAC Tournament winner

1992-93

Ball State*	14	4	.778
Miami	**14**	**4**	**.778**
Western Michigan	12	6	.667
Ohio	11	7	.611
Toledo	9	9	.500
Bowling Green	8	10	.444
Eastern Michigan	8	10	.444
Kent State	7	11	.389
Central Michigan	4	14	.222
Akron	3	15	.167

*MAC Tournament winner

1993-94

Ohio*	14	4	.778
Bowling Green	12	6	.667
Miami	12	6	.667
Ball State	11	7	.611
Eastern Michigan	10	8	.556
Toledo	10	8	.556
Kent State	8	10	.444
Western Michigan	7	11	.389
Central Michigan	4	14	.222
Akron	2	16	.111

*MAC Tournament winner

1994-95

Miami	**16**	**2**	**.889**
Ohio	13	5	.722
Eastern Michigan	12	6	.667
Ball State*	11	7	.611
Bowling Green	10	8	.556
Toledo	10	8	.556
Western Michigan	9	9	.500
Kent State	5	13	.278
Akron	4	14	.222
Central Michigan	0	18	.000

*MAC Tournament winner

1995-96

Eastern Michigan*	14	4	.778
Western Michigan	13	5	.722
Miami	12	6	.667
Ball State	11	7	.611
Ohio	11	7	.611
Toledo	9	9	.500
Bowling Green	9	9	.500
Kent State	8	10	.444
Central Michigan	3	15	.167
Akron	0	18	.000

*MAC Tournament winner

1996-97

Miami*	**13**	**5**	**.722**
Bowling Green	13	5	.722
Ohio	12	6	.667
Eastern Michigan	11	7	.611
Ball State	9	9	.500
Western Michigan	9	9	.500
Kent State	7	11	.389
Toledo	6	12	.333
Akron	6	12	.333
Central Michigan	4	14	.222

*MAC Tournament winner

1997-98

East Division

Akron	13	5	.722
Miami	9	9	.500
Kent State	9	9	.500
Marshall	7	11	.389
Bowling Green	7	11	.389
Ohio	3	15	.167

West Division

Ball State	14	4	.778
Western Michigan	14	4	.778
Eastern Michigan*	13	5	.722
Toledo	10	8	.556
Northern Illinois	6	12	.333
Central Michigan	3	15	.167

*MAC Tournament winner

All-Time MAC Standings

1998-99

East Division

Miami	15	3	.833
Kent State*	13	5	.722
Akron	12	6	.667
Ohio	12	6	.667
Bowling Green	12	6	.667
Marshall	11	7	.611
Buffalo	1	17	.055

West Division

Toledo	11	7	.611
Ball State	10	8	.555
Central Michigan	7	11	.389
Western Michigan	6	12	.333
Eastern Michigan	5	13	.278
Northern Illinois	2	16	.111

.... *MAC Tournament winner

1999-00

East Division

Bowling Green	14	4	.778
Kent State	13	5	.722
Marshall	11	7	.611
Ohio	11	7	.611
Akron	11	7	.611
Miami	8	10	.444
Buffalo	3	15	.167

West Division

Ball State*	11	7	.611
Toledo	11	7	.611
Eastern Michigan	9	9	.500
Northern Illinois	7	11	.389
Western Michigan	6	12	.333
Central Michigan	2	16	.111

*MAC Tournament winner

2000-01

East Division

Kent State*	13	5	.722
Marshall	12	6	.667
Ohio	12	6	.667
Bowling Green	10	8	.556
Miami	10	8	.556
Akron	9	9	.500
Buffalo	2	16	.111

West Division

Central Michigan	14	4	.778
Toledo	12	6	.667
Ball State	11	7	.611
Western Michigan	7	11	.389
Northern Illinois	4	14	.222
Eastern Michigan	1	17	.056

*MAC Tournament winner

2001-02

East Division

Kent State*	17	1	.944
Bowling Green	12	6	.667
Ohio	11	7	.611
Miami	9	9	.500
Marshall	8	10	.444
Buffalo	7	11	.388
Akron	5	13	.278

West Division

Ball State	12	6	.667
Toledo	11	7	.611
Western Michigan	10	8	.556
Northern Illinois	8	10	.444
Central Michigan	5	13	.278
Eastern Michigan	2	16	.055

*MAC Tournament winner

2002-03

East Division

Kent State	12	6	.667
Miami	11	7	.611
Akron	9	9	.500
Marshall	9	9	.500
Ohio	8	10	.444
Buffalo	2	16	.111

West Division

Central Michigan*	14	4	.777
Northern Illinois	11	7	.611
Western Michigan	10	8	.556
Ball State	8	10	.444
Bowling Green	8	10	.444
Eastern Michigan	8	10	.444
Toledo	7	11	.389

* MAC Tournament winner

2003-04

East Division

Kent State	13	5	.722
Miami	12	6	.667
Buffalo	11	7	.611
Marshall	8	10	.444
Akron	7	11	.389
Ohio	7	11	.389

West Division

Western Michigan	15	3	.833
Toledo	12	6	.666
Ball State	10	8	.556
Bowling Green	8	10	.444
Eastern Michigan	7	11	.389
Northern Illinois	5	13	.278
Central Michigan	2	16	.125

* MAC Tournament winner

2004-05

East Division

Miami	**12**	**6**	**.667**
Buffalo	11	7	.611
Ohio*	11	7	.611
Akron	11	7	.611
Kent State	11	7	.611
Marshall	3	15	.167

West Division

Western Michigan	11	7	.611
Toledo	11	7	.611
Bowling Green	10	8	.556
Ball State	10	8	.556
Northern Illinois	7	11	.389
Eastern Michigan	5	13	.278
Central Michigan	4	14	.222

* MAC Tournament winner

2005-06

East Division

Kent State*	15	3	.833
Miami	14	4	.778
Akron	14	4	.778
Ohio	10	8	.556
Buffalo	8	10	.444
Bowling Green	5	13	.278

West Division

Northern Illinois	12	6	.667
Toledo	10	8	.556
Western Michigan	10	8	.556
Ball State	6	12	.333
Eastern Michigan	3	15	.167
Central Michigan	1	17	.056

* MAC Tournament winner

2006-07

East Division

Akron	13	3	.812
Kent State	12	4	.750
Miami*	**10**	**6**	**.625**
Ohio	9	7	.562
Buffalo	4	12	.250
Bowling Green	3	13	.188

West Division

Toledo	14	2	.875
Western Michigan	9	7	.562
Central Michigan	7	9	.438
Eastern Michigan	6	10	.375
Ball State	5	11	.312
Northern Illinois	4	12	.250

*MAC Tournament winner

2007-08

East Division

Kent State*	13	3	.812
Akron	11	5	.688
Ohio	9	7	.562
Miami	9	7	.562
Bowling Green	7	9	.438
Buffalo	3	13	.188

West Division

Western Michigan	12	4	.750
Central Michigan	8	8	.500
Eastern Michigan	8	8	.500
Toledo	7	8	.467
Ball State	5	11	.312
Northern Illinois	3	12	.200

*MAC Tournament winner

2008-09

East Division

Buffalo	11	5	.688
Bowling Green	11	5	.688
Miami	10	6	.625
Akron*	10	6	.625
Kent State	10	6	.625
Ohio	7	9	.438

West Division

Ball State	7	9	.438
Central Michigan	7	9	.438
Western Michigan	7	9	.438
Eastern Michigan	6	10	.375
Northern Illinois	5	11	.313
Toledo	5	11	.313

*MAC Tournament winner

2009-10

East Division

Kent State	13	3	.813
Akron	12	4	.750
Miami	9	7	.563
Buffalo	9	7	.563
Ohio*	7	9	.438
Bowling Green	6	8	.375

West Division

Central Michigan	9	7	.563
Western Michigan	8	8	.500
Eastern Michigan	8	8	.500
Ball State	8	8	.500
Northern Illinois	6	10	.375
Toledo	1	15	.063

*MAC Tournament winner

2010-11

East Division

Kent State	12	4	.750
Miami	11	5	.688
Akron*	9	7	.563
Ohio	9	7	.563
Buffalo	8	8	.500
Bowling Green	8	8	.500

West Division

Western Michigan	11	5	.688
Ball State	10	6	.625
Central Michigan	7	9	.438
Northern Illinois	5	11	.313
Eastern Michigan	5	11	.313
Toledo	1	15	.063

*MAC Tournament winner

2011-12

East Division

Akron	13	3	.812
Buffalo	12	4	.750
Ohio*	11	5	.688
Kent State	10	6	.625
Bowling Green	9	7	.562
Miami	5	11	.312

West Division

Eastern Michigan	9	7	.562
Toledo	7	9	.438
Ball State	6	10	.375
Western Michigan	6	10	.375
Central Michigan	5	11	.312
Northern Illinois	3	13	.188

*MAC Tournament winner

2012-13

East Division

Akron*	14	2	.875
Ohio	14	2	.875
Kent State	9	7	.562
Buffalo	7	9	.438
Bowling Green	7	9	.438
Miami	3	13	.188

West Division

Western Michigan	10	6	.625
Toledo	10	6	.625
Ball State	8	8	.500
Eastern Michigan	7	9	.438
Central Michigan	4	12	.250
Northern Illinois	3	13	.188

*MAC Tournament winner

2013-14

East Division

Buffalo	13	5	.722
Akron	12	6	.667
Ohio	11	7	.611
Miami	8	10	.444
Kent State	7	11	.389
Bowling Green	6	12	.333

West Division

Western Michigan*	14	4	.778
Toledo	14	4	.778
Eastern Michigan	10	8	.556
Northern Illinois	8	10	.444
Central Michigan	3	15	.167
Ball State	2	16	.111

*MAC Tournament winner

HISTORY

All-Time MAC Standings

2014-15

East Division

Buffalo*	12	6	.667
Kent State	12	6	.667
Bowling Green	11	7	.611
Akron	9	9	.500
Miami	8	10	.444
Ohio	5	13	.278

West Division

Central Michigan	12	6	.667
Toledo	11	7	.611
Western Michigan	10	8	.556
Eastern Michigan	8	10	.444
Northern Illinois	8	10	.444
Ball State	2	16	.111

*MAC Tournament winner

2015-16

East Division

Akron	13	5	.722
Ohio	11	7	.611
Buffalo*	10	8	.556
Kent State	10	8	.556
Miami	6	12	.333
Bowling Green	5	13	.278

West Division

Ball State	10	8	.556
Central Michigan	10	8	.556
Eastern Michigan	9	9	.500
Northern Illinois	9	9	.500
Toledo	8	10	.444
Western Michigan	7	11	.389

*MAC Tournament winner

2016-17

East Division

Akron	14	4	.778
Ohio	11	7	.611
Buffalo	11	7	.611
Kent State*	10	8	.556
Bowling Green	7	11	.389
Miami	4	14	.222

West Division

Ball State	11	7	.611
Western Michigan	11	7	.611
Toledo	9	9	.500
Eastern Michigan	7	11	.500
Northern Illinois	7	11	.500
Central Michigan	6	12	.333

*MAC Tournament winner

2017-18

East Division

Buffalo*	15	3	.833
Kent State	9	9	.500
Miami	8	10	.444
Bowling Green	7	11	.389
Ohio	7	11	.389
Akron	6	12	.333

West Division

Toledo	13	5	.722
Eastern Michigan	11	7	.611
Ball State	10	8	.556
Western Michigan	9	9	.500
Central Michigan	7	11	.389
Northern Illinois	6	12	.333

*MAC Tournament winner

2018-19

East Division

Buffalo*	16	2	.889
Bowling Green	12	6	.667
Kent State	11	7	.611
Akron	8	10	.444
Miami	7	11	.389
Ohio	6	12	.333

West Division

Toledo	13	5	.722
Central Michigan	10	8	.556
Eastern Michigan	9	9	.500
Northern Illinois	8	10	.444
Ball State	6	12	.333
Western Michigan	2	16	.111

*MAC Tournament winner

2019-20

East Division

Akron	14	4	.778
Bowling Green	12	6	.667
Buffalo	11	7	.611
Kent State	9	9	.500
Ohio	8	10	.444
Miami	5	13	.278

West Division

Ball State	11	7	.611
Northern Illinois	11	7	.611
Toledo	8	10	.444
Central Michigan	7	11	.389
Eastern Michigan	6	12	.333
Western Michigan	6	12	.333

MAC Tournament Canceled Due to COVID-19

2020-21

Toledo	15	4	.789
Buffalo	12	5	.706
Akron	12	6	.667
Kent State	12	6	.667
Ohio*	9	5	.643
Bowling Green	10	8	.556
Miami	9	8	.529
Ball State	8	9	.471
Western Michigan	4	12	.250
Eastern Michigan	3	11	.214
Central Michigan	3	13	.188
Northern Illinois	2	12	.143

*MAC Tournament winner

2021-22

Toledo	17	3	.850
Kent State	16	4	.800
Ohio	14	6	.700
Akron*	14	6	.700
Buffalo	13	6	.684
Ball State	9	10	.474
Miami	8	12	.400
Central Michigan	6	12	.333
Bowling Green	6	14	.300
Northern Illinois	6	14	.300
Eastern Michigan	5	15	.250
Western Michigan	4	16	.200

*MAC Tournament winner

Starting Lineups

1952	Pos.	Yr.	Reb.	Pts.
Bob King	F	Jr.	6.4	8.1
Ed Gunderson	F	So.	8.4	7.6
Dick Walls	C	Jr.	13.3	14.9
Don Knodel	G	Jr.	5.0	13.4
Bob Doll	G	So.	2.5	7.6
Top Substitutes				
Dick Klitch	F	Fr.	5.1	5.7
Tom Bryant	F	Fr.	3.9	5.6
Bernie Griesinger	G	Jr.	2.5	5.5

1953	Pos.	Yr.	Reb.	Pts.
Ed Gunderson	F	Jr.	12.0	11.4
Dick Klitch	F	So.	6.3	6.3
Dick Walls	C	Sr.	14.4	21.5
Bob Doll	G	Jr.	3.7	10.3
Darrell Hedric	G	So.	2.1	5.4
Top Substitutes				
Don Knodel	G	Sr.	4.0	12.0
Tom Bryant	F	So.	4.4	5.6
Bernie Griesinger	G	Sr.	3.0	5.5

1954	Pos.	Yr.	Reb.	Pts.
Dick Klitch	F	Jr.	10.0	16.0
Tom Bryant	F	Jr.	7.4	10.3
Ed Gunderson	C	Sr.	10.2	9.5
Bob Doll	G	Sr.	3.5	12.5
Darrell Hedric	G	Jr.	3.4	9.4
Top Substitutes				
Bill Kennon	C	So.	3.5	6.1
Art Welch	G	Sr.	1.8	4.7

1955	Pos.	Yr.	Reb.	Pts.
Bill Kennon	F	Jr.	9.5	13.5
Charles Fox	F	Jr.	5.9	7.5
Dick Klitch	C	Sr.	6.5	10.5
Don Barnette	G	Jr.	4.2	10.7
Tom Bryant	G	Sr.	9.7	15.3
Top Substitutes				
Ron Ellis	F	So.	7.5	7.9
Darrell Hedric	G	Sr.	1.1	4.9
Ron Albers	C	So.	4.9	4.9

1956	Pos.	Yr.	Reb.	Pts.
Bill Kennon	F	Sr.	10.3	17.0
Charles Fox	F	Sr.	8.1	8.8
Wayne Embry	C	So.	9.9	7.5
Don Barnette	G	Sr.	4.4	16.5
John Powell	G	So.	9.2	15.1
Top Substitutes				
Ron Albers	C	Jr.	8.3	7.5
Ron Ellis	F	Jr.	5.0	3.0

1957	Pos.	Yr.	Reb.	Pts.
Ron Ellis	F	Sr.	11.5	8.6
Bill Brown	F	So.	10.5	7.2
Wayne Embry	C	Jr.	17.2	23.1
John Powell	G	Jr.	3.2	15.9
Jim Thomas	G	So.	3.7	10.4
Top Substitutes				
Ed Wingard	F	So.	6.8	5.9
Larry Crist	G	So.	1.0	3.5
Ronald Albers	C	Sr.	4.7	3.5

1958	Pos.	Yr.	Reb.	Pts.
Bill Brown	F	Jr.	9.7	8.0
Jim Thomas	F	Jr.	6.0	11.9
Wayne Embry	C	Sr.	18.0	24.9
John Powell	G	Sr.	4.6	15.0
Jim Hamilton	G	So.	2.3	6.9
Top Substitutes				
Ed Wingard	F	Jr.	5.1	2.7
Bob Miller	G	Jr.	1.0	2.6

1959	Pos.	Yr.	Reb.	Pts.
Jim Thomas	F	Sr.	5.9	13.3
Bill Brown	F	Sr.	10.8	12.4
Ed Wingard	C	Sr.	12.2	12.1
Dave Zeller	G	So.	3.3	13.0
Jim Hamilton	G	Jr.	3.7	11.6
Top Substitutes				
Vernon Lawson	F	So.	3.7	6.2
Bob Miller	G	Sr.	1.5	4.3

1960	Pos.	Yr.	Reb.	Pts.
Vernon Lawson	F	Jr.	10.8	15.8
Herb Rowan	F	Sr.	8.7	12.4
Ted Garrison	C	Jr.	7.7	7.9
Jim Hamilton	G	Sr.	2.7	11.8
Dave Zeller	G	Jr.	3.1	12.9
Top Substitutes				
LeVern Benson	G	So.	1.6	8.3
Dave Mack	C/F	So.	5.7	5.0
Dave West	F	So.	4.5	2.7

1961	Pos.	Yr.	Reb.	Pts.
Vernon Lawson	F	Sr.	8.5	18.3
Dave Mack	F	Jr.	10.4	8.7
Ted Garrison	C	Sr.	8.8	8.3
Dave Zeller	G	Sr.	3.7	22.3
LeVern Benson	G	Jr.	2.8	12.4
Top Substitutes				
Gerry Saunders	G/F	So.	1.6	3.9
Ralph Wright	F	Jr.	7.0	2.6

1962	Pos.	Yr.	Reb.	Pts.
Ralph Wright	F	Sr.	10.2	3.2
Eugene Bosart	F	So.	3.6	4.3
Dave Mack	C	Sr.	8.6	14.2
LeVern Benson	G	Sr.	4.4	24.6
Gerry Saunders	G	Jr.	3.1	10.5
Top Substitutes				
Bob Moon	F	So.	4.3	5.1
Wayne Dixon	G	So.	1.5	5.1
Jim Downing	G	Jr.	0.7	1.5

1963	Pos.	Yr.	Reb.	Pts.
Jeff Gehring	F	So.	8.0	17.1
Steve Strome	F	Jr.	5.2	6.8
Charley Dinkins	C	So.	9.1	10.5
Charlie Coles	G	So.	4.3	11.8
Skip Snow	G	So.	1.9	8.5
Top Substitutes				
Bob Moon	F	Jr.	4.5	4.3

1964	Pos.	Yr.	Reb.	Pts.
Jeff Gehring	F	Jr.	8.4	19.9
Jerry Peirson	F	So.	5.8	7.8
Charley Dinkins	C	Jr.	10.9	9.6
Charlie Coles	G	Jr.	3.5	18.5
Skip Snow	G	Jr.	2.4	6.8
Top Substitutes				
John Swann	G	Jr.	2.0	4.6
Jim Patterson	C	So.	3.2	4.2

1965	Pos.	Yr.	Reb.	Pts.
Jeff Gehring	F	Sr.	6.8	17.1
Jerry Peirson	F	Jr.	6.5	9.0
Charley Dinkins	C	Sr.	8.2	10.5
Charlie Coles	G	Sr.	3.5	16.2
John Swann	G	Sr.	2.8	8.8
Top Substitutes				
Jim Patterson	C	Jr.	6.8	7.0
Robert Jackson	G	Jr.	3.3	5.3
Walt Williams	F	So.	3.6	4.7

1966	Pos.	Yr.	Reb.	Pts.
Jerry Peirson	F	Sr.	7.0	12.8
Frank Lukacs	F	So.	3.0	7.8
Jim Patterson	C	Sr.	12.0	15.6
Robert Jackson	G	Sr.	3.8	9.1
Jerry Fisher	G	Jr.	3.8	6.8
Top Substitutes				
Phil Snow	G	So.	2.8	13.8
Jim Hallihan	G	Jr.	0.9	3.9

1967	Pos.	Yr.	Reb.	Pts.
Fred Foster	F	Jr.	10.1	21.3
Frank Lukacs	F	Jr.	4.5	8.4
Tom Slater	C	So.	2.8	3.9
Jerry Fisher	G	Sr.	3.5	7.7
Jim Hallihan	G	Sr.	1.3	3.7
Top Substitutes				
Phil Snow	G	Jr.	1.9	9.9
Phil Stillings	G	So.	0.9	4.1
George Fannin	F	So.	1.9	3.6

1968	Pos.	Yr.	Reb.	Pts.
Fred Foster	F	Sr.	12.5	26.8
Glen Pryor	F	So.	3.8	7.2
Tom Slater	C	Jr.	3.1	5.6
Phil Snow	G	Sr.	2.8	17.3
Steve Barnett	G	Jr.	2.3	5.1
Top Substitutes				
Terry Martin	C	So.	4.8	5.3
George Burkhart	G	Jr.	1.6	2.5

1969	Pos.	Yr.	Reb.	Pts.
Glen Pryor	F	Jr.	5.9	8.4
Walt Williams	F	Jr.	7.4	11.8
Ray Loucks	C	Sr.	6.7	10.2
Frank Lukacs	G	Sr.	5.5	12.5
George Burkhart	G	Sr.	2.2	4.7
Top Substitutes				
Mike Wren	G	So.	1.5	10.3
Tom Slater	F	Sr.	2.8	4.1

HISTORY

Starting Lineups

1970	Pos.	Yr.	Reb.	Pts.
Walt Williams	F	Sr.	6.3	13.1
Glen Pryor	F	Sr.	5.8	8.4
Terry Martin	C	Sr.	8.5	12.5
Gerry Sears	G	Jr.	2.8	8.8
Tim Meyer	G	So.	3.0	3.6
Top Substitutes				
Ron Snyder	F	Sr.	4.0	5.7
Mike Wren	G	Jr.	1.7	8.4
Darrel Dunlap	G	So.	2.1	5.6

1971	Pos.	Yr.	Reb.	Pts.
Darrel Dunlap	F	Jr.	4.9	11.1
Larry Garloch	F	So.	5.7	11.0
Tom Roberts	C	Jr.	7.2	10.9
Tim Meyer	G	Jr.	1.9	6.2
Gerry Sears	G	Sr.	3.3	12.3
Top Substitutes				
Mike Wren	G	Sr.	1.3	8.2
Steve Handy	C	So.	5.1	5.8
Ron Niekamp	F	Jr.	2.9	2.9

1972	Pos.	Yr.	Reb.	Pts.
Darrel Dunlap	F	Sr.	5.8	11.9
Larry Garloch	F	Jr.	4.3	10.4
Tom Roberts	C	Sr.	5.9	5.7
Phil Lumpkin	G	So.	3.2	16.7
Tim Meyer	G	Sr.	3.7	8.9
Top Substitutes				
Rich Hampton	F	So.	5.3	6.9
Gary Dees	F	So.	2.2	6.0
Steve Handy	C	Jr.	4.5	3.3

1973	Pos.	Yr.	Reb.	Pts.
Rich Hampton	F	Jr.	9.2	14.9
Gary Dees	F	Jr.	3.3	9.3
Kim Essenburg	C	Jr.	3.0	3.9
Phil Lumpkin	G	Jr.	2.2	13.8
Larry Garloch	G	Sr.	4.1	7.6
Top Substitutes				
Steve Fields	F	So.	6.0	7.4
Warren Dorsey	G	Fr.	1.2	4.9
Dave Elmer	C	So.	6.2	6.6

1974	Pos.	Yr.	Reb.	Pts.
Gary Dees	F	Sr.	4.7	14.1
Rich Hampton	F	Sr.	7.7	12.6
Dave Elmer	C	Jr.	10.0	10.8
Phil Lumpkin	G	Sr.	2.3	18.1
Steve Fields	G	Jr.	6.8	10.3
Top Substitutes				
Warren Dorsey	G	So.	1.4	3.8
Kim Essenburg	C	Sr.	1.6	1.4

1975	Pos.	Yr.	Reb.	Pts.
Steve Fields	F	Sr.	7.4	15.1
Chuck Goodyear	F	So.	6.5	14.7
Dave Elmer	C	Sr.	5.5	7.4
Rod Dieringer	G	Sr.	1.8	10.7
Greg Olson	G	Jr.	2.2	6.7
Top Substitutes				
Randy Ayers	F	Fr.	5.1	8.5
John Shoemaker	G	Fr.	1.4	5.1

1976	Pos.	Yr.	Reb.	Pts.
Chuck Goodyear	F	Jr.	6.2	18.1
Randy Ayers	F	So.	5.4	10.9
Archie Aldridge	C	So.	6.6	15.8
John Shoemaker	G	So.	2.7	10.7
Greg Olson	G	Sr.	2.6	5.6
Top Substitutes				
Bernard Newman	C	So.	2.6	4.2
Mike Kearney	C	Jr.	3.7	3.4

1977	Pos.	Yr.	Reb.	Pts.
Randy Ayers	F	Jr.	8.1	12.8
Archie Aldridge	F	Jr.	8.6	19.1
Bernard Newman	C	Jr.	4.6	8.9
Chuck Goodyear	G	Sr.	6.5	13.7
John Shoemaker	G	Jr.	2.4	9.5
Top Substitutes				
Rick Goins	G	Fr.	1.2	3.5
Rich Babcock	G	So.	0.6	3.0

1978	Pos.	Yr.	Reb.	Pts.
Archie Aldridge	F	Sr.	7.8	20.8
Randy Ayers	F	Sr.	7.0	13.4
Bill Lake	C	Sr.	2.5	5.0
Rick Goins	G	So.	2.6	10.0
John Shoemaker	G	Sr.	2.9	10.2
Top Substitutes				
Bernard Newman	C	Sr.	5.8	12.0
Tom Dunn	G	So.	2.0	5.5

1979	Pos.	Yr.	Reb.	Pts.
Rick Goins	F	Jr.	3.1	16.4
Todd Jones	F	Sr.	5.3	6.8
Terry Brady	C	Jr.	3.5	6.2
Tom Dunn	G	Jr.	4.4	9.4
Steve Allen	G	Fr.	1.8	5.4
Top Substitutes				
Joe Niekamp	F	So.	3.3	9.3
George Sweigert	C	Fr.	4.1	6.4
Tony Wilhite	F	Fr.	3.5	4.2

1980	Pos.	Yr.	Reb.	Pts.
Rick Goins	F	Sr.	4.3	15.4
Lenny Manning	F	Fr.	4.5	8.2
George Sweigert	C	So.	5.7	7.0
Tom Dunn	G	Sr.	3.0	9.0
Craig Tubbs	G	Fr.	1.4	6.8
Top Substitutes				
Joe Niekamp	F	Jr.	3.7	5.9
Tony Lehman	F	Fr.	2.9	6.8
Al Watkins	G	Jr.	1.5	5.0

1981	Pos.	Yr.	Reb.	Pts.
Joe Niekamp	F	Sr.	5.1	9.0
Jeff Lisath	F	Jr.	4.3	7.9
George Sweigert	C	Jr.	7.6	9.4
Al Watkins	G	Sr.	3.1	15.6
Craig Tubbs	G	So.	2.7	14.1
Top Substitutes				
Tony Lehman	F	So.	2.3	4.5
Chuck Dahn	F	Fr.	2.2	2.7

1982	Pos.	Yr.	Reb.	Pts.
Chuck Dahn	F	So.	5.4	9.0
Tim Kroeger	F	Jr.	3.0	3.0
George Sweigert	C	Sr.	8.5	16.9
Craig Tubbs	G	Jr.	2.7	12.6
Chuck Stahl	G	So.	3.0	10.0
Top Substitutes				
Jeff Lisath	F/G	Sr.	1.8	5.5
Billy Lewis	G	So.	2.1	5.2
John Willoughby	G	So.	1.1	4.9

1983	Pos.	Yr.	Reb.	Pts.
Ron Harper	F	Fr.	7.0	12.8
Tim Kroeger	F	Sr.	3.8	3.8
John Marx	C	Jr.	4.5	9.3
Billy Lewis	G	Jr.	3.0	6.6
Craig Tubbs	G	Sr.	2.4	14.9
Top Substitutes				
Chuck Stahl	G	Jr.	1.6	4.6
John Willoughby	G	Jr.	0.9	4.1

1984	Pos.	Yr.	Reb.	Pts.
Ron Harper	F	So.	7.6	16.3
Chuck Dahn	F	Sr.	5.3	6.3
John Marx	C	Sr.	5.1	8.7
Chuck Stahl	G	Sr.	2.7	11.1
John Willoughby	G	Sr.	2.5	8.7
Top Substitutes				
Eric Newsome	G	Fr.	1.1	7.4
Stepfon Sudduth	F	So.	2.0	2.9

1985	Pos.	Yr.	Reb.	Pts.
Ron Harper	F	Jr.	10.7	24.9
Ron Hunter	F	Jr.	2.9	7.9
Tim Lampe	C	So.	5.7	7.5
Eric Newsome	G	So.	2.8	17.0
Eddie Schilling	G	Fr.	3.1	4.8
Top Substitutes				
Mike Hall	F	So.	3.0	3.9
Todd Staker	G	Fr.	1.5	4.3

1986	Pos.	Yr.	Reb.	Pts.
Ron Harper	F	Sr.	11.7	24.4
Karlton Clayborne	F	Fr.	3.9	6.5
Jeff Fuerst	C	So.	2.6	2.4
Eric Newsome	G	Jr.	4.1	18.1
Todd Staker	G	So.	2.7	6.8
Top Substitutes				
Ron Hunter	G	Sr.	2.8	9.5
Eddie Schilling	G	So.	2.9	3.3

1987	Pos.	Yr.	Reb.	Pts.
Karlton Clayborne	F	So.	6.0	11.6
Trimill Haywood	F	Fr.	7.1	17.1
Jeff Fuerst	C	Jr.	4.1	7.3
Todd Staker	G	Jr.	4.1	12.5
Eddie Schilling	G	Jr.	3.8	5.7
Top Substitutes				
Dernard Newell	G	Jr.	1.4	5.6
Tim Stewart	F	Fr.	0.8	3.0

Starting Lineups

1988	Pos.	Yr.	Reb.	Pts.
Jeff Fuerst	F	Sr.	3.4	5.3
Karlton Clayborne	F	Jr.	4.1	9.1
Jim Paul	C	So.	5.5	9.9
Todd Staker	G	Sr.	2.9	8.1
Eddie Schilling	G	Sr.	3.0	3.9
Top Substitutes				
Eric Newsome	G	Gr.	3.5	20.2
Trimill Haywood	F	So.	3.0	6.4
Lamont Hanna	F/C	Jr.	5.0	9.1
Tim Stewart	F	So.	2.2	5.2

1989	Pos.	Yr.	Reb.	Pts.
Tim Stewart	F	Jr.	4.6	13.0
Lamont Hanna	F	Sr.	6.6	13.0
Jim Paul	C	So.	5.1	8.8
Karlton Clayborne	G	Sr.	5.4	13.6
Jamie Mercurio	G	Fr.	2.5	6.8
Top Substitutes				
Jeff Scott	F/C	So.	4.8	6.7
Cedric Vanleer	G	Fr.	1.2	5.0

1990	Pos.	Yr.	Reb.	Pts.
Tim Stewart	F	Sr.	4.2	14.0
Chip Reeves	F	Sr.	2.9	4.3
Jim Paul	C	Jr.	7.6	13.0
Craig Michaelis	G	Fr.	4.0	12.8
Derek Walton	G	So.	2.2	6.5
Top Substitutes				
David Scott	F	So.	2.9	14.3
Cedric Vanleer	G	So.	1.6	5.4

1991	Pos.	Yr.	Reb.	Pts.
Craig Michaelis	F	So.	4.8	12.8
Matt Kramer	F	So.	2.4	10.0
Jim Paul	C	Sr.	4.1	10.7
Scott Belyeu	G	So.	3.3	7.2
Jamie Mercurio	G	Jr.	2.7	7.0
Top Substitutes				
David Scott	F	Jr.	3.3	17.4
Cedric Vanleer	G	Jr.	2.9	5.4
Mike Williams	F	Jr.	3.2	6.2

1992	Pos.	Yr.	Reb.	Pts.
Craig Michaelis	F	Jr.	3.7	7.5
Matt Kramer	F	Jr.	2.3	7.0
John McKenna	C	So.	4.5	5.3
Scott Belyeu	G	Jr.	2.6	4.0
Jamie Mercurio	G	Sr.	2.9	8.6
Top Substitutes				
Mike Williams	F	Sr.	3.1	10.5
David Scott	F	Sr.	3.2	15.0

1993	Pos.	Yr.	Reb.	Pts.
Jamie Mahaffey	F	So.	7.5	10.2
Craig Michaelis	F	Sr.	3.0	9.5
John McKenna	C	Jr.	4.9	8.2
Derrick Cross	G	So.	2.4	4.7
Scott Belyeu	G	Sr.	2.4	8.5
Top Substitutes				
Matt Kramer	F	Sr.	3.3	11.2
Landon Hackim	G	Fr.	0.8	6.6

1994	Pos.	Yr.	Reb.	Pts.
Jamie Mahaffey	F	Jr.	7.2	11.9
Devin Davis	F	Fr.	7.7	10.0
John McKenna	C	Sr.	5.5	10.4
Derrick Cross	G	Jr.	2.7	10.6
Landon Hackim	G	So.	1.6	16.6
Top Substitutes				
Richard Brown	G	So.	1.6	6.6
Gregg Darbyshire	G/F	Sr.	2.1	5.8

1995	Pos.	Yr.	Reb.	Pts.
Devin Davis	F	So.	7.5	16.9
Jamie Mahaffey	F	Sr.	8.7	12.6
Kevin Beard	C	Jr.	5.5	7.2
Derrick Cross	G	Sr.	2.4	8.6
Landon Hackim	G	Jr.	2.0	14.0
Top Substitutes				
Kenneth Bozeman	F	Fr.	2.7	5.9
Chris McGuire	G	Jr.	1.0	3.5

1996	Pos.	Yr.	Reb.	Pts.
Damon Frierson	F	Fr.	3.4	1.1
Devin Davis	F	Jr.	9.9	17.8
Kevin Beard	C	Sr.	6.9	6.0
Chris McGuire	G	Sr.	1.1	4.7
Landon Hackim	G	Sr.	1.3	13.3
Top Substitutes				
Ira Newble	F	Jr.	5.2	6.4
Jermaine Henderson	G	Jr.	1.9	5.7
Wally Szczerbiak	F	Fr.	3.3	8.0

1997	Pos.	Yr.	Reb.	Pts.
Wally Szczerbiak	F	So.	5.4	12.8
Devin Davis	F	Sr.	9.4	16.9
Ira Newble	C	Sr.	7.5	11.3
Rob Mestas	G	So.	2.5	4.9
Damon Frierson	G	So.	2.8	12.5
Top Substitutes				
Jermaine Henderson	G	Sr.	3.4	8.3
Anthony Taylor	G	Fr.	1.3	3.9

1998	Pos.	Yr.	Reb.	Pts.
Wally Szczerbiak	F	Jr.	7.6	24.4
John Estick	F	Jr.	7.9	8.1
Refiloe Lethunya	C	So.	4.0	5.3
Damon Frierson	G	Jr.	4.6	18.8
Anthony Taylor	G	Jr.	3.5	12.5
Top Substitutes				
Mike Ensminger	F/C	Fr.	4.4	2.3
Rich Allendorf	C	Fr.	1.8	0.8

1999	Pos.	Yr.	Reb.	Pts.
Wally Szczerbiak	F	Sr.	8.5	24.2
Jason Stewart	F	Jr.	2.2	6.1
John Estick	C	Sr.	6.2	8.3
Damon Frierson	G	Sr.	3.1	13.0
Rob Mestas	G	Jr.	2.5	6.9
Top Substitutes				
Anthony Taylor	G	Jr.	2.0	3.9
Jason Grunkemeyer	G	So.	1.2	3.8
Refiloe Lethunya	F	Jr.	2.4	2.7
Mike Ensminger	F	So.	0.7	2.2

2000	Pos.	Yr.	Reb.	Pts.
Jason Stewart	F	Sr.	3.4	12.5
Refiloe Lethunya	F	Jr.	6.2	7.0
Mike Ensminger	C	Sr.	6.0	5.2
Rob Mestas	G	Sr.	3.9	9.3
Anthony Taylor	G	Jr.	4.3	16.4
Top Substitutes				
Jason Grunkemeyer	F	Jr.	2.1	8.9
Bryan Reed	F	Fr.	1.1	0.9
Rich Allendorf	C	Jr.	3.8	3.9

2001	Pos.	Yr.	Reb.	Pts.
Juby Johnson	F	Fr.	2.7	6.6
Alex Shorts	F	Jr.	5.5	15.7
Mike Ensminger	C	Sr.	5.9	6.1
Jason Grunkemeyer	G	Sr.	3.2	11.3
Doug Davis	G	Jr.	1.7	9.8
Top Substitutes				
Matt Jameson	G	So.	1.5	2.7
Gene Seals	F	Fr.	2.5	4.0
Rich Allendorf	C	Sr.	3.5	3.3

2002	Pos.	Yr.	Reb.	Pts.
Danny Horace	F	Fr.	5.8	6.5
Gene Seals	F	So.	4.7	5.9
Chet Mason	G	So.	5.7	8.0
Juby Johnson	G	So.	3.2	10.5
Doug Davis	G	Sr.	1.7	12.1
Top Substitutes				
Alex Shorts	C	Sr.	3.7	13.6
Larry Drake	F	Fr.	1.8	4.4

2003	Pos.	Yr.	Reb.	Pts.
Danny Horace	F	So.	6.1	11.5
Bryan Reed	F	Sr.	1.9	2.4
Chet Mason	F	Jr.	6.2	10.0
Juby Johnson	G	Jr.	3.0	14.8
Josh Hausfeld	G	Fr.	2.5	7.4
Top Substitutes				
Gene Seals	F	Jr.	2.9	5.4
Tim Schenke	F	So.	1.6	3.6

2004	Pos.	Yr.	Reb.	Pts.
Danny Horace	F	Jr.	5.8	9.9
Monty St. Clair	F	Fr.	2.2	3.7
—and—				
Gene Seals	F	Sr.	2.8	4.8
Juby Johnson	G	Sr.	4.4	17.4
Josh Hausfeld	G	So.	1.4	7.5
Chet Mason	G	Sr.	7.9	10.3
Top Substitutes				
William Hatcher	G	So.	3.9	0.6
Tim Schenke	F	Jr.	2.4	2.2

HISTORY

Starting Lineups

2005	Pos.	Yr.	Reb.	Pts.
Monty St. Clair	C	So.	2.5	6.0
Danny Horace	F	Sr.	9.5	15.8
Nathan Peavy	F	So.	3.9	7.0
Chet Mason	G	Sr.	7.6	13.4
William Hatcher	G	Jr.	2.1	10.0
Top Substitutes				
Doug Penno	G	So.	0.8	4.2
Tim Schenke	F	Jr.	2.5	2.5
Nate VanderSluis	C	Jr.	1.9	1.9

2006	Pos.	Yr.	Reb.	Pts.
Nate VanderSluis	C	Sr.	3.9	4.5
Tim Pollitz	F	So.	5.7	12.7
Nathan Peavy	F	Jr.	6.9	11.2
Josh Hausfeld	G	Sr.	0.7	4.6
—and—				
Doug Penno	G	Jr.	0.8	5.1
William Hatcher	G	Sr.	2.9	14.3
Top Substitutes				
Michael Bramos	F/G	Fr.	3.0	5.3
Monty St. Clair	C	Jr.	3.6	4.1

2007	Pos.	Yr.	Reb.	Pts.
Nathan Peavy	F	Sr.	6.3	14.1
Tim Pollitz	F	Jr.	5.6	16.1
Monty St. Clair	C	Sr.	3.0	3.1
Michael Bramos	G	So.	3.7	11.2
Alex Moosmann	G	Fr.	1.1	4.3
Top Substitutes				
Doug Penno	G	Sr.	1.8	5.2
Tyler Dierkers	F	So.	2.5	2.1
Eric Pollitz	G	So.	1.7	1.8

2008	Pos.	Yr.	Reb.	Pts.
MIchael Bramos	F	Jr.	3.9	16.3
Tim Pollitz	F	Sr.	7.1	15.5
Tyler Dierkers	C	Jr.	6.4	6.1
Kenny Hayes	G	Jr.	3.0	12.1
Alex Moosmann	G	So.	0.8	3.0
—and—				
Eric Pollitz	G	Jr.	3.3	5.5
Top Substitutes				
Nick Winbush	F	Fr.	1.4	2.8
Adam Fletcher	C	So.	1.2	1.6

2009	Pos.	Yr.	Reb.	Pts.
MIchael Bramos	F	Sr.	4.1	17.9
Tyler Dierkers	F	Sr.	7.3	9.2
Adam Fletcher	C	Jr.	4.0	4.6
Antonio Ballard	G	So.	5.1	6.7
Eric Pollitz	G	Sr.	2.7	5.8
Top Substitutes				
Nick Winbush	F	So.	1.5	4.1
Carl Richburg	G	Sr.	1.3	4.1
Julian Mavunga	F	Fr.	3.4	2.2

2010	Pos.	Yr.	Reb.	Pts.
Julian Mavunga	F	So.	6.3	10.0
Nick Winbush	F	Jr.	4.7	9.7
—and—				
Adam Fletcher	C	Sr.	4.5	6.6
Allen Roberts	G	Fr.	1.0	3.5
—and—				
Rodney Haddix II	G	Jr.	2.3	5.4
Antonio Ballard	G	Jr.	5.9	7.6
Kenny Hayes	G	Sr.	2.9	14.4
Top Substitutes				
Orlando Williams	G	Fr.	3.0	0.8

2011	Pos.	Yr.	Reb.	Pts.
Julian Mavunga	F	Jr.	8.2	14.8
Nick Winbush	F	Sr.	6.9	12.4
Antonio Ballard	F	Sr.	6.6	12.6
—and—				
Allen Roberts	G	So.	2.5	7.9
Orlando Williams	G	So.	2.8	9.8
Quinten Rollins	G	Fr.	2.5	5.5
Top Substitutes				
Chris McHenry	G	Jr.	1.6	5.4
Josh Sewell	G	Fr.	1.0	3.1

2012	Pos.	Yr.	Reb.	Pts.
Julian Mavunga	F	Sr.	9.0	16.4
Jon Harris	F	So.	4.1	8.5
Drew McGhee	C	So.	2.3	5.2
Josh Sewell	G	So.	2.2	6.3
Quinten Rollins	G	So.	2.8	7.7
Top Substitutes				
Brian Sullivan	G	Fr.	1.9	10.3
Adam Thomas	F	Sr.	2.2	2.3

2013	Pos.	Yr.	Reb.	Pts.
Will Felder	F	Jr.	5.3	11.6
Allen Roberts	G	Jr.	2.6	12.3
Will Sullivan	G	So.	2.2	3.5
Reggie Johnson	G	Fr.	2.3	8.4
Quinten Rollins	G	Jr.	3.0	5.2
Top Substitutes				
Jon Harris	F	Jr.	4.2	8.5
Geovonie McKnight	G	Fr.	2.5	5.4

2014	Pos.	Yr.	Reb.	Pts.
Will Felder	F	Sr.	6.7	14.2
Joshua Oswald	F	Fr.	2.8	4.6
Will Sullivan	G	Jr.	2.8	9.0
Geovonie McKnight	G	So.	3.6	9.4
Quinten Rollins	G	Sr.	3.9	6.9
Top Substitutes				
Willie Moore	G	So.	3.4	9.2
Jaryd Eustace	G	Fr.	2.6	6.3

2015	Pos.	Yr.	Reb.	Pts.
Logan McLane	F	Fr.	2.6	4.0
Chris Bryant	F	Jr.	3.2	4.4
Will Sullivan	G	Sr.	4.8	10.7
Geovonie McKnight	G	Jr.	3.4	10.5
Eric Washington	G	Jr.	3.2	14.2
Top Substitutes				
Willie Moore	G	Jr.	2.8	7.3
Zach McCormick	G	Fr.	1.3	4.2

2016	Pos.	Yr.	Reb.	Pts.
Rod Mills Jr.	F	So.	2.5	5.3
Chris Bryant	F	Sr.	3.8	5.8
Geovonie McKnight	G	Sr.	4.0	13.2
Eric Washington	G	Sr.	3.6	13.9
—and—				
Abdoulaye Harouna	G	So.	1.8	5.4
Dion Wade	G	So.	3.8	4.2
Top Substitutes				
Willie Moore	G	Sr.	2.9	3.7
LJ Livingston	F/C	Sr.	3.5	4.7

2017	Pos.	Yr.	Reb.	Pts.
Rod Mills Jr.	F	Jr.	3.1	7.1
Logan McLane	F	Jr.	6.5	11.8
Abdoulaye Harouna	G	Jr.	2.4	6.7
Michael Weathers	G	Fr.	4.2	16.7
Jake Wright	G	R-So.	1.6	9.1
Top Substitutes				
Marcus Weathers	F	Fr.	6.0	9.7
Dion Wade	G	R-Jr.	4.0	3.4

2018	Pos.	Yr.	Reb.	Pts.
Dalonte Brown	F	Fr.	5.4	8.0
Logan McLane	F	Sr.	5.4	9.2
Nike Sibande	G	Fr.	4.3	15.1
Darrian Ringo	G	Jr.	3.5	9.6
Jalen Adaway	G	Fr.	5.0	8.5
Top Substitutes				
Bam Bowman	F	So.	3.5	6.2
Isaiah Coleman-Lands	G	Fr.	1.9	5.5

2019	Pos.	Yr.	Reb.	Pts.
Dalonte Brown	F	So.	5.0	11.5
Bam Bowman	F	Jr.	5.4	9.7
Abdoulaye Harouna	G	R-Sr.	2.0	5.0
Nike Sibande	G	So.	5.1	16.1
Darrian Ringo	G	Sr.	2.9	7.1
Top Substitutes				
Jalen Adaway	G	So.	5.0	7.5
Mekhi Lairy	G	Fr.	1.6	6.3

2020	Pos.	Yr.	Reb.	Pts.
Dalonte Brown	F	Jr.	5.2	9.3
Bam Bowman	F	Sr.	3.8	6.6
Dae Dae Grant	G	Fr.	3.0	9.3
Nike Sibande	G	Jr.	5.9	13.9
Myja White	G	R-Fr.	0.9	2.3
Top Substitutes				
Mekhi Lairy	G	So.	2.6	8.2
Isaiah Coleman-Lands	G	R-So.	3.3	8.1

2021	Pos.	Yr.	Reb.	Pts.
Dalonte Brown	F	Sr.	7.4	13.7
Precious Ayah	F	Sr.	2.9	3.2
Dae Dae Grant	G	So.	3.0	13.7
Myja White	G	R-So.	2.0	5.8
Mekhi Lairy	G	Jr.	2.7	12.8
Top Substitutes				
Isaiah Coleman-Lands	G	R-Jr.	2.9	7.8
James Beck	F	Jr.	4.9	7.1

Starting Lineups

2022	Pos.	Yr.	Reb.	Pts.
Dalonte Brown	F	5-Sr.	6.0	11.1
Precious Ayah	F	5-Sr.	5.6	9.2
Dae Dae Grant	G	Jr.	2.9	17.5
Myja White	G	R-Jr.	1.7	4.2
Mekhi Lairy	G	Sr.	2.9	13.6
Top Substitutes				
Isaiah Coleman-Lands	G	R-Sr.	1.8	6.5
Kamari Williams	F	So.	3.3	6.0

HISTORY

Retired Numbers

Ron Harper

Ron Harper, the second-leading scorer in Mid-American Conference history, played at Miami from 1983-86. He became the first player in Miami history to have his jersey retired when he was honored in a ceremony at his final home game in 1986.

Harper was selected the MAC Player of the Year in 1985 and 1986. With 2,377 career points and 1,119 career rebounds, he became the first player in league history to top 2,000 points and 1,000 rebounds. He ranked among the nation's leaders in scoring (24.4), rebounding (11.7) and steals (3.3) as a senior and was named a second-team All-American by the U.S. Basketball Writers Association, Associated Press, United Press International, and the National Association of Basketball Coaches. He also was named District IV Player of the Year by the USBWA. Harper became the first player in MAC history to record a "triple-double" when he registered 38 points, 19 rebounds and 12 assists against Ball State in 1986.

Harper averaged 24.9 points per game as a junior and was selected MVP of the MAC Tournament, during which he set a Miami and MAC Tourney record with 45 points against Ball State. As a sophomore, Harper averaged 16.3 ppg. He was selected Player of the Week by Sports Illustrated after registering 26 points and 13 rebounds and leading Miami to a 63-57 win at Indiana in the season opener.

Harper still owns or is tied for 19 Miami records, including points in a game (45) and career (2,377); field goals in a game (19), season (312), and career (969); rebounds in a career (1,119); and steals in a game (7), season (101) and career (287).

The high-flying Harper was drafted by the Cleveland Cavaliers in the first round of the 1986 NBA draft (eighth overall pick). After 3 1/2 years with the Cavs, he was traded to the Los Angeles Clippers, where he spent 3 1/2 seasons before signing a free agent contract with the Chicago Bulls, with whom he won three NBA championships (1996-98). In 1999, he signed with the Los Angeles Lakers and helped them win two NBA championships (2000 and 2001). Harper also served as an assistant coach for the NBA's Detroit Pistons.

Wayne Embry

Former standout Wayne Embry (Miami '58), who played for Miami from 1956-58, had his jersey retired during the 1995 season.

Embry, a 6-foot-7 center, was a two-time all-Mid-American Conference player and led Miami to conference championships and NCAA Tournament appearances in 1957 and 1958. He led the MAC in scoring and rebounding his last two seasons and still holds several school records, including best career rebounding average (15.5).

He currently ranks No. 12 on Miami's all-time scoring list with 1,401 points and No. 2 on the all-time rebounding list with 1,117. He holds both Miami records for most rebounds in a game (34) and season (488). Embry is one of only 14 players in MAC history to total more than 1,000 career points and rebounds. He was a third-team Helms Athletic Foundation All-American as a senior.

In 1999, Embry received the highest honor a basketball player can achieve with his induction into the Basketball Hall of Fame in Springfield, Mass. Most recently, a stretch of U.S. Route 40 in front of Tecumseh High School near Springfield, Ohio, was named after him.

Following his graduation, Embry played 11 years of professional basketball with the Cincinnati Royals, Boston Celtics and Milwaukee Bucks and was a five-time NBA All-Star. Embry, who was inducted into the Miami Athletic Hall of Fame in 1970, is the former president and CEO of the Cleveland Cavaliers. He also has served as a member of Miami University's Board of Trustees. Embry currently is serving as the Senior Basketball Advisor to the President for the NBA's Toronto Raptors.

Dick Walls

Dick Walls (Miami '53), a former Goodyear executive who played at Miami from 1951-53, had his No. 44 jersey retired during the 1995 season. The 6-foot-7, 260-pound center led MU in scoring and rebounding all three seasons and helped guide Miami to league titles his last two seasons.

A first-team all-MAC selection in 1951 and 1953, Walls led the conference in rebounding (14.3) in 1951 and in scoring (21.1) and rebounding (14.4) in 1953. He currently ranks 28th in career scoring at Miami (1,124), second in career rebounding average (14.0), fourth in career rebounds (978) and ninth in career free throws made (340).

Walls owns three of the top seven single-season rebound totals in school history, including 333 boards in 1952, which ranks No. 4 on the all-time list. He tallied the second-highest single-game point total in school history when he poured in 44 points against Western Reserve in 1952.

Following his graduation, Walls played for the Goodyear Wingfoots in the National Industrial Basketball League.

Retired Numbers

Darrell Hedric

Darrell Hedric (Miami '55), a former player, assistant coach, head coach and associate athletic director at Miami, originally had his freshman jersey No. 86 retired at halftime of the Ohio game in 1997. He had it switched to the No. 12 during Darrell Hedric Day in a game against Bowling Green in 2020.

Hedric played at Miami from 1952-55, was an assistant coach for 11 seasons and served as head coach from 1971-84. In his 14 seasons as head coach, he led Miami to a 216-157 record. His 216 wins are the second most in school history and the fourth-most in Mid-American Conference history. Hedric directed Miami to five regular-season MAC Championships, one MAC Tournament title and four NCAA Tournament appearances.

One of Hedric's greatest moments in coaching was Miami's stunning 84-81 overtime win over defending national champion Marquette in the first round of the 1978 NCAA Tournament in Indianapolis.

Another of Hedric's "claims to fame" was recruiting former All-American and five-time NBA World Champion Ron Harper to Miami in 1982. Hedric was inducted into Miami University's Athletic Hall of Fame in 1978.

Wally Szczerbiak

Wally Szczerbiak (Miami '99) became the most recent member of an elite club to have his jersey retired. On Sept. 22, 2001, at halftime of the Cincinnati football game, Szczerbiak, who played from 1995-99, became the fifth player in Miami history to have his No. 32 retired.

Szczerbiak was a unanimous choice as the Mid-American Conference Player of the Year as a senior in 1999, becoming just the fourth player in Miami history to earn the honor. Szczerbiak also was a finalist for the Naismith, Robertson and Wooden National Player-of-the-Year Awards, finishing third in the voting for the Wooden Award.

He led Miami through its most magical season in 1998-99—the first time a Miami team collected two wins in the NCAA Tournament—which culminated in an NCAA Sweet 16 appearance. His 43-point, 12-rebound, three-block, two-assist effort in the first round of the tournament lifted Miami to a 59-58 win over Washington and catapulted the RedHawks onto the covers of such national publications as Sports Illustrated and USA Today. For the tournament, Szczerbiak averaged 30.0 points per game to lead all scorers.

Szczerbiak ranks second in career scoring at Miami with 1,847 points. He is also the school's career leader in three-point field goal percentage with a .431 mark and set Miami's single-season scoring mark in 1998-99 with 775 points.

Following his illustrious Miami career, Szczerbiak was selected by the Minnesota Timberwolves as the sixth overall pick in the 1999 NBA Draft. He was member of the 2000 NBA All-Rookie Team and the MVP of the 2001 Schick Rookie Challenge game. Szczerbiak also spent two seasons with the Boston Celtics. He played 10 seasons in the NBA, his last stop with the Cleveland Cavaliers.

In February 2009, Szczerbiak was inducted into Miami University's Athletic Hall of Fame.

Charlie Coles

On Feb. 14, 2015, Miami University retired its sixth men's basketball number, bestowing the honor upon Charlie Coles (Miami '65).

Coles was a standout guard for the Red and White from 1963-65 and captured Second-Team All-MAC honors as a junior and senior. Coles averaged double figures in scoring all three seasons. Coles ranks 30th on Miami's career scoring list with 1,096 points and his 15.4 ppg career average ties for 10th.

He went on to a coaching career that spanned almost five decades, nearly half of which were enjoyed in the MAC. Coles spent two seasons as an assistant coach at Miami from before becoming its head coach in 1996. He guided the RedHawks for 16 seasons (1996-2012) and is Miami men's basketball's all-time wins leader with a 263-224 record.

Combined with his six seasons as head coach at Central Michigan (1985-91), Coles amassed a MAC record of 218-155, posting more conference wins than any other coach in league history. Over 22 years as a collegiate head coach in the MAC, Coles tied for second among MAC leaders for career coaching wins with a 355-308 record.

Coles was twice named MAC Coach of the Year (1987; 2005) and was the 2011 NABC District 14 Coach of the Year. As a MAC head coach, his teams made eight postseason appearances (Central Michigan: NCAA 1987 – Miami: NCAA 1997, 1999, 2007; NIT 2005, 2006; CBI 2008, 2011). He was presented with a Guardian of the Game Pillar Award for Education presented by the National Association of Basketball Coaches (NABC) in 2011.

Coles was inducted into the Miami Athletics Hall of Fame in 1990, the Greater Cincinnati Basketball Hall of Fame in 2008, Ohio Basketball Hall of Fame in 2011 and MAC Hall of Fame in 2014.