LOVE + HONOR

MEDIA GUIDE

2018 MIAMI FOOTBALL

#RISEUPREDHAWKS // @MIAMIOHFOOTBALL

Quick Facts/Schedule/Table of Contents

GENERAL INFORMATION

Location ..... Oxford, OH 45056
Founded 1809
Enrollment 17,557
Conference ..... Mid-American
Nickname ..... RedHawks
Colors ..... Red (PMS 186) & White
Stadium (Capacity) ..... Yager (24,286)
Surface ..... Field Turf
President ..... Dr. Gregory Crawford
Director of Athletics ..... David Sayler
Faculty Athletics Representative ..... Ron Scott
Head Football Coach ..... Chuck Martin (Millikin '90)
Record at School (Seasons) ..... 16-33 (fifth season)
Overall Record (Seasons) ..... 90-40 (10 seasons)

FOOTBALL HISTORY

First Year of Football ..... 1888 (128th season)
All-Time Overall Record (Pct.) ..... 684-455-44 (.597)
All-Time MAC Record ..... 280-168-11 (.622)
All-Time Victories Ranking Among MAC Schools 1st
MAC Championships (Last) 15 (2010)
All-Time Championships Ranking Among MAC Schools 1st
All-Time Bowl Game Record 7-4
Last Bowl Game ..... 2016 St. Petersburg Bowl (L, 17-16)

2017 RECAP

Overall Record 5-7
MAC Record/Standing ..... 4-4/T-3rd in East

2018 INFORMATION

Letterwinners Returning 47
(24 offensive, 20 defensive, 3 special teams)
Letterwinners Lost 14
(8 offense, 6 defense, 0 special teams)
Starters Returning 19
(8 offense, 8 defense, 3 special teams)
Starters Lost 6
(3 offense, 3 defense, 0 special teams)

ATHLETIC COMMUNICATIONS STAFF

Primary Football Contact: Dave Meyer
Secondary Football Contact: Caleb Saunders
Email: meyerd@miamioh.edu
Phone: (513) 529-4329
Cell Phone: (419) 265-0284

2018 SCHEDULE

Date	Opponent	Time
Sept. 1	**Marshall**	**3:30 p.m.**
Sept. 8	**Cincinnati (Paul Brown Stadium)**	**8 p.m.**
Sept. 15	at Minnesota	3:30 p.m.
Sept. 22	at Bowling Green*	TBA
Sept. 29	**Western Michigan***	**3:30 p.m.**
Oct. 6	at Akron*	3:30 p.m.
Oct. 13	**Kent State***	**TBA**
Oct. 20	at Army	Noon
Oct. 30	at Buffalo*	8 p.m.
Nov. 7	**Ohio***	**7/8 p.m.**
Nov. 14	at Northern Illinois*	7/8 p.m.
Nov. 20	**Ball State***	**7 p.m.**

Home games in **bold**
* indicates Mid-American Conference contest

TABLE OF CONTENTS

Quick Facts/Schedule 1
Rosters 2-5
2017 Statistics 6-11
2017 Longest Plays Breakdown 12
The Last Time... 13
2017 Game-by-Game Recaps 14-20
Individual Records 21-22
Team Records 23
Single-Game Top 10s 24-25
Single-Season Top 10s 26-27
Career Top 10s 28-29
Career Milestone Achievers 30-31
Single-Game Milestone Achievers 32-33
Longest Plays 34
100-Yard Rushers 35-36
Passing/Receiving Single-Game Milestones 37
The Last Time 38
Annual Leaders/Annual Season Totals 39-49
Season Openers/Home Openers 50-51
MAC Openers/Homecoming Games 52
Yager Stadium Records 53
Year-by-Year Results/Records 54-62
All-Time Records vs. Opponents 63
Coaching Records 64
Cradle of Coaches/All-Time Assistant Coaches 65-67
MAC Standings 68-71
Major Victories/FBS Winningest Programs 72-73
Bowl Games/Years to Remember 74-82
Letterwinners 83-89
Retired Numbers/All-Americans 90-92
Mid-American Conference Awards 93-95
Miami Awards 96-97
Miami in the Pros/NFL Draft 98-99

Alphabetical Roster

NO.	NAME	HT.	WT.	POS.	CL.	HOMETOWN (H.S.)
39	Nigel Adams	5-11	231	LB	R-SO	Lawrenceville, Ga. (Central Gwinnett)
2	Joshua Allen	6-0	205	DB	SR	Charlotte, N. Car. (Victory Christian)
20	Jack Alpert	6-1	200	DB	SR	Cleveland, Ohio (Cuyahoga Heights)
29	Khari Anderson	6-1	195	DB	R-SO	Cleveland, Ohio (Hawken)
1	Cedric Asseh	6-1	192	DB	R-JR	Loganville, Ga. (Grayson)
6	Travion Banks	5-11	185	DB	JR	Evanston, Ill. (Evanston)
49	Bart Baratti	6-1	188	DB	JR	Klein, Texas
44	Nate Becker	6-5	264	TE	R-JR	Carmel, Ind. (Carmel)
18	Jaylon Bester	5-8	165	RB	SO	Belleville, Ill. (Althoff Catholic)
8	Cam Blakely	6-5	200	WR	FR	Knoxville, Tenn. (Knoxville Catholic)
15	Michael Bonds	6-1	210	QB	FR	Bellevue, Wash. (St. Francis)
XX	Alec Bornhorst			QB	FR	
28	Mike Brown	6-1	205	DB	SO	Grand Rapids, Mich. (Grand Rapids Catholic Central)
89	Maleak Bryant	6-6	230	TE	FR	Atlanta, Ga. (Mays)
20	Austin Buroker	6-2	190	DB	R-FR	Kenton, Ohio (Kenton)
27	Kobe Burse	6-0	225	DB	JR	Muskegon Heights, Mich. (Mona Shores)
16	Mitchell Burton	6-2	202	DB	R-FR	Columbus, Ind. (Columbus North)
82	Kameron Butler	6-3	240	DB	FR	Florence, Ky. (Covington Catholic)
92	Pasquale Calcagno	6-4	250	DE	SR	St. Charles, Ill. (St. Francis)
XX	Will Carlton			WR	FR	
XX	Chris Cavalaris				FR	
57	Bennett Clark	6-6	280	OL	FR	Zionsville, Ind. (Zionsville Community)
58	Doug Costin	6-2	285	DL	JR	West Chester, Pa. (Bishop Shanahan)
59	Evan Crabtree	5-11	235	LS	R-JR	Dublin, Ohio (Dublin Coffman)
15	Deondre Daniels	5-11	196	DB	SR	Goose Creek, S. Car. (Goose Creek)
35	Michael Davenport	6-1	222	TE	R-FR	Cincinnati, Ohio (Walnut Hills)
54	Tommy Doyle	6-8	308	OL	R-SO	Edina, Minn. (Edina)
94	Mack Duffin	6-2	290	DL	5-SR	Avon, Ind. (Avon)
25	Dallas Fields	6-1	220	LB	FR	Toledo, Ohio (Central Catholic)
85	Tyler Fleetwood	6-1	201	WR	R-SO	Lilburn, Ga. (Parkview)
81	James Gardner	6-4	216	WR	SR	Fort Lauderdale, Fla. (Fort Lauderdale)
51	Danny Godlevske	6-2	305	OL	R-SO	Indianapolis, Ind. (Bishop Chatard)
34	Isaac Hampton	6-0	296	DL	R-FR	Charlotte, N. Car. (Mallard Creek)
80	Quentin Hardy	6-5	241	TE	R-JR	Murfreesboro, Tenn. ((Blackman))
16	Zack Hazlett	5-11	200	WR	R-SO	Dublin, Ohio (Dublin Jerome)
46	Andrew Homer	6-6	245	TE	R-SO	Cincinnati, Ohio (St. Xavier)
23	Davion Johnson	5-10	209	RB	R-FR	Pontiac, Mich. (West Bloomfield)
45	Cole Jones	6-0	225	LB	JR	Oxford, Ohio (St. Xavier)
29	Zach Kahn	5-10	195	RB	R-SO	Strongsville, Ohio (Strongsville)
97	Will Kellison	6-4	240	DL	FR	Indianapolis, Ind. (Bishop Chatard)
95	Ben Kimpler	6-5	247	DL	R-SO	Libertyville, Ill. (Libertyville)
38	Brad Koenig	6-1	225	LB	5-SR	Ann Arbor, Mich. (Pioneer)
4	Allan Koikoi	5-11	195	DB	R-JR	Baltimore, Mary. (St. Paul's)
9	Kyle Kramer	6-3	208	P	R-JR	Glen Ellyn, Ill. (Glenbard West)
62	Trent Kramer	6-0	253	LS	R-SO	Naperville, Ill. (Benet Academy)
12	Pete Lampert	6-4	211	QB	R-FR	Cincinnati, Ohio (Moeller)
75	Jarrett LaRubbio	6-5	300	OL	R-JR	Middletown, Ohio (Lakota East)
37	Nick Lavigna	6-2	215	LB	R-SO	Cleveland, Ohio (St. Ignatius)
78	Ian Leever	6-6	305	OL	R-JR	Loveland, Ohio (Loveland)
90	Dean Lemon	6-2	251	DE	R-JR	Kettering, Ohio (Archbishop Alter)
17	Mitchell Lewis	6-5	223	WR	R-FR	Lisle, Ill. (Naperville North)
30	Josh Maize	6-3	242	DL	SO	Deerfield, Ill. (Deerfield)
9	Alex Malzone	6-2	230	QB	JR	Farmington Hills, Mich. (Brother Rice)
19	Nick Marosi	6-1	210	WR	R-JR	Grand Rapids, Mich. (Catholic Central)
93	David Marsh	6-3	272	DL	R-FR	Indianapolis, Ind. (Bishop Chatard)

Alphabetical Roster

10	AJ Mayer	6-3	205	QB	FR	Edgewood, Ky. (Covington Catholic)
70	Trent Maynard	6-4	290	OL	R-SO	Indianapolis, Ind. (Decatur Central)
86	Luke Mayock	6-5	216	WR	R-JR	Sugar Land, Texas (Clements)
66	Sam McCollum	6-3	300	OL	SR	Dublin, Ohio (Coffman)
5	Junior McMullen	6-1	245	LB	SR	Oak Park, Mich. (Oak Park)
35	Ryan McWood	6-1	215	LB	R-SO	Grosse Point, Mich. (Brother Rice)
87	Adam Mehelic	6-3	235	TE	SO	Hudson, Ohio (Hudson)
63	Reese Melton	6-2	210	LB	RS FR	Columbus, Ohio (Bishop Hartley)
21	De'Andre Montgomery	6-2	228	DB	SR	Hampton, Ga. (Dutchtown)
36	Paul Moses	6-0	230	DL	5-SR	Toledo, Ohio (Toledo Central Catholic)
50	Ryan Mullen	6-3	290	OL	SR	Lake Villa, Ill. (Lakes Community)
71	Sam Murrer	6-4	308	DL	R-JR	Park Hills, Ky. (Covington Catholic)
65	Pete Nank	6-5	315	OL	R-FR	West Des Moines, Iowa (Dowling Catholic)
23	Ryan Newton	6-2	226	LB	R-FR	St. Louis, Mo. (Parkway North)
33	Payton O'Reilly	6-0	225	LB	RS SO	Bozeman, Mt. (Bozeman)
56	Mitch Palmer	6-2	290	OL	5-SR	St. Louis, Mo. (De Smet Jesuit)
14	Gus Ragland	6-1	215	QB	5-SR	Cincinnati, Ohio (Moeller)
14	Zedrick Raymond	6-0	180	DB	JR	Mobile, Ala. (Murphy)
64	David Redding	6-4	305	OL	R-FR	Columbus, Ind. (Columbus North)
17	Myles Reid	6-1	220	LB	JR	Atlanta, Ga. (Mays)
52	Jordan Rigg	6-4	294	OL	5-SR	Springboro, Ohio (Springboro)
30	Ben Rinsma	6-3	190	WR	R-FR	Powell, Ohio (Olentangy Liberty)
11	Dominique Robinson	6-4	228	WR	SO	Canton, Ohio (Canton McKinley)
53	Nate Robinson	6-1	215	LB	R-FR	Dublin, Ohio (Dublin Coffman)
33	Leonard Ross	5-11	205	RB	R-JR	LaGrange Park, Ill. (Lyons Township)
24	Ja'don Rucker-Furlow	6-2	180	DB	FR	Dayton, Ohio (Belmont)
36	Isaiah Schoonmaker	6-2	200	LB	FR	Washington, Pa. (Washington)
74	Jack Schroer	6-4	293	OL	R-JR	New Albany, Ohio (New Albany)
91	Andrew Sharp	6-4	240	DL	R-FR	Grosse Pointe, Mich. (Grosse Pointe South)
27	Jared Sharp	5-8	163	WR	R-JR	Flossmoor, Ill. (Homewood-Flossmoor)
20	Tyre Shelton	5-11	175	RB	FR	Douglasville, Ga. (Chapel Hill)
22	Cecil Singleton	6-2	190	DB	FR	Cincinnati, Ohio (Princeton)
77	Matt Skibinski	6-5	295	OL	R-JR	Livonia, Mich. (Churchill)
79	Samuel Sloman	5-8	208	PK	JR	Roswell, Ga. (Pace Academy)
26	Alonzo Smith	5-10	208	RB	5-SR	Riviera Beach, Fla. (Dwyer)
13	Jack Sorenson	6-0	193	WR	R-SO	Kildeer, Ill. (Stevenson)
43	Kyle Speas	6-5	238	TE	R-SO	Plainfield, Ill. (Plainfield North)
11	Logan Speyer	6-4	251	DL	R-FR	Arlington, Ohio (Arlington)
32	Jacob Swartz	5-11	180	PK/P	R-FR	Highland Park, Ill. (Highland Park)
13	Donte Taylor Jr.	6-1	230	DB	R-FR	Akron, Ohio (St. Vincent-St. Mary)
31	Maurice Thomas	5-11	182	RB	R-JR	Oxford, Ohio (Talawanda)
8	Daryus Thompson	6-1	195	DB	5-SR	Powder Springs, Ga. (McEachern)
55	Andrew Todd	6-4	275	OL	FR	Cedar Rapids, Iowa (Cedar Rapids Washington)
96	Nate Trawick	5-11	335	DL	SR	Richmond, Ind. (Richmond)
52	Cam Turner	5-10	225	LB	R-SO	St. Louis, Mo. (Hazelwood East)
12	Blake Underwood	6-3	190	DB	FR	East Lansing, Mich. (East Lansing)
XX	Alec Vianello				FR	
20	Jalen Walker	5-7	162	WR	R-FR	Carmel, Ind. (Carmel)
99	Elijah Watson	6-1	273	DL	SO	Hackensack N.J. (IMG Academy)
10	Sterling Weatherford	6-4	220	DB	R-FR	Cicero, Ind. (Hamilton Heights)
68	Donovan White	6-4	309	OL	R-SO	Gahanna, Ohio (Gahanna Lincoln)
XX	Adam Wieczorek				FR	
2	Jackson Williamson	6-2	202	QB	R-FR	Anderson S. Car. (Westside)
3	Kenny Young	5-7	179	RB	5-SR	Tallahasee, Fla. (Godby)
39	Paul Young	6-0	188	PK/P	R-FR	Mt. Healthy, Ohio (LaSalle)

Numerical Roster

NO.	NAME	HT.	WT.	POS.	CL.	HOMETOWN (H.S.)
1	Cedric Asseh	6-1	192	DB	R-JR	Loganville, Ga. (Grayson)
2	Joshua Allen	6-0	205	DB	SR	Charlotte, N. Car. (Victory Christian)
2	Jackson Williamson	6-2	202	QB	R-FR	Anderson S. Car. (Westside)
3	Kenny Young	5-7	179	RB	5-SR	Tallahasee, Fla. (Godby)
4	Allan Koikoi	5-11	195	DB	R-JR	Baltimore, Mary. (St. Paul's)
5	Junior McMullen	6-1	245	LB	SR	Oak Park, Mich. (Oak Park)
6	Travion Banks	5-11	185	DB	JR	Evanston, Ill. (Evanston)
8	Cam Blakely	6-5	200	WR	FR	Knoxville, Tenn. (Knoxville Catholic)
8	Daryus Thompson	6-1	195	DB	5-SR	Powder Springs, Ga. (McEachern)
9	Kyle Kramer	6-3	208	P	R-JR	Glen Ellyn, Ill. (Glenbard West)
9	Alex Malzone	6-2	230	QB	JR	Farmington Hills, Mich. (Brother Rice)
10	Sterling Weatherford	6-4	220	DB	R-FR	Cicero, Ind. (Hamilton Heights)
10	AJ Mayer	6-3	205	QB	FR	Edgewood, Ky. (Covington Catholic)
11	Dominique Robinson	6-4	228	WR	SO	Canton, Ohio (Canton McKinley)
11	Logan Speyer	6-4	251	DL	R-FR	Arlington, Ohio (Arlington)
12	Blake Underwood	6-3	190	DB	FR	East Lansing, Mich. (East Lansing)
12	Pete Lampert	6-4	211	QB	R-FR	Cincinnati, Ohio (Moeller)
13	Jack Sorenson	6-0	193	WR	R-SO	Kildeer, Ill. (Stevenson)
13	Donte Taylor Jr.	6-1	230	DB	R-FR	Akron, Ohio (St. Vincent-St. Mary)
14	Gus Ragland	6-1	215	QB	5-SR	Cincinnati, Ohio (Moeller)
14	Zedrick Raymond	6-0	180	DB	JR	Mobile, Ala. (Murphy)
15	Deondre Daniels	5-11	196	DB	SR	Goose Creek, S. Car. (Goose Creek)
15	Michael Bonds	6-1	210	QB	FR	Bellevue, Wash. (St. Francis)
16	Mitchell Burton	6-2	202	DB	R-FR	Columbus, Ind. (Columbus North)
16	Zack Hazlett	5-11	200	WR	R-SO	Dublin, Ohio (Dublin Jerome)
17	Myles Reid	6-1	220	LB	JR	Atlanta, Ga. (Mays)
17	Mitchell Lewis	6-5	223	WR	R-FR	Lisle, Ill. (Naperville North)
18	Jaylon Bester	5-8	165	RB	SO	Belleville, Ill. (Althoff Catholic)
19	Nick Marosi	6-1	210	WR	R-JR	Grand Rapids, Mich. (Catholic Central)
20	Jack Alpert	6-1	200	DB	SR	Cleveland, Ohio (Cuyahoga Heights)
20	Austin Buroker	6-2	190	DB	R-FR	Kenton, Ohio (Kenton)
20	Tyre Shelton	5-11	175	RB	FR	Douglasville, Ga. (Chapel Hill)
20	Jalen Walker	5-7	162	WR	R-FR	Carmel, Ind. (Carmel)
21	De'Andre Montgomery	6-2	228	DB	SR	Hampton, Ga. (Dutchtown)
22	Cecil Singleton	6-2	190	DB	FR	Cincinnati, Ohio (Princeton)
23	Davion Johnson	5-10	209	RB	R-FR	Pontiac, Mich. (West Bloomfield)
23	Ryan Newton	6-2	226	LB	R-FR	St. Louis, Mo. (Parkway North)
24	Ja'don Rucker-Furlow	6-2	180	DB	FR	Dayton, Ohio (Belmont)
25	Dallas Fields	6-1	220	LB	FR	Toledo, Ohio (Central Catholic)
26	Alonzo Smith	5-10	208	RB	5-SR	Riviera Beach, Fla. (Dwyer)
27	Kobe Burse	6-0	225	DB	JR	Muskegon Heights, Mich. (Mona Shores)
27	Jared Sharp	5-8	163	WR	R-JR	Flossmoor, Ill. (Homewood-Flossmoor)
28	Mike Brown	6-1	205	DB	SO	Grand Rapids, Mich. (Grand Rapids Catholic Central)
29	Khari Anderson	6-1	195	DB	R-SO	Cleveland, Ohio (Hawken)
29	Zach Kahn	5-10	195	RB	R-SO	Strongsville, Ohio (Strongsville)
30	Josh Maize	6-3	242	DL	SO	Deerfield, Ill. (Deerfield)
30	Ben Rinsma	6-3	190	WR	R-FR	Powell, Ohio (Olentangy Liberty)
31	Maurice Thomas	5-11	182	RB	R-JR	Oxford, Ohio (Talawanda)
32	Jacob Swartz	5-11	180	PK/P	R-FR	Highland Park, Ill. (Highland Park)
33	Leonard Ross	5-11	205	RB	R-JR	LaGrange Park, Ill. (Lyons Township)
33	Payton O'Reilly	6-0	225	LB	RS SO	Bozeman, Mt. (Bozeman)
34	Isaac Hampton	6-0	296	DL	R-FR	Charlotte, N. Car. (Mallard Creek)
35	Michael Davenport	6-1	222	TE	R-FR	Cincinnati, Ohio (Walnut Hills)
35	Ryan McWood	6-1	215	LB	R-SO	Grosse Point, Mich. (Brother Rice)
36	Paul Moses	6-0	230	DL	5-SR	Toledo, Ohio (Toledo Central Catholic)

Numerical Roster

36	Isaiah Schoonmaker	6-2	200	LB	FR	Washington, Pa. (Washington)
37	Nick Lavigna	6-2	215	LB	R-SO	Cleveland, Ohio (St. Ignatius)
38	Brad Koenig	6-1	225	LB	5-SR	Ann Arbor, Mich. (Pioneer)
39	Nigel Adams	5-11	231	LB	R-SO	Lawrenceville, Ga. (Central Gwinnett)
39	Paul Young	6-0	188	PK/P	R-FR	Mt. Healthy, Ohio (LaSalle)
43	Kyle Speas	6-5	238	TE	R-SO	Plainfield, Ill. (Plainfield North)
44	Nate Becker	6-5	264	TE	R-JR	Carmel, Ind. (Carmel)
45	Cole Jones	6-0	225	LB	JR	Oxford, Ohio (St. Xavier)
46	Andrew Homer	6-6	245	TE	R-SO	Cincinnati, Ohio (St. Xavier)
49	Bart Baratti	6-1	188	DB	JR	Klein, Texas
50	Ryan Mullen	6-3	290	OL	SR	Lake Villa, Ill. (Lakes Community)
51	Danny Godlevske	6-2	305	OL	R-SO	Indianapolis, Ind. (Bishop Chatard)
52	Jordan Rigg	6-4	294	OL	5-SR	Springboro, Ohio (Springboro)
52	Cam Turner	5-10	225	LB	R-SO	St. Louis, Mo. (Hazelwood East)
53	Nate Robinson	6-1	215	LB	R-FR	Dublin, Ohio (Dublin Coffman)
54	Tommy Doyle	6-8	308	OL	R-SO	Edina, Minn. (Edina)
55	Andrew Todd	6-4	275	OL	FR	Cedar Rapids, Iowa (Cedar Rapids Washington)
56	Mitch Palmer	6-2	290	OL	5-SR	St. Louis, Mo. (De Smet Jesuit)
57	Bennett Clark	6-6	280	OL	FR	Zionsville, Ind. (Zionsville Community)
58	Doug Costin	6-2	285	DL	JR	West Chester, Pa. (Bishop Shanahan)
59	Evan Crabtree	5-11	235	LS	R-JR	Dublin, Ohio (Dublin Coffman)
62	Trent Kramer	6-0	253	LS	R-SO	Naperville, Ill. (Benet Academy)
63	Reese Melton	6-2	210	LB	RS FR	Columbus, Ohio (Bishop Hartley)
64	David Redding	6-4	305	OL	R-FR	Columbus, Ind. (Columbus North)
65	Pete Nank	6-5	315	OL	R-FR	West Des Moines, Iowa (Dowling Catholic)
66	Sam McCollum	6-3	300	OL	SR	Dublin, Ohio (Coffman)
68	Donovan White	6-4	309	OL	R-SO	Gahanna, Ohio (Gahanna Lincoln)
70	Trent Maynard	6-4	290	OL	R-SO	Indianapolis, Ind. (Decatur Central)
71	Sam Murrer	6-4	308	DL	R-JR	Park Hills, Ky. (Covington Catholic)
74	Jack Schroer	6-4	293	OL	R-JR	New Albany, Ohio (New Albany)
75	Jarrett LaRubbio	6-5	300	OL	R-JR	Middletown, Ohio (Lakota East)
77	Matt Skibinski	6-5	295	OL	R-JR	Livonia, Mich. (Churchill)
78	Ian Leever	6-6	305	OL	R-JR	Loveland, Ohio (Loveland)
79	Samuel Sloman	5-8	208	PK	JR	Roswell, Ga. (Pace Academy)
80	Quentin Hardy	6-5	241	TE	R-JR	Murfreesboro, Tenn. ((Blackman))
81	James Gardner	6-4	216	WR	SR	Fort Lauderdale, Fla. (Fort Lauderdale)
82	Kameron Butler	6-3	240	DB	FR	Florence, Ky. (Covington Catholic)
85	Tyler Fleetwood	6-1	201	WR	R-SO	Lilburn, Ga. (Parkview)
86	Luke Mayock	6-5	216	WR	R-JR	Sugar Land, Texas (Clements)
87	Adam Mehelic	6-3	235	TE	SO	Hudson, Ohio (Hudson)
89	Maleak Bryant	6-6	230	TE	FR	Atlanta, Ga. (Mays)
90	Dean Lemon	6-2	251	DE	R-JR	Kettering, Ohio (Archbishop Alter)
91	Andrew Sharp	6-4	240	DL	R-FR	Grosse Pointe, Mich. (Grosse Pointe South)
92	Pasquale Calcagno	6-4	250	DE	SR	St. Charles, Ill. (St. Francis)
93	David Marsh	6-3	272	DL	R-FR	Indianapolis, Ind. (Bishop Chatard)
94	Mack Duffin	6-2	290	DL	5-SR	Avon, Ind. (Avon)
95	Ben Kimpler	6-5	247	DL	R-SO	Libertyville, Ill. (Libertyville)
96	Nate Trawick	5-11	335	DL	SR	Richmond, Ind. (Richmond)
97	Will Kellison	6-4	240	DL	FR	Indianapolis, Ind. (Bishop Chatard)
99	Elijah Watson	6-1	273	DL	SO	Hackensack N.J. (IMG Academy)
XX	Will Carlton			WR	FR	
XX	Chris Cavalaris				FR	
XX	Alec Bornhorst			QB	FR	
XX	Adam Wieczorek				FR	
XX	Alec Vianello				FR	

Team Statistics

Team Statistics	MIAMI	OPP
SCORING	293	289
Points Per Game	24.4	24.1
Points Off Turnovers	48	69
FIRST DOWNS	248	225
Rushing	88	97
Passing	135	98
Penalty	25	30
RUSHING YARDAGE	1763	2001
Yards gained rushing	1970	2248
Yards lost rushing	207	247
Rushing Attempts	444	449
Average Per Rush	4.0	4.5
Average Per Game	146.9	166.8
TDs Rushing	12	13
PASSING YARDAGE	2852	2410
Comp-Att-Int	211-387-11	192-365-11
Average Per Pass	7.4	6.6
Average Per Catch	13.5	12.6
Average Per Game	237.7	200.8
TDs Passing	24	19
TOTAL OFFENSE	4615	4411
Total Plays	831	814
Average Per Play	5.6	5.4
Average Per Game	384.6	367.6
KICK RETURNS: #-Yards	40-708	30-655
PUNT RETURNS: #-Yards	6-37	12-15
INT RETURNS: #-Yards	11-161	11-209
KICK RETURN AVERAGE	17.7	21.8
PUNT RETURN AVERAGE	6.2	1.2
INT RETURN AVERAGE	14.6	19.0
FUMBLES-LOST	9-7	10-6
PENALTIES-Yards	86-781	68-662
Average Per Game	65.1	55.2
PUNTS-Yards	64-2595	59-2341
Average Per Punt	40.5	39.7
Net punt average	38.8	37.4
KICKOFFS-Yards	58-3435	57-3396
Average Per Kick	59.2	59.6
Net kick average	38.9	40.1
TIME OF POSSESSION/Game	31:25	28:35
3RD-DOWN Conversions	63/168	69/178
3rd-Down Pct	38%	39%
4TH-DOWN Conversions	9/18	10/25
4th-Down Pct	50%	40%
SACKS BY-Yards	18-114	21-118
MISC YARDS	0	0
TOUCHDOWNS SCORED	37	37
FIELD GOALS-ATTEMPTS	12-16	10-20
ON-SIDE KICKS	1-2	1-2
RED-ZONE SCORES	(34-40) 85%	(26-35) 74%
RED-ZONE TOUCHDOWNS	(26-40) 65%	(17-35) 49%
PAT-ATTEMPTS	(35-36) 97%	(35-35) 100%
ATTENDANCE	98666	161285
Games/Avg Per Game	6/16444	6/26881
Neutral Site Games		0/0

Score by Quarters	1st	2nd	3rd	4th	OT	Total
Miami University	89	113	65	26	0	293
Opponents	76	89	52	72	0	289

Individual Statistics

Rushing	gp-gs	att	gain	loss	net	avg	td	lg	avg/g
YOUNG, Kenny	11-3	145	799	18	781	5.4	6	35	71.0
SMITH, Alonzo	11-10	144	676	16	660	4.6	2	27	60.0
RAGLAND, Gus	9-9	73	248	113	135	1.8	3	22	15.0
BESTER, Jaylon	10-1	20	117	6	111	5.6	0	37	11.1
ROSS, Leonard	6-0	20	58	1	57	2.8	1	8	9.5
THOMAS, Maurice	3-0	11	39	1	38	3.5	0	9	12.7
NIEMIEC, Grant	12-0	8	17	0	17	2.1	0	4	1.4
MURPHY, Jared	12-9	1	3	0	3	3.0	0	3	0.2
HILL, Isaiah	7-0	1	3	0	3	3.0	0	3	0.4
BAHL, Billy	4-3	9	9	23	-14	-1.6	0	9	-3.5
TEAM	10-0	12	1	29	-28	-2.3	0	1	-2.8
Total	12	444	1970	207	1763	4.0	12	37	146.9
Opponents	12	449	2248	247	2001	4.5	13	73	166.8

Passing	gp-gs	effic	comp-att-int	pct	yds	td	lg	avg/g
RAGLAND, Gus	9-9	137.32	150-269-7	55.8	2032	19	55	225.8
BAHL, Billy	4-3	118.27	61-117-4	52.1	820	5	57	205.0
TEAM	10-0	0.00	0-1-0	0.0	0	0	0	0.0
Total	12	131.21	211-387-11	54.5	2852	24	57	237.7
Opponents	12	119.22	192-365-11	52.6	2410	19	84	200.8

Receiving	gp-gs	no.	yds	avg	td	lg	avg/g
GARDNER, James	12-9	47	927	19.7	11	57	77.2
MURPHY, Jared	12-9	38	430	11.3	2	36	35.8
SMITH, Ryan	12-9	35	454	13.0	4	45	37.8
YOUNG, Kenny	11-3	27	250	9.3	2	30	22.7
MARTIN, Sam	12-11	25	359	14.4	3	50	29.9
MAYOCK, Luke	11-3	14	215	15.4	1	27	19.5
SMITH, Alonzo	11-10	9	74	8.2	0	23	6.7
BESTER, Jaylon	10-1	7	46	6.6	0	15	4.6
THOMAS, Maurice	3-0	5	71	14.2	0	55	23.7
BECKER, Nate	12-5	3	23	7.7	0	14	1.9
HARDY, Quentin	4-0	1	3	3.0	1	3	0.8
Total	12	211	2852	13.5	24	57	237.7
Opponents	12	192	2410	12.6	19	84	200.8

Punt Returns	no.	yds	avg	td	lg
MURPHY, Jared	6	37	6.2	0	12
Total	6	37	6.2	0	12
Opponents	12	15	1.2	0	10

Interceptions	no.	yds	avg	td	lg
ALLEN, Josh	3	49	16.3	1	49
REID, Tony	2	0	0.0	0	0
CONNOLLY, Sam	1	7	7.0	0	7
MONTGOMERY, D.	1	12	12.0	0	12
HARDING, Heath	1	0	0.0	0	0
ASSEH, Cedric	1	46	46.0	0	46
DANIELS, D.	1	0	0.0	0	0
MERIMEE, Matt	1	47	47.0	0	47
Total	11	161	14.6	1	49
Opponents	11	209	19.0	2	72

Kick Returns	no.	yds	avg	td	lg
BESTER, Jaylon	16	327	20.4	0	34
SMITH, Alonzo	7	106	15.1	0	21
YOUNG, Kenny	7	144	20.6	0	27
THOMAS, Maurice	6	98	16.3	0	28
MURPHY, Jared	2	33	16.5	0	19
EARNEST, Brad	1	0	0.0	0	0
MERIMEE, Matt	1	0	0.0	0	0
Total	40	708	17.7	0	34
Opponents	30	655	21.8	2	99

Fumble Returns	no.	yds	avg	td	lg
REID, Tony	1	4	4.0	0	4
KOENIG, Brad	1	6	6.0	0	6
HARDING, Heath	1	35	35.0	0	35
Total	3	45	15.0	0	35
Opponents	2	105	52.5	1	93

Defensive Statistics

			Tackles				Sacks	Pass defense			Fumbles		blkd	
##	Defensive Leaders	gp-gs	ua	a	tot	tfl/yds	no-yds	int-yds	brup	qbh	rcv-yds	ff	kick	saf
38	KOENIG, Brad	12-12	65	38	103	10.5-34	3.0-22	.	5	3	2-6	1	.	.
1R	REID, Tony	11-11	33	40	73	2.0-7	1.0-3	2-0	8	.	1-4	.	.	.
24	HARDING, Heath	11-11	42	21	63	2.5-13	.	1-0	9	.	1-35	2	.	.
21	MONTGOMERY, D.	9-9	28	33	61	3.5-7	.	1-12	2	.	.	2	.	.
5	MCMULLEN, J.	9-9	26	31	57	3.0-19	2.0-18	.	.	2	.	.	.	.
2	ALLEN, Josh	12-12	38	15	53	5.0-13	1.0-3	3-49	4	.	1-0	.	1	.
58	COSTIN, Doug	12-12	24	24	48	8.5-45	5.0-32	.	6	10	.	.	.	.
15	DANIELS, D.	12-11	24	11	35	.	.	1-0	8	.	.	.	.	.
92	CALCAGNO, P.	12-10	17	18	35	5.0-28	3.5-26	.	.	2	.	.	.	.
96	TRAWICK, Nate	12-12	9	22	31	3.0-11	1.0-8	.	.	1	.	.	.	.
48	CONNOLLY, Sam	11-3	14	14	28	3.0-3	.	1-7	.	.	.	.	.	.
8	THOMPSON, D.	12-2	14	12	26	0.5-2	.	.	1	.	1-0	.	.	.
55	ALLEN, Ikeem	12-12	11	14	25	2.5-6	1.5-2	.	2	6	.	1	.	.
27	BURSE, Kobe	12-1	12	13	25	1.5-1	.	.	.	.	.	.	.	.
1	ASSEH, Cedric	12-2	10	5	15	1.0-2	.	1-46	7	.	.	.	.	.
95	KIMPLER, Ben	11-0	5	9	14	2.0-3	.	.	1	.	.	.	.	.
9	EARNEST, Brad	10-0	7	6	13	.	.	.	.	.	.	.	.	.
30	MAIZE, Josh	9-1	10	3	13	1.5-2	.	.	.	3	.	.	.	.
49	BARATTI, Bart	12-0	6	5	11	.	.	.	.	.	.	.	.	.
94	DUFFIN, Mack	11-0	3	7	10	.	.	.	.	.	.	.	.	.
69	BURDINE, AJ	7-0	3	4	7	0.5-1	.	.	.	.	.	.	.	.
6	BANKS, Travion	12-1	4	2	6	.	.	.	.	.	.	.	.	.
17	REID, Myles	7-0	4	1	5	0.5-1	.	.	.	.	.	.	.	.
37	NIEMIEC, Grant	12-0	1	3	4	.	.	.	.	.	.	.	.	.
99	WATSON, Elijah	6-0	2	2	4	.	.	.	.	.	.	.	.	.
28	BROWN, Mike	12-0	2	2	4	.	.	.	.	.	.	.	.	.
61	SWARTS, Zach	11-0	1	3	4	.	.	.	.	1	.	.	.	.
22	MERIMEE, Matt	12-1	1	2	3	.	.	1-47	.	.	.	.	.	.
5T	TURNER, Cam	8-0	.	3	3	.	.	.	.	.	.	.	.	.
52	RIGG, Jordan	12-12	2	.	2	.	.	.	.	.	.	.	.	.
88	MURPHY, Jared	12-9	1	1	2	.	.	.	.	.	.	.	.	.
81	GARDNER, James	12-9	1	1	2	.	.	.	.	.	.	.	.	.
59	CRABTREE, Evan	12-0	.	2	2	.	.	.	.	.	.	.	.	.
46	HOMER, Andrew	8-0	.	1	1	.	.	.	.	.	.	.	.	.
3S	SALLQUIST, Liam	1-0	.	1	1	.	.	.	.	.	.	.	.	.
90	LEMON, Dean	1-0	.	1	1	.	.	.	.	.	.	.	.	.
12	GOWAN, Tay	3-0	.	1	1	.	.	.	.	.	.	.	.	.
44	BECKER, Nate	12-5	.	1	1	.	.	.	.	.	.	.	.	.
14	RAGLAND, Gus	9-9	.	1	1	.	.	.	.	.	.	.	.	.
86	MAYOCK, Luke	11-3	1	.	1	.	.	.	.	.	.	.	.	.
54	DOYLE, Tommy	5-4	1	.	1	.	.	.	.	.	.	.	.	.
79	SLOMAN, Sam	12-0	1	.	1	.	.	.	.	.	.	.	.	.
5B	BAHL, Billy	4-3	1	.	1	.	.	.	.	.	.	.	.	.
26	SMITH, Alonzo	11-10	.	1	1	.	.	.	.	.	.	.	.	.
3	YOUNG, Kenny	11-3	1	.	1	.	.	.	.	.	.	.	.	.
	Total	12	425	374	799	56-198	18-114	11-161	53	28	6-45	6	1	.
	Opponents	12	414	422	836	46-181	21-118	11-209	66	49	7-105	6	.	.

Start Chart

Offense	LT	LG	C	RG	RT	TE	WR	QB	TB	WR	WR
at Marshall	Rigg	McCollum	Godlevske	LaRubbio	Doyle	Smith	Murphy	Ragland	Smith	Martin	Becker (TE)
Austin Peay	Rigg	McCollum	Palmer	LaRubbio	Doyle	Smith	Murphy	Ragland	Smith	Martin	Gardner
Cincinnati	Rigg	McCollum	Palmer	LaRubbio	Doyle	Smith	Murphy	Ragland	Young	Martin	Mayock
at CMU	Rigg	McCollum	Palmer	LaRubbio	Doyle	Becker	Murphy	Ragland	Smith	Martin	Gardner
at Notre Dame	Rigg	McCollum	Palmer	LaRubbio	Skibinski	Smith	Murphy	Ragland	Smith	Martin	Gardner
BGSU	Rigg	McCollum	Palmer	LaRubbio	Skibinski	Smith	Bester	Ragland	Smith	Martin	Gardner
at Kent State	Rigg	McCollum	Palmer	LaRubbio	Skibinski	Smith	Murphy	Bahl	Smith	Martin	Gardner
Buffalo	Rigg	McCollum	Palmer	LaRubbio	Skibinski	Smith	Young (RB)	Bahl	Smith	Mayock	Gardner
at Ohio	Rigg	McCollum	Palmer	Diamond	Skibinski	Smith	Becker (TE)	Bahl	Smith	Martin	Gardner
Akron	Rigg	McCollum	Palmer	Diamond	Skibinski	Becker	Young (RB)	Ragland	Smith	Martin	Gardner
Eastern Mich.	Rigg	McCollum	Palmer	Diamond	Skibinsji	Becker	Murphy	Ragland	Smith	Martin	Gardner
at Ball State	Rigg	McCollum	Palmer	Diamond	Skibinski	Smith	Murphy	Ragland	Bester	Martin	Gardner

Defense	LE	DT	DT	RE	OLB	MLB	OLB	CB	S	S	CB
at Marshall	Costin	Allen	Trawick	Calcagno	Koenig	McMullen	Montgomery	Harding	Reid	Allen	Asseh
Austin Peay	Costin	Allen	Trawick	Calcagno	Koenig	McMullen	Montgomery	Harding	Reid	Allen	Daniels
Cincinnati	Costin	Allen	Trawick	Calcagno	Koenig	McMullen	Montgomery	Harding	Reid	Allen	Daniels
at CMU	Costin	Allen	Trawick	Calcagno	Koenig	Connolly	Montgomery	Harding	Reid	Allen	Daniels
at Notre Dame	Costin	Allen	Trawick	Calcagno	Koenig	Connolly	Montgomery	Harding	Merimee	Allen	Daniels
BGSU	Costin	Allen	Trawick	Calcagno	Koenig	Connolly	Montgomery	Harding	Reid	Allen	Daniels
at Kent State	Costin	Allen	Trawick	Calcagno	Koenig	McMullen	Montgomery	Harding	Reid	Allen	Daniels
Buffalo	Costin	Allen	Trawick	Calcagno	Koenig	McMullen	Montgomery	Asseh	Reid	Allen	Daniels
at Ohio	Costin	Allen	Trawick	Calcagno	Koenig	McMullen	Montgomery	Harding	Reid	Allen	Daniels
Akron	Costin	Allen	Trawick	Calcagno	Koenig	McMullen	Allen	Harding	Reid	Thompson	Daniels
Eastern Mich.	Costin	Allen	Trawick	Calcagno	Koenig	McMullen	Allen	Harding	Reid	Thompson	Daniels
at Ball State	Costin	Allen	Trawick	Calcagno	Koenig	McMullen	Allen	Harding	Reid	Thompson	Daniels

Game-by-Game Offensive Statistics

Game	Score	First Downs	Rushing No.-Yds.-TD	Passing C-A-I-Yds-TD	Tot. Off Pl.-Yds.	Fum-Lost	Pen-Yards	Third Downs	Poss.-Time
at Marshall	31	15	25-59-0	20-30-1-208-1	55-267	1-1	6-43	7-13	24:16
Miami	26	25	42-131-1	23-44-1-298	86-429	2-1	5-51	8-17	35:44
Austin Peay	10	12	37-160-1	11-18-1-110-0	55-270	3-2	6-49	5-13	24:29
at Miami	31	18	50-150-1	11-23-0-145-3	73-295	3-3	3-32	8-17	35:31
Cincinnati	21	21	35-139-0	24-43-2-222-1	78-361	0-0	6-56	8-19	30:20
at Miami	17	14	32-70-1	16-31-1-221-1	63-291	1-0	9-77	3-14	29:40
at Central Mich.	14	19	38-117-1	20-39-2-228-1	77-345	0-0	6-80	6-17	30:01
Miami	31	20	40-177-2	11-19-0-217-2	59-394	0-0	10-102	5-13	29:59
at Notre Dame	17	19	33-115-0	19-37-1-262-2	70-377	1-1	9-90	6-15	35:33
Miami	52	21	39-333-4	10-23-0-170-3	62-503	0-0	5-60	5-13	24:27
BGSU	37	26	41-293-1	12-26-1-230-3	67-505	0-0	10-95	4-9	24:14
at Miami	29	37	44-238-1	24043-1-374-2	87-612	1-1	7-62	4-12	35:46
at Kent State	17	12	44-167-0	10-18-0-161-2	62-328	0-0	3-39	7-17	31:12
Miami	14	19	34-161-0	12-30-2-174	64-335	0-0	7-40	3-13	28:48
Buffalo	14	14	25-69-0	17-41-1-202-2	66-271	3-1	5-50	7-17	26:39
at Miami	24	16	43-172-3	13-20-0-177-0	63-349	0-0	9-102	7-17	33:21
at Ohio	45	26	36-149-3	21-33-0-294-3	69-443	0-0	6-50	4-13	31:25
Miami	28	21	23-98-1	28-51-2-350-3	74-448	0-0	10-95	4-14	28:35
Akron	14	18	30-55-1	19-38-0-218-0	68-273	0-0	5-57	7-16	29:39
at Miami	24	26	36-185-0	17-30-2-235-3	66-420	0-0	4-40	4-10	30:31
Eastern Mich.	27	18	43-185-1	15-27-1-269-2	70-454	1-1	4-28	3-13	31:15
at Miami	24	19	38-141-2	22-32-1-251-1	70-392	1-1	11-75	6-14	28:45
at Ball State	7	23	56-293-1	13-29-2-98-0	85-391	2-1	6-55	6-18	34:57
Miami	28	14	29-125-0	15-27-0-148-3	56-273	0-0	2-15	5-12	25:03

RUSHING	Smith	Young	Thomas	Ross
at Marshall	13-59-0	9-37-0	2-1-0	1-2-0
Austin Peay	22-85-0	11-35-0	4-17-0	4-9-1
Cincinnati	-	18-57-1	3-17-0	1-0-0
at CMU	15-60-1	14-91-1	-	-
at Notre Dame	10-66-0	5-25-0	-	-
BGSU	10-46-0	19-113-0	-	-
at Kent State	14-96-0	13-83-0	-	-
Buffalo	22-56-1	18-125-2	-	-
at Ohio	10-81-1	9-21-0	-	-
Akron	13-51-0	16-109-0	-	-
Eastern Mich.	15-65-0	13-85-2	-	1-4-0
at Ball State	-	-	-	13-42-0

PASSING	Ragland	Bahl
at Marshall	23-44-1-298-2	-
Austin Peay	11-23-0-145-3	-
Cincinnati	16-31-1-221-1	-
at CMU	11-19-0-217-2	-
at Notre Dame	19-37-1-262-2	-
BGSU	16-26-1-255-2	8-17-119-0
at Kent State	-	12-29-174-2
Buffalo	-	13-20-0-177-0
at Ohio	-	28-51-2-350-3
Akron	17-30-2-235-3	-
Eastern Mich.	22-32-1-251-1	-
at Ball State	15-27-0-148-3	-

RECEIVING	Murphy	Martin	Gardner	Row	R. Smith	Becker	Young	Mayock	A. Smith	Thomas	Ross
at Marshall	5-69-0	1-6-0	8-11-0	-	7-98-2	-	1-12-0	-	-	-	
Austin Peay	2-13-0	1-11-0	5-117-2	-	-	1-3-0	2-1-1	-	-	-	
Cincinnati	-	3-34-0	-	-	2-21-0	-	3-23-0	4-74-1	-	4-69	-
at CMU	2-30-0	2-72-1	3-66-0	-	1-25-0	-	1-14-0	1-7-0	-	-	-
at Notre Dame	3-27-0	3-23-0	5-115-2	-	3-55-0	1-14-0	1-14-0	-	3-14-0	-	-
BGSU	5-89-1	-	5-126-1	-	4-33-0	-	3-29-0	4-51-0	2-32-0	-	-
at Kent State	2-21-0	-	3-67-1	-	4-39-1	-	1-11-0	2-36-0	-	-	-
Buffalo	1-10-0	3-43-0	3-79-0	-	2-13-0	-	3-29-0	-	-	-	-
at Ohio	4-26-0	5-81-0	10-166-3	-	5-57-0	-	3-15-0	-	1-5-0	-	-
Akron	3-33-0	2-28-1	2-39-1	-	2-40-0	1-6-0	7-89-1	-	-	-	-
Eastern Mich.	4-29-0	3-38-0	1-13-0	-	5-73-1	-	2-13-0	3-47-0	3-23-0	-	-
at Ball State	7-83-1	2-23-1	2-28-1	-	-	-	-	-	-	-	-

Scoring Drive Analysis

	Minus	0-9	10-19	20-29	30-39	40-49	50-59	60-69	70-79	80-89	90-99
Miami TD	-	2	-	-	3	3	5	5	12	4	1
Miami FG	-	1	-	-	1	4	2	3	-	-	1
Opponent TD	-	1	1	-	3	1	2	4	11	5	1
Opponent FG	-	2	-	-	-	3	1	2	1	-	-

Red Zone Analysis

	Miami				Opponent			
	Inside	Scores	TD/FG	Pct.	Inside	Scores	TD/FG	Pct.
at Marshall	3	3	2/1	1.000	2	1	0/1	.500
Austin Peay	3	2	2/0	.667	1	1	0/1	1.000
Cincinnati	4	3	2/1	.750	4	3	1/2	.750
at CMU	4	3	2/1	.750	3	1	1/0	.333
at Notre Dame	2	2	1/1	1.000	3	3	3/0	1.000
BGSU	4	2	1/1	.500	2	2	1/1	1.000
at Kent State	3	2	2/0	.667	3	2	1/1	.667
Buffalo	3	3	2/1	1.000	3	2	2/0	.667
at Ohio	3	3	3/0	1.000	6	6	5/1	1.000
Akron	3	3	2/1	1.000	2	1	1/0	.500
Eastern Mich.	4	4	3/1	1.000	5	4	2/2	.800
at Ball State	3	3	3/0	1.000	1	0	0/0	.000
Totals	36	30	23/7	.833	41	32	22/10	.780

Time of Possession

	Score	Overall	1st Qtr	2nd Qtr	3rd Qtr	4th Qtr
at Marshall	L, 26-31	35:44	8:39	9:19	9:35	8:11
Austin Peay	W, 31-10	35:31	11:25	7:46	4:14	12:06
Cincinnati	L, 21-17	29:40	7:46	6:00	6:02	9:52
at CMU	W, 31-14	29:59	3:53	9:43	8:32	7:53
at Notre Dame	L, 17-52	35:33	8:24	7:58	11:26	7:45
BGSU	L, 29-37	35:46	11:39	9:07	10:35	4:25
at Kent State	L, 14-17	28:48	6:35	6:11	8:29	7:33
Buffalo	W, 24-14	33:21	6:55	8:11	7:43	5:51
at Ohio	L, 28-45	28:35	7:42	6:10	8:16	6:27
Akron	W, 24-14	30:21	7:50	6:45	7:47	7:59
Eastern Mich.	L, 24-27	28:45	7:51	8:05	6:55	5:54
at Ball State	W, 28-7	25:03	6:12	8:09	6:40	4:02

Longest Plays Breakdown

20-YARD PLUS PLAYS

Yds	Type	Player(s)	Opponent
57	Pass	GARDNER, James from BAHL, Billy	Buffalo
55	Pass	THOMAS, Maurice from RAGLAND, Gus	Cincinnati
50*	Pass	MARTIN, Sam from RAGLAND, Gus	Central Michigan
49*	INT	ALLEN, Josh	Ball State
47	INT	MERIMEE, Matt	Central Michigan
46	INT	ASSEH, Cedric	Cincinnati
45	Pass	SMITH, Ryan from RAGLAND, Gus	Eastern Michigan
42*	Pass	GARDNER, James from RAGLAND, Gus	Austin Peay
37	Rush	BESTER, Jaylon	Ball State
36*	Pass	MURPHY, Jared from RAGLAND, Gus	BGSU
36	Pass	GARDNER, James from BAHL, Billy	Kent State
35*	Rush	YOUNG, Kenny	Buffalo
35	FR	HARDING, Heath	MARSHALL
34	Pass	GARDNER, James from BAHL, Billy	Ohio
34*	Pass	GARDNER, James from RAGLAND, Gus	Notre Dame
34*	Pass	GARDNER, James from RAGLAND, Gus	Austin Peay
34	Pass	GARDNER, James from RAGLAND, Gus	Central Michigan
34	KR	BESTER, Jaylon	Notre Dame
33	Pass	GARDNER, James from RAGLAND, Gus	Notre Dame
32*	Pass	GARDNER, James from RAGLAND, Gus	BGSU
31	Pass	GARDNER, James from BAHL, Billy	BGSU
31*	Rush	YOUNG, Kenny	Central Michigan
31	KR	BESTER, Jaylon	Notre Dame
30	Pass	GARDNER, James from BAHL, Billy	Ohio
30*	Pass	YOUNG, Kenny from RAGLAND, Gus	Akron
28	KR	THOMAS, Maurice	Austin Peay
28	KR	BESTER, Jaylon	Notre Dame
28	Pass	MARTIN, Sam from BAHL, Billy	Buffalo
27	KR	YOUNG, Kenny	Ohio
27	Rush	YOUNG, Kenny	Kent State
27	Pass	MAYOCK, Luke from BAHL, Billy	BGSU
27	Rush	SMITH, Alonzo	Notre Dame
27	Pass	GARDNER, James from BAHL, Billy	BGSU
26	KR	BESTER, Jaylon	Eastern Michigan
26	Pass	MAYOCK, Luke from BAHL, Billy	Kent State
25	KR	BESTER, Jaylon	Eastern Michigan
25	Pass	MAYOCK, Luke from RAGLAND, Gus	Eastern Michigan
25	Pass	SMITH, Ryan from RAGLAND, Gus	Central Michigan
25*	Pass	GARDNER, James from BAHL, Billy	Ohio
24	Pass	MURPHY, Jared from RAGLAND, Gus	Central Michigan
24	Pass	SMITH, Ryan from RAGLAND, Gus	Notre Dame
24	Pass	GARDNER, James from RAGLAND, Gus	BGSU
24*	Pass	MAYOCK, Luke from RAGLAND, Gus	Cincinnati
24	KR	BESTER, Jaylon	Eastern Michigan
23	Pass	MAYOCK, Luke from RAGLAND, Gus	Cincinnati
23	Pass	SMITH, Alonzo from RAGLAND, Gus	BGSU
23	Pass	MARTIN, Sam from RAGLAND, Gus	Cincinnati
23	KR	BESTER, Jaylon	Akron
23	Pass	GARDNER, James from BAHL, Billy	Ohio
23	Pass	SMITH, Ryan from RAGLAND, Gus	MARSHALL
23	Pass	YOUNG, Kenny from RAGLAND, Gus	Akron
22	KR	YOUNG, Kenny	Ohio
22	Pass	MARTIN, Sam from BAHL, Billy	Ohio
22	Pass	SMITH, Ryan from RAGLAND, Gus	MARSHALL
22	Pass	MURPHY, Jared from RAGLAND, Gus	Ball State
22	Rush	SMITH, Alonzo	Ohio
22	Pass	MARTIN, Sam from RAGLAND, Gus	Central Michigan
22	Pass	GARDNER, James from RAGLAND, Gus	MARSHALL
22	Pass	MAYOCK, Luke from RAGLAND, Gus	Cincinnati
22	Pass	SMITH, Ryan from BAHL, Billy	Kent State
22	Pass	SMITH, Ryan from RAGLAND, Gus	Notre Dame
22	Rush	RAGLAND, Gus	BGSU
21	KR	SMITH, Alonzo	Ohio
21	Rush	SMITH, Alonzo	Kent State
21	KR	YOUNG, Kenny	Kent State
21	Pass	SMITH, Ryan from RAGLAND, Gus	Akron
21	Pass	MURPHY, Jared from RAGLAND, Gus	BGSU
21	KR	YOUNG, Kenny	Buffalo
21	Pass	MARTIN, Sam from BAHL, Billy	Ohio
21	Pass	GARDNER, James from RAGLAND, Gus	Notre Dame
20	Pass	GARDNER, James from RAGLAND, Gus	Akron
20	Rush	YOUNG, Kenny	Notre Dame
20	KR	BESTER, Jaylon	Notre Dame
20	Pass	MURPHY, Jared from RAGLAND, Gus	MARSHALL
20	KR	YOUNG, Kenny	Ohio
20	Rush	YOUNG, Kenny	Kent State

* touchdown scored on play

LONG PLAYS BY THE NUMBERS

Long Plays By Yards	No.	TD
100+	0	0
90-99	0	0
80-89	0	0
70-79	0	0
60-69	0	0
50-59	3	1
40-49	5	2
30-39	17	7
20-29	51	2

Long Plays By Type	No.	TD
Rushing	10	2
Passing	47	9
Punt returns	0	0
Kick returns	15	0
Interceptions	3	1
Fumble returns	1	0
Other	0	0
TOTAL	76	12

20-YARD PLUS BY PLAYER

Player	No.	TD	R	P	KR	PR	IR	FR
GARDNER, James	18	5	0	18	0	0	0	0
YOUNG, Kenny	12	3	5	2	5	0	0	0
BESTER, Jaylon	9	0	1	0	8	0	0	0
SMITH, Ryan	8	0	0	8	0	0	0	0
MARTIN, Sam	6	1	0	6	0	0	0	0
MAYOCK, Luke	6	1	0	6	0	0	0	0
MURPHY, Jared	5	1	0	5	0	0	0	0
SMITH, Alonzo	5	0	3	1	1	0	0	0
THOMAS, Maurice	2	0	0	1	1	0	0	0
ALLEN, Josh	1	1	0	0	0	0	1	0
HARDING, Heath	1	0	0	0	0	0	0	1
ASSEH, Cedric	1	0	0	0	0	0	1	0
MERIMEE, Matt	1	0	0	0	0	0	1	0
RAGLAND, Gus	1	0	1	0	0	0	0	0
TOTAL	76	12	10	47	15	0	3	1

LONGEST PLAYS OF THE YEAR

Rushing
37 BESTER, Jaylon vs Ball State (11/21/2017)

Rushing Touchdown
35 YOUNG, Kenny vs Buffalo (10/21/2017)

Passing
57 GARDNER, James from BAHL, Billy vs Buffalo (10/21/2017)

Passing Touchdown
50 MARTIN, Sam from RAGLAND, Gus vs Central Michigan (9/23/2017)

Punt Return
12 MURPHY, Jared vs Central Michigan (9/23/2017)

Kick Return
34 BESTER, Jaylon vs Notre Dame (9/30/2017)

Interception Return
49 ALLEN, Josh vs Ball State (11/21/2017)

Fumble Return
35 HARDING, Heath vs MARSHALL (9/2/2017)

Punt
64 KRAMER, Kyle vs Central Michigan (9/23/2017)

Field Goal
45 SLOMAN, Sam vs BGSU (10/7/2017)

The Last Time...

A MIAMI PLAYER ...

Had 100 yards rushing
Kenny Young (125) vs. Buffalo, 2017 (18 att.)

Had 200 yards rushing
Steve Little (222) at Buffalo, 2000

Had 300 yards rushing
Travis Prentice (376) vs. Akron, 1999

Had consecutive 200-yard rushing games
Travis Prentice at Ohio (227) and
vs. Northern Illinois (239), 197

Had four rushing TDs
Cal Murray (4) vs. Kent State, 2000

Had four rushing TDs in a half
Cal Murray (4) vs. Kent State, 2000 (1st)

Had 300 yards passing
Gus Ragland (380) vs. Ball State, 2016

Had 400 yards passing
Andrew Hendrix (437) vs. UMass, 2014

Had 500 yards passing
Zac Dysert (516) at Akron, 2012

Had four straight 300-yard passing games
Ben Roethlisberger (Sept. 13-Oct. 4, 2003)

Had five passing TDs
Zac Dysert (6) at Akron, 2012

Had 10 receptions
Nick Harwell (11) at Central Michigan, 2012

Had 150 yards receiving
Nick Harwell (215) at Central Michigan, 2012

Had 200 yards receiving
Nick Harwell (215) at Central Michigan, 2012

Had three receiving TDs
Nick Harwell (3) at Buffalo, 2012

Had four receiving TDs
Andy Schillinger (4) vs. Central Michigan, 1986
Sam Martin (4) vs. UMass, 2014

Returned punt for TD
Eugene Harris (63) at Northern Illinois, 2008

Returned two punts for TD
Ryne Robinson (86, 76) vs. Buffalo, 2003

Returned kickoff for TD
DeMarrio Jones at Kent, 1997 (88 yards)

Returned opening kickoff for TD
Chris Thomas vs. Ball State, 1986 (96 yards)

Returned interception for TD
Brison Burris vs. Buffalo, 2015 (76 yards)

Returned/Recovered fumble for TD
Chris Wade at Kentucky, 2013 (6 yards)

Returned blocked punt for TD
Evan Harris vs. Kent State, 2010 (18 yards)

Returned blocked field goal for TD
Shean Williams at Western Michigan, 1991
(70 yards)

Returned blocked PAT for a score
Chad Brightman vs. Kent, 1996

Scored a safety
C.J. Marck sack at Kent State, 2011

Allowed a safety
Sacked in endzone at Central Michigan, 2012

Recovered three fumbles
Brad Cousino vs. Western Michigan, 1972

MIAMI ...

Had 300 yards rushing
399 vs. Akron, 1999

Surrendered 300 yards rushing
333 vs. Notre Dame, 2017

Had 400 yards rushing
478 at Western Michigan, 1975

Had a 200- and 100-yard rusher
Ty King (205) and Travis Prentice (102)
vs. Kent, 1996

Surrendered 400 yards rushing
433 at NIU, 2014

Had less than 50 yards rushing
26 vs. Kent State, 2012

Surrendered less than 50 yards rushing
33 at Eastern Michigan, 2016

Was held to minus rushing yards
-1 at Ohio State, 2012

Held opponent to minus rushing yards
-1 vs. Akron, 1995

Had 300 yards passing
374 vs. BGSU, 2017

Surrendered 300 yards passing
389 vs. UMass, 2014

Had 400 yards passing
437 vs. UMass, 2014

Had 500 yards passing
516 at Akron, 2012

Surrendered 400 yards passing
413 at Kentucky, 2013

Had less than 10 yards passing
7 at Washington, 1984

Surrendered less than 10 yards passing
7 at Ohio, 1995

Had two 100-yard receivers in a game
David Frasier (106 yards) and Rokeem Williams (105 yards) vs. Eastern Kentucky in 2014

Had 500 yards total offense
557 vs. UMass, 2014

Surrendered 500 yards total offense
505 vs. BGSU, 2017

Had 600 yards total offense
612 vs. BGSU, 2017

Surrendered 600 yards total offense
601 at Illinois, 2013

Had 700 yards total offense
705 at Akron, 2012

Had less than 75 yards total offense
51 at Miami (FL), 1987

Surrendered less than 75 yards total offense
39 vs. Akron, 1995

Surrendered less than 5 yards total offense
2 vs. Marshall, 1971

Held opponent to negative yards of total offense
-18 vs. Marshall, 1967

Intercepted five passes
5 vs. Cincinnati, 2005

Was intercepted five times
5 vs. Bowling Green, 2005

Was intercepted six times
6 at Central Michigan, 1990

Returned two interceptions for touchdowns
John Busing (65 yards) and Darrell Hunter (64 yards) at Ball State, 2003

Recovered five fumbles
5 vs. Buffalo, 2005

Recovered six fumbles
6 at North Carolina, 2002

Caused seven turnovers
8 vs. Buffalo, 2005
(5 fumbles, 3 interceptions)

Caused eight turnovers
8 vs. Buffalo, 2005
(5 fumbles, 3 interceptions)

Caused nine turnovers
9 at North Carolina, 2002
(6 fumbles, 3 interceptions)

Had seven turnovers
7 vs. Bowling Green, 2005
(5 interceptions, 2 fumbles)

Had eight turnovers
8 vs. Toledo, 1959
(1 interception, 7 fumbles)

Had no punts in a game
at UCF, 2003

Did not force a punt
at Boise State, 2012

Held opponent scoreless
7-0 vs. Akron, 2007

Was held scoreless
14-0 vs. Cincinnati, 2013

Won a game on the final play
24-21 at Bowling Green, 2010
(Cook 33-yd. field goal)

Won a game with a TD on the final play
30-28 vs. Akron, 2001
(Tillitz 70-yard pass from Roethlisberger)

Lost a game on the final play
24-27 at Bufffalo, 2012 (Clarke 47-yard FG)

Was ranked in AP Top 25
No. 10 in Final Rankings, 2004

Was ranked in AP Top 10
No. 10 on Jan. 2, 1974 (Highest ranking) and in Final Rankings, 2004

Defeated a team ranked in the Top 25
Miami 23, Ohio 20, 2012
(No. 23 by AP; No. 24 by USA Today/ESPN)

Defeated a team ranked in Top 10
Miami 21, No. 8 LSU 12, 1986
(Highest-ranked team Miami has ever defeated)

Game-by-Game Recaps

MIAMI 26
MARSHALL 31

Sept. 2, 2017
Joan C. Edwards Stadium • Huntington, W. Vir.
Attendance: 22,463

The Miami University football dropped its opening game, 31-26, to Marshall Saturday evening in Huntington, West Virginia.

The RedHawks outgained the Thundering Herd 429-267, but Marshall used two kickoff returns and an interception return for three of its scores.

Redshirt junior quarterback Gus Ragland finished the game 23-for-44 for 298 yards, two touchdowns and one interception. His top target was junior wide receiver James Gardner, who led Miami with eight catches for 111 yards.

Quickie Statistics (Final)
Miami University vs MARSHALL (Sep 02, 2017 at Huntington, WV)

	MIAMI	MAR
Score	26	31
FIRST DOWNS	25	15
RUSHES-YARDS (NET)	42-131	25-59
PASSING YDS (NET)	298	208
Passes Att-Comp-Int	44-23-1	30-20-1
TOTAL OFFENSE PLAYS-YARDS	86-429	55-267
Fumble Returns-Yards	1-35	1-12
Punt Returns-Yards	1-9	1-0
Kickoff Returns-Yards	1-11	5-214
Interception Returns-Yards	1-0	1-72
Punts (Number-Avg)	4-39.2	4-49.0
Fumbles-Lost	2-1	1-1
Penalties-Yards	5-51	6-43
Possession Time	35:44	24:16
Third-Down Conversions	8 of 17	7 of 13
Fourth-Down Conversions	3 of 3	0 of 1
Red-Zone Scores-Chances	4-4	1-2

Miami University

Rushing	No.	Gain	Loss	Net	TD	Lg	Avg
SMITH, Alonzo	13	59	0	59	0	18	4.5
YOUNG, Kenny	9	37	0	37	0	10	4.1
RAGLAND, Gus	15	45	16	29	1	9	1.9
THOMAS, Maurice	4	5	1	4	0	3	1.0

Passing	C-A-I	Yds	TD	Long	Sack
RAGLAND, Gus	23-44-1	298	2	23	2

Receiving	No.	Yards	TD	Long
GARDNER, James	8	111	0	22
SMITH, Ryan	7	98	2	23
MURPHY, Jared	5	69	0	20
YOUNG, Kenny	1	12	0	12

Punting	No.	Yds	Avg	Long	In20	TB
KRAMER, Kyle	4	157	39.2	42	1	0

Punt Returns	No.	Yards	TD	Long
MURPHY, Jared	1	9	0	9

Kick Returns	No.	Yards	TD	Long
THOMAS, Maurice	1	11	0	11

Tackles	UA-A	Total	Sacks	TFL
KOENIG, Brad	6-8	14	0.0	0.5
HARDING, Heath	5-3	8	0.0	0.5
MONTGOMERY, D.	1-7	8	0.0	0.5
REID, Tony	0-7	7	0.0	0.5

MARSHALL

Rushing	No.	Gain	Loss	Net	TD	Lg	Avg
RODRIGUEZ, Trey	18	61	7	54	0	14	3.0
ANDERSON, A.	3	11	0	11	0	6	3.7
DAVIS, Keion	2	5	0	5	0	4	2.5
VEDVIK, Kaare	1	0	3	-3	0	0	-3.0

Passing	C-A-I	Yds	TD	Long	Sack
LITTON, Chase	20-30-1	208	1	49	1

Receiving	No.	Yards	TD	Long
JOHNSON, Willie	7	88	0	49
WILLIAMS, M.	5	30	0	20
BRADY, Tyre	3	54	1	26
RODRIGUEZ, Trey	3	17	0	9

Punting	No.	Yds	Avg	Long	In20	TB
VEDVIK, Kaare	4	196	49.0	57	2	1

Punt Returns	No.	Yards	TD	Long
RODRIGUEZ, Trey	1	0	0	0

Kick Returns	No.	Yards	TD	Long
DAVIS, Keion	3	196	2	99
YURACHEK, Ryan	1	5	0	5

Tackles	UA-A	Total	Sacks	TFL
DRAYTON, B.	6-6	12	0.0	0.0
HANCOCK, Chase	4-6	10	1.0	2.0
HERNANDEZ, F.	1-8	9	0.0	0.0
JACKSON, Chris	5-3	8	0.0	0.0

Qtr	Time	Scoring Play	V-H
1st	14:48	MAR - DAVIS, Keion 99 yd kickoff return (VEDVIK, Kaare kick)	0 - 7
	08:34	MIAMI - SLOMAN, Sam 27 yd field goal, 15-66 6:14	3 - 7
2nd	13:57	MIAMI - RAGLAND, Gus 1 yd run (SLOMAN, Sam kick), 4-3 1:55	10 - 7
	09:36	MAR - BRADY, Tyre 22 yd pass from LITTON, Chase (VEDVIK, Kaare kick), 11-98 4:21	10 - 14
	03:15	MIAMI - SLOMAN, Sam 42 yd field goal, 13-50 6:21	13 - 14
	03:03	MAR - DAVIS, Keion 97 yd kickoff return (VEDVIK, Kaare kick)	13 - 21
3rd	05:30	MAR - JACKSON, Chris 72 yd interception return (VEDVIK, Kaare kick)	13 - 28
	02:05	MIAMI - SMITH, Ryan 11 yd pass from RAGLAND, Gus (SLOMAN, Sam kick), 9-75 3:25	20 - 28
4th	11:31	MAR - VEDVIK, Kaare 27 yd field goal, 7-44 2:51	20 - 31
	08:01	MIAMI - SMITH, Ryan 19 yd pass from RAGLAND, Gus (SMITH, Alonzo rush failed), 11-84 3:30	26 - 31

AUSTIN PEAY 10
MIAMI 31

Sept. 9, 2017
Yager Stadium • Oxford, Ohio
Attendance: 15,960

Three fourth quarter turnovers by the defense energized the Miami football team and allowed it to pull away with a 31-10 victory over Austin Peay on Saturday afternoon. The RedHawks' (1-1) big plays allowed them to hold the ball for 12:06 in the fourth quarter to allow them to even their record on the season.

Miami outgained Austin Peay 295-270 on the day with both teams ending up with three turnovers. Gardner paced the offense with five catches for 117 yards and hauled in two of Ragland's (11-of-23 for 145 yards) three touchdown passes. Smith finished with 85 yards rushing on 22 carries to lead MU's ground attack. Defensively, Montgomery finished with a team-high nine tackles and forced two fumbles while Reid nabbed an interception and pounced on a loose ball after a kickoff.

Quickie Statistics (Final)
Austin Peay vs Miami University (Sep 09, 2017 at Oxford, Ohio)

	APSU	MIAMI
Score	10	31
FIRST DOWNS	12	18
RUSHES-YARDS (NET)	37-160	50-150
PASSING YDS (NET)	110	145
Passes Att-Comp-Int	18-11-1	23-11-0
TOTAL OFFENSE PLAYS-YARDS	55-270	73-295
Fumble Returns-Yards	0-0	1-4
Punt Returns-Yards	1-0	1-5
Kickoff Returns-Yards	3-71	2-47
Interception Returns-Yards	0-0	1-0
Punts (Number-Avg)	4-34.8	4-41.8
Fumbles-Lost	3-2	3-3
Penalties-Yards	6-49	3-32
Possession Time	24:29	35:31
Third-Down Conversions	5 of 13	8 of 17
Fourth-Down Conversions	0 of 3	3 of 4
Red-Zone Scores-Chances	1-1	2-3

Austin Peay

Rushing	No.	Gain	Loss	Net	TD	Lg	Avg
CRAIG, JaVaughn	5	54	0	54	1	22	10.8
TANNER, Ahmaad	4	51	0	51	0	25	12.8
WILLIAMS, Kente	9	27	1	26	0	8	2.9
OATSVALL, Jerem	9	35	18	17	0	13	1.9

Passing	C-A-I	Yds	TD	Long	Sack
OATSVALL, Jerem	7-12-1	75	0	25	1
CRAIG, JaVaughn	4-6-0	35	0	13	0

Receiving	No.	Yards	TD	Long
COLEMAN, James	3	23	0	13
GOULBOURNE, Kad	2	29	0	25
SOUMARE, Gorel	2	19	0	13
WILLIAMS, Kente	1	17	0	17

Punting	No.	Yds	Avg	Long	In20	TB
STUART, Devin	4	139	34.8	47	0	0

Punt Returns	No.	Yards	TD	Long
ROLLINS-DAVIS	1	0	0	0

Kick Returns	No.	Yards	TD	Long
ROLLINS-DAVIS	3	71	0	27

Tackles	UA-A	Total	Sacks	TFL
DAVIS, Malik	7-5	12	0.0	0.0
SCHOLATO, Gun	4-7	11	0.0	1.5
MITCHELL, Jer.	3-6	9	0.0	0.0
JACKSON, Kordel	5-1	6	1.0	1.0

Miami University

Rushing	No.	Gain	Loss	Net	TD	Lg	Avg
SMITH, Alonzo	22	90	5	85	0	12	3.9
YOUNG, Kenny	11	37	2	35	0	8	3.2
THOMAS, Maurice	4	17	0	17	0	6	4.2
BESTER, Jaylon	2	11	0	11	0	11	5.5

Passing	C-A-I	Yds	TD	Long	Sack
RAGLAND, Gus	11-23-0	145	3	42	3

Receiving	No.	Yards	TD	Long
GARDNER, James	5	117	2	42
MURPHY, Jared	2	13	0	9
YOUNG, Kenny	2	1	1	5
MARTIN, Sam	1	11	0	11

Punting	No.	Yds	Avg	Long	In20	TB
KRAMER, Kyle	4	167	41.8	50	1	0

Punt Returns	No.	Yards	TD	Long
MURPHY, Jared	1	5	0	5

Kick Returns	No.	Yards	TD	Long
THOMAS, Maurice	2	47	0	28

Tackles	UA-A	Total	Sacks	TFL
MONTGOMERY, D.	5-4	9	0.0	0.5
REID, Tony	5-0	5	0.0	0.0
KOENIG, Brad	4-1	5	1.0	1.0
COSTIN, Doug	4-1	5	0.0	0.0

Qtr	Time	Scoring Play	V-H
1st	04:35	MIAMI - YOUNG, Kenny 5 yd pass from RAGLAND, Gus (SLOMAN, Sam kick), 15-60 6:48	0 - 7
	02:20	APSU - CRAIG, JaVaughn 22 yd run (BIRCHFIELD, Log kick), 5-71 2:09	7 - 7
2nd	14:46	MIAMI - GARDNER, James 42 yd pass from RAGLAND, Gus (SLOMAN, Sam kick), 8-68 2:27	7 - 14
	09:55	MIAMI - GARDNER, James 34 yd pass from RAGLAND, Gus (SLOMAN, Sam kick), 5-45 2:55	7 - 21
3rd	08:14	APSU - PHILLIPS, Cole 37 yd field goal, 4-3 1:51	10 - 21
4th	07:54	MIAMI - ROSS, Leonard 1 yd run (SLOMAN, Sam kick), 10-40 5:19	10 - 28
	05:28	MIAMI - SLOMAN, Sam 41 yd field goal, 4-2 2:26	10 - 31

Game-by-Game Recaps

CINCINNATI 21
MIAMI 17

Sept. 16, 2017
Yager Stadium • Oxford, Ohio
Attendance: 21,811

As has been the case in most recent Battle for the Victory Bell tilts, the Miami football team came achingly close to bringing the bell back to Oxford before a Cincinnati rally.

The RedHawks (1-2) held a 17-6 lead with under five minutes remaining, but the Bearcats scored 15 points down the stretch to prevail 21-17 at Yager Stadium on Saturday night.

A 14-yard interception return by Malik Clements with 1:07 left in regulation proved the winning score as UC completed the comeback.

Quickie Statistics (Final)
Cincinnati vs Miami University (Sep 16, 2017 at Oxford, Ohio)

	CIN	MIAMI
Score	21	17
FIRST DOWNS	21	14
RUSHES-YARDS (NET)	35-139	32-70
PASSING YDS (NET)	222	221
Passes Att-Comp-Int	43-24-2	31-16-1
TOTAL OFFENSE PLAYS-YARDS	78-361	63-291
Fumble Returns-Yards	0-0	0-0
Punt Returns-Yards	0-0	1-6
Kickoff Returns-Yards	3-68	5-60
Interception Returns-Yards	1-14	2-58
Punts (Number-Avg)	4-42.5	8-45.5
Fumbles-Lost	0-0	1-0
Penalties-Yards	6-56	9-77
Possession Time	30:20	29:40
Third-Down Conversions	8 of 19	3 of 14
Fourth-Down Conversions	0 of 1	0 of 1
Red-Zone Scores-Chances	3-4	3-4

Cincinnati

Rushing	No.	Gain	Loss	Net	TD	Lg	Avg
DOAKS, Gerrid	17	72	1	71	0	12	4.2
WARREN, M.	9	51	0	51	0	24	5.7
MOORE, Hayden	8	29	11	18	0	8	2.2
TEAM	1	0	1	-1	0	0	-1.0

Passing	C-A-I	Yds	TD	Long	Sack
MOORE, Hayden	24-43-2	222	1	29	1

Receiving	No.	Yards	TD	Long
LEWIS, Kahlil	7	83	1	27
GEDDIS, Thomas	5	52	0	15
PINCKNEY, JJ	2	28	0	19
DOAKS, Gerrid	2	25	0	29

Punting	No.	Yds	Avg	Long	In20	TB
SMITH, James	4	170	42.5	45	1	0

Punt Returns	No.	Yards	TD	Long

Kick Returns	No.	Yards	TD	Long
WARREN, M.	3	68	0	28

Tackles	UA-A	Total	Sacks	TFL
MINOR, Jaylyin	4-6	10	0.0	0.0
CLEMENTS, Malik	4-3	7	0.0	0.0
GILBERT, Tyrell	3-4	7	0.0	0.0
COPELAND, M.	3-4	7	1.0	3.0

Miami University

Rushing	No.	Gain	Loss	Net	TD	Lg	Avg
YOUNG, Kenny	18	61	4	57	1	16	3.2
THOMAS, Maurice	3	17	0	17	0	9	5.7
ROSS, Leonard	1	0	0	0	0	0	0.0
RAGLAND, Gus	10	22	26	-4	0	6	-0.4

Passing	C-A-I	Yds	TD	Long	Sack
RAGLAND, Gus	16-31-1	221	1	55	3

Receiving	No.	Yards	TD	Long
MAYOCK, Luke	4	74	1	24
THOMAS, Maurice	4	69	0	55
MARTIN, Sam	3	34	0	23
YOUNG, Kenny	3	23	0	13

Punting	No.	Yds	Avg	Long	In20	TB
KRAMER, Kyle	8	364	45.5	51	4	1

Punt Returns	No.	Yards	TD	Long
MURPHY, Jared	1	6	0	6

Kick Returns	No.	Yards	TD	Long
THOMAS, Maurice	3	40	0	14
YOUNG, Kenny	1	15	0	15

Tackles	UA-A	Total	Sacks	TFL
REID, Tony	4-7	11	0.0	0.0
MONTGOMERY, D.	3-7	10	0.0	1.0
ALLEN, Josh	5-3	8	0.0	0.5
HARDING, Heath	4-4	8	0.0	1.0

Qtr	Time	Scoring Play	V-H
1st	05:12	CIN - PASLEY, Josh 41 yd field goal, 12-47 5:15	3 - 0
	03:37	MIAMI - MAYOCK, Luke 24 yd pass from RAGLAND, Gus (SLOMAN, Sam kick), 4-85 1:29	3 - 7
3rd	09:55	MIAMI - YOUNG, Kenny 1 yd run (SLOMAN, Sam kick), 6-34 3:25	3 - 14
4th	11:38	CIN - PASLEY, Josh 36 yd field goal, 11-61 3:08	6 - 14
	04:45	MIAMI - SLOMAN, Sam 37 yd field goal, 13-60 6:48	6 - 17
	02:52	CIN - LEWIS, Kahlil 20 yd pass from MOORE, Hayden (LEWIS, Kahlil pass from MOORE, Hayden), 8-75 1:53	14 - 17
	01:07	CIN - CLEMENTS, Malik 14 yd interception return (PASLEY, Josh kick)	21 - 17

MIAMI 31
CENTRAL MICHIGAN 14

Sept. 23, 2017
Kelly/Shorts Stadium • Mt. Pleasant, Mich.
Attendance: 17,193

A win can cure all ailments and a win is what the Miami football team got as it opened Mid-American Conference play with a convincing 31-14 win at Central Michigan on Saturday.

Gus Ragland accounted for the RedHawks' (2-2, 1-0 MAC) first three touchdowns on the day and averaged nearly 20 yards per completion, while their defense posted a second half shut-out to secure their first league win.

Quickie Statistics (Final)
Miami University vs Central Michigan (Sep 23, 2017 at Mount Pleasant, Mich)

	MIAMI	CMU
Score	31	14
FIRST DOWNS	20	19
RUSHES-YARDS (NET)	40-177	38-117
PASSING YDS (NET)	217	228
Passes Att-Comp-Int	19-11-0	39-20-2
TOTAL OFFENSE PLAYS-YARDS	59-394	77-345
Fumble Returns-Yards	0-0	0-0
Punt Returns-Yards	2-16	0-0
Kickoff Returns-Yards	2-0	1-14
Interception Returns-Yards	2-54	0-0
Punts (Number-Avg)	7-42.1	6-49.5
Fumbles-Lost	0-0	0-0
Penalties-Yards	10-102	6-80
Possession Time	29:59	30:01
Third-Down Conversions	5 of 13	6 of 17
Fourth-Down Conversions	0 of 0	1 of 3
Red-Zone Scores-Chances	3-4	1-3

Miami University

Rushing	No.	Gain	Loss	Net	TD	Lg	Avg
YOUNG, Kenny	14	98	7	91	1	31	6.5
SMITH, Alonzo	15	60	0	60	0	13	4.0
RAGLAND, Gus	10	43	8	35	1	9	3.5
TEAM	1	0	9	-9	0	0	-9.0

Passing	C-A-I	Yds	TD	Long	Sack
RAGLAND, Gus	11-19-0	217	2	50	2

Receiving	No.	Yards	TD	Long
GARDNER, James	3	66	0	34
MARTIN, Sam	2	72	1	50
MURPHY, Jared	2	30	0	24
SMITH, Ryan	1	25	0	25

Punting	No.	Yds	Avg	Long	In20	TB
KRAMER, Kyle	7	295	42.1	64	4	0

Punt Returns	No.	Yards	TD	Long
MURPHY, Jared	2	16	0	12

Kick Returns	No.	Yards	TD	Long
EARNEST, Brad	1	0	0	0
MERIMEE, Matt	1	0	0	0

Tackles	UA-A	Total	Sacks	TFL
CONNOLLY, Sam	7-2	9	0.0	1.0
KOENIG, Brad	7-0	7	0.0	0.0
MONTGOMERY, D.	5-1	6	0.0	1.0
DANIELS, D.	4-1	5	0.0	0.0

Central Michigan

Rushing	No.	Gain	Loss	Net	TD	Lg	Avg
WARD,Jonathan	22	59	3	56	0	7	2.5
MORRIS,Shane	7	40	7	33	1	23	4.7
POLJAN,Tony	2	19	0	19	0	16	9.5
GWILLY,K.	5	10	1	9	0	5	1.8

Passing	C-A-I	Yds	TD	Long	Sack
MORRIS,Shane	15-33-2	195	1	31	0
POLJAN,Tony	4-5-0	24	0	12	0

Receiving	No.	Yards	TD	Long
COOPER,Eric	6	81	1	28
CHAPMAN,Mark	4	71	0	31
WARD,Jonathan	4	41	0	22
EDWARDS,B.	2	5	0	4

Punting	No.	Yds	Avg	Long	In20	TB
SHELDON,Jack	6	297	49.5	59	2	1

Punt Returns	No.	Yards	TD	Long

Kick Returns	No.	Yards	TD	Long
LAVALLII,O.	1	14	0	14

Tackles	UA-A	Total	Sacks	TFL
OSTMAN,Joe	5-3	8	2.0	2.0
FOUNTAIN,Malik	5-1	6	0.0	0.0
COLEMAN,Amari	4-1	5	0.0	0.0
COX,Josh	3-2	5	0.0	0.0

Qtr	Time	Scoring Play	V-H
1st	10:37	MIAMI - RAGLAND, Gus 6 yd run (SLOMAN, Sam kick), 9-75 4:23	7 - 0
	01:19	MIAMI - HARDY, Quentin 3 yd pass from RAGLAND, Gus (SLOMAN, Sam kick), 10-70 4:00	14 - 0
2nd	10:39	CMU - MORRIS,Shane 2 yd run (ARMSTRONG,M. kick), 14-75 5:40	14 - 7
	09:20	MIAMI - MARTIN, Sam 50 yd pass from RAGLAND, Gus (SLOMAN, Sam kick), 3-77 1:19	21 - 7
	02:35	MIAMI - YOUNG, Kenny 31 yd run (SLOMAN, Sam kick), 2-52 1:18	28 - 7
	01:00	CMU - COOPER,Eric 28 yd pass from MORRIS,Shane (ARMSTRONG,M. kick), 6-67 1:35	28 - 14
3rd	01:38	MIAMI - SLOMAN, Sam 34 yd field goal, 5-37 2:34	31 - 14

Game-by-Game Recaps

MIAMI 17
NOTRE DAME 52

Sept. 30, 2017
Notre Dame Stadium • South Bend, Ind.
Attendance: 77,622

The Miami football team's offense showed some poise in hostile territory, but Notre Dame's rushing attack proved too much as the RedHawks fell 52-17 on Saturday night.

Miami (2-3) posted 377 yards of offense and held the ball for over 35 minutes, but early turnovers proved costly as Notre Dame (4-1) won the second all-time meeting between the schools.

Quickie Statistics (Final)
Miami University vs #22 Notre Dame (Sep 30, 2017 at Notre Dame, IN)

	MIAMI	ND
Score	17	52
FIRST DOWNS	19	21
RUSHES-YARDS (NET)	33-115	39-333
PASSING YDS (NET)	262	170
Passes Att-Comp-Int	37-19-1	23-10-0
TOTAL OFFENSE PLAYS-YARDS	70-377	62-503
Fumble Returns-Yards	0-0	0-0
Punt Returns-Yards	0-0	0-0
Kickoff Returns-Yards	7-163	2-26
Interception Returns-Yards	0-0	1-42
Punts (Number-Avg)	5-35.8	4-33.0
Fumbles-Lost	1-1	0-0
Penalties-Yards	9-90	5-60
Possession Time	35:33	24:27
Third-Down Conversions	6 of 15	5 of 13
Fourth-Down Conversions	0 of 2	2 of 2
Red-Zone Scores-Chances	2-2	3-3

Miami University

Rushing	No.	Gain	Loss	Net	TD	Lg	Avg
SMITH, Alonzo	10	66	0	66	0	27	6.6
BESTER, Jaylon	5	26	0	26	0	11	5.2
YOUNG, Kenny	5	27	2	25	0	20	5.0
NIEMIEC, Grant	5	9	0	9	0	4	1.8

Passing	C-A-I	Yds	TD	Long	Sack
RAGLAND, Gus	19-37-1	262	2	34	3

Receiving	No.	Yards	TD	Long
GARDNER, James	5	115	2	34
SMITH, Ryan	3	55	0	24
MURPHY, Jared	3	27	0	19
MARTIN, Sam	3	23	0	9

Punting	No.	Yds	Avg	Long	In20	TB
KRAMER, Kyle	5	179	35.8	49	2	1

Punt Returns	No.	Yards	TD	Long

Kick Returns	No.	Yards	TD	Long
BESTER, Jaylon	7	163	0	34

Tackles	UA-A	Total	Sacks	TFL
ALLEN, Josh	5-2	7	0.0	1.0
CONNOLLY, Sam	4-3	7	0.0	0.0
HARDING, Heath	4-3	7	0.0	0.0

Notre Dame

Rushing	No.	Gain	Loss	Net	TD	Lg	Avg
ADAMS, Josh	8	162	3	159	2	73	19.9
JONES, T.	4	48	0	48	0	32	12.0
McINTOSH	12	47	0	47	1	26	3.9
BOOK	3	37	0	37	0	26	12.3

Passing	C-A-I	Yds	TD	Long	Sack
WIMBUSH	7-18-0	119	3	54	2
BOOK	3-5-0	51	0	48	0

Receiving	No.	Yards	TD	Long
ST. BROWN	3	42	1	17
CLAYPOOL	2	28	1	21
BOYKIN	1	54	1	54
FINKE	1	48	0	48

Punting	No.	Yds	Avg	Long	In20	TB
NEWSOME	3	112	37.3	43	0	0
RINEY	1	20	20.0	20	0	0

Punt Returns	No.	Yards	TD	Long

Kick Returns	No.	Yards	TD	Long
KMET	1	11	0	11
SANDERS	1	15	0	15

Tackles	UA-A	Total	Sacks	TFL
MORGAN, Nyles	3-4	7	0.0	0.0
TRANQUILL	2-5	7	0.0	0.0
ELLIOTT	3-2	5	0.0	0.0

Qtr	Time	Scoring Play	V-H
1st	14:35	ND - ADAMS, Josh 73 yd run (YOON kick), 2-73 0:25	0 - 7
	11:36	ND - WIMBUSH 1 yd run (YOON kick), 7-36 1:43	0 - 14
	07:59	MIAMI - GARDNER, James 34 yd pass from RAGLAND, Gus (SLOMAN, Sam kick), 8-73 3:37	7 - 14
	06:06	ND - ADAMS, Josh 59 yd run (YOON kick), 4-71 1:53	7 - 21
	00:38	ND - CLAYPOOL 7 yd pass from WIMBUSH (YOON kick), 5-30 1:35	7 - 28
2nd	12:50	ND - ST. BROWN 14 yd pass from WIMBUSH (YOON kick), 5-57 1:20	7 - 35
	10:09	MIAMI - GARDNER, James 14 yd pass from RAGLAND, Gus (SLOMAN, Sam kick), 5-57 2:41	14 - 35
	06:09	ND - YOON 43 yd field goal, 8-44 4:00	14 - 38
	00:37	ND - BOYKIN 54 yd pass from WIMBUSH (YOON kick), 5-81 1:42	14 - 45
3rd	06:40	MIAMI - SLOMAN, Sam 38 yd field goal, 9-49 3:36	17 - 45
4th	08:10	ND - McINTOSH 26 yd run (YOON kick), 7-87 2:20	17 - 52

BOWLING GREEN 37
MIAMI 29

Oct. 7, 2017
Yager Stadium • Oxford, Ohio
Attendance: 22428

It was a game that featured six lead changes and 1,117 yards of offense, but it was ultimately Bowling Green that came out on top, 37-29, over Miami on Family Weekend Saturday. The RedHawks fall to 2-4 overall and 1-1 in the Mid-American Conference. The Falcons improve to 1-5 overall and 1-1 in the MAC.

Miami recorded a season-high 612 yards of offense, recording season highs in both passing (374) and rushing (238) yards. Quarterback Gus Ragland finished 16-for-26 for 255 yards with two touchdowns and one interception. He was replaced by Billy Bahl in the third quarter after suffering an injury. Bahl finished the contest 8-for-17 for 119 yards.

Quickie Statistics (Final)
BGSU vs Miami University (Oct 07, 2017 at Oxford, Ohio)

	BGSU	MIAMI
Score	37	29
FIRST DOWNS	26	37
RUSHES-YARDS (NET)	41-275	44-238
PASSING YDS (NET)	230	374
Passes Att-Comp-Int	26-12-1	43-24-1
TOTAL OFFENSE PLAYS-YARDS	67-505	87-612
Fumble Returns-Yards	1-93	0-0
Punt Returns-Yards	0-0	0-0
Kickoff Returns-Yards	1-9	2-19
Interception Returns-Yards	1-0	1-0
Punts (Number-Avg)	3-34.0	3-44.0
Fumbles-Lost	0-0	1-1
Penalties-Yards	10-95	7-62
Possession Time	24:14	35:46
Third-Down Conversions	4 of 9	4 of 12
Fourth-Down Conversions	0 of 0	2 of 3
Red-Zone Scores-Chances	2-2	2-4

BGSU

Rushing	No.	Gain	Loss	Net	TD	Lg	Avg
CLAIR, Andrew	16	125	4	121	0	23	7.6
CLEVELAND, Josh	10	117	0	117	1	33	11.7
WILSON, Donovan	9	43	0	43	0	9	4.8
LOY, Grant	1	0	0	0	0	0	0.0

Passing	C-A-I	Yds	TD	Long	Sack
MORGAN, James	11-25-1	222	3	75	1
LOY, Grant	1-1-0	8	0	8	0

Receiving	No.	Yards	TD	Long
REDDING, Teo	8	197	2	75
MILLER, Scott	2	18	0	12
POUGH, Janarvis	1	13	0	13
WILCOX, Matt	1	2	1	2

Punting	No.	Yds	Avg	Long	In20	TB
DAVIDSON, Joe	3	102	34.0	47	2	0

Punt Returns	No.	Yards	TD	Long

Kick Returns	No.	Yards	TD	Long
WILCOX, Matt	1	9	0	9

Tackles	UA-A	Total	Sacks	TFL
POSEY, Armani	2-14	16	0.0	0.0
STEPHENS, Clint	4-4	8	0.0	0.0

Miami University

Rushing	No.	Gain	Loss	Net	TD	Lg	Avg
YOUNG, Kenny	19	113	0	113	0	15	5.9
RAGLAND, Gus	12	78	0	78	1	22	6.5
SMITH, Alonzo	10	46	0	46	0	14	4.6
BAHL, Billy	1	9	0	9	0	9	9.0

Passing	C-A-I	Yds	TD	Long	Sack
RAGLAND, Gus	16-26-1	255	2	36	0
BAHL, Billy	8-17-0	119	0	31	0

Receiving	No.	Yards	TD	Long
GARDNER, James	5	126	1	32
MURPHY, Jared	5	89	1	36
MAYOCK, Luke	4	51	0	27
SMITH, Ryan	4	33	0	10

Punting	No.	Yds	Avg	Long	In20	TB
KRAMER, Kyle	3	132	44.0	50	1	1

Punt Returns	No.	Yards	TD	Long

Kick Returns	No.	Yards	TD	Long
SMITH, Alonzo	2	19	0	13

Tackles	UA-A	Total	Sacks	TFL
REID, Tony	7-3	10	0.0	0.0
KOENIG, Brad	6-3	9	0.0	0.5

Qtr	Time	Scoring Play	V-H
1st	08:57	BGSU - SUDER, Jake 37 yd field goal, 8-60 1:36	3 - 0
	06:00	MIAMI - GARDNER, James 32 yd pass from RAGLAND, Gus (SLOMAN, Sam kick failed), 6-75 2:57	3 - 6
2nd	13:44	MIAMI - RAGLAND, Gus 11 yd run (SLOMAN, Sam kick), 10-87 5:31	3 - 13
	12:04	BGSU - CLEVELAND, Josh 33 yd run (SUDER, Jake kick), 4-65 1:40	10 - 13
	04:23	MIAMI - SLOMAN, Sam 22 yd field goal, 13-91 5:24	10 - 16
	01:22	BGSU - WILCOX, Matt 2 yd pass from MORGAN, James (SUDER, Jake kick), 10-75 3:01	17 - 16
	00:03	MIAMI - SLOMAN, Sam 39 yd field goal, 7-45 1:16	17 - 19
3rd	14:50	BGSU - REDDING, Teo 75 yd pass from MORGAN, James (SUDER, Jake kick), 1-75 0:10	24 - 19
	13:08	MIAMI - MURPHY, Jared 36 yd pass from RAGLAND, Gus (SLOMAN, Sam kick), 4-55 1:38	24 - 26
	00:08	MIAMI - SLOMAN, Sam 45 yd field goal, 9-45 4:20	24 - 29
4th	12:15	BGSU - REDDING, Teo 28 yd pass from MORGAN, James (TEAM rush failed), 8-75 2:53	30 - 29
	01:21	BGSU - HARRIS, Brandon 93 yd fumble recovery (SUDER, Jake kick)	37 - 29

Game-by-Game Recaps

MIAMI 14
KENT STATE 17

Oct. 14, 2017
Dix Stadium • Kent, Ohio
Attendance: 20,537

The Miami University football team's final drive came up just short as the RedHawks fell 17-14 at Kent State. In the loss, Billy Bahl threw for 174 yards and two scores, while the Miami rushing attack racked up 181 yards versus the Flashes.

Quickie Statistics (Final)
Miami University vs Kent State (Oct 14, 2017 at Kent, Ohio)

	MIAMI	KENT
Score	14	17
FIRST DOWNS	19	12
RUSHES-YARDS (NET)	34-161	44-167
PASSING YDS (NET)	174	161
Passes Att-Comp-Int	30-12-2	18-10-0
TOTAL OFFENSE PLAYS-YARDS	64-335	62-328
Fumble Returns-Yards	0-0	0-0
Punt Returns-Yards	1-1	2--2
Kickoff Returns-Yards	3-58	1-10
Interception Returns-Yards	0-0	2-15
Punts (Number-Avg)	6-43.2	6-41.0
Fumbles-Lost	0-0	0-0
Penalties-Yards	7-40	3-39
Possession Time	28:48	31:12
Third-Down Conversions	3 of 13	7 of 17
Fourth-Down Conversions	1 of 1	1 of 1
Red-Zone Scores-Chances	2-3	2-3

Miami University

Rushing	No.	Gain	Loss	Net	TD	Lg	Avg
SMITH, Alonzo	14	96	0	96	0	21	6.9
YOUNG, Kenny	13	85	2	83	0	27	6.4
BAHL, Billy	7	0	18	-18	0	0	-2.6

Passing	C-A-I	Yds	TD	Long	Sack
BAHL, Billy	12-29-2	174	2	36	3
TEAM	0-1-0	0	0	0	0

Receiving	No.	Yards	TD	Long
SMITH, Ryan	4	39	1	22
GARDNER, James	3	67	1	36
MAYOCK, Luke	2	36	0	26
MURPHY, Jared	2	21	0	14

Punting	No.	Yds	Avg	Long	In20	TB
KRAMER, Kyle	6	259	43.2	59	5	0

Punt Returns	No.	Yards	TD	Long
MURPHY, Jared	1	1	0	1

Kick Returns	No.	Yards	TD	Long
YOUNG, Kenny	2	39	0	21
SMITH, Alonzo	1	19	0	19

Tackles	UA-A	Total	Sacks	TFL
KOENIG, Brad	9-2	11	0.0	3.0
MAIZE, Josh	4-2	6	0.0	0.5
CALCAGNO, P.	3-2	5	1.5	1.5
MONTGOMERY, D.	3-2	5	0.0	0.0

Kent State

Rushing	No.	Gain	Loss	Net	TD	Lg	Avg
CARRIGAN, Mike	1	61	0	61	0	61	61.0
CRUM, Dustin	14	42	8	34	0	18	2.4
RANKIN, Justin	10	30	2	28	0	8	2.8
MATTHEWS, Will	8	26	0	26	0	9	3.2

Passing	C-A-I	Yds	TD	Long	Sack
BOLLAS, George	9-14-0	154	2	84	0
CRUM, Dustin	1-4-0	7	0	7	2

Receiving	No.	Yards	TD	Long
RANKIN, Justin	4	19	1	12
CARRIGAN, Mike	3	101	1	84
HARRELL, Trey	2	32	0	22
BRUMFIELD, C.	1	9	0	9

Punting	No.	Yds	Avg	Long	In20	TB
ADAMS, Derek	6	246	41.0	46	1	0

Punt Returns	No.	Yards	TD	Long
JAMES, Raymond	2	-2	0	2

Kick Returns	No.	Yards	TD	Long
PICKETT, Carlos	1	10	0	10

Tackles	UA-A	Total	Sacks	TFL
LAWRENCE-BURK	5-6	11	0.0	0.0
JONES, Jim	5-3	8	0.0	0.0
CUNNINGHAM, Jon	5-2	7	0.0	0.0
MONDAY, D.	4-0	4	0.0	0.0

Qtr	Time	Scoring Play	V-H
2nd	12:07	KENT - HYNES, Shane 23 yd field goal, 9-90 4:25	0 - 3
	08:56	MIAMI - GARDNER, James 13 yd pass from BAHL, Billy (SLOMAN, Sam kick), 7-70 3:05	7 - 3
	00:33	MIAMI - SMITH, Ryan 2 yd pass from BAHL, Billy (SLOMAN, Sam kick), 4-56 1:07	14 - 3
3rd	08:43	KENT - RANKIN, Justin 4 yd pass from BOLLAS, George (HYNES, Shane kick), 14-75 6:17	14 - 10
	00:37	KENT - CARRIGAN, Mike 84 yd pass from BOLLAS, George (HYNES, Shane kick), 1-84 0:14	14 - 17

BUFFALO 14
MIAMI 24

Oct. 21, 2017
Yager Stadium • Oxford, Ohio
Attendance: 13,803

Kenny Young enjoyed a career day while the Miami defense allowed just 271 yards as the RedHawks topped Buffalo 24-14 at Yager Stadium on Saturday.

Miami outgained Buffalo 349-271 on the day and forced a pair of turnovers as well. Young led all players with a career-high 125 yards on the ground along with two scores while Bahl hit 13-of-20 passes for 177 yards

Quickie Statistics (Final)
Buffalo vs Miami University (Oct 21, 2017 at Oxford, Ohio)

	UB	MIAMI
Score	14	24
FIRST DOWNS	14	16
RUSHES-YARDS (NET)	25-69	43-172
PASSING YDS (NET)	202	177
Passes Att-Comp-Int	41-17-1	20-13-0
TOTAL OFFENSE PLAYS-YARDS	66-271	63-349
Fumble Returns-Yards	0-0	0-0
Punt Returns-Yards	2-10	0-0
Kickoff Returns-Yards	1-23	1-21
Interception Returns-Yards	0-0	1-0
Punts (Number-Avg)	6-37.0	6-43.3
Fumbles-Lost	3-1	0-0
Penalties-Yards	5-50	9-102
Possession Time	26:39	33:21
Third-Down Conversions	7 of 17	7 of 17
Fourth-Down Conversions	2 of 4	0 of 0
Red-Zone Scores-Chances	2-3	3-3

Buffalo

Rushing	No.	Gain	Loss	Net	TD	Lg	Avg
REED, Emmanuel	13	56	0	56	0	13	4.3
ANDERSON, Theo	8	24	1	23	0	13	2.9
VANTREASE, Kyle	4	10	20	-10	0	8	-2.5

Passing	C-A-I	Yds	TD	Long	Sack
VANTREASE, Kyle	17-41-1	202	2	37	3

Receiving	No.	Yards	TD	Long
JOHNSON, Anthon	5	56	1	18
HOLSEY, Kamathi	3	67	0	37
NUNN, Antonio	3	25	0	20
MABRY, Tyler	3	24	1	11

Punting	No.	Yds	Avg	Long	In20	TB
DEWEEN, Kyle	6	222	37.0	51	2	0

Punt Returns	No.	Yards	TD	Long
OSBORN, KJ	2	10	0	10

Kick Returns	No.	Yards	TD	Long
OSBORN, KJ	1	23	0	23

Tackles	UA-A	Total	Sacks	TFL
HODGE, Khalil	4-10	14	0.0	0.0
COLLIER, Jordan	1-6	7	0.0	0.5
WILLIAMSON, Rya	2-4	6	0.0	0.0
FORD, Chris	2-3	5	0.0	0.0

Miami University

Rushing	No.	Gain	Loss	Net	TD	Lg	Avg
YOUNG, Kenny	18	125	0	125	2	35	6.9
SMITH, Alonzo	22	56	5	51	1	6	2.3
TEAM	3	0	4	-4	0	0	-1.3

Passing	C-A-I	Yds	TD	Long	Sack
BAHL, Billy	13-20-0	177	0	57	0

Receiving	No.	Yards	TD	Long
GARDNER, James	3	79	0	57
MARTIN, Sam	3	43	0	28
YOUNG, Kenny	3	29	0	11
SMITH, Ryan	2	13	0	7

Punting	No.	Yds	Avg	Long	In20	TB
KRAMER, Kyle	6	260	43.3	58	2	0

Punt Returns	No.	Yards	TD	Long

Kick Returns	No.	Yards	TD	Long
YOUNG, Kenny	1	21	0	21

Tackles	UA-A	Total	Sacks	TFL
KOENIG, Brad	3-5	8	1.0	1.0
MCMULLEN, J.	3-5	8	0.0	0.0
MONTGOMERY, D.	5-2	7	0.0	0.0
ALLEN, Josh	3-1	4	1.0	1.0

Qtr	Time	Scoring Play	V-H
1st	13:09	MIAMI - SLOMAN, Sam 37 yd field goal, 5-60 1:51	0 - 3
	08:48	MIAMI - YOUNG, Kenny 7 yd run (SLOMAN, Sam kick), 5-61 2:21	0 - 10
2nd	05:23	UB - JOHNSON, Anthon 8 yd pass from VANTREASE, Kyle (MITCHESON, Adam kick), 6-49 2:52	7 - 10
3rd	14:03	MIAMI - YOUNG, Kenny 35 yd run (SLOMAN, Sam kick), 1-35 0:09	7 - 17
	01:43	MIAMI - SMITH, Alonzo 1 yd run (SLOMAN, Sam kick), 8-66 3:54	7 - 24
4th	02:52	UB - MABRY, Tyler 11 yd pass from VANTREASE, Kyle (MITCHESON, Adam kick), 8-53 1:28	14 - 24

Game-by-Game Recaps

MIAMI 28
OHIO 45

Oct. 31, 2017
Peden Stadium • Athens, Ohio
Attendance: 18,096

Deadlocked at 28-28 late in the third quarter, rival Ohio scored 17 unanswered points to come away victorious in the Battle of the Bricks. The first of four-straight weekday games for the `Hawks resulted in 73 points between the two teams - the most of any game this season.

In the loss, Miami's offense experienced several career bests. Quarterback Billy Bahl threw for three touchdowns and 350 yards - both new highs for the junior. His favorite target was fellow junior James Gardner, whose ten receptions, 166 receiving yards and three touchdowns were not only career highs but the most in a single game by a RedHawk since 2012. His nine touchdowns this season make him the Mid-American Conference leader.

Quickie Statistics (Final)
Miami University vs Ohio (Oct 31, 2017 at Athens, Ohio)

	MIAMI	OHIO
Score	28	45
FIRST DOWNS	21	26
RUSHES-YARDS (NET)	23-98	36-149
PASSING YDS (NET)	350	294
Passes Att-Comp-Int	51-28-2	33-21-0
TOTAL OFFENSE PLAYS-YARDS	74-448	69-443
Fumble Returns-Yards	0-0	0-0
Punt Returns-Yards	0-0	2-4
Kickoff Returns-Yards	7-137	3-70
Interception Returns-Yards	0-0	2-25
Punts (Number-Avg)	5-40.0	7-36.1
Fumbles-Lost	0-0	0-0
Penalties-Yards	10-95	6-50
Possession Time	28:35	31:25
Third-Down Conversions	4 of 14	4 of 13
Fourth-Down Conversions	0 of 3	0 of 0
Red-Zone Scores-Chances	3-3	6-6

Miami University

Rushing	No.	Gain	Loss	Net	TD	Lg	Avg
SMITH, Alonzo	10	84	3	81	1	22	8.1
YOUNG, Kenny	9	22	1	21	0	5	2.3
BESTER, Jaylon	3	3	2	1	0	2	0.3
BAHL, Billy	1	0	5	-5	0	0	-5.0

Passing	C-A-I	Yds	TD	Long	Sack
BAHL, Billy	28-51-2	350	3	34	1

Receiving	No.	Yards	TD	Long
GARDNER, James	10	166	3	34
MARTIN, Sam	5	81	0	22
SMITH, Ryan	5	57	0	16
MURPHY, Jared	4	26	0	11

Punting	No.	Yds	Avg	Long	In20	TB
KRAMER, Kyle	5	200	40.0	43	2	0

Punt Returns	No.	Yards	TD	Long

Kick Returns	No.	Yards	TD	Long
SMITH, Alonzo	4	68	0	21
YOUNG, Kenny	3	69	0	27

Tackles	UA-A	Total	Sacks	TFL
REID, Tony	5-6	11	0.0	0.0
BURSE, Kobe	4-7	11	0.0	1.5
KOENIG, Brad	2-4	6	0.0	1.5

Ohio

Rushing	No.	Gain	Loss	Net	TD	Lg	Avg
Ouellette, A.J.	20	82	2	80	0	18	4.0
Rourke, Nathan	10	59	5	54	3	21	5.4
Brown, Dorian	6	16	1	15	0	8	2.5

Passing	C-A-I	Yds	TD	Long	Sack
Rourke, Nathan	21-33-0	294	3	40	0

Receiving	No.	Yards	TD	Long
Cope, Brendan	5	89	1	40
White, Papi	5	80	1	28
Meyer, Andrew	4	49	0	21
Mangen, Troy	3	49	0	39

Punting	No.	Yds	Avg	Long	In20	TB
Farkas, Michael	7	253	36.1	42	4	1

Punt Returns	No.	Yards	TD	Long
Nelson, Kylan	2	4	0	7

Kick Returns	No.	Yards	TD	Long
Brown, Dorian	2	44	0	24
Morgan, Mason	1	26	0	26

Tackles	UA-A	Total	Sacks	TFL
Poling, Quentin	4-6	10	0.0	1.5
Moore, Chad	4-5	9	0.0	0.0
Hagan, Javon	1-6	7	0.0	0.0

Qtr	Time	Scoring Play	V-H
1st	10:20	OHIO - Rourke, Nathan 3 yd run (Zervos, Louie kick), 9-75 4:40	0 - 7
	08:20	OHIO - Cope, Brendan 40 yd pass from Rourke, Nathan (Zervos, Louie kick), 2-79 0:38	0 - 14
	04:11	MIAMI - GARDNER, James 14 yd pass from BAHL, Billy (SLOMAN, Sam kick), 7-77 4:02	7 - 14
	01:02	MIAMI - SMITH, Alonzo 16 yd run (SLOMAN, Sam kick), 4-54 2:11	14 - 14
2nd	11:57	OHIO - Rourke, Nathan 7 yd run (Zervos, Louie kick), 2-4 0:48	14 - 21
	02:13	OHIO - White, Papi 14 yd pass from Rourke, Nathan (Zervos, Louie kick), 11-83 4:57	14 - 28
	00:17	MIAMI - GARDNER, James 3 yd pass from BAHL, Billy (SLOMAN, Sam kick), 10-72 1:48	21 - 28
3rd	03:15	MIAMI - GARDNER, James 25 yd pass from BAHL, Billy (SLOMAN, Sam kick), 10-95 4:16	28 - 28
	00:29	OHIO - Marhefka, Jerri 11 yd pass from Rourke, Nathan (Zervos, Louie kick), 6-65 2:46	28 - 35
4th	10:42	OHIO - Rourke, Nathan 1 yd run (Zervos, Louie kick), 7-69 3:21	28 - 42
	06:48	OHIO - Zervos, Louie 36 yd field goal, 4-9 1:28	28 - 45

AKRON 14
MIAMI 24

Nov. 7, 2017
Yager Stadium • Oxford, Ohio
Attendance: 12,813

Kenny Young's versatile display helped lift the Miami football team to a crucial 24-14 victory over Akron at Yager Stadium on Tuesday night.

Young rushed for 109 yards and gained 89 more along with a touchdown through the air as MU (4-6, 3-3 Mid-American) moved to .500 in conference play and kept its bowl hopes alive.

Miami's defense was also impressive, holding the Zips to 273 yards, while recording a season high six sacks on the night.

Quickie Statistics (Final)
Akron vs Miami University (Nov 07, 2017 at Oxford, Ohio)

	AKRON	MIAMI
Score	14	24
FIRST DOWNS	18	26
RUSHES-YARDS (NET)	30-55	36-185
PASSING YDS (NET)	218	235
Passes Att-Comp-Int	38-19-0	30-17-2
TOTAL OFFENSE PLAYS-YARDS	68-273	66-420
Fumble Returns-Yards	0-0	0-0
Punt Returns-Yards	0-0	0-0
Kickoff Returns-Yards	4-56	2-40
Interception Returns-Yards	2-41	0-0
Punts (Number-Avg)	6-45.7	5-36.0
Fumbles-Lost	0-0	0-0
Penalties-Yards	5-57	4-40
Possession Time	29:39	30:21
Third-Down Conversions	7 of 16	4 of 10
Fourth-Down Conversions	0 of 2	0 of 0
Red-Zone Scores-Chances	1-2	3-3

Akron

Rushing	No.	Gain	Loss	Net	TD	Lg	Avg
MORGAN, Manny	10	41	0	41	0	10	4.1
NELSON, Kato	19	51	39	12	1	15	0.6
EDWARDS, Van	1	2	0	2	0	2	2.0

Passing	C-A-I	Yds	TD	Long	Sack
NELSON, Kato	19-38-0	218	1	30	6

Receiving	No.	Yards	TD	Long
SMITH, Kwad.	6	69	0	18
WOLF, Austin	3	45	0	18
CHAPMAN, T.	3	33	1	30
CONEY, A.J.	2	36	0	19

Punting	No.	Yds	Avg	Long	In20	TB
GASSER, Nick	6	274	45.7	55	1	0

Punt Returns	No.	Yards	TD	Long

Kick Returns	No.	Yards	TD	Long
EDWARDS, Van	3	54	0	23
CONEY, A.J.	1	2	0	2

Tackles	UA-A	Total	Sacks	TFL
DAVIS, Alvin	7-2	9	0.0	0.0
GILBERT, U.	4-3	7	0.0	0.0
FEATHERSTONE, S	4-1	5	0.0	0.0
REINKE, Brian	3-2	5	0.0	0.0

Miami University

Rushing	No.	Gain	Loss	Net	TD	Lg	Avg
YOUNG, Kenny	16	109	0	109	0	17	6.8
SMITH, Alonzo	13	51	0	51	0	17	3.9
RAGLAND, Gus	3	21	0	21	0	11	7.0
BESTER, Jaylon	1	8	0	8	0	8	8.0

Passing	C-A-I	Yds	TD	Long	Sack
RAGLAND, Gus	17-30-2	235	3	30	0

Receiving	No.	Yards	TD	Long
YOUNG, Kenny	7	89	1	30
MURPHY, Jared	3	33	0	19
SMITH, Ryan	2	40	0	21
GARDNER, James	2	39	1	20

Punting	No.	Yds	Avg	Long	In20	TB
KRAMER, Kyle	5	180	36.0	47	1	2

Punt Returns	No.	Yards	TD	Long

Kick Returns	No.	Yards	TD	Long
BESTER, Jaylon	2	40	0	23

Tackles	UA-A	Total	Sacks	TFL
MCMULLEN, J.	6-7	13	0.5	0.5
KOENIG, Brad	7-2	9	0.0	0.0
HARDING, Heath	5-4	9	0.0	0.0
COSTIN, Doug	2-4	6	3.0	3.0

Qtr	Time	Scoring Play	V-H
1st	04:56	AKRON - NELSON, Kato 7 yd run (GASSER, Nick kick), 6-35 2:33	7 - 0
	01:05	MIAMI - MARTIN, Sam 19 yd pass from RAGLAND, Gus (SLOMAN, Sam kick), 8-70 3:46	7 - 7
2nd	00:00	MIAMI - SLOMAN, Sam 28 yd field goal, 7-47 1:14	7 - 10
3rd	06:45	MIAMI - YOUNG, Kenny 30 yd pass from RAGLAND, Gus (SLOMAN, Sam kick), 6-72 3:03	7 - 17
	00:34	MIAMI - GARDNER, James 19 yd pass from RAGLAND, Gus (SLOMAN, Sam kick), 7-62 3:10	7 - 24
4th	13:09	AKRON - CHAPMAN, T. 30 yd pass from NELSON, Kato (GASSER, Nick kick), 7-85 2:19	14 - 24

Game-by-Game Recaps

EASTERN MICHIGAN 27
MIAMI 24

Nov. 15, 2017
Yager Stadium • Oxford, Ohio
Attendance: 11,851

Eastern Michigan outscored the Miami football team 14-0 in the third quarter to erase a halftime deficit before holding Miami's late rally off to deal MU a 27-24 setback at Yager Stadium on Wednesday night.

The Eagles outgained the RedHawks 454-392 overall on the evening. Ragland finished 22-of-32 passing for 251 yards, firing a touchdown and an interception. Young's 85 yards on 13 carries led MU on the ground while Eriksen's 112 yards led all rushers. Smith led all receivers with 73 yards on five catches and hauled in a touchdown as well.

Quickie Statistics (Final)
Eastern Michigan vs Miami University (Nov 15, 2017 at Oxford, Ohio)

	EMU	MIAMI
Score	27	24
FIRST DOWNS	18	19
RUSHES-YARDS (NET)	43-185	38-141
PASSING YDS (NET)	269	251
Passes Att-Comp-Int	27-15-1	32-22-1
TOTAL OFFENSE PLAYS-YARDS	70-454	70-392
Fumble Returns-Yards	0-0	0-0
Punt Returns-Yards	2-3	0-0
Kickoff Returns-Yards	4-69	6-119
Interception Returns-Yards	1-0	1-0
Punts (Number-Avg)	4-32.8	5-40.0
Fumbles-Lost	1-1	1-1
Penalties-Yards	4-28	11-75
Possession Time	31:15	28:45
Third-Down Conversions	3 of 13	6 of 14
Fourth-Down Conversions	1 of 2	0 of 1
Red-Zone Scores-Chances	4-5	4-4

Eastern Michigan

Rushing	No.	Gain	Loss	Net	TD	Lg	Avg
ERIKSEN, Ian	18	116	4	112	0	71	6.2
VANN, Shaq	12	55	2	53	0	12	4.4
BAILEY, Sergio	1	15	0	15	0	15	15.0
BANHAM, Blake	3	8	0	8	0	5	2.7

Passing	C-A-I	Yds	TD	Long	Sack
ROBACK, Brogan	15-27-1	269	2	45	1

Receiving	No.	Yards	TD	Long
BAILEY, Sergio	3	69	2	32
SEXTON, Mathew	3	49	0	31
PORTER, Antoine	3	47	0	24
ERIKSEN, Ian	2	46	0	26

Punting	No.	Yds	Avg	Long	In20	TB
ORAHA, Ivan	2	60	30.0	37	1	1
JULIEN, Jake	1	56	56.0	56	1	0

Punt Returns	No.	Yards	TD	Long
BANHAM, Blake	2	3	0	3

Kick Returns	No.	Yards	TD	Long
BANHAM, Blake	3	53	0	25
BAILEY, Sergio	1	16	0	16

Tackles	UA-A	Total	Sacks	TFL
BECK, Jason	5-3	8	0.0	0.0
MOODY, Justin	5-2	7	0.0	0.0
GIRALDO, Juan	4-3	7	0.0	0.0
CROSBY, Maxx	4-3	7	3.0	3.5

Miami University

Rushing	No.	Gain	Loss	Net	TD	Lg	Avg
YOUNG, Kenny	13	85	0	85	2	16	6.5
SMITH, Alonzo	15	68	3	65	0	10	4.3
ROSS, Leonard	1	4	0	4	0	4	4.0
TEAM	1	0	2	-2	0	0	-2.0

Passing	C-A-I	Yds	TD	Long	Sack
RAGLAND, Gus	22-32-1	251	1	45	4

Receiving	No.	Yards	TD	Long
SMITH, Ryan	5	73	1	45
MURPHY, Jared	4	29	0	11
MAYOCK, Luke	3	47	0	25
MARTIN, Sam	3	38	0	16

Punting	No.	Yds	Avg	Long	In20	TB
KRAMER, Kyle	5	200	40.0	47	2	0

Punt Returns	No.	Yards	TD	Long

Kick Returns	No.	Yards	TD	Long
BESTER, Jaylon	6	119	0	26

Tackles	UA-A	Total	Sacks	TFL
KOENIG, Brad	8-5	13	0.0	2.0
MCMULLEN, J.	3-7	10	0.5	0.5
ALLEN, Josh	4-2	6	0.0	0.0
REID, Tony	2-4	6	0.0	0.0

Qtr	Time	Scoring Play	V-H
1st	02:27	EMU - ROBACK, Brogan 3 yd run (FRICANO, Paulie kick), 9-44 4:26	7 - 0
2nd	13:05	MIAMI - SLOMAN, Sam 27 yd field goal, 12-53 4:13	7 - 3
	08:51	EMU - FRICANO, Paulie 36 yd field goal, 11-72 4:05	10 - 3
	05:28	MIAMI - YOUNG, Kenny 6 yd run (SLOMAN, Sam kick), 8-77 3:18	10 - 10
	02:34	MIAMI - YOUNG, Kenny 5 yd run (SLOMAN, Sam kick), 6-36 2:34	10 - 17
	00:13	EMU - FRICANO, Paulie 34 yd field goal, 8-58 2:21	13 - 17
3rd	12:53	EMU - BAILEY, Sergio 32 yd pass from ROBACK, Brogan (FRICANO, Paulie kick), 7-74 1:59	20 - 17
	06:04	EMU - BAILEY, Sergio 10 yd pass from ROBACK, Brogan (FRICANO, Paulie kick), 1-10 0:05	27 - 17
4th	02:04	MIAMI - SMITH, Ryan 11 yd pass from RAGLAND, Gus (SLOMAN, Sam kick), 8-80 1:49	27 - 24

MIAMI 28
BALL STATE 7

Nov. 21, 2017
Scheumann Stadium • Muncie, Ind.
Attendance: 5,374

Miami came away with a dominant 28-7 win over Ball State in their season finale. The `Hawks now lead the newly-established Redbird Rivalry between the two schools 1-0.

In the win, Gus Ragland threw for 148 yards and three touchdowns, while Jaylen Bester had 67 yards on the ground in his first career start.

Quickie Statistics (Final)
Miami University vs Ball State (Nov 21, 2017 at Muncie, Ind.)

	MIAMI	BALL
Score	28	7
FIRST DOWNS	14	23
RUSHES-YARDS (NET)	29-125	56-293
PASSING YDS (NET)	148	98
Passes Att-Comp-Int	27-15-0	29-13-2
TOTAL OFFENSE PLAYS-YARDS	56-273	85-391
Fumble Returns-Yards	1-6	0-0
Punt Returns-Yards	0-0	2-0
Kickoff Returns-Yards	2-33	2-25
Interception Returns-Yards	2-49	0-0
Punts (Number-Avg)	6-33.7	5-35.8
Fumbles-Lost	0-0	2-1
Penalties-Yards	2-15	6-55
Possession Time	25:03	34:57
Third-Down Conversions	5 of 12	6 of 18
Fourth-Down Conversions	0 of 0	3 of 6
Red-Zone Scores-Chances	3-3	0-1

Miami University

Rushing	No.	Gain	Loss	Net	TD	Lg	Avg
BESTER, Jaylon	8	69	2	67	0	37	8.4
ROSS, Leonard	13	43	1	42	0	8	3.2
NIEMIEC, Grant	3	8	0	8	0	4	2.7
RAGLAND, Gus	3	7	0	7	0	3	2.3

Passing	C-A-I	Yds	TD	Long	Sack
RAGLAND, Gus	15-27-0	148	3	22	0

Receiving	No.	Yards	TD	Long
MURPHY, Jared	7	83	1	22
BESTER, Jaylon	4	14	0	7
GARDNER, James	2	28	1	14
MARTIN, Sam	2	23	1	12

Punting	No.	Yds	Avg	Long	In20	TB
KRAMER, Kyle	6	202	33.7	43	3	0

Punt Returns	No.	Yards	TD	Long

Kick Returns	No.	Yards	TD	Long
MURPHY, Jared	2	33	0	19

Tackles	UA-A	Total	Sacks	TFL
KOENIG, Brad	7-4	11	0.0	0.0
HARDING, Heath	5-4	9	0.0	0.0
THOMPSON, D.	3-6	9	0.0	0.0
REID, Tony	3-5	8	0.0	0.0

Ball State

Rushing	No.	Gain	Loss	Net	TD	Lg	Avg
HUNTLEY, Caleb	25	159	0	159	0	25	6.4
DUNNER, Malik	11	60	0	60	1	28	5.5
PLITT, Drew	9	52	0	52	0	13	5.8
MILAS, Jack	9	52	1	51	0	12	5.7

Passing	C-A-I	Yds	TD	Long	Sack
MILAS, Jack	8-17-1	39	0	10	0
PLITT, Drew	5-12-1	59	0	19	0

Receiving	No.	Yards	TD	Long
HALL, Justin	5	46	0	19
MILLER, Riley	2	13	0	8
GIVAN, Nolan	2	11	0	7
NEWTON, Khalil	1	17	0	17

Punting	No.	Yds	Avg	Long	In20	TB
SNYDER, Nathan	4	136	34.0	43	2	1
MILAS, Jack	1	43	43.0	43	1	0

Punt Returns	No.	Yards	TD	Long
MILLER, Riley	2	0	0	0

Kick Returns	No.	Yards	TD	Long
HURT, Markice	1	21	0	21
DUNNER, Malik	1	4	0	4

Tackles	UA-A	Total	Sacks	TFL
WILLIS, Kevin	1-5	6	0.0	0.0
MARTIN, Brandon	1-5	6	0.0	0.0
WINBUSH, A.	2-3	5	0.0	1.0
COSBY, Bryce	2-3	5	0.0	0.0

Qtr	Time	Scoring Play	V-H
1st	11:59	MIAMI - MARTIN, Sam 11 yd pass from RAGLAND, Gus (SLOMAN, Sam kick), 7-75 3:01	7 - 0
	02:10	MIAMI - MURPHY, Jared 7 yd pass from RAGLAND, Gus (SLOMAN, Sam kick), 3-9 0:44	14 - 0
2nd	06:05	MIAMI - GARDNER, James 14 yd pass from RAGLAND, Gus (SLOMAN, Sam kick), 5-55 2:01	21 - 0
	01:16	MIAMI - ALLEN, Josh 49 yd interception return (SLOMAN, Sam kick)	28 - 0
4th	10:54	BALL - DUNNER, Malik 28 yd run (HAGEE, Morgan kick), 12-87 5:23	28 - 7

Year-By-Year Results

1888
(0-0-1)
Coach: None paid

D 8	Cincinnati	T	0-0

1889
(4-0)
Coach: None paid

N 9	at Dayton HS	W	44-0
N n/a	at Earlham	W	8-0
D 11	Dayton AC	W	14-4
D 14	at Cincinnati	W	34-0

1890
No games played

1891
(1-1)
Coach: None paid

N 21	Hamilton AC	W	38-0
N 26	at Ohio Wesleyan	L	0-104

1892
(2-2)
Coach: None paid

O 21	at Earlham	L	0-12
N 11	Hamilton AC	W	28-0
N 19	vs. Cincinnati YMCA #	W	8-0
D 2	at Centre	L	6-12

1893
(3-0)
Coach: None paid

O 7	Cincinnati	W	24-6
O 28	Earlham	W	28-6
N 14	at Cincinnati	W	6-0

1894
(1-2)
Coach: None paid

O 14	at Hamilton AC	W	18-0
O 13	at Kentucky	L	6-28
O 20	at Cincinnati	L	0-6

1895
(3-0)
Coach: C.K. Fauver

O 12	at Wittenberg	W	12-4
N 9	Butler	W	6-0
N 16	at Cincinnati	W	12-0

1896
(3-1)
Coach: Ernest Merrill

O 2	at Cincinnati	W	6-4
O 15	at Dayton	W	10-0
O 17	Earlham	W	26-0
N 7	Butler	L	4-16

1897
(2-4-1)
Coach: Herbert McIntyre

O 2	vs. Dayton AC #	T	0-0
O 9	Cincinnati	L	0-6
O 17	at Earlham	W	10-0
O 23	Nashville Guards	W	10-0
N 16	at Indiana	L	6-22
N 25	at Centre	L	0-18
n/a	vs. Cincinnati #	L	6-10

1898
(0-2)
Coach: None paid

O n/a	Cincinnati	L	0-22
N 12	Dayton HS	L	6-11

1899
(1-5)
Coach: None paid

O 7	vs. Cincinnati #	L	0-22
O 14	at Vanderbilt	L	0-12
O 16	at Centre	L	12-15
O 18	at Kentucky	L	5-18
N n/a	Wittenberg	W	6-0
N n/a	Earlham	L	0-6

1900
(0-2)
Coach: Alonzo Branch

O 27	at Wittenberg	L	0-33
N 3	at Cincinnati	L	12-16

1901
(1-3-1)
Coach: Thomas Hazzard

O 5	at Earlham	T	0-0
O 12	vs. Dayton AC #	L	0-5
O 19	Wittenberg	L	0-12
N 19	Antioch	W	23-6
N 28	vs. Denison #	L	0-6

1902
(5-2-1)
Coach: Peter McPherson

O 4	at Kentucky	L	5-11
O 9	at Xavier	T	0-0
O 18	Earlham	W	12-0
O 25	at Centre	L	6-12
N 1	at Wittenberg	W	11-0
N 8	vs. Otterbein #	W	6-5
N 15	at Earlham	W	22-0
N 27	vs. Denison #	W	24-5

1903
(1-4)
Coach: Peter McPherson

O 3	at Ohio Wesleyan	L	6-19
O 10	at DePauw	L	6-11
O 17	at Cincinnati	W	15-0
O 24	at Kentucky	L	0-47
O 31	at Xavier	L	0-33

1904
(1-5)
Coach: Arthur Smith

O 1	at Ohio State	L	0-80
O 8	Hamilton AC	W	12-6
O 15	at Cincinnati	L	0-46
O 22	Butler	L	0-32
O 29	at Indiana Medics	L	0-51
N 5	at Wittenberg	L	0-68

1905
(4-3)
Coach: None paid

S 30	Hamilton AC	W	52-0
O 7	Antioch	W	9-0
O 14	at Centre	L	0-24
N 1	at Butler	L	0-17
N 11	Georgetown (KY)	W	42-0
N 18	at Wittenberg	L	0-35
N 30	at Marshall	W	35-0

1906
(1-5-1)
Coach: Arthur Parmalee

S 29	Georgetown (KY)	W	16-0
O 13	at Cincinnati	T	0-0
O 20	Wittenberg	L	0-11
O 27	at Centre	L	0-8
N 3	Marietta	L	0-6
N 17	at Earlham	L	0-11
N 24	at DePauw	L	0-19

1907
(6-1)
Coach: Amos Foster

O 5	Antioch	W	38-0
O 12	at Earlham	W	11-10
O 19	at DePauw	L	6-17
O 26	vs. Centre #	W	10-0
N 9	Otterbein	W	32-0
N 16	at Marietta	W	12-10
N 28	at Cincinnati Gym.	W	6-0

1908
(7-0)
Coach: Amos Foster

O 3	Wilmington	W	34-0
O 10	at Centre	W	6-0
O 17	at Ohio	W	5-0
O 31	at Oberlin	W	11-10
N 7	Wabash	W	6-0
N 21	Ohio Wesleyan	W	24-0
N 26	at Transylvania	W	27-0

1909
(3-4)
Coach: Harold Iddings

O 2	Wilmington	W	35-2
O 9	at Western Reserve	L	0-3
O 16	Ohio	W	45-0
O 23	Marietta	W	10-0
N 6	at St. Louis	L	0-22
N 13	at Notre Dame	L	0-46
N 25	at Cincinnati	L	6-10

1910
(2-4-1)
Coach: Harold Iddings

O 1	Wilmington	W	5-0
O 8	at Centre	L	2-12
O 22	DePauw	L	0-10
O 29	at Cincinnati	L	0-3
N 5	at Marietta	L	0-17
N 12	Wittenberg	W	19-0
N 27	at Butler	T	0-0

1911
(2-4-2)
Coach: Edwin Sweetland

S 30	Wilmington	W	46-0
O 7	at Ohio State	L	0-3
O 14	Kentucky	L	0-12
O 21	at Wittenberg	W	6-3
N 4	at Ohio Wesleyan	L	0-11
N 11	at DePauw	T	0-0
N 18	at Cincinnati	L	0-11
N 25	Western Reserve	T	5-5

1912
(3-3-2)
Coach: James Donnelly

S 28	Wilmington	W	30-0
O 5	at Wittenberg	T	0-0
O 12	at Kentucky	W	13-8
O 26	at St. Louis	L	0-35
N 2	at DePauw	L	7-23
N 9	Ohio	W	18-6
N 16	Denison	L	0-13
N 28	at Cincinnati	T	21-21

1913
(6-2)
Coach: James Donnelly

S 27	Wilmington	W	33-0
O 4	Georgetown (KY)	W	26-0
O 11	at Oberlin	L	7-48
O 25	at Denison	W	19-0
N 1	Ohio Wesleyan	W	12-0
N 8	Ohio	W	44-6
N 15	at Western Reserve	L	0-7
N 27	at Cincinnati	W	13-7

1914
(5-3)
Coach: James Donnelly

S 26	Otterbein	W	40-0
O 3	at Oberlin	W	9-0
O 10	at Ohio	L	0-6
O 24	at Mount Union	W	16-14
O 31	at Indiana	L	3-48
N 7	at Ohio Wesleyan	W	10-3
N 14	Denison	L	33-40
N 27	at Cincinnati	W	20-13

1915
(6-2)
Coach: C.J. Roberts

S 25	Ohio Northern	W	41-0
O 2	at Akron	W	23-6
O 9	at Indiana	L	0-41
O 23	at Mount Union	W	17-0
O 30	Ohio Wesleyan	W	19-7
N 6	vs. Denison #	L	0-14
N 13	Ohio	W	13-7
N 25	at Cincinnati	W	24-12

Year-By-Year Results

1916
(7-0-1)
OHIO CONFERENCE CHAMPIONS
Coach: George Little

S 30	Ohio Northern	W	27-0
O 7	Earlham	W	58-0
O 14	at Wooster	W	10-6
O 21	Kenyon	W	66-0
N 4	vs. Denison #	T	0-0
N 11	at Ohio Wesleyan	W	9-0
N 18	Western Reserve	W	35-6
N 30	at Cincinnati	W	34-0

1917
(6-0-2)
OHIO CONFERENCE CHAMPIONS
Coach: George Rider

O 6	Ohio Northern	W	32-0
O 13	at Kentucky	T	0-0
O 20	Earlham	W	91-0
O 27	Ohio Wesleyan	W	20-0
N 3	vs. Denison #	W	13-0
N 10	at Mount Union	W	6-0
N 17	Wooster	T	0-0
N 29	at Cincinnati	W	40-0

1918
(5-0-1)
OHIO CONFERENCE CHAMPIONS
Coach: George Rider

S 28	Ohio Northern	W	47-0
N 2	Kenyon	W	62-0
N 9	at Ohio Wesleyan	W	14-7
N 16	Denison	W	20-6
N 23	Butler	W	52-0
N 28	at Cincinnati	T	0-0

Games against Kentucky, Wooster and Witttenberg canceled due to flu epidemic.

1919
(7-1)
Coach: George Little

O 4	Kenyon	W	26-0
O 11	at Case	W	7-2
O 18	Ohio Wesleyan	W	13-7
O 25	Oberlin	L	0-13
N 1	vs. Denison #	W	14-0
N 8	Ohio Northern	W	60-0
N 15	at Mount Union	W	13-10
N 28	at Cincinnati	W	14-0

1920
(5-2-1)
Coach: George Little

O 2	Xavier	W	31-0
O 9	Kenyon	W	41-7
O 16	Kentucky	W	14-0
O 23	at Wittenberg	L	0-17
O 30	vs. Denison #	T	7-7
N 6	at Ohio Wesleyan	W	7-0
N 17	Mount Union	W	14-0
N 25	at Cincinnati	L	0-7

1921
(8-0)
OHIO CONFERENCE CHAMPIONS
Coach: George Little

O 1	Dayton	W	55-0
O 8	Wittenberg	W	14-0
O 15	at Ohio Northern	W	27-0
O 22	Ohio Wesleyan	W	56-0
O 29	vs. Denison #	W	21-6
N 5	Otterbein	W	21-0
N 12	at Mount Union	W	29-0
N 24	vs. Cincinnati #	W	15-7

1922
(4-3-1)
Coach: Harry Ewing

S 30	Alumni	T	0-0
O 14	Akron	W	20-12
O 21	Ohio Northern	W	6- 0
O 28	vs. Denison #	L	6-12
N 4	at Ohio Wesleyan	L	0-6
N 11	Mount Union	W	20-6
N 18	at Oberlin	L	0-3
N 30	vs. Cincinnati #	W	9-6

1923
(3-4-1)
Coach: Harry Ewing

S 29	Georgetown (KY)	W	22-0
O 6	Alumni-Frosh	W	25-6
O 13	at Wooster	L	0-13
O 20	Oberlin	L	7-13
O 27	vs. Denison #	W	9-6
N 10	at Mount Union	L	6-7
N 17	Akron	T	13-13
N 23	at Cincinnati	L	0-23

1924
(2-6)
Coach: Chester Pittser

S 27	Georgetown (KY)	W	7-0
O 4	at Michigan	L	0-55
O 11	Mount Union	L	6-15
O 18	Wooster	L	6-20
N 1	vs. Denison #	W	13-12
N 8	Western Reserve	L	21-24
N 15	at Oberlin	L	2-13
N 27	at Cincinnati	L	7-8

1925
(5-3)
Coach: Chester Pittser

O 3	Georgetown (KY)	W	19-0
O 10	Wittenberg	W	30-0
O 17	Transylvania	W	19-0
O 24	at Indiana	L	7-25
O 31	vs. Denison #	L	0-6
N 7	at Mount Union	W	8-6
N 14	Oberlin	L	7-18
N 26	at Cincinnati	W	33-0

1926
(5-2-1)
Coach: Chester Pittser

S 25	Wilmington	W	9-0
O 2	Ohio Wesleyan	L	7-14
O 9	Ohio Northern	W	34-12
O 16	at Wittenberg	L	0-7
O 30	vs. Denison #	W	16-0
N 6	Mount Union	W	27-19
N 13	at Oberlin	W	13-0
N 25	at Cincinnati	T	6-6

1927
(8-1)
Coach: Chester Pittser

S 24	Hanover	W	80-0
O 1	Otterbein	W	33-0
O 8	at Ohio Wesleyan	W	35-7
O 15	Denison	W	26-0
O 22	Oberlin	W	23-0
O 29	Wittenberg	L	0-23
N 5	at Ohio Northern	W	34-6
N 12	at Dayton	W	7-6
N 24	at Cincinnati	W	17-14

1928
(6-2)
Coach: Chester Pittser

S 29	Defiance	W	42-0
O 6	Transylvania	W	8-0
O 13	at Denison	L	0-21
O 20	Ohio Wesleyan	L	0-12
N 3	Ohio	W	20-13
N 10	at Oberlin	W	18-0
N 17	at Wittenberg	W	18-0
N 29	at Cincinnati	W	34-0

1929
(7-2)
Coach: Chester Pittser

S 28	Earlham	W	57-0
O 5	at Western Reserve	W	18-0
O 12	Kentucky Wesleyan	W	24-0
O 19	at Ohio Wesleyan	L	12-20
O 26	Wittenberg	W	3-0
N 2	at Ohio	L	0-14
N 9	Oberlin	W	20-0
N 16	Denison	W	31-0
N 28	at Cincinnati	W	14-6

1930
(4-4-1)
Coach: Chester Pittser

S 27	at Indiana	L	0-14
O 4	Illinois "B"	T	6-6
O 11	Kentucky Wesleyan	W	20-0
O 18	at Denison	W	19-6
O 25	Ohio	L	6-27
N 1	Ashland	W	48-0
N 8	Ohio Wesleyan	L	20-23
N 15	at Oberlin	W	12-0
N 27	at Cincinnati	L	0-6

1931
(4-5)
Coach: Chester Pittser

S 26	at Pittsburgh	L	0-61
O 3	Ball State	W	47-0
O 10	Wabash	W	37-0
O 17	Georgetown (KY)	W	45-0
O 24	at Ohio Wesleyan	L	7-12
O 31	Denison	W	19-0
N 7	Wittenberg	L	6-10
N 14	at Ohio	L	0-13
N 26	at Cincinnati	L	0-20

1932
(7-1)
BUCKEYE CONFERENCE CHAMPIONS
Coach: Frank Wilton

O 1	at Illinois	L	7-20
O 8	DePauw	W	33-13
O 15	at Denison	W	27-7
O 22	Ohio	W	16-0
O 29	at Wabash	W	33-0
N 5	Ohio Wesleyan	W	26-3
N 12	at Wittenberg	W	19-0
N 24	at Cincinnati	W	21-13

1933
(7-2)
BUCKEYE CONFERENCE CO-CHAMPIONS
Coach: Frank Wilton

S 30	at Indiana	L	0-7
O 7	Hanover	W	14-0
O 14	Marshall	W	42-14
O 21	at Ohio	L	0-6
O 28	Wittenberg	W	44-7
N 4	Georgetown (KY)	W	51-0
N 11	at Ohio Wesleyan	W	24-0
N 18	Heidelberg	W	42-0
N 30	at Cincinnati	W	6-2

1934
(5-4)
Coach: Frank Wilton

S 29	Eastern Kentucky	W	19-0
O 6	at Carnegie Tech	L	7-13
O 13	Hanover	W	39-6
O 20	Ohio	W	7-0
O 26	at John Carroll	L	0-20
N 3	Ohio Wesleyan	L	6-10
N 10	at Wittenberg	W	33-0
N 17	at Marshall	W	7-0
N 29	at Cincinnati	L	0-21

1935
(5-3-1)
Coach: Frank Wilton

S 28	Eastern Kentucky	W	33-7
O 5	at Case	W	21-6
O 12	Ohio Wesleyan	L	0-8
O 19	John Carroll	W	28-12
O 26	Marshall	W	20-13
N 2	at Ohio	L	0-20
N 9	Adrian	W	59-0
N 16	at Dayton	T	6-6
N 28	at Cincinnati	L	7-8

1936
(7-1-1)
BUCKEYE CONFERENCE CO-CHAMPIONS
Coach: Frank Wilton

S 26	DePauw	W	14-6
O 3	at Case	W	20-7
O 10	Western Michigan	W	6-0
O 17	Dayton	W	14-7
O 24	Ohio	W	3-0
O 31	at Ohio Wesleyan	L	0-13
N 7	Toledo	W	13-0
N 14	at Marshall	W	14-7
N 26	at Cincinnati	T	0-0

Year-By-Year Results

1937
(4-4-1)
Coach: Frank Wilton

S 25	Alma	W	27-0
O 2	Marietta	W	75-6
O 9	Marshall	L	0-7
O 16	at Ohio	L	0-19
O 23	at Toledo	L	7-13
O 30	Case	T	13-13
N 6	Ohio Wesleyan	W	32-0
N 13	at Dayton	L	7-21
N 20	at Cincinnati	W	14-6

1938
(6-3)
Coach: Frank Wilton

S 24	Alma	W	51-0
O 1	at Mount Union	W	40-0
O 8	at Marshall	L	0-41
O 15	Findlay	W	53-0
O 22	Dayton	W	14-0
O 29	at Ohio Wesleyan	L	16-20
N 5	Ohio	L	12-20
N 12	at Case	W	27-12
N 24	at Cincinnati	W	16-7

1939
(1-7-1)
Coach: Frank Wilton

S 30	Mount Union	W	7-0
O 7	at Western Michigan	L	0-6
O 14	Marshall	L	0-21
O 21	Akron	L	0-14
O 28	Ohio Wesleyan	T	0-0
N 4	Detroit Tech	L	7-19
N 11	at Ohio	L	7-20
N 18	at Dayton	L	0-20
N 23	at Cincinnati	L	0-13

1940
(0-7-1)
Coach: Frank Wilton

S 21	Ball State	T	0-0
S 28	Case	L	0-10
O 5	at Ohio Wesleyan	L	7-24
O 19	Dayton	L	6-28
O 26	at Western Reserve	L	6-47
N 2	Ohio	L	0-27
N 9	Western Michigan	L	13-20
N 21	at Cincinnati	L	0-44

1941
(2-7)
Coach: Frank Wilton

S 20	Hanover	W	53-0
S 27	Wabash	W	26-0
O 4	at Illinois	L	0-45
O 11	Bowling Green	L	0-9
O 18	at Dayton	L	0-16
O 25	Ohio Wesleyan	L	6-26
N 1	at Ohio	L	0-26
N 8	Western Reserve	L	13-28
N 20	at Cincinnati	L	0-26

1942
(3-6)
Coach: Stu Holcomb

S 26	Centre	W	28-6
O 3	vs. Dartmouth #	L	7-58
O 10	Kent	W	53-7
O 17	Dayton	L	0-20
O 24	at Bowling Green	L	6-7
O 31	Ohio	L	13-39
N 7	at Ohio Wesleyan	W	28-25
N 14	at Western Reserve	L	7-12
N 19	at Cincinnati	L	12-21

1943
(7-2-1)
Coach: Stu Holcomb

S 18	at Indiana	T	7-7
S 25	Bethany	W	34-12
O 2	at Xavier	W	60-6
O 9	vs. Wooster #	W	20-6
O 16	at Western Michigan	L	0-6
O 23	Ohio Wesleyan	W	35-0
O 30	vs. Arkansas A&M #	L	0-35
N 6	Bowling Green	W	45-6
N 13	at Baldwin-Wallace	W	40-6
N 25	vs. Xavier #	W	52-7

1944
(8-1)
Coach: Sid Gillman

S 9	vs. Bowling Green #	W	28-7
S 23	Oberlin	W	13-7
S 30	Western Michigan	W	32-6
O 7	at Rochester	W	19-7
O 14	DePauw	W	12-0
O 21	at Murray State	W	26-14
O 28	vs. Denison #	W	16-0
N 11	at Ohio Wesleyan	W	32-20
N 18	at DePauw	L	7-13

1945
(7-2)
Coach: Sid Gillman

S 22	Bowling Green	W	26-0
S 29	Notre Dame "B"	W	13-0
O 6	vs. Wright Field #	W	14-0
O 13	at Western Michigan	W	21-13
O 20	Ohio	W	34-0
O 26	at Miami (FL)	L	13-27
N 3	Indiana Normal	W	51-0
N 10	at Purdue	L	7-21
N 22	at Cincinnati	W	28-14

1946
(7-3)
Coach: Sid Gillman

S 21	at Purdue	L	7-13
S 28	Memphis NATC	W	42-0
O 5	at Dayton	W	35-0
O 12	at Bowling Green	W	6-0
O 19	Xavier	W	28-6
O 26	at Ohio	W	23-14
N 2	Bradley	W	35-6
N 9	at Miami (FL)	L	17-20
N 16	Western Michigan	W	20-0
N 28	at Cincinnati	L	7-13

1947
(9-0-1)
SUN BOWL CHAMPIONS
Coach: Sid Gillman

S 27	Murray State	W	28-12
O 4	vs. Kent State #	W	35-7
O 11	Bowling Green	W	33-19
O 18	at Xavier	T	6-6
O 25	Ohio	W	21-0
N 1	at Bradley	W	32-27
N 8	vs. Dayton	W	12-0
N 15	at Wichita	W	22-7
N 27	at Cincinnati	W	38-7
J 1	vs. Texas Tech*	W	13-12

* Sun Bowl, El Paso, TX

1948
(7-1-1; 4-0 MAC/1st)
MAC CHAMPIONS
Coach: George Blackburn

S 18	Marshall	W	38-6
S 25	at Virginia	T	14-14
O 2	at Western Reserve	W	49-0
O 16	Xavier	W	9-0
O 23	at Ohio	W	21-0
O 30	Western Michigan	W	34-28
N 6	at Dayton	L	0-7
N 13	Wichita	W	41-16
N 25	at Cincinnati	W	43-19

1949
(5-4; 3-1 MAC/2nd)
Coach: Woody Hayes

S 24	at Wichita	W	23-6
O 1	at Virginia	L	18-21
O 8	Xavier	L	19-27
O 15	at Pittsburgh	L	26-35
O 22	Ohio	W	26-0
O 29	at Western Michigan	W	34-20
N 5	Western Reserve	W	46-7
N 12	Dayton	W	53-20
N 24	at Cincinnati	L	6-27

1950
(9-1; 4-0 MAC/1st)
MAC CHAMPIONS
SALAD BOWL CHAMPIONS
Coach: Woody Hayes

S 30	at Bowling Green	W	54-6
O 7	Xavier	L	0-7
O 14	Western Michigan	W	35-0
O 21	at Butler	W	42-7
O 28	at Ohio	W	28-20
N 4	Wichita	W	39-13
N 11	Dayton	W	27-12
N 18	at Western Reserve	W	69-14
N 25	at Cincinnati	W	28-0
J 1	at Arizona State *	W	34-21

* Salad (Fiesta) Bowl, Tempe, AZ

1951
(7-3; 3-1 MAC/2nd)
Coach: Ara Parseghian

S 22	at Wichita (N)	W	21-13
S 29	Bowling Green	W	46-7
O 6	Xavier	L	14-32
O 13	at Western Michigan	W	34-27
O 20	Ohio	W	7-0
O 27	at Marquette	L	7-27
N 3	Buffalo	W	27-7
N 10	at Dayton	W	21-20
N 17	Western Reserve	W	34-7
N 24	at Cincinnati	L	14-19

1952
(8-1; 4-1 MAC/2nd)
Coach: Ara Parseghian

S 27	at Bowling Green	W	42-7
O 4	Xavier	W	26-7
O 11	Western Michigan	W	55-6
O 18	at Wichita (N)	W	56-7
O 25	at Ohio	W	20-0
N 1	Toledo	W	27-13
N 7	at Marquette (N)	W	22-21
N 15	Dayton	W	27-13
N 27	at Cincinnati	L	9-34

1953
(7-1-1; 3-0-1 MAC/2nd)
Coach: Ara Parseghian

S 26	Bowling Green	W	47-0
O 3	Xavier	W	28-6
O 10	at Western Michigan	W	52-6
O 17	at Marshall (N)	W	48-6
O 24	Ohio	T	7-7
O 31	at Toledo (N)	W	81-0
N 7	Tennessee Tech	W	44-6
N 14	at Dayton	W	20-7
N 26	at Cincinnati	L	0-14

1954
(8-1; 4-0 MAC/1st)
MAC CHAMPIONS
Coach: Ara Parseghian

S 25	at Bowling Green (N)	W	46-7
O 2	at Marquette (N)	W	27-26
O 9	Xavier	W	42-7
O 16	Marshall	W	46-0
O 23	at Ohio	W	46-13
O 31	Western Michigan	W	48-0
N 6	at Indiana	W	6-0
N 13	Dayton	L	12-20
N 25	at Cincinnati	W	21-9

1955
(9-0; 5-0 MAC/1st)
MAC CHAMPIONS
Coach: Ara Parseghian

S 24	at Northwestern	W	25-14
O 1	Xavier	W	13-12
O 8	Toledo	W	47-0
O 15	at Marshall (N)	W	46-7
O 22	Ohio	W	34-7
O 29	at Kent State	W	19-7
N 5	Bowling Green	W	7-0
N 12	at Dayton	W	21-0
N 24	at Cincinnati	W	14-0

Year-By-Year Results

1956
(7-1-1; 4-0-1 MAC/2nd)
Coach: John Pont

S 22	George Washington	L	6- 7
S 29	Xavier	W	14-7
O 6	Toledo	W	33-14
O 13	Marshall	W	21-14
O 20	at Ohio	W	16-7
O 27	Kent State	W	14-0
N 3	at Bowling Green	T	7-7
N 10	Dayton	W	21-14
N 22	at Cincinnati	W	27-13

1957
(6-3; 5-0 MAC/1st)
MAC CHAMPIONS
Coach: John Pont

S 28	at Western Michigan	W	20- 0
O 5	Xavier	L	19-39
O 12	at Kent State	W	27-14
O 19	Ohio	W	26-0
O 26	at Purdue	L	6-37
N 2	at Bowling Green	W	13-7
N 9	Marshall	W	25-13
N 16	at Dayton	L	7-13
N 28	at Cincinnati	W	20-14

1958
(6-3; 5-0 MAC/1st)
MAC CHAMPIONS
Coach: John Pont

S 27	Western Michigan	W	34-20
O 4	Xavier	L	8-22
O 11	Kent State	W	35-0
O 18	at Ohio	W	14-10
O 25	at Indiana	L	7-12
N 1	Bowling Green	W	28-14
N 8	at Marshall	W	26-0
N 15	Dayton	W	34-0
N 27	at Cincinnati	L	7-18

1959
(5-4; 3-2 MAC/3rd)
Coach: John Pont

S 26	at Western Michigan	W	21-0
O 3	Xavier	W	33-7
O 10	at Kent State	L	6-14
O 17	Villanova	W	26-6
O 24	Ohio	W	24-0
O 31	at Bowling Green	L	16-33
N 7	Toledo	W	25-7
N 14	at Dayton	L	0-13
N 26	at Cincinnati	L	7-14

1960
(5-5; 2-3 MAC/4th)
Coach: John Pont

S 17	at Xavier	L	6-17
S 24	Western Michigan	W	15-14
O 1	Bowling Green	L	12-21
O 8	Kent State	L	19-22
O 15	at Villanova	W	17-7
O 22	at Ohio	L	0-21
O 29	at Army	L	7-30
N 5	at Toledo	W	30-13
N 12	Dayton	W	23-8
N 19	at Cincinnati	W	10-6

1961
(6-4; 3-2 MAC/3rd)
Coach: John Pont

S 16	Villanova	L	0-33
S 23	Xavier	W	3-0
S 30	at Western Michigan	L	3-6
O 7	at Kent State	W	21-0
O 14	at Purdue	L	6-19
O 21	Ohio	L	18-28
O 28	at Bowling Green	W	7-6
N 4	Toledo	W	40-14
N 11	at Dayton	W	48-6
N 18	at Cincinnati	W	7-3

1962
(8-2-1; 3-1-1 MAC/3rd)
TANGERINE BOWL
Coach: John Pont

S 15	at Xavier	W	23-14
S 22	Quantico Marines	W	16-0
S 29	Western Michigan	W	17-7
O 6	Kent State	W	23-14
O 13	at Purdue	W	10-7
O 20	at Ohio	L	6-12
O 27	Bowling Green	T	24-24
N 3	at Toledo	W	21-12
N 10	Dayton	W	42-10
N 17	at Cincinnati	W	38-16
D 22	vs. Houston *	L	21-49

* Tangerine Bowl, Orlando, FL

1963
(5-3-2; 4-1-1 MAC/2nd)
Coach: Bo Schembechler

S 21	Xavier	L	12-21
S 28	Marshall	T	14-14
O 5	at Western Michigan	W	27-19
O 12	at Kent State	W	30-8
O 19	at Northwestern	L	6-37
O 26	Ohio	L	10-13
N 2	at Bowling Green	W	21-12
N 9	Toledo	W	40-8
N 16	at Dayton	T	27-27
N 28	at Cincinnati	W	21-19

1964
(6-3-1; 4-2 MAC/2nd-tie)
Coach: Bo Schembechler

S 19	at Xavier (N)	T	7-7
S 26	at Marshall (N)	W	21-0
O 3	Western Michigan	W	35-0
O 10	Kent State	W	17-14
O 17	at Northwestern	W	28-27
O 24	at Ohio	L	7-10
O 31	Bowling Green	L	18-21
N 7	at Toledo (N)	W	35-14
N 14	Dayton	W	27-21
N 21	at Cincinnati	L	14-28

1965
(7-3; 5-1 MAC/1st-tie)
MAC CO-CHAMPIONS
Coach: Bo Schembechler

S 18	at Purdue	L	0-38
S 25	Xavier	L	28-29
O 2	at Western Michigan	W	36-9
O 9	at Kent State	L	13-24
O 16	Marshall	W	28-7
O 23	Ohio	W	34-0
O 30	at Bowling Green	W	23-7
N 6	Toledo	W	20-16
N 13	at Dayton	W	28-0
N 20	at Cincinnati	W	37-7

1966
(9-1; 5-1 MAC/1st-tie)
MAC CO-CHAMPIONS
Coach: Bo Schembechler

S 17	at Indiana	W	20-10
S 24	at Xavier (N)	W	27-3
O 1	Western Michigan	W	26-9
O 8	Kent State	W	7-0
O 15	at Marshall (N)	W	12-0
O 22	at Ohio	W	33-13
O 29	Bowling Green	L	14-17
N 5	at Toledo (N)	W	24-12
N 12	Dayton	W	38-6
N 26	at Cincinnati	W	28-8

1967
(6-4; 4-2 MAC/3rd-tie)
Coach: Bo Schembechler

S 16	at Western Michigan	L	14-24
S 23	at Tulane (N)	W	14-3
S 30	Xavier	L	6-7
O 7	at Kent State	W	21-7
O 14	Marshall	W	48-6
O 21	Ohio	W	22-15
O 28	at Bowling Green	W	9-7
N 4	Toledo	L	14-24
N 11	at Dayton	L	6-7
N 18	at Cincinnati	W	27-14

1968
(7-3; 5-1 MAC/2nd)
Coach: Bo Schembechler

S 14	at Xavier (N)	W	28-7
S 21	at Pacific (N)	L	20-21
S 28	Western Michigan	W	28- 0
O 5	Kent State	W	24-0
O 12	at Marshall	W	46-0
O 19	at Ohio	L	7-24
O 26	Bowling Green	W	31-7
N 2	at Toledo	W	21-17
N 9	Dayton	W	14-0
N 23	at Cincinnati	L	21-23

1969
(7-3; 2-3 MAC/3rd-tie)
Coach: Bill Mallory

S 13	Xavier	W	35-7
S 20	at Dayton (N)	W	19-9
S 27	at Western Michigan	W	24-20
O 11	Marshall	W	35-7
O 18	Ohio	W	24-21
O 25	at Bowling Green	L	0-3
N 1	Toledo	L	10-14
N 8	at Maryland	W	34-21
N 15	at Kent State	L	14-17
N 22	at Cincinnati	W	36-20

1970
(7-3; 3-2 MAC/2nd-tie)
Coach: Bill Mallory

S 19	at Xavier	W	28-7
S 26	Western Michigan	W	23-12
O 3	Northern Illinois	W	48-0
O 10	at Marshall	W	19-12
O 17	at Ohio	L	22-23
O 24	Bowling Green	W	7-3
O 31	at Toledo	L	13-14
N 7	Dayton	W	17-0
N 14	Kent State	W	10-8
N 21	at Cincinnati	L	0-33

1971
(7-3; 2-3 MAC/3rd-tie)
Coach: Bill Mallory

S 11	at Pacific (N)	W	17-10
S 18	at Xavier (N)	W	17-7
S 25	at Dayton (N)	W	14-0
O 2	Marshall	W	66-6
O 16	Ohio	L	0-3
O 23	at Bowling Green	L	7-33
O 30	Toledo	L	6-45
N 6	at Western Michigan	W	7-6
N 13	at Kent State	W	30-0
N 20	Cincinnati	W	43-7

1972
(7-3; 2-3 MAC/4th-tie)
Coach: Bill Mallory

S 16	Dayton	W	34-7
S 23	Bowling Green	L	7-16
S 30	Xavier	W	25-7
O 7	at Marshall	W	22-7
O 14	at Ohio	W	31-7
O 21	at South Carolina (N)	W	21-8
O 28	at Toledo	L	21-35
N 4	Western Michigan	W	38-8
N 11	Kent State	L	10-21
N 18	at Cincinnati	W	23-0

1973
(11-0; 5-0 MAC/1st)
MAC CHAMPIONS
TANGERINE BOWL CHAMPIONS
Coach: Bill Mallory

S 15	Dayton	W	32-0
S 22	at Purdue	W	24-19
S 29	at South Carolina (N)	W	13-11
O 6	Marshall	W	31-6
O 13	Ohio	W	10-6
O 20	at Bowing Green	W	31-8
O 27	Toledo	W	16-0
N 3	at Western Michigan	W	24-9
N 10	at Kent State	W	20-10
N 17	Cincinnati	W	6-0
D 22	vs. Florida * (N)	W	16-7

* Tangerine Bowl, Gainesville, FL

Year-By-Year Results

1974
(10-0-1; 5-0 MAC/1st)
MAC CHAMPIONS
TANGERINE BOWL CHAMPIONS
Coach: Dick Crum

S 7	Eastern Michigan	W	39-0
S 21	at Purdue	T	7-7
S 28	at Marshall	W	42-0
O 5	at Kentucky (N)	W	14-10
O 12	at Ohio	W	31-3
O 19	Bowling Green	W	34-10
O 26	at Toledo	W	38-22
N 2	Western Michigan	W	31-0
N 9	Kent State	W	19-17
N 16	at Cincinnati	W	27-7
D 21	vs. Georgia * (N)	W	21-10

* Tangerine Bowl, Orlando, FL

1975
(11-1; 6-0 MAC/1st)
MAC CHAMPIONS
TANGERINE BOWL CHAMPIONS
Coach: Dick Crum

S 13	Marshall	W	50-0
S 20	at Michigan State	L	13-14
S 27	Ball State	W	35-28
O 4	at Purdue	W	14-3
O 11	at Dayton	W	10-0
O 18	Ohio	W	17-9
O 25	at Bowling Green	W	20-17
N 1	Toledo	W	35-21
N 8	at Western Michigan	W	44-21
N 15	at Kent State	W	27-8
N 22	Cincinnati	W	21-13
D 20	vs. South Carolina *	W	20-7

* Tangerine Bowl, Orlando, FL

1976
(3-8; 2-4 MAC/7th)
Coach: Dick Crum

S 4	at North Carolina	L	10-14
S 11	at Marshall	L	16-21
S 18	Ball State	L	6-23
S 25	at Cincinnati (N)	L	0-17
O 2	at Purdue	L	20-42
O 16	at Ohio	L	14-28
O 23	Bowling Green	W	9-7
O 30	at Toledo	L	9-24
N 6	Western Michigan	W	31-0
N 13	Kent State	L	17-24
N 20	Dayton	W	28-8

1977
(10-1; 5-0 MAC/1st)
MAC CHAMPIONS
Coach: Dick Crum

S 3	Dayton	W	26-23
S 17	at South Carolina (N)	L	19-42
S 24	at Indiana	W	21-20
O 1	at Yale	W	28-14
O 8	Marshall	W	29-19
O 15	Ohio	W	28-24
O 22	at Bowling Green	W	33-13
O 29	Toledo	W	27-3
N 5	at Western Michigan	W	14-8
N 12	at Kent State	W	25-0
N 24	at Cincinnati	W	12-7

1978
(8-2-1; 5-2 MAC/3rd)
Coach: Tom Reed

S 9	at Ball State	L	14-38
S 16	Central Michigan	L	18-37
S 23	Western Michigan	W	7-3
S 30	at Dayton (N)	T	10-10
O 7	at North Carolina	W	7-3
O 14	at Marshall	W	29-3
O 21	Bowling Green	W	18-7
O 28	at Toledo	W	28-7
N 4	at Ohio	W	31-16
N 11	Kent State	W	38-13
N 18	Cincinnati	W	28-24

1979
(6-5; 3-4 MAC/7th)
Coach: Tom Reed

S 8	Ball State	W	27-3
S 15	at Kentucky	W	15-14
S 22	at Michigan State	L	21-24
S 29	at Central Michigan	L	18-19
O 6	at Marshall	W	38-0
O 13	Ohio	L	7-9
O 20	at Bowling Green	W	21-3
O 27	Toledo	L	21-24
N 3	at Western Michigan	L	3-24
N 10	at Kent State	W	35-8
N 17	Cincinnati	W	27-14

1980
(5-6; 4-3 MAC/3rd-tie)
Coach: Tom Reed

S 13	Central Michigan	L	14-15
S 20	at Syracuse (N)	L	24-36
S 27	at Ball State	W	42-9
O 4	at Purdue	L	3-28
O 11	Marshall	W	34-6
O 18	at Ohio	L	7-17
O 25	Bowling Green	W	7-3
N 1	at Toledo	L	14-17
N 8	Western Michigan	W	34-24
N 15	Kent State	W	49-14
N 22	at Cincinnati	L	13-23

1981
(8-2-1; 6-1-1 MAC/2nd)
Coach: Tom Reed

S 12	at William & Mary	W	33-14
S 19	at North Carolina	L	7-49
S 26	at Eastern Michigan (N)	W	18-12
O 3	Kent State	W	20-13
O 10	at Bowling Green	T	7-7
O 17	Western Michigan	W	20-19
O 24	Ohio	W	40-14
O 31	at Toledo	L	10-17
N 7	at Central Michigan	W	7-3
N 14	Northern Illinois	W	30-3
N 21	Cincinnati	W	7-3

1982
(7-4; 5-3 MAC/3rd)
Coach: Tom Reed

S 11	William & Mary	W	35-17
S 18	at Northwestern	W	27-13
S 25	Eastern Michigan	W	35-0
O 2	at Kent State	W	20-0
O 9	Bowling Green	W	17-12
O 16	at Western Michigan	L	0-10
O 23	at Ohio	L	0-20
O 30	Toledo	W	21-17
N 6	Central Michigan	W	23-0
N 13	at Northern Illinois	L	7-12
N 18	at Cincinnati	L	10-20

1983
(4-7; 3-5 MAC/7th)
Coach: Tim Rose

S 10	at South Carolina (N)	L	3-24
S 17	at North Carolina	L	17-48
S 24	at Bowling Green	L	14-17
O 1	Western Michigan	L	18-20
O 8	Kent State	W	27-7
O 15	at Toledo	L	9-10
O 22	at Central Michigan	W	12-7
O 29	Northern Illinois	L	0-17
N 5	Ohio	L	14-17
N 12	at Eastern Michigan	W	24-12
N 19	Cincinnati	W	14-10

1984
(4-7; 3-5 MAC/6th-tie)
Coach: Tim Rose

S 8	at Western Michigan	L	13-17
S 15	at Houston (N)	L	17-30
S 23	Bowling Green	L	10-41
S 29	at Washington	L	7-53
O 6	at Kent State	W	19-3
O 13	Toledo	L	7-10
O 20	Central Michigan	L	9-10
O 27	at Northern Illinois	W	20-7
N 3	at Ohio	L	19-24
N 10	Eastern Michigan	W	23-0
N 22	at Cincinnati	W	31-26

1985
(8-2-1; 7-1-1 MAC/2nd)
Coach: Tim Rose

S 14	at Ball State	W	17-13
S 21	at Bowling Green	L	24-28
S 28	at Oklahoma St. (N)	L	10-45
O 5	Ohio	W	29-22
O 12	at Toledo (N)	W	26-14
O 19	Western Michigan	T	10-10
O 26	Northern Illinois	W	32-15
N 2	at Central Michigan	W	19-14
N 9	Kent State	W	52-24
N 16	at Eastern Michigan (N)	W	31-16
N 23	Cincinnati	W	16-10

1986
(8-4; 6-2 MAC/1st)
MAC CHAMPIONS
CALIFORNIA BOWL
Coach: Tim Rose

S 6	Ball State	W	45-7
S 13	at Cincinnati	L	38-45
S 20	at Louisiana State (N)	W	21-12
S 27	Bowling Green	W	24-7
O 4	at Ohio	W	34-14
O 11	Toledo	W	24-8
O 18	at Western Michigan	L	17-27
O 25	at Northern Illinois	W	20-6
N 1	Central Michigan	W	59-21
N 8	at Kent State	L	23-24
N 15	Eastern Michigan	W	34-20
D 13	vs. San Jose State *	L	7-37

* California Bowl, Fresno, CA

1987
(5-6; 5-3 MAC/2nd-tie)
Coach: Tim Rose

S 5	at Central Michigan	W	15-6
S 12	Eastern Michigan	L	17-33
S 19	at Syracuse (N)	L	10-24
S 26	at Cincinnati (N)	L	26-31
O 3	Ball State	W	30-20
O 10	at Western Michigan	W	17-0
O 17	Ohio	W	10-9
O 24	at Toledo	L	25-37
O 31	Bowling Green	W	17-7
N 7	at Miami (FL) (N)	L	3-54
N 14	at Kent State	L	10-14

1988
(0-10-1; 0-7-1 MAC/9th)
Coach: Tim Rose

S 3	at Eastern Michigan (N)	L	17-24
S 10	at Oklahoma State (N)	L	20-52
S 17	at Minnesota (N)	L	3-35
S 24	Cincinnati	L	18-34
O 1	at Ball State	L	14-45
O 8	Western Michigan	L	18-41
O 15	at Ohio	L	21-38
O 22	Toledo	L	7-20
O 29	at Bowling Green	T	21-21
N 12	Kent State	L	11-17
N 19	Central Michigan	L	17-34

1989
(2-8-1; 2-5-1 MAC/7th)
Coach: Tim Rose

S 9	at Purdue	L	10-27
S 16	at Michigan State	L	0-49
S 23	Cincinnati	L	14-30
S 30	Central Michigan	L	7-20
O 7	at Ball State	L	9-37
O 14	Ohio	T	22-22
O 21	at Toledo	L	14-17
O 28	Bowling Green	W	17-13
N 4	at Eastern Michigan	L	7-20
N 11	at Kent State	W	15-13
N 18	Western Michigan	L	7-14

1990
(5-5-1; 4-3-1 MAC/5th)
Coach: Randy Walker

S 1	at North Carolina	L	0-34
S 8	Toledo	L	14-20
S 15	at Louisiana State (N)	L	7-35
S 22	at Cincinnati	W	16-12
S 29	at Central Michigan	L	7-31
O 6	Ball State	W	24-10
O 13	at Ohio	W	40-18
O 27	at Bowling Green	T	10-10
N 3	Eastern Michigan	W	34-14
N 10	Kent State	W	31-10
N 17	at Western Michigan	L	17-31

Year-By-Year Results

1991
(6-4-1; 4-3-1 MAC/3rd-tie)
Coach: Randy Walker

A 31	Ball State	W	15-7
S 7	at Kentucky (N)	L	20-23
S 14	Eastern Michigan	W	29-3
S 28	at Cincinnati	W	22-9
O 5	at SW Louisiana	W	27-14
O 12	at Central Michigan	T	10-10
O 19	Ohio	W	34-0
O 26	at Toledo	L	7-24
N 2	Bowling Green	L	7-17
N 9	at Western Michigan	L	23-24
N 16	at Kent State	W	20-9

1992
(6-4-1; 5-3 MAC/3rd-tie)
Coach: Randy Walker

S 5	at West Virginia (N)	T	29-29
S 12	at Indiana	L	0-16
S 19	Cincinnati	W	17-14
S 26	at Ball State	L	9-19
O 3	at Eastern Michigan (N)	W	24-7
O 10	Central Michigan	W	16-13
O 17	at Ohio	W	23-21
O 24	Toledo	L	17-20
O 31	at Bowling Green	L	24-44
N 7	Western Michigan	W	20-7
N 14	Kent State	W	31-14

1993
(4-7; 3-6 MAC/9th)
Coach: Randy Walker

S 11	SW Louisiana	W	29-28
S 18	at Cincinnati (N)	L	23-30
S 25	at Western Michigan	L	0-17
O 2	Eastern Michigan	L	7-15
O 9	at Akron (N)	L	13-31
O 16	at Toledo (N)	W	22-19
O 23	Ohio	L	20-22
O 30	Bowling Green	L	25-30
N 6	at Ball State	L	0-21
N 13	at Kent State	W	23-14
N 20	Central Michigan	W	24-21

1994
(6-4-1; 5-3 MAC/3rd-tie)
Coach: Randy Walker

S 3	Western Michigan	L	25-28
S 10	at Indiana	L	14-35
S 17	Cincinnati	T	17-17
S 24	at Michigan State	W	10-45*
O 1	at Eastern Michigan	W	21-17
O 8	Akron	W	50-14
O 15	at Ohio	W	31-10
O 22	at Central Michigan	L	30-32
O 29	at Bowling Green	L	16-27
N 5	Ball State	W	24-21
N 12	Kent State	W	24-14

**Game later forefeited by Michigan State due to use of ineligible player*

1995
(8-2-1; 6-1-1 MAC/2nd)
Coach: Randy Walker

A 31	Ball State (N)	L	15-17
S 9	at Kent State	W	39-0
S 16	at Northwestern	W	30-28
S 23	Cincinnati	W	23-16
S 30	at Michigan	L	19-38
O 7	at Bowling Green	W	21-0
O 14	Toledo	T	28-28
O 28	at Central Michigan	W	17-13
N 4	Eastern Michigan	W	39-23
N 11	at Ohio	W	30-2
N 18	Akron	W	65-0

1996
(6-5; 6-2 MAC/2nd-tie)
Coach: Randy Walker

A 31	Kent State	W	64-6
S 7	at Ball State	W	16-6
S 14	at Indiana	L	14-21
S 21	Bowling Green	L	10-14
S 28	at Cincinnati (3OT) (N)	L	23-30
O 5	Central Michigan	W	46-14
O 12	at Eastern Michigan	W	35-25
O 19	at Akron	L	7-10
O 26	Army	L	7-27
N 2	at Toledo	W	27-7
N 9	Ohio	W	24-8

1997
(8-3; 6-2 MAC/2nd-tie East)
Coach: Randy Walker

A 30	Ball State	W	27-10
S 6	at Bowling Green	L	21-28
S 13	Akron	W	49-20
S 27	at Army	W	38-14
O 4	at Virginia Tech	W	24-17
O 11	at Kent State (N)	W	62-26
O 18	Marshall	W	45-21
O 25	Cincinnati (2OT)	L	31-34
N 1	at Toledo	L	28-35
N 8	at Ohio	W	45-21
N 15	Northern Illinois	W	42-0

1998
(10-1; 7-1 MAC/1st-tie East)
Coach: Randy Walker

S 5	at North Carolina (N)	W	13-10
S 12	at Army	W	14-13
S 26	Toledo	W	28-14
O 3	at Marshall (N)	L	17-31
O 10	Bowling Green	W	24-12
O 17	at Ball State	W	28-17
O 24	at Cincinnati	W	41-0
O 31	Ohio	W	35-21
N 7	at Northern Illinois	W	41-10
N 14	Kent State	W	56-0
N 21	at Akron	W	20-14

1999
(7-4; 6-2 MAC/2nd East)
Coach: Terry Hoeppner

S 4	at Northwestern	W	28-3
S 11	at West Virginia	L	27-43
S 18	Eastern Michigan	W	35-14
S 25	at Central Michigan	W	24-16
O 2	Marshall	L	14-32
O 9	at Bowling Green	W	45-31
O 16	at Kent State	W	17-10
O 30	Cincinnati	L	42-52
N 6	Akron	W	32-23
N 13	at Ohio	L	28-40
N 20	Buffalo	W	43-0

2000
(6-5; 5-3 (4-2 East) MAC/3rd-tie East)
Coach: Terry Hoeppner

S 2	at Vanderbilt (N)	W	33-30
S 9	at Eastern Michigan	W	34-17
S 16	at Ohio State	L	16-27
S 23	Kent State	W	45-14
S 30	at Akron (N)	L	20-37
O 7	Ball State	L	10-15
O 14	Bowling Green	W	24-10
O 28	at Cincinnati	L	15-45
N 4	Ohio	W	27-24
N 11	at Marshall (N)	L	31-51
N 18	at Buffalo	W	17-16

2001
(7-5; 6-2 (4-2 East) MAC/2nd-tie East)
Coach: Terry Hoeppner

S 1	Michigan	L	13-31
S 8	Iowa	L	19-44
S 22	Cincinnati	W	21-14
S 29	at Ball State	W	28-20
O 6	Buffalo	W	31-14
O 13	Akron	W	30-27
O 20	Ohio	W	36-24
O 27	Western Michigan	W	25-11
N 3	at Bowling Green (N)	W	24-21
N 10	Marshall	L	21-27
N 17	at Hawai'i (N)	L	51-52
N 24	at Kent State	L	20-24

2002
(7-5; 5-3 MAC/3rd East)
Coach: Terry Hoeppner

A 31	at North Carolina	W	27-21
S 7	Iowa	L	24-29
S 14	at LSU (N)	L	7-33
S 21	Kent State	W	27-20
S 28	at Akron	W	48-31
O 5	at Cincinnati	W	31-26
O 12	Northern Illinois	L	48-41
O 19	at Buffalo	W	49-0
O 26	at Toledo (N)	W	27-13
N 2	Ohio	W	38-20
N 12	at Marshall (N)	L	34-36
N 23	UCF	L	31-48

2003
(13-1; 8-0 MAC/1st)
MAC CHAMPIONS
GMAC BOWL CHAMPIONS
Coach: Terry Hoeppner

A 30	at Iowa	L	3-21
S 13	at Northwestern	W	44-14
S 20	at Colorado State	W	41-21
S 27	Cincinnati	W	42-37
O 4	Akron	W	45-20
O 11	Buffalo	W	59-3
O 18	at Ball State	W	49-3
O 25	at Kent State	W	38-30
N 4	Bowling Green (N)	W	33-10
N 12	Marshall (N)	W	45-6
N 22	at Ohio	W	49-31
N 28	at UCF	W	56-21
D 4	at Bowling Green^	W	49-27
D 18	vs. Louisville $	W	49-28

^ MAC Championship Game
$ GMAC Bowl; Mobile, AL

2004
(8-5; 7-1 MAC/1st East)
MAC EAST CHAMPIONS
INDEPENDENCE BOWL
Coach: Terry Hoeppner

A 28	Indiana State (N)	W	49-0
S 4	at Michigan	L	10-42
S 11	at Cincinnati (N)	L	26-45
S 18	Ohio	W	40-20
S 29	at Marshall (N)	L	25-33
O 9	Kent State	W	47-27
O 16	at Buffalo	W	25-7
O 23	UCF (N)	W	43-7
N 2	Toledo (N)	W	23-16
N 13	at Western Michigan	W	42-21
N 20	at Akron (N)	W	37-27
D 2	vs. Toledo^ (N)	L	27-35
D 28	vs. Iowa State% (N)	L	13-17

^ MAC Championship Game, Detroit, MI
% Independence Bowl; Shreveport, LA

2005
(7-4; 5-3 MAC/1st-tie East)
MAC EAST CO-CHAMPIONS
Coach: Shane Montgomery

S3	at Ohio State	L	14-34
S10	Central Michigan	L	37-38
S17	at Kent State	W	27-10
S28	Cincinnati (N)	W	44-16
O5	at Northern Illinois (N)	L	27-38
O15	Akron	W	51-23
O22	at Eastern Michigan (N)	W	24-23
O29	at Temple	W	41-14
N5	Buffalo	W	54-13
N15	Bowling Green (N)	L	14-42
N21	at Ohio (N)	W	38-7

2006
(2-10; 2-6 MAC/5th East)
Coach: Shane Montgomery

A 31	Northwestern (N)	L	3-21
S 9	at Purdue	L	31-38 (OT)
S 16	Kent State	L	14-16
S 23	at Syracuse (N)	L	14-34
S 30	at Cincinnati	L	10-24
O 8	Northern Illinois (N)	L	25-28
O 11	at Buffalo	W	38-31
O 21	at Akron (N)	L	13-24
O 28	Ball State	L	17-20
N 4	at Western Michigan	L	24-27
N 15	at Bowling Green (N)	W	9-7
N 24	Ohio	L	24-34

2007
(6-7; 5-3 (4-2 East) MAC/1st-tie East)
MAC EAST CO-CHAMPIONS
Coach: Shane Montgomery

A 30	at Ball State (N)	W	14-13
S 8	at Minnesota	L	35-41 (3OT)
S 15	Cincinnati	L	10-47
S 22	at Colorado	L	0-42
S 29	Syracuse	W	17-14
O 6	at Kent State	W	20-13
O 13	Bowling Green	W	47-14
O 20	at Temple	L	17-24
O 27	at Vanderbilt	L	13-24
N 3	Buffalo	W	31-28
N 14	Akron	W	7-0
N 24	at Ohio	L	29-38
D 1	vs. Central Michigan ^	L	10-35

^ MAC Championship Game, Detroit, MI
(N) Night game

Year-By-Year Results

2008
(2-10; 1-7 (1-3 East) MAC/7th East)
Coach: Shane Montgomery

A 28	Vanderbilt (N)	L	13-34
S 6	at Michigan	L	6-16
S 13	Charleston Southern	W	38-27
S 20	at Cincinnati (N)	L	20-45
O 4	Temple	L	10-28
O 11	at Northern Illinois	L	13-17
O 18	at Bowling Green	W	27-20
O 25	Kent State	L	21-54
N 4	at Buffalo (N)	L	17-37
N 11	Ball State (N)	L	16-31
N 21	at Toledo (N)	L	14-42
N 24	Ohio	L	26-41

(N) Night game

2009
(1-11; 1-7 (MAC/7th East)
Coach: Michael Haywood

S 5	Kentucky (Cincinnati)	L	0-42
S 12	at Boise State (N)	L	0-48
S 19	at Western Michigan (N)	L	26-48
S 26	at Kent State (N)	L	19-29
O 3	Cincinnati	L	13-37
O 10	at Northwestern	L	6-16
O 17	at Ohio	L	7-28
O 24	Northern Illinois	L	22-27
O 31	Toledo (N)	W	31-24
N 5	at Temple (N)	L	32-34
N 12	Bowling Green (N)	L	14-35
N 18	Buffalo (N)	L	17-42

(N) Night game

2010
(10-4; 7-1 MAC/1st)
MAC CHAMPIONS
GODADDY.COM BOWL CHAMPIONS
Coach: Michael Haywood/Lance Guidry

S 4	at Florida	L	12-34
S 11	Eastern Michigan	W	28-21
S 18	Colorado State	W	31-10
S 25	at Missouri	L	13-51
O 2	Kent State	W	27-21
O 9	at Cincinnati (N)	L	3-45
O 16	at Central Michigan	W	27-20
O 23	Ohio	L	13-34
O 30	at Buffalo	W	21-9
N 10	at Bowling Green (N)	W	24-21
N 17	at Akron (N)	W	19-14
N 23	Temple (N)	W	23-3
D 3	vs. Northern Illinois^	W	26-21
J 6	vs. Middle Tennessee State$	W	35-21

^ MAC Championship Game (Detroit, Mich.)
$ GoDaddy.com Bowl (Mobile, Ala.)
(bowl game coached by Lance Guidry)

2011
(4-8; 3-5 MAC/T-4th East)
Coach: Don Treadwell

S 3	at Missouri	L	6-17
S 17	at Minnesota	L	23-29
S 24	Bowling Green	L	23-37
O 1	Cincinnati	L	0-27
O 8	Army	W	35-28
O 15	at Kent State	W	9-3
O 22	at Toledo (N)	L	28-49
O 29	Buffalo	W	41-13
N 3	Akron (N)	W	35-3
N 9	at Temple	L	21-24
N 16	Western Michigan (N)	L	21-24
N 22	at Ohio (N)	L	14-21

(N) Night game

2012
(4-8; 3-5 MAC/T-4th East)
Coach: Don Treadwell

S 1	at Ohio State	L	10-56
S 8	Southern Illinois	W	30-14
S 15	at Boise State	L	12-39
S 22	Massachusetts	W	27-16
S 29	at Akron	W	56-49
O 6	at Cincinnati (N)	L	14-52
O 13	at Bowling Green	L	12-37
O 27	Ohio	W	23-20
N 3	at Buffalo	L	24-27
N 10	Kent State	L	32-48
N 17	at Central Michigan	L	16-30
N 22	Ball State	L	24-31

(N) Night game

2013
(0-12; 0-8 MAC/7th East)
Coach: Don Treadwell (0-5)/Interim Mike Bath (0-7)

A 31	at Marshall	L	14-52
S 7	at Kentucky	L	7-41
S 21	Cincinnati	L	0-14
S 28	at Illinois	L	14-50
O 5	Central Michigan	L	9-21
O 12	at Massachusetts	L	10-17
O 19	Akron	L	17-24
O 26	at Ohio	L	16-41
N 5	Bowling Green	L	3-45
N 13	at Kent State	L	6-24
N 19	Buffalo	L	7-44
N 29	at Ball State	L	14-55

2014
(2-10; 2-6 MAC/6th East)
Coach: Chuck Martin

A 30	Marshall	L	42-27
S 6	Eastern Kentucky	L	17-10
S 13	at Michigan	L	34-10
S 20	at Cincinnati	L	31-24
S 27	at Buffalo	L	35-27
O 4	UMass	W	42-41
O 11	at Akron	L	29-19
O 18	at Northern Illinois	L	51-41
O 25	Kent State	W	10-3
N 1	Western Michigan	L	41-10
N 15	at Central Michigan	L	34-27
N 25	Ohio	L	24-21

2015
(3-9; 2-6 MAC/T-5th East)
Coach: Chuck Martin

S 5	Presbyterian	W	26-7
S 12	at Wisconsin	L	58-0
S 19	Cincinnati	L	37-33
S 26	at Western Kentucky	L	56-14
O 3	at Kent State	L	20-14
O 10	at Ohio	L	34-3
O 17	Northern Illinois	L	45-12
O 24	at Western Michigan	L	35-13
O 29	Buffalo	L	29-24
N 7	Eastern Michigan	W	28-13
N 14	Akron	L	37-28
N 21	at Massachusetts	W	20-13

2016
(6-7; 6-2 MAC/T-1st East)
MAC EAST CO-CHAMPIONS
ST. PETERSBURG BOWL
Coach: Chuck Martin

S 3	at Iowa	L	21-45
S 10	Eastern Illinois	L	17-21
S 17	Western Kentucky	L	24-31
S 24	at Cincinnati	L	20-27
O 1	Ohio (N)	L	7-17
O 8	at Akron	L	13-35
O 15	Kent State	W	18-14
O 22	at Bowling Green	W	40-26
O 29	at Eastern Michigan	W	28-15
N 4	Central Michigan	W	37-17
N 12	at Buffalo	W	35-24
N 22	Ball State	W	21-20
D 26	Mississippi State (St. Petersburg)	L	16-17

2017
(5-7; 4-4 MAC/T-3rd East)
Coach: Chuck Martin

S 2	at Marshall	L	26-31
S 9	Austin Peay	W	31-10
S 16	Cincinnati	L	17-21
S 23	at Central Michigan	W	31-14
S 30	at Notre Dame	L	17-52
O 7	Bowling Green	L	29-37
O 14	at Kent State	L	14-17
O 21	Buffalo	W	24-14
O 31	at Ohio	L	28-45
N 7	Akron	W	24-14
N 15	Eastern Michigan	L	24-27
N 21	at Ball State	W	28-7

Year-By-Year Results

Miami's MAC Championships

1948	1950	1954
1955	1957	1958
1965	1966	1973
1974	1975	1977
1986	2003	2010

MAC East Division Titles

2003	2004	2005
2007	2010	2016

Year-By-Year Records

Year	Overall Record	MAC Record	MAC Finish	Coach
1888	0-0-1			No paid coach
1889	4-0			No paid coach
1890	—			No games played
1891	1-1			No paid coach
1892	2-2			No paid coach
1893	3-0			No paid coach
1894	1-2			No paid coach
1895	3-0			C.K. Fauver
1896	3-1			Ernest Merrill
1897	2-4-1			Herbert McIntyre
1898	0-2			No paid coach
1899	1-5			No paid coach
1900	0-2			Alonzo Branch
1901	1-3-1			Thomas Hazzard
1902	5-2-1			Peter McPherson
1903	1-4			Peter McPherson
1904	1-5			Arther Smith
1905	4-3			No paid coach
1906	1-5-1			Arthur Parmalee
1907	6-1			Amos Foster
1908	7-0			Amos Foster
1909	3-4			Harold Iddings
1910	2-4-1			Harold Iddings
1911	2-4-2			Edwin Sweetland
1912	3-3-2			James Donnelly
1913	6-2			James Donnelly
1914	5-3			James Donnelly
1915	6-2			C.J. Roberts
1916	7-0-1			George Little
1917	6-0-2			George Rider
1918	5-0-1			George Rider
1919	7-1			George Little
1920	5-2-1			George Little
1921	8-0			George Little
1922	4-3-1			Harry Ewing
1923	3-4-1			Harry Ewing
1924	2-6			Chester Pittser
1925	5-3			Chester Pittser
1926	5-2-1			Chester Pittser
1927	8-1			Chester Pittser
1928	6-2			Chester Pittser
1929	7-2			Chester Pittser
1930	4-4-1			Chester Pittser
1931	4-5			Chester Pittser
1932	7-1			Frank Wilton
1933	7-2			Frank Wilton
1934	5-4			Frank Wilton
1935	5-3-1			Frank Wilton
1936	7-1-1			Frank Wilton
1937	4-4-1			Frank Wilton
1938	6-3			Frank Wilton
1939	1-7-1			Frank Wilton
1940	0-7-1			Frank Wilton
1941	2-7			Frank Wilton
1942	3-6			Stu Holcomb
1943	7-2-1			Stu Holcomb
1944	8-1			Sid Gillman
1945	7-2			Sid Gillman
1946	7-3			Sid Gillman
1947	9-0-1			Sid Gillman
1948	**7-1-1**	**4-0**	**1st**	**George Blackburn**
1949	5-4	3-1	2nd	Woody Hayes
1950	**9-1**	**4-0**	**1st**	**Woody Hayes**
1951	7-3	3-1	2nd	Ara Parseghian
1952	8-1	4-1	2nd	Ara Parseghian
1953	7-1-1	3-0-1	2nd	Ara Parseghian
1954	**8-1**	**4-0**	**1st**	**Ara Parseghian**
1955	**9-0**	**5-0**	**1st**	**Ara Parseghian**
1956	7-1-1	4-0-1	2nd	John Pont
1957	**6-3**	**5-0**	**1st**	**John Pont**
1958	**6-3**	**5-0**	**1st**	**John Pont**
1959	5-4	3-2	3rd	John Pont
1960	5-5	2-3	4th	John Pont
1961	6-4	3-2	3rd	John Pont
1962	8-2-1	3-1-1	3rd	John Pont
1963	5-3-2	4-1-1	2nd	Bo Schembechler
1964	6-3-1	4-2	2nd-t	Bo Schembechler
1965	**7-3**	**5-1**	**1st-t**	**Bo Schembechler**
1966	**9-1**	**5-1**	**1st-t**	**Bo Schembechler**
1967	6-4	4-2	3rd-t	Bo Schembechler
1968	7-3	5-1	2nd	Bo Schembechler
1969	7-3	2-3	3rd-t	Bill Mallory
1970	7-3	3-2	2nd-t	Bill Mallory
1971	7-3	2-3	3rd-t	Bill Mallory
1972	7-3	2-3	4th-t	Bill Mallory
1973	**11-0**	**5-0**	**1st**	**Bill Mallory**
1974	**10-0-1**	**5-0**	**1st**	**Dick Crum**
1975	**11-1**	**6-0**	**1st**	**Dick Crum**
1976	3-8	2-4	7th	Dick Crum
1977	**10-1**	**5-0**	**1st**	**Dick Crum**
1978	8-2-1	5-2	3rd	Tom Reed
1979	6-5	3-4	7th	Tom Reed
1980	5-6	4-3	3rd-t	Tom Reed
1981	8-2-1	6-1-1	2nd	Tom Reed
1982	7-4	5-3	3rd	Tom Reed
1983	4-7	3-5	7th	Tim Rose
1984	4-7	3-5	6th-t	Tim Rose
1985	8-2-1	7-1-1	2nd	Tim Rose
1986	**8-4**	**6-2**	**1st**	**Tim Rose**
1987	5-6	5-3	2nd-t	Tim Rose
1988	0-10-1	0-7-1	9th	Tim Rose
1989	2-8-1	2-5-1	7th	Tim Rose
1990	5-5-1	4-3-1	5th	Randy Walker
1991	6-4-1	4-3-1	3rd-t	Randy Walker
1992	6-4-1	5-3	3rd-t	Randy Walker
1993	4-7	3-6	9th	Randy Walker
1994	6-4-1	5-3	3rd-t	Randy Walker
1995	8-2-1	6-1-1	2nd	Randy Walker
1996	6-5	6-2	2nd-t	Randy Walker
1997	8-3	6-2	2nd-t E	Randy Walker
1998	**10-1**	**7-1**	**1st-t E**	**Randy Walker**
1999	7-4	6-2	2nd E	Terry Hoeppner
2000	6-5	5-3/4-2	3rd-t E	Terry Hoeppner
2001	7-5	6-2/4-2	2nd-t E	Terry Hoeppner
2002	7-5	5-3	3rd E	Terry Hoeppner
2003	**13-1**	**8-0**	**1st E**	**Terry Hoeppner**
2004	**8-5**	**7-1**	**1st E**	**Terry Hoeppner**
2005	**7-4**	**5-3**	**1st-t E**	**Shane Montgomery**
2006	2-10	2-6	5th E	Shane Montgomery
2007	**6-7**	**5-2/4-2**	**1st-t E**	**Shane Montgomery**
2008	2-10	1-7	7th E	Shane Montgomery
2009	1-11	1-7	7th E	Michael Haywood
2010	**10-4**	**7-1**	**1st E**	**M.Haywood/L.Guidry#**
2011	4-8	3-5	4th-t E	Don Treadwell
2012	4-8	3-5	4th-t E	Don Treadwell
2013	0-12	0-8	7th-E	Don Treadwell
2014	2-10	2-6	6th-E	Chuck Martin
2015	3-9	2-6	5th-t E	Chuck Martin
2016	**6-7**	**6-2**	**T-1st E**	**Chuck Martin**
2017	5-7	4-4	T-3rd E	Chuck Martin

MAC divisional play began in 1997

Bold denotes first-place MAC finishes (also includes first-place division finishes)

#Lance Guidry served as interim coach of the 2011 GoDaddy.com Bowl

All-Time Records Vs. Opponents

Team	First Game	W	L	T	Pct.
Adrian	1935	1	0	0	1.000
Akron	1915	17	9	1	.648
Alma	1937	2	0	0	1.000
Alumni/Frosh	1922	1	0	1	.750
Antioch	1901	3	0	0	1.000
Arizona State	1950	1	0	0	1.000
Arkansas-Monticello	1943	0	1	0	.000
Army	1960	3	2	0	.600
Ashland	1930	1	0	0	1.000
Austin Peay	2017	1	0	0	1.000
Baldwin-Wallace	1943	1	0	0	1.000
Ball State	1931	18	11	1	.617
Bethany	1943	1	0	0	1.000
Boise State	2009	0	2	0	.000
Bowling Green	1941	43	24	5	.632
Bradley	1946	2	0	0	1.000
Buffalo	1951	14	6	0	.700
Butler	1895	3	3	1	.500
Carnegie Mellon	1934	0	1	0	.000
Case	1919	4	1	1	.750
Central Florida	2002	2	1	0	.667
Central Michigan	1978	14	13	1	.518
Centre	1892	3	5	0	.375
Charleston Southern	2008	1	0	0	1.000
Cincinnati	1888	59	56	7	.512
Cincinnati Gym	1907	1	0	0	1.000
Cincinnati YMCA	1892	1	0	0	1.000
Colorado	2007	0	1	0	.000
Colorado State	2003	2	0	0	1.000
Dartmouth	1942	0	1	0	.000
Dayton	1896	29	10	3	.726
Dayton AC	1889	1	1	0	.500
Dayton HS	1889	1	1	0	.500
Defiance	1928	1	0	0	1.000
Denison	1901	15	7	2	.667
DePauw	1903	3	6	1	.350
Detroit Tech	1939	0	1	0	.000
Earlham	1889	9	4	1	.679
Eastern Kentucky	1934	2	1	0	1.000
Eastern Illinois	2016	0	1	1	.000
Eastern Michigan	1974	19	5	0	.792
Findlay	1938	1	0	0	1.000
Florida	1973	1	1	0	.500
Georgetown (KY)	1905	8	0	0	1.000
George Washington	1956	0	1	0	.000
Georgia	1974	1	0	0	1.000
Hamilton AC	1891	5	0	0	1.000
Hanover	1927	4	0	0	1.000
Hawai'i	2001	0	1	0	.000
Heidelberg	1933	1	0	0	1.000
Houston	1962	0	2	0	.000
Illinois	1932	0	3	0	.000
Illinois "B"	1930	0	0	1	.500
Indiana	1897	3	10	1	.250
Indiana Medics	1904	0	1	0	.000
Indiana Normal	1945	1	0	0	1.000
Indiana State	2004	1	0	0	1.000
Iowa	2001	0	4	0	.000
Iowa State	2004	0	1	0	.000
John Carroll	1934	1	1	0	.500
Kent State	1942	48	17	0	.739
Kentucky	1894	4	8	1	.346
Kentucky Wesleyan	1929	2	0	0	1.000
Kenyon	1916	4	0	0	1.000
Louisiana State	1986	1	2	0	.333
Louisville	2003	1	0	0	1.000
Marietta	1906	3	2	0	.600
Marquette	1951	2	1	0	.667
Marshall	1905	30	13	1	.693
Maryland	1969	1	0	0	1.000
Massachusetts	2012	3	1	0	..750
Memphis NATC	1946	1	0	0	1.000
Miami (FL)	1945	0	3	0	.000
Michigan	1924	0	6	0	.000
Michigan State	1975	1	3	0	.250
Minnesota	1988	0	3	0	.000
Mississippi State	2016	0	1	0	.000
Missouri	2010	0	2	0	.000
Mount Union	1914	11	2	0	.846
Murray State	1944	2	0	0	1.000
Nashville Guards	1897	1	0	0	1.000
North Carolina	1976	3	4	0	.429
Northern Illinois	1970	7	9	0	.438
Northwestern	1955	5	3	0	.625
Notre Dame	1909	0	2	0	.000
Notre Dame "B"	1945	1	0	0	1.000
Oberlin	1908	9	5	0	.643
Ohio	1908	52	40	2	.564
Ohio Northern	1915	9	0	0	1.000
Ohio State	1904	0	5	0	.000
Ohio Wesleyan	1891	17	15	1	.530
Oklahoma State	1985	0	2	0	.000
Otterbein	1902	5	0	0	1.000
Pacific (CA)	1968	1	1	0	.500
Pittsburgh	1931	0	2	0	.000
Presbyterian	2015	1	0	0	1.000
Purdue	1945	3	9	1	.269
Quantico Marines	1962	1	0	0	1.000
Rochester	1944	1	0	0	1.000
San Jose State	1986	0	1	0	.000
South Carolina	1972	3	2	0	.600
Southern Illinois	2012	1	0	0	1.000
Southwestern Louisiana	1991	2	0	0	1.000
St. Louis	1909	0	2	0	.000
Syracuse	1980	1	3	0	.250
Temple	2005	2	4	0	.333
Tennessee Tech	1953	1	0	0	1.000
Texas Tech	1947	1	0	0	1.000
Toledo	1936	28	22	1	.559
Transylvania	1908	3	0	0	1.000
Tulane	1967	1	0	0	1.000
Vanderbilt	1899	1	3	0	.250
Villanova	1959	2	1	0	.667
Virginia	1948	0	1	1	.250
Virginia Tech	1997	1	0	0	1.000
Wabash	1908	4	0	0	1.000
Washington	1984	0	1	0	.000
West Virginia	1992	0	1	1	.250
Western Kentucky	2015	0	2	0	.000
Western Michigan	1936	37	21	1	.627
Western Reserve	1909	6	6	1	.500
Wichita State	1947	6	0	0	1.000
William & Mary	1981	2	0	0	1.000
Wilmington	1908	7	0	0	1.000
Wisconsin	2015	0	1	0	.000
Wittenberg	1895	12	9	1	.568
Wooster	1916	2	2	1	.500
Wright Field	1945	1	0	0	1.000
Xavier	1902	19	10	3	.655
Yale	1977	1	0	0	1.000
Totals		668	422	44	.608

Note: Two opponents were known by different names when Miami played them. Arkansas A&M later became Arkansas-Monticello, and Carnegie Tech became Carnegie Mellon. Also, Case Institute of Technology and Western Reserve University merged and became Case Western Reserve University. Miami's win against Michigan State in 1994 came via a forfeit by the Spartans.

All-Time Coaching Records


Frank Wilton


John Pont

Bill Mallory


Ara Parseghian

Randy Walker

Coach	Tenure	Seasons	Games	W	L	T	Pct.
No paid coach	1888-1894*; 1898-99, 1905	9	32	16	15	1	.516
C. K. Fauver	1895	1	3	3	0	0	1.000
Ernest Merrill	1896	1	4	3	1	0	.750
Herbert McIntyre	1897	1	7	2	4	1	.357
Alonzo Branch	1900	1	2	0	2	0	.000
Thomas Hazzard	1901	1	5	1	3	1	.300
Peter McPherson	1902-03	2	13	6	6	1	.500
Arthur Smith	1904	1	6	1	5	0	.167
Arthur Parmalee	1906	1	7	1	5	1	.214
Amos Foster	1907-08	2	14	13	1	0	.929
Harold Iddings	1909-10	2	14	5	8	1	.393
Edwin Sweetland	1911	1	8	2	4	2	.375
James Donnelly	1912-14	3	24	14	8	2	.625
C.J. Roberts	1915	1	8	6	2	0	.750
George Little	1916, 1919-21	4	32	27	3	2	.875
George Rider	1917-18	2	14	11	0	3	.893
Harry Ewing	1922-23	2	16	7	7	2	.500
Chester Pittser	1924-31	8	68	41	25	2	.618
Frank Wilton	1932-41	10	88	44	39	5	.528
Stu Holcomb	1942-43	2	19	10	8	1	.553
Sid Gillman	1944-47	4	38	31	6	1	.829
George Blackburn	1948	1	9	7	1	1	.833
Woody Hayes	1949-50	2	19	14	5	0	.737
Ara Parseghian	1951-55	5	46	39	6	1	.859
John Pont	1956-62	7	67	43	22	2	.657
Bo Schembechler	1963-68	6	60	40	17	3	.692
Bill Mallory	1969-73	5	51	39	12	0	.765
Dick Crum	1974-77	4	45	34	10	1	.767
Tom Reed	1978-82	5	55	34	19	2	.636
Tim Rose	1983-89	7	78	31	44	3	.417
Randy Walker	1990-98	9	99	59	35	5	.621
Terry Hoeppner	1999-04	6	73	48	25	0	.658
Shane Montgomery	2005-08	4	48	17	31	0	.354
Michael Haywood	2009-10	2	25	10	15	0	.400
Lance Guidry#	2010		1	1	0	0	1.000
Don Treadwell	2011-13	3	29	8	21	0	.276
Mike Bath (Interim)	2013	1	7	0	7	0	.000
Chuck Martin	2014-PR	4	49	16	33	0	.388
Totals		**127**	**1,176**	**684**	**453**	**44**	**.600**

* No games played in 1890
#Coached 2011 GoDaddy.com Bowl

Career Coaching Leaders

CAREER GAMES

1. Randy Walker 99
2. Frank Wilton 88
3. Tim Rose 78
4. Terry Hoeppner 73
5. Chester Pittser 68
6. John Pont 67
7. Bo Schembechler 60
8. Tom Reed 55
9. Bill Mallory 51
10. Chuck Martin 49

CAREER VICTORIES

1. Randy Walker 59
2. Terry Hoeppner 48
3. Frank Wilton 44
4. John Pont 43
5. Chester Pittser 41
6. Bo Schembechler 40
7. Ara Parseghian 39
   Bill Mallory 39
9. Dick Crum 34
   Tom Reed 34

CAREER WINNING PCT.

1. Amos Foster ..... .929
2. George Rider ..... .893
3. George Little ..... .875
4. Ara Parseghian ..... .859
5. Sid Gillman ..... .829
6. Dick Crum ..... .767
7. Bill Mallory ..... .765
8. Woody Hayes ..... .737
9. Bo Schembechler ..... .692
10. Terry Hoeppner ..... .658

Minimum two seasons

Cradle Of Coaches

Throughout the sports world, Miami University is recognized as "The Cradle of Coaches" because of the number of coaching legends who began their careers on the Oxford campus.

College football luminaries such as Woody Hayes, Bo Schembechler, Ara Parseghian and John Pont used Miami as a training ground, as did professional coaching greats like Weeb Ewbank, Paul Brown and Sid Gillman.

At one point in 1977, five of the 10 head football coaches in the Big Ten were products of Miami University.

Bob Kurz, a 1958 graduate of Miami and former Miami Sports Information Director, helped put the legacy in context with his book *Miami of Ohio: The Cradle of Coaches,* which lays out the program's proud coaching tradition from its humble beginnings through the 2002 season, when it was last revised. His inspiration for the biography came in 1959, when Miami graduates Paul Dietzel and Parseghian were coaching the No. 1 and No. 2 college programs in the land and Brown, Gillman and Ewbank were revolutionizing the professional game.

Prior to the 2004 season, Kurz and his wife, Marian, provided a gift to the University to construct a Cradle of Coaches Plaza beyond the South endzone of Yager Stadium. The beautifully architected plaza provides a grand entrance to the stadium that is adorned with life-sized statues of some of the program's greatest coaching legends.

The below list contains just some of the college and NFL head coaches who started at Miami, either as players, assistant coaches or head coaches. Their years and roles at Miami are noted in italics.

***Bill Arnsparger**
New York Giants 1974-76
LSU 1984-86

#George Blackburn
Cincinnati 1955-60
Virginia 1965-70

***Earl (Red) Blaik**
Dartmouth 1934-40
Army 1941-58

***Paul Brown**
Ohio State 1941-43
Cleveland Browns 1946-62
Cincinnati Bengals 1968-75

***Carmen Cozza**
Yale 1965-1996

Earl (Red) Blaik

#Dick Crum
North Carolina 1978-87
Kent State 1988-90

***Paul Dietzel**
LSU 1955-62
Army 1962-65
South Carolina 1966-74

***Weeb Ewbank**
Washington University 1947-48
Baltimore Colts 1954-62
New York Jets 1963-73

#Sid Gillman
Cincinnati 1949-54
Los Angeles Rams 1955-60
San Diego Chargers 1961-71
Houston Oilers 1973-74

***John Harbaugh**
Baltimore Ravens 2008-

#Woody Hayes
Denison 1946-48
Ohio State 1951-78

#Terry Hoeppner
Indiana 2005-06

#Stu Holcomb
Purdue 1947-55

Floyd Keith
Howard 1979-82
Rhode Island 1993-99
Executive Director, Black Coaches Association, 2001-

John Mackovic
Wake Forest 1978-80
Kansas City Chiefs 1983-86
Illinois 1988-91
Texas 1992-97
Arizona 2001-03

***#Bill Mallory**
Colorado 1974-78
Northern Illinois 1980-83
Indiana 1984-1996

Dave McClain
Ball State 1971-77
Wisconsin 1978-85

***John McVay**
Dayton 1965-72
New York Giants 1976-78

Gary Moeller
Illinois 1977-79
Michigan 1990-94

***Bill Narduzzi**
Youngstown State 1975-85

***Joe Novak**
Northern Illinois 1996-2007

***#Ara Parseghian**
Northwestern 1956-63
Notre Dame 1964-74

***#John Pont**
Yale 1963-64
Indiana 1965-72
Northwestern 1973-77
Mount St. Joseph 1990-92

***Jim Root**
New Hampshire 1968-71
William & Mary 1972-79

***#Bo Schembechler**
Michigan 1969-89

Larry Smith
Tulane 1976-79
Southern California 1987-92
Missouri 1994-2000

Dick Tomey
Hawaii 1977-86
Arizona 1987-2000

Jim Tressel
Ohio State 2001-2010
Youngstown State 1986-2000

***Richard (Doc) Urich**
Buffalo 1966-68
Northern Illinois 1969-70

***#Randy Walker**
Northwestern 1999-05

Jim Young
Arizona 1973-76
Purdue 1977-81
Army 1983-90

***Ron Zook**
Florida 2002-04
Illinois 2005-11

*Miami player
#Miami head coach

(Arnsparger, Blackburn, Cozza, Crum, Gillman, Hoeppner, Keith, Mackovic, McClain, Moeller, Novak, Parseghian, Pont, Smith, Tomey, Tressel, Urich, Walker and Young served as Miami assistant coaches)

Cradle Of Coaches Association

The Cradle of Coaches Association was established in 1971 to acknowledge the role Miamians have played in establishing Miami University as the Cradle of Coaches. While all Miami Alumni who go on to coach or those who have coached at Miami are considered a part of the Cradle of Coaches, the Cradle of Coaches Association began inducting individuals into the Association in 1992 to further recognize their accomplishments. In 1999 and 2000, Miami's Hall of Fame Committee further developed criteria for induction into the Cradle of Coaches to be more inclusive of all sports. The list of inductees thus far follows.

1992
Weeb Ewbank
Bob Kurz
Bill Narduzzi
John Pont

1993
Paul Brown
Mel Knowlton
Ara Parseghian

1994
Bill Arnsparger
Paul Dietzel
Jack Llewellyn

1995
Jack Faulkner
Joe Codiano
Bill Mallory

1996
John Brickels
Hal Paul
Dick Shrider

1997
Jerry Hanlon
John McVay
Frank Shands

1998
Carmen Cozza
Marvin Morehead
Ernie Plank

2001
Dick Crum
Darrell Hedric
Lou Kaczmarek
Rich Voiers
Walter Alston
Earl Blaik
Leann Davidge
Woody Hayes
Raymond Ray
George Rider
William Rohr

2002
Peggy Bradley-Doppes
Denny Marcin
Marvin McCollum
Nick Mourouzis
Jim Rose
Ron Zook

2004
Rodger Cromer
Carol Clark Johnson
Clarence "Mickey" McDade
Ron Niekamp
Bo Schembechler

2006
George Dales
George Gwozdecky
Danny Hall
Bob Kappes
Dr. Stephen R. Strome
Randall Whitehead

2008
Terry Hoeppner
Randy Walker

2010
Jerry Angelo
Elaine Hieber
Dave Jennings
Rob Patrick
Gary Quisno
Pam Wettig

2012
Randy Ayers
Thad Matta
Joe Novak
Sandy Pearsall
Sue Ramsey

2014
John Harbaugh

National Coaches Of The Year

Throughout the sports world, Miami has the unique reputation as the "Cradle of Coaches." At last count, more than 100 Miami graduates were active in coaching or administrative work in the professional and collegiate levels. More than 30 of the men and women in the collegiate ranks are presently head coaches. Over the past 65 years, 20 collegiate and professional coaches with Miami roots have stood atop their respective professions as National Coaches of the Year.

Miami has been the training ground for 20 "National Coach of the Year" recipients at the professional and collegiate levels, including 12 in football. To the right is a list of those coaches.

Football
Earl (Red) Blaik ..... Army 1946
Paul Brown ..... Cleveland Browns 1951, 1969
Woody Hayes ..... Ohio State 1957
Paul Dietzel ..... LSU 1958
Ara Parseghian ..... Notre Dame 1964
John Pont ..... Indiana 1967
Jim Root * ..... New Hampshire 1967
Weeb Ewbank ..... New York Jets 1968
Bo Schembechler ..... Michigan 1969
Bill Narduzzi * ..... Youngstown State 1978
Rick Carter * ..... Dayton 1980
Jim Tressel ..... Ohio State 2002
** College Division*

Basketball
Randy Ayers ..... Ohio State 1991
Ron Niekamp ..... Findlay 2009

Baseball
Walter Alston ..... L.A./Brooklyn Dodgers 1955, 1959, 1963
Tracy Smith ..... Indiana 2013

Ice Hockey
George Gwozdecky ..... Miami 1993
Enrico Blasi ..... Miami 2006

Synchronized Skating
Vicki Korn ..... Miami 1999, 2007

Indoor Track and Field
Mel Brodt ..... Bowling Green 1972

All-Time Assistant Coaches

Anderson, Dave 1987-89
Ankney, Benjamin 1947-49
Arnsparger, Bill 1950
Aukerman, Craig 2005-08
Barnett, George 2014-PR
Bath, Mike 2006-08, 2011-13
Beatty, Bruce 1951, 1953-55
Belu, George 1973
Bible, Dana 1989
Blackburn, George 1945-47
Bliss, James 1921
Bolinger, Brad 1998
Bollman, Jim 1978-82
Boron, Dick 1978
Brechin, Bill 2014-PR
Brickels, John 1949-52
Brown, Corey 2014-17
Bryant, Cleve 1977
Buckey, Dave 1978
Burton, Tirrel 1969
Conard, Lamar 2018
Carpenter, Ron 2012-13
Carras, Tim 1990-97
Clair, Frank 1946
Cooper, Tim 2004-08
Cormier, Cedric 2009
Corradini, Ron 1969-73
Corrigal, Jim 1983
Cozza, Carm 1956-62
Crum, Dick 1969-73
Dalrymple, Dan 1989-05
Davis, Tim 1978-79
Denson, Autry 2014
Dimitroff, Tom 1969-72
Ditmer, Merlin 1927-40
Durchik, Gary 1973
Edwards, Matt 2011-12
Elias, Bill 2009-10
Fairfield, Herb 1960-62
Feggins, Howard 1997-98
Feldhaus, William 1941
Fenwick, Jim 1988-89
Fisher, Charlie 2011
Foster, W.J. 1943-45
Fry, Jay Sr. 1956-62
Fry, Jay Jr. 1978-86
Galat, Joe 1964-68
George, Brian 2001-04
Gibson, Wayne 1956-63
Gillman, Sid 1943
Glowik, Jack 1979-82, 1990-98
Gordon, James 1947
Graham, Jay 2008
Guidry, Lance 2009-10
Hanlon, Jerry 1966-68
Hatgas, Dave 1980, 1982-88
Hauser, John 2014-PR
Havey, Jane 1925-26
Hecker, Jack 1963-66
Herbstreit, Jim 1963, 1969
Himebauch, Jack 1977
Hinkson, Gary 1975-77
Hitchens, Bob 1980-87
Hoeppner, Terry 1986-98
Hofher, Jim 1981-82
Hohman, Matt 2005-08
Hood, Jay 2005-08
Hoover, William 1948-51
Horning, Ernie 1974-76
Humes, Kurt 1984-85
Hunter, Dick 1967-68
Ingalls, Bret 2005
Johnson, Bobby 1999-2004
Johnson, Ron 1993-00
Johnson, Taver 2000-03, 2005-06
Keith, Floyd 1970-73
Kirksey, Larry 1974-76
Klacik, John 2011-13
Koehler, Eric 2014-PR
Kratzer, Dan 1986
Kromer, Aaron 1992-98
Kurth, Frank 1990-91
Landsittel, Tom 1978-82
Lee, Robert 2012-13
Lindsey, Jimmy 2007-08
Lynch, Billy 2004
Madro, Joseph 1947-48
Marcin, Denny 1974-77
Matsko, John 1977
Mauer, John 1930-38
McClain, Dave 1963-66
Measpiller, A. 1921
Messaros, Bob 1978, 1983-85
Moeller, Gary 1967-68
Monos, Mike 1978-81
Montgomery, Shane 2001-04
Mottola, Bill 2009-10
Narduzzi, Pat 1992, 2003
Novak, Joe 1974-76
O'Grady, John 1987-88
Palcic, Joe 1999-2004; 2014-PR
Patton, James 1998
Parseghian, Ara 1950
Pawlowski, Matt 2014-17
Payton, Sean 1994-95
Pees, Dean 1983-86
Perry, Virgil 1924
Peterson, Jay 1991-98, 2011-13
Peterson, John 1999-2003
Plank, Ernest 1956-62
Pont, John 1953-55
Priefer, Chuck 1977
Radcliffe, Bruce 1979
Reese, Carl 2009-10
Rekstis, Pete 2011
Reublin, Bob 1969-73
Rice, Harry 1941
Ricumstrict, George 2004
Rose, Tim 1978-82
Roush, John 1974-76
Sarra, Joe 1970
Sauer, Ed 1920
Schlater, Ron 1974
Schmakel, Warren 1948-52
Schoults, Paul 1952-54
Schulte, Jack 1978-79
Seamon, Greg 1999-00
Sherrill, Rod 1989
Sherman, Edgar 1944
Siatras, Nick 2011-13
Simms, Shawn 1989-91
Smith, Antoine 2009-10
Smith, DeAndre 2005-07
Smith, Larry 1967-68
Smith, Sherman 1990-91
Spencer, Mark 2011-13
Spisak, Rich 1983-88
Stanley, Mike 1978-80
Steele, P. 1922
Stillwagon, Tom 1974-76
Stobart, Chuck 1967-68
Stoltz, Jerry 1964-66
Streicher, Jack 1980
Stults, Ed 2012-13
Tillotson, Roy 1924-29
Treadwell, Don 1992-93
Tressel, Jim 1979-80
Tressler, Jim 1974-77
Tucker, Mel 1999
Urich, Richard 1951-55
Vaas, Peter 2009
Van Orsdel, James 1946
Van Winkle, Walter 1939-41
Von Bergen, Brian 1999-08
Vonderheide, J.D. 2010
Vooletich, Milan 1970-73
Wachenheim, Jim 1999-2004
Walker, Randy 1977
Wampfler, Jerry 1963-65
Ware, KiJuan 2009-10
Watson, Mike 1983-88
Watson, Shawn 1987-93
Watts, Morris 2009-10
Wauford, Jon 1999-02
Wehr, William 1950
Welsh, Pat 2014-PR
Weyers, Howard 1969-72
White, Sheldon 1994-96
Wietz, Leroy 1930-34
Willis, Zak 2011
Wills, Woodrow 1948-63
Wilson, Elwood 1935-41
Wilson, Kevin 1990-98
Wilson, Walter 1946
Witlow, E.J. 2018
Wood, Alex 2010
Woolfork, Israel 2015-PR
Wright, Rusty 2005-08
Young, Jim 1964-68
Zampese, Ken 1996-97

Current assistants in **bold**

Aaron Kromer (left) and Dan Dalrymple not only played at Miami, they also served as assistant coaches. They also served together on the staff of the 2009 Super Bowl Champion New Orleans Saints. Kromer was the interim head coach of the Saints during the first six games of 2012 and is now is the Chicago Bears' offensive coordinator.

All-Time MAC Standings

	School (1st year in MAC)	Yrs.	W	L	T	Pct.	Titles
1.	**Miami (1948)**	**70**	**283**	**173**	**11**	**.618**	**15**
2.	Bowling Green (1952)	66	283	177	13	.612	12
3.	Northern Illinois (1975) ■	31	147	98	2	.599	4
4.	Central Michigan (1975)	43	203	138	10	.593	7
5.	Toledo (1952)	66	274	205	7	.571	11
6.	Ball State (1975)	43	176	159	3	.525	5
7.	Western Michigan (1948)	70	246	241	9	.505	3
8.	Ohio (1947)	71	241	262	11	.480	5
9.	Akron (1992)	26	87	124	0	.412	1
10.	Kent State (1951)	67	162	316	4	.340	1
11.	Eastern Michigan (1976)	42	103	228	6	.315	1
12.	Buffalo (1999)	19	44	107	0	.291	1

Records are for conference games only
Titles include co-championships
■ Not in MAC from 1986-1996

Year-By-Year MAC Standings

1947

Cincinnati	3	1	0	.750
Western Reserve	2	1	0	.667
Butler	1	3	0	.250
Ohio	1	3	0	.250
MIAMI*	—	—	—	.—
Western Michigan*	—	—	—	.—

* Did not compete for championship.

1948

MIAMI	**4**	**0**	**0**	**1.000**
Western Michigan	3	1	0	.750
Cincinnati	3	1	0	.750
Ohio	2	3	0	.400
Western Reserve	1	4	0	.200
Butler	0	4	0	.000

1949

Cincinnati	4	0	0	1.000
MIAMI	3	1	0	.750
Ohio	2	2	1	.500
Western Michigan	2	3	0	.400
Western Reserve	1	3	1	.300
Butler	0	3	0	.000

1950

MIAMI	**4**	**0**	**0**	**1.000**
Cincinnati	3	1	0	.750
Ohio	2	2	0	.500
Western Reserve	1	3	0	.250
Western Michigan	1	3	0	.250

1951

Cincinnati	3	0	0	1.000
MIAMI	3	1	0	.750
Kent State	2	1	0	.667
Ohio	2	2	0	.500
Western Reserve	1	3	0	.250
Western Michigan	1	4	0	.200

1952

Cincinnati	3	0	0	1.000
MIAMI	4	1	0	.800
Ohio	5	2	0	.714
Bowling Green	2	2	0	.500
Kent State	2	2	0	.500
Western Michigan	1	4	0	.250
Western Reserve	1	4	0	.250
Toledo	1	4	0	.250

1953

Ohio	5	0	1	.917
MIAMI	3	0	1	.875
Kent State	3	1	0	.875
Toledo	2	3	0	.400
Western Reserve	1	2	1	.375
Western Michigan	0	4	1	.100
Bowling Green	0	4	0	.000

1954

MIAMI	**4**	**0**	**0**	**1.000**
Kent State	4	1	0	.800
Ohio	5	2	0	.714
Toledo	3	2	0	.600
Western Michigan	3	4	0	.428
Western Reserve	2	3	0	.400
Marshall	2	5	0	.285
Bowling Green	0	6	0	.000

1955

MIAMI	**5**	**0**	**0**	**1.000**
Bowling Green	4	1	1	.750
Kent State	4	1	1	.750
Ohio	3	3	0	.500
Toledo	2	4	0	.333
Marshall	1	5	0	.167
Western Michigan	0	5	0	.000

1956

Bowling Green	5	0	1	.917
MIAMI	4	0	1	.900
Kent State	4	2	0	.667
Marshall	2	4	0	.333
Ohio	2	4	0	.333
Western Michigan	1	4	0	.200
Toledo	1	5	0	.167

1957

MIAMI	**5**	**0**	**0**	**1.000**
Bowling Green	3	1	2	.667
Marshall	4	2	0	.667
Toledo	3	2	0	.600
Western Michigan	1	4	1	.250
Ohio	1	4	1	.250
Kent State	1	5	0	.167

1958

MIAMI	**5**	**0**	**0**	**1.000**
Kent State	5	1	0	.833
Bowling Green	4	2	0	.667
Ohio	2	4	0	.333
Western Michigan	2	4	0	.333
Toledo	1	4	0	.200
Marshall	1	5	0	.167

1959

Bowling Green	6	0	0	1.000
Ohio	4	2	0	.667
MIAMI	3	2	0	.600
Kent State	3	3	0	.500
Western Michigan	3	3	0	.500
Marshall	1	4	0	.200
Toledo	0	6	0	.000

1960

Ohio	6	0	0	1.000
Bowling Green	5	1	0	.833
Kent State	4	2	0	.667
MIAMI	2	3	0	.400
Western Michigan	2	4	0	.333
Marshall	1	4	0	.200
Toledo	0	6	0	.000

1961

Bowling Green	5	1	0	.833
Western Michigan	4	1	1	.750
MIAMI	3	2	0	.600
Ohio	3	2	1	.583
Toledo	2	4	0	.333
Marshall	1	4	0	.200
Kent State	1	5	0	.167

1962

Bowling Green	5	0	1	.917
Ohio	5	1	0	.833
MIAMI	3	1	1	.700
Western Michigan	3	3	0	.500
Kent State	2	4	0	.333
Toledo	1	5	0	.167
Marshall	0	5	0	.000

1963

Ohio	5	1	0	.833
MIAMI	4	1	1	.750
Bowling Green	4	2	0	.667
Marshall	3	2	1	.583
Western Michigan	2	4	0	.333
Kent State	1	5	0	.167
Toledo	1	5	0	.167

1964

Bowling Green	5	1	0	.833
Marshall	4	2	0	.667
MIAMI	4	2	0	.667
Ohio	3	2	1	.583
Western Michigan	2	4	0	.333
Kent State	1	4	1	.250
Toledo	1	5	0	.167

1965

MIAMI	**5**	**1**	**0**	**.833**
Bowling Green	5	1	0	.833
Western Michigan	3	2	1	.583
Kent State	3	2	1	.583
Toledo	2	4	0	.333
Marshall	2	4	0	.333
Ohio	0	6	0	.000

1966

MIAMI	**5**	**1**	**0**	**.833**
Western Michigan	5	1	0	.833
Bowling Green	4	2	0	.667
Ohio	3	3	0	.500
Kent State	2	4	0	.333
Toledo	1	5	0	.167
Marshall	1	5	0	.167

1967

Toledo	5	1	0	.833
Ohio	5	1	0	.833
MIAMI	4	2	0	.667
Western Michigan	4	2	0	.667
Bowling Green	2	4	0	.333
Kent State	1	5	0	.167
Marshall	0	6	0	.000

1968

Ohio	6	0	0	1.000
MIAMI	5	1	0	.833
Bowling Green	3	2	1	.583
Toledo	3	2	1	.583
Western Michigan	2	4	0	.333
Kent State	1	5	0	.167
Marshall	0	6	0	.000

1969

Toledo	5	0	0	1.000
Bowling Green	4	1	0	.800
MIAMI	2	3	0	.400
Ohio	2	3	0	.400
Kent State	1	4	0	.200
Western Michigan	1	4	0	.200

1970

Toledo	5	0	0	1.000
MIAMI	3	2	0	.600
Ohio	3	2	0	.600
Western Michigan	2	3	0	.400
Kent State	1	4	0	.200
Bowling Green	1	4	0	.200

Year-By-Year MAC Standings

1971

Toledo	5	0	0	1.000
Bowling Green	4	1	0	.800
MIAMI	2	3	0	.400
Western Michigan	2	3	0	.400
Ohio	2	3	0	.400
Kent State	0	5	0	.000

1972

Kent State	4	1	0	.800
Bowling Green	3	1	1	.700
Western Michigan	2	2	1	.500
MIAMI	2	3	0	.400
Toledo	2	3	0	.400
Ohio	1	4	0	.200
Central Michigan*	—	—	—	.—
Eastern Michigan*	—	—	—	.—

* Did not compete for title.

1973

MIAMI	**5**	**0**	**0**	**1.000**
Kent State	4	1	0	.800
Bowling Green	2	3	0	.400
Ohio	2	3	0	.400
Western Michigan	1	4	0	.200
Toledo	1	4	0	.200
Ball State*	—	—	—	.—
Central Michigan*	—	—	—	.—
Eastern Michigan*	—	—	—	.—
Northern Illinois*	—	—	—	.—

* Did not compete for title.

1974

MIAMI	**5**	**0**	**0**	**1.000**
Toledo	3	2	0	.600
Ohio	3	2	0	.600
Kent State	2	3	0	.400
Bowling Green	2	3	0	.400
Western Michigan	0	5	0	.000
Ball State*	—	—	—	.—
Central Michigan*	—	—	—	.—
Eastern Michigan*	—	—	—	.—
Northern Illinois*	—	—	—	.—

* Did not compete for title.

1975

MIAMI	**6**	**0**	**0**	**1.000**
Central Michigan	4	1	1	.750
Ball State	4	2	0	.667
Bowling Green	4	2	0	.667
Toledo	4	4	0	.500
Ohio	3	3	1	.500
Northern Illinois	2	3	0	.400
Kent State	1	6	0	.143
Western Michigan	0	7	0	.000
Eastern Michigan*	—	—	—	.—

* Did not compete for title.

1976

Ball State	4	1	0	.800
Ohio	6	2	0	.750
Kent State	6	2	0	.750
Western Michigan	6	3	0	.667
Central Michigan	4	3	0	.571
Bowling Green	4	3	0	.571
MIAMI	2	4	0	.333
Toledo	2	6	0	.250
Eastern Michigan	1	5	0	.167
Northern Illinois	0	6	0	.000

1977

MIAMI	**5**	**0**	**0**	**1.000**
Central Michigan	7	1	0	.875
Ball State	5	1	0	.833
Eastern Michigan	4	3	0	.571
Bowling Green	4	3	0	.571
Kent State	5	4	0	.556
Western Michigan	3	5	0	.375
Northern Illinois	2	5	0	.286
Toledo	2	7	0	.222
Ohio	0	8	0	.000

1978

Ball State	8	0	0	1.000
Central Michigan	8	1	0	.889
MIAMI	5	2	0	.714
Western Michigan	5	4	0	.556
Bowling Green	3	5	0	.375
Ohio	3	5	0	.375
Northern Illinois	2	4	0	.333
Kent State	2	6	0	.250
Toledo	2	7	0	.222
Eastern Michigan	1	5	0	.167

1979

Central Michigan	8	0	1	.944
Toledo	7	1	1	.833
Western Michigan	5	4	0	.556
Ohio	4	4	0	.500
Ball State	4	4	0	.500
Northern Illinois	3	3	1	.500
MIAMI	3	4	0	.427
Bowling Green	3	5	0	.375
Eastern Michigan	1	6	1	.188
Kent State	1	8	0	.111

1980

Central Michigan	7	2	0	.778
Western Michigan	6	3	0	.667
Northern Illinois	4	3	0	.571
MIAMI	4	3	0	.571
Ball State	5	4	0	.556
Ohio	5	4	0	.556
Bowling Green	4	4	0	.500
Toledo	3	6	0	.333
Kent State	3	6	0	.333
Eastern Michigan	1	7	0	.125

1981

Toledo	8	1	0	.889
MIAMI	6	1	1	.813
Central Michigan	7	2	0	.778
Bowling Green	5	3	1	.611
Western Michigan	5	4	0	.556
Ohio	5	4	0	.556
Kent State	3	6	0	.333
Ball State	2	6	0	.250
Northern Illinois	2	7	0	.222
Eastern Michigan	0	9	0	.000

1982

Bowling Green	7	2	0	.778
Western Michigan	5	2	2	.667
MIAMI	5	3	0	.625
Central Michigan	5	3	1	.611
Ohio	5	4	0	.556
Toledo	5	4	0	.556
Northern Illinois	5	4	0	.556
Ball State	4	4	0	.500
Eastern Michigan	1	7	1	.167
Kent State	0	9	0	.000

1983

Northern Illinois	8	1	0	.889
Toledo	7	2	0	.778
Central Michigan	7	2	0	.778
Bowling Green	7	2	0	.778
Ball State	4	4	0	.500
Western Michigan	4	5	0	.444
MIAMI	3	5	0	.375
Ohio	3	6	0	.333
Kent State	1	8	0	.111
Eastern Michigan	0	9	0	.000

1984

Toledo	7	1	1	.833
Bowling Green	7	2	0	.778
Central Michigan	6	2	1	.722
Ohio	4	4	1	.500
Northern Illinois	3	5	1	.389
MIAMI	3	5	0	.375
Ball State	3	5	0	.375
Western Michigan	3	6	0	.333
Kent State	3	6	0	.333
Eastern Michigan	3	6	0	.333

1985

Bowling Green	9	0	0	1.000
MIAMI	7	1	1	.833
Central Michigan	6	3	0	.667
Western Michigan	4	4	1	.500
Northern Illinois	4	4	0	.500
Eastern Michigan	3	6	0	.333
Ball State	3	6	0	.333
Toledo	3	6	0	.333
Kent State	2	6	0	.250
Ohio	2	7	0	.222

1986

MIAMI	**6**	**2**	**0**	**.750**
Toledo	5	3	0	.625
Kent State	5	3	0	.625
Bowling Green	5	3	0	.625
Ball State	4	4	0	.500
Eastern Michigan	4	4	0	.500
Central Michigan	4	4	0	.500
Western Michigan	3	5	0	.375
Ohio	0	8	0	.000

1987

Eastern Michigan	7	1	0	.875
Kent State	5	3	0	.625
MIAMI	5	3	0	.625
Bowling Green	5	3	0	.625
Western Michigan	4	4	0	.500
Central Michigan	3	4	1	.438
Toledo	3	4	1	.438
Ball State	3	5	0	.375
Ohio	0	8	0	.000

1988

Western Michigan	7	1	0	.875
Eastern Michigan	5	2	1	.688
Ball State	5	3	0	.625
Central Michigan	5	3	0	.625
Ohio	4	3	1	.563
Toledo	4	4	0	.500
Kent State	3	5	0	.375
Bowling Green	1	6	1	.188
MIAMI	0	7	1	.063

1989

Ball State	6	1	1	.813
Eastern Michigan	6	2	0	.750
Toledo	6	2	0	.750
Central Michigan	5	2	1	.688
Bowling Green	5	3	0	.625
Western Michigan	3	5	0	.375
MIAMI	1	6	1	.188
Ohio	1	6	1	.188
Kent State	0	8	0	.000

1990

Central Michigan	7	1	0	.875
Toledo	7	1	0	.875
Ball State	5	3	0	.625
Western Michigan	5	3	0	.625
MIAMI	4	3	1	.563
Bowling Green	2	4	2	.375
Kent State	2	6	0	.250
Eastern Michigan	2	6	0	.250
Ohio	0	7	1	.063

1991

Bowling Green	8	0	0	1.000
Central Michigan	3	1	4	.625
Toledo	4	3	1	.563
MIAMI	4	3	1	.563
Western Michigan	4	4	0	.500
Ball State	4	4	0	.500
Eastern Michigan	3	4	1	.438
Ohio	1	6	1	.187
Kent State	1	7	0	.125

1992

Bowling Green	8	0	0	1.000
Western Michigan	6	3	0	.667
Akron	5	3	0	.625
Toledo	5	3	0	.625
MIAMI	5	3	0	.625
Ball State	5	4	0	.556
Central Michigan	4	5	0	.444
Kent State	2	7	0	.222
Eastern Michigan	1	7	0	.125
Ohio	1	7	0	.125

1993

Ball State	7	0	1	.938
Western Michigan	6	1	1	.813
Bowling Green	5	1	2	.750
Central Michigan	5	4	0	.556
Akron	4	4	0	.500
Ohio	4	5	0	.444
Toledo	3	5	0	.375
Eastern Michigan	3	5	0	.375
MIAMI	3	6	0	.333
Kent State	0	9	0	.000

1994

Central Michigan	8	1	0	.889
Bowling Green	7	1	0	.875
Western Michigan	5	3	0	.625
MIAMI	5	3	0	.625
Ball State	5	3	1	.611
Toledo	4	3	1	.563
Eastern Michigan	5	4	0	.556
Kent State	2	7	0	.222
Akron	1	8	0	.111
Ohio	0	9	0	.000

1995

Toledo	7	0	1	.938
MIAMI	6	1	1	.813
Ball State	6	2	0	.750
Western Michigan	6	2	0	.750
Eastern Michigan	5	3	0	.625
Bowling Green	3	5	0	.375
Central Michigan	2	6	0	.250
Akron	2	6	0	.250
Ohio	1	6	1	.187
Kent State	0	7	1	.062

1996

Ball State	7	1	.875
Toledo	6	2	.750
MIAMI	6	2	.750
Ohio	5	3	.625
Central Michigan	4	4	.500
Bowling Green	3	5	.375
Akron	3	5	.375
Eastern Michigan	2	5	.375
Western Michigan	2	6	.250
Kent State	1	7	.125

1997

East Division			
Marshall *	7	1	.875
MIAMI	6	2	.750
Ohio	6	2	.750
Kent State	3	5	.375
Bowling Green	3	5	.375
Akron	2	6	.250
West Division			
Toledo	7	1	.875
Western Michigan	6	2	.750
Ball State	4	4	.500
Eastern Michigan	3	5	.375
Central Michigan	1	7	.125
Northern Illinois	0	8	.000

*Won MAC Championship Game

Year-By-Year MAC Standings

1998

East Division			
Marshall *	7	1	.875
MIAMI	7	1	.875
Bowling Green	5	3	.625
Ohio	5	3	.625
Akron	2	6	.250
Kent State	0	8	.000

West Division			
Toledo	6	2	.750
Western Michigan	5	3	.625
Central Michigan	5	3	.625
Eastern Michigan	3	5	.375
Northern Illinois	2	6	.250
Ball State	1	7	.125

*Won MAC Championship Game

1999

East Division			
Marshall *	8	0	1.00
MIAMI	6	2	.750
Akron	5	3	.625
Ohio	5	3	.625
Bowling Green	3	5	.375
Kent State	2	6	.250
Buffalo	0	8	.000

West Division			
Western Michigan	6	2	.750
Toledo	5	3	.625
Northern Illinois	5	3	.625
Eastern Michigan	4	4	.500
Central Michigan	3	5	.375
Ball State	0	8	.000

*Won MAC Championship Game

2000

East Division	Division		Overall	
Marshall *	5-1	.833	5-3	.625
Akron	5-1	.833	5-3	.625
MIAMI	4-2	.667	5-3	.625
Ohio	4-2	.667	5-3	.625
Buffalo	2-4	.333	2-6	.250
Bowling Green	1-5	.167	2-6	.250
Kent State	0-6	.000	1-7	.125

West Division	Division		Overall	
Western Michigan	4-1	.800	7-1	.875
Toledo	4-1	.800	6-1	.857
Northern Illinois	2-3	.400	4-3	.571
Ball State	2-3	.400	4-3	.571
Eastern Michigan	2-3	.400	2-5	.286
Central Michigan	1-4	.200	2-6	.250

*Won MAC Championship Game

Record vs. division used due to unbalanced divisions

2001

East Division	Division		Overall	
Marshall	6-0	1.000	8-0	1.000
MIAMI	4-2	.667	6-2	.750
Bowling Green	4-2	.667	5-3	.625
Kent State	3-3	.500	5-3	.625
Akron	3-3	.500	4-4	.500
Buffalo	1-5	.167	1-7	.125
Ohio	0-6	.000	1-7	.125

West Division	Division		Overall	
Toledo *	4-1	.800	5-2	.714
Northern Illinois	4-1	.800	4-3	.571
Ball State	4-1	.800	4-3	.571
Western Michigan	2-3	.400	4-4	.500
Central Michigan	1-4	.200	2-6	.250
Eastern Michigan	0-5	.000	1-6	.143

*Won MAC Championship Game

Record vs. division used due to unbalanced divisions

2002

East Division			
Marshall*	7	1	.875
UCF	6	2	.750
MIAMI	5	3	.583
Ohio	4	4	.500
Akron	3	5	.375
Kent Sate	1	7	.125
Buffalo	0	8	.000

West Division			
Toledo	7	1	.875
Northern Illinois	7	1	.875
Bowling Green	6	2	.750
Ball State	4	4	.500
Western Michigan	3	5	.375
Central Michigan	2	6	.250
Eastern Michigan	1	7	.125

*Won MAC Championship Game

2003

East Division			
MIAMI*	**8**	**0**	**1.000**
Marshall	6	2	.750
Akron	5	3	.625
Kent State	4	4	.500
UCF	2	6	.250
Ohio	1	7	.125
Buffalo	1	7	.125

West Division			
Bowling Green	7	1	.875
Northern Illinois	6	2	.750
Toledo	6	2	.750
Western Michigan	4	4	.500
Ball State	3	5	.375
Eastern Michigan	2	6	.250
Central Michigan	1	7	.125

*Won MAC Championship Game

2004

East Division			
MIAMI	7	1	.875
Akron	6	2	.750
Marshall	6	2	.750
Kent State	4	4	.500
Ohio	2	6	.250
Buffalo	2	6	.250
UCF	0	8	.000

West Division			
Toledo*	7	1	.875
Northern Illinois	7	1	.875
Bowling Green	6	2	.750
Eastern Michigan	4	4	.500
Central Michigan	3	5	.125
Ball State	2	6	.250
Western Michigan	0	8	.000

*Won MAC Championship Game

2005

East Division			
Akron*	5	3	.625
Bowling Green	5	3	.625
MIAMI	5	3	.625
Ohio	3	5	.375
Buffalo	1	7	.125
Kent State	0	8	.000

West Division			
Northern Illinois	6	2	.750
Toledo	6	2	.750
Western Michigan	5	3	.625
Central Michigan	5	3	.625
Ball State	4	4	.500
Eastern Michigan	3	5	.375

*Won MAC Championship Game

2006

East Division			
Ohio	7	1	.875
Kent State	5	3	.625
Akron	3	5	.375
Bowling Green	3	5	.375
MIAMI	2	6	.333
Buffalo	1	7	.125

West Division			
Central Michigan*	7	1	.875
Western Michigan	6	2	.750
Northern Illinois	5	3	.625
Ball State	5	3	.625
Toledo	3	5	.375
Eastern Michigan	1	7	.125

*Won MAC Championship Game

2007

East Division	Division		Overall	
MIAMI	4-2	.667	5-2	.714
Bowling Green	4-2	.667	6-2	.750
Buffalo	4-2	.667	5-3	.625
Ohio	3-3	.500	4-4	.500
Temple	3-3	.500	4-4	.500
Akron	2-4	.333	3-5	.375
Kent State	1-5	.167	1-7	.125

West Division	Division		Overall	
Central Michigan*	4-1	.800	6-1	.857
Ball State	4-1	.800	5-2	.714
Eastern Michigan	3-2	.600	3-4	.429
Western Michigan	2-3	.400	4-4	.500
Toledo	2-3	.400	3-5	.375
Northern Illinois	0-5	.000	1-6	.143

*Won MAC Championship Game

Record vs. division used due to unbalanced divisions

2008

East Division			
Buffalo*	5	3	.625
Bowling Green	4	4	.500
Temple	4	4	.500
Akron	3	5	.375
Kent State	3	5	.375
Ohio	3	5	.375
MIAMI	1	7	.125

West Division			
Ball State	8	0	1.000
Western Michigan	6	2	.750
Central Michigan	6	2	.750
Northern Illinois	5	3	.625
Eastern Michigan	2	6	.250
Toledo	2	6	.250

*Won MAC Championship Game

2009

East Division			
Temple	7	1	.875
Ohio	7	1	.875
Bowling Green	6	2	.750
Kent State	4	4	.500
Buffalo	3	5	.375
Akron	2	6	.250
MIAMI	1	7	.125

West Division			
Central Michigan*	8	0	1.000
Northern Illinois	5	3	.625
Western Michigan	4	4	.500
Toledo	3	5	.375
Ball State	2	6	.250
Eastern Michigan	0	8	.000

*Won MAC Championship Game

2010

East Division			
MIAMI*	**7**	**1**	**.875**
Ohio	6	2	.750
Temple	5	3	.625
Kent State	4	4	.500
Buffalo	1	7	.125
Bowling Green	1	7	.125
Akron	1	7	.125

West Division			
Northern Illinois	8	0	1.000
Toledo	7	1	.875
Western Michigan	5	3	.625
Ball State	3	5	.375
Central Michigan	2	6	.250
Eastern Michigan	2	6	.250

*Won MAC Championship Game

2011

East Division			
Ohio	6	2	.750
Temple	5	3	.625
Kent State	4	4	.500
Bowling Green	3	5	.375
MIAMI	3	5	.375
Buffalo	2	6	.250
Akron	0	8	.000

West Division			
Northern Illinois*	7	1	.875
Toledo	7	1	.875
Western Michigan	5	3	.625
Ball State	4	4	.500
Eastern Michigan	4	4	.500
Central Michigan	2	6	.250

*Won MAC Championship Game

2012

East Division			
Kent State	8	0	1.000
Bowling Green	6	2	.750
Ohio	4	4	.500
MIAMI	3	5	.375
Buffalo	3	5	.375
UMass	1	7	.125
Akron	0	8	.000

West Division			
Northern Illinois*	8	0	1.000
Ball State	6	2	.750
Toledo	6	2	.750
Central Michigan	4	4	.500
Western Michigan	2	6	.250
Eastern Michigan	1	7	.125

*Won MAC Championship Game

2013

East Division			
Bowling Green*	7	1	.875
Buffalo	6	2	.750
Ohio	4	4	.500
Akron	4	4	.500
Kent State	3	5	.375
Massachusets	1	7	.125

West Division			
Northern Illinois	8	0	1.000
Ball State	7	1	.875
Toledo	5	3	.625
Central Michigan	5	3	.625
Eastern Michigan	1	7	.125
Western Michigan	1	7	.125

*Won MAC Championship Game

Year-By-Year MAC Standings

2014

East Division			
Bowling Green	5	3	.625
Ohio	4	4	.500
Buffalo	3	4	.429
Akron	3	5	.375
UMass	3	5	.375
Miami	2	6	.250
Kent State	1	6	.143

West Division			
Northern Illinois*	7	1	.875
Toledo	7	1	.875
Western Michigan	6	2	.750
Central Michigan	5	3	.625
Ball State	4	4	.500
Eastern Michigan	1	7	.125

*Won MAC Championship Game

2015

East Division			
Bowling Green*	7	1	.875
Ohio	5	3	.625
Akron	5	3	.625
Buffalo	3	5	.375
MIAMI	2	6	.250
Kent State	2	6	.250
Massachusetts	2	6	.250

West Division			
Northern Illinois	6	2	.750
Western Michigan	6	2	.750
Toledo	6	2	.750
Central Michigan	6	2	.750
Ball State	2	6	.250
Eastern Michigan	0	8	.000

*Won MAC Championship Game

2016

East Division			
Ohio	6	2	.750
Miami	6	2	.750
Akron	3	5	.375
Bowling Green	3	5	.375
Kent State	2	6	.250
Buffalo	1	7	.125

West Division			
Western Michigan*	8	0	1.000
Toledo	6	2	.750
Northern Illinois	5	3	.625
Eastern Michigan	4	4	.500
Central Michigan	3	5	.375
Ball State	1	7	.125

*Won MAC Championship Game

2017

East Division			
Akron	6	2	.750
Ohio	5	3	.625
Miami	4	4	.500
Buffalo	4	4	.500
Bowling Green	2	6	.250
Kent State	1	7	.125

West Division			
Toledo*	7	1	.875
Central Michigan	6	2	.750
Northern Illinois	6	2	.750
Western Michigan	4	4	.500
Eastern Michigan	3	5	.375
Ball State	0	8	.000

*Won MAC Championship Game

Major Victories

Year		Opponent	Location	Score	Coach
1947		Texas Tech ☐	El Paso, TX	13-12	Sid Gillman
1950		Arizona State ●	Tempe, AZ	34-21	Woody Hayes
1954		Indiana	Bloomington, IN	6-0	Ara Parseghian
1955		Northwestern	Evanston, IL	25-14	Ara Parseghian
1962	#9	Purdue	West Lafayette, IN	10-7	John Pont
1964		Northwestern	Evanston, IL	28-27	Bo Schembechler
1966		Indiana	Bloomington, IN	20-10	Bo Schembechler
1967		Tulane	New Orleans, LA	14-3	Bo Schembechler
1969		Maryland	College Park, MD	34-21	Bill Mallory
1972		South Carolina	Columbia, SC	21-8	Bill Mallory
1973		Purdue	West Lafayette, IN	24-19	Bill Mallory
1973		South Carolina	Columbia, SC	13-11	Bill Mallory
1973		Florida ■	Gainesville, FL	16-7	Bill Mallory
1974		Kentucky	Lexington, KY	14-10	Dick Crum
1974		Georgia ■	Orlando, FL	21-10	Dick Crum
1975		Purdue	West Lafayette, IN	14-3	Dick Crum
1975		South Carolina ■	Orlando, FL	20-7	Dick Crum
1977		Indiana	Bloomington, IN	21-20	Dick Crum
1978		North Carolina	Chapel Hill, NC	7-3	Tom Reed
1979		Kentucky	Lexington, KY	15-14	Tom Reed
1986	#8	LSU	Baton Rouge, LA	21-12	Tim Rose
1995	#25	Northwestern	Evanston, IL	30-28	Randy Walker
1997	#12	Virginia Tech	Blacksburg, VA	24-17	Randy Walker
1997		Army	West Point, NY	38-14	Randy Walker
1998	#12	North Carolina	Chapel Hill, NC	13-10	Randy Walker
1998		Army	West Point, NY	14-13	Randy Walker
1999		Northwestern	Evanston, IL	28-3	Terry Hoeppner
2000		Vanderbilt	Nashville, TN	33-30	Terry Hoeppner
2002		North Carolina	Chapel Hill, NC	27-21	Terry Hoeppner
2003		Northwestern	Evanston, IL	44-14	Terry Hoeppner
2003		Louisville ❍	Moblile, AL	49-28	Terry Hoeppner
2007		Syracuse	Oxford, OH	17-14	Shane Montgomery
2012	#23	Ohio	Oxford, OH	23-20	Don Treadwell

☐ Sun Bowl ● Salad Bowl ■ Tangerine Bowl ❍GMAC Bowl



In 1986, Tim Rose's Miami squad knocked off No. 8 LSU, 21-12, in Death Valley for the biggest upset in program history. The Red and White went on to win the MAC title.

In 2002, Ben Roethlisberger led Miami past North Carolina in the season opener at Chapel Hill, 27-21.

In 1998, Miami, led by running back Travis Prentice, opened the season with a 13-10 upset win over No. 12 North Carolina. The RedHawks went on to post a 10-1 record.

Bowl Games

1948 Sun Bowl
El Paso, TX
Miami 13, Texas Tech 12

1950 Salad Bowl
Tempe, AZ
Miami 34, Arizona State 21

1962 Tangerine Bowl
Orlando, FL
Houston 49, Miami 21

1973 Tangerine Bowl
Gainesville, FL
Miami 16, Florida 7

1974 Tangerine Bowl
Orlando, FL
Miami 21, Georgia 10

1975 Tangerine Bowl
Orlando, FL
Miami 20, South Carolina 7

1986 California Bowl
Fresno, CA
San Jose State 37, Miami 7

2003 GMAC Bowl
Mobile, AL
Miami 49, Louisville 28

2004 Independence Bowl
Shreveport, LA
Iowa State 17, Miami 13

2011 GoDaddy.com Bowl
Mobile, AL
Miami 35, Middle Tennessee St. 21

2016 St. Petersburg Bowl
St. Petersburg, FL
Miami 16, Mississippi State 17

Bowl Games

1948 SUN BOWL
MIAMI 13
TEXAS TECH 12

Jan. 1, 1948
Sun Bowl Stadium
El Paso, Texas
Attendance: 15,000

Playing in its first bowl game, Miami used its outstanding speed and quickness to defeat Texas Tech 13-12 in the 1947 Sun Bowl in El Paso, Texas. Miami opened the scoring in the first quarter with a six-play, 70-yard scoring drive, culminating in a 1-yard touchdown run by Ara Parseghian. The Red Raiders responded with a 45-yard scoring drive in the second quarter, ending in a 3-yard touchdown run by Tech's Jim Conley. After a scoreless third quarter, Miami went ahead for good early in the fourth quarter. After co-captain Bill Hoover blocked a Red Raider kick, Paul Shoults scored on a 2-yard run to make the score 13-6 after Jake Speelman's conversion kick. Texas Tech bounced back when defensive tackle Bernie Winkler intercepted a Mel Olix pass and returned it 21 yards for a touchdown, but Miami's Ernie Plank blocked the extra point attempt to preserve the victory.

Miami	6	0	0	7	—	13
Texas Tech	0	6	0	6	—	12

Scoring Summary

MU - Parseghian 1 run (conversion failed)

TT - Conley 3 run (conversion failed)

MU - Shoults 1 run (Speelman kick)
TT - Winkler 21 interception return (conversion failed)

Team Statistics	**TT**	**MU**
First Downs	5	21
Total Offense Yards	277	414
Rushing Yards	194	294
Passes Attempted	14	22
Passes Completed	5	11
Passes Intercepted	2	2
Interception Return Yardage	54	22
Penalties-Yards	6-50	9-65
Punts-Avg.	7-25.0	7-35.0
Fumbles-Lost	1-0	1-1

No individual statistics available.

1950 SALAD BOWL
MIAMI 34
ARIZONA STATE 21

Jan. 1, 1951
Sun Devil Stadium
Tempe, Ariz.
Attendance: 24,000

A fierce Miami defense held Arizona State all-American halfback Wilford White to 106 yards rushing en route to a 34-21 Salad Bowl win. Although the 21 points were the most scored against Miami during the season, ASU's White was held to his second-lowest rushing total of the season. Miami used a balanced offensive attack to become the fourth straight visiting team to win the Salad Bowl. Jim Bailey's 108 yards rushing topped a 225-yard ground attack, while quarterback Nobby Wirkowski completed 16 of 24 passes for 231 yards.

Miami	7	14	6	7	—	34
Arizona St.	0	7	7	7	—	21

Scoring Summary
First Quarter
MU - Pont 1 run (Sautter kick)
Second Quarter
MU - Beckrest 8 pass from Wirkowski (Sautter kick)
MU - Bailey 2 run (Sautter kick)
ASU - White 29 pass from Aja (Fuller kick)
Third Quarter
MU - Maccioli 7 pass from Wirkowski (kick failed)
ASU - Wahlin 4 run (Fuller kick)
Fourth Quarter
MU - Bailey 50 run (Sautter kick)
ASU - White 16 run (Fuller kick)

Team Statistics	**ASU**	**MU**
First Downs	21	22
Rushing Yards	240	225
Passes Attempted	22	24
Passes Completed	10	16
Passes Intercepted	2	2
Passing Yards	171	231
Penalties-Yards	6-32	4-20
Punts-Avg.	5-33.2	5-28.5
Fumbles Lost	3	2

Individual Statistics
Rushing—ASU: White 17-106, Wahlin 14-76; MU: Bailey 21-108, Pont 15-67
Passing—ASU: Aja 8-18-139-2; MU: Wirkowski 16-24-231-2
Receiving—ASU: White 4-87, Rippel 3-52; MU: Maccioli 4-73, Urich 3-48

1962 TANGERINE BOWL
HOUSTON 49
MIAMI 21

Dec. 22, 1962
Tangerine Bowl
Orlando, Fla.
Attendance: 7,500

The high-powered Houston Cougars used four second-quarter touchdowns to hand Miami its first bowl defeat in three tries, 49-21 in the 1962 Tangerine Bowl. Houston used a near-perfect balance of rushing (207 yards) and passing (206), while Miami managed just 54 yards on the ground. Miami quarterback Ernie Kellermann completed 17 of 40 passes for 265 yards and one touchdown. Cougar quarterback Billy Roland, who completed 11 of 17 passes for 199 yards, was the game's MVP. Houston's Bill McMillan connected on a school-record seven extra-point tries and added a touchdown reception for 13 points on the day.

Miami	7	0	7	7	—	21
Houston	7	28	7	7	—	49

Scoring Summary

MU - Myers 9 pass from Kellermann (Jencks kick)
UH - Lopasky 3 run (McMillan kick)

UH - Brezena 1 run (McMillan kick)
UH - Brezena 44 pass from Roland (McMillan kick)
UH - Lopasky 70 punt return (McMillan kick)
UH - McMillan 5 pass from Roland (McMillan kick)

MU - Kellermann 1 run (Jencks kick)
UH - Lopasky 4 run (McMillan kick)

MU - Neumeier 10 run (Jencks kick)
UH - Lopasky 13 pass from Roland (McMillan kick)

Team Statistics	**UH**	**MU**
First Downs	17	18
Rushing Yards	207	54
Passes Attempted	19	40
Passes Completed	13	17
Passes Intercepted	1	2
Passing Yards	206	265
Penalties-Yards	7-83	7-65
Punts-Avg.	3-41.3	5-38.8
Fumbles Lost	0	0

Individual Statistics
Rushing—MU: Longsworth 6-27, Neumeier 3-14; UH: Brezena 11-55, Roland 7-48
Passing—MU: Kellermann 17-40-265-2; UH: Roland 11-17-199-1
Receiving—MU: Jencks 5-75, Myers 5-75; UH: Lopasky 3-81, Brewer 2-58

Bowl Games

1973 TANGERINE BOWL
MIAMI 16
FLORIDA 7

Dec. 22, 1973
Florida Field
Gainesville, Fla.
Attendance: 37,234

Miami capped its first undefeated season (11-0) since 1955 with a 16-7 win over Southeastern Conference power Florida in the frigid Tangerine Bowl in Gainesville. Florida finished the regular season 7-4 and tied for fifth in the SEC, but the Gators won their last five games to earn the Tangerine Bowl bid on their home field. Despite 20-degree temperatures, Miami rolled up 239 rushing yards against the SEC's No. 1 defense. Fullback Chuck Varner, the game's Outstanding Back, finished with 157 yards on 28 carries and one touchdown. Quarterback Steve Sanna completed one pass in eight attempts as Miami used a T-formation to get the ball to Varner.

Florida	0	0	0	7	—	7
Miami	3	0	10	3	—	16

Scoring Summary
First Quarter
MU - Draudt 26 FG
Third Quarter
MU - Draudt 45 FG
MU - Varner 3 run (Draudt kick)
Fourth Quarter
UF - Moore 1 run (Williams kick)
MU - Draudt 27 FG

Team Statistics	UF	MU
First Downs	12	14
Rushing Yards	90	239
Passes Attempted	21	8
Passes Completed	9	1
Passes Intercepted	4	0
Passing Yards	99	6
Penalties-Yards	3-27	3-39
Punts-Avg.	6-34.3	10-33.3
Fumbles-Lost	4-3	2-1

Individual Statistics
Rushing—UF: Gaffney 16-101, Richards 7-49; MU: Varner 28-157, Hitchens 12-62, Smith 12-47
Passing—UF: Bowden 5-9-66-1, Gaffney 3-9-25-1, Davis 1-3-8-2; MU: Sanna 1-8-6-0
Receiving—UF: Moore 3-30, Foldberg 2-25; MU: Williams 1-6

1974 TANGERINE BOWL
MIAMI 21
GEORGIA 10

Dec. 21, 1974
Tangerine Bowl
Orlando, Fla.
Attendance: 15,897

For the second straight year, Miami capped an unbeaten season (10-0-1) by defeating a Southeastern Conference opponent. Miami capitalized on two early Georgia turnovers en route to a 21-10 victory. Miami used its potent rushing attack to pound out 228 yards on the ground, with fullback Rob Carpenter gaining 114 yards on 30 carries. Quarterback Sherman Smith earned Most Valuable Back honors, rushing for 90 yards and scoring one touchdown. He completed only one pass, but it was an important 7-yard touchdown to Ricky Taylor. After taking a 21-3 lead at the half, the Miami defense held the Bulldogs to one touchdown in the second half despite three fumbles by the MU offense.

Miami	14	7	0	0	—	21
Georgia	3	0	7	0	—	10

Scoring Summary

MU - Carpenter 1 run (Draudt kick)
UG - Leavitt 20 FG
MU - Taylor 7 pass from Smith (Draudt kick)

MU - Smith 8 run (Draudt kick)

UG - Goff 1 run (Leavitt kick)

Team Statistics	MU	UG
First Downs	18	17
Rushing Yards	228	74
Passes Attempted	8	24
Passes Completed	3	11
Passes Intercepted	0	0
Passing Yards	14	200
Penalties-Yards	3-25	20-24
Punts-Avg.	5-36	4-30
Fumbles-Lost	3-3	5-2

Individual Statistics
Rushing—UG: Harrison 17-69; MU: Carpenter 30-114, Smith 22-90
Passing—UG: Robinson 11-24-190-0; MU: Smith 1-2-7-0, Sanna 2-4-22-0
Receiving—UG: Appleby 6-102, Wilson 3-45; MU: Schulte 1-15, Taylor 1-7

1975 TANGERINE BOWL
MIAMI 20
SOUTH CAROLINA 7

Dec. 20, 1975
Tangerine Bowl
Orlando, Fla.
Attendance: 20,247

Miami became the only team to capture three consecutive bowl titles from 1973-75 with a 20-7 win over South Carolina in the 1975 Tangerine Bowl. Miami's win gave the team a three-year record of 32-1-1, which tied Oklahoma for the best three-year record in the nation. Miami used its traditionally strong rushing attack to gain 238 yards on the ground, led by fullback Rob Carpenter's 120 yards on 29 carries and two touchdowns. Quarterback Sherman Smith completed 10 of 13 passes for 137 yards with one interception. The South Carolina offense came into the game averaging more than 409 yards of total offense, but the Miami defense held the Gamecocks to 284 yards of total offense, including just 56 rushing yards.

Miami	7	7	3	3	—	20
S. Carolina	0	0	7	0	—	7

Scoring Summary
First Quarter
MU - Carpenter 5 run (Johnson kick)
Second Quarter
MU - Carpenter 1 run (Johnson kick)
Third Quarter
MU - Johnson 47 FG
USC - Amrein 3 run (Marino kick)
Fourth Quarter
MU - Johnson 33 FG

Team Statistics	MU	USC
First Downs	19	17
Rushes-Yards	60-238	30-56
Passes Attempted	13	29
Passes Completed	10	18
Passes Intercepted	1	1
Passing Yards	137	228
Penalties-Yards	5-35	3-24
Punts-Avg.	4-35.8	6-44.8
Fumbles-Lost	0-0	1-0

Individual Statistics
Rushing—MU: Carpenter 29-120, Smith 17-64; USC: Williams 9-57, Long 11-19
Passing—MU: Smith 10-13-137-1; USC: Grantz 18-29-228-1
Receiving—MU: Walker 4-44; Joecken 3-68; USC: Logan 9-109, Stephens 4-51

Bowl Games

1986 CALIFORNIA BOWL
SAN JOSE STATE 37
MIAMI 7

Dec. 13, 1986
Bulldog Stadium
Fresno, Calif.
Attendance: 26,000

Entering the 1986 California Bowl, San Jose State led the nation in total offense and passing. The Spartans lived up to their billing in racking up 426 yards en route to a 37-7 win over Miami. San Jose State quarterback Mike Perez completed 21 of 37 passes for 291 yards and three touchdowns, while the San Jose defense forced six turnovers and sacked Miami quarterbacks Terry Morris and Mike Bates six times. The Spartan defense held Miami tailback George Swarn, who had rushed for 1,112 yards during the regular season, to just 46 yards on 15 carries. Perez and Miami defensive tackle Andy Marlatt were honored as the game's Most Valuable Players.

Miami	7	0	0	0	—	7
San Jose St.	3	14	7	13	—	37

Scoring Summary

SJ - Olivarez 45 FG
MU - Stofa 20 pass from Morris (Gussman kick)

SJ - Saxon 1 run (Olivarez kick)
SJ - Liggins 36 pass from Perez (Olivarez kick)

SJ - Malauulu 4 pass from Perez (Olivarez kick)

SJ - Liggins 31 pass from Perez (Olivarez kick)
SJ - Alexander 39 interception return (kick failed)

Team Statistics	SJ	MU
First Downs	23	22
Rushes-Yards	44-113	33-24
Passes Attempted	40	41
Passes Completed	22	18
Passes Intercepted	0	5
Passing Yards	313	208
Penalties-Yards	14-163	10-101
Punts-Avg.	4-29.3	5-34.4
Fumbles-Lost	6-1	1-1

Individual Statistics
Rushing—MU: Swarn 12-46, Morris 6-12; SJ: Saxon 25-92, Jackson 6-18
Passing—MU: Morris 15-33-166-4, Bates 3-8-42-1; SJ: Perez 21-37-291-3, Saxon 0-1-0-0, Locy 1-2-22-0
Receiving—MU: Stofa 5-71, Marhofer 5-69, Schillinger 4-67; SJ: Liggins 8-133, McCloud 2-41

2003 GMAC BOWL
MIAMI 49
LOUISVILLE 28

Dec. 18, 2003
Ladd-Peebles Stadium
Mobile, Ala.
Attendance: 40,620

Playing his last game at Miami, junior quarterback Ben Roethlisberger torched the Louisville Cardinals for 376 yards and four touchdown passes, as the RedHawks claimed their first bowl victory since the 1975 Tangerine Bowl, 49-28 over Louisville. Miami scored the first three touchdowns of the game and led by as much as 35-7 after a 26-yard TD pass from Roethlisberger to Michael Larkin. A furious Cardinal rally would close the deficit to 35-28 late in the third quarter, but a Mike Smith touchdown run and a Matt Pusateri interception return for a touchdown would provide the RedHawks with all the security they needed. Roethlisberger, who declared for the NFL Draft following the game, was named the MVP.

Miami	21	14	0	14	—	49
Louisville	0	21	7	0	—	28

Scoring Summary
First Quarter
MU - Larkin 28 yd pass from Roethlisberger (Parseghian kick)
MU - Murray 2 yd run (Parseghian kick)
MU - Nance 12 yd pass from Roethlisberger (Parseghian kick)
Second Quarter
LOU - Gates 1 yd run (Smith kick)
MU - Brandt 16 yd pass from Roethlisberger (Parseghian kick)
MU - Larkin 26 yd pass from Roethlisberger (Parseghian kick)
LOU - Russell 31 yd pass from Bush (Smith kick)
LOU - Russell 2 yd pass from LeFors (Smith kick)
Third Quarter
LOU - Russell 24 yd pass from LeFors (Smith kick)
Fourth Quarter
MU - Smith 3 yd run (Parseghian kick)
MU - Pusateri 35 yd interception return (Parseghian kick)

Team Statistics	LOU	MU
First Downs	28	22
Rushes-Yards	33-221	38-237
Passes (C-A-I)	26-35-0	30-49-1
Passing Yards	376	255
Plays-Total Yards	66-597	65-492
Punts-Average	4-30.0	4-42.2
Fumbles-Lost	2-0	1-0
Penalties-Yards	8-73	5-58
Third Down Conv.	5-10	4-11
Possession Time	30:52	29:08

Individual Statistics
Rushing—MU: Murray 15-142, Smith 12-82, Roethlisberger 6- (-3); LOU: Gates 12-128, LeFors 8-49, Shelton 8-34, Bush 9-33, Haskins 1- (-7)
Passing—MU: Roethlisberger 21-33-376-4 TD-0 INT; LOU: LeFors 17-26-224-2 TD-3 INT, Bush 1-1-31-1 TD-0 INT
Receiving—MU: Nance 9-169, Larkin 5-88, Tyler 2-43, Robinson 2-41, Busing 1-17, Brandt 1-16, Corbin 1-2; LOU: Russell 7-144, Tinch 4-36, Gates 3-24, Ghent 2-45, Smith 1-5

2004 INDEPENDENCE BOWL
IOWA STATE 17
MIAMI 13

Dec. 28, 2004
Independence Stadium
Shreveport, La.
Attendance: 43,000

After rallying to take its first lead of the game midway through the third quarter, Miami was unable to hold off a potent Iowa State ground attack and fell 17-13 to Iowa State. Miami had trailed 10-0 late in the first half, but quarterback Josh Betts hooked up with running back Luke Clemens on a 28-yard touchdown pass to close the gap to three right before the teams headed for the locker room. The RedHawks took their only lead of the game in the third quarter, when Mike Smith scored from two yards out. The dangerous combination of Cyclone running back Stevie Hicks and quarterback Bret Meyer proved too much, however, as ISU rumbled for 295 yards on the ground, including a one-yard touchdown plunge in the fourth quarter that put ISU up for good. Miami had a last chance late in the fourth quarter after stuffing the Cyclones on fourth-and-inches, but ISU's Ellis Hobbs picked off a Betts pass to end the game. The game was the last for Terry Hoeppner as Miami's head coach.

Miami	0	7	6	0	—	13
Iowa State	7	3	0	7	—	17

Scoring Summary

ISU - Hicks 4 yd run (Culbertson kick)

ISU - Culbertson 23 yd FG
MU - Clemens 28 yd pass from Betts (Parseghian kick)

MU - Smith 2 yd run (Soderquist kick blocked)

ISU - Kock 1 yd run (Culbertson kick)

Team Statistics	MU	ISU
First Downs	18	22
Rushes-Yards	25-60	59-295
Passes (C-A-I)	20-44-1	10-28-0
Passing Yards	240	114
Plays-Total Yards	69-300	87-409
Punts-Average	8-45.4	7-37.9
Fumbles-Lost	1-0	0-0
Penalties-Yards	7-48	7-71
Third Down Conv.	2-13	9-20
Possession Time	29:27	30:33

Individual Statistics
Rushing—MU: Smith 9-46, Clemens 8-22, Murphy 1-0, Betts 7-(8); ISU: Hicks 27-159, Meyer 23-122, Kock 3-7, Blythe 1-6, Davis 1-5, Coleman 1-2.
Passing—MU: Betts 20-44-1TD-1INT ISU: Meyer 10-28-114-0TD-0INT.
Receiving—MU: Robinson 7-101, Corbin 2-40, Larkin 2-19, Kirkpatrick 2-17, Busing 2-10, Smith 2-9, Clemens 1-28, Tyler 1-14, Williams 1-2; ISU: Blythe 3-42, Davis 3-30, Barkema 2-23, Miller 2-19.

Bowl Games

2011 GODADDY.COM BOWL
MIAMI 35
MIDDLE TENNESSEE STATE 21

Jan, 6, 2011
Ladd-Peebles Stadium
Mobile, Ala.
Attendance: 38,168

Austin Boucher threw for 289 yards and two touchdowns and Thomas Merriweather added 100 yards and two scores on the ground to lead Miami to a 35-21 win over Middle Tennessee in the GoDaddy.com Bowl. The victory made the RedHawks the first team in FBS history to go from double-digits losses (1-11 in 2009) to double-digit wins (10-4 in 2010). The RedHawk defense gave Miami its first lead as true freshman Dayonne Nunley picked off Dasher's pass and ran it in from 52 yards to put Miami on top, 21-14. MTSU came right back on a 54-yard touchdown run to tie the score at 21-21. Later, Chris Givens hauled in a 17-yard pass with 54 seconds left in the third to put the RedHawks on top for good, 28-21, before another Boucher TD pass to Nick Harwell put the final at 35-21. Boucher was the game's MVP, while Merriweather was the Offensive MVP, Nunley was the Defensive MVP and DeMarco Paine was the Special Teams MVP.

MTSU	14	0	7	0	—	21
Miami	7	7	14	7	—	35

SCORING SUMMARY
First Quarter
MT—Tanner 18-yd run (Gendreau kick)
MIA— Merriweather 3-yd run (Cook kick)
MT—Dasher 49-yd run (Gendreau kick)

Second Quarter
MIA— Merriweather 3-yd run (Cook kick)

Third Quarter
MIA— Nunley 52-yd interception return (Cook kick)
MT—Tanner, Phillip 54 yd run (Gendreau, Alan kick)
MIA— Givens 17-yard pass from Boucher (Cook kick)

Fourth Quarter
MIA— Harwell 5-yd pass from Boucher (Cook kick)

TEAM STATISTICS	**MT**	**MIA**
First Downs	15	21
Rushes-Yards	32-208	40-118
Passes (A-C-I)	29-18-4	37-23-2
Passing Yards	162	298
Plays-Total Yards	61-370	77-416
Punts-Average	6-40.2	6-28.8
Fumbles-Lost	1-1	2-0
Penalties-Yards	6-58	6-53
Third Down Conv	4 of 13	7 of 16
Possession Time	21:15	38:45

INDIVIDUAL LEADERS
Rushing — *MT:* Dasher 17-90; Tanner 11-87; Kyles 3-24; Cunningham 1-7. *MIA:* Merriweather 27-100; Robinson 4-23; Boucher 6-1; Woods 1-0; TEAM 1-(-1); Harwell 1-(-5).
Passing — *MT:* Dasher 18-29-4-162. *MIA:* Boucher 22-35-2-289; Scherpenberg 1-1-0-9; TEAM 0-1-0-0.
Receiving — *MT:* Tanner 5-34; Andrews 4-36; Mcdonald 3-43; Beyah 2-24; Blissard 2-20; Drake 2-5. *MIA:* Harwell 7-86; Robinson 4-81; Givens 4-60; Paine 3-33; Merriweather 2-13; Bruton 1-14; Woods 1-7; Semmes 1-4.

2016 ST. PETERSBURG BOWL
MISSISSIPPI STATE 17
MIAMI 16

Dec. 26, 2016
Tropicana Field
St. Petersburg, Fla.
Attendance: 15,717

The Miami University football team battled to the end against Mississippi State in the St. Petersburg Bowl on Monday, but the Bulldogs blocked the RedHawks' 37-yard field goal attempt with five seconds remaining to hold on for a 17-16 victory. Miami (6-7 overall) outgained Mississippi State (6-7 overall) 433-335 yards during the contest, holding the lead until the fourth quarter. Sophomore quarterback Gus Ragland finished 21-for-29 for 257 yards with two touchdowns and an interception. His top target was junior tight end Ryan Smith, who had seven receptions for 72 yards, both career highs.

MSU	0	7	7	3	—	17
Miami	3	6	7	0	—	16

SCORING SUMMARY
First Quarter
MIA - Nick Dowd 18 yd field goal

Second Quarter
MIA - James Gardner 6 yd pass from Gus Ragland (Nick Dowd kick blocked)
MS - Nick Fitzgerald 2 yd run (Westin Graves kick)

Third Quarter
MIA - Ryan Smith 1 yd pass from Gus Ragland (Nick Dowd kick)
MS - Nick Fitzgerald 44 yd run (Westin Graves kick)

Fourth Quarter
MS - Westin Graves 36 yd field goal

TEAM STATISTICS	**MIA**	**MS**
First Downs	24	17
Rushes-Yards	35-170	33-209
Passes (A-C-I)	31-22-1	27-13-0
Passing Yards	263	126
Plays-Total Yards	66-433	60-335
Punts-Average	2-39.5	4-42.5
Fumbles-Lost	1-1	0-0
Penalties-Yards	3-30	2-25
Third Downs	3-9	7-14
Possession Time	35:08	24:52

Miami's Bowl Game Records

TEAM

Most Plays: 77 vs. South Carolina, 1975 Tangerine; vs. MTSU, 2011 GoDaddy.com
Most Total Offense Yards: 597 vs. Louisville, 2003 GMAC
Most Rushing Attempts: 60 vs. South Carolina, 1975 Tangerine
Most Rushing Yards: 294 vs. Texas Tech, 1947 Sun
Most Pass Completions: 23 vs. Middle Tennessee St., 2011 GoDaddy.com
Most Pass Attempts: 44 vs. Iowa State, 2004 Independence
Most Passing Yards: 376 vs. Louisville, 2003 GMAC
Most Interceptions Thrown: 5 vs. San Jose State, 1986 California
Most Punts: 10 vs. Florida, 1973 Tangerine
Highest Punting Average: 45.4 vs. Iowa State, 2004 Independence
Most Punt Returns: 6 vs. three teams
Most Punt Return Yardage: 72 vs. Iowa State, 2004 Independence
Most Kickoff Returns: 7 vs. Houston, 1962 Sun
Most Kickoff Return Yards: 175 vs. Houston, 1962 Tangerine
Most Field Goals Attempted: 3 vs. Houston, 1962 Tangerine
Most Field Goals Made: vs. Houston, 1962 Tangerine
Most Points Scored: 49 vs. Louisville, 2003 GMAC
Most First Downs: 28 vs. Louisville, 2003 GMAC
Most Penalties: 10 vs. San Jose State, 1986 California
Most Penalty Yards: 101 vs. San Jose State, 1986 California
Most Fumbles: 3 vs. Georgia, 1974 Tangerine
Most Fumbles Lost: 3 vs. Georgia, 1974 Tangerine

INDIVIDUAL

Most Rushing Attempts: 30 by Rob Carpenter (114 yards) vs. Georgia, 1974 Tangerine
Most Rushing Yards: 157 yards by Chuck Varner (28 carries) vs. Florida, 1973 Tangerine
Most Rushing Touchdowns: 2 by Jim Bailey vs. Arizona State, 1950 Salad; Rob Carpenter vs. Georgia, 1974 Tangerine; Thomas Merriweather vs. Middle Tennessee State, 2011 GoDaddy.com
Most Pass Completions: 22 by Austin Boucher vs. Middle Tennessee State, 2011 GoDaddy.com; Gus Ragland vs. Mississippi State, 2016 St. Petersburg Bowl
Most Pass Attempts: 44 by Josh Betts vs. Iowa State, 2004 Independence
Most Passing Yards: 376 by Ben Roethlisberger vs. Louisville, 2003 GMAC
Most Touchdown Passes: 4 by Ben Roethlisberger vs. Louisville, 2003 GMAC
Most Interceptions Thrown: 4 by Terry Morris vs. San Jose State, 1986 California
Most Receptions: 9 by Martin Nance, 2003 GMAC
Most Receiving Yards: 169 by Martin Nance, 2003 GMAC
Most Touchdown Receptions: 2 by Michael Larkin vs. Louisville, 2003 GMAC
Most Points Scored: 12 by Jim Bailey vs. Arizona State, 1950 Salad; Rob Carpenter vs. Georgia, 1974 Tangerine; Michael Larkin vs. Louisville, 2003 GMAC; Thomas Merriweather vs. MTSU, 2011 GoDaddy.com
Most Field Goals Attempted: 3 by Bob Jencks vs. Houston, 1962 Tangerine
Most Field Goals Made: 3 by Bob Jencks vs. Houston, 1962 Tangerine
Most Punts: 10 by Chuck Varner vs. Florida, 1973 Tangerine
Highest Punting Average: 45.4 by Mike Wafzig vs. Iowa State (8 attempts), 2004 Independence
Most Interceptions: 2 by John McVay vs. Florida, 1973 Tangerine

LONGEST PLAYS

Rush: 50 yards by Jim Bailey vs. Arizona State, 1950 Salad
Rushing TD: 50 yards by Jim Bailey vs. Arizona State, 1950 Salad
Pass: 70 yards from Austin Boucher to Armand Robinson vs. Middle Tennessee State, 2011 GoDaddy.com
Passing TD: 28 yards from Ben Roethlisberger to Michael Larkin vs. Louisville, 2003 GMAC
28 yards from Josh Betts to Luke Clemens vs. Iowa State, 2004 Independence
Punt: 67 yards by Mike Wafzig vs. Iowa State, 2004 Independence
Field Goal: 47 yards by Fred Johnson vs. South Carolina, 1975 Tangerine
Punt Return: 44 by Ryne Robinson vs. Iowa State, 2004 Independence; DeMarco Paine vs. MTSU, 2011 GoDaddy.com
Kickoff Return: 40 yards by Maurice Thomas vs. Mississippi State, 2016 St. Pettersburg Bowl
Interception Return: 52 yards by Dayonne Nunley vs. MTSU, 2011 GoDaddy.com

All-Star Game And Bowl Participants

All-American Bowl
(Tampa, FL)
1969 Bob Babich
1975 Mike Biehle
1976 Sherman Smith

Blue-Gray Game
(Montgomery, AL)
1949 Mel Olix
1953 Tom Pagna
1956 Tom Dimitroff
1957 Dave Thelen
1966 Ed Philpott
1992 Ron Carpenter
1997 Damian Vaughn

Casino Del Sol College All-Star Game
(Tucson, AZ)
2013 Andy Cruse

College All-Star Game
(Chicago, IL)
1963 Bob Jencks

East-West Shrine Classic
(Palo Alto, CA)
1976 Rob Carpenter
1979 Kirk Springs
1997 Matt Cravens
1999 JoJuan Armour
2000 Dustin Cohen
2008 Jake Richardson
2012 Brandon Brooks

Coaches All-American Classic
(Waco, TX)
1975 Brad Cousino

Hula Bowl/Maui Classic
(Honolulu, HI)
1961 Bill Triplett
1992 Ron Carpenter*
1999 JoJuan Armour
Paris Johnson
2000 Dustin Cohen
2006 Josh Betts
Todd Londot
* Defensive MVP

North-SouthShrineGame
(Pontiac, MI)
1956 Tom Troxell
1969 Bob Babich
1970 Gary Arthur

Senior Bowl
(Mobile, AL)
1955 Dick Chorovich
1956 Roger Siesel
Tom Troxell
1963 Bob Jencks
Tom Nomina
1969 Bob Babich
1987 Sheldon White
2000 Travis Prentice
Trevor Gaylor
2001 Sly Johnson
2003 Jacob Bell
2004 Alphonso Hodge
2005 Darrell Hunter
Martin Nance
2013 Zac Dysert
2014 Quinten Rollins

Paradise Bowl
(Provo, UT)
2002 Milt Bowen
2002 Ryan Terry
2002 Matt Robillard

Eastham Energy All-Star Game
(Tempe, AZ)
2011 Armand Robinson

Years To Remember: 1973



The 1973 football season is the opening chapter in a trilogy of seasons that helped Miami carve a unique niche in college football history. From 1973-75, Miami amassed an amazing 32-1-1 record, capturing three Mid-American Conference and Tangerine Bowl titles along the way.

Miami opened the 1973 season with a 32-0 win over Dayton. In a sign of things to come, the MU defense held the Flyers to just nine rushing yards and 63 passing yards, while Miami's offense rolled up 384 total yards.

In Week 2, Miami traveled to West Lafayette to take on Big Ten foe Purdue. The Boilermakers led 19-10 midway through the fourth quarter when Miami staged a furious comeback. Junior Brad Cousino blocked a Purdue punt and returned it 26 yards to the Purdue 34 yard-line. That set up a 30-yard TD pass from Steve Sanna to fullback Chuck Varner that cut the gap to 19-17.

Miami held Purdue on the following series and again forced the Boilermakers to punt. Miami's pressure on the punt resulted in just a 14-yard kick, giving Miami the ball on its own 39 yard-line. Varner ended the ensuing 61-yard scoring drive with a 3-yard plunge, his third touchdown of the game, to give Miami the win.

In a Week 3 tilt at South Carolina, Miami was out to prove that its 21-8 win over the Gamecocks the previous year was no fluke. After a 3-3 first half, Miami went up 10-3 in the third quarter on a 20-yard run by Varner. That score was set up when junior John Roudebush recovered a South Carolina fumble on the Gamecock 34-yard line. Miami recovered another USC fumble later in the period, and sophomore David Draudt kicked a 37-yard field goal to give Miami a 13-3 lead. Despite allowing a fourth-quarter touchdown, the Miami defense proved to be the difference in the 13-11 win, holding South Carolina to 169 total yards and nine first downs.

"Our defense did another great job just like it did last week against Purdue," said head coach Bill Mallory. "These have to be the best back-to-back victories in Miami football history."

Miami opened the MAC slate with an easy 31-6 victory over Marshall. Hitchens opened the game with two touchdown runs in the first quarter and finished the half with 83 yards. Miami's rushing attack tallied 241 yards, while defense held the Thundering Herd to just 24 rushing yards.

Miami was without its top two players, Hitchens and Cousino, when Ohio visited Oxford for Homecoming. Subbing for the injured Hitchens, sophomore Randy Walker scored Miami's only touchdown in the first quarter. Walker finished with 160 yards on 38 carries. Draudt sealed the 10-6 victory with a 41-yard field goal in the fourth quarter. Miami's defense held the Bobcats to 67 rushing yards, 54 passing yards and six first downs.

The running attack of Varner, Hitchens and Smith helped the Red and White spoil Bowling Green's Homecoming, 31-8, in Week 6. MU rolled up 380 of its 421 total yards on the ground, as all three backs topped 100 yards. Hitchens led the way with 122 yards, including a season-long 62-yarder in the first quarter.

Defense was the name of the game when Miami put its 6-0 record on the line against Toledo on Oct. 27. Playing in front of the largest home crowd of the season, Miami thwarted the high-powered Toledo offense, which was led by the nation's top offensive player, quarterback Gene Swick. The Miami defense held the Rockets to just seven rushing yards and limited Swick to 151 passing yards in a 16-0 shutout. Hitchens scored the game's only TD in the first quarter, and Draudt set a school record with three field goals.

The following week, Miami was held to just 52 rushing yards but still managed a 24-9 win at Western Michigan. Miami got off to a quick start when Walker returned the opening kickoff 97 yards for a score, the longest kick return in school history. Miami scored two more first-half TDs on Steve Sanna's 75- and 64-yard scoring strikes to Larry Harper and John Wiggins.

In Week 9, all that stood in the way of Miami's first MAC title in seven years and a trip to the Tangerine Bowl was defending conference champion Kent. Miami led 17-10 after three quarters on the strength of Varner's 9-yard TD catch and 2-yard scoring run. Draudt iced the 20-10 road win with a school-record 52-yard field goal in the fourth quarter.

Miami closed out the regular season with a 6-0 victory over Cincinnati in the traditional Thanksgiving Week game. The only score came when Larry Harper returned the opening kickoff 95 yards for a score. The Miami defense held the Bearcats to 92 total yards and finished the season as the nation's leader in total defense and rushing defense.

In the Tangerine Bowl in Gainesville, Fla., Miami was pitted against Southeastern Conference power Florida. Despite 20-degree weather, Miami amassed 239 rushing yards against the SEC's top defense en route to a 16-7 victory. Varner carried 28 times for 157 yards and a touchdown and was named the game's Outstanding Back. Miami's heralded defense limited the Gators to 189 total yards, including just 90 rushing yards.

The victory capped Miami's first undefeated season since 1955 and gave the squad a No. 15 ranking in the final Associated Press poll.

MAC & Tangerine Bowl Champs

Sept. 15	Dayton	W	32-0
Sept. 22	at Purdue	W	24-19
Sept. 29	at South Carolina	W	13-11
Oct. 6	Marshall	W	31-6
Oct. 13	Ohio	W	10-6
Oct. 20	at Bowing Green	W	31-8
Oct. 27	Toledo	W	16-0
Nov. 3	at Western Michigan	W	24-9
Nov. 10	at Kent	W	20-10
Nov. 17	Cincinnati	W	6-0
Dec. 22	vs. Florida *	W	16-7

* Tangerine Bowl, Gainesville, FL

Final AP Poll

1. Notre Dame
2. Ohio State
3. Oklahoma
4. Alabama
5. Penn State
6. Michigan
7. Nebraska
8. USC
9. Arizona State
Houston
11. Texas Tech
12. UCLA
13. LSU
14. Texas
15. MIAMI (OH)
16. North Carolina
17. Missouri
18. Kansas
19. Tennessee
20. Maryland
Tulane

Years To Remember: 1974

After the successful 1973 season, Miami lost 12 letterwinners to graduation, and head coach Bill Mallory left the "Cradle" to build a national power at Colorado. Those people left behind a winning legacy, however, and this season's team rallied behind the cry of "11 more in '74."

In his first game as head coach, Dick Crum shut out Eastern Michigan 39-0. It was the first time the two schools had met on the gridiron, and the triumph gave Miami a school-record 13 victories in a row. Miami's potent rushing attack racked up 284 yards in the game, led by junior Randy Walker, who totaled 103 yards. The powerful Miami defense, which led the nation in total defense in 1973, showed that it was still a force, holding EMU to one yard passing and 104 total yards in the game.

Miami's winning streak ended the following week with a 7-7 tie at Purdue. After a scoreless first half, Purdue took a 7-0 lead late in the third quarter. Miami tied the game on a 35-yard touchdown pass from Steve Sanna to Ricky Taylor with 2:53 left to play. Purdue had a chance to win the game but missed a 32-yard field goal with four seconds left. Sanna completed 23 of 36 passes for 227 yards on the day.

Marshall felt the wrath of Miami the following week as the Red and White got back on winning track with a 42-0 branding of the Herd. After a disappointing rushing attack the previous week, Miami rolled up 344 rushing yards at Marshall. Walker and sophomore Rob Carpenter combined for 235 yards and four touchdowns in the game.

In the Week 4 contest at Kentucky, the Wildcats jumped out to a 10-0 lead in the first seven minutes of the game. Despite surrendering 349 total yards in the game, Miami did not relinquish another point the rest of the game, and rallied for a 14-10 victory. Brad Cousino helped set up both of Miami's third-quarter touchdowns, forcing a fumble that set up a 6-yard touchdown pass from Sherman Smith to Ricky Taylor, and later blocking a Wildcat punt that was recovered by Brad Miller for the deciding score.

The next two weeks saw Miami dismantle MAC rivals Ohio and Bowling Green by a combined score of 65-13. In the 31-3 victory at Ohio, Miami piled up 397 rushing yards, including 123 by Walker. In a 34-10 win over Bowling Green, Miami ran for 264 yards. Smith led the way with 109 yards, while Carpenter pitched in with 84 yards and two TDs.

Toledo took to the air in Week 7 to try to upset the 5-0-1 Redskins. Rocket quarterback Gene Swick assaulted the Miami secondary by completing 25 of 38 passes for 341 yards and a touchdown. Miami clung to a 17-14 lead heading into the fourth quarter and looked for someone to put the game away. Carpenter proved to be the man for the job, scoring on runs of 49 and 20 yards en route to 181 yards and UPI Running Back of the Week honors. Walker completed a halfback option to Larry Harper for Miami's final score in the 38-22 win.

After being scorched by the Toledo offense, Miami's defense responded with a 31-0 shutout of Western Michigan. Smith led Miami's rushing attack with 132 yards and two TDs.

Looking to capture its second consecutive MAC championship, Miami played host to Kent in the home finale. The preseason MAC favorite, Kent had already been eliminated from title contention but was looking to spoil Miami's title hopes. Miami led 16-10 in the fourth quarter, but the Flashes used an 80-yard, 19-play scoring drive to take a 17-16 lead with just 59 seconds remaining. On Miami's final possession, Walker completed a 28-yard option pass to Smith to get the Redskins near midfield, and Senna completed a pair of sideline passes that moved Miami to the Kent 22-yard line. After three quick running plays resulted in no gain, the game was in the hands and foot of kicker David Draudt, whose 39-yard game-winner with six seconds left gave Miami its second consecutive conference championship and a return trip to the Tangerine Bowl.

Said Draudt: "This has not been a very good year for me. I had missed some field goals I should have made, but this was one I wasn't going to miss."

Final AP Poll

1. Oklahoma
2. USC
3. Michigan
4. Ohio State
5. Alabama
6. Notre Dame
7. Penn State
8. Auburn
9. Nebraska
10. MIAMI (OH)
11. North Carolina
12. Michigan St.
13. Maryland
14. Baylor
15. Florida
16. Texas A&M
17. Mississippi St.
Texas
19. Houston
20. Tennessee



Miami concluded the regular season with a 9-0-1 record after a 27-7 triumph at rival Cincinnati. Miami put up 21 points in the opening half on a fumble recovery on the opening drive and two touchdown passes from Sanna. Miami's defense handled the rest, limiting the Bearcats to 119 total yards, including just 14 rushing yards, and three first downs.

For the second consecutive year, Miami concluded its season with a trip to Orlando for the Tangerine Bowl. Miami turned two Georgia turnovers into scores in taking an early 14-3 lead. Miami then used its running attack to pound out 228 yards, slowing down Georgia's potent offense in the process. Carpenter led Miami with 114 yards on 30 carries, but it was quarterback Sherman Smith who made a big difference in the outcome. Smith rushed for 90 yards and a touchdown, and completed a 7-yard TD pass to earn Most Valuable Back honors. Despite losing three fumbles in the second half, Miami limited the Bulldogs to one score en route to the 21-10 victory.

Miami ended the season with a 10-0-1 record and enjoyed a No. 10 ranking in the final Associated Press poll, marking the first time a MAC team had finished among the Top 10 teams nationally.

MAC & Tangerine Bowl Champs

Sept. 7	Eastern Michigan	W	39-0
Sept. 21	at Purdue	T	7-7
Sept. 28	at Marshall	W	42-0
Oct. 5	at Kentucky	W	14-10
Oct. 12	at Ohio	W	31-3
Oct. 19	Bowling Green	W	34-10
Oct. 26	at Toledo	W	38-22
Nov. 2	Western Michigan	W	31-0
Nov. 9	Kent	W	19-17
Nov. 16	at Cincinnati	W	27-7
Dec. 21	vs. Georgia *	W	21-10

* Tangerine Bowl, Orlando, FL

Years To Remember: 1975



As the 1975 season opened, Miami rode an impressive 23-game unbeaten streak that dated back to the final game of the 1972 season. More importantly, the Redskins had their sights set on a third consecutive Mid-American Conference championship.

The Red and White opened the campaign with a 50-0 thrashing of Marshall at Miami Field. The Miami offense blistered the Herd for 476 total yards, including 416 rushing yards. The 50 points were the most scored by Miami since a 66-6 blowout of Marshall in 1971.

Miami traveled to Michigan State in Week 2 looking to extend not only its unbeaten streak but also its three-game unbeaten streak against Big Ten foes. The Spartans struck first on a 4-yard touchdown run in the second quarter to lead 7-0 at halftime. Miami opened the second half with an 80-yard drive that was capped by a 30-yard scoring strike from Sherman Smith to running back Randy Walker. The extra point missed, however, making the score 7-6. After Miami recovered a Michigan State fumble at the Spartan 19-yard line midway through the third period, Smith broke through the Michigan State defense from 12 yards out and put Miami up 13-7. Michigan State climbed back on top with a 56-yard aerial strike with 1:08 left in the game and held on for a 14-13 win, ending Miami's school-record 24-game unbeaten streak.

Final AP Poll

1. Oklahoma
2. Arizona State
3. Alabama
4. Ohio State
5. UCLA
6. Texas
7. Arkansas
8. Michigan
9. Nebraska
10. Penn State
11. Texas A&M
12. MIAMI (OH)
13. Maryland
14. California
15. Pittsburgh
16. Colorado
17. USC
18. Arizona
19. Georgia
20. West Virginia

Still regrouping from the previous week's loss, Miami returned home for a hard-fought battle with Ball State. Miami held on to defeat the Cardinals, 35-28, extending its MAC winning streak to 12 games.

Week 4 saw Miami make its third trip in three years to Ross-Ade Stadium to take on Purdue. Neither team was able to reach the 200-yard mark in total offense, but Miami used a Purdue turnover on its own 34-yard line to punch in its first touchdown on a 4-yard run by Tom Zwayer. Miami iced the game late in the fourth quarter on a 2-yard plunge by Rob Carpenter, securing the 14-3 victory.

In the next week's game at Dayton, Miami used a blocked punt safety and a 30-yard touchdown pass from Smith to Mike Rhodes to capture a 10-0 win over the Flyers. The MU defense limited Dayton to just three first downs and 190 yards of total offense.

MAC & Tangerine Bowl Champs

Sept. 13	Marshall	W	50-0
Sept. 20	at Michigan State	L	13-14
Sept. 27	Ball State	W	35-28
Oct. 4	at Purdue	W	14-3
Oct. 11	at Dayton	W	10-0
Oct. 18	Ohio	W	17-9
Oct. 25	at Bowling Green	W	20-17
Nov. 1	Toledo	W	35-21
Nov. 8	at Western Michigan	W	44-21
Nov. 15	at Kent	W	27-8
Nov. 22	Cincinnati	W	21-13
Dec. 20	vs. South Carolina *	W	20-7

* Tangerine Bowl, Orlando, FL

The following week, the Miami defense smothered Ohio in a 17-9 win. In one of the all-time best defensive efforts in school history, the Red and White limited the Bobcats to just 88 total yards, including minus nine rushing yards.

The Miami defense stood tall again against Bowling Green in Week 7. After allowing the Falcons 10 first-half points, the Redskins shut down Bowling Green and caused two second-half turnovers that allowed Miami to escape, 20-17. The game-winning score was a 42-yard field goal by freshman Fred Johnson with 3:46 left in the game.

In the Parents' Day tilt in Week 8, Miami faced the high-powered Toledo Rockets. Miami used its ground attack to control the game and keep the ball out of the hands of Toledo quarterback Gene Swick. Running back Randy Walker spearheaded the 35-21 victory by piling up 163 yards and a touchdown, including 111 yards in the first half.

Miami became just the second team in MAC history to win three consecutive league titles with its 44-21 victory over Western Michigan in Week 9, guaranteeing the Redskins another trip to the Tangerine Bowl. Miami's rushing attack accounted for 478 yards and all six MU touchdowns. Smith led the ground assault with 175 yards and four touchdowns.

In the conference finale, Carpenter led the Redskins to a 27-8 win over Kent, giving Miami its third straight undefeated league record and pushing the team's three-year conference mark to 16-0. Carpenter accounted for three of Miami's four touchdowns and 153 of the team's 285 rushing yards.

Miami won its fifth straight decision over Cincinnati in the regular-season finale, 21-13. For the second week in a row, Carpenter topped the 150 yard mark, finishing the regular season with 1,022 rushing yards.

Miami's visit to the 1975 Tangerine pitted two teams with stark contrasting styles. South Carolina used a high-powered offense, led by quarterback Jeff Grantz, to average more than 409 yards of total offense, while Miami relied on a stingy defense that allowed just 213 yards a game.

Miami used its traditional running attack to grind out 238 yards on the ground, led by Carpenter's 120 yards and two touchdowns. Smith also played an important role in the Redskins' 20-7 win, completing 10 of 13 passes for 137 yards and running for another 64 yards. The Miami defense held the Gamecocks to 284 total yards, including just 56 rushing yards.

Miami ended the season with an 11-1 record and was ranked in the Top 20 for the third year in a row, this time finishing at No. 12. Miami's near-perfect record of 32-1-1 over the previous three seasons was matched only by 1975 national champion Oklahoma.

Years To Remember: 2003

Behind a high-flying offense that staged an all-out assault on the program and MAC record books and a defense with a knack for big plays, Miami University returned to the national college football stage, ending the program's longest MAC Championship drought and earning its first bowl game victory since 1975.

Ironically, the highest-scoring offense in program history made a dismal debut at the University of Iowa, falling 21-3—the first time the Red and White was kept out of the endzone in 93 games. Junior place kicker Jared Parseghian extended his MAC record with his 18th consecutive field goal conversion on Miami's opening drive, but the RedHawks, who were twice intercepted in the red zone, would not score again.

After an uncharacteristically early bye week, Miami returned to action at Northwestern University two weeks later and took out its frustrations with a 44-14 thrashing of the Wildcats. Junior quarterback Ben Roethlisberger shook off his four-interception performance at Iowa by torching Northwestern for 353 yards and three touchdowns, including a season-long 61-yard TD strike to Martin Nance, who caught four passes for 126 yards and two touchdowns in a breakout performance.

Miami made its first visit to Ft. Collins, Colo., the following week to take on Colorado State. On an eye-opening day, the RedHawks ambushed the Rams in their own house, scoring the game's first 14 points and leading by as much as 21. It was junior running back Mike Smith's day to break out, as Smith rolled through the Rams for 125 yards and three TDs.

The next week brought the 108th Battle of the Victory Bell, as Miami and Cincinnati clashed on the RedHawks' brand new field turf. Miami roared out to a 28-0 lead and held a 42-17 edge early in the fourth quarter, but the Bearcats rallied with 20 unanswered points in the fourth. With UC receiving a punt that would put it in position to drive for a winning score, Miami forced a key fumble to secure Miami's third straight Victory Bell win.

With the arrival of October, Miami began conference play with a homecoming tilt versus Akron. Miami built a 24-10 advantage in the third quarter, but the Zips tallied 10 unanswered points and were driving for the go-ahead score in the fourth quarter. An interception by sophomore John Busing killed the drive and Akron's chances, as Miami tallied 21 points in the fourth quarter and clinched the 45-20 win.

Sophomore punt returner Ryne Robinson put on a show for a Parent's Weekend crowd the following weekend versus Buffalo. Robinson returned back-to-back punts for touchdowns and set a MAC record with 237 punt return yards, as Miami dominated, 59-3.

After its three-game homestand, Miami traveled to Ball State to spoil the Cardinals' homecoming festivities. Busing intercepted BSU's first pass of the day and returned it 65 yards for a touchdown, and sophomore Darrell Hunter later added a 64-yard interception return for a TD. The RedHawks held Ball State to just 29 yards rushing in the 49-3 thrashing.

A visit to Kent State proved to be the gut-check of the year for the RedHawks, as Miami found itself trailing for the first time in more than six games early in the fourth quarter. Roethlisberger and Nance answered the bell, however, connecting on a pair of fourth-quarter TDs and guiding Miami to a 38-30 win. Nance finished with 181 yards and three touchdowns.

Weeknight football came to Oxford on Nov. 4, as Miami hosted nationally-ranked Bowling Green for an ESPN2 televised night game. The RedHawk defense restricted the vaunted Falcon offense to season lows in points and total offense and senior Cal Murray rushed for a pair of touchdowns in an impressive 33-10 victory.

MAC-East rival Marshall came to town the following week for another nationally-televised contest, and Miami overcame the Thundering Herd and winds gusting up to 50 mph to secure their first MAC East title. Roethlisberger threw for 282 yards and a pair of TDs in spite of the nasty conditions.

With a berth to the MAC Championship already secured, Miami traveled South and closed out the regular season at UCF. Roethlisberger completed his first 14 passes and tied a program record with five TD passes on the day, as Miami cruised to the 56-21 win.

Six days later, Miami went to Bowling Green for a re-match with the Falcons in the MAC title game. BGSU became the only team to score first versus the RedHawks, but it would not be enough to stop Roethlisberger, who set a MAC Championship game record with 440 yards passing. Miami defeated BG, 49-27.

The motto all year was "Play 14" and the 14th and final game of the magical season took place in Mobile, Ala. in the GMAC Bowl. Playing his last game as a RedHawk, Roethlisberger powered Miami to a 35-7 second-quarter edge and finished with 376 yards, four TDs and MVP honors. Junior Matt Pusateri returned a fourth-quarter interception 35 yards for a TD to ice the RedHawks' record 13th straight win.

The RedHawks finished the season at 13-1 and one of only four teams nationally with one loss. Their No. 10 final AP ranking matched the best in program history.

Final AP Poll

1. USC
2. LSU
3. Oklahoma
4. Ohio State
5. Miami (FL)
6. Michigan
7. Georgia
8. Iowa
9. Washington St.
10. MIAMI (OH)
11. Florida State
12. Texas.
13. Mississippi
14. Kansas St.
15. Tennessee
16. Boise St.
17. Maryland
18. Purdue
19. Nebraska
20. Minnesota

MAC & GMAC Bowl Champs

Aug. 30	at Iowa	L	3-21
Sept. 13	at Northwestern	W	44-14
Sept. 20	at Colorado State	W	41-21
Sept. 27	Cincinnati	W	42-37
Oct. 4	Akron	W	45-20
Oct. 11	Buffalo	W	59-3
Oct. 18	at Ball State	W	49-3
Oct. 25	at Kent State	W	38-30
Nov. 4	Bowling Green	W	33-10
Nov. 12	Marshall	W	45-6
Nov. 22	at Ohio	W	49-31
Nov. 28	at UCF	W	56-21
Dec. 4	at Bowling Green^	W	49-27
Dec. 18	vs. Louisville*	W	49-28

^ MAC Championship Game
* GMAC Bowl, Mobile, AL

Letterwinners

A

Abel, Ryan ... 1995-96-97
Acus, George ... 1948-49-50
Acus, Jack ... 1953-54-55
Adams, Dick ... 1968-69-70
Adams, George ... 1941
Adams, Michael ... 1998-99-00-01
Adams, Nigel ... 2017
Adkins, Carl ... 1949
Adkins, Jeremy ... 1994-95-96-97
Agerter, H. ... 1908-09
Albert, J. Paul ... 1921
Albright, Bryson ... 2012-13-14-15
Aleck, Jake ... 2014
Alexander, Christopher ... 1988-89-90
Allen, Bill ... 1922-23-24
Allen, Chris ... 1990-91-92-93
Allen, Dan ... 1974-75
Allen, Ikeem ... 2014-15-16-17
Allen, Joshua ... 2015-16-17
Althauser, Andy ... 1928-29
Anderman, Albie ... 1988-89
Anderson, Jeff ... 1984-85-86-87
Anderson, John ... 1978-79
Anderson, Mitch ... 2008-09
Anderson, Randy ... 2013-14
Anevski, John ... 2010-11-12-13
Angelo, Jerry ... 1968-69-70
Angelo, Mark ... 1976-77-78
Angle, Paul ... 1920-21
Ansel, Jay ... 1951-52-53-54
Appold, Jonn ... 1981-82-83
Aracri, Andy ... 1997-98-99-00
Armour, JoJuan ... 1995-96-97-98
Armstrong, C. ... 1916
Arnsparger, William ... 1948-49
Arthur, Gary ... 1967-68-69
Arthur, Jack ... 1984-85-86
Arvay, Andy ... 1950-51
Ash, Lisle ... 1921
Asseh, Cedric ... 2016-17
Atha, Bill ... 1991-92-93-94
Aubry, Pat ... 1978
Ault, John ... 1965-66-67
Ault, Marvin ... 1941

B

Babich, Bob ... 1966-67-68
Bacon, Kevin ... 1993
Badgley, H. ... 1911
Baer, C. ... 1914-15-16
Bahl, Billy ... 2015-16-17
Bailey, Eric ... 1980
Bailey, James ... 1950-51
Baker, John ... 1956-57
Baker, Jay ... 1995-96-97-98
Baker, Melvin ... 1952-53-54
Baker, Russell ... 1909-10-11-12
Ballew, Larry ... 1982-83
Ballish, Greg ... 1978-79-80
Banks, Travion ... 2017
Banks, Tremayne ... 1993-94-95-96
Baratti, Bart ... 2017
Barker, Brent ... 1970-71-72
Barker, R. ... 1939
Barnes, John ... 1976-77
Barnes, Matt ... 1995
Barnes, Walter ... 1968-69
Barnett, E. ... 1905
Barnett, Scott ... 1987-88-89
Barnhart, Earl ... 1921-22-23
Barnum, Dick ... 1962-63
Barrow, R. ... 1937
Barz, Mike ... 2003, 05
Bash, Ron ... 1965-66-67
Basil, Brian ... 1992
Bates, Mike ... 1987
Bath, Mike ... 1997-98-99-00
Bauer, Eric ... 1983-84
Baugh, Eric ... 1989
Baughman, Jeff ... 1965-66-67
Baylerian, Vince ... 1987-88
Beachum, Lock ... 1990-91-92-93
Beale, Ed ... 1974
Beard, C. ... 1889
Beatty, Bruce ... 1948-49-50
Beatty, Dwight ... 1949
Becker, Nate ... 2015-17
Beckrest, Jerry ... 1948-49-50
Becks, Delvin ... 2012
Bednar, Brad ... 2009-10-11-12
Beekley, F. ... 1917, 19
Beer, Marc ... 1986
Beinecke, Bob ... 1997-98-99
Belcastro, Perry ... 1978-79
Bell, Jacob ... 2000-01-02-03
Bell, W. ... 1923
Belton, Clay ... 2008
Bengala, Jim ... 1968-69-70
Benjamin, Chuck ... 1973-74-75
Bennett, Ben ... 2007-08
Bennett, Jay ... 1968-69-70
Bennett, Jerome ... 2004
Beneker, Allen ... 2005
Benning, Gordon ... 1990-91-92-93
Beredo, Cipriano ... 1992-93
Bernard, Dave ... 1959-60-61
Bernard, Joseph ... 1945
Besse, Brian ... 1993-94
Bester, Jaylon ... 2017
Betts, Josh ... 2002-03-04-05
Beverly, Eric ... 1993-94-95-96
Bevis, P. ... 1891
Bey, Orne ... 2011-12-13
Bickel, John ... 1947-48-49
Biederman, Earl ... 1955
Biehle, Mike ... 1972-73-74
Bierce, H. ... 1904
Bilins, Brett ... 1999-00
Billman, Andy ... 1988-89-90
Birchfield, Phil ... 1983
Bird, Mike ... 1995-96-97
Birdsall, Bert ... 2014-15-16
Bishop, R. ... 1901-02
Bittner, W. ... 1905
Black, Ken ... 1979-80-81-82
Black, Tom ... 1982-83-84
Blackmon, Calvin ... 2003
Blaik, Earl (Red) ... 1915-16-17
Blanton, Robert ... 1991-92-93
Blazer, Steve ... 1984
Blickensderfer, J. ... 1903
Blind, Bill ... 1971-72-73
Bliss, Presby ... 1954, 56
Bochenek, Gerry ... 1977
Bockrath, Bob ... 1962-63
Bohnsack, Richard ... 1942
Bolton, Dick ... 1945
Bond, Kevin ... 1993
Booker, Joe ... 1970-71-72
Booth, George ... 1905-06-07-08
Boren, T. ... 1918
Boron, Richard ... 1966-67-68
Bosart, Rob ... 1986, 88
Bosch, Charles ... 1943
Bostic, Caleb ... 2006-07-08-09
Botting, Andy ... 1976, 78-79
Boucher, Austin ... 2010-11-12-13
Boucher, Collin ... 2011-12-13
Bourne, L. ... 1901
Bowen, Milt ... 1999-00-01-02
Bowers, Bill ... 1961
Bowers, Justin ... 2009-10-11-12
Bowman, Geoff ... 1996-97-98-99
Bowsher, Gilbert ... 1966
Boylan, Bob ... 1950
Boyle, F. ... 1896
Branch, Jason ... 1999-00-01-02
Brandenburg, S. ... 1901-02-03
Brandes, Mills ... 1939-40
Brandt, Matt ... 2001-02-03
Brashares, L. ... 1923, 25
Bratcher, Charles ... 1956
Bratcher, James ... 1996, 98-99
Bratton, Andre ... 2006, 08-09
Bray, Dick ... 1979-80
Bray, Steve ... 2010
Breitenstein, Robert ... 1935-36
Bremer, Ernie ... 1962-63-64-65
Brenner, Chris ... 1991-92-93
Breuleux, Chris ... 1975
Brickley, D. ... 1924-25-26
Bright, Jim ... 1962-63-64-65
Brightman, Chad ... 1994-95-96-97
Brill, J. ... 1911-12
Brill, Paul ... 1960-61
Bring, Dave ... 1965
Brinker, Howard ... 1935-36-37
Brinson, Ron ... 1980-81-82-83
Brisker, Fred ... 1970-71
Broadway, Jim ... 2009
Brockmeyer, Charles ... 1955-56
Brockmeyer, Chris ... 1971-72
Bronson, Jack ... 1944
Bronston, Robert ... 1951-52-53-54
Brookbank, J. ... 1896-97
Brooks, Brandon ... 2008-09-10-11
Brooks, Tony ... 1981,83
Brooks, Ned ... 1932-33-34
Brooks, Ron ... 1958-59
Brower, H. ... 1918-19
Brower, R. ... 1907-08-09
Brown, Austin ... 2009-10-11-13
Brown, Cory ... 2010-11
Brown, Dave ... 1983, 85-86
Brown, David "DJ" ... 2009-10-11-12
Brown, Dick ... 1971, 73
Brown, F. ... 1907-08
Brown, J. ... 1889
Brown, Jordain ... 2008-09-10-11
Brown, J'Terius ... 2013-14
Brown, L. ... 1913
Brown, Mike ... 2017
Brown, Paul ... 1928-29
Brown, Roger ... 1950-51
Brown, Ronnie ... 1997
Brown, Trevan ... 2012-13-14-15
Brumbergs, Andy ... 1999-00-01
Brunson, Wendell ... 2006-07-08-09
Bruton, Kendrick ... 2008-09-10-11
Buchanan, Collin ... 2013-14-15-16
Buchanan, Jeff ... 1975-76-77
Buchanan, S. ... 1924-25
Bumpass, Steve ... 1981-82-83
Bunce, Nate ... 2003-04-05
Burch, William ... 1945
Burdine, AJ ... 2014-15-16-17
Burke, Steve ... 2002-03-04-05
Burris, Brison ... 2011-12-13-14-15
Burt, Larry ... 2001-02-03-04
Burt, R. ... 1916-17-18
Burse, Kobe ... 2016-17
Burton, Tirrel ... 1953-54-55
Busing, John ... 2002-03-04-05
Busing, Ryan ... 2003-04-05-06
Bussard, James ... 1941-42
Butcher, Ronald ... 1966-67
Butler, Roscoe ... 1928-29-30
Butterfield, J. ... 1913-14-15
Buxton, Ty ... 1997-98-99-00
Byczynski, Jim ... 1989-90-91-92

C

Cain, Mark ... 1977
Caito, L. ... 1939
Calcagno, Pasquale ... 2015-16-17
Caldwell, Bennie ... 1987-88-89-90
Caldwell, John ... 1983-84
Cale, Bob ... 1972-73-74
Calhoun, Jimmy ... 2005
Callis, M. ... 1912
Campbell, George ... 1944-45
Campbell, Tom ... 1971
Cannon, John ... 1988-89-90-91
Capper, Andy ... 2003
Card, Joey ... 2003-04-05-06
Carlin, Kevin ... 1980-81-82
Carlisle, Brad ... 1994-95
Carlton, Mike ... 1987-88
Carmean, C. ... 1932-33
Carmichael, John ... 1946
Carnes, Richard ... 1952
Carpenter, B. ... 1901
Carpenter, Rob ... 1974-75-76
Carpenter, Ron ... 1989-90-91-92
Carper, Jim ... 1970-71-72
Carr, James ... 1911-12-13
Carraro, Cincy ... 1996
Carter, Daryl ... 1993
Carter, Jim ... 1980
Carter, Terry ... 1990-91-93-94
Cartwright, Wilbur ... 1929-30-31
Cary, Paul L. ... 1948
Caylor, Lowell ... 1960-61
Chabot, Jeff ... 1991-92-93-94
Chamberlain, Dale ... 1957-58-59
Channels, Martin ... 2007-08-09
Chapin, C. ... 1908-09
Chazanoff, Aaron ... 1943
Cheeks, Jeff ... 1994-95-96-97
Cheney, Jason ... 1995-96
Chick, Angelo ... 1943
Chidlaw, W. ... 1888-89
Chorovich, Richard ... 1952-53-54
Christman, Joseph ... 1942, 44
Christiansen, Mike ... 1973-74
Christello, Ken ... 1980
Christoff, Jim ... 1959
Christoph, C. ... 1909
Christy, Wade ... 1929-30
Ciborowski, Adam ... 2003-04
Cizmar, Mike ... 1980
Clark, Al ... 1985-86
Clark, Alfred ... 1943
Clark, J. ... 1910-11
Clark, Bob ... 1988-89-90-91
Clark, Rod ... 1998-99-00-01

Letterwinners

Clark, W. ... 1893
Clay, Robert ... 1979
Clayton, Nathan ... 1999-01-02
Cleaves, Gaylord ... 1966-67-68
Clemens, Luke ... 2000-01-02, 04
Clement, Jim ... 1990-91-92-93
Clements, Ricky ... 1980
Clemons, Scott ... 1992-93-94
Cleveland, W. ... 1891
Clifton, Tre ... 2012-13-14
Clinger, W. ... 1931-32
Cobb, Gary ... 1957-58-59
Cocanougher, John ... 1962-63-64
Codiano, Joe ... 1949-50-51
Coffman, H. ... 1906
Cohen, Dustin ... 1996-97-98-99
Cohen, Matt ... 2004
Cohen, Mike ... 1962-63-64
Cole, Dennis ... 1969-70
Cole, Jim ... 1934-35
Cole, Steve ... 1980-81
Cole, Terry ... 1993-94
Cole, Thomas ... 1946-47
Coleman, Brian ... 1981
Coleman, Clyde ... 1921
Coleman, Mike ... 1989, 91
Coleman, R. ... 1927
Colla, Jim ... 1971-72
Colleran, Tim ... 1982-83-84
Collier, John ... 1968
Compton, Craig ... 2006
Conerty, John ... 1978-79
Coniglio, Joe ... 2005-06-07-08
Connerton, Michael ... 1966
Connolly, Sam ... 2015-16-17
Coode, Robert ... 1966
Cook, Brandyn ... 2012-13-14-15
Cook, M. ... 1918
Cook, Trevor ... 2006-07, 09-10
Coombs, Brayden ... 2006, 08-09
Cooper, Joe ... 2003
Corbin, R.J. ... 2003-04-05-06
Corboy, Stu ... 1944
Core, Ronald ... 1966-67
Cormany, L. ... 1932
Corn, Rod ... 1988
Cornell, Tom ... 1962-65
Cornwell, John ... 1971-72
Costello, Armando ... 1987-88-89
Costello, Joe ... 1998-99-00-01
Costin, Doug ... 2016-17
Couch, Don ... 1945
Coulas, Nicholas ... 1942
Coulter, T. ... 1897
Council, Morris ... 2007-08, 10
Cousino, Brad ... 1972-73-74
Cousino, Cortt ... 1999-00-01
Cousins, Phil ... 1968
Covel, Orlin ... 1942
Cowen, L. ... 1915
Cozza, Carmen ... 1949-50-51
Crabtree, Evan ... 2016-17
Crabtree, Tom ... 2005-06-07-08
Cravens, Matt ... 1993-94-95-96
Craven, Travis ... 2006-07-08
Crawford, K. ... 1916-17-18
Crawford, Mike ... 1987-88
Crawford, Vivian ... 1914-15-16
Creamer, Kregg ... 1992-93
Cripe, Dave ... 1972-73
Cristell, Mark ... 1987, 89
Crosthwaite, Grant ... 1999
Crowder, Dave ... 1977-78-79
Crouse, J. ... 1918-19, 22
Crouse, S. ... 1920
Cruse, Andy ... 2009-10-11-12
Cudahy, Tony ... 1944
Cullars, Preston ... 1985-86
Culpepper, Willie ... 2011-12
Cunningham, Dan ... 1972-73
Cupito, Matt ... 1983-84
Custenborder, C. ... 1906-07-08-09
Custer, Curt ... 1978-79-80-81

D

Dailey, Steve ... 1982-83-84
Daily, Tom ... 1960-61
Dalrymple, Dan ... 1983-84-85-86
Daniel, Ed ... 1962-63-64
Daniel, Howard ... 1981-82
Daniels, Deondre ... 2015-16-17
Daniels, James ... 1957-58-59
Dauch, Dave ... 1984-85-86
David, Orlando ... 2012-13-14-15
Davie, Bob ... 1984
Davis, David ... 2007-08
Davis, J. ... 1922
Davis, Justin ... 2004
Davis, Mike ... 1984-85-86-87
Davis, Ozie ... 1986
Davis, Terry ... 2013-14
Davis, William ... 1920-21
Dean, Jerry ... 1973-74-75
DeBartolo, Nick ... 2005-06-07
Decker, Kyle ... 2005-06-07-08
Deffner, Ron ... 1962-63
Debevic, Dan ... 1980
Deibel, Bill ... 1954-55-56
DeLeon, David ... 2012
Dellerba, Paul ... 1947-48
Des Cesare, A. ... 1933-34
Diamond, Jordan ... 2016-17
Diaz, Will ... 2009-10-11
Dickerson, Cleveland ... 1967-68-69
Dickerson, Terry ... 1962-63-64
Dietzel, Paul ... 1946-47
DiFranco, Dave ... 2005-06-07-08
DiGiandomenico, Gino 1998-99-00-01
Dillon, J. ... 1925
Dillon, Tim ... 1978-79
Dimitroff, Tom ... 1954-55-56
Diver, Charles ... 1942
Dodson, Darrell ... 1993-94-95
Doherty, Denny ... 1964
Doherty, Shawn ... 1960-61
Doland, Dale ... 1949-50-51
Domenico, Mike ... 1973-74-75
Donnelly, Tim ... 1976
Donahue, Pete ... 1969
Donlan, Joe ... 2012-13-14-15
Dooley, Andy ... 2000
Dooley, Josh ... 2012-13-14-15
Dougherty, Dick ... 1969-70-71
Dougherty, James ... 1942-43
Dougherty, Neil ... 1992-93-94-95
Douglas, Marius ... 1992-93-94
Douglass, D. ... 1904-05
Dowd, Nick ... 2015-16
Doyle, Tommy ... 2017
Draper, Larry ... 1967-68-69
Draudt, Dave ... 1973-74
Drennan, Paul ... 1978-79-80-81
Drew, John ... 1956-57-58
Driscoll, Bill ... 1971-72-73
Driscoll, James ... 1948
Drumm, Tim ... 1975-76
Druso, Jason ... 1995-96
DuBois, F. ... 1891-92-93
DuBois, Harold ... 1932
DuBois, S. ... 1891-92
Dudek, Don ... 1958
Duffin, Mack ... 2016-17
Dummitt, Keith ... 1979-80-81-82
Dupuy, Chrishawn ... 2011-12-13-14
Durchik, Gary ... 1962-63-64-65
Dwyer, Frank ... 1964-65
Dysert, Zac ... 2009-10-11-12

E

Early, B. ... 1918
Early, G. ... 1919
Early, G.B. ... 1914-15
Earnest, Brad ... 2015-16-17
Eastman, G. ... 1891-92-93
Eberwine, Scott ... 1988-89
Echols, Robert ... 1992-93-94
Edmonds, Alonzo ... 1996
Edwards, Matt ... 1998-01-02
Edwards, Mel ... 1974-75
Edwards, Peris ... 2007-08, 10
Ehlert, Rick ... 1980
Eichenauer, B. ... 1935
Eickelberger, Fred ... 1958
Eisenhut, Warren ... 1937
Elberfeld, C. ... 1946
Elcess, Zac ... 2002
Eldredge, S. ... 1909
Elias, Michael ... 1957, 59
Ellerbe, Kevin ... 1991-92-93
Elliott, Jared ... 2007
Ellison, Robt. (Jake) ... 1948-49-50
Ellison, T. ... 1937-38
Ellwood, William ... 1944
Elsandi, Wafik ... 1981-82
Emerick, Robert ... 1931-32-33
Engel, W. ... 1909-10-11
Engleman, Lee ... 1987-88
Enzminger, R. ... 1944, 46
Epperson, Jeff ... 1973
Erisman, John ... 1964-65-66
Erwine, Richard ... 1934-35-36-37
Essig, Elmer ... 1919-20-21
Essig, George ... 1921-22-23
Estell, Samuel ... 1948-49-50
Estes, Chad ... 1992-93-94
Evans, Arthur ... 1938-39
Evans, J. ... 1891
Evans, Robert ... 1954
Evans, Robert C. ... 1959-60-61
Evans, S. ... 1911
Evans, William ... 1953
Evarrs, Dan ... 1988
Evers, J. ... 1930
Evilsizor, Chris ... 1980-81-82
Ewbank, Wilbur ... 1927
Eyink, Andy ... 2000
Eynick, Alan ... 2001-02-03

F

Fairfield, Herbert ... 1956-57-58
Farais, Joe ... 1976-77-78
Farley, Mike ... 1982-83-84-85
Faulkner, Jack ... 1947-48
Fee, D. ... 1897
Feicht, Jeff ... 1975-76-77
Felton, Mike ... 1974-75-76
Fenik, Mark ... 1984-85-86
Ferguson, Leonard ... 1978
Fertig, Len ... 1931-32-33
Fessel, Chris ... 2003-04
Feucht, Jim ... 1973-74-75
Fidler, Thad ... 1988-89, 91-92
Finklea, Erik ... 2010-11-12
Finley, Jim ... 1979
Finnerty, Tom ... 1977
Fischer, Tom ... 1986-87-88-89
Fisher, Allan ... 1960-61
Fitzgerald, D. ... 1915, 17
Fitzhugh, Steve ... 1981-82, 84-85
Flaharty, Dan ... 1988, 90-91
Flaig, Mike ... 1968-69-70
Fleetwood, Tyler ... 2017
Fleming, Bill ... 1945
Fletcher, Dennis ... 1966
Fletcher, L. ... 1927-28
Fletcher, Robert ... 1958-59
Florio, Lou ... 1944-45
Flowers, Art ... 1977
Fogarty, George ... 1936-37-38
Ford, H. ... 1918-19
Ford, K. ... 1923-24
Ford, Lonnie ... 1973
Forehand, Tim ... 1988
Fortner, Larry ... 1976-77-78
Fortney, Tim ... 1967, 69-70
Fosdick, L. ... 1897
Fox, Anthony ... 1921-22
Fox, P. ... 1912
Fox, S. ... 1888-89
Franklin, Bob ... 1990-91
Frantz, D. ... 1934
Frantz, Nick ... 1992-93
Frazier, David ... 2011-12-13-14
Frazier, Robert ... 1998-99-00-01
Frazier, Scott ... 1988-89-90-91
Frederickson, C. ... 1923-24
Freese, Oliver T. ... 1943
Fry, Jay ... 1950-51
Fry, Jay ... 1972-73-74
Fuchs, George ... 1943-44
Fulton, Harold ... 1929, 31-32
Fumi, Steve ... 1987-88-89

G

Gafford, Jordan ... 2006-07, 09-10
Gaines, Jerrid ... 2003-04-06-07
Galat, George III ... 1948-49-50
Galat, Joe ... 1959-60-61
Gall, William ... 1942-43
Gallik, Dan ... 1960
Games, Frank ... 1929
Gamble, Selma ... 1956-57-58
Gansberg, Alfred ... 1924-25
Gara, Francis ... 1944
Gardner, James ... 2015-16-17
Gardner, Joe ... 1971-72-73
Garretson, Bob ... 1964-65
Garrett, J. ... 1892, 96-97
Garrity, Charles ... 1941
Gary, Jack ... 1954
Gayhart, Samuel ... 1960-61
Gaylor, Trevor ... 1996-97-98-99
Gaylord, Paul ... 1938, 40
Gearing, Austin ... 2013-14-15-16

Letterwinners

Gebhardt, Randy 1986-87
Gebhart, Robert 1946
Gehlker, Robert 1941
Geidner, Joe 1959-60-61
Geisse, Ray 1946
Gentile, Mark 1973-74
Gentry, Curtis 1957
Gerbus, Nate....2013-14
Gerhardt, Ben....1995
Gerhardt, Dan 1965-66-67
German, Greg 1980
Getz, Bob 1986-87-88
Getz, Mike 1962-63
Geyer, Jim 1980, 82-83
Gibson, Jason....2006
Gibson, Wayne 1946-47
Giese, Mario 1979
Giganti, Russell 1952-53-54-55
Gilford, Charles 1968-69
Gilmore, DeAndre....2007-10
Girbert, David 1957-58-59
Gist, Jon 1985-86-87
Givens, Chris....2007-08, 10-11
Glavin, John....2002-03-04-05
Glick, P. 1926, 28
Glover, Robert 1966-67-68
Glowik, Gerry 1977-78-79
Glowik, Jack 1974-75-76-77
Gnabah, Jerry 1957
Godlevske, Danny 2016
Godsey, Brandon 1997-98-99-00
Goehring, Stephen....2012
Goins, Richard 1944-45
Good, David....2001
Goodfellow, Jim 1962-63-64-65
Goodman, Julian....1998-99-00-01
Gordon, James 1928-29-30
Grady, Pat 1944
Graeff, S. 1912-13
Grafmiller, Guy 1941
Graham, David 1970-71-72
Graham, Tom 1982-83, 85-86
Gravatte, James 1952
Green, Alec....2017
Green, Austin 2013
Green, Danny 2009-10-11
Green, Don 1949-50-51
Green, Julian....2012-13
Green, Mickey 1975-76-77
Green, Ramon 1948-49
Greenwood, J.J. 2012-13
Griffith, Charles 1949
Griffith, Joseph 1959
Griffith, William 1962-63
Griffo, Aaron 2010-11
Grueser, George 1946
Grywalski, Jim 1965-66-67
Gudeman, Andrew....2012-13
Gugino, Paul 1988
Guidry, Gene 1993-94-95
Guinn, Harry Emerson 1940-41
Gulley, Bob....2007-10
Gunlock, Randy 1974-75-76
Gunlock, William 1948-49-50
Gussman, Gary 1984-85-86-87
Guthart, Robert 1944

H

Haffey, Mike 1981-82
Hahn, Brad 1985
Haines, David 1952-53-54
Hale, Red 1916, 19-20
Hall, Alvin 1977-78-79
Hall, C. 1933
Hall, Dwayne 1996-97
Hall, Jay 1995-96-97-98
Halpin, Delmar 1928-29-30
Hammond, Versellias....1996, 98-99
Hammond, William 1944
Hamsher, J. 1904-05
Hanks, Barry 1988, 90
Hanlon, Jerry 1955
Hansbarger, G. 1915
Happ, Jeff 1985, 87
Harbaugh, John 1983
Harbin, Earl 1972-73-74
Harding, Heath 2013-14-16-17
Hardman, Ron 1974
Hardy, Quentin 2017
Hargrave, Randy 1993
Harley, H. 1908-09-10-11
Harmony, Dean 1971-72
Harnett, Jim 1986-87-88
Harp, Thomas 1945
Harper, Kenyon 1993-94-95-96
Harper, Larry 1972-73-74
Harris, Eugene....2007-08-09
Harris, Evan 2009-10-11-12
Harris, Larry 1967
Harris, Robert 1941
Harris, William 1946, 48
Harrison, Charles 1951
Harrod, Robert 1940-41
Harrow, Owen 1939-40
Hart, John 1979
Hart, Robert 1960-61
Harvey, Josh....2010-11-12
Harvey, Keith 1977, 80
Harwell, Nick 2010-11-12
Hasenohrl, Joe 1974-75-76
Hatfield, Todd 1984
Hatgas, Dave 1976-77-78
Hatgas, Mark 1973-74-75-76
Hauck, Chuck 1979-80
Hauck, Ken 1973-74-75
Havens, Jason 1994-95-96-97
Hawk, Arbe 1920-21
Hawk, Phil....1998-99-00-01
Hawk, Ryan 2001
Hawkins, Larry 1950, 52
Hawkins, Robert 1949
Haxton, Ronnie 1952-53
Hayner, G. 1897
Hazelrigg, Charles 1952
Healy, John 1989-90-91
Heathman, B. 1925
Heberling, Mike 1982
Heideman, Randy....2015-16-17
Heisler, Fritz 1935-36-37
Heimsch, Charles 1934-35
Heizman, Lester....1942
Heimbold, Darwin 1943, 46
Henderson, Andre....2002
Henderson, Eric 1992, 1994-95
Hendrix, Andrew....2014
Hengartner, Robert 1950-51
Henrichs, Howard 1941
Henry, Chauncey....1999-00-01
Herbert, C. 1913-14-15
Herman, H. 1891
Herrell, Ben 2001-02-03
Hetrick, Tom 1975
Hildebolt, C. 1904-05
Hill, Eddie 1957-58
Hill, Isaiah 2017
Hill, Jerry 1960-61
Himebauch, Jack 1962-63-64
Hindman, Hugh 1948-49
Hines, Derik 1979-80-81-82
Hinkel, Pat 2009-10-11-12
Hinrichs, Howard 1940
Hirschfeld, Glen 1982-83-84-85
Hitchens, Bob 1971-72-73
Hodge, Alphonso....2001-02-03-04
Hoffman, H. 1932
Hoffman, K. 1918
Hohman, Matt 1994
Hollins, Amoury 1989-90-91-92
Hollon, Jack 1954-55
Holman, Kaiser 1976-77, 79-80
Holmes, Jason 1994-95-96
Holstein, Larry 1968-69
Holubeck, August 1950-51-52
Hoover, Bill 1942, 45-46-47
Hopkins, Richard 1921-22-23
Horn, J. 1930-31
Horner, P. 1923
Houghton, C. 1892
House, Carl 1921
Hovey, Zach 2015
Howard, Andy 1988-89-90-91
Howard, John 1951-52
Hoyman, Ray 1934, 37-38
Huber, Gary 1957, 59
Huck, W. 1934
Huddle, Ben 2006-07
Hudson, Chris....2015
Hudson, Joe 2005-06-07-08
Huebner, Richard 1951-52
Huelsman, Chad....2000
Huelsman, Chris 1997-98-99
Huffman, Glen 1986-87-88-89
Huffman, Jody 1977, 79
Hull, John....1914-15-16
Hunsinger, George 1942
Hunsinger, P. 1911-12
Hunter, Darrell 2002-03-04-05
Hunter, Mark 1976-77-78-79
Hunter, Richard 1952-53-54
Huston, D. 1896-97
Hutchins, Dave 1967-68-69
Hutzleman, David....2003-04-05
Hyde, Rick 1978-79
Hyzdu, Mike 1987-88-89

I

Iafolla, David 1986-87-88
Imwalle, Ed 1959
Ippoliti, Jerry 1956-57
Ippolito, Vic 1960-61
Irie, R. 1937, 39
Iriti, Mike 2002
Istler, Chuck 1977

J

Jackowski, Curt 1987-88
Jackson, Andra....1998-99-00
Jackson, Herman 1971-72-73
Jackson, Kelvin 2011
Jackson, Mike 1992-93-94
Jacobs, Walter 1959-60-61
Jacobson, Eric 1987-88-89
Jakeway, Pat 1990
Jakubowski, Evan....2015
James, Reese 1952
Jamison, J. 1901
Jastrzebski, Art 1949-50
Jares, Jim 1962-63
Jarvis, Ernie 1957
Jawitz, Bill 1987
Jeffers, Steve 1969-70
Jencks, Robert 1960-61-62
Jenkins, Alvonta....2012-13-14-15
Jenkins, Howard 1980-81
Jenkins, P. 1889
Jenkins, P. 1904
Jennell, Tom 1958-59
Jensen, Lund 1957
Joecken, Steve 1975-76-77
Johns, Mike....2009-10-11-12
Johnson, Bobby 1992-93-94
Johnson, C. 1904-05-06-07
Johnson, Ed 1967-68
Johnson, Fred 1975-76
Johnson, Kevin 2013
Johnson, Marcus....2002-03-04-05
Johnson, Paris....1997-98
Johnson, Sly....1997-98-99-00
Johnson, Tim 2012-13-14
Johnson, Tony 1959
Johnston, William 1946-47
Jones, Cory....2007
Jones, DeMarrio 1997-98-99-00
Jones, Greg 1978, 80-81
Jones, Herb 1952
Jones, James 1947-48
Jones, Jarrell 2011-12-13-14-15
Jones, JT....2013-14-15-16
Jones, Mike 1984
Jones, R. 1906
Jones, Stanton 1952-53-54
Jones, Terrell....2000-01-02-03
Jones, Thomas 1952-53-54
Jones, Tyrone....2010-11
Jordan, Robert....1997-98, 00
Joseph, R. 1922-23-24
Joyce, Dan 1990-91-92-93
Jutras, Jim 1987-88-89

K

Kacic, Ronald 1957-58
Kaiser, Dave 1958-59-60
Kaiser, R. 1933-34
Kajmowicz, Matt 2009
Kalafatis, Chris....1996-97-98-99
Kalhoun, Errol 1966-67-68
Kallmerten, A. 1916
Kaluger, Eli 1943
Kamberis, Nick 1992-93-94
Kapish, Terry 1976-77
Kappes, R. G. 1946-47-48-49
Kaufman, Alex....2009
Kavanagh, Sean....2005
Kaye, L. 1903-04-05
Keating, C. Edward 1959-60-61
Keim, B. 1912
Keith, Andy 1987
Kellermann, Ernie 1962-63-64
Kelley, B.J. 1979, 81-82
Kelley, Harvey 1992-93-94
Kelly, Jeff 1973-74-75
Kelly, Luke....2009-10-11-12
Kelly, Mark 1980
Kemper, Matt 1985-86-87
Kemthron, R. 1944

Letterwinners

Kennedy, James ... 1951
Kennedy, Matt ... 2009-10-11-12
Kennedy, Ryan ... 2007-08, 10-11
Kerekes, J. ... 1931-32
Kern, Kent ... 2012-13-14-15
Kersting, A. ... 1912-13
Kessler, Jim ... 1937-38-39
Kickish, Josh ... 1997
Kiebach, Mike ... 1981-82-83
Kief, Pat ... 1972-73-74
Kilbane, Brian ... 1990
Kilmurray, Thomas ... 1957-58-59
Kimpler, Ben ... 2017
King, Chris ... 1987-88-89
King, Ty ... 1993-94-95-96
Kinkoph, Richard ... 1957
Kirkpatrick, Jay ... 1988
Kirkpatrick, John ... 1960-61
Kirkpatrick, Korey ... 2000-01-02-04
Klaiber, Nate ... 1995
Klawitter, Jim ... 1977
Klepinger, F. ... 1926-27
Kline, C. ... 1896-97
Klowth, Lowell ... 1978
Koch, Christian ... 2014-15
Koch, Dale ... 1969
Koenig, Brad ... 2015-16-17
Koikoi, Allan ... 2015-16
Kokal, Anthony ... 2008-09-10-11
Kokal, Mike ... 2004, 06-07
Kolesar, Doug ... 1984-85-86
Kolkmeyer, Bob ... 1976-77-78
Konn, Matt ... 1985-86-87
Konrad, Chuck ... 1987-88
Koontz, E. ... 1911
Koop, M. ... 1923
Kordos, Matt ... 1996-97
Kosak, Airion ... 2013
Koschik, Mark ... 1993
Kosky, Steve ... 2004, 06
Kosta, Dan ... 2002-03
Kovacs, Steve ... 1970-71-72
Kozar, Joseph ... 1964-65-66
Kracium, Mark ... 2003-04-05
Kramer, Kyle ... 2016-17
Kramer, Steve ... 1974-75
Kramer, W. ... 1919
Krasula, Paul ... 1965-66-67
Krause, Doug ... 1990
Kraus, Tom ... 1977
Krause, Doug ... 1969-70-71
Krause, James ... 1941
Kreeger, Mike ... 1990-91-92
Kromer, Aaron ... 1987-88-89
Krotz, Mitch ... 2011-12
Krysinski, Mason ... 2010-11-12-13
Kubilunas, Albert ... 1946
Kucharek, Marty ... 1984, 86
Kuhn, Greg ... 1979-80
Kummer, Drew ... 2012-13-14-15
Kusan, Mike ... 1984-85-86-87
Kuzma, Mark ... 1987-88

L

Lagod, Chester ... 1945
Lamb, Chester ... 1930
LaMonica, Pat ... 2006-07
Landry, C. ... 1914
Lanese, Mike ... 1945
Lantz, Chip ... 1986
Lantz, Doug ... 1978-79
Larimore, Bryan ... 1978
Larick, L. ... 1926-27-28
Larkin, Michael ... 2001-02-03-04
Larsen, Cris ... 1980
Larson, Robert ... 1951
LaRubbio, Jarrett ... 2017
LaSpina, Sebastian ... 1956-57
Lawler, George ... 1942
Lawrence, James ... 1940
Laubie, Robert ... 1942
Laurencelle, Joe ... 1989
Lautar, Bill ... 2004
Lawson, Roman ... 2009-10-11
Layman, A. ... 1897
Layman, G. ... 1891-92
Layton, Gary ... 1991-92-93-94
Leach, W. ... 1909-10
Leahy, Pat ... 1972-73
Leaming, J. ... 1904
LeBar, Michael ... 1989
LeCompte, Marx ... 1945-46
Lee, Falcon ... 2013
Lee, Jeremy ... 2000
Leever, Ian ... 2016-17
Leftwich, Bill ... 1967
Lehwald, Bryce ... 2012-13-14-15
Leonard, H. ... 1896-97
Leonard, Tim ... 1984
Leow, Richard ... 1935-36-37
Less, Leo ... 1941-42, 46
Letcavits, Bart ... 1987-88-89-90
Lever, A. ... 1904
Levering, James ... 1908-09-10-11
Lewis, Byron ... 1989-90
Lewis, Stan ... 1933-34
Lewis, Zach ... 2011-12-13-14
Lick, Jeff ... 1988
Lieberman, Jeff ... 1968-69
Lillvis, Mark ... 1977
Lindsay, Gordon ... 1940
Lindsey, Cajardo ... 1988-89-90-91
Linwood, Otto ... 2005-06
Little, Steve ... 1998-99-00-01
Llewellyn, Jack ... 1934-35-36
Loehman, William ... 1920-21-22
Londot, Todd ... 2002-03-04-05
Longsworth, Tom ... 1961-62-63
Lough, J. ... 1888-89
Lovas, Doug ... 1979
Lovas, Kyle ... 2007
Lowry, R. ... 1914-15
Lubin, Josh ... 1997-98
Lucas, Bryan ... 1989-90-91-92
Lucas, Carl ... 1943
Lucas, Charles ... 1950-51-52
Lucas, Mark ... 1980-81-82-83
Luebke, Brian ... 1997-98-99-00
Lydon, Bob ... 1975
Lyman, Joe ... 1998-99-00
Lyons, John ... 1979-80-81-82
Lyons, Larry ... 1955-56

M

Maccioli, Albert ... 1948-49-50
Macioce, Mario ... 1977
MacKay, Howard ... 1962-63-64-65
Macke, Jon ... 1980, 83
MacKin, Bill ... 1945
Macready, J. ... 1888
Magaw, Stuart ... 1942
Mages, Zach ... 2012
Maghes, Al ... 1968-69-70
Magsig, Clarence ... 1921-22
Mahon, Nate ... 2007
Maize, Josh ... 2017
Mallory, Bill ... 1954-55-56
Mallory, Dave ... 1960-61-62-63
Mallory, Thomas ... 1958-59-60
Maloney, Ed ... 1968-69-70
Mandich, George ... 1949
Mangen, Verl ... 1949
Manini, Gary ... 1958-59
Mann, Mickey ... 2006-07-08
Manning, Nic ... 2005
Marcin, Dennis ... 1961-62-63
Marck, C.J. ... 2010-11
Marck, Steve ... 2009-10-12-13
Marhofer, Mike ... 1984-85-86
Marlatt, Andrew ... 1984-85-86-87
Marlow, Al ... 1982, 84
Marquardt, Robert ... 1948-49-50
Marshall, C. ... 1902
Marshall, C. ... 1918-19
Marshall, Pete ... 1982-83
Marshall, Zachary ... 2007
Martin, Albert ... 1944
Martin, Andy ... 1994-95-96-97
Martin, Justin ... 2015-16
Martin, Paul ... 1942
Martin, Ron ... 1969
Martin, Sam ... 2014-15-16-17
Martini, Mike ... 1981-82
Martinkovic, Shane ... 1998
Marut, Ed ... 1995-96
Mason, R. ... 1888-89
Mastin, Jay ... 2013-14
Matheny, Randy ... 1968-69-70
Mather, Mark ... 1979-80-81-82
Mather, Pete ... 1985-86-87
Matre, Robert ... 1934-35-36
Matte, Bruce ... 1964-65-66
Mattern, G. ... 1914-15-16
Mattern, Richard ... 1953-54-55
Matthews, Marcus ... 2011-12-13-14
Matthews, Mark ... 1987-88-89-90
Mattison, Mark ... 1978
Maxwell, Bob ... 1976
Mayock, Luke ... 2016-17
Mazur, Matt ... 1977-78-79
McCafferty, John ... 1977-78-79-80
McCall, W. ... 1926-27-28
McCartney, Arch ... 1946-47, 49
McClain, Dave ... 2002, 04-05-06
McClanahan, James ... 1957
McCleskey, Harvey ... 1976-77
McClintock, Ted ... 1960-61
McCollum, Sam ... 2015-16-17
McCormick, Bill ... 1946-47-48-59
McCormick, Kent ... 1977-78-79-80
McCoy, Charles ... 1907-08-09-10
McCracken, F. ... 1888-89
McCradle, Art ... 1945
McCreanor, Mike ... 1991-92-93
McCullough, Bryan ... 1996-97-98-99
McCullough, Deland ... 1992-93-94-95
McCullough, Kent ... 1997-98-99-00
McDavid, C.J. ... 1994
McDermott, Pat ... 1974-75, 77-78
McDiarmid, J. ... 1920
McDonald, DeMorris ... 1984, 86
McEntire, Don ... 1927, 29
McFadden, Brandon ... 1970-71
McGinnis, P. ... 1910, 13
McGinnis, R. ... 1916, 19-20
McInnis, Spencer ... 2013-14-15-16
McIntosh, John ... 1978
McKee, Neal ... 1943
McKeever, Dan ... 1948
McKenzie, Dave ... 1976-77-78
McKeown, Matt ... 2006
McKie, Stanley ... 1917
McMillan, Curt ... 1989-90-91-92
McMullen, Junior ... 2015-16-17
McNelly, W. ... 1918, 20
McPhillips, Patrick ... 1927-28-29
McRae, Fred IV ... 2013-14-15
McVay, John ... 1950-51-52
McVay, John ... 1972-73-74
McVay, Lewis ... 1915-16-17
McVay, Sean ... 2005-06-07
McVey, Dave ... 1983
Meeks, Paul ... 1940
Meier, Jack ... 1940
Meier, Web ... 1935-36-37
Meister, Steve ... 2004-05-06-07
Melton, Jeff ... 1984
Merchant, Edward ... 1952-53-54
Mergenthal, R. ... 1937
Merimee, Matt ... 2015-16-17
Merriweather, Thomas ... 2007-08-09-10
Messaros, Bob ... 1975-76
Messaros, Robert ... 1951-52-53
Mester, Craig ... 2004-05-06-07
Mester, Kurt ... 1999-00-01-02
Metzger, Charles ... 1936-37-38
Meyer, R. ... 1931-32-33
Meyers, Mark ... 1981-82
Michelson, Jason ... 1991-92-93
Mickens, Aaron ... 2009
Mierczynski, Cliff ... 1956-57
Migdal, Ted ... 1940
Mileham, Rick ... 1988-89-90
Milholland, G. ... 1903
Miller, Brad ... 1972-73-74
Miller, Chris ... 1976
Miller, Chuck ... 1972-73-74
Miller, Craig ... 1980-81-82-83
Miller, Jeff ... 1971-72
Miller, Joel ... 1995-96
Miller, John ... 1969-70
Miller, K. ... 1925
Miller, Larry ... 1960
Miller, William ... 1957-58-59
Miller, William G. ... 1948
Millisor, Howard ... 1958-59
Minotti, Joseph ... 1966-67
Mittendorf ... 1917
Moenning, John ... 1976
Mollman, Paul ... 1970-71-72
Monk, Nick ... 1997-98-99-00
Monnette, K. ... 1923-24
Monos, Mike ... 1971-72-73
Monroe, Van ... 2001-02
Montgomery, De'Andre ... 2015-16-17
Montgomery, Mike ... 1997-98-99-00
Montgomery, S. ... 1912
Mooney, Thomas ... 1953-54-55
Mooney, Tom ... 1977
Moore, Al ... 1965-66-67
Moore, Austin ... 2009-10
Moore, Bryan ... 1988
Moore, G. ... 1928
Moore, John ... 1958-59-60
Moos, Charles ... 1940-41, 46
Moreno, David ... 1957, 59

Letterwinners

Morgan, Don 1940-41
Morgan, Patrice 1995-96-97
Morlidge, Bailie 1981, 83
Morphy, C. 1902-03-04
Morris, B. 1907-08
Morris, G. 1892-93
Morris, Terry 1985-86
Morris, W. 1889
Morris, Wince....1995-96
Morton-Green, E.J.... 2006
Moses, Paul 2014-15-16
Mourouzis, Nick 1956-57-58
Muckle, George 1968
Mullen, G. 1944
Mullen, Paul 1982-83-84-85
Mullen, Ryan.... 2015-16-17
Muller, Andrew 2011-12
Mullins, Clayton....2005-06-07-08
Munns, George 1916-17-18
Munns, Tom 1918-19-20-21
Murphy, Brandon....2004-05-06-07
Murphy, Farren 1992
Murphy, Jared 2014-15-16-17
Murphy, Tom 1983-84-85
Murphy, Zac.... 2010-11-12-13
Murray, Cal Jr. 2000-01-02-03
Murray, Jimmy 2004-05-06
Murray, P. 1896
Murrer, Sam 2016-17
Muston, C. 1892-93
Mutchler, J. 1934
Myers, Barry 1989
Myers, Gerry 1960-61-62

N

Nagel, Gary 1981-82-83-84
Nagle, Dan 1979
Napoli, Joe 1989-90
Nance, Martin....2002-03-04-05
Nande, Terna 2002-03-04-05
Narduzzi, William 1957-58
Neal, Rick 1981-82-83
Nease, Ernie 1960-61
Neeley, Claude 1951-52
Nelson, Maurice 1986-87
Nelson, Tom 1971
Nestor, John.... 1996
Neubert, Laurence 1944
Neumeier, Bill 1960-61-62-63
Newman, Bill 1980-81-82
Newman, H. 1905
Nielsen, Don 1998
Nieman, Drew 1975-76
Niemeyer, Todd 1996
Niemi, John 1931-32
Niemiec, Grant....2013-14-16-17
Niemier, Ed 1944-45
Niergarth, Milton 1951
Nomina, Tom 1960-61-62
Norden, Charlie 2004-05-06-07
Norris, Bill 1989-90
North, Hubert 1928-29-30
Novak, Joseph 1965-66
Nowell, Jerry 1958-59
Noxsel, Doug 1977-78
Nugent, Merv 1967-68-69
Nunley, Dayonne 2010-11-12-13
Nunn, Elsworth 1944-45

O

Oberholzer, William 1927
O'Bryan, Patrick.... 2004-05-06
Ochs, David 1985
O'Connell, Jake 2006-07-08
O'Dea, Mike 1986-87
Ogdan, Chuck 2001
Ohly, W. 1934-35
Okafor, Buchi....2013-14-15-16
Olberding, Sam 2011-12
Olix, Mel 1946-47-48-49
Ondrula, Chris 1988-89-90
O'Reilly, Chad 1995-96-97-98
Orloff, Pat 1956-57
Orsak, Steve 1999
Orth, H. 1919-20
Orth, Vern 1949-50
Osborne, Dee 1993-94-95-96
Oswald, Robert 1925-26-27
O'Toole, Sean 1982-83
Ott, Warren 1931-32-33
Outler, Na'eem 2011
Overholtz, J. 1904
Owens, T. 1913

P

Pabin, Larry 1962-63-64
Pagna, Tom 1951-52-53
Paige, Darren.... 2003
Paine, DeMarco 2010
Painter, Seth....2005-06
Palascak, Brian 2007-08
Palcic, Joe 1995-96-97
Palcic, Phil 1980, 82-83
Palija, Mike 1968-69-70
Palmer, Art 1935-36
Palmer, Bill 1975, 77
Palmer, Mitch 2015-16-17
Pann, C. 1889
Panuska, George 1935
Parker, Alvin 1974-75-76
Parkis, Nick 1952
Parmater, Andy 1986
Parratt, Gerrold 1928-29
Parrett, E. 1889, 93
Parrott, Tom 1978-79-80
Parseghian, Ara 1946-47
Parseghian, Jared....2001-02-03-04
Parseghian, Nathan.... 2006-07-08
Parthe', Kevin 1993
Partridge, Robert 2010
Pataky, Dave 1969-70-71
Patterson, Jeremy 1991-92-93-94
Patton, James 1989-90-91-92
Paul, Harold (Hal) 1946-47-48-49
Pauls, John 1928-29-30
Paun, Mark 2006-07-08-09
Patterson, Kaleb 2012-13-14-15
Pawlowski, Ron 1955-56
Payne, Trey 2011-12
Peacock, Marty 1996
Peal, Jim 1981
Pearson, O. 1917-18
Pechaitis, Ted 1968-69
Pechaitis, Tom 1969
Pecht, William 1942
Peddie, Don 1963-64-65
Pederzoli, Andy 1972-73
Peet, Bob 1958-59
Pegues, Jeff 1991-92
Pendleton, Dave 1958-59
Pequignot, Joe 1978-79-80
Pequignot, John 1945
Pequignot, Tom 1945, 48-49-50
Perrone, G. 1916-17-18
Perry, Ernest 1993-94-95-96
Perry, J. 1903, 05
Perry, Virgil 1921-22-23
Pershing, David 1950-51
Peterson, Jay 1980-81-82-83
Petree, W. 1923
Petrich, J. 1934-35
Petrovic, Bob 1998-99-00-01
Phelan, Todd 1988
Philip, Seth 2008-09-10
Phillips, Albert....2013-14
Phillips, Jason 1991-92-93-94
Philpott, Edward 1964-65-66
Pierce, Marvin 1913-14-15
Pignatelli, Barto 1952-53, 56
Pillman, Brian 1980-81-82-83
Piskoty, Richard 1944, 46-47
Pizza, Anthony 1942-43
Plank, Ernie 1947-48-49
Plummer, Cleon 1994-95-96
Poff, Mike 1970-71-72
Pollack, Henry 1940
Pont, John 1949-50-51
Poor, C. 1893, 96-97
Pore, Tom 1999
Porter, Dean 1954-55-56
Porter, James 1945
Potter, Brian 1998-99-00
Potts, David 1973
Potter, Donovan 2007-08
Powers, Joseph 1952
Powers, Steve 1990
Poynton, Tom 1989-90-91-92
Pratt, Chris 1992
Predmore, Donald 1920-21
Predmore, H. 1917-18
Prentice, Travis 1996-97-98-99
Preston, Dick 1947-48
Price, Eddie 1999-00-01
Price, Roger 1938
Priddy, Bob 1969
Prince, A. 1909
Pritchet, Dale 1964-65
Prochko, Jerry 1986-87-88-89
Prosser, John 1964
Pruden, F.D. 1914-15
Prugh, W. 1911-12
Ptacek, Bob 1981-82-83
Pugh, W. 1891-92-93
Purcell, Drew 1995-96-97-98
Purdy, Garrett.... 1996
Pusateri, Matt....2001-02-03-04
Putnam, Neil 1957
Putts, David 1944, 46-47
Puzzitello, Richard 1959
Pyles, Dave 1979-80-81-82

Q

Quarles, Demetrius 2010-11
Quattrone, Joseph 1948-49
Quinn, John 1944
Quiisno, Gary 1973-74-75

R

Radcliff, Daryl 1970-71
Radcliffe, B. 1904, 06-07
Radcliffe, Bruce 1977
Ragen, A. 1920
Ragland, Gus 2015-16-17
Ramsey, John 1984-85
Randolph, Tyron 1984
Raudabaugh, Daniel....2006-07-08-09
Raybuck, Tim 1969-70-71
Raymond, Robert 1946-47-48
Rebholz, Mel 1939
Rebsch, Dan 1971-72-73
Redd, Ryan 2002-03-04-05
Redeker, Fred 1942
Redman, Ryan.... 2005
Redwine, Sean 2007-08
Reed, Cory 1989
Reed, Dennis 1971-72
Reed, E. 1888-89
Reed, Frank 1912-13-14
Reed, R. 1903-04-05
Reed, Thomas 1964-65-66
Reedy, Rob 1988-89-90
Rehage, Derek....2002-03-04-05
Rehker, Dave....2002-04
Reid, Myles 2016-17
Reid, Napoleon 1954-55, 60
Reid, Shane 1995
Reid, Tony 2014-15-16-17
Reiland, Rob....2008-09
Reilley, Shawn 1984-85-86-87
Reiter, Doug 1982
Reiter, H. 1918
Remington, O. 1896-97
Renfro, Barry 1989-90-91
Renicker, Mark 1985
Rentz, F. 1932-33
Reppart, Keith 1973
Rhodes, Chris 1993-94-95-96
Rhodes, Mike 1974-75-76
Rich, Jarrod 2002-03-04
Richard, Dave 1970
Richardson, Gary....1999-00
Richardson, Harry 1926-27-28
Richardson, Jake 2005-06-07-08
Richey, S. 1891
Ricketts, Sam 1994-95-96-97
Ridder, Sam 1959-60-61
Rigg, Jordan.... 2015-16-17
Rieber, Robert 1966-67-68
Riese, B. 1901-02-03
Robertson, W. 1902
Robillard, Matt 1999-00-01-02
Robinson, Armand 2007-08-09-10
Robinson, C. 1902
Robinson, C. 1932-33
Robinson, Dominique.... 2017
Robinson, Geoff 2001-02
Robinson, Jack 1945-46-47-48
Robinson, Rion 2008
Robinson, Ryne 2003-04-05-06
Robson, W. 1917-18
Rockwell, Warren 1940-41
Rodriguez, Manuel 1936
Roebel, Tom 1977
Roethlisberger, Ben 2001-02-03
Rogers, Horace 1928-29-30
Rogers, Jack 1949
Rogers, Jamal 2007-08-09-2010
Rogers, S. 1913-14-15
Rogers, W. 1913
Rogers, William 1941-42
Roland, Bryan....2005, 07-08
Rollins, Todd 1983-84
Rollins, Quinten.... 2014

Letterwinners

Romberg, Josh 1998
Rome, Pete 1973-74-75
Root, Jim 1950-51-52
Root, Ken 1967-68
Rosenberger, Mike 1976-77-78
Rosato, Joseph 1951
Ross, Leonard 2015-17
Ross, H. 1913-14-15
Rostedt, Walt 1971-72
Roudebush, H. 1910-11
Roudebush, John 1972-73-74
Roudebush Jr., W.P. 1931-32-33
Rousher, Jimmy 2013-14-15
Row, Kyle 2016
Rowlands, Jeff 1974, 76-77-78
Ruchynski, Walter 1941
Rueff, Will 2001-02-03-04
Ruff, Don 1987
Ruhe, Steve 1977, 79
Rupert, L. 1904-05-06-07-08-09
Rupp, John 1938
Ruppert, Steve 1943
Rummler, Michael 2007-08-09
Rush, Clive 1950-51-52
Rusher, Scott 1980
Rusher, Steve 1980
Russ, Dean 1948
Russell, Brett 2000
Russell, Robert 1942-43
Rustad, Ryan 1997
Ryder, Jon 1999-00
Rymer, T. 1906-07-08-09

S

Sabath, Nick 1941
Saccomen, John 1971-72
Safford, Steve 1964, 66
Sagehorn, Scott 1999-00-01-03
Sakach, Andy 1995-96-97-98
Saltmarsh, Robert 1952
Sanders, Al 1955
Sanders, John 1952
Sanderson, Richard 1929
Sanna, Steve 1973-74
Satterthwait, Josh 2006-07-08
Sauer, Eddie 1917-18-19
Sautter, Paul 1950-51-52
Savatsky, Ollie 1932-33-34
Schacke, John 1997-99-00
Schaefer, John 1984-85-86-87
Schafer, C. 1921-22-23
Scherpenberg, Mike 2009-10
Schierloh, Jim 1962-63-64
Schillinger, Andy 1984-85-86-87
Schisler, Daniel 1939-40-41
Schlater, Ron 1971
Schembechler, Bo 1949-50
Schlenck, P. 1905-06
Schoendorff, Rudy 1954-55
Schmitt, Tom 1985-86-87
Schrader, Steve 1985
Schroeder, Jeff 2003-04-05
Schudel, Paul 1962-63-64-65
Schulte, Jack 1973-74
Schultz, A. 1906-07-08
Schultz, P. 1889
Schuster, Howard 1950-51
Schuster, J. 1927-28
Scott, Dawan 2011-12-13-14
Scott, George 1956-57-58
Scott, Jim 1968-69-70
Scott, John 1996-97-98
Scott, Pat 1982-83
Scott, Wesley 2012-13
Scully, Niall 1943
Seitz, Chad 1992-93-94-95
Sells, John 1989-90
Semeniuk, Walter 1943
Semmes, Jason 2010-11-12
Semmes, Justin 2010-11-12
Serina, Joe 2003
Sewell, John 1988
Sexton, Hardigg 1917
Sexton, Nate 1996, 98-99
Shafer, John 1964-65-66
Shanahan, Jim 1967-68
Sharkey, Tom 1923-24-25
Shaw, Artie 1994-95-96-97
Shaw, James 1965-66-67
Shepard, Pat 2006-07-08
Sherman, Doug 1969-70-71
Shiflett, Ned 1944-45-46
Shine, Richard 1951-52
Shisso, Sam 2014-15-16
Shoemaker, Anthony 2009
Shoemaker, Bob 1962-63
Shoults, Paul 1943, 46-47-48
Showalter, Stu 1971-72-73
Showkeir, James 1971
Shriner, W. 1893
Shula, Chris 2006-07-08
Shuman, R. 1901
Shupp, W. 1916, 19
Siders, James Scott 1941-42
Siehl, Dick 1945
Sielaff, E. 1925, 27
Siesel, Roger 1953-54-55
Siford, Steven 1966
Siber, Bob 1962-63
Sills, Tranaine 2003-04-06
Silver, A. 1902
Simenson, O. 1922
Simenson, W.G. 1921
Simmons, Jason 1995-96-97-98
Simpson, Bob 1981
Sivert, J. 1944
Skelley, Donald 1942
Skibinski, Matt 2016-17
Slack, Brian 2011-12
Sladky, Mike 1993-94
Slagel, Charles 1935-36
Slankard, Dave 1984-85-86
Slaot, J. 1923
Sloman, Sam 2016-17
Small, Richard 1946
Smallbone, Matt 2014-15-16
Smierciak, Zach 2014-15-16
Smith, Alonzo 2015-16-17
Smith, Bob 1982-83
Smith, Danny 1993
Smith, Dave 1972
Smith, Don 1954-55-56
Smith, Frank 2001-02-03
Smith, Gerald 1954
Smith, Justin 2001-02
Smith, Ken 1980-81-82
Smith, L. 1931, 33
Smith, Marc 1969-70-71
Smith, Marcus 1997-98-99
Smith, Mike 1975
Smith, Mike 2001-02-03-04
Smith, Phil 2000-01-02-03
Smith, Robert 1965-66-67
Smith, Ryan 2014-15-16-17
Smith, Sherman 1972-73-74-75
Smith, Sherman 2003
Smith, W. 1905-06
Smith, Wayne 1960-61
Smitley, Clyde 1943
Snell, J. 1933
Snyder, John 1939-40
Snyder, L. 1940
Snyder, Todd 1985-86-87
Snyder, William 1939
Soderquist, Todd 2002-03-04-05
Somdahl, Olaf 1921
Sonenstein, Darryl 1980
Sorenson, Jack 2017
Sorz, John 1952
Southwick, E. 1905
Sparkes, William 1936-37
Speelman, Robert 1946-47
Spencer, C. 1905
Sprague, Ryan 2000-01-02-03
Spicer, Joe 1972-73-74
Springs, Kirk 1977-78-79
Sroka, Mark 1995-96-97
Stackhouse, Steve 1975-76
Stahl, Harold 1947-48
Stammen, Orville 1960-61
Stanley, Bob 1962-63
Stanley, Will 2000-01-02-03
Starlin, C. 1901
Staten, Mark 1989-90-91-92
Staten, Jerry 1964-65-66
Staubit, A. 1940
Staudinger, Ken 2008-09
Stebner, Dave 1959
Stec, Ted 1995-96
Steele, P. 1916
Stegall, Milt 1988-89-90-91
Stegman, Randy 2000-01-02
Stein, S. (Tim) 1960-61-62-63
Stephens, Brandon 2007-08-09-10
Stephenson, S. 1888-89
Stephenson, W. 1903-04, 06
Stepp, Marcus 1994-95
Sterling, James 2000-01
Sterling, Mike 1992-93-94
Stevens, Jordan 2007-08-09-2010
Stewart, Alex 2007
Stewart, Bernard 1921
Stewart, William 1931-32-33
Stillwagon, Tom 1962-63-64-65
Stine, Chris 1990
Stofa, John 1986-87-88
Stoll, E. 1917-18
Stone, Jeff 1979-80
Stoner, Bill 1946, 47-48
Storms, J. 1938-39
Stottlemyer, John 1953
Stout, Brian 1986
Streets, Larry 1960-61
Streicher, Jack 1976-77-78
Strimel, Archie 1968-69-70
Strobel, Harry 1929, 31
Struke, E. 1924-25-26
Stryker, H. 1925-26-27
Stryker, H. 1930-31
Stubbs, Brett 1985
Stubbs, Doug 1973
Stubbs, W. 1888, 91-92
Studer, Jerry 1969
Studrawa, Dennie 1952-53
Stueve, E. 1918
Sulfsted, Alex 1998-99-00
Sullivan, Greg 1976-77-78
Sullivan, Mike 1997-98-99-00
Sullivan, Randy 1982, 84
Sutter, Steve 2005-06-07-08
Svabik, D.J. 2007-08-09-10
Swanson, Jaytee 2009-10-11-12
Swarn, George 1983-84-85-86
Swartz, Zach 2016-17
Swift, Luke 2009-10-11-12
Swigart, Glenn 1953-54
Sykes, Austin 2006-07
Sykes, Peter 1960-61
Szabo, Gabe 1937-38

T

Taggart, S. 1896
Tanner, Jeff 2012-13-14
Tate, Marcus 2003, 05
Taurman, Ralph 1929-30
Tavzel, Harold 1943
Taylor, Dante 2010-12
Taylor, Earl 1972
Taylor, Jamie 1994-95-96-97
Taylor, Jay R. 2008
Taylor, Mark 1980-81-82-83
Taylor, Marshall 2012-14-15
Taylor, Ricky 1973-74-75
Teator, Don 1980
Terry, Ryan 1999-00-01-02
Tevis, Lee 1943
Thaler, Paul 1998-99-00-01
Thatcher, Arthur 1925-26-27
Theil, Rich 1997
Thelen, Dave 1955-56-57
Thomas, Chris 1984-85-86-87
Thomas, David 1991-92-93-94
Thomas, Edward 1921, 24-25
Thomas, Maurice 2015-16
Thomas, Robert 1965-66-67
Thompson, Daryus 2016-17
Thompson, Douglas 1952
Thompson, James 2000
Thompson, Jeffrey 2006-07-08-09
Thompson, Jeremy 2003
Thompson, Kent 1967-68-69
Thompson, Larry 1968-69
Thompson, Millard 1944
Thornton, Dave 1986
Thornton, Jay 1989-90-91-92
Tibbels, Jack 1958-59
Tillman, H. 1927-28
Tillman, Jerald 1971-72-73
Tillitz, Eddie 2000-01-02
Torgler, Marty 1967
Toth, Powell 1955
Townsend, David 1957
Townsend, S. 1888
Trainor, Chris 1986-87-88
Tramontana, Skip 1992-93-94
Trauggott, Alan 1942
Trawick, Nate 2015-16-17
Treadwell, Don 1978-79-80-81
Treadwell, Spencer 2012-13-14
Triplett, Bill 1959-60-61
Tripp, Paul 2001-02
Trostel, Scott 1993-94-95-96
Trout, Glenn 1962-63-64
Trowbridge, Norm 1974-75-76
Troxell, Tom 1953-54-55
Truesdell, Jamie 1981
Tsaloff, David 1965-66-67
Tucker, Tyler 2011-13

Letterwinners

Tuggle, John 1969
Turner, C. 1901
Turner, Cam..... 2017
Turner, L. 1901
Turner, Mark 1984-85-86
Turvy, Jimmy 2012
Turvy, Roger 1959-60
Tyler, Dan.....2002-03-04-05
Tyler, Scott 1960, 62-63
Tyson, Bryan 2002-03-04-05

U

Upshaw, Marshall 2001-02
Urich, (Doc) R. 1947-48-49-50
Utz, Jeff 1988

V

Vaccarriello, Urban 1929-30-31
Valente, Jon 1991
Valle, Ray 1955-56
Vanderburg, Howard..... 1943
Van Deusen, Tom 1970-71
Van Lancker, Robert 1966
Van Osdol, Bob 1964-65
Van Pelt, P. 1897
Varner, Chuck 1972-73-74
Vasche, Joseph 1937-38
Vaughn, Damian 1994-95-96-97
Veazie, Allen 2010-11-13
Velotta, Chris 1981-82
Vest, Brian..... 1995-96-97
Vestal, Dave 1990
Viher, John 1971-72
Vikupitz, F. 1940
Vitale, Frank 1962-63
Vlachos, J. 1934
Vlah, Walter (Dick) 1960-61
Vogel, Tyler.....2002-03-04-05
Vogele, Matt 2004-05-06
Vonderheide, J.D..... 2001-02-03
Vossler, George 1927-28-29
Vracin, Nicholas 1946-47, 49

W

Wade, Chris.....2010-11-12-13
Wade, Don 1967-68-69
Wafzig, Mike 2001-02-03-04
Wagner, Jake 1935-36-37
Wagner, Mike 1976
Wahlke, James 1956-57
Walker, Brad 1975, 77
Walker, Cheo 1995-97
Walker, Cory..... 2000
Walker, Randy 1973-74-75
Wallace, Jay..... 2002
Wallace, Lakumba 1989-90-91-92
Wallace, Robert 1952-53-54
Walls, Delvin 2002
Walsh, Terry 1985-86
Walter, Nick.....2014-15
Walters, Pete..... 2005-06-07
Wampler, Gerald 1951-52
Wamulumba, Mwanza.2010-12-13-14
Wanke, Bill 1988
Ward, Al..... 1950
Ward, Cornelius..... 2008-09-10
Warden, Wayne 1964-65-66
Ware, Greg 1965, 67
Warth, Paul 1976-77-78
Washington, Damon 2014
Washington, Nod.....1996-97
Watson, Elijah..... 2017
Watson, John 1958-59
Watson, Ken 1971-72
Watson, Mike 1974-75-76
Watters, Paul 1960-61
Wauford, Jon 1988-89-90-91
Wearsch, Greg 1987
Weaver, John 1946-47-48
Weaver, R. 1933
Webb, Dana 1942
Weber, Ed 1944-45-46-47
Wedge, Jerrell 2008-09-10-11
Weiner, Dave 1987
Welch, Alex 2014
Welch, Dan 1974
Wells, Jim 1964
Wells, Jonathan 2009
Wenzlau, Charles 1952-53
Wenecke, Dale 1969-70-71
Wertz, Willis 1930
Westbrook, Jamire.....2012-13
Wezensky, Noah
Whetzel, Tim 1976-77-78
Whitaker, Mark 1977
White, Dustin.....2010-11-12-13
White, Sheldon 1984-85-86-87
White, Troy 1983-84-85-86
Whiteman, W. 1910-11
Whitley, Matt 1989-90-91
Whittaker, Robert 1926-27-28
Wickerham, J.R. 1960-61-62-63
Wieche, Robert 1945-46
Wiggins, Bill 1973-74-75
Wiggins, John 1971-72-73
Wiley, Evan 2012
Wilhelm, Jamie 1984-85-86
Wilhelm, Marvin 1952
Wilkinson, Ron 1976-77-78
Willging, Dan 1971-72
Williams, C. 1902-03-04
Williams, Dan 1978-79-80
Williams, Dave 1979-80-81-82
Williams, Dave 1988
Williams, Ed 1976-77-78
Williams, F. 1905
Williams, Harold 1956-57-58
Williams, Jerry 1936-37-38
Williams, Johnnie 1992-93-94-95
Williams, Joseph "JoJo".2009-10-11-12
Williams, Josh.....2003-04-05-06
Williams, Kevin.....1998-99
Williams, Lloyd 1951-52
Williams, Myron 1962-63
Williams, Nate 2008-09-10
Williams, Ralph 1982-83
Williams, Robert 1970-71-72
Williams III, Robert 2012-13
Williams, Roger 1959
Williams, Rokeem 2013-14-15-16
Williams, Shean 1989-90-91-92
Williams, Steve 1971-72
Williams, Tim 1971-72-73
Williams, TJ.....2013-14-15-16
Williams, Wes.....2010-11-12-13
Willis, Lydell 1989
Wilson, David 1991-92-93-94
Wilson, Gordon 1924-25-26
Wilson, Mike 1987-88
Wilson, Robbie.....2005-06-07-08
Wilson, W. 1910
Wineland, Casey 1937-38-39
Winkhart, Thomas 1952
Winters, Mitchell 2012-13-14-15
Wintzer, Carl 1973-74-75-76
Wippel, Sam 1947-48-49
Wire, Robert 1918-19-20-21
Wirkowski, Nobby 1948-49-50
Witler, William 1968
Wiwo, Frank 2003-04-05-06
Wohlwender, E. 1925-26-27
Wojcik, Dave 1988-89-90
Wolf, Joe 1978-79
Wolf, Richard 1919-20-21
Wood, Lo..... 2014
Wood, J. 1901-02-03
Woods, Dustin.....2006-07-08-09
Woods, Tracy .....f
Woods, Wilbur 1923
Woodworth, Eugene 1941
Woolfolk, LaMark 1994
Work, Joseph 1920-21-22
Work, M. 1913
Wright, C. 1925-26
Wright, Carl A. 1921
Wright, Dontae.....2003-04-05-06
Wright, J. 1892
Wright, Robert..... 1921
Wuest, John 1936-37
Wurzelbacher, Jake.....2011-12
Wysocki, Ed 1938-39-40

Y

Yarger, Jack 1944
Yavasile, Jacob.....1999-00
Yeager, Mike 1997-98-99
Yeoman, Cory 1981, 83
Yoho, Mack 1955-56-57
Young, Bob 1975-76-77
Young, Buddy 1965
Young, Kenny..... 2015-16-17
Young, Ray 1964-65
Young, Robert 1968-69
Yuricich, Matthew 1946

Z

Zachary, John 1951-52
Zehnder, Darryl 1989
Zengler, Paul 1944
Zenisek, Roger 1958
Ziegman, Kevin 1982-83-84
Ziehler, Scott 1976
Zielinski, Alexx..... 2016
Zimmerman, W.P. 1914-15-16
Zink, John 1960-61
Zook, Ron 1973-74-75
Zulandt, David..... 2012
Zupancic, John 1978-79-80-81
Zurbrugg, Ralph 1951-52-53
Zwayer, Tom 1975-76-77
Zych, Lester 1944-45, 47

Retired Numbers

JOHN PONT #42



Jersey No. 42, worn by halfback John Pont through three varsity football campaigns, was retired by the Athletic Advisory Council following his senior season in 1951. Pont thus became the first athlete in Miami history to have his jersey retired.

Pont was destined for stardom from the first time he handled the ball in college competition. In the 1949 opener against Wichita, Pont returned the opening kickoff 98 yards for a touchdown, helping Miami to a 23-6 victory. Over the next three seasons, Pont became the top ground-gainer in school history, amassing 2,457 rushing yards and 4,184 yards of total offense. He averaged an astounding 9.5 yards each time he handled the ball, including 6.9 yards per rush. A three-time first-team all-MAC and all-Ohio selection, he received honorable mention all-America honors twice.

Pont led the MAC and was the leading sophomore rusher in the nation in 1949, registering 977 yards. He also led the league in scoring as a sophomore, tallying 54 points. Pont led the MAC in rushing again as a senior, totaling 883 yards, and paced Miami with 66 points.

Pont, who still ranks No. 7 in career rushing yards at Miami, served as an assistant coach at Miami from 1953-55 and as head coach from 1956-62. He was later head coach at Yale (1963-64), Indiana (1965-72), Northwestern (1973-77) and Mount St. Joseph (1990-92). He was named National Coach of the Year in 1967 after leading Indiana to a Big Ten co-championship and a Rose Bowl berth.

Pont is a charter member of the Miami Athletic Hall of Fame and is also a member of the MAC Hall of Fame.

He passed away on July 1, 2008.

Pont's Career Totals

Year	Rush	Yds.	Avg.	TD	Rec.	Yds.	Avg.	TD
1949	128	977	7.6	7	7	133	19.0	2
1950	96	597	6.2	7	6	88	14.7	1
1951	131	883	6.7	10	19	247	13.0	1
Totals	**355**	**2,457**	**6.9**	**24**	**32**	**468**	**14.6**	**4**

BOB HITCHENS #40



Jersey No. 40 was retired in 1973 to mark the accomplishments of tailback Bob Hitchens, who concluded his career as the most prolific runner in Miami history. At the end of his three-year tenure (1971-73), Hitchens owned Miami's season and career records for points, rushing touchdowns, rushing attempts and rushing yards.

Hitchens, who was the first player in Miami history to lead the team in rushing three consecutive years, received first-team all-MAC accolades his sophomore and junior seasons and was a second-team all-league selection as a senior. He helped lead Miami to a 25-6 record, including an 11-0 mark his senior year, when MU notched a MAC championship and a Tangerine Bowl victory over Florida.

Hitchens' junior year was a banner one, as he established school records for points (90), rushing touchdowns (15), rushing attempts (326) and rushing yards (1,370). He led the MAC in scoring and rushing, was a four-time MAC Player of the Week and topped the 100-yard rushing mark seven times, including a career-best 218 yards in Miami's win at South Carolina. For his accomplishments, he was honored as team MVP, MAC Offensive Player of the Year, Miami Athlete of the Year and a third-team Associated Press All-American.

Following his playing career, Hitchens was an assistant coach at Carnegie Mellon University and later served as an assistant at Miami from 1980-87.

Hitchens, who still holds the school record for carries in a game (45), was inducted into the Miami Athletic Hall of Fame in 1980.

Hitchens' Career Totals

Year	Rush	Yds.	Avg.	TD	Pts.
1971	271	1,157	4.3	13	78
1972	326	1,370	4.2	15	90
1973	176	591	3.4	6	36
Totals	**773**	**3,118**	**4.0**	**34**	**204**

Retired Numbers

BEN ROETHLISBERGER #7

Joining Red and White gridiron luminaries John Pont and Bob Hitchens, Ben Roethlisberger took his place in Miami Football history when his jersey No. 7 was retired on October,13, 2007, becoming just the third in program history to have his number retired. Roethlisberger ended his three-year playing tenure (2001-03) as the most prolific passer in program history.

Roethlisberger owns every major Miami single-game, single-season and career passing mark, while topping Mid-American Conference charts in most completions in a season, and passing yards in a season. He also is the NCAA record holder for most games in a season gaining 200 or more yards passing (14 in 2003) and consecutive games in a season with at least 200 yards passing (14 in 2003).

Roethlisberger helped orchestrate one of the most impressive seasons in Miami history as the 2003 RedHawks compiled 13 consecutive victories, a Mid-American Conference Championship, a GMAC Bowl victory and a No. 10 final ranking in the national polls.

He captured third-team All-America honors from the Associated Press during his record-breaking junior campaign and became just the third Miami player to garner the Vern Smith Award as the Mid-American Conference Most Valuable Player.

After forgoing his final year of collegiate eligibility and entering the NFL draft as a junior, Roethlisberger was selected with the 11th overall pick by the Pittsburgh Steelers, the highest draft position of any Miami player in program history.

During his Miami career, he also was named the 2001 MAC Freshman of the Year, earned All-MAC honors all three seasons and was selected to the 2001 All-Freshman Team by the Football Writers Association and the *Sporting News*. Roethlisberger was twice named Miami's Male Co-Athlete of the Year, earning the honor in 2001-02 and 2003-04. He also was named the RedHawks' team MVP all three seasons.

Roethlisberger's Career Totals

Year	Cmp.	Att.	Pct.	Yds.	TD-Pass	TD-Rush	Pts.
2001	241	381	.633	3,105	25	3	168
2002	271	428	.633	3,238	22	1	138
2003	342	495	.691	4,486	37	3	240
Totals	**854**	**1,304**	**.655**	**10,829**	**84**	**7**	**546**

Travis Prentice #41

Travis Prentice (1996-99), will become the fourth RedHawk to have his football jersey retired on Sept. 6, 2014.

At the completion of his Miami career, the Louisville, Ky., native owned 35 career and single season Miami records. Prentice would rank first in rushing yards (5,596), rushing attempts (1,138), scoring (468), touchdowns (78) and all-purpose yards (6,118) to go along with many other Miami records. Still to this day, his 5,596 rushing yards rank sixth all-time in NCAA history, behind Ron Dayne (6,397), Ricky Williams (6,279), Tony Dorsett (6,082), DeAngelo Williams (6,026) and Charles White (5,598).

"Touchdown Travis" was a three-time first-team All-MAC performer that played in 44 career games (33 starts), finishing with 73 rushing touchdowns, second-most in NCAA history behind Monte Balls' 77. Despite his 1,138 rushing attempts, the three-time Doak Walker semifinalist lost just two fumbles in his RedHawk career. From Nov. 2, 1996 to Oct. 9, 1999, Prentice recorded 862 consecutive rushing attempts without losing a fumble, which still stands as an NCAA record today.

Prentice's individual accolades helped produce Miami victories on the field. In his four years with the Red and White, Miami would record 31 wins and just 13 losses and would finish no worse than second in the MAC East in that four year span. Miami was 14-1 during Prentice's career when he surpassed 150 yards on the ground and went 24-4 in games that saw him top the 100-yard plateau. He would finish his career with 28 100-yard games.

Other career highlights for the tailback included 35 games with a touchdown, 25 games with at least two touchdowns and went over 1,500 rushing yards in three consecutive seasons. All three were NCAA records back in 1999.

Prentice's Career Totals

Year	Rush	Yds.	Avg.	TD	Pts.
1996	123	601	4.9	12	72
1997	296	1549	5.2	25	175
1998	365	1787	4.9	19	133
1999	354	1659	4.7	17	119
Total	**1138**	**5596**	**4.9**	**73**	**511**

All-Americans

Zac Murphy P 2013
SB Nation (2nd team), SI.com (honorable mention)

Nick Harwell WR 2011
Sports Illustrated (Honorable Mention)

Martin Nance WR 2005
Sports Illustrated (3rd team)

Ben Roethlisberger QB 2003
AP (3rd team)

Ben Roethlisberger QB 2001
FWAA (1st team-Fr.), Sporting News (3rd team-Fr.)

Matt Pusateri DB 2001
Sporting News (3rd team-Fr.)

Terrell Jones LB 2000
Sporting News (3rd team-Fr.)

Travis Prentice RB 1999
Sporting News (2nd team), AP (3rd team), Football News (3rd team), Sports Network (1st team), Sports Weekly Journal (2nd team)

Dustin Cohen LB 1998
Football News (3rd team)

JoJuan Armour LB 1998
AP (3rd team)

Kent McCullough P 1997
Sporting News (1st team-Fr.)

Deland McCullough RB 1992
Football News (1st team-Fr.)

Gary Layton P 1992
Football News (3rd team-Fr.)

Curt McMillan LB 1992
Gannett (1st team), UPI (2nd team), Football News (2nd team), AP (3rd team)

Gary Gussman K 1987
AP (2nd team), Football News (3rd team)

Brian Pillman MG 1983
AP (2nd team)

Kirk Springs DB 1979
AP (Honorable Mention)

Doug Lantz C 1979
AP (Honorable Mention)

Greg Sullivan DE 1978
AP (Honorable Mention)

Greg Sullivan DE 1977
AP (Honorable Mention)

Brad Cousino MG 1974
FWAA (1st team), AP (2nd team), UPI (3rd team)

Doug Krause MG 1971
AP (2nd team)

Dick Adams DB 1970
AP (2nd team)

Bob Babich LB 1968
AFCA (1st team), Playboy (1st team), Sporting News (1st team), Time (1st team)

Paul Dietzel C 1947
AFCA (1st team)

CoSIDA Academic All-America

1973 Andy Pederzolli ..... First Team
1984 Steve Daily ..... Second Team
2000 Brian Potter ..... First Team
Eddie Tillitz ..... Second Team



• BOB BABICH •
1968 AFCA
First-Team All-American



• CURT MCMILLAN •
1992 Associated Press
Third-Team All-American



• BRAD COUSINO •
1974 Associated Press
Second-Team All-American

• TRAVIS PRENTICE •
1999 Associated Press
Third-Team All-American



• BRIAN PILLMAN •
1983 Associated Press
Second-Team All-American

• BEN ROETHLISBERGER •
2003 Associated Press
Third-Team All-American

Mid-American Conference Awards

MAC PLAYERS OF THE YEAR

1966	Bruce Matte (Back)
1968	Bob Babich (Lineman)
1970	Dick Adams (Def.)*
1972	Bob Hitchens (Off.)
1973	Brad Cousino (Def.)
1974	Brad Cousino (Def.)
1977	Jack Glowik (Def.)
1980	Kent McCormick (Def.)*
1981	John Zupancic (Def.)
1983	Brian Pillman (Def.)
1986	Terry Morris (Off.)#
1991	Curt McMillan (Def.)
1992	Curt McMillan (Def.)
1995	Johnnie Williams (Def.)
1997	JoJuan Armour (Def.)
1998	Travis Prentice (Off.)#
	JoJuan Armour (Def.)
1999	Dustin Cohen (Def.)
2003	B. Roethlisberger (Off.)#
2004	Ryne Robinson (Spec.)
2007	Clayton Mullins (Def.)
2014	Quinten Rollins (Def.)

* co-player of year at position
# MAC MVP

MAC COACH OF THE YEAR

1965	Bo Schembechler
1973	Bill Mallory
1974	Dick Crum
2003	Terry Hoeppner
2010	Michael Haywood

MAC FRESHMAN OF THE YEAR

1992	Deland McCullough
2001	Ben Roethlisberger

Vern Smith Award Winners (MAC MVP)



TERRY MORRIS • QB

TRAVIS PRENTICE • RB

BEN ROETHLISBERGER • QB

Three-Time First-Team All-MAC Picks


John Pont


Ernie Kellerman


Tom Jones


Gary Arthur

Ron Carpenter


Dee Osborne


Mike Bird


Travis Prentice


Doc Urich


Greg Sullivan

Dayonne Nunley

Mid-American Conference Awards

FIRST-TEAM ALL-MAC

1947 Paul Dietzel, C
Bill Hoover, E
Mel Olix, QB
Ara Parseghian, HB
John Weaver, T
1948 Mel Olix, QB
Paul Shoults, HB
John Weaver, T
Doc Urich, E
1949 Jack Bickel, HB
Ernie Plank, T
John Pont, HB
Doc Urich, E
1950 Jim Bailey, FB
Dale Doland, G
Don Green, T
John Pont, HB
Doc Urich, E
1951 Jim Bailey, E
Jay Fry, G
Don Green, T
John Pont, HB
Cleve Rush, E
1952 Tom Jones, T
John McVay, C
Tom Pagna, HB
Al Sanders, G
Lloyd Williams, G
1953 Tom Jones, T
Tom Pagna, HB
Ralph Zurbrugg, G
1954 Mel Baker, E
Dick Hunter, QB
Tom Jones, T
Stan Jones, G
Bob Wallace, HB
1955 Pres Bliss, E
Tirrel Burton, HB
Tom Dimitroff, QB
Russ Giganti, G
Dick Mattern, C
Roger Siesel, T
1956 Tom Dimitroff, QB
Bill Mallory, E
Dean Porter, FB
Dave Thelen, HB
1957 Pat Orloff, G
Dave Thelen, FB
Jim Wahike, C
Mack Yoho, E
1958 Gary Cobb, C
Ed Hill, G
Ron Kacic, T
Harold Williams, HB
1959 Gary Cobb, G
Jerry Nowell, E
1960 John Moore, HB
1961 Tom Nomina, T
Bill Triplett, FB
1962 Bob Jencks, E
Ernie Kellermann, QB
Tom Nomina, T
Scott Tyler, HB
1963 Ernie Kellermann, QB
Tom Longsworth, FB
Dave Mallory, G
1964 Ernie Kellermann, QB
1965 Jim Bright, LB
Gary Durchik, E
John Erisman, E
Bruce Matte, QB
Al Moore, HB
Ed Philpott, T
Tom Stillwagon, C
1966 John Erisman, E
Joe Kozar, FB
Bruce Matte, QB
Ed Philpott, DT
John Shafer, T
Bob Smith, DB
Dave Tsaloff, G
1967 Gary Arthur, TE
Bob Babich, LB
Paul Krasula, C
Al Moore, HB
Bob Smith, S
Dave Tsaloff, G
1968 Gary Arthur, TE
Bob Babich, LB
Dick Boron, DB
Dave Hutchins, OT
Errol Kahoun, DT
Merv Nugent, DE
Bob Rieber, LB
Larry Thompson, OG
1969 Dick Adams, DB
Gary Arthur, TE
Dave Hutchins, OT
Larry Thompson, OG
1970 Dick Adams, DB
Dick Dougherty, DT
Tim Fortney, TB
Mike Palija, SE
Marc Smith, LB
1971 Bob Hitchens, TB
Doug Krause, MG
Tim Raybuck, DB
Marc Smith, LB
1972 Bob Hitchens, TB
Steve Kovacs, DT
Dan Rebsch, DB
1973 Bill Blind, DE
Mike Biehle, OT
Brad Cousino, MG
Dan Cunningham, C
Dave Draudt, PK
Herman Jackson, DE
Mike Monos, LB
Dan Rebsch, DB
1974 Mike Biehle, OT
Brad Cousino, MG
Dave Draudt, PK
Jay Fry, DE
Pat Kief, OG
John McVay, S
Jeff Rowlands, P
Joe Spicer, DB
Chuck Varner, LB
1975 Chuck Benjamin, OT
Rob Carpenter, RB
Mel Edwards, DE
Jim Feucht, DT
Sherman Smith, RB
Ricky Taylor, OE
Ron Zook, DB
1976 Rob Carpenter, RB
Jack Glowik, MG
Greg Sullivan, DE
1977 Jack Streicher, OT
Jack Glowik, MG
Greg Sullivan, DE
1978 Mark Hunter, RB
Kirk Springs, DB
Jack Streicher, OT
Greg Sullivan, DE
1979 Dave Crowder, OG
Doug Lantz, C
Kirk Springs, DB
1980 Greg Jones, RB
Kent McCormick, LB
Don Treadwell, WR
1981 Greg Jones, RB
John Lyons, DE
Dave Pyles, OT
John Zupancic, DT
1982 Jay Peterson, RB
Brian Pillman, MG
Dave Williams, DB
1983 Brian Pillman, MG
1985 Dan Dalrymple, OT
Glen Hirschfield, TE
George Swarn, RB
1986 Dave Brown, OLB
Dan Dalrymple, OT
Andrew Marlatt, DT
Terry Morris, QB
Andy Schillinger, WB
Sheldon White, DB
1987 Gary Gussman, PK
Chuck Konrad, P
Andrew Marlatt, DT
Pete Mather, ILB
Sheldon White, DB
1988 Chuck Konrad, P
1990 Andy Billman, C
Ron Carpenter, DB
Jon Wauford, DL
1991 Ron Carpenter, DB
Curt McMillan, LB
Jon Wauford, DL
1992 Ron Carpenter, FS
Deland McCullough, TB
Curt McMillan, MLB
James Patton, TE
1993 Gary Layton, P
David Thomas, FS
1994 Jeff Chabot, C
Dee Osborne, OLB
Bill Atha, DL
Jason Phillips, DL
David Thomas, DB
Gary Layton, P
1995 Mike Bird, OL
Deland McCullough, TB
Kenyon Harper, ILB
Dee Osborne, OLB
Johnnie Williams, FS
1996 Mike Bird, OL
Matt Cravens, C
Jason Holmes, DL
Ty King, RB
Dee Osborne, ILB
Jamie Taylor, DB
1997 JoJuan Armour, OLB
Mike Bird, OG
Chad Brightman, DL
Paris Johnson, DB
Kent McCullough, P
Travis Prentice, RB
John Scott, PK
Jamie Taylor, DB
Damian Vaughn, TE
1998 Travis Prentice, RB
JoJuan Armour, OLB
Dustin Cohen, OLB
Jay Baker, DB
1999 Travis Prentice, RB
Dustin Cohen, OLB
Andy Aracri, DL
2001 Paul Thaler, OL
Matt Robillard, LB
Terrell Jones, LB
2002 Matt Robillard, LB
Jared Parseghian, PK
2003 Jacob Bell, OL
Ben Roethlisberger, QB
Phil Smith, DL
Terrell Jones, ILB
2004 Marcus Johnson, DE
Terna Nande, OLB
2005 Nate Bunce, OL
John Busing, OLB
Darrell Hunter, CB
Marcus Johnson, DE
Martin Nance, WR
2006 Joey Card, S
Ryne Robinson, WR
2007 Clayton Mullins, OLB
2008 Clayton Mullins, OLB
Joey Hudson, MLB
Jake Richardson, P
Nate Parseghian, PK
2010 Trevor Cook, PK
2011 Nick Harwell, WR
Dayonne Nunley, CB
2012 Dayonne Nunley, CB
2013 Dayonne Nunley, CB
Zac Murphy, P
2014 Quinten Rollins, DB
2016 Heath Harding, DB
2017 James Gardner, WR

Mid-American Conference Awards

SECOND-TEAM ALL-MAC

1948 Bill McCormick, T
Hal Paul, E
Ernie Plank, T
Sam Wippel, FB
1949 Bill McCormick, T
Mel Olix, QB
Joe Quattrone, G
1950 Jerry Beckrest, HB
Jake Ellison, C
Tom Pequignot, E
1953 Jay Ansel, E
1954 Bob Bronston, FB
Dick Mattern, C
Ed Merchant, HB
Roger Siesel, T
1955 Bill Mallory, E
1956 Ron Pawlowski, C
Don Smith, T
1957 Ed Hill, T
Harold Williams, HB
1958 John Drew, G
1959 Dave Girbert, HB
Gary Huber, C
1960 Joe Galat, G
Bill Triplett, FB
1961 Bob Jencks, E
1966 Al Moore, HB
Wayne Warden, LB
1967 Dick Boron, DB
Dave Hutchins, OT
Ken Root, DT
Jim Shaw, HB
1968 Larry Draper, MG
Bob Glover, HB
Kent Thompson, QB
1969 Cleve Dickerson, FB
Larry Draper, MG
Jeff Lieberman, S
Merv Nugent, DE
Don Wade, FB
1970 Jerry Angelo, DT
Mike Flaig, OT
Doug Krause, MG
Al Maghes, DE
Mike Poff, C
1971 Steve Kovacs, DT
Paul Mollmann, OT
Mike Poff, C
Bob Williams, LB
1972 Mike Biehle, OT
Denny Costello, DB
Paul Mollmann, OG
Mike Monos, LB
Mike Poff, C
John Saccomen, DT
John Viher, FL
Dan Willging, OT
1973 Bob Hitchens, TB
Pat Kief, OG
Jerald Tillman, DB
Chuck Varner, FB
John Wiggins, FL
1974 Rob Carpenter, FB
Jeff Kelly, DT
Jack Shulte, WR
Randy Walker, TB
1975 Mike Felton, OG
Mark Hatgas, LB
Jeff Kelly, MG
1976 Randy Gunlock, C
Jeff Rowlands, P
1977 Mike Rosenberger, DT
1979 John McCafferty, MG
John Zupancic, DE
1980 John McCafferty, MG
1981 Steve Bumpass, P
Mike Kiebach, PK
Mark Mather, C
Bill Newman, OG
Dave Williams, DB
1982 Dave Pyles, OT
1983 Jay Peterson, RB
1984 Tim Colleran, ILB
George Swarn, TB
1985 Gary Gussman, PK
Andrew Marlatt, DL
Terry Morris, QB
1986 Gary Gussman, PK
Shawn Reilley, C
George Swarn, TB
1987 Shawn Reilley, C
Todd Snyder, DB
1989 Scott Barnett, DB
Aaron Kromer, OT
Jon Wauford, DL
1990 Scott Frazier, DL
1991 John Healy, OT
1992 Jeff Chabot, OT
Gary Layton, P
Mark Staten, DT
1993 Chris Allen, DT
Nick Frantz, C
Chad Seitz, PK
1994 Deland McCullough, TB
Johnnie Williams, ILB
1995 Tremayne Banks, WR
Matt Cravens, C
Gene Guidry, OG
Jason Holmes, DE
Jamie Taylor, DB
1996 Tremayne Banks, WR
John Scott, PK
JoJuan Armour, OLB
1997 Dustin Cohen, ILB
1998 John Scott, PK
Drew Purcell, ILB
1999 Trevor Gaylor, WR
2000 Sly Johnson, WR
Alex Sulfsted, OL
2001 Ben Roethlisberger, QB
2002 Ben Roethlisberger, QB
Luke Clemens, RB
2003 Todd Londot, C
Ben Herrell, OL
Matt Brandt, TE
Martin Nance, WR
Terna Nande, OLB
2004 Todd Londot, C
Matt Pusateri, S
Alphonso Hodge, CB
Darrell Hunter, CB
2005 Joey Card, S
Mark Kracium, OL
Todd Londot, C
Brandon Murphy, RB
Ryne Robinson, WR
Todd Soderquist, PK
2006 Joey Hudson, LB
2007 Joey Hudson, LB
2009 Brandon Brooks, OL
2010 Brandon Brooks, OL
Austin Brown, DL
Zac Dysert, QB
Nick Harwell, WR
Armand Robinson, WR
2011 Brandon Brooks, OL
2012 Nick Harwell, WR
2013 Wes Williams, DE
Kent Kern, LB
2014 David Frazier, WR
2015 Bryson Albright, DL
2016 Collin Buchanan, OL
JT Jones, DL

THIRD-TEAM ALL-MAC

2007 Dave DiFranco, OL
Joe Coniglio, DL
Jake Richardson, P
2008 Joe Coniglio, DL
Robbie Wilson, DB
Eugene Harris, PR
2009 Anthony Kokal, DB
Armand Robinson, WR
2010 Bob Gulley, OL
Zac Murphy, P
2011 Austin Brown
Ryan Kennedy
Jerrell Wedge
2012 Zac Dysert, QB
Andy Cruse, WR
2014 Andrew Hendrix, QB
Zach Lewis, OL
Fred McRae, RET
2015 JT Jones, DL
2016 James Gardner, WR
DeAndre Montgomery, DB
Junior McMullen, LB
Maurice Thomas, RET
2017 Heath Harding, DB
Jordan Rigg, OL
Ikeem Allen, DL

HONORABLE MENTION ALL-MAC

1980 Kaiser Holman, RB
1981 Rick Neal, DB
Jay Peterson, RB
Ken Smith, OT
1983 Tom Murphy
1984 Steve Dailey, DT
Gary Gussman, PK
Bob Smith, OT
Randy Sullivan, C
1985 Dave Brown, OLB
Troy White, DB
1986 Tom Graham, RB
1987 Mike Bates, QB
1989 Jerry Prochko, ILB
1990 Terry Carter, RB
Curt McMillan, ILB
Rob Reedy, OT
Milt Stegall, WR
1991 John Cannon, OG
Kevin Ellerbe, RB
Barry Renfro, OLB
Shean Williams, DB
1992 Chris Brenner, OG
1995 Ernest Perry, DB
1999 Versellias Hammond, DB
2000 Kent McCullough, P
2004 John Busing, OLB
Luke Clemens, RB

ACADEMIC ALL-MAC

1965 Jim Bright
Frank Dwyer
Jim Goodfellow
Bruce Matte
Wayne Warden
1967 Dan Gerhardt
Joe Minotti
1968 Jay Bennett
Jeff Lieberman
1969 Jay Bennett
Jeff Lieberman
1970 Jay Bennett
Dale Wernecke
1971 Dale Wernecke
1972 Dave Cripe
Jay Fry
Joe Gardner
Andy Pederzolli
1973 Jay Fry
Joe Gardner
Andy Pederzolli
1974 Jay Fry
Chuck Miller
1976 Drew Nieman
Randy Gunlock
1978 Matt Mazur
1979 Gerry Glowik
Matt Mazur
1980 John Zupancic
1981 B.J. Kelley
1982 Sean O'Toole
1983 Doug Geyer
1984 Steve Dailey
1986 Jim Harnett
Mike Warhofer
1987 Jim Harnett
Pete Mather
1988 Jim Harnett
1989 Bart Letcavits
Cory Reed
1990 Dennis Penderghast
1991 Jim Clement
Tom Poynton
Jon Valente
1992 Jim Clement
Tom Poynton
1993 Jim Clement
1996 Jason Cheney
1997 Josh Lubin
1998 Chris Huelsman
Bryan McCullough
Josh Lubin
2002 Eddie Tillitz
2003 Steve Burke
Ryan Busing
John Glavin
2004 Josh Betts
John Glavin
2005 Josh Betts
John Glavin
David Hutzelman
2007 Pat LaMonica
2008 Joey Hudson
2009 Anthony Kokal
Seth Philip
2010 Pat Hinkel
2011 Anthony Kokal
Mason Krysinski
2012 Mason Krysinski
2013 Kent Kern
Austin Boucher
Mason Krysinski
Wes Williams
2014 Ryan Callen
Rany Heideman
Kent Kern
Christian Koch
Jimmy Rousher
2015 Randy Heideman
Zach Hovey
Kent Kern
Christian Koch
Bryce Lehwald
Matt Merimee
Buchi Okafor
2016 Pasquale Calcagno
Evan Crabtree
Nick Dowd
Brad Earnest
Randy Heideman
Luke Mayock
Sam McCollum
Ryan Mullen
Mitch Palmer
Zach Swarts
Nate Trawick
Alexx Zielinski
2017 Kobe Burse
Sam Connolly
Evan Crabtree
Brad Earnest
Randy Heideman
Ryan Mullen
Mitch Palmer
Zach Swartz

** There was no Academic All-MAC team from 1999-01, when the league briefly adopted an honor roll system.*

Miami Awards

MOST VALUABLE PLAYER

1960 John Moore
1961 Bill Triplett
1962 Bob Jencks
Tom Nomina
1963 Ernie Kellermann
Dave Mallory
1964 Ernie Kellermann
1965 Jim Bright
1966 Bruce Matte
1967 Bob Babich
1968 Bob Babich
1969 Dick Adams
1970 Dick Adams
1971 Doug Krause
1972 Bob Hitchens
1973 Mike Monos
1974 Brad Cousino
1975 Randy Walker
1976 Ron Carpenter
1977 Larry Fortner (Off.)
Jack Glowik (Def.)
1978 Mark Hunter (Off.)
Greg Sullivan (Def.)
1979 Dave Crowder (Off.)
Kent McCormick (Def.)
1980 Greg Jones (Off.)
Kent McCormick (Def.)
1981 Greg Jones (Off.)
John Zupancic (Def.)
1982 Mark Mather (Off.)
Brian Pillman (Def.)
1983 Jay Peterson (Off.)
Brian Pillman (Def.)
1984 George Swarn (Off.)
Tim Colleran (Def.)
1985 George Swarn (Off.)
Steve Fitzhugh (Def.)
1986 Terry Morris (Off.)
Dave Brown (Def.)
1987 Gary Gussman (Off.)
Todd Snyder (Def.)
1988 Chris Alexander (Off.)
Dave Iafolla (Def.)
Bob Getz (Def.)
1989 Milt Stegall (Off.)
Jon Wauford (Def.)
1990 Jon Wauford
1991 Curt McMillan
1992 Curt McMillan
1993 Chris Allen
1994 Jason Phillips
1995 Deland McCullough
Johnnie Williams
1996 Tremayne Banks
1997 Sam Ricketts
1998 Travis Prentice
1999 Travis Prentice
Dustin Cohen
2000 Mike Bath
Brandon Godsey
2001 Ben Roethlisberger
2002 Ben Roethlisberger
2003 Ben Roethlisberger
2004 Michael Larkin
2005 Martin Nance
2006 Ryne Robinson
Joey Hudson (Def.)
2007 Clayton Mullins
2008 Jake Richardson
2009 Not awarded
2010 Armand Robinson (Off.)
Evan Harris (Def.)
2011 Zac Dysert (Off.)
Ryan Kennedy (Def.)
2012 Zac Dysert (Off.)
Chris Wade (Def.)
2014 Andrew Hendrix (Off.)
Quinten Rollins (Def.)
2017 Kenny Young
James Gardner

VERN SMITH AWARD NOMINEES

1982 Brian Pillman
1983 Brian Pillman
1984 Steve Dailey
1985 George Swarn
1986 Terry Morris #
1987 Gary Gussman
1988 David Iafolla
1989 Jerry Prochko
1990 Jon Wauford
1991 Curt McMillan
1992 Curt McMillan
1993 Chris Allen
1994 Jeff Chabot
1995 Deland McCullough
1996 Tremayne Banks
1997 JoJuan Armour
1998 Travis Prentice #
1999 Travis Prentice
2000 Alex Sulfsted
2001 Ben Roethlisberger
2002 Ben Roethlisberger
2003 Ben Roethlisberger #
2004 Michael Larkin
2005 Martin Nance
2006 Ryne Robinson
2007 Clayton Mullins
2008 Joey Hudson
2009 Jordan Gafford
2010 Jordan Gafford
2011 Anthony Kokal
2012 Zac Dysert
2014 Andrew Hendrix
2016 Heath Harding
2017 James Gardner
 # Vern Smith Award recipient as MAC MVP

JOHN BAUMES AWARD

Presented to a freshman on the basis of leadership, sportsmanship, scholarship and football ability.

1960 Allan Fisher
1961 Hugh Darley
1962 Paul Schudel
1963 Ed Philpott
1964 Ron Bash
1965 Bob Babich
1966 Gary Arthur
1967 Mike Flaig
1968 Steve Jeffers
1969 Bob Williams
1970 Tim Williams
1971 Jack Schulte
1972 Randy Walker
1973 Mike Wagner
1974 Pat McDermott
1975 Jeff Feicht
1976 Mark Hunter
Doug Noxsel
1977 Kent McCormick
1978 Paul Drennan
1979 Keith Dummitt
1980 Gary Nagel
1981 Steve Fitzhugh
1982 Tom Graham
1983 Dan Dalrymple
1984 Gary Gussman
1985 Chris Trainor
1986 Dave Iafolla
1987 Armando Costello
1988 Scott Frazier
1989 Lakumba Wallace
1990 Terry Carter
1991 Bill Atha
1992 Johnnie Williams
1993 Dee Osborne
1994 Marcus Stepp
1995 JoJuan Armour
1996 Mike Bath
1997 Sly Johnson
1998 Phil Hawk
1999 Scott Sagehorn
2000 Terrell Jones
2001 Matt Pusateri
2002 Todd Londot
2003 Ryne Robinson
2004 Charlie Norden
2005 Joe Coniglio
2006 Dustin Woods
2007 Eugene Harris
2008 Brandon Brooks
2009 Not awarded
2010 Not awarded
2011 Not awarded
2012 Not awarded
2013 Not awarded
2014 Not awarded

KEITH SWAILES AWARD

Presented to a junior on the basis of enthusiasm, loyalty, football knowledge and an intense desire to win.

1979 John McCafferty
1980 John Zupancic
1981 John Lyons
1982 Jay Peterson
1983 Tim Colleran
1984 Bob Smith
1985 George Swarn
1986 Andy Marlatt
1987 John Stofa
1988 Jerry Prochko
1989 Mark Cristell
1990 Barry Renfro
1991 Shean Williams
1992 Chris Allen
1993 David Thomas
1994 Johnnie Williams
1995 Dee Osborne
1996 Jamie Taylor
1997 JoJuan Armour
1998 Dustin Cohen
1999 Mike Bath
2000 Phil Hawk
2001 Jason Branch
2002 Terrell Jones
2003 Matt Pusateri
2004 Josh Betts
2005 Joey Card
Ryne Robinson
2006 Mike Kokal
2007 Joey Hudson
2008 Andre Bratton
2009 Not awarded
2010 Not awarded
2011 Not awarded
2012 Not awarded

JOHN SCHERZ AWARD

Presented to Miami's outstanding walk-on.

1991 Gary Layton
1992 Chad Seitz
1993 Scott Trostel
1994 Jeff Cheeks
1995 Ed Marut
1996 Bryan McCullough
1997 Ty Buxton
1998 Robert Jordan
1999 Steve Orsak
2000 Luke Clemens
2001 Michael Larkin
2002 J.D. Vonderheide
2003 Adam Ciborowski
2004 Jeff Schroeder
2005 Jimmy Murray
2006 Kyle Decker
2007 Mike Rummler
2008 Seth Philip
2009 Not awarded
2010 Not awarded
2011 Not awarded
2012 Not awarded
2013 Not awarded
2014 Not awarded
2017 Bart Barati

SPECIAL TEAMS MVP

1990 Ron Carpenter
1991 Ron Carpenter
1992 Gary Layton
1993 Gary Layton
1994 Gary Layton
1995 Jeff Cheeks
1996 Jason Cheney
1998 John Scott
Chad O'Reilly
1999 Kent McCullough
2000 Kent McCullough
2001 Milt Bowen
2002 Jared Parseghian
2003 Ryne Robinson
2004 Mike Wafzig
2005 Todd Soderquist
2006 Jake Richardson
2007 Jake Richardson
2008 Nate Parseghian
2009 Not awarded
2010 Trevor Cook
2011 Zac Murphy
2012 Kaleb Patterson
2013 Not awarded
2014 Not awarded

SOARING HAWK AWARD

1991 Jon Wauford
James Patton
1992 Deland McCullough
Mark Staten
1993 Johnnie Williams
1994 Bill Atha
Bill Henderson
Deland McCullough
1995 Gene Guidry
1996 JoJuan Armour
1997 Damian Vaughn
1998 JoJuan Armour
J. Baker
1999 No award presented
2000 Sly Johnson
Joe Lyman
DeMarrio Jones
2001 Chauncey Henry
Rod Clark
2002 Matt Robillard
Matt Brandt
2003 Cal Murray
Scott Sagehorn
Will Stanley
2004 Larry Burt
Luke Clemens
Korey Kirkpatrick
2005 Nate Bunce
Steve Burke
Terna Nande
Ryan Redd
Derek Rehage
2006 Dave McClain
Joey Card
2007 Cory Jones
Austin Sykes
Jerrid Gaines
Charlie Norden
Craig Mester
2008 Jake O'Connell
Tom Crabtree
2009 Not awarded
2010 Not awarded
2011 Not awarded
2012 Not awarded
2013 Not awarded
2014 Not awarded
2017 Jordan Diamond
Grant Niemiec

VIC WALTZ AWARD

Presented to Miami's most valuable defensive lineman.

1997 Chad Brightman
1998 Andy Aracri
1999 Andy Aracri
2000 Brian Potter
2001 Bob Petrovic
2002 Ryan Terry
2003 Phil Smith
2004 John Glavin
2005 John Glavin
2006 Joe Coniglio
2007 Joe Coniglio
2008 Joe Coniglio
2009 Not awarded
2010 Not awarded
2011 Not awarded
2012 Not awarded
2013 Not awarded
2014 Bryson Albright

TRENCH WARRIOR AWARD

Presented to Miami's most valuable offensive lineman.

2002 Jacob Bell
2003 Jacob Bell

Miami Awards/Captains

2004	Todd Londot
2005	Todd Londot
2006	Steve Meister
2007	Steve Meister
2008	Dave DiFranco
2009	Not awarded
2010	Not awarded
2011	Not awarded
2012	Not awarded
2013	Not awarded
2014	Zach Lewis

STRENGTH AND CONDITIONING AWARD

2001	Julian Goodman
2002	John Glavin
2003	Terna Nande
2004	Will Rueff
2005	Todd Londot
2006	Tom Crabtree
2007	Jeff Thompson
2008	Chris Shula
2009	Not awarded
2010	Not awarded
2011	Not awarded
2012	Not awarded
2013	Not awarded
2014	Not awarded
2017	Nate Becker

BIG PLAYMAKER AWARDS

2002	Luke Clemens (Off.)
	Milt Bowen (Def.)
2003	Martin Nance (Off.)
	John Busing (Def.)
2004	Ryne Robinson (Off.)
	Marcus Johnson (Def.)
2005	Josh Betts (Off.)
	Brandon Murphy (Off.)
	Marcus Johnson (Def.)

SCOUT TEAM MVP

2010	Willie Culpepper
2011	J.J. Greenwood (Off.)
	Mitch Krotz (Def.)
2012	Austin Gearing (Off.)
	Jimmy Rousher (Def.)
2013	Not awarded
2014	Mitch Palmer)Off.)
	Alonzo Smith (Off.)
	AJ Burdine (Def.)
	Sam Connolly (Def.)
2017	Jalen Walker
	David Redding
	Sterling Weatherford

SCHOLAR-ATHLETE OF THE YEAR

2010	Seth Philip
2011	Anthony Kokal
2012	Jason Semmes
2017	Randy Heideman
	Zach Swartz

CAPTAINS

1889	William M. Chidlaw
	E. Parrett
1892	G. Eastman
1893	F. DuBois
1901	L. Turner
1904	C. Morphy
1905	F. Williams
1906	L. Rupert
1907	George Booth
1908	George Booth
	T. Rymer
1909	T. Rymer
1910	Charles McCoy
1911	James Levering
1912	Robert Taylor
	Russell Baker
1913	James Carr
1914	Fred Reed
1915	Marvin Pierce
1916	Vivian Crawford
1917	Lewis McVay
1918	George Munns
1919	Ed Sauer
1920	Red Hale
1921	Tom Munns
1922	J. Davis
1923	Virgil Perry
1924	Bill Allen
1925	Tom Sharkey
1926	Gordon Wilson
1927	Robert Oswald
1943	Bob Russell (Hon.)
1944	George Fuchs
1945	Ned Shiflett
1946	Paul Dietzel
1947	Bill Hoover
1948	Paul Shoults
1949	Ernie Plank
1950	Richard (Doc) Urich
1951	Donald Green
1952	John McVay
1953	Tom Pagna
1954	Bob Bronston
1955	Dick Mattern
1956	Bill Mallory
	Tom Dimitroff
1957	Mack Yoho
1958	John Drew
1959	James Daniels
	Dave Girbert
1960	Dave Kaiser
	C. Edward Keating
	Napoleon Reid
	Roger Turvy
1961	Joe Galat
	Bill Triplett
1962	Gerry Myers
	Tom Nomina
1963	Dave Mallory
	Tom Longsworth
1964	Mike Cohen
	Ernie Kellermann
	Bill Williams
1965	Jim Bright
	Don Peddie
	Paul Schudel
1966	Joe Kozar
	Ed Philpott
	Bruce Matte
1967	Jim Shaw
	Bob Smith
	Bob Thomas
	David Tsaloff
1968	Bob Babich
1969	Kent Thompson
	Merv Nugent
1970	Dick Adams
	Jim Bengala
1971	Dick Dougherty
	Doug Krause
	Marc Smith
1972	Mike Poff
	Bob Williams
1973	Bob Hitchens
	Mike Monos
1974	Chuck Varner
1975	Sherman Smith
	Ron Zook
1976	Randy Gunlock
	Dave Hatgas
1977	Jack Glowik
	Steve Joecken
	Pat McDermott
1978	Larry Fortner
	Pat McDermott
1979	Mark Hunter
	Kirk Springs
1980	Chuck Hauck
	Kaiser Holman
	Kent McCormick
1981	Paul Drennan
	Don Treadwell
	John Zupancic
1982	John Lyons
	Mark Mather
1983	Mark Lucas
	Jay Peterson
	Brian Pillman
1984	Eric Bauer
	Steve Dailey
1985	Steve Fitzhugh
	Glen Hirschfield
1986	Dave Brown
	Dan Dalrymple
	George Swarn
1987	Shawn Reilley
	Todd Snyder
1988	Bob Getz
	Aaron Kromer
1989	Aaron Kromer
	Jerry Prochko
1990	Andy Billman
	Bennie Caldwell
1991	Scott Frazier
	John Healy
	Barry Renfro
	Milt Stegall
1992	Ron Carpenter
	Mike Kreeger
	Curt McMillan
	James Patton
1993	Cipriano Beredo
	Robert Blanton
1994	Jeff Chabot
	Jason Phillips
1995	Neil Dougherty
	Eric Henderson
	Johnnie Williams
1996	Tremayne Banks
	Eric Beverly
	Dee Osborne
1997	Mike Bird
	Chad Brightman
	Jeff Cheeks
	Sam Ricketts
1998	JoJuan Armour
	J. Baker
1999	Travis Prentice
	Dustin Cohen
2000	Mike Bath
	Andy Aracri
2001	Gino DiGiandomenico
	Paul Thaler
2002	Milt Bowen
	Matt Edwards
	Justin Smith
	Jason Branch
2003	Frank Smith
	Terrell Jones
2004	Alphonso Hodge
	Michael Larkin
	Matt Pusateri
	Dave Rehker
2005	John Busing
	John Glavin
	Todd Londot
	Martin Nance
2006	Joey Card
	Ryne Robinson
2007	Mike Kokal
	Brandon Murphy
	Joey Hudson
	Steve Meister
2008	Joey Hudson
	Dave DiFranco
	Robbie Wilson
2009	Jordan Gafford
	Dustin Woods
2010	Austin Brown
	Zac Dysert
	Jordan Gafford
	Bob Gulley
2011	Zac Dysert
	Anthony Kokal
2012	Zac Dysert
	Austin Brown
	Andy Cruse
	Jaytee Swanson
2013	Austin Boucher
	Austin Brown
	Wes Williams
	Steve Marck
2014	None
2015	None
2016	None

Miami In The Pros

Following is a list of Miami players to play in the NFL or a similar league that preceded the NFL. A player must have played in at least one game with a respective team to be listed. Special thanks to DatabaseFootball.com for assistance in compiling the list.

Armour, JoJuan 1999-2002
Cincinnati Bengals

Arthur, Gary 1970-71
New York Jets

Babich, Bob 1970-78
San Diego Chargers, Cleveland Browns

Beekley, Ferris 1921
Cincinnati Celts

Bell, Jacob 2004-2011
Tennessee Titans, St. Louis Rams

Beverly, Eric 1997-2006
Detroit Lions, Atlanta Falcons

Brooks, Brandon 2012
Houston Texans

Brown, Austin 2014
Houston Texans

Brown, Dave 1987
Philadelphia Eagles

Buchanan, Steve 1929
Dayton Triangles

Busing, John 2006-2010
Cincinnati Bengals, Houston Texans, NY Giants

Carpenter, Rob 1977-85
Houston Oilers, N.Y. Giants

Carpenter, Ron 1993-99
Minnesota Vikings, Cincinnati Bengals, N.Y. Jets, St. Louis Rams

Caylor, Lowell 1964
Cleveland Browns

Chorovich, Dick 1955-60
Baltimore Colts, Los Angeles Chargers

Cohen, Dustin 1970-78
St. Louis Rams

Cousino, Brad 1975-77
Cincinnati Bengals, New York Giants, Pittsburgh Steelers

Crabtree, Tom 2009-14
Kansas City Chiefs, Green Bay Packers, Tampa Bay Buccaneers

Crawford, Ken 1920-25
Akron Pros, Cincinnati Celts, Dayton Triangles, Hammond Pros

Dimitroff, Tom 1960
Boston Patriots

Early, Guy 1920-21
Dayton Triangles, Cincinnati Celts

Emerick, Bob 1934, 1937
Detroit Lions, Cleveland Rams

Fitzhugh, Steve 1987
Denver Broncos

Ganesberg, Al 1926
Louisville Colonels

Gaylor, Trevor 2000-02
San Diego Chargers, Atlanta Falcons

Hall, Alvin 1981-85, 1987
Detroit Lions

Hauser, Earl 1920-21
Dayton Triangles, Cincinnati Celts

Hunter, Darrell 2006
Arizona Cardinals

Jencks, Bob 1963-65
Chicago Bears, Washington Redskins

Jones, Tom 1955
Cleveland Browns

Joseph, Red 1927, 1930
Dayton Triangles, Portsmouth Spartans

Joseph, Zern 1925-27
Dayton Triangles

Kellerman, Ernie 1966-73
Cleveland Browns, Cincinnati Bengals, Buffalo Bills

Lingrel, Chim 1923
Oorang Indians

Munns, George 1921
Oorang Indians

Nance, Martin 2006
Minnesota Vikings

Nande, Terna 2006
Tennessee Titans

Nomina, Tom 1963-68
Denver Broncos, Miami Dolphins

O'Connell, Jake 2009-present
Kansas City Chiefs

Orth, Henry 1921
Cincinnati Celts

Parseghian, Ara 1948-49
Cleveland Browns

Philpott, Ed 1967-71
Boston/New England Patriots

Pillman, Brian 1984
Cincinnati Bengals

Prentice, Travis 2000-01
Cleveland Browns, Minnesota Vikings

Pyles, Dave 1987
Los Angeles Raiders

Reiter, Herb 1926-27
Dayton Triangles

Ryne Robinson 2007-08
Carolina Panthers

Roethlisberger, Ben 2004-present
Pittsburgh Steelers

Root, Jim 1953, 1956
Chicago Cardinals

Rush, Clive 1953
Green Bay Packers

Sauer, Eddie 1920-26
Dayton Triangles, Canton Bulldogs, Akron Pros, Pottsville Maroons

Savatsky, Ollie 1937
Cleveland Rams

Schillinger, Andy 1988
Phoenix Cardinals

Scott, George 1959
N.Y. Giants

Shoults, Paul 1949
N.Y. Bulldogs

Shupp, Walt 1921
Cincinnati Celts

Smith, Bob 1968
Houston Oilers

Smith, Ken 1987
Cincinnati Bengals

Smith, Sherman 1976-83
San Diego Chargers, Seattle Seahawks

Springs, Kirk 1981-85
N.Y. Jets

Steele, Red 1921
Canton Bulldogs

Stegall, Milt 1992-94
Cincinnati Bengals

Sulfsted, Alex 2002
Washington Redskins

Swarn, George 1987
Cleveland Browns

Tevis, Lee 1947-48
Brooklyn Dodgers

Triplett, Bill 1962-72
St. Louis Cardinals, N.Y. Giants, Detroit Lions

Watson, Mike 1977
New Orleans Saints

Weaver, John 1949
N.Y. Bulldogs

White, Sheldon 1988-93
N.Y. Giants, Detroit Lions, Cincinnati Bengals

Wismann, Pete 1949-52
San Francisco 49ers

Wolf, Dick 1923-25, 1927
Cleveland Indians/Bulldogs/Panthers

Work, Joe 1949
Cleveland Indians/Bulldogs

Yoho, Mack 1960-63
Buffalo Bills

Miami In The NFL Draft

YEAR	RD.	PICK	PLAYER	NAME	TEAM	POSITION
2015	2	30	62	Quinten Rollins	Packers	DB
2013	7	28	234	Zac Dysert	Broncos	QB
2012	3	13	76	Brandon Brooks	Texans	OG
2009	7	28	237	Jake O'Connell	Chiefs	TE
2007	4	19	118	Ryne Robinson	Panthers	WR
2006	5	4	137	Terna Nande	Titans	LB
2005	5	11	147	Alphonso Hodge	Chiefs	CB
2004	1	11	11	Ben Roethlisberger	Steelers	QB
	5	6	138	Jacob Bell	Titans	G
2001	6	13	176	Alex Sulfsted	Chiefs	G
2000	3	1	63	Travis Prentice	Browns	RB
	4	17	111	Trevor Gaylor	Chargers	WR
1999	5	22	155	Paris Johnson	Cardinals	DB
	7	18	224	JoJuan Armour	Raiders	LB
1998	7	33	222	Damian Vaughn	Bengals	TE
1988	3	7	62	Sheldon White	Giants	DB
	10	11	260	Andy Schillinger	Cardinals	WR
1987	5	6	118	George Swarn	Cardinals	RB
1980	10	22	271	Doug Lantz	Dolphins	C
1979	12	24	327	Larry Fortner	Dolphins	QB
1977	3	15	71	Mike Watson	Dolphins	T
	3	28	84	Rob Carpenter	Oilers	RB
1976	2	30	58	Sherman Smith	Seahawks	RB
	7	10	192	Carmen Rome	Bengals	DB
	13	24	371	Randy Walker	Bengals	RB
1975	7	6	162	Mike Biehle	Oilers	T
1973	13	26	338	Joe Booker	Dolphins	RB
1971	14	5	343	Dick Adams	Oilers	DB
1970	5	20	124	Gary Arthus	Jets	TE
	10	20	254	Cleve Dickerson	Jets	RB
1969	1	18	18	Bob Babich	Chargers	LB
	15	9	373	Errol Kahoun	Broncos	G
1968	16	—	430	Bob Smith	Oilers	DB
1967	4	21	101	Ed Philpott	Patriots	DE
	7	9	168	Bruce Matte	Redskins	QB
	13	15	330	John Erisman	Rams	WR
1963	2	—	25	Bob Jencks	Bears	E
	16	—	221	Lowell Caylor	Bears	DB
1948	26	—	242	Paul Dietzel	Bears	C

Along with having eight players taken in the National Football League draft since 2004, a number of recent Miami players have made it into NFL Minicamps by signing as undrafted free agents. In all, 19 RedHawks have signed as undrafted free agents since the 2004 NFL Draft. A grand total of 16 players off Miami's 2003 team that finished the season ranked No. 10 nationally went on to sign NFL contracts.

Miami sent a record seven players from its 2005 senior class into the NFL, led by fifth-round draft choice Terna Nande. The seven total players surpassed the previous record of six established following the 2003 season. Three members of the 2005 senior class were invited to the prestigious NFL combine.

NFL FREE AGENT SIGNEES SINCE 2004

2004
Phil Smith ..... Baltimore Ravens
Matt Brandt ..... Detroit Lions
Ben Herrell ..... Carolina Panthers
Cal Murray ..... San Diego Chargers

2005
Larry Burt ..... Cleveland Browns
Matt Pusateri ..... Cleveland Browns

2006
Josh Betts ..... Indianapolis Colts
Nate Bunce ..... Chicago Bears
John Busing ..... Cincinnati Bengals
Darrell Hunter ..... Arizona Cardinals
Todd Londot ..... New York Giants
Martin Nance ..... Buffalo Bills

2008
Jerrid Gaines ..... Cincinnati Bengals

2009
Tom Crabtree ..... Kansas City Chiefs

2010
Jake Richardson ..... Cincinnati Bengals

2011
Armand Robinson ..... Pittsburgh Steelers
Brandon Stephens ..... Detroit Lions

2012
Chris Givens ..... New Orleans Saints

2013
Andy Cruse ..... Houston Texans

2014
Austin Brown ..... Houston Texans

2015
Bryson Albright ..... Buffalo Bills

2016
Collin Buchanan ..... New Orleans Saints
JT Jones ..... Atlanta Falcons
Austin Gearing ..... Kansas City Chiefs

2017
Ryan Smith ..... Green Bay Packers
Heath Harding ..... Atlanta Falcons

Other Professional Players

ARENA LEAGUE

Bath, Mike 2002
Charleston (arena2)
Carpenter, Ron 1998-2004
Detroit, New York, Georgia (AFL)
Cravens, Matt 1998
Albany (AFL)
Marlatt, Andrew 1990-92
Washington, Columbus (AFL)
Michelson, Jason 1994
Cleveland (AFL)
Raudabaugh, Daniel 2010-present
Dallas Vigilantes, Philadelphia Soul
Robinson, Armand 2012
Kansas City Command
Williams, Ralph 1992
Cincinnati (AFL)

CANADIAN FOOTBALL LEAGUE

Armour, JoJuan 2006-09
Hamilton, Calgary, British Columbia
King, Ty 1997
British Columbia
McCullough, Deland 1998-02
Winnipeg
Stegall, Milt* 1996-08
Winnipeg
Wauford, Jon 1993-95
Ottawa, Las Vegas
Trevor Gaylor 2004-07
Edmonton

**2002 CFL Outstanding Player*

NATIONAL INDOOR FOOTBALL LEAGUE

Larkin, Michael 2006-07
Cincinnati

WORLD LEAGUE/NFL EUROPE

Armour, JoJuan 2001
Barcelona
Carpenter, Ron 1995, 1997
Amsterdam, Rhine
Herrell, Ben 2005-06
Amsterdam
Murray, Cal 2005-06
Berlin
Derek Rehage 2006-07
Rhein

Individual Records

Ben Roethlisberger, who has since went on to lead the Pittsburgh Steelers to two Super Bowl victories, rewrote Miami's passing record books over a stellar three-year career.

RUSHING

Most Rushing Attempts
Game: 45 by Bob Hitchens at South Carolina, 1972;
Greg Jones at Bowling Green, 1981
Season: 365 by Travis Prentice, 1998
Career: 1,138 by Travis Prentice, 1996-99 (MAC Record)

Most Rushing Yards
Half: 224 by Travis Prentice vs. Akron, 1999 (2nd)
Game: 376 by Travis Prentice vs. Akron, 1999
Season: 1,787 by Travis Prentice, 1998
Career: 5,596 by Travis Prentice, 1996-99 (MAC Record)

Most Rushing Touchdowns
Half: 4 by Ty King vs. Kent State, 1996 (1st); Cal Murray vs.
Kent State, 2000 (1st)
Game: 4, accomplished 10 times, last by Cal Murray vs.
Kent State, 2000
Season: 25 by Travis Prentice, 1997 (MAC Record)
Career: 73 by Travis Prentice, 1996-99 (NCAA I-A Record)

Highest Rushing Average
Game: 13.7 by Jim Shaw vs. Bowling Green, 1966
Season: 8.8 by Tirrel Burton, 1955
Career: 8.3 by Tirrel Burton, 1953-55

PASSING

Most Passes Attempted
Game: 65 by Mike Bates at Toledo, 1987
Season: 495 by Ben Roethlisberger, 2003
Career: 1,672 by Zac Dysert, 2009-12

Most Passes Completed
Game: 40 by Ben Roethlisberger at Hawai'i, 2001
Season: 342 by Ben Roethlisberger, 2003 (MAC Record)
Career: 1,066 by Zac Dysert, 2009-12

Most Passing Yards
Game: 525 by Ben Roethlisberger vs. Northern Illinois, 2002
Season: 4,486 by Ben Roethlisberger, 2003 (MAC Record)
Career: 12,013 by Zac Dysert, 2009-12

Most Passing Touchdowns
Half: 5 by Sam Ricketts vs. Akron, 1995 (1st);
Zac Dysert at Akron, 2012 (1st)
Game: 6 by Zac Dysert at Akron, 2012
Season: 37 by Ben Roethlisberger, 2003
Career: 84 by Ben Roethlisberger, 2003

Most Passes Had Intercepted
Game: 5 by Mike Bates at Kent State, 1987
Season: 21 by Mike Bates, 1987
Career: 51 by Zac Dysert, 2009-12

TOTAL OFFENSE

Most Total Offense Yards
Game: 624 by Zac Dysert at Akron, 2012
Season: 4,597 by Ben Roethlisberger, 2003
Career: 12,678 by Zac Dysert, 2009-12

ALL-PURPOSE YARDS

Most All-Purpose Yards
Game: 411 by Travis Prentice vs. Akron, 1999
Season: 1,952 by George Swarn, 1985
Career: 6,118 by Travis Prentice, 1996-99 (MAC Record)

RECEIVING

Most Receptions
Game: 15 by Nick Harwell vs. Temple, 2011
Season: 97 by Nick Harwell, 2011
Career: 258 by Ryne Robinson, 2003-06

Most Receiving Yards
Game: 229 by Nick Harwell vs. Temple, 2011
Season: 1,498 by Martin Nance, 2003
Career: 3,697 by Ryne Robinson, 2003-06

Most Touchdown Receptions
Game: 4 by Andy Schillinger vs. Central Michigan, 1986; Sam Martin vs. UMass, 2014
Season: 14 by Martin Nance, 2005
Career: 32 by Michael Larkin, 2001-04

Individual Records

SCORING

Most Points
Half: 24 by Cal Murray vs. Kent State, 2000 (1st); Travis Prentice vs. Kent State, 1998 (1st); Ty King vs. Kent State, 1996 (1st)
Game: 30 by Travis Prentice vs. Kent State, 1998
Game (Pre-modern): 31 by Wilbur Cartwright vs. Ashland, 1930
Season: 150 by Travis Prentice, 1997
Career: 468 by Travis Prentice, 1996-99 (NCAA I-A Record)

Most Touchdowns
Half: 4 by Cal Murray vs. Kent State, 2000 (1st); Travis Prentice vs. Kent State, 1998 (1st); Ty King vs. Kent State, 1996 (1st)
Game: 5 by Travis Prentice vs. Kent State, 1998
Game (Pre-modern): 5 by Wilbur Cartwright vs. Ashland, 1930
Season: 25 by Travis Prentice, 1997
Career: 78 by Travis Prentice, 1996-99 (NCAA I-A Record)

Most Field Goals
Game: 5 by Gary Gussman at Central Michigan, 1987; 5 by Nathan Parseghian at Ohio, 2007.
Season: 20 by Gary Gussman, 1987
Career: 68 by Gary Gussman, 1984-87

Most Consecutive Field Goals
Season: 14 by Jared Parseghian, 2002 (MAC Record)
Career: 18 by Jared Parseghian, 2001-03 (MAC Record)

Most Extra Points
Game: 9 by Chad Seitz vs. Akron, 1995; David Graham vs. Marshall, 1971; Paul Sautter at Western Reserve, 1950
Season: 61 by Jared Parseghian, 2003
Career: 154 by Jared Parseghian, 2001-04

Most Consecutive Extra Points
Season: 53 by John Scott, 1997
Career: 112 by John Scott, 1996-98

PUNTING

Most Punts
Game: 11 by Vic Ippolito vs. Quantico Marines, 1962; Dick Adams at Toledo, 1968; Zac Murphy vs. Cincinnati, 2011; Zac Murphy at Kentucky, 2013
Season: 80 by Chris Ondrula, 1989
Career: 251 by Zac Murphy, 2010-13

Most Punting Yards
Game: 524 by Zac Murphy at Kentucky, 2013
Season: 3,682 by Zac Murphy, 2013
Career: 10,485 by Zac Murphy, 2010-13

Highest Punting Average
Game: 53.9 by Jake Richardson at Michigan, 2008
Season: 46.6 by Zac Murphy, 2013
Career: 42.8 by Jake Richardson, 2005-08

Travis Prentice, who terrorized opponents from 1996-99, scored a then-NCAA Division I-A record 78 touchdowns during his prolific career -- a record that was broken in 2012. He also owns the NCAA record for most consecutive rushes without losing a fumble (862).

PUNT AND KICKOFF RETURNS

Most Punt Returns
Game: 12 by Dick Adams vs. Dayton, 1970
Season: 55 by Dick Adams, 1970
Career: 121 by Ryne Robinson, 2003-06

Most Punt Return Yards
Game: 237 by Ryne Robinson vs. Buffalo, 2003
Season: 654 by Ryne Robinson, 2003
Career: 1,677 by Ryne Robinson, 2003-06

Most Kickoff Returns
Game: 7 by Jamal Rogers vs. Cincinnati and vs. Vanderbilt, 2008
Season: 43 by Jamal Rogers, 2007
Career: 93 by Jamal Rogers, 2007-10

Most Kickoff Return Yards
Game: 160 by DeMarrio Jones at Kent State, 1997
Season: 973 by Jamal Rogers, 2007
Career: 1,950 by Jamal Rogers, 2007-10

INTERCEPTIONS AND RETURNS

Most Interceptions
Game: 5 by Dan Rebsch vs. Western Michigan, 1972
Season: 7 by Dick Boron, 1968; Dick Adams, 1969 and 1970; Denny Costello, 1972; Joe Spicer, 1973; Ron Carpenter, 1990 and 1991, Quinten Rollins, 2014
Career: 16 by Ron Carpenter, 1989-92

Most Interception Return Yards
Game: 97 by Ernie Bremer at Dayton, 1963
Season: 219 by J. Baker, 1998
Career: 361 by Ron Carpenter, 1989-92

Team Records

RUSHING

Most Rushing Attempts
Game: 83 vs. Marshall, 1971
Season: 714 in 1975

Most Rushing Yards
Game: 478 at Western Michigan, 1975
Season: 3,109 in 1975

Most Rushing Touchdowns
Game: 8 vs. Marshall, 1971
Season: 36 in 2003

Highest Rushing Average
Game: 7.5 vs. Central Michigan, 1996
Season: 5.8 in 1955

PASSING

Most Passes Attempted
Game: 65 at Toledo, 1987
Season: 535 in 2003

Most Passes Completed
Game: 42 vs. Western Michigan, 2011
Season: 363 in 2003

Most Passing Yards
Game: 525 vs. Northern Illinois, 2002
Season: 4,772 in 2003

Most Passing Touchdowns
Game: 6 vs. Akron, 1995 and at Akron, 2012
Season: 38 in 2003

Most Passes Had Intercepted
Game: 5 (three times), last at Michigan, 2004
Season: 23 in 1987

Fewest Passes Had Intercepted
Season: 2 in 1956

TOTAL OFFENSE

Total Plays
Game: 100 vs. Northern Illinois, 2002
Season: 1,053 in 2003

Total Offense Yards
Half: 390 at Akron, 2012 (1st)
Game: 705 at Akron, 2012
Season: 7,016 in 2003

SCORING

Most Points
One-minute span: 21 vs. Akron, 2005
Five-minute span: 29 vs. Akron, 1994
Quarter: 37 vs. Akron, 1995 (1st)
Half: 51 vs. Akron, 1995 (1st)
Game: 81 at Toledo, 1953
Game (Pre-modern): 91 vs. Earlham, 1917
Season: 602 in 2003

Most Touchdowns
Game: 12 at Toledo, 1953
Season: 82 in 2003



Deland McCullough, who was inducted into Miami's Athletic Hall of Fame in 2004, finished his career in 1995 as the MAC's all-time leading rusher.

Most Field Goals
Game: 5 at Ohio, 2008 and Central Michigan, 1987
Season: 20 in 1987

Most Extra Points
Game: 9 vs. Marshall, 1971; vs. Toledo, 1953; at Western Reserve, 1950
Season: 80 in 2003

Most Points Allowed:
Game: 56 at Ohio State, 2012
Game (Pre-modern): 104 at Ohio Wesleyan, 1891
Season: 428 in 2013

Fewest Points Allowed:
Season: 5.2 per game, 1955
Season (Pre-modern): 0.0 pg, 1917

PUNTING

Most Punts
Game: 12 vs. Cincinnati, 1981
Season: 83 in 2013

Most Punting Yards
Game: 431 at Toledo, 1993; at North Carolina, 1981
Season: 3,764 in 2013

Highest Punting Average
Game: 53.9 at Michigan, 2008
Season: 45.4 in 2008

PUNT/KICKOFF RETURNS

Most Punt Returns
Game: 12 vs. Dayton, 1970
Season: 58 in 1970

Most Punt Return Yards
Game: 245 vs. Buffalo, 2003
Season: 668 in 2003

Highest Punt Return Avg. (Min. 20 ret.)
Season: 16.8 in 1953

Most Kickoff Returns
Game: 9 vs. Toledo, 1987; 9 at Ball State, 2013
Season: 62 in 2008

Most Kickoff Return Yards
Game: 204 vs. Western Michigan, 1988
Season: 1,309 in 2008

Highest Kickoff Return Average (Min. 30 ret.)
Season: 26.0 in 1982

DEFENSE

Most Interceptions
Game: 7 vs. Western Michigan, 1972
Season: 22 in 1995

Most Interception Return Yards
Game: 192 vs. Western Michigan, 1972
Season: 407 in 2003

Most Pass Sacks
Game: 8 vs. Buffalo, 1999
Season: 45, 1992

Fewest Yards (Total Offense) Allowed:
Game: -18 vs. Marshall, 1967
Season: 165.8 yards per game, 1954

MISCELLANEOUS

Most First Downs
Game: 42 at Akron, 2012
Season: 370 in 2003

Most Penalties
Game: 16 at Hawai'i, 2001
Season: 94 in 2003

Most Yards Penalized
Game: 160 vs. Northern Illinois, 1970
Season: 963 in 1994

Most Fumbles
Game: 11 vs. Ohio, 1953; vs. Toledo, 1959
Season: 36 in 1957 and 1970

Most Fumbles Lost
Game: 7 vs. Toledo, 1959
Season: 21 in 1977

Fewest Fumbles
Season: 8 in 2012

Fewest Fumbles Lost
Season: 1 in 1998 (tied NCAA record)

Most Turnovers Lost
Game: 8 vs. Toledo, 1959
Season: 38 in 1970 (18 interceptions, 20 fumbles)

Most Turnovers Caused
Game: 11 vs. Western Michigan, 1972
(7 interceptions, 4 fumbles)
Season: 44 in 1986 (21 interceptions, 23 fumbles)

Single-Game Performances

RUSHING ATTEMPTS

1.	45	Greg Jones at Bowling Green, 1981
	45	Bob Hitchens at South Carolina, 1972
3.	44	Travis Prentice vs. Ohio, 1998
	44	Bob Hitchens at Marshall, 1972
5.	43	Travis Prentice at Kent State, 1999
	43	Tim Fortney vs. Bowling Green, 1970
7.	42	Deland McCullough at Central Michigan, 1995
8.	41	Travis Prentice vs. Akron, 1999
	41	Travis Prentice at Ohio, 1997
	41	Deland McCullough vs. Toledo, 1995
	41	George Swarn at Eastern Michigan, 1985
	41	Rob Carpenter vs. Cincinnati, 1975

RUSHING YARDS

1.	376	Travis Prentice vs. Akron, 1999
2.	326	George Swarn at Eastern Michigan, 1985
3.	250	Terry Carter at Ohio, 1990
4.	239	Travis Prentice vs. Northern Illinois, 1997
	239	George Swarn at Western Michigan, 1984
6.	237	Travis Prentice vs. Ohio, 1998
7.	232	Al Moore vs. Ohio, 1967
8.	227	Travis Prentice vs. Toledo, 1998
	227	Travis Prentice at Ohio, 1997
10.	222	Steve Little at Buffalo, 2000

RUSHING TOUCHDOWNS

1.	4	Cal Murray vs. Kent State, 2000
	4	Travis Prentice vs. Kent State, 1998
	4	Travis Prentice vs. Ohio, 1998
	4	Travis Prentice vs. Northern Illinois, 1997
	4	Travis Prentice vs. Marshall, 1997
	4	Ty King vs. Kent State, 1996
	4	George Swarn at Eastern Michigan, 1985
	4	Kaiser Holman vs. Kent State, 1980
	4	Sherman Smith at Western Michigan, 1975
	4	Bob Hitchens vs. Dayton, 1972

PASSES ATTEMPTED

1.	65	Mike Bates at Toledo, 1987
2.	61	Ben Roethlisberger vs. Northern Illinois, 2002
3.	58	Andrew Hendrix vs. UMass, 2014
4.	57	Daniel Raudabaugh at Temple, 2007
5.	54	Zac Dysert vs. Western Michigan, 2011
6.	53	Ben Roethlisberger at Hawai'i, 2001
	53	Zac Dysert at Kent State, 2009
	53	Zac Dysert at Ohio, 2011
	53	Zac Dysert at Ohio State, 2012
10.	51	Ben Roethlisberger vs. Iowa, 2002
	51	Zac Dysert vs. Toledo, 2009
	51	Zac Dysert at Temple, 2009

PASSES COMPLETED

1.	42	Zac Dysert vs. Western Michigan, 2011
2.	41	Ben Roethlisberger vs. Northern Illinois, 2002
3.	40	Ben Roethlisberger at Hawai'i, 2001
4.	38	Mike Bates at Toledo, 1987
5.	37	Zac Dysert vs. Kent State, 2012
6.	35	Zac Dysert at Ohio, 2011
7.	34	Zac Dysert at Akron, 2012
8.	33	Ben Roethlisberger vs. Iowa, 2002
	33	Zac Dysert vs. Cincinnati, 2009
10.	32	Andrew Hendrix vs. UMass, 2014

PASSING YARDS

1.	525	Ben Roethlisberger vs. Northern Illinois, 2002
2.	516	Zac Dysert at Akron, 2012
3.	455	Zac Dysert vs. Kent State, 2012
4.	452	Ben Roethlisberger at Hawai'i, 2001
5.	440	Ben Roethlisberger at Bowling Green, 2003
6.	437	Andrew Hendrix vs. UMass, 2014
7.	426	Zac Dysert at Temple, 2009
8.	416	Josh Betts at Cincinnati, 2004
9.	413	Zac Dysert vs. Western Michigan, 2011
10.	409	Ben Roethlisberger at Kent State, 2003

PASSING TOUCHDOWNS

1.	6	Zac Dysert at Akron, 2012
2.	5	Ben Roethlisberger at UCF, 2003
	5	Ben Roethlisberger at Ohio, 2001
	5	Sam Ricketts vs. Akron, 1995
5.	4	Zac Dysert vs. Kent State, 2012
	4	Zac Dysert vs. Army, 2011
	4	Mike Kokal at Purdue, 2006
	4	Josh Betts vs. Buffalo, 2005
	4	Josh Betts at Cincinnati, 2004
	4	Ben Roethlisberger vs. Louisville, 2003
	4	Ben Roethlisberger at Bolwing Green, 2003
	4	Ben Roethlisberger at Ohio, 2003
	4	Ben Roethlisberger vs. Buffalo, 2003
	4	Ben Roethilsberger vs. Northern Illinois, 2002
	4	Mike Bath at Vanderbilt, 2000
	4	Mike Bath vs. Cincinnati, 1999
	4	Mike Bath at Bowling Green, 1999
	4	Sam Ricketts at Ohio, 1997
	4	Sam Ricketts vs. Akron, 1997
	4	Terry Morris vs. Central Michigan, 1986
	4	Bruce Matte at Cincinnati, 1966
	4	Mel Olix vs. Western Reserve, 1948
	4	Andrew Hendrix vs. UMass, 2014
	4	Gus Ragland vs. Central Michigan, 2016

TOTAL OFFENSE (PASSING + RUSHING)

1.	624	Zac Dysert at Akron, 2012 (516 py + 108 ry)
2.	528	Andrew Hendrix vs. UMass, 2014 (437 py +91 ry)
3.	485	Ben Roethlisberger vs. NIU, 2002 (525 py + -40 ry)
4.	484	Ben Roethlisberger vs. Hawaii, 2001 (452 py + 32 ry)
5.	458	Ben Roethlisberger vs. Akron, 2001 (399 py + 59 ry)
6.	455	Zac Dysert vs. Kent State, 2012 (455 py + 0 ry)
7.	450	Ben Roethlisberger vs. Kent State, 2003 (409 py + 41 ry)
8.	448	Ben Roethlisberger vs. Bowling Green, 2003 (440 py + 8 ry)
	448	Josh Betts vs. Cincinnati, 2004 (416 py + 32 ry)
10.	444	Zac Dysert at Kent State, 2009 (337 py + 107 ry)

RECEPTIONS

1.	15	Nick Harwell vs. Temple, 2011
2.	14	Nick Harwell vs. Ohio, 2011
	14	Nick Harwell vs. Western Michigan, 2011
	14	Brayden Coombs vs. Buffalo, 2009
	14	Armond Robinson vs. Northern Illinois, 2010
6.	13	Chris Givens vs. Western Michigan, 2011
	13	Andy Schillinger at Toledo, 1987
8.	12	Andy Cruse vs. Southern Illinois, 2012
	12	Nick Harwell at Minnesota, 2011
	12	Eddie Tillitz at Hawai'i, 2001

RECEIVING YARDS

1.	229	Nick Harwell vs. Temple, 2011
2.	219	Nick Harwell vs. Ohio, 2010
3.	215	Nick Harwell at Central Michigan, 2012
4.	208	Dawan Scott at Akron, 2012
5.	198	Jeremy Patterson vs. Southwestern Louisiana, 1993
6.	186	Nick Harwell vs. Army, 2011
7.	184	Sly Johnson vs. Eastern Michigan, 1999
8.	181	Martin Nance at Kent State, 2003
	181	Tom Murphy at Bowling Green, 1983
10.	180	Ryne Robinson at Western Michigan, 2006

MADE FIELD GOALS

1.	5	Nathan Parseghian at Ohio, 2007 (5-of-5)
	5	Gary Gussman at Central Michigan, 1987 (5-of-5)
2.	4	Mike Kiebach at Central Michigan, 1983 (4-of-4)
	4	Gary Gussman vs. Northern Illinois, 1985 (4-of-4)
	4	Gary Gussman at Toledo, 1985 (4-of-6)
	4	Nathan Parseghian vs. Ohio, 2008 (4-of-4)
	4	Trevor Cook vs. Florida, 2010 (4-of-4)
	4	Trevor Cook at Akron, 2010 (4-of-5)

Single-Game Performances

TOTAL TACKLES

1.	30	Doug Krause vs. Bowling Green, 1970 (17-13--30)
2.	29	Curt McMillan vs. Bowling Green, 1991 (15-14--29)
3.	28	Kevin Carlin vs. Central Michigan, 1982 (15-13--28)
4.	26	Mark Hatgas at Marshall, 1976 (4-22--26)
5.	25	Joe Farais vs. Western Michigan, 1978 (14-11--25)
	25	Curt McMillan vs. Toledo, 1990 (16-9--25)
7.	24	Bob Williams vs. Bowling Green, 1970 (14-10--24)
	24	Mark Hatgas vs. Ball State, 1976 (13-11--24)
	24	Joe Farais vs. Central Michigan, 1978 (16-8--24)
	24	Tim Colleran at Ohio, 1984 (8-16--24)
11.	23	John Miller vs. Kent State, 1970 (14-9--23)
	23	Brad Cousino vs. Kent State, 1974 (10-13--23)
	23	Mark Hatgas at Bowling Green, 1975 (4-19--23)
	23	Curt McMillan at Ball State, 1992 (10-13--23)
15.	22	Al Maghes vs. Kent State, 1970 (8-14--22)
	22	Jerry Angelo at Ohio, 1970 (0-22--22)
	22	Marc Smith at Ohio, 1970 (5-17--22)
	22	Brad Cousino vs. Western Michigan, 1974 (13-9--22)
	22	Mark Hatgas at Toledo, 1976 (4-18--22)

SOLO TACKLES

1.	17	Doug Krause vs. Bowling Green, 1970 (17-13--30)
2.	16	Joe Farais vs. Central Michigan, 1978 (16-8--24)
	16	Curt McMillan vs. Toledo, 1990 (16-9--25)
4.	15	Kevin Carlin vs. Central Michigan, 1982 (15-13--28)
	15	Curt McMillan vs. Bowling Green, 1991 (15-14--29)
6.	14	Bob Williams vs. Bowling Green, 1970 (14-10--24)
	14	John Miller vs. Kent State, 1970 (14-9--23)
	14	Joe Farais vs. Western Michigan, 1978 (14-11--25)
9.	13	Brad Cousino vs. Western Michigan, 1974 (13-9--22)
	13	Mark Hatgas vs. Ball State, 1976 (13-11--24)
	13	Bob Ptacek at North Carolina, 1983 (13-3--16)
	13	Joey Hudson vs. Temple, 2008 (13-3--16)

TACKLES FOR LOSS

1.	6	Brad Cousino at Toledo, 1974 (-43 yards)
	6	John Zupancic vs. Western Michigan, 1980 (-16 yards)
	6	Scott Frazier at Western Michigan, 1990 (-15 yards)
4.	5	Brad Cousino vs. Toledo, 1973 (-28 yards)
5.	5	Mike McCreanor at Western Michigan, 1993 (-11 yards)
	5	Jon Wauford vs. Eastern Michigan, 1990 (-27 yards)
	5	Mike Hyzdu at Bowling Green, 1988 (-13 yards)
	5	Steve Dailey at Northern Illinois, 1984 (-33 yards)
	5	JoJuan Armour vs. Ball State, 1997 (-17 yards)

TACKLES FOR LOSS YARDAGE

1.	-57	John Zupancic at Kent State, 1979 (1 TFL)
2.	-43	Brad Cousino at Toledo, 1974 (6 TFL)
3.	-42	John Zupancic at Central Michigan, 1981 (5 TFL)
4.	-34	Brandon McFadden vs. Toledo, 1971 (3 TFL)
5.	-33	Brad Cousino vs. Dayton, 1973 (3 TFL)
	-33	Steve Dailey at Northern Illinois, 1984 (5 TFL)
7.	-31	Gerry Glowik at Bowling Green, 1979 (4 TFL)
8.	-30	Mark Lucas vs. Cincinnati, 1981 (2 TFL)
9.	-29	Brad Cousino vs. Marshall, 1973 (4 TFL)
	-29	Steve Fitzhugh at Northwestern, 1982 (2 TFL)
	-29	JoJuan Armour at Toledo, 1997 (4 TFL)
	-29	Bryson Albright vs. Eastern Michigan, 2015 (5 TFL)
13.	-28	Brad Cousino vs. Toledo, 1973 (5 TFL)
	-28	Steve Dailey vs. Central Michigan, 1984 (1 TFL)
15.	-27	Jerrell Wedge vs. Toledo, 2009 (4 TFL)
	-27	Mark Hatgas at Toledo, 1974 (2 TFL)
	-27	Jon Wauford vs. Eastern Michigan, 1990 (5 TFL)
	-27	JT Jones vs. Eastern Michigan, 2015 (4 TFL)
19	-26	Dustin Cohen at Northwestern, 1999 (4 TFL)
	-26	Jon Wauford vs. Ball State, 1990 (3 TFL)

QUARTERBACK SACKS

1.	4	JT Jones vs. Eastern Michigan, 2015 (-27 yards)
2.	3	Bryson Albright vs. Eastern Michigan, 2015 (-25 yards)
	3	Jerrell Wedge vs. Toledo, 2009 (-26 yards)
	3	Marcus Johnson vs. Kent State, 2004 (-20 yards)
	3	Ryan Terry vs. Western Michigan, 2001 (-21 yards)
	3	Andy Aracri at Kent State, 1999 (-12 yards)
	3	Kurt Mester vs. Buffalo, 1999 (-19 yards)
	3	JoJuan Armour vs. Toledo, 1998 (-26 yards)
	3	JoJuan Armour at Ball State, 1996 (-21 yards)
	3	JoJuan Armour vs. Toledo, 1995 (-15 yards)
	3	Jon Wauford at Kent State, 1991 (-15 yards)
	3	Jon Wauford vs. Eastern Michigan, 1990 (-23 yards)
	3	Dave Brown at Ohio, 1986 (yards not available)
	3	Pete Mather at Ball State, 1985 (yards not available)
	3	Steve Dailey at Northern Illinois, 1984 (-24 yards)

1,000 YARD SINGLE-SEASON RUSHERS

1.	1,787	Travis Prentice, 1998
2.	1,659	Travis Prentice, 1999
3.	1,627	Deland McCullough, 1995
4.	1,549	Travis Prentice, 1997
5.	1,511	George Swarn, 1985
6.	1,370	Bob Hitchens, 1972
7.	1,282	George Swarn, 1984
8.	1,168	Wilbur Cartwright, 1930
9.	1,157	Bob Hitchens, 1971
	1,157	Jay Peterson, 1982
11.	1,134	Greg Jones, 1981
12.	1,112	George Swarn, 1986
13.	1,103	Deland McCullough, 1994
14.	1,070	Brandon Murphy, 2005
15.	1,065	Ty King, 1996
16.	1,064	Rob Carpenter, 1976
17.	1,063	Tim Fortney, 1970
18.	1,046	Mark Hunter, 1978
19.	1,044	Tom Pagna, 1952
20.	1,030	Cal Murray, 2003
21.	1,026	Deland McCullough, 1992
22.	1,022	Rob Carpenter, 1975
23.	1,009	Luke Clemens, 2002

Season Top-Tens

Rushing Attempts
1. 365 Travis Prentice, 1998
2. 354 Travis Prentice, 1999
3. 326 Bob Hitchens, 1972
4. 321 Deland McCullough, 1995
5. 309 George Swarn, 1985
6. 296 Travis Prentice, 1997
7. 271 Jay Peterson, 1982
   271 Bob Hitchens, 1971
9. 269 George Swarn, 1984
10. 265 Tim Fortney, 1970

Rushing Yards
1. 1,787 Travis Prentice, 1998
2. 1,659 Travis Prentice, 1999
3. 1,627 Deland McCullough, 1995
4. 1,549 Travis Prentice, 1997
5. 1,511 George Swarn, 1985
6. 1,370 Bob Hitchens, 1972
7. 1,282 George Swarn, 1984
8. 1,168 Wilbur Cartwright, 1930
9. 1,157 Bob Hitchens, 1971
   1,157 Jay Peterson, 1982

Rushing Yards Per Game
1. 162.5 Travis Prentice, 1998
2. 150.8 Travis Prentice, 1999
3. 147.9 Deland McCullough, 1995
4. 140.8 Travis Prentice, 1997
5. 137.4 George Swarn, 1985
6. 137.0 Bob Hitchens, 1972
7. 118.2 Tom Pagna, 1952
8. 116.5 George Swarn, 1984
9. 115.7 Bob Hitchens, 1971
10. 114.0 Deland McCullough, 1992

Rushing Yards Per Carry (Min. 75 att.)
1. 8.8 Tirrel Burton, 1955
2. 8.1 Tom Troxell, 1955
3. 7.9 James Bailey, 1950
4. 7.6 John Pont, 1949
5. 7.2 Paul Shoults, 1948
6. 7.0 Scott Tyler, 1962
7. 6.9 Tom Pagna, 1952
8. 6.7 John Pont, 1951
9. 6.6 Tom Pagna, 1953
10. 6.5 John Moore, 1960
    6.5 Harold Williams, 1958
    6.5 Dave Thelen, 1957

Rushing Touchdowns
1. 25 Travis Prentice, 1997
2. 19 Travis Prentice, 1998
3. 17 Mike Smith, 2003
   17 Travis Prentice, 1999
5. 16 Luke Clemens, 2002
6. 15 Bob Hitchens, 1972
7. 14 Deland McCullough, 1995
8. 13 Bob Hitchens, 1971
   13 Tom Pagna, 1952
10. 12 Luke Clemens, 2004
    12 Cal Murray, 2003
    12 Travis Prentice, 1996
    12 George Swarn, 1985
    12 Rob Carpenter, 1974

100-Yard Rushing Games
1. 10 Travis Prentice, 1998
   10 Deland McCullough, 1995
3. 8 Travis Prentice, 1999
   8 Travis Prentice, 1997
   8 Deland McCullough, 1992
   8 George Swarn, 1985
7. 7 Rob Carpenter, 1976
   7 Bob Hitchens, 1972
   7 John Pont, 1949
10. 6 George Swarn, 1986
    6 Bob Hitchens, 1971

Passes Attempted
1. 495 Ben Roethlisberger, 2003
2. 480 Zac Dysert, 2012
3. 458 Andrew Hendrix, 2014
4. 448 Zac Dysert, 2011
5. 442 Josh Betts, 2004
6. 434 Josh Betts, 2005
7. 428 Ben Roethlisberger, 2002
8. 401 Zac Dysert, 2009
9. 384 Miike Bath, 2000
10. 382 Daniel Raudabaugh, 2007

Passes Completed
1. 342 Ben Roethlisberger, 2003
2. 302 Zac Dysert, 2012
3. 295 Zac Dysert, 2011
4. 271 Ben Roethlisberger, 2002
5. 267 Josh Betts, 2004
6. 248 Josh Betts, 2005
7. 247 Zac Dysert, 2009
8. 241 Ben Roethlisberger, 2001
9. 222 Zac Dysert, 2010
   222 Andrew Hendrix, 2014

Passing Yards
1. 4,486 Ben Roethlisberger, 2003
2. 3,513 Zac Dysert, 2011
3. 3,495 Josh Betts, 2004
4. 3,483 Zac Dysert, 2012
5. 3,280 Andrew Hendrix, 2014
6. 3,238 Ben Roethlisberger, 2002
7. 3,178 Josh Betts, 2005
8. 3,105 Ben Roethlisberger, 2001
9. 2,611 Zac Dysert, 2009
10. 2,525 Mike Bath, 1999

Completion Pct. (Min. 100 att.)
1. .691 Ben Roethlisberger, 2003
2. .658 Zac Dysert, 2011
3. .647 Zac Dysert, 2010
4. .642 Gus Ragland, 2016
5. .639 Austin Boucher, 2010
6. .633 Ben Roethilsberger, 2002
   .633 Ben Roethlisberger, 2001
8. .629 Zac Dysert, 2012
9. .627 Terry Morris, 1986
10. .616 Zac Dysert, 2009

Passing Touchdowns
1. 37 Ben Roethlisberger, 2003
2. 27 Josh Betts, 2005
3. 25 Zac Dysert, 2012
   25 Ben Roethlisberger, 2001
5. 24 Mike Bath, 1999
6. 23 Zac Dysert, 2011
   23 Josh Betts, 2004
   23 Andrew Hendrix, 2014
9. 22 Ben Roethilsberger, 2002
10. 19 Terry Morris, 1986

Receptions
1. 97 Nick Harwell, 2011
2. 94 Armand Robinson, 2010
3. 91 Ryne Robinson, 2006
4. 90 Martin Nance ,2003
5. 81 Martin Nance, 2005
6. 75 Ryne Robinson, 2005
7. 74 Andy Cruse, 2012
8. 68 Nick Harwell, 2012
9. 67 Michael Larkin, 2003
   67 Armand Robinson, 2009

Receiving Yards
1. 1,498 Martin Nance, 2003
2. 1,425 Nick Harwell, 2011
3. 1,178 Ryne Robinson, 2006
4. 1,119 Ryne Robinson, 2005
5. 1,107 Martin Nance, 2005
6. 1,062 Armand Robinson, 2010
7. 1,028 Trevor Gaylor, 1999
8. 955 Andy Schillinger, 1986
9. 949 David Frazier, 2014
10. 932 Ryne Robinson, 2004

Reception Average (Min. 25 rec.)
1. 22.0 Don Treadwell, 1980
2. 20.8 Andy Schillinger, 1986
3. 20.2 Dustin Woods, 2006
4. 19.7 James Gardner, 2017
5. 19.5 Rokeem Williams, 2014
6. 19.4 Trevor Gaylor, 1999
7. 19.3 Rokeem Williams, 2016
8. 18.4 Milt Stegall, 1990
9. 18.2 Mike Larkin, 2001
10. 18.0 Doc Urich, 1950

Touchdown Receptions
1. 14 Martin Nance, 2005
2. 12 Andy Schillinger, 1986
3. 11 Michael Larkin, 2003
   11 Martin Nance, 2003
   11 Trevor Gaylor, 1999
   11 James Gardner, 2017
7. 9 Nick Harwell, 2011
   9 John Erisman, 1966
9. 8 Nick Harwell, 2012
   8 Ryne Robinson, 2006
   8 Ryne Robinson, 2005
   8 Michael Larkin, 2004
   8 Michael Larkin, 2002

Total Offense
1. 4,597 Ben Roethlisberger, 2003
2. 3,748 Zac Dysert, 2012
3. 3,628 Zac Dysert, 2011
4. 3,604 Andrew Hendrix, 2014
5. 3,581 Josh Betts, 2004
6. 3,294 Ben Roethlisberger, 2001
7. 3,184 Ben Roethlisberger, 2002
8. 3,117 Josh Betts, 2005
9. 2,869 Zac Dysert, 2009
10. 2,739 Sam Ricketts, 1997

All-Purpose Yards
1. 1,952 George Swarn, 1985
2. 1,929 Travis Prentice, 1999
3. 1,894 Travis Prentice, 1998
4. 1,724 Deland McCullough, 1995
5. 1,687 Travis Prentice, 1997
6. 1,646 Tremayne Banks, 1996
7. 1,624 George Swarn, 1986
8. 1,616 George Swarn, 1984
9. 1,605 Ryne Robinson, 2004
   1,605 John Pont, 1949

Scoring
1. 150 Travis Prentice, 1997
2. 126 Travis Prentice, 1999
3. 120 Travis Prentice, 1998
4. 108 Mike Smith, 2003
5. 102 Luke Clemens, 2002
6. 100 Todd Soderquist, 2005
7. 96 George Swarn, 1985
8. 90 Luke Clemens, 2004
   90 Tom Graham, 1986
   90 Bob Hitchens, 1972

Touchdowns
1. 25 Travis Prentice, 1997
2. 21 Travis Prentice, 1999
3. 20 Travis Prentice, 1998
4. 18 Mike Smith, 2003
5. 17 Luke Clemens, 2002
6. 16 George Swarn, 1985
7. 15 Luke Clemens, 2004
   15 Tom Graham, 1986
   15 Bob Hitchens, 1972


McCullough


Morris


Schillinger


Ricketts

Nance

Season Top-Tens



Scott



Layton



Carpenter



Smith



Pillman

Field Goals

1.	20	Nathan Parseghian, 2008
	20	Gary Gussman, 1987
3.	19	Todd Soderquist, 2005
4.	18	Gary Gussman, 1985
5.	16	Trevor Cook, 2010
6.	**15**	**Kaleb Patterson, 2012**
	15	Gary Gussman, 1986
	15	Gary Gussman, 1984
9.	14	Jared Parseghian, 2002
	14	Chad Seitz, 1992
	14	Dave Draudt, 1973

Field Goal Attempts

1.	27	Todd Soderquist, 2005
	27	Dave Draudt, 1973
3.	26	Gary Gussman, 1985
4.	25	Gary Gussman, 1987
5.	24	Gary Gussman, 1984
6.	23	Trevor Cook, 2010
	23	Nathan Parseghian, 2008
8.	21	Chad Seitz, 1995
	21	Dave Draudt, 1974
10.	20	Nathan Parseghian, 2007

Field Goal Percentage (Min. 15 att.)

1.	.870	Nathan Parseghian (20-23), 2008
2.	.833	Kaleb Patterson (15-18), 2012
3.	.800	Gary Gussman (20-25), 1987
4.	.789	Gary Gussman (15-19), 1986
5.	.778	Chad Seitz (14-18), 1992
6.	.769	Nick Dowd (10-13), 2016
7.	.750	Sam Sloman (12-16), 2017
8.	.733	Mike Kiebach (11-15), 1983
9.	.706	Andy Brumbergs (12-17), 2000
10.	.704	Todd Soderquist (19-27), 2005

Extra Points

1.	61	Jared Parseghian, 2003
2.	53	John Scott, 1997
3.	44	Jared Parseghian, 2002
4.	43	Paul Sautter, 1950
5.	42	Gary Gussman, 1986
6.	39	John Scott, 1998
7.	38	Andy Brumbergs, 1999
8.	34	Chad Seitz, 1995
	34	Dave Draudt, 1974
10.	33	Paul Sautter, 1952

Extra Point Attempts

1.	62	Jared Parseghian, 2003
2.	53	John Scott, 1997
3.	51	Paul Sautter, 1950
4.	46	Jared Parseghian, 2002
5.	43	Todd Soderquist, 2005
6.	42	Gary Gussman, 1986
7.	41	Paul Sautter, 1952
8.	39	Andy Brumbergs, 1999
	39	John Scott, 1998
10.	37	Dave Draudt, 1974

Extra Point Percentage (Min. 20 att.)

1.	1.000	John Scott (53-53), 1997
	1.000	Gary Gussman (42-42), 1986
	1.000	John Scott (39-39), 1998
	1.000	Chad Seitz (34-34), 1995
	1.000	Gary Gussman (28-28), 1985
	1.000	Bryan Lucas (22-22), 1990
	1.000	Nathan Parseghian (18-18), 2007
	1.000	Nathan Parseghian (23-23), 2008
8.	.984	Jared Parseghian (61-62), 2003
9.	.977	Todd Soderquist (43-44), 2005
10.	.974	Andy Brumbergs (38-39), 1999

Punts

1.	80	Chris Ondrula, 1989
2.	79	Zac Murphy, 2013
3.	76	Steve Bumpass, 1981
4.	73	Kent McCullough, 1999
5.	72	Steve Bumpass, 1982
6.	71	Gary Layton, 1992
7.	68	Jake Richardson, 2007
8.	67	Jim Finley, 1979
9.	65	Gary Layton, 1993
10.	64	Jason Cheney, 1996
	64	Steve Bumpass, 1983

Punting Average

1.	46.6	Zac Murphy, 2013
2.	45.4	Jake Richardson, 2008
3.	45.0	Gary Layton, 1994
	45.0	Jake Richardson, 2007
5.	42.4	Kent McCullough, 1997
6.	42.4	Mike Wafzig, 2004
7.	42.2	Gary Layton, 1993
8.	42.0	Jason Cheney, 1996
9.	41.9	Kent McCullough, 2000
10.	41.8	Jake Richardson, 2006

Interceptions

1.	7	Quinten Rollins, 2014
	7	Ron Carpenter, 1991
	7	Ron Carpenter, 1990
	7	Joe Spicer, 1973
	7	Denny Costello, 1972
	7	Dick Adams, 1970
	7	Dick Adams, 1969
8.	6	Several players (last by Evan Harris and Dayonne Nunley, 2010)

Interception Return Yards

1.	219	J. Baker, 1998
2.	197	Ron Carpenter, 1991
3.	164	Ron Carpenter, 1990
4.	149	Dustin Cohen, 1998
5.	144	Dan Rebsch, 1972
6.	137	Evan Harris, 2010
7.	124	Ernie Bremer, 1965
8.	121	Cleon Plummer, 1995
	121	Ernie Bremer, 1963
10.	118	Dave Williams, 1982

Punt Return Yards

1.	654	Ryne Robinson, 2003
2.	578	Dick Adams, 1970
3.	547	Ryne Robinson, 2004
4.	450	Eddie Tillitz, 2000
5.	395	Tremayne Banks, 1996
6.	301	Ryne Robinson, 2005
6.	292	Bill Leftwich, 1967
7.	280	Dick Adams, 1969
8.	279	Eugene Harris, 2007
9.	273	Tim Raybuck, 1971
10.	269	Eddie Tillitz, 2001

Kickoff Return Yards

1.	973	Jamal Rogers, 2007
2.	706	Milt Bowen, 2000
3.	673	DeMarco Paine, 2010
4.	599	Don Treadwell, 1980
5.	592	Milt Bowen, 2002
6.	581	Jamal Rogers, 2008
7.	556	Maurice Thomas, 2016
8.	523	Milt Stegall, 1988
9.	522	DeMarrio Jones, 1997
10.	518	Tremayne Banks, 1996

Solo Tackles

1.	114	Tim Colleran, 1984
2.	111	Jack Glowik, 1977
3.	109	Joe Farais, 1978
	109	Bob Babich, 1967
5.	107	Mike Monos, 1973
6.	105	Brad Cousino, 1974
7.	102	Johnnie Williams, 1993
8.	97	Bob Babich, 1968
9.	96	Curt McMillan, 1991
	96	Brad Cousino, 1973

Assisted Tackles

1.	136	Marc Smith, 1970
2.	113	Mark Hatgas, 1975
3.	108	Curt McMillan, 1991
4.	103	Mike Monos, 1973
5.	100	Marc Smith, 1971
6.	97	Kent McCormick, 1980
7.	96	Dick Dougherty, 1970
8.	91	Brad Cousino, 1973
9.	90	Brad Cousino, 1974
	90	Joe Hasenohrl, 1975

Total Tackles

1.	223	Marc Smith, 1970
2.	210	Mike Monos, 1973
3.	204	Curt McMillan, 1991
4.	195	Brad Cousino, 1974
5.	189	Joe Farais, 1978
6.	187	Brad Cousino, 1973
7.	185	Jack Glowik, 1977
8.	182	Tim Colleran, 1984
	182	Mark Hatgas, 1975
10.	174	Marc Smith, 1971

Tackles for Loss

1.	40	Brian Pillman, 1983
2.	32	Brad Cousino, 1973
3.	25	Brian Pillman, 1982
4.	24	JoJuan Armour, 1997
5.	23	Phil Smith, 2003
	23	Andy Aracri, 1999
	23	Brad Cousino, 1974
8.	22	Jon Wauford, 1990
	22	Scott Frazier, 1990
10.	21	Curt McMillan, 1992
	21	Andrew Marlatt, 1985

Tackle for Loss Yards

1.	154	Brad Cousino, 1973
2.	150	Brian Pillman, 1983
3.	136	Jon Wauford, 1990
4.	126	Greg Sullivan, 1977
5.	121	JoJuan Armour, 1997
6.	120	Scott Frazier, 1990
7.	119	Brian Pillman, 1982
8.	113	John Zupancic, 1981
9.	104	Greg Sullivan, 1978
10.	103	Mel Edwards, 1975

Pass Sacks

(Sack statistics not available prior to 1984)

1.	14	Jon Wauford, 1990
2.	13	Curt McMillan, 1992
	13	Dave Brown, 1986
4.	10	Scott Frazier, 1990
	10	Andy Howard, 1991
	10	Matt Edwards, 2002
	10	JT Jones, 2015
8.	9	Phil Smith, 2003
	9	Andy Aracri, 1999
	9	Dustin Cohen, 1999
	9	Jon Wauford, 1991
	9	Jon Wauford, 1989

Career Top-Tens

Rushing Attempts
1. 1,138 Travis Prentice, 1996-99
2. 949 Deland McCullough, 1992-95
3. 881 George Swarn, 1983-86
4. 773 Bob Hitchens, 1971-73
5. 702 Jay Peterson, 1980-83
6. 623 Rob Carpenter, 1973-76
7. 597 Greg Jones, 1978-81
8. 571 Terry Carter, 1990-94
9. 561 Luke Clemens, 2001-04
10. 526 Mark Hunter, 1976-79

Rushing Yards
1. 5,596 Travis Prentice, 1996-99
2. 4,368 Deland McCullough, 1992-95
3. 4,172 George Swarn, 1983-86
4. 3,118 Bob Hitchens, 1971-73
5. 2,874 Jay Peterson, 1980-83
6. 2,839 Greg Jones, 1978-81
7. 2,789 Rob Carpenter, 1973-76
8. 2,457 John Pont, 1949-51
9. 2,400 Terry Carter, 1990-94
10. 2,396 Mark Hunter, 1976-79

Rushing Touchdowns
1. 73 Travis Prentice, 1996-99
2. 36 Deland McCullough, 1992-95
3. 34 Bob Hitchens, 1971-73
4. 29 Luke Clemens, 2001-04
5. 26 Mike Smith, 2001-04
6. 26 Rob Carpenter, 1973-76
7. 25 John Pont, 1949-51
8. 24 Mark Hunter, 1976-79
9. 23 Cal Murray, 2000-03
   23 Tom Pagna, 1951-53

100-yard Rushing Games
1. 28 Travis Prentice, 1996-99
2. 24 Deland McCullough, 1992-95
3. 18 George Swarn, 1983-86
4. 14 Bob Hitchens, 1971-73
5. 13 Rob Carpenter, 1973-76
6. 12 John Pont, 1949-51
7. 11 Mark Hunter, 1976-79
8. 10 Greg Jones, 1978-81
   10 Jay Peterson, 1980-83
10. 8 Luke Clemens, 2001-04
    8 Tom Pagna, 1951-53

Passes Attempted
1. 1,672 Zac Dysert, 2009-12
2. 1,304 Ben Roethlisberger, 2001-03
3. 916 Daniel Raudabaugh, 2006-09
4. 929 Josh Betts, 2002-05
5. 903 Mike Bath, 1997-00
6. 885 Sam Ricketts, 1994-97
7. 678 Neil Dougherty, 1991-95
8. 564 Larry Fortner, 1975-78
9. 510 Terry Morris, 1985-86
10. 481 Mike Kokal, 2004-07

Passes Completed
1. 1,066 Zac Dysert, 2009-12
2. 854 Ben Roethlisberger, 2001-03
3. 541 Josh Betts, 2002-05
4. 511 Daniel Raudabaugh, 2006-09
5. 484 Sam Ricketts, 1994-97
6. 444 Mike Bath, 1997-00
7. 441 Daniel Raudabaugh, 2006-09
8. 365 Neil Dougherty, 1991-95
9. 314 Terry Morris, 1985-86
10. 278 Mike Kokal, 2004-07

Passing Yards
1. 12,013 Zac Dysert, 2009-12
2. 10,829 Ben Roethlisberger, 2001-03
3. 7,029 Josh Betts, 2002-05
4. 6,524 Mike Bath, 1997-00
5. 5,870 Sam Ricketts, 1994-97
6. 5,352 Daniel Raudabaugh, 2006-09
7. 4,074 Neil Dougherty, 1991-95
8. 3,836 Terry Morris, 1985-86
9. 3,765 Gus Ragland, 2015-PR
10. 3,667 Larry Fortner, 1975-78

Completion Pct. (Min. 300 attempts)
1. .655 Ben Roethlisberger, 2001-03
2. .638 Zac Dysert, 2009-12
3. .616 Terry Morris, 1985-86
4. .597 Gus Ragland, 2015-PR
5. .596 Mike Bates, 1986-87
6. .582 Josh Betts, 2002-05
7. .578 Mike Kokal, 2004-07
8. .568 Daniel Raudabaugh, 2006-09
9. .555 Joe Napoli, 1989-90
10. .547 Sam Ricketts, 1994-97

Passing Touchdowns
1. 84 Ben Roethlisberger, 2001-03
2. 73 Zac Dysert, 2009-12
3. 54 Josh Betts, 2002-05
4. 49 Mike Bath, 1997-00
5. 44 Sam Ricketts, 1994-97
6. 39 Gus Ragland, 2015-PR
7. 28 Mel Olix, 1946-49
8. 27 Neil Dougherty, 1991-95
   27 Larry Fortner, 1975-78
10. 24 Jim Root, 1950-52
    24 Daniel Raudabaugh, 2006-09

Receptions
1. 258 Ryne Robinson, 2003-06
2. 229 Nick Harwell, 2010-12
3. 210 Armand Robinson, 2007-10
4. 208 Martin Nance, 2002-05
5. 200 Michael Larkin, 2001-04
6. 160 Andy Cruse, 2009-12
7. 158 Jared Murphy, 2013-17
8. 157 Chris Givens, 2007-11
9. 134 Jamal Rogers, 2007-10
10. 128 Trevor Gaylor, 1996-99

Receiving Yards
1. 3,697 Ryne Robinson, 2003-06
2. 3,166 Nick Harwell, 2010-12
3. 3,131 Martin Nance, 2002-05
4. 2,722 Michael Larkin, 2001-04
5. 2,550 Armand Robinson, 2007-10
6. 2,131 Trevor Gaylor, 1996-99
7. 2,121 Chris Givens, 2007-11
8. 2,096 Jared Murphy, 2013-17
9. 1,778 Jay Hall, 1995-98
10. 1,763 James Gardner, 2015-PR

Reception Average (Min. 50 receptions)
1. 21.1 Don Treadwell, 1978-81
2. 18.8 Sly Johnson, 1997-00
3. 18.4 James Gardner, 1015-PR
4. 18.2 Albert Maccioli, 1948-50
5. 18.1 Rokeem Williams, 2013-16
6. 17.2 Robert Jencks, 1960-62
7. 17.0 Doc Urich, 1947-50
8. 16.8 Andy Schillinger, 1984-87
9. 16.6 Trevor Gaylor, 1996-99
   16.6 Keith Dummitt, 1979-82

Touchdown Receptions
1. 32 Michael Larkin, 2001-04
2. 26 Martin Nance, 2002-05
3. 23 Nick Harwell, 2010-12
4. 22 Ryne Robinson, 2003-06
5. 20 Trevor Gaylor, 1996-99
6. 18 Jason Branch, 1999-02
   18 Jeremy Patterson, 1991-94
   18 James Gardner, 2015-PR
9. 17 Jay Hall, 1995-98
10. 15 Chris Givens, 2007-11
    15 Andy Schillinger, 1984-87
    15 Armand Robinson, 2007-10

Total Offense
1. 12,678 Zac Dysert 2009-12
2. 11,075 Ben Roethlisberger, 2001-03
3. 7,089 Josh Betts, 2002-05
4. 7,010 Mike Bath, 1997-00
5. 6,331 Sam Ricketts, 1994-97
6. 5,596 Travis Prentice, 1996-99
7. 5,304 Daniel Raudabaugh, 2006-09
8. 4,588 Larry Fortner, 1975-78
9. 4,368 Deland McCullough, 1992-95
10. 4,172 George Swarn, 1983-86

All-Purpose Yards
1. 6,118 Travis Prentice, 1996-99
2. 5,727 George Swarn, 1983-86
3. 5,656 Ryne Robinson, 2003-06
4. 4,854 Deland McCullough, 1992-95
5. 4,433 Gus Ragland, 2015-PR
5. 4,150 Mark Hunter, 1976-79
6. 4,099 John Pont, 1949-51
7. 3,720 Jay Peterson, 1980-83
8. 3,325 Jamal Rogers, 2007-10
9. 3,293 Nick Harwell, 2010-12
10. 3,238 Bob Hitchens, 1971-73

Scoring
1. 468 Travis Prentice, 1996-99
2. 306 Gary Gussman, 1984-87
3. 262 Jared Parseghian, 2001-04
4. 238 Chad Seitz, 1992-95
5. 226 Deland McCullough, 1992-95
6. 204 Bob Hitchens, 1971-73
7. 199 John Scott, 1996-98
8. 198 Luke Clemens, 2001-04
9. 192 Michael Larkin, 2001-04
10. 180 Trevor Cook, 2006-10

Touchdowns
1. 78 Travis Prentice, 1996-99
2. 37 Deland McCullough, 1992-95
3. 34 Bob Hitchens, 1971-73
4. 33 Luke Clemens, 2001-04
5. 32 Michael Larkin, 2001-04
6. 29 Ryne Robinson, 2003-06
   29 George Swarn, 1983-86
8. 28 Mike Smith, 2001-04
   28 Cal Murray, 2000-03
   28 Rob Carpenter, 1973-76

Field Goals
1. 68 Gary Gussman, 1984-87
2. 47 Chad Seitz, 1992-95
3. 57 Trevor Cook, 2006-present
4. 38 Trevor Cook, 2006-10
5. 36 Jared Parseghian, 2001-04
6. 35 Nathan Parseghian, 2005-08
7. 31 Mike Kiebach, 1981-83
8. 29 Todd Soderquist, 2002-05
   29 John Scott, 1996-98
10. 22 Dave Draudt, 1973-74
    22 Andy Brumbergs, 1999-01


Prentice


Swarn


Roethlisberger


Robinson


Larkin

Records

Career Top-Tens



Gussman

Jared Parseghian



Pusateri



McMillan



Wauford

Field Goal Attempts

1.	94	Gary Gussman, 1984-87
2.	67	Chad Seitz, 1992-95
3.	58	Trevor Cook, 2006-10
4.	49	Nathan Parseghian, 2005-08
5.	48	Mike Kiebach, 1981-83
	48	Dave Draudt, 1973-74
7.	45	Jared Parseghian, 2001-04
8.	41	Todd Soderquist, 2002-05
9.	39	John Scott, 1996-98
10.	36	Andy Brumbergs, 1999-01

Field Goal Percentage (Min. 15 attempts)

1.	.833	Kaleb Patterson, 2012-14
2.	.800	Jared Parseghian, 2001-04
3.	.744	John Scott, 1996-98
4.	.723	Gary Gussman, 1984-87
5.	.714	Nathan Parseghian, 2005-08
6.	.707	Todd Soderquist, 2002-05
7.	.701	Chad Seitz, 1992-95
8.	.684	Sam Sloman, 2016-PR
9.	.655	Trevor Cook, 2006-10
10.	.646	Mike Kiebach, 1981-83

Extra Points

1.	154	Jared Parseghian, 2001-04
2.	112	John Scott, 1996-98
3.	103	Paul Sautter, 1950-52
4.	102	Gary Gussman, 1984-87
5.	97	Chad Seitz, 1992-95
6.	86	Todd Soderquist, 2002-05
7.	75	Andy Brumbergs, 1999-01
8.	66	Trevor Cook, 2006-10
9.	61	Archie Strimel, 1968-70
10.	57	Mike Kiebach, 1981-83

Extra Point Attempts

1.	162	Jared Parseghian, 2001-04
2.	125	Paul Sautter, 1950-52
3.	113	John Scott, 1996-98
4.	104	Gary Gussman, 1984-87
5.	103	Chad Seitz, 1992-95
6.	89	Todd Soderquist, 2002-05
7.	82	Andy Brumbergs, 1999-01
8.	73	Trevor Cook, 2006-10
9.	69	Archie Strimel, 1968-70
10.	61	Mike Kiebach, 1981-83

Extra Point Pct. (Min. 40 attempts)

1.	1.000	Nathan Parseghian, 2005-08
2.	.991	John Scott, 1996-98
3.	.981	Gary Gussman, 1984-87
4.	.974	Sam Sloman, 2016-PR
5.	.966	Todd Soderquist, 2002-05
6.	.951	Jared Parseghian, 2001-04
7.	.942	Chad Seitz, 1992-95
8.	.934	Mike Kiebach, 1981-83
9.	.931	Dave Draudt, 1973-74
10.	.927	Glenn Trout, 1963-64

Punts

1.	251	Zac Murphy, 2010-13
2.	240	Gary Layton, 1991-94
3.	232	Kent McCullough, 1997-00
4.	219	Jake Richardson, 2005-08
5.	212	Steve Bumpass, 1981-83
6.	208	Jeff Rowlands, 1974-78
7.	185	Mike Wafzig, 2001-04
8.	172	Zac Murphy, 2010-13
9.	166	Doug Kolesar, 1984-86
10.	159	Dick Adams, 1968-70

Punting Average (Min. 90 punts)

1.	42.8	Jake Richardson, 2005-08
2.	41.7	Zac Murphy, 2010-13
	41.7	Gary Layton, 1991-94
4.	41.5	Jason Cheney, 1995-96
5.	40.9	Kyle Kramer, 2016-PR
6.	40.8	Mike Wafzig, 2001-04
7.	40.6	Kent McCullough, 1997-00
8.	39.4	Jeff Rowlands, 1974-78
9.	39.3	Chuck Konrad, 1987-88
10.	38.3	Steve Bumpass, 1981-83

Interceptions

1.	16	Ron Carpenter, 1990-92
2.	15	David Thomas, 1991-94
3.	14	Dave Williams, 1980-82
	14	Dick Adams, 1969-70
	14	Dick Boron, 1966-68
6.	13	Dayonne Nunley, 2010-13
7.	12	Troy White, 1984-86
8.	12	Dan Rebsch, 1971-73
9.	10	Milt Bowen, 1999-2001
	10	Sheldon White, 1984-86
	10	Bob Smith, 1965-67
	10	Heath Harding, 2013-17

Interception Return Yards

1.	361	Ron Carpenter, 1990-92
2.	284	Ernie Bremer, 1963-65
3.	260	Dave Williams, 1980-82
4.	252	J. Baker, 1995-98
5.	245	Dan Rebsch, 1971-73
6.	237	Dick Boron, 1966-68
7.	232	David Thomas, 1991-94
8.	189	Dustin Cohen, 1996-99
9.	154	Dick Adams, 1969-70
10.	150	Joey Hudson, 2005-08

Punt Return Yards

1.	1,677	Ryne Robinson, 2003-06
2.	925	Eddie Tillitz, 1999-2002
3.	858	Dick Adams, 1968-70
4.	635	Tremayne Banks, 1993-96
5.	512	Eugene Harris, 2007-09
6.	489	Bob Clark, 1988-90
7.	424	James Shaw, 1965-67
8.	416	Tirrel Burton, 1953-55
9.	367	David Thomas, 1991-94
10.	304	Jack Arthur, 1983-86

Kickoff Return Yards

1.	1,950	Jamal Rogers, 2007-pres.
2.	1,826	Milt Bowen, 1999-2002
3.	1,377	Milt Stegall, 1988-91
4.	1,338	DeMarrio Jones, 1997-00
5.	1,304	Mark Hunter, 1976-79
6.	1,156	Maurice Thomas, 2015-PR
7.	1,090	Don Treadwell, 1979-81
8.	1,000	Korey Kirkpatrick, 2000-04
9.	901	Eric Henderson, 1992-95
10.	888	John Pont, 1949-51

Solo Tackles

1.	313	Matt Pusateri, 2001-04
2.	297	Curt McMillan, 1989-92
3.	288	Johnnie Williams, 1992-95
4.	272	Tim Colleran, 1982-84
5.	264	Mark Hatgas, 1975-78
6.	258	Terrell Jones, 2000-03
7.	254	Brad Cousino, 1972-74
8.	251	Dustin Cohen, 1996-99
9.	230	Joe Farais, 1976-78
10.	227	Matt Robillard, 1999-02

Assisted Tackles

1.	278	Curt McMillan, 1989-92
2.	269	Kent McCormick, 1977-80
3.	262	Mark Hatgas, 1975-78
4.	261	Brad Cousino, 1972-74
5.	236	Johnnie Williams, 1992-95
	236	Marc Smith, 1970-71
7.	225	Dee Osborne, 1993-96
8.	206	John Lyons, 1979-82
9.	203	Jim Feucht, 1973-75
10.	200	Dustin Cohen, 1996-99

Total Tackles

1.	575	Curt McMillan, 1989-92
2.	526	Mark Hatgas, 1975-78
3.	524	Johnnie Williams, 1992-95
4.	515	Brad Cousino, 1972-74
5.	488	Kent McCormick, 1977-80
6.	485	Matt Pusateri, 2001-04
7.	464	Tim Colleran, 1982-84
8.	451	Dustin Cohen, 1996-99
9.	424	Terrell Jones, 2000-03
10.	401	Joe Farais, 1976-78

Tackles for Loss

1.	77	Brian Pillman, 1981-83
2.	68	JoJuan Armour, 1995-98
3.	56	Jon Wauford, 1988-91
4.	55	Brad Cousino, 1972-74
	52	Andrew Marlatt, 1984-87
	52	John Zupancic, 1978-81
7.	51	Dustin Cohen, 1996-99
8.	42	Andy Howard, 1988-91
9.	41	Phil Smith, 2000-03
10.	40	Greg Sullivan, 1976-78

Tackle for Loss Yards

1.	346	Brian Pillman, 1981-83
2.	298	Jon Wauford, 1988-91
3.	297	JoJuan Armour, 1995-98
4.	288	John Zupancic, 1978-81
5.	266	Greg Sullivan, 1976-78
6.	254	Brad Cousino, 1972-74
7.	230	Andrew Marlatt, 1984-87
8.	202	Dustin Cohen, 1996-99
	202	Andy Howard, 1988-91
10.	186	Phil Smith, 2000-03
	186	Mark Lucas, 1980-83

Pass Sacks

1.	35	Jon Wauford, 1988-91
2.	26	Andy Howard, 1988-91
3.	24.5	JoJuan Armour, 1995-98
	24.5	JT Jones, 2013-16
5	20	Dustin Cohen, 1996-99
6.	19.5	Phil Smith, 2000-03
	19.5	Joe Coniglio, 2005-08
8.	19	Mel Edwards, 1972-75
9.	18	Dave Brown, 1982-86
10.	17	Andy Aracri, 1997-00
	17	Curt McMillan, 1989-92
	17	Andrew Marlatt, 1984-87

Pass Sack Yards

1.	240	Jon Wauford, 1988-91
2.	161	Andy Howard, 1988-91
3.	160	JoJuan Armour, 1995-98
4.	146	JT Jones, 2013-16
5.	135	Dustin Cohen, 1996-99
6.	130	Joe Coniglio, 2005-08
7.	121	Phil Smith, 2000-03
8.	118	Craig Mester, 2004-07
9.	108	Andrew Marlatt, 1984-87
10.	104	Scott Frazier, 1988-91

Tackles for loss not available prior to 1973
Pass sacks not available prior to 1984

Career Milestone Achievers

2,000-YARD RUSHERS

1. TRAVIS PRENTICE 5,596

Year	Att.	Yds.	Avg.	TD
1996	123	601	4.9	12
1997	296	1,549	5.2	25
1998	365	1,787	4.9	19
1999	354	1,659	4.7	17
Totals	1,138	5,596	4.9	73

2. DELAND McCULLOUGH 4,368

Year	Att.	Yds.	Avg.	TD
1992	227	1,026	4.5	6
1993	174	612	3.5	8
1994	227	1,103	4.9	8
1995	321	1,627	5.1	14
Totals	949	4,368	4.6	36

3. GEORGE SWARN 4,172

Year	Att.	Yds.	Avg.	TD
1983	52	267	5.1	0
1984	269	1,282	4.8	5
1985	309	1,511	4.9	12
1986	251	1,112	4.4	5
Totals	881	4,172	4.7	22

4. BOB HITCHENS 3,118

Year	Att.	Yds.	Avg.	TD
1971	271	1,157	4.3	13
1972	326	1,370	4.2	15
1973	176	591	3.4	6
Totals	773	3,118	4.0	34

5. JAY PETERSON 2,874

Year	Att.	Yds.	Avg.	TD
1980	73	264	3.6	1
1981	134	611	4.6	8
1982	271	1,157	4.3	8
1983	224	842	3.8	4
Totals	702	2,874	4.1	21

6. GREG JONES 2,839

Year	Att.	Yds.	Avg.	TD
1978	136	718	5.3	4
1979	7	35	5.0	0
1980	201	952	4.7	8
1981	253	1,134	4.5	8
Totals	597	2,839	4.8	20

7. ROB CARPENTER 2,789

Year	Att.	Yds.	Avg.	TD
1973	9	47	5.2	0
1974	139	656	4.7	12
1975	235	1,022	4.3	11
1976	240	1,064	4.4	3
Totals	623	2,789	4.5	26

8. JOHN PONT 2,457

Year	Att.	Yds.	Avg.	TD
1949	128	977	7.6	7
1950	96	597	6.2	7
1951	131	883	6.7	11
Totals	355	2,457	6.9	25

9. TERRY CARTER 2,400

Year	Att.	Yds.	Avg.	TD
1990	197	858	4.4	5
1991	142	554	3.9	2
1992	7	24	3.4	0
1993	141	577	4.1	0
1994	84	387	4.6	2
Totals	571	2,400	4.2	9

10. MARK HUNTER 2,396

Year	Att.	Yds.	Avg.	TD
1976	11	54	4.9	0
1977	170	809	4.8	5
1978	210	1,046	5.0	10
1979	135	487	3.6	9
Totals	526	2,396	4.6	24

11. LUKE CLEMENS 2,367

Year	Att.	Yds.	Avg.	TD
2001	109	431	4.0	1
2002	223	1009	4.5	16
2003	16	28	1.8	0
2004	213	899	4.2	12
Totals	531	2,367	4.2	29

12. SHERMAN SMITH 2,187

Year	Att.	Yds.	Avg.	TD
1972	28	111	4.0	1
1973	106	427	4.0	0
1974	161	711	6.7	7
1975	208	938	4.5	11
Totals	503	2,187	4.3	19

13. TOM PAGNA 2,078

Year	Att.	Yds.	Avg.	TD
1951	70	328	4.7	1
1952	155	1,064	6.9	13
1953	107	706	6.6	9
Totals	332	2,098	6.3	23

3,000-YARD PASSERS

1. ZAC DYSERT 12,013

Year	Cmp.	Att.	Pct.	Yds.	TD
2009	247	401	.616	2,611	12
2010	222	343	.647	2,406	13
2011	295	448	.658	3,513	23
2012	302	480	.629	3,483	25
Totals	1,066	1,672	.638	12,013	73

2. BEN ROETHLISBERGER 10,829

Year	Cmp.	Att.	Pct.	Yds.	TD
2001	241	381	.633	3,105	25
2002	271	428	.633	3,238	22
2003	342	495	.691	4,486	37
Totals	854	1,304	.655	10,829	84



Mike Bath was the first Miami quarterback to surpass 6,000 career yards passing. As a sophomore in 1998, he helped Miami to a 10-1 record, including an upset of No. 12 North Carolina in his first career start.

3. JOSH BETTS 7,029

Year	Cmp.	Att.	Pct.	Yds.	TD
2002	7	17	.412	93	3
2003	19	36	.528	263	1
2004	267	442	.604	3,495	23
2005	248	434	.571	3,178	27
Totals	541	929	.582	7,029	54

4. MIKE BATH 6,524

Year	Cmp.	Att.	Pct.	Yds.	TD
1997	9	15	.600	84	0
1998	108	209	.517	1,500	12
1999	138	295	.468	2,525	24
2000	189	384	.492	2,415	13
Totals	444	903	.492	6,524	49

5. SAM RICKETTS 5,870

Year	Cmp.	Att.	Pct.	Yds.	TD
1994	63	116	.543	734	6
1995	108	211	.512	1,337	14
1996	125	234	.534	1,333	8
1997	188	324	.580	2,466	16
Totals	484	885	.547	5,870	44

6. DANIEL RAUDABAUGH 5,352

Year	Cmp.	Att.	Pct.	Yds.	TD
2006	31	60	.517	291	1
2007	209	382	.547	2,431	12
2008	201	343	.586	1,960	8
2009	70	131	.534	670	3
Totals	511	916	.558	5,352	24

7. NEIL DOUGHERTY 4,074

Year	Cmp.	Att.	Pct.	Yds.	TD
1991	39	66	.591	436	5
1992	148	291	.509	1,486	6
1993	27	53	.509	392	4
1994	120	201	.597	1,431	10
1995	31	67	.463	329	2
Totals	365	678	.538	4,074	27

8. TERRY MORRIS 3,836

Year	Cmp.	Att.	Pct.	Yds.	TD
1985	121	202	.599	1,471	6
1986	193	308	.627	2,365	19
Totals	314	510	.616	3,836	25

9. LARRY FORTNER 3,667

Year	Cmp.	Att.	Pct.	Yds.	TD
1976	88	202	.436	1,219	7
1977	109	186	.586	1,473	15
1978	80	166	.482	975	5
Totals	277	554	.500	3,667	27

10. ANDREW HENDRIX 3,280

Year	Cmp.	Att.	Pct.	Yds.	TD
2014	222	458	.485	3,280	23
Totals	222	458	.485	3,280	23

11. MIKE KOKAL 3,175

Year	Cmp.	Att.	Pct.	Yds.	TD
2004	9	16	.562	109	0
2005	6	11	.545	30	0
2006	208	355	.586	2,419	14
2007	55	99	.556	615	1
Totals	278	481	.570	3,175	15

12. MEL OLIX 3,035

Year	Cmp.	Att.	Pct.	Yds.	TD
1946	Records incomplete				
1947	Records incomplete				
1948	47	105	.448	939	12
1949	67	145	.462	837	8
Totals	197	409	.482	3,035	28

13. ERNIE KELLERMANN 3,011

Year	Cmp.	Att.	Pct.	Yds.	TD
1962	61	133	.459	856	7
1963	68	134	.507	895	8
1964	88	149	.591	1,260	8

Career Milestone Achievers

1,000-YARD RECEIVERS

1. RYNE ROBINSON 3,697

Year	Rec.	Yds.	Avg.	TD
2003	28	468	16.7	2
2004	64	932	14.6	4
2005	75	1,119	14.9	8
2006	91	1,178	12.9	8
Totals	258	3,697	14.3	22

2. NICK HARWELL 3,166

Year	Rec.	Yds.	Avg.	TD
2010	64	871	13.6	6
2011	97	1,425	14.7	9
2012	68	870	12.8	8
Totals	229	3,166	13.8	23

3. MARTIN NANCE 3,131

Year	Rec.	Yds.	Avg.	TD
2002	12	189	15.8	0
2003	90	1,498	16.6	11
2004	25	337	13.5	1
2005	81	1,107	13.7	14
Totals	208	3,131	15.1	26

4. MICHAEL LARKIN 2,772

Year	Rec.	Yds.	Avg.	TD
2001	37	672	18.2	5
2002	39	436	11.2	8
2003	67	832	12.4	11
2004	57	832	14.6	8
Totals	200	2,772	13.9	32

5. ARMAND ROBINSON 2,550

Year	Rec.	Yds.	Avg.	TD
2007	33	471	14.3	3
2008	16	229	14.3	2
2009	67	788	11.8	4
2010	94	1,062	11.3	6
Totals	210	2,550	12.1	15

6. TREVOR GAYLOR 2,131

Year	Rec.	Yds.	Avg.	TD
1996	8	75	9.4	0
1997	29	375	12.9	4
1998	38	653	17.2	5
1999	53	1,028	19.4	11
Totals	128	2,131	16.6	20

7. CHRIS GIVENS 2,121

Year	Rec.	Yds.	Avg.	TD
2007	25	430	17.2	2
2008	35	513	14.7	7
2009	11	98	8.9	0
2010	26	385	14.8	1
2011	60	695	11.6	5
Totals	157	2,121	13.5	15

8. ROKEEM WILLIAMS 1,830

Year	Rec.	Yds.	Avg.	TD
2013	7	104	14.9	1
2014	35	682	19.5	3
2015	33	543	16.5	2
2016	26	501	19.3	3
Totals	101	1830	18.1	9

9. JAY HALL 1,778

Year	Rec.	Yds.	Avg.	TD
1995	12	148	12.3	2
1996	24	303	12.6	5
1997	54	861	15.9	6
1998	31	466	15.0	4
Totals	121	1,787	14.7	17

9. JAMES GARDNER 1,763

Year	Rec.	Yds.	Avg.	TD
2015	3	72	24.0	0
2016	45	750	16.7	6
2017	47	927	19.7	11
Totals	96	1,763	18.4	18

10. DUSTIN WOODS 1,730

Year	Rec.	Yds.	Avg.	TD
2006	25	506	20.2	4
2007	40	603	15.1	1
2008	35	377	10.8	5
2009	20	244	12.2	1
Totals	120	1,730	14.4	11

11. ANDY CRUSE 1,662

Year	Rec.	Yds.	Avg.	TD
2009	18	248	13.8	2
2010	25	342	13.7	2
2011	43	391	9.1	4
2012	74	681	9.2	6
Totals	160	1,662	10.4	14

12. TREMAYNE BANKS 1,622

Year	Rec.	Yds.	Avg.	TD
1994	22	272	12.4	3
1995	44	733	16.7	5
1996	52	617	11.9	2
Totals	118	1,622	13.7	10

13. JASON BRANCH 1,611

Year	Rec.	Yds.	Avg.	TD
1999	4	76	19.0	1
2000	31	465	15.0	4
2001	46	565	12.3	6
2002	40	505	12.6	7
Totals	121	1,611	13.3	18

14. ANDY SCHILLINGER 1,609

Year	Rec.	Yds.	Avg.	TD
1984	11	80	7.3	0
1986	46	955	20.8	12
1987	39	574	14.7	3
Totals	96	1,609	16.8	15

15. MILT STEGALL 1,581

Year	Rec.	Yds.	Avg.	TD
1988	4	76	19.0	0
1989	25	426	17.0	3
1990	32	590	18.4	4
1991	45	489	10.9	1
Totals	106	1,581	14.9	8

16. SLY JOHNSON 1,576

Year	Rec.	Yds.	Avg.	TD
1997	20	349	17.5	3
1998	11	131	11.9	0
1999	16	476	29.8	4
2000	37	620	16.8	5
Totals	84	1,576	18.8	12

17. DON TREADWELL 1,540

Year	Rec.	Yds.	Avg.	TD
1978	5	93	18.6	0
1979	17	395	23.2	3
1980	30	661	22.0	6
1981	21	391	18.6	3
Totals	73	1,540	21.1	12

18. TOM MURPHY 1,532

Year	Rec.	Yds.	Avg.	TD
1983	39	610	15.6	4
1984	32	492	15.4	2
1985	29	430	14.8	1
Totals	100	1,532	15.3	7

19. DAVID FRAZIER 1,488

Year	Rec.	Yds.	Avg.	TD
2011	11	86	7.8	0
2012	9	151	16.8	1
2013	28	302	10.8	2
2014	59	949	16.1	5
Totals	107	1488	13.9	8

20. JOHN ERISMAN 1,425

Year	Rec.	Yds.	Avg.	TD
1964	25	392	15.7	2
1965	32	433	13.5	3
1966	41	600	14.6	9
Totals	98	1,425	14.5	14

21. JEREMY PATTERSON 1,417

Year	Rec.	Yds.	Avg.	TD
1991	23	303	13.2	6
1992	31	370	11.9	3
1993	30	356	11.9	3
1994	25	388	15.5	6
Totals	109	1,417	13.0	18

22. MIKE PALIJA 1,400

Year	Rec.	Yds.	Avg.	TD
1968	12	194	16.2	1
1969	43	567	13.2	2
1970	41	639	15.6	6
Totals	96	1,400	14.6	9

25. SAM MARTIN 1,383

Year	Rec.	Yds.	Avg.	TD
2014	22	321	14.6	5
2015	29	542	18.7	2
2016	7	134	19.1	1
2017	25	359	14.4	3
Totals	85	1,383	16.3	11

23. EDDIE TILLITZ 1,322

Year	Rec.	Yds.	Avg.	TD
2000	39	387	9.9	1
2001	43	577	13.4	5
2002	31	358	11.4	2
Totals	113	1,322	11.7	8

24. JAMAL ROGERS 1,215

Year	Rec.	Yds.	Avg.	TD
2007	19	173	9.1	1
2008	42	359	8.5	0
2009	54	505	9.4	3
2010	19	178	9.4	1
Totals	134	1,215	9.1	5

25. RYAN SMITH 1,195

Year	Rec.	Yds.	Avg.	TD
2014	5	88	17.6	0
2015	21	251	12.0	5
2016	31	356	11.5	5
2017	35	454	13.0	4
Totals	94	1,195	12.7	14

26. KEITH DUMMITT 1,130

Year	Rec.	Yds.	Avg.	TD
1979	22	352	16.0	1
1980	12	310	25.8	3
1981	9	135	15.0	1
1982	25	333	13.3	2

Single-Game Milestone Achievers



Terry Carter rolled for 250 yards rushing in a 1990 defeat of Ohio.



Mike Bates put the ball in the air 65 times versus Toledo in 1987.

150-YARD RUSHING GAMES

376 by Travis Prentice vs. Akron, 1999 (41)
326 by George Swarn at Eastern Michigan, 1985 (41)
250 by Terry Carter at Ohio, 1990 (26)
239 by Travis Prentice vs. Northern Illinois, 1997 (22)
239 by George Swarn at Western Michigan, 1984 (29)
237 by Travis Prentice vs. Ohio, 1998 (44)
232 by Al Moore vs. Ohio, 1967 (36)
227 by Travis Prentice vs. Toledo, 1998 (37)
227 by Travis Prentice at Ohio, 1997 (41)
222 by Steve Little at Buffalo, 2000 (35)
218 by Bob Hitchens at South Carolina, 1972 (45)
212 by Tom Pagna at Marquette, 1952 (25)
210 by Chris Alexander vs. Bowling Green, 1989 (27)
209 by Travis Prentice at Bowling Green, 1999 (34)
208 by Deland McCullough at Central Michigan, 1994 (35)
206 by Deland McCullough at Ohio, 1994 (32)
205 by Ty King vs. Kent State, 1996 (24)
203 by Travis Prentice vs. Marshall, 1997 (30)
199 by Tim Fortney vs. Bowling Green, 1970 (43)
199 by Tim Fortney vs. Dayton, 1969 (30)
197 by Travis Prentice vs. Kent State, 1998 (25)
196 by Deland McCullough at Kent State, 1995 (32)
196 by Greg Jones vs. Cincinnati, 1978 (20)
195 by Deland McCullough at Central Michigan, 1995 (42)
194 by George Swarn at Cincinnati, 1984 (30)
192 by Sherman Smith vs. Ball State, 1975 (29)
190 by Greg Jones at Marshall, 1978 (19)
189 by Greg Jones vs. Kent State, 1980 (26)
186 by Greg Jones at Bowling Green, 1981 (45)
185 by Deland McCullough vs. Akron, 1995 (28)
184 by Brandon Murphy vs. Akron, 2005 (26)
184 by Bob Hitchens at Marshall, 1972 (44)
184 by Bob Hitchens at Cincinnati, 1972 (26)
183 by Cal Murray at Ball State, 2001 (25)
182 by Thomas Merriweather vs. Temple, 2010 (22)
181 by Rob Carpenter vs. Toledo, 1974 (21)
180 by Deland McCullough vs. Toledo, 1995 (41)
180 by George Swarn at Ball State, 1985 (22)
179 by Travis Prentice at Northern Illinois, 1998 (36)
179 by George Swarn vs. Ohio, 1985 (30)
179 by Rob Carpenter vs. Ball State, 1975 (35)
178 by George Swarn at Cincinnati, 1986 (23)
178 by John Pont at Virginia, 1949 (21)
177 by Bob Hitchens at Ohio, 1972 (39)
175 by Sherman Smith at Western Michigan, 1975 (27)
174 by Rob Carpenter vs. Western Michigan, 1976 (37)
173 by Brandon Murphy at Eastern Michigan, 2005 (33)
173 by Deland McCullough at Ohio, 1995 (31)
172 by Brandon Murphy at Kent State, 2005 (31)
172 by Bob Hitchens at Xavier, 1971 (28)
172 by Tom Troxell at Marshall, 1955 (9)
171 by Luke Clemens vs. Kent State, 2002 (35)
170 by Jay Peterson vs. William & Mary, 1982 (20)
169 by Jay Peterson at Northwestern, 1982 (36)
169 by Tom Pagna vs. Xavier, 1952 (20)
167 by Greg Jones vs. Kent State, 1981 (37)
166 by Dave Thelen vs. Ohio, 1957 (14)
165 by Travis Prentice at West Virginia, 1999 (29)
165 by Jay Peterson vs. Toledo, 1982 (33)
165 by Mark Hunter vs. Kent State, 1978 (27)
165 by John Pont at Western Michigan, 1951 (17)
164 by Travis Prentice at Army, 1998 (37)
164 by Greg Jones at William & Mary, 1981 (19)
163 by Travis Prentice vs. Buffalo, 1999 (29)
163 by Terry Carter vs. Eastern Michigan, 1991 (18)
163 by George Swarn vs. Kent State, 1985 (27)
163 by Kaiser Holman vs. Ball State, 1979 (17)
163 by Randy Walker vs. Toledo, 1975 (27)
162 by Travis Prentice at North Carolina, 1998 (37)
160 by Luke Clemens at Western Michigan, 2004 (29)
160 by Randy Walker vs. Ohio, 1973 (38)
159 by George Swarn vs. Central Michigan, 1986 (24)
159 by Bob Hitchens at Western Michigan, 1971 (37)
159 by Cleveland Dickerson vs. Western Michigan, 1968 (31)
158 by Ty King at Eastern Michigan, 1996 (27)
157 by Travis Prentice vs. Akron (30)
157 by Chuck Varner vs. Florida, 1973 (28)
156 by Mark Hunter at Toledo, 1978 (21)
155 by Ken Watson at Cincinnati, 1971 (20)
154 by Greg Jones at Eastern Michigan, 1981 (26)
154 by Tom Pagna at Ohio, 1952 (17)
153 by Rob Carpenter vs. Kent State, 1975 (33)
151 by Travis Prentice at Northwestern, 1999 (33)
150 by Ty King at Bowling Green, 1995 (19)

Numbers in parentheses indicate total rushes

300-YARD PASSING GAMES

525 by Ben Roethlisberger vs. Northern Illinois, 2002 (41-61)
516 by Zac Dysert at Akron, 2012 (34-49)
455 by Zac Dysert vs. Kent State, 2012 (37-50)
452 by Ben Roethlisberger at Hawai'i, 2001 (40-53)
440 by Ben Roethlisberger at Bowling Green, 2003 (26-35)
437 by Andrew Hendrix vs. UMass, 2014 (32-58)
426 by Zac Dysert at Temple, 2009 (31-51)
416 by Josh Betts at Cincinnati, 2004 (26-43)
413 by Zac Dysert vs. Western Michigan, 2011 (42-54)
409 by Ben Roethlisberger at Kent State, 2003 (28-44)
399 by Zac Dysert at Central Michigan, 2010 (29-47)
399 by Ben Roethlisberger vs. Akron, 2001 (23-40)
395 by Josh Betts vs. Central Michigan, 2005 (27-46)
380 by Gus Ragland vs. Ball State, 2016 (26-35)
379 by Josh Betts at Temple, 2005 (28-40)
377 by Ben Roethlisberger vs. Cincinnati, 2003 (31-49)
376 by Ben Roethlisberger vs. Louisville, 2003 (21-33)
372 by Zac Dysert at Ohio, 2011 (35-53)
369 by Andrew Hendrix at Central Michigan, 2014 (24-41)
369 by Ben Roethlisberger vs. Akron, 2003 (31-47)
364 by Zac Dysert vs. Temple, 2011 (28-37)
359 by Josh Betts vs. Cincinnati, 2005 (22-35)
359 by Andrew Hendrix vs. Eastern Kentucky, 2014 (25-52)
358 by Mike Bath at Vanderbilt, 2000 (24-41)
355 by Mike Kokal at Purdue, 2006 (26-43)
353 by Ben Roethlisberger at Northwestern, 2003 (28-37)
352 by Mike Bath vs. Cincinnati, 1999 (21-41)
352 by Andrew Hendrix at Akron, 2014 (24-41)
350 by Billy Bahl at Ohio, 2017 (28-51)
349 by Josh Betts at Western Michigan, 2004 (23-33)
348 by Zac Dysert vs. Northern Illinois, 2009 (27-38)
344 by Zac Dysert vs. Toledo, 2009 (31-51)
343 by Ben Roethlisberger vs. Iowa, 2002 (33-51)
343 by Zac Dysert at Central Michigan, 2012 (26-43)
342 by Zac Dysert vs. Army, 2011 (24-37)
341 by Mike Bates at Toledo, 1987 (38-65)
337 by Zac Dysert at Kent State, 2009 (31-53)
333 by Austin Boucher vs. Northern Illinois, 2010 (29-46)
333 by Zac Dysert at Toledo, 2011 (24-37)
332 by Zac Dysert vs. Ohio, 2010 (21-36)
330 by Ben Roethlisberger at Colorado State, 2003 (29-38)
327 by Ben Roethlisberger at UCF, 2003 (24-29)
325 by Zac Dysert at Minnesota, 2011 (27-47)
324 by Mike Kokal vs. Northern Illinois, 2006 (21-29)
322 by Ben Roethlisberger at Ohio, 2001 (24-37)
321 by Terry Morris at Cincinnati, 1986 (22-38)
319 by Daniel Raudabaugh vs. Charleston Southern, 2008 (19-30)
319 by Daniel Raudabaugh vs. Charleston Southern, 2008 (19-30)
318 by Andrew Hendrix vs. Marshall, 2014 (24-49)
314 by Daniel Raudabaugh at Temple, 2007 (33-57)
313 by Zac Dysert vs. Buffalo, 2011 (20-25)
313 by Sam Ricketts at Kent State, 1997 (22-30)
312 by Mike Bath at West Virginia, 1999 (16-38)
311 by Zac Dysert vs. Ohio, 2012 (21-36)
309 by Mike Bath at Bowling Green, 1999 (15-22)
306 by Josh Betts at Buffalo, 2004(25-36)
305 by Daniel Raudabaugh vs. Charleston Southern, 2008 (19-30)
305 by Ben Roethlisberger at Bowling Green, 2001 (15-25)
304 by Josh Betts at Toledo, 2004 (20-33)
303 by Zac Dysert at Ohio State, 2012 (31-53)
303 by Zac Dysert at Cincinnati, 2012 (25-49)

Numbers in parentheses indicate completions and attempts

Single-Game Milestone Achievers

150-YARD RECEIVING GAMES

229 by Nick Harwell vs. Temple, 2011 (15)
219 by Nick Harwell vs. Ohio, 2010 (11)
215 by Nick Harwell at Central Michigan, 2012 (11)
208 by Dawan Scott at Akron, 2012 (11)
198 by Jeremy Patterson vs. SW Louisiana, 1993 (10)
186 by Nick Harwell vs. Army, 2011 (10)
184 by Sly Johnson vs. Eastern Michigan, 1999 (6)
181 by Martin Nance at Kent State, 2003 (10)
181 by Tom Murphy at Bowling Green, 1983 (9)
180 by Ryne Robinson at Western Michigan, 2006 (10)
179 by Andy Cruse at Central Michigan, 2010 (8)
178 by Dustin Woods vs. Northern Illinois (8)
176 by Armond Robinson vs. Northern Illinois, 2010 (14)
169 by Martin Nance vs. Louisville, 2003 (9)
169 by Martin Nance vs. Bowling Green, 2003 (10)
168 by Trevor Gaylor vs. Cincinnati, 1999 (8)
166 by James Gardner at Ohio (10)
166 by Sly Johnson at Northwestern, 1999 (4)
165 by Trevor Gaylor vs. Buffalo, 1999 (5)
163 by Nick Harwell at Ohio, 2011 (14)
162 by David Frazier versus Cincinnati, 2014 (5)
162 by Nick Harwell at Minnesota, 2011 (12)
161 by Ryne Robinson at Purdue, 2006 (9)
161 by Martin Nance at UCF, 2003 (9)
156 by Andy Schillinger at Toledo, 1987 (13)
154 by Tremayne Banks vs. Eastern Michigan, 1995 (7)
153 by Ryne Robinson at Buffalo, 2004 (10)
153 by Trevor Gaylor at Bowling Green, 1999 (6)
153 by Trevor Gaylor at West Virginia, 1999 (6)
152 by Ryne Robinson vs. Central Michigan, 2005 (8)
152 by Gordon Benning vs. Bowling Green, 1993 (3)
152 by Tom Murphy vs. Western Michigan, 1983 (8)
150 by John Erisman at Cincinnati, 1966 (7)

Numbers in parentheses indicate receptions

Sly Johnson averaged 30.7 yards per catch in a 1999 career day at Eastern Michigan.

MIAMI IN THE NCAA RECORD BOOKS

Led by former running back Travis Prentice (1996-99), who owns five NCAA records by himself, and held more at the time of his graduation, Miami's football tradition has placed its name throughout the NCAA record books. Following are the known records held by Miami's teams and individuals.

TEAM NCAA RECORDS

Fewest fumbles lost in a season: 1, 1998—tied with two others

Fewest fumbles lost in two seasons: 3, 1998-99

Fewest turnovers in a season: 8, 1966—tied with two others

Most points in 60 seconds: 21 vs. Akron, Oct. 15, 2005

Forced Fumbles: 7 vs. Buffalo, Nov. 5, 2005; 7 at North Carolina, Aug. 31, 2002—tied with two others.

Team with 4,000-yard passer and 1,000-yard rusher: 2003—tied with six others.

In 2016 Miami became the first team in NCAA history to begin a season 0-6 and win its final six games

Records listed in the *Official 2016 NCAA Football Records Book*

INDIVIDUAL NCAA RECORDS

Most consecutive rushes in a season without losing a fumble: 365, Travis Prentice (1998)

Most consecutive rushes in a career without losing a fumble: 862, Travis Prentice (1997-99)

Most seasons gaining 1,500 or more yards rushing: 3, Travis Prentice (1997-99)—tied with two others.

Most rushing touchdowns career: 73, Travis Prentice (1996-99)

Most games scoring two or more touchdowns in a career: 25, Travis Prentice (1996-99)

Most passes intercepted in a game: 5, Dan Rebsch vs. Western Michigan, Nov. 4, 1972—tied with four others

Most interceptions returned for touchdowns by a linebacker in a career: 4, Dustin Cohen (1996-99)—tied with one other

Most punt returns per game for a season: 5.5, Dick Adams (1970)

Longest Plays

Gary Layton booted the two longest punts in Miami history and three of the Top 10.

PASSES

94 (t) from Mike Bath to Sly Johnson vs. Eastern Michigan, 1999
91 (t) from Mike Bath to Sly Johnson at Vanderbilt, 2000
91 (t) from Chuck Hauck to Don Treadwell at Kent State, 1979
88 (t) from Danny Smith to Gordon Benning vs. Bowling Green, 1993
88 (t) from Ernie Kellermann to Bob Jencks at Purdue, 1962
86 (t) from Chuck Hauck to Keith Dummitt at Ball State, 1980
85 (t) from Kent Thompson to Gary Arthur vs. Ohio, 1969
84 (t) from Mike Bath to Trevor Gaylor vs. Buffalo, 1999
82 (t) from Terry Morris to Andy Schillinger at LSU, 1986
81 from Zac Dysert to Nick Harwell vs. Ohio, 2010
81 (t) from Ben Roethlisberger to Mike Larkin at Bowling Green, 2001
81 (t) from Trevor Gaylor to Travis Prentice at West Virginia, 1999
81 (t) from Jim Clement to Milt Stegall vs. Eastern Michigan, 1990

RUNS

98 (t) by George Swarn at Western Michigan, 1984
96 (t) by Thomas Merriweather vs. Temple, 2010
96 (t) by Ty King vs. Kent State, 1996
92 (t) by Scott Tyler vs. Marshall, 1963
90 (t) by Jay Peterson vs. Ohio, 1981
90 (t) by Greg Jones vs. Kent State, 1980
90 (t) by James Bailey at Ohio, 1950
87 (t) by George Swarn at Ball State, 1985
87 (t) by Greg Jones at William & Mary, 1981
85 (t) by Chris Thomas vs. Kent State, 1985
85 (t) by James Bailey at Western Reserve, 1950

(t)—touchdown

FIELD GOALS

55 by Trevor Cook vs. Toledo, 2009
54 by Chad Seitz at Michigan, 1995
53 by Gary Gussman at Cincinnati, 1987
52 by Chad Seitz vs. Western Michigan, 1994
52 by Gary Gussman at Central Michigan, 1987
52 by Dave Draudt at Kent State, 1973
52 by Bob Jencks vs. Bowling Green, 1962
52 by Kaleb Patterson at Western Michigan, 2014
51 by Kaleb Patterson versus Bowling Green, 2013
50 by Chuck Konrad at Minnesota, 1988
50 by Gary Gussman at Ball State, 1985
49 by Kaleb Patterson at Cincinnati, 2014
49 by Trevor Cook at Cincinnati, 2006
49 by Andy Brumbergs at Ohio State, 2000
49 by Chuck Konrad at Oklahoma State, 1988
49 by Gary Gussman at Northern Illinois, 1984

PUNTS

84 by Zac Murphy vs. Cincinnati, 2013
78 by Gary Layton at Bowling Green, 1994
75 by Gary Layton at Toledo, 1993
74 by Josh Richardson at Michigan, 2008
74 by Kent McCullough at Marshall, 1998
74 by Chris Ondrula at Toledo, 1989
74 by Zac Murphy at Buffalo, 2012
73 by Jake Richardson at Northern Illinois, 2008
73 by Chuck Konrad at Ohio, 1988
73 by Dick Adams at Bowling Green, 1970
72 by Kent McCullough at Cincinnati, 1998
72 by Gary Layton vs. Eastern Michigan, 1993

PUNT RETURNS

96 (t) by Bill Neumeier vs. Bowling Green, 1962
86 (t) by Ryne Robinson vs. Buffalo, 2003
86 (t) by Robert Glover at Indiana, 1966
82 (t) by Eddie Tillitz at Eastern Michigan, 2000
82 (t) by John Pont vs. Dayton, 1949
80 (t) by Ryne Robinson at Cincinnati, 2006
80 (t) by Eddie Tillitz vs. Buffalo, 2001
76 (t) by Ryne Robinson vs. Buffalo, 2003
76 by Tremayne Banks at Ball State, 1996
75 (t) by Tirrel Burton at Marshall, 1955

KICKOFF RETURNS

100 (t) by Don Treadwell at Cincinnati, 1980
98 (t) by John Pont at Wichita, 1949
97 (t) by Randy Walker at Western Michigan, 1973
96 (t) by Milt Stegall vs. Ohio, 1991
96 (t) by Chris Thomas vs. Ball State, 1986
96 (t) by Dave Thelen at Ohio, 1956
95 (t) by Larry Harper vs. Cincinnati, 1973
95 (t) by Al Moore at Western Michigan, 1965
94 (t) by Tremayne Banks at Eastern Michigan, 1996
94 by Maurice Thomas at Cincinnati, 2016
92 by Milt Stegall vs. Toledo, 1990
92 (t) by Al Moore at Cincinnati, 1967
90 by Jamal Rogers at Ohio, 2007

INTERCEPTION RETURNS

97 (t) by Ernie Bremer at Dayton, 1963
91 (t) by J. Baker at Cincinnati, 1998
91 by Dave Williams vs. Eastern Michigan, 1982
88 (t) by Scott Frazier at Bowling Green, 1990
78 by Ben Bennett vs. Charleston Southern, 2008
76 (t) by Brison Burris vs. Buffalo, 2015
73 (t) by Cleon Plummer vs. Eastern Michigan, 1995
71 (t) by J. Baker at Ball State, 1998
67 (t) by Dustin Cohen vs. Kent State, 1998
65 (t) by John Busing at Ball State, 2003

100-Yard Rushers

Travis Prentice — 28

376 vs. Akron, 1999 (41)
239 vs. Northern Illinois, 1997 (22)
237 vs. Ohio, 1998 (44)
227 vs. Toledo, 1998 (37)
227 at Ohio, 1997 (41)
209 at Bowling Green, 1999 (34)
203 vs. Marshall, 1997 (30)
197 vs. Kent State, 1998 (25)
179 at Northern Illinois, 1998 (36)
165 at West Virginia, 1999 (29)
164 at Army, 1998 (37)
163 vs. Buffalo, 1999 (29)
162 at North Carolina, 1998 (37)
157 vs. Akron, 1997 (30)
151 at Northwestern, 1999 (33)
149 at Kent State, 1999 (43)
148 at Ball State, 1998 (34)
146 at Kent State, 1997 (27)
136 at Toledo, 1997 (31)
135 vs. Bowling Green, 1998 (32)
131 vs. Marshall, 1999 (27)
127 at Cincinnati, 1998 (29)
127 at Akron, 1998 (21)
125 vs. Central Michigan, 1996 (16)
116 vs. Eastern Michigan, 1999 (38)
113 vs. Ball State, 1997 (26)
103 at Bowling Green, 1997 (29)
102 vs. Kent, 1996 (18)

Deland McCullough — 24

208 at Central Michigan, 1994 (35)
206 at Ohio, 1994 (32)
196 at Kent State, 1995 (32)
195 at Central Michigan, 1995 (42)
185 vs. Akron, 1995 (28)
180 vs. Toledo, 1995 (41)
173 at Ohio, 1995 (31)
149 vs. Eastern Michigan, 1995 (30)
147 at Bowling Green, 1995 (19)
145 vs. Toledo, 1992 (27)
145 vs. Kent State, 1992 (21)
144 vs. Kent State, 1994 (20)
141 at Michigan, 1995 (28)
136 at Eastern Michigan, 1994 (35)
130 at Kent State, 1993 (27)
129 vs. Ohio, 1992 (33)
118 vs. Cincinnati, 1992 (25)
117 vs. Western Michigan, 1992 (32)
116 vs. Cincinnati, 1995 (27)
115 at Eastern Michigan, 1992 (23)
106 at Bowling Green, 1992 (24)
105 vs. Akron, 1994 (20)
102 vs. Central Michigan, 1992 (25)
100 vs. Ball State, 1995 (26)

George Swarn — 18

326 at Eastern Michigan, 1985 (41)
239 at Western Michigan, 1984 (29)
194 at Cincinnati, 1984 (30)
180 at Ball State, 1985 (22)
179 vs. Ohio, 1985 (30)
178 at Cincinnati, 1986 (23)
163 vs. Kent State, 1985 (27)
159 vs. Central Michigan, 1986 (24)
144 vs. Toledo, 1986 (28)
142 vs. Eastern Michigan, 1986 (34)
133 vs. Bowling Green, 1984 (25)
133 at Bowling Green, 1985 (29)
127 at Central Michigan, 1985 (39)
120 at Northern Illinois, 1986 (31)
121 vs. Western Michigan, 1985 (28)
110 at Kent State, 1986 (29)
107 vs. Cincinnati, 1985 (32)
104 at Northern Illinois, 1984 (26)

Bob Hitchens — 14

218 at South Carolina, 1972 (45)
184 at Marshall, 1972 (44)
184 at Cincinnati, 1972 (26)
177 at Ohio, 1972 (39)
172 at Xavier, 1971 (28)
159 at Western Michigan, 1971 (37)
143 vs. Dayton, 1972 (32)
138 vs. Cincinnati, 1971 (30)
131 vs. Xavier, 1972 (28)
131 at Kent State, 1971 (25)
126 vs. Ohio, 1971 (24)
122 at Bowling Green, 1973 (18)
117 at Pacific, 1971 (27)
111 vs. Western Michigan, 1972 (34)

Rob Carpenter — 14

181 vs. Toledo, 1974 (21)
179 vs. Ball State, 1975 (35)
174 vs. Western Michigan, 1976 (37)
153 vs. Kent State, 1975 (33)
146 at Toledo, 1976 (20)
146 at Bowling Green, 1976 (23)
140 vs. Cincinnati, 1975 (41)
122 vs. Marshall, 1975 (20)
120 vs. South Carolina, 1975 (29)
120 at Marshall, 1976 (29)
117 at Dayton, 1976 (28)
115 at Cincinnati, 1976 (22)
114 vs. Kent State, 1976 (27)
109 vs. Ohio, 1975 (24)

John Pont — 12

178 at Virginia, 1949 (21)
165 at Western Michigan, 1951 (17)
122 vs. Western Reserve, 1949 (9)
121 at Western Michigan, 1949 (15)
120 vs. Dayton, 1949 (11)
115 vs. Ohio, 1949 (19)
112 vs. Xavier, 1951 (9)
112 at Marquette, 1951 (15)
108 at Wichita, 1949 (14)
108 at Dayton, 1951 (15)
105 at Pittsburgh, 1949 (16)
102 vs. Dayton, 1950 (13)

Mark Hunter — 11

165 vs. Kent State, 1978 (27)
156 at Toledo, 1978 (21)
126 vs. Bowling Green, 1978 (25)
124 vs. Marshall, 1977 (15)
120 at Western Michigan, 1977 (23)
113 at Ohio, 1978 (21)
112 at Kent State, 1977 (16)
112 at Central Michigan, 1978 (9)
106 at Central Michigan, 1979 (27)

Mark Hunter totaled 11 100-yard rushing games from 1977-79.

103 at Yale, 1977 (20)
103 at Indiana, 1977 (16)

Greg Jones — 10

196 vs. Cincinnati, 1978 (20)
190 at Marshall, 1978 (19)
189 vs. Kent State, 1980 (26)
186 at Bowling Green, 1981 (45)
167 vs. Kent State, 1981 (37)
164 at William & Mary, 1981 (19)
154 at Eastern Michigan, 1981 (26)
149 at Syracuse, 1980 (18)
141 vs. Ohio, 1981 (33)
132 vs. Central Michigan, 1980 (18)

Jay Peterson — 10

170 vs. William & Mary, 1982 (20)
169 at Northwestern, 1982 (366)
165 vs. Toledo, 1982 (33)
149 at Cincinnati, 1982 (24)
147 vs. Northern Illinois, 1981 (30)
135 at Kent State, 1982 (21)
134 vs. Eastern Michigan, 1983 (34)
124 vs. Ohio, 1981 (8)
105 vs. Toledo, 1981 (23)
104 at Ball State, 1980 (31)

Tom Pagna — 8

212 at Marquette, 1952 (25)
169 vs. Xavier, 1952 (20)
154 at Ohio, 1952 (17)
143 at Dayton, 1953 (24)
139 vs. Toledo, 1952 (17)
135 at Marshall, 1953 (16)
130 vs. Dayton, 1952 (23)
126 at Toledo, 1953 (12)

Sherman Smith — 8

192 vs. Ball State, 1975 (29)
175 at Western Michigan, 1975 (27)
132 vs. Western Michigan, 1974 (16)
115 vs. Toledo, 1973 (20)
112 at Ohio, 1974 (21)
109 vs. Bowling Green, 1974 (25)
103 vs. Marshall, 1975 (9)
101 at Bowling Green, 1973 (15)

100-Yard Rushers

Luke Clemens — 8

171 vs. Kent State, 2002 (35)
160 at Western Michigan, 2004 (29)
140 at Akron, 2004 (26)
135 at Akron, 2002 (23)
114 at Cincinnati, 2002 (18)
111 vs. Cincinnati, 2001 (24)
108 at Marshall, 2002 (27)
100 vs. Western Michigan, 2001 (19)

Tim Fortney — 7

199 vs. Bowling Green, 1970 (43)
199 vs. Dayton, 1969 (30)
142 at Toledo, 1970 (35)
132 at Marshall, 1970 (36)
129 at Ohio, 1970 (13)
117 vs. Dayton, 1969 (30)
106 vs. Dayton, 1970 (38)

Terry Carter — 6

250 at Ohio, 1990 (26)
163 vs. Eastern Michigan, 1991 (18)
130 vs. Kent State, 1994 (19)
123 vs. Cincinnati, 1990 (23)
108 vs. Bowling Green, 1993 (26)
103 vs. Ball State, 1990 (28)

Kaiser Holman — 6

163 vs. Ball State, 1979 (17)
123 vs. Western Michigan, 1980 (30)
122 vs. Marshall, 1977 (15)
119 at Bowling Green, 1977 (21)
118 vs. Toledo, 1979 (22)
116 vs. Kent State, 1980 (23)

Ty King — 6

205 vs. Kent State, 1996 (24)
158 at Eastern Michigan, 1996 (27)
150 at Bowling Green, 1995 (19)
136 at Toledo, 1996 (32)
131 at Ball State, 1996 (33)
112 vs. Central Michigan, 1996 (15)

Steve Little — 6

222 at Buffalo, 2000 (35)
149 vs. Bowling Green, 2000 (25)
133 vs. Ohio, 2000 (25)
128 at Akron, 2000 (17)
122 at Hawai'i, 2001 (26)
103 at Marshall, 2000 (22)

Al Moore — 6

232 vs. Ohio, 1967 (36)
145 vs. Ohio, 1965 (30)
123 vs. Marshall, 1965 (20)
120 at Marshall, 1967 (15)
108 at Kent State, 1967 (18)
106 at Dayton, 1967 (22)

Cal Murray — 6

183 at Ball State, 2001 (25)
142 vs. Louisville, 2003 (15)
113 vs. Kent State, 2000 (14)
108 vs. Marshall, 2003 (19)
108 vs. Akron, 2003 (19)
101 vs. North Carolina, 2002 (23)

Randy Walker — 6

163 vs. Toledo, 1975 (27)
160 vs. Ohio, 1973 (38)
147 at Kentucky, 1974 (32)
136 vs. Marshall, 1974 (23)
123 at Ohio, 1974 (24)
103 vs. Eastern Michigan, 1974 (28)

Brandon Murphy — 6

184 vs. Akron, 2005 (26)
173 at Eastern Michigan, 2005 (33)
172 at Kent State, 2005 (31)
138 at Northern Illinois, 2005 (25)
123 at Ball State, 2007 (19)
120 vs. Cincinnati, 2005 (27)

Thomas Merriweather — 5

182 vs. Temple, 2010 (22)
141 vs. Akron, 2010 (17)
133 vs. Temple, 2008 (26)
105 vs. Eastern Michigan, 2010 (15)
100 vs. Middle Tennessee, 2010 (27)

Cleveland Dickerson — 4

159 vs. Western Michigan, 1968 (31)
105 vs. Cincinnati, 1968 (20)
103 at Toledo, 1968 (15)
100 vs. Toledo, 1969 (28)

Dave Thelen — 4

166 vs. Ohio, 1957 (14)
126 at Bowling Green, 1957 (24)
110 vs. Kent State, 1956 (19)
106 vs. Xavier, 1957 (16)

Chris Alexander — 4

210 vs. Bowling Green, 1989 (27)
134 vs. Toledo, 1988 (31)
122 vs. Cincinnati, 1988 (21)
105 vs. Ohio, 1989 (21)

Tirrel Burton — 4

124 vs. Toledo, 1955 (10)
122 vs. Xavier, 1955 (10)
115 vs. Western Michigan, 1953 (9)
102 at Dayton, 1955 (12)

James Bailey — 3

131 vs. Wichita, 1950 (15)
131 at Wichita, 1952 (15)
108 vs. Arizona State, 1950 (21)

Cory Jones — 3

125 vs. Syracuse, 2007 (12)
124 vs. Buffalo, 2007 (19)
103, at Ohio, 2007 (25)

Kent Thompson — 3

112 vs. Ohio, 1968 (14)
107 at Marshall, 1968 (9)
100 at Western Michigan, 1969 (26)

Kenny Young — 3

125 vs. Buffalo, 2017 (18)
118 at Bowling Green, 2016 (8)
113 vs. Bowling Green, 2017 (19)

Jerry Beckrest — 2

122 at Western Reserve, 1950 (9)
111 at Xavier, 1949 (4)

Paul Drennan — 2

116 vs. Ball State, 1979 (15)
112 vs. Central Michigan, 1980 (19)

Robert Glover — 2

128 at Xavier, 1968 (23)
103 at Tulane, 1967 (25)

Joseph Kozar — 2

123 at Western Michigan, 1966 (15)
118 vs. Toledo, 1965 (26)

John Moore — 2

112 vs. Villanova, 1960 (14)
108 at Toledo, 1960 (11)

George Scott — 2

122 vs. Toledo, 1956 (6)
104 at Western Michigan, 1958 (7)

Mike Smith — 2

118 at Colorado State, 2003 (15)
105 at Kent State, 2003 (20)

JR Taylor — 2

127 at Bowling Green, 2008 (18)
113 vs. Kent State, 2008 (20)

Scott Tyler — 2

139 vs. Marshall, 1963 (12)
103 vs. Cincinnati, 1963 (15)

Chuck Varner — 2

135 at Bowling Green, 1973 (17)
113 at South Carolina, 1974 (17)

Harold Williams — 2

122 vs. Kent State, 1958 (17)
108 at Marshall, 1958 (6)

Zac Dysert — 2

108 at Akron, 2012 (14)
107 vs. Kent State, 2009 (17)

Alonzo Smith — 1

109 at UMass, 2015 (26)

One Game Each

100 by Justin Semmes vs. Akron, 2011 (24)
105 by Jamire Westbrook vs. Massachusetts, 2012 (17)
100 by Andre Bratton vs. Ohio, 2008 (17)
124 by Austin Sykes vs. Bowling Green, 2007 (17)
113 by Jimmy Murray at Ohio, 2005 (23)
105 by Mike Bath at Ohio State, 2000 (11)
105 by Kevin Ellerbe vs. Eastern Michigan, 1991 (24)
101 by Mondo Costello vs. Ohio, 1987 (14)
110 by Phil Palcic at Kent State, 1982 (21)
137 by Jeff Feicht at Kent State, 1977 (33)
105 by Larry Fortner at Dayton, 1976 (14)
129 by Chris Brockmeyer vs. Kent State, 1972 (29)
155 by Ken Watson at Cincinnati, 1971 (20)
120 by Ed Maloney vs. Marshall, 1969 (10)
123 by James Shaw at Bowling Green, 1967 (9)
133 by Don Wade at Cincinnati, 1967 (34)
113 by Don Peddie vs. Kent State, 1964 (22)
135 by Tom Longsworth vs. Toledo, 1963 (26)
102 by Bill Triplett at Western Michigan, 1961 (12)
127 by Curtis Gentry vs. Marshall, 1957 (7)
172 by Tom Troxell at Marshall, 1955 (9)
107 by John Zachary vs. Toledo, 1952 (9)
107 by Dick Hunter at Bowling Green, 1952 (11)
133 by George Acus vs. Western Reserve, 1949 (7)

Records

The Last Time...

A MIAMI PLAYER ...

Had 100 yards rushing
Austin Gearing (108) vs. Central Michigan, 2013 (15 att.)

Had 200 yards rushing
Steve Little (222) at Buffalo, 2000

Had 300 yards rushing
Travis Prentice (376) vs. Akron, 1999

Had consecutive 200-yard rushing games
Travis Prentice at Ohio (227) and
vs. Northern Illinois (239), 197

Had four rushing TDs
Cal Murray (4) vs. Kent State, 2000

Had four rushing TDs in a half
Cal Murray (4) vs. Kent State, 2000 (1st)

Had 300 yards passing
Andrew Hendrix (437) vs. UMass, 2014

Had 400 yards passing
Andrew Hendrix (437) vs. UMass, 2014

Had 500 yards passing
Zac Dysert (516) at Akron, 2012

Had four straight 300-yard passing games
Ben Roethlisberger (Sept. 13-Oct. 4, 2003)

Had five passing TDs
Zac Dysert (6) at Akron, 2012

Had 10 receptions
Nick Harwell (11) at Central Michigan, 2012

Had 150 yards receiving
Nick Harwell (215) at Central Michigan, 2012

Had 200 yards receiving
Nick Harwell (215) at Central Michigan, 2012

Had three receiving TDs
Nick Harwell (3) at Buffalo, 2012

Had four receiving TDs
Andy Schillinger (4) vs. Central Michigan, 1986
Sam Martin (4) vs. UMass, 2014

Returned punt for TD
Eugene Harris (63) at Northern Illinois, 2008

Returned two punts for TD
Ryne Robinson (86, 76) vs. Buffalo, 2003

Returned kickoff for TD
DeMarrio Jones at Kent, 1997 (88 yards)

Returned opening kickoff for TD
Chris Thomas vs. Ball State, 1986 (96 yards)

Returned interception for TD
Quinten Rollins vs. Ohio, 2014 (27 yards)

Returned/Recovered fumble for TD
Chris Wade at Kentucky, 2013 (6 yards)

Returned blocked punt for TD
Evan Harris vs. Kent State, 2010 (18 yards)

Returned blocked field goal for TD
Shean Williams at Western Michigan, 1991
(70 yards)
Returned blocked PAT for a score
Chad Brightman vs. Kent, 1996

Scored a safety
C.J. Marck sack at Kent State, 2011

Allowed a safety
Sacked in endzone at Central Michigan, 2012

Recovered three fumbles
Brad Cousino vs. Western Michigan, 1972

MIAMI ...

Had 300 yards rushing
399 vs. Akron, 1999

Surrendered 300 yards rushing
433 at NIU, 2014

Had 400 yards rushing
478 at Western Michigan, 1975

Had a 200- and 100-yard rusher
Ty King (205) and Travis Prentice (102)
vs. Kent, 1996

Surrendered 400 yards rushing
433 at NIU, 2014

Had less than 50 yards rushing
26 vs. Kent State, 2012

Surrendered less than 50 yards rushing
42 vs. W. Michigan, 2011

Was held to minus rushing yards
-1 at Ohio State, 2012

Held opponent to minus rushing yards
-1 vs. Akron, 1995

Had 300 yards passing
437 vs. UMass, 2014

Surrendered 300 yards passing
389 vs. UMass, 2014

Had 400 yards passing
437 vs. UMass, 2014

Had 500 yards passing
516 at Akron, 2012

Surrendered 400 yards passing
413 at Kentucky, 2013

Had less than 10 yards passing
7 at Washington, 1984

Surrendered less than 10 yards passing
7 at Ohio, 1995

Had two 100-yard receivers in a game
David Frasier (106 yards) and Rokeem Williams (105 yards) vs. Eastern Kentucky in 2014

Had 500 yards total offense
557 vs. UMass, 2014

Surrendered 500 yards total offense
554 vs. UMass, 2014

Had 600 yards total offense
705 at Akron, 2012

Surrendered 600 yards total offense
601 at Illinois, 2013

Had 700 yards total offense
705 at Akron, 2012

Had less than 75 yards total offense
51 at Miami (FL), 1987

Surrendered less than 75 yards total offense
39 vs. Akron, 1995

Surrendered less than 5 yards total offense
2 vs. Marshall, 1971
Held opponent to negative yards of total offense
-18 vs. Marshall, 1967

Intercepted five passes
5 vs. Cincinnati, 2005

Was intercepted five times
5 vs. Bowling Green, 2005

Was intercepted six times
6 at Central Michigan, 1990

Returned two interceptions for touchdowns
John Busing (65 yards) and Darrell Hunter (64 yards) at Ball State, 2003

Recovered five fumbles
5 vs. Buffalo, 2005

Recovered six fumbles
6 at North Carolina, 2002

Caused seven turnovers
8 vs. Buffalo, 2005
(5 fumbles, 3 interceptions)

Caused eight turnovers
8 vs. Buffalo, 2005
(5 fumbles, 3 interceptions)

Caused nine turnovers
9 at North Carolina, 2002
(6 fumbles, 3 interceptions)

Had seven turnovers
7 vs. Bowling Green, 2005
(5 interceptions, 2 fumbles)

Had eight turnovers
8 vs. Toledo, 1959
(1 interception, 7 fumbles)

Had no punts in a game
at UCF, 2003

Did not force a punt
at Boise State, 2012

Blocked a field goal
Austin Brown vs. Cincinnati, 2013

Held opponent scoreless
7-0 vs. Akron, 2007

Was held scoreless
14-0 vs. Cincinnati, 2013

Won a game on the final play
24-21 at Bowling Green, 2010
(Cook 33-yd. field goal)

Won a game with a TD on the final play
30-28 vs. Akron, 2001
(Tillitz 70-yard pass from Roethlisberger)

Lost a game on the final play
24-27 at Bufffalo, 2012 (Clarke 47-yard FG)

Was ranked in AP Top 25
No. 10 in Final Rankings, 2004

Was ranked in AP Top 10
No. 10 on Jan. 2, 1974 (Highest ranking) and in Final Rankings, 2004

Defeated a team ranked in the Top 25
Miami 23, Ohio 20, 2012
(No. 23 by AP; No. 24 by USA Today/ESPN)

Defeated a team ranked in Top 10
Miami 21, No. 8 LSU 12, 1986
(Highest-ranked team Miami has ever defeated)

Records

Annual Leaders



Bates

Little

Erisman



Fortner



Hitchens



Palija

RUSHING (BASED ON YARDS)

Year	Player	Att.	Yds.	Avg.
1948	Paul Shoults*	87	624	7.2
1949	John Pont*	128	977	7.6
1950	Jim Bailey*	72	627	8.7
1951	John Pont*	131	883	6.7
1952	Tom Pagna*	155	1064	6.9
1953	Tom Pagna*	107	706	6.6
1954	Bob Wallace	71	411	5.8
1955	Tirrel Burton	82	722	8.8
1956	Dave Thelen	103	635	6.1
1957	Dave Thelen*	115	755	6.6
1958	Harold Williams	87	566	6.5
1959	David Girbert	55	332	6.0
1960	John Moore	94	616	6.5
1961	Bill Triplett	145	648	4.5
1962	Scott Tyler	77	538	7.0
1963	Tom Longsworth	173	642	3.7
1964	Don Peddie	162	691	4.3
1965	Al Moore	155	677	4.4
1966	Joe Kozar	178	633	3.6
1967	Al Moore	135	717	5.3
1968	Cleve Dickerson	161	736	4.6
1969	Cleve Dickerson	169	622	3.7
1970	Tim Fortney	265	1063	4.0
1971	Bob Hitchens	271	1192	4.3
1972	Bob Hitchens*	326	1370	4.2
1973	Bob Hitchens	176	591	3.4
1974	Randy Walker	214	873	4.1
1975	Rob Carpenter	235	1082	4.3
1976	Rob Carpenter	240	1064	4.4
1977	Mark Hunter	170	809	4.8
1978	Mark Hunter	210	1046	5.0
1979	Paul Drennan	128	503	3.9
1980	Greg Jones*	201	952	4.7
1981	Greg Jones	253	1134	4.5
1982	Jay Peterson	271	1250	4.3
1983	Jay Peterson	224	842	3.8
1984	George Swarn	269	1281	4.8
1985	George Swarn*	309	1511	4.9
1986	George Swarn	251	1112	4.4
1987	Jon Gist	117	429	3.7
1988	Chris Alexander	164	816	5.0
1989	Chris Alexander	126	551	4.4
1990	Terry Carter	197	858	4.4
1991	Kevin Ellerbe	184	708	3.8
1992	Deland McCullough*	227	1026	4.5
1993	Deland McCullough	174	612	3.5
1994	Deland McCullough	227	1103	4.9
1995	Deland McCullough	321	1627	5.1
1996	Ty King	247	1065	4.3
1997	Travis Prentice	296	1549	5.2
1998	Travis Prentice*	365	1787	4.9
1999	Travis Prentice*	354	1659	4.7
2000	Steve Little	189	986	5.2
2001	Steve Little	135	587	4.3
2002	Luke Clemens	223	1009	4.5
2003	Cal Murray Jr.	186	1030	5.5
2004	Luke Clemens	213	899	4.2
2005	Brandon Murphy	226	1070	4.7
2006	Andre Bratton	63	285	4.5
2007	Cory Jones	107	483	4.5
2008	Thomas Merriweather	140	547	3.9
2009	Thomas Merriweather	105	291	2.8
2010	Thomas Merriweather	176	921	5.2
2011	Erik Finklea	92	328	3.6
2012	Jamire Westbrook	92	361	3.9
2013	Austin Gearing	145	478	3.3
2014	Dawan Scott	74	384	5.2
2015	Alonzo Smith	124	498	4.0
2016	Alonso Smith	163	709	4.3
2017	Kenny Young	145	781	5.4

PASSING (BASED ON YARDS)

Year	Player	Att.	Cmp.	Yds.
1948	Mel Olix	105	47	939
1949	Mel Olix	145	67	837
1950	Norbert Wirkowski*	111	53	1004
1951	Jim Root	122	67	894
1952	Jim Root	109	63	1056
1953	Dick Hunter	62	30	626
1954	Dick Hunter	78	45	529
1955	Tom Dimitroff	64	31	579
1956	Tom Dimitroff	69	27	349
1957	Ernie Jarvis	35	13	197
1958	Nick Mourouzis	32	14	191
1959	Thomas Kilmurray	79	42	454
1960	Jack Gayheart	87	34	441
1961	Jack Gayheart	77	34	551
1962	Ernie Kellermann	133	61	856
1963	Ernie Kellermann*	134	68	895
1964	Ernie Kellermann	149	88	1260
1965	Bruce Matte*	146	70	1016
1966	Bruce Matte	111	60	845
1967	Kent Thompson	106	38	460
1968	Kent Thompson	159	76	970
1969	Jim Bengala	187	101	1276
1970	Jim Bengala	236	107	1265
1971	Stu Showalter	109	43	464
1972	Steve Williams	93	49	676
1973	Steve Sanna	149	76	927
1974	Steve Sanna	106	60	724
1975	Sherman Smith	123	54	592
1976	Larry Fortner	202	88	1219
1977	Larry Fortner	186	109	1473
1978	Larry Fortner	166	80	975
1979	Chuck Hauck	207	97	1258
1980	Mark Kelly	86	41	517
1981	John Appold	171	80	929
1982	John Appold	191	104	1051
1983	Todd Rollins	212	110	1262
1984	Todd Rollins	140	77	951
1985	Terry Morris	202	121	1471
1986	Terry Morris*	308	193	2365
1987	Mike Bates	359	218	2218
1988	Chris Ondrula	219	128	1304
1989	Joe Napoli	342	191	1988
1990	Jim Clement	196	84	1184
1991	Jim Clement	178	81	938
1992	Neil Dougherty	291	148	1486
1993	Danny Smith	195	92	982
1994	Neil Dougherty	201	120	1431
1995	Sam Ricketts	211	108	1337
1996	Sam Ricketts	234	125	1333
1997	Sam Ricketts	324	188	2466
1998	Mike Bath	209	108	1500
1999	Mike Bath	295	138	2525
2000	Mike Bath	384	189	2415
2001	Ben Roethlisberger	381	241	3105
2002	Ben Roethlisberger	428	271	3238
2003	Ben Roethlisberger*	495	342	4486
2004	Josh Betts	442	267	3495
2005	Josh Betts	434	248	3178
2006	Mike Kokal	355	208	2419
2007	Daniel Raudabaugh	382	209	2431
2008	Daniel Raudabaugh	343	201	1960
2009	Zac Dysert	401	247	2611
2010	Zac Dysert	343	222	2406
2011	Zac Dysert	448	295	3513
2012	Zac Dysert	480	302	3483
2013	Austin Boucher	184	89	1036
2014	Andrew Hendrix	458	222	3280
2015	Billy Bahl	220	98	1409
2016	Gus Ragland	179	115	1537
2017	Gus Ragland	269	150	2032

Annual Leaders

RECEIVING (BASED ON YARDS)

Year	Player	Rec.	Yds	Avg.
1948	Hal Paul	12	238	19.8
1949	Dick Urich	26	393	15.1
1950	Dick Urich	22	401	18.2
1951	Clive Rush*	32	398	12.4
1952	Clive Rush	17	298	17.5
1953	Jay Ansel	13	184	14.2
1954	Bill Mallory	13	197	15.2
1955	Presby Bliss	12	218	18.2
1956	Charles Brockmeyer	5	60	12.0
1957	Harold Williams	9	118	13.1
1958	David Girbert	6	65	10.8
1959	Howie Millisor	11	132	12.0
1960	Howie Millisor	17	261	15.4
1961	Robert Jencks	20	359	18.0
1962	Robert Jencks	26	426	16.4
1963	Jack Himebauch	15	226	15.1
1964	Jack Himebauch	27	379	14.0
1965	John Erisman	32	433	13.5
1966	John Erisman*	41	600	14.6
1967	Gary Arthur	14	145	10.4
1968	Mike Palija	22	334	15.2
1969	Mike Palija	43	567	13.2
1970	Mike Palija	41	639	15.6
1971	John Viher	24	251	10.5
1972	John Viher	29	414	14.3
1973	John Wiggins	27	414	15.3
1974	Larry Harper	25	352	14.1
1975	Steve Joecken	17	225	13.2
1976	Steve Joecken	23	404	17.6
1977	Paul Warth	26	450	17.3
1978	Mark Angelo	21	299	14.2
1979	Keith Dummitt	17	395	23.2
1980	Don Treadwell	30	661	22.0
1981	Don Treadwell	21	391	18.6
1982	Keith Dummitt	25	333	13.3
1983	Tom Murphy	39	610	15.6
1984	Tom Murphy	32	492	15.4
1985	George Swarn	29	430	14.8
1986	George Swarn	46	955	20.8
1987	Chris Thomas	39	574	14.7
1988	John Stofa	32	450	14.1
1989	Steve Fumi	25	426	17.0
1990	Milt Stegall	32	590	18.4
1991	Milt Stegall	45	489	10.9
1992	Jeremy Patterson	31	370	11.9
1993	Jim Clement	42	426	10.1
1994	Eric Henderson	43	560	13.0
1995	Tremayne Banks	44	733	16.7
1996	Tremayne Banks	52	617	11.9
1997	Jay Hall	54	861	15.9
1998	Trevor Gaylor	38	653	17.2
1999	Trevor Gaylor	53	1028	19.4
2000	Sly Johnson	37	620	16.8
2001	Mike Larkin	37	672	18.2
2002	Jason Branch	40	505	12.6
2003	Martin Nance*	90	1498	16.6
2004	Ryne Robinson	64	932	14.6
2005	Ryne Robinson	75	1107	14.9
2006	Ryne Robinson*	91	1178	12.9
2007	Eugene Harris	46	542	11.8
2008	Chris Givens	35	513	14.7
2009	Armand Robinson	67	788	11.8
2010	Armand Robinson	94	1062	11.3
2011	Nick Harwell	97	1425	14.7
2012	Nick Harwell	68	870	12.8
2013	Dawan Scott	28	425	15.2
2014	David Frazier	59	949	16.1
2015	Rokeem Williams	33	543	16.5
2016	James Gardner	45	750	16.7
2017	James Gardner	47	927	19.7

TOTAL OFFENSE

Year	Player	Rush	Pass	Total
1948	Mel Olix	0	939	939
1949	John Pont	977	16	993
1950	Nobby Wirkowski	-76	1235	1159
1951	John Pont	883	27	910
1952	Jim Root	84	1056	1140
1953	Tom Pagna	706	0	706
1954	Mark Hunter	38	529	567
1955	Tirrel Burton	722	0	722
1956	Tom Dimitroff	407	349	756
1957	Dave Thelen	755	0	755
1958	Harold Williams	566	0	566
1959	Thomas Kilmurray	-5	454	449
1960	John Moore	616	0	616
1961	Bill Triplett	648	0	648
1962	Ernie Kellermann	371	856	1227
1963	Ernie Kellermann	358	895	1253
1964	Ernie Kellermann	238	1260	1498
1965	Bruce Matte	374	1016	1390
1966	Bruce Matte	487	845	1332
1967	Kent Thompson	399	460	859
1968	Kent Thompson	575	970	1545
1969	Jim Bengala	-30	1276	1246
1970	Jim Bengala	-121	1265	1144
1971	Bob Hitchens	1157	0	1157
1972	Bob Hitchens	1370	0	1370
1973	Steve Sanna	-48	927	879
1974	Randy Walker	873	37	910
1975	Sherman Smith	938	592	1530
1976	Larry Fortner	196	1219	1415
1977	Larry Fortner	349	1473	1822
1978	Larry Fortner	373	975	1348
1979	Chuck Hauck	253	1258	1511
1980	Greg Jones	952	0	952
1981	Greg Jones	1134	0	1134
1982	Jay Peterson	1157	0	1157
1983	Todd Rollins	176	1262	1438
1984	George Swarn	1282	0	1282
1985	George Swarn	1511	0	1511
1986	Terry Morris	-65	2365	2300
1987	Mike Bates	-157	2218	2061
1988	Chris Ondrula	-97	1304	1207
1989	Joe Napoli	-236	1988	1752
1990	Jim Clement	326	1184	1510
1991	Jim Clement	239	938	1177
1992	Neil Dougherty	-1	1486	1485
1993	Danny Smith	-26	982	956
1994	Neil Dougherty	-9	1431	1422
1995	Deland McCullough	1627	0	1627
1996	Sam Ricketts	17	1333	1350
1997	Sam Ricketts	273	2466	2739
1998	Travis Prentice	1787	0	1787
1999	Mike Bath	-86	2525	2439
2000	Mike Bath	279	2415	2694
2001	Ben Roethlisberger	189	3105	3294
2002	Ben Roethlisberger	-54	3238	3184
2003	Ben Roethlisberger	111	4486	4597
2004	Josh Betts	86	3495	3581
2005	Josh Betts	-61	3178	3117
2006	Mike Kokal	277	2419	2696
2007	Daniel Raudabaugh	27	2431	2458
2008	Daniel Raudabaugh	-22	1960	1938
2009	Zac Dysert	256	2611	2869
2010	Zac Dysert	27	2406	2433
2011	Zac Dysert	115	3513	3628
2012	Zac Dysert	265	3483	3748
2013	Austin Boucher	76	1,036	1112
2014	Andrew Hendrix	324	3280	3604
2015	Billy Bahl	-70	1409	1339
2016	Gus Ragland	202	1537	1739
2017	Gus Ragland	135	2032	2167


Banks


Hunter


Bengala

Pagna


Thelen


Treadwell

Annual Leaders


Clark


G. Jones


J. Peterson

Dickerson


Adams


A. Moore

ALL-PURPOSE (RUSHING-RECIEVING-RETURN)

Year	Player	Total
1949	John Pont	1605
1950	John Pont	983
1951	John Pont	1511
1952	Tom Pagna	1486
1953	Tom Pagna	1059
1954	Robert Wallace	757
1955	Tirrel Burton	1178
1956	Dave Thelen	831
1957	Dave Thelen	864
1958	George Scott	758
1959	David Girbert	421
1960	John Moore	1026
1961	Bill Triplett	661
1962	Scott Tyler	844
1963	Scott Tyler	917
1964	Don Peddie	948
1965	Al Moore	1084
1966	Joseph Kozar	657
1967	Al Moore	1058
1968	Robert Glover	939
1969	Cleveland Dickerson	644
1970	Tim Fortney	1240
1971	Bob Hitchens	1180
1972	Bob Hitchens	1449
1973	Chuck Varner	715
1974	Randy Walker	878
1975	Rob Carpenter	1035
1976	Rob Carpenter	1241
1977	Mark Hunter	1282
1978	Mark Hunter	1466
1979	Mark Hunter	832
1980	Don Treadwell	1261
1981	Greg Jones	1248
1982	Jay Peterson	1369
1983	Jay Peterson	1041
1984	George Swarn	1616
1985	George Swarn	1952
1986	George Swarn	1624
1987	Andy Schillinger	689
1988	Chris Alexander	933
1989	Chris Alexander	806
1990	Milt Stegall	1195
1991	Milt Stegall	897
1992	Deland McCullough	1129
1993	Deland McCullough	717
1994	Deland McCullough	1284
1995	Deland McCullough	1724
1996	Tremayne Banks	1646
1997	Travis Prentice	1687
1998	Travis Prentice	1894
1999	Travis Prentice*	1929
2000	Steve Little	1018
2001	Eddie Tillitz	839
2002	Luke Clemens	1343
2003	Martin Nance	1498
2004	Ryne Robinson	1605
2005	Ryne Robinson	1528
2006	Ryne Robinson	1364
2007	Jamal Rogers	1221
2008	Jamal Rogers	993
2009	Jamal Rogers	937
2010	Armand Robinson	1112
2011	Nick Harwell	1449
2012	Dawan Scott	1190
2013	Dawan Scott	798
2014	David Frazier	1023
2015	Maurice Thomas	690
2016	Maurice Thomas	919
2017	Kenny Young	1175

SCORING

Year	Player	Pts.	TD	XP	FG
1948	Paul Shoults*	66	11	0	0
1949	John Pont*	54	9	0	0
1950	Jim Bailey	66	11	0	0
1951	John Pont	66	11	0	0
1952	Tom Pagna*	78	13	0	0
1953	Tom Pagna*	67	10	7	0
1954	Bob Wallace	36	6	0	0
	Tirrel Burton	36	6	0	0
1955	Tirrel Burton*	84	14	0	0
1956	Dave Thelen	36	6	0	0
1957	Dave Thelen	54	9	0	0
1958	Harold Williams	56	9	1	0
1959	Bill Miller	26	4	1	0
	Bill Triplett	26	4	1	0
1960	John Moore*	48	8	0	0
1961	Robert Jencks*	50	5	13	2
1962	Robert Jencks*	84	6	24	8
1963	Tom Longsworth*	60	10	0	0
1964	Joseph Kozar	42	7	0	0
1965	Joseph Kozar	62	10	1	0
1966	John Erisman	56	9	1	0
1967	Al Moore	46	4	18	1
1968	Kent Thompson	42	7	0	0
1969	Cleveland Dickerson*	60	10	0	0
1970	Tim Fortney	60	10	0	0
1971	Bob Hitchens	78	13	0	0
1972	Bob Hitchens*	90	15	0	0
1973	Dave Draudt	62	0	20	14
1974	Rob Carpenter	78	13	0	0
1975	Rob Carpenter	66	11	0	0
	Sherman Smith	66	11	0	0
1976	Larry Fortner	30	5	0	0
1977	Kaiser Holman	44	7	1	0
1978	Mark Hunter	66	11	0	0
1979	Mark Hunter	54	9	0	0
1980	Greg Jones*	54	9	0	0
1981	Greg Jones	54	9	0	0
1982	Mike Kiebach	49	0	22	9
1983	Mike Kiebach	48	0	15	11
1984	Gary Gussman	61	0	16	15
1985	George Swarn	96	16	0	0
1986	Tom Graham	90	15	0	0
1987	Gary Gussman	76	0	16	20
1988	Chris Alexander	42	7	0	0
1989	Darryl Zehnder	31	0	10	7
1990	Bryan Lucas	46	0	22	8
1991	Jeremy Patterson	38	6	1	0
1992	Chad Seitz	60	0	18	14
1993	Deland McCullough	48	8	0	0
1994	Chad Seitz	62	0	29	11
1995	Deland McCullough	88	14	0	2
1996	Travis Prentice	72	12	0	0
1997	Travis Prentice	150	25	0	0
1998	Travis Prentice*	120	20	0	0
1999	Travis Prentice*	126	21	0	0
2000	Andy Brumbergs	66	0	30	12
2001	Steve Little	60	10	0	0
2002	Luke Clemens	102	17	0	0
2003	Mike Smith	108	18	0	0
2004	Luke Clemens	90	15	0	0
2005	Todd Soderquist	100	0	43	19
2006	Ryne Robinson	54	9	0	0
2007	Nathan Parseghian	57	0	18	13
2008	Nathan Parseghian	83	0	23	20
2009	Trevor Cook	37	0	16	7
2010	Thomas Merriweather	78	13	0	0
2011	Nick Harwell	54	9	0	0
2012	Kaleb Patterson	68	0	23	15
2013	Kaleb Patterson	33	0	12	7
2014	Kaleb Patterson	58	0	31	9
2015	Kaleb Patterson	46	0	22	8
2016	Nick Dowd	60	0	30	10
2017	Sam Sloman	71		35	12

Annual Leaders

KICKOFF RETURNS (BASED ON TOTAL NUMBER)

Year	Player	No.	Yds.	Avg
1949	John Pont*	13	385	29.6
1950	John Pont	7	199	28.4
1951	John Pont*	14	304	21.7
1952	Tom Pagna	9	210	23.3
1953	Bob Bronston	4	91	22.8
1954	Bob Wallace	8	178	22.3
1955	Tirrel Burton	3	68	22.7
1956	Dave Thelen	3	115	38.3
1957	Curt Gentry*	8	185	23.1
1958	George Scott	8	229	28.6
1959	Dave Bernard	4	96	24.0
1960	John Moore*	12	318	26.5
1961	Walt Jacobs	6	131	21.8
1962	Scott Tyler	8	123	15.4
1963	Scott Tyler	11	198	18.0
1964	Don Peddie	8	181	22.6
1965	Al Moore*	13	329	25.3
1966	Al Moore	7	163	23.3
1967	Al Moore*	10	308	30.8
1968	Bob Glover	9	170	18.9
1969	Dick Adams*	10	242	24.2
1970	Dick Adams*	15	366	24.4
1971	Tim Raybuck	10	233	23.3
1972	Larry Harper	11	262	23.8
1973	Larry Harper	5	190	38.0
1974	Pete Rome	5	116	23.2
1975	Randy Walker	13	326	25.1
1976	Mark Hunter	18	441	24.5
1977	Alvin Hall	15	364	24.3
1978	Mark Hunter*	11	283	25.7
1979	Mark Hunter	12	240	20.0
1980	Don Treadwell*	24	599	25.0
1981	Don Treadwell	22	470	21.4
1982	Mike Haffey	14	351	25.1
1983	George Swarn	12	245	20.4
1984	John Caldwell	15	269	17.9
1985	Andy Schillinger	16	305	19.1
1986	Chris Thomas*	17	441	25.9
1987	Maurice Nelson	23	479	20.8
1988	Milt Stegall	26	523	20.1
1989	Lydell Willis	13	249	19.2
1990	Milt Stegall*	18	497	27.6
1991	Milt Stegall*	11	320	29.1
1992	Ron Carpenter	13	318	24.5
1993	Ernest Perry	21	492	23.4
1994	Eric Henderson	20	498	24.9
1995	Eric Henderson	17	309	18.2
1996	Tremayne Banks	19	518	27.3
1997	DeMarrio Jones	20	522	26.1
1998	DeMarrio Jones	14	363	25.9
1999	Steve Little	14	311	22.2
2000	Milt Bowen	32	706	22.1
2001	Milt Bowen	22	508	23.1
2002	Milt Bowen	27	592	21.9
2003	Darrell Hunter	12	198	16.5
2004	Korey Kirkpatrick	18	468	26.0
2005	Ryan Redd	12	296	24.7
2006	Andre Bratton	15	294	19.6
2007	Jamal Rogers	43	973	22.6
2008	Jamal Rogers	28	581	20.8
2009	Jamal Rogers	22	396	18.0
2010	DeMarco Paine	34	673	19.8
2011	Dayonne Nunley	16	368	23.0
2012	Dawan Scott	15	259	17.3
2013	JJ Greenwood	17	303	17,8
2014	Fred McRae	18	378	21.0
2015	Maurice Thomas	27	467	17.3
2016	Maurice Thomas	23	556	24.2
2017	Jaylon Bester	16	327	20.4

PUNT RETURNS (BASED ON TOTAL YARDS)

Year	Player	No.	Yds.	Avg
1949	John Pont	4	110	27.5
1950	George Acus*	4	130	32.5
1951	Carmen Cozza*	7	128	18.3
1952	Joe Powers*	13	103	7.9
1953	Tom Pagna*	13	205	15.8
1954	Bob Wallace	4	93	23.3
1955	Tirrel Burton*	14	216	15.4
1956	Jerry Ippoliti	9	90	10.0
1957	Curt Gentry	4	87	21.8
1958	Dave Girbert	7	131	18.7
1959	Walt Jacobs	5	50	10.0
1960	Vic Ippolito	4	29	7.3
1961	Walt Jacobs*	8	142	17.8
1962	Bill Neumeier*	11	187	17.0
1963	Bill Neumeier	10	66	6.6
1964	Bruce Matte	11	53	4.8
1965	Jim Shaw	16	212	13.3
1966	Jim Shaw	13	187	14.4
1967	Bill Leftwich	22	292	13.3
1968	Dick Boron	12	99	8.3
1969	Dick Adams*	26	280	10.8
1970	Dick Adams*	55	578	10.5
1971	Tim Raybuck	30	273	9.1
1972	Dan Rebsch	10	49	4.9
1973	Dan Rebsch	29	191	6.6
1974	John McVay*	30	265	8.8
1975	Jeff Feicht	12	58	4.8
1976	Jeff Feicht	14	66	4.7
1977	Kirk Springs	8	64	8.0
1978	Kirk Springs	18	109	6.1
1979	Mark Hunter	3	18	6.0
1980	Jay Peterson	13	33	2.5
1981	Jay Peterson	16	99	6.2
1982	Mike Haffey	15	78	5.2
1983	Kevin Ziegman	8	70	8.8
1984	Kevin Ziegman	24	137	5.7
1985	Jack Arthur	30	220	7.3
1986	Jack Arthur	10	70	7.0
1987	Armando Costello	9	78	8.7
1988	Bob Clark	12	69	5.8
1989	Bob Clark	27	197	7.3
1990	Bob Clark	28	223	8.0
1991	Lakumba Wallace	31	183	5.9
1992	Lakumba Wallace	23	144	6.3
1993	David Thomas	25	206	8.2
1994	David Thomas	18	161	8.9
1995	Tremayne Banks	18	240	13.3
1996	Tremayne Banks	29	395	13.6
1997	Nod Washington	13	191	14.7
1998	Ty Buxton	28	174	6.2
1999	Ty Buxton	18	108	6.0
2000	Eddie Tillitz	37	450	12.2
2001	Eddie Tillitz	25	269	10.8
2002	Eddie Tillitz	28	206	7.4
2003	Ryne Robinson*	38	654	17.2
2004	Ryne Robinson	39	547	14.0
2005	Ryne Robinson	26	301	11.6
2006	Ryne Robinson	18	175	9.7
2007	Eugene Harris	30	279	9.3
2008	Eugene Harris	20	183	9.1
2009	Dustin Woods	5	50	8.3
2010	DeMarco Paine	15	109	7.3
2011	Chris Givens	7	29	4.1
2012	Andy Cruse	3	11	3.7
2013	Fred McRae	12	110	9.2
2014	David Frazier	10	69	6.9
2015	Jared Murphy	6	52	8.7
2016	Jared Murphy	6	18	3.0
2017	Jared Murphy	6	37	6.2


C. Thomas

Spicer

Konrad

Cohen


D. Thomas


D. Williams

Annual Leaders


Kiebach


Colleran


Zupanic


Robillard


Baker


J. Williams

INTERCEPTIONS (BASED ON TOTAL NUMBER)

Year	Player	No.	Yds.	Avg
1958	Tom Jennell*	3	43	14.3
1959	Bob Peet	2	24	12.0
	Tom Kilmurray	2	20	10.0
1960	Vic Ippolito	3	67	22.3
1961	Lowell Caylor*	4	49	12.3
1962	Scott Tyler*	5	81	16.2
1963	Ernie Bremer	3	121	40.3
1964	Bob Van Osdol	3	20	6.7
1965	Ernie Bremer	3	124	41.3
1966	Dick Boron	5	76	15.2
	Bob Thomas	5	15	3.0
1967	Bob Smith	5	102	20.4
1968	Dick Boron*	6	57	9.5
1969	Dick Adams*	7	87	12.4
1970	Dick Adams	7	67	9.6
1971	Tom Van Deusen	4	69	17.3
1972	Denny Costello	7	52	7.4
1973	Joe Spicer*	7	64	9.1
1974	Pete Rome	4	92	23.0
1975	Bob Young	3	24	8.0
1976	Bob Young	2	8	4.0
1977	Jeff Buchanan	3	44	14.7
	Pat McDermott	3	13	4.3
1978	Kirk Springs	4	48	12.0
1979	Alvin Hall	3	13	4.3
1980	Dave Williams	4	74	18.5
	Joe Pequignot	4	3	0.8
1981	Dave Williams	5	68	13.6
1982	Dave Williams	5	118	23.6
1983	Ron Brinson	4	13	3.3
1984	Kevin Ziegman	3	38	12.7
1985	Troy White	5	71	14.2
1986	Troy White	6	59	9.8
	Sheldon White	6	30	5.0
1987	Jim Harnett	3	12	4.0
1988	Scott Barnett	2	26	13.0
	Mike Wilson	2	1	0.5
1989	Scott Barnett	6	37	6.2
1990	Ron Carpenter*	7	164	23.4
1991	Ron Carpenter*	9	197	28.1
1992	Shean Williams	3	14	4.7
1993	David Thomas*	6	63	10.5
1994	David Thomas	3	87	29.0
	David Wilson	3	80	26.7
1995	Cleon Plummer	5	121	24.2
	Jamie Taylor	5	11	2.2
1996	J. Baker	3	33	11.0
1997	Jamie Taylor	3	48	16.0
1998	J. Baker	4	219	54.8
	Dustin Cohen	4	149	37.3
1999	Dustin Cohen	3	12	4.0
	Mike Yeager	3	4	1.3
2000	DeMarrio Jones	4	38	9.5
2001	Milt Bowen	2	0	0.0
	Rod Clark	2	31	15.5
	Matt Robillard	2	28	14.0
2002	Milt Bowen	6	38	6.3
2003	John Busing	5	93	18.6
2004	Matt Pusateri	2	18	9.0
	Darrell Hunter	2	0	0.0
2005	Frank Wiwo	4	6	1.5
2006	Joey Hudson*	5	48	9.6
2007	Robbie Wilson, Jeff Thompson	2	0	0
	Joey Hudson	2	50	25.0
2008	Robbie Wilson	3	23	7.7
2009	Brandon Stephens	2	12	6.0
2010	Evan Harris	6	137	22.8
	Dayonne Nunley	**6**	**56**	**9.3**
2011	**Dayonne Nunley**	**3**	**5**	**1.6**
2012	**Brison Burris**	**3**	**6**	**2.0**
	Pat Hinkel	3	49	16.3
	Dayonne Nunley	3	5	1.7
2013	Heath Harding	3	0	0.0
2014	Quinten Rollins	7	35	5.0
2015	Brison Burris	4	88	22.0
2016	Heath Harding	4	0	0.0
	De'Andre Montgomery	4	56	14.0
2017	Josh Allen	3	49	16.3

PUNTING (BASED ON TOTAL YARDS)

Year	Player	No.	Yds.	Avg
1948	Bill Stoner*	24	869	36.2
1949	Jack Bickel	36	1225	34.0
1950	Clive Rush	33	1118	33.9
1951	Clive Rush	46	1555	33.8
1952	Clive Rush	14	530	37.9
1953	Dick Hunter	12	456	38.0
1954	Dick Hunter	15	593	39.5
1955	Tom Dimitroff	24	817	34.0
1956	Tom Dimitroff	33	1130	34.2
1957	Sebastian LaSpina	12	419	34.9
1958	George Scott	14	474	33.9
1959	Tom Kilmurray	33	983	29.8
1960	Vic Ippolito	37	1231	33.3
1961	Vic Ippolito	42	1428	34.0
1962	Vic Ippolito	41	1410	34.4
1963	Bill Neumeier	25	887	35.5
1964	John Erisman	32	1167	36.5
1965	John Erisman	34	1270	37.4
1966	John Erisman	43	1519	35.3
1967	Jim Shaw	59	2247	38.1
1968	Dick Adams	39	1312	33.6
1969	Dick Adams	58	2034	35.1
1970	Dick Adams	62	2461	39.7
1971	David Graham	46	1819	39.5
1972	John Roudebush	32	1155	36.1
1973	Chuck Varner	29	1134	39.1
1974	Jeff Rowlands*	46	1848	40.2
1975	Mike Smith	53	1962	37.0
1976	Jeff Rowlands	63	2592	41.1
1977	Jeff Rowlands	61	2247	36.8
1978	Jeff Rowlands	38	1515	39.9
1979	Jim Finley	67	2532	37.8
1980	Cris Larsen	43	1500	34.9
1981	Steve Bumpass	76	2887	38.0
1982	Steve Bumpass	72	2627	36.5
1983	Steve Bumpass	64	2615	40.9
1984	Doug Kolesar	55	2159	39.3
1985	Doug Kolesar	57	2185	38.3
1986	Doug Kolesar	54	1892	35.0
1987	Chuck Konrad*	54	2157	39.9
1988	Chuck Konrad	51	1966	38.5
1989	Chris Ondrula	80	2948	36.9
1990	Chris Ondrula	37	1286	34.8
1991	Gary Layton	49	1817	37.1
1992	Gary Layton	71	2961	41.7
1993	Gary Layton*	65	2743	42.2
1994	Gary Layton*	55	2477	45.0
1995	Jason Cheney	55	2248	40.9
1996	Jason Cheney	64	2688	42.0
1997	Kent McCullough	41	1739	42.4
1998	Kent McCullough	62	2558	41.3
1999	Kent McCullough	73	2788	38.2
2000	Kent McCullough	56	2344	41.9
2001	Mike Wafzig	59	2276	38.6
2002	Mike Wafzig	40	1666	41.7
2003	Mike Wafzig	32	1316	41.1
2004	Mike Wafzig	54	2287	42.4
2005	Jake Richardson	46	1766	38.4
2006	Jake Richardson	58	2383	41.1
2007	Jake Richardson	68	3063	45.0
2008	Jake Richardson	52	2360	45.4
2009	Chris DiCesare	48	1866	38.9
2010	Zac Murphy	59	2305	39.1
2011	Zac Murphy	56	2189	39.1
2012	Zac Murphy	57	2309	40.5
2013	Zac Murphy	79	3682	46.6
2014	Christian Koch	65	2606	40.1
2015	Christian Koch	82	3145	38.4
2016	Kyle Kramer	30	1252	41.7
2017	Kyle Kramer	64	2595	40.5

Annual Leaders

FIELD GOALS (BASED ON ATTEMPTS)

Year	Player	FG	FGA	Pct.
1968	Don Wade	2	4	.500
1969	Archie Strimel	7	12	.583
1970	Archie Strimel	4	10	.400
1971	Dale Wernecke	3	6	.500
1972	Dave Graham	8	14	.571
1973	Dave Draudt*	14	27	.519
1974	Dave Draudt	8	21	.381
1975	Fred Johnson	4	15	.267
1976	Norm Trowbridge	4	9	.444
1977	Fred Johnson	3	7	.429
1978	Jeff Rowlands	6	10	.600
1979	Mario Geise	1	3	.333
	Jeff Stone	1	1	1.000
1980	Jeff Stone	2	7	.286
1981	Mike Kiebach*	11	18	.611
1982	Mike Kiebach	9	15	.600
1983	Mike Kiebach	11	15	.733
1984	Gary Gussman	15	24	.625
1985	Gary Gussman	18	26	.692
1986	Gary Gussman	15	19	.789
1987	Gary Gussman*	20	25	.800
1988	Chuck Konrad	9	15	.600
1989	Darryl Zehnder	7	8	.875
1990	Bryan Lucas	8	12	.667
1991	Bryan Lucas	4	7	.571
1992	Chad Seitz	14	18	.778
1993	Chad Seitz	10	11	.909
1994	Chad Seitz	11	17	.647
1995	Chad Seitz	12	21	.571
1996	John Scott	10	12	.833
1997	John Scott	9	14	.643
1998	John Scott	10	13	.769
1999	Andy Brumbergs	9	13	.692
2000	Andy Brumbergs	12	17	.706
2001	Jared Parseghian	6	10	.600
2002	Jared Parseghian	14	14	1.000
2003	Jared Parseghian	5	9	.667
2004	Jared Parseghian	10	12	.833
2005	Todd Soderquist*	19	27	.704
2006	Trevor Cook	10	13	.769
2007	Nathan Parseghian	13	20	.650
2008	Nathan Parseghian	20	23	.870
2009	Trevor Cook	7	12	.583
2010	Trevor Cook	16	23	.696
2011	Mason Krysinski	2	6	.333
2012	Kaleb Patterson	15	18	.833
2013	Kaleb Patterson	7	11	.636
2014	Kaleb Patterson	9	13	.692
2015	Kaleb Patterson	8	11	.727
2016	Nick Dowd	10	13	.769
2017	Sam Sloman	12	16	.750


Coniglio

M. Johnson


Mullins


Hudson


Busing


Pusateri

Annual Leaders

TACKLES

Year	Player	Solo	Asst.	Total
1967	Bob Babich	109	55	164
1968	Bob Babich	97	55	152
1969	Don Wade	66	102	168
1970	Marc Smith	87	136	223
1971	Marc Smith	74	100	174
1972	Mike Monos	72	84	156
1973	Mike Monos	107	103	210
1974	Brad Cousino*	105	90	195
1975	Mark Hatgas	69	113	182
1976	Jack Glowik	91	69	160
1977	Jack Glowik	111	74	185
1978	Joe Farais	109	80	189
1979	Kent McCormick	80	82	162
1980	Kent McCormick	62	97	159
1981	Kevin Carlin	75	62	137
1982	Tim Colleran	84	48	132
1983	Tim Colleran	74	76	150
1984	Tim Colleran	114	68	182
1985	Pete Mather	78	58	136
1986	Pete Mather	53	48	101
1987	Jeff Anderson	80	60	140
1988	David Iafolla	78	52	130
1989	Bennie Caldwell	43	42	85
1990	Curt McMillan	84	58	142
1991	Curt McMillan*	96	108	204
1992	Curt McMillan	88	85	173
1993	Johnnie Williams	102	67	169
1994	Johnnie Williams	91	67	158
1995	Johnnie Williams	71	63	134
1996	Dee Osborne	66	64	130
1997	Dustin Cohen	65	55	120
1998	Dustin Cohen	76	70	146
1999	Dustin Cohen	86	52	138
2000	Brandon Godsey	63	44	107
2001	Terrell Jones	67	57	124
2002	Matt Pusateri	85	40	125
2003	Matt Pusateri	89	52	141
2004	Matt Pusateri	66	31	97
2005	John Busing	53	44	97
2006	Joey Hudson	54	43	97
2007	Clayton Mullins*	69	74	143
2008	Joey Hudson	63	46	109
2009	Jerrell Wedge	46	68	114
2010	Jerrell Wedge	38	63	101
2011	Anthony Kokal	49	42	91
2012	Chris Wade	75	53	128
2013	Kent Kern	54	44	98
2014	Heath Harding	74	24	98
2015	Kent Kern	44	38	82
2016	Tony Reid	56	42	98
2017	Brad Koenig	65	38	103

TACKLES FOR LOSS (BASED ON NUMBER)

Year	Player	No.	Yds.
1973	Brad Cousino*	32	154
1974	Brad Cousino*	23	100
1975	Mel Edwards*	19	103
1976	Jack Glowik	10	34
1977	Jack Glowik	19	47
	Greg Sullivan	19	126
1978	Greg Sullivan	14	104
1979	John McCafferty*	17	86
1980	John Zupancic*	20	82
1981	John Zupancic*	19	113
1982	Brian Pillman	25	119
1983	Brian Pillman*	40	150
1984	Steve Dailey	15	83
1985	Andrew Marlatt	21	69
1986	Dave Brown	17	83
1987	Andrew Marlatt	12	60
1988	Bob Getz	13	48
1989	Andy Howard	14	45
1990	Jon Wauford*	22	136
	Scott Frazier*	22	120
1991	Jon Wauford	17	61
1992	Curt McMillan	21	78
1993	Jason Michelson	12	43
	Chris Allen	12	39
1994	Johnnie Williams*	19	96
1995	JoJuan Armour	12	49
1996	JoJuan Armour	16	61
1997	JoJuan Armour	24	121
1998	JoJuan Armour	16	66
1999	Andy Aracri*	23	86
2000	Ryan Terry	11	29
2001	Matt Robillard	13	30
2002	Matt Robillard	17	73
2003	Phil Smith	23	93
2004	Marcus Johnson	13	72
2005	John Glavin	9.5	25
2006	Joey Hudson	10	31
2007	Clayton Mullins	13.5	51
2008	Clayton Mullins	10	52
2009	Jerrell Wedge*	18.5	101
2010	Jerrell Wedge	15.0	50
2011	Jason Semmes	9.5	34
2012	Chris Wade	8	16
2013	Bryson Albright	11.5	35
2014	JT Jones	8.5	27
2015	JT Jones	14.5	71
2016	JT Jones	12.5	51
2017	Brad Koenig	10.5	34

QUARTERBACK SACKS (BASED ON TOTAL NUMBER)

Year	Player	No.	Yds.
1984	Steve Dailey	4	27
1985	Pete Mather	6	35
	Andrew Marlatt	6	19
1986	Dave Brown	13	73
1987	Andrew Marlatt	3	28
	Dave Wiener	3	23
1988	David Iafolla	5	21
1989	Jon Wauford	9	69
1990	Jon Wauford	14	102
1991	Andy Howard	10	70
1992	Curt McMillan	13	57
1993	Mike McCreanor	5	23
1994	Jason Phillips	8	64
1995	JoJuan Armour	7	39
1996	JoJuan Armour	7	40
1997	JoJuan Armour	7	54
1998	Joe Lyman	4	40
	JoJuan Armour	4	27
1999	Dustin Cohen	9	50
	Andy Aracri	9	46
2000	Brian Potter	7.5	35
2001	Bob Petrovic	6.0	47
2002	Matt Edwards	10	61
2003	Phil Smith	9.5	63
2004	Marcus Johnson	7.5	62
2005	Craig Mester	5.5	43
2006	Joe Coniglio	5	35
2007	Joe Coniglio	6.5	42
2008	Joe Coniglio	4	34
2009	Jerrell Wedge	5.5	54
2010	Jason Semmes	6.0	37
2011	Jason Semmes	4.5	21
2012	Jason Semmes	4.0	43
2013	Bryson Albright	5.0	17
2014	Bryson Albright	6.0	32
2015	JT Jones	10.0	59
2016	JT Jones	6.5	42
2017	Doug Costin	5.0	32

** Led Mid-American Conference*

Annual Season Totals

Year	Total Offense			Scoring			
	Plays	Yds.	Y/G	PF	Avg.	PA	Avg.
1949	592	3420	380.0	251	27.9	163	18.1
1950	635	4203	420.3	356	35.6	100	10.0
1951	625	3250	325.0	225	22.5	159	15.9
1952	638	3947	438.6	284	31.6	108	12.0
1953	549	3466	385.1	327	36.3	52	5.8
1954	560	3276	364.0	294	32.7	82	9.1
1955	507	3143	349.2	226	25.1	**47**	**5.2**
1956	566	2734	303.8	159	17.7	90	10.0
1957	505	2391	298.9	163	18.1	137	15.2
1958	563	2704	300.4	193	21.4	96	10.7
1959	646	2701	300.1	158	17.6	94	10.4
1960	528	2514	251.4	139	13.9	159	15.9
1961	605	2486	248.6	153	15.3	115	11.5
1962	644	3168	316.8	220	22.0	126	12.6
1963	642	3011	301.1	208	20.8	178	17.8
1964	657	3095	309.5	209	20.9	142	14.2
1965	693	3087	308.7	247	24.7	137	13.7
1966	654	2923	292.3	229	22.9	76	7.6
1967	715	2713	271.3	181	18.1	114	11.4
1968	808	3628	362.8	240	24.0	99	9.9
1969	766	3541	354.1	231	23.1	139	13.9
1970	779	3170	317.0	187	18.7	112	11.2
1971	746	3080	308.0	207	20.7	117	11.7
1972	812	3660	366.0	232	23.2	116	11.6
1973	747	3036	303.6	207	20.7	69	6.9
1974	765	3541	354.1	282	28.2	76	7.6
1975	850	3757	341.5	286	26.0	134	12.2
1976	804	3389	308.1	160	14.5	208	18.9
1977	871	3954	359.5	262	23.8	173	23.8
1978	734	3436	312.4	228	20.7	161	14.6
1979	717	3319	301.7	223	20.3	142	20.3
1980	748	3504	318.5	241	21.9	192	17.5
1981	755	3270	297.3	199	18.1	154	14.0
1982	728	3196	290.5	195	17.7	121	11.0
1983	757	3017	274.3	152	13.8	189	17.2
1984	710	3363	305.7	175	15.9	221	20.1
1985	727	3757	341.5	266	24.2	211	19.2
1986	783	4013	364.8	339	30.8	191	17.4
1987	775	3184	289.5	180	16.4	235	21.4
1988	695	3014	282.2	167	15.2	361	32.8
1989	733	2847	258.8	122	11.1	262	23.8
1990	720	3254	295.8	200	18.2	225	20.5
1991	753	3134	284.9	214	19.5	140	12.7
1992	791	3238	294.4	210	19.1	204	18.5
1993	719	2943	267.5	186	16.9	248	22.5
1994	768	4115	374.1	262	23.8	260	23.6
1995	793	3986	362.4	326	29.6	165	15.0
1996	737	3496	317.8	273	24.8	168	15.3
1997	827	4876	443.3	412	37.5	226	20.6
1998	770	4226	384.2	317	28.8	142	12.9
1999	797	4882	443.8	335	30.5	264	24.0
2000	815	4258	387.1	272	24.7	286	26.0
2001	839	4794	399.5	319	26.6	309	25.8
2002	897	4863	405.2	384	32.0	329	27.1
2003	**1053**	**7016**	**501.1**	**602**	**43.0**	272	19.4
2004	913	5196	399.7	407	31.3	298	22.9
2005	857	4682	425.6	371	33.7	258	23.5
2006	806	3819	318.2	222	18.5	308	25.3
2007	932	4769	366.8	250	19.2	333	25.6
2008	837	3902	325.2	221	18.4	392	32.7
2009	886	4122	343.5	187	15.6	410	34.2
2010	941	4928	352.0	302	21.6	325	23.2
2011	834	4475	372.9	256	21.3	275	22.9
2012	834	4623	385.2	280	23.3	419	34.9
2013	737	2710	225.8	117	9.8	428	35.7
2014	826	4504	375.3	268	22.3	382	31.8
2015	802	4058	338.2	215	17.9	384	32.0
2016	842	4770	366.9	297	22.8	309	23.8
2017	831	4615	384.6	293	24.4	289	24.1



Miami's 1955 team boasted the most dominant defense in Miami football history, surrendering just 47 points or a paltry 5.2 points per game through nine games. The Ara Parseghian-coached team, which went 9-0 and won the MAC Championship, blanked four opponents and allowed just two foes to score more than once.



In 1977, a Dick Crum-coached Miami team went 10-1 and captured the MAC Championship. On the season, the team ran a then-program record 871 plays from scrimmage, which stood until 2002, and rolled up 3,954 yards total offense, a record that stood until 1986.



Miami's 2003 MAC Championship team, coached by Terry Hoeppner, crushed the program's previous standards for offense, averaging a whopping 501.1 yards of total offense and 43.0 points per game. The RedHawks' 7,016 yards of total offense for the season crushed the previous record by 2,134 yards. Miami's totals for total offense, scoring and passing yardage were also all MAC records.

Annual Season Totals

Year	Rushing					Passing						
	Att.	Yds.	Avg.	Y/G	TD	Att.	Cmp.	Pct.	Yds.	Y/G	Y/C	TD
1949	402	2246	5.5	249.6	21	190	85	.447	1174	130.4	13.8	14
1950	440	2391	5.4	239.1	31	195	101	.518	1812	181.2	17.9	19
1951	441	1984	4.5	198.4	18	184	90	.489	1266	126.6	14.1	11
1952	504	2801	5.5	**311.2**	27	134	80	.597	1226	136.2	15.3	13
1953	439	2450	5.6	272.2	32	110	52	.472	1016	112.9	**19.5**	17
1954	447	2441	5.5	271.2	32	113	59	.522	835	92.8	14.2	12
1955	430	2507	**5.8**	278.6	27	77	35	.455	636	70.7	18.2	7
1956	488	2312	4.7	256.9	18	78	30	.385	422	46.9	14.1	5
1957	432	2038	4.7	254.8	24	73	28	.384	353	44.1	12.6	1
1958	493	2355	4.8	261.7	24	70	29	.414	349	38.8	12.0	4
1959	504	1972	3.9	219.1	18	142	64	.451	729	81.0	11.4	5
1960	488	2356	4.8	235.6	12	112	43	.384	556	55.6	12.9	6
1961	487	1695	3.5	169.5	14	117	48	.410	791	79.1	16.5	8
1962	496	2262	4.6	226.2	21	148	65	.439	906	90.6	13.9	7
1963	498	2039	4.1	203.9	21	144	71	.493	972	97.2	13.7	9
1964	507	1827	3.6	182.7	21	150	89	.593	1268	126.8	14.2	8
1965	547	2071	3.8	207.1	24	146	70	.479	1016	101.6	14.5	11
1966	541	2047	3.8	204.7	20	113	61	.539	876	87.6	14.4	11
1967	608	2253	3.8	225.3	24	107	38	.355	460	46.0	12.1	2
1968	625	2550	4.1	255.0	20	183	86	.470	1078	107.8	12.5	7
1969	533	1882	3.5	188.2	21	233	123	.528	1659	165.9	13.5	9
1970	519	1781	3.4	178.1	17	260	116	.446	1389	138.9	12.0	8
1971	609	2404	3.9	240.4	26	137	57	.416	676	67.6	11.9	2
1972	683	2806	4.1	280.6	25	129	61	.472	854	85.4	14.0	5
1973	557	1968	3.5	196.8	18	190	91	.468	1068	106.8	11.7	6
1974	612	2565	4.2	256.5	29	153	84	.549	979	97.9	11.7	8
1975	**714**	**3109**	4.4	282.6	34	136	61	.449	648	58.9	10.6	5
1976	557	1880	3.4	170.9	11	247	110	.445	1509	137.2	13.7	10
1977	676	2450	3.6	222.7	22	195	112	.574	1504	136.7	13.4	15
1978	564	2396	4.2	217.8	23	170	81	.476	1040	94.5	12.8	6
1979	500	1972	3.9	179.3	25	217	100	.461	1347	122.5	13.5	5
1980	551	2179	4.0	198.1	21	197	87	.442	1325	120.5	15.2	11
1981	544	2120	3.9	192.7	17	211	91	.431	1150	104.5	12.6	6
1982	489	1862	3.8	169.3	15	239	129	.540	1334	121.3	10.3	7
1983	494	1497	3.0	136.1	10	263	137	.520	1520	138.2	11.1	7
1984	502	1983	4.0	180.3	11	208	117	.563	1380	125.5	11.8	11
1985	468	1999	4.3	181.7	19	259	149	.575	1758	159.8	11.8	8
1986	463	1615	3.5	146.8	20	320	195	.609	2398	218.0	12.3	19
1987	376	862	2.3	78.4	7	399	238	.596	2322	211.1	9.8	8
1988	379	1231	3.2	111.9	11	316	179	.566	1873	170.3	10.5	7
1989	361	761	2.1	69.2	5	372	206	.554	2086	189.6	10.1	7
1990	487	1858	3.8	168.9	9	233	102	.438	1396	126.9	13.7	9
1991	508	1760	3.5	160.0	10	245	120	.490	1374	124.9	11.5	12
1992	494	1724	3.5	156.7	13	297	150	.505	1514	137.6	10.1	7
1993	398	1282	3.2	116.5	9	321	162	.505	1661	151.0	10.3	11
1994	450	1918	4.3	174.4	15	318	184	.579	2197	199.7	11.9	16
1995	504	2261	4.5	205.5	21	289	144	.498	1725	156.8	12.0	17
1996	455	1891	4.2	171.9	20	282	152	.539	1605	145.9	10.6	12
1997	482	2285	4.7	207.7	33	345	202	.586	2591	235.5	12.8	16
1998	545	2659	4.6	225.5	24	225	116	.516	1567	142.5	13.5	12
1999	468	2075	3.5	146.9	18	329	153	.465	2807	255.2	18.3	25
2000	405	1704	4.2	154.9	17	410	200	.488	2554	232.2	12.8	15
2001	447	1609	3.6	134.1	15	392	246	.628	3185	265.4	12.9	25
2002	451	1532	3.4	127.7	23	446	278	.623	3331	274.1	12.0	25
2003	518	2244	4.3	160.3	**36**	**535**	**363**	**.679**	**4772**	**340.9**	13.1	**38**
2004	453	1561	3.4	120.1	25	460	277	.602	3635	279.6	13.1	24
2005	412	1474	3.6	134.0	15	445	254	.571	3208	291.6	12.6	27
2006	368	1040	2.7	86.7	11	420	241	.574	2779	231.6	11.5	15
2007	448	1669	3.8	130.7	14	484	265	.547	3070	236.2	11.6	13
2008	376	1287	3.4	107.2	10	461	265	.575	2615	217.9	9.9	10
2009	352	841	2.4	70.1	9	534	317	.594	3281	273.4	10.4	15
2010	438	1376	3.1	98.3	14	503	323	.642	3552	253.7	11.0	19
2011	375	886	2.4	73.8	11	459	301	.656	3589	299.1	11.9	24
2012	339	1039	3.1	86.6	7	495	311	.628	3584	298.7	11.5	26
2013	451	1219	2.7	101.6	5	286	131	.458	1491	124.2	11.4	8
2014	358	1171	3.3	97.6	11	468	226	.483	3333	277.8	14.7	23
2015	428	1556	3.6	129.7	7	374	177	.473	2502	208.5	14.1	18
2016	484	1772	3.7	136.3	9	358	212	.592	2998	230.6	14.1	27
2017	444	1763	4.0	146.9	12	387	211	.545	2852	237.7	13.5	24

In 1952, Tom Pagna spearheaded a vaunted Miami ground game that averaged a program record 311.2 yards per contest. Pagna averaged 118.2 yards a game that season as Miami went 8-1.



In 1986, Terry Morris led Miami to its 13th MAC Championship by guiding the most efficient passing attack in program history at that time. As a team, Miami completed 195-of-320 passes for a .609 completion percentage. Morris boasted a .627 completion rate on his own. Since then, Miami quarterback Ben Roethlisberger shattered the record with a 69.1 completion rate in 2003.

Annual Season Totals

		Total Defense		Turnovers Forced		
	GP	Yards	Y/G	INT	FUM	TOs
1949	9	2,442	271.3	20	-	-
1950	10	2,136	213.6	20	-	-
1951	10	2,928	292.8	8	-	-
1952	9	1,926	214.0	19	-	-
1953	9	1,617	179.7	17	-	-
1954	9	**1,492**	165.8	14	-	-
1955	9	1,993	221.4	16	-	-
1956	9	1,759	195.4	9	-	-
1957	9	2,163	240.3	11	-	-
1958	9	1,990	221.1	15	-	-
1959	9	1,806	200.7	8	-	-
1960	10	2,436	243.6	9	17	26
1961	10	2,099	209.9	9	14	23
1962	11	2,594	235.8	14	15	29
1963	10	2,772	277.2	11	13	24
1964	10	2,467	246.7	9	13	22
1965	10	2,088	208.8	9	12	21
1966	10	2,277	227.7	18	7	25
1967	10	2,260	226.0	13	12	25
1968	10	2,324	232.4	18	18	36
1969	10	2,363	236.3	19	16	35
1970	10	1,929	192.9	14	12	26
1971	10	1,893	189.3	13	13	26
1972	10	2,276	227.6	20	22	42
1973	11	1,774	**161.3**	19	16	35
1974	11	2,190	199.1	12	7	19
1975	12	2,353	196.1	8	20	28
1976	11	3,540	321.8	5	9	14
1977	11	3,105	282.3	11	16	27
1978	11	3,062	278.4	15	17	32
1979	11	2,929	266.3	8	16	24
1980	11	3,494	317.6	14	13	27
1981	11	2,930	266.4	16	9	25
1982	11	3,361	305.5	19	14	33
1983	11	3,575	325.0	13	21	34
1984	11	3,845	349.5	11	12	23
1985	11	3,549	322.6	20	10	30
1986	12	3,735	311.3	21	**23**	**44**
1987	11	3,973	361.2	9	19	28
1988	11	4,532	412.0	7	11	18
1989	11	3,616	328.7	12	15	27
1990	11	3,036	276.0	15	10	25
1991	11	2,980	270.9	21	11	32
1992	11	3,667	333.4	13	17	30
1993	11	3,925	356.8	20	10	30
1994	11	3,892	353.8	11	8	19
1995	11	2,768	251.6	**22**	10	32
1996	11	3,377	307.0	11	12	23
1997	11	3,374	306.7	11	14	25
1998	11	3,301	300.1	13	7	20
1999	11	4,117	374.3	14	13	27
2000	11	4,455	405.0	12	6	18
2001	12	4,202	350.2	11	6	17
2002	12	4,952	412.7	13	14	27
2003	14	4,776	341.1	21	18	39
2004	13	4,404	338.8	9	11	20
2005	11	3,821	347.4	20	15	35
2006	12	3,981	331.8	14	8	22
2007	13	4,880	375.4	11	9	20
2008	12	4,746	395.5	6	9	15
2009	12	4,528	377.3	6	15	21
2010	14	4,735	338.2	21	13	34
2011	12	4,364	363.7	10	10	20
2012	12	5,612	467.7	12	2	14
2013	12	5,811	484.2	10	9	19
2014	12	5,211	434.2	11	11	22
2015	12	4,855	404.6	10	7	17
2016	13	4,590	353.1	14	7	21
2017	12	4,411	367.6	11	6	17



Miami's 1973 team restricted its opponents to a meager 161.3 yards of total offense per game on the way to a MAC Championship and the first of three Tangerine Bowl victories. The team blanked three opponents over the course of an 11-game season and allowed just 1.8 yards per rush.



In 1986, Miami forced a whopping 44 turnovers, including a program-best 23 fumbles, on the way to a MAC Championship and a berth in the California Bowl. The team, which also totaled 21 interceptions, forced an average of 3.7 turnovers per game.



Miami's 1995 team intercepted a program-record 22 passes and was the last Miami defensive unit to allow under 300 yards of total offense per game. The 251.6 yards allowed per game is the lowest by a Miami defense in the last 30 years.

Annual Season Totals

	Rushing Defense				Pass Defense				
Year	Att.	Yds	Avg.	Y/G	Att.	Cmp.	Yds	Yds/C	Yds/G
1949	551	1,947	3.5	216.3	127	39	495	12.7	**55.0**
1950	435	1,199	2.8	119.9	165	64	937	14.6	93.7
1951	-	1,854	-	185.4	184	88	1,074	12.2	107.4
1952	-	1,179	-	131.0	135	55	747	13.6	83.0
1953	-	864	-	96.0	144	57	753	13.2	83.7
1954	-	883	-	98.1	138	45	609	13.5	67.7
1955	-	1,169	-	129.9	141	61	824	13.5	91.6
1956	392	990	2.5	110.0	-	-	769	-	85.4
1957	443	1,447	3.3	160.8	133	57	716	12.6	79.6
1958	379	1,133	3.0	125.9	149	56	857	15.3	95.2
1959	343	918	2.7	102.0	168	69	888	12.9	98.7
1960	446	1,527	3.4	152.7	168	73	909	12.5	90.9
1961	441	1,337	3.0	133.7	143	61	762	12.5	76.2
1962	416	1,385	3.3	125.9	233	84	1,209	14.4	109.9
1963	419	1,837	4.4	183.7	141	64	935	14.6	93.5
1964	406	1,416	3.5	141.6	138	75	1,051	14.0	105.1
1965	393	898	2.3	89.8	171	93	1,190	12.8	119.0
1966	392	944	2.4	94.4	239	113	1,333	11.8	133.3
1967	416	1,244	3.0	124.4	170	74	1,016	13.7	101.6
1968	359	775	2.2	77.5	273	127	1,549	12.2	154.9
1969	410	858	2.1	85.8	245	118	1,505	12.8	150.5
1970	504	1,054	2.1	105.4	192	85	875	10.3	87.5
1971	408	953	2.3	95.3	211	92	940	**10.2**	94.0
1972	365	961	2.6	96.1	231	104	1,315	12.6	131.5
1973	424	**770**	**1.8**	**70.0**	221	86	1,004	11.7	91.3
1974	454	1,153	2.5	104.8	186	82	1,037	12.6	94.3
1975	462	947	2.0	78.9	216	94	1,406	15.0	117.2
1976	605	2,231	3.7	202.8	176	89	1,309	14.7	119.0
1977	549	1,835	3.3	166.8	208	92	1,270	13.8	115.5
1978	593	2,023	3.4	183.9	213	84	1,039	12.4	94.5
1979	552	1,497	2.7	136.1	247	128	1,432	11.2	130.2
1980	577	1,996	3.5	181.5	247	125	1,498	12.0	136.2
1981	481	1,281	2.7	116.5	281	146	1,649	11.3	149.9
1982	447	1,115	2.5	101.4	334	195	2,246	11.5	204.2
1983	496	1,581	3.2	143.7	284	164	1,994	12.2	181.3
1984	482	2,000	4.1	181.8	306	178	1,845	10.4	167.7
1985	489	1,488	3.0	135.3	313	161	2,061	12.8	187.4
1986	483	1,646	3.4	137.2	307	176	2,089	11.9	174.1
1987	466	1,727	3.7	157.0	315	176	2,246	12.8	204.2
1988	**579**	2,620	4.5	238.2	220	149	1,912	12.8	173.8
1989	528	1,852	3.5	168.4	264	138	1,764	12.8	160.4
1990	519	1,709	3.3	155.4	244	106	1,327	12.5	120.6
1991	447	1,209	2.7	109.9	300	143	1,771	12.4	161.0
1992	482	1,836	3.8	166.9	274	142	1,831	12.9	166.5
1993	554	2,016	3.6	183.3	293	150	1,909	12.7	173.5
1994	491	2,040	4.2	185.5	275	138	1,852	13.4	168.4
1995	435	1,220	2.8	110.9	303	138	1,548	11.2	140.7
1996	526	2,054	3.9	186.7	260	104	1,323	12.7	120.3
1997	474	1,640	3.5	149.1	271	137	1,734	12.7	157.6
1998	470	1,642	3.5	149.3	298	142	1,659	11.7	150.8
1999	530	1,856	3.5	168.7	353	170	2,261	13.3	205.5
2000	505	2,344	4.6	213.1	302	162	2,111	13.0	191.9
2001	449	1,707	3.8	142.3	393	210	2,495	11.9	207.9
2002	393	1,676	4.3	139.7	424	251	**3,276**	13.1	273.0
2003	456	1,563	3.4	111.6	**481**	**252**	3,213	12.8	229.5
2004	480	1,601	3.3	123.2	414	236	2,803	11.9	215.6
2005	374	1,535	4.1	139.5	368	215	2,286	10.6	207.8
2006	437	2,081	4.8	173.4	275	163	1,900	11.7	158.3
2007	522	2,191	4.2	168.5	413	248	2,689	10.8	206.8
2008	459	2,500	5.4	208.3	297	185	2,246	12.1	187.2
2009	459	2,243	4.9	186.9	318	184	2,285	12.4	190.4
2010	448	2,276	4.0	127.6	424	241	2,949	12.2	210.6
2011	485	2,022	4.2	168.5	344	200	2,342	11.7	195.2
2012	529	2,893	5.5	241.1	356	217	2,719	12.5	226.6
2013	528	2,680	5.1	223.3	387	254	3,131	12.3	260.9
2014	472	2,399	5.1	199.9	392	242	2,812	11.6	234.3
2015	488	2,027	4.2	168.9	375	231	2,828	12.2	235.7
2016	468	1,875	4.0	144.2	408	238	2,715	11.4	208.8
2017	449	2,001	4.5	166.8	365	192	2,410	12.6	200.8



Two-time MAC Defensive Player of the Year Curt McMillan helped Miami allow just 2.7 yards per rush in 1991—the last time it allowed less than 3.0 yards per rush.



Brad Cousino was a two-time MAC Defensive Player of the Year in 1973 and 1974, as Miami's defense allowed just 180.1 yards of total offense per game over a two-year span.

Season Openers

Overall Record: 80-43-6 (.643)

1888	Cincinnati	T	0-0
1889	at Cincinnati	W	34-0
1891	at Ohio Wesleyan	L	0-104
1892	at Earlham	L	0-12
1893	Cincinnati	W	24-6
1894	at Hamilton AC	W	18-0
1895	at Cincinnati	W	12-0
1896	at Cincinnati	W	6-4
1897	Cincinnati	L	0-6
1898	Cincinnati	L	0-22
1899	vs. Cincinnati	L	0-22
1900	at Wittenberg	L	0-33
1901	vs. Denison	L	0-6
1902	vs. Denison	W	24-5
1903	at Ohio Wesleyan	L	6-19
1904	at Ohio State	L	0-80
1905	Hamilton AC	W	52-0
1906	Georgetown (KY)	W	16-0
1907	Antioch	W	38-0
1908	Wilmington	W	34-0
1909	Wilmington	W	35-2
1910	Wilmington	W	5-0
1911	Wilmington	W	46-0
1912	Wilmington	W	30-0
1913	Wilmington	W	33-0
1914	Otterbein	W	40-0
1915	Ohio Northern	W	41-0
1916	Ohio Northern	W	27-0
1917	Ohio Northern	W	32-0
1918	Ohio Northern	W	47-0
1919	Kenyon	W	26-0
1920	Xavier	W	31-0
1921	Dayton	W	55-0
1922	Alumni	T	0-0
1923	Georgetown (KY)	W	22-0
1924	Georgetown (KY)	W	7-0
1925	Georgetown (KY)	W	19-0
1926	Wilmington	W	9-0
1927	Hanover	W	80-0
1928	Defiance	W	42-0
1929	Earlham	W	57-0
1930	at Indiana	L	0-14
1931	at Pittsburgh	L	0-61
1932	at Illinois	L	7-20
1933	at Indiana	L	0-7
1934	Eastern Kentucky	W	19-0
1935	Eastern Kentucky	W	33-7
1936	DePauw	W	14-6
1937	Alma	W	27-0
1938	Alma	W	51-0
1939	Mt. Union	W	7-0
1940	Ball State	T	0-0
1941	Hanover	W	53-0
1942	Centre	W	28-6
1943	at Indiana	T	7-7
1944	vs. Bowling Green	W	28-7
1945	Bowling Green	W	26-0
1946	at Purdue	L	7-13
1947	Murray State	W	28-12
1948	Marshall	W	38-6
1949	at Wichita	W	23-6
1950	at Bowling Green	W	54-6
1951	at Wichita*	W	21-13
1952	at Bowling Green	W	42-7
1953	Bowling Green	W	47-0
1954	at Bowling Green*	W	46-7
1955	at Northwestern	W	25-14
1956	George Washington	L	6- 7
1957	at Western Michigan	W	20- 0
1958	Western Michigan	W	34-20
1959	at Western Michigan	W	21-0
1960	at Xavier	L	6-17
1961	Villanova	L	0-33
1962	at Xavier	W	23-14
1963	Xavier	L	12-21
1964	at Xavier*	T	7-7
1965	at Purdue	L	0-38
1966	at Indiana	W	20-10
1967	at Western Michigan	L	14-24
1968	at Xavier*	W	28-7
1969	Xavier	W	35-7
1970	at Xavier	W	28-7
1971	at Pacific*	W	17-10
1972	Dayton	W	34-7
1973	Dayton	W	32-0
1974	Eastern Michigan	W	39-0
1975	Marshall	W	50-0
1976	at North Carolina	L	10-14
1977	Dayton	W	26-23
1978	at Ball State	L	14-38
1979	Ball State	W	27-3
1980	Central Michigan	L	14-15
1981	at William & Mary	W	33-14
1982	William & Mary	W	35-17
1983	at South Carolina*	L	3-24
1984	at Western Michigan	L	13-17
1985	at Ball State	W	17-13
1986	Ball State	W	45-7
1987	at Central Michigan	W	15-6
1988	at Eastern Michigan*	L	17-24
1989	at Purdue	L	10-27
1990	at North Carolina	L	0-34
1991	Ball State	W	15-7
1992	at West Virginia	T	29-29
1993	Southwestern Louisiana	W	29-28
1994	Western Michigan	L	25-28
1995	Ball State*	L	15-17
1996	Kent State	W	64-6
1997	Ball State	W	27-10
1998	at North Carolina*	W	13-10
1999	at Northwestern	W	28-3
2000	at Vanderbilt	W	33-30
2001	at Michigan	L	13-31
2002	at North Carolina	W	27-21
2003	at Iowa	L	3-21
2004	Indiana State*	W	49-0
2005	at Ohio State	L	14-34
2006	Northwestern*	L	3-21
2007	Ball State*	W	14-13
2008	Vanderbilt*	L	13-34
2009	Kentucky (Cincinnati)	L	0-42
2010	Florida	L	12-34
2011	Missouri	L	6-17
2012	Ohio State	L	10-56
2013	at Marshall	L	14-52
2014	Marshall	L	27-42
2015	Presbyterian	W	26-7
2016	at Iowa	L	21-45
2017	at Marshall	L	26-31

Home Openers

Overall Record: 90-32-4 (.730)

1888	Cincinnati	T	0-0
1889	Dayton AC	W	14-4
1891	Hamilton AC	W	38-0
1892	Hamilton AC	W	28-0
1893	Cincinnati	W	24-6
1895	Butler	W	6-0
1896	Earlham	W	26-0
1897	Cincinnati	L	0-6
1898	Cincinnati	L	0-22
1899	Wittenberg	W	6-0
1901	Wittenberg	L	0-12
1902	Earlham	W	12-0
1904	Hamilton AC	W	12-6
1905	Hamilton AC	W	52-0
1906	Georgetown (KY)	W	16-0
1907	Antioch	W	38-0
1908	Wilmington	W	34-0
1909	Wilmington	W	35-2
1910	Wilmington	W	5-0
1911	Wilmington	W	46-0
1912	Wilmington	W	30-0
1913	Wilmington	W	33-0
1914	Otterbein	W	40-0
1915	Ohio Northern	W	41-0
1916	Ohio Northern	W	27-0
1917	Ohio Northern	W	32-0
1918	Ohio Northern	W	47-0
1919	Kenyon	W	26-0
1920	Xavier	W	31-0
1921	Dayton	W	55-0
1922	Alumni	T	0-0
1923	Georgetown (KY)	W	22-0
1924	Georgetown (KY)	W	7-0
1925	Georgetown (KY)	W	19-0
1926	Wilmington	W	9-0
1927	Hanover	W	80-0
1928	Defiance	W	42-0
1929	Earlham	W	57-0
1930	Illinois "B"	T	6-6
1931	Ball State	W	47-0
1932	DePauw	W	33-13
1933	Hanover	W	14-0
1934	Eastern Kentucky	W	19-0
1935	Eastern Kentucky	W	33-7
1936	DePauw	W	14-6
1937	Alma	W	27-0
1938	Alma	W	51-0
1939	Mt. Union	W	7-0
1940	Ball State	T	0-0
1941	Hanover	W	53-0
1942	Centre	W	28-6
1943	Bethany	W	34-12
1944	Oberlin	W	13-7
1945	Bowling Green	W	26-0
1946	Memphis NATC	W	42-0
1947	Murray State	W	28-12
1948	Marshall	W	38-6
1949	Xavier	L	19-27
1950	Xavier	L	0-7
1951	Bowling Green	W	46-7
1952	Xavier	W	26-7
1953	Bowling Green	W	47-0
1954	Xavier	W	42-7
1955	Xavier	W	13-12
1956	George Washington	L	6- 7
1957	Xavier	L	19-39
1958	Western Michigan	W	34-20
1959	Xavier	W	33-7
1960	Western Michigan	W	15-14
1961	Villanova	L	0-33
1962	Quantico Marines	W	16-0
1963	Xavier	L	12-21
1964	Western Michigan	W	35-0
1965	Xavier	L	28-29
1966	Western Michigan	W	26-9
1967	Xavier	L	6-7
1968	Western Michigan	W	28- 0
1969	Xavier	W	35-7
1970	Western Michigan	W	23-12
1971	Marshall	W	66-6
1972	Dayton	W	34-7
1973	Dayton	W	32-0
1974	Eastern Michigan	W	39-0
1975	Marshall	W	50-0
1976	Ball State	L	6-23
1977	Dayton	W	26-23
1978	Central Michigan	L	18-37
1979	Ball State	W	27-3
1980	Central Michigan	L	14-15
1981	Kent	W	20-13
1982	William & Mary	W	35-17
1983	Western Michigan	L	18-20
1984	Bowling Green	L	10-41
1985	Ohio	W	29-22
1986	Ball State	W	45-7
1987	Eastern Michigan	L	17-33
1988	Cincinnati	L	18-34
1989	Cincinnati	L	14-30
1990	Toledo	L	14-20
1991	Ball State	W	15-7
1992	Cincinnati	W	17-14
1993	Southwestern Louisiana	W	29-28
1994	Western Michigan	L	25-28
1995	Ball State*	L	15-17
1996	Kent State	W	64-6
1997	Ball State	W	27-10
1998	Toledo	W	28-14
1999	Eastern Michigan	W	35-21
2000	Kent State	W	45-14
2001	Cincinnati	W	21-14
2002	Iowa	L	24-29
2003	Cincinnati	W	42-37
2004	Indiana State*	W	49-0
2005	Central Michigan	L	37-38
2006	Northwestern*	L	3-21
2007	Cincinnati	L	10-47
2008	Vanderbilt*	L	13-34
2009	Cincinnati	L	13-37
2010	Eastern Michigan	W	28-21
2011	Bowling Green	L	23-37
2012	Southern Illinois	W	30-14
2013	Cincinnati	L	0-14
2014	Eastern Kentucky	L	27-42
2015	Presbyterian	W	26-7
2016	Eastern Illinois	L	17-21
2017	Austin Peay	W	31-10

MAC Openers/Homecoming Games

MAC OPENERS

Overall Record: 44-25-1 (.650)

1948	at Ohio	W	21-0
1949	Ohio	W	26-0
1950	Western Michigan	W	35-0
1951	at Western Michigan	W	34-27
1952	at Bowling Green	W	42-7
1953	Bowling Green	W	47-0
1954	at Bowling Green*	W	46-7
1955	Toledo	W	47-0
1956	Toledo	W	33-14
1957	at Western Michigan	W	20- 0
1958	Western Michigan	W	34-20
1959	at Western Michigan	W	21-0
1960	Western Michigan	W	15-14
1961	at Western Michigan	L	3-6
1962	Western Michigan	W	17-7
1963	Marshall	T	14-14
1964	at Marshall*	W	21-0
1965	at Western Michigan	W	36-9
1966	Western Michigan	W	26-9
1967	at Western Michigan	L	14-24
1968	Western Michigan	W	28- 0
1969	at Western Michigan	W	24-20
1970	Western Michigan	W	23-12
1971	Ohio	L	0-3
1972	Bowling Green	L	7-16
1973	Ohio	W	10-6
1974	at Ohio	W	31-3
1975	Ball State	W	35-28
1976	Ball State	L	6-23
1977	Ohio	W	28-24
1978	at Ball State	L	14-38
1979	Ball State	W	27-3
1980	Central Michigan	L	14-15
1981	at Eastern Michigan*	W	18-12
1982	Eastern Michigan	W	35-0
1983	at Bowling Green	L	14-17
1984	at Western Michigan	L	13-17
1985	at Ball State	W	17-13
1986	Ball State	W	45-7
1987	at Central Michigan	W	15-6
1988	at Eastern Michigan*	L	17-24
1989	Central Michigan	L	7-20
1990	Toledo	L	14-20
1991	Ball State	W	15-7
1992	at Ball State	L	9-19
1993	at Western Michigan	L	0-17
1994	Western Michigan	L	25-28
1995	Ball State*	L	15-17
1996	Kent	W	64-6
1997	Ball State	W	27-10
1998	Toledo	W	28-14
1999	Eastern Michigan	W	35-21
2000	at Eastern Michigan	W	34-17
2001	at Ball State	W	28-20
2002	Kent State	W	27-20
2003	Akron	W	45-20
2004	Ohio	W	40-20
2005	Central Michigan	L	37-38
2006	Kent State	L	14-16
2007	at Ball State	W	14-13
2008	Temple	L	10-28
2009	at Western Michigan	L	26-48
2010	Eastern Michigan	W	28-21
2011	Bowling Green	L	23-37
2012	Massachusetts	W	27-16
2013	Central Michigan	L	9-21
2014	at Buffalo	L	27-35
2015	at Kent State	L	14-20
2016	Ohio	L	7-17
2017	at Central Michigan	W	31-14

HOMECOMING GAMES

Overall Record: 61-35-4 (.630)

1914	Denison	L	33-40
1915	Ohio Wesleyan	W	19-7
1916	Kenyon	W	66-0
1917	Ohio Wesleyan	W	20-0
1919	Ohio Wesleyan	W	13-7
1920	Kentucky	W	14-0
1922	Ohio Northern	W	6- 0
1923	Oberlin	L	7-13
1924	Wooster	L	6-20
1925	Oberlin	L	7-18
1926	Ohio Wesleyan	L	7-14
1928	Ohio Wesleyan	L	0-12
1929	Oberlin	W	20-0
1930	Ohio Wesleyan	L	20-23
1931	Denison	W	19-0
1932	Ohio Wesleyan	W	26-3
1933	Georgetown (KY)	W	51-0
1934	Ohio Wesleyan	L	6-10
1935	Marshall	W	20-13
1936	Ohio	W	3-0
1937	Ohio Wesleyan	W	32-0
1938	Ohio	L	12-20
1939	Ohio Wesleyan	T	0-0
1940	Ohio	L	0-27
1941	Ohio Wesleyan	L	6-26
1942	Ohio	L	13-39
1943	Ohio Wesleyan	W	35-0
1944	DePauw	W	12-0
1945	Ohio	W	34-0
1946	Xavier	W	28-6
1947	Ohio	W	21-0
1948	Western Michigan	W	34-28
1949	Ohio	W	26-0
1950	Wichita	W	39-13
1951	Ohio	W	7-0
1952	Toledo	W	27-13
1953	Ohio	T	7-7
1954	Western Michigan	W	48-0
1955	Ohio	W	34-7
1956	Kent State	W	14-0
1957	Ohio	W	26-0
1958	Bowling Green	W	28-14
1959	Ohio	W	24-0
1960	Kent State	L	19-22
1961	Ohio	L	18-28
1962	Bowling Green	T	24-24
1963	Ohio	L	10-13
1964	Bowling Green	L	18-21
1965	Marshall	W	28-7
1966	Kent State	W	7-0
1967	Marshall	W	48-6
1968	Kent State	W	24-0
1969	Marshall	W	35-7
1970	Northern Illinois	W	48-0
1971	Ohio	L	0-3
1972	Xavier	W	25-7
1973	Ohio	W	10-6
1974	Bowling Green	W	34-10
1975	Ohio	W	17-9
1976	Bowling Green	W	9-7
1977	Ohio	W	28-24
1978	Bowling Green	W	18-7
1979	Ohio	L	7-9
1980	Bowling Green	W	7-3
1981	Ohio	W	40-14
1982	Bowling Green	W	17-12
1983	Kent State	W	27-7
1985	Ohio	W	29-22
1986	Bowling Green	W	24-7
1987	Bowling Green	W	17-7
1988	Western Michigan	L	18-41
1989	Bowling Green	W	17-13
1990	Ball State	W	24-10
1991	Ohio	W	34-0
1992	Central Michigan	W	16-13
1993	Ohio	L	20-22
1994	Akron	W	50-14
1995	Toledo	T	28-28
1996	Army	L	7-27
1997	Cincinnati (2OT)	L	31-34
1998	Bowling Green	W	24-12
1999	Cincinnati	L	42-52
2000	Ball State	L	10-15
2001	Western Michigan	W	25-11
2002	Northern Illinois	L	41-48
2003	Akron	W	45-20
2004	UCF*	W	43-7
2005	Central Michigan	L	37-38
2006	Northern Illinois	L	25-28
2007	Bowling Green	W	47-14
2008	Kent State	L	21-54
2009	Northern Illinois	L	22-27
2010	Ohio	L	34-13
2011	Buffalo	W	41-13
2012	Massachusetts	W	27-16
2013	Akron	L	17-24
2014	Western Michigan	L	10-41
2015	Cincinnati	L	33-37
2016	Western Kentucky	L	24-31
2017	Cincinnati	L	17-21

Yager Stadium Records

RUSHING

Most Rushing Attempts
Individual: 44 by Travis Prentice vs. Ohio, 1998
Team: 83 by Army, 1996
(Miami: 62 vs. Eastern Michigan, 1984)

Most Rushing Yards
Individual: 376 by Travis Prentice vs. Akron, 1999
Team: 408 by Army, 1996
(Miami: 399 vs. Akron, 1999)

Most Rushing Touchdowns
Individual: 5 by Michael Turner (Northern Illinois, 2002 (Miami: 4, six times—last by Cal Murray vs. Kent State, 2000)
Team: 6 vs. Kent State, 1996

PASSING

Most Passes Attempted
Individual: 61 by Ben Roethlisberger vs. Northern Illinois, 2002
Team: 61 vs. Northern Illinois, 2002

Most Passes Completed
Individual: 41 by Ben Roethlisberger vs. Northern Illinois, 2002
Team: 41 vs. Northern Illinois, 2002

Most Passing Yards
Individual: 525 by Ben Roethlisberger vs. Northern Illinois, 2002
Team: 525 vs. Northern Illinois, 2002

Most Passing Touchdowns
Individual: 5 by Sam Ricketts vs. Akron, 1995
Team: 6 vs. Akron, 1995

RECEIVING

Most Receptions
14 by Brayden Coombs vs. Buffalo, 2009
14 by Nick Harwell vs. WMU, 2011

Most Receiving Yards
219 by Nick Harwell vs. Ohio, 2010

Most Touchdown Receptions
4 by Andy Schillinger vs. Central Michigan, 1986
4 by Sam Martin vs. UMass, 2014

SCORING

Most Points
Individual: 30 by Travis Prentice vs. Kent State, 1998
Team: 65 by Miami vs. Akron, 1995

Most Touchdowns
Individual: 5 by Travis Prentice vs. Kent State, 1998
Team: 9 vs. Kent State, 1996; Akron, 1995

Most Field Goals
4 by Zac Derr, Akron, 2001
4 by Nathan Parseghian vs. Ohio, 2008

Most Extra Points
9 by Chad Seitz vs. Akron, 1995

PUNTING

Most Punts
12 by Brad Maynard, Ball State, 1995

Highest Punting Average
(Min. 5 punts)
50.8 by Adam Wilfeck, Cincinnati, 2001

PUNT AND KICKOFF RETURNS

Most Punt Returns
7 by Courtney Burton, Ohio, 1993;
Marcus Goodwin, Toledo, 1992

Most Punt Return Yards
237 by Ryne Robinson vs. Buffalo, 2003

Most Kickoff Returns
8 by Aaron Leeper, Buffalo, 2003

Most Kickoff Return Yards
134 by Aaron Leeper, Buffalo, 2003

INTERCEPTIONS

Most Interceptions
Individual: 3 by Sheldon White vs. Ball State, 1986
Team: 6 vs. Kent State, 1992

Most Interception Return Yards
Individual: 78 by Cleon Plummer vs. Eastern Michigan, 1995 and by Ben Bennett vs. Charleston Southern, 2008
Team: 93 vs. Bowling Green, 1987

SCORING

Rush
96 by Ty King vs. Kent State, 1996 (t)
96 by Thomas Merriweather vs. Temple, 2010 (t)

Pass Completion
94 from Mike Bath to Sly Johnson vs. Eastern Michigan, 1999 (t)

Punt
84 by Zac Murphy vs. Cincinnati, 2013

Field Goal
55 by Trevor Cook vs. Toledo, 2009

Punt Return
86 by Ryne Robinson vs. Buffalo, 2003 (t)

Kickoff Return
96 by Milt Stegall vs. Ohio, 1991 (t); Chris Thomas vs. Ball State, 1986 (t)

Interception Return
76 by Brison Burris vs. Buffalo, 2015 (t)

(t)—touchdown



Ty King's 96-yard touchdown rush versus Kent State in 1996 stands as a Yager Stadium record.