

MIAMI UNIVERSITY ATHLETIC MEDIA RELATIONS

Mike Harris, Director
Angie Renninger, Assoc. Director
Vince Frieden, Pub. Coord./Asst. Dir.
Ryan Erb, Asst. Director
Andrew Borders, Intern
Norma McClure, Sr. Program Asst.












MU  .COM



230 Millett Hall • Oxford, OH 45056 • Phone: 513.529.4327
Fax: 513.529.6729 • Email: harrismr@muohio.edu / friedevt@muohio.edu

2004 SCHEDULE

Times are local to site and subject to change

	Aug. 28 vs. Indiana State W, 49-0
	Sept. 4 at Michigan L, 10-43
	Sept. 11 at Cincinnati L, 26-45
	Sept. 18 vs. Ohio W, 40-20
	Sept. 29 at Marshall 7 p.m. (ESPN2)
	Oct. 9 vs. Kent State 2 p.m. (Parents' Weekend)
	Oct. 16 at Buffalo 1:30 p.m.
	Oct. 23 vs. UCF 7 p.m. (Homecoming)
	Nov. 2 vs. Toledo 7:30 p.m. (ESPN2)
	Nov. 13 .. at Western Michigan 2 p.m.
	Nov. 20 at Akron Noon

Miami Sports Network:
Miami's radio network, MSN, carries all 12



games live via several affiliates. RedHawk games can be heard through www.MURedHawks.com (via internet) and TEAMLINE (via telephone, 1-800-846-4700, access code 5768). Each broadcast begins one hour prior to kickoff. Steve Baker (play-by-play), Tim Bray (color) and Neil Dougherty (sideline) call the action. MSN affiliates include WMOH-AM (1450), WCKY-AM (1360), WFMG-FM (101.3), WONE-AM (980), WKKY-FM (104.7) and WVKO-AM (1580).

2004 REDHAWK FOOTBALL (2-2, 0-0 MAC)

MIAMI UNIVERSITY FOOTBALL

Sept. 29, 2004 • 7 p.m. • Edwards Stadium • Huntington, WV
at Marshall University (0-3, 0-0 MAC) • ESPN2

MATCH-UP AT A GLANCE:

Stadium Joan C. Edwards Stadium (38,019); Huntington, W.Va.
Surface Artificial Turf
Kickoff 7 p.m. ET
Radio Miami Sports Network (Pregame at 6 p.m. ET)
Television ESPN2
Cybercast www.MURedHawks.com
Series Record Miami leads 30-9-1



GAMEDAY CENTRAL

Miami	VS.	Marshall
Oxford, Ohio	Location	Huntington, W.Va.
16,300	Enrollment	16,551
Mid-American (East Division)	Conference	Mid-American (East Division)
Yager Stadium (30,012)	Stadium	Joan C. Edwards Stadium (38,019)
Terry Hoepfner (Franklin '69)	Head Coach	Bob Pruett (Marshall '65)
Sixth Season	Years at School	Ninth Season
42-22 (Sixth Season)	Overall Record	88-20 (Ninth Season)
Same	Record at School	Same
13-1	2003 Record	8-4
8-0 (1st, MAC East / MAC Champs)	2003 Conference Record	6-2 (2nd, MAC East)
16/8	Starters Returning/Lost	15/10
46/13	Lettermen Returning/Lost	44/15

STORYLINES

- CLASH OF THE MAC EAST TITANS:** Miami's Sept. 29 contest versus Marshall marks the eighth meeting between the programs since Marshall re-joined the MAC in 1997. Over that span, no other MAC East program has captured the East. In five of the last six years, the Miami-Marshall matchup has ultimately determined the division champ.
- DAUNTING "D's":** It will be tough going for both offenses, as Marshall and Miami own two of the league's top defensive units. The Thundering Herd has restricted a trio of strong non-conference foes to an average of 343.0 yards per game, ranking third in the league, while Miami has allowed 334.8 yards per game to rank second.
- FLYIN' RYNE:** One game after breaking Miami's career punt return yardage record with a 74-yard return for a touchdown, sophomore sensation Ryne Robinson is just three yards shy of erasing the MAC record of 1,001 career punt return yards.
- BETTS TAKE FIVE:** Through his first four career starts, Miami junior quarterback Josh Betts leads the MAC in passing and total offense, averaging 274.8 yards passing and 295.2 yards of total offense per game.
- GRINDING IT OUT:** Miami's running game busted out of a funk with 146 yards rushing versus Ohio last week and now runs head-long into a Marshall rushing defense that leads the MAC and is allowing just 96.7 yards rushing.

Game 5 MARSHALL



September 29, 2004 • Joan C. Edwards Stadium
Huntington, WV • 7 p.m. ET (ESPN2)



Series Notes

- Miami and Marshall are meeting for the 41st time in a series that began in 1905. The Red and White owns a 30-9-1 series advantage, including a 14-5 edge at Huntington.
- Since Marshall rejoined the MAC in 1997, the Thundering Herd has won five of the last seven meetings, including a five-game winning streak that ended last season with Miami's 45-6 victory in Oxford.
- Miami has not won a game in Huntington since 1979, posting a three-game losing streak. In 2002, the Red and White dropped a 36-34 loss at Huntington in the closing seconds.
- This marks the third straight season the teams have met on ESPN2, with the home team winning both previous meetings.

TALE OF THE TAPE

Miami	Marshall
31.2	13.0
392.8	209.0
94.5	70.7
31.0	33.7
3.0	2.1
298.2	138.3
38.0	28.7
13.3	8.8
27.0	18.0
334.8	343.0
94.5	96.7
127.2	2.7
207.5	246.3
12.0	15.1
-7	+5

Team Leaders

Betts (274.8 ypg)	Passing Yards	Hill (138.3 ypg)
Betts (9)	Passing TDs	Hill (2)
Clemens (40.0 ypg)	Rushing	Charles (53.7 ypg)
Smith (3)	Rushing TDs	Charles (1)
Nance (24)	Receptions	Davis (11)
Larkin (3)	Receiving TDs	Davis/Bates (1)
Nande (6.3 tpg)	Tackles	Atkins (9.3)
Johnson (3.5)	Sacks	Goddard (2.0)
Pusateri (2)	Interceptions	Royal (4)

Average Heights and Weights (Starters)

Miami	Marshall
6-6, 299	Offensive Line & TEs 6-4, 308
6-1, 197	Running Backs & WRs 6-0, 190
6-3, 271	Defensive Line 6-2, 260
6-2, 232	Linebackers 6-2, 230
6-1, 205	Defensive Backs 6-0, 193

Miami vs. Marshall Series History

Series Record:	Miami leads 30-9-1
At Oxford:	Miami leads 16-4-1
At Huntington:	Miami leads 14-5
Most Miami points:	66 (66-6) in 1971
Most Marshall points:	51 (51-31) in 2000
Combined points:	82 (Marshall, 51-31) in 2000
Biggest Miami win:	60 (66-6) in 1971
Biggest Marshall win:	41 (0-41) in 1938
Hooppner vs. Marshall:	1-4

Last 10 Meetings vs. Marshall

1978	A	W	29-3
1979	A	W	38-0
1980	H	W	34-6
1997	H	W	45-21
1998	A	L	17-31
1999	H	L	14-32
2000	A	L	31-51
2001	H	L	21-27
2002	A	L	34-36
2003	H	W	45-6

LAST MEETING

Marshall	0	6	0	0	—	6
Miami	7	21	10	7	—	45

November 12, 2003
Yager Stadium • Oxford, OH
Attendance: 26,286

SCORING SUMMARY

First Quarter	
8:46	MIA - Brandt 14-yd pass from Roethlisberger (Soderquist kick)
Second Quarter	
9:39	MIA - M. Smith 2 yd run (Parseghian kick)
7:32	MIA - Nande 43 yd interception return (Parseghian kick)
4:47	MAR - Watts 5 yd pass from Gochneaur (Wilks kick failed)
2:37	MIA - M. Smith 17 yd run (Parseghian kick)
Third Quarter	
1:50	MIA - Soderquist 21 yd FG
0:11	MIA - Murray 2 yd run (Soderquist kick)
Fourth Quarter	
8:37	MIA - Larkin 10 yd pass from Roethlisberger (Parseghian kick)

TEAM STATISTICS	MIAMI	OHIO
First Downs	11	21
Rushes-Yards	28-126	44-212
Passes (C-A-I)	14-25-2	18-30-0
Passing Yards	113	282
Plays-Total Yards	53-239	74-494
Punts-Average	5-32.8	2-22.5
Fumbles-Lost	3-3	0-0
Penalties-Yards	2-21	5-35
Third Down Conv.	4/12	7/15
Possession Time	24:23	35:37

INDIVIDUAL LEADERS

Rushing — MARSHALL: Charles 13-80, Wallace 11-40, Gochneaur 1-7, Davis 1-3, Schroeder 1-(-2); Miami: Murray 19-108, M. Smith 13-80, Ciborowski 8-22, Roethlisberger 3-4, Vonderheide 1-(-2).
Passing — MARSHALL: Gochneaur 12-25-113-0 TD-2 INT; Miami: Roethlisberger 18-29-282-2 TD-0 INT, Betts 0-1-0-0 TD-0 INT.
Receiving — MARSHALL: David 6-48, Rader 3-34, Charles 2-6, Schroeder 1-16, Watts 1-5, Wallace 1-4; Miami: Brandt 5-97, Larkin 5-43, Robinson 3-39, Murray 2-53, Nance 2-28, Tyler 1-22.

Around the MAC & the Nation

MID-AMERICAN CONFERENCE STANDINGS

2004 Standings (Through Sept. 18)



EAST DIVISION						MAC						Overall					
School	W-L	Pts.	Opp.	Home	Road	W-L	Pts.	Opp.	Home	Road	Stk.	W-L	Pts.	Opp.	Home	Road	Stk.
MIAMI	1-0	40	20	1-0	0-0	2-2	125	108	2-0	0-2	W1	2-2	125	108	2-0	0-2	W1
Kent State	0-0	0	0	0-0	0-0	1-2	66	78	1-0	0-2	L1	1-2	66	78	1-0	0-2	L1
Akron	0-0	0	0	0-0	0-0	0-3	34	130	0-1	0-2	L3	0-3	34	130	0-1	0-2	L3
UCF	0-0	0	0	0-0	0-0	0-3	39	116	0-1	0-2	L3	0-3	39	116	0-1	0-2	L3
Marshall	0-0	0	0	0-0	0-0	0-3	39	54	0-1	0-1	L2	0-3	39	54	0-1	0-1	L2
Ohio	0-1	0	0	0-0	0-0	1-2	65	78	1-0	0-2	L2	1-2	65	78	1-0	0-2	L2
Buffalo	0-1	34	37	0-0	0-0	0-3	64	112	0-1	0-2	L3	0-3	64	112	0-1	0-2	L3

WEST DIVISION						MAC						Overall					
School	W-L	Pts.	Opp.	Home	Road	W-L	Pts.	Opp.	Home	Road	Stk.	W-L	Pts.	Opp.	Home	Road	Stk.
Toledo	1-0	42	32	0-0	0-0	1-2	77	158	0-0	0-3	W1	1-2	77	158	0-0	0-3	W1
E. Michigan	1-1	69	76	1-1	0-0	1-2	79	125	1-1	0-1	L2	1-2	79	125	1-1	0-1	L2
Bowling Green	0-0	0	0	0-0	0-0	1-1	73	50	1-0	0-1	W1	1-1	73	50	1-0	0-1	W1
N. Illinois	0-0	0	0	0-0	0-0	1-2	84	93	1-0	0-2	L1	1-2	84	93	1-0	0-2	L1
W. Michigan	0-0	0	0	0-0	0-0	1-2	69	93	1-0	0-2	L2	1-2	69	93	1-0	0-2	L2
C. Michigan	0-0	0	0	0-0	0-0	1-2	61	92	1-1	0-1	W1	1-2	61	92	1-1	0-1	W1
Ball State	0-0	0	0	0-0	0-0	0-3	18	126	0-1	0-2	L3	0-3	18	126	0-1	0-2	L3

Results/Upcoming MAC Games

SATURDAY, SEPTEMBER 11
 Penn State 37, UCF 13
 Missouri 48, Ball State 0
 Central Michigan 44, SE Missouri St. 27
 Illinois 30, Western Michigan 27
 Miami 40, Ohio 20
 Virginia 52, Akron 0
 Toledo 42, Eastern Michigan 32
 Nevada 38, Buffalo 13
 Rutgers 29, Kent State 21
 Georgia 13, Marshall 3
 Iowa State 48, Northern Illinois 41

THURSDAY, SEPTEMBER 23
 Akron at Kent State, 7 p.m.

FRIDAY, SEPTEMBER 24
 Bowling Green at Northern Illinois, 6 p.m.

SATURDAY, SEPTEMBER 25
 Eastern Illinois at Eastern Michigan, 6 p.m.
 Western Michigan at Ball State, 7 p.m.
 Buffalo at Ohio, 7 p.m.
 Temple at Toledo, 7 p.m.

WEDNESDAY, SEPTEMBER 29
 Miami at Marshall, 7 p.m.

2004 Miami Team and Individual NCAA and MAC Leaders

INDIVIDUAL	Category	Avg./Rating/No.	NCAA	MAC
Josh Betts	Total Offense	295.3	14th	1st
	Pass Efficiency	140.6 rating	26th	2nd
Martin Nance	Receptions	6.0 rpg	t-23rd	5th
	Receiving Yards	82.75 ypg	32nd	3rd
Ryne Robinson	Receiving Yards	43.8 ypg	—	19th
	Punt Returns	23.0 ypr	5th	2nd
	All-Purpose Yards	158.8 ypg	15th	1st
	Scoring	6.0 ppg	96th	7th
Mike Smith	Scoring	6.0 ppg	96th	7th
Mike Wafzig	Punting	42.3 ypp	31st	6th
Matt Pusateri	Interceptions	2	54th	2nd

TEAM COMPARISONS	Miami	NCAA Ranking	Conf. Ranking
Rushing	94.5 ypg	101st	9th
Passing	298.2 ypg	14th	2nd
Total Offense	392.8 ypg	47th	3rd
Scoring Offense	31.2 ppg	36th	2nd
Rushing Defense	127.2 ypg	53rd	3rd
Pass Efficiency Def.	124.0 rating	68th	4th
Total Defense	334.8 ypg	48th	2nd
Scoring Defense	27.0 ppg	76th	5th
Net Punting	35.6 ypp	63rd	5th
Punt Returns	22.8 ypr	5th	3rd
Kickoff Returns	18.4 ypr	69th	5th
Turnover Margin	-1.75 tpg	108th	14th
Passing Defense	207.5 ypg	64th	5th
Pass Efficiency	135.5 rating	41st	3rd

Associated Press Poll

Week of Sept. 21-27

No. Team	Record	Points
1. USC (54)	3-0	1613
2. Oklahoma (10)	3-0	1562
3. Georgia (1)	3-0	1456
4. Miami (FL)	2-0	1437
5. Texas	2-0	1358
6. West Virginia	3-0	1169
7. Ohio State	3-0	1117
8. Florida State	1-1	1079
9. Auburn	3-0	1064
10. California	2-0	1034
11. Tennessee	2-0	1031
12. Virginia	3-0	919
13. LSU	2-1	844
14. Utah	3-0	763
15. Purdue	2-0	652
16. Florida	1-1	646
17. Fresno State	3-0	535
18. Michigan	2-1	478
19. Minnesota	3-0	475
20. Wisconsin	3-0	381
21. Boise State	3-0	307
22. Arizona State	3-0	210
23. Maryland	2-1	208
24. Louisville	2-0	195
25. Oklahoma State	3-0	134

OTHERS RECEIVING VOTES

Notre Dame 89, Memphis 78, Iowa 66, Kansas State 46, Southern Miss 34, Missouri 33, Virginia Tech 29, Alabama 23, Colorado 23, Boston College 19, Arkansas 9, Georgia Tech 4, South Carolina 4, UCLA 1.

USA Today/ESPN Coaches' Poll

Week of Sept. 21-28

No. Team	Record	Pts.
1. USC	3-0	1510
2. Oklahoma	3-0	1465
3. Georgia	3-0	1370
4. Miami (FL)	2-0	1357
5. Texas	2-0	1258
6. Ohio State	3-0	1192
7. West Virginia	3-0	1047
8. Tennessee	2-0	971
9. California	2-0	937
10. Auburn	3-0	928
11. Florida State	1-1	896
12. Virginia	3-0	796
13. LSU	2-1	795
14. Utah	3-0	752
15. Purdue	2-0	662
16. Florida	1-1	532
17. Fresno State	3-0	500
18. Michigan	2-1	476
19. Minnesota	3-0	435
20. Wisconsin	3-0	395
21. Boise State	3-0	346
22. Louisville	2-0	204
23. Maryland	2-1	193
24. Iowa	2-1	147
25. Oklahoma State	3-0	144

OTHERS RECEIVING VOTES

Arizona State 79, Virginia Tech 73, Memphis 66, Notre Dame 54, Kansas State 52, Missouri 37, Colorado 35, Boston College 30, Alabama 26, Nebraska 11, Southern Miss 11, N.C. State 8, Arkansas 8, Texas Tech 8, Bowling Green 5, Clemson 4, South Carolina 3, Texas A&M 3, Stanford 2, Oregon 1, UCLA 1.

Note: 2004 Miami opponents in bold.

General Notes

THE SERIES: Miami and Marshall meet on the gridiron for the 41st time, with the Red and White owning a 30-9-1 (.763) series advantage. Since Marshall joined the MAC in 1997, the Herd has enjoyed the upper hand, posting wins in five of the teams' last seven meetings. Marshall and Miami met for the first time in 1905, a 35-0 Miami win, with the longest string of consecutive meetings between the teams running 18 seasons from 1963 to 1980. The longest unbeaten streak by either team began in 1948 and ended in 1976, with Miami posting a 19-0-1 record versus Marshall over that span. Marshall's longest winning streak in the series extended over five seasons until it ended last year with a 45-6 Miami win.

TELEVISION COVERAGE: Miami makes the second of three scheduled national television appearances Wednesday (Sept. 29) night when it travels to Huntington, W.Va. to take on Marshall in a game covered by ESPN2. Beginning with Miami's last trip to Huntington on Nov. 12, 2002, the RedHawks have made seven nationally-televised appearances over their past 20 games (six on ESPN2), a fact that has made an impact on recruiting. Miami has posted a 4-3 record in those contests, including wins in the 2003 MAC Championship game and GMAC Bowl. The RedHawks, who made their ABC debut on Sept. 4 at Michigan, also are scheduled to host Toledo in an ESPN2-televised outing on Nov. 2. Calling Wednesday's games are Rece Davis, Trev Alberts and Mark May.

CLASH OF THE MAC EAST TITANS: Since Marshall joined the Mid-American Conference in 1997 and divisional play began, the battle for the East has consistently come down to the RedHawks and Thundering Herd. The teams have finished first and second in the East five times in the seven years of divisional play (Miami finished third the other two years), and in five of the last six seasons the head-to-head match-up has ultimately determined the MAC East Champion. Miami owns a 30-10 record versus MAC East foes since 1997, with five of the losses coming to Marshall and no other divisional rival owning more than one win over the Red and White. The Thundering Herd has lost only four games to MAC East rivals since 1997, including two to Miami. No MAC East team has ever won in Huntington.

ROLLING IN THE MAC: Miami enters its clash with the Thundering Herd riding a nine-game MAC winning streak—its longest since it won 17 straight league outings during the glory years of 1973-75. The streak began last season, when Miami ran the table in the MAC and was extended last weekend when the Red and White won its ninth straight league opener with a 40-20 defeat of MAC East rival Ohio. The last time Miami didn't start 2-0 in the MAC was in 1998 when it lost its second league game at Marshall and finished the year at 10-1.

ROADHAWKS: Head coach Terry Hooppner always states that his team travels well, and the numbers, especially in conference play, tend to support that. Since taking the helm at Miami in 1999, the RedHawks have posted an impressive 15-5 (.750) MAC road record, including wins in seven of their last eight. Miami presently rides a four-game winning streak in league road games. The only MAC venues Hooppner has not won at as a head coach are Western Michigan and Northern Illinois, where he has not coached a game, and Marshall, where Miami has not won since 1979.

DEFENDING WHAT'S THEIRS: Miami began its first MAC title defense since 1997 last weekend with a convincing defeat of Ohio in the league opener. The RedHawks who ended at 16-year MAC Championship drought last season are trying to become the first Miami team to win back-to-back league titles since the Red and White won three straight league titles from 1973-75, posting unbeaten conference records in each of those three seasons. In its illustrious history, the Miami program has repeated as MAC Champions five times since beginning MAC play in 1948.

QB FACTORIES: Entering week three of the NFL season, there are presently three MAC quarterbacks on the top of their respective teams' depth charts. Marshall products Chad Pennington and Byron Leftwich entered the season starting for the New York Jets and Jacksonville Jaguars, respectively, while rookie Ben Roethlisberger made his NFL debut for the Pittsburgh Steelers last week, almost leading a comeback versus the Baltimore Ravens, and is slated to make his first career start this week. The trio ranks among the MAC's all-time top five in career passing yards, completions and passing touchdowns. Over the course of the Miami-Marshall rivalry, Leftwich posted a 2-0 record, Pennington a 1-1 mark and Roethlisberger a 1-2 record.

All-Time NCAA Victory List Prior to the start of the 2004 season

1.	Michigan	833
2.	Notre Dame	796
3.	Nebraska	781
4.	Texas	776
5.	Alabama	758
6.	Penn State	756
	Ohio State	756
8.	Oklahoma	737
9.	Tennessee	736
10.	Southern California	707
11.	Georgia	673
12.	Syracuse	652
13.	LSU	649
14.	Washington	638
15.	Colorado	635
16.	Auburn	634
17.	Texas A&M	627
18.	Miami (Ohio)	624
19.	Georgia Tech	623
	West Virginia	623
21.	Army	622
22.	Pittsburgh	620
23.	Arkansas	619
24.	North Carolina	613
25.	Minnesota	605

All-Time NCAA I-A Win Percentage (500 or more I-A games) Prior to 2004

Rk.	Team	Record	Pct.
1.	Notre Dame	796-257-42	.746
2.	Michigan	833-272-36	.746
3.	Alabama	758-293-43	.713
4.	Oklahoma	737-284-53	.711
5.	Ohio State	756-294-53	.709
6.	Texas	776-309-33	.709
7.	Nebraska	781-311-40	.708
8.	Tennessee	736-302-52	.699
9.	Southern Cal	707-297-54	.694
10.	Penn State	756-331-41	.688
11.	Florida State	419-197-17	.675
12.	MIAMI	624-343-44	.639
13.	Georgia	673-370-54	.638
14.	Washington	638-353-50	.637
15.	Miami (Fla.)	507-285-19	.637

CATCH THE COACH ...

This season you can keep up with the RedHawks and Head Coach Terry Hooppner weekly on the following radio and TV shows.

MONDAY

5:45 p.m. Lance McAlister
1360-AM Homer

WEDNESDAY

11:20 a.m. Jeff Piecoro
1360-AM Homer
7:30 p.m. Miami Magazine
Time Warner TV 25
(Western Ohio)

THURSDAY

7:20 a.m. Two Angry Guys
1360-AM Homer
7:00 p.m. HawkTawk (Radio)
Miami Sports Network

Fans can join Coach Hooppner live each Thursday night for HawkTawk at:



Miami by Numbers

Below are the records and streaks for Miami

	2004	Streaks	Hooppner
Overall	2-2	W1	42-22
Home	2-0	W7	19-7
Road	0-2	L2	23-15
MAC	1-0	W9	31-9
MAC Home	1-0	W5	16-5
MAC Road	0-0	W4	15-5

2004 MAC Preseason Media Poll

EAST DIVISION

Team (First-Place Votes)	Points
1. Marshall (21)	258
2. Miami (18)	257
3. Akron (1)	188
4. UCF (11)	176
5. Kent State	119
6. Ohio	82
7. Buffalo	67

WEST DIVISION

Team (First-Place Votes)	Points
1. Toledo (34)	278
2. Northern Illinois (3)	225
3. Bowling Green (9)	223
4. Western Michigan	154
5. Ball State	118
6. Central Michigan	84
7. Eastern Michigan	66

MAC Championship Game Winner: Toledo (22); Marshall (9); Bowling Green (3); Miami (3); Northern Illinois (3); Akron (1).

TRACKING THE RECORDS

Ryne Robinson

- Needs three career punt return yards to surpass Ted Hollern's (Central Michigan/1981-84) MAC record total of 1,001 yards.

Michael Larkin

- Needs 33 career receiving yards to surpass Trevor Gaylor (1996-99) as Miami's all-time leader.
- Needs one touchdown to move into a fifth-place tie with Cal Murray (2000-03) and Ron Carpenter (1973-76) on Miami's career TD list.

Martin Nance

- Needs 114 yards receiving to surpass Trevor Gaylor (1996-99) as Miami's all-time leader in career receiving yards. He trails teammate Michael Larkin by 81 yards.
- Needs three receptions to take over sole possession of second place on Miami's career reception list.

Matt Pusateri

- Needs 14 tackles to surpass former teammate Terrell Jones (2000-03) for eighth on Miami's career tackle list.

Mike Smith

- Needs one rushing TD to move into a sixth-place tie on Miami's career rushing touchdown list.

General Notes

WE MUST PROTECT THIS BALL: A critical part of its 2003 success, Miami enjoyed a remarkable turnover margin of +20 to rank third nationally. Unfortunately, that trend has not carried into 2004, as the RedHawks are struggling through an uncharacteristic year in terms of turnovers. Miami presently ranks last in the MAC with a -7 turnover margin and already has committed 14 turnovers this season, as compared to 18 through 14 games last season. Miami's turnovers took center stage in a 43-10 loss at Michigan on Sept. 4, when the Red and White turned the ball over seven times and armed the Wolverines with prime field position all day. Miami had not committed seven turnovers in a game since 1970.

OWNING THE ROCK: Everyone knows that the best defense is an offense that keeps the other team's offense off the field, and that's something the Red and White has mastered in the past. Miami led the MAC in time of possession in both 2002 and 2003, owning the ball more than five minutes per game more than its opposition in 2003. This season, a rash of turnovers and struggles in the running game have reversed that advantage. The RedHawks are holding the ball nearly three minutes less per game than its opponents this season and have won the time of possession battle only once this season.

STARTING FAST ...: One thing that seems to lead to Miami wins is getting on the board early. In the last two years the RedHawks are 14-1 when scoring first. The last time Miami lost when scoring first was last year's season opener at Iowa, when the RedHawks took the opening drive against the Hawkeyes and posted their only score of the game, a field goal. Miami is 32-8 under Hooppner when scoring first. Leading at the end of the first quarter also translates to success, as Miami owns a 27-5 record under Hooppner when leading after the opening quarter and has won the last 13 games in which it's enjoyed first-quarter advantages.

... AND FINISHING: Since 1999, when Terry Hooppner took over at Miami, one thing the RedHawks have not done often is blow fourth-quarter leads, posting a 39-3 record when leading at the start of the final quarter. The RedHawks were a perfect 13-0 last season when leading after three quarters and are 2-0 this season. Miami has won the last 18 games overall in which its led after three quarters.

LIFE BEGINS AT 40: With his 49-28 win versus Louisville in the GMAC Bowl last December, head coach Terry Hooppner became the sixth coach in Miami history to record 40 wins. The RedHawks' win over Indiana State in the season opener moved Hooppner out of a sixth-place tie with Michigan coaching legend Bo Schembechler. Sporting a 42-22 mark to date, Hooppner can move into a third-place tie with Miami Hall of Famer John Pont with a win on Wednesday and needs only three wins to secure sole possession of second place.

ONE OF THE TRULY ELITE: In the history and lore of college football, Miami University stands as one of the sport's most storied programs, and versus Colorado State on Sept. 20 of last year it made another legendary step when it took the field for the 1,000th time. Now in its 116th season of play, Miami ranks among the elite in college football as one of just 25 schools with 600 or more wins (626) while holding one of the top 15 winning percentages (.638) in college football.

REDHAWKS IN THE NFL: Miami University has four players currently on NFL rosters led by 2003 draftees Ben Roethlisberger (1st Round - 11th overall) of the Pittsburgh Steelers and Jacob Bell (5th Round) of the Tennessee Titans. Offensive linemen Alex Sulfsted (1998-00) and Eric Beverly (1993-96) are playing for the Cincinnati Bengals and Atlanta Falcons, respectively. Beverly has the longest tenure in the NFL, playing a combined eight seasons between the Detroit Lions and the Falcons. Roethlisberger made Miami history last Spring, becoming the highest RedHawk ever picked in the NFL Draft.

RELOADED: After last season's remarkable success, head coach Terry Hooppner was faced with one of the negative by-products of success, having to replace three members of his coaching staff. Defensive coordinator Pat Narduzzi departed for Cincinnati, offensive line coach John Peterson took a job at Ohio State and linebacker coach Taver Johnson accepted a position with the Cleveland Browns. Hooppner filled the majority of his gaps from within, promoting defensive backs coach Joe Palcic and defensive line coach Brian George to co-defensive coordinators, promoting tight end coach Bobby Johnson to offensive line coach, promoting 2003 graduate assistants Tim Cooper and Billy Lynch to safeties and tight ends coach, respectively, and bringing in MAC veteran George Ricumstrict to head the linebackers.

The Offense

SCOUTING REPORT: One of the nation's most potent attacks in 2003, Miami's offense has had to deal with the loss of six starters. Junior quarterback Josh Betts, who makes his fifth career start Wednesday has adjusted well and leads the MAC in passing offense (274.8 ypg) and total offense (295.2 ypg). Betts is bolstered by one of the nation's top receiving tandems in junior Martin Nance (24 rec., 331 yds.) and senior Michael Larkin (12 rec., 159 yds., 3 TD). Miami's ground game, which picked up steam last week, is powered by the senior duo of Mike Smith and Luke Clemens.

YOUNG BUT SEASONED: While the RedHawk offense is missing six starters from last season's MAC Championship squad, it is not without experience. Entering the season, the only starter on the Miami two-deep who had not seen extensive action was redshirt freshman tackle Charles Norden. Eight members of the RedHawk offense entered the season with previous starting experience, with only junior quarterback Josh Betts, senior running back Mike Smith and Norden making their first starts in the Aug. 28 season opener versus Indiana State.

THE MAN BEHIND THE WHEEL: In only his fourth year at Miami, offensive coordinator Shane Montgomery already has established himself as one of the most innovative coordinators in the program's illustrious history. A finalist for the Frank Broyles Award for the nation's top assistant coach in 2003, Montgomery has increased Miami's offensive output in each of his first three seasons while generating three of the top five single-season total offense outputs in program history. Last season, Miami shattered the MAC records for total offense (7,016) and points (602) in a season. Montgomery was a former record-setting quarterback at North Carolina State, where he was the MVP of the 1988 Peach Bowl and 1989 Copper Bowl.

BALANCING ACT: Entering the second week of Mid-American Conference play, Miami's offense is working to regain the balance that made it one of the nation's best in 2003. Last season, the RedHawks passed the ball just under 51 percent of the time (535 attempts) and ran the ball just over 49 percent of the time (518 attempts), gaining an average of 320.4 yards (66.7 percent) through the air and 160.3 on the ground. This season, Miami is passing nearly 55 percent of the time while gaining more than 75 percent of its yardage through the air. The running game picked up the pace after a pair of sub-40 yard rushing games last week, rolling for 146 yards versus Ohio.

AIR MIAMI: The dawning of a new millennium brought about a new-look offense for Miami football. From 1888-1998, the Red and White never averaged 250.0 yards passing per game in any season, preferring to move the ball on the ground instead. Since 1999, the RedHawks have averaged an impressive 278.8 yards passing per game, including last season's program record of 340.9 yards per contest. The RedHawks are averaging 298.2 yards through the air this season and have extended a string of consecutive 200-yard passing games to 25. Miami is on pace to notch its fourth straight 3,000-yard passing campaign, after never achieving the feat prior to 2001.

BIGGER THAN BEN?: Faced with the challenge of replacing Ben Roethlisberger, junior quarterback Josh Betts has kept the Miami offense right on track, posting the most impressive start to his career of any quarterback in program history. Through his first four starts, Betts is averaging 274.8 yards passing per game and has completed nine TD passes to five interceptions. Roethlisberger averaged just 188.0 yards passing and threw seven TDs to six interceptions in his first four starts. If a dismal outing at Michigan (Sept. 4) is excluded, Betts has completed 64-of-102 passes for an average of 299.3 yards per game and nine TDs to only one interception. He's the only QB in Miami history to pass for at least 200 yards in each of his first four starts.

TARGET RICH ENVIRONMENT: Josh Betts, who completed passes to 10 different receivers in last week's defeat of Ohio, has plenty of targets. Miami, which returns every wide receiver from 2003, returns seven players who caught at least 15 balls a year ago. Leading the way is the tandem of senior Michael Larkin and junior Martin Nance, whose combined 4,117 career yards are the best of any receiving tandem nationally.

THE START CHART

Following is a list of 2004 players who have started games at Miami. The number in parentheses indicates consecutive starts:

Matt Pusateri, DB	42 (40)
Todd Londot, OL	27 (23)
Alphonso Hodge, DB	26 (18)
Terna Nande, LB	26 (18)
Michael Larkin, WR	23 (3)
Will Rueff, DL	19 (1)
Steve Burke, DB	18 (18)
John Busing, LB	18 (18)
Darrell Hunter, DB	18 (18)
Martin Nance, WR	18 (18)
Luke Clemens, TB	16 (2)
Larry Burt, DL	15 (2)
Nate Bunce, OL	13 (5)
Mark Kracium, OL	12 (8)
John Glavin, DL	12 (4)
Dave Rehker, OL	9 (4)
R. J. Corbin	9 (2)
Dan Tyler, TE	8 (0)
Korey Kirkpatrick, WR	7 (0)
Ryan Busing	7 (0)
Derek Rehage	7 (4)
Josh Betts, QB	4 (4)
Charlie Norden, OL	4 (4)
Jarrod Rich, DL	4 (1)
Mike Smith, RB	3 (0)
Tyler Vogel, TE	2 (0)
Tranaine Sills, DE	2 (2)
Marcus Johnson, DE	3 (2)
Josh Williams, WR	1 (1)

TOP RECEIVING TANDEMS

Miami's Michael Larkin and Martin Nance are the top receiving tandem nationally in terms of career receiving yards. Following is a breakdown of the Top 10 receiving tandems nationwide.

Miami University	4,117
Michael Larkin (2,099); Martin Nance (2,018)	
UCLA	3,787
Craig Bragg (2,595); Tab Perry (1,192)	
Georgia	3,621
Fred Gibson (2,275); Reggie Brown (1,346)	
Oklahoma	3,604
Mark Clayton (2,647); Will Peoples (957)	
Texas Tech	3,580
N. Glover (2,265); T. Henderson (1,315)	
Hawai'i	3,511
Chad Owens (1,921); Britton Komine (1,590)	
Michigan	3,411
Braylon Edwards (2,561); Jason Avant (850)	
Marshall	3,330
Josh Davis (3,088); Earl Charles (242)	
Tulane	3,273
Roydell Williams (2,381); Tristan Smith (892)	
California	3,255
Geoff McArthur (2,364); Jon Makonnen (891)	

The Offense

MAKING HIS OWN NAME: A second cousin to the Larkin family that includes Cincinnati Reds shortstop Barry Larkin, senior Michael Larkin has been making his own name on the football field. Larkin, who will earn his Miami degree in just three and a half years, took the field in just the second game of his true freshman season and promptly hauled in three receptions for 121 yards versus Iowa. Since that time, Larkin has hauled in at least one pass in 41 consecutive games—five short of the MAC record—on the way to becoming Miami's all-time leader in receptions (155) and receiving touchdowns (27). He currently is stalking Trevor Gaylor (1996-99) for the RedHawks' receiving yardage record, needing 33 yards to surpass Gaylor's record total of 2,131 yards. He's only one touchdown shy of tying for fifth place on Miami's career touchdown list.

THE NANCE FACTOR: If there was any player on the Miami roster that could truly claim a breakout season in 2003, it was Martin Nance, who emerged not only on a team and conference level but also on a national level. Beginning with the second game of the 2003 campaign, Nance went on a torrid run that included a RedHawk record seven 100-yard receiving days. Nance's sophomore year totals of 90 receptions for 1,498 yards shattered Miami's single-season records and his 107.0 receiving yards per game ranked fourth nationally. He has been a favorite of Betts through the first four games, hauling in a team-high 24 receptions and becoming the third player in program history to amass 2,000 career yards receiving. He is coming off a slump-busting game versus Ohio, in which he hauled in seven passes for 108 yards and a touchdown. He is within 114 yards of Miami's current record for career receiving yardage.

PLAYMAKER: While some of Miami's opponents are beginning to shy away from punting to Ryne Robinson, the sophomore is still finding ways to hurt them. One of the nation's top punt returners, Robinson has emerged as more of a receiving threat this season. Robinson, who ranks second on the team with 13 receptions, is averaging 13.5



Josh Betts is the first Miami quarterback to pass for more than 200 yards in each of his first four starts.

yards per catch and recently enjoyed a two TD reception outing at Cincinnati. Over his last seven games, Robinson has hauled in 24 catches for 431 yards and four touchdowns, an average of 18.0 yards per catch.

COMING OUT PARTY: A Cincinnati native, Miami junior receiver Josh Williams waited until he had a hometown crowd to post his breakout game. Williams hauled in three second-half passes for 120 yards and a touchdown in Miami's loss at Cincinnati. The defining play was a 3rd-and-15 play in which Josh Betts found Williams over the middle for a 79-yard touchdown strike. Williams followed that performance with his first career start and three receptions for 31 yards versus Ohio.

THE COMEBACK TRAIL: Though Miami emerged from its 2003 defeat of Northwestern with an impressive performance, it also absorbed a pair of difficult losses. Senior wide receiver Korey Kirkpatrick was lost on the game's opening kickoff and senior running back Luke Clemens was lost for the year several plays later. Fortunately, thanks to the medical redshirts granted them by the NCAA, both Kirkpatrick and Clemens are back in 2004. Clemens, a former walk-on who led the RedHawks in rushing in 2002, has been Miami's leading ground gainer this season with 160 yards. Kirkpatrick, a rare sixth-year senior, made his first start since the 2003 Iowa game

on Sept. 4 at Michigan. The duo brings experience to a roster that would only have featured 10 seniors without them. **NOSES FOR THE ENDZONE:** When Miami finds itself deep in the red zone, it has the luxury of turning to a pair of senior backs with plenty of experience getting into the endzone. Mike Smith, who has found the endzone in 15 of the last 17 games, ranks in a seventh-place tie on Miami's career list with 23 rushing touchdowns and has 25 TDs for his career, ranking him among the program's Top 10. Luke Clemens is closing in on Miami's career TD charts with 19 rushing TDs and a total of 21 career touchdowns. In his last visit to Huntington, Clemens terrorized the Herd for 108 yards rushing, 81 yards receiving and a touchdown.

AT THE CENTER OF IT ALL: The veteran of the offensive line is third-year starter Todd Londot, who has emerged as one of the nation's top centers. Standing at 6-foot-6 and 300 lbs., the amazingly agile lineman has a 30-inch vertical leap and has been rumored to throw down a 360-dunk. Last season, Londot, who has been named to the 2004 watch lists for both the Rimington and Outland Trophies, made only one bad exchange at center despite the fact that nearly 70 percent of Miami's plays were run from the shotgun. Londot was a second-team all-MAC pick in 2003.

BUILDING FROM SCRATCH: While many schools prefer to recruit 300-pound offensive linemen, Miami has taken a different approach. With the expertise of RedHawk strength & conditioning coach Dan Dalrymple, three-time MAC Strength & Conditioning Coach of the Year, the Red and White has focused its recruiting efforts on recruiting athletic linemen and tight ends with big frames. The weight then comes from extensive work in Dalrymple's program. The average weight of Miami's current starting offensive line when it signed with the program was a meager 257 lbs., with only Dave Rehker weighing in at more than 265 pounds. Today the RedHawk line averages a lofty 299 lbs. per man—an average gain of 42 lbs. per player—but still possesses the mobility to handle a variety of roles within the offense.

The Defense

SCOUTING REPORT: After what it characterized as an embarrassing performance at Cincinnati on Sept. 11, when it gave up 341 yards rushing, Miami's defense redeemed itself by restricting Ohio to 262 yards of total offense, including just nine rushing yards, and racking up a team-high six quarterback sacks. A top-20 team in terms of scoring defense (19.4 ppg) a year ago, Miami returns eight starters and a lot of speed to its 2004 defense. The RedHawks have held three of their first four opponents to under 300 yards of total offense and rank second in the MAC in total defense, allowing 334.8 yards per game. In terms of rushing defense, the RedHawks rank third in the league, allowing 127.2 yards per game.

BIG "D's": Though they will not share the field Wednesday, two of the league's top defenses will be looking to outdo one another when Miami faces Marshall. Marshall led the MAC in total defense and passing defense last season, while Miami paced the league in scoring defense and rushing defense. With almost all of the starters back for both units, Miami ranks second in the MAC in total defense (334.8 ypg), while Marshall, which leads the league in scoring defense and rushing defense, ranks third (343.0 ypg).

TAKING THE REINS: Accepting the reins of the Miami defense this season are co-defensive coordinators Joe Palcic and Brian George. The pair shares coordinator duties with Palcic focusing on the defensive secondary and George overseeing the defensive line. In 2003, the duo helped reenergize a Miami defense that ended the year 26th in the country, allowing 329.5 yards per game. Their season-opening shutout versus Indiana State was the program's first since 2002 and the first opening game shutout since 1975 (Marshall, 50-0). This is the first time in the Terry Hooppner-era that the RedHawks have used co-coordinators.

A BLIP ON THE RADAR: While a key factor of playing "Miami Football" involves an aggressive defense, the Red and White appeared tentative in a 45-26 loss at Cincinnati, in which it gave up 599 yards of total offense, including the highest



Last season, Terna Nande returned an interception for a touchdown versus Marshall and was named MAC East Defensive Player of the Week following the win.

rushing total allowed by the Red and White since 1996. Fortunately, the breakdowns experienced by Miami that day appeared to be just a blip on the radar. In the RedHawks' other three games (Indiana State, Michigan and Ohio), they have given up only 246.7 yards of total offense and a meager 56.0 yards rushing.

GRINDING TO A HALT: Since the resurgence of Miami's defense last season, the Red and White has been able to make opposing offenses one-dimensional by taking away the run. Over the last 17 games, Miami has restricted eight of its opponents to fewer than 100 yards rushing and allowed more than 150 yards rushing just five times, including a mere two instances of more than 200 yards rushing. The nine yards rushing surrendered to Ohio last week were the fewest allowed by Miami since it held Akron to -1 yard rushing in the 1995 season finale. Over the last three seasons, Miami's run defense has been strong against Marshall, allowing an average of only 108.0 yards per game.

HEART OF THE DEFENSE: While head coach Terry Hooppner doesn't like to get carried away talking about the RedHawks' 2004 linebacker corps, it's hard to ignore their potential. Juniors John Busing and Terna Nande return at the outside linebacker spots after breakout seasons in

which they each amassed more than 100 tackles and combined for 33.5 tackles for loss and nine interceptions. The remarkably athletic duo is complemented nicely by middle linebacker Derek Rehage, who replaces four-year starter and two-time all-MAC honoree Terrell Jones. Rehage saw extensive time in 2003 and was named MAC East Player of the Week after a win versus Buffalo. Considered the heart of Miami's defense, the RedHawk linebackers have combined for 63 tackles through the first four games but have yet to create a turnover after combining to create 13 in 2003.

THE NEW NIGERIAN NIGHTMARE: And a nightmare is exactly what Terna Nande has become for opposing teams. Last season, the junior earned second-team all-MAC honors and was twice named MAC Defensive Player of the Week after consecutive wins over Bowling Green and Marshall. While Terna means "God's Gift" in his native language, Nande gets his other nickname from head coach Terry Hooppner because of his ability to make punishing hits. Coach Hooppner has been quoted as saying, "Once he hits you, keep having nightmares about it." Nande enters Wednesday's game as Miami's leading tackler, totaling 25 stops, including 17 solo hits. Versus Ohio, Nande was used as a defensive end in several packages.

THE PHYSICAL FREAK: Miami strength and conditioning coach Dan Dalrymple has seen a lot of remarkable athletes come and go in his 17 years but even he appreciates the rare specimen that is Terna Nande. Not much of a weight lifter prior to arriving at Miami, Nande has packed on remarkable strength gains in his first three seasons. Earlier this fall he maxed out at more than 500 lbs. in the bench press and 600 lbs. in the squat. Despite the remarkable strength gains, Nande has maintained his weight as well as his 4.4 speed in the 40-yard dash and 38-inch vertical leap.

FEEL THE STING: Junior outside linebacker John Busing (pronounced BEE-sing) who emerged as a playmaker on the Miami defense the second half of last season has got on track after a slow

The Defense

start versus Indiana State, racking up 20 tackles, including two for losses, over the past three games. Also a threat to drop back into pass coverage, Busing led all linebackers nationally with five interceptions in 2003, including two he returned for touchdowns, and has three pass breakups already this season. Busing's twin brother, Ryan, is a wide receiver for the RedHawks.

A FINE LINE: While Miami's defensive line was forced to replace graduated defensive ends Phil Smith and Will Stanley, who posted 18 of the RedHawks' 36 sacks in 2003, it returns a talented trio of defensive tackles at the heart of the defensive line. Last season, the trio of Larry Burt, John Glavin and Will Rueff were almost interchangeable for the RedHawks, combining for 130 tackles and 19 tackles for loss while spearheading a run defense that was the stingiest in the MAC. Glavin led the way during a breakout season in 2003, totaling 55 tackles, 11 stops for loss and eight quarterback hurries. Burt is experiencing his breakout year this season, already totaling 18 tackles and a pair of sacks.

THE LONGEST YARD: The test of a good defensive line comes when its back is against the wall and, through four games, Miami's defense has shown strength in short-yardage situations. The RedHawks have allowed only one first down out of six third-and-one situations this season, including stuffing Michigan on all three of its third-and-one plays. Last weekend, Ohio became the first team to convert a third-and-one opportunity on the RedHawks.

BRINGING THE RUSH: With the loss of Phil Smith and Will Stanley, Miami has had to replace both of its defensive ends from a year ago. Rising to meet that challenge is the trio of juniors Marcus Johnson and Jarrod Rich and sophomore Tranaine Sills. The trio has combined to total eight of Miami's 12 sacks this season, and is coming off a big day versus Ohio in which Johnson and Sills recorded two sacks apiece and Rich added a fifth. Johnson, who was named MAC East Defensive Player of the Week earlier this week, ranks fourth on the team with 18 tackles

and team-highs of 5.5 tackles for loss and 3.5 quarterback sacks.

SPEED AT THE CORNERS: While Miami's opponents have experienced some success by passing to the middle of the field, not many have dared challenge the RedHawk corners on the outside. Senior Alphonso Hodge and junior Darrell Hunter form one of the speediest corner back duos in the MAC and have played an important role in Miami's fourth-ranked pass efficiency defense. Hodge and Hunter, a former Ohio state track champion in the 100- and 200-meter dashes, both possess sub-4.4 speed in the 40-yard dash. Hodge, who has emerged as Miami's shut down corner is the only player to hold Michigan's Braylon Edwards, who is averaging 116.0 yards receiving per game, to under 100 yards receiving in Edwards' past seven games.

A STRONG SAFETY INDEED: The unquestioned veteran leader of the Miami defense is senior Matt Pusateri, a former walk-on who has started 40 straight games for the Red and White. Always known as a sure tackler, Pusateri has recently emerged as a big-time playmaker. After playing his first 31 games without an interception, Pusateri has snagged five picks over his last 11 outings and many of those have come in key situations. Last season, Pusateri killed potential comeback drives versus Kent State, Bowling Green and Louisville with fourth-quarter interceptions. After returning his pick versus Louisville for a touchdown, Pusateri was named the Defensive MVP of the 2003 GMAC Bowl. This season, Pusateri set the tone with first quarter interceptions at Michigan and Cincinnati. The senior ranks fifth all-time at Miami in solo tackles and is on pace to become the first Miami player to record 300 unassisted stops.

DEAL HIM IN: With starting free safety Steve Burke sidelined with a hand injury, sophomore Joey Card has stepped in and picked up the slack. After Burke left the Ohio game late in the first half, Card contributed a career-high seven tackles—all solo stops—and nearly intercepted his first career pass off a deflection. He also contributed a tackle for loss.



Senior Matt Pusateri has started 40 straight games for the RedHawks and ranks among the program's all-time top 10 tacklers.

2004 Mid-American Conference Players of the Week

Miami has captured three awards in 2003

Offensive Player of the Week

Josh Betts, Jr., QB (Sept. 11 at Cincinnati)
26-of-43, 416 yards, 4 TD, 0 INT

Defensive Player of the Week

Marcus Johnson, Jr., DE (Sept. 18 at Ohio)
4.5 tackles, 2 sacks, 1 QB Hurry

Special Teams Player of the Week

Ryne Robinson, So., PR (Sept. 18 vs. Ohio)
4 returns, 90 yards, 1 TDs, 22.5 yp

WHERE TO FIND THE COACHES

During the game you can find the Miami assistant coaches in the following locations.

On the Field

Shane Montgomery, Offensive. Coord.
Joe Palcic, Co-Defensive. Coord.
Bobby Johnson, Offensive Line
George Ricumstrict, Linebackers
Brian Von Bergen, Wide Receivers

In the Box

Brian George, Co-Defensive Coord.
Tim Cooper, Safeties
Billy Lynch, Tight Ends
Jim Wachenheim, Running Backs
Mike Bath, GA - Defense
Frank Smith, GA - Offense

Special Team Notes

SCOUTING REPORT: With all of its key elements returning, Miami's special team unit has been solid in 2004. All of the RedHawks' legs remain intact, with senior Jared Parseghian and junior Todd Soderquist sharing field goal duties and Soderquist handling kickoffs. Senior Mike Wafzig, who ranks among Miami's career leaders in average yards per punt, returns for his fourth season as the RedHawks' punter. In the return game, sophomore Ryne Robinson already has established himself as one of the nation's most exciting players, while speedster Darrell Hunter joins veteran Corey Kirkpatrick to complete a dangerous kickoff return duo. New from last year are sophomore Dave McClain, who is handling the long snapping duties, and Wafzig, who has taken over as holder.

IT'S ALL HIS NOW: Though the rumors were circulating that he may not letter during the 2003 campaign, senior punter Mike Wafzig most certainly did. Though only six teams nationally punted fewer times than Miami's 46 punts and Ben Roethlisberger took 12 of those efforts for himself, Wafzig was solid in averaging 41.1 yards per punt, pinning the opposition inside its 20 seven times and launching six efforts of 50 yards or greater. A former walk-on wide receiver, Wafzig is entering his fourth season as Miami's starting punter and ranks fourth in the Miami career annals with his 40.5 yard average per punt. He has been impressive in 2004, sending his first 16 punts an average of 42.3 yards. He has pinned the opposition inside its own 20-yard line five times in those 16 efforts.

KICKER CAROUSEL: With two great legs on your roster, why not use them both? Head coach Terry Hooppner has been using both Jared Parseghian and Todd Soderquist to handle Miami's kicking duties this season. Parseghian is 1-of-3 on field goal attempts this season and 7-of-8 on PATs, while Soderquist is 1-of-2 on field goals, including last week's season-long 39-yarder, and 8-of-8 on PATs. Typically, Parseghian comes in on shorter attempts and Soderquist takes the longer attempts.

The Amazing Mr. Robinson

After a remarkable true freshman campaign in which he ranked second nationally behind LSU's Skyler Green in punt return average (17.2 ypr), sophomore Ryne Robinson is out to prove that his 2003 numbers were no fluke. Robinson already is off to a remarkable start, returning a punt for at least 70 yards in three of his first four games. Versus Indiana State, the sophomore broke the Miami career record with his fourth punt return for a touchdown—a 70-yarder—early in the second quarter. Versus Michigan, Robinson almost single-handedly rallied the RedHawks, returning fourth quarter punts 70 yards to the Wolverine one-yard line and 46 yards to the Michigan 39-yard line. After not getting a return opportunity versus Cincinnati, Robinson returned a key third-quarter punt 74 yards for a touchdown versus Ohio. So far the only things holding back Robinson, who is averaging 23.0 yards per return, are RedHawk penalties. The sophomore has had three punt returns for touchdowns called back.

ROBINSON'S RECORD CHASE: With a 74-yard punt return for a touchdown on Sept. 18 versus Ohio, Ryne Robinson became Miami's all-time leader in career punt return yardage, surpassing Eddie Tillitz (1999-2002). Prior to Tillitz, who broke the record in 2002, Dick Adams (1968-70) had held the record for 32 years. While Tillitz took 90 returns to amass his 925 yards, Robinson blew past the mark in only 52 returns and is now poised to shatter the Mid-American Conference record. With 999 punt return yards on 53 returns to date, Robinson needs only three yards to surpass Central Michigan's Ted Hollern (1981-84), who returned a MAC record 117 punts for 1,001 yards. (The NCAA career record of 1,696 yards is held by Vanderbilt's Lee Nailey (1947-49).

A LOOK AT THE BIGGER PICTURE: With the Miami career punt return yardage record already in the bag and the MAC record soon to follow, Ryne Robinson, only 18 games into his collegiate career, is on pace to eclipse NCAA record. Vanderbilt's Lee Nailey (1947-49) presently owns the NCAA record of 1,696 yards, but it is coming under fire from Oklahoma's Antonio Perkins, who has climbed to 1,409 career yards and already shares the NCAA record of eight punt returns for touchdowns. Presently, Robinson, who ranks fourth among the NCAA's active punt return yardage leaders, is the only non-senior ranked in the top eight. Robinson is averaging 5.3 yards per return more than Perkins for his career.



ROBINSON'S PUNT RETURN TOUCHDOWNS

Just one game into his sophomore season, Ryne Robinson already is more than half way to the NCAA record for career punt return records. Texas Tech's Wes Welker, who graduated last season, and Oklahoma's Antonio Perkins currently hold the record with eight punt returns for TDs. Here is a rundown of Robinson's punt return TDs to date.

10-11-03	86 yards vs. Buffalo
10-11-03	76 yards vs. Buffalo
11-22-03	70 yards at Ohio
08-28-04	70 yards vs. Indiana State
09-18-04	74 yards vs. Ohio



HOEPPNER FILE

PERSONAL -----

Born: August 19, 1947 (56 years old)
 Birthplace: Fort Wayne, Ind.
 Wife: Jane (teacher in Talawanda Schools)
 Children: Amy, Allison and Drew
 Grandchildren: Tucker and Spencer Fox and Tate and Quinn Balcam.

EDUCATION -----

High School: Woodlan (Ind.) HS
 College: Franklin College, 1969 (physical education)
 Masters: Franklin College, 1983 (education)

COACHING EXPERIENCE -----

1970-72	Head Coach	Eastbrook (Ind.) HS
1974	Asst. Coach	Pinson Valley (Ala.) HS
1975	Asst. Coach	Hueytown (Ala.) HS
1976-79	Head Coach	Mullins (S.C.) HS
1980-85	Def. Coord.	Franklin College
1986	Linebacker Coach	Miami
1987-93	Def. Back Coach	Miami
1993-95	Asst. Head Coach/ Defensive Back	Miami
1995-98	Asst. Head Coach/ Defensive Coord.	Miami

NOTES OF INTEREST -----

- Miami's record with Hooppner as an assistant coach: 74-63-7
- Miami's record with Hooppner as assistant head coach: 42-22-2
- Miami's record with Hooppner as defensive coordinator: 32-11-1
- In 1986, Hooppner's first season with Miami, the football team captured the Mid-American Conference championship, the school's last league title.
- Two defensive starters from Miami's 1998 team, linebacker JoJuan Armour and strong safety Paris Johnson, were drafted by the NFL's Oakland Raiders and Arizona Cardinals, respectively.

Head Coach Terry Hooppner

Miami University's "Cradle of Coaches" reputation is well documented. Throughout Miami history, an impressive group of coaches have strolled the sidelines as either assistant or head coaches. Last year, head coach Terry Hooppner (pronounced HEP-ner) went a long way in cementing his name along with all the rest, leading Miami to a No. 10 national ranking, the nation's longest winning streak, a 13-1 record and Mid-American Conference and GMAC Bowl Championships.

In terms of coaching longevity, no individual in Miami history can match the dedication and loyalty of Hooppner. Now in his sixth season as the RedHawk head mentor, Hooppner is in his 19th year with Miami. No other football coach has spent that amount of time in Oxford.

After spending 13 years as a Miami assistant coach, Hooppner was tabbed the RedHawks' 31st head football mentor on January 27, 1999. He succeeded Randy Walker, the school's winningest coach, who left for the head coaching position at Northwestern University.

A 1969 graduate of Franklin (Ind.) College, Hooppner made his debut as a collegiate head coach after working four years as an assistant (1986-89) under former Miami mentor Tim Rose and nine under Walker. Just prior to his appointment as head coach, Hooppner served as the RedHawks' assistant head coach and defensive coordinator.

Coincidentally, Hooppner began his head coaching career by facing his former boss in the 1999 opener at Northwestern. Hooppner and the RedHawks came out on top, defeating Walker and the Wildcats, 28-3.

Prior to arriving in Oxford, Hooppner spent six years as the defensive coordinator at his alma mater. Two of his three stints as a prep head coach were at East Noble High School in Kendallville, Ind. (1979) and at Mullins High School in Mullins, S.C. (1976-79). Hooppner also spent two years as an assistant prep coach in Alabama (1974-75) after starting his career as head coach at Eastbrook High School (1970-72) in Marion, Ind.

Since his arrival at Miami, Hooppner's responsibilities have grown, and not coincidentally, the RedHawk football program has savored its most success in recent years. He began his Miami tenure coaching linebackers (1986) before starting an eight-year run as the defensive back coach. In 1993, Miami added the assistant head coach title to Hooppner's resume, and then in 1995, he was awarded the defensive coordinator position.

In his final four years (1995-98) as the RedHawks' defensive coordinator, Miami set the standard for defense in the Mid-American Conference. Three of those four years, the RedHawks ranked No. 1 in total defense. Miami also led the MAC in pass efficiency defense and scoring defense.

Nationally, Miami's 1998 club ranked fourth in scoring defense, fifth in pass-efficiency defense and 16th in total defense. The RedHawks set a single-season school mark of 377 interception return yards and five interception returns for touchdowns. In 1995, Miami ranked first nationally in pass defense and second in total defense.

Individually, Hooppner has developed some of the Mid-American Conference's top talent, including last year's No. 11 pick in the National Football League Draft and all-America quarterback Ben Roethlisberger. Other all-America and all-MAC players to play for Miami during Hooppner's run as a defensive back coach and defensive coordinator include: all-America defensive back Ron Carpenter, two-time first-team all-MAC defensive back Sheldon White, three-time first-team all-MAC linebacker Dee Osborne, 1995 MAC Defensive Player of the Year Johnnie Williams, two-time first team all-MAC defensive back Jamie Taylor, two-time MAC Defensive Player of the Year and 1998 all-American JoJuan Armour, 1998 first-team all-MAC defensive back Jay Baker and 1999 MAC Defensive Player of the Year and 1998 all-America linebacker Dustin Cohen.

Hooppner, who turns 57 in August, was invited to training camp with the NFL's St. Louis Cardinals and Green Bay Packers organizations after his college career but played his professional career for the WFL's Detroit Wheels and Charlotte Hornets.

A native of Woodburn, Ind., Hooppner earned his bachelor's degree in physical education from Franklin. He minored in biology. In 1983, Hooppner received a master's degree in education from Butler.

Last season's 45-6 winmarked Hooppner's first victory over the Thundering Herd, as he owns a 1-4 all-time record versus Marshall.

The Cradle of Coaches

Throughout the sports world, Miami University is recognized as “The Cradle of Coaches” because of the number of coaching legends who began their careers on the Oxford campus. College football luminaries such as Woody Hayes, Bo Schembechler, Ara Parseghian and John Pont used Miami as a training ground, as did professional coaching greats like Weeb Ewbank, Paul Brown and Sid Gillman. The following list contains just some of the college and NFL head coaches who started at Miami, either as players, assistant coaches or head coaches. Their years and roles at Miami are noted in italics. Looking at the list, which reads like a “Who’s Who” among the coaching ranks, it is easy to see how Miami earned its unique reputation.

Bill Arnsparger New York Giants 1974-76 LSU 1984-86 Miami Player 1948-49 Miami Assistant Coach 1950	Weeb Ewbank Washington University 1947-48 Baltimore Colts 1954-62 New York Jets 1963-73 Miami Player 1927	Dave McClain Ball State 1971-77 Wisconsin 1978-85 Miami Assistant Coach 1963-66	Bo Schembechler Michigan 1969-89 Miami Player 1949-50 Miami Head Coach 1963-68
George Blackburn Cincinnati 1955-60 Virginia 1965-70 Miami Assistant Coach 1945-47 Miami Head Coach 1948	Sid Gillman Cincinnati 1949-54 Los Angeles Rams 1955-60 San Diego Chargers 1961-71 Houston Oilers 1973-74 Miami Assistant Coach 1943 Miami Head Coach 1944-47	John McVay Dayton 1965-72 New York Giants 1976-78 Miami Player 1950-52	Larry Smith Tulane 1976-79 Southern California 1987-92 Missouri 1994-2000 Miami Assistant Coach 1967-68
Earl (Red) Blaik Dartmouth 1934-40 Army 1941-58 Miami Player 1915-17	Woody Hayes Denison 1946-48 Ohio State 1951-78 Miami Head Coach 1949-50	Gary Moeller Illinois 1977-79 Michigan 1990-94 Miami Assistant Coach 1967-68	Dick Tomey Hawaii 1977-86 Arizona 1987-2000 Miami Graduate Asst. 1962-63
Paul Brown Ohio State 1941-43 Cleveland Browns 1946-62 Cincinnati Bengals 1968-75 Miami Player 1928-29	Stu Holcomb Purdue 1947-55 Miami Head Coach 1942-43	Bill Narduzzi Youngstown State 1975-85 Miami Player 1957-58	Jim Tressel Ohio State 2001- Youngstown State 1986-2000 Miami Assistant Coach 1979-80
Carmen Cozza Yale 1965-1996 Miami Player 1949-51 Miami Assistant Coach 1956-62	John Mackovic Wake Forest 1978-80 Kansas City Chiefs 1983-86 Illinois 1988-91 Texas 1992-97 Arizona 2001-03 Miami Graduate Assistant 1965	Ara Parseghian Northwestern 1956-63 Notre Dame 1964-74 Miami Player 1946-47 Miami Assistant Coach 1950 Miami Head Coach 1951-55	Richard (Doc) Urich Buffalo 1966-68 Northern Illinois 1969-70 Miami Player 1947-50 Miami Assistant Coach 1951-55
Dick Crum North Carolina 1978-87 Kent State 1988-90 Miami Assistant Coach 1969-73 Miami Head Coach 1974-77	Bill Mallory Colorado 1974-78 Northern Illinois 1980-83 Indiana 1984-1996 Miami Player 1954-56 Miami Head Coach 1969-73	John Pont Yale 1963-64 Indiana 1965-72 Northwestern 1973-77 Mount St. Joseph 1990-92 Miami Player 1949-51 Miami Assistant Coach 1953-55 Miami Head Coach 1956-62	Randy Walker Northwestern 1999- Miami Player 1973-75 Miami Assistant Coach 1977-78 Miami Coach 1990-98
Paul Dietzel LSU 1955-62 Army 1962-65 South Carolina 1966-74 Miami Player 1946-47		Jim Root New Hampshire 1968-71 William & Mary 1972-79 Miami Player 1950-52	Jim Young Arizona 1973-76 Purdue 1977-81 Army 1983-90 Miami Assistant Coach 1964-68
			Ron Zook Florida 2002- Miami Player 1972-75

Gillman Rocked the Cradle

Although legendary coaches like Earl Blaik, Paul Brown and Weeb Ewbank had roots at Miami as players, Sid Gillman is widely recognized as the coach who got the Cradle of Coaches rocking.

Gillman, who was head coach from 1944-47, began a football dynasty in Oxford by directing his Miami teams to a 31-6-1 record, a winning percentage of .829. His 1947 Redskin squad rolled to a 9-0-1 record, including a Sun Bowl victory over Texas Tech in Miami’s first-ever bowl game.

But Gillman’s tenure was marked by more than just an impressive record. His passion for football and his enthusiasm for teaching the game led to an incredible coaching legacy at Miami. Among the players Gillman recruited to Oxford were Bill Arnsparger, Paul Dietzel, Ara Parseghian, John Pont and Bo Schembechler, all of whom were influenced by Gillman’s passion for the game and went on to coaching greatness themselves. Parseghian, Pont and Schembechler began their head coaching careers at Miami, serving back-to-back-to-back coaching stints from 1951-68. All three went on to earn National Coach of the Year honors—Parseghian at Notre Dame, Pont at Indiana and Schembechler at Michigan. Dietzel was also a National Coach of the Year at LSU.

After spending one year as an assistant at West Point, Gillman returned to southwestern Ohio and was named head coach at Cincinnati where he led the Bearcats to a 50-13-1 record and three MAC championships in six seasons. He then enjoyed a distinguished 18-year career in the National Football League, posting a 122-99-7 record with the Los Angeles Rams (1955-60), San Diego Chargers (1961-71) and Houston Oilers (1973-74). His teams won five divisional titles and one AFL crown.

Gillman, who went on to work in the front office with the Dallas Cowboys, Oakland Raiders and Chicago Bears, was inducted into the Pro Football Hall of Fame in 1983 and the Miami Athletic Hall of Fame in 1991.

Media Services

Terry Hoepfner Interview Opportunities

MAC Teleconference

The 14 MAC coaches are featured on a weekly teleconference each Monday, starting at 9:30 a.m. (ET) during the regular season, beginning Aug. 25. Coach Hoepfner speaks for eight minutes starting at 11:10 a.m. To access the teleconference, dial (913) 981-5509.

Friday Press Conference

This week's press conference with head coach Terry Hoepfner is scheduled for Friday at 11 a.m. in the main football office, formerly the Cradle of Coaches Room, at Yager Stadium. Audio of the press conference is available on www.MURedHawks.com. A login and password are necessary to listen to the replay. Contact Director of Media Relations Mike Harris for more details.

Post-Practice

Coach Hoepfner and the entire coaching staff are available Thursday and Friday of this week for one-on-one interviews immediately following practice.

By Appointment

Coach Hoepfner and his entire coaching staff are available each weekday for one-on-one interviews. Contact Assistant Director of Media Relations Vince Frieden to schedule an interview with any of the coaches.

Miami Player Interview Opportunities

Post-Practice

Player interviews can be conducted Thursday and Friday of this week. In-person and phone interviews are generally done after practice on one of those days, though phone interviews can be set up by appointment. Please contact Vince Frieden at least a day ahead of time to schedule a player interview. Home phone numbers of players are not available.

By Appointment

Player interviews also can be conducted Wednesday through Friday by scheduling an interview through the athletic media relations department. Home phone numbers of players are not available.

WHO TO CONTACT

ATHLETIC MEDIA RELATIONS OFFICE
(513) 529-4327

Assistant Director/Publications
Football Contact
Vince Frieden — friedevt@muohio.edu

Assistant A.D. for External Affairs/
Director of Media Relations
Mike Harris — harrismr@muohio.edu

ELECTRONIC MEDIA
(513) 529-7288

Director of Broadcasting
Steve Baker — bakersa@muohio.edu

MARSHALL SID INFORMATION
Football Contact:Randy Burnside
Office Phone:(304) 696-4660
Cell Phone:(304) 417-5286
SID Fax:(304) 696-2325
Press Box Phone:(304) 696-6666
Email:burnsid2@marshall.edu
Web Site:www.herdzone.com

ON THE INTERNET



Information on Miami football is available at www.MURedHawks.com. From MURedHawks.com, you can find all pertinent information regarding the team, including schedules, results, rosters, bios statistics and game notes. The Miami Gameday Central section, updated daily, has all of the relevant info for the upcoming games. Audio and video replays of Coach Hoepfner's weekly teleconference, press conference and TV interviews are available from the site as well. Contact Director of Media Relations Mike Harris for login and passwords that will enable you to retrieve the interviews.

Media interested in receiving Miami's weekly football press release via email should contact Mike Harris to request the service.

TV Interview Footage

Every week, Coach Hoepfner tapes a five to 10 minute TV interview reviewing the previous week's game as well as previewing the upcoming opponent. This footage is available to all TV media. Media interested in receiving the interview will need to provide exchange tape (Beta format) and a FedEx number to receive the interview. Contact Mike Harris for more details.

MARSHALL WEEK													
Wednesday	22	Thursday	23	Friday	24	Saturday	25	Sunday	26	Monday	27	Tuesday	28
No Practice Coach/Player Interviews Available by appointment		Practice 3:30-5:30 p.m. Coach/Player Interviews Available by appointment or approx. 5:30 p Yager Stadium		Weekly Press Conference 11:00 a Cradle Room Practice 3:30-5:30 p Yager Stadium Coach/Player Interviews approx. 5:30 p Yager Stadium		Closed Practice No Interviews		Closed Practice No Interviews		Closed Practice No Interviews		Travel Day No Interviews	

Individual Career Highs

1 • JOEY CARD • DB

Tackles: 7 vs. Ohio, 2004
 Unassisted Tackles: 7 vs. Ohio, 2004
 Assisted Tackles: 2 vs. Akron, 2003
 Passes Defended: 1 vs. Ohio, 2004
 Tackles for Loss: 1(-2) vs. Ohio, 2004

2 • RYNE ROBINSON • WR

Receptions: 6 at Cincinnati, 2004
 Yards: 97 at BGSU (MAC Championship), 2003
 Touchdowns: 2 at Cincinnati, 2004
 Long Reception: 53 (TD) at BGSU (MAC Championship), 2003
 Punt Returns: 6 vs. Buffalo, 2003
 Punt Return Yards: 237 vs. Buffalo, 2003 *
 Punt Return Touchdowns: 2 vs. Buffalo, 2003 #

4 • JOSH WILLIAMS • WR

Receptions: 3, twice—last vs. Ohio, 2004
 Yards: 120 at Cincinnati, 2004
 Touchdowns: 1 at Cincinnati, 2004
 Long Reception: 79 at Cincinnati, 2004

6 • MICHAEL LARKIN • WR

Receptions: 8 at Hawai'i, 2001
 Yards: 121 at Iowa, 2001
 Touchdowns: 2 (five times), last vs. Indiana State, 2004
 Long Reception: 81 at BGSU (TD), 2001

8 • JOSH BETTS • QB

Pass Attempts: 43 at Cincinnati, 2004
 Completions: 26 at Cincinnati, 2004
 Passing Yards: 416 at Cincinnati, 2004
 Touchdown Passes: 4 at Cincinnati, 2004
 Long Pass: 79-t (to J. Williams) at Cincinnati, 2004

9 • ALPHONSO HODGE • DB

Tackles: 8 vs. Iowa, 2002
 Unassisted Tackles: 6 vs. Iowa, 2002
 Assisted Tackles: 3 (three times, last vs. Buffalo, 2003
 Pass Defended: 2 (five times) last vs. Marshall, 2003
 Quarterback Sacks: 1 (five times), last at Michigan, 2004

11 • LUKE CLEMENS • RB

Rushing Yards: 171 vs. Kent State, 2002
 Rushing Attempts: 35 vs. Kent State, 2002
 Long Run: 39 vs. Western Michigan, 2001
 Rushing Touchdowns: 3 at Akron, 2002
 Receptions: 5 at Marshall, 2002
 Receiving Yards: 81 at Marshall, 2002
 Long Reception: 49 at Marshall, 2002

12 • JOHN BUSING • LB

Tackles: 13 vs. Louisville, 2003
 Unassisted Tackles: 9 at Bowling Green, 2003
 Assisted Tackles: 7 vs. Louisville, 2003
 Interceptions: 1 (six times), last at UCF, 2003
 Tackles for Loss: 4 vs. Louisville, 2003
 Pass Defended: 3 at Bowling Green, 2003

13 • RYAN BUSING • WR

Receptions: 7 vs. Akron, 2003
 Yards: 132 vs. Akron, 2003
 Touchdowns: 1 at Ball State, 2003
 Long Reception: 35 vs. Akron, 2003

15 • MARTIN NANCE • WR

Receptions: 10 (twice) last vs. BGSU, 2003
 Yards: 181 at Kent State, 2003
 Long Reception: 61 (TD) at Northwestern, 2003
 Touchdowns: 3 at Kent State, 2003

16 • MIKE WAFZIG • P

Most Punts: 7 at BGSU, 2001
 Fewest Punts: 0 at UCF, 2003
 Punting Avg.: 50.0 at Kent State, 2003
 Long: 62 at Iowa, 2003

19 • MATT PUSATERI • DB

Tackles: 18 at Michigan, 2001
 Unassisted Tackles: 12 vs. BGSU, 2003
 Assisted Tackles: 10 at Michigan, 2001
 Tackles for Loss: 2 (twice), last at Cincinnati, 2004
 Pass Deflections: 2 (three times), last vs. BGSU, 2003
 Interceptions: 1 (five times), last at Cincinnati, 2004

25 • MIKE SMITH • RB

Rushing Yards: 118 at Colorado State, 2003
 Rushing Attempts: 20 at Kent State, 2003
 Rushing TDs: 3 at Colorado State, 2003
 Receptions: 3 (four times), last vs. Akron, 2003
 Receiving Yards: 28 at Northwestern, 2003
 Long Reception: 38 vs. Ohio, 2004
 Receiving TDs: 1, twice—last vs. Ohio, 2004

26 • JARED PARSEGHIAN • K

Field Goals: 2 (seven times), last vs. BGSU, 2003
 Long Field Goal: 42 (twice) last at Kent State, 2001
 PATs: 8 (of 8) at UCF, 2003
 Points Scored: 12 at Akron, 2002

28 • DARRELL HUNTER • DB

Interceptions: 2 at Ball State, 2003
 Tackles: 6 at Iowa, 2003
 Unassisted Tackles: 6 at Iowa, 2003
 Assisted Tackles: 3 at Northwestern, 2003
 Pass Defended: 2 at Ball State, 2003
 Longest Kick Return: 38 vs. Cincinnati, 2003
 Most Kick Return Yards: 46 at Kent State, 2003

32 • TERNA NANDE • LB

Tackles: 13 vs. Akron, 2003
 Unassisted Tackles: 8 (twice), last vs. Cincinnati, 2003
 Assisted Tackles: 6 vs. Akron, 2003
 Tackles for Loss: 3 (three times), last at Ohio, 2003
 Fumble Recoveries: 1 (twice), last vs. Cincinnati, 2003
 Interceptions: 1 (four times), last vs. Louisville, 2004

36 • STEVE BURKE • DB

Tackles: 14 at Bowling Green, 2003
 Unassisted Tackles: 8, last at Michigan, 2004
 Assisted Tackles: 7 vs. Bowling Green, 2003
 Pass Defended: 3 (twice), last vs. Akron, 2003
 Interceptions: 1 vs. Indiana State, 2004

38 • DEREK REHAGE • LB

Tackles: 10 at BGSU (MAC Championship), 2003
 Unassisted Tackles: 8 at BGSU (MAC Championship), 2003
 Assisted Tackles: 5 at Akron, 2002
 Tackles for Loss: 2 vs. Buffalo, 2003
 Sacks: 1 (three times), last vs. Buffalo, 2003
 Interceptions: 1 at UCF, 2003

52 • WILL RUEFF • DL

Tackles: 5 (three times), last vs. BGSU, 2003
 Unassisted Tackles: 4 (twice), last at Bowling Green, 2003
 Sacks: 1 (three times), last vs. BGSU, 2003
 Forced Fumbles: 1 (twice), last vs. BGSU, 2003
 Fumble Recoveries: 1 (twice), last at Bowling Green, 2003

65 • JOHN GLAVIN • DL

Tackles: 8 vs. Marshall, 2003
 Unassisted Tackles: 5 vs. Marshall, 2003
 Assisted Tackles: 4 at Ball State, 2003
 Sacks: 1 (three times), last vs. BGSU, 2003

82 • R.J. CORBIN • WR

Receptions: 5 at Kent State, 2003
 Yards: 63 vs. Cincinnati, 2003
 Touchdowns: 1 (twice), last at UCF, 2003
 Long Reception: 33 at Bowling Green, 2003

88 • KOREY KIRKPATRICK • WR

Receptions: 6 vs. Iowa, 2003
 Receiving Yards: 86 at Bowling Green, 2001
 Touchdowns: 1 (three times), last at Akron, 2002
 Long Reception: 50 at Akron, 2002

91 • LARRY BURT • DL

Tackles: 8 vs. Ohio, 2002
 Unassisted Tackles: 4 at Iowa, 2003
 Assisted Tackles: 5 vs. Ohio, 2002
 Tackles For Loss: 1 (eight times), last at Michigan, 2004

93 • MARCUS JOHNSON • DL

Tackles: 4.5 vs. Ohio, 2004
 Unassisted Tackles: vs. Ohio, 2004
 Quarterback Sacks: 2.0 at Ohio, 2004

The Last Time ...

A Miami Player ...

Had 200 yards rushing
Steve Little (222) at Buffalo, 2000

Had 250 yards rushing
Travis Prentice (376) vs. Akron, 1999

Had 300 yards rushing
Travis Prentice (376) vs. Akron, 1999

Had consecutive 200-yard rushing games
Travis Prentice at Ohio (227) and vs. Northern Illinois (239), 1997

Had four rushing TDs
Cal Murray (4) vs. Kent State, 2000

Had four rushing TDs in a half
Cal Murray (4) vs. Kent State, 2000 (1st)

Had 300 yards passing
Josh Betts (416) at Cincinnati, 2004

Had 400 yards passing
Josh Betts (416) at Cincinnati, 2004

Had 500 yards passing
Ben Roethlisberger (525) vs. N. Illinois, 2002

Had three consecutive 300-yard passing games
Ben Roethlisberger (Sept. 20-Oct. 4, 2003)

Had four consecutive 300-yard passing games
Ben Roethlisberger (Sept. 13-Oct. 4, 2003)

Had five passing TDs
Ben Roethlisberger (5) at UCF, 2003

Had 150 yards receiving
Martin Nance (161) at UCF, 2003

Had 200 yards receiving
Never

Had three receiving TDs
Martin Nance (3) at Kent State, 2003

Had four receiving TDs
Andy Schillinger (4) vs. Central Michigan, 1986

Returned punt for TD
Ryan Robinson (70) vs. Indiana State, 2004

Returned two punts for TD
Ryan Robinson (86, 76) vs. Buffalo, 2003

Returned kickoff for TD
DeMarrio Jones at Kent, 1997 (88 yards)

Returned opening kickoff for TD
Chris Thomas vs. Ball State, 1986 (96 yards)

Returned interception for TD
John Busing (28 yards) at UCF, 2003

Recovered fumble for TD
Ryan Terry at Akron, 2002 (0 yards)

Returned blocked punt for TD
Dustin Cohen at Virginia Tech, 1997 (3 yards)

Returned blocked field goal for TD
Shean Williams at Western Michigan, 1991 (70 yards)

Returned blocked PAT for a score
Chad Brightman vs. Kent, 1996

Scored a safety
Ryan Terry vs. Western Michigan, 2001

Recovered three fumbles
Brad Cousino vs. Western Michigan, 1972

Miami ...

Had 300 yards rushing
399 vs. Akron, 1999

Surrendered 300 yards rushing
341 at Cincinnati, 2004

Had 400 yards rushing
478 at Western Michigan, 1975

Had a 200- and 100-yard rusher
Ty King (205) and Travis Prentice (102) vs. Kent, 1996

Surrendered 400 yards rushing
408 vs. Army, 1996

Had less than 50 yards rushing
37 at Cincinnati, 2004

Surrendered less than 50 yards rushing
22 at UCF, 2003

Was held to minus rushing yards
-1 at Kent State, 2001

Held opponent to minus rushing yards
-1 vs. Akron, 1995

Had 300 yards passing
416 at Cincinnati, 2004

Surrendered 300 yards passing
349 at Kent State, 2003

Had 400 yards passing
416 at Cincinnati, 2004

Surrendered 400 yards passing
500 at Hawai'i, 2001

Had less than 50 yards passing
21 at Bowling Green, 1995

Surrendered less than 50 yards passing
38 vs. Ohio, 2000

Had less than 10 yards passing
7 at Washington, 1984

Surrendered less than 10 yards passing
7 at Ohio, 1995

Had two 100-yard receivers
Ryan Busing (132) and Martin Nance (108) vs. Akron, 2003

Had 500 yards total offense
597 vs. Louisville (GMAC), 2004

Surrendered 500 yards total offense
599 at Cincinnati, 2004

Had 600 yards total offense
648 at Kent State, 2003

Surrendered 600 yards total offense
647 at Cincinnati, 1986

Had less than 75 yards total offense
51 at Miami (FL), 1987

Surrendered less than 75 yards total offense
39 vs. Akron, 1995

Surrendered less than 5 yards total offense
2 vs. Marshall, 1971

Held opponent to negative yards of total offense
-18 vs. Marshall, 1967

Intercepted six passes
6 vs. Kent State, 1992

Was intercepted six times
6 at Central Michigan, 1990

Intercepted two passes for touchdowns
John Busing (65 yards) and Darrell Hunter (64 yards) at Ball State, 2003

Recovered five fumbles
5 at Ohio, 1995

Recovered six fumbles
6 at North Carolina, 2002

Caused seven turnovers
7 vs. Marshall, 1997
(4 interceptions, 3 fumbles)

Caused eight turnovers
8 vs. Kent State, 1992
(6 interceptions, 2 fumbles)

Caused nine turnovers
9 at North Carolina, 2002
(3 interceptions, 6 fumbles)

Had no punts in a game
at UCF, 2003

Held opponent scoreless
49-0 vs. Indiana State, 2003

Was held scoreless
21-0 at Ball State, 1993

Won a game on the final play
30-28 vs. Akron, 2001
(Tillitz 70-yard pass from Roethlisberger)

Lost a game on the final play
51-52 at Hawai'i, 2001
(Ayat 24-yard field goal)

Won Seven Road Games
2003

Was ranked in AP Top 25
No. 10 in Final Rankings, 2004

Was ranked in AP Top 10
No. 10 on Jan. 2, 1974 (Highest ranking) and in Final Rankings, 2004

Defeated a team ranked in the Top 25
Miami 49, Bowling Green 27
(No. 20 by AP; No. 23 by USA Today/ESPN)

Defeated a team ranked in Top 10
Miami 21, No. 8 LSU 12, 1986
(Highest-ranked team Miami has defeated)

2004 Game-by-Game

Game	Score	First Downs	Rushing No.-Yds.-TD	Passing C-A-I-Yds-TD	Tot. Off. Pl-Yds.	Fum.-Lost	Pen.-Yds.	Third Downs	Poss. Time
Indiana State at Miami	0-49	12-26	31-44-0 39-162-3	18-33-1-160-0 24-37-1-292-3	64-204 76-454	2-2 3-2	8-63 5-45	4/16 4/11	29:48 30:12
Miami at Michigan	10-43	13-14	25-33-1 40-115	19-40-5-217-0 16-28-1-159-2	65-250 68-274	2-2 2-0	7-46 1-10	7/16 8/17	27:56 32:04
Miami at Cincinnati	26-45	23-19	24-37-0 43-341-4	26-43-0-416-4 12-23-1-258-2	67-453 66-599	1-1 2-1	6-40 9-66	7/15 5/11	27:51 32:09
Ohio at Miami	20-40	17-21	34-9-1 36-146-2	23-39-0-253-2 21-32-1-268-2	73-262 68-414	2-1 4-2	4-33 1-5	7/18 4/12	31:19 28:41
Miami at Marshall	—	—	—	—	—	—	—	-/-	:-:-
Kent State at Miami	—	—	—	—	—	—	—	-/-	:-:-
Miami at Buffalo	—	—	—	—	—	—	—	-/-	:-:-
UCF at Miami	—	—	—	—	—	—	—	-/-	:-:-
Toledo at Miami	—	—	—	—	—	—	—	-/-	:-:-
Miami at W. Michigan	—	—	—	—	—	—	—	-/-	:-:-
Miami at Akron	—	—	—	—	—	—	—	-/-	:-:-

RUSHING	Clemens	Smith	Murphy	Ciborowski
Indiana State	9-69	13-48	7-18	2-11
at Michigan	13-32	4-0	—	—
at Cincinnati	4-7	12-12	—	—
Ohio	15-52	10-41	3-13	—
at Marshall	—	—	—	—
Kent State	—	—	—	—
at Buffalo	—	—	—	—
UCF	—	—	—	—
Toledo	—	—	—	—
at W. Michigan	—	—	—	—
at Akron	—	—	—	—

Rushing figures: Att-Yds

PASSING	Betts	Kokal
at Iowa	17-27-0-214-3	7-10-1-78-0
at Michigan	18-36-4-201-0	1-4-1-16-0
at Cincinnati	26-43-0-416-4	—
Ohio	21-32-1-268-2	—
at Marshall	—	—
Kent State	—	—
at Buffalo	—	—
UCF	—	—
Toledo	—	—
at W. Michigan	—	—
at Akron	—	—

Passing figures: Comp-Att-Int-Yds-TDs

RECEIVING	Nance	Larkin	Robinson	Corbin	M. Smith	Clemens	Tyler	Williams	Kirkpatrick
Indiana State	6-75	4-47	3-43	3-29	2-17	1-16	1-11	1-16	1-11
at Michigan	5-63	4-45	3-43	2-27	1-1	2-13	1-2	1-23	—
at Cincinnati	6-85	2-27	6-83	3-31	—	2-13	3-52	3-120	1-5
Ohio	7-108	2-40	1-6	3-27	1-38	1-13	—	3-31	1-5
at Marshall	—	—	—	—	—	—	—	—	—
Kent State	—	—	—	—	—	—	—	—	—
at Buffalo	—	—	—	—	—	—	—	—	—
UCF	—	—	—	—	—	—	—	—	—
Toledo	—	—	—	—	—	—	—	—	—
at W. Michigan	—	—	—	—	—	—	—	—	—
at Akron	—	—	—	—	—	—	—	—	—

Receiving figures: Rec-Yds

2004 Drive/RedZone/Possession Analysis

Scoring Drive Analysis											
	Minus	0-9	10-19	20-29	30-39	40-49	50-59	60-69	70-79	80-89	90-99
Miami TD	—	2	—	—	1	1	1	5	3	2	—
Miami FG	—	1	—	—	—	—	—	1	—	—	—
Opponent TD	—	2	1	2	—	—	1	3	1	3	1
Opponent FG	—	—	1	—	—	1	—	—	—	—	—

Red Zone Analysis		Miami				Opponent			
Game	Inside	Scores	TD/FG	Pct.	Inside	Scores	TD/FG	Pct.	
Indiana State	7	5	5/0	.714	2	0	0/0	.000	
at Michigan	3	2	1/1	.667	7	6	5/1	.857	
at Cincinnati	3	1	1/0	.333	4	4	3/1	1.000	
Ohio	2	2	2/0	1.000	3	2	2/0	.667	
at Marshall	-	-	-/-	.—	-	-	-/-	.—	
Kent State	-	-	-/-	.—	-	-	-/-	.—	
at Buffalo	-	-	-/-	.—	-	-	-/-	.—	
UCF	-	-	-/-	.—	-	-	-/-	.—	
Toledo	-	-	-/-	.—	-	-	-/-	.—	
at Western Michigan	-	-	-/-	.—	-	-	-/-	.—	
at Akron	-	-	-/-	.—	-	-	-/-	.—	
Totals	15	10	9/1	.667	16	12	10/2	.750	

Time of Possession								
Date	Opponent	Score	Overall	1st Qtr	2nd Qtr	3rd Qtr	4th Qtr	OT Qtr
Aug. 30	Indiana State	W, 49-0	30:12	8:05	5:48	9:40	6:39	
Sep. 13	at Michigan	L, 43-10	27:56	8:42	3:48	9:53	5:33	
Sep. 20	at Cincinnati	L, 45-26	27:51	9:03	5:38	9:11	3:59	
Sep. 27	Ohio	W, 40-20	28:41	8:07	7:36	5:00	7:58	
Oct. 04	at Marshall	—	⚡	⚡	⚡	⚡	⚡	
Oct. 11	Kent State	—	⚡	⚡	⚡	⚡	⚡	
Oct. 18	at Buffalo	—	⚡	⚡	⚡	⚡	⚡	
Oct. 25	UCF	—	⚡	⚡	⚡	⚡	⚡	
Nov. 4	Toledo	—	⚡	⚡	⚡	⚡	⚡	
Nov. 12	at Western Michigan	—	⚡	⚡	⚡	⚡	⚡	
Nov. 22	at Akron	—	⚡	⚡	⚡	⚡	⚡	
	MIAMI	Total	114:40	33:57	22:50	33:44	24:09	
		Avg.	28:40	8:29	5:42	8:26	6:02	
	Opponents	Total	125:20	26:03	37:10	26:16	35:51	
		Avg.	31:20	6:30	9:17	6:34	8:57	

2004 20-Yard Plus Plays

Yards	Type	Player(s)	Opp.
79	Pass	Williams from Betts	Cincinnati
74	Pr	Robinson	Ohio
70	Pr	Robinson	Michigan
70	Pr	Robinson	Indiana State
46	Pr	Robinson	Michigan
38	Pass	Smith From Betts	Ohio
31	Pass	Williams from Betts	Cincinnati
30	Pass	Larkin from Betts	Indiana State
30	Pass	Tyler From Betts	Cincinnati
29	Kr	Robinson	Michigan
28	Kr	Kirkpatrick	Cincinnati
26	Pass	Nance from Betts	Cincinnati
26	Pass	Larkin from Betts	Cincinnati
26	Pass	Nance from Betts	Cincinnati
25	Pass	Nance from Betts	Ohio
25	Pass	Robinson from Betts	Cincinnati
25	Kr	Kirkpatrick	Cincinnati
24	Pass	Nance from Betts	Ohio
24	Kr	Kirkpatrick	Cincinnati
23	Pass	Nance from Betts	Ohio
23	Pass	Larkin from Betts	Ohio
23	Pass	Robinson from Betts	Cincinnati
23	Pass	Williams from Betts	Michigan
21	Rush	Betts	Ohio
21	Rush	Clemens	Indiana State
21	Pass	O'Bryan from Kokal	Indiana State
20	Pass	Robinson from Betts	Michigan

LONG PLAYS BY THE NUMBERS

Plays by Yards	No.	TD
20-29	18	3
30-39	4	2
40-49	1	0
50-59	0	0
60+	4	3

Plays by Type

Rushing	2	0
Passing	17	6
Punt Returns	4	2
Kickoff Returns	4	0
Interceptions	0	0
Fumble Returns	0	0
Total	27	8

20-YARDS PLUS BY PLAYER

Player	No.	TDs	Type
Robinson	8	4	4PR, 3P, 1KR
Nance	5	1	5P
Larkin	3	1	3P
Williams	3	1	3P
Kirkpatrick	3	0	3KR
Betts	1	0	1R
Smith	1	1	1P
O'Bryan	1	0	1P
Clemens	1	0	1R
Tyler	1	0	1P

Legend

P - Pass; R - Rush; KR - Kick Return; PR - Punt Return; INT - Interception; F - Fumble Recovery.

LONGEST PLAYS OF THE YEAR

Rushing		
21	last by Josh Betts vs. Ohio	Sept. 18
Rushing Touchdown		
10	Mike Smith vs. Ohio	Sept. 18
Passing		
79	Josh Williams from Betts at Cincinnati	Sept. 11
Passing Touchdown		
79	Josh Williams from Betts at Cincinnati	Sept. 11
Punt Return		
74	Ryne Robinson vs. Ohio	Sept. 18
Kickoff Return		
29	Ryne Robinson vs. Michigan	Sept. 4
Interception Return		
18	Matt Pusateri at Michigan	Sept. 4
Fumble Return		
14	Jarrold Rich vs. Indiana State	Aug. 28
Punt		
52	Wafzig vs. Indiana State	Aug. 28
	Wafzig vs. Cincinnati	Sept. 11
Field Goal		
39	Soderquist vs. Ohio	Sept. 18

2004 Scoring Drives/Plays

Opponent	Plays	Yds.	TOP	Result	Qtr.	Play
Indiana State	10	85	4:16	TD	1	Clemens 16 pass from Betts
Indiana State	9	63	3:49	TD	1	Betts 1 run
Indiana State	—	—	—	TD	2	Robinson 70 punt return
Indiana State	1	30	0:06	TD	2	Larkin 30 pass from Betts
Indiana State	6	44	2:15	TD	2	M. Smith 2 run
Indiana State	8	65	2:58	TD	2	Clemens 3 run
Indiana State	14	76	5:28	TD	3	Larkin 5 pass from Betts
Michigan	14	61	6:41	FG	3	Parseghian 36 FG
Michigan	2	2	0:42	TD	4	M. Smith 1 run
Cincinnati	7	67	2:56	TD	1	Robinson 25 pass from Betts
Cincinnati	3	9	1:54	TD	2	Larkin 1 pass from Betts
Cincinnati	9	79	4:37	TD	3	Robinson 23 pass from Betts
Cincinnati	3	74	0:41	TD	4	Williams 79 pass from Betts
Ohio	4	5	1:39	FG	1	Soderquist 39 FG
Ohio	6	60	2:17	TD	2	Smith 10 run
Ohio	6	80	1:54	TD	3	Smith 38 pass from Betts
Ohio	—	—	—	TD	3	Robinson 74 punt return
Ohio	11	68	2:59	TD	3	Clemens 2 run
Ohio	9	58	4:44	TD	4	Nance 23 pass from Betts

Average Scoring Drive/Play Stats

Plays: 6.4 per drive; Yards: 48.7 per drive; Avg. Drive Time: 2:38

19 scoring drives, 122 plays, 926 yards, 2996 seconds

Highs/Lows

Longest drive (time): 5:28 vs. Indiana State (14 plays, 76 yards, Larkin 5 pass from Betts)

Shortest drive (time): 0:06 vs. Indiana State (1 play, 30 yards, Larkin 30 pass from Betts)

Longest drive (yards): 85 yards vs. Indiana State (10 plays, 4:16, Clemens 16 pass from Betts)

Shortest drive (yards): 2 yards vs. Michigan (2 play, 0:42, M. Smith 1 run)

Third Down Conversions by Yardage

When Miami has the Ball ...

Indiana State	0-2	1-1	—	2-2	0-1	0-1	—	1-1	0-1	0-2	—	4-11	36.4
at Michigan	1-1	1-1	0-1	0-1	2-2	—	0-2	0-2	0-1	1-2	2-3	7-16	43.8
at Cincinnati	1-1	1-1	—	1-2	1-2	—	1-1	1-1	—	0-1	1-6	7-15	46.7
Ohio	1-1	2-2	0-1	—	0-2	—	0-2	0-1	1-1	0-1	0-1	4-12	33.3
at Marshall	—	—	—	—	—	—	—	—	—	—	—	—	0.0
Kent State	—	—	—	—	—	—	—	—	—	—	—	—	0.0
at Buffalo	—	—	—	—	—	—	—	—	—	—	—	—	0.0
UCF	—	—	—	—	—	—	—	—	—	—	—	—	0.0
Toledo	—	—	—	—	—	—	—	—	—	—	—	—	0.0
at W. Michigan	—	—	—	—	—	—	—	—	—	—	—	—	0.0
at Akron	—	—	—	—	—	—	—	—	—	—	—	—	0.0
Totals	3-5	5-5	0-2	3-5	3-7	0-1	1-5	2-5	1-3	1-6	3-9	22-54	40.7
Pct.	60.0	100.0	0.0	60.0	42.9	0.0	20.0	40.0	33.3	16.7	30.0	40.7	

By Segment	Conv.-Att.	Pct.
Third and 1-3 yards	8-12	66.7
Third and 4-6	9-13	46.2
Third and 7-9	4-13	30.8
Third and 10+	4-16	25.0

When Opponent has the Ball ...

3rd down and ...	1	2	3	4	5	6	7	8	9	10	10+	Total	Pct.
Indiana State	0-1	—	1-1	0-3	0-2	1-1	1-1	0-1	—	0-1	1-5	4-16	25.0
at Michigan	0-3	1-1	1-1	3-4	1-1	—	1-2	0-2	1-1	—	0-2	8-17	47.1
at Cincinnati	0-1	2-2	1-1	—	0-2	—	—	0-1	—	1-1	1-3	5-11	45.5
Ohio	1-1	3-3	0-1	0-1	1-1	0-3	1-1	1-1	0-1	0-5	—	7-18	38.9
at Marshall	—	—	—	—	—	—	—	—	—	—	—	—	0.0
Kent State	—	—	—	—	—	—	—	—	—	—	—	—	0.0
at Buffalo	—	—	—	—	—	—	—	—	—	—	—	—	0.0
UCF	—	—	—	—	—	—	—	—	—	—	—	—	0.0
Toledo	—	—	—	—	—	—	—	—	—	—	—	—	0.0
at W. Michigan	—	—	—	—	—	—	—	—	—	—	—	—	0.0
at Akron	—	—	—	—	—	—	—	—	—	—	—	—	0.0
Totals	1-6	6-6	3-4	3-8	2-6	1-4	3-4	1-5	1-2	1-7	2-10	24-62	38.7
Pct.	16.7	100.0	75.0	37.5	33.3	25.0	75.0	20.0	50.0	14.3	20.0	38.7	

By Segment	Conv.-Att.	Pct.
Third and 1-3 yards	10-16	62.5
Third and 4-6	6-18	33.3
Third and 7-9	5-11	45.5
Third and 10+	3-17	17.6

Watching the Charts

CAREER TOP TENS

Rushing Touchdowns

1. 73 Travis Prentice, 1996-99
2. 36 Deland McCullough, 1992-95
3. 34 Bob Hitchens, 1971-73
4. 26 Rob Carpenter, 1973-76
5. 25 John Pont, 1949-51
6. 24 Mark Hunter, 1976-79
7. 23 Cal Murray, 2000-03
- 23 Tom Pagna, 1951-53
- 23 Mike Smith, 2001-pres.
10. 22 George Swarn, 1983-86
- 19 Luke Clemens, 2000-pres.

Receptions

1. 155 Michael Larkin, 2001-pres.
2. 128 Trevor Gaylor, 1996-99
3. 126 Martin Nance, 2002-pres.
4. 121 Jason Branch, 1999-2002
- 121 Jay Hall, 1995-98
6. 118 Tremayne Banks, 1993-96
- 117 George Swarn, 1983-86
8. 113 Eddie Tillitz, 1999-2002
9. 109 Jeremy Patterson, 1991-94
10. 106 Milt Stegall, 1988-91

Receiving Yards

1. 2,131 Trevor Gaylor, 1996-99
2. 2,099 Michael Larkin, 2001-pres.
3. 2,018 Martin Nance, 2002-pres.
4. 1,778 Jay Hall, 1995-98
5. 1,662 Tremayne Banks, 1993-96
6. 1,611 Jason Branch, 1999-pres.
7. 1,609 Andy Schillinger, 1984-87
8. 1,581 Milt Stegall, 1988-91
9. 1,576 Sly Johnson, 1997-00
10. 1,540 Don Treadwell, 1978-81

Touchdown Receptions

1. 27 Michael Larkin, 2001-pres.
2. 20 Trevor Gaylor, 1996-99
3. 18 Jason Branch, 1999-pres.
- 18 Jeremy Patterson, 1991-94
5. 17 Jay Hall, 1995-98
6. 15 Andy Schillinger, 1984-87
7. 14 John Erisman, 1964-66
- 14 Clive Rush, 1950-52
9. 13 Robert Jencks, 1960-62
- 13 Doc Urich, 1947-50
- 12 Martin Nance, 2002-pres.

Touchdowns

1. 78 Travis Prentice, 1996-99
2. 37 Deland, McCullough, 1992-95
3. 34 Bob Hitchens, 1971-73
4. 29 George Swarn, 1983-86
5. 28 Cal Murray, 2000-03
- 28 Rob Carpenter, 1973-76
7. 27 John Pont, 1949-51
8. 26 Mark Hunter, 1976-79
- 27 Michael Larkin, 2001-pres.
10. 25 Tirrel Burton, 1953-55
- 25 Mike Smith, 2001-pres.
- 21 Luke Clemens, 2000-pres.

Scoring

1. 468 Travis Prentice, 1996-99
2. 306 Gary Gussman, 1984-87
3. 238 Chad Seitz, 1992-95
4. 226 Deland McCullough, 1992-95
5. 221 Jared Parseghian, 2001-pres.
6. 204 Bob Hitchens, 1971-73
7. 199 John Scott, 1996-98
8. 177 Robert Jencks, 1960-62
9. 174 Geogre Swarn, 1983-86

10. 168 Cal Murray, 2000-03
- 168 Rob Carpenter, 1973-76
- 162 Michael Larkin, 2001-pres.
- 150 Mike Smith, 2001-pres.
- 126 Luke Clemens, 2000-pres.

Field Goals

1. 68 Gary Gussman, 1984-87
2. 47 Chad Seitz, 1992-95
3. 31 Mike Kiebach, 1981-83
4. 29 John Scott, 1996-98
5. 27 Jared Parseghian, 2001-pres.
6. 22 Dave Draudt, 1973-74
- 22 Andy Brumbergs, 1999-01
8. 17 Robert Jencks, 1960-62
9. 13 Archie Strimel, 1968-70
10. 12 Bryan Lucas, 1989-92

Field Goals Attempts

1. 94 Gary Gussman, 1984-87
2. 67 Chad Seitz, 1992-95
3. 48 Mike Kiebach, 1981-83
- 48 Dave Draudt, 1973-74
5. 39 John Scott, 1996-98
6. 36 Jared Parseghian, 2001-pres.
7. 22 Andy Brumbergs, 1999-01
8. 26 Archie Strimel, 1968-70
9. 26 Fred Johnson, 1975-77
10. 21 Bryan Lucas, 1989-92

Field Goal Percentage (Min. 15 attempts)

1. .750 Jared Parseghian, 2001-pres.
2. .744 John Scott, 1996-98
3. .723 Gary Gussman, 1984-87
3. .701 Chad Seitz, 1992-95
4. .646 Mike Kiebach, 1981-83
5. .611 Andy Brumbergs, 1999-01
6. .600 Chuck Konrad, 1987-88
7. .571 Bryan Lucas, 1989-92
8. .563 Dave Graham, 1971-72
9. .500 Archie Strimel, 1968-70
10. .458 Dave Draudt, 1973-74

Punt Return Yards

1. 999 Ryne Robinson, 2003-pres.
2. 925 Eddie Tillitz, 1999-2002
3. 858 Dick Adams, 1968-70
4. 635 Tremayne Banks, 1993-96
5. 489 Bob Clark, 1988-90
6. 424 James Shaw, 1965-67
7. 416 Tirrel Burton, 1953-55
8. 367 David Thomas, 1991-94
9. 304 Jack Arthur, 1983-86
10. 292 Bill Leftwich, 1967

Solo Tackles

1. 297 Curt McMillan, 1989-92
2. 288 Johnnie Williams, 1992-95
3. 272 Tim Colleran, 1982-84
4. 264 Mark Hatgas, 1975-78
5. 262 Matt Pusateri, 2001-pres.
6. 258 Terrell Jones, 2000-03
7. 254 Brad Cousino, 1972-74
8. 251 Dustin Cohen, 1996-99
9. 230 Joe Farais, 1976-78
10. 227 Matt Robillard, 1999-2002

Total Tackles

1. 575 Curt McMillan, 1989-92
2. 526 Mark Hatgas, 1975-78
3. 524 Johnnie Williams, 1992-95
4. 515 Brad Cousino, 1972-74
5. 488 Kent McCormick, 1977-80
6. 464 Tim Colleran, 1982-84
7. 451 Dustin Cohen, 1996-99
8. 424 Terrell Jones, 2000-03
9. 411 Matt Pusateri, 2000-pres.
10. 401 Joe Farais, 1976-78

Extra Points

1. 140 Jared Parseghian, 2001-pres.
2. 112 John Scott, 1996-98
3. 103 Paul Sautter, 1950-52
4. 102 Gary Gussman, 1984-87
5. 97 Chad Seitz, 1992-95
6. 75 Andy Brumbergs, 1999-01
7. 61 Archie Strimel, 1968-70
8. 57 Mike Kiebach, 1981-83
9. 54 Dave Draudt, 1973-74
10. 49 Dave Graham, 1971-72

Extra Point Attempts

1. 146 Jared Parseghian, 2001-pres.
2. 125 Paul Sautter, 1950-52
3. 113 John Scott, 1996-98
4. 104 Gary Gussman, 1984-87
5. 103 Chad Seitz, 1992-95
6. 82 Andy Brumbergs, 1999-01
7. 69 Archie Strimel, 1968-70
8. 61 Mike Kiebach, 1981-83
9. 58 Dave Draudt, 1973-74
10. 54 Dave Graham, 1971-72

Extra Point Percentage (Min. 40 attempts)

1. .991 John Scott, 1996-98
2. .981 Gary Gussman, 1984-87
3. .958 Jared Parseghian, 2001-pres.
4. .942 Chad Seitz, 1992-95
5. .934 Mike Kiebach, 1981-83
6. .931 Dave Draudt, 1973-74
7. .927 Glenn Trout, 1963-64
8. .915 Andy Brumbergs, 1999-01
9. .907 Dave Graham, 1971-72
10. .884 Fred Johnson, 1975-76
- .884 Archie Strimel, 1968-70

Punts

1. 240 Gary Layton, 1991-94
2. 232 Kent McCullough, 1997-00
3. 212 Steve Bumpass, 1981-83
4. 208 Jeff Rowlands, 1974-78
5. 166 Doug Kolesar, 1984-86
6. 159 Dick Adams, 1968-70
7. 147 Mike Wafzig, 2001-pres.
8. 120 Vic Ippolito, 1960-62
9. 119 Jason Cheney, 1995-96
10. 117 Chris Ondrula, 1989-90

Punting Average (Min. 90 punts)

1. 41.7 Gary Layton, 1991-94
2. 41.5 Jason Cheney, 1995-96
3. 40.6 Kent McCullough, 1997-00
4. 40.4 Mike Wafzig, 2001-pres.
5. 39.4 Jeff Rowlands, 1974-78
6. 39.3 Chuck Konrad, 1987-88
7. 38.3 Steve Bumpass, 1981-83
8. 37.6 Doug Kolesar, 1984-86
9. 36.5 Dick Adams, 1968-70
10. 36.3 John Erisman, 1964-66

2004 Game Summaries

INDIANA STATE 0
MIAMI 49

August 28, 2004
Yager Stadium • Oxford, OH
Attendance: 18,022

Junior Josh Betts passed for three touchdowns and ran for a score to lead Miami to a 49-0 rout of Indiana State. Betts, making his first start as the replacement for first-round NFL draft choice Ben Roethlisberger, led the RedHawks to six touchdowns in the seven possessions he played. He completed 17 of 27 passes to help Miami win its 14th straight game, the longest streak in Division I-A. Clemens was Miami's leading rusher with 69 yards on nine carries. Martin Nance caught six passes for 75 yards. Betts also threw a 5-yard TD pass to Larkin to close the scoring. Miami totaled 454 yards of offense to 204 for Indiana State.

Indiana State	0	0	0	0	—	0
Miami	14	28	7	0	—	49

SCORING SUMMARY

First Quarter

7:50 MIA - Clemens 16 yd pass from Betts (Parseghian kick)
1:20 MIA - Betts 1 yd run (Soderquist Kick)

Second Quarter

14:32 MIA - Robinson 70 yd punt return (Parseghian kick)
12:56 MIA - Larkin 30 yd pass from Betts (Soderquist kick)
9:04 MIA - Smith 2 yd run (Parseghian kick)
3:25 MIA - Clemens 3 yd run (Soderquist kick)

Third Quarter

9:25 MIA - Larkin 5 yd pass from Betts (Parseghian kick)

TEAM STATISTICS

	ISU	MIAMI
First Downs	12	26
Rushes-Yards	31-44	39-162
Passes (C-A-I)	18-33-1	24-37-1
Passing Yards	160	292
Plays-Total Yards	64-204	76-454
Punts-Average	8-336	2-99
Fumbles-Lost	2-2	3-2
Penalties-Yards	8-63	5-45
Third Down Conv.	4/16	4/11
Possession Time	29:48	30:12

INDIVIDUAL LEADERS

Rushing — ISU: Montfort 16-39, Johnson 1-14, Shields 9-9; Miami: Clemens 9-69, Smith 13-48, Murphy 7-18, Ciborowski 2-11.
Passing — ISU: Schiff 12-21-104-0 TD-1 INT, Johnson 6-12-56-0 TD-0 INT; Miami: Betts 17-27-214-3 TD-0 INT, Kokal 7-10-78-0 TD-1 INT.
Receiving — ISU: Braden 5-32, Naves 5-31, Beste 3-31, Logan 2-41, Petrowski 2-19; Miami: Nance 6-75, Larkin 4-47, Robinson 4-43, Corbin 3-29, Smith 2-17.

NOTES

The first Division I-AA opponent since Miami faced William & Mary in 1982. Miami's record versus Indiana State is 1-0 ... it was the sixth consecutive game Miami scored at least 40 points ... first shutout for Miami since October 19, 2002 at Buffalo ... extended the nation's longest active Division I-A winning streak extended to 14 games, which is a new Miami record ... Ryne Robinson took his third punt return of the night 70-yards for a touchdown, breaking Eddie Tillitz's school record for career punt return touchdowns (4) ... Michael Larkin caught his 25th and 26th career touchdown passes, extending his own school record for touchdown receptions and moved into an eighth-place tie on the all-time touchdown list with Mark Hunter (1976-79) ... Mike Smith had a two-yard rushing touchdown, tying him for tenth on the all-time list with 21 rushing touchdowns with Jay Peterson (1980-83) ... Martin Nance caught six passes, giving him 108 for his career and putting him eighth on Miami's all-time list.

MIAMI 10
MICHIGAN 43

September 4, 2004
Michigan Stadium • Ann Arbor, MI
Attendance: 110,815

Freshman Chad Henne threw two touchdowns in a surprising start for Michigan, helping the eighth-ranked Wolverines to a 43-10 victory over Miami University, ending the nation's longest winning streak at 14. Josh Betts was 18-of-36 for 201 yards with four interceptions and a fumble. Martin Nance and Michael Larkin combined for nine receptions and 108 yards, but Miami struggled to run the ball as Luke Clemens led Miami with 32 yards on 13 carries. After a scoreless first quarter, Michigan led 24-0 midway through the third quarter. The RedHawks then made it interesting with a field goal, Mike Smith's 1-yard TD run and a drive deep in Michigan territory. With a chance to pull within a score, Ernest Shazor returned an interception 88 yards for a TD to give the Wolverines a 30-10 lead with 9:01 left to play.

Miami	0	0	3	7	—	10
Michigan	0	10	14	19	—	43

SCORING SUMMARY

First Quarter

No Scoring.

Second Quarter

6:53 UM - Rivas 31 yd FG
4:48 UM - Underwood 1 yd run (Rivas kick)

Third Quarter

12:25 UM - Edwards 20 yd pass from Henne (Rivas kick)
0:06 MIA - Parseghian 36 yd FG

Fourth Quarter

12:38 MIA - M. Smith 1 yd run (Soderquist kick)
9:01 UM - Shazor 88 yd INT return (Rivas kick)
7:22 UM - Edwards 13 yd pass from Henne (Rivas kick)
6:16 UM - Jackson 1 yd run (Rivas kick)

TEAM STATISTICS

	MIAMI	UM
First Downs	13	14
Rushes-Yards	25-33	40-115
Passes (C-A-I)	19-40-5	16-28-1
Passing Yards	217	159
Plays-Total Yards	65-250	68-274
Punts-Average	5-225	6-271
Fumbles-Lost	2-2	2-0
Penalties-Yards	7-46	1-10
Third Down Conv.	7/16	8/17
Possession Time	27:56	32:04

INDIVIDUAL LEADERS

Rushing — Miami: Clemens 13-32, Betts 5-6, Kokal 2-1, M. Smith 4-0, Robinson 1-(-6); UM: Underwood 22-61, Jackson 7-25, Hart 3-20, Rembert 1-9, Dudley 1-7, Bradley 1-7, Edwards 1-(-1), Henne 4-(-6).
Passing — Miami: Betts 18-36-201-0 TD-4 INT, Kokal 1-4-16-0 TD-1 INT; UM: Henne 14-24-142-2 TD-1 INT, Richard 2-4-17-0 TD-0 INT.
Receiving — Miami: Nance 5-63, Larkin 4-45, Robinson 3-43, Corbin 2-27, Clemens 2-13, Williams 1-23, Tyler 1-2, M. Smith 1-1; UM: Edwards 6-91, Breaston 4-33, Massaquoi 2-19, Avant 1-11, Underwood 1-8, Hart 1-(-1), Rembert 1-(-2).

NOTES

Miami was held scoreless in the first half, marking the first time the Red and White was blanked in a half since an Aug. 30, 2003 loss at Iowa ... the 43 points scored by Michigan were the most scored against Miami since it gave up 48 points to Central Florida in the 2002 season finale ... Miami's five interceptions were the most since it threw six versus Central Michigan in 1990 ... Junior wide receiver Martin Nance totaled five receptions for 63 yards to lead the RedHawks and moved past Tremayne Banks (1993-96) for third all-time on Miami's career receiving yardage list (1,825) ... senior Michael Larkin hauled in four passes for 45 yards, extending his string of consecutive games with a reception to 39—tying him with Denver Bronco Darius Watts for the fourth-longest string in MAC history.

2004 Game Summaries

MIAMI	26
CINCINNATI	45
September 11, 2004 Nippert Stadium • Cincinnati, OH Attendance: 30,368	

Despite an impressive effort by junior quarterback Josh Betts, who passed for 416 yards and four touchdowns while amassing the third-highest single-game total offense output in program history, Miami was overwhelmed by Cincinnati, 45-26, in the 109th meeting between the rivals. The RedHawks, who had given up only one scoring drive of longer than 20 yards on the season, gave up scoring plays of 70, 69 and 42 yards in the opening half and could never really slow Richard Hall and the Cincinnati rushing attack. Hall totaled 238 yards and three touchdowns on just 14 carries and the Bearcats rushed for 341 yards on the night—the highest total allowed by Miami since 1996. Sophomore Ryne Robinson hauled in two of Betts' four TD passes on the night and finished with six receptions for 83 yards.

Miami	7	6	7	6	—	26
Cincinnati	14	18	6	7	—	45

SCORING SUMMARY

First Quarter
 10:45 UC - Hall 70 yd run (Lovell kick)
 7:42 MIA - Robinson 25 yd pass from Betts (Parseghian kick)
 1:26 UC - Thomas 69 yard pass from Guidugli (Lovell kick)

Second Quarter
 11:40 UC - Lovell 33 yd FG
 7:11 MIA - Larkin 1 yd pass from Betts (Parseghian kick blocked)
 7:11 UC - Holly PAT return
 4:40 UC - Ross 42 yd pass from Guidugli (Lovell kick)
 0:38 UC - Hall 1 yd run (Lovell kick)

Third Quarter
 10:23 MIA - Robinson 23 yd pass from Betts (Soderquist kick)
 7:04 UC - Hall 4 yd run (Lovell kick failed)

Fourth Quarter
 10:49 UC - Guidugli 1 yd run (Lovell kick)
 10:08 MIA - Williams 79 yd pass from Betts (Betts pass failed)

TEAM STATISTICS	MIAMI	UC
First Downs	23	19
Rushes-Yards	24-37	43-341
Passes (C-A-I)	26-43-0	12-23-1
Passing Yards	416	258
Plays-Total Yards	67-453	66-599
Punts-Average	42.4	36.7
Fumbles-Lost	1-1	2-1
Penalties-Yards	6-40	9-66
Third Down Conv.	7/15	5/11
Possession Time	27:51	32:09

INDIVIDUAL LEADERS

Rushing — Miami: Betts 7-32, Smith 12-12, Clemens 4-7; UC: Hall 14-238, Benton 10-42, Jones 2-16, Glatthaar 4-15.
Passing — Miami: Betts 26-43-416-4TD-0INT; UC: Guidugli 12-23-258-2TD-1INT.
Receiving — Miami: Nance 6-85, Robinson 6-83, Williams 3-120, Tyler 3-52, Corbin 3-31, Larkin 2-27, Clemens 2-13, Kirkpatrick 1-5. UC: Thomas 5-175, Murray 2-16, Ross 1-42, Celek 1-10, Lucius 1-9, Daniels 1-3, Hall 1-3.

NOTES

Miami relinquished the Victory Bell for the first time since 2001, in dropping the 109th Battle of the Bell ... The RedHawks' surrendered 40 points in back-to-back games for the first time since 1988 ... Cincinnati was the first team to clear 300 yards rushing versus Miami since 2001 and its 341 yards on the ground were the most since Miami allowed 406 yards to Army in 1996 ... Senior Matt Pusateri picked off a Gino Guidugli pass on the Bearcats' opening possession, giving him his fourth interception in the past five games ... Josh Betts' 416 yards passing were the fourth-highest single-game total in program history and his 448 yards of total offense ranked third all-time ... Josh Williams recorded his first career TD on a 79-yard strike from Betts, Miami's longest since an 81-yard strike in 2001.

OHIO	20
MIAMI	40
September 18, 2004 Yager Stadium • Oxford, OH Attendance: 20,113	

Miami overcame a sluggish first half and rolled to its ninth straight victory in a MAC opener, defeating Ohio University, 40-20. Led by a defense out for redemption in the first half, Miami put a Todd Soderquist career-long 39 yd. field goal and a 10-yd. Mike Smith TD run on the board to grab a 10-0 halftime lead. Ohio closed to 10-7 early in the third quarter, but Miami responded with an 80-yard scoring drive capped by a 38-yard touchdown pass from Josh Betts to Mike Smith. After a defensive stop, Ryne Robinson returned the ensuing punt 74 yards for a touchdown as Miami built its lead to as large as 33-7. Miami's defense was impressive, restricting the Bobcat rushing attack to only nine yards and notching a season-high six quarterback sacks.

Ohio	0	0	7	13	—	20
Miami	3	7	23	7	—	40

SCORING SUMMARY

First Quarter
 0:18 MIA - Soderquist 39 yd FG

Second Quarter
 2:34 MIA - Smith 10 yd run (Soderquist kick)

Third Quarter
 11:38 OU - McRae 39 yd pass from Hawk (Rossman kick)
 9:44 MIA - Smith 38 yd pass from Betts (Parseghian kick)
 6:45 MIA - Robinson 74 yd punt return (Soderquist kick)
 6:24 MIA - Team Safety
 3:18 MIA - Clemens 2 yd run

Fourth Quarter
 13:16 OU - Hawk 1 yd run (Rossman kick)
 5:27 OU - Mayle 24 yd pass (Hawk pass failed)
 0:37 MIA - Nance 23 yd pass from Betts (Soderquist kick)

TEAM STATISTICS	OHIO	MIAMI
First Downs	17	21
Rushes-Yards	34-9	36-146
Passes (C-A-I)	23-39-0	21-32-1
Passing Yards	253	268
Plays-Total Yards	73-262	68-414
Punts-Average	8-47.9	4-35.2
Fumbles-Lost	2-1	4-2
Penalties-Yards	4-33	1-5
Third Down Conv.	7/18	4/12
Possession Time	31:19	28:41

INDIVIDUAL LEADERS

Rushing — Ohio: McRae 24-65, Owens 1-3, Hawk 11-(44); Miami: Clemens 15-52, Smith 10-41, Betts 6-35, Murphy 3-13, Robinson 1-6.
Passing — Ohio: Hawk 23-39-253-2TD-0INT; Miami: Betts 21-32-2TD-1INT.
Receiving — Ohio: Jackson 12-86, Antle 3-31, Maxwell 2-37, Riley 2-18, McRae 1-39, Mayle 1-24, Hackett 1-10, Jefferson 1-8; Miami: Nance 7-108, Williams 3-31, Corbin 3-27, Larkin 2-40, Smith 1-38, Clemens 1-13, Robinson 1-6, Kirkpatrick 1-5, Vogele 1-4.

NOTES

Miami won its ninth straight MAC opener and defeated Ohio for the fifth straight time ... the Red and White remained undefeated on its FieldTurf playing surface, installed prior to the 2003 campaign, winning its seventh straight home game ... Josh Betts became the first Miami quarterback to pass for at least 200 yards in each of his first four starts ... with a 74-yard punt return for a touchdown in the third quarter, sophomore Ryne Robinson broke Miami's career record for punt return yardage previously held by Eddie Tillitz (1999-2002) ... junior wide receiver Martin Nance notched his first 100-yard game and first receiving touchdown of the 2004 season, hauling in seven catches for 108 yards and a 23-yard TD pass ... Miami's defense totaled a season-high six quarterback sacks ... the nine net rushing yards allowed by the Miami defense were the fewest since it held Akron to minus-one yard rushing in 1995.

The Automated ScoreBook
 Miami Overall Team Statistics (as of Sep 21, 2004)
 All games

TEAM STATISTICS	MIAMI	OPP
SCORING.....	125	108
Points Per Game.....	31.2	27.0
FIRST DOWNS.....	83	62
Rushing.....	23	24
Passing.....	56	36
Penalty.....	4	2
RUSHING YARDAGE.....	378	509
Yards gained rushing.....	456	645
Yards lost rushing.....	78	136
Rushing Attempts.....	124	148
Average Per Rush.....	3.0	3.4
Average Per Game.....	94.5	127.2
TDs Rushing.....	6	8
PASSING YARDAGE.....	1193	830
Att-Comp-Int.....	152-90-7	123-69-3
Average Per Pass.....	7.8	6.7
Average Per Catch.....	13.3	12.0
Average Per Game.....	298.2	207.5
TDs Passing.....	9	6
TOTAL OFFENSE.....	1571	1339
Total Plays.....	276	271
Average Per Play.....	5.7	4.9
Average Per Game.....	392.8	334.8
KICK RETURNS: #-YARDS.....	15-276	16-255
PUNT RETURNS: #-YARDS.....	16-364	11-107
INT RETURNS: #-YARDS.....	3-18	7-202
KICK RETURN AVERAGE.....	18.4	15.9
PUNT RETURN AVERAGE.....	22.8	9.7
INT RETURN AVERAGE.....	6.0	28.9
FUMBLES-LOST.....	10-7	8-4
PENALTIES-YARDS.....	19-136	22-172
Average Per Game.....	34.0	43.0
PUNTS-YARDS.....	16-677	25-1100
Average Per Punt.....	42.3	44.0
Net punt average.....	35.6	29.4
TIME OF POSSESSION/GAME.....	28:40	31:20
3RD-DOWN CONVERSIONS.....	22/54	24/62
3rd-Down Pct.....	41%	39%
4TH-DOWN CONVERSIONS.....	4/7	4/6
4th-Down Pct.....	57%	67%
SACKS BY-YARDS.....	12-89	5-21
MISC YARDS.....	22	0
TOUCHDOWNS SCORED.....	17	15
FIELD GOALS-ATTEMPTS.....	2-5	2-4
PAT-ATTEMPTS.....	15-16	10-13
ATTENDANCE.....	38135	141183
Games/Avg Per Game.....	2/19068	2/70592

SCORE BY QUARTERS	1st	2nd	3rd	4th	Total
Miami.....	24	41	40	20	- 125
Opponents.....	14	28	27	39	- 108

The Automated ScoreBook
Miami Combined Team Statistics (as of Sep 21, 2004)
All games

RECORD:	OVERALL	HOME	AWAY	NEUTRAL
ALL GAMES.....	(2-2-0)	(2-0-0)	(0-2-0)	(0-0-0)
CONFERENCE.....	(1-0-0)	(1-0-0)	(0-0-0)	(0-0-0)
NON-CONFERENCE.....	(1-2-0)	(1-0-0)	(0-2-0)	(0-0-0)

DATE	OPPONENT	W/L	SCORE	ATTEND
Aug 28, 2004	INDIANA STATE	W	49-0	18022
Sep 04, 2004	at Michigan	L	10-43	110815
Sep 11, 2004	at Cincinnati	L	26-45	30368
*Sep 18, 2004	OHIO	W	40-20	20113

* denotes conference game

RUSHING	GP	Att	Gain	Loss	Net	Avg	TD	Long	Avg/G
CLEMENS, Luke	4	41	163	3	160	3.9	2	21	40.0
SMITH, Mike	4	39	119	18	101	2.6	3	13	25.2
BETTS, Josh	4	20	108	26	82	4.1	1	21	20.5
MURPHY, Brandon	3	10	31	0	31	3.1	0	8	10.3
CIBOROWSKI, A.	4	2	11	0	11	5.5	0	8	2.8
LANNAMAN, A.	3	4	10	2	8	2.0	0	6	2.7
KOKAL, Mike	2	4	8	8	0	0.0	0	6	0.0
TEAM	3	1	0	1	-1	-1.0	0	0	-0.3
ROBINSON, Ryne	4	3	6	20	-14	-4.7	0	6	-3.5
Total.....	4	124	456	78	378	3.0	6	21	94.5
Opponents.....	4	148	645	136	509	3.4	8	79	127.2

PASSING	GP	Effic	Att-Cmp-Int	Pct	Yds	TD	Lng	Avg/G
BETTS, Josh	4	140.59	138-82-5	59.4	1099	9	79	274.8
KOKAL, Mike	2	84.97	14-8-2	57.1	94	0	21	47.0
Total.....	4	135.47	152-90-7	59.2	1193	9	79	298.2
Opponents.....	4	124.00	123-69-3	56.1	830	6	69	207.5

RECEIVING	GP	No.	Yds	Avg	TD	Long	Avg/G
NANCE, Martin	4	24	331	13.8	1	26	82.8
ROBINSON, Ryne	4	13	175	13.5	2	25	43.8
LARKIN, Michael	4	12	159	13.2	3	30	39.8
CORBIN, R.J.	4	11	114	10.4	0	19	28.5
WILLIAMS, Josh	4	8	190	23.8	1	79	47.5
CLEMENS, Luke	4	6	55	9.2	1	16	13.8
TYLER, Dan	4	5	65	13.0	0	30	16.2
SMITH, Mike	4	4	56	14.0	1	38	14.0
KIRKPATRICK, K.	4	3	21	7.0	0	11	5.2
O'BRYAN, P.	2	1	21	21.0	0	21	10.5
BUSING, Ryan	4	1	6	6.0	0	6	1.5
VOGEL, Matt	4	1	4	4.0	0	4	1.0
VOGEL, Tyler	4	1	-2	-2.0	0	0	-0.5
NORDEN, Charles	4	0	-2	-0.0	0	0	-0.5
Total.....	4	90	1193	13.3	9	79	298.2
Opponents.....	4	69	830	12.0	6	69	207.5

FIELD GOALS	FGM-FGA	Pct	01-19	20-29	30-39	40-49	50-99	Lg	Blk
PARSEGHIAN, J.	1-3	33.3	0-0	0-2	1-1	0-0	0-0	36	0
SODERQUIST, T.	1-2	50.0	0-0	0-0	1-1	0-1	0-0	39	0

SCORING	TD	FGs	PATs					DKP	Saf	Points
			Kick	Rush	Rev	Pass	Def			
ROBINSON, Ryne	4	0-0	0-0	0-0	0-0	0-0	0	0	24	
SMITH, Mike	4	0-0	0-0	0-0	0-0	0-0	0	0	24	
LARKIN, Michael	3	0-0	0-0	0-0	0-0	0-0	0	0	18	
CLEMENS, Luke	3	0-0	0-0	0-0	0-0	0-0	0	0	18	
SODERQUIST, T.	0	1-2	8-8	0-0	0-0	0-0	0	0	11	
PARSEGHIAN, J.	0	1-3	7-8	0-0	0-0	0-0	0	0	10	
NANCE, Martin	1	0-0	0-0	0-0	0-0	0-0	0	0	6	
BETTS, Josh	1	0-0	0-0	0-0	0-1	0-0	0	0	6	
WILLIAMS, Josh	1	0-0	0-0	0-0	0-0	0-0	0	0	6	
TEAM	0	0-0	0-0	0-0	0-0	0-0	0	1	2	
Total.....	17	2-5	15-16	0-0	0-1	0-1	0	1	125	
Opponents.....	15	2-4	10-13	0-1	0-1	1	0	108		

SCORE BY QUARTERS	1st	2nd	3rd	4th	Total
Miami.....	24	41	40	20	125
Opponents.....	14	28	27	39	108

TEAM STATISTICS	MIAMI	OPP
FIRST DOWNS.....	83	62
Rushing.....	23	24
Passing.....	56	36
Penalty.....	4	2
RUSHING YARDAGE.....	378	509
Yards gained rushing...	456	645
Yards lost rushing.....	78	136
Rushing Attempts.....	124	148
Average Per Rush.....	3.0	3.4
Average Per Game.....	94.5	127.2
TDs Rushing.....	6	8
PASSING YARDAGE.....	1193	830
Att-Cmp-Int.....	152-90-7	123-69-3
Average Per Pass.....	7.8	6.7
Average Per Catch.....	13.3	12.0
Average Per Game.....	298.2	207.5
TDs Passing.....	9	6
TOTAL OFFENSE.....	1571	1339
Total Plays.....	276	271
Average Per Play.....	5.7	4.9
Average Per Game.....	392.8	334.8
KICK RETURNS: #-YARDS....	15-276	16-255
PUNT RETURNS: #-YARDS....	16-364	11-107
INT RETURNS: #-YARDS....	3-18	7-202
FUMBLES-LOST.....	10-7	8-4
PENALTIES-YARDS.....	19-136	22-172
PUNTS-AVG.....	16-42.3	25-44.0
TIME OF POSSESSION/GAME..	28:40	31:20
3RD-DOWN CONVERSIONS....	22/54	24/62
4TH-DOWN CONVERSIONS....	4/7	4/6

INTERCEPTIONS	No.	Yds	Avg	TD	Long
PUSATERI, Matt	2	18	9.0	0	18
BURKE, Steve	1	0	0.0	0	0
Total.....	3	18	6.0	0	18
Opponents.....	7	202	28.9	1	88

PUNTING	No.	Yds	Avg	Long	TB	FC	I20	Blkd
WAFZIG, Mike	16	677	42.3	52	0	0	5	0
Total.....	16	677	42.3	52	0	0	5	0
Opponents.....	25	1100	44.0	61	1	0	5	0

PUNT RETURNS	No.	Yds	Avg	TD	Long
ROBINSON, Ryne	15	345	23.0	2	74
LARKIN, Michael	1	19	19.0	0	19
Total.....	16	364	22.8	2	74
Opponents.....	11	107	9.7	0	31

KICK RETURNS	No.	Yds	Avg	TD	Long
ROBINSON, Ryne	7	129	18.4	0	29
KIRKPATRICK, K.	5	109	21.8	0	28
HUNTER, Darrell	2	26	13.0	0	17
MURPHY, Brandon	1	12	12.0	0	12
Total.....	15	276	18.4	0	29
Opponents.....	16	255	15.9	0	24

ALL PURPOSE	G	Rush	Rec	PR	KOR	IR	Tot	Avg/G
ROBINSON, Ryne	4	-14	175	345	129	0	635	158.8
NANCE, Martin	4	0	331	0	0	0	331	82.8
CLEMENS, Luke	4	160	55	0	0	0	215	53.8
WILLIAMS, Josh	4	0	190	0	0	0	190	47.5
LARKIN, Michael	4	0	159	19	0	0	178	44.5
Total.....	4	378	1193	364	276	18	2229	557.2
Opponents.....	4	509	830	107	255	202	1903	475.8

TOTAL OFFENSE	G	Plays	Rush	Pass	Total	Avg/G
BETTS, Josh	4	158	82	1099	1181	295.2
CLEMENS, Luke	4	41	160	0	160	40.0
SMITH, Mike	4	39	101	0	101	25.2
KOKAL, Mike	2	18	0	94	94	47.0
MURPHY, Brandon	3	10	31	0	31	10.3
Total.....	4	276	378	1193	1571	392.8
Opponents.....	4	271	509	830	1339	334.8

DEFENSIVE LEADERS	GP	Solo	Tackles		TFL/Yds	Sacks	Pass Def	Fumbles	Blkd
			Asst	Total		No-Yds	Int-Yds	BrUp	QBH
							RCv-Yds	FF	Kick
							Saf		
32 NANCE, Terna	4	17	8	25
19 PUSATERI, Matt	4	15	8	23	2.0-2	.	2-18	2	.

The Automated ScoreBook
Miami Individual Season/Career Statistics (as of Sep 21, 2004)
All games

SEASON STATISTICS

CAREER STATISTICS

PUNT RETURNS	SEASON STATISTICS					CAREER STATISTICS				
	No.	Yds	Avg	TD	Long	No.	Yds	Avg	TD	Long
ROBINSON, Ryne	15	345	23.0	2	74	53	999	18.8	5	86
LARKIN, Michael	1	19	19.0	0	19	1	19	19.0	0	19
Total.....	16	364	22.8	2	74					
Opponents.....	11	107	9.7	0	31					

KICK RETURNS	SEASON STATISTICS					CAREER STATISTICS				
	No.	Yds	Avg	TD	Long	No.	Yds	Avg	TD	Long
ROBINSON, Ryne	7	129	18.4	0	29	7	129	18.4	0	29
KIRKPATRICK, K.	5	109	21.8	0	28	29	641	22.1	0	64
HUNTER, Darrell	2	26	13.0	0	17	16	251	15.7	0	38
MURPHY, Brandon	1	12	12.0	0	12	1	12	12.0	0	12
Total.....	15	276	18.4	0	29					
Opponents.....	16	255	15.9	0	24					

INTERCEPTIONS	SEASON STATISTICS					CAREER STATISTICS				
	No.	Yds	Avg	TD	Long	No.	Yds	Avg	TD	Long
PUSATERI, Matt	2	18	9.0	0	18	5	53	10.6	1	35
BURKE, Steve	1	0	0.0	0	0	1	0	0.0	0	0
Total.....	3	18	6.0	0	18					
Opponents.....	7	202	28.9	1	88					

FUMBLE RETURNS	SEASON STATISTICS					CAREER STATISTICS				
	No.	Yds	Avg	TD	Long	No.	Yds	Avg	TD	Long
RICH, Jarrod	1	14	14.0	0	14	1	14	14.0	0	14
JOHNSON, Marcus	1	12	12.0	0	12	1	12	12.0	0	12
NORDEN, Charles	0	-4	0.0	0	0	0	-4	0.0	0	0
Total.....	2	22	11.0	0	14					
Opponents.....	1	0	0.0	0	0					

ALL PURPOSE	SEASON STATISTICS								CAREER STATISTICS							
	G	Rush	Rec	PR	KOR	IR	Tot	Avg/G	G	Rush	Rec	PR	KOR	IR	Tot	Avg/G
ROBINSON, Ryne	4	-14	175	345	129	0	635	158.8	18	-2	643	999	129	25	1794	99.7
NANCE, Martin	4	0	331	0	0	0	331	82.8	28	0	2018	0	0	0	2018	72.1
CLEMENS, Luke	4	160	55	0	0	0	215	53.8	39	1628	509	0	30	0	2167	55.6
WILLIAMS, Josh	4	0	190	0	0	0	190	47.5	15	0	228	0	0	0	228	15.2
LARKIN, Michael	4	0	159	19	0	0	178	44.5	41	0	2099	19	-3	0	2115	51.6
SMITH, Mike	4	101	56	0	0	0	157	39.2	36	1138	232	0	87	0	1457	40.5
KIRKPATRICK, K.	4	0	21	0	109	0	130	32.5	40	23	643	0	641	0	1307	32.7
CORBIN, R.J.	4	0	114	0	0	0	114	28.5	18	-6	471	0	0	0	465	25.8
BETTS, Josh	4	82	0	0	0	0	82	20.5	19	117	0	0	0	0	117	6.2
TYLER, Dan	4	0	65	0	0	0	65	16.2	29	0	223	0	0	0	223	7.7
MURPHY, Brandon	3	31	0	0	12	0	43	14.3	3	31	0	0	12	0	43	14.3
HUNTER, Darrell	4	0	0	0	26	0	26	6.5	30	16	0	-1	251	95	361	12.0
O'BRYAN, P.	2	0	21	0	0	0	21	10.5	2	0	21	0	0	0	21	10.5
PUSATERI, Matt	4	0	0	0	0	18	18	4.5	42	0	0	0	0	53	53	1.3
CIBOROWSKI, A.	4	11	0	0	0	0	11	2.8	5	11	0	0	0	0	11	2.2
LANNAMAN, A.	3	8	0	0	0	0	8	2.7	3	8	0	0	0	0	8	2.7
BUSING, Ryan	4	0	6	0	0	0	6	1.5	18	0	392	0	0	0	392	21.8
VOGELE, Matt	4	0	4	0	0	0	4	1.0	6	0	4	0	0	0	4	0.7
TEAM	3	-1	0	0	0	0	-1	-0.3	45	-93	0	0	0	0	-93	-2.1
NORDEN, Charles	4	0	-2	0	0	0	-2	-0.5	4	0	-2	0	0	0	-2	-0.5
VOGEL, Tyler	4	0	-2	0	0	0	-2	-0.5	30	0	20	0	0	0	20	0.7
Total.....	4	378	1193	364	276	18	2229	557.2								
Opponents.....	4	509	830	107	255	202	1903	475.8								

FIELD GOALS	SEASON STATISTICS					CAREER STATISTICS				
	Att	Good	Long	Blkd	Pct.	Att	Good	Long	Blkd	Pct.
PARSEGHIAN, J.	3	1	36	0	33.3	36	27	42	0	75.0
SODERQUIST, T.	2	1	39	0	50.0	8	5	39	2	62.5
Total.....	5	2	39	0	40.0					
Opponents.....	4	2	33	0	50.0					

PUNTING	SEASON STATISTICS					CAREER STATISTICS				
	No.	Yds	Avg	Long	Blkd	No.	Yds	Avg	Long	Blkd
WAFZIG, Mike	16	677	42.3	52	0	147	5935	40.4	62	2
Total.....	16	677	42.3	52	0					
Opponents.....	25	1100	44.0	61	0					

