

MICHIGAN'S BOWL HISTORY



Michigan's Bowl Game History

Results (53 Games: 24 Wins, 29 Losses)

Date	Bowl	Rank*	Opponent	W/L	Score	Coach
Jan. 1, 1902	Rose		Stanford	W	49-0	Fielding Yost
Jan. 1, 1948	Rose	2 / 8	Southern California	W	49-0	Fritz Crisler
Jan. 1, 1951	Rose	9 / 5	California	W	14-6	Bennie Oosterbaan
Jan. 1, 1965	Rose	4 / 8	Oregon State	W	34-7	Bump Elliott
Jan. 1, 1970	Rose	7 / 5	Southern California	L	3-10	Bo Schembechler (1)
Jan. 1, 1972	Rose	4 / 16	Stanford	L	12-13	Bo Schembechler
Jan. 1, 1976	Orange	5 / 3	Oklahoma	L	6-14	Bo Schembechler
Jan. 1, 1977	Rose	2 / 3	Southern California	L	6-14	Bo Schembechler
Jan. 2, 1978	Rose	4 / 13	Washington	L	20-27	Bo Schembechler
Jan. 1, 1979	Rose	5 / 3	Southern California	L	10-17	Bo Schembechler
Dec. 28, 1979	Gator	14 / -	North Carolina	L	15-17	Bo Schembechler
Jan. 1, 1981	Rose	5 / 16	Washington	W	23-6	Bo Schembechler
Dec. 31, 1981	Bluebonnet	16 / 19	UCLA	W	33-14	Bo Schembechler
Jan. 1, 1983	Rose	19 / 5	UCLA	L	14-24	Bo Schembechler
Jan. 2, 1984	Sugar	8 / 3	Auburn	L	7-9	Bo Schembechler
Dec. 21, 1984	Holiday	- / 1	Brigham Young	L	17-24	Bo Schembechler
Jan. 1, 1986	Fiesta	5 / 8	Nebraska	W	27-23	Bo Schembechler
Jan. 1, 1987	Rose	4 / 7	Arizona State	L	15-22	Bo Schembechler
Jan. 2, 1988	Hall of Fame	- / -	Alabama	W	28-24	Bo Schembechler (2)
Jan. 2, 1989	Rose	11 / 5	Southern California	W	22-14	Bo Schembechler
Jan. 1, 1990	Rose	3 / 12	Southern California	L	10-17	Bo Schembechler
Jan. 1, 1991	Gator	12 / 15	Mississippi	W	35-3	Gary Moeller
Jan. 1, 1992	Rose	4 / 2	Washington	L	14-34	Gary Moeller
Jan. 1, 1993	Rose	7 / 9	Washington	W	38-31	Gary Moeller
Jan. 1, 1994	Hall of Fame	23 / -	North Carolina State	W	42-7	Gary Moeller
Dec. 30, 1994	Holiday	20 / 10	Colorado State	W	24-14	Gary Moeller
Dec. 28, 1995	Alamo	14 / 19	Texas A&M	L	20-22	Lloyd Carr
Jan. 1, 1997	Outback	15 / 16	Alabama	L	14-17	Lloyd Carr
Jan. 1, 1998	Rose	1 / 8	Washington State	W	21-16	Lloyd Carr
Jan. 1, 1999	Citrus	15 / 11	Arkansas	W	45-31	Lloyd Carr
Jan. 1, 2000	Orange	8 / 5	Alabama	W	35-34 OT	Lloyd Carr
Jan. 1, 2001	Citrus	17 / 20	Auburn	W	31-28	Lloyd Carr
Jan. 1, 2002	Citrus	17 / 8	Tennessee	L	17-45	Lloyd Carr
Jan. 1, 2003	Outback	12 / 22	Florida	W	38-30	Lloyd Carr
Jan. 1, 2004	Rose	4 / 1	Southern California	L	14-28	Lloyd Carr
Jan. 1, 2005	Rose	13 / 6	Texas	L	37-38	Lloyd Carr
Dec. 28, 2005	Alamo	20 / -	Nebraska	L	28-32	Lloyd Carr
Jan. 1, 2007	Rose	3 / 8	Southern California	L	18-32	Lloyd Carr
Jan. 1, 2008	Capital One	- / 9	Florida	W	41-35	Lloyd Carr
Jan. 1, 2011	Gator	- / 21	Mississippi State	L	14-52	Rich Rodriguez
Jan. 3, 2012	Sugar	13/17	Virginia Tech	W	23-20 OT	Brady Hoke
Jan. 1, 2013	Outback	19/11	South Carolina	L	28-33	Brady Hoke
Dec. 28, 2013	Buffalo Wild Wings	-/-	Kansas State	L	14-31	Brady Hoke
Jan. 1, 2016	Citrus	17/19	Florida	W	41-7	Jim Harbaugh
Dec. 30, 2016	Orange	6/10	Florida State	L	32-33	Jim Harbaugh
Jan. 1, 2018	Outback	-/-	South Carolina	L	19-26	Jim Harbaugh
Dec. 29, 2018	Peach	8/10	Florida	L	15-41	Jim Harbaugh
Jan. 1, 2020	Citrus	17/9	Alabama	L	16-35	Jim Harbaugh
Dec. 31, 2021	CFP/Orange	2/3	Georgia	L	11-34	Jim Harbaugh
Dec. 31, 2022	CFP/Fiesta	2/3	TCU (Texas Christian)	L	45-51	Jim Harbaugh
Jan. 1, 2024	CFP/Rose	1/4	Alabama	W	27-20 OT	Jim Harbaugh
Jan. 8, 2024	CFP/National Title	1/2	Washington	W	34-13	Jim Harbaugh
Dec. 31, 2024	ReliaQuest	-/11	Alabama	W	19-13	Sherrone Moore

* Ranking from Associated Press (U-M followed by opponent).

1 - The night before the 1970 Rose Bowl, Schembechler suffered a heart attack, which kept him in a hospital during the game. Defensive coordinator Jim Young assumed the coaching responsibilities for the game.

2 - Offensive coordinator Gary Moeller assumed coaching responsibilities as Schembechler remained in Ann Arbor after having quadruple heart bypass surgery in early December.

Appearances by Bowl Game

Bowl Appearances & Record				
Bowl	Games	W	L	Years
Alamo Bowl	2	0	2	1995, 2005
Bluebonnet Bowl	1	1	0	1981
Buffalo Wild Wings Bowl	1	0	1	2013
Citrus Bowl	6	4	2	1999, 2001, 2002, 2008, 2016, 2020
CFP National Championship	1	1	0	2024
Fiesta Bowl	2	1	1	1986, 2022
Gator Bowl	3	1	2	1979, 1991, 2010
Holiday Bowl	2	1	1	1984, 1994
Orange Bowl	4	1	3	1976, 2000, 2016, 2021
ReliaQuest/Outback/Hall of Fame Bowl	7	4	3	1988, 1994, 1997, 2003, 2013, 2018, 2024
Peach Bowl	1	0	1	2018
Rose Bowl	21	9	12	1902, 1948, 1951, 1965, 1970, 1972, 1977, 1978, 1979, 1981, 1983, 1987, 1989, 1990, 1992, 1993, 1998, 2004, 2005, 2007, 2024
Sugar Bowl	2	1	1	1984, 2012
Total	53	24	29	

Alamo Bowl				
Date	Opponent	W/L	Score	Rank
Dec. 28, 1995	Texas A&M	L	20-22	14/19
Dec. 28, 2005	Nebraska	L	28-32	20/-

Bluebonnet Bowl				
Date	Opponent	W/L	Score	Rank
Dec. 31, 1981	UCLA	W	33-14	16/19

Buffalo Wild Wings Bowl				
Date	Opponent	W/L	Score	Rank
Dec. 28, 2013	Kansas State	L	14-31	-/-

Citrus Bowl				
Date	Opponent	W/L	Score	Rank
Jan. 1, 1999	Arkansas	W	45-31	15/11
Jan. 1, 2001	Auburn	W	31-28	17/20
Jan. 1, 2002	Tennessee	L	17-45	17/8
Jan. 1, 2008	Florida	W	41-35	-/9
Jan. 1, 2016	Florida	W	41-7	17/19
Jan. 1, 2020	Alabama	L	16-35	17/9

CFP National Championship Game				
Date	Opponent	W/L	Score	Rank
Jan. 8, 2024	Washington	W	34-13	1/2

Fiesta Bowl				
Date	Opponent	W/L	Score	Rank
Jan. 1, 1986	Nebraska	W	27-23	5/8
Dec. 31, 2022	TCU	L	45-51	2/3

Gator Bowl				
Date	Opponent	W/L	Score	Rank
Dec. 28, 1979	N. Carolina	L	15-17	14/-
Jan. 1, 1991	Mississippi	W	35-3	12/15
Jan. 1, 2011	Mississippi St	L	14-52	-/21

Holiday Bowl				
Date	Opponent	W/L	Score	Rank
Dec. 30, 1984	BYU	L	17-24	-/1
Dec. 30, 1994	Colorado St	W	24-14	20/10

Orange Bowl				
Date	Opponent	W/L	Score	Rank
Jan. 1, 1976	Oklahoma	L	6-14	5/3
Jan. 1, 2000	Alabama	W	35-34*	8/5
Dec. 30, 2016	Florida State	L	32-33	6/10
Dec. 31, 2021	Georgia	L	11-34	2/3

*game decided in first overtime session.

ReliaQuest / Outback / Hall of Fame Bowl				
Date	Opponent	W/L	Score	Rank
Jan. 2, 1988	Alabama	W	28-24	-/-
Jan. 1, 1994	NC State	W	42-7	23/-
Jan. 1, 1997	Alabama	L	14-17	15/16
Jan. 1, 2003	Florida	W	38-30	12/22
Jan. 1, 2013	S. Carolina	L	28-33	19/11
Jan. 1, 2018	S. Carolina	L	19-26	-/-
Dec. 31, 2024	Alabama	W	19-13	-/11

Peach Bowl				
Date	Opponent	W/L	Score	Rank
Dec. 29, 2018	Florida	L	15-41	8/10

Rose Bowl				
Date	Opponent	W/L	Score	Rank
Jan. 1, 1902	Stanford	W	49-0	
Jan. 1, 1948	USC	W	49-0	2/8
Jan. 1, 1951	California	W	14-6	9/5
Jan. 1, 1965	Oregon St	W	34-7	4/8
Jan. 1, 1970	USC	L	3-10	7/5
Jan. 1, 1972	Stanford	L	12-13	4/16
Jan. 1, 1977	USC	L	6-14	2/3
Jan. 2, 1978	Washington	L	20-27	4/13
Jan. 1, 1979	USC	L	10-17	5/3
Jan. 1, 1981	Washington	W	23-6	5/16
Jan. 1, 1983	UCLA	L	14-24	19/5
Jan. 1, 1987	Arizona St	L	15-22	4/7
Jan. 2, 1989	USC	W	22-14	11/5
Jan. 1, 1990	USC	L	10-17	3/12
Jan. 1, 1992	Washington	L	14-34	4/2
Jan. 1, 1993	Washington	W	38-31	7/9
Jan. 1, 1998	Washington St	W	21-16	1/8
Jan. 1, 2004	USC	L	14-28	4/1
Jan. 1, 2005	Texas	L	37-38	13/6
Jan. 1, 2007	USC	L	18-32	3/8
Jan. 1, 204	Alabama	W	27-20	1/4

Sugar Bowl				
Date	Opponent	W/L	Score	Rank
Jan. 2, 1984	Auburn	L	7-9	8/3
Jan. 3, 2012	Virginia Tech	W	23-20*	13/17

*game decided in first overtime session.

Record vs. Bowl Opponents	
Alabama.....	4-2
Arizona State.....	0-1
Arkansas.....	1-0
Auburn.....	1-1
BYU.....	0-1
California.....	1-0
Colorado State.....	1-0
Florida.....	3-1
Florida State.....	0-1
Georgia.....	0-1
Kansas State.....	0-1
Mississippi.....	1-0
Mississippi State.....	0-1
Nebraska.....	1-1
North Carolina.....	0-1
North Carolina State.....	1-0
Oklahoma.....	0-1
Oregon State.....	1-0
South Carolina.....	0-2
Stanford.....	1-1
Tennessee.....	0-1
Texas.....	0-1
Texas A&M.....	0-1
TCU (Texas Christian).....	0-1
UCLA.....	1-1
USC.....	2-6
Virginia Tech.....	1-0
Washington.....	3-2
Washington State.....	1-0

Bowl Game Honors

Rose Bowl Hall of Fame

Name	Year*
Bump Elliott	1989
Neil Snow	1990
Bob Chappuis	1992
Butch Woolfolk	1998
Mel Anthony	2002
Chuck Ortmann	2008
Brian Griese	2012
Tyrone Wheatley	2015
Charles Woodson	2017
Ron Simpkins	2021

Coach

Name	Year*
Bo Schembechler	1993
Lloyd Carr	2013

*denotes year inducted

Mel Anthony, 2002 Rose Bowl Hall of Fame Inductee



Chris Perry, 2003 Outback Bowl Most Valuable Player

Individual Bowl Game MVPs/Player(s) of the Game

Bowl	Name	Award
1902 Rose Bowl	Neil Snow, FB	Player of the Game
1948 Rose Bowl	Bob Chappuis, HB	Player of the Game
1951 Rose Bowl	Don Dufek, FB	Player of the Game
1965 Rose Bowl	Mel Anthony, FB	Player of the Game
1979 Rose Bowl	Rick Leach, QB	Co-Player of the Game
1979 Gator Bowl	John Wangler, QB & Anthony Carter, WR	Michigan Co-Players of the Game
1981 Rose Bowl	Butch Woolfolk, TB	Player of the Game
1981 Bluebonnet Bowl	Butch Woolfolk, TB	Most Valuable Player
1986 Fiesta Bowl	Jamie Morris, TB	Offensive Player of the Game
1986 Fiesta Bowl	Mark Messner, DL	Defensive Player of the Game
1988 Hall of Fame Bowl	Jamie Morris, TB	Most Valuable Player
1989 Rose Bowl	Leroy Hoard, FB	Player of the Game
1991 Gator Bowl	Michigan's Offensive Line (Dean Dingman, Tom Dohring, Greg Skrepenak, Matt Elliott, Steve Everitt)	Most Outstanding Players
1993 Rose Bowl	Tyrone Wheatley, RB	Player of the Game
1994 Hall of Fame Bowl	Tyrone Wheatley, RB	Most Valuable Player
1994 Holiday Bowl	Todd Collins, QB	Most Valuable Player
1998 Rose Bowl	Brian Griese, QB	Most Valuable Player
1999 Citrus Bowl	Anthony Thomas, RB	Most Valuable Player, Offensive MVP
	Sam Sword, ILB	Michigan Defensive MVP
2000 Orange Bowl	David Terrell, WR	Most Valuable Player
2001 Citrus Bowl	Anthony Thomas, RB	Most Valuable Player, Offensive MVP
	Eric Wilson, DL	Michigan Defensive MVP
2002 Citrus Bowl	B.J. Askew, RB	Michigan Offensive MVP
	Larry Foote, ILB	Michigan Defensive MVP
2003 Outback Bowl	Chris Perry, RB	Most Valuable Player
2005 Rose Bowl	LaMarr Woodley, DE/OLB	Defensive Player of the Game
2005 Alamo Bowl	Leon Hall, CB	Defensive Most Valuable Player
	Steve Breaston, WR/KR/PR	Fred Jacoby Sportsmanship Award
2008 Capital One Bowl	Chad Henne, QB	Most Valuable Player
2012 Sugar Bowl	Junior Hemingway, WR	Most Valuable Player
2016 Citrus Bowl	Jake Rudock, QB	Most Valuable Player
2024 Rose Bowl	J.J. McCarthy, RB	Offensive Player of the Game
	Mason Graham, DT	Defensive Player of the Game
2024 National Championship Game	Blake Corum, RB	Offensive Player of the Game
	Will Johnson, CB	Defensive Player of the Game
2024 ReliaQuest Bowl	Jordan Marshall, RB	Most Valuable Player

Bowl Game Summaries

1902 Rose Bowl

vs. Stanford

Pasadena, California

January 1, 1902

Attendance: 8,000

Michigan 17 32 — 49

Stanford 0 0 — 0



A polo match as the sporting highlight of the Tournament of Roses Parade in Pasadena had been satisfactory, but something more dramatic was needed in 1902. "Why not a football game?" offered one member of the committee, and immediately Tournament President James Wagner started a series of correspondence with the "best team in the West"—Fielding H. Yost's Michigan team.

Michigan was invited to play on January 1, 1902, against Stanford, champion of the "Pacific Coast Universities." The Wolverines left Ann Arbor on Dec. 17 with temperatures below freezing and six inches of snow on the ground. Eight days later, Michigan arrived in Los Angeles and was greeted by 80-plus degrees and newspaper reports listing several reasons why Stanford should win.

New Year's morning found the

Michigan team outfitted in new uniforms with colorful Michigan banners, riding a large carriage in the Rose Parade. Thousands jammed the parade route, and following the parade Pasadena experienced its largest traffic snarl ever as fans headed for the football grounds.

The city was a riot of color—mostly blue and gold, for by a strange coincidence, blue and gold were adopted as the year's official colors of the Tournament. The color combination so closely resembled Michigan's colors that some of the Stanford faithful, a bit miffed by what they thought was a show of support for their opponents, began to tear down the banners and streamers.

The crowd of 8,000 stormed Tournament Park, and the first 2,500 who arrived ran for the highest priced reserved seats. The rest, even

THE LINEUPS

Michigan		Stanford
ReddenLE.....	Preston
White (C)LT.....	Traeger
McGuginLG.....	Roosevelt
GregoryC.....	Lee
WilsonRG.....	Thompson
ShortsRT.....	McFadden
SweeleyRE.....	Cooper
WeeksQ.....	Tarpey
HestonLH.....	Slaker
HerrnsteinRH.....	Fisher (C)
SnowF.....	McGilvray

SCORING

	First Half
M	Snow, 6-yard run (Shorts kick)
M	Sweeley, 20-yard field goal
M	Redden, 25-yard punt return (Shorts kick)
	Second Half
M	Snow, 2-yard run (kick failed)
M	Redden, 25-yard fumble return (Shorts kick)
M	Snow, 8-yard run (kick failed)
M	Snow, 17-yard run (kick failed)
M	Snow, 4-yard run (Shorts kick)
M	Herrnstein, 21-yard run (kick failed)

Team Stats	UM	SU
First Downs	27	5
Net Yards Rushing	527	67
Rushing Attempts	90	24
Punts/Avg	21/38.9	16/34.9
Fumbles	1	9

Leading Rushers: Heston (M) 18-170; Snow (M) 107 yards; Herrnstein (M) 97 yards.

Leading Punters: Sweeley (M) 21-819; Fisher (S) 5-160; McFadden (S) 4-119.

Substitutions: Michigan—none. Stanford—Sefton, end; Hannemen, tackle; Van Sickle, guard; Allen, backfield

those holding tickets to the reserved section, were forced to stand on the dusty sidelines throughout the contest.

The game opened with a blistering sun moving the temperatures into the mid-80's. The teams lined up at 2:57 p.m., and with Michigan defending the south goal, the Wolverines' Everett Sweeley kicked off to open the first bowl game.

Stanford appeared every bit as capable as the papers reported, turning back the powerful Michigan offense, time and again, early in the contest. In fact, the game's first score did not come until 23 minutes into the first half. After a series of short gains moved the ball to the Stanford 30, halfback Willie Heston broke loose on a naked bootleg and picked up 21 yards on the first "big" play in Rose Bowl history. Three plays later, fullback Neil Snow bulled through the tiring Stanford line from the six. Bruce Shorts added the PAT to give Michigan a 6-0 lead.

Soon after Sweeley booted a 20-yard field goal, Michigan's Chris Redden returned a weak Stanford punt 25 yards for a TD, giving the Wolverines a 17-0 halftime lead.

Under the sheer power of the Michigan 11, Stanford's valiant defense began to crumble in the second half. The Wolverines proved relentless, scoring on nearly every possession.

With eight minutes remaining in the game, Stanford captain Ralph

Fisher approached the Wolverine bench and offered to concede; Michigan consented.

The 49-0 victory capped one of the most unbelievable seasons in college football history, Michigan had outscored its opponents, 550-0, winning 11 straight games. Willie Heston, too, made believers out of his West Coast critics. He gained 170 yards on 18 carries as the Wolverines recorded 527 yards on the ground.

The tournament association, though realizing a profit of \$3,161.86, thought the wide difference in the score would make an annual game unappealing to spectators. The following year they replaced the football game with a chariot race, and it would be 14 years before the Rose Bowl would again feature a post-parade football game.



The First Rose Bowl Champions

Top row: Left to right—Crafts (Mgr.), Dan McGugin, George Gregory, Fielding H. Yost (Coach), Herb Graver, Athletic Director Charles Baird, trainer Keene Fitzpatrick. **Middle row:** Ebin Wilson, Neil Snow, Hugh White, Bruce Shorts, Willie Heston. **Front row:** Everett Sweeley, Boss Weeks, Curtis Redden, Arthur Reddner, Al Herrnstein.

1948 Rose Bowl

vs. Southern California

Pasadena, California

January 1, 1948

Attendance: 87,516

Michigan	7	14	7	21-49
USC	0	0	0	0-0

Led by All-Americans Bob Chappuis and Bump Elliott, Michigan led the nation in total offense (412.7 yards/game) and passing average (173.9 yards/game). Chappuis, runner-up in the Heisman Trophy balloting, was the Big Ten leader in total offense for the second straight year. Elliott, the team's only two-way player, was named Most Valuable Player for Michigan and the Big Ten after leading the league in scoring.

When the Wolverines arrived in Pasadena, they were 15-point favorites and Crisler felt it was necessary to call a team meeting to stifle overconfidence. Ten minutes into the game, on Michigan's second possession, Jack Weisenburger spun across the line from the one to cap an 11-play, 64-yard drive and initiate the day's scoring. In the second quarter, Weisenburger gained another one-yard touchdown, and Chappuis jump-passed to Elliott from the 11-yard line to give the Maize and Blue a 21-0 halftime lead.

In the second half, Weisenburger collected his third touchdown of the game and the Wolverines recorded



three TD passes from three different passers, including tosses of 18 yards from Chappuis, 45 yards from Hank Fonde, and 29 yards from Howard Yerges as Michigan rolled to a 49-0 victory. The score stood as USC's largest margin of defeat until 1966. In the game, Michigan shattered nine Rose Bowl records and accumulated 491 yards to the Trojans' 133. Jim Brieske's record of seven PATs remains unbroken.

In a special Associated Press poll following the game, Michigan replaced Notre Dame as the 1947 National Champion by a 226-119 margin.

SCORING

First Quarter		Team Stats	UM	USC
M	Weisenburger, 1-yard run (Brieske kick)	First Downs	21	10
Second Quarter		Net Yards Rushing	268	91
M	Weisenburger, 1-yard run (Brieske kick)	Net Yards Passing	223	42
Third Quarter		Total Plays	72	55
M	Bump Elliott, 11-yard pass from Chappuis (Brieske kick)	Total Yards	491	133
Fourth Quarter		PA/PC/Int	27/17/1	11/6/1
M	Yerges, 18-yard pass from Chappuis (Brieske kick)	Punts/Avg.	4/38.3	8/43.8
		Return Yards	60	16
		Fumbles/Lost	2/1	4/2
		Penalties/Yards	4/40	1/10
M	Weisenburger, 1-yard run (Brieske kick)			
M	Derricotte, 45-yard pass from Fonde (Brieske kick)			
M	Rifenburg, 29-yard pass from Yerges (Brieske kick)			

Rushing — (M): Chappuis 13-91; Weisenburger 20-91; Ford 2-21; Derricotte 3-8; Peterson 1-4; Elliott 7-53; Yerges 1-0; (SC): Garlin 5-25; Betz 4-16.

Passing — (M): Chappuis 14-24-188; Fonde 1-1-45; Yerges 1-1-29; Derricotte 1-1-10; (SC): Powers 4-5-22; Robertson 1-1-22.

Receiving — (M): Rifenburg 4-62; Mann 4-55; Yerges 4-29; C. Elliott 2-26; Derricotte 1-45; Hilken 2-6.

1951 Rose Bowl


vs. California

Pasadena, California

January 1, 1951

Attendance: 98,939

Michigan	0	0	0	14-14
California	0	6	0	0-6



In 1950, the Wolverines struggled through the regular season, but won the final game at Ohio State to earn the right to travel to Pasadena. Michigan's 5-3-1 squad was slated to face the California Golden Bears, a 9-0-1 club rated fourth in the nation and making its third consecutive Rose Bowl appearance. The Bears were favored to win, and many of the 98,393 fans who filled the stadium had hopes of watching the Pacific Conference end its four-game losing streak.

On the second play of the game, California's Pete Schabarum ran around the left end 73 yards into the end zone, only to see it nullified on an illegal motion penalty. Cal pounded on the Michigan defense until early in the second quarter when QB Jim Marinos threw a 39-yard scoring strike to Bob Cummings. Les Richter missed the extra point, and California led 6-0. Late in the half, the Bears had moved to the Michigan 11-yard line and appeared ready to bring one more score into the locker-room, but the Wolverines had other plans, stopping Schabarum three yards short of the goal on fourth down.

At halftime, California held a 192-65 advantage in offensive yardage and a 10-2 edge in first downs, but

the Wolverines instigated a new defensive formation during the intermission. Head coach Bennie Oosterbaan told his troops that "victory is still ours," renewing the team's faith in Michigan tradition and spirit, and the Wolverines returned to the field primed for victory.

Michigan was held scoreless until the fourth quarter when team MVP Don Dufek ran four identical plays starting from the four-yard line, finally scoring on fourth-and-one. The Wolverines extended their lead later in the quarter as Dufek again scored, this time from seven yards out. Michigan completely reversed Cal's first half domination by outdistancing the Bears 15-2 in first downs and 226-52 in total yardage during the half as the Wolverines won their third Rose Bowl in as many tries, 14-6.

SCORING

Second Quarter		Team Stats	UM	UC
C	Cummings, 39-yard pass from Marinos (Richter kick failed)	First Downs	17	12
Fourth Quarter		Net Yards Rushing	145	175
M	Dufek, 1-yard run (Allis kick)	Net Yards Passing	146	69
M	Dufek, 7-yard run (Allis kick)	Total Plays	60	59
		Total Yards	291	244
		PA/PC/Int	21/15/2	8/4/0
		Punts/Avg.	2/32.5	4/35.7
		Return Yards	21	17
		Fumbles/Lost	2/2	2/2
		Penalties/Yards	2/20	6/50

Rushing — (M): Dufek 23-113; Koceski 7-19; Ortmann 5-6; Putich 3-4; Bradford 1-2. (C): Olszewski 16-58; Schabarum 15-57; Monachino 12-47; Marinos 3-(-6); Robison 2-10; Pappa 2-13; Ogden 1-(-4).

Passing — (M): Ortmann 15-19-146; Putich 0-1-0; Dufek 0-1-0. (C): Marinos 4-7-69; Schabarum 0-1-0.

Receiving — (M): Dufek 5-61; Perry 3-29; Koceski 3-18; Pickard 2-24; Allis 1-11; Putich 1-3.

1965 Rose Bowl

vs. Oregon State

Pasadena, California

January 1, 1965

Attendance: 100,243

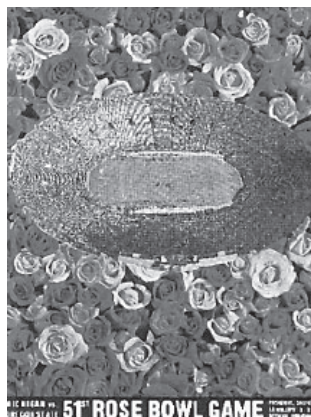
Michigan 0 12 15 7-34

OSU 0 7 0 0-7

After finishing no higher than fifth in the Big Ten during the previous seven years, all the pieces finally fell into place for the 1964 Wolverines. Air Force and Navy were forced to the air in the first two games, throwing a combined total of 75 passes. Michigan then ran off six victories in seven Big Ten games, dropping a one-point contest to Purdue, and shutting out Northwestern and Ohio State. The Wolverines' 8-1 record earned them the conference championship, and the team headed to Pasadena, breaking a drought of 14 years.

After USC upset top-ranked Notre Dame in the regular-season finale, it appeared that the Trojans would be Michigan's New Year's Day opponent. However, the Pac Eight Conference instead ruled in favor of the Oregon State Beavers, who had tied Southern Cal for the conference lead. The fourth-ranked Wolverines were installed as 11-point favorites over the eighth-ranked Beavers as Oregon State brought an 8-2 mark into the game.

After a scoreless first quarter, the Beavers broke open the scoring with a five-yard pass from Paul Brothers to Doug McDougal early in the second period. Steve Clark



kicked the extra point for Oregon State's 7-0 start on its upset bid. Three possessions later, Wolverine tailback Mel Anthony broke free virtually untouched for 84 yards and the score. On the Wolverines' next possession, Carl Ward rambled 43 yards around the right end to put Michigan in the lead for good. Bob Timberlake's pass to Ben Farabee was broken up in the end zone, but the Wolverines still held a 12-7 advantage going into the locker room.

Anthony paced the third quarter attack after recovering a blocked Beaver punt, and extending the Wolverine lead with one- and seven-yard scores. Timberlake added a 24-yard TD run down the sideline in the fourth quarter to close the scoring and give Michigan a 34-7 triumph.

Anthony earned Player of the Game kudos for his efforts, and the Wolverines raised their postseason record to four victories against no losses.

SCORING

	Second Quarter	Team Stats	UM	OSU
OSU	McDougal, 5-yard pass from Brothers (Clark kick)	First Downs	18	14
M	Anthony, 84-yard run (kick failed)	Net Yards Rushing	332	64
M	Ward, 43-yard run (pass failed)	Net Yards Passing	83	179
	Third Quarter	Total Plays	62	64
M	Anthony, 1-yard run (Timberlake run)	Total Yards	415	243
M	Anthony, 7-yard run (Timberlake kick)	PA/PC/Int	11/8/0	33/19/0
	Fourth Quarter	Punts/Avg.	5/33.6	9/43.5
M	Timberlake, 24-yard run (Timberlake kick)	Return Yards	133	89
		Fumbles/Lost	2/1	1/1
		Penalties/Yards	6/55	5/57

Rushing — (M): Anthony 13-123; Ward 10-88; Timberlake 12-57; Fisher 5-30; Detwiler 5-16; Sygar 1-8; Lee 1-5; Wells 1-3; Gabler 1-1; Volk 1-1; Dehlin 1-0. (OSU): Shaw 4-28; Watkins 8-24; Washington 3-15; Queen 4-0; Brothers 12-(-3).

Passing — (M): Timberlake 7-10-77; Evashevski 1-1-6; (OSU): Brothers 9-17-89; Queen 10-16-90

Receiving — (M): Henderson 4-34; Defuller 1-30; Farabee 1-8; Kirby 1-6; Anthony 1-5 (OSU): Moreland 4-29; Watkins 3-43; Grim 3-42; Miller 3-21; Frketch 2-23; Shaw 1-9; McDougal 1-5; Sullivan 1-5; Crowston 1-2.

1970 Rose Bowl

vs. Southern California

Pasadena, California

January 1, 1970

Attendance: 103,878

Michigan 0 3 0 0-3

USC 3 0 7 0-10

In Bo Schembechler's debut at Michigan Stadium, the Wolverines outrushed Vanderbilt 367-55 en route to a 42-14 triumph, beginning a new era in Michigan football. Heading into the season's final game, the 7-2 Wolverines were slated to meet the top-ranked and undefeated Ohio State Buckeyes. Michigan responded by pounding out 266 yards on the ground and 108 through the air, while intercepting six Buckeye passes before the largest crowd ever to see a college football game up to that date. It also snapped OSU's 22-game winning streak, and earned U-M the Big Ten's Rose Bowl berth.

Facing the Wolverines in Pasadena was the University of Southern California. The Trojans compiled a 9-0-1 record and were ranked fourth in the polls. USC, coached by John McKay, was led by Pac Eight rushing leader Clarence Davis. The 1970 game marked the fourth consecutive Rose Bowl appearance for the Trojans.

Fate was not with the Wolverines from the beginning of their California trip. While running in practice out on the coast, Glenn Doughty, Michigan's second-leading rusher, injured his knee and was forced to undergo surgery. Then, the night before the game,



Schembechler suffered a heart attack which kept him off the sideline and in the hospital during the contest. Defensive coordinator Jim Young assumed the coaching responsibilities for the game, but the players were unable to shake off their discouragement by kickoff time.

Southern Cal opened the scoring in the first quarter with a 25-yard field goal by Ron Ayala. Michigan added a field goal of its own two possessions later as Tim Killian nailed one from 20 yards out, giving the teams a 3-3 deadlock at halftime.

On third down with six yards to go late in the third quarter, Trojan quarterback Jimmy Jones hit Bob Chandler 13 yards downfield. Chandler broke several Wolverine tackles, scampered another 20 yards, and gave USC its margin of victory. Michigan saw fourth quarter drives stall at the Trojan 13, nine, and finally the 38 as time ran out, and returned to Ann Arbor with its first post-season defeat ever.

SCORING

	First Quarter	Team Stats	UM	USC
USC	Ayala, 25-yard field goal	First Downs	20	16
	Second Quarter	Net Yards Rushing	162	195
M	Killian, 20-yard field goal	Net Yards Passing	127	128
	Third Quarter	Total Plays	85	70
USC	Chandler, 33-yard pass from Jones (Ayala kick)	Total Yards	289	323
		PA/PC/Int	32/14/1	17/10/0
		Punts/Avg.	6/36.2	5/40.6
		Return Yards	56	75
		Fumbles/Lost	1/0	2/0
		Penalties/Yards	2/20	6/38

Rushing — (M): Moorhead 18-60; Taylor 18-56; Scheffler 9-29; Craw 6-15; (USC): Davis 15-76; Berry 23-65; Evans 6-28; Jones 7-17.

Passing — (M): Moorhead 14-32-127; (USC): Jones 10-17-128.

Receiving — (M): Mandich 8-79; Oldham 2-19; Harris 1-12; Hankwitz 1-7; B. Taylor 1-6; Craw 1-4; (USC): Chandler 3-78; Debrah 3-27; Evans 3-15; Davis 1-8.

1972 Rose Bowl

vs. Stanford

Pasadena, California

January 1, 1972

Attendance: 103,154

Michigan 0 3 0 9-12

Stanford 0 0 3 10-13

By 1971, Bo had the foundation in place for a Big Ten dynasty. After stopping the Buckeyes, 10-7, in the regular season finale Michigan completed its first undefeated and untied season since 1948 and prepared to meet Stanford in Pasadena.

Stanford entered the contest with an impressive 8-3 record despite the loss of Heisman Trophy winner Jim Plunkett to graduation the previous spring. John Ralston's Indians thrived on the talents of quarterback Don Bunce and running back Jackie Brown.

Dana Coin made a 30-yard field goal in the second quarter to produce the only points scored by either team in the first half. When the gun sounded after 30 minutes, Michigan held a 3-0 edge as they left the soggy Rose Bowl turf for the locker room.

Stanford egressed from the locker room to start the third period and held the Wolverines inches short of the game's first touchdown with a dramatic goal line stand. The Indians gained control of the ball and marched down the field where soccer-style kicker Rod Garcia added a field goal of his own, this one from 42 yards away. Early in the fourth quarter, Michigan full-back Fritz Seyferth plunged across from the one-yard line, and the Wolverines regained the lead, 10-3.



Facing fourth down on its own 33-yard line, Stanford used a fake punt to spring Brown for a 31-yard gain. Several plays later, Brown again broke free, this time for 24 yards and the score that tied the contest at 10 apiece. Minutes later, when Coin's 42-yard field goal attempt fell short, Indian Jim Ferguson caught and intended to return the ball, but Ed Shuttlesworth dropped him in the end zone to give Michigan two points on the safety and a 12-10 advantage. Following a Michigan punt, the Indians took over on their 22-yard line, and Bunce proceeded to complete five of his next six passes to move his squad down the field. With 16 seconds remaining in the game, Ralston sent Garcia in for one final play. The kick sailed 31 yards straight over the crossbar, and Stanford claimed a narrow victory, 13-12, on the 70th anniversary of their stunning loss to U-M in the first Rose Bowl game.

SCORING

	Second Quarter	Team Stats	UM	SU
M	Coin, 30-yard field goal	First Downs	16	22
	Third Quarter	Net Yards Rushing	264	93
S	Garcia, 42-yard field goal	Net Yards Passing	26	290
	Fourth Quarter	Total Plays	85	67
M	Seyferth, 1-yard run (Coin kick)	Total Yards	290	383
S	Brown, 24-yard run (Garcia kick)	PA/PC/Int	11/3/1	44/24/0
M	Safety-Ferguson tackled in end zone by Shuttlesworth	Punts/Avg.	7/38.9	4/41.5
S	Garcia, 31-yard field goal	Return Yards	122	65
		Fumbles/Lost	2/1	4/4
		Penalties/Yards	2/23	3/14

Rushing— (M): W. Taylor 32-82; Shuttlesworth 13-62; Slade 13-41; Doughty 11-56; (S): Brown 6-60; Winesberry 4-15; Sanderson 5-16.

Passing— (M): Slade 3-10-26; Cipa 0-1-0; (S): Bunce 24-44-290

Receiving— (M): Doughty 2-13; Seymour 1-13; (S): Winesberry 8-112; Scott 5-55; Brown 5-30; Moore 3-52; Sanderson 3-45

1976 Orange Bowl

vs. Oklahoma


Miami, Florida

January 1, 1976

Attendance: 80,307

Michigan 0 0 0 6-6

Oklahoma 0 7 0 7-14



Under pressure from the conference coaches, led by Michigan's Bo Schembechler, the Big Ten finally lifted its long-standing policy of limiting post-season games to only the Rose Bowl. As a consequence, once the Wolverines lost their only regular-season game to top-ranked Ohio State, Michigan accepted an invitation to meet the Oklahoma Sooners in Miami's Orange Bowl.

The fourth-ranked Wolverines left for Miami armed with Gordie Bell, who led the nation's second-leading rushing team with 121.4 yards per game, and under the guidance of freshman field general Rick Leach. Oklahoma came in as defending Associated Press National Champions despite making its first postseason appearance since 1972, due to two years of NCAA and Big Eight probation. The Sooners' 10-1 record placed them second in both wire service polls, and they marked Michigan's first experience against a wishbone offense since meeting UCLA three years earlier.

The first quarter was a defensive battle, with the Wolverines putting together the only substantial drive, starting at the Michigan five-yard line and stalling at the Oklahoma 38. Following Bob Wood's attempted 51-yard field goal, the Sooners opened the scoring with successive passes of 40 yards from Steve

Davis to Tinker Owens and a 39-yard reverse by Billy Brooks for the score.

The Wolverines drove as far as the Oklahoma nine-yard line in the third quarter, before being thwarted by a pass interception in the end zone. On the first play of the fourth quarter, Davis ran 10 yards around the left end to increase the Sooner lead to 14-0. Michigan finally got on the scoreboard following an Oklahoma fumble on its own two. Bell carried it over on the next play, but Leach's two-point conversion attempt was stopped. The Wolverines were only able to make it as far as midfield for the duration of the game, and the Sooners went on to a 14-6 victory.

Oklahoma was led by the defensive efforts of Leroy and Dewey Selmon (10 and 13 tackles, respectively) and, following Ohio State's 23-10 loss in the Rose Bowl to UCLA, was named national champion in both polls. Leroy Selmon went on to become the first draft choice in the NFL college draft later that spring.

SCORING

	Second Quarter	Team Stats	UM	OU
O	Brooks, 39-yard run (DiRienzo kick)	First Downs	12	16
	Fourth Quarter	Net Yards Rushing	169	282
O	Davis, 9-yard run (DiRienzo kick)	Net Yards Passing	33	63
M	Bell, 2-yard run (Leach run failed)	Total Plays	72	70
		Total Yards	202	345
		PA/PC/Int	20/2/3	5/3/0
		Punts/Avg.	10/38.6	9/34.9
		Return Yards	52	16
		Fumbles/Lost	1/0	4/3
		Penalties/Yards	5/24	9/90

Rushing— (M): Leach 13-62; G. Bell 18-53; Lytle 10-32; J. Smith 5-18; Elzinga 6-4; (O): Washington 17-73; Culbreath 11-63; Davis 19-55; Brooks 1-39; Littrell 11-28; Peacock 6-24

Passing— (M): Leach 2-15-33; Elzinga 0-4-0; G. Bell 0-1-0; (O): Davis 3-5-63

Receiving— (M): G. Bell 1-17; K. Johnson 1-16; (O): T. Owens 3-63

1977 Rose Bowl

vs. Southern California

Pasadena, California

January 1, 1977


Attendance: 106,182

Michigan	0	6	0	0-6
USC	0	7	0	7-14

By defeating Ohio State, 22-0, in the regular season finale, Michigan posted its largest margin of victory in the series in 30 years and handed the Buckeyes their first shutout in 112 games, a streak that began in 1964. The Wolverines tied OSU for first-place in the Big Ten with a 10-1 record, and earned their first Rose Bowl berth since 1971. At season's end, Michigan led the nation in total offense (448.1 yards per game), scoring offense (38.7 points) and scoring defense (7.2 points).

In Pasadena, the third-ranked Wolverines were slated to face No. 2 Southern California, a team with equally impressive credentials. The Trojans were stocked with players such as quarterback Vince Evans, running backs Ricky Bell and Charles White, linebacker Clay Matthews, and were coached by John Robinson. USC promised to provide Michigan with quite a challenge on New Year's Day.

It took until midway through the second quarter for either team to put points on the scoreboard. The Wolverines scored first when Rob Lytle smashed over the goal line from one yard out. Bob Wood's extra point attempt was blocked, and Southern Cal used the momentum to march 80 yards on the following drive, tying the score with Evans rolling in on a fourth-and-one



play with 1:28 left in the quarter. The conversion was good, and USC held a 7-6 advantage at the half.

The game returned to the defenses in the second half. The Wolverines tallied just four first downs, and the Trojans used a relentless ground game to grind their way deep into Michigan territory in the fourth quarter. White scored on a seven-yard run with three minutes to go, but the Wolverines made it close by charging back to the USC 17 before running out on downs in the closing seconds.

Bell, the top pick in the 1977 NFL draft, left the game early in the first quarter with a head injury and was replaced by the freshman White, who went on to win the Heisman Trophy three seasons later. The game also marked Lytle's last in a Wolverine uniform as he led all Michigan rushers with 67 yards to up his then school record to 3,317 yards. USC finished No. 2 in the final football polls behind the Pittsburgh Panthers. The Wolverines finished No. 3 in the rankings, their highest finish under Bo Schembechler to date.

SCORING

Second Quarter		Team Stats	UM	USC
M	Lytle, 1-yard run (B. Wood kick blocked)	First Downs	12	19
USC	Evans, 1-yard run (Walker kick)	Net Yards Rushing	155	200
		Net Yards Passing	76	181
Fourth Quarter		Total Plays	57	75
USC	White, 7-yard run (Walker kick)	Total Yards	231	381
		PA/PC/Int	12/4/0	20/14/1
		Punts/Avg.	5/45.0	3/29.7
		Return Yards	64	17
		Fumbles/Lost	4/2	2/1
		Penalties/Yards	2/20	6/55

Rushing — (M): Lytle 18-67; R. Davis 10-39; Leach 13-34; Huckleby 3-10; J. Smith 1-5; (USC): White 32-114; Tatupu 7-60; Evans 8-23; Bell 4-16; Farmer 3-7.

Passing — (M): Leach 4-12-76; (USC): Evans 14-20-181

Receiving — (M): J. Smith 2-52; G. Johnson 2-24; (USC): Diggs 8-98; M. Robinson 2-42; Tatupu 2-7; Simmrin 1-27; Gay 1-7.

1978 Rose Bowl


vs. Washington

Pasadena, California

January 2, 1978

Attendance: 105,312

Michigan	0	0	7	13-20
Washington	7	10	10	0-27



With a defense featuring Curtis Greer and Chris Godfrey on the line, Mel Owens at outside linebacker, and Dwight Hicks and Mike Harden in the backfield, the Wolverines held all but three of their opponents under 10 points during the 1977 season. Michigan had won 10 of 11 games and outscored its opposition by a three-to-one margin heading into the Rose Bowl to face the University of Washington Huskies.

Michigan failed to get out of the gate quickly enough and even a 20-point second half could not rescue the Wolverines. A first half low center snap resulted in a 13-yard loss on a fourth down punt and gave Washington field position early. Ten plays later, quarterback Warren Moon scored from two yards out. A field goal and Moon's second TD put the Huskies up 17-0 at halftime.

Moon's 28-yard scoring pass to Spider Gaines after Washington had stopped Michigan on the Husky three-yard line appeared to put the game away in the third

quarter, but Wolverine quarterback Rick Leach launched one of the finest aerial assaults in the history of this classic contest. First, he fired a Rose Bowl record TD pass of 76 yards to Curt Stephenson. Washington countered with an 18-yard field goal, but Leach completed four straight passes, and Russell Davis scored from the two. Later in the fourth quarter, Leach fired first down passes of 11 and 12 yards to Ralph Clayton, then connected with Stanley Edwards, filling in for the injured Harlan Huckleby, for 32 yards and a TD.

Leach led another dramatic drive to the Washington eight-yard line, but a diving interception by linebacker Michael Jackson stopped Michigan and preserved the 27-20 Washington win.

SCORING

First Quarter		Team Stats	UM	UW
W	Moon, 2-yard run (Robbins kick)	First Downs	22	17
Second Quarter		Net Yards Rushing	149	164
W	Robbins, 30-yard field goal	Net Yards Passing	239	234
W	Moon, 1-yard run (Robbins kick)	Total Plays	75	72
Third Quarter		Total Yards	388	398
W	Gaines, 28-yard pass from Moon (Robbins kick)	PA/PC/Int	27/14/2	24/13/2
M	Stephenson, 76 yard pass from Leach (Willner kick)	Punts/Avg.	4/42.5	5/39.0
W	Robbins, 18-yard field goal	Return Yards	124	92
Fourth Quarter		Fumbles/Lost	2/1	0/0
M	R. Davis, 2-yard run (Willner kick)	Penalties/Yards	3/11	6/47
M	Edwards, 32-yard pass from Leach (kick failed)			

Rushing — (M): R. Davis 18-79; Edwards 15-74; Clayton 2-12; Leach 9-5; Anderson 1-(-13); R. Smith 3-(-8); (W): Steele 13-77; Gipson 15-48; Rowland 8-32.

Passing — (M): Leach 14-27-239; (W): Moon 12-23-188; Wilson 1-1-46

Receiving — (M): Clayton 5-84; R. Davis 3-26; Edwards 2-41; R. White 2-8; R. Smith 1-4; Stephenson 1-76; (W): Gaines 4-122; Greenwood 3-28; Gipson 2-24; Stevens 1-46; Steele 1-8; Rowland 1-3; K. Richardson 1-3.

1979 Rose Bowl

vs. Southern California

Pasadena, California

January 1, 1979

Attendance: 105,629


Michigan 0 3 7 0-10

USC 7 10 0 0-17

After shutting out the Fighting Illini of Illinois in the season opener, the Wolverines won nine of their next 10 games, including their third straight victory over Ohio State, and qualified for their third Rose Bowl in as many years.

Michigan played one of its finest defensive games in years, but a combination of circumstances and a relentless Southern California ground attack lifted the Trojans to a 17-10 victory in the 65th annual Rose Bowl Classic in Pasadena. An intercepted pass returned to the Wolverine 16-yard line set up USC's first touchdown of the game, a Paul McDonald to Hoby Brenner pass covering nine yards.

Michigan later drove to the Trojan 21-yard line, but a dropped pass stalled the Wolverines' progress, and allowed Gregg Willner to put the first "Big Blue" points on the board with a 36-yard field goal in the second quarter. USC extended its lead moments later on one of the more controversial calls in Rose Bowl history. On second down at the Michigan three-yard line, Trojan tailback Charles White dove through the heart of the offensive line in an attempt to score. During the ensuing contact, White lost the ball and Wolverine linebacker Jerry Meter came up with an apparent



fumble recovery on the one-yard line. However, the line judge determined that White had crossed the goal line before losing control of the ball and signalled for the touch-down that put USC up by 11. Late in the half, the Trojans intercepted a Rick Leach pass and set up a Frank Jordan field goal from 35 yards away to increase their lead to 17-3 at halftime.

It didn't take long after leaving the locker room for the Wolverines to narrow the score. Midway through the third period, Leach tossed a 44-yard scoring strike to tailback Roosevelt Smith to close within seven points. Michigan held the strong USC offense scoreless for the remainder of the game, but was unable to put more points on the board as the score stayed unchanged for the duration. Playing in his third straight Rose Bowl, Leach set career records for total plays (94), total yards running and passing (523), and most yards passing (452) in the New Year's game. Leach shared Most Valuable Player honors with USC's White.

SCORING

First Quarter		Team Stats	UM	USC
USC	Brenner, 9-yard pass from McDonald (Jordan kick)	First Downs	12	14
		Net Yards Rushing	99	134
		Net Yards Passing	137	23
Second Quarter		Total Plays	62	63
M	Willner, 36-yard field goal	Total Yards	236	157
USC	White, 3-yard run (Jordan kick)	PA/PC/Int	22/10/2	9/4/0
USC	Jordan, 35-yard field goal	Punts/Avg.	8/29.5	9/38.6
Third Quarter		Return Yards	51	80
M	R. Smith, 44-yard pass from Leach (Willner kick)	Fumbles/Lost	2/0	2/1
		Penalties/Yards	4/30	2/21

Rushing — (M): Huckleby 9-28; Davis 8-28; Leach 12-22; R. Smith 10-22; Woolfolk 1-(-1); (USC): C. White 32-99; Cain 14-90; McDonald 8-(-55).

Passing — (M): Leach 10-21-137; Jackson 0-1-0; (USC): McDonald 4-9-23.

Receiving — (M): R. Smith 4-58; Clayton 2-40; G. Johnson 2-23; Huckleby 1-7; (USC): C. White 2-2; Garcia 1-12; Brenner 1-9.

1979 Gator Bowl

vs. North Carolina


Jacksonville, Florida

December 28, 1979

Attendance: 70,407

Michigan 0 9 0 6-15

UNC 0 7 7 3-17



"Bo Schembechler is looking up into football's valhalla and saying, 'Thank you, Fielding Yost, thank you, Fielding Yost for that one.' . . . They aren't even going to try the extra point. Who cares! Who gives a damn! I've never been so happy in all my cotton-pickin' 59 years." So said the Wolverines' all-time No. 1 cheerleader, Bob Ufer, describing the mayhem following "the greatest play in 100 years of Michigan football." Anthony Carter's dramatic, game-winning reception against Indiana was easily the season highlight of the 8-3 Wolverines as they headed to the Gator Bowl to oppose North Carolina's 7-3-1 Tar Heels.

Quarterback John Wangler opened the game with a 47-yard pass completion to Carter, but 20 yards in penalties took Michigan out of field goal range, giving the Wolverines a preview of events to come. Bryan Virgil booted a 20-yard field goal early in the second quarter and Wangler, hitting receivers at will, threw 53 yards to Carter for a 9-0 lead after Michigan missed the extra point. On the next series, Wangler was tackled by UNC linebacker Lawrence Taylor on a sprint out, suffering a severe knee injury, ending his playing time that night. Up to that point,

he had accumulated 203 yards through the air. North Carolina finally scored on a one-yard plunge by Doug Paschal late in the quarter, and trailed 9-7 at the half.

Midway through the third quarter, the Tarheels took control of the game, driving 97 yards in 15 plays behind the running of Amos Lawrence, and scoring on a 12-yard pass from Matt Kupec to Phil Farris. North Carolina added a field goal with 7:31 remaining in the game to move ahead 17-9. However, the Wolverines never gave up, and with 1:28 to go, backup quarterback B.J. Dickey, Wangler's replacement, connected with A.C. on a 30-yard bomb to bring the game to within two. In an attempt to tie, Dickey's pass to Carter in the endzone failed, and Michigan fell short. Hindering the Wolverines throughout the game were two lost fumbles, two pass interceptions, the loss of Wangler and 87 yards in penalties.

SCORING

Second Quarter		Team Stats	UM	UNC
M	Virgil, 20-yard field goal	First Downs	18	20
M	Carter, 53-yard pass from Wangler (kick failed)	Net Yards Rushing	152	169
NC	Paschal, 1-yard run (Hayes kick)	Net Yards Passing	328	161
		Total Plays	68	79
Third Quarter		Total Yards	480	330
NC	Farris, 12-yard pass from Kupec (Hayes kick)	PA/PC/Int	26/17/2	28/19/0
		Punts/Avg.	6/35.1	6/45.4
		Return Yards	39	68
Fourth Quarter		Fumbles/Lost	2/2	3/2
M	Carter, 30-yard pass from Dickey (Dickey pass failed)	Penalties/Yards	8/87	8/74

Rushing — (M): Woolfolk 16-63; Smith 8-51; Dickey 11-42; Edwards 4-15; (NC): Lawrence 23-118; Paschal 14-49

Passing — (M): Wangler 6-8-203; Dickey 11-18-125 (NC): Kupec 18-28-161

Receiving — (M): Carter 4-141; Woolfolk 5-43; Marsh 3-46; Betts 3-41; (NC): Lawrence 5-38; Chatham 5-37

1981 Rose Bowl

vs. Washington


Pasadena, California

January 1, 1981

Attendance: 104,863

Michigan 0 7 10 6-23

Washington 0 6 0 0-6



The Wolverines may have started slowly in 1980, but by October, nobody was able to stop them. Beginning with the Illinois game on October 25, Michigan put together a streak of 15 consecutive scoreless quarters, shutout Indiana, Wisconsin, and Purdue, won the Big Ten title outright for the first time since 1971, and took a string of 18 straight quarters without allowing a touchdown into the Rose Bowl to face the Washington Huskies.

The Huskies compiled more total yards against the Michigan defense, 374, than any team had all season, but the Wolverines continued their consecutive no-touchdown string, and Bo Schembechler won his first Rose Bowl in six tries.

Washington dominated the game early, and on its second drive, the Huskies reached the Michigan one-yard line. But the Wolverines then stonewalled tailback Toussiant Tyler on fourth down and took the momentum from Washington. Butch Woolfolk put Michigan in the lead with a six-yard TD burst near halftime, and despite Chuck Nelson's two field goals, the Wolverines remained in command the rest of the way.

Ali Haji-Sheikh's 25-yard field goal capped a six-minute, 83-yard

drive to open the second half. John Wangler connected with Anthony Carter for a seven-yard score, widening the Michigan margin to 17-6 with three minutes remaining in the third quarter. From there, the Wolverine defense took over with Keith Bostic forcing an interception and limiting the Huskies to 23 yards in total offense until the game's final minutes. Michigan clinched the victory on Stan Edwards' one-yard TD dive with four minutes remaining in the game to provide the final margin.

Butch Woolfolk's 182 yards rushing earned him game MVP honors, while Don Bracken's 73-yard punt in the first quarter set a Rose Bowl record. The season that had looked so bleak after a 1-2 beginning thus concluded with nine straight 'M' wins.

SCORING

Second Quarter		Team Stats	UM	UW
W	Nelson, 35-yard field goal	First Downs	23	20
M	Woolfolk, 6-yard run (Haji-Sheikh kick)	Net Yards Rushing	292	92
W	Nelson, 26-yard field goal	Net Yards Passing	145	282
Third Quarter		Total Plays	80	69
M	Haji-Sheikh, 25-yard field goal	Total Yards	437	374
M	Carter, 7-yard pass from Wangler (Haji-Sheikh kick)	PA/PC/Int	20/12/0	39/23/2
Fourth Quarter		Punts/Avg.	6/47.3	5/39.2
M	Edwards, 1-yard run (kick failed)	Return Yards	22	120
		Fumbles/Lost	0/0	2/1
		Penalties/Yards	3/37	5/32

Rushing— (M): Woolfolk 26-182; Edwards 19-68; Carter 4-33; Ricks 6-21; (W): Stevens 17-59; Tyler 10-45

Passing— (M): Wangler 12-20-145; (W): Flick 23-39-282

Receiving— (M): Carter 5-68; Betts 3-21; Mitchell 2-36; (W): Allen 6-101; Bayle 6-45; Skansi 4-61; Stevens 3-16

1981 Bluebonnet Bowl

vs. UCLA

Houston, Texas

December 31, 1981

Attendance: 50,107

Michigan 10 0 3 20-33

UCLA 0 0 7 7-14



In the game billed as a "mini-Rose Bowl," the 8-3 Wolverines came out smelling sweet on New Year's eve. Michigan's defense limited the powerful UCLA attack to 195 total yards and held the Bruins to just 33 yards on the ground. The Wolverines led the entire game, beginning with Ali Haji-Sheikh's 24-yard field goal, set up by Butch Woolfolk's 52-yard run. With one minute remaining in the first quarter, quarterback Steve Smith spotted Anthony Carter behind the Bruin secondary, for a 50-yard scoring bomb that upped the lead to 10-0. Michigan dominated the rest of the half, yielding only 58 total yards to UCLA. But 12 penalties kept the Maize and Blue off the scoreboard the rest of the half.

The Bruins narrowed the gap to 10-7, scoring on their first possession of the third quarter, but the Wolverines responded immediately, marching 52-yards before Haji-Sheikh kicked a 47-yard field goal, the longest of his career. UCLA again drove into Michigan territory, but two penalties and Winfred Carraway's sack of Bruin quarterback Tom Ramsey ended the march, and the Pacific-10 runners-up never again had

a chance to take the lead. The Wolverines moved 74 yards ending in Woolfolk's one-yard TD run. After UCLA cut the lead to 19-14, Michigan drove 80 yards in seven plays with Smith scoring from nine yards out on the option play to clinch the victory. Reserve quarterback B.J. Dickey's touchdown run in the final minute iced the triumph.

Woolfolk closed his brilliant career at Michigan by gaining 186 yards rushing, bringing his four-year total to 3,861 and earning game MVP honors. Smith's 152 passing yards gave him Michigan's single-season record with 1,661 yards, and added to his total offense mark. Anthony Carter grabbed six receptions for 127 yards, and the Wolverines left Houston looking forward to the New Year.

SCORING

First Quarter		Team Stats	UM	UCLA
M	Haji-Sheikh, 24-yard field goal	First Downs	25	14
M	Carter, 50-yard pass from Smith (Haji-Sheikh kick)	Net Yards Rushing	320	33
Third Quarter		Net Yards Passing	168	162
UCLA	Townsell, 17-yard pass from Ramsey (Johnson kick)	Total Plays	70	59
M	Haji-Sheikh, 47-yard field goal	Total Yards	488	195
Fourth Quarter		PA/PC/Int	16/10/0	26/12/2
M	Woolfolk, 1-yard run (run failed)	Punts/Avg.	5/39.6	8/47.8
UCLA	Wrightman, 9-yard pass from Ramsey (Johnson kick)	Return Yards	46	60
M	Smith, 9-yard run (Haji-Sheikh kick)	Fumbles/Lost	1/1	1/0
M	Dickey, 5-yard run (Haji-Sheikh kick)	Penalties/Yards	15/148	9/94

Rushing— (M): Woolfolk 27-186; Smith 10-64; Ricks 8-20; (UCLA): Nelson 18-33

Passing— (M): Smith 9-15-152; Dickey 1-1-16; (UCLA): Ramsey 12-25-162; Bono 0-1-0

Receiving— (M): Carter 6-127; Bean 2-33; Woolfolk 2-8; (UCLA): Carney 5-89; Twonell 3-37; Wrightman 2-14

1983 Rose Bowl

vs. UCLA

Pasadena, California

January 1, 1983

Attendance: 104,991

Michigan 0 0 7 7-14

UCLA 7 3 7 7-24

Michigan dominated the Big Ten in 1982, rolling through its conference schedule and winning the title outright in the second-to-last game against Purdue. Even a loss to Ohio State in the regular season finale could not take the roses from the Wolverines as they prepared to face the UCLA Bruins in Pasadena. The game featured a rematch of the previous season's Bluebonnet Bowl participants, and gave the Maize and Blue an opportunity to avenge the 31-27 loss suffered at the hands of the Bruins earlier in the season. This contest, however, would be played in the Rose Bowl, a stadium UCLA had claimed as its home field for the 1982 regular season.

A one-yard plunge by Tom Ramsey on UCLA's second drive put the Bruins up 7-0 in the first quarter, a lead they never relinquished. In the second quarter, Wolverine quarterback Steve Smith ran an eight-yard option for a first down, but took a vicious hit from Bruin free safety Don Rogers. Smith left the game with a separated shoulder and did not return. Junior Dave Hall, with seven completions in 14 attempts for the season, finished the game in admirable fashion, but his inexperience hurt the Wolverines.

Late in the second quarter, kicker John Lee gave UCLA a 10-0 lead



with a 39-yard field goal. However, the Wolverines stormed back after the intermission and drove 55 yards for a touchdown. Hall passed the final yard to fullback Eddie Garrett in the third quarter to bring U-M within three points at 10-7.

On the next drive the Bruins took control with Ramsey leading the way, passing for 33 yards and running for 20 in an 80-yard TD drive. With UCLA up 17-7 and nine minutes left to play, the Wolverines took over deep in their own territory. Here Hall showed his inexperience by lobbing a pass into the hands of Bruin Blanchard Montgomery. The 230-pound linebacker galloped 11 yards into the end zone to seal the Wolverines' fate.

After Hall passed to fullback Dan Rice for a one-yard touchdown in the fourth quarter, the score read 24-14 in UCLA's favor. Michigan could not muster another scoring drive, and UCLA took home the roses.

SCORING

First Quarter		Team Stats	UM	UCLA
UCLA	Ramsey, 1-yard run (Lee kick)	First Downs	19	19
Second Quarter		Net Yards Rushing	110	181
UCLA	Lee, 39-yard field goal	Net Yards Passing	209	162
Third Quarter		Total Plays	72	72
M	Garrett, 1-yard pass from Hall (Haji-Sheikh kick)	Total Yards	319	343
UCLA	Andrews, 9-yard run (Lee kick)	PA/PC/Int	34/19/3	25/18/0
Fourth Quarter		Punts/Avg.	6/40.3	6/32.2
UCLA	Montgomery, 11-yard pass interception return (Lee kick)	Return Yards	63	57
M	Rice, 4-yard pass from Hall (Haji-Sheikh kick)	Fumbles/Lost	1/1	1/0
		Penalties/Yards	3/17	2/10

Rushing— (M): Ricks 23-88; S. Smith 3-15; Rogers 2-12; (UCLA): Nelson 11-48; Cephus 8-46; Andrews 12-42; Ramsey 10-25.

Passing— (M): Hall 13-24-155; S. Smith 6-9-54; Carter 0-1-0; (UCLA): Ramsey 18-25-162.

Receiving— (M): Dunaway 5-110; Carter 5-59; Rice 4-17; Ricks 2-4; (UCLA): Bergmann 6-48; Townsell 4-45; Carney 2-33; Bruno 2-11.

1984 Sugar Bowl

vs. Auburn

New Orleans, Louisiana

January 2, 1984

Attendance: 77,893

Michigan 7 0 0 0-7


Auburn 0 0 3 6-9

Buoyed by back-to-back shutouts of Michigan State and Northwestern and a last-second victory over Iowa, the 1983 Wolverines charged to a second-place finish in the Big Ten, suffering its only conference setback to the Illinois squad that went on to play in the Rose Bowl. By holding off a late Ohio State comeback bid in the season finale, the Wolverines raised their record to 9-2 and gained a trip to New Orleans to meet the Auburn Tigers in the Sugar Bowl.

Steve Smith led a powerful offensive attack early in the game during which Michigan held the ball for over nine minutes of the first quarter and gained 116 yards to the Tigers' 61. The Wolverines' second offensive drive in the game was highlighted by a 19-yard Smith to Triando Markray completion and 38 yards on four carries by Rick Rogers. Smith's four-yard keeper midway through the first quarter gave the Wolverines a lead they would keep for 52 minutes of the 60-minute contest.

Each team showed a strong defense for the remainder of the half, and Michigan took its 7-0 lead into the locker room.

Campbell attempted only two passes in the second half and handed off 42 times to backs Lionel James, Bo Jackson, and Tommy Agee, who together col-



lected 306 yards on the ground.

While Michigan's offense was thwarted time and time again, the Tigers ran all over the tiring Wolverine defense, controlling the ball for over 23 minutes of the second half. After a 26-yard Don Bracken punt—one of a season-high eight punts—Auburn marched 68 yards, all on the ground, to set up a 31-yard Al DeGrecio field goal.

The Tigers got a break when Smith was hit as he released the ball and Auburn's Gregg Carr grabbed it at the Michigan 41-yard line. Seven plays later, DeGrecio chalked up his second three-pointer, a 32-yarder.

After another Michigan punt, Auburn took over on its own 39-yard line. The Tigers ran a ball control offense, using 15 rushing plays and 7:21 off the clock in reaching the Wolverines' one-yard line with 27 seconds to play in the game. Michigan called a timeout, but DeGrecio booted the 19-yard field goal to send the Wolverines back to Ann Arbor with a taste of New Orleans but no sugar.

SCORING

First Quarter		Team Stats	UM	AU
M	S. Smith, 4-yard run (Bergeron kick)	First Downs	12	21
		Net Yards Rushing	118	301
		Net Yards Passing	125	21
Third Quarter		Total Plays	56	73
A	DeGrecio, 31-yard field goal	Total Yards	243	322
Fourth Quarter		PA/PC/Int	25/9/1	6/2/1
A	DeGrecio, 32-yard field goal	Punts/Avg.	8/38.3	4/42.0
A	DeGrecio, 19-yard field goal	Return Yards	13	8
		Fumbles/Lost	2/1	4/3
		Penalties/Yards	6/49	3/15

Rushing— (M): Rogers 17-86; Garrett 5-18; S. Smith 9-14; (A): Jackson 22-130; Agee 16-93; James 18[83]; Collins 2-1

Passing— (M): S. Smith 9-25-125; (A): Campbell 2-6-21

Receiving— (M): Markray 3-68; Bean 3-37; Nelson 3-20; (A): James 1-15; Jackson 1-6

1984 Holiday Bowl

vs. Brigham Young

San Diego, California

December 21, 1984

Attendance: 61,243

Michigan	0	7	7	3-17
BYU	0	10	0	14-24

After upsetting top-ranked Miami in the season opener, Michigan's fortunes looked bright for 1984. But when quarterback Jim Harbaugh broke his arm against Michigan State, it took a great effort for the Wolverines to limp to a 6-5 record. Despite their less-than-spectacular season mark, Michigan found itself paired against No. 1-ranked Brigham Young in the Holiday Bowl. The Wolverines accepted the opportunity, and ended the season just how they had started—facing the nation's top-ranked team.

Aided by six Brigham Young turnovers and a blocked field goal attempt, Michigan held a 17-10 lead early in the fourth quarter. But BYU quarterback Robbie Bosco, hampered by an injured left knee and ankle suffered in the first stanza, led the Cougars to 80- and 83-yard TD drives to give BYU a 24-17 victory.

After a scoreless first quarter, BYU jumped on the scoreboard when Kelly Smith capped an 11-play, 80-yard drive with a five-yard TD run. The Wolverines knotted the score at seven after Rick Rogers scampered in from five yards out with 1:13 left in the half. But Bosco led BYU down the field in the last



minute, and Lee Johnson booted a 31-yard field goal giving the Cougars a slim 10-7 halftime lead.

Michigan went ahead late in the third quarter, moving 47 yards after Tim Anderson blocked Johnson's field goal attempt and Chris Zurbrugg threw a 10-yard TD pass to Bob Perryman. Early in the fourth quarter, Bob Bergeron pushed the Michigan lead to 17-10 with a 32-yard field goal. Then Bosco went to work, driving BYU for two late TDs—the last coming with just 1:23 to play—and the win.

In collecting its 24th consecutive victory, BYU put together some impressive offensive figures (483 yards in total offense, 32 first downs) and went on to claim the national championship.

SCORING

Second Quarter		Team Stats	UM	BYU
BYU	K. Smith, 5-yard run (Johnson kick)	First Downs	13	32
M	Rogers, 5-yard run (Bergeron kick)	Net Yards Rushing	120	112
BYU	Johnson, 31-yard field goal	Net Yards Passing	82	371
Third Quarter		Total Plays	64	76
M	Perryman, 10-yard pass from Zurbrugg (Bergeron kick)	Total Yards	202	483
Fourth Quarter		PA/PC/Int.	15/7/1	49/35/3
M	Bergeron, 32-yard field goal	Punts/Avg.	7/39.1	1/45.0
BYU	Kozlowski, 7-yard pass from Bosco (Johnson kick)	Return Yards	35	35
BYU	K. Smith, 13-yard pass from Bosco (Johnson kick)	Fumbles/Lost	2/0	4/3
		Penalties/Yards	11/112	9/82

Rushing— (M): Perryman 13-110; Rogers 19-60; (B): Heimuli 16-82

Passing— (M): Zurbrugg 7-15-82; (B): Bosco 30-42-343; Fowler 5-7-28

Receiving— (M): Bean 3-46; Perryman 2-15; (B): Mills 11-103; K. Smith 10-88; Heimuli 4-40; Bellini 3-48; Haysbert 3-42

1986 Fiesta Bowl

vs. Nebraska

Tempe, Arizona

January 1, 1986

Attendance: 72,454

Michigan	3	0	24	0-27
Nebraska	0	14	0	9-23

The surprising 9-1-1 Wolverines — equipped with the nation's top scoring defense — found themselves matched against Nebraska in the Fiesta Bowl.

After a 21-yard run by Jamie Morris set up a 42-yard field goal by Pat Moons to open the scoring, the Cornhuskers got rolling. Nebraska used 10 plays to move 74 yards for the touchdown that gave Nebraska a 7-3 lead early in the second quarter. McCathorn Clayton hit Doug DuBose in the endzone from five yards out for the score. The Cornhuskers added another tally when a 15-yard run by fullback Tom Rathman set up DuBose's second touchdown of the game, giving Nebraska a 14-3 half-time lead.

In the second half, an inspired Wolverine defense began forcing turnovers to help U-M climb back into contention. On its third play from scrimmage, Nebraska's DuBose fumbled, and Michigan's Jeff Akers recovered. A 19-yard run by Jamie Morris set up Gerald White's one-yard dive for a TD, pulling the Wolverines to within 14-10 early in the third quarter. Another fumble by Nebraska, this one by Clayton, was recovered by Michigan's Mark Messner on the next series, and White's 19-yard run set up a one-yard plunge by Harbaugh to give



the Maize and Blue the lead at 17-14. The Wolverine defense forced Nebraska to punt on the next series, and Dave Arnold rushed in untouched to block his third punt of the season to set up a short Moons field goal. The Wolverines scored again on their next possession when a 14-yard run by Morris set up Harbaugh's second TD of the afternoon, giving Michigan a seemingly comfortable 27-14 lead.

The excitement was not quite finished, thanks to an elusive freshman quarterback for Nebraska. Steve Taylor moved the Cornhuskers 77 yards in four minutes to cut the Michigan lead to 27-21. With the Wolverines in a hole late in the game, Schembechler elected to take an intentional safety, and Nebraska was unable to mount a drive on its final possession.

The win gave Schembechler his third bowl victory in six years, and vaulted Michigan to the No. 2 spot (behind Oklahoma) in the final polls.

SCORING

First Quarter		Team Stats	UM	UN
M	Moons, 42-yard field goal	First Downs	16	20
Second Quarter		Net Yards Rushing	171	304
N	DuBose, 5-yard pass from Clayton (Klein kick)	Net Yards Passing	63	66
N	DuBose, 3 yard run (Klein kick)	Total Plays	65	75
Third Quarter		Total Yards	234	370
M	White, 1-yard run (Moons kick)	PA/PC/Int.	16/6/0	15/6/1
M	Harbaugh, 1-yard run (Moons kick)	Punts/Avg.	5/43.8	3/40.3
M	Moons, 19-yard field goal	Return Yds.	3	20
M	Harbaugh, 2-yard run (Moons kick)	Fumbles/Lost	2/0	6/3
Fourth Quarter		Penalties/Yards	8/43	7/46
N	Taylor, 1-yard run (Klein kick)			
N	Safety-Robbins steps out of endzone			

Rushing— (M): Morris 22-156; White 13-38; (N): Clayton 14-68; DuBose 17-99; Rathman 9-47; Sheppard 7-13; Taylor 10-76

Passing— (M): Harbaugh 6-15-63; (N): Clayton 4-6-51; Taylor 2-9-15

Receiving— (M): Kattus 3-38; Jokisch 1-15; Morris 2-10; (N): Frain 3-46; Smith 1-8

1987 Rose Bowl

vs. Arizona State

Pasadena, California

January 1, 1987

Attendance: 103,168


Michigan 8 7 0 0-15

Arizona St. 0 13 6 3-22

The Maize and Blue returned to the grass of the Rose Bowl after a four-year drought to face seventh-ranked Arizona State. The Sun Devils rolled to the Pac-10 title by running through its schedule unbeaten before slipping in their final game against Arizona.

Michigan made its first drive look easy. After Jim Harbaugh passed 24 yards to Greg McMurtry on the second play from scrimmage, the Wolverines quickly moved into scoring position. Jamie Morris took the handoff at the 18-yard line, broke two tackles, and smashed into the end zone. On the point-after attempt, the Sun Devils were caught when kicker Mike Gillette took the snap and passed to Gerald White in the end zone while the rest of the team remained huddled to the side. As the ecstatic Wolverine contingent cheered, the scoreboard flashed the score: Michigan 8, ASU 0.

Early in the second quarter, the Sun Devils' Kent Bostrom booted a 37-yard field goal. Michigan roared right back by powering the ball to the two-yard line before Harbaugh plunged to paydirt. Gillette kicked the conversion, and Michigan led 15-3. After adding a 27-yard field goal, Arizona State used the last four minutes of the half to mount a 60-yard



drive that commenced when Jeff Van Raaphorst passed to Bruce Hill for the Sun Devils' first touchdown. As the teams took to the locker room, the Wolverines held a 15-13 advantage.

Opening the second half, Arizona State launched an 80-yard drive. Van Raaphorst again found Hill in the end zone, and after the two-point conversion failed, Michigan trailed by four. The Wolverines only touched the ball twice in the entire quarter, and netted just 22 yards, all from Harbaugh's pass completion in the third quarter. With 14:16 to go in the game, Bostrom added a 25-yard field goal and Arizona State had all the points needed for the victory.

Despite the disappointment of the final game, the 1986 season was a good one for Michigan Football. Wolverine fans were treated to the 32nd Big Ten title in school history, Bo Schembechler's 200th career victory to pass Fielding H. Yost as the winningest coach in Michigan history.

SCORING

First Quarter		Team Stats	UM	ASU
M	Morris, 18-yard run (White 2-yard pass from Gillette)	First Downs	13	22
Second Quarter		Net Yards Rushing	59	188
ASU	Bostrom, 37-yard field goal	Net Yards Passing	172	193
M	Harbaugh, 2-yard run (Gillette kick)	Total Plays	52	81
ASU	Bostrom, 27-yard field goal	Total Yards	225	381
ASU	Hill, 4-yard pass from Van Raaphorst (Bostrom kick)	PA/PC/Int	23/13/3	30/16/0
Third Quarter		Punts/Avg.	6/40.8	4/39.0
ASU	Hill, 1-yard pass from Van Raaphorst (Pass failed)	Return Yards	11	8
Fourth Quarter		Fumbles/Lost	3/0	1/0
ASU	Bostrom, 25-yard field goal	Penalties/Yards	6/42	6/26

Rushing— (M): Morris 16-47; Perryman 5-14; G. White 1-2; Harbaugh 7-(-10); (A): Harris 23-109; Williams 18-69; Day 2-9

Passing— (M): Harbaugh 13-23-172; (A): Van Raaphorst 16-30-193

Receiving— (M): Morris 4-47; McMurtry 3-59; G. White 3-23; Jokisch 1-22; Higgins 1-15; (A): Cox 6-104; Hill 4-30; Harris 3-34

1988 Hall of Fame Bowl

vs. Alabama

Tampa, Florida

January 2, 1988

Attendance: 60,156

Michigan 0 14 7 7-28

Alabama 3 0 6 15-24

For the second time in his 19-year reign, Bo Schembechler would not be on the sidelines for a Michigan bowl game. Schembechler underwent quadruple heart bypass surgery in early December so offensive coordinator Gary Moeller was given the task of preparing the Wolverines for Alabama.

The Crimson Tide took the opening kickoff and moved the ball to Michigan's 34-yard line, where they had to settle for a 51-yard Philip Doyle field goal. In the second quarter, Jamie Morris broke a tackle for a 25-yard touchdown run, giving the Wolverines their first lead of the game. On Michigan's next possession, Morris again broke a tackle, then ran over a defender for a 14-yard TD run and the Wolverines went into the locker room with a 14-3 half time lead.

Michigan began the second half where it left off as Morris broke loose for a 77-yard TD run, lifting U-M to a comfortable 21-3 margin. Following Morris' run, the Crimson Tide launched a 72-yard drive in just under five minutes that culminated in a 16-yard touchdown pass from Jeff Dunn to Howard Cross.

After a Michigan punt, Alabama marched 85 yards, capped by Bobby Humphrey's one-yard TD run, cutting the Wolverine lead to five points



with 13 minutes left in the game.

Two more times Michigan's offense was held and Alabama was again able to drive against the Wolverine defense, this time for 79 yards, culminating in a 17-yard scoring run by Humphrey. Alabama's two-point conversion was successful and the Tide took the lead, 24-21, with just under five minutes remaining.

Facing fourth-and-three from the 20-yard line late in the fourth quarter, Brown lofted a 20-yard pass that John Kolesar pulled down in the corner of the end zone for a touchdown and ended Michigan's most exciting scoring drive of the season. In the game's waning moments, Alabama's desperation pass was intercepted by cornerback David Arnold to seal the win.

Jamie Morris' 234 yards rushing set a Hall of Fame Bowl and Michigan bowl record. He also broke the Wolverines' single season rushing record with a total of 1,703 yards and ended his career with 4,393 rushing yards, third-best in Big Ten history.

SCORING

First Quarter		Team Stats	UM	UA
A	Dole, 51-yard field goal	First Downs	12	28
Second Quarter		Net Yards Rushing	278	191
M	Morris, 25-yard run (Gillette kick)	Net Yards Passing	68	269
M	Morris, 14-yard run (Gillette kick)	Total Plays	49	81
Third Quarter		Total Yards	346	460
M	Morris, 77-yard run (Gillette kick)	PA/PC/Int	17/6/0	40/23/1
A	Cross, 16-yard pass from Dunn (run failed)	Punts/Avg.	6/42.5	4/42.5
Fourth Quarter		Return Yards	133	81
A	Humphrey, 1-yard run (Doyle kick)	Fumbles/Lost	0/0	1/1
A	Humphrey, 17-yard run (Dunn pass to Whitehurst)	Penalties/Yards	4/30	1/5
M	Kolesar, 20-yard pass from Brown (Gillette kick)			

Rushing— (M): Morris 23-234; Bunch 3-16; Brown 2-1; Taylor 3-11; Hoard 1-16; (A): Humphrey 27-149; Allen 3-6; K. Goode 6-14; Dunn 7-13; Wright 2-2; P. Goode 4-7

Passing— (M): Brown 13-4-72; Taylor 4-2-(-4); (A): Dunn 40-23-269

Receiving— (M): Morris 2-(-4); Calloway 1-14; J. Brown 1-7; McMurtry 1-31; Kolesar 1-20; (A): Whitehurst 6-85; Cross 6-81; Humphrey 5-34; P. Goode 2-20; Wright 1-18; Stafford 2-21; Allen 1-10

1989 Rose Bowl

vs. Southern California

Pasadena, California

January 2, 1989

Attendance: 101,688

Michigan 3 0 6 13-22

USC 0 14 0 0-14


Coming off one of the toughest Ohio State games in recent history, many questioned whether or not Michigan could withstand a USC team that led the Pac-10 in rushing defense, total defense and was offensively led by Rodney Peete, the 1988 Heisman Trophy runner-up.

Michigan's first possession was highlighted by a 21-yard completion from Demetrius Brown to John Kolesar on the fourth play of the drive. U-M controlled the ball for 7:51 on 13 plays until it was stopped by the Trojan defense. Mike Gillette was called in to cap the drive with a 49-yard field goal with 4:07 remaining in the quarter.

At the beginning of the second quarter, the Trojan offense came to life. USC moved from its own 46-yard line to the Wolverine 22. Each side turned the ball over, however, before the Trojans scored the game's first touchdown on a one-yard run by Peete. USC began its second TD drive with 7:06 remaining in the half, ending with Peete's four-yard scoring run.

The opening minutes of the second half saw Brown's 22-yard scramble to the six, followed by his touchdown toss to Chris Calloway two plays later. U-M was unsuccessful on the two-point conversion, leaving the score at 14-9.

In the final minutes of the third quarter, the Michigan offense, led by



running backs Tony Boles and Leroy Hoard, put together the longest drive of the game, amassing 64 of the 92 yards gained by U-M. A 23-yard pass from Brown to Derrick Walker put the Wolverines on the one-yard line, and Hoard took it in for the score. Michigan again failed on the two-point try, leaving the Trojans just one point behind with plenty of time left in the final quarter.

With 5:28 left to play in the game, the Wolverines sensed their third bowl victory in four years. On the very first play, Hoard exploded for a 61-yard run to the Trojan nine-yard line. On fourth-and-goal, Hoard scored to give Michigan a seven-point lead that became eight after Gillette's extra point with 1:57 remaining.

Peete then led the Trojans down the field in an attempt to tie the game, but linebacker John Milligan picked off an errant pass with 50 seconds remaining to secure a Wolverine win.

The victory gave Schembechler his second win in Pasadena and the Wolverines a 9-2-1 season record, finishing with a No. 4 national ranking by the Associated Press.

SCORING

First Quarter		Team Stats	UM	USC
M	Gillette, 49-yard field goal	First Downs	19	15
Second Quarter		Net Yards Rushing	208	138
USC	Peete, 1-yard run (Rodriguez kick)	Net Yards Passing	144	158
USC	Peete, 4-yard run (Rodriguez kick)	Total Plays	72	60
Third Quarter		Total Yards	352	296
M	Calloway, 6-yard pass from Brown (Run failed)	PA/PC/Int	24/11/0	21/15/2
Fourth Quarter		Punts-Avg	4/34.8	4/50.3
M	Hoard, 1-yard run (Pass failed)	Return Yards	41	8
M	Hoard, 1-yard run (Gillette kick)	Fumbles/Lost	1/1	3/3
		Penalties/Yards	4/20	4/30

Rushing— (M): Hoard 19-142; Boles 14-49; D. Brown 11-1; Kolesar 1-16; Bunch 3-0; (USC): Emanuel 16-55; Peete 9-42; Holt 9-33; Ervins 5-8

Passing— (M): Brown 24-11-144; (USC): Peete 21-15-158

Receiving— (M): D. Walker 3-54; Kolesar 3-49; McMurtry 2-25; Boles 1-6; Calloway 1-6; Hoard 1-4; (USC): Affholter 5-56; Jackson 3-23; Wellman 2-47; Holt 2-12; Galbraith 1-11; Emanuel 1-6; Ervins 1-3

1990 Rose Bowl

vs. Southern California

Pasadena, California

January 1, 1990

Attendance: 103,450

Michigan 0 3 7 0-10


USC 0 10 0 7-17

Every Rose Bowl is a grand spectacle of the best college football has to offer, but the 1990 clash between Michigan and Southern California had added luster as it was the last game in Bo Schembechler's 27-year coaching career.

The first quarter was dominated by the defenses, as neither team was able to put any points on the scoreboard. USC opened the scoring in the second quarter on a one-yard touchdown run by quarterback Todd Marinovich. Michigan answered USC's score midway through the second quarter. Leroy Hoard ripped off a 46-yard run and Michael Taylor connected with Greg McMurtry for 20 yards to get down to the Trojan eight-yard line. J.D. Carlson's 19-yard field goal cut USC's lead to 7-3 with 6:28 left. The Trojans closed out the first half scoring on a 34-yard Quin Rodriguez field goal that pushed USC's halftime lead to 10-3.

The Wolverines played an inspired third quarter, limiting the Trojans to just 27 yards while scoring the tying touchdown. Michigan scored on its second drive of the quarter as Allen Jefferson scored from two yards out to tie the game at 10.

The game's pivotal play came on a fourth-and-two from the



Michigan 46 with 12:00 left in the contest. On that play, Wolverine punter Chris Stapleton's fake punt gained 24 yards, but a holding penalty and a subsequent unsportsmanlike conduct penalty pushed Michigan back to its own 21 and eliminated the first down. Southern Cal took advantage of Michigan's misfortune, marching 75 yards in 13 plays for the game-winning TD.

Despite the Rose Bowl defeat, the Wolverines had their first 10-win season (10-2) since 1986, and earned their second consecutive outright Big Ten Championship. Bo Schembechler ended his coaching career as the winningest coach in Michigan football history with a 194-48-5 record.

SCORING

Second Quarter		Team Stats	UM	USC
USC	Marinovich, 1-yard run (Rodriguez kick)	First Downs	11	23
M	Carlson, 19-yard field goal	Net Yards Rushing	119	181
USC	Rodriguez, 34-yard field goal	Net Yards Passing	115	178
Third Quarter		Total Plays	52	78
M	Jefferson, 2-yard run (Carlson kick)	Total Yards	234	359
Fourth Quarter		PA/PC/Int	20/10/0	31/22/1
USC	Ervins, 14-yard run (Rodriguez kick)	Punts-Avg	7/35.9	4/39.3
		Return Yards	11	68
		Fumbles/Lost	2/0	0/0
		Penalties/Yards	8/62	8/87

Rushing— (M): Hoard 17-108; Bunch 16-9; Taylor 8-35; Jefferson 1-2 (USC): Ervins 30-126; Holt 8-35; Marinovich 9-20

Passing— (M): Taylor 10-19-115; Hoard 0-1-0 (USC): Marinovich 22-31-178

Receiving— (M): McMurtry 4-56; Hoard 3-15; Calloway 2-33; Bunch 1-11 (USC): Jackson 5-56; Ervins 5-44; Holt 3-25; Griffin 3-22; Scott 3-19; Wallace 1-8; Wellman 1-6; Galbraith 1-(-2)

1991 Gator Bowl

vs. Mississippi

Jacksonville, Florida

January 1, 1991

Attendance: 68,927

Michigan 7 7 21 0-35

Mississippi 0 3 0 0-3

Gary Moeller's Wolverines gained a share of the Big Ten title in his first season, as U-M met Mississippi in the Gator Bowl.


After both teams exchanged early turnovers, Michigan opened the scoring when Elvis Grbac threw deep down the right side of the field to Desmond Howard, for a career-long 63-yard touchdown reception. J.D. Carlson's extra point gave Michigan a 7-0 lead with 1:04 left in the first quarter.

Mississippi scored its only points of the game in the second quarter when Brian Lee kicked a career-long and Gator Bowl record 51-yard field goal to trim the margin to 7-3.

Following a 32-yard Howard return of the ensuing kickoff, Jon Vaughn sprinted around left end for a gain of 37 yards and a first down at the Rebel 31. Five plays later, Grbac threw seven yards to Jarrod Bunch for a 14-3 halftime lead. Grbac's touchdown pass, his 19th of the season, broke Jim Harbaugh's Michigan single season record for touchdown passes thrown (18 in 1985).

Early in the third quarter, Grbac threw a screen pass to Howard who eluded the Mississippi defense en route to a 50-yard touchdown reception and a 21-3 Michigan lead with 10:53 left in the third quarter.

Later in the quarter, Ole Miss quar-



terback Tom Luke was intercepted by Todd Plate at the Michigan 37. After a three-yard Ricky Powers run and an 11-yard Grbac-to-Howard completion, the Wolverines had a first down on the Ole Miss 49-yard line. On the next play, Powers blasted up the middle for a gain of 44 yards and a first down at the Rebel five. Bunch pounded into the end zone on the next play, giving Michigan a comfortable 28-3 lead.

As the third stanza was nearing completion, Grbac connected with Derrick Alexander over the middle for a 33-yard touchdown—Grbac's fourth of the game, and a Michigan single bowl record. That closed the scoring, giving Michigan a resounding 35-3 win.

Offensive linemen Dean Dingman, Tom Dohring, Greg Skrepenak, Matt Elliott and Steve Everitt were named the game's Most Valuable Players for leading the offense to a Michigan single game record 715 total yards.

SCORING

First Quarter	
M	Howard, 63-yard pass from Grbac (Carlson kick)
Second Quarter	
MS	Lee, 51-yard field goal
M	Bunch, 7-yard pass from Grbac (Carlson kick)
Third Quarter	
M	Howard, 50-yard pass from Grbac (Carlson kick)
M	Bunch, 5-yard run (Carlson kick)
M	Alexander, 33-yard pass from Grbac (Carlson kick)

Rushing — (M): Vaughn, 15-128; Powers, 14-112; Bunch, 11-54; Legette, 5-54; Howard, 1-19; Washington, 3-15; Watson, 1-5; Jefferson, 3-4; (MS): Baldwin, 8-53; Thigpen, 6-32; Billing, 2-6; Courtney, 1-6; Luke, 14-5; Shows, 5-(-9)

Passing — (M): Grbac, 16-25-296; Sollom, 4-7-28; (MS): Shows, 12-20-150; Luke, 5-11-65

Receiving — (M): Howard, 6-167; Alexander, 2-50; VanDyne, 3-32; Bunch, 2-22; Burch, 1-12; Vaughn, 1-10; Owen, 1-9; Powers, 1-8; Johnson, 2-7; Diebolt, 1-7; (MS): Roberts, 4-67; Brownlee, 4-58; Owens, 3-42; Small, 1-25; Baldwin, 2-15; Holder, 1-11; Thigpen, 1-6; Courtney, 1-3

1992 Rose Bowl

vs. Washington


Pasadena, California

January 1, 1992

Attendance: 103,566

Michigan 0 7 0 7-14

Washington 0 13 8 13-34



With a fourth consecutive Big Ten title locked up, the Michigan Wolverines ventured to Pasadena hoping to add a Rose Bowl title and possible national championship to their already impressive list of accolades. Thus far, the 1991 season had seen Desmond Howard win the Heisman Trophy and Erick Anderson garner the first Butkus Award in school history. However, standing in the way of Gary Moeller's team were the Washington Huskies, a team boasting the nation's top-ranked defense.

After a scoreless first quarter, the Huskies went ahead as Billy Joe Hobert faked to Beno Bryant and ran off left tackle for two yards and the touchdown. Howard, an electrifying player, would then add another clip to his collegiate highlight film on Michigan's ensuing drive as he snared a leaping, 35-yard reception over eventual NFL first round selection Dana Hall. Three plays later, Elvis Grbac connected with Walter Smith on a nine-yard scoring pass. Two Travis Hanson field goals made the score 13-7 Huskies at halftime.

Washington extended its lead in the third quarter on an 80-yard touchdown drive. Hobert completed a five-yard TD toss to Mark Bruener and the two-point conversion to

Aaron Pierce.

Facing a 21-7 deficit, the Wolverines were again unable to manage a first down and were forced to punt. Excellent field position awaited the Washington offense again, with the ball resting on the Michigan 48. On the second play of the final quarter, Hobert gave a play-action fake and found Pierce in the back of the endzone for a two-yard touchdown. The Wolverines found themselves trailing 27-7.

Michigan started the next drive at its own 29-yard line, and moved the ball out to the 38-yard line before a Grbac keeper on fourth-and-one was stopped. Washington took only six seconds to find the endzone again, as Mark Brunell hit Mario Bailey streaking down the right side for the Huskies final score of the game.

Tyrone Wheatley, a freshman, capped off an outstanding afternoon (68 yards on nine carries) and closed the scoring on a 53-yard touchdown run, and J.D. Carlson's 126th consecutive PAT.

SCORING

Second Quarter	
WA	Hobert, 2-yard run (Hanson kick)
M	Smith, 9-yard pass from Grbac (Carlson kick)
WA	Hanson, 24-yard field goal
WA	Hanson, 23-yard field goal
Third Quarter	
WA	Bruener, 5-yard pass from Hobert (Pierce, pass from Hobert)
Fourth Quarter	
WA	Pierce, 2-yard pass from Hobert (Kick failed)
WA	Bailey, 38-yard pass from Brunell (Hanson kick)
M	Wheatley, 53-yard run (Carlson kick)

Rushing — (M): Wheatley, 9-68; Johnson, 4-30; Howard, 1-15; Powers, 10-10; Collins, 1-(-9); Grbac, 8-(-42) (WA): Bryant, 15-38; Barry, 13-37; Kaufmann, 6-26; M. Jones, 3-22; Turner, 1-3; Hobert 4-(-1); Brunell, 1-(-2)

Passing — (M): Grbac, 13-26-130; Collins, 1-2-3; (WA): Hobert, 18-34-192; Brunell, 7-8-89

Receiving — (M): Howard, 1-35; Wheatley, 3-30; VanDyne, 4-22; R. Powers, 3-18; McGee, 1-14; W. Smith, 1-9; J. Johnson, 1-5 (WA): Bailey, 6-126; Pierce, 7-86; Bryant, 5-22; Gaspard, 1-5; McKay, 1-12; M. Jones, 2-7; Turner, 1-6; Bruener, 1-5; Barry, 1-2

Team Stats		UM	UW
First Downs		10	19
Net Yards Rushing		72	123
Net Yards Passing		133	281
Total Plays		61	85
Total Yards		205	404
PA/PC/Int		28/14/1	42/25/1
Punts-Avg		10-37.8	6-41.8
Return Yards		144	95
Fumbles/Lost		3/0	0/0
Penalties/Yards		8/62	6/50

1993 Rose Bowl

vs. Washington

Pasadena, California

January 1, 1993

Attendance: 94,236


Michigan 10 7 14 7-38

Washington 7 14 10 0-31

For the second consecutive season, the Michigan Wolverines and Washington Huskies celebrated the New Year together at the Rose Bowl. The Huskies were searching for an unprecedented third straight Rose Bowl victory, while the Wolverines were looking to avenge a 34-14 Rose Bowl defeat to Washington in 1992.

Trailing 7-3, the Wolverines energized their fans on a 49-yard touchdown pass from Elvis Grbac to Tony McGee, which capped a six-play, 69-yard drive and provided Michigan the lead after the first quarter. On its next possession, Michigan opened up a 17-7 lead as Tyrone Wheatley, on his way to a 235-yard rushing performance, sprinted untouched 56 yards for a touchdown.

In this offensive showdown, the Huskies responded with two straight touchdowns -- a 64-yard touchdown pass from Mark Brunell to Jason Shelley, and an 18-yard touchdown strike from Brunell to Mark Bruener. Washington took a 21-17 lead into the halftime inter-



mission.

Wheatley then went to work, taking advantage of a key block by All-American Steve Everitt on an 88-yard touchdown run -- his second long scoring play and a new Rose Bowl record. But the Huskies were far from through. They put together 10 straight points and went ahead 31-24 until Wheatley responded. His third touchdown run of the game -- a 24-yard scamper on a draw play -- tied the game at 31 and swung the momentum back to Michigan.

The Wolverines' game-winning score came on an 80-yard drive, as Grbac, facing third and short from the Huskies' 15-yard line, found McGee at the two. McGee fell into the endzone for the only score of the fourth quarter, the winning points in Michigan's thrilling 38-31 victory.

SCORING

First Quarter		Team Stats	UM	UW
M	Elezovic 41-yard field goal	First Downs	16	19
WA	Turner, 1-yard run (Hanson kick)	Net Yards Rushing	308	105
M	McGee, 49-yard pass from Grbac (Elezovic kick)	Net Yards Passing	175	308
Second Quarter		Total Plays	66	74
M	Wheatley, 56-yard run (Elezovic kick)	Total Yards	483	413
WA	Shelley, 64-yard pass from Brunell (Hanson kick)	PA/PC/Int	30/17/0	31/18/0
WA	Bruener, 18-yard pass from Brunell (Hanson kick)	Punts/Avg	6/37.0	5/39.2
Third Quarter		Return Yards	28	19
M	Wheatley, 88-yard run (Elezovic kick)	Fumbles/Lost	1/0	1/1
WA	Kaufman, 1-yard run (Hanson kick)	Penalties/Yards	8/72	5/43
WA	Hanson, 44-yard field goal	Time of Possession	28:12	31:48
Fourth Quarter				
M	McGee, 15-yard pass from Grbac (Elezovic kick)			

Rushing — (M): Wheatley 15-235; E. Davis 9-35; R. Powers 9-28; Legette 5-12; Grbac 1-(-2) (WA): Kaufman 20-39; Brunell 10-32; Turner 5-18; Thomas 2-8; Jones 2-4; Barry 4-4

Passing — (M): Grbac 17-30-175 (WA): Brunell 18-30-308; Bjornson 0-1-0

Receiving — (M): McGee 6-117; Smith 3-19; Alexander 3-18; Hayes 1-10; Malveaux 1-5; Wheatley 2-4; Legette 2-4 (WA): Shelley 3-100; Bruener 4-85; D. Barry 2-61; Mack 2-33; Kralik 2-16; Jones 2-10; Turner 1-4; Kaufman 2-(-1)

1994 Hall of Fame Bowl

vs. North Carolina State


Tampa, Florida

January 1, 1994

Attendance: 52,649

Michigan 0 21 21 0-42

N.C. State 0 0 7 0-7



The 1994 Hall of Fame Bowl opened the New Year's Day bowl festivities with an 11 a.m. kickoff in unusually wet conditions for the Tampa, Fla., site. By the time the rain subsided and the other New Year's Day bowl games were set to begin, Michigan was well on its way to a 42-7 trouncing of North Carolina State. Tyrone Wheatley, in his third consecutive tremendous bowl outing, was named the game's MVP after compiling 124 rushing yards on 18 carries, including touchdown runs of 26 and 18 yards.

Michigan opened the scoring early in the second quarter -- the first points in what would become consecutive 21-point quarters. Wheatley took a pitch from Todd Collins on a sweep to the right and blazed down the sidelines for a 21-yard score. On their subsequent possession, the Wolfpack were forced to punt, and Derrick Alexander made N.C. State pay. He fielded the punt at Michigan's 21-yard line and burst up the middle of the field unchallenged for a 79-yard touchdown -- the longest punt return in Hall of Fame Bowl history.

The Wolverines put away the

game late in the half. Closing a 13-play, 85-yard drive, Collins, on fourth-and-10 from the Wolfpack 31, found Amani Toomer in the right corner of the endzone for a score. The conversion gave the Wolverines a 21-0 lead.

The scoring continued for Michigan in the third quarter, as it strung together two more touchdowns--on Clarence Thompson's 43-yard interception return and Wheatley's 18-yard scoring run -- before N.C. State finally broke the shutout with a touchdown of its own. Wheatley's score -- his sixth bowl touchdown over the past three seasons -- was the 35th rushing TD of his career, breaking Rick Leach's school record for career rushing TDs. It was also Wheatley's 40th career touchdown, tying him with Anthony Carter for the most career TDs by a Wolverine. Ricky Powers closed the game's scoring with a 16-yard TD run with 3:13 left in the third.

SCORING

Second Quarter		Team Stats	UM	NCS
M	Wheatley, 26-yard run (Elezovic kick)	First Downs	21	18
M	Alexander, 79-yard punt return (Elezovic kick)	Net Yards Rushing	265	117
M	Toomer, 31-yard pass from T. Collins (Elezovic kick) 21-0	Net Yards Passing	201	195
Third Quarter		Total Plays	67	74
M	Thompson, 43-yard interception return (Elezovic kick), 28-0	Total Yards	466	312
M	Wheatley, 18-yard run (Elezovic kick)	PA/PC/Int	23/12/0	38/19/4
NCS	Fitzgerald, 12-yard pass from Bender (Videtic kick), 35-7	Punts/Avg	6/47.0	6/42.0
M	Powers, 16-yard run (Elezovic kick)	Return Yards	155	5
		Fumbles/Lost	1/0	4/2
		Penalties/Yards	5/35	3/15
		Time of Possession	27:29	32:31

Rushing — (M): Wheatley 18-124; E. Davis 7-36; R. Powers 4-33; Buff 3-26; Biakabutuka 5-22; Foster 2-10; Ritchie 3-9; Collins 1-4; J. Carr 1-1; (NCS) Downs 13-102; George 3-21; Brown 7-11; Harvey 10-0; Fitzgerald 1-0; Goines 1-(-5); Bender 1-(-12)

Passing — (M): T. Collins 11-22-189; J. Carr 1-1-12; (NCS): Harvey 13-27-108; Bender 6-10-87; Goines 0-1-0

Receiving — (M): D. Jones 2-65; W. Smith 3-48; Toomer 2-44; Hayes 2-27; Richards 1-12; E. Davis 2-5; (NCS): Goines 7-72; Downs 4-34; Schultz 2-31; Hinton 2-25; George 2-16; Fitzgerald 1-12; Brown 1-5

1994 Holiday Bowl

vs. Colorado State

San Diego, California

December 30, 1994

Attendance: 59,453

Michigan 10 7 7 0-24

Colorado St. 7 0 0 7-14


Michigan, who had taken its lumps on the defensive side of the ball during a 7-4 regular season, stuffed Colorado State when it recorded a 24-14 win at Jack Murphy Stadium that helped ease the sting of some painful late-season losses.

CSU nearly mirrored the Wolverines in total yardage (341-340), but gained just 51 yards rushing against a Michigan defense that forced four turnovers and had a key goal-line stand in the second half.

U-M struck first on the game's opening drive on Todd Collins' four-yard TD pass to Amani Toomer with 8:51 left in the opening quarter. The Rams took the ensuing kickoff and turned in a nine-play, 66-yard drive to tie the game, 7-7. The drive was culminated by Paul Turner's 32-yard TD reception.

All-American Remy Hamilton booted a 34-yard field goal with 2:46 remaining in the first quarter to put Michigan ahead 10-7. A blocked punt by freshman Chris Howard gave U-M the ball deep in Rams territory with less than two minutes left before halftime. Collins then connected with Mercury Hayes for a 16-yard TD strike to put U-M ahead 17-7 with 1:28 left in the half.

The Wolverines forced a turnover on CSU's first drive of the second half, taking over on the Rams' 17-yard line.



Tyrone Wheatley made short work four plays later with a three-yard plunge into the endzone. That gave U-M a 24-7 lead with 11:58 left in the third quarter.

Midway through the third quarter, a 42-yard pass play helped CSU move the ball from its own 13-yard line to inside the Wolverine 10. A pair of pass interference calls against U-M gave the Rams seven plays to attempt to go eight yards into the endzone.

Four plays from the Michigan two-yard line turned up nothing for Colorado State, as a two-yard loss and incomplete pass on fourth down helped the Wolverines turn away the high-scoring Rams.

Michigan held a 24-7 advantage after three quarters and held that lead until 1:18 remained in the game. CSU finally cracked the stubborn U-M defense with an 18-yard TD pass by Anthony Hill to complete the scoring.

Collins threw for 162 yards (14-for-24) and two touchdowns, earning the game's offensive MVP honors. The Michigan defense tallied 11 tackles for loss, driving the CSU offense back 61 yards.

SCORING

First Quarter		Team Stats	UM	CSU
M	Toomer, four-yard pass from Collins (Hamilton kick)	First Downs	18	20
CSU	Turner, 32-yard pass from Hill (McDougal kick)	Net Yards Rushing	179	51
M	Hamilton, 34-yard field goal	Net Yards Passing	162	289
		Total Plays	60	75
		Total Yards	341	340
		PA/PC/Int	24/14/3	40/22/2
M	Hayes, 16-yard pass from Collins (Hamilton kick)	Punts/Avg.	5/28.0	4/35.5
		Return Yards	74	117
		Fumbles/Lost	0/0	2/2
M	Wheatley, three-yard run (Hamilton kick)	Penalties/Yards	11/97	8/72
		Time of Possession	27:40	32:20
Fourth quarter				
CSU	Burkett, 18-yard pass from Hill (McDougal kick)			

Rushing — (M): Wheatley 16-80; Biakabutuka 9-70; E. Davis 1-13; Howard 3-9; Hayes 1-8; Floyd 1-2; Collins 6-(-3). (CSU): Watson 17-47; Ward 1-8; Carn 1-4; Brown 3-(-3); Hill 14-(-5).

Passing — (M): Collins 14-24-162. (CSU): Hill 22-40-289.

Receiving — (M): Toomer 5-63; Hayes 3-41; Foster 2-32; Richards 2-20; Wheatley 1-5; Cooper 1-1. (CSU): Shull 3-101; Burkett 5-62; Turner 4-62; Olsen 3-29; Watson 6-23; Ward 1-12.

1995 Alamo Bowl

vs. Texas A&M

San Antonio, Texas

December 28, 1995

Attendance: 64,597

Michigan 7 3 3 7-20

Texas A&M 10 3 3 6-22


Aggies placekicker and Alamo Bowl offensive MVP Kyle Bryant booted a Michigan-opponent record five field goals in the game (27, 49, 47, 31 and 37 yards), and a Wolverine rally ran out of time at the third Alamo Bowl game.

Midway through the first quarter, Tshimanga Biakabutuka's fumble was recovered by the Aggies on U-M's five-yard line. Two plays later, Eric Bernard took it in to give Texas A&M a 7-0 lead.

The Wolverines responded quickly. Aided by 35 yards in Aggie penalties, Michigan went 77 yards in two plays to tie the game. The drive was capped off by a 41-yard Brian Griese to Amani Toomer touchdown pass.

After the two teams traded field goals, the two defenses settled in, holding their opposition scoreless on the next four possessions. On its final possession of the half, Texas A&M drove to the Michigan 32-yard line, where Bryant kicked a career-best 49-yard field goal at the gun to give the Aggies a 13-10 halftime lead.

Texas A&M extended the lead with a 47-yard field goal with 5:34 left in the third quarter. Michigan took the kickoff at the 19-yard line and ran the ball down to the Texas A&M four-yard line in 11 plays. The Wolverines had



to settle for a Remy Hamilton 26-yard field goal to close the gap to 16-13.

The Aggies again extended their lead to six early in the fourth quarter, then held off an ineffective Wolverine offense. After a 31-yard interception return gave the Aggies possession at the Michigan four-yard line, Bryant kicked a 37-yard field goal to put Texas A&M ahead, 22-13, with 23 seconds remaining.

The Wolverines showed strokes of brilliance in the final seconds, with Griese completing long passes to Mercury Hayes and Toomer, the latter going for 44 yards and a touchdown. The onside kick was unsuccessful, and the Aggies ran out the clock to hand U-M a 22-20 defeat.

For the game, Griese completed nine-of-23 passes for 182 yards. Five of those passes went to Toomer, who tallied 135 yards and two touchdowns. Michigan managed only 129 yards on the ground, an Alamo Bowl-record 94 coming from Biakabutuka and 36 from Clarence Williams.

SCORING

First Quarter		Team Stats	UM	A&M
A&M	Bernard, nine-yard run (Bryant kick)	First Downs	19	17
M	Toomer, 41-yard pass from Griese (Hamilton kick)	Net Yards Rushing	129	130
A&M	Bryant, 27-yard Field Goal	Net Yards Passing	182	136
		Total Plays	61	67
		Total Yards	311	266
		PA/PC/Int	23/9/1	22/12/0
		Punts/Avg	7/36.0	5/43.0
		Return Yards	81	78
		Fumbles/Lost	2/1	2/1
		Penalties/Yards	6/60	11/110
		Time of Possession	28:53	31:07
Second Quarter				
M	Hamilton, 28-yard Field Goal			
A&M	Bryant, 49-yard Field Goal			
Third Quarter				
A&M	Bryant, 47-yard Field Goal			
M	Hamilton, 26-yard Field Goal			
Fourth Quarter				
A&M	Bryant, 31-yard Field Goal			
A&M	Bryant, 37-yard Field Goal			
M	Toomer, 44-yard pass from Griese (Hamilton kick)			

Rushing — (M): Biakabutuka 24-94; Williams 7-36; Hayes 1-17; Griese 6-(-18); (A&M): Parker 21-56; Hardeman 6-41; Bernard 15-40; Connell 1-7; Pullig 2-(-14)

Passing — (M): Griese 9-23-182; (A&M): Pullig 12-22-136

Receiving — (M): Toomer 5-135; Hayes 2-35; Riemersma 1-10; Biakabutuka 1-2; (A&M): Hardeman 3-41; Connell 3-36; Parker 3-23; Sanders 2-30; Spiller 1-6

1997 Outback Bowl

vs. Alabama

Tampa, Florida

January 1, 1997

Attendance: 53,161

Alabama 3 0 0 14-17

Michigan 0 6 0 8-14

The highly-regarded defensive units of Michigan and Alabama were showcased in the New Year's Day Outback Bowl, but it was a Crimson Tide offense that led 'Bama to a 17-14 victory.


Michigan entered the game ranked 18th nationally in total defense while Alabama brought the No. 8 defense into the game. Neither unit disappointed.

The Wolverines held the Crimson Tide to 247 yards of total offense and effectively shut down Alabama for most of the game.

Alabama opened the game's scoring with a 43-yard Jon Brock field goal just 2:07 into the game.

Remy Hamilton knotted the game for Michigan with a 44-yard field goal with 8:03 left in the first half, then gave the Wolverines the lead with a 22-yard field goal 20 seconds before the intermission.

The turning point came as Michigan, already leading 6-3 early in the fourth quarter, worked a drive deep into Alabama territory. On third-and-five, quarterback Brian Griese, who started his first game of the season, attempted a short pass across the middle, but was deflected and intercepted by Alabama line-backer Dwayne Rudd. Rudd turned upfield and raced to an Outback Bowl record 88-yard interception return. The score, which came with



12:13 left in the game, gave the Crimson Tide a 10-6 lead that they never relinquished.

Alabama put the game away two possessions later when running back Shaun Alexander dashed 46 yards to put the Crimson Tide up 17-6 with 2:15 left in the game.

Griese hit receiver Russell Shaw with a nine-yard touchdown pass to end a nine-play, 80-yard drive with 1:16 left. After a pass-interference call, fullback Chris Floyd ran the ball in for a two-point conversion to bring Michigan to within three, 17-14.

The Crimson Tide recovered the onside kick and ran out the clock.

Michigan finished the game with 415 yards in total offense, but it was unable to put the ball in the end-zone. Three times the Wolverines failed to score after moving within the Alabama 35-yard line.

Griese completed 21-of-37 passes for 287 yards. He threw one touchdown and one interception.

SCORING

First Quarter		Team Stats	UM	AL
UA	Brock, 43-yard field goal	First Downs	22	13
Second Quarter		Net Yards Rushing	124	182
M	Hamilton, 44-yard field goal	Net Yards Passing	291	65
M	Hamilton, 22-yard field goal	Total Plays	79	53
Fourth Quarter		Total Yards	415	247
UA	Rudd, 88-yard interception return (Brock PAT)	PA/PC/Int	38/22/1	18/9/1
UA	Alexander, 46-yard run (Brock PAT)	Punts/Avg.	7/26.1	6/46.5
M	Shaw, nine-yard pass from Griese (Floyd run)	Return Yards	90	9
		Fumbles/Lost	3/0	2/1
		Penalties/Yards	6/47	8/42
		Time of Possession	34:32	25:28

Rushing — (M): C. Williams 12-58; Floyd 6-35; Howard 12-27; Griese 10-5; Shaw 1-(-1); (A): Alexander 9-99; Riddle 13-58; Foust 5-29; West 1-4; Kitchens 7-(-8)

Passing — (M): Griese 37-21-287; Woodson 1-1-4; (A): Kitchens 18-9-65

Receiving — (M): Shaw 6-84; Williams 5-113; Knight 3-41; Woodson 3-25; Streets 2-12; Tuman 1-6; Shea 1-6; Griese 1-4; (A): Alexander 3-4; Vaughn 2-27; Rutledge 1-13; Hape 1-12; Riddle 1-6; Hall 1-3

1998 Rose Bowl

vs. Washington State

Pasadena, California

January 1, 1998

Attendance: 101,219

Washington St. 7 0 6 3-16

Michigan 0 7 7 7-21

Michigan claimed its 11th national title with a 21-16 victory over Washington State at the Rose Bowl. The Wolverines' No. 1-ranked defense held the high-powered Cougars' offense to their lowest scoring output of the season, while Rose Bowl MVP Brian Griese completed 18-of-30 passes for 251 yards and three TDs.

WSU took a 7-0 first-quarter lead on a 15-yard touchdown pass from Ryan Leaf to wide receiver Kevin McKenzie.

U-M tied the score at seven entering the half as Griese threw a 53-yard touchdown pass to wideout Tai Streets.

After a Michigan punt pinned Washington State at the one-yard line, Leaf led a go-ahead 99-yard third-quarter scoring drive that ended with a 14-yard reverse by wide receiver Michael Tims. James Hall kept the deficit at 13-7 by blocking the extra point attempt.

The Wolverines' offense responded immediately as Griese and Streets connected on a 58-yard TD, their second long scoring play of the game. Kicker Craig Baker hit the PAT to give Michigan its first lead, 14-13.

After a defensive stop, U-M extended its lead to 21-13 as Griese rolled right and found tight end Jerame Tuman for the game-winning 23-yard touchdown.

WSU scored the games final points with 7:25 remaining as kicker Rian



Lindell hit a 48-yard field goal.

Holding a slim 21-16 lead, the Wolverines embarked on their most important drive of the season. U-M's 16-play series consumed 6:56 and saw Griese direct four third-down conversions. After lining up to attempt a potential 47-yard field goal, Jay Feely received the direct snap and proceeded to pooch punt.

Pinned deep at their seven-yard line with 29 seconds left, the Cougars added a little drama to the final moments. Leaf connected with Nian Taylor on a 46-yard pass play on third down to cross into Michigan territory. After a delay of game penalty, Leaf threw to Love Jefferson who lateralled the ball to Jason Clayton for a 36-yard gain to the U-M 16-yard line. WSU was unable to stop the clock as time ran out.

Dhani Jones recorded two sacks and a team-high 10 tackles, while Charles Woodson stopped a WSU drive with an endzone interception and recorded four PBUs. Offensively, Streets caught four passes for 127 yards and two TDs, and Chris Howard gained 70 yards rushing on 19 carries.

SCORING

First Quarter		Team Stats	WSU	UM
WS	McKenzie 15 pass from Leaf (Lindell kick)	First Downs	18	22
		Net Yards Rushing	28-67	41-128
		Net Yards Passing	331	251
Second Quarter		Total Plays	71	63
M	Streets 53 pass from Griese (Baker kick)	Total Yards	398	379
Third Quarter		PA/PC/Int	35/17/1	30/18/1
WS	Tims 14 reverse (Lindell kick block)	Punts/Avg.	6/40.3	6/30.5
M	Streets 58 pass from Griese (Baker kick)	Return Yards	1/2	5/56
Fourth Quarter		Fumbles/Lost	0/0	0/0
M	Tuman 23 pass from Griese (Baker kick)	Penalties/Yards	4/43	4/40
WS	FG Lindell 48	Time of Possession	27:46	32:14

Rushing — (M): Howard 19-70, Thomas 7-20, Griese 7-13, C Williams 2-12, Floyd 4-7, Woodson 2-6; (WSU): Black 7-24, Gilmore 8-20, Tims 1-14, Leaf 10-6, Clayton 2-3.

Passing — (M): Griese 18-30-1-251; (WSU): Leaf 17-35-1-331.

Receiving — (M): Shaw 6-49, Streets 4-127, Tuman 2-33, Howard 2-13, Thomas 1-14, Woodson 1-7, Campbell 1-7, Williams 1-1; (WSU): Jackson 5-89, McKenzie 5-78, McWashington 2-41, Tims 2-9, Taylor 1-46, Gilmore 1-42, Jefferson 1-8, Clayton 0-18.

1999 CompUSA Citrus Bowl

vs. Arkansas

Orlando, Florida

January 1, 1999

Attendance: 67,584

Arkansas 0 10 14 7-31

Michigan 3 21 0 21-45

The Michigan football team became the first Big Ten team to win the Citrus Bowl in five years with a 45-31 victory over No. 11 Arkansas. Trailing 31-24 with just 5:49 left in the game, the Wolverines rallied with 21 points in a span of 4:02 to win their 15th bowl game all-time.

Anthony Thomas led the Wolverines with three rushing touchdowns and 139 yards on the ground. Thomas was named Citrus Bowl Most Valuable Player for his performance, while linebacker Sam Sword was named the Michigan Defensive MVP by the media for his 11-tackle performance.

The Wolverines scored the games first points with 6:29 left in the first quarter when Jay Feely connected on a 43-yard field goal. Arkansas took a 7-3 lead on a 35-yard TD pass from Clint Stoerner to Michael Williams in the second quarter. Michigan responded with a two-yard touchdown run from Anthony Thomas, and a 46-yard interception return for a touchdown by linebacker Ian Gold. After Arkansas' Todd Latourette booted a 42-yard field goal to trim the Wolverine lead to 17-10, Michigan marched 69 yards in



just 1:38 and capped the drive with a five-yard touchdown run by Thomas. The Wolverines took a 24-10 lead into halftime.

The Razorbacks scored three consecutive second half touchdowns to take a 31-24 lead midway through the fourth quarter.

Trailing for the first time since an early 7-3 deficit, Michigan responded with three consecutive touchdowns of its own. Anthony Thomas tied the game at 31, on a one-yard run.

After the Wolverine defense forced the Razorbacks to punt on their next possession, Brady found DiAllo Johnson in the endzone from 21 yards out with 2:25 remaining.

U-M cornerback James Whitley sealed the victory with 1:47 remaining, intercepting a Stoerner pass and returning it 26 yards for a touchdown.

SCORING

First Quarter	
M	Feely 43-yard field goal
Second Quarter	
AR	M. Williams 35 pass from Stoerner (Latourette kick)
M	Thomas 2-yard run (Feely kick)
M	Gold 46-yard interception return (Feely kick)
AR	Latourette 42-yard field goal
M	Thomas 5-yard run (Feely kick)
Third Quarter	
AR	Chukwuma 2-yard run (Latourette kick)
AR	Chukwuma 1-yard run (Latourette kick)
Fourth Quarter	
AR	Davenport 9 pass from Stoerner (Latourette kick)
M	Thomas 2-yard run (Feely kick)
M	D. Johnson 21 pass from Brady (Feely kick)
M	Whitley 26-yard interception return (Feely kick)

Rushing — (M): Thomas 21-132, C. Williams 19-72, Coleman 1-3, Brady 5-(-3); (AR): Chukwuma 17-56, Hill 13-35, Stoerner 8-14, Branch 1-9, Norman 1-2.

Passing — (M): Brady 14-27-2-209; (AR): Stoerner 17-42-2-232.

Receiving — (M): Streets 7-129, C. Williams 2-15, Shea 2-10, Terrell 1-26, D. Johnson 1-21, Thomas 1-12, Campbell 1-11, Knight 1-6; (AR): M. Williams 7-90, Lucas 3-63, Smith 3-19, Morreale 1-36, Hill 1-14, Davenport 1-9, Chukwuma 1-1.

Team Stats	AR	UM
First Downs	20	21
Net Yards Rushing	40-116	46-204
Net Passing Yards	232	230
Total Plays	61	67
Total Yards	348	434
PA/PC/Int.	42/17/2	30/16/2
Punts/Avg.	7/33.9	5/40.0
Return Yards	81	78
Fumbles/Lost	0-0	1-1
Penalties/Yards	4/31	12/104
Time of Possession	28:43	31:17

2000 FedEx Orange Bowl

vs. Alabama

Miami, Florida

January 1, 2000

Attendance: 70,461

Michigan 0 7 21 0 7-35

Alabama 0 14 14 0 6-34


Michigan erased a pair of 14-point deficits in winning a thrilling 35-34 overtime game against Alabama in the 2000 FedEx Orange Bowl at Pro Player Stadium. The Wolverines played in, and won, their first overtime contest in school history.

With the score knotted at 28 at the end of regulation, Michigan scored on its initial play of overtime when quarterback Tom Brady found tight end Shawn Thompson on a 25-yard TD pass. Kicker Hayden Epstein hit the extra point to give U-M a 35-28 lead, its first of the contest.

On Alabama's first possession of overtime, Andrew Zow hit Antonio Carter with a 21-yard TD pass on the second play of the drive. However, Alabama's Ryan Pflugner pushed the extra point attempt wide right and Michigan claimed the victory.

Sophomore wide receiver David Terrell was named Orange Bowl MVP after setting career bests in receiving yards (150) and receiving touchdowns (three) as well as equaling his career-high in receptions (10). Brady capped his career with a career-best four TD passes on 34-of-46 passing for a UM bowl record 369 yards.

During regulation, Michigan trimmed the deficit to 14-7 with 58



seconds left in the first half when Brady hit Terrell on a 27-yard scoring strike.

Michigan held Alabama on its first offensive possession of the second half and marched 59 yards to even the score at 14. The Crimson Tide responded with back-to-back touchdowns from Shaun Alexander and Freddie Milons.

Michigan closed the gap when Brady and Terrell connected on a 20-yard TD pass with 5:42 left in the third quarter. After holding Alabama on its next possession, Michigan tied the game (28-28) as junior tailback Anthony Thomas scored on a three-yard run.

The Wolverines dominated the fourth quarter, but a fumble heading into the endzone for the go-ahead score and a blocked 36-yard field goal attempt on the final play of regulation, sent the game into overtime.

SCORING

Second Quarter		Overtime	
AL	Alexander 5-yard run (Pflugner kick)	M	Thompson 25-yard pass from Brady (Epstein kick)
AL	Alexander 6-yard run (Pflugner kick)	AL	Carter 21-yard pass from Zow (Pflugner kick failed)
M	Terrell 27-yard pass from Brady (Epstein kick)	Team Stats	
Third Quarter		UM	AL
M	Terrell 57-yard pass from Brady (Epstein kick)	First Downs	18 12
AL	Alexander 50-yard run (Pflugner kick)	Net Yards Rushing	23-37 37-184
AL	Milons 62-yard punt return (Pflugner kick)	Net Passing Yards	369 121
M	Terrell 20-yard pass from Brady (Epstein kick)	Total Plays	70 57
M	Thomas 3-yard run (Epstein kick)	Total Yards	406 305
		A/PC/Int.	47/35/0 20/13/0
		Punts/Avg.	8/43.4 9/34.4
		Return Yards	115 182
		Fumbles/Lost	2/1 1/0
		Penalties/Yards	10/115 18/132
		Time of Possession	32:08 27:52

Rushing — (M): Thomas 18-40; Henson 1-8; Gold 1-5; Brady 3-(-16). (AL): Alexander 25-161; Watts 4-15; Milons 2-11; Bohanon 1-4; McClintock 3-3; Zow 2-(-10).

Passing — (M): Brady 34-46-0-369; Henson 1-1-0-0. (AL): Zow 7-14-0-86; Watts 6-6-0-35.

Receiving — (M): Terrell 10-150; Shea 7-50; Walker 6-65; Thomas 4-2; Thompson 3-47; Knight 3-28; Joppru 1-24; Johnson 1-3. (AL): Carter 4-38; Milons 4-15; Alexander 2-21; Bowens 1-22; Jones 1-16; Buchanan 1-9.

2001 Capital One Florida Citrus Bowl

vs. Auburn

Orlando, Florida

January 1, 2001

Attendance: 66,928

Michigan	7	14	10	0-31
Auburn	0	14	7	7-28


An efficient passing offense and a relentless ground attack led Michigan to a 31-28 victory over Auburn in the 2001 Florida Citrus Bowl. Drew Henson completed 15-of-20 passes for 294 yards and a pair of touchdowns, while tailback Anthony Thomas rushed 32 times for 182 yards and two touchdowns.

On its second possession, Michigan brought a trick out of the bag, using a flea-flicker to fool the Tigers' defense and score a 31-yard touchdown pass from Henson to David Terrell. This 76-yard drive in 70 seconds set Michigan's efficient tempo for the game.

Auburn struck back early in the second quarter when senior quarterback Ben Leard hooked up with wideout Ronney Daniels on a 19-yard touchdown pass. Leard hit Clifton Robinson for a 20-yard touchdown on the Tigers' next drive. Leard threw for 394 yards on the day, mostly in an effort to keep up with the Wolverine offense.

Michigan scored the next three touchdowns of the game due in large part to Thomas' brutish running. He racked up two touchdowns and became U-M's all-time leading rusher and scorer.

In the midst of the Wolverines' offensive explosion, sophomore



safety Julius Curry and senior safety DeWayne Patmon each made key interceptions to halt Auburn drives into Michigan territory. Other defensive stars for the Wolverines included junior linebackers Eric Brackins and Larry Foote with 13 and eight tackles, respectively, and senior lineman Eric Wilson with six tackles and a sack.

Though Leard and junior running back Rudi Johnson tried to bring Auburn back, junior kicker Hayden Epstein connected on a 41-yard field goal towards the end of the third quarter, giving U-M a 31-21 lead. Auburn added another late touchdown, but Michigan recovered an onside kick with 2:22 remaining and held on for the victory.

SCORING

M	Terrell 31-yard pass from Henson (Epstein kick)	Team Stats	AU	UM
AU	Daniels 19-yard pass from Leard (Duval kick)	First Downs	23	21
AU	Robinson 20-yard pass from Leard (Duval kick)	Rushed-Yards	35-92	42-159
M	Askew 4-yard pass from Henson (Epstein kick)	Passing Yards	394	294
M	Thomas 11-yard run (Epstein kick)	Passes	28-37-2	15-20-0
M	Thomas 25-yard run (Epstein kick)	Total Offense	72-486	63-453
AU	Johnson 12-yard run (Duval kick)	Sacked-Yards Lost	2-15	5-45
M	Epstein 41-yard field goal	Punts	3-42.7	4-43.5
AU	Green 21-yard pass Leard (Duval kick)	Return Yards	91	78
		Fumbles-Lost	2-1	2-1
		Penalties-Yards	7-60	2-20
		Third Down Conv.	8-14	5-12
		Time of Possession	30:03	29:57

Rushing — (M): Thomas 32-182; Bellamy 3-16; Cross 1-0; Henson 6-(-36). (AU): Johnson 25-85; Evans 3-16; Robinson 1-4; Carter 2-(-2); Leard 4-(-11).

Passing — (M): Henson 15-20-0-294; Thomas 0-1-0-0. (AU): Leard 28-37-2-394.

Receiving — (M): Terrell 4-136; Walker 4-100; Thomas 4-32; Askew 3-26. (AU) Daniels 7-98; Willis 5-69; Evans 4-51; Green 4-49; Robinson 3-70; Carter 3-42; Johnson 2-15.

2002 Capital One Florida Citrus Bowl

vs. Tennessee

Orlando, Florida

January 1, 2002

Attendance: 59,653

Michigan	0	10	0	7-17
Tennessee	10	14	7	14-45

Tennessee won the first-ever meeting between the two schools and in the process ended Michigan's streak of four straight Jan. 1 bowl victories with a 45-17 win on New Year's Day. Tennessee scored the first 17 points of the game, then added another 21 unanswered points to start the second half.


B.J. Askew was named U-M's Offensive MVP and senior linebacker Larry Foote garnered the Defensive MVP by the media. UT quarterback Casey Clausen was named the game's Most Valuable Player.

Askew gained 71 rushing yards on nine carries and added a 14-yard touchdown on a screen pass. Marquise Walker caught five passes for 100 yards and junior/sophomore quarterback John Navarre completed 21-of-39 passes for 240 yards and two TDs.

Foote recorded a team-high nine tackles and two pass breakups with outside linebacker Victor Hobson adding eight stops.

Tennessee jumped out to a 17-0 lead on a 32-yard field goal by Alex Walls, a three-yard slant to Kelley Washington and Clausen's one-yard scramble to begin the second quarter.

Michigan trimmed the deficit to 17-7 as Navarre completed a 14-yard



screen pass to Askew for a touchdown. The punt rush team set up U-M's best field position of the game by forcing a six-yard punt by the Volunteers.

UT answered on the ensuing possession as Clausen scored his second straight TD on a one-yard keeper.

Utilizing their two-minute offense, the Wolverines moved inside the 10-yard line but settled for a 28-yard field goal by Hayden Epstein with 37 seconds left in the half.

The Volunteers struck quickly in the third quarter as Clausen completed a 64-yard TD pass to Witten that gave UT a 31-10 lead.

Tennessee scored a pair of touchdowns in the fourth quarter as Washington caught a 37-yard TD reception and Travis Stephens scored on a three-yard run.

The Wolverines found the end zone with 9:32 remaining as Navarre completed a 24-yard TD pass to wide receiver Calvin Bell.

SCORING

T	Walls 32-yard field goal	Team Stats	UM	UT
T	Washington 3-yard pass from Clausen (Walls kick)	First Downs	20	22
T	Clausen 1-yard run (Walls kick)	Rushed-Yards	31-103	37-97
M	Askew 14-yard pass from Navarre (Epstein kick)	Passing Yards	240	406
T	Clausen 1-yard run (Walls kick)	Passes	39-21-1	35-27-0
T	Witten 64-yard pass from Clausen (Walls kick)	Total Offense	70-343	72-503
T	Washington 37-yard pass from Clausen (Walls kick)	Sacked-Yard Lost	4-18	4-22
T	Stephens 3-yard run (Walls kick)	Punts	7-27.7	5-15.9
M	Bell 24-yard pass from Navarre (Epstein kick)	Return Yards	139	121
		Fumbles-Lost	4-2	3-1
		Penalties-Yards	6-42	3-32
		Third Down Conv.	6-16	7-13
		Time of Possession	25:47	34:13

Rushing — (M): Askew 9-71; Perry 17-39; Bell 1-11; Navarre 4-(-18). (T): Stallworth 2-44; Stephens 16-38; Scott 1-21; Fleming 2-5; Davis 3-4; Bartholomew 1-1; Tinsley 1-(-1); Houston 2-(-1); Clausen 9-(-14).

Passing — (M): Navarre 39-21-1-240. (T): Clausen 34-26-0-393; Washington 1-1-0-13.

Receiving — (M): Walker 5-100; Joppru 5-45; Seymour 4-35; Bell 2-29; Askew 2-23; Perry 2-3; Butler 1-5. (T): Stallworth 8-119; Witten 6-125; Washington 6-70; Graham 2-28; Brown 2-5; Parker 1-22; Stephens 1-19; Finlayson 1-18.

2003 Outback Bowl

vs. Florida

Tampa, Florida
January 1, 2003
Attendance: 65,101

Florida	0	16	7	7-30
Michigan	7	14	14	3-38

Michigan claimed a 38-30 victory in a back-and-forth affair against No. 22 Florida in the 2003 Outback Bowl at Raymond James Stadium.

Tailback Chris Perry earned Outback Bowl MVP honors after setting a bowl game record and a modern era U-M bowl record with four touchdowns. Perry matched his career high with 28 carries for 85 yards and four TDs, and added a career-best six receptions for 108 yards. Quarterback John Navarre completed 21-of-36 passes for a career-high 319 yards and one score.

Victor Hobson tallied a career-best 12 tackles and two tackles for loss, and secured the win with an interception on Florida's final drive.

Michigan took advantage of a Florida turnover as Perry scored on a four-yard touchdown run late in the first quarter. U-M gained possession at the Florida three-yard line after recovering an errant shotgun snap. Florida, however, answered to take a 13-7 lead early in the second quarter on a pair of TD runs by tailback Ernest Graham.

U-M took control of the game on a 12-play scoring drive as Perry leaped over the goal line on a fourth-down play from the one-yard line.

The Gators regained the lead, 16-14, with 1:37 left in the first half as placekicker Matt Leach connected on a 29-yard field goal, but Michigan responded to take a 21-16 halftime



advantage as Navarre completed an eight-yard touchdown pass to Bellamy with 27 seconds left.

Florida scored on its opening possession of the second half to gain a 23-21 lead. The Wolverines answered the Gators' TD and took the lead for good, 28-23, on a seven-yard TD run by Perry. U-M extended its lead to 35-23 as Perry scored his fourth TD of the game, a 12-yard run through the middle of the defense.

Florida trimmed the deficit to 35-30 with 8:21 remaining as Grossman fired a three-yard TD pass to tight end Aaron Walker.

On the Gator's next possession, a Hobson sack forced Florida to punt the ball away. U-M got the ball back and extended its lead to 38-30 with 2:20 left as kicker Adam Finley connected on a 33-yard field goal.

The Gators attempted to mount one final drive to tie the game. After reaching the Wolverine 37-yard line, Florida tried a wide receiver reverse pass, but it was intercepted by Hobson to seal Michigan's victory.

SCORING

	Team Stats	UF	UM
M Perry 4-yard run (Finley kick)	First Downs	28	17
F Graham 2-yard run (Leach kick)	Rushed-Yards	43-183	37-104
F Graham 1-yard run (Carthon rush failed)	Passing Yards	323	319
M Perry 1-yard run (Finley kick)	Passes	42-21-1	37-21-0
F Leach 29-yard field goal	Total Offense	85-506	74-423
M Bellamy 8-yard pass from Navarre (Finley kick)	Sacked-Yards Lost	4-20	1-4
F Ratliff 33-yard pass from Grossman (Leach kick)	Punts	8-257	9-347
M Perry 7-yard run (Finley kick)	Return Yards	111	116
M Perry 12-yard run (Finley kick)	Fumbles-Lost	2-2	1-0
F Walker 3-yard pass from Grossman (Leach kick)	Penalties-Yards	6-38	3-23
M Finley 33-yard field goal	Third Down Conv.	5-14	3-15
	Time of Possession	27:21	32:39

Rushing — (M): Perry 28-85, Bellamy 2-20, Askwé 2-9, Team 3-(-4), Navarre 2-(-6). (F): Graham 22-120, Carthon 6-56, Grossman 11-23, Ratliff 2-7, Fason 1-0, Team 1-(-23).

Passing — (M): Navarre 36-21-0-319, Team 1-0-0-0. (F): Grossman 41-21-0-323, Brown 1-0-1-0.

Receiving — (M): Perry 6-108, Joppru 6-80, Edwards 4-110, Bellamy 2-11, Askwé 2-6, Gonzales 1-4. (F): Jacobs 7-88, Carthon 3-65, Kight 3-52, Small 3-37, Walker 2-11, Ratliff 1-33, Troupe 1-27, Green 1-10.

2004 Rose Bowl

vs. Southern California

Pasadena, California
January 1, 2004
Attendance: 93,849

USC	7	7	14	0-28
Michigan	0	0	7	7-14


Top-ranked Southern California aired it out in a 28-14 win against No. 4 Michigan in the 90th Rose Bowl game, claimed its ninth Associated Press national title.

USC quarterback Matt Leinart, who was voted the game's most valuable player, completed 23 of his 34 pass attempts for 327 yards and three touchdowns. USC managed to score four receiving touchdowns on Michigan's top rated pass defense.

U-M quarterback John Navarre finished his career by completing 27 of his 46 passes for 271 yards and a touchdown. Navarre was sacked a season-high nine times. Tailback Chris Perry carried 23 times for 85 yards and one score. Braylon Edwards added 10 catches for 107 yards.

The Wolverines threatened on their opening possession of the game, as they moved from their own 20 to the Trojans' 21. However freshman kicker Garrett Rivas' 48-yard field goal attempt was blocked by USC Shaun Cody. The Trojans took over and needed just four plays to score. The TD came on a 25-yard strike down the left hashmarks to Keary Colbert.

Michigan began its next-to-last drive of the first half at its own 6. The Wolverines gained a first down, but on third-and-18 from their 9, Navarre's pass bounced off Edwards' heel and into the hands of USC line-backer Lofa Tatupu. On third down



from the six, Leinart tossed a soft pass to LenDale White in the left flat and he scrambled into the end zone for a 14-0 lead at the half.

Behind 21-0 early in the third quarter, Michigan answered with a 16-play, 76-yard drive. On second down from the USC five-yard line, Navarre fired a strike to tight end Tim Massaquoi. The touchdown pass was the 72nd of Navarre's career, breaking a tie with Elvis Grbac for the U-M all-time passing TD lead.

The Trojans answered with an eight-play, 72-yard drive to take a 28-7 lead. The Mike Williams took a reverse pitch and fired a 15-yard strike to a wide-open Leinart.

Michigan opened the fourth quarter with an 11-play, 85-yard drive to cut the USC lead to 28-14 with 11:06 remaining. From the two-yard line, Perry took a toss from Navarre and followed his blockers around the right side for the TD.

Leinart then fumbled a snap, which resulted in a turnover. Michigan was unable to take advantage and turned the ball over on downs. The Trojans ran out the clock.

SCORING

	Team Stats	USC	UM
SC Colbert 25-yard pass from Leinart (Killeen kick)	First Downs	19	25
SC White six-yard pass from Leinart (Killeen kick)	Rushed-Yards	25-68	38-49
SC Colbert 47-yard pass from Leinart (Killeen kick)	Passing Yards	342	271
M Massaquoi five-yard pass from Navarre (Rivas kick)	Passes	35-24-0	46-27-1
SC Leinart 15-yard pass from Williams (Killeen kick)	Total Offense	60-410	84-320
M Perry two-yard run (Rivas kick)	Sacked-Yards Lost	1-11	9-69
	Punts	3-46.7	4-44.0
	Return Yards	75	48
	Fumbles-Lost	2-1	3-0
	Penalties-Yards	3-22	2-10
	Third Downs	6-11	9-19
	Possession Time	25:34	34:26

Rushing — (SC): Bush 8-41, White 8-26, Dennis 7-17, Leinart 2-(-16). (M): Perry 23-85, Breaston 2-21, Rembert 1-1, Navarre 12-(-58).

Passing — (SC): Leinart 34-23-0-327, Williams 1-1-0-15. (M): Navarre 46-27-1-271.

Receiving — (SC): Williams 8-88, Colbert 6-149, Bush 2-42, Hancock 2-8, White 2-4, Guenther 1-19, Leinart 1-15, Smith 1-9, Kirtman 1-8. (M): Edwards 10-107, Breaston 6-61, Avant 4-61, Ecker 3-31, Perry 2-1, Massaquoi 1-5, Thompson 1-5.

2005 Rose Bowl

vs. Texas

Pasadena, California

January 1, 2005

Attendance: 93,468

Texas	7	7	7	17-38
Michigan	0	14	17	6-37


Dusty Mangum's 37-yard field goal as time expired gave No. 6 Texas a 38-37 win over No. 13 Michigan in the 91st Rose Bowl Game.

Braylon Edwards led U-M with 10 catches for 109 yards and three touchdowns. Edwards became the Big Ten's career receiving TD leader, closing his career with 39 scores to surpass the 37 TDs attained by former Wolverine Anthony Carter (1979-82).

After an early Texas touchdown, Edwards evened the score at 7-7 with 12:08 left in the second quarter on a 39-yard TD pass from Chad Henne along the left side of the Texas end zone. Edwards' scored was the 37th of his career, tying the Big Ten and U-M school record. The four-play scoring drive covered 50 yards in 1:39. Hart had runs of five, three and three yards to move the chains prior to the score.

Texas regained the lead at 14-7, then U-M took advantage of the game's first turnover and knotted the score at 14 prior to half as Henne tossed an eight-yard TD pass to Edwards.

The Wolverines gained their first lead of the game at 6:29 of the third quarter, 28-21, as Henne tossed a nine-yard TD pass to Edwards on a slant pass. U-M's balanced scoring drive moved 77 yards in 10 plays, with 40 yards coming through the air and 32 on the ground.



After a Michigan field goal, Texas quarterback Vince Young scored his third rushing TD of the game, a 10-yard run at 9:51 of the fourth quarter, and trimmed the deficit to 31-28.

The Wolverines boosted their lead to 34-28 with 6:09 left as Rivas converted a 32-yard field goal. U-M answered the UT score, moving 60 yards in 11 plays. However Texas quickly drove down the field for another score, taking a 35-34 lead.

Breaston began the Wolverines' next drive with a 53-yard kickoff return. It was his sixth kickoff return of the game for a total of 221 yards, setting Michigan and Rose Bowl records. Hart carried for 18 yards in the next three plays, ending on the 25-yard line, where Rivas completed the drive with a 42-yard field goal. This was his third field goal of the game, tying the Rose Bowl record.

Mangum capped the Longhorns' 10-play winning drive with his 37-yard field goal as time expired.

SCORING

		UT	UM
UT	Young 20-yard run (Mangum kick)	25	17
M	Edwards 39-yard pass from Henne (Rivas kick)	46-264	31-125
UT	Thomas 11-yard pass from Young (Mangum kick)	180	227
M	Edwards 8-yard pass from Henne (Rivas kick)	28-16-1	34-18-0
UT	Young 60-yard run (Mangum kick)	74-444	65-352
M	Breaston 50-yard pass from Henne (Rivas kick)	1-5	1-10
UT	Young 60-yard run (Mangum kick)	4-39.8	5-42.0
M	Breaston 50-yard pass from Henne (Rivas kick)	223	255
M	Edwards 9-yard pass from Henne (Rivas kick)	1-1	1-0
M	Rivas 44-yard field goal	5-40	9-67
UT	Young 10-yard run (Mangum kick)	12-17	6-14
M	Rivas 32-yard field goal	32:40	27:20
UT	Young 23-yard run (Mangum kick)		
M	Rivas 42-yard field goal		
UT	Mangum 37-yard field goal		

Rushing — (UT): Young 21-192, Benson 23-70, Matthews 1-1, Taylor 1-1. (M): Hart 21-83, Martin 3-18, Edwards 2-17, Breaston 3-15, Henne 2-(-8).

Passing — (UT): Young 28-16-1-180. (M): Henne 34-18-0-227.

Receiving — (UT): Scaife 5-68, Thomas 4-54, Jeffrey 4-38, Matthews 1-8, Taylor 1-7, Jones 1-5. (M): Edwards 10-109, Breaston 3-77, Massaquoi 2-19, Ecker 2-18, Hart 1-4.

2005 Alamo Bowl

vs. Nebraska

San Antonio, Texas

December 28, 2005

Attendance: 62,016

Michigan	7	7	7	7-28
Nebraska	7	7	3	15-32

The Wolverines were edged by the Nebraska Cornhuskers in a back-and-forth shootout at the 2005 Alamo Bowl. Despite relentless defensive pressure by Michigan (14 tackles for loss), the resilient Husker offense put up enough points for the victory. The San Antonio Alamodome saw two teams with a potent passing attack, and a plethora of self-inflicted wounds. Michigan and Nebraska combined for 15 penalties and five turnovers in the game. The Cornhuskers' Zac Taylor passed for 167 yards and three touchdowns, while Wolverine Chad Henne threw for 270 yards and 3 touchdowns.

Both teams got on the board quickly, with touchdowns on each team's opening drive of the game. Quarterback Zach Taylor hit receiver Terrance Nunn on a slant for a 52-yard score. On the ensuing kickoff, Steve Breaston had an Alamo Bowl record 69-yard return to the Nebraska 30. Shortly thereafter, Michigan capitalized with a 13-yard pass from Henne to tight end Tyler Ecker, knotting the score at 7-7.

Nebraska's next two possessions ended in interceptions on consecutive plays by cornerback Leon Hall, the Alamo Bowl Defensive MVP. Michigan was able to convert on one of those turnovers with a 16-yard touchdown pass from Henne to tight end Mike Massey. The Huskers responded with a seven-play, 70-yard



touchdown drive, on a Nate Swift 14-yard touchdown catch. As a result, both teams headed into halftime tied at 14.

With a 21-yard TD pass to Mario Manningham and a seven-yard touchdown scramble, Henne sparked 28-17 Wolverine lead with less than a quarter to play.

Nebraska responded with a 31-yard touchdown run by Cory Ross to pull within three points, 28-25, with 8:08 remaining.

Michigan turned the ball over three times in the final 16 minutes, twice on fumbles with under eight minutes remaining in the regulation and an end zone interception. Terrance Nunn caught his second score on a 13-yard reception for the winning margin following a ruled fumble that gave the Husker's possession at U-M's 17-yard line.

Michigan's remaining two possessions were thwarted, including a desperation lateral play that nearly went the distance as time expired.

SCORING

		UM	UN
N	Nunn 52-yard pass from Taylor (Congdon kick)	23	16
M	Ecker 13-yard pass from Henne (Rivas kick)	42-130	37-151
M	Massey 16-yard pass from Henne (Rivas kick)	270	167
N	Swift 14-yard pass from Taylor (Congdon kick)	43-21-1	31-14-2
N	Congdon 20-yard field goal	85-400	68-318
M	Manningham 21-yard pass from Henne (Rivas kick)	4-22	5-27
M	Henne 7-yard run (Rivas kick)	7-34.9	8-51.5
N	Ross 31-yard run (Peterson pass from Taylor)	258	91
N	Nunn 13-yard pass from Taylor (Congdon kick)	4-2	0-0
		6-49	9-76
		5-17	4-16
		31:21	28:39

Rushing — (M): Hart 19-74, Henne 13-38, Grady 5-17, Bass 3-4, Team 1-(-1), Breaston 1-(-2). (N): Ross 28-161, Lucky 1-3, Team 1-(-3), Taylor 7-(-10).

Passing — (M): Henne 43-21-1-270. (N): 31-14-2-167.

Receiving — (M): Avant 8-71, Manningham 3-28, Bass 3-24, Hart 2-35, Massey 2-18, Ecker 1-71, Bradley 1-15, Breaston 1-8. (N): Nunn 4-91, Swift 3-31, Hardy 3-27, Ross 3-8, Phillips 1-10.

2007 Rose Bowl

vs. USC

Pasadena, Calif.

January 1, 2007

Attendance: 93,852

USC	3	0	16	13-32
Michigan	0	3	0	14-18


Michigan was unable to overcome a pair of turnovers and 16 unanswered points in the third quarter to Southern California, losing 32-18 in the 93rd Rose Bowl Game. The Trojans snapped a 3-3 halftime tie and scored 16 unanswered points in the third quarter following a pair of turnovers by the Wolverines.

After a 26-yard field goal by Trojan kicker Mario Danelo, Michigan answered with one of its own, a 43-yard field goal by Garrett Rivas at 13:35 of the second quarter. Quarterback Chad Henne completed his first five passes of the drive for 50 yards before a pair of incomplete passes ended the series at the Trojans' 26-yard line.

The Trojans threatened on the following drive, but linebacker Shawn Crable stripped the ball from quarterback Josh Booty and defensive tackle Alan Branch recovered at the U-M 21-yard line. Both teams were held scoreless for the remainder of the half, entering halftime with a 3-3 tie.

The Trojans regained the lead in the third quarter, 10-3, on a two-yard touchdown pass from Booty to Chris McFoy. The USC lead was extended to 19-3 with a 22-yard hookup between Dwayne Jarrett and Booty and a 26-yard field goal by Danelo.

Michigan kept hope alive early in the fourth quarter as Henne completed an 11-yard touchdown pass to receiver Adrian Arrington. The scor-



ing drive covered 80 yards in eight plays, with Henne completing all six passes for 62 yards. Tailback Mike Hart rumbled into the end zone on the two-point conversion to trim the deficit to 19-11.

The Trojans answered with a 62-yard touchdown pass on a fly pattern from Booty to Jarrett and a seven-yard touchdown pass from Booty to Steve Smith, increasing the advantage to 32-11. The Wolverines would only respond with a 41-yard scoring pass from Henne to receiver Steve Breaston.

SCORING

	USC	UM
USC Danelo 26-yard field goal		
M Rivas 43-yard field goal		
USC McFoy 2-yard pass from Booty (Danelo kick)		
USC Jarrett 22-yard pass from Booty (Danelo kick failed)		
USC Danelo 26-yard field goal		
M Arrington 11-yard pass from Henne (Hart rush)		
USC Jarrett 62-yard pass from Booty (Danelo kick)		
USC Smith 7-yard pass from Booty (Danelo kick)		
M Breaston 41-yard pass from Henne (Rivas kick)		
Team Stats	USC	UM
First Downs	21	19
Rushed-Yards	23-48	27-12
Passing Yards	391	309
Passes	45-27-0	41-26-1
Total Offense	68-439	68-321
Sacked-Yards Lost	1-8	6-44
Punts	4-35.2	6-41.8
Return Yards	66	52
Fumbles-Lost	1-1	1-10
Penalties-Yards	3-27	2-20
Third Downs	8-15	7-15
Possession Time	30:02	29:58

Rushing — (USC): Gable 13-25, Bradford 4-19, Washington 2-8, Booty 4-(-4). (UM): Hart 17-47, Minor 2-3, Manningham 1-2, Henne 1-(-40).

Passing — (USC): Booty 45-27-0-391. (UM): Henne 41-26-1-309.

Receiving — (USC): Jarrett 11-205, Smith 7-108, Davis 3-39, McFoy 2-24, Gable 2-(-3), Brittingham 1-14, Bradford 1-4. (UM): Breaston 7-115, Manningham 6-78, Arrington 4-34, Hart 2-(-2), Butler 1-5.

2008 Capital One Bowl

vs. Florida

Orlando, Fla.

January 1, 2008

Attendance: 69,748

Michigan	7	14	7	13-41
Florida	7	7	14	7-35

In Lloyd Carr's final game as Michigan's head coach, the Wolverines battled to an emotional victory over ninth-ranked Florida in the 2008 Capital One Bowl. The game provided the graduating seniors their first post-season victory and improved Carr's 13-year head coaching record to 122-40.

Despite three turnovers inside the opposition's 5-yard line, the Maize and Blue recorded a season-high in points scored with a 41-35 triumph over the Gators. An aggressive Wolverine attack, which finished with 524 yards of total offense, struck on its first possession. After storming down the field 93-yards, Chad Henne collaborated with Mario Manningham on a 21-yard connection, giving the team a 7-0 advantage. Henne completed 25-of-39 attempts for 373 yards and three touchdowns on the day, earning the game's Most Valuable Player award.

After Florida stalled on their first possession, the Gator's answered with two consecutive scores to grasp a 14-7 lead, but Mike Hart evened the scoreboard with a 3-yard run in the second quarter. In his Michigan send-off, Hart carried the ball 32 times for 129 and two trips to the end zone. On the following drive, Terrance Taylor blocked a 35-yard field goal attempt, locking the score



until eight seconds remained in the half. Henne hit Adrian Arrington, his favorite target of the game, on a one-yard out to give the squad a 21-14 halftime lead. Arrington finished his career-day collecting 153 yards and a pair of touchdowns on nine receptions.

The Wolverines recovered their own kickoff to begin the second half, setting up Mike Hart's second touchdown and a 28-14 lead. Florida responded with two scores to level the match at 28-28, but Michigan claimed a 31-28 edge with a 37-yard field goal. Florida regained the lead 35-31, but Michigan tallied ten unanswered points to close the contest. Michigan's final touchdown resulted from a four play drive, highlighted by two spectacular Arrington catches for 37-yards and an 18-yard touchdown. Michigan drilled a 41-yard field goal between two Florida four-and-outs, sealing the Wolverine victory.

SCORING

	Team Stats	UM	UF
M Manningham 21-yard pass from Henne (Lopata kick)	First Downs	28	18
UF Harvin 10-yard pass from Tebow (Ijjas kick)	Rushed-Yards	47-151	32-230
UF Caldwell 18-yard pass from Tebow (Ijjas kick)	Passing Yards	373	169
M Hart 3-yard run (Lopata kick)	Passes	39-25-2	34-18-0
M Arrington 1-yard pass from Henne (Lopata kick)	Total Offense	86-524	66-399
M Hart 1-yard run (Lopata kick)	Sacked-Yards Lost	3-24	1-9
UF Tebow 1-yard run (Ijjas kick)	Punt	2-44.5	3-39.3
UF Caldwell 14-yard pass from Tebow (Ijjas kick)	Return Yards	139	102
M Lopata 37-yard field goal	Fumbles-Lost	4-2	1-0
UF Harvin 10-yard run (Ijjas kick)	Penalties-Yards	8-65	9-49
M Arrington 18-yard pass from Henne (Lopata kick)	Third Downs	10-15	2-11
M Lopata 41-yard field goal	Possession Time	32:18	27:42

Rushing — (UM): Hart 32-129, Manningham 7-53, Minor 1-(-2), Team 3-(-5), Henne 4-(-24). (UF): Harvin 13-165, Tebow 16-57, Moore 2-9, Team 1-(-1).

Passing — (UM): Henne 39-25-2-373. (UF): Tebow 33-17-0-154, Henry 1-1-0-15.

Receiving — (UM): Arrington 9-153, Mathews 7-62, Manningham 5-78, Butler 1-65, Hart 1-7, Hemingway 1-4, Moundros 1-4. (UF): Harvin 9-77, Caldwell 4-40, Hernandez 3-31, Ingram 1-17, Murphy 1-4.

2011 Gator Bowl

vs. Mississippi St.

Jacksonville, Fla.

January 1, 2011

Attendance: 77,497


Miss. St.	10	21	14	7-52
Michigan	14	0	0	0-14

The University of Michigan football team was unable to climb out from a first-half deficit at the 2011 Gator Bowl on New Year's Day, falling 52-14 to No. 21 Mississippi State at Everbank Field. The Wolverines were unable to even their all-time bowl record and finish the campaign with a 7-6 record.

Michigan took the opening kickoff and marched 78 yards in 10 plays to take a 7-0 lead on a 10-yard pass from Denard Robinson to Roy Roundtree. Robinson had two huge runs during the drive, a run of 24 yards into Bulldogs territory and a 22-yard scamper to the 11-yard line, while completing all three passes for 27 yards.

Mississippi State answered on its opening possession on a four-yard pass from Chris Relf to receiver Arceto Clark on third-and-goal. After holding the Wolverines on their second possession, the Bulldogs grabbed the lead, 10-7, on a 42-yard field goal by Derek Depasquale.

The Wolverines took the ensuing kickoff and regained the lead, 14-10, on a 27-yard touchdown pass to Martavious Odoms with 34 seconds left in the first quarter. The five-play drive covered 72 yards in 100 seconds. Robinson completed all



four passes for 72 yards, with each of the four completions coming to a different receiver.

The Bulldogs continued the scoring affair with 21 unanswered points to close out the first half, taking a 31-14 lead into the break.

The Michigan defense forced the Bulldogs into their first punt of the game on the opening series of the second half, and receiver Junior Hemingway gave U-M excellent field position as he returned the punt 33 yards to the Bulldogs' 23-yard line.

However, the Maize and Blue were unable to stage a comeback as MSU continued to score, closing out the game with six unanswered touchdown scores after the early Michigan lead to give the Bulldogs a 52-14 Gator Bowl victory.

SCORING

M	Roundtree 10-yard pass from Robinson (Gibbons kick)	Team Stats	MSU	UM
MSU	Clark 4-yard pass from Relf (DePasquale kick)	First Downs	26	17
MSU	DePasquale 42-yard field goal	Rushed-Yards	58-204	25-88
M	Odoms 27-yard pass from Robinson (Gibbons kick)	Passing Yards	281	254
MSU	Ballard 2-yard run (DePasquale kick)	Passes	23-18-1	41-27-1
MSU	Relf 1-yard run (DePasquale kick)	Total Offense	81-485	66-342
MSU	Sanders 15-yard pass from Relf (DePasquale kick)	Sacked-Yards Lost	0-0	1-19
MSU	Ballard 1-yard run (DePasquale kick)	Punt	2-94	1-11
MSU	Ballard 7-yard run (DePasquale kick)	Return Yards	57	225
MSU	Carr 31-yard pass from Relf (DePasquale kick)	Fumbles-Lost	0-0	1-1
		Penalties-Yards	3-23	5-40
		Third Downs	9-17	2-10
		Possession Time	35:15	24:45

Rushing — (MSU): Ballard 20-76, Perkins 9-40, Elliott 6-36, Relf 15-30, Marcus 7-24, Russell 1-(-2). (UM): Robinson 11-59, Shaw 4-19, Smith 7-13, Toussaint 2-5, Grady 1-(-8).

Passing — (MSU): Relf 23-18-1-281. (UM): Robinson 41-27-1-254.

Receiving — (MSU): Smith 4-46, Carr 3-65, Clark 3-45, Perkins 2-79, Sanders 2-23, Heavens 2-12, Ballard 2-11. (UM): Roundtree 9-53, Stonum 7-59, Hemingway 4-49, Koger 2-42, Smith 2-17, Odoms 1-27, Toussaint 1-5, Shaw 1-2.

2012 Sugar Bowl

vs. Virginia Tech

New Orleans, La.

January 3, 2012

Attendance: 64,512


Michigan	0	10	7	3	3-23
----------	---	----	---	---	------

Virginia Tech	3	3	3	11	0-20
---------------	---	---	---	----	------

Brendan Gibbons drilled a 37-yard field goal in the first overtime session to give the University of Michigan football team (No. 13 AP/No. 12 USA Today Coaches) a 23-20 victory over Virginia Tech (No. 17 AP/No. 11 USA Today) on Jan. 3, 2012, in the 78th annual Allstate Sugar Bowl at the Mercedes-Benz Superdome. The triumph is U-M's first at the Sugar Bowl.

Virginia Tech had more than double Michigan's total yards, 377-184, and had 22 first downs to Michigan's 12 but settled for four field goals in regulation by third-string kicker Justin Myer, who tied the game with a 25-yard field goal with two seconds left before missing from 37 yards out in the opening possession of overtime.

Denard Robinson highlighted the offense with a pair of touchdown passes -- from 45 and 18 yards -- to wideout Junior Hemingway, the game MVP. Robinson finished 9-for-21 for 117 yards passing and threw an interception. He rushed 13 times for a season-low 13 yards. Meanwhile on defense, safety Jordan Kovacs, linebacker Desmond Morgan and defensive lineman Mike Martin notched 11, 10 and 10 tackles, respectively.



Virginia Tech quarterback Logan Thomas, who was 19-of-28 for 214 yards with one interception, scored the Hokies' only touchdown on a one-yard keeper, capping a 16-play drive with 10:22 remaining in regulation. Virginia Tech then tied the game at 17-all after a successful two-point conversion.

Hokies receiver Danny Coale had eight catches for 117 yards and nearly made a spectacular diving catch for a touchdown in overtime. Coale held on to the ball for what was initially ruled a score, but the play was overturned on video review, which showed the receiver narrowly landed on the sideline. The result of that third-down play forced Tech to try for Myer's failed field goal.

Michigan then ran three consecutive runs to set up Gibbons in the middle of the field for the game-winner.

SCORING

VT	Myer 37-yard field goal	Team Stats	UM	VT
VT	Myer 43-yard field goal	First Downs	12	22
M	Hemingway 45-yard pass from Robinson (Gibbons kick)	Rushed-Yards	30-56	48-163
M	Gibbons 24-yard field goal	Passing Yards	128	214
M	Hemingway 18-yard pass from Robinson (Gibbons kick)	Passes	22-10-1	28-19-1
VT	Myer 36-yard field goal	Total Offense	184	377
VT	Thomas 1-yard run (Davis pass from Thomas)	Sacked-Yards Lost	2-4	3-25
M	Gibbons 39-yard field goal	Punt	5-181	1-36
VT	Myer 25-yard field goal	Return Yards	60	115
M	Gibbons 37-yard field goal	Fumbles-Lost	2-0	1-1
		Penalties-Yards	4-26	7-68
		Third Downs	4-13	6-15
		Possession Time	23:10	36:50

Rushing — (UM): Toussaint 13-30, Robinson 13-13, Gallon 1-7, Odoms 1-5, Smith 1-2, Team 1-(-1). (VT): Wilson 24-82, Thomas 16-53, Oglesby 7-35, Coale 1-(-7).

Passing — (UM): Robinson 21-9-1-117, Dileo 1-1-0-11. (VT): Thomas 28-19-1-214.

Receiving — (UM): Hemingway 2-63, Koger 2-9, Toussaint 1-14, Glanda 1-11, Grady 1-11, Roundtree 1-10, Smith 1-7, Gallon 1-3. (VT): Coale 8-117, Boykin 4-30, Coles 2-31, Drager 1-15, Davis 1-11, Martin 1-5, Wilson 1-3, Phillips 1-2.

2013 Outback Bowl

vs. South Carolina

Tampa, Fla.

January 1, 2013

Attendance: 54,527

South Carolina 14 7 0 12-33

Michigan 3 10 9 6-28

After claiming two fourth-quarter leads, the University of Michigan football team fell to South Carolina (No. 11 AP/No. 10 USA Today), 33-28, on Tuesday, Jan. 1, 2013, in the Outback Bowl at Raymond James Stadium. The Gamecocks scored a touchdown with 11 seconds remaining to secure their second straight 11-win season.

The Wolverines took a one-point advantage with less than four minutes left on a touchdown reception by senior/junior receiver Jeremy Gallon, but Michigan was unable to halt South Carolina's game-winning drive.

Junior quarterback Devin Gardner threw for 214 yards and three scores, while Gallon caught a career-high nine passes for 145 yards and two touchdowns.

Senior quarterback Denard Robinson totaled a team-high 100 rushing yards and claimed first place on the all-time NCAA quarterback rushing list with 4,495 yards, passing Pat White (4,480) from West Virginia.

Michigan had the ball and a one-point lead (22-21) when the Maize and Blue regained possession with 10 minutes remaining in the game. On a fourth-and-four, Michigan faked a punt and narrowly gained a first down. On the next play, Jadeveon Clowney hit senior running back Vincent Smith as he took the handoff, causing a fumble that Clowney



recovered.

South Carolina quarterback Connor Shaw connected with Sanders on the first South Carolina play for a 30-yard touchdown pass to reclaim the lead, 27-22, with eight minutes to go.

On the ensuing Michigan possession, the Wolverines picked up four first downs, before Gardner found Gallon in the end zone for the second time on the afternoon. The score gave Michigan its second lead, 28-27, with 3:29 remaining in the contest.

The Gamecocks marched the ball down the field in the final minutes, scoring a 32-yard touchdown with 11 seconds remaining to take a 33-28 advantage, leaving the Wolverines without time to respond as the final seconds elapsed.

SCORING

SC	Byrd 56-yard pass from Shaw (Yates kick)
M	Gibbons 39-yard field goal
SC	Sanders 63-yard punt return (Yates kick)
M	Dileo 5-yard pass from Gardner (Gibbons kick)
SC	Sanders 4-yard pass from Thompson (Yates kick)
M	Gibbons 40-yard field goal
M	Wile 52-yd field goal
M	Gallon 10-yd pass from Gardner (Gardner pass int.)
SC	Sanders 31-yard pass from Shaw (Shaw pass failed)
M	Gallon 17-yd pass from Gardner (Smith rush failed)
SC	Ellington 32-yd pass from Thompson (Thompson pass failed)

Rushing — (SC): Shaw 10-96, Miles 5-1, Thompson 2-(-12). (U-M): Robinson 23-100, Gardner 12-24, Dileo 1-7, Smith 6-6, Hayes 2-0.

Passing — (SC): Shaw 26-18-0-224, Thompson 10-7-0-117. (U-M): Gardner 36-18-1-214.

Receiving — (SC): Sanders 9-92, Miles 4-22, Jones 3-78, Byrd 2-63, Ellington 2-36, Carson 2-1, Cunningham 1-37, Anderson 1-7, Davis 1-5. (U-M): Gallon 9-145, Roundtree 3-27, Dileo 3-22, Smith 1-9, Robinson 1-7, Funchess 1-4.

Team Stats	UM	SC
First Downs	24	17
Rushed-Yards	45-141	17-85
Passing Yards	214	341
Passes	18-37-1	25-36-0
Total Offense	335	426
Sacked-Yards Lost	3-18	3-22
Punts	3-48.0	3-41.0
Return Yards	75	208
Fumbles-Lost	3-1	1-1
Penalties-Yards	4-55	5-44
Third Downs	8-19	3-10
Possession Time	37:59	22:01

2013 Buffalo Wild Wings Bowl

vs. Kansas State

Tempe, Ariz.

December 28, 2013

Attendance: 53,284

Michigan 3 3 0 8-14

Kansas State 14 7 0 10-31

The University of Michigan football team fell to Kansas State, 31-14, on Saturday (Dec. 28) in the Buffalo Wild Wings Bowl. Freshman quarterback Shane Morris, who made his first career start in place of the injured Devin Gardner, tallied 239 yards total offense for Michigan, while safety Thomas Gordon led the way with nine tackles.

Kansas State's Tyler Lockett accumulated five catches for 63 yards and three touchdowns in the first half after leading the Wildcats with more than 1,100 yards and eight scores during the regular season.

Morris completed 15-of-19 first-half passes for 121 yards, but the Michigan offense was unable to reach the end zone and went into the half down 21-6.

The Wolverines defense stepped up in the third frame, as linebacker Jake Ryan forced a fumble that was recovered by Mario Ojemudia, marking the first turnover of the contest, with less than two minutes remaining in the third.

Kansas State got the ball back and drove down to the U-M five-yard line early in the final quarter, but the Wildcats were stopped there and forced to settle for a 22-yard field goal. This made the score 24-6 with less than 10 minutes remaining in the game.

Later in the quarter, a Morris' pass



attempt was intercepted by Dante Barnett and returned 51 yards deep into Michigan territory. Two plays later, the Wildcats extended their lead to 31-6 following a one-yard scoring plunge.

The U-M offense finally found the end zone on its final drive, which featured a 40-yard run by Morris. Running back Fitzgerald Toussaint scored the touchdown in his final game, turning the corner from just three yards out. Following a successful two-point conversion attempt, the score was 31-14 with just a minute and a half remaining.

During the last Michigan drive, fifth-year senior receiver Jeremy Gallon set the single-season program record for receiving yardage. He passed Braylon Edwards, whose 1,330 yards in 2004 marked the previous record. Gallon finished his final season with 89 receptions, 1,373 yards and nine scores.

SCORING

KS	Lockett 6-yard pass from Waters (Patterson kick)
M	Wile 22-yard field goal
KS	Lockett 29-yard pass from Waters (Patterson kick)
M	Wile 26-yard field goal
KS	Lockett 8-yard pass from Waters (Patterson kick)
KS	Patterson 22-yard field goal
M	Toussaint 3-yard rush (Hayes reception)

Team Stats	KS	UM
First Downs	21	15
Rushed-Yards	36-149	15-65
Passing Yards	271	196
Passes	21-28-0	24-38-1
Total Offense	420	261
Sacked-Yards Lost	1-2	2-11
Punts	1-45	5-204
Return Yards	3-1	0-0
Fumbles-Lost	2-1	1-0
Penalties-Yards	6-64	6-39
Third Downs	7-11	4-11
Possession Time	34:04	24:56

Rushing — (KS): Hubert 16-80, Waters 12-42, Sams 4-23, Lockett 1-4, Rose 2-2, Team 1-(-2). (UM): Morris 4-43, Funchess 2-14, Smith 4-7, Green 1-5, Toussaint 2-2, Hayes 1-(-1), Gallon 1-(-5).

Passing — (KS): Waters 27-21-0-271, Sams 1-0-0-0. (UM): Morris 38-24-1-196.

Receiving — (KS): Lockett 10-116, Thompson 4-56, Sexton 3-37, Gronkowski 1-46, McDonald 1-9, Miller 1-5, Hubert 1-2. (UM): Gallon 9-89, Butt 3-33, Hayes 3-22, Funchess 2-21, Dileo 2-9, Chesson 2-8, Norfleet 1-9, Houma 1-5, Toussaint 1-0.

2016 Citrus Bowl

vs. Florida

Orlando, Florida

January 1, 2016

Attendance: 63,113


Michigan	7	10	14	10-41
Florida	7	0	0	0-7

The Michigan football team defeated Florida, 41-7, on Saturday (Jan.1) in the Buffalo Wild Wings Citrus Bowl. Graduate student quarterback Jake Rudock, who completed 20-of-30 (64.5%) pass attempts on the day, tallied 307 yards total offense for Michigan. Junior runningback De'Veon Smith led the team in carries, with 25 rush attempts for 111 yards.

Rudock closed his collegiate career with an impressive effort at Citrus Bowl Stadium, the same field where he clinched a state and national championship with St. Thomas Aquinas High School. The game MVP, as voted by the media, Rudock completed 20-of-31 passes for 278 yards and three touchdowns, becoming just the second Michigan quarterback to throw for 3,000 yards in a single season (John Navarre, 2003).

Leading 17-7 at halftime, the Wolverines scored on their first two possessions of the third quarter -- the first on a three-yard slant to receiver Grant Perry (5 receptions, 51 yards) and the second on a two-yard plunge from fullback Sione Houma to claim a 31-7 lead.

Rudock started the fourth quarter where he left off, tossing a seven-yard touchdown to tailback Drake Johnson (58 rushing yards on six carries, two total touchdowns), before kicker



Kenny Allen closed the scoring with a 25-yard field goal with 6:42 to play.

In the first half, Florida leaned heavily on QB Treon Harris and a series of trick plays to convert 7-of-9 third downs. Harris' scrambling ability yielded more than five yards per carry, but his inconsistency through the air (8-17-1, 146 yards) and two red-zone interceptions proved ominous.

Harris did not complete a second half pass, finishing the game 8-of-21 with one interception and 55 yards on 11 carries. Michigan held Florida to 28 yards in the second half and 0-for-4 on third downs. Defensive lineman Chris Wormley's 2.5 tackles for a loss led the Michigan defense with the Wolverines recording six TFLs in the game. Linebacker Joe Bolden had a team-high seven total tackles.

SCORING

M	D. Johnson 4-yard run (Allen kick)	Team Stats	FL	UM
FL	T. Harris 2-yard pass from Callaway (MacInnes kick)	First Downs	14	28
M	Chesson 31-yard pass from Rudock (Allen kick)	Rushed-Yards	27-118	46-225
M	Allen 21-yard field goal	Passing Yards	155	278
M	Perry 3-yard pass from Rudock (Allen kick)	Passes	10-25-2	20-31-0
M	Houma 2-yard run (Allen kick)	Total Offense	273	503
M	D. Johnson 8-yard pass from Rudock (Allen kick)	Sacked-Yards Lost	0-0	2-24
M	Allen 25-yard field goal	Punts	4-216	1-57
		Return Yards	153	40
		Fumbles-Lost	0-0	2-0
		Penalties-Yards	7-66	4-30
		Third Downs	7-13	9-12
		Possession Time	21:22	38:38

Rushing — (FL): Harris 11-55, Taylor 11-50, Cronkrite 3-17, Bryan 1-(-1), Grady 1-(-3). (UM): Smith 25-109, Johnson 6-58, Houma 9-32, Rudock 4-29, Team 2-(-3).

Passing — (FL): Harris 21-8-1-146, Grady 2-1-0-7, Callaway 1-1-0-2, Townsend 1-0-0-0. (UM): Rudock 31-20-0-278.

Receiving — (FL): Callaway 5-75, Powell 1-26, Thompson 1-20, Robinson 1-17, Cronkrite 1-15, Harris 1-2. (UM): Chesson 5-118, Perry 5-51, Butt 3-34, Darboh 2-24, Johnson 2-10, Hill 1-24, Bunting 1-17, Smith 1-0.

2016 Orange Bowl

vs. Florida State

Miami Gardens, Florida

December 30, 2016

Attendance: 67,432

Michigan	3	3	9	17-32
Florida State	17	3	0	13-33

The No. 6-ranked Wolverines and No. 10 Seminoles produced an instant classic, with FSU escaping with the win, 33-32, in the Orange Bowl.

U-M fought valiantly to claim a 30-27 lead with 1:57 left to play after FSU built a 27-15 lead with less than eight minutes remaining in the game. Michigan scored a pair of touchdowns only to see Florida State score the winning TD with 36 seconds left.

Trailing by 14 entering the third quarter, Michigan drove to FSU's 10-yard line before Kenny Allen converted a 37-yard field goal.

Later in the quarter, the defensive pressure broke through as Mike McCray picked off a pass and returned it for a touchdown. U-M was unable to convert the two-point try, making the score 20-15.

On third-and-22, FSU's Dalvin Cook slipped a tackle and rumbled 71 yards to U-M's 16-yard line. Three plays later, Francois ran into the end zone to give FSU a 27-15 lead.

With less than eight minutes to play, Michigan took the ball at FSU's 37 after a targeting penalty on a punt. U-M converted two third downs, the final one as Wilton Speight found Khalid Hill for a TD, cutting the deficit to 27-22 with 5:22 to play.

U-M's defense forced a three-and-out, getting the ball back with 4:14 remaining. Two plays after a third-down run by Speight, Chris Evans



2016 CAPITAL ONE ORANGE BOWL • 12-30-16 • HARD ROCK STADIUM

broke through the line for a 30-yard score. Speight found Amara Darboh on the two-point attempt, giving U-M a 30-27 lead with 1:57 to play.

On the ensuing kickoff, FSU's Keith Gavin broke a tackle and ran 66 yards to U-M's 34-yard line. On third down, Francois found Nyquan Murray on a fade for the touchdown and a 33-30 lead with 36 seconds left. The extra point was blocked and Josh Metellus returned it for a defensive conversion, making the score 33-32 in favor of the Seminoles.

Michigan was come-from-behind again as a fourth-down pass was intercepted to seal the game.

With Jabrill Peppers unable to play after sustaining an injury the day before the game, FSU raced out to a 17-3 lead after the first quarter.

U-M tallied its first half points on a 19- and 28-yard field goals by Allen.

Speight finished 21-of-38 for 163 yards and a touchdown. Evans led the ground game with eight carries for 49 yards and one TD.

SCORING

FSU	Cook 2-yard run (Aguayo kick)	Team Stats	UM	FSU
M	Allen 19-yard field goal	First Downs	16	15
FSU	Aguayo 92-yard field goal	Rushed-Yards	36-89	35-149
FSU	Murray 42-yard pass from Francois (Aguayo kick)	Passing Yards	163	222
M	Allen 28-yard field goal	Passes	21-38-1	9-27-1
FSU	Aguayo 38-yard field goal	Total Offense	273	503
M	Allen 37-yard field goal	Sacked-Yards Lost	0-0	2-24
M	McCray 14-yard interception return (Speight pass failed)	Punts	4-216	1-57
FSU	Francois 3-yard run (Aguayo kick)	Return Yards	153	40
M	Hill 8-yard pass from Speight (Allen kick)	Fumbles-Lost	0-0	2-0
M	Evans 30-yard run (Darboh pass from Speight)	Penalties-Yards	7-66	4-30
FSU	Murray 12-yard pass from Francois (Aguayo kick)	Third Downs	7-13	9-12
M	Metellus blocked PAT return	Possession Time	21:22	38:38

Rushing — (UM): Evans 8-49, Smith 16-36, McDoom 1-6, Higdon 4-3, Chesson 1-2, Speight 6-(-7). (FSU): Cook 20-145, Francois 10-9, Patrick 1-2, Stevenson 1-0, Team 3-(-7).

Passing — (UM): Speight 38-21-1-163. (FSU): Francois 27-9-1-222.

Receiving — (UM): Darboh 5-36, Chesson 4-31, Bunting 3-40, Butt 3-28, Smith 3-7, Hill 2-13, Wheatley 1-8. (FSU): Cook 3-62, Rudolph 3-33, Murray 2-104, Whitfield 1-23.

2018 Outback Bowl

vs. South Carolina

Tampa, Florida

January 1, 2018

Attendance: 45,687

Michigan	6	3	10	0-19
USC	0	3	13	10-26

Five second-half turnovers were costly as South Carolina scored 23 unanswered points in a 26-19 comeback victory over Michigan in the Outback Bowl.


The Wolverines led 19-3 late in the third quarter but the Gamecocks took momentum and responded with touchdowns on three straight drives.

Following a first-half defensive struggle, Michigan marched 66 yards on its first possession of the third quarter, scoring the game's first touchdown when Ben Mason bullied his way into the end zone from one yard out, giving Michigan a 16-3 lead.

Noah Furbush proceeded to intercept Jake Bentley on the next possession and returned the ball to USC's 27-yard line. Michigan couldn't capitalize as Karan Higdon fumbled on the four-yard line. The defense produced another three-and-out and increased its lead to 19-3 as Quinn Nordin buried a 48-yarder.

South Carolina began its rally as Rico Dowdle scampered into the end zone from 17 yards out; the two-point conversion attempt failed to make the score 19-9. Michigan then fumbled on a handoff exchange and South Carolina responded immediately as Bentley found Bryan Edwards for a touchdown on the very first play after the turnover to make the deficit 19-16 entering the fourth quarter.

USC then took its first lead of the game, 23-19, as Bentley found Shi



Smith for a 53-yard scoring strike with 11:33 to play.

Michigan tried to answer and drove deep into South Carolina territory, but the scoring opportunity ended as Brandon Peters' pass was intercepted by JaMarcus King in the end zone. The Wolverines forced a punt following the turnover but Donovan Peoples-Jones fumbled and the Gamecocks recovered on U-M's 14-yard line. The defense held USC to a field goal to keep the deficit within one score, 26-19, with 3:47 to play.

U-M was unable to answer on the final two drives, turning the ball over on downs and throwing an interception.

Both teams' defenses exerted control from the outset but U-M benefited from a trio of USC miscues, converting three field goals from Nordin (35, 26, 45) during the opening 30 minutes into a 9-3 halftime advantage. South Carolina got on the board with 8:45 to play in the second quarter when Parker White connected from 44 yards out.

SCORING

M	Nordin 35-yard field goal	Team Stats	UM	SC
M	Nordin 26-yard field goal	First Downs	17	13
SC	White 44-yard field goal	Rushed-Yards	33-74	26-61
M	Nordin 45-yard field goal	Passing Yards	203	239
M	Mason 1-yard run (Nordin kick)	Passes	21-45-2	19-32-1
M	Nordin 48-yard field goal	Total Offense	277	300
SC	Dowdle 17-yard run (Bentley pass failed)	Sacked-Yards Lost	2-16	3-21
SC	Edwards 21-yard pass from Bentley (White kick)	Punts	7-244	8-307
SC	Smith 53-yard pass from Bentley (White kick)	Return Yards	74	50
SC	White 22-yard field goal	Fumbles-Lost	3-3	2-2
		Penalties-Yards	6-40	7-68
		Third Downs	2-17	2-14
		Possession Time	34:17	25:43

Rushing — (UM): Higdon 17-65, Evans 9-24, Mason 1-1, Peoples-Jones 1-(-5), Peters 5-(-11). (SC): Dowdle 6-45, Turner 6-14, Williams 3-11, Denson 1-4, Bentley 6-(-1), Hurst 2-(-6), Team 2-(-6).

Passing — (UM): Peters 44-20-2-186, O'Korn 1-1-0-17. (SC): 32-19-1-239.

Receiving — (UM): Peoples-Jones 6-58, Crawford 5-61, Gentry 2-27, McKeon 2-16, Collins 2-15, Evans 2-11, Higdon 1-11, Schoenle 1-4. (SC): Edwards 5-88, Davis 4-23, Smith 3-59, Hurst 3-41, Dowdle 3-32, Williams 1-(-4).

2018 Chick-fil-A Peach Bowl

vs. Florida

Atlanta, Georgia

December 29, 2018

Attendance: 74,006

Florida	3	10	14	14-41
Michigan	7	3	0	5-15

The No. 10-ranked Gators ran for 257 yards to spoil No. 7-ranked Michigan's first-ever Chick-Fil-A Peach Bowl game in a 41-15 final from Atlanta, Ga. It marked Florida's first victory against the Wolverines in five tries.

Trailing 10-6, Florida scored touchdowns on three of four possessions spanning the second and third quarters to claim a 27-10 lead.

Florida got on the board on its second drive of the game, utilizing a variety of quick passes to get inside the five-yard line before stalling and settling for a 21-yard field goal from Evan McPherson.

On the ensuing series, U-M drove 75 yards on nine plays to claim a 7-3 lead on a nine-yard strike from Shea Patterson to Donovan Peoples-Jones with 2:03 left in the first quarter. The big play came on a 41-yard catch by Nico Collins to Florida's 21 yard line.

Michigan once again held Florida to another field goal, a 26-yarder by McPherson at the start of the second quarter to cut the deficit to 7-6.

J'Marick Woods blocked a punt and Jordan Glasgow recovered the ball on UF's 30-yard line, leading to a Jake Moody 48-yard field goal and a 10-6 lead with 5:56 left in the half.

Florida answered and reclaimed a 13-10 lead thanks to the running of QB Felipe Franks. Franks led an eight-play, 75-yard drive, finishing with a 20-yard keeper for a margin they would take into halftime.

In the third quarter, Florida scored



touchdowns on two of its three possessions to gain a 27-10 lead with 2:34 remaining in the stanza.

Michigan got back on the board with a 26-yard field goal from Moody with 12:16 left in regulation.

Florida delivered a dagger, however, on a third-and-20 when Lamical Perine broke through for a 53-yard touchdown for a 34-13 lead with 9:21 remaining.

Khaleke Hudson earned U-M's second blocked punt of the contest with the ball rolling out of the back of the end zone for a safety and a 34-15 score. U-M got the ball back but a deflected pass was returned for a touchdown by Chauncy Gardner-Johnson to cap the scoring.

Patterson completed 22-of-36 passes for 236 yards while Peoples-Jones and Collins led the receivers with eight and five catches, respectively.

SCORING

UF	McPherson 21-yard field goal	Team Stats	UF	UM
M	Peoples-Jones 9-yard pass from Patterson (Moody kick)	First Downs	15	18
UF	Moody 48-yard field goal	Rushed-Yards	40-257	30-77
UF	Franks 20-yard run (McPherson kick)	Passing Yards	170	249
UF	Perine 5-yard pass from Franks (McPherson kick)	Passes	14-24-0	23-37-2
UF	Scarlett 1-yard run (McPherson kick)	Total Offense	427	326
M	Moody 26-yard field goal	Sacked-Yards Lost	3-17	5-27
UF	Perine 53-yard run (McPherson kick)	Punts	4-113	4-164
M	Team Safety	Return Yards	100	79
UF	Gardner-Johnson 30-yard int. return (McPherson kick)	Fumbles-Lost	0-0	1-0
		Penalties-Yards	5-40	4-22
		Third Downs	8-16	6-15
		Possession Time	31:19	28:41

Rushing — (UF): Perine 6-76, Franks 14-74, Scarlett 9-59, Toney 2-36, Jones 4-14, Team 1-(-1), Pierce 4-(-1). (UM): Turner 7-32, Evans 7-20, Milton 1-11, Wilson 3-9, Patterson 10-5, Mason 2-0.

Passing — (UF): Franks 13-23-0-173, Jefferson 1-1-0-(-3). (UM): Patterson 22-36-2-236, Milton 1-1-0-13.

Receiving — (UF): Jefferson 4-64, Perine 4-22, Hammond 2-61, Lewis 1-28, Toney 1-0, Grimes 1-(-2), Franks 1-(-3). (UM): Peoples-Jones 8-71, Collins 5-80, Gentry 2-39, Perry 2-16, Black 2-15, Wilson 2-6, Turner 1-16, Evans 1-6.

2020 Vrbo Citrus Bowl

vs. Alabama

Orlando, Florida

January 1, 2020

Attendance: 59,746

#17 Michigan 10 6 0 0-16

#9 Alabama 7 7 7 14-35

The No. 17-ranked Wolverines built a 16-14 halftime lead at the Vrbo Citrus Bowl, but No. 9 Alabama scored 21 unanswered points in the second half to defeat the Wolverines, 35-16, at Camping World Stadium.


Michigan used a strong rushing attack in scoring on its final four possessions of the first half, getting a touchdown and three field goals to build its two-point halftime advantage. The Wolverines ran for 135 yards on 27 carries while accumulating 286 yards in the first half. However, the Wolverines managed just 27 yards on 16 rushes and gained 109 total yards in the second half.

Shea Patterson completed 17-of-37 passes for 233 yards and one TD and Zach Charbonnet rushed 13 times for 84 yards. Josh Metellus and Jordan Glasgow paced the defense with 11 and 10 tackles, respectively.

Alabama scored on its first play as Mac Jones hit Jerry Jeudy in stride on a deep ball for 85 yards and a 7-0 lead.

Michigan started to click on offense on its second series. Charbonnet ripped off runs of 12, 9 and 12 yards before Patterson found Donovan Peoples-Jones for 34 yards to the Alabama 18. An 11-yard rush from Hassan Haskins set up the tying score, as Patterson connected with Nick Eubanks for a seven-yard TD.

The Wolverines gashed the Tide with a few more double-digit rushing plays and some timely passes but two consecutive drives stalled inside Alabama territory and forced



Nordin field goals. Nordin was perfect on a 36-yard field goal to make the score 10-7 late in the first quarter and connected from 42 yards out to increase the lead to 13-7 midway through the second quarter.

The Tide immediately regained the lead 14-13 with a scoring drive capped by Najee Harris' leap into the end zone with 3:32 to play in the second quarter.

Michigan went back on top 16-14 with another Nordin field goal as time expired in the half. Nordin made good on a 57-yard boot, setting a Citrus Bowl record and matching a school mark for longest field goal.

Alabama received the ball to start the second half and struck quickly to go up, 21-16. Jones found DeVonta Smith down the right side for a 42-yard passing play to the end zone.

After trading possessions, Alabama struck again as Jones completed a 20-yard TD pass to Miller Forristall. The play pushed the lead to 28-16 early in the fourth quarter and was setup by 14- and 58-yard receptions from Jeudy.

Alabama salted away the game with a 75-yard touchdown drive that ended with only 0:26 left in the contest.

SCORING

	Team Stats	UM	AL
AL Jeudy 85-yard pass from Jones (Bulovas kick)	First Downs	23	20
M Eubanks 7-yard pass from Patterson (Nordin kick)	Rushed-Yards	43-162	30-153
M Nordin 36-yard field goal	Passing Yards	233	327
M Nordin 42-yards field goal	Passes	37-17-2	25-16-0
AL Harris 9-yard run (Bulovas kick)	Total Offense	80-395	55-480
M Nordin 57-yard field goal	Sacked-Yards Lost	3-22	0-0
AL D. Smith 42-yard pass from Jones (Bulovas kick)	Punts	6-33.5	6-42.3
AL Forristall 20-yard pass from Jones (Bulovas kick)	Return Yards	120	36
AL Harris 2-yard run (Bulovas kick)	Fumbles-Lost	1-0	0-0
	Penalties-Yards	7-61	5-25
	Third Downs	8 of 18	4 of 10
	Possession Time	34:47	25:13

Rushing — (UM): Charbonnet 13-84, Haskins 18-61, Bell 1-9, Patterson 8-4, Peoples-Jones 1-2, Jackson 2-2. (AL): Harris 24-136, Robinson 3-16, Jeudy 1-1, Jones 1-0, Ruggs 1-0.

Passing — (UM): Patterson 17-37-2-233. (AL): Jones 16-25-0-327.

Receiving — (UM): Jackson 4-57, Bell 4-53, Collins 4-48, Eubanks 2-14, Peoples-Jones 1-34, Haskins 1-19, Sainristil 1-8. (AL): Jeudy 6-204, Smith 3-56, Forristall 3-36, Ruggs 2-27, Waddle 1-7, Billingsley 1-(-3).

2021 Capital One Orange Bowl

vs. Georgia

Miami Gardens, Florida

December 31, 2021

Attendance: 59,746

#3 Georgia 14 13 0 7-34

#2 Michigan 0 3 0 8-11

Making its first College Football Playoff appearance and facing Georgia for the first time since 1965, Michigan fell behind early and could not solve the No. 3 Bulldogs' nation-leading defense in a 34-11 CFP semifinal loss in the Capital One Orange Bowl on New Year's Eve at Hard Rock Stadium.

The Bulldogs scored on their first five drives of the game, getting three touchdowns and two field goals to build a 27-3 lead at halftime.

J.J. McCarthy came on in relief of Cade McNamara and went 7-of-17 passing for 131 yards, including a 35-yard touchdown connection with Andre Anthony. Erick All had four receptions for 63 yards, and Josh Ross led the defense with 11 tackles.

Georgia scored touchdowns on its first two possessions. Stetson Bennett completed a nine-yard pass play to Brock Bowers, and then the Bulldogs used a halfback pass from Kenny McIntosh to Adonai Mitchell for an 18-yard score. Jack Podlesny's 43-yard field on the third series made the score 17-0 with 12:26 left in the half.

Michigan got on the scoreboard with 7:19 left in the first half as Jake Moody booted a 36-yard field goal. The drive covered 57 yards in nine plays, with the biggest chunk coming on a 42-yard pass play from McNamara to Roman Wilson down the right sideline to Georgia's 19.

The Bulldogs closed out the half with two more scoring drives and took a 27-3 lead into the break.



In the second half, Michigan moved inside Georgia territory on all five possessions but was unable to crack through for any points until late in the contest. Its first possession ended with an end zone interception, the second with a fumble around midfield and the next two series with turnovers on downs on the Georgia side of the field.

The Bulldogs completed their scoring at 11:11 of the fourth quarter as Bennett found James Cook down the left sideline for 39 yards to cap a six-play, 59-yard drive. That provided the eventual national champions with a 34-3 lead.

After forcing a punt, the Wolverines finally found the end zone with 4:25 left in the game, as Anthony faked out his defender down the left sideline and ended up wide open to take in McCarthy's throw for a 35-yard TD. U-M successfully went for two, with Henning going in on an end around to bring the score to the final of 34-11.

Michigan finished the season with a 12-2 overall record, marking the third 12-win season in program history.

SCORING

	Team Stats	UGA	UM
UGA Bowers 9-yard pass from Bennett (Podlesny kick)	First Downs	21	16
UGA Mitchell 18-yard pass from McIntosh (Podlesny kick)	Rushed-Yards	35-190	27-91
UGA Podlesny 43-yard field goal	Passing Yards	331	237
M Moody 36-yard field goal	Passes	31-21-0	36-18-2
UGA Podlesny 28-yard field goal	Total Offense	66-521	63-328
UGA Burton 57-yard pass from Bennett (Podlesny kick)	Sacked-Yards Lost	0-0	4-21
UGA Cook 39-yard pass from Bennett (Podlesny kick)	Punts	2-45.5	2-44.5
M Anthony 35-yard pass from McCarthy (Henning rush)	Return Yards	17	16
	Fumbles-Lost	0-0	2-1
	Penalties-Yards	5-70	4-30
	Third Downs	10 of 16	8 of 15
	Possession Time	34:15	25:45

Rushing — (UGA): White 12-54, Edwards 4-38, Bennett 3-32, Cook 6-32, Milton 7-21, McConkey 1-8, McIntosh 2-5. (UM): Haskins 9-39, McCarthy 4-24, Edwards 4-16, Corum 3-14, McNamara 7-(-1).

Passing — (UGA): Bennett 20-30-0-313; McIntosh 1-1-0-18. (UM): McNamara 11-19-2-106; McCarthy 7-17-0-131.

Receiving — (UGA): Bowers 5-55, Cook 4-112, McIntosh 3-32, Mitchell 2-34, McConkey 2-14, White 2-10, Burton 1-57, Pickens 1-9, Jackson 1-8. (UM): All 4-63, Edwards 3-49, Johnson 2-18, Haskins 2-15, Corum 2-(-2), Wilson 1-42, Anthony 1-35, Sainristil 1-10, Baldwin 1-6, Henning 1-1.

2022 Vrbo Fiesta Bowl

vs. TCU

Glendale, Arizona
December 31, 2022
Attendance: 71,723

#3 TCU 14 7 20 10 - 51
#2 Michigan 0 6 24 15 - 45

The No. 2-ranked Wolverines' magical season came to an end in the College Football Playoff Semifinal, falling 51-45 to TCU in a topsy-turvy affair in the Vrbo Fiesta Bowl at State Farm Stadium.

The two teams combined for 96 points and 1,012 yards, including a record-breaking 44 points in the third quarter alone. When all was said and done, Michigan (13-1) totaled 528 yards, including 342 through the air.

Two costly turnovers, one in each half, proved to be the ultimate stumbling blocks for the Wolverines. The Horned Frogs returned two interceptions for touchdowns, one in the first quarter and one in the third, and U-M was never able to recover.

J.J. McCarthy completed 20-of-34 passes for 343 yards, two touchdowns and two interceptions, while also adding 52 rushing yards and a touchdown on the ground. Tailback Donovan Edwards added 119 yards in the ground game, while Roman Wilson added 18 yards and a touchdown and Kalel Mullings punched in a touchdown as well.

Seven different receivers hauled in catches in the contest, with Ronnie Bell and Wilson both eclipsing the century mark. Bell caught six passes for 135 yards and a touchdown, and Wilson grabbed five passes for 104 yards and a score.

Kicker Jake Moody provided the



first three scores for Michigan in the contest, knocking in a career-long and school-record 59-yard field goal to end the first half, setting a new high for the College Football Playoff as well.

Despite allowing a season-high 51 points, the defense forced three turnovers in the contest. Rod Moore tallied a game-high 12 tackles to go along with his fourth interception of the season, while Mike Sainristil hauled in a pick of his own to go along with seven total tackles. Mazi Smith forced and recovered a fumble while tallying three stops in the contest.

The Wolverines nearly pulled off the biggest comeback in the history of the College Football Playoff, erasing a 17-point first-half deficit thanks in part to a 24-point third quarter. Michigan had the ball and a chance to complete the comeback, trailing by six with just under a minute to play. However, the TCU (13-1) defense stood firm and U-M turned the ball over on downs to end its season and national title hopes.

SCORING

TCU	Clark 41-yard interception return (Kell kick)	TCU	Johnston 76-yard pass from Duggan (Kell kick)
TCU	Duggan 1-yard run (Kell kick)	TCU	Kell 33-yard field goal
M	Moody 42-yard field goal	M	Wilson 5-yard pass from McCarthy (Moody kick)
TCU	Barber 6-yard pass from Duggan (Kell kick)		
M	Moody 59-yard field goal		
M	Moody 21-yard field goal		
M	Bell 34-yard pass from McCarthy (Moody kick)		
TCU	Demercado 1-yard run (Kell kick)		
TCU	Winters 29-yard interception return (Sandy rush failed)		
M	McCarthy 20-yard run (McCarthy run failed)		
TCU	Duggan 1-yard run (Kell kick)		
M	Mullings 1-yard run (McCarthy run)		
M	Wilson 18-yard run (Bell pass from McCarthy)		

Rushing — (TCU): Demercado 17-150, Miller 8-57, Duggan 15-57, Team 1-(-1). (UM): Edwards 23-119, McCarthy 10-52, Wilson 1-18, Mullings 5-5, Loveland 1-(-8).

Passing — (TCU): Duggan 14-29-2-225. (UM): McCarthy 20-34-2-343, Edwards 1-1-0-(-1).

Receiving — (TCU): Johnston 6-163, Hudson 2-34, Davis 2-12, Barber 2-12, Wiley 1-6, Demercado 1-(-2). (UM): Bell 6-135, Wilson 5-104, Loveland 4-36, Johnson 2-30, Henning 2-(-3), Schoonmaker 1-32, Edwards 1-8.

2024 Rose Bowl Game Presented by Prudential

vs. Alabama

Pasadena, California
January 1, 2024
Attendance: 96,371

#4 Alabama 7 3 0 10 0 - 20
#1 Michigan 7 6 0 7 7 - 27


Top-seeded Michigan defeated No. 4 Alabama in the 2023 CFP semifinal in a nail-biter victory at College Football's most historic site. Back at The Rose Bowl for the first time since 2007 and facing its first second-half deficit of the season, Michigan came back in the final minutes to earn its first National Championship Game bid in the CFP era.

Trailing by seven with 4:41 remaining in the fourth quarter, the Wolverines marched 75 yards on eight plays. Chunk plays took U-M down the field including a 29-yard leaping grab by Roman Wilson off a tipped pass, which set up a four-yard passing touchdown from J.J. McCarthy to Wilson, tying the game. Back on defense, the Maize and Blue came up with a crucial late-game stop, forcing a punt and overtime.

In the game's fifth quarter, U-M was on offense first. Blake Corum scored two plays into the frame on a 17-yard rush which included three broken tackles near the goal line, giving the Wolverines a 27-20 advantage.

With Alabama on offense, the game came down to fourth down at the U-M three-yard line. The defense won the game by stopping Jalen Milroe's quarterback rush, led by Josiah Stewart, who blew back the line and broke up the run.

Michigan shined in the trenches, with six sacks by five different players and ten TFL on defense (both season-highs). Braiden McGregor led the charge with two sacks. Quinten



Johnson's fourth-quarter forced fumble, recovered by Josh Wallace, was another critical play.

McCarthy's efforts produced a 17-of-27 passing line for 221 yards and three touchdowns, while Corum compiled 118 yards from scrimmage and two touchdowns, plus 25 overtime yards and the game-winning score.

Alabama posted the game's first points with a 34-yard rushing touchdown on its second possession of the game. U-M responded with a 75-yard drive ending in Corum's first touchdown catch of the season to tie it at seven. The game remained scoreless until Tyler Morris made a 38-yard catch-and-sprint down the sideline for his first career touchdown with 3:49 remaining in the first half. U-M led 13-10 at the break after a missed extra point.

The Tide took the lead in the opening seconds of the fourth quarter and made it 20-13 with 4:41 remaining on a 52-yard field goal before U-M's game-tying drive with 1:34 on the clock.

SCORING

AL	Jase McClellan 34-yard rush (Will Reichard kick)	Team Stats	AL	UM
M	Blake Corum 8-yard pass from J.J. McCarthy (James Turner kick)	First Downs	17	15
M	Tyler Morris 38-yard pass from J.J. McCarthy (kick missed)	Rushed-Yards	43-172	32-130
AL	Will Reichard 50-yard field goal	Passing Yards	116	221
AL	Jase McClellan 3-yard rush (Will Reichard kick)	Passes	23-16-0	27-17-0
AL	Will Reichard 52-yard field goal	Total Offense	66-288	59-351
M	Roman Wilson 4-yard pass from J.J. McCarthy (James Turner kick)	Sacked-Yards Lost	6-49	1-2
M	Blake Corum 17-yard rush (James Turner kick)	Punts	7-50.3	6-39.5
		Return Yards	30	9
		Fumbles-Lost	5-1	3-1
		Penalties-Yards	3-15	2-25
		Third Downs	3-13	2-11
		Possession Time	32:19	27:41

Rushing — (AL): McClellan 14-87, Milroe 21-63, Haynes 4-31, Miller 1-11, Williams 1-(-1), Team 2-(-19). (UM): Corum 19-83, McCarthy 3-25, Edwards 4-11, Morgan 1-6, Mullings 1-6, Orji 2-2, Team 2-(-3).

Passing — (AL): Milroe 16-23-0-116. (UM): McCarthy 17-27-0-221, Orji 0-0-0-0.

Receiving — (AL): Bond 4-47, Burton 4-21, Dippie 2-15, McClellan 2-11, Prentice 1-13, Niblack 1-6, Miller 1-2, Law 1-1. (UM): Wilson 4-73, Morgan 4-24, Morris 2-45, Corum 2-35, Loveland 2-13, Johnson 2-12, Mullings 1-19.

2024 College Football Playoff National Championship Game

vs. Washington

Houston, Texas
January 8, 2024
Attendance: 96,371

#2 Washington 3 7 3 0 - 13
#1 Michigan 14 3 3 14 - 34

The University of Michigan football team captured the program's 12th national championship and first since 1997 with a 30-13 victory over No. 2 Alabama.

The Wolverines ran their way to the title, rumbling for a CFP Title Game-high 303 ground yards, with 174 coming in the first quarter alone. Blake Corum and Donovan Edwards led the charge, posting 134 and 104 rushing yards, respectively, the first time for a team to have two rushers of over 100 yards in the title game. The two also combined for four rushing touchdowns, the entirety of U-M's trips to the end zone.

The Michigan defense sealed the deal, holding the Huskies scoreless after the 8:58 mark in the third quarter. Mike Sainristil secured the victory with an interception returned 81 yards with 3:53 remaining. In the game, Washington was held to 46 rushing yards and conversions on just two-of-14 third downs.

The Wolverines came out of the gates running, as Edwards marked off a 41-yard touchdown on the game's first drive. However, the Huskies responded with a 25-yard field goal to bring the score to 7-3.

On its second drive, Michigan took just four plays to find the end zone. This included a threaded 37-yard J.J. McCarthy pass to Roman Wilson before Edwards added a second rushing touchdown (46 yards), marking the first time a player has posted two 40-plus-yard touchdown



runs in Title Game history.

Corum closed the opening quarter with a 59-yard rush to set up a 31-yard James Turner field goal. The Huskies would close the gap shortly thereafter with a three-yard touchdown pass, bringing the Huskies within a score despite being outplayed by 130 total yards in the first half.

On the first play of quarter three, Will Johnson came up with his fourth interception of the season to shift the game's momentum back in U-M's direction. The turnover allowed Turner to convert his second field goal (38 yards) before Washington added a field goal of its own (45 yards) on the game's next drive.

The teams traded punts until a Michigan drive culminated in a 12-yard Corum rushing score with 7:09 remaining in the contest, extending the Wolverines' lead to 27-13.

Michigan's National Title came to fruition in the last four minutes, as Sainristil's massive interception set up a seven-yard Corum rushing score that secured a U-M victory.

SCORING

M	Donovan Edwards 41-yard rush (James Turner kick)	Team Stats	UW	UM
UW	Grady Gross 25-yard field goal	First Downs	17	16
M	Donovan Edwards 46-yard rush (James Turner kick)	Rushed-Yards	20-46	38-303
M	James Turner 31-yard field goal	Passing Yards	255	140
UW	Jalen McMillan 3-yard pass from Michael Penix (Grady Gross kick)	Passes	51-27-2	19-10-0
M	James Turner 38-yard field goal	Total Offense	71-301	57-443
UW	Grady Gross 45-yard field goal	Sacked-Yards Lost	1-12	1-4
M	Blake Corum 12-yard rush (James Turner kick)	Punts	5-47.8	5-46.8
M	Blake Corum 1-yard rush (James Turner kick)	Return Yards	17	108
		Fumbles-Lost	0-0	0-0
		Penalties-Yards	5-30	5-45
		Third Downs	2-14	1-10
		Possession Time	30:44	29:16

Rushing — (UW): Johnson 11-33, McMillan 1-9, Nixon 2-7, Rogers 1-2, Polk 1-1, Team 1-(-1), Penix 3-(-5). (UM): Corum 21-134, Edwards 6-104, McCarthy 4-31, Mullings 3-21, Orji 2-15, Team 2-(-2).

Passing — (UW): Penix 27-51-2-255. (UM): McCarthy 10-18-0-140, Team 0-1-0-0.

Receiving — (UW): McMillan 6-33, Odunze 5-87, Westover 5-42, Polk 4-37, Nixon 3-7, Johnson 2-24, Culp 1-14, Rogers 1-11. (UM): Loveland 3-64, Wilson 3-54, Johnson 3-25, Morgan 1-(-3).

2024 ReliaQuest Bowl

vs. Alabama

Tampa, Florida
December 31, 2024
Attendance: 51,439

Alabama 0 10 0 3 - 13
Michigan 16 0 0 3 - 19

Michigan wrapped up its 2024 season with a 19-13 victory over 11th-ranked Alabama in the ReliaQuest Bowl on New Year's Eve at Raymond James Stadium.

Down six with 2:18 remaining, Alabama marched downfield, working into the red zone for only the third time in the contest. U-M held pat, pressuring quarterback Jalen Milroe and forcing a turnover on downs to secure the victory.

Jordan Marshall, the game's most valuable player, rushed the ball 23 times for a career-high 100 yards, while Fredrick Moore posted three catches totaling 37 yards and one touchdown. Key to the victory was Michigan's control of the clock, possessing the ball 16 minutes more than Alabama.

The Wolverines opened quickly, forcing two fumbles, one interception and a turnover on downs in the game's first 13 minutes. Derrick Moore's fourth-down sack on Alabama's first drive forced a turnover on downs and a 45-yard Dominic Zvada field goal to open the game. On the first play following the kickoff, Moore came up with a recovery on a fumbled Alabama snap. This set up the Wolverines at the Crimson Tide's 19-yard line, before marking off three straight rushes in the game's early pouring rain and a 30-yard Zvada field goal.

On Alabama's next possession, Wesley Walker intercepted his first pass as a Wolverine and returned it to the 16-yard line to set up the offense with another red-zone opportunity. This time, the Wolverines capitalized



with six points as Warren connected with Moore for a 13-yard touchdown to increase the U-M lead to 13-0.

The early onslaught continued as Aamir Hall forced a sack-fumble on the next Alabama possession, recovered by Cameron Brandt and returned five yards to the Crimson Tide 11-yard line. Zvada converted on a 21-yard field goal to move the Wolverines ahead 16-0 with 2:04 left in the first quarter.

The second quarter saw Michigan possess the ball for 9:34, but the defense allowed two scores including a 25-yard passing touchdown and a 24-yard field goal stemming from a 90-yard drive within the final minute of the first half, closing the lead to 16-10.

Following a back-and-forth scoreless third quarter, the Wolverines forced a turnover on downs on a Brandyn Hillman pass breakup in the fourth. U-M marched 47 yards on nine plays, leading to Zvada's fourth field goal (37 yards) to take a 19-10 lead with 7:21 remaining in the contest.

Alabama narrowed its deficit to six points on a field goal with 4:38 remaining in the game. The Crimson Tide came up short on their final drive, as the Wolverines forced a turnover on downs to secure the 19-13 victory.

SCORING

M	Dominic Zvada 45-yard field goal	Team Stats	AL	UM
M	Dominic Zvada 30-yard field goal	First Downs	15	13
M	Fredrick Moore 13-yard pass from Davis Warren (Dominic Zvada kick)	Rushed-Yards	29-68	51-115
M	Dominic Zvada 21-yard field goal	Passing Yards	192	75
AL	Robbie Ouzts 25-yard pass from Jalen Milroe (Graham Nicholson kick)	Passes	33-16-1	15-11-1
AL	Graham Nicholson 24-yard field goal	Total Offense	62-260	66-190
M	Dominic Zvada 37-yard field goal	Sacked-Yards Lost	5-53	2-14
AL	Graham Nicholson 51-yard field goal	Punts	4-51.0	6-46.2
		Return Yards	55	42
		Fumbles-Lost	4-2	3-0
		Penalties-Yards	3-35	3-35
		Third Downs	4-13	5-17
		Possession Time	21:48	38:12

Rushing — (AL): Scott 1-28, Miller 10-27, Milroe 16-7, Young 2-6. (UM): Marshall 23-100, Hall 16-28, Orji 4-9, Moore 2-8, Team 3-(-3), Bell 1-(-13), Warren 2-(-14).

Passing — (AL): Milroe 16-32-1-192, Team 0-1-0-0. (UM): Warren 9-12-0-73, Orji 2-3-1-2.

Receiving — (AL): Bernard 4-80, Miller 3-36, Williams 3-8, Dippre 2-18, Ouzts 1-25, Scott 1-9, Cuevas 1-5, Hill 1-3. (UM): Morgan 4-5, Moore 3-37, Hansen 1-10, Joe Taylor 1-9, Peyton O'Leary 1-7, Marlin Klein 1-7.

Single Game Bowl Records

RUSHING

MOST ATTEMPTS

32	Bill Taylor vs. Stanford, Rose Bowl	1-1-1972
32	Anthony Thomas vs. Auburn, Citrus Bowl	1-1-2001
32	Mike Hart vs. Florida, Capital One Bowl	1-1-2008
28	Chris Perry vs. Florida, Outback Bowl	1-1-2003
27	Butch Woolfolk vs. UCLA, Bluebonnet Bowl	12-31-1981
26	Butch Woolfolk vs. Washington, Rose Bowl	1-1-1981
25	De'Veon Smith vs. Florida, Citrus Bowl	1-1-2016
24	Tim Biakabutuka vs. Texas A&M, Alamo Bowl	12-28-1995
23	Don Dufek vs. California, Rose Bowl	1-1-1951
23	Lawrence Ricks vs. UCLA, Rose Bowl	1-1-1983
23	Jamie Morris vs. Alabama, Hall of Fame Bowl	1-2-1988
23	Chris Perry vs. Southern California, Rose Bowl	1-1-2004
23	Denard Robinson vs. South Carolina, Outback Bowl	1-1-2013
23	Donovan Edwards vs. TCU, Fiesta Bowl	12-31-2022
23	Jordan Marshall vs. Alabama, ReliaQuest Bowl	12-31-2024

MOST YARDS GAINED

235	Tyrone Wheatley vs. Washington, Rose Bowl	1-1-1993
234	Jamie Morris vs. Alabama, Hall of Fame Bowl	1-2-1988
186	Butch Woolfolk vs. UCLA, Bluebonnet Bowl	12-31-1981
182	Butch Woolfolk vs. Washington, Rose Bowl	1-1-1981
182	Anthony Thomas vs. Auburn, Citrus Bowl	1-1-2001
156	Jamie Morris vs. Nebraska, Fiesta Bowl	1-1-1986

MOST TOUCHDOWNS SCORED

5	Neil Snow vs. Stanford, Rose Bowl	1-1-1902
4	Chris Perry vs. Florida, Outback Bowl	1-1-2003
3	Jack Weisenburger vs. Southern California, Rose Bowl	1-1-1948
3	Mel Anthony vs. Oregon State, Rose Bowl	1-1-1965
3	Jamie Morris vs. Alabama, Hall of Fame	1-2-1988
3	Tyrone Wheatley vs. Washington, Rose Bowl	1-1-1993
3	Anthony Thomas vs. Arkansas, Citrus Bowl	1-1-1999

PASSING

MOST ATTEMPTED

46	Tom Brady vs. Alabama, Orange Bowl	1-1-2000
46	John Navarre vs. Southern California, Rose Bowl	1-1-2004
44	Brandon Peters vs. South Carolina, Outback Bowl	1-1-2018
43	Chad Henne vs. Nebraska, Alamo Bowl	12-28-2005
41	Chad Henne vs. Southern California, Rose Bowl	1-1-2007
41	Denard Robinson vs. Mississippi State, Gator Bowl	1-1-2011
39	John Navarre vs. Tennessee, Citrus Bowl	1-1-2002
39	Chad Henne vs. Florida, Capital One Bowl	1-1-2008
38	Shane Morris vs. Kansas State, Buffalo Wild Wings Bowl	12-28-2013
38	Wilton Speight vs. Florida State, Orange Bowl	12-30-2016

MOST COMPLETED

34	Tom Brady vs. Alabama, Orange Bowl	1-1-2000
27	John Navarre vs. Southern California, Rose Bowl	1-1-2004
27	Denard Robinson vs. Mississippi State, Gator Bowl	1-1-2011
26	Chad Henne vs. Southern California, Rose Bowl	1-1-2007
25	Chad Henne vs. Florida, Capital One Bowl	1-1-2008
24	Shane Morris vs. Kansas State, Buffalo Wild Wings Bowl	12-28-2013
22	Shea Patterson vs. Florida, Peach Bowl	12-29-2018
21	Brian Griese vs. Alabama, Outback Bowl	1-1-1997
21	John Navarre vs. Tennessee, Citrus Bowl	1-1-2002
21	John Navarre vs. Florida, Outback Bowl	1-1-2003
21	Chad Henne vs. Nebraska, Alamo Bowl	12-28-2005
21	Wilton Speight vs. Florida State, Orange Bowl	12-30-2016

HIGHEST COMPLETION PERCENTAGE (Minimum 10 attempts)

78.9	Chuck Ortmann vs. California, Rose Bowl (15-19)	1-1-1951
75.0	Drew Henson vs. Auburn, Citrus Bowl (15-20)	1-1-2001
73.9	Tom Brady vs. Alabama, Orange Bowl (34-46)	1-1-2000
70.0	Bob Timberlake vs. Oregon State, Rose Bowl (7-10)	1-1-1965
65.9	Denard Robinson vs. Mississippi St, Gator Bowl (27-41)	1-1-2011
64.5	Jake Rudock vs. Florida, Citrus Bowl (20-31)	1-1-2016
64.1	Chad Henne vs. Florida, Capital One Bowl (25-39)	1-1-2008
64.0	Elvis Grbac vs. Mississippi, Gator Bowl (16-25)	1-1-1991
63.4	Chad Henne vs. Southern California, Rose Bowl (26-41)	1-1-2007
63.2	Shane Morris vs. Kansas State, Buffalo Wild Wings Bowl	12-28-2013

MOST YARDS GAINED PASSING

373	Chad Henne vs. Florida, Capital One Bowl	1-1-2008
369	Tom Brady vs. Alabama, Orange Bowl	1-1-2000
343	J.J. McCarthy vs. TCU, Fiesta Bowl	12-31-2022
319	John Navarre vs. Florida, Outback Bowl	1-1-2003
309	Chad Henne vs. Southern California, Rose Bowl	1-1-2007
296	Elvis Grbac vs. Mississippi, Gator Bowl	1-1-1991
294	Drew Henson vs. Auburn, Citrus Bowl	1-1-2001
287	Brian Griese vs. Alabama, Outback Bowl	1-1-1997
278	Jake Rudock vs. Florida, Citrus Bowl	1-1-2016
271	John Navarre vs. Southern California, Rose Bowl	1-1-2004
270	Chad Henne vs. Nebraska, Alamo Bowl	12-28-2005
254	Denard Robinson vs. Mississippi State, Gator Bowl	1-1-2011

MOST TOUCHDOWN PASSES THROWN

4	Elvis Grbac vs. Mississippi, Gator Bowl	1-1-1991
4	Tom Brady vs. Alabama, Orange Bowl	1-1-2000
4	Chad Henne vs. Texas, Rose Bowl	1-1-2005
3	Brian Griese vs. Washington State, Rose Bowl	1-1-1998
3	Chad Henne vs. Nebraska, Alamo Bowl	12-28-2005
3	Chad Henne vs. Florida, Capital One Bowl	1-1-2008
3	Devin Gardner vs. South Carolina, Outback Bowl	1-1-2013
3	Jake Rudock vs. Florida, Citrus Bowl	1-1-2016
3	J.J. McCarthy vs. Alabama, Rose Bowl	1-1-2024
2	Bob Chappuis vs. Southern Cal, Rose Bowl	1-1-1948
2	Rick Leach vs. Washington, Rose Bowl	1-2-1978
2	Dave Hall vs. UCLA, Rose Bowl	1-1-1983
2	Elvis Grbac vs. Washington, Rose Bowl	1-1-1993
2	Todd Collins vs. Colorado State, Holiday Bowl	12-30-1994
2	Brian Griese vs. Texas A&M, Alamo Bowl	12-28-1995
2	Drew Henson vs. Auburn, Citrus Bowl	1-1-2001
2	John Navarre vs. Tennessee, Citrus Bowl	1-1-2002
2	Chad Henne vs. Southern California, Rose Bowl	1-1-2007
2	Denard Robinson vs. Mississippi State, Gator Bowl	1-1-2011
2	Denard Robinson vs. Virginia Tech, Sugar Bowl	1-3-2012
2	J.J. McCarthy vs. TCU, Fiesta Bowl	12-31-2022

MOST INTERCEPTIONS THROWN

3	Jim Harbaugh vs. Arizona State, Rose Bowl	1-1-1987
3	Todd Collins vs. Colorado State, Holiday Bowl	12-30-1994
2	Rick Leach vs. Oklahoma, Orange Bowl	1-1-1976
2	Rick Leach vs. Washington, Rose Bowl	1-2-1978
2	Rick Leach vs. Southern California, Rose Bowl	1-1-1979
2	B.J. Dickey vs. North Carolina, Gator Bowl	12-28-1979
2	Dave Hall vs. UCLA, Rose Bowl	1-1-1983
2	Tom Brady vs. Arkansas, Citrus Bowl	1-1-1999
2	Chad Henne vs. Florida, Capital One Bowl	1-1-2008
2	Brandon Peters vs. South Carolina, Outback Bowl	1-1-2018
2	Shea Patterson vs. Florida, Peach Bowl	12-29-2018
2	Shea Patterson vs. Alabama, Citrus Bowl	1-1-2020
2	Cade McNamara vs. Georgia, Orange Bowl (CFP)	12-31-2021
2	J.J. McCarthy vs. TCU, Fiesta Bowl	12-31-2022

RECEIVING

MOST PASSES CAUGHT

10	David Terrell vs. Alabama, Orange Bowl.....	1-1-2000
10	Braylon Edwards vs. Southern California, Rose Bowl.....	1-1-2004
10	Braylon Edwards vs. Texas, Rose Bowl.....	1-1-2005
9	Adrian Arrington vs. Florida, Capital One Bowl	1-1-2008
9	Roy Roundtree vs. Mississippi State, Gator Bowl	1-1-2011
9	Jeremy Gallon vs. South Carolina, Outback Bowl	1-1-2013
9	Jeremy Gallon vs. Kansas State, Buffalo Wild Wings Bowl	12-28-2013
8	Jim Mandich vs. Southern California, Rose Bowl	1-1-1970
8	Jason Avant vs. Nebraska, Alamo Bowl	12-28-2005
8	Donovan Peoples-Jones vs. Florida, Peach Bowl.....	12-29-2018
7	Tai Streets vs. Arkansas, Citrus Bowl	1-1-1999
7	Aaron Shea vs. Alabama, Orange Bowl.....	1-1-2000
7	Steve Breaston vs. Southern California, Rose Bowl	1-1-2007
7	Mario Manningham vs. Florida, Capital One Bowl	1-1-2008
7	Darryl Stonum vs. Mississippi State, Gator Bowl.....	1-1-2011

MOST YARDS GAINED

167	Desmond Howard vs. Mississippi, Gator Bowl.....	1-1-1991
153	Adrian Arrington vs. Florida, Capital One Bowl	1-1-2008
150	David Terrell vs. Alabama, Orange Bowl.....	1-1-2000
145	Jeremy Gallon vs. South Carolina, Outback Bowl	1-1-2013
141	Anthony Carter vs. North Carolina, Gator Bowl	12-28-1979
136	David Terrell vs. Auburn, Citrus Bowl.....	1-1-2001
135	Amani Toomer vs. Texas A&M, Alamo Bowl	12-28-1995
135	Ronnie Bell vs. TCU, Fiesta Bowl.....	12-31-2022
129	Tai Streets vs. Arkansas, Citrus Bowl	1-1-1999
127	Anthony Carter vs. UCLA, Bluebonnet Bowl.....	12-31-1981
127	Tai Streets vs. Washington State, Rose Bowl	1-1-1998

MOST TOUCHDOWN PASSES CAUGHT

3	David Terrell vs. Alabama, Orange Bowl.....	1-1-2000
3	Braylon Edwards vs. Texas, Rose Bowl.....	1-1-2005
2	Anthony Carter vs. North Carolina, Gator Bowl	12-28-1979
2	Desmond Howard vs. Mississippi, Gator Bowl	1-1-1991
2	Tony McGee vs. Washington, Rose Bowl	1-1-1993
2	Amani Toomer vs. Texas A&M, Alamo Bowl	12-28-1995
2	Tai Streets vs. Washington State, Rose Bowl	1-1-1998
2	Adrian Arrington vs. Florida, Capital One Bowl	1-1-2008
2	Junior Hemingway vs. Virginia Tech, Sugar Bowl	1-3-2012
2	Jeremy Gallon vs. South Carolina, Outback Bowl	1-1-2013

PUNTING

MOST PUNTS

10	John Anderson vs. Oklahoma, Orange Bowl	1-1-1976
10	Eddie Azcona vs. Washington, Rose Bowl.....	1-1-1992
8	Gregg Willner vs. Southern California, Rose Bowl.....	1-1-1979
8	Don Bracken vs. Auburn, Sugar Bowl.....	1-1-1984
8	Hayden Epstein vs. Alabama, Orange Bowl	1-1-2000
8	Kenny Allen vs. Florida State, Orange Bowl	12-30-2016
7	Barry Dotzauer vs. Stanford, Rose Bowl.....	1-1-1972
7	Monte Robbins vs. Brigham Young, Holiday Bowl.....	12-21-1984
7	Paul Peristeris vs. Texas A&M, Alamo Bowl	12-28-1995
7	Hayden Epstein vs. Tennessee, Citrus Bowl.....	1-1-2002
7	Adam Finley vs. Florida, Outback Bowl.....	1-1-2003
7	Ross Ryan vs. Nebraska, Alamo Bowl.....	12-28-2005

HIGHEST AVERAGE YARDS PER PUNT (Minimum 3 punts)

48.0	Matt Wile vs. South Carolina, Outback Bowl (3-144)	1-1-2013
47.4	Kenny Allen vs. Florida State, Orange Bowl (8-379)	12-30-2016
47.3	Don Bracken vs. Washington, Rose Bowl (6-284)	1-1-1981
47.0	Chris Stapleton vs. N.C. State, Hall of Fame (6-282)	1-1-1994
46.8	Tommy Doman vs. Washington, CFP NC Game (5-234)	1-8-2024
46.2	Hudson Hollenbeck vs. Alabama, ReliaQuest Bowl (6-277)	12-31-2024
45.0	John Anderson vs. Southern Calif., Rose Bowl (5-225)	1-1-1977
44.6	Brad Robbins vs. TCU, Fiesta Bowl (5-223)	12-31-2022
44.0	Adam Finley vs. Southern California, Rose Bowl (4-176)	1-1-2004
43.8	Monte Robbins vs. Nebraska, Fiesta Bowl (5-219)	1-1-1986

PUNT RETURNS

MOST RETURNS

7	Anthony Carter vs. UCLA, Bluebonnet Bowl.....	12-31-1981
7	Steve Breaston vs. Nebraska, Alamo Bowl.....	12-28-2005
6	Rick Sygar vs. Oregon State, Rose Bowl.....	1-1-1965
5	Mike Jolly vs. Southern California, Rose Bowl	1-1-1979
4	Charles Woodson vs. Alabama, Outback Bowl.....	1-1-1997
4	Dwight Hicks vs. Washington, Rose Bowl	1-2-1978
4	Donovan Peoples-Jones vs. South Carolina, Outback Bowl	1-1-2018

MOST YARDS RETURNED

79	Derrick Alexander vs. N.C. State, Hall of Fame Bowl	1-1-1994
72	Steve Breaston vs. Nebraska, Alamo Bowl.....	12-28-2005
50	Rick Sygar vs. Oregon State, Rose Bowl.....	1-1-1965
46	Anthony Carter vs. UCLA, Bluebonnet Bowl.....	12-31-1981
34	Junior Hemingway vs. Mississippi State, Gator Bowl.....	1-1-2011
31	DiAllo Johnson vs. Arkansas, Citrus Bowl.....	1-1-1999
29	Julius Curry vs. Florida, Outback Bowl	1-1-2003
28	Derrick Alexander vs. Washington, Rose Bowl.....	1-1-1993
24	Bob Mielke vs. Oregon State, Rose Bowl.....	1-1-1965

KICKOFF RETURNS

MOST RETURNS

8	Todd Howard vs. Tennessee, Citrus Bowl	1-1-2002
7	Martavious Odoms vs. Mississippi State, Gator Bowl	1-1-2011
6	Steve Breaston vs. Texas, Rose Bowl	1-1-2005
5	Ralph Clayton vs. Washington, Rose Bowl.....	1-2-1978
5	Brandon Minor vs. Florida, Capital One Bowl	1-1-2008
4	Dave Rather vs. Stanford, Rose Bowl	1-1-1972
4	Mercury Hayes vs. Texas A&M, Alamo Bowl	12-28-1995
4	Walter Cross vs. Alabama, Orange Bowl.....	1-1-2000
4	Steve Breaston vs. Nebraska, Alamo Bowl.....	12-28-2005
4	Steve Breaston vs. Southern California, Rose Bowl	1-1-2007
4	Dennis Norfleet vs. Kansas State, Buffalo Wild Wings Bowl ..	12-28-2013

MOST YARDS RETURNED

221	Steve Breaston vs. Texas, Rose Bowl	1-1-2005
163	Martavious Odoms vs. Mississippi State, Gator Bowl	1-1-2011
146	Steve Breaston vs. Nebraska, Alamo Bowl.....	12-28-2005
125	Todd Howard vs. Tennessee, Citrus Bowl	1-1-2002
102	Ralph Clayton vs. Washington, Rose Bowl.....	1-2-1978
99	Giles Jackson vs. Alabama, Citrus Bowl	1-1-2020
98	Brandon Minor vs. Florida, Capital One Bowl	1-1-2008
88	Dennis Norfleet vs. Kansas State, Buffalo Wild Wings Bowl ..	12-28-2013
87	Dave Rather vs. Stanford, Rose Bowl	1-1-1972
83	Walter Cross vs. Alabama, Orange Bowl.....	1-1-2000

INTERCEPTIONS

MOST INTERCEPTIONS

2	Leon Hall vs. Nebraska, Alamo Bowl.....	12-28-2005
1	Many players LAST: Wesley Walker vs. Alabama, ReliaQuest Bowl.....	12-31-2024

MOST YARDS RETURNED

81	Mike Sainristil vs. Washington, CFP NC Game	1-8-2024
46	Ian Gold vs. Arkansas, Citrus Bowl	1-1-1999
43	Clarence Thompson vs. N.C. State, Hall of Fame Bowl	1-1-1994
42	Victor Hobson vs. Florida, Outback Bowl.....	1-1-2003
39	Julius Curry vs. Auburn, Citrus Bowl	1-1-2001
36	David Arnold vs. Alabama, Hall of Fame Bowl	1-2-1988
36	Otis Williams vs. Washington, Rose Bowl.....	1-1-1992
27	Noah Furbush vs. South Carolina, Outback Bowl	1-1-2018
26	James Whitley vs. Arkansas, Citrus Bowl	1-1-1999
25	Mike Jolly vs. Washington, Rose Bowl	1-2-1978

TOTAL RETURNS

MOST RETURNS

11	Steve Breaston vs. Nebraska, Alamo Bowl.....	12-28-2005
8	Todd Howard vs. Tennessee, Citrus Bowl.....	1-1-2002
7	Anthony Carter vs. UCLA, Bluebonnet Bowl.....	12-31-1981
7	Steve Breaston vs. Texas, Rose Bowl.....	1-1-2005
7	Martavious Odoms vs. Mississippi State, Gator Bowl.....	1-1-2011
6	Rick Sygar vs. Oregon State, Rose Bowl.....	1-1-1965
6	Ralph Clayton vs. Washington, Rose Bowl.....	1-2-1978
6	Desmond Howard vs. Washington, Rose Bowl.....	1-1-1992
6	Mercury Hayes vs. Texas A&M, Alamo Bowl.....	12-28-1995

MOST YARDS RETURNED

223	Steve Breaston vs. Texas, Rose Bowl.....	1-1-2005
218	Steve Breaston vs. Nebraska, Alamo Bowl.....	12-28-2005
163	Martavious Odoms vs. Mississippi State, Gator Bowl.....	1-1-2011
125	Todd Howard vs. Tennessee, Citrus Bowl.....	1-1-2002
107	Derrick Alexander vs. N.C. State, Hall of Fame Bowl.....	1-1-1994
102	Ralph Clayton vs. Washington, Rose Bowl.....	1-2-1978
99	Giles Jackson vs. Alabama, Citrus Bowl.....	1-1-2020
98	Brandon Minor vs. Florida, Capital One Bowl.....	1-1-2008
94	A.J. Henning vs. TCU, Fiesta Bowl.....	12-31-2022
88	Dennis Norfleet vs. Kansas State, Buffalo Wild Wings Bowl.....	12-28-2013

TOTAL OFFENSE

MOST PLAYS

58	John Navarre vs. Southern California, Rose Bowl.....	1-1-2004
56	Chad Henne vs. Nebraska, Alamo Bowl.....	12-28-2005
52	Denard Robinson vs. Mississippi State, Gator Bowl.....	1-1-2011
50	Don Moorhead vs. Southern California, Rose Bowl.....	1-1-1970
49	Tom Brady vs. Alabama, Orange Bowl.....	1-1-2000
49	Brandon Peters vs. South Carolina, Outback Bowl.....	1-1-2018
48	Chad Henne vs. Southern California, Rose Bowl.....	1-1-2007
48	Devin Gardner vs. South Carolina, Outback Bowl.....	1-1-2013
45	Shea Patterson vs. Alabama, Citrus Bowl.....	1-1-2020
44	Wilton Speight vs. Florida State, Orange Bowl.....	12-30-2016
44	J.J. McCarthy vs. TCU, Fiesta Bowl.....	12-31-2022

MOST YARDS GAINED

395	J.J. McCarthy vs. TCU, Fiesta Bowl.....	12-31-2022
353	Tom Brady vs. Alabama, Orange Bowl.....	1-1-2000
349	Chad Henne vs. Florida, Capital One Bowl.....	1-1-2008
313	John Navarre vs. Florida, Outback Bowl.....	1-1-2003
313	Denard Robinson vs. Mississippi State, Gator Bowl.....	1-1-2011
308	Chad Henne vs. Nebraska, Alamo Bowl.....	12-28-2005
307	Jake Rudock vs. Florida, Citrus Bowl.....	1-1-2016
296	Elvis Grbac vs. Mississippi, Gator Bowl.....	1-1-1991
292	Brian Griese vs. Alabama, Outback Bowl.....	1-1-1997
279	Bob Chappuis vs. Southern California, Rose Bowl.....	1-1-1948

ALL-PURPOSE

MOST PLAYS

36	Anthony Thomas vs. Auburn, Citrus Bowl.....	1-1-2001
34	Chris Perry vs. Florida, Outback Bowl.....	1-1-2003
33	Mike Hart vs. Florida, Capital One Bowl.....	1-1-2008
32	Bill Taylor vs. Stanford, Rose Bowl.....	1-1-1972
29	Butch Woolfolk vs. UCLA, Bluebonnet Bowl.....	12-31-1981
28	Don Dufek vs. California, Rose Bowl.....	1-1-1951
27	Butch Woolfolk vs. Washington, Rose Bowl.....	1-1-1981
26	Jamie Morris vs. Nebraska, Fiesta Bowl.....	1-1-1986
26	De'Veon Smith vs. Florida, Citrus Bowl.....	1-1-2016

MOST YARDS GAINED

315	Steve Breaston vs. Texas, Rose Bowl.....	1-1-2005
261	Tyrone Wheatley vs. Washington, Rose Bowl.....	1-1-1993
230	Jamie Morris vs. Alabama, Hall of Fame Bowl.....	1-2-1988
226	Desmond Howard vs. Mississippi, Gator Bowl.....	1-1-1991
224	Steve Breaston vs. Nebraska, Alamo Bowl.....	12-28-2005
214	Anthony Thomas vs. Auburn, Citrus Bowl.....	1-1-2001
198	Ralph Clayton vs. Washington, Rose Bowl.....	1-2-1978
195	Jamie Morris vs. Nebraska, Fiesta Bowl.....	1-1-1986
193	Chris Perry vs. Florida, Outback Bowl.....	1-1-2003
190	Martavious Odoms vs. Mississippi State, Gator Bowl.....	1-1-2011

SCORING

MOST POINTS SCORED

24	Chris Perry vs. Florida, Outback Bowl.....	1-1-2003
18	Jack Weisenburger vs. Southern California, Rose Bowl.....	1-1-1948
18	Mel Anthony vs. Oregon State, Rose Bowl.....	1-1-1965
18	Jamie Morris vs. Alabama, Hall of Fame Bowl.....	1-2-1988
18	Tyrone Wheatley vs. Washington, Rose Bowl.....	1-1-1993
18	Anthony Thomas vs. Arkansas, Citrus Bowl.....	1-1-1999
18	David Terrell vs. Alabama, Orange Bowl.....	1-1-2000
18	Braylon Edwards vs. Texas, Rose Bowl.....	1-1-2005

MOST TOUCHDOWNS SCORED

4	Chris Perry vs. Florida, Outback Bowl.....	1-1-2003
3	Jack Weisenburger vs. Southern California, Rose Bowl.....	1-1-1948
3	Mel Anthony vs. Oregon State, Rose Bowl.....	1-1-1965
3	Jamie Morris vs. Alabama, Hall of Fame Bowl.....	1-2-1988
3	Tyrone Wheatley vs. Washington, Rose Bowl.....	1-1-1993
3	Anthony Thomas vs. Arkansas, Citrus Bowl.....	1-1-1999
3	David Terrell vs. Alabama, Orange Bowl.....	1-1-2000
3	Braylon Edwards vs. Texas, Rose Bowl.....	1-1-2005

MOST FIELD GOALS SCORED

4	Dominic Zvada vs. Alabama, ReliaQuest Bowl.....	12-31-2024
4	Quinn Nordin vs. South Carolina, Outback Bowl.....	1-1-2018
3	Brendan Gibbons vs. Virginia Tech, Sugar Bowl.....	1-3-2012
3	Garrett Rivas vs. Texas, Rose Bowl.....	1-1-2005
3	Kenny Allen vs. Florida State, Orange Bowl.....	12-30-2016
3	Quinn Nordin vs. Alabama, Citrus Bowl.....	1-1-2020
2	Ali Haji-Sheikh vs. UCLA, Bluebonnet Bowl.....	12-31-1981
2	Pat Moons vs. Nebraska, Fiesta Bowl.....	1-1-1986
2	Remy Hamilton vs. Alabama, Outback Bowl.....	1-1-1997
2	K.C. Lopata vs. Florida, Capital One Bowl.....	1-1-2008
2	Matt Wile vs. Kansas State, Buffalo Wild Wings Bowl.....	12-28-2013
2	Kenny Allen vs. Florida, Citrus Bowl.....	1-1-2016
2	Jake Moody vs. Florida, Peach Bowl.....	12-29-2018
2	James Turner vs. Washington, CFP NC Game.....	1-8-2024

MOST FIELD GOALS ATTEMPTED

4	Dominic Zvada vs. Alabama, ReliaQuest Bowl.....	12-31-2024
4	Quinn Nordin vs. South Carolina, Outback Bowl.....	1-1-2018
3	Brendan Gibbons vs. Virginia Tech, Sugar Bowl.....	1-3-2012
3	Remy Hamilton vs. Alabama, Outback Bowl.....	1-1-1997
3	Ali Haji-Sheikh vs. UCLA, Bluebonnet Bowl.....	12-31-1981
3	Mike Gillette vs. Southern California, Rose Bowl.....	1-2-1989
3	Garrett Rivas vs. Texas, Rose Bowl.....	1-1-2005
3	Kenny Allen vs. Florida State, Orange Bowl.....	12-30-2016
3	Jake Moody vs. Florida, Peach Bowl.....	12-29-2018
3	Quinn Nordin vs. Alabama, Citrus Bowl.....	1-1-2020
3	Jake Moody vs. TCU, Fiesta Bowl.....	12-31-2022

MOST POINT-AFTER-TOUCHDOWNS SCORED

7	Jim Brieske vs. Southern California, Rose Bowl.....	1-1-1948
6	Peter Elezovic vs. N.C. State, Hall of Fame Bowl.....	1-1-1994
6	Jay Feely vs. Arkansas, Citrus Bowl.....	1-1-1999
5	J.D. Carlson vs. Mississippi, Gator Bowl.....	1-1-1991
5	Peter Elezovic vs. Washington, Rose Bowl.....	1-1-1993
5	Hayden Epstein vs. Alabama, Orange Bowl.....	1-1-2000
5	Adam Finley vs. Florida, Outback Bowl.....	1-1-2003
5	K.C. Lopata vs. Florida, Capital One Bowl.....	1-1-2008
5	Kenny Allen vs. Florida, Citrus Bowl.....	1-1-2016
4	Mike Gillette vs. Alabama, Hall of Fame Bowl.....	1-2-1988
4	Hayden Epstein vs. Auburn, Citrus Bowl.....	1-1-2001
4	Garrett Rivas vs. Texas, Rose Bowl.....	1-1-2005
4	James Turner vs. Washington, CFP NC Game.....	1-8-2024

TACKLES**MOST TACKLES**

18	Garland Rivers vs. Brigham Young, Holiday Bowl.....	12-21-1984
18	Allen Bishop vs. Alabama, Hall of Fame Bowl.....	1-2-1988
16	Ron Simpkins vs. Washington, Rose Bowl.....	1-2-1978
15	Cecil Pryor vs. Southern Cal, Rose Bowl.....	1-1-1970
15	Mike Mallory vs. Nebraska, Fiesta Bowl.....	1-1-1986
14	Sam Sword vs. Arkansas, Citrus Bowl.....	1-1-1999
13	Eric Brackins vs. Auburn, Citrus Bowl.....	1-1-2001
13	Kenny Demens vs. Mississippi State, Gator Bowl.....	1-1-2011
12	Mike Taylor vs. Southern California, Rose Bowl.....	1-1-1970
12	Mike Mallory vs. Auburn, Sugar Bowl.....	1-2-1984
12	Erick Anderson vs. Southern California, Rose Bowl.....	1-1-1989
12	Jarrett Irons vs. Colorado State, Holiday Bowl.....	12-30-1994
12	Ian Gold vs. Alabama, Orange Bowl.....	1-1-2000
12	Victor Hobson vs. Florida, Outback Bowl.....	1-1-2003
12	Rod Moore vs. TCU, Fiesta Bowl.....	12-31-2022

SOLO TACKLES

15	Allen Bishop vs. Alabama, Hall of Fame Bowl.....	1-2-1988
13	Ron Simpkins vs. Washington, Rose Bowl.....	1-2-1978
11	Sam Sword vs. Arkansas, Citrus Bowl.....	1-1-1999
10	David Folkertsma vs. Arizona State, Rose Bowl.....	1-1-1987
10	Vada Murray vs. Southern California, Rose Bowl.....	1-1-1990
10	Jarrett Irons vs. Colorado State, Holiday Bowl.....	12-30-1994
10	Markus Curry vs. Southern California, Rose Bowl.....	1-1-2004
9	Kevin Brooks vs. UCLA, Rose Bowl.....	1-1-1983
9	Garland Rivers vs. Arizona State, Rose Bowl.....	1-1-1987
9	Erick Anderson vs. Washington, Rose Bowl.....	1-1-1992
9	Sam Sword vs. Alabama, Outback Bowl.....	1-1-1997
9	Ian Gold vs. Alabama, Orange Bowl.....	1-1-2000
9	LaMarr Woodley vs. Texas, Rose Bowl.....	1-1-2005
9	Kenny Demens vs. Mississippi State, Gator Bowl.....	1-1-2011
9	Rod Moore vs. TCU, Fiesta Bowl.....	12-31-2022

TACKLES FOR LOSS**TACKLES FOR LOSS**

5	Alan Branch vs. Nebraska, Alamo Bowl.....	12-28-2005
4	Jake Ryan vs. Virginia Tech, Sugar Bowl.....	1-3-2012
4	James Hall vs. Arkansas, Citrus Bowl.....	1-1-1999
4	Eric Wilson vs. Auburn, Citrus Bowl.....	1-1-2001
4	LaMarr Woodley vs. Texas, Rose Bowl.....	1-1-2005
4	Mike McCray vs. South Carolina, Outback Bowl.....	1-1-2018
3	Dhani Jones vs. Alabama, Orange Bowl.....	1-1-2000
3	Pierre Woods vs. Nebraska, Alamo Bowl.....	12-28-2005
2.5	Chris Wormley vs. Florida, Citrus Bowl.....	1-1-2016
2.5	Chase Winovich vs. Florida, Peach Bowl.....	12-29-2018
2	on 27 different occasions:	
	Last: Derrick Moore vs. Alabama, ReliaQuest Bowl.....	12-31-2024

Please Note: The Bowl Records do not include the 1902 Rose Bowl Statistics throughout this section, except where indicated.

SACKS**SACKS**

3	Alan Branch vs. Nebraska, Alamo Bowl.....	12-28-2005
2	Glen Steele vs. Alabama, Outback Bowl.....	1-1-1997
2	Dhani Jones vs. Washington State, Rose Bowl.....	1-1-1998
2	James Hall vs. Arkansas, Citrus Bowl.....	1-1-1999
2	Braiden McGregor vs. Alabama, Rose Bowl.....	1-1-2024
2	Derrick Moore vs. Alabama, ReliaQuest Bowl.....	12-31-2024

PASS BREAKUPS**PASS BREAK-UPS**

4	Marion Body vs. UCLA, Rose Bowl.....	1-1-1983
4	Charles Woodson vs. Washington State, Rose Bowl.....	1-1-1998
3	Brian Carpenter vs. Washington, Rose Bowl.....	1-1-1981
3	Jerry Burgei vs. UCLA, Rose Bowl.....	1-1-1983
3	David Arnold vs. Alabama, Hall of Fame Bowl.....	1-2-1988
3	Markus Curry vs. Southern California, Rose Bowl.....	1-1-2004
2	on 24 different occasions:	
	Last: Keon Sabb vs. Washington, CFP NC Game.....	1-8-2024

Bowl Game Longest Plays

MICHIGAN

SCRIMMAGE RUN

88	Tyrone Wheatley vs. Washington, Rose Bowl (TD)	1-1-1993
84	Mel Anthony vs. Oregon State, Rose Bowl (TD)	1-1-1965
77	Jamie Morris vs. Alabama, Hall of Fame Bowl (TD)	1-2-1988
61	Leroy Hoard vs. Southern California, Rose Bowl	1-2-1989
59	Blake Corum vs. Washington, CFP NC Game	1-8-2024
56	Tyrone Wheatley vs. Washington, Rose Bowl (TD)	1-1-1993
54	Donovan Edwards vs. TCU, Fiesta Bowl	12-31-2022
53	Tyrone Wheatley vs. Washington, Rose Bowl (TD)	1-1-1992
52	Butch Woolfolk vs. UCLA, Bluebonnet Bowl	12-31-1981

PASSING PLAY

76	Rick Leach - Curt Stephenson vs. Washington, Rose (TD)	1-2-1978
65	Chad Henne - Carson Butler vs. Florida, Capital One	1-1-2008
63	Elvis Grbac - Desmond Howard vs. Mississippi, Gator (TD)	1-1-1991
59	Drew Henson - Marquise Walker vs. Auburn, Citrus	1-1-2001
58	Brian Griese - Tai Streets vs. Washington State, Rose (TD)	1-1-1998
57	Tom Brady - David Terrell vs. Alabama, Orange (TD)	1-1-2000
53	Brian Griese - Tai Streets vs. Washington State, Rose (TD)	1-1-1998
53	John Wangler - A. Carter vs. N. Carolina, Gator (TD)	12-28-1979

PUNT

73	Don Bracken vs. Washington, Rose Bowl	1-1-1981
69	Hudson Hollenbeck vs. Alabama, ReliaQuest Bowl	12-31-2024
64	Brad Robbins vs. TCU, Fiesta Bowl	12-31-2022
61	Kenny Allen vs. Florida State, Orange Bowl	12-30-2016
60	Chris Stapleton vs. N.C. State, Hall of Fame Bowl	1-1-1994
59	Monte Robbins vs. Nebraska, Fiesta Bowl	1-1-1986
58	Matt Wile vs. Virginia Tech, Sugar Bowl	1-3-2012

FIELD GOAL

59	Jake Moody vs. TCU, Fiesta Bowl	12-31-2022
57	Quinn Nordin vs. Alabama, Citrus Bowl	1-1-2020
52	Matt Wile vs. South Carolina, Outback Bowl	1-1-2013
49	Mike Gillette vs. Southern California, Rose Bowl	1-2-1989
48	Jake Moody vs. Florida, Peach Bowl	12-29-2018
48	Quinn Nordin vs. South Carolina, Outback Bowl	1-1-2018
47	Ali Haji-Sheikh vs. UCLA, Bluebonnet Bowl	12-31-1981
45	Quinn Nordin vs. South Carolina, Outback Bowl	1-1-2018
45	Dominic Zvada vs. Alabama, ReliaQuest Bowl	12-31-2024

INTERCEPTION RETURN

81	Mike Sainrsitil vs. Washington, CFP NC Game	1-8-2024
46	Ian Gold vs. Arkansas, Citrus Bowl (TD)	1-1-1999
43	Clarence Thompson vs. N.C. State, Hall of Fame Bowl	1-1-1994
42	Victor Hobson vs. Florida, Outback Bowl	1-1-2003
39	Julius Curry vs. Auburn, Citrus Bowl	1-1-2001
36	David Arnold vs. Alabama, Hall of Fame Bowl	1-2-1988
36	Otis Williams vs. Washington, Rose Bowl	1-1-1992

KICKOFF RETURN

69	Steve Breaston vs. Nebraska, Alamo Bowl	12-28-2005
53	Steve Breaston vs. Texas, Rose Bowl	1-1-2005
50	Giles Jackson vs. Alabama, Citrus Bowl	1-1-2020
45	Allen Jefferson vs. Alabama, Hall of Fame Bowl	1-2-1988
44	Mercury Hayes vs. Colorado State, Holiday Bowl	12-30-1994
44	Steve Breaston vs. Texas, Rose Bowl	1-1-2005
43	Steve Breaston vs. Texas, Rose Bowl	1-1-2005

PUNT RETURN

79	Derrick Alexander vs. N.C. State, Hall of Fame Bowl	1-1-1994
34	Junior Hemingway vs. Mississippi State, Gator Bowl	1-1-2011
31	Charles Woodson vs. Alabama, Outback Bowl	1-1-1997
28	Derrick Alexander vs. Washington, Rose Bowl	1-1-1993
25	A.E. Herrnstein vs. Stanford, Rose Bowl	1-1-1902
25	Steve Breaston vs. Nebraska, Alamo Bowl	12-28-2005

OPPONENT

SCRIMMAGE RUN

71	Dalvin Cook, Florida State, Orange Bowl	12-30-2016
69	Emari Demercao, TCU, Fiesta Bowl	12-31-2022
66	Percy Harvin, Florida, Capital One Bowl	1-1-2008
64	Connor Shaw, South Carolina, Outback Bowl	1-1-2013
60	Vince Young, Texas, Rose Bowl (TD)	1-1-2005
53	Lamical Perine, Florida, Peach Bowl (TD)	12-29-2018
50	Shaun Alexander, Alabama, Orange Bowl (TD)	1-1-2000

PASSING PLAY

92	Deondre Francois - Nygwan Murray, Florida St, Orange Bowl (TD) ...	12-30-2016
85	Mac Jones - Jerry Jeudy, Alabama, Citrus Bowl (TD)	1-1-2020
81	Chris Relf - LaDarius Perkins, Mississippi State, Gator Bowl	1-1-2011
76	Max Duggan - Quentin Johnston, TCU, Fiesta Bowl	12-31-2022
70	Dylan Thompson - Nick Jones, South Carolina, Outback Bowl ...	1-1-2013
64	Mark Brunell - Shelley, Washington, Rose Bowl	1-1-1993
64	Casey Clausen - Jason Witten, Tennessee, Citrus Bowl	1-1-2002
62	Warren Moon - Spider Gaines, Washington, Rose Bowl	1-2-1978
62	John David Booty - Dwayne Jarrett, USC, Rose Bowl (TD)	1-1-2007
57	Stetson Bennett - Jermaine Burton, UGA, Orange Bowl (TD) .	12-31-2021

PUNT

66	Johnny Townsend, Florida, Peach Bowl	12-29-2018
62	James Burnip, Alabama, Rose Bowl	1-1-2024
61	Johnny Townsend, Florida, Citrus Bowl	1-1-2016
61	James Burnip, Alabama, ReliaQuest Bowl	12-31-2024
60	Hayden Stockton, Alabama, Outback Bowl	1-1-1997
60	Chris Sperle, Southern California, Rose Bowl	1-2-1989
59	Marty King, Southern California, Rose Bowl	1-1-1979
59	Sam Koch, Nebraska, Alamo Bowl	12-28-2005
59	Sam Koch, Nebraska, Alamo Bowl	12-28-2005

FIELD GOAL

52	Will Reichard, Alabama, Rose Bowl	1-1-2024
51	Philip Doyle, Alabama, Hall of Fame Bowl	1-2-1988
51	Brian Lee, Mississippi, Gator Bowl	1-1-1991
51	Graham Nicholson, Alabama, ReliaQuest Bowl	12-31-2024
50	Will Reichard, Alabama, Rose Bowl	1-1-2024
49	Kyle Bryant, Texas A&M, Alamo Bowl	12-28-1995
48	Rian Lindell, Washington State, Rose Bowl	1-1-1998
48	Parker White, South Carolina, Outback Bowl	1-1-2018

INTERCEPTION RETURN

88	Dwayne Rudd, Alabama, Outback Bowl	1-1-1997
53	Chauncy Gardner-Johnson, Florida, Peach Bowl	12-29-2018
51	Dante Barnett, Kansas State, Buffalo Wild Wings Bowl	12-28-2013
50	Tyrone Ashley, Mississippi, Gator Bowl	1-1-1991
44	Andre Williams, Texas A&M, Alamo Bowl	12-28-1995
41	Bud Clark, TCU, Fiesta Bowl	12-31-2022

KICKOFF RETURN

66	Keith Gavin, Florida State, Orange Bowl	12-30-2016
55	Tyrone Ashley, Mississippi, Gator Bowl	1-1-1991
53	Kyle Stevens, Washington, Rose Bowl	1-2-1978
47	Napoleon Kaufman, Washington, Rose Bowl	1-1-1993
40	Raymond Butler, Southern California, Rose Bowl	1-1-1979
40	Ramonce Taylor, Texas, Rose Bowl	1-1-2005
40	Tyler Lockett, Kansas State, Buffalo Wild Wings Bowl	12-28-2013

PUNT RETURN

63	Ace Sanders, South Carolina, Outback Bowl	1-1-2013
62	Freddie Milons, Alabama, Orange Bowl	1-1-2000
49	Ray Horton, Washington, Rose Bowl	1-1-1981
38	Ryan Williams, Alabama, ReliaQuest Bowl	12-31-2024
31	Derius Davis, TCU, Fiesta Bowl	12-31-2022
28	Cortney Grixby, Nebraska, Alamo Bowl	12-28-2005

Opponent Single Game Bowl Records

RUSHING

MOST ATTEMPTS

32	Charles White, Southern California, Rose Bowl.....	1-1-1977
32	Charles White, Southern California, Rose Bowl.....	1-1-1979
30	Rickey Ervins, Southern California, Rose Bowl.....	1-2-1990
28	Cory Ross, Nebraska, Alamo Bowl.....	12-28-2005
27	Bobby Humphrey, Alabama, Hall of Fame Bowl.....	1-2-1988
25	Shaun Alexander, Alabama, Orange Bowl.....	1-1-2000
25	Rudi Johnson, Auburn, Citrus Bowl.....	1-1-2001

MOST YARDS GAINED

192	Vince Young, Texas, Rose Bowl.....	1-1-2005
165	Percy Harvin, Florida, Capital One Bowl.....	1-1-2008
161	Shaun Alexander, Alabama, Orange Bowl.....	1-1-2000
161	Cory Ross, Nebraska, Alamo Bowl.....	12-28-2005
150	Emari Demercao, TCU, Fiesta Bowl.....	12-31-2022
149	Bobby Humphrey, Alabama, Hall of Fame Bowl.....	1-2-1988
145	Dalvin Cook, Florida State, Orange Bowl.....	12-30-2016
136	Najee Harris, Alabama, Citrus Bowl.....	1-1-2020
130	Bo Jackson, Auburn, Sugar Bowl.....	1-1-1984

PASSING

MOST ATTEMPTED

51	Michael Penix, Washington, CFP NC Game.....	1-8-2024
45	John David Booty, Southern California, Rose Bowl.....	1-1-2007
44	Don Bunce, Stanford, Rose Bowl.....	1-1-1972
42	Robbie Bosco, Brigham Young, Holiday Bowl.....	12-21-1984
42	Clint Stoerner, Arkansas, Citrus Bowl.....	1-1-1999

MOST COMPLETED

30	Robbie Bosco, Brigham Young, Holiday Bowl.....	12-21-1984
28	Ben Leard, Auburn, Citrus Bowl.....	1-1-2001
27	John David Booty, Southern California, Rose Bowl.....	1-1-2007
27	Michael Penix, Washington, CFP NC Game.....	1-8-2024
26	Casey Clausen, Tennessee, Citrus Bowl.....	1-1-2002

HIGHEST COMPLETION PERCENTAGE (Min. 10 attempts)

78.3	Chris Relf, Mississippi State, Gator Bowl (18-23).....	1-1-2011
77.8	Jake Waters, Kansas State, Buffalo Wild Wings Bowl.....	12-28-2013
76.5	Casey Clausen, Tennessee, Citrus Bowl (26-34).....	1-1-2002
75.7	Ben Leard, Auburn, Citrus Bowl (28-37).....	1-1-2001
72.0	Tom Ramsey, UCLA, Rose Bowl (18-25).....	1-1-1983
71.4	Robbie Bosco, Brigham Young, Holiday Bowl (30-42).....	12-21-1984
71.4	Rodney Peete, Southern California, Rose Bowl (15-21).....	1-2-1989

MOST YARDS GAINED PASSING

394	Ben Leard, Auburn, Citrus Bowl.....	1-1-2001
393	Casey Clausen, Tennessee, Citrus Bowl.....	1-1-2002
391	John David Booty, Southern California, Rose Bowl.....	1-1-2007
343	Robbie Bosco, Brigham Young, Holiday Bowl.....	12-21-1984
331	Ryan Leaf, Washington State, Rose Bowl.....	1-1-1998
327	Mac Jones, Alabama, Citrus Bowl.....	1-1-2020

MOST TOUCHDOWN PASSES THROWN

4	John David Booty, Southern California, Rose Bowl.....	1-1-2007
3	Ben Leard, Auburn, Citrus Bowl.....	1-1-2001
3	Casey Clausen, Tennessee, Citrus Bowl.....	1-1-2002
3	Matt Leinart, Southern California, Rose Bowl.....	1-1-2004
3	Zac Taylor, Nebraska, Alamo Bowl.....	12-28-2005
3	Tim Tebow, Florida, Capital One Bowl.....	1-1-2008
3	Chris Relf, Mississippi State, Gator Bowl.....	1-1-2011
3	Jake Waters, Kansas State, Buffalo Wild Wings Bowl.....	12-28-2013
3	Mac Jones, Alabama, Citrus Bowl.....	1-1-2020
3	Stetson Bennett, Georgia, Orange Bowl (CFP).....	12-31-2021

MOST INTERCEPTIONS THROWN

3	Robbie Bosco, Brigham Young, Holiday Bowl.....	12-21-1984
3	Russ Shows, Mississippi, Gator Bowl.....	1-1-1991
2	on 13 different occasions	
	Last: Michael Penix, Washington, CFP NC Game.....	1-8-2024

RECEIVING

MOST PASSES CAUGHT

11	David Mills, Brigham Young, Holiday Bowl.....	12-21-1984
11	Dwayne Jarrett, Southern California, Rose Bowl.....	1-1-2007
10	Kelly Smith, Brigham Young, Holiday Bowl.....	12-21-1984
10	Tyler Lockett, Kansas State, Buffalo Wild Wings Bowl.....	12-28-2013
9	Percy Harvin, Florida, Capital One Bowl.....	1-1-2008
9	Ace Sanders, South Carolina, Outback Bowl.....	1-1-2013
8	on 5 different occasions	
	Last: Danny Coale, Virginia Tech, Sugar Bowl.....	1-3-2012

MOST YARDS GAINED

205	Dwayne Jarrett, Southern California, Rose Bowl.....	1-1-2007
204	Jerry Jeudy, Alabama, Citrus Bowl.....	1-1-2020
163	Quentin Johnston, TCU, Fiesta Bowl.....	12-31-2022
149	Keary Colbert, Southern California, Rose Bowl.....	1-1-2004
126	Mario Bailey, Washington, Rose Bowl.....	1-1-1992
125	Jason Witten, Tennessee, Citrus Bowl.....	1-1-2002
122	Spider Gaines, Washington, Rose Bowl.....	1-2-1978

MOST TOUCHDOWN PASSES CAUGHT

3	Tyler Lockett, Kansas State, Buffalo Wild Wings Bowl.....	12-28-2013
2	Bruce Hill, Arizona State, Rose Bowl.....	1-1-1987
2	Kelley Washington, Tennessee, Citrus Bowl.....	1-1-2002
2	Keary Colbert, Southern California, Rose Bowl.....	1-1-2004
2	Terrence Nunn, Nebraska, Alamo Bowl.....	12-28-2005
2	Dwayne Jarrett, Southern California, Rose Bowl.....	1-1-2007
2	Andre Caldwell, Florida, Capital One Bowl.....	1-1-2008
2	Ace Sanders, South Carolina, Outback Bowl.....	1-1-2013
2	Nyquan Murray, Florida State, Orange Bowl.....	12-30-2016

TOTAL OFFENSE

MOST PLAYS

54	Anthony Hill, Colorado State, Holiday Bowl.....	12-30-1994
54	Michael Penix, Washington, CFP NC Game.....	1-8-2024
52	Don Bunce, Stanford, Rose Bowl.....	1-1-1972
52	Rex Grossman, Florida, Outback Bowl.....	1-1-2003
49	Vince Young, Texas, Rose Bowl.....	1-1-2005
49	John David Booty, Southern California, Rose Bowl.....	1-1-2007
49	Tim Tebow, Florida, Capital One Bowl.....	1-1-2008

MOST YARDS GAINED

387	John David Booty, Southern California, Rose Bowl.....	1-1-2007
383	Ben Leard, Auburn, Citrus Bowl.....	1-1-2001
379	Casey Clausen, Tennessee, Citrus Bowl.....	1-1-2002
372	Vince Young, Texas, Rose Bowl.....	1-1-2005
359	Robbie Bosco, Brigham Young, Holiday Bowl.....	12-21-1984

ALL-PURPOSE

MOST PLAYS

35	Rickey Ervins, Southern California, Rose Bowl.....	1-2-1990
34	Charles White, Southern California, Rose Bowl.....	1-1-1979
33	Bobby Humphrey, Alabama, Hall of Fame Bowl.....	1-2-1988
32	Charles White, Southern California, Rose Bowl.....	1-1-1977
31	Cory Ross, Nebraska, Alamo Bowl.....	12-28-2005

MOST YARDS GAINED

242	Percy Harvin, Florida, Capital One Bowl	1-1-2008
207	Dalvin Cook, Florida State, Orange Bowl	12-30-2016
205	Dwayne Jarrett, Southern California, Rose Bowl	1-1-2007
203	Ramonce Taylor, Texas, Rose Bowl	1-1-2005
197	Bobby Humphrey, Alabama, Hall of Fame Bowl	1-2-1988
192	Vince Young, Texas, Rose Bowl	1-1-2005
190	Donte Stallworth, Tennessee, Citrus Bowl	1-1-2002

PUNTING**MOST PUNTS**

9	Len Frketch, Oregon State, Rose Bowl	1-1-1965
9	Tinker Owens, Oklahoma, Orange Bowl	1-1-1976
9	Marty King, Southern California, Rose Bowl	1-1-1979
9	Patrick Morgan, Alabama, Orange Bowl	1-1-2000
8	Sam Koch, Nebraska, Alamo Bowl	12-28-2005
8	Joseph Charlton, South Carolina, Outback Bowl	1-1-2018

HIGHEST AVERAGE YARDS PER PUNT (Minimum 3 punts)

54.0	Johnny Townsend, Florida, Citrus Bowl	1-1-2016
51.5	Sam Koch, Nebraska, Alamo Bowl	12-28-2005
51.0	James Burnip, Alabama, ReliaQuest Bowl (4-204)	12-31-2024
50.3	Chris Sperle, Southern California, Rose Bowl (4-201)	1-2-1989
50.3	James Burnip, Alabama, Rose Bowl	1-8-2024

PUNT RETURNS**MOST RETURNS**

4	Eric Cross, Stanford, Rose Bowl	1-1-1972
4	Raymond Butler, Southern California, Rose Bowl	1-1-1979
4	Beno Bryant, Washington, Rose Bowl	1-1-1992
4	Freddie Milons, Alabama, Orange Bowl	1-1-2000
4	Clifton Robinson, Auburn, Citrus Bowl	1-1-2001
4	Desmond Reed, Southern California, Rose Bowl	1-1-2007

MOST YARDS RETURNED

108	Freddie Milons, Alabama, Orange Bowl	1-1-2000
74	Tyler Lockett, Kansas State, Buffalo Wild Wings Bowl	12-28-2013
66	Ray Horton, Washington, Rose Bowl	1-1-1981
66	Ace Sanders, South Carolina, Outback Bowl	1-1-2013
52	Ray Mickens, Texas A&M, Alamo Bowl	12-28-1995

KICKOFF RETURNS**MOST RETURNS**

7	Ramonce Taylor, Texas, Rose Bowl	1-1-2005
4	Tyrone Ashley, Mississippi, Gator Bowl	1-1-1991
4	Kevin Matier, N.C. State, Hall of Fame Bowl	1-1-1994
4	Derius Davis, TCU, Fiesta Bowl	12-31-2022
3	on 8 different occasions	
	Last: Shi Smith, South Carolina, Outback Bowl	1-1-2018

MOST YARDS RETURNED

201	Ramonce Taylor, Texas, Rose Bowl	1-1-2005
113	Tyrone Ashley, Mississippi, Gator Bowl	1-1-1991
90	Kevin Matier, N.C. State, Hall of Fame Bowl	1-1-1994
78	Kyle Stevens, Washington, Rose Bowl	1-2-1978
75	Derius Davis, TCU, Fiesta Bowl	12-31-2022

INTERCEPTIONS**MOST INTERCEPTIONS**

2	Scott Hill, Oklahoma, Orange Bowl	1-1-1976
2	Chauncy Gardner-Johnson, Florida, Peach Bowl	12-29-2018
2	Derion Kendrick, Georgia, Orange Bowl (CFP)	12-31-2021

MOST YARDS RETURNED

88	Dwayne Rudd, Alabama, Outback Bowl	1-1-1997
83	Chauncy Gardner-Johnson, Florida, Peach Bowl	12-29-2018
51	Dante Barnett, Kansas State, Buffalo Wild Wings Bowl	12-28-2013
50	Tyrone Ashley, Mississippi, Gator Bowl	1-1-1991
44	Andre Williams, Texas A&M, Alamo Bowl	12-28-1995

TOTAL RETURNS**MOST RETURNS**

9	Ramonce Taylor, Texas, Rose Bowl	1-1-2005
6	Raymond Butler, Southern California, Rose Bowl	1-1-1979
6	Freddie Milons, Alabama, Orange Bowl	1-1-2000
5	Tyrone Ashley, Mississippi, Gator Bowl	1-1-1991
5	Keiwan Ratliff, Florida, Outback Bowl	1-1-2003
5	Derius Davis, TCU, Fiesta Bowl	12-31-2022

MOST YARDS RETURNED

202	Ramonce Taylor, Texas, Rose Bowl	1-1-2005
163	Tyrone Ashley, Mississippi, Gator Bowl	1-1-1991
153	Freddie Milons, Alabama, Orange Bowl	1-1-2000
106	Derius Davis, TCU, Fiesta Bowl	12-31-2022
90	Kevin Matier, N.C. State, Hall of Fame Bowl	1-1-1994

DEFENSE (Since 1966)**MOST TACKLES**

16	Buddy Curry, North Carolina, Gator Bowl	12-28-1979
15	Riki Gray, Southern California, Rose Bowl	1-1-1979
15	Matthew Thomas, Florida State, Orange Bowl	12-30-2016
14	Charles Weaver, Southern California, Rose Bowl	1-1-1970
14	Robert Jensen, Southern California, Rose Bowl	1-1-1970
14	Randall Polt, Stanford, Rose Bowl	1-1-1972
13	T.J. Brunson, South Carolina, Outback Bowl	1-1-2018

SCORING**MOST POINTS SCORED**

24	Vince Young, Texas, Rose Bowl	1-1-2005
18	Shaun Alexander, Alabama, Orange Bowl	1-1-2000
18	Vick Ballard, Mississippi State, Gator Bowl	1-1-2011
18	Tyler Lockett, Kansas State, Buffalo Wild Wings Bowl	12-28-2013
16	Kyle Bryant, Texas A&M, Alamo Bowl	12-28-1995
12	on 20 different occasions:	
	Last: Jace McClellan, Alabama, Rose Bowl	1-1-2024

MOST TOUCHDOWNS SCORED

4	Vince Young, Texas, Rose Bowl	1-1-2005
3	Shaun Alexander, Alabama, Orange Bowl	1-1-2000
3	Vick Ballard, Mississippi State, Gator Bowl	1-1-2011
3	Tyler Lockett, Kansas State, Buffalo Wild Wings Bowl	12-28-2013
2	on 19 different occasions:	
	Last: Jace McClellan, Alabama, Rose Bowl	1-1-2024

MOST FIELD GOALS SCORED

5	Kyle Bryant, Texas A&M, Alamo Bowl	12-28-1995
4	Justin Myer, Virginia Tech, Sugar Bowl	1-3-2012
3	Al Del Greco, Auburn, Sugar Bowl	1-1-1984
3	Kent Bostrom, Arizona State, Rose Bowl	1-1-1987
3	Jack Podlesny, Georgia, Orange Bowl (CFP)	12-31-2021

MOST FIELD GOALS ATTEMPTED (Since 1964)

6	Kyle Bryant, Texas A&M, Alamo Bowl	12-28-1995
5	Justin Myer, Virginia Tech, Sugar Bowl	1-3-2012
4	Rod Garcia, Stanford, Rose Bowl	1-1-1972
4	Jeff Hayes, North Carolina, Gator Bowl	12-28-1979
4	Al Del Greco, Auburn, Sugar Bowl	1-1-1984
4	Kent Bostrom, Arizona State, Rose Bowl	1-1-1987

MOST POINT-AFTER-TOUCHDOWNS SCORED

7	Derek DePasquale, Mississippi State, Gator Bowl	1-1-2011
6	Alex Walls, Tennessee, Citrus Bowl	1-1-2002
6	Griffin Kell, TCU, Fiesta Bowl	12-31-2022
5	Dusty Mangum, Texas, Rose Bowl	1-1-2005
5	Joey Iijas, Florida, Capital One Bowl	1-1-2008
5	Evan McPherson, Florida, Peach Bowl	12-29-2018
5	Joseph Bulovas, Alabama, Citrus Bowl	1-1-2020

Individual Career Bowl Records

RUSHING

MOST ATTEMPTS

89	Mike Hart	2005-05-07-08
78	Anthony Thomas	1998-99-2000-01
70	Butch Woolfolk	1979-79-81-81
68	Chris Perry	2001-02-03-04
64	Jamie Morris	1984-86-87-88
58	Tyrone Wheatley	1992-93-94-94
50	Bill Taylor	1970-72
47	Denard Robinson	2011-12-13
47	Rick Leach	1976-77-78-79
45	De'Veon Smith	2013-16-16

MOST YARDS GAINED

507	Tyrone Wheatley	1992-93-94-94
449	Jamie Morris	1984-86-87-88
430	Butch Woolfolk	1979-79-81-81
374	Anthony Thomas	1998-99-2000-01
333	Mike Hart	2005-05-07-08
266	Leroy Hoard	1988-89-90
250	Donovan Edwards	2021-22-24-24
230	Blake Corum	2022-24-24
186	Tshimanga Biakabutuka	1993-94-95
183	Ricky Powers	1991-92-93-94

PASSING

MOST ATTEMPTED

157	Chad Henne	2005-05-07-08
121	John Navarre	2002-03-04
96	J.J. McCarthy	2021-22-24-24
90	Brian Griese	1995-97-98
81	Elvis Grbac	1991-92-93
75	Rick Leach	1976-77-78-79
73	Tom Brady	1999-2000
73	Shea Patterson	2018-20
63	Denard Robinson	2011-12-13
49	Steve Smith	1981-83-84

MOST COMPLETED

90	Chad Henne	2005-05-07-08
69	John Navarre	2002-03-04
54	J.J. McCarthy	2021-22-24-24
48	Tom Brady	1999-2000
48	Brian Griese	1995-97-98
46	Elvis Grbac	1991-92-93
39	Shea Patterson	2018-20
36	Denard Robinson	2011-12-13
30	Rick Leach	1976-77-78-79
26	Todd Collins	1992-94-94

MOST YARDS GAINED PASSING

1,179	Chad Henne	2005-05-07-08
835	J.J. McCarthy	2021-22-24-24
830	John Navarre	2002-03-04
720	Brian Griese	1995-97-98
601	Elvis Grbac	1991-92-93
485	Rick Leach	1976-77-78-79
478	Tom Brady	1999-2000
469	Shea Patterson	2018-20
371	Denard Robinson	2011-12-13
354	Todd Collins	1992-94-94



Tom Brady set or tied Michigan bowl game passing marks for attempts (46), completions (34), yards (369) and TDs (four) vs. Alabama in the 2000 Orange Bowl.

MOST TOUCHDOWN PASSES THROWN

12	Chad Henne	2005-05-07-08
7	Elvis Grbac	1991-92-93
6	J.J. McCarthy	2021-22-24-24
6	Brian Griese	1995-97-98
5	Tom Brady	1999-2000
4	Denard Robinson	2011-12-13
4	John Navarre	2002-03-04
3	Rick Leach	1976-77-78-79
3	Todd Collins	1992-94-94
3	Devin Gardner	2013
3	Jake Rudock	2016

MOST INTERCEPTIONS THROWN

6	Rick Leach	1976-77-78-79
4	Chad Henne	2005-05-07-08
4	Shea Patterson	2018-20
3	Jim Harbaugh	1986-87
3	Todd Collins	1992-94-94
3	Brian Griese	1995-97-98
2	B.J. Dickey	1979
2	Dave Hall	1983
2	Steve Smith	1981-83-84
2	Elvis Grbac	1991-92-93
2	Tom Brady	1999-2000
2	Denard Robinson	2011-12-13
2	Brandon Peters	2018
2	J.J. McCarthy	2021-22-24-24

HIGHEST PASS EFF. (Min. 25 attempts)

192.3	John Wangler	1979-81
171.8	Jake Rudock	2016
170.0	Tom Brady	2000
142.7	Elvis Grbac	1991-92-93
140.5	Chad Henne	2005-05-07-08
124.2	Todd Collins	1992-94-94
121.21	Denard Robinson	2011-12-13
107.4	Demetrius Brown	1988-89

RECEIVING

MOST PASSES CAUGHT

24	Braylon Edwards	2003-04-05
20	Anthony Carter	1979-81-81-83
19	Jeremy Gallon	2011-12-13
17	Steve Breaston	2004-05-05-07
15	David Terrell	1999-2000-01
15	Marquise Walker	1999-2000-01-02
15	Donovan Peoples-Jones	2018-18
14	Mario Manningham	2005-07-08
13	Tai Streets	1995-96-97-98
13	Adrian Arrington	2005-07-08
13	Roman Wilson	2021-22-24-24

MOST YARDS GAINED

395	Anthony Carter	1979-81-81-83
326	Braylon Edwards	2003-04-05
312	David Terrell	1999-2000-01
273	Roman Wilson	2021-22-24-24
268	Tai Streets	1995-96-97-98
265	Marquise Walker	1999-2000-01-02
261	Steve Breaston	2004-05-05-07
242	Amani Toomer	1993-94-94-95
237	Jeremy Gallon	2011-12-13
202	Desmond Howard	1990-91-92

MOST TOUCHDOWN PASSES CAUGHT

4	Anthony Carter	1979-81-81-83
4	Amani Toomer	1993-94-94-95
4	David Terrell	1999-2000-01
3	Braylon Edwards	2003-04-05
3	Adrian Arrington	2005-07-08
2	Jeremy Gallon	2011-12-13
2	Desmond Howard	1990-91-92
2	Tony McGee	1992-93
2	Tai Streets	1996-97-98
2	B.J. Askew	2000-01-02-03
2	Steve Breaston	2004-05-05-07
2	Mario Manningham	2005-07-08
2	Junior Hemingway	2012
2	Jeremy Gallon	2011-12-13
2	Roman Wilson	2021-22-24-24

TOTAL OFFENSE

MOST PLAYS

183	Chad Henne	2005-05-07-08
139	John Navarre	2002-03-04
122	Rick Leach	1976-77-78-79
117	J.J. McCarthy	2021-22-24-24
114	Brian Griese	1995-97-98
111	Denard Robinson	2011-12-13
91	Shea Patterson	2018-20
90	Elvis Grbac	1991-92-93
81	Tom Brady	1999-2000
78	Anthony Thomas	1998-99-2000-01
78	Chris Perry	2001-02-03-04

MOST YARDS GAINED

1145	Chad Henne	2005-05-07-08
967	J.J. McCarthy	2021-22-24-24
748	John Navarre	2002-03-04
723	Brian Griese	1995-97-98
608	Rick Leach	1976-77-78-79
559	Tom Brady	1999-2000
557	Elvis Grbac	1991-92-93
550	Denard Robinson	2011-12-13
507	Tyrone Wheatley	1992-93-94-94
478	Shea Patterson	2018-20

ALL-PURPOSE

MOST PLAYS

95	Mike Hart	2005-05-07-08
89	Anthony Thomas	1998-99-2000-01
78	Butch Woolfolk	1979-79-81-81
76	Jamie Morris	1984-86-87-88
74	Chris Perry	2001-02-03-04
68	Tyrone Wheatley	1992-93-94-94
53	Bill Taylor	1970-72
48	Denard Robinson	2011-12-13
47	Rick Leach	1976-77-78-79
47	Blake Corum	2021-24-24

MOST YARDS GAINED

812	Steve Breaston	2004-05-05-07
608	Tyrone Wheatley	1992-93-94-94
605	Anthony Carter	1979-81-81-83
571	Jamie Morris	1984-86-87-88
491	Butch Woolfolk	1979-79-81-81
444	Anthony Thomas	1998-99-2000-01
377	Mike Hart	2005-05-07-08
350	Chris Perry	2001-02-03-04
336	Desmond Howard	1990-91
332	Mercury Hayes	1993-94-94-95

PUNTING

MOST PUNTS

25	Don Bracken	1981-81-83-84
24	Monte Robbins	1984-86-87-88
24	Hayden Epstein	1999-2000-01-02
19	John Anderson	1976-77-78
18	Chris Stapleton	1990-93-94
16	Adam Finley	2003-04-05
13	Brad Robbins	2017-19-21-22
12	Eddie Azcona	1991-92
11	Matt Wile	2011-12-13
11	Tommy Doman	2024-24

HIGHEST AVG. YDS/PUNT (Min. 5 punts)

48.4	Kenny Allen (9-436)	2016-16
46.2	Hudson Hollenbeck (6-277)	2024
43.5	Matt Wile (11-479)	2011-12-13
42.8	Tommy Doman (11-471)	2024-24
42.5	Zoltan Mesko (8-340)	2007-08
41.9	Chris Stapleton (18-755)	1990-93-94
41.6	Hayden Epstein (24-998)	1999-2000-01
41.4	Monte Robbins (24-993)	1984-86-87-88
41.2	Don Bracken (25-1031)	1981-81-83-84
41.1	John Anderson (19-781)	1976-77-78
41.0	Adam Finley (12-492)	2003-04-05

PUNT RETURNS

MOST RETURNS

11	Anthony Carter	1979-81-81-83
9	Steve Breaston	2004-05-05-07
7	Charles Woodson	1996-97-98
6	Rick Sygar	1965
6	Dwight Hicks	1976-77-78
6	DiAllo Johnson	1999
6	Julius Curry	2000-01-02-03
6	Donovan Peoples-Jones	2018-18-20
5	Mike Jolly	1977-78-79
5	Desmond Howard	1990-91-92

MOST YARDS RETURNED

107	Derrick Alexander	1990-91-93-94
86	Charles Woodson	1996-97-98
74	Steve Breaston	2004-05-05-07
68	Anthony Carter	1979-81-81-83
51	DiAllo Johnson	1999
50	Rick Sygar	1965
43	Julius Curry	2000-01-02-03
34	Junior Hemingway	2011
32	A.J. Henning	2021-22
29	Desmond Howard	1990-91-92

KICKOFF RETURNS

MOST RETURNS

15	Steve Breaston	2004-05-05-07
10	Martavious Odoms	2011-12
9	Mercury Hayes	1993-94-94-95
8	Todd Howard	2002
5	Ralph Clayton	1978-79-79
5	Anthony Carter	1979-81-81-83
5	Walter Cross	2000
5	Brandon Minor	2007-08
5	Dennis Norfleet	2012-13
4	Bo Rather	1972
4	Jamie Morris	1984-86-87-88
4	Allen Jefferson	1988-90-91
4	Desmond Howard	1990-91-92
4	Tyrone Wheatley	1992-93-94-94

MOST YARDS RETURNED

443	Steve Breaston	2004-05-05-07
214	Martavious Odoms	2011-12
193	Mercury Hayes	1993-94-94-95
125	Todd Howard	2002
120	Dennis Norfleet	2011-12-13
107	Allen Jefferson	1988-90-91
102	Ralph Clayton	1978-79-79
102	Anthony Carter	1979-81-81-83
99	Giles Jackson	2020
98	Brandon Minor	2007-08

INTERCEPTIONS

MOST INTERCEPTIONS

2	Brad Cochran	1984-84
2	David Arnold	1986-87-88-89
2	Ty Law	1992-93-94
2	Clarence Thompson	1994-94-95
2	Charles Woodson	1996-97-98
2	Leon Hall	2004-05-05-07
2	Mike Sainristil	2022-24-24

MOST YARDS RETURNED

81	Mike Sainristil	2022-24-24
48	David Arnold	1986-87-88-89
46	Ian Gold	1999
43	Clarence Thompson	1994-94-95
39	Julius Curry	2000-01
36	Otis Williams	1989-90-91-92
27	Noah Furbush	2016-18
26	James Whitley	1999
25	Mike Jolly	1978
23	Dwight Hicks	1976-77-78
23	Prescott Burgess	2005-05-07
21	Calvin O'Neal	1977



Steve Breaston set a Rose Bowl record with 315 all-purpose yards in the 2005 Rose Bowl game against Texas. He holds Michigan's career kickoff return yardage record with 443 yards on 15 returns in bowl action.

TOTAL RETURNS

MOST RETURNS

24	Steve Breaston	2004-05-05-07
16	Anthony Carter	1979-81-81-83
11	Mercury Hayes	1993-94-94-95
10	Martavious Odoms	2011-12
9	Desmond Howard	1990-91-92
9	Charles Woodson	1996-97-98
8	Dwight Hicks	1976-77-78
8	Todd Howard	2002
6	Rick Sygar	1965
6	Mike Jolly	1977-78-79
6	Julius Curry	2000-01-02-03
6	Donovan Peoples-Jones	2018-18-20
6	A.J. Henning	2021-22

MOST YARDS RETURNED

517	Steve Breaston	2004-05-05-07
214	Martavious Odoms	2011-12
194	Mercury Hayes	1993-94-94-95
170	Anthony Carter	1979-81-81-83
135	Derrick Alexander	1990-91-93-94
125	Todd Howard	2002
120	Dennis Norfleet	2011-12-13
110	A.J. Henning	2021-22
107	Allen Jefferson	1988-90-91
102	Ralph Clayton	1978-79-79

TACKLES (Since 1968)

MOST TACKLES

41	Erick Anderson	1989-90-91-92
39	Ron Simpkins	1978-79-79
35	Mike Mallory	1984-84-86
33	Garland Rivers	1984-86-87
32	Sam Sword	1995-96-97-98
29	Andy Cannavino	1979-79-81
29	Dhani Jones	1998-99-2000
28	Victor Hobson	2000-01-02-03
27	Paul Girgash	1979-81-81-83
27	Steve Morrison	1992-93-94-94
27	Junior Colson	2021-22-24-24

SCORING

MOST POINTS SCORED


42	Tyrone Wheatley	1992-93-94-94
36	Anthony Thomas	1998-99-2000-01
30	Chris Perry	2001-02-03-04
24	Denard Robinson	2011-12-13
24	Anthony Carter	1979-81-81-83
24	Jamie Morris	1984-86-87-88
24	Amani Toomer	1993-94-94-95
24	David Terrell	1999-2000-01
20	Brendan Gibbons	2011-12-13
18	Jack Weisenburger	1948
18	Mel Anthony	1965
18	Jim Harbaugh	1986-87
18	Braylon Edwards	2003-04-05
18	Adrian Arrington	2005-07-08
18	Blake Corum	2021-24-24

MOST TOUCHDOWNS SCORED

7	Tyrone Wheatley	1992-93-94-94
6	Anthony Thomas	1998-99-2000-01
5	Chris Perry	2001-02-03-04
4	Anthony Carter	1979-81-81
4	Jamie Morris	1984-86-87-88
4	Amani Toomer	1993-94-94-95
4	David Terrell	1999-2000-01
3	Jack Weisenburg	1948
3	Mel Anthony	1965
3	Jim Harbaugh	1986-87
3	Braylon Edwards	2003-04-05
3	Adrian Arrington	2005-07-08
3	Blake Corum	2021-24-24

MOST FIELD GOALS MADE

7	Quinn Nordin	2018-20
6	Jake Moody	2018-21-22
5	Kenny Allen	2016-16
5	Brendan Gibbons	2011-12-13
4	Dominic Zvada	2024
4	Garrett Rivas	2004-05-05-07
3	Ali Haji-Sheikh	1981-81-83
3	Remy Hamilton	1994-94-95
3	Matt Wile	2012-13
2	Pat Moons	1986
2	Hayden Epstein	1999-2000-01-02
2	K.C. Lopata	2008
2	James Turner	2024-24



Anthony Thomas was a two-time Most Valuable Player of the Florida Citrus Bowl, gaining honors in the 1999 and 2001 games.

MOST FIELD GOALS ATTEMPTED

7	Jake Moody	2018-21-22
7	Quinn Nordin	2018-20
6	Brendan Gibbons	2011-12-13
6	Garrett Rivas	2004-05-05-07
5	Kenny Allen	2016-16
4	Dominic Zvada	2024
4	Ali Haji-Sheikh	1981-81-83
4	Hayden Epstein	1999-2000-01-02
3	Mike Gillette	1987-88-89
3	Remy Hamilton	1994-94-95
3	Matt Wile	2012-13
3	Jake Moody	2018-19-21-22
3	James Turner	2024-24

MOST PATs MADE

11	Peter Elezovic	1993-94
11	Hayden Epstein	1999-2000-01-02
11	Garrett Rivas	2004-05-05-07
8	J.D. Carlson	1990-91-92
7	Jim Brieske	1948
7	Ali Haji-Sheikh	1981-81-83
7	James Turner	2024-24
6	Mike Gillette	1987-88-89
6	Jay Feely	1999
6	Kenny Allen	2016-16



Erick Anderson tallied a Michigan bowl record 41 tackles during his career.

Team Single Game Bowl Records

FIRST DOWNS

MOST FIRST DOWNS

Michigan

35	Mississippi, Gator Bowl	1991
28	Florida, Capital One Bowl	2008
28	Florida, Citrus Bowl	2016
27	Stanford, Rose Bowl	1902

Both Teams

46	Florida, Capital One Bowl	2008
45	Brigham Young, Holiday Bowl	1984
45	Mississippi, Gator Bowl	1991
45	Florida, Outback Bowl	2003

Opponents

32	Brigham Young, Holiday Bowl	1984
28	Alabama, Hall of Fame Bowl	1988
28	Florida, Outback Bowl	2003
26	Mississippi State, Gator Bowl	2011

FEWEST FIRST DOWNS

Michigan

10	Washington, Rose Bowl	1992
11	Southern California, Rose Bowl	1990

Both Teams

26	Southern California, Rose Bowl	1979
28	Oklahoma, Orange Bowl	1976

Opponents

5	Stanford, Rose Bowl	1902
10	Southern California, Rose Bowl	1948
12	California, Rose Bowl	1951
12	Alabama, Orange Bowl	2000

RUSHING

MOST ATTEMPTS

Michigan

90	Stanford, Rose Bowl	1902
74	Stanford, Rose Bowl	1972
60	Washington, Rose Bowl	1981

Both Teams

117	Oklahoma, Orange Bowl	1976
114	Stanford, Rose Bowl	1902
109	Nebraska, Fiesta Bowl	1986

Opponents

67	Auburn, Sugar Bowl	1984
65	Oklahoma, Orange Bowl	1976

FEWEST ATTEMPTS

Michigan

23	Alabama, Orange Bowl	2000
25	Mississippi State, Gator Bowl	2011
27	Southern California, Rose Bowl	2007
27	Georgia, Orange Bowl	2021

Both Teams

50	Southern California, Rose Bowl	2007
58	Washington, CFP NC Game	2024
59	South Carolina, Outback Bowl	2018
60	Alabama, Orange Bowl	2000
62	Georgia, Orange Bowl	2021

Opponents

17	South Carolina, Outback Bowl	2013
20	Washington, CFP NC Game	2024
23	Stanford, Rose Bowl	1972
23	Southern California, Rose Bowl	2007
24	Stanford, Rose Bowl	1902

MOST NET YARDS

Michigan

527	Stanford, Rose Bowl	1902
391	Mississippi, Gator Bowl	1991
332	Oregon State, Rose Bowl	1965
303	Washington, CFP NC Game	2024

Both Teams

594	Stanford, Rose Bowl	1902
484	Mississippi, Gator Bowl	1991
475	Nebraska, Fiesta Bowl	1986

Opponents

304	Nebraska, Fiesta Bowl	1986
301	Auburn, Sugar Bowl	1984

FEWEST NET YARDS

Michigan

12	Southern California, Rose Bowl	2007
37	Alabama, Orange Bowl	2000
49	Southern California, Rose Bowl	2004
53	Arizona State, Rose Bowl	1987
56	Virginia Tech, Sugar Bowl	2012

Both Teams

60	Southern California, Rose Bowl	2007
117	Southern California, Rose Bowl	2004
135	South Carolina, Outback Bowl	2018
183	Alabama, ReliaQuest Bowl	2024
195	Washington State, Rose Bowl	1998
195	Washington, Rose Bowl	1992

Opponents

33	UCLA, Bluebonnet Bowl	1981
46	Washington, CFP NC Game	2024
48	Southern California, Rose Bowl	2007
51	Colorado State, Holiday Bowl	1994

PASSING

MOST ATTEMPTED

Michigan

47	Alabama, Orange Bowl	2000
46	Southern California, Rose Bowl	2004
45	South Carolina, Outback Bowl	2018
43	Nebraska, Alamo Bowl	2005
41	Southern California, Rose Bowl	2007

Both Teams

86	Southern California, Rose Bowl	2007
81	Southern California, Rose Bowl	2004
79	Florida, Outback Bowl	2003
77	South Carolina, Outback Bowl	2018
74	Tennessee, Citrus Bowl	2002
74	Nebraska, Alamo Bowl	2005

Opponents

51	Washington, CFP NC Game	2024
49	Brigham Young, Holiday Bowl	1984
45	Southern California, Rose Bowl	2007
44	Stanford, Rose Bowl	1972
42	Florida, Outback Bowl	2003

FEWEST ATTEMPTED

Michigan

11	Oregon State, Rose Bowl	1965
11	Stanford, Rose Bowl	1972

Both Teams

25	Oklahoma, Orange Bowl	1976
29	California, Rose Bowl	1951

Opponents

5	Oklahoma, Orange Bowl	1976
6	Auburn, Sugar Bowl	1984

MOST COMPLETED

Michigan

35	Alabama, Orange Bowl	2000
27	Southern California, Rose Bowl	2004
27	Mississippi State, Gator Bowl	2011
26	Southern California, Rose Bowl	2007
25	Florida, Capital One Bowl	2008

Both Teams

53	Southern California, Rose Bowl	2007
51	Southern California, Rose Bowl	2004
48	Alabama, Orange Bowl	2000
48	Tennessee, Citrus Bowl	2002
45	Mississippi State, Gator Bowl	2011
45	Kansas State, Buffalo Wild Wings Bowl	2013

Opponents

35	Brigham Young, Holiday Bowl	1984
28	Auburn, Citrus Bowl	2001
27	Southern California, Rose Bowl	2007
27	Washington, CFP NC Game	2024
25	Washington, Rose Bowl	1992

FEWEST COMPLETED

Michigan

2	Oklahoma, Orange Bowl	1976
3	Stanford, Rose Bowl	1972

Both Teams

5	Oklahoma, Orange Bowl	1976
11	Auburn, Sugar Bowl	1984

Opponents

2	Auburn, Sugar Bowl	1984
3	Oklahoma, Orange Bowl	1976

HIGHEST COMP. PCT. (Min 10 att)

Michigan

77.1	Tennessee, Citrus Bowl	2002
73.3	Alabama, ReliaQuest Bowl	2024
72.7	Oregon State, Rose Bowl	1965
71.4	California, Rose Bowl	1951
71.4	Auburn, Citrus Bowl	2001

Opponents

78.3	Mississippi State, Gator Bowl	2011
75.7	Auburn, Citrus Bowl	2001
75.0	Kansas State, Buffalo Wild Wings Bowl	2013
72.0	UCLA, Rose Bowl	1983
71.4	Brigham Young, Holiday Bowl	1984
71.4	Southern Cal, Rose Bowl	1989

LOWEST COMP. PCT. (Min 10 att)

Michigan

10.0	Oklahoma, Orange Bowl	1976
27.3	Stanford, Rose Bowl	1972

Opponents

33.3	Florida State, Orange Bowl	2016
40.0	Nebraska, Fiesta Bowl	1986
40.0	Florida, Citrus Bowl	2016

MOST NET YARDS**Michigan**

373	Florida, Capital One Bowl	2008
369	Alabama, Orange Bowl	2000
342	TCU, Fiesta Bowl	2022
328	North Carolina, Gator Bowl	1979
324	Mississippi, Gator Bowl	1991

Both Teams

700	Southern California, Rose Bowl	2007
688	Auburn, Citrus Bowl	2001
646	Tennessee, Citrus Bowl	2002
642	Florida, Outback Bowl	2003
613	Southern California, Rose Bowl	2004

Opponents

420	Kansas State, Buffalo Wild Wings Bowl	2013
406	Tennessee, Citrus Bowl	2002
394	Auburn, Citrus Bowl	2001
391	Southern California, Rose Bowl	2007
377	Virginia Tech, Sugar Bowl	2012
371	Brigham Young, Holiday Bowl	1984

FEWEST NET YARDS**Michigan**

26	Stanford, Rose Bowl	1972
33	Oklahoma, Orange Bowl	1976

Both Teams

96	Oklahoma, Orange Bowl	1976
129	Nebraska, Fiesta Bowl	1986

Opponents

21	Auburn, Sugar Bowl	1984
23	Southern California, Rose Bowl	1979

MOST HAD INTERCEPTED**Michigan**

3	Oklahoma, Orange Bowl	1976
3	UCLA, Rose Bowl	1983
3	Arizona State, Rose Bowl	1987
3	Colorado State, Holiday Bowl	1994

Both Teams

6	Mississippi, Gator Bowl	1991
5	Colorado State, Holiday Bowl	1994

Opponents

4	Mississippi, Gator Bowl	1991
4	N.C. State, Hall of Fame Bowl	1994

MOST TOUCHDOWN PASSES**Michigan**

4	Alabama, Orange Bowl	2000
4	Southern California, Rose Bowl	1948
4	Mississippi, Gator Bowl	1991
4	Texas, Rose Bowl	2005

Both Teams

7	South Carolina, Outback Bowl	2013
6	Nebraska, Alamo Bowl	2005
6	Southern California, Rose Bowl	2007
6	Florida, Capital One Bowl	2008
5	Tennessee, Citrus Bowl	2002
5	Alabama, Orange Bowl	2000
5	Auburn, Citrus Bowl	2001
5	Southern California, Rose Bowl	2004
5	Texas, Rose Bowl	2005

Opponents

4	South Carolina, Outback Bowl	2013
4	Southern California, Rose Bowl	2004
4	Southern California, Rose Bowl	2007
4	Georgia, Orange Bowl	2021
3	8 Times	
	Last: Alabama, Citrus Bowl	2020

TOTAL OFFENSE**MOST PLAYS****Michigan**

86	Florida, Capital One Bowl	2008
85	Southern California, Rose Bowl	1970
85	Stanford, Rose Bowl	1972
85	Mississippi, Gator Bowl	1991
85	Nebraska, Alamo Bowl	2005

Both Teams

159	Florida, Outback Bowl	2003
158	Arkansas, Citrus Bowl	1999
155	Southern California, Rose Bowl	1970
153	Mississippi, Gator Bowl	1991
153	Nebraska, Alamo Bowl	2005

Opponents

89	Alabama, Hall of Fame Bowl	1988
85	Washington, Rose Bowl	1992
85	Florida, Outback Bowl	2003
81	Mississippi State, Gator Bowl	2011

FEWEST PLAYS**Michigan**

49	Alabama, Hall of Fame Bowl	1988
52	Arizona State, Rose Bowl	1987
52	Southern California, Rose Bowl	1990
52	Virginia Tech, Sugar Bowl	2012

Both Teams

117	Kansas State, Buffalo Wild Wings Bowl	2013
119	California, Rose Bowl	1951
121	UCLA, Bluebonnet Bowl	1981

Opponents

53	Alabama, Outback Bowl	1997
55	Southern California, Rose Bowl	1948
57	Alabama, Orange Bowl	2000
58	South Carolina, Outback Bowl	2018

MOST NET YARDS**Michigan**

715	Mississippi, Gator Bowl	1991
528	TCU, Fiesta Bowl	2022
524	Florida, Capital One Bowl	2008
503	Florida, Citrus Bowl	2016
491	Southern California, Rose Bowl	1948

Both Teams

1048	Mississippi, Gator Bowl	1991
939	Auburn, Citrus Bowl	2001
929	Florida, Outback Bowl	2003
923	Florida, Capital One Bowl	2008
896	Washington, Rose Bowl	1993

Opponents

521	Georgia, Orange Bowl	2021
506	Florida, Outback Bowl	2003
503	Tennessee, Citrus Bowl	2002
488	TCU, Fiesta Bowl	2022
486	Auburn, Citrus Bowl	2001

FEWEST NET YARDS**Michigan**

184	Virginia Tech, Sugar Bowl	2012
190	Alabama, ReliaQuest Bowl	2024
202	Oklahoma, Orange Bowl	1976
202	Brigham Young, Holiday Bowl	1984

Both Teams

393	Southern California, Rose Bowl	1979
535	California, Rose Bowl	1951

Opponents

133	Southern California, Rose Bowl	1948
157	Southern California, Rose Bowl	1979

PUNTING**MOST PUNTS****Michigan**

21	Stanford, Rose Bowl	1902
10	Oklahoma, Orange Bowl	1976
10	Washington, Rose Bowl	1992

Both Teams

37	Stanford, Rose Bowl	1902
19	Oklahoma, Orange Bowl	1976
17	Southern Cal, Rose Bowl	1979
17	Alabama, Orange Bowl	2000
17	Florida, Outback Bowl	2003

Opponents

16	Stanford, Rose Bowl	1902
9	Oregon State, Rose Bowl	1965
9	Oklahoma, Orange Bowl	1976
9	Southern California, Rose Bowl	1979
9	Alabama, Orange Bowl	2000

FEWEST PUNTS**Michigan**

1	Mississippi State, Gator Bowl	2011
1	Florida, Citrus Bowl	2016
2	California, Rose Bowl	1951
2	Mississippi, Gator Bowl	1991
2	Florida, Capital One Bowl	2008
2	Georgia, Orange Bowl	2021

Both Teams

3	Mississippi State, Gator Bowl	2011
4	Georgia, Orange Bowl	2021
5	Florida, Capital One Bowl	2008
5	Florida, Citrus Bowl	2016
6	California, Rose Bowl	1951
6	Virginia Tech, Sugar Bowl	2012
6	South Carolina, Outback Bowl	2013
6	Kansas State, Buffalo Wild Wings Bowl	2013

Opponents

1	Brigham Young, Holiday Bowl	1984
1	Virginia Tech, Sugar Bowl	2012
1	Kansas State, Buffalo Wild Wings Bowl	2013
2	Mississippi State, Gator Bowl	2011
2	Georgia, Orange Bowl	2021
3	Southern California, Rose Bowl	1977
3	Nebraska, Fiesta Bowl	1986
3	Auburn, Citrus Bowl	2001
3	Southern California, Rose Bowl	2004
3	Florida, Capital One Bowl	2008
3	South Carolina, Outback Bowl	2013

HIGHEST NET YDS/PUNT (Min 3)**Michigan**

47.4	Florida State, Orange Bowl	2016
47.3	Washington, Rose Bowl	1981
47.0	N.C. State, Hall of Fame Bowl	1994
46.8	Washington, CFP NC Game	2024
46.2	Alabama, ReliaQuest Bowl	2024

Opponents

54.0	Florida, Citrus Bowl	2016
51.5	Nebraska, Alamo Bowl	2005
51.0	Alabama, ReliaQuest Bowl	2024
50.3	Southern California, Rose Bowl	1989
50.3	Alabama, Rose Bowl	2024

LOWEST NET YDS/PUNT (Min 3)**Michigan**

24.0	Alabama, Outback Bowl	1997
26.0	South Carolina, Outback Bowl	2013

Opponents

28.2	Florida, Peach Bowl	2018
29.7	Southern California, Rose Bowl	1977

PUNT RETURNS**MOST PUNTS RETURNED****Michigan**

8	Oregon State, Rose Bowl	1965
7	UCLA, Bluebonnet Bowl	1981
7	Nebraska, Alamo Bowl	2005

Both Teams

10	UCLA, Bluebonnet Bowl	1981
10	Nebraska, Alamo Bowl	2005
9	Southern California, Rose Bowl	1979

Opponents

5	Southern California, Rose Bowl	1990
4	Eight times LAST: Southern California, Rose Bowl	2007

FEWEST PUNTS RETURNED**Michigan**

0	Southern California, Rose Bowl	1977
0	Brigham Young, Holiday Bowl	1984
0	Colorado State, Holiday Bowl	1994
0	Florida, Capital One Bowl	2008
0	Virginia Tech, Sugar Bowl	2012
0	Kansas State, Buffalo Wild Wings Bowl	2013
0	Washington, CFP NC Game	2024
0	Alabama, ReliaQuest Bowl	2024

Both Teams

1	Southern California, Rose Bowl	1977
1	Mississippi State, Gator Bowl	2011
1	Virginia Tech, Sugar Bowl	2012
1	Florida, Citrus Bowl	2016
1	Georgia, Orange Bowl	2021
1	Washington, CFP NC Game	2024

Opponents

0	Oregon State, Rose Bowl	1965
0	Mississippi, Gator Bowl	1991
0	Alabama, Outback Bowl	1997
0	Mississippi State, Gator Bowl	2011
0	Florida, Citrus Bowl	2016
0	Georgia, Orange Bowl	2021

MOST YARDS RETURNED**Michigan**

92	N.C. State, Hall of Fame Bowl	1994
85	Oregon State, Rose Bowl	1965

Both Teams

128	Alabama, Orange Bowl	2000
104	Nebraska, Alamo Bowl	2005
97	N.C. State, Hall of Fame Bowl	1994
85	Oregon State, Rose Bowl	1965

Opponents

108	Alabama, Orange Bowl	2000
68	Southern California, Rose Bowl	1990
66	Washington, Rose Bowl	1981

FEWEST YARDS RETURNED**Michigan**

-2	Alabama, Citrus Bowl	2020
-1	Florida State, Orange Bowl	2016
0	Southern California, Rose Bowl	1977
0	Brigham Young, Holiday Bowl	1984
0	Colorado State, Holiday Bowl	1994
0	Southern California, Rose Bowl	2004
0	Florida, Capital One Bowl	2008
0	Virginia Tech, Sugar Bowl	2012
0	Washington, CFP NC Game	2024
0	Alabama, ReliaQuest Bowl	2024

Both Teams

-6	Brigham Young, Holiday Bowl	1984
1	Southern California, Rose Bowl	1977
1	Southern California, Rose Bowl	2004

Opponents

-6	Brigham Young, Holiday Bowl	1984
0	Alabama, Outback Bowl	1997
0	Mississippi, Gator Bowl	1991
0	Mississippi State, Gator Bowl	2011
0	Georgia, Orange Bowl	2021
0	Alabama, Rose Bowl	2024

KICKOFF RETURNS**MOST KICKOFFS RETURNED****Michigan**

8	Tennessee, Citrus Bowl	2002
8	Mississippi State, Gator Bowl	2011
6	Washington, Rose Bowl	1978
6	Arizona State, Rose Bowl	1987
6	Washington, Rose Bowl	1992
6	Texas, Rose Bowl	2005
6	Nebraska, Alamo Bowl	2005
6	Florida, Capital One Bowl	2008

Both Teams

14	Texas, Rose Bowl	2005
11	Tennessee, Citrus Bowl	2002
11	Florida, Capital One Bowl	2008
11	Mississippi State, Gator Bowl	2011
10	Alabama, Hall of Fame Bowl	1988
10	Washington, Rose Bowl	1993

Opponents

8	Texas, Rose Bowl	2005
7	Southern California, Rose Bowl	1948
7	Nebraska, Fiesta Bowl	1986
7	Florida, Citrus Bowl	2016

FEWEST KICKOFFS RETURNED**Michigan**

0	UCLA, Bluebonnet Bowl	1981
0	Georgia, Orange Bowl	2021
0	Alabama, Rose Bowl	2024
1	Alabama, Outback Bowl	1997
1	Florida, Citrus Bowl	2016

Both Teams

2	Alabama, Outback Bowl	1997
2	Washington State, Rose Bowl	1998
2	Georgia, Orange Bowl	2021
2	Alabama, Rose Bowl	2024
3	UCLA, Bluebonnet Bowl	1981
3	UCLA, Rose Bowl	1983
3	Florida State, Orange Bowl	2016
3	Florida, Peach Bowl	2018
3	Washington, CFP NC Game	2024
3	Alabama, ReliaQuest Bowl	2024

Opponents

0	Washington State, Rose Bowl	1998
1	Southern California, Rose Bowl	1977
1	UCLA, Rose Bowl	1983
1	Alabama, Outback Bowl	1997
1	Florida State, Orange Bowl	2016
1	Florida, Peach Bowl	2018
1	Washington, CFP NC Game	2024
1	Alabama, ReliaQuest Bowl	2024

MOST YARDS RETURNED**Michigan**

221	Texas, Rose Bowl	2005
191	Mississippi State, Gator Bowl	2011
186	Nebraska, Alamo Bowl	2005
125	Tennessee, Citrus Bowl	2002
122	Alabama, Citrus Bowl	2020

Both Teams

435	Texas, Rose Bowl	2005
248	Mississippi State, Gator Bowl	2011
229	Nebraska, Alamo Bowl	2005
214	Washington, Rose Bowl	1993
208	South Carolina, Outback Bowl	2013

Opponents

214	Texas, Rose Bowl	2005
153	Florida, Citrus Bowl	2016
144	Nebraska, Fiesta Bowl	1986
145	South Carolina, Outback Bowl	2013

FEWEST YARDS RETURNED**Michigan**

0	UCLA, Bluebonnet Bowl	1981
0	Georgia, Orange Bowl	2021
0	Alabama, Rose Bowl	2024
3	Southern California, Rose Bowl	1951

Both Teams

25	Georgia, Orange Bowl	2021
31	Alabama, Outback Bowl	1997
38	Washington State, Rose Bowl	1998
43	UCLA, Bluebonnet Bowl	1981

Opponents

0	Washington State, Rose Bowl	1998
0	UCLA, Rose Bowl	1983
9	Alabama, Outback Bowl	1997

TOTAL RETURNS**MOST RETURNS****Michigan**

15	Nebraska, Alamo Bowl	2005
12	Washington, Rose Bowl	1978
11	Washington, Rose Bowl	1992
11	Tennessee, Citrus Bowl	2002

Both Teams

21	Nebraska, Alamo Bowl	2005
20	Texas, Rose Bowl	2005
19	Washington, Rose Bowl	1978
19	Washington, Rose Bowl	1992
19	Tennessee, Citrus Bowl	2002

Opponents

12	Texas, Rose Bowl	2005
10	Colorado State, Holiday Bowl	1994
9	Southern California, Rose Bowl	1948
9	Southern California, Rose Bowl	1979
9	North Carolina, Gator Bowl	1979
9	Florida, Capital One Bowl	2008
9	South Carolina, Outback Bowl	2013
9	South Carolina, Outback Bowl	2018

FEWEST RETURNS

Michigan		
1	Georgia, Orange Bowl	2021
3	North Carolina, Gator Bowl	1979
3	Alabama, Rose Bowl	2024
4	Many games	
Both Teams		
5	Georgia, Orange Bowl	2021
6	Southern Cal, Rose Bowl	1977
6	Alabama, Rose Bowl	2024
8	Alabama, Outback Bowl	1997
8	Washington State, Rose Bowl	1998
8	Alabama, ReliaQuest Bowl	2024
Opponents		
2	Southern California, Rose Bowl	1977
2	Alabama, Outback Bowl	1997
2	Washington State, Rose Bowl	1998

MOST YARDS RETURNED

Michigan		
258	Nebraska, Alamo Bowl	2005
246	Texas, Rose Bowl	2005
225	Mississippi State, Gator Bowl	2011
203	N.C. State, Hall of Fame Bowl	1994
183	Arkansas, Citrus Bowl	1999
Both Teams		
469	Texas, Rose Bowl	2005
333	Nebraska, Alamo Bowl	2005
318	N.C. State, Hall of Fame Bowl	1994
282	Mississippi State, Gator Bowl	2011
277	Arkansas, Citrus Bowl	1999
Opponents		
223	Texas, Rose Bowl	2005
192	Mississippi, Gator Bowl	1991
182	Alabama, Orange Bowl	2000
176	TCU, Fiesta Bowl	2022
164	Nebraska, Fiesta Bowl	1986

FEWEST YARDS RETURNED

Michigan		
9	Alabama, Rose Bowl	2024
16	Georgia, Orange Bowl	2021
25	Washington, Rose Bowl	1981
32	Nebraska, Fiesta Bowl	1986
Both Teams		
33	Georgia, Orange Bowl	2021
58	Brigham Young, Holiday Bowl	1984
88	Oklahoma, Orange Bowl	1976
Opponents		
2	Washington State, Rose Bowl	1998
17	Southern California, Rose Bowl	1977
17	Georgia, Orange Bowl	2021
17	Washington, CFP NC Game	2024
23	Brigham Young, Holiday Bowl	1984

INTERCEPTIONS

MOST INTERCEPTIONS

Michigan		
4	N.C. State, Hall of Fame Bowl	1994
4	Mississippi, Gator Bowl	1991
Both Teams		
6	Mississippi, Gator Bowl	1991
5	Colorado State, Holiday Bowl	1994
Opponents		
3	Oklahoma, Orange Bowl	1976
3	UCLA, Rose Bowl	1983
3	Arizona State, Rose Bowl	1987
3	Colorado State, Holiday Bowl	1994

MOST YARDS RETURNED

Michigan		
81	Washington, CPF NC Game	2024
72	Arkansas, Citrus Bowl	1999
63	N.C. State, Hall of Fame Bowl	1994
48	Washington, Rose Bowl	1978
Both Teams		
120	Arkansas, Citrus Bowl	1999
88	Alabama, Outback Bowl	1997
65	Mississippi, Gator Bowl	1991
Opponents		
88	Alabama, Outback Bowl	1997
83	Florida, Peach Bowl	2018
70	TCU, Fiesta Bowl	2022
64	Southern California, Rose Bowl	1979

FUMBLES

MOST FUMBLES

Michigan		
4	Southern California, Rose Bowl	1977
4	Tennessee, Citrus Bowl	2002
4	Nebraska, Alamo Bowl	2005
4	Florida, Capital One Bowl	2008
3	Alabama, Outback Bowl	1997
3	Washington, Rose Bowl	1992
3	Southern California, Rose Bowl	2004
3	South Carolina, Outback Bowl	2013
3	South Carolina, Outback Bowl	2018
3	TCU, Fiesta Bowl	2022
3	Alabama, ReliaQuest Bowl	2024
Both Teams		
9	Stanford, Rose Bowl	1902
8	Nebraska, Fiesta Bowl	1986
7	Tennessee, Citrus Bowl	2002
Opponents		
9	Stanford, Rose Bowl	1902
6	Nebraska, Fiesta Bowl	1986
4	Many games	

FEWEST FUMBLES

Michigan		
0	Washington State, Rose Bowl	1998
0	Washington, Rose Bowl	1981
0	Alabama, Hall of Fame Bowl	1988
0	Colorado State, Holiday Bowl	1994
0	Florida State, Orange Bowl	2016
0	Washington, CFP NC Game	2024
Both Teams		
0	Washington, CFP NC Game	2024
1	Arkansas, Citrus Bowl	1999
1	Alabama, Hall of Fame Bowl	1988
1	Mississippi State, Gator Bowl	2011
1	Florida, Peach Bowl	2018
Opponents		
0	Washington, CFP NC Game	2024
0	Washington, Rose Bowl	1978
0	Southern California, Rose Bowl	1990
0	Washington, Rose Bowl	1992
0	Arkansas, Citrus Bowl	1999
0	Nebraska, Alamo Bowl	2005
0	Mississippi State, Gator Bowl	2011
0	Florida, Peach Bowl	2018
0	Georgia, Orange Bowl (CFP)	2021

MOST FUMBLES LOST

Michigan		
3	South Carolina, Outback Bowl	2018
2	California, Rose Bowl	1951
2	Southern California, Rose Bowl	1977
2	North Carolina, Gator Bowl	1979
2	Tennessee, Citrus Bowl	2002
2	Nebraska, Alamo Bowl	2005
2	Florida, Capital One Bowl	2008
Both Teams		
5	Stanford, Rose Bowl	1972
5	South Carolina, Outback Bowl	2018
4	Many games	
Opponents		
4	Stanford, Rose Bowl	1972
3	Many games	

FEWEST FUMBLES LOST

Michigan		
0	Many games LAST: Alabama, ReliaQuest Bowl	2024
Both Teams		
0	Washington, CFP NC Game	2024
0	Washington State, Rose Bowl	1998
0	Southern California, Rose Bowl	1970
0	Arizona State, Rose Bowl	1987
0	Southern California, Rose Bowl	1990
0	Washington, Rose Bowl	1992
0	Florida, Peach Bowl	2018
0	Alabama, Citrus Bowl	2020
Opponents		
0	Many games LAST: Washington, CFP NC Game	2024

TURNOVERS

MOST TURNOVERS

Michigan		
4	California, Rose Bowl	1951
4	North Carolina, Gator Bowl	1979
4	UCLA, Rose Bowl	1983
4	Florida, Capital One Bowl	2008
Both Teams		
9	Mississippi, Gator Bowl	1991
7	Brigham Young, Holiday Bowl	1984
7	Colorado State, Holiday Bowl	1994
Opponents		
6	Brigham Young, Holiday Bowl	1984
6	Mississippi, Gator Bowl	1991
6	N.C. State, Hall of Fame Bowl	1994

FEWEST TURNOVERS

Michigan		
0	Washington, Rose Bowl	1981
0	Nebraska, Fiesta Bowl	1986
0	Alabama, Hall of Fame Bowl	1988
0	Southern California, Rose Bowl	1990
0	Washington, Rose Bowl	1993
0	N. C. State, Hall of Fame Bowl	1994
0	Florida, Outback Bowl	2003
0	Texas, Rose Bowl	2005
0	Washington, CFP NC Game	2024
Both Teams		
1	Southern California, Rose Bowl	1970
1	Southern California, Rose Bowl	1990
1	Washington, Rose Bowl	1993
1	Southern California, Rose Bowl	2004
Opponents		
0	Southern California, Rose Bowl	1970
0	UCLA, Rose Bowl	1983
0	Arizona State, Rose Bowl	1987
0	Alabama, Orange Bowl	2000
0	Southern California, Rose Bowl	2004
0	Florida, Peach Bowl	2018
0	Alabama, Citrus Bowl	2020
0	Georgia, Orange Bowl	2021

PENALTIES

MOST PENALTIES

Michigan		
12	Arkansas, Citrus Bowl	1999
11	Brigham Young, Holiday Bowl	1984
11	Colorado State, Holiday Bowl	1994
Both Teams		
28	Alabama, Orange Bowl	2000
23	UCLA, Bluebonnet Bowl	1981
20	Brigham Young, Holiday Bowl	1984
Opponents		
18	Alabama, Orange Bowl	2000
14	UCLA, Bluebonnet Bowl	1981
11	Southern California, Rose Bowl	1989
11	Texas A&M, Alamo Bowl	1995

FEWEST PENALTIES

Michigan		
1	Alabama, Hall of Fame Bowl	1988
2	Many games	
Both Teams		
5	Southern California, Rose Bowl	1948
5	Stanford, Rose Bowl	1972
5	UCLA, Rose Bowl	1983
5	Alabama, Hall of Fame Bowl	1988
5	Southern California, Rose Bowl	2004
5	Southern California, Rose Bowl	2007
Opponents		
1	Southern California, Rose Bowl	1948
2	Southern California, Rose Bowl	1979
2	UCLA, Rose Bowl	1983

MOST YARDS PENALIZED

Michigan		
115	Alabama, Orange Bowl	2000
112	Brigham Young, Holiday Bowl	1984
104	Arkansas, Citrus Bowl	1999
99	UCLA, Bluebonnet Bowl	1981
Both Teams		
247	Alabama, Orange Bowl	2000
242	UCLA, Bluebonnet Bowl	1981
194	Brigham Young, Holiday Bowl	1984
Opponents		
143	UCLA, Bluebonnet Bowl	1981
132	Alabama, Orange Bowl	2000
110	Texas A&M, Alamo Bowl	1995

FEWEST YARDS PENALIZED

Michigan		
5	Alabama, Hall of Fame Bowl	1988
10	Southern California, Rose Bowl	2004
11	Washington, Rose Bowl	1978
Both Teams		
27	UCLA, Rose Bowl	1983
32	Southern California, Rose Bowl	2004
35	Alabama, Hall of Fame Bowl	1988
Opponents		
10	Southern California, Rose Bowl	1948
10	UCLA, Rose Bowl	1983

SCORING

MOST POINTS

Michigan		
49	Stanford, Rose Bowl	1902
49	Southern California, Rose Bowl	1948
45	Arkansas, Citrus Bowl	1999
45	TCU, Fiesta Bowl	2022
42	N.C. State, Hall of Fame Bowl	1994
Both Teams		
76	Arkansas, Citrus Bowl	1999
76	Florida, Capital One Bowl	2008
75	Texas, Rose Bowl	2005
69	Washington, Rose Bowl	1993
69	Alabama, Orange Bowl	2000
Opponents		
52	Mississippi State, Gator Bowl	2011
51	TCU, Fiesta Bowl	2022
45	Tennessee, Citrus Bowl	2002
41	Florida, Peach Bowl	2018
38	Texas, Rose Bowl	2005

FEWEST POINTS

Michigan		
3	Southern California, Rose Bowl	1970
6	Oklahoma, Orange Bowl	1976
6	Southern California, Rose Bowl	1977
Both Teams		
13	Southern California, Rose Bowl	1970
16	Auburn, Sugar Bowl	1984
Opponents		
0	Stanford, Rose Bowl	1902
0	Southern California, Rose Bowl	1948
3	Mississippi, Gator Bowl	1991

MOST DECISIVE WIN

Michigan		
49	Stanford, Rose Bowl (49-0)	1902
49	Southern California, Rose Bowl (49-0)	1948
35	N.C. State, Hall of Fame Bowl (42-7)	1994

MOST DECISIVE LOSS

Michigan		
38	Mississippi State, Gator Bowl (14-52)	2011
28	Tennessee, Citrus Bowl (17-45)	2002
26	Florida, Peach Bowl (15-41)	2018
23	Georgia, Orange Bowl (11-34)	2021
20	Washington, Rose Bowl (14-34)	1992
19	Alabama, Citrus Bowl (16-35)	2020

MOST TOUCHDOWNS**Michigan**

8	Stanford, Rose Bowl	1902
7	Southern California, Rose Bowl	1948
6	N. C. State, Hall of Fame Bowl	1994
6	Arkansas, Citrus Bowl	1999

Both Teams

12	TCU, Fiesta Bowl	2022
10	Arkansas, Citrus Bowl	1999
10	Alabama, Orange Bowl	2000
10	Florida, Capital One Bowl	2008
9	Washington, Rose Bowl	1993
9	Florida, Outback Bowl	2003
9	Texas, Rose Bowl	2005
9	Mississippi State, Gator Bowl	2011

Opponents

7	Mississippi State, Gator Bowl	2011
7	TCU, Fiesta Bowl	2022
5	Tennessee, Citrus Bowl	2002
5	Alabama, Orange Bowl	2000
5	Texas, Rose Bowl	2005
5	Florida, Capital One Bowl	2008
5	South Carolina, Outback Bowl	2013
5	Florida, Peach Bowl	2018
5	Alabama, Citrus Bowl	2020

FEWEST TOUCHDOWNS**Michigan**

0	Southern California, Rose Bowl	1970
1	Many games	

Both Teams

1	Southern California, Rose Bowl	1970
1	Auburn, Sugar Bowl	1984

Opponents

0	Stanford, Rose Bowl	1902
0	Southern California, Rose Bowl	1948
0	Washington, Rose Bowl	1981
0	Auburn, Sugar Bowl	1984
0	Mississippi, Gator Bowl	1991

MOST POINTS BY QUARTER**FIRST QUARTER****Michigan**

16	Alabama, ReliaQuest Bowl	2024
14	Mississippi State, Gator Bowl	2011
14	Washington, CFP NC Game	2024
10	UCLA, Bluebonnet Bowl	1981
10	Washington, Rose Bowl	1993
10	Colorado State, Holiday Bowl	1994
10	Alabama, Citrus Bowl	2020

Both Teams

24	Mississippi State, Gator Bowl	2011
17	Washington, Rose Bowl	1993
17	Colorado State, Holiday Bowl	1994
17	Texas A&M, Alamo Bowl	1995
17	Alabama, Citrus Bowl	2020

Opponents

17	Florida State, Orange Bowl	2016
14	South Carolina, Outback Bowl	2013
14	Kansas State, Buffalo Wild Wings Bowl	2013
14	Georgia, Orange Bowl	2021
14	TCU, Fiesta Bowl	2022

SECOND QUARTER**Michigan**

21	N. C. State, Hall of Fame Bowl	1994
21	Arkansas, Citrus Bowl	1999
14	Southern California, Rose Bowl	1948
14	Alabama, Hall of Fame Bowl	1988
14	Auburn, Citrus Bowl	2001
14	Florida, Outback Bowl	2003
14	Texas, Rose Bowl	2005
14	Florida, Capital One Bowl	2008

Both Teams

31	Arkansas, Citrus Bowl	1999
30	Florida, Outback Bowl	2003
28	Auburn, Citrus Bowl	2001
24	Tennessee, Citrus Bowl	2002
21	Washington, Rose Bowl	1993
21	N.C. State, Hall of Fame Bowl	1994
21	Alabama, Orange Bowl	2000
21	Texas, Rose Bowl	2005
21	Florida, Capital One Bowl	2008
21	Mississippi State, Gator Bowl	2011

Opponents

21	Mississippi State, Gator Bowl	2011
16	Florida, Outback Bowl	2003
14	Nebraska, Fiesta Bowl	1986
14	Southern California, Rose Bowl	1989
14	Washington, Rose Bowl	1993
14	Alabama, Orange Bowl	2000
14	Auburn, Citrus Bowl	2001
14	Tennessee, Citrus Bowl	2002

THIRD QUARTER**Michigan**

24	Nebraska, Fiesta Bowl	1986
24	TCU, Fiesta Bowl	2022
21	Mississippi, Gator Bowl	1991
21	N.C. State, Hall of Fame Bowl	1994
21	Alabama, Orange Bowl	2000

Both Teams

44	TCU, Fiesta Bowl	2022
35	Alabama, Orange Bowl	2000
28	N.C. State, Hall of Fame Bowl	1994
24	Nebraska, Fiesta Bowl	1986
24	Washington, Rose Bowl	1993
24	Texas, Rose Bowl	2005

Opponents

20	TCU, Fiesta Bowl	2022
16	Southern California, Rose Bowl	2007
14	Arkansas, Citrus Bowl	1999
14	Alabama, Orange Bowl	2000
14	Southern California, Rose Bowl	2004
14	Florida, Capital One Bowl	2008
14	Mississippi State, Gator Bowl	2011
14	Florida, Peach Bowl	2018

FOURTH QUARTER**Michigan**

21	Southern California, Rose Bowl	1948
21	Arkansas, Citrus Bowl	1999
20	UCLA, Bluebonnet Bowl	1981

Both Teams

28	Arkansas, Citrus Bowl	1999
28	Southern California, Rose Bowl	2007
27	UCLA, Bluebonnet Bowl	1981
25	TCU, Fiesta Bowl	2022
23	Texas, Rose Bowl	2005

Opponents

17	Texas, Rose Bowl	2005
15	Alabama, Hall of Fame Bowl	1988
15	Nebraska, Alamo Bowl	2005
14	Alabama, Outback Bowl	1997
14	Tennessee, Citrus Bowl	2002
14	Florida, Peach Bowl	2018
14	Alabama, Citrus Bowl	2020

MOST POINTS BY HALF**FIRST HALF****Michigan**

21	Southern California, Rose Bowl	1948
21	N.C. State, Hall of Fame Bowl	1994
21	Auburn, Citrus Bowl	2001
21	Florida, Outback Bowl	2003
21	Florida, Capital One Bowl	2008

Both Teams

45	Gator Bowl, Gator Bowl	2011
38	Washington, Rose Bowl	1993
37	Florida, Outback Bowl	2003
35	Auburn, Citrus Bowl	2001
35	Florida, Capital One Bowl	2008

Opponents

31	Mississippi State, Gator Bowl	2011
27	Georgia, Orange Bowl	2021
24	Tennessee, Citrus Bowl	2002
21	Washington, Rose Bowl	1993
21	South Carolina, Outback Bowl	2013
21	Kansas State, Buffalo Wild Wings Bowl	2013
21	TCU, Fiesta Bowl	2022

SECOND HALF**Michigan**

39	TCU, Fiesta Bowl	2022
32	Stanford, Rose Bowl	1902
28	Southern California, Rose Bowl	1948
26	Florida State, Orange Bowl	2016
24	Florida, Citrus Bowl	2016
24	Nebraska, Fiesta Bowl	1986

Both Teams

69	TCU, Fiesta Bowl	2022
47	Texas, Rose Bowl	2005
44	Southern California, Rose Bowl	2007
41	Florida, Capital One Bowl	2008
39	Florida State, Orange Bowl	2016

Opponents

30	TCU, Fiesta Bowl	2022
29	Southern California, Rose Bowl	2007
28	Florida, Peach Bowl	2018
24	Texas, Rose Bowl	2005
23	South Carolina, Outback Bowl	2018

POINT AFTER TOUCHDOWN

MOST PAT SCORED

Michigan

7	Southern California, Rose Bowl	1948
6	N.C. State, Hall of Fame Bowl	1994
5	Alabama, Orange Bowl	2001
5	Florida, Outback Bowl	2003
5	Florida, Capital One Bowl	2008
5	Florida, Citrus Bowl	2016

Both Teams

10	Florida, Capital One Bowl	2008
9	Washington, Rose Bowl	1993
9	Alabama, Orange Bowl	2000
9	Texas, Rose Bowl	2005
9	Mississippi State, Gator Bowl	2011

Opponents

7	Mississippi State, Gator Bowl	2011
6	Tennessee, Citrus Bowl	2002
6	TCU, Fiesta Bowl	2022
5	Texas, Rose Bowl	2005
5	Florida, Capital One Bowl	2008
5	Florida, Peach Bowl	2018
5	Alabama, Citrus Bowl	2020

FEWEST PAT CONVERSIONS

Michigan

0	Many games LAST: Georgia, Orange Bowl	2021
---	--	------

Both Teams

1	Southern California, Rose Bowl	1970
1	Auburn, Sugar Bowl	1984

Opponents

0	Many games LAST: Alabama, Outback Bowl	1997
---	---	------

MOST TWO-POINT CONVERSIONS

Michigan

2	Florida State, Orange Bowl	2016
2	TCU, Fiesta Bowl	2022
1	Arizona State, Rose Bowl	1987
1	Alabama, Outback Bowl	1997
1	Southern California, Rose Bowl	2007
1	Kansas State, Buffalo Wild Wings Bowl	2013
1	Georgia, Orange Bowl	2021

Both Teams

2	Florida State, Orange Bowl	2016
2	TCU, Fiesta Bowl	2022
1	Arizona State, Rose Bowl	1987
1	Alabama, Hall of Fame Bowl	1988
1	Alabama, Outback Bowl	1997
1	Nebraska, Alamo Bowl	2005
1	Southern California, Rose Bowl	2007
1	Virginia Tech, Sugar Bowl	2012

Opponents

1	Alabama, Hall of Fame Bowl	1988
1	Washington, Rose Bowl	1992
1	Nebraska, Alamo Bowl	2005
1	Virginia Tech, Sugar Bowl	2012

MOST TWO-PT CONVERSIONS ATT.

Michigan

3	Florida State, Orange Bowl	2016
3	TCU, Fiesta Bowl	2022
2	Oregon State, Rose Bowl	1965
2	Southern California, Rose Bowl	1989
2	South Carolina, Outback Bowl	2013

Both Teams

4	South Carolina, Outback Bowl	2013
3	TCU, Fiesta Bowl	2022
2	Oregon State, Rose Bowl	1965
2	Arizona State, Rose Bowl	1987
2	Southern California, Rose Bowl	1989
3	Florida State, Orange Bowl	2016

Opponents

2	South Carolina, Outback Bowl	2013
1	Arizona State, Rose Bowl	1987
1	Alabama, Hall of Fame Bowl	1988
1	Washington, Rose Bowl	1992
1	Nebraska, Alamo Bowl	2005
1	Virginia Tech, Sugar Bowl	2012
1	South Carolina, Outback Bowl	2018

SAFETIES

MOST SAFETIES

Michigan

1	Stanford, Rose Bowl	1972
1	Florida, Peach Bowl	2018

Both Teams

1	Stanford, Rose Bowl	1972
1	Nebraska, Fiesta Bowl	1986

Opponents

1	Nebraska, Fiesta Bowl	1986
---	-----------------------	------

FIELD GOALS

MOST FIELD GOALS MADE

Michigan

4	Alabama, ReliaQuest Bowl	2024
4	South Carolina, Outback Bowl	2018
3	South Carolina, Outback Bowl	2013
3	Virginia Tech, Sugar Bowl	2012
3	Texas, Rose Bowl	2005
3	Florida State, Orange Bowl	2016
3	Alabama, Citrus Bowl	2020
3	TCU, Fiesta Bowl	2022

Both Teams

7	Virginia Tech, Sugar Bowl	2012
7	Texas A&M, Alamo Bowl	1995
6	South Carolina, Outback Bowl	2018
6	Alabama, ReliaQuest Bowl	2024
5	Florida State, Orange Bowl	2016

Opponents

5	Texas A&M, Alamo Bowl	1995
4	Virginia Tech, Sugar Bowl	2012
3	Auburn, Sugar Bowl	1984
3	Arizona State, Rose Bowl	1987

MOST FIELD GOALS ATT. (Since 1964)

Michigan

4	Alabama, ReliaQuest Bowl	2024
4	South Carolina, Outback Bowl	2013
3	South Carolina, Outback Bowl	2013
3	Virginia Tech, Sugar Bowl	2012
3	Southern California, Rose Bowl	1989
3	Alabama, Outback Bowl	1997
3	Texas, Rose Bowl	2005
3	Florida State, Orange Bowl	2016
3	Florida, Peach Bowl	2018
3	Alabama, Citrus Bowl	2020
3	TCU, Fiesta Bowl	2022

Both Teams

8	Virginia Tech, Sugar Bowl	2012
8	Texas A&M, Alamo Bowl	1995
7	South Carolina, Outback Bowl	2018
6	Stanford, Rose Bowl	1972
5	Florida State, Orange Bowl	2016
5	Florida, Peach Bowl	2018

Opponents

6	Texas A&M, Alamo Bowl	1995
5	Virginia Tech, Sugar Bowl	2012
4	Stanford, Rose Bowl	1972
4	North Carolina, Gator Bowl	1979
4	Auburn, Sugar Bowl	1984
4	Arizona State, Rose Bowl	1987