

M 2023-24 MICHIGAN WOMEN'S BASKETBALL

ATHLETIC COMMUNICATIONS • 1000 SOUTH STATE STREET • ANN ARBOR, MICHIGAN • MGOBLUE.COM

Women's Basketball Contact: Sarah VanMetre • vanmetre@umich.edu • Direct (734) 604-4606

2023-24 SCHEDULE & RESULTS

NOV. 2	SVSU(EX)	W, 95-41
NOV. 6	PURDUE FORT WAYNE	W, 80-61
NOV. 14	OAKLAND	W, 80-39
Nov. 18	Middle Tennessee#	W, 63-49
Nov. 19	South Dakota#	W, 70-52
Nov. 20	No. 23 Ole Miss#	L, 60-49
NOV. 24	EASTERN MICHIGAN	W, 80-44
NOV. 29	SIUE	W, 103-59
Dec. 2	at Harvard	W, 80-66
Dec. 6	at Toledo	L, 69-46
Dec. 10	at Illinois*	W, 84-48
DEC. 16	MIAMI (OHIO)	W, 75-49
Dec. 20	Florida\$	L, 82-65
DEC. 22	FLORIDA A&M	W, 77-35
DEC. 30	NO. 17 OHIO STATE*	W, 69-60
Jan. 4	at No. 14 Indiana*	L, 80-59
JAN. 9	MINNESOTA*	L, 82-66
JAN. 13	WISCONSIN*	W, 76-52
Jan. 17	at Nebraska*	L, 62-43
Jan. 21	at Rutgers*	W, 56-50
JAN. 24	MARYLAND*	W, 79-77 (OT)
Jan. 27	at Michigan State*	L, 82-61
JAN. 31	ILLINOIS*	L, 77-64
Feb. 3	at Penn State*	W, 80-75
FEB. 6	NEBRASKA*	L, 65-59
FEB. 10	RUTGERS*	W, 86-58
Feb. 15	at #4 Iowa*	L, 106-89
FEB. 18	MICHIGAN STATE*	NOON
Feb. 24	at Northwestern*	2 p.m. CT
Feb. 28	at Ohio State*	7 p.m.
MARCH 3	PURDUE*	7 P.M.

BIG TEN TOURNAMENT

March 6-10 Big Ten Tournament (Minneapolis, Minn.)

* Big Ten games

Battle 4 Atlantis

\$ Jumpman Invitational

All times are site times

Home games in BOLD CAPS

MICHIGAN RETURNS TO CRISLER FOR RIVALRY TILT AGAINST MSU



Michigan Wolverines
(16-10, 7-7 B1G)

MICHIGAN VS. MICHIGAN STATE

FEBRUARY 18 -- ANN ARBOR, MICH. (CRISLER CENTER), NOON
TV: Big Ten Network -- Jason Ross Jr. (play-by-play), Shimmy Gray-Miller (analyst)

Radio: WTKA (1050 AM), Varsity App -- Matt Park (play-by-play)

Internet: Live stats/audio -- MGoBlue.com



Michigan State Spartans
(17-7, 7-6 B1G)

TOP STORYLINES

► Michigan returns home for a rivalry date with Michigan State to wrap up the season series. U-M is looking for a series split after the Spartans won in East Lansing last month.

► It is Alumni Weekend for the Wolverines, who are welcoming back former players and honoring them at halftime of the game.

► Michigan has recorded back-to-back games with at least 80 points after putting up 89 on 51.5 percent shooting at Iowa last time out (Feb. 15). Michigan has shot better than 50 percent from the floor in each of its last two games.

► The Wolverines are hitting the home stretch of the season with just four games remaining. This is Michigan's penultimate home game. U-M is 10-3 at Crisler Center this season after recording an 86-58 win against Rutgers last weekend (Feb. 10).

► U-M has a pair of double-figure scorers in **Laila Phelia** (15.9) and **Lauren Hansen** (11.7), with **Jordan Hobbs** (9.8), **Elissa Brett** (7.4), Cameron Williams (6.9) and Chyra Evans (6.6) each averaging at least 6.5 points per game.

Series History

Michigan State

Michigan State leads 72-25

Streak: Michigan State has won one

Home: MSU leads 27-16

Away: MSU leads 36-9

Neutral: MSU leads 9-0

Last 10 meetings

1/27/19	H	L, 77-73
2/24/19	A	L, 74-64
1/5/20	H	W, 89-69
2/23/20	A	W, 65-57
2/16/21	H	W, 86-82
2/10/22	A	L, 63-57
2/24/22	H	W, 62-51
1/14/23	H	W, 70-55
2/5/23	A	W, 77-67
1/27/24	A	L, 82-61

2023-24 WOLVERINES

#	POS	YR	PLAYER	PPG	RPG	FG%	WORTH NOTING
5	G	Jr.	Laila Phelia	15.9	3.2	.399	Scored in double figures 24 times this season
1	G	Gr.	Lauren Hansen	11.7	2.0	.430	One of two players to start all 26 games
10	G	Jr.	Jordan Hobbs	9.8	3.9	.443	Up to 11.4 ppg in Big Ten action
0	G	Gr.	Elissa Brett	7.4	3.9	.362	Has 33 three-pointers this season
22	F	So.	Chyra Evans	6.6	4.0	.460	Started Michigan's last 17 games
44	F	Sr.	Cameron Williams	6.9	4.8	.552	Scored in double figures in 5 of last 8
11	G	Jr.	Greta Kampschroeder	2.7	1.4	.368	Appeared in all 26 games off the bench
20	F	So.	Alyssa Crockett	1.9	1.5	.366	Career-best 16 points vs. SIUE (11/29)
33	F	Gr.	Taylor Williams	4.3	3.3	.451	13 points against Wisconsin (1/13)
30	G/F	Sr.	Elise Stuck	2.3	2.3	.578	4 points, three boards last time out
25	F	Sr.	Whitney Sollom	1.2	2.0	.471	2 points, 2 rebounds, 2 assists last game
2	G	Fr.	Macy Brown	1.2	1.1	.333	Career-best 12 points SIUE (11/29)
21	G/F	Fr.	Taylor Woodson	2.2	1.6	.449	Scored career-best 13 points at Iowa (2/15)

MGOBLUE.COM



ON INSTAGRAM ...
@UMICHWBBALL



ON FACEBOOK ...
"MICHIGAN WOMEN'S BASKETBALL"



ON X ...
@UMICHWBBALL

TALE OF THE TAPE

TEAM	GAMES	FG-FGA	PCT.	3F-3PA	PCT.	FT-FTA	PCT.	O-D	TOT	AVG.	FOUL	DQ	AST	AVG	TO	BLK	STL	PTS	AVG
Michigan	26	680-1570	.433	181-518	.349	298-422	.706	339-602	941	36.2	461	10	342	13.2	386	59	180	1839	70.7
Michigan State	24	742-1540	.482	225-611	.368	345-466	.740	232-612	844	35.2	398	11	465	19.4	268	88	220	2054	85.6

2023-24 WOLVERINES

 0 Gr./Gr. G	 1 Gr./Gr. G	 2 Fr./Fr. G	 5 Jr./Jr. G	 10 Jr./Jr. G
 11 Jr./Jr. G	 20 So./So. G/F	 21 Fr./Fr. G/F	 22 So./So. F	 25 Sr./Sr. F
 30 Sr./Sr. G/F	 33 Gr./Sr. F	 44 Sr./Sr. G	 HC Head Coach	

No.	Name	Pos.	Ht.	Yr./Elig.	Hometown/High School (Previous School)
0	Elissa Brett	G	6-0	Gr./5th	Adelaide, Australia (Bowling Green)
1	Lauren Hansen	G	5-9	Gr./5th	Long Island, N.Y./Ward Melville (Missouri)
2	Macy Brown	G	6-0	Fr./Fr.	East Grand Rapids, Mich./East Grand Rapids
5	Laila Phelia	G	6-0	Jr./Jr.	Cincinnati, Ohio/Mount Notre Dame
10	Jordan Hobbs	G	6-3	Jr./Jr.	Springboro, Ohio/Springboro
11	Greta Kampschroeder	G	6-1	Jr./Jr.	Naperville, Ill./Naperville North (Oregon State)
20	Alyssa Crockett	F	6-2	So./So.	Westfield, Ind./Westfield
21	Taylor Woodson	G/F	6-0	Fr./Fr.	Minnetonka, Minn./Hopkins
22	Chyra Evans	F	6-2	So./So.	Newcastle, NSW, Australia/Lake Ginninderra Canberra
25	Whitney Sollom	F	6-4	Sr./Sr.	Hartland, Mich./Hartland
30	Elise Stuck	G/F	6-1	Sr./Sr.	Charlevoix, Mich./Charlevoix
33	Taylor Williams	F	6-2	Gr./Sr.	New Baltimore, Mich./Dakota (Western Michigan)
44	Cameron Williams	F	6-3	Sr./Sr.	Chicago, Ill./Whitney Young

Head Coach: Kim Barnes Arico (12th season)

Assistant Coaches: Melanie Moore, Harry Rafferty, Jillian Dunston

Assistant Coach for Player Development: Ariel Atkins

Director of Basketball Operations: Amy Mulligan

Video Coordinator: Emily Herard

Graduate Manager: Max Moore

Athletic Trainer: Christina Fanning

Strength and Conditioning Coach: Jamie Preiss

Pronunciation

Kim Barnes Arico -- a-REE-co
 Greta Kampschroeder - camp-SHRAY-der
 Laila Phelia - LAY-luh FEEL-ya
 Whitney Sollom - SOE-lum
 Chyra Evans - KI-ruh
 Jamie Preiss - price

PLAYER & TEAM NOTES

THE NATIONAL POLLS

AP Poll

Rank, Team	Record	Points	Pr.
1 S. Carolina (35)	23-0	875	1
2 Ohio State	21-3	821	5
3 Stanford	22-3	788	6
4 Iowa	22-3	726	2
5 Texas	22-3	708	7
6 NC State	21-3	703	3
7 Kansas State	21-3	631	8
8 Colorado	20-4	625	4
9 UCLA	19-4	565	9
10 Southern Cal	17-4	555	10
11 Oregon State	20-3	514	17
12 Virginia Tech	20-4	509	16
13 LSU	20-4	472	13
14 Indiana	20-3	432	14
15 UConn	20-5	398	11
16 Notre Dame	18-5	340	12
17 Gonzaga	24-2	300	19
18 Louisville	20-5	299	15
19 Syracuse	20-4	223	23
20 Creighton	20-3	200	21
21 Baylor	18-5	172	18
22 Utah	18-7	142	20
23 Oklahoma	17-6	135	24
24 West Virginia	20-3	85	22
25 Princeton	18-3	71	25

Others receiving votes: UNLV 41, Fairfield 29, North Carolina 4, Duke 4, Saint Joseph's 4, Nebraska 1, Mississippi St. 1, Tennessee 1, Michigan St. 1

USA Today Coaches Poll

Rank Team	Record	Points	Pr.
1 South Carolina	(23-0)	800	1
2 Ohio State	(21-3)	760	5
3 Stanford	(22-3)	724	6
4 Iowa	(22-3)	671	2
5 Texas	(22-3)	650	8
6 Kansas State	(21-3)	624	7
7 NC State	(21-3)	615	3
8 Colorado	(20-4)	541	4
9 UCLA	(19-4)	523	10
10 USC	(18-4)	486	11
11 LSU	(21-4)	463	12
12 Indiana	(20-3)	427	13
13 Virginia Tech	(20-4)	415	18
14 Connecticut	(20-5)	411	9
15 Oregon State	(20-3)	386	19
16 Gonzaga	(24-2)	356	16
17 Notre Dame	(18-5)	297	14
18 Louisville	(20-5)	272	15
19 Creighton	(20-3)	231	20
20 Syracuse	(20-4)	206	23
21 Baylor	(18-5)	166	17
22 Utah	(18-7)	103	21
23 West Virginia	(20-3)	85	22
24 Princeton	(18-3)	75	24
25 Oklahoma	(17-6)	55	NR

Others receiving votes: UNLV (20-2) 39; Saint Joseph's (22-2) 8; Florida State (17-8) 3; Ball State (21-3) 2; Fairfield (21-1) 2; Michigan State (17-7) 2; Duke (16-7) 1; Tennessee (15-8) 1.

Last Time Out

The University of Michigan women's basketball team closed within five points in the latter parts of the second quarter but a 13-0 Iowa run spanning the halftime was too much for the Wolverines to overcome in a 106-89 loss to No. 4-ranked Iowa on Thursday evening (Feb. 15) at Carver-Hawkeye Arena.

Michigan had six double-figure scorers for just the second time in program history, with Jordan Hobbs (16), Lauren Hansen (14), Taylor Woodson (career-best 13), Chyra Evans (13), Laila Phelia (12) and Cameron Williams (10) each finishing with at least 10 points. Michigan shot 51.5 percent from the floor but made just three three-pointers in the contest, with Iowa hitting at a 53.1 percent clip with 18 three-pointers. U-M held a 35-29 advantage on the glass en route to 14 second-chance points.

Michigan stayed with Iowa in the early going, hitting its first three shots for a 6-5 lead in the opening two minutes, capped by a Hobbs jumper in the lane. Caitlin Clark scored the first eight points of the game for Iowa, becoming the NCAA Division I all-time leading scorer. She finished with 23 points in the first quarter as Iowa held a 33-22 lead after 10 minutes.

U-M chipped away at the Iowa lead throughout the second quarter, trimming what was once an 11-point lead to four, 40-36 on a Phelia layup off an Iowa turnover with 5:57 on the clock. Following an Iowa three-point-er, Evans converted on a layup to pull Michigan with five, 43-38, with 5:18 before the half.

Michigan made good on a three-point possession behind an Evans free throw and a short jumper from Elise Stuck for a 46-41 Iowa lead with just 2:42 remaining before the half.

Iowa ended the half on a 7-0 run, hitting the halftime break with a 53-41 lead, holding Michigan scoreless over the final 2:42 of the second quarter. Hobbs led the way for the Wolverines at the break, going for 14 points on 6-for-7 shooting from the floor. Both teams were efficient from the floor in the first half, with Iowa shooting 63.3 percent and Michigan hitting a 55.9 percent clip.

Iowa scored the first six points of the third quarter to complete the run spanning the halftime, hitting back-to-back triples for a 59-41 lead just 9:01 into the third quarter. U-M responded with a 9-1 run, kickstarted by an Evans layup. Phelia hit a pair at the line, followed by three free throws from Evans and Hansen. Phelia hit a floater in the lane at the 7:05 mark, pulling Michigan back within 10 points (60-50).

Iowa made good on a three off the back iron that stopped the Michigan run, as U-M did not get any closer in the period.

Michigan outscored the Hawkeyes, 29-25, in the final period behind 11 points from Woodson and 60.0 percent shooting from the floor.

Rival Time!

Michigan and Michigan State are squaring off in the second of two meetings between the in-state rivals after the Spartans got an 82-61 win in East Lansing (Jan. 27). U-M has won six of the last eight in the series. The Wolverines are looking for their sixth straight win at Crisler Center.

Alumni Day at Crisler Center

Michigan's game against Michigan State will mark Alumni Day at Crisler Center. The Wolverines are expecting about 40 former Wolverines to join the team throughout the weekend for various activities and to be honored at halftime of the game. In addition, Wolverine alumna Shimmy Gray-Miller will be on the call for the Big Ten Network. Gray-Miller earned four letters at Michigan (1991-94), ranking 12th all-time with 146 steals, 34th in rebounding (452) and 65th in scoring (570).

Hey, I Know You!

There will be plenty of former teammates squaring off in this game, with **Elissa Brett** and Jocelyn Tate playing together at Bowling Green, while **Taylor Williams** and Lauren Ross were teammates at Western Michigan. In addition, Brett played four seasons at Bowling Green for first-year Michigan State head coach Robyn Fralick.

Woodson Shines Off the Bench

Freshman **Taylor Woodson** scored a career-best 13 points on 5-for-6 shooting at No. 4 Iowa (Feb. 15), the first double-figure scoring game of her career. She finished +5 in her 11 minutes of action, also going for four rebounds and two assists. She is one of 11 different Wolverines to record a double-figure scoring game this season.

Balance!

For just the second time in program history and the first time since Nov. 13, 2016, Michigan had six double-figure scorers in a game. At No. 4 Iowa (Feb. 15), **Jordan Hobbs** (16), **Lauren Hansen** (14), **Chyra Evans** (13), **Taylor Woodson** (13), **Laila Phelia** (12) and **Cameron Williams** (10) each scored in double figures.

Efficient Outing

Michigan recorded season highs in both field goal percentage (.618) and three-point field goal percentage (.571) in the win over Rutgers (Feb. 10). It was the first time Michigan shot better than 60 percent from the floor since shooting 64.7 percent from the floor against Akron on Dec. 5, 2021. It was the first time Michigan shot at least 60 percent against a Big Ten team since hitting at a 63.0 percent clip at Northwestern on Jan. 3, 2021.

Hitting 80

Michigan hit the 80-point mark for the second straight game in its 106-89 loss at No. 4 Iowa (Feb. 15), marking the ninth time this season Michigan has scored at least 80. U-M's 89 points were the most against a Big Ten opponent this season. Michigan is now 8-1 when the Wolverines score at least 80 points.

Cam Williams Stepping Up

Cameron Williams went for 10 points off the bench at Iowa (Feb. 15), marking her third-straight game in double figures. She scored a career-best 23 points on 10-for-14 shooting against Rutgers (Feb. 10) after scoring 14 off the bench against Nebraska (Feb. 6). She has reached double figures in five of Michigan's last seven games, averaging 11.4 points per game on 67.3 percent shooting. On the season, Williams is averaging 6.9 points per game on 55.2 percent shooting and 4.8 rebounds in 16.7 minutes per game. She became the 48th Wolverine to appear in 100 career games with her start against Rutgers. She is six points away from 500 in her career.

Starters in Double Figures

For the second time this season, U-M had all five starters score in double figures in its win at Penn State (Feb.

U-M's RECORD WHEN...

At Home.....	10-3
On the Road	4-5
At Neutral Site.....	2-2
U-M Scores First.....	6-3
Opponent Scores First.....	10-7
Winning the tip	12-5
Opponent wins the tip	5-5
Scoring 80+	8-1
Scoring 70-79.....	5-0
Scoring 60-69.....	2-4
Scoring fewer than 60.....	1-5
Opponent scores 80+.....	0-5
Opponent scores 70-79.....	2-1
Opponent scores 60-69.....	3-5
Opponent scores less than 60	11-0
Out-rebounding opponent	14-3
Out-rebounded by opponent.....	2-7
Rebounds even	0-0
Shooting 50% or better.....	2-1
Shooting 40%-50%	12-3
Shooting less than 40%.....	2-6
Opponent shoots at least 50%	2-4
Opponent shoots 40%-50%	6-5
Opponent shoots less than 40%.....	8-1
Making 7 or more three-pointers	11-2
Making 6 or less three-pointers	5-8
Opponent makes 7 threes or more.....	3-5
Opponent makes less than 7 threes.....	13-5
Leading at halftime.....	14-1
Trailing at halftime.....	2-9
Tied at halftime	0-0
Game goes into overtime.....	1-0
Leading with 5:00 to play	15-0
Trailing with 5:00 to play.....	1-10
Tied with 5:00 to play	0-0
Leading with 1:00 to play	15-0
Trailing with 1:00 to play.....	0-10
Tied with 1:00 to play	1-0
No players score in double figures.....	0-0
2 players score in double figures.....	3-2
3 players score in double figures.....	4-0
4 players score in double figures.....	7-3
5+ players score in double figures	2-1
Forcing 15 or more turnovers	15-3
Forcing less than 15 turnovers	1-7
Committing 15 or more turnovers.....	10-5
Committing less than 15 turnovers	6-5

U-M's RECORD ON:

Monday	1-1
Tuesday	1-2
Wednesday.....	2-4
Thursday.....	0-2
Friday	2-0
Saturday.....	7-1
Sunday.....	3-0

U-M's RECORD IN:

November	6-1
December.....	5-2
January	3-5
February.....	2-2
March	0-0
Maize.....	5-1
Blue.....	1-3
White.....	6-2
Pink.....	2-0
Pitch Navy	2-3

PLAYER & TEAM NOTES

3). At PSU, Michigan was led by **Laila Phelia's** 23 points and **Lauren Hansen's** 15. The Australian duo of **Chyra Evans** and **Elissa Brett** each went for 12 points, with **Jordan Hobbs** scoring 10 points. Michigan had just put its entire starting lineup in double figures against Maryland (Jan. 24), with Evans (17), Hobbs (15), Phelia (14), **Cameron Williams** (11) and Hansen (10) accounting for 67 of Michigan's 79 points.

Evans Does It All

Chyra Evans did it all in Michigan's win over Maryland (Jan. 24), finishing with then-career highs in points (17), assists (5) and minutes (41) to go with eight rebounds. She was just as effective in Michigan's win at Penn State (Feb. 3), going for 12 points on 6-for-9 shooting, four rebounds and a new career high in assists with six. Evans has started the last 17 games and is averaging 6.6 points and 4.0 rebounds in 21.8 minutes per game. She has scored in double figures eight times this season, the first double-figure scoring games of her career.

Hansen Fits Right In

Lauren Hansen has fit right in during her time in the Maize and Blue, starting all 26 games at point guard. She is one of two Wolverines to start every game and one of two in double-figure scoring at 11.7 points per game. Hansen has scored in double figures 18 times and is second on the team in both steals (32) and assists (56). She is playing 27.7 minutes per game and shooting 43.0 percent from the floor.

Junior Year Jordan

Jordan Hobbs has become a regular starter in her third year in the Maize and Blue, averaging a career-best 9.8 points and 3.8 rebounds per game. She has 255 points on the season, eclipsing last year's total of 147 points (4.9 per game). She is one of two Wolverines to start all 26 games. Hobbs is playing a career-high 27.7 minutes per game, ranking third on the team in that category and fourth in rebounding (3.9 rpg). She led six players in double figures at Iowa (Feb. 15) with 16 points for her 14th double-figure scoring game of the season. She leads U-M with 69 assists on the season.

Conference Play Suits Phelia

Laila Phelia has upped her game as Big Ten play has resumed, increasing her scoring average to 17.4 points per game against conference opponents. She is fourth in the conference in scoring in Big Ten games, recording five 20-point games. Phelia has also increased her field goal percentage to .449 in Michigan's 14 conference contests. She had her best game of the season against No. 17 Ohio State (Dec. 30), scoring a career-best 26 points. She scored 17 of her points in the second half, including nine in the final period as U-M rallied for the win. Phelia followed that up with 23 points at No. 14 Indiana (Jan. 4), marking her fifth 20-point game of the season. She recently went for 25 points on 8-for-16 shooting at Rutgers (Jan. 21), 21 points at Michigan State (Jan. 27) and 23 points at Penn State (Feb. 3). In an expanded role during her junior season, Phelia is averaging 15.9 points per game and has scored in double figures in all but four games.

Stepping up in B1G Play

Four of Michigan's regular starters have upped their

scoring average in Big Ten play. **Laila Phelia** is averaging 17.4 points per game in conference play, up from her season average of 15.9 points per game. **Lauren Hansen** is up to 12.3 points per game from 11.7 points per game, with **Jordan Hobbs** in double figures at 11.4 points per game from 9.8 points per game. **Chyra Evans** rounds out the quartet up to 7.6 points per game in Big Ten action from 6.6 points per game in the regular season. **Cameron Williams**, who has started five of Michigan's 14 Big Ten games has also upped her average to 8.1 points per game from her season average of 6.9.

Finding a Way

Michigan won its fourth-ever contest against Maryland (Jan. 24), rallying from a 16-point deficit to defeat the Terps at home, 79-77 in overtime. The Wolverines never led in regulation and only held a lead for 2:22 of the 45-minute game. It snapped a streak of 62 straight wins for the Terrapins when they were leading with five minutes remaining. It was Michigan's first overtime win since a 74-68 victory over No. 5 Baylor on Dec. 19, 2021. U-M did not play an overtime game during the 2022-23 season.

Just Rebound

Michigan is third in the Big Ten in rebounding margin at +5.2 and second in offensive rebounding at 13.0 per game. When Michigan wins the rebounding battle, the Wolverines are 14-3 on the season. When Michigan is outrebounded, the Wolverines are just 2-7 after getting a win at Penn State (Feb. 3).

Phelia Reaches 1,000

Junior **Laila Phelia** became the 31st Wolverine to reach the 1,000-point mark in Michigan's win over Maryland (Jan. 24). She is now up to 1,096 in her illustrious career in the Maize and Blue. Michigan now has four 1,000-point scorers on its roster in Phelia, **Elissa Brett** (1,529), **Lauren Hansen** (1,390) and **Taylor Williams** (1,106).

Three-Pointers in Bunches

Michigan has already had six games this season with at least 10 three-pointers, tying a school record with 14 against SIUE (Nov. 29), hitting 13 twice (at Illinois, Dec. 10; vs. Miami, Dec. 16), going for 12 against Rutgers (Feb. 10) and putting in 10 twice (Eastern Michigan, Nov. 24; Maryland, Jan. 24). It is the first time since the 2017-18 season that Michigan has had multiple games with at least 10 three-pointers. U-M had three instances in that season, including a game in which Katelynn Flaherty set a school record by hitting 10 three-pointers against Penn State (Dec. 28, 2017).

Lockdown Defense...Again

A year after ranking second in the Big Ten in scoring defense (63.4 ppg), Michigan has continued to find success on the defensive end during the 2023-24 season. U-M is second in the league scoring defense, allowing 63.0 points per game. Michigan has held 11 of its opponents under 60 points and 18 under 70 points this season.

Williams Times Two

Michigan's Williams duo - **Cameron Williams** and **Taylor Williams** - combined for 29 points in Michigan's win over Wisconsin (Jan. 13). Cameron recorded her second double-double of the season in her first start since Dec. 6, going for a season-high

PLAYER & TEAM NOTES

16 points and 10 rebounds. Taylor had 13 points on 5-for-7 shooting in 17 minutes off the bench for her fourth double-figure scoring effort of the season. Between the two of them, they have Michigan's three double-doubles this season.

Just Score

It's been a simple equation for Michigan this season - scoring leads to winning. U-M is averaging just 60.1 points per game in its nine losses, down from its season average of 70.7 points per game. Michigan has also allowed 76.5 points per game in its losses, up from its season average of 63.0 points per game. In wins, U-M is up to 77.4 points per game while allowing just 54.6.

Ranked Win

Michigan picked up its first win over a ranked team in the final game of 2023, knocking off then-No. 17 Ohio State, 69-60, at Crisler (Dec. 30). U-M has 27 wins over ranked opponents under 12th-year head coach **Kim Barnes Arico**, which accounts for 51.9 percent of U-M's 52 all-time wins. The victory over the Buckeyes marked Michigan's first win over a ranked Big Ten team since a 71-59 win over No. 13 Maryland during the 2021-22 season (Feb. 20, 2022). Michigan has recorded at least one win over a ranked team in each of KBA's 12 seasons in Ann Arbor.

Everyone Steps Up

Michigan has been led in scoring 13 times by **Laila Phelia** this season, six times by **Lauren Hansen**, twice by **Chyra Evans**, three times by **Jordan Hobbs** and twice by **Cameron Williams** with three other Wolverines taking scoring honors once. **Taylor Williams**, **Alyssa Crockett**, and **Elissa Brett** have all led Michigan in scoring during a game at different points in the season.

Brett Catches Fire

Elissa Brett tied a career high against Miami (Ohio) (Dec. 16), pouring in 27 points with seven boards and a pair of assists. In her second start in a Michigan uniform, she hit eight three-pointers to tie the third-best single-game mark in program history. It was the most three-pointers made in a game by a Wolverine not named Katelynn Flaherty. Brett's eight triples were the most by a Big Ten player this season for about eight hours until Caitlin Clark made nine against Cleveland State.

Double-Figure Scoring

Michigan has had 11 players record a double-figure scoring game thus far, with **Laila Phelia** scoring at least 10 points in 21 games. **Lauren Hansen** (17), **Jordan Hobbs** (14), **Elissa Brett** (6), **Chyra Evans** (8), **Taylor Williams** (4), **Cameron Williams** (7), **Greta Kampschroeder** (1), **Macy Brown** (1), **Alyssa Crockett** (1) and **Taylor Woodson** (1) have each reached double figures in scoring this season.

Different Lineups

U-M has already used four different starting lineups this season, with **Jordan Hobbs** and **Lauren Hansen** starting all 26 games. **Laila Phelia** has 25 starts, with **Cameron Williams** (14), **Taylor Williams** (6), **Elise Stuck** (3), **Chyra Evans** (17) and **Elissa Brett** (13) each earning starts. Following is a breakdown of lineups used:

Hansen-Phelia-Hobbs-Stuck-C. Williams: 2-1
Hansen-Phelia-Hobbs-T. Williams-C. Williams: 5-1
Hansen-Phelia-Brett-Hobbs-Evans: 5-7
Hansen-Phelia-Hobbs-Evans-C. Williams: 3-1
Hansen-Brett-Hobbs-Evans-C. Williams: 1-0

KBA Gets to 250 in A2

Head coach **Kim Barnes Arico** recorded her 250th win as the Michigan head coach this season, moving her record to 257-129 in Ann Arbor. KBA is the program's winningest coach in both total wins and winning percentage (.666). The only other U-M basketball coach to reach 250 wins in Ann Arbor is John Beilein (278).

Hanging 100

Michigan reached the century mark for the first time since the 2017-18 season, scoring 103 points against SIUE (Nov. 29). It is the seventh time in 12th-year head coach **Kim Barnes Arico**'s tenure that the Wolverines have hit the 100-point mark and is tied for the 11th-most points in a single game in program history.

Feeling It From Deep

Michigan tied a school record in its win over SIUE (Nov. 29), hitting 14 three-pointers at a 56.0 percent clip. It tied the mark set on Nov. 13, 2009 when U-M hit 14 triples against Ball State.

Michigan's Bench Shows Out

U-M got 67 points from its bench in its 103-59 win over SIUE (Nov. 29), outscoring the entire Cougar team. The bench accounted for 28 of Michigan's first 30 points of the game and 39 of its 50 first-half points. Leading the way in scoring for the first time in her career was **Alyssa Crockett**, who turned in 16 points in her first-ever double-figure scoring game. Michigan's freshman duo of **Macy Brown** (12) and **Taylor Woodson** (8) also notched career bests as they find their footing early in their first season in the Maize and Blue. Also contributing off the bench were **Chyra Evans** (9), **Greta Kampschroeder** (8), **Elise Stuck** (8), **Whitney Solom** (4) and **Elissa Brett** (2) as all 13 Wolverines found the scoring column.

Where We Left Off

Michigan is coming off a 23-10 season in 2022-23, reaching the second round of the NCAA Tournament before falling to eventual-national champion LSU in Baton Rouge. U-M has made appearances in the last five NCAA Tournaments, dating back to the 2018 edition. The Wolverines are one of seven teams nationally to advance to at least the second round in each of the last five NCAA Tournaments held (Baylor, Louisville, Maryland, Michigan, South Carolina, Stanford, Connecticut).

Moore, Dunston Return to A2

Michigan welcomed two familiar faces back to the sidelines as **Melanie Moore** and **Jillian Dunston** joined the coaching staff. Moore spent the last four seasons as the head coach at Xavier after serving on the coaching staff at Michigan from 2012-19. Dunston returns to her alma mater, this time as an assistant coach after spending three seasons as an assistant coach at Drexel. Dunston ranks fourth all-time at Michigan in both games played (138) and rebounds (862).

Atkins Added as Assistant Coach for Player Development

Ariel Atkins was named the Assistant Coach for Player Development on Oct. 27. She has been part of the USA Basketball family since 2014, earning three gold medals during her time. She was part of the 2020 Olympic gold medal squad, seeing action in five games during the tournament as the United States won the gold. Atkins also has gold medals from the 2022 FIBA World Cup and the 2014 FIBA Americas U18 Championship. She teamed up with Barnes Arico at the latter, as KBA served as an assistant coach for that team.

Atkins currently plays for the Washington Mystics, helping them to the 2019 WNBA Championship. She is a two-time WNBA All-Star (2021, 2022) and grabbed a spot on the 2022 WNBA All-Defensive first team. She was named to the 2018 WNBA All-Rookie Team and has spent all five of her seasons in D.C. after being drafted No. 7 in the 2018 WNBA Draft. This past season, she helped the Mystics to the first round of the playoffs, averaging 11.5 points, 3.1 rebounds and 2.3 assists in 25.2 minutes per game.

Wolverines in the W

Michigan had three players see action in the WNBA during the 2023 season in **Naz Hillmon** (Atlanta), **Leigha Brown** (Connecticut) and **Cyasha Goree** (Washington). It marked the first time Michigan has ever had three active players in the W at the same time.

Wolverines on TV

The Wolverines will be featured on national television at least 10 times during the 2023-24 regular season. Half of Michigan's 18 conference contests will appear on Big Ten Network, FS1, Peacock and FOX networks throughout the Big Ten slate. U-M's Dec. 30 contest at home against Ohio State will be the first of five Big Ten women's basketball games this season to appear on FOX, marking the second appearance for the Wolverines on the network in as many seasons.

KBA Reaches 500 Career Wins

Head coach **Kim Barnes Arico** grabbed career win No. 500 at Nebraska (Dec. 28, 2022), making her the fourth active Big Ten coach to reach the mark. She joins the Big Ten's active 500-win club, which includes Iowa's Lisa Bluder, Northwestern's Joe McKeown and Maryland's Brenda Frese.

Simple Enough...Just Score

U-M is 99-10 under head coach **Kim Barnes Arico** when scoring at least 80 points. Michigan has reached the 80-point mark nine times this season.

THE LAST TIME...

IN THE LAST SECOND

Michigan played in overtime	January 24, 2024 vs. Maryland: Michigan won, 79-77
Michigan won an overtime game	January 24, 2024 vs. Maryland: Michigan won, 79-77
Michigan lost an overtime game	February 13, 2022 at Northwestern: Michigan lost, 71-69 (2OT)
Michigan won on a buzzer beater	December 16, 2006, Dartmouth: Melinda Queen three-pointer from right wing as time expired

TEAM SCORING

Michigan scored 80-89 or more points	February 15, 2024 at No. 4 Iowa: Michigan lost, 106-89
Michigan scored 90-99 points	November 16, 2022 vs. Western Michigan: Michigan won, 99-67
Michigan scored 100 or more points	November 29, 2023 vs. SIUE: Michigan won 103-59
Michigan scored fewer than 50 points	January 17, 2024 at Nebraska: Michigan lost, 62-43
An opponent scored 100 or more points	February 15, 2024 at No. 4 Iowa: Michigan lost, 106-89
An opponent scored fewer than 50 points	December 22, 2023 vs. Florida A&M: Michigan won, 77-35

INDIVIDUAL SCORING

A player had 20-29 points	February 3, 2024 at Penn State: Laila Phelia (23)
A player had 30-39 points	February 23, 2023 vs. Rutgers: Emily Kiser (34)
A player had 40 or more points	January 21, 2021 at No. 17 Ohio State: Naz Hillmon (50)
An opponent had 20-29 points	February 15, 2024 at No. 4 Iowa: Caitlin Clark (49)
An opponent had 30-39 points	February 15, 2024 at No. 4 Iowa: Caitlin Clark (49)
An opponent had 40 or more points	February 15, 2024 at No. 4 Iowa: Caitlin Clark (49)

MULTIPLE DOUBLE-DIGIT SCORING

Michigan had three double-digit scorers	December 22, 2023 vs. Florida A&M: Hansen (19), Brett (15), T. Williams (10)
Michigan had four double-digit scorers	February 10, 2024 vs. Rutgers: C. Williams (23), Hobbs (16), Hansen (12), Evans (11)
Michigan had five double-digit scorers	February 3, 2024 at Penn State: Phelia (23), Hansen (15), Evans (12), Brett (12), Hobbs (10)
Michigan had six double-digit scorers	February 15, 2024 at No. 4 Iowa: Hobbs (16), Hansen (14), Evans (13), Woodson (13), Phelia (12), C. Williams (10)

INDIVIDUAL REBOUNDING

A player had 10 or more rebounds	January 13, 2024 vs. Wisconsin: Cameron Williams (10)
A player had 20 or more rebounds	January 7, 2021 vs. Nebraska: Naz Hillmon (22)
Michigan had 40 or more rebounds	December 22, 2023 vs. Florida A&M: (44)
Michigan had 50 or more rebounds	November 29, 2023 vs. SIUE: (50)
Michigan had 25 or fewer rebounds	February 3, 2024 at Penn State: (25)

DOUBLE-DOUBLES

A player had a double-double (points-rebounds)	January 13, 2024 vs. Wisconsin: Cameron Williams (16 pts, 10 rebs)
A player had a double-double (points-assists)	February 12, 2023 vs. Nebraska: Leigha Brown (21 pts, 10 assists)
Michigan had two players with a double-double	December 31, 2022 at No. 3 Ohio State: Emily Kiser (10 pts, 10 rebs), Cameron Williams (18 pts, 10 rebs)

ASSISTS

A player had five or more assists	February 10, 2024 vs. Rutgers: Jordan Hobbs (8)
A player had double-digit assists	February 12, 2023 vs. Nebraska: Leigha Brown (10)
Michigan had 20 or more assists	February 10, 2024 vs. Rutgers: (25)
Michigan had 30 or more assists	November 16, 2022 vs. Western Michigan: (30)

BLOCKS

A player had five or more blocks	January 24, 2019 at Indiana: Hallie Thome (5)
A player had 10 or more blocks	December 30, 1992, vs. Old Dominion: Trish Andrew (10)
Michigan had five or more blocks	November 29, 2023 vs. SIUE: (7)
Michigan had 10 or more blocks	November 12, 2012 at Xavier: (10)

STEALS

A player had five or more steals	November 19, 2023 vs. South Dakota: Taylor Williams (5)
A player had 10 or more steals	February 27, 2000 vs. Northwestern: Stacey Thomas (10)
Michigan had 10 or more steals	January 13, 2024 vs. Wisconsin: Michigan (12)
Michigan had fewer than five steals	January 31, 2024 vs. Illinois: Michigan (4)

FIELD GOALS MADE

Michigan had fewer than 20 field goals made	January 17, 2024 at Nebraska: (15)
Michigan had 20-29 field goals made	February 6, 2024 vs. Nebraska: (24)
Michigan had 30-39 field goals made	February 15, 2024 at No. 4 Iowa: (35)
Michigan had 40-49 field goals made	November 16, 2022 vs. Western Michigan: (41)

FIELD GOAL ATTEMPTS

Michigan had 50-59 field goal attempts	February 10, 2024 vs. Rutgers: (55)
Michigan had 60-69 field goal attempts	February 15, 2024 at No. 4 Iowa: (68)
Michigan had 70-79 field goal attempts	January 13, 2024 vs. Wisconsin: (73)
Michigan had more than 79 field goal attempts	January 15, 2017 vs. Minnesota: (81)
Michigan had fewer than 40 field goal attempts	March 24, 2008 vs Virginia Commonwealth (WNIT Second Round): (37)



THE LAST TIME...

FIELD GOAL PERCENTAGE

Michigan shot at least 50 percent from the field	February 15, 2024 at No. 4 Iowa: 51.5 percent (35-for-68)
Michigan shot at least 60 percent from the field	February 10, 2024 vs. Rutgers: 61.8 percent (34-for-55)

3-POINT FIELD GOALS MADE

Michigan had 10 or more 3-point field goals	February 10, 2024 vs. Rutgers: (12)
Michigan had 15 or more 3-point field goals	Has yet to happen

3-POINT FIELD GOAL ATTEMPTS

Michigan had 20 or more 3-point field goal attempts	February 10, 2024 vs. Rutgers: (21)
Michigan had fewer than 10 3-point field goal attempts	January 4, 2024 at No. 14 Indiana: (9)

3-POINT FIELD GOAL PERCENTAGE

Michigan shot at least 40 percent on 3-pointers	February 10, 2024 vs. Rutgers: 57.1 percent (12-for-21)
Michigan shot at least 50 percent on 3-pointers	February 10, 2024 vs. Rutgers: 57.1 percent (12-for-21)

FREE THROWS MADE

Michigan had 20 or more free throws made	December 2, 2023 at Harvard: (26)
Michigan had 30 or more free throws made	November 12, 2005 vs. Saint Francis (Pa.): (30)
Michigan had fewer than 10 free throws made	February 10, 2024 vs. Rutgers: (6)

FREE THROW ATTEMPTS

Michigan had 20 or more free throw attempts	February 15, 2024 at No. 4 Iowa: (21)
Michigan had 30 or more free throw attempts	February 5, 2023 at Michigan State: (30)
Michigan had fewer than 10 free throw attempts	February 10, 2024 vs. Rutgers: (7)

FREE THROW PERCENTAGE

Michigan shot 70-79 percent on free throws	February 15, 2024 at No. 4 Iowa: 76.2 percent (16-for-21)
Michigan shot 80-89 percent on free throws	February 10, 2024 vs. Rutgers: 85.7 percent (6-for-7)
Michigan shot 90+ percent on free throws	November 18, 2023 vs. Middle Tennessee: 91.7 (11-for-12)
Michigan shot less than 50 percent on free throws	March 19, 2022 vs. American (NCAA Tournament): 45.5 percent (5-for-11)

FOULS

Michigan had 20 or more fouls	February 6, 2024 vs. Nebraska: (21)
Michigan had fewer than 10 fouls	March 19, 2022 vs. American (NCAA Tournament): (9)

TURNOVERS

Michigan had 20 or more turnovers	January 24, 2024 vs. Maryland: (21)
Michigan had fewer than 10 turnovers	January 13, 2024 vs. Wisconsin: (7)

AT CRISLER CENTER

Michigan had a sellout crowd at Crisler Center	January 27, 2019 vs. #23 Michigan State: 12,707
Michigan had a crowd of 5,000 or more at Crisler Center	December 30, 2023 vs. No. 17 Ohio State: 8,078
Michigan had a crowd of 4,000 or more at Crisler Center	February 10, 2024 vs. Rutgers: 4,238
Michigan had a crowd of 2,500 or more at Crisler Center	January 31, 2024 vs. Illinois: 2,522

IN THE RANKINGS

Michigan was ranked	December 5, 2023: No. 25 USA Today Coaches Poll
Michigan defeated a ranked opponent	December 30, 2023 vs. No. 17 Ohio State: 69-60
Michigan lost to a ranked opponent	February 15, 2024 at No. 4 Iowa: 106-89
Michigan defeated a ranked opponent at home	December 30, 2023 vs. No. 17 Ohio State: 69-60
Michigan defeated a ranked opponent on the road	January 27, 2022 at No. 22 Ohio State: 77-58
Michigan faced a No. 1 ranked team	February 7, 1988 vs. Iowa: lost 54-89
Michigan defeated a No. 1 ranked team	Has yet to happen

BOLD indicates during the 2023-24 season

INSIDE THE NUMBERS

DOUBLE-DIGIT SCORING						
	2019-20	2020-21	2021-22	2022-23	2023-24	CAREER
Laila Phelia	-	-	11	23	21	55
Cameron Williams	-	-	1	4	8	13
Greta Kampschroeder	-	-	5*	1	1	7
Jordan Hobbs	-	-	-	4	14	18
Elise Stuck	-	-	-	1		1
Lauren Hansen	7*	4*	17*	20*	18	66
Taylor Williams	-	15*	18*	21*	4	58
Elissa Brett	5*	18*	16*	32*	6	77
Chyra Evans	-	-	-	-	8	8
Alyssa Crockett	-	-	-	-	1	1
Macy Brown	-	-	-	-	1	1
Taylor Woodson	-	-	-	-	1	1

20+ POINT GAMES						
	2019-20	2020-21	2021-22	2022-23	2023-24	CAREER
Laila Phelia	-	-	1	11	8	20
Lauren Hansen	1*	-	4*	7*	1	13
Taylor Williams	-	2*	2*	7*		11
Elissa Brett	-	2*	2*	8*	1	13
Jordan Hobbs	-	-	-	-	1	1
Cameron Williams	-	-	-	-	1	1

30+ POINT GAMES						
	2019-20	2020-21	2021-22	2022-23	2023-24	CAREER
Taylor Williams	-	1*	-	-		1
Lauren Hansen	-	-	1*	-		1

7+ REBOUND GAMES						
	2019-20	2020-21	2021-22	2022-23	2023-24	CAREER
Cameron Williams	-	1		5	6	12
Elise Stuck	-	-	1	2		3
Alyssa Crockett	-	-	-	1		1
Greta Kampschroeder	-	-	3	1		4
Laila Phelia	-	-	-	4	2	6
Chyra Evans	-	-	-	2	4	6
Jordan Hobbs	-	-	-	1	1	2
Taylor Williams	-	17*	19*	21*	2	59
Elissa Brett	13*	14*	9*	14*	1	51
Lauren Hansen	-	-	1	-	1	2
Whitney Sollom	-	-	-	-	1	1

10+ REBOUND GAMES						
	2019-20	2020-21	2021-22	2022-23	2023-24	CAREER
Cameron Williams	-	-	-	1	2	3
Laila Phelia	-	-	-	1		1
Elissa Brett	5*	6*	2*	4*		17
Taylor Williams	-	9*	10*	11*	1	21

5+ ASSIST GAMES						
	2019-20	2020-21	2021-22	2022-23	2023-24	CAREER
Alyssa Crockett	-	-	-	2		2
Greta Kampschroeder	-	-	-	2		2
Laila Phelia	-	-	-	1	1	2
Lauren Hansen	-	-	-	1*	4	5
Elissa Brett	2*	-	-	2*	1	5
Taylor Williams	-	-	-	2*		2
Jordan Hobbs	-	-	-	-	4	4
Chyra Evans	-	-	-	-	2	2

3+ STEAL GAMES						
	2019-20	2020-21	2021-22	2022-23	2023-24	CAREER
Greta Kampschroeder	-	-	-	3		3
Alyssa Crockett	-	-	-	1		1
Laila Phelia	-	-	-	5	3	8
Elissa Brett	-	3*	3*	7*	2	15
Lauren Hansen	2*	1*	2*	4*	5	14
Taylor Williams	-	4*	-	3*	1	8
Macy Brown	-	-	-	-	1	1
Jordan Hobbs	-	-	-	-	1	1
Taylor Woodson	-	-	-	-	1	1
Chyra Evans	-	-	-	-	1	1

5+ STEAL GAMES						
	2019-20	2020-21	2021-22	2022-23	2023-24	CAREER
Greta Kampschroeder	-	-	-	1		1
Elissa Brett	-	-	1	-		1
Lauren Hansen	-	-	-	1*		1
Taylor Williams	-	1*	-	-	1	2

3+ BLOCK GAMES						
	2019-20	2020-21	2021-22	2022-23	2023-24	CAREER
Alyssa Crockett	-	-	-	1		1
Laila Phelia	-	-	-	1	1	2
Chyra Evans	-	-	-	1	2	2
Taylor Williams	-	4*	2*	7*		13

* at previous school

TIME ON THE COURT (AT MICHIGAN)				
PLAYER	CAREER GAMES	CAREER STARTS	CONSEC GAMES	CONSEC STARTS
Cameron Williams	101	47	81	0
Elise Stuck	94	5	24	0
Laila Phelia	80	63	1	1
Jordan Hobbs	75	35	45	26
Greta Kampschroeder	56	5	33	0
Alyssa Crockett	50	0	2	0
Chyra Evans	48	17	25	17
Whitney Sollom	38	0	0	0
Lauren Hansen	26	26	26	26
Taylor Woodson	25	0	12	0
Taylor Williams	24	6	0	0
Elissa Brett	23	13	8	6
Macy Brown	17	0	0	0

LED MICHIGAN IN ... SCORING						
	2019-20	2020-21	2021-22	2022-23	2023-24	CAREER
Laila Phelia	-	-	1	8	13	21
Cameron Williams	-	-	-	1	2	3
Taylor Williams	-	-	-	-	1	1
Chyra Evans	-	-	-	-	2	2
Alyssa Crockett	-	-	-	-	1	1
Lauren Hansen	-	-	-	-	6	6
Jordan Hobbs	-	-	-	-	3	3
Elissa Brett	-	-	-	-	1	1

LED MICHIGAN IN ... REBOUNDING						
	2019-20	2020-21	2021-22	2022-23	2023-24	CAREER
Alyssa Crockett	-	-	-	1		1
Cameron Williams	-	-	-	4	7	11
Elise Stuck	-	-	-	1	3	4
Laila Phelia	-	-	-	4	4	8
Chyra Evans	-	-	-	1	6	7
Jordan Hobbs	-	-	-	1	4	5
Lauren Hansen	-	-	-	-	2	2
Taylor Williams	-	-	-	-	3	3
Whitney Sollom	-	-	-	-	1	1
Elissa Brett	-	-	-	-	5	5
Greta Kampschroeder	-	-	-	-	1	1

LED MICHIGAN IN ... ASSISTS						
	2019-20	2020-21	2021-22	2022-23	2023-24	CAREER
Laila Phelia	-	-	1	1	5	7
Alyssa Crockett	-	-	-	1	1	2
Jordan Hobbs	-	-	-	-	11	11
Macy Brown	-	-	-	-	1	1
Lauren Hansen	-	-	-	-	10	10
Chyra Evans	-	-	-	-	8	8
Greta Kampschroeder	-	-	-	-	2	2
Taylor Williams	-	-	-	-	1	1
Elissa Brett	-	-	-	-	4	4
Elise Stuck	-	-	-	-	1	1
Cameron Williams	-	-	-	-	1	1
Taylor Woodson	-	-	-	-	1	1

LED MICHIGAN IN ... STEALS						
	2019-20	2020-21	2021-22	2022-23	2023-24	CAREER
Jordan Hobbs	-	-	1	1	2	4
Laila Phelia	-	-	6	9	9	24
Cameron Williams	-	-	2	1	1	4
Greta Kampschroeder	-	-	-	3	2	5
Alyssa Crockett	-	-	-	3	3	6
Lauren Hansen	-	-	-	-	8	8
Taylor Williams	-	-	-	-	2	2
Chyra Evans	-	-	-	-	4	4
Macy Brown	-	-	-	-	1	1
Elissa Brett	-	-	-	-	2	2
Taylor Woodson	-	-	-	-	1	1

LED MICHIGAN IN ... BLOCKS						
	2019-20	2020-21	2021-22	2022-23	2023-24	CAREER
Whitney Sollom	-	1	1			2
Cameron Williams	-	-	1	2	1	4
Laila Phelia	-	-	-	7	5	11
Alyssa Crockett	-	-	-	1	4	5
Chyra Evans	-	-	-	3	7	10
Elise Stuck	-	-	-	2	4	6
Jordan Hobbs	-	-	-	3	6	9
Greta Kampschroeder	-	-	-	1	1	2
Elissa Brett	-	-	-	-	2	2
Taylor Woodson	-	-	-	-	1	1
Lauren Hansen	-	-	-	-	1	1

MICHIGAN OVERALL STATS



2023-24 Michigan Women's Basketball

Combined Team Statistics

All games

Page 1/1

as of Feb 16, 2024

Game Records					Score by Periods						
Record	Overall	Home	Away	Neutral	Team	1st	2nd	3rd	4th	OT	TOT
ALL GAMES	16-10	10-3	4-5	2-2	Michigan	449	437	459	482	12	1839
CONFERENCE	7-7	4-3	3-4	0-0	Opponents	403	378	422	426	10	1639
NON-CONFERENCE	9-3	6-0	1-1	2-2							

Team Box Score																							
No.	Player				Total		3-Point		F-Throw		Rebounds												
		GP-GS	MIN	AVG	FG-FGA	FG%	3FG-3FGA	3FG%	FT-FTA	FT%	OFF	DEF	TOT	AVG	PF	DQ	A	TO	BLK	STL	PTS	AVG	
5	PHELIA, Laila	25-25	849:27	34.0	137-343	.399	29-88	.330	95-120	.792	28	52	80	3.2	39	0	35	49	9	34	398	15.9	
1	HANSEN, Lauren	26-26	720:27	27.7	107-249	.430	47-131	.359	43-52	.827	6	47	53	2.0	39	1	56	61	2	32	304	11.7	
10	HOBBS, Jordan	26-26	723:52	27.8	89-201	.443	33-86	.384	44-55	.800	12	89	101	3.9	52	0	69	35	7	18	255	9.8	
0	BRETT, Elissa	23-13	574:19	25.0	55-152	.362	33-93	.355	28-33	.848	22	68	90	3.9	60	3	36	32	4	16	171	7.4	
44	WILLIAMS, Cameron	26-14	434:44	16.7	79-143	.552	0-0	.000	21-28	.750	57	69	126	4.8	60	2	10	36	2	9	179	6.9	
22	EVANS, Chyra	25-17	543:48	21.8	69-150	.460	9-32	.281	18-30	.600	47	53	100	4.0	54	2	44	49	12	17	165	6.6	
33	WILLIAMS, Taylor	24-6	273:13	11.4	41-91	.451	0-0	.000	20-44	.455	42	38	80	3.3	38	1	13	22	2	13	102	4.3	
11	KAMPSCHROEDER, Greta	26-0	263:23	10.1	25-68	.368	18-46	.391	3-6	.500	10	27	37	1.4	16	0	15	16	2	10	71	2.7	
30	STUCK, Elise	25-3	245:35	9.8	26-45	.578	2-9	.222	4-6	.667	24	33	57	2.3	36	1	9	18	6	1	58	2.3	
21	WOODSON, Taylor	25-0	224:21	9.0	22-49	.449	0-1	.000	11-25	.440	16	25	41	1.6	30	0	19	11	2	10	55	2.2	
20	CROCKETT, Alyssa	22-0	185:56	8.5	15-41	.366	8-21	.381	4-9	.444	8	25	33	1.5	12	0	18	16	7	11	42	1.9	
2	BROWN, Macy	17-0	115:49	6.8	7-21	.333	2-11	.182	5-7	.714	7	11	18	1.1	16	0	12	13	4	6	21	1.2	
25	SOLLOM, Whitney	15-0	70:06	4.7	8-17	.471	0-0	.000	2-7	.286	19	11	30	2.0	9	0	6	11	0	3	18	1.2	
Team											41	54	95					17					
Total		26	5225		680-1570	.433	181-518	.349	298-422	.706	339	602	941	36.2	461	10	342	386	59	180	1839	70.7	
Opponents		26	5225		587-1371	.428	156-484	.322	309-429	.720	219	586	805	31.0	478	12	304	452	74	148	1639	63.0	

Team Statistics

	MICH	OPP
Scoring	1839	1639
Points per game	70.7	63.0
Scoring margin	+7.7	-
Field goals-att	680-1570	587-1371
Field goal pct	.433	.428
3 point fg-att	181-518	156-484
3-point FG pct	.349	.322
3-pt FG made per game	7.0	6.0
Free throws-att	298-422	309-429
Free throw pct	.706	.720
F-Throws made per game	11.5	11.9
Rebounds	941	805
Rebounds per game	36.2	31.0
Rebounding margin	+5.2	-
Assists	342	304
Assists per game	13.2	11.7
Turnovers	386	452
Turnovers per game	14.8	17.4
Turnover margin	+2.5	-
Assist/turnover ratio	0.9	0.7
Steals	180	148
Steals per game	6.9	5.7
Blocks	59	74
Blocks per game	2.3	2.8
Winning streak	0	-
Home win streak	1	-
Attendance	42821	59377
Home games-Avg/Game	13-3294	9-6597
Neutral site-Avg/Game	-	4-1942

Team Results

Date	Opponent		Score	Att.
11/06/2023	Purdue Fort Wayne	W	80-61	2389
11/14/2023	Oakland	W	80-39	2307
11/18/2023	vs Middle Tenn.	W	63-49	393
11/19/2023	vs South Dakota	W	70-52	222
11/20/2023	vs Ole Miss	L	49-60	124
11/24/2023	Eastern Mich.	W	80-44	4052
11/29/2023	SIUE	W	103-59	2145
12/02/2023	at Harvard	W	80-66	1636
12/06/2023	at Toledo	L	46-69	7082
12/10/2023	at Illinois	W	84-48	3763
12/16/2023	Miami (OH)	W	75-49	3065
12/20/2023	vs Florida	L	65-82	7027
12/22/2023	Florida A&M	W	77-35	2308
12/30/2023	Ohio St.	W	69-60	8078
01/04/2024	at Indiana	L	59-80	8723
01/09/2024	Minnesota	L	66-82	2112
01/13/2024	Wisconsin	W	76-52	4906
01/17/2024	at Nebraska	L	43-62	4398
01/21/2024	at Rutgers	W	56-50	4647
01/24/2024	Maryland	Wot	79-77	2586
01/27/2024	at Michigan St.	L	61-82	9385
01/31/2024	Illinois	L	64-77	2522
02/03/2024	at Penn St.	W	80-75	4745
02/06/2024	Nebraska	L	59-65	2113
02/10/2024	Rutgers	W	86-58	4238
02/15/2024	at Iowa	L	89-106	14998



MICHIGAN BIG TEN STATS



2023-24 Michigan Women's Basketball
Combined Team Statistics
In Conference games

Page 1/1
as of Feb 16, 2024

Game Records					Score by Periods						
Record	Overall	Home	Away	Neutral	Team	1st	2nd	3rd	4th	OT	TOT
ALL GAMES	7-7	4-3	3-4	0-0	Michigan	236	227	244	252	12	971
CONFERENCE	7-7	4-3	3-4	0-0	Opponents	247	218	243	256	10	974
NON-CONFERENCE	0-0	0-0	0-0	0-0							

Team Box Score																									
No.	Player				Total		3-Point		F-Throw		Rebounds														
		GP-GS	MIN	AVG	FG-FGA	FG%	3FG-3FGA	3FG%	FT-FTA	FT%	OFF	DEF	TOT	AVG	PF	DQ	A	TO	BLK	STL	PTS	AVG			
5	PHELIA, Laila	13-13	467:47	36.0	79-176	.449	13-35	.371	55-71	.775	11	28	39	3.0	19	0	14	25	2	18	226	17.4			
1	HANSEN, Lauren	14-14	421:19	30.1	61-148	.412	27-78	.346	23-30	.767	4	22	26	1.9	21	1	28	34	1	18	172	12.3			
10	HOBBS, Jordan	14-14	431:10	30.8	58-123	.472	21-53	.396	22-27	.815	5	49	54	3.9	28	0	40	18	4	10	159	11.4			
44	WILLIAMS, Cameron	14-5	231:44	16.6	49-90	.544	0-0	.000	15-21	.714	31	30	61	4.4	45	2	8	18	0	3	113	8.1			
22	EVANS, Chyra	14-14	365:09	26.1	43-89	.483	7-19	.368	13-24	.542	25	37	62	4.4	37	2	32	28	4	9	106	7.6			
0	BRETT, Elissa	12-10	344:42	28.7	25-83	.301	14-51	.275	14-16	.875	9	40	49	4.1	34	3	20	15	2	9	78	6.5			
21	WOODSON, Taylor	13-0	123:57	9.5	12-30	.400	0-0	.000	7-15	.467	11	15	26	2.0	16	0	8	7	1	6	31	2.4			
33	WILLIAMS, Taylor	13-0	92:04	7.1	9-21	.429	0-0	.000	8-20	.400	7	13	20	1.5	16	0	6	7	0	4	26	2.0			
30	STUCK, Elise	14-0	122:28	8.7	12-24	.500	1-7	.143	1-2	.500	16	12	28	2.0	19	0	5	8	1	1	26	1.9			
11	KAMPSCHROEDER, Greta	14-0	131:19	9.4	9-25	.360	6-17	.353	1-2	.500	5	18	23	1.6	7	0	6	5	2	2	25	1.8			
20	CROCKETT, Alyssa	10-0	57:27	5.7	3-13	.231	1-6	.167	0-2	.000	3	3	6	0.6	5	0	8	6	0	3	7	0.7			
25	SOLLOM, Whitney	6-0	16:12	2.7	1-4	.250	0-0	.000	0-0	.000	1	4	5	0.8	4	0	1	4	0	0	2	0.3			
2	BROWN, Macy	6-0	19:43	3.3	0-4	.000	0-2	.000	0-0	.000	1	3	4	0.7	5	0	1	2	0	0	0	0.0			
Team											24	25	49					9							
Total		14	2825		361-830	.435	90-268	.336	159-230	.691	153	299	452	32.3	256	8	177	186	17	83	971	69.4			
Opponents		14	2825		347-741	.468	92-275	.335	188-257	.732	117	329	446	31.9	250	8	190	219	37	73	974	69.6			

Team Statistics			Team Results		
	MICH	OPP	Date	Opponent	Score Att.
Scoring	971	974	12/10/2023	at Illinois	W 84-48 3763
Points per game	69.4	69.6	12/30/2023	Ohio St.	W 69-60 8078
Scoring margin	-0.2	-	01/04/2024	at Indiana	L 59-80 8723
Field goals-att	361-830	347-741	01/09/2024	Minnesota	L 66-82 2112
Field goal pct	.435	.468	01/13/2024	Wisconsin	W 76-52 4906
3 point fg-att	90-268	92-275	01/17/2024	at Nebraska	L 43-62 4398
3-pt FG pct	.336	.335	01/21/2024	at Rutgers	W 56-50 4647
3-pt FG made per game	6.4	6.6	01/24/2024	Maryland	Wot 79-77 2586
Free throws-att	159-230	188-257	01/27/2024	at Michigan St.	L 61-82 9385
Free throw pct	.691	.732	01/31/2024	Illinois	L 64-77 2522
F-Throws made per game	11.4	13.4	02/03/2024	at Penn St.	W 80-75 4745
Rebounds	452	446	02/06/2024	Nebraska	L 59-65 2113
Rebounds per game	32.3	31.9	02/10/2024	Rutgers	W 86-58 4238
Rebounding margin	+0.4	-	02/15/2024	at Iowa	L 89-106 14998
Assists	177	190			
Assists per game	12.6	13.6			
Turnovers	186	219			
Turnovers per game	13.3	15.6			
Turnover margin	+2.4	-			
Assist/turnover ratio	1.0	0.9			
Steals	83	73			
Steals per game	5.9	5.2			
Blocks	17	37			
Blocks per game	1.2	2.6			
Winning streak	0	-			
Home win streak	1	-			
Attendance	26555	50659			
Home games-Avg/Game	7-3794	7-7237			
Neutral site-Avg/Game	-	0-0			

MICHIGAN GAME-BY-GAME STATS



2023-24 Michigan Women's Basketball
Team Game-by-Game
All games

Page 1/1
as of Feb 16, 2024

				Total		3-Pointers		Free throws		Rebounds											
Opponent	Date	Score		FG-FGA	PCT	3FG-3FGA	PCT	FT-FTA	PCT	OFF	DEF	TOT	AVG	PF	A	TO	BLK	STL	PTS	AVG	
Purdue Fort Wayne	11/06/2023	80-61	W	33-71	.465	6-20	.300	8-10	.800	19	25	44	44.0	14	15	13	6	6	80	80.0	
Oakland	11/14/2023	80-39	W	32-68	.471	7-21	.333	9-18	.500	21	27	48	46.0	17	20	13	7	7	80	80.0	
vs Middle Tenn.	11/18/2023	63-49	W	22-55	.400	8-24	.333	11-12	.917	12	29	41	44.3	17	11	18	2	9	63	74.3	
vs South Dakota	11/19/2023	70-52	W	29-72	.403	3-18	.167	9-12	.750	20	18	38	42.8	17	10	10	5	12	70	73.3	
vs Ole Miss	11/20/2023	49-60	L	15-62	.242	6-21	.286	13-16	.813	17	18	35	41.2	13	7	11	2	3	49	68.4	
Eastern Mich.	11/24/2023	80-44	W	32-65	.492	10-20	.500	6-8	.750	15	27	42	41.3	13	23	19	3	15	80	70.3	
SIUE	11/29/2023	103-59	W	39-69	.565	14-25	.560	11-19	.579	13	37	50	42.6	20	24	16	7	6	103	75.0	
at Harvard	12/02/2023	80-66	W	25-51	.490	4-14	.286	26-29	.897	13	29	42	42.5	23	7	23	4	8	80	75.6	
at Toledo	12/06/2023	46-69	L	18-52	.346	3-14	.214	7-14	.500	10	25	35	41.7	21	5	19	1	2	46	72.3	
at Illinois	12/10/2023	84-48	W	33-73	.452	13-30	.433	5-7	.714	14	31	45	42.0	14	20	6	4	5	84	73.5	
Miami (OH)	12/16/2023	75-49	W	27-58	.466	13-26	.500	8-12	.667	17	22	39	41.7	15	15	20	1	11	75	73.6	
vs Florida	12/20/2023	65-82	L	22-60	.367	8-23	.348	13-20	.650	13	18	31	40.8	18	11	17	2	6	65	72.9	
Florida A&M	12/22/2023	77-35	W	25-57	.439	9-24	.375	18-22	.818	16	28	44	41.1	17	17	21	2	12	77	73.2	
Ohio St.	12/30/2023	69-60	W	23-53	.434	7-20	.350	16-25	.640	10	24	34	40.6	12	8	15	1	6	69	72.9	
at Indiana	01/04/2024	59-80	L	24-58	.414	1-9	.111	10-18	.556	10	17	27	39.7	24	7	10	2	5	59	72.0	
Minnesota	01/09/2024	66-82	L	23-56	.411	8-21	.381	12-16	.750	9	21	30	39.1	15	10	9	2	6	66	71.6	
Wisconsin	01/13/2024	76-52	W	29-73	.397	6-18	.333	12-22	.545	22	15	37	38.9	16	13	7	0	12	76	71.9	
at Nebraska	01/17/2024	43-62	L	15-46	.326	4-15	.267	9-13	.692	8	20	28	38.3	18	6	18	1	6	43	70.3	
at Rutgers	01/21/2024	56-50	W	20-55	.364	4-20	.200	12-18	.667	10	23	33	38.1	17	7	15	0	9	56	69.5	
Maryland	01/24/2024	79-77	Wot	28-65	.431	10-22	.455	13-19	.684	16	20	36	38.0	21	16	21	0	5	79	70.0	
at Michigan St.	01/27/2024	61-82	L	22-52	.423	5-16	.313	12-17	.706	7	24	31	37.6	25	12	17	1	0	61	69.6	
Illinois	01/31/2024	64-77	L	22-53	.415	4-20	.200	16-18	.889	8	15	23	37.0	17	10	11	1	4	64	69.3	
at Penn St.	02/03/2024	80-75	W	29-61	.475	8-17	.471	14-19	.737	9	16	25	36.4	22	19	13	1	8	80	69.8	
Nebraska	02/06/2024	59-65	L	24-62	.387	5-20	.250	6-10	.600	12	23	35	36.4	21	10	15	0	5	59	69.3	
Rutgers	02/10/2024	86-58	W	34-55	.618	12-21	.571	6-7	.857	5	28	33	36.2	16	25	15	1	7	86	70.0	
at Iowa	02/15/2024	89-106	L	35-68	.515	3-19	.158	16-21	.762	13	22	35	36.2	18	14	14	3	5	89	70.7	
Total		1839		680-1570	.433	181-518	.349	298-422	.706	339	602	941	36.2	461	342	386	59	180	1839	70.7	
Opponents		1639		587-1371	.428	156-484	.322	309-429	.720	219	586	805	31.0	478	304	452	74	148	1639	63.0	

Michigan Averages

Games Played	Points/game	FG Pct	3FG Pct	FT Pct	Rebounds/game	Assists/game	Turnovers/game	Assist/Turnover ratio	Steals/game	Blocks/game
26	70.7	43.3	34.9	70.6	36.2	13.2	14.8	0.9	6.9	2.3



HIGHS AND LOWS

MICHIGAN HIGHS			
Michigan - Game Highs			
POINTS	103		SIUE (11/29/2023)
	89		at Iowa (02/15/2024)
	86		Rutgers (02/10/2024)
	84		at Illinois (12/10/2023)
	80		at Penn St. (02/03/2024)
	80		at Harvard (12/02/2023)
	80		Eastern Mich. (11/24/2023)
	80		Oakland (11/14/2023)
	80		Purdue Fort Wayne (11/06/2023)
FIELD GOALS MADE	39		SIUE (11/29/2023)
	35		at Iowa (02/15/2024)
FIELD GOAL ATTEMPTS	73		Wisconsin (01/13/2024)
	73		at Illinois (12/10/2023)
FIELD GOAL PERCENTAGE	.618	(34-55)	Rutgers (02/10/2024)
	.565	(39-69)	SIUE (11/29/2023)
3 PT FG MADE	14		SIUE (11/29/2023)
	13		Miami (OH) (12/16/2023)
	13		at Illinois (12/10/2023)
3 PT FG ATTEMPTS	30		at Illinois (12/10/2023)
	26		Miami (OH) (12/16/2023)
3 PT FG PERCENTAGE	.571	(12-21)	Rutgers (02/10/2024)
	.560	(14-25)	SIUE (11/29/2023)
FREE THROWS MADE	26		at Harvard (12/02/2023)
	18		Florida A&M (12/22/2023)
FREE THROW ATTEMPTS	29		at Harvard (12/02/2023)
	25		Ohio St. (12/30/2023)
FREE THROW PERCENTAGE	.917	(11-12)	vs Middle Tenn. (N) (11/18/2023)
	.897	(26-29)	at Harvard (12/02/2023)
REBOUNDS	50		SIUE (11/29/2023)
	48		Oakland (11/14/2023)
ASSISTS	25		Rutgers (02/10/2024)
	24		SIUE (11/29/2023)
STEALS	15		Eastern Mich. (11/24/2023)
	12		Wisconsin (01/13/2024)
	12		Florida A&M (12/22/2023)
	12		vs South Dakota (N) (11/19/2023)
BLOCKED SHOTS	7		SIUE (11/29/2023)
	7		Oakland (11/14/2023)
TURNOVERS	23		at Harvard (12/02/2023)
	21		Maryland (01/24/2024)
	21		Florida A&M (12/22/2023)
FOULS	25		at Michigan St. (01/27/2024)
	24		at Indiana (01/04/2024)
OPPONENT HIGHS			
Opponent - Game Highs			
POINTS	106		at Iowa (02/15/2024)
	82		at Michigan St. (01/27/2024)
	82		Minnesota (01/09/2024)
	82		vs Florida (N) (12/20/2023)
	80		at Indiana (01/04/2024)
FIELD GOALS MADE	34		at Iowa (02/15/2024)
	32		Illinois (01/31/2024)
FIELD GOAL ATTEMPTS	64		at Iowa (02/15/2024)
	61		at Harvard (12/02/2023)
FIELD GOAL PERCENTAGE	.578	(26-45)	at Indiana (01/04/2024)
	.574	(31-54)	vs Florida (N) (12/20/2023)
3 PT FG MADE	18		at Iowa (02/15/2024)
	15		Minnesota (01/09/2024)
3 PT FG ATTEMPTS	35		at Iowa (02/15/2024)
	28		Minnesota (01/09/2024)
3 PT FG PERCENTAGE	.536	(15-28)	Minnesota (01/09/2024)
	.529	(9-17)	vs Florida (N) (12/20/2023)
FREE THROWS MADE	29		at Michigan St. (01/27/2024)
	20		at Iowa (02/15/2024)
FREE THROW ATTEMPTS	34		at Michigan St. (01/27/2024)
	29		at Indiana (01/04/2024)
FREE THROW PERCENTAGE	.900	(9-10)	Illinois (01/31/2024)
	.857	(12-14)	at Toledo (12/06/2023)
REBOUNDS	46		at Nebraska (01/17/2024)
	40		vs Ole Miss (N) (11/20/2023)
ASSISTS	25		at Iowa (02/15/2024)
	17		at Michigan St. (01/27/2024)
	17		at Indiana (01/04/2024)
STEALS	11		Eastern Mich. (11/24/2023)
	10		Maryland (01/24/2024)
	10		Florida A&M (12/22/2023)
BLOCKED SHOTS	8		at Illinois (12/10/2023)
	6		at Rutgers (01/21/2024)
	6		Eastern Mich. (11/24/2023)
	6		vs Middle Tenn. (N) (11/18/2023)
TURNOVERS	28		Wisconsin (01/13/2024)
	27		Florida A&M (12/22/2023)
	27		Eastern Mich. (11/24/2023)
FOULS	25		Maryland (01/24/2024)
	25		Florida A&M (12/22/2023)
	25		at Harvard (12/02/2023)

MICHIGAN LOWS			
Michigan - Game Lows			
POINTS	43		at Nebraska (01/17/2024)
	46		at Toledo (12/06/2023)
	49		vs Ole Miss (N) (11/20/2023)
	56		at Rutgers (01/21/2024)
	59		Nebraska (02/06/2024)
	59		at Indiana (01/04/2024)
FIELD GOALS MADE	15		at Nebraska (01/17/2024)
	15		vs Ole Miss (N) (11/20/2023)
FIELD GOAL ATTEMPTS	46		at Nebraska (01/17/2024)
	51		at Harvard (12/02/2023)
FIELD GOAL PERCENTAGE	.242	(15-62)	vs Ole Miss (N) (11/20/2023)
	.326	(15-46)	at Nebraska (01/17/2024)
3 PT FG MADE	1		at Indiana (01/04/2024)
	3		at Iowa (02/15/2024)
	3		at Toledo (12/06/2023)
	3		vs South Dakota (N) (11/19/2023)
3 PT FG ATTEMPTS	9		at Indiana (01/04/2024)
	14		at Toledo (12/06/2023)
	14		at Harvard (12/02/2023)
3 PT FG PERCENTAGE	.111	(1-9)	at Indiana (01/04/2024)
	.158	(3-19)	at Iowa (02/15/2024)
FREE THROWS MADE	5		at Illinois (12/10/2023)
	6		Rutgers (02/10/2024)
	6		Nebraska (02/06/2024)
	6		Eastern Mich. (11/24/2023)
FREE THROW ATTEMPTS	7		Rutgers (02/10/2024)
	7		at Illinois (12/10/2023)
FREE THROW PERCENTAGE	.500	(9-18)	Oakland (11/14/2023)
	.500	(7-14)	at Toledo (12/06/2023)
REBOUNDS	23		Illinois (01/31/2024)
	25		at Penn St. (02/03/2024)
ASSISTS	5		at Toledo (12/06/2023)
	6		at Nebraska (01/17/2024)
STEALS	0		at Michigan St. (01/27/2024)
	2		at Toledo (12/06/2023)
BLOCKED SHOTS	0		Nebraska (02/06/2024)
	0		Maryland (01/24/2024)
	0		at Rutgers (01/21/2024)
	0		Wisconsin (01/13/2024)
TURNOVERS	6		at Illinois (12/10/2023)
	7		Wisconsin (01/13/2024)
FOULS	12		Ohio St. (12/30/2023)
	13		Eastern Mich. (11/24/2023)
	13		vs Ole Miss (N) (11/20/2023)
OPPONENT LOWS			
Opponent - Game Lows			
POINTS	35		Florida A&M (12/22/2023)
	39		Oakland (11/14/2023)
	44		Eastern Mich. (11/24/2023)
	48		at Illinois (12/10/2023)
	49		Miami (OH) (12/16/2023)
	49		vs Middle Tenn. (N) (11/18/2023)
FIELD GOALS MADE	12		Florida A&M (12/22/2023)
	15		Oakland (11/14/2023)
FIELD GOAL ATTEMPTS	39		Wisconsin (01/13/2024)
	41		at Rutgers (01/21/2024)
	41		vs South Dakota (N) (11/19/2023)
FIELD GOAL PERCENTAGE	.250	(12-48)	Florida A&M (12/22/2023)
	.263	(15-57)	Oakland (11/14/2023)
3 PT FG MADE	2		vs Ole Miss (N) (11/20/2023)
	2		Oakland (11/14/2023)
3 PT FG ATTEMPTS	7		vs Ole Miss (N) (11/20/2023)
	14		Illinois (01/31/2024)
	14		vs Middle Tenn. (N) (11/18/2023)
3 PT FG PERCENTAGE	.133	(2-15)	Oakland (11/14/2023)
	.158	(3-19)	Miami (OH) (12/16/2023)
	.158	(3-19)	at Illinois (12/10/2023)
FREE THROWS MADE	6		Florida A&M (12/22/2023)
	6		Eastern Mich. (11/24/2023)
FREE THROW ATTEMPTS	9		Oakland (11/14/2023)
	10		Illinois (01/31/2024)
	10		Florida A&M (12/22/2023)
FREE THROW PERCENTAGE	.500	(6-12)	Eastern Mich. (11/24/2023)
	.588	(10-17)	at Rutgers (01/21/2024)
REBOUNDS	21		Rutgers (02/10/2024)
	22		Miami (OH) (12/16/2023)
ASSISTS	3		Oakland (11/14/2023)
	5		Eastern Mich. (11/24/2023)
STEALS	2		Wisconsin (01/13/2024)
	2		at Illinois (12/10/2023)
BLOCKED SHOTS	0		Nebraska (02/06/2024)
	0		at Nebraska (01/17/2024)
	0		Minnesota (01/09/2024)
TURNOVERS	9		Minnesota (01/09/2024)
	10		Illinois (01/31/2024)
FOULS	14		Rutgers (02/10/2024)
	14		Illinois (01/31/2024)
	14		vs Middle Tenn. (N) (11/18/2023)



BOX SCORES


MICHIGAN 80, PURDUE FORT WAYNE 61

Official Basketball Box Score - Final															Game Time: 7:00 PM					
Purdue Fort Wayne at Michigan															Game Duration: 1:47					
11/06/23 Crisler Center, Ann Arbor															Attendance: 2,389					
2023-24 Women's Basketball															Officials: Lauren Nemiera, Kalei Enterline, Adrienne Gilmore-Nichols					
Purdue Fort Wayne - 61															Record: 0-1					
NO.	Name	Min	FG		3P	FT	Rebounds		Fouls		TP	AS	TO	ST	Blocks		+/-	Shooting By Period		
			M	A	M	A	OR	DR	PF	FO					BS	BA				
21	Jazzlyn Linbo	F 28:06	4	9	0-0	1-3	1	3	4	4	4	9	1	1	0	0	0	-9	1 st FG%	4-15 26.7%
1	Shayla Sellers	G 26:44	5	9	3-5	1-2	0	1	1	3	2	14	1	4	1	0	1	-11	3PT%	2-4 50.0%
5	Audra Emmerson	G 31:29	3	5	2-2	0-0	0	4	4	1	2	8	2	1	0	0	1	-10	2 nd FG%	4-13 30.8%
12	Destinee Marshall	G 28:44	4-9	1-4	0-0	0	2	2	2	2	0	9	2	2	1	0	0	-9	3PT%	0-4 0.0%
13	Amellia Bromenschenkel	G 37:13	5-14	1-3	1-2	2	4	6	3	2	12	4	2	1	1	2	17	1 st FG%	2-2 100%	
4	Rhylin Ott	07:39	0-2	0-0	0-0	0	1	0	1	2	1	0	0	0	0	0	-13	3 rd FG%	8-13 61.5%	
14	Erin Woodson	20:59	1-4	0-2	5-6	3	0	3	3	1	3	7	1	0	1	1	0	-5	FT%	3-6 50.0%
30	Renna Schwieterman	08:05	0-1	0-1	0-0	0	0	0	0	0	0	0	0	2	0	0	0	-7	FT%	1-2 50%
32	Sydney Graber	07:08	1-1	0-0	0-0	0	0	0	0	2	1	0	0	0	0	0	-5	4 th FG%	7-15 46.7%	
10	Konstantina Mantziori	02:42	0-1	0-0	0-0	0	0	0	0	1	1	0	0	0	0	0	1	-7	3PT%	2-3 66.7%
3	Lauryn Stover	01:09	0-1	0-0	0-0	0	0	0	0	0	0	0	0	0	0	0	1	-2	GM FG%	23-56 41.1%
Team							2	4	6	0	1								FT%	7-17 41.2%
Totals			23-56	7-17	8-13	9	19	28	18	14	61	11	15	4	2	6	-19		FT%	8-13 61.5%
Technical Fouls: NONE																				
Dead Ball Rebounds: 4, 1																				

Michigan - 80				Record: 1-0											
NO.	Name	Min	FG M-A	3P M-A	FT M-A	Rebounds OR DR TOT	Fouls PF FO	TP	AS	TO	ST	Blocks BS BA	+/-	Shooting By Period	
30	Elise Stuck	F 12:08	1-2	0-0	0-0	1 1 2	5 3	2	0	1	0	0	4	1 st FG%	8-18 44.4%
44	Cameron Williams	F 23:43	7-9	0-0	0-0	2 5 7	0 1 14	0	0	1	0	1	19	3PT%	2-5 40.0%
1	Lauren Hansen	G 25:02	4-11	2-4	1-1	1 1 2	1 1 11	1	1	3	0	1	0	FT%	0-0 0%
5	Laila Phelia	G 35:45	10-25	3-10	2-2	4 3 7	0 2 25	2	1	2	0	0	21	2 nd FG%	7-18 38.9%
10	Jordan Hobbs	G 30:39	5-9	1-3	2-2	2 6 8	1 3 13	4	1	1	0	1	25	FT%	1-6 16.7%
33	Taylor Williams	15:41	4-8	0-0	0-0	3 4 7	1 3 8	0	2	0	1	0	2	3 rd FG%	8-18 44.4%
2	Macy Brown	14:58	1-2	0-1	1-1	0 0 0	3 1 4	1	0	1	0	1	0	FT%	1-4 25.0%
11	Greta Kampschroeder	08:57	0-3	0-2	0-0	0 0 0	1 0 0	0	1	2	0	0	3	FT%	5-5 100%
25	Whitney Sollom	07:22	0-0	0-0	0-0	4 1 5	0 2 0	1	1	1	0	0	3	4 th FG%	10-17 58.8%
21	Taylor Woodson	12:06	1-2	0-0	0-2	0 0 0	1 2 1	0	1	1	0	1	0	3PT%	2-5 40.0%
20	Alyssa Crockett	13:37	0-0	0-0	2-2	2 2 4	1 1 2	2	1	0	2	0	2	FT%	2-4 50%
Team						0 2 2	0	0	0					GM FG%	33-71 46.5%
Totals			33-71	6-20	8-10	19 25 44	14 18 80	15	13	6	6	2	19	3PT%	6-20 30.0%
Technical Fouls: NONE															
Dead Ball Rebounds: 1, 0															

	UPFW	Mich	Points from	UPFW	Mich	Period by Period Scoring					
Biggest lead	2 (1 st 7:52)	19 (4 th 3:59)	Turnovers	9	12		1st	2nd	3rd	4th	TOT
Best Scoring Run	8 (2 nd 3:59)	11 (1 st 3:47)	Paint	32	52						
Lead Changes	2		Second Chance	8	29	UPFW	10	10	20	21	61
Times Tied	1		Fast Breaks	2	0	Mich	18	16	22	24	80
Time with Lead	00:29	37:07	Bench	9	15						

MICHIGAN 63, MIDDLE TENNESSEE 49



Official Basketball Box Score - Final

Middle Tenn. at Michigan

11/18/23 Atlantis, Paradise Island

2023 Bad Boy Mowers Battle 4 Atlantis

Game Time: 5:00 PM

Game Duration: 1:45

Attendance: 393

Officials: Mike McConnell, Ed Sidlasky, Linda Miles

Middle Tenn. - 49


Record: 2-2

NO. Name	Min	FG M-A	3P M-A	FT M-A	Rebounds OR DR TOT	Fouls PF FO	TP	AS	TO	ST	Blocks BS BA	+/-	Shooting By Period		
33 Courtney Whitson	F 38:34	2-8	2-6	3-3	0 5 5	1 3 9	1	1	0	0	0	-16	1 st FG%	4-15 26.7%	
2 Anastasia Bodyreva	C 37:09	10-15	1-1	2-4	1 6 7	2 4 23	0	6	0	4	0	-12	3PT%	2-5 40.0%	
4 Savannah Wheeler	G 36:05	1-12	0-2	0-0	0 3 3	2 1 5	4	2	0	1	0	-16	FT%	1-2 50%	
10 Jalynn Gregory	G 34:29	2-9	1-4	2-2	2 2 4	2 3 7	5	3	1	1	1	4	2 nd FG%	2-11 18.2%	
15 Ta'Mia Scott	G 20:27	2-5	0-1	1-2	1 1 2	2 2 5	1	1	1	0	0	-11	3PT%	0-2 0.0%	
0 Sifa Ineza	12:35	0-3	0-0	0-0	0 0 0	2 2 0	0	0	1	0	0	-14	FT%	3-4 75%	
55 Iulia Grabovskaia	02:25	0-0	0-0	1-2	1 0 1	0 1 1	0	1	0	0	0	-2	3 rd FG%	6-15 40.0%	
22 Jada Grannum	18:17	1-3	0-0	0-0	1 1 2	3 1 2	0	0	0	1	0	-3	FT%	0-4 0.0%	
Team					4 4 8	0	0						FT%	3-3 100%	
Totals		18-55	4-14	9-13	10 22 32	14 17	48	12	16	5	6	2	-14	4 th FG%	6-14 42.9%
Technical Fouls: NONE															
<div> <div>GM FG%</div> <div>18-55 32.7%</div> </div> <div> <div>3PT%</div> <div>4-14 28.6%</div> </div> <div> <div>FT%</div> <div>9-13 69.2%</div> </div> <div> <div>Dead Ball Rebounds: 2, 0</div> </div>															

Michigan - 63		Record: 3-0														
NO.	Name	Min	FG M-A	3P M-A	FT M-A	Rebounds OR DR TOT	Fouls PF FO	TP	AS	TO	ST	Blocks BS BA	+/-	Shooting By Period		
33	Taylor Williams	F 19:40	1-4	0-0	1-2	2 3 5	5 1 3	0	3	0	0	2	11	1 st FG%	5-15 33.3%	
44	Cameron Williams	F 24:53	3-6	0-0	0-0	2 4 6	2 1 6	1	1	1	1	0	18	3PT%	2-7 28.6%	
1	Lauren Hansen	G 35:05	4-9	2-7	1-1	0 7 7	0 4 11	3	2	4	0	0	25	FT%	2-3 66.7%	
5	Laila Phelia	G 36:44	6-12	1-3	7-7	2 3 5	0 5 20	2	0	2	1	1	16	2 nd FG%	6-18 33.3%	
10	Jordan Hobbs	G 17:27	3-7	2-4	0-0	1 2 3	4 1 8	0	1	0	1	0	-20	3PT%	3-9 33.3%	
25	Whitney Solom	06:50	0-0	0-0	0-0	1 1 2	3 0 0	0	2	0	0	0	-5	FT%	1-1 100%	
32	Chyrra Evans	25:58	3-9	2-6	2-2	3 1 4	0 1 10	3	2	0	1	0	9	3 rd FG%	7-11 63.6%	
2	Macy Brown	00:59	0-0	0-0	0-0	1 1 1	1 0 0	0	1	0	0	0	-1	FT%	2-4 50.0%	
11	Greta Kampschroeder	04:07	0-2	0-1	0-0	0 1 1	0 0 0	0	0	0	0	0	-8	4 th FG%	1-1 100%	
21	Taylor Woodson	02:24	0-0	0-0	0-0	0 0 0	1 0 0	0	1	0	0	0	-2	3PT%	1-4 25.0%	
0	Elissa Brett	24:03	2-6	1-3	0-0	0 1 1	1 5 2	1	1	1	0	0	30	FT%	6-6 100%	
20	Alyssa Crockett	01:01	0-0	0-0	0-0	0 0 0	0 0 0	0	0	0	0	0	-2	GM FG%	22-55 40.0%	
30	Elise Stuck	00:49	0-0	0-0	0-0	0 0 0	0 0 0	0	0	0	0	0	-1	3PT%	8-24 33.3%	
Team						1 5 6	0	4						FT%	11-12 91.7%	
Totals			22-55	8-24	11-12	12 29 41	17 14	63	11	18	9	2	6	14	Dead Ball Rebounds: 0, 0	
Technical Fouls: NONE																

	MTS		MIC		Points from Turnovers		MTS		MIC		Period by Period Scoring				
Biggest lead	5 (1 st 4:12)		19 (3 rd 3:54)		20		21				1st2nd3rd4thTOT				
Best Scoring Run	9 (4 th 7:56)		11 (2 nd 2:55)		26		28				MTS				
Lead Changes	5				Second Chance		3		1		11				
Times Tied	2				Fast Breaks		2		19		MIC				
Time with Lead	07:22		30:38		Bench		3		15		14				
											16				
											18				
											15				
											63				

MICHIGAN 80, OAKLAND 39



Official Basketball Box Score - Final

Oakland at Michigan

11/14/23 Crisler Center, Ann Arbor

2023-24 Women's Basketball

Game Time: 7:00 PM

Game Duration: 1:43

Attendance: 2,307

Officials: Maggie Tieman, Ashlee Goode, Angel Kent

Oakland - 39

Record: 1-2

NO. Name	Min	FG M-A	3P M-A	FT M-A	Rebounds OR DR TOT	Fouls PF FO	TP	AS	TO	ST	Blocks BS BA	+/-	Shooting By Period	
3 Linda Van Schaik	F 23:52	2-9	1-4	0-0	2 3 5	1 2 5	5	0	1	1	0	-27	1 st FG%	2-12 16.7%
12 Kianni Westbrook	F 25:51	4-10	0-0	0-2	4 1 5	4 3 10	0	3	0	1	0	-29	3PT%	0-2 0.0%
23 Alexis Johnson	F 26:15	1-6	1-4	0-0	0 2 2	4 0 3	1	3	2	0	0	-24	FT%	2-2 100%
5 Brooke Quarles-Daniels	G 24:34	4-8	0-0	2-2	3 3 6	2 3 10	1	3	1	0	3	-31	3PT%	1-4 30.8%
10 Markiya McCormick	G 24:38	1-8	0-2	0-0	0 1 1	1 3 2	1	1	0	1	0	-25	FT%	1-2 50%
1 Madely Shoup	F 15:24	2-3	0-0	0-0	2 4 6	1 1 5	0	4	0	0	0	-19	3PT%	1-8 22.2%
26 Marissa Royal-Davis	F 19:30	1-1	0-0	2-4	2 2 4	2 3 2	0	2	0	0	1	-10	FT%	2-2 100%
25 Kennedie Montue	F 11:48	0-2	0-2	0-0	0 1 1	3 2 0	0	2	1	0	0	-21	3PT%	0-4 0.0%
1 Jasmine Dupree-Hebert	F 22:10	1-4	0-2	0-0	0 1 1	0 0 2	0	0	0	0	0	-19	FT%	2-3 66.7%
0 Naveyah Damm	G 02:59	0-0	0-0	0-0	0 0 0	2 0 0	0	0	0	0	0	1	3PT%	0-4 0.0%
13 Eva Pardo-Campillo	G 02:59	0-1	0-1	0-0	0 0 0	0 0 0	0	0	0	0	0	1	FT%	2-3 66.7%
Team					2 5 7	0	0	1					GM FG%	15-57 26.3%
Totals		15-57	2-15	7-9	15 5 35	20 17 39	3	21	5	2	7	-41	3PT%	2-15 13.3%
													FT%	7-9 77.8%

Technical Fouls: NONE


Dead Ball Rebounds: 1-0

Michigan - 80

Record: 2-0

BOX SCORES

#23 OLE MISS 60, MICHIGAN 49



Official Basketball Box Score - Final

Michigan at Ole Miss

11/20/23 Atlanta, Paradise Island

2023 Bad Boy Mowers Women's Battle 4 Atlanta - Championship Game

Game Time: 12:00 PM

Game Duration: 1:58

Officials: Dee Kantner, Kevin Petrait, Ashlee Goode

Michigan - 49

Record: 4-1


NO. Name	Min	FG	3P	FT	Rebounds	Fouls	TP	AS	TO	ST	Blocks	+/-	Shooting By Period																																																																																																																																																																																																																																																																																																																																																																																																																																																																																																																																																																																																																																																																																																																																																																																																																																																																																																																																																																																																																																																																																																																																																																																																																																																																																																																																																																																																																																																															
		MA	MA	MA	DR	TOT					BS		1 st FG%	2-15	13.3%	3PT%	2-4	50.0%	FT%	5-6	83.3%	2 nd FG%	2-12	16.7%	3PT%	0-3	0.0%	FT%	4-6	66.7%	3 rd FG%	3-17	17.6%	3PT%	1-7	14.3%	FT%	4-4	100%	4 th FG%	8-18	44.4%	3PT%	3-7	42.9%	FT%	0-0	0.0%	GM FG%	15-62	24.2%	3PT%	6-21	28.6%	FT%	13-16	81.3%	Dead Ball Rebounds: 2, 0																																																																																																																																																																																																																																																																																																																																																																																																																																																																																																																																																																																																																																																																																																																																																																																																																																																																																																																																																																																																																																																																																																																																																																																																																																																																																																																																																																																																																		
33 Taylor Williams	F 22:18	2-9	0-0	1-2	2 2 4	1 2	5	0	2	1	0	-7	3PT%	2-4	50.0%	FT%	5-6	83.3%																																																																																																																																																																																																																																																																																																																																																																																																																																																																																																																																																																																																																																																																																																																																																																																																																																																																																																																																																																																																																																																																																																																																																																																																																																																																																																																																																																																																																																																										</

Ole Miss - 60										Record: 5-1																														
NO. Name	Min	FG M-A	3P M-A	FT M-A	Rebounds OR DR TOT	Fouls PF FO	TP	AS	TO	ST	Blocks BS BA	+/-	Shooting By Period																											
2 Marquesha Davis	F 18:55	4-7	1-1	0-0	0 0 3	3 1	9	1	1	0	0	-4	1 st FG%	8-15	53.3%	3PT%	0-1	0.0%	FT%	0-2	0.0%																			
24 Madison Scott	F 29:29	4-6	0-0	2-4	1 6 7	3 4	10	1	0	1	1	0	2 nd FG%	5-11	45.5%	3PT%	0-2	0.0%	FT%	0-2	0.0%																			
33 Kharyssa Richardson	F 17:32	0-3	0-0	4-4	1 6 7	1 2	4	0	1	1	0	3	3 rd FG%	0-3	0.0%	3PT%	0-0	0.0%	FT%	1-2	50.0%																			
1 Kirsten Deans	G 05:05	1-2	0-0	0-0	0 1 1	0 0	2	0	0	0	0	2	4 th FG%	1-2	50.0%	3PT%	0-0	0.0%	FT%	0-0	0.0%																			
3 Kennedy Todd-Williams	G 26:44	4-7	0-0	0-0	0 4 4	2 0	8	0	2	0	0	11	1 st FG%	4-10	40.0%	3PT%	0-0	0.0%	FT%	0-0	0.0%																			
5 Snudda Collins	25:46	3-10	1-3	2-2	2 1 3	1 2	9	1	1	0	1	6	2 nd FG%	3-10	30.0%	3PT%	1-3	33.3%	FT%	0-0	0.0%																			
12 Marja Avilas	27:37	5-10	0-2	1-2	0 1 1	0 1	11	3	2	2	1	0	3 rd FG%	5-10	50.0%	3PT%	0-2	0.0%	FT%	0-0	0.0%																			
22 Tyia Singleton	16:12	1-1	0-0	1-2	1 2 3	1 1	3	1	0	0	0	13	4 th FG%	1-1	100%	3PT%	0-0	0.0%	FT%	0-0	0.0%																			
32 Rita Igboke	14:54	0-0	0-0	0-0	1 3 4	2 2	0	0	3	0	2	0	1 st FG%	0-0	0.0%	3PT%	0-0	0.0%	FT%	0-0	0.0%																			
20 Ayantha Thompson	09:38	1-4	0-0	0-0	0 0 0	1 0	2	0	2	0	0	10	2 nd FG%	1-4	25.0%	3PT%	2-3	66.7%	FT%	2-2	100%																			
21 Zakiya Stephenson	06:40	1-2	0-1	0-0	0 0 0	1 0	2	0	1	0	0	4	3 rd FG%	1-2	50.0%	3PT%	0-1	0.0%	FT%	0-0	0.0%																			
23 Elauna Eaton	01:28	0-0	0-0	0-0	0 0 0	0 0	0	0	0	0	0	0	4 th FG%	0-0	0.0%	3PT%	0-0	0.0%	FT%	0-0	0.0%																			
Team					4 3 7		0		3				GM FG%	24-52	46.2%	FT%	10-14	71.4%																						
Totals		24-52	2-7	10-14	10 30 40	15 13	60	7 16	4 5	2 2	11		GM FG%	24-52	46.2%	FT%	10-14	71.4%																						
										Technical Fouls: NONE												Dead Ball Rebounds: 4, 1																		

	MIC	OLE	Points from	MIC	OLE	Period by Period Scoring					
Biggest lead	0 (1 st 10:00)	20 (4 th 6:42)	Turnovers	16	12	1st2nd3rd4thTOT					
Best Scoring Run	7(4 th 0:22)	9(3 rd 1:10)	Paint	14	36	MIC	11	8	11	19	49
Lead Changes	0		Second Chance	21	9						
Times Tied	0		Fast Breaks	0	9						
Time with Lead	00:00	36:53	Bench	10	27	OLE	16	11	21	12	60

BOX SCORES

TOLEDO 69, MICHIGAN 46

		Official Basketball Box Score - Final										Game Time: 5:00 PM Game Duration: 1:53 Attendance: 7,382	
Michigan at Toledo													
12/06/23 John F. Savage Arena, Toledo, Ohio													
2023-24 Women's Basketball													
Michigan - 46												Officials: Angie Enlund, Jesse Dickerson, Mark Berger	
Record: 7-2													
NO. Name	Min	FG	3P	FT	Rebounds	Fouls	TP	AS	TO	ST	Blocks	+/-	Shooting By Period
		M-A	M-A	M-A	OR DR TOT	PF FO					BS BA		
30 Elise Stuck	F 14:14	0-1	0-0	0-0	1 3 4	0 1	0	0	2	0	0	-13	1 st FG% 5-13 38.5%
44 Cameron Williams	F 23:02	3-7	0-0	0-0	3 1 4	2 1	6	0	3	0	0	-11	3PT% 1-2 50.0%
1 Lauren Hansen	G 24:06	1-5	0-2	3-4	1 0 3	3 4	5	1	0	0	0	-15	FT% 1-3 33.3%
5 Laila Phelia	G 36:20	7-16	1-4	1-1	0 3 3	3 1	16	0	4	1	0	-23	2 nd FG% 3-17 17.6%
10 Jordan Hobbs	G 32:34	2-7	0-3	1-3	0 5 5	2 3	5	1	2	0	0	-14	3PT% 1-5 20.0%
22 Chyrra Evans	07:35	1-2	0-0	1-1	0 0 0	3 1	3	0	2	0	0	-3	FT% 0-0 0%
33 Taylor Williams	17:50	2-4	0-0	0-3	2 4 6	3 3	4	1	3	0	0	-16	3 rd FG% 7-11 63.6%
0 Elissa Brett	20:18	2-6	2-3	1-2	1 5 6	4 3	7	1	1	1	0	-7	3PT% 0-1 0.0%
11 Greta Kampschroeder	07:36	0-2	0-1	0-0	0 0 0	0 0	0	1	1	0	0	-11	4 th FG% 3-11 27.3%
20 Alyssa Crockett	11:09	0-2	0-1	0-0	0 1 1	1 0	0	0	1	1	1	-4	3PT% 1-6 16.7%
2 Macy Brown	02:33	0-0	0-0	0-0	0 0 0	0 0	0	0	0	0	0	0	FT% 4-8 50%
21 Taylor Woodson	02:33	0-0	0-0	0-0	0 0 0	0 0	0	0	0	0	0	1	GM FG% 18-52 34.6%
Team					2 3 5		0	0					3PT% 3-14 21.4%
Totals		18-52	3-14	7-14	10 25 35	21 17	46	5	19	2	1	3	FT% 7-14 50.0%
Technical Fouls: NONE												Dead Ball Rebounds: 2, 0	
Toledo - 69												Shooting By Period	
NO. Name	Min	FG	3P	FT	Rebounds	Fouls	TP	AS	TO	ST	Blocks	+/-	
		M-A	M-A	M-A	OR DR TOT	PF FO					BS BA		
34 Jessica Cook	F 10:29	2-4	0-0	1-2	1 1 2	4 1	5	0	0	0	0	0	1 st FG% 5-13 38.5%
2 Sophia Ward	G 37:12	6-11	1-4	1-2	0 6 6	0 6	14	5	1	1	0	0	3PT% 3-7 42.9%
5 Quinesha Lockett	G 35:20	6-15	2-5	6-6	0 2 2	1 8	20	4	2	1	0	0	FT% 2-3 66.7%
22 Khara Goss	G 30:42	0-1	0-0	4-4	0 0 0	1 2	4	3	1	1	0	0	2 nd FG% 6-15 53.3%
3 Sammi Mikonowicz	G 32:59	4-7	2-4	0-0	0 8 8	2 1	10	3	2	1	0	0	3PT% 3-7 42.9%
1 Nan Garcia	19:49	2-7	1-3	0-0	1 5 6	2 1	5	0	0	0	0	9	FT% 4-4 100%
30 Emmi Rinat	20:23	3-5	3-5	0-0	0 1 1	3 1 9	0	4	1	0	0	16	3 rd FG% 7-13 53.8%
51 Hannah Noveroske	09:42	1-2	0-0	0-0	2 3 5	4 1	2	0	2	0	3	1	3PT% 2-4 50.0%
12 Ella Weaver	01:08	0-0	0-0	0-0	0 0 0	0 0	0	0	0	0	0	0	FT% 2-3 66.7%
14 Cadence Dykstra	01:08	0-0	0-0	0-0	0 0 0	0 0	0	0	0	0	0	0	4 th FG% 4-11 36.4%
24 Yariah Curry	01:08	0-0	0-0	0-0	0 0 0	0 0	0	0	0	0	0	0	3PT% 1-3 33.3%
Team					0 3 3		0	0					FT% 4-4 100%
Totals		24-52	9-21	12-14	4 29 33	17 21	69	15	12	5	3	1	GM FG% 24-52 46.2%
Technical Fouls: NONE												Dead Ball Rebounds: 1, 0	


	UM	TOL
Biggest lead	2 (1 st 8:55)	26 (4 th 2:33)
Best Scoring Run	7 (1 st 0:23)	14 (2 nd 4:33)
Lead Changes	1	
Times Tied	1	
Time with Lead	00:19	37:46
Points from Turnovers	3	25
Paint	2	24
Second Chance	2	2
Fast Breaks	2	8
Bench	14	16
Period by Period Scoring		
1st 2nd 3rd 4th TOT	UM 12 7 16 11	46
UM 15 23 18 13	69	

MICHIGAN 75, MIAMI (OHIO) 49

NCAA


	MOH	UOM
Biggest lead	0 (1 st 10:00)	26 (4 th 0:22)
Best Scoring Run	9 (4 th 9:39)	13 (2 nd 4:06)
Lead Changes	0	
Times Tied	0	
Time with Lead	00:00	38:13
Points from Turnovers	19	19
Paint	16	22
Second Chance	4	14
Fast Breaks	6	2
Bench	16	13
Period by Period Scoring		
1st 2nd 3rd 4th TOT	MOH 9 14 15 11	49
UOM 15 23 9 28	75	

MICHIGAN 84, ILLINOIS 48

		Official Basketball Box Score - Final										Michigan at Illinois		Game Duration: 1:34 Attendance: 3,763	
Michigan - 84														Officials: Gina Cross, Lisa Jones, Bruce Morris	
Record: 8-2 (1-0)															
NO. Name	Min	FG M-A	3P M-A	FT M-A	Rebounds OR DR TOT	Fouls PF FO	TP	AS	TO	ST	Blocks BS BA	+/-	Shooting By Period		
22 Chyrra Evans	F 21:20	4-10	1-2	1-2	2 2 4	4 3	1	0	0	0	1	23	1 st FG% 7-21	33.3%	
0 Elissa Brett	G 28:24	2-8	1-4	0-0	1 5 6	3 3	5	6	1	2	2	0	3PT% 1-6	16.7%	
1 Lauren Hansen	G 30:58	5-12	3-7	1-1	0 3 3	1 2	14	5	2	0	0	2	FT% 0-0	0%	
5 Laila Phelia	G 32:13	6-13	2-6	0-0	0 3 3	0 1	14	2	0	0	0	1	2 nd FG% 10-17	58.8%	
10 Jordan Hobbs	G 25:24	8-11	4-5	2-2	1 3 4	0 2	22	1	0	2	0	3	3PT% 4-8	50.0%	
44 Cameron Williams	10:49	2-5	0-0	1-2	4 5 9	5 3	5	5	0	0	0	1	FT% 0-0	0%	
11 Greta Kampschroeder	16:50	2-5	2-4	0-0	0 3 3	0 0	6	2	0	0	2	0	3 rd FG% 10-16	62.5%	
20 Alyssa Crockett	07:40	1-1	0-0	0-0	0 1 1	0 0	2	0	0	0	1	0	3PT% 7-9	77.8%	
33 Taylor Williams	07:19	1-3	0-0	0-0	2 3 5	0 1	2	1	1	0	0	0	FT% 4-6	66.7%	
30 Elise Stuck	07:51	2-3	0-1	0-0	0 0 0	0 0	1	0	0	0	0	0	4 th FG% 6-19	31.6%	
21 Taylor Woodson	04:52	0-0	0-0	0-0	0 0 0	0 0	0	0	1	0	0	0	3PT% 1-7	14.3%	
2 Macy Brown	03:46	0-1	0-1	0-0	0 2 2	0 0	1	0	1	0	0	0	FT% 1-1	100%	
25 Whitney Solom	02:34	0-1	0-0	0-0	0 1 1	0 1	0	0	1	0	0	0	GM FG% 33-73	45.2%	
													3PT% 13-30	43.3%	
													FT% 5-7	71.4%	
Team					4 0 4		0	1					Dead Ball Rebounds: 3 0		
Totals		33-73	13-30	5-7	14 31 45	14 15	84	20	6	5	4	8	36		
Technical Fouls: NONE															
Illinois - 48															
Record: 5-3 (0-1)															
NO. Name	Min	FG M-A	3P M-A	FT M-A	Rebounds OR DR TOT	Fouls PF FO	TP	AS	TO	ST	Blocks BS BA	+/-	Shooting By Period		
23 Brynn Shoup-Hill	F 29:09	2-7	1-6	4-4	3 4 7	4 4	9	0	3	0	2	0	22	1 st FG% 3-13	23.1%
44 Kendall Bostic	F 29:58	5-6	0-0	0 1 7	8 1	1	10	0	3	0	3	0	-30	3PT% 1-3	33.3%
1 Genesis Bryant	G 26:09	0-8	0-3	0 0 1	0 1	1	2	0	3	0	0	2	-25	FT% 2-2	100%
3 Makira Cook	G 37:26	5-17	2-5	2-3	0 2 2	0 3	14	1	2	1	1	1	-36	2 nd FG% 2-15	13.3%
24 Adala Kenzie	G 30:33	3-8	0-1	5-6	3 0 3	2 4	11	1	1	0	0	0	-32	FT% 2-2	100%
11 Jada Peebles	11:34	2-3	0-1	0-0	0 0 0	0 0	4	0	0	0	0	0	-11	3 rd FG% 8-14	57.1%
41 Camille Hobby	06:23	0-1	0-0	0 0 3	0 0	0	0	1	0	0	1	0	-4	3PT% 1-3	33.3%
5 Gretchen Dotson	12:06	0-4	0-2	0-0	0 2 2	1 0	0	1	0	0	0	0	-10	FT% 4-4	100%
2 Cori Allen	02:04	0-0	0-0	0 0 0	0 0	0	1	0	0	0	0	0	-3	4 th FG% 0-5	26.7%
22 Shay Bolin	06:17	0-1	0-0	0 0 1	1 0	0	0	0	0	0	0	0	-6	3PT% 0-6	0%
21 Acha Ndour	01:27	0-0	0-0	0 0 0	0 0	0	1	0	0	0	0	0	0	FT% 1-3	66.7%
4 Kam'ren Rhodes	06:55	0-2	0-0	0 0 0	0 0	0	1	0	2	1	1	0	-1	GM FG% 31-79	29.8%
					2 3 5		0	0					3PT% 1-9	15.8%	
													FT% 11-13	84.6%	
Team					2 3 5		0	0					Dead Ball Rebounds: 1 3		
Totals		17-57	3-19	11-20	10 22 32	15 14	48	7	13	2	8	4	36		
Technical Fouls: NONE															

BOX SCORES

MICHIGAN 77, FLORIDA A&M 35

															Official Basketball Box Score - Final															Game Time: 1:00 PM														
															Florida A&M at Michigan															Game Duration: 1:47														
															12/22/23 Crisler Center, Ann Arbor															Attendance: 2,308														
															2023-24 Women's Basketball															Officials: Nykesha Thompson, Brad Maney, Angel Kent														
Florida A&M - 35															Record: 1-9																													
NO. Name		Min	FG M-A	3P M-A	FT M-A	Rebounds OR DR TOT	Fouls PF FO	TP	AS	TO	ST	Blocks BS BA	+/−	Shooting By Period																														
25 Jaliya Sharp		C 02:08	0-0	0-0	0-0	0 0 0	0 0 0	0	0	1	0	0	0	1 st FG% 4-9 44.4%																														
0 Peryonna Sylvester		G 32:24	5-8	2-4	1-2	0 0 0	3 1 13	1	1	3	0	0	-15	3PT% 2-4 50.0%																														
1 Nashani Gilbert		G 40:00	1-12	1-8	2-2	2 3 5	1 5 5	3	9	2	0	0	-42	FT% 2-2 100%																														
5 Ahriahna Grizzle		G 13:38	1-5	1-1	0-2	0 2 2	2 1 3	1	3	2	0	1	-19	2 nd FG% 0-13 0.0%																														
13 Ivet Subirats		G 32:11	1-5	1-3	1-2	1 3 4	4 3 4	2	6	1	0	0	-40	3PT% 0-8 0.0%																														
15 Hallee Brennan		12:33	1-4	0-1	0-0	0 1 1	1 1 2	0	1	1	1	0	-12	3 rd FG% 3-14 21.4%																														
30 Olivia Delancy		18:46	2-10	0-3	2-2	1 3 4	3 3 6	0	1	1	0	0	-40	FT% 0-0 0%																														
24 Anabel Latorre Ciria		32:35	1-1	0-0	0-0	0 1 1	3 2 2	0	4	0	0	0	-34	4 th FG% 5-12 41.7%																														
11 Sydney Hendrix		11:03	0-2	0-0	0-0	1 2 3	5 1 0	2	0	0	0	0	-17	3PT% 3-6 50.0%																														
3 Aina Subirats		04:42	0-1	0-0	0-0	0 1 1	1 0 0	0	1	0	0	0	-10	FT% 1-2 50%																														
Team						2 2 4	0 0	0	0	0	0	0		GM FG% 12-48 25.0%																														
Totals			12-48	5-21	6-10	7 18 25	25 17 35	9	27	10	1	2	42	3PT% 5-21 23.8%																														
															Technical Fouls:NONE																													

Michigan - 77										Record: 10-3									
NO. Name	Min	FG	3P	FT	Rebounds	Fouls	TP	AS	TO	ST	Blocks	+	-	Shooting By Period					
		M-A	M-A	M-A	OR DR TOT	PF FO					BS BA			1 st FG%	2 nd FG%	3 rd FG%	4 th FG%	GM FG%	
22 Chyra Evans	F 11:17	1-2	0-0	0-0	0 2 2	0 0 0	2	0	0	1	0	4		1 st FG%	7-12	58.3%			
0 Elissa Brett	G 26:23	4-9	3-6	4-4	2 4 6	1 4 15	3	0	3	0	0	38		3PT%	5-7	71.4%			
1 Lauren Hansen	G 22:44	7-9	5-7	0-0	0 1 1	1 0 19	0	2	1	0	0	23		FT%	2-2	100%			
5 Laila Phelia	G 23:33	2-9	1-3	2-3	1 0 1	3 2 7	5	3	1	0	0	28		2 nd FG%	5-16	31.3%			
10 Jordan Hobbs	G 18:03	0-3	0-2	0-0	0 2 2	4 0 3	0	3	5	0	0	13		3PT%	2-7	28.6%			
44 Cameron Williams	13:50	2-4	0-0	0-0	2 3 5	0 2 4	0	0	0	0	0	15		FT%	10-14	71.4%			
11 Greta Kampschroeder	18:48	1-7	0-5	0-0	1 2 3	1 0 2	2	1	0	0	0	16		3 rd FG%	6-13	46.2%			
20 Alyssa Crockett	10:29	1-1	0-0	0-0	0 1 1	1 0 2	2	1	2	0	0	12		FT%	4-4	100%			
21 Taylor Woodson	11:55	1-1	0-0	2-4	0 1 1	3 5 4	1	0	2	0	0	9		4 th FG%	7-16	43.8%			
33 Taylor Williams	11:11	3-7	0-0	4-5	4 1 5	1 4 10	0	2	1	0	1	17		3PT%	0-4	0.0%			
2 Macy Brown	13:32	1-3	0-1	4-4	1 3 4	1 3 6	0	2	0	0	0	14		FT%	2-2	100%			
30 Elise Stuck	12:56	2-2	0-0	2-2	3 3 6	1 3 6	1	1	1	0	0	22		GM FG%	25-57	43.9%			
25 Whitney Sollom	05:19	0-0	0-0	0-0	0 2 2	0 0 0	0	0	1	0	0	-1		3PT%	9-24	37.5%			
Team					0 5 5	0 0	2							FT%	18-22	81.8%			
Totals	25:57	9-24	18-22	16	28	44	17	25	77	17	21	12	2	1	42				
Technical Fouls:NONE										Dead Ball Rebounds: 1, 2									

	FAM	UOM
Biggest lead	2 (1 st 9:31)	46 (4 th 5:08)
Best Scoring Run	4 (1 st 2:56)	17 (2 nd 4:32)
Lead Changes	1	
Times Tied	1	
Time with Lead	00:44	37:34

Points from	FAM	UOM
Turnovers	9	33
Paint	8	30
Second Chance	2	14
Fast Breaks	4	14
Bench	10	34

Period by Period Scoring
1st 2nd 3rd 4th TOT
FAM 12 3 6 14 35
UOM 21 22 18 16 77

#14 INDIANA 80, MICHIGAN 59


Official Basketball Box Score - Final										Game Time: 7:00 PM									
Michigan at Indiana										Game Duration: 1:50									
01/04/24 Simon Skjott Assembly Hall, Bloomington, Indiana										Attendance: 8,723									
2023-24 Women's Basketball										Officials: Michael McConnell, Julie Kronmoehek, Angie Ertind									
Michigan - 59										Record: 11-4 (2-1)									
NO. Name	Min	FG	3P	FT	Rebounds	Fouls	TP	AS	TO	ST	Blocks	+	-	Shooting By Period					
		M-A	M-A	M-A	OR DR TOT	PF FO					BS BA			1 st FG%	2 nd FG%	3 rd FG%	4 th FG%	GM FG%	
22 Chyra Evans	F 12:54	0-3	0-1	2-2	0 0 0	0 0 0	1	2	2	0	0	-16		1 st FG%	6-14	42.9%			
0 Elissa Brett	G 26:22	1-5	0-1	0-0	0 3 3	0 0 0	2	2	1	0	0	-28		3PT%	1-1	100.0%			
1 Lauren Hansen	G 28:09	4-9	1-3	0-0	0 1 1	4 2 9	0	2	0	0	0	-17		FT%	4-4	100%			
5 Laila Phelia	G 36:13	8-19	0-2	7-10	0 4 0	5 23	0	1	2	0	0	-19		2 nd FG%	8-16	50.0%			
10 Jordan Hobbs	G 23:07	3-6	0-1	0-0	3 3 3	3 3 6	0	3	0	0	0	-26		3PT%	0-3	0.0%			
44 Cameron Williams	12:38	3-5	0-0	1-2	3 0 3	4 1 7	1	1	0	0	0	-6		FT%	1-4	25%			
33 Taylor Williams	13:21	0-3	0-0	0-2	1 3 4	4 2 0	0	0	0	0	0	-5		3 rd FG%	5-16	31.3%			
11 Greta Kampschroeder	08:37	0-0	0-0	0-0	0 0 0	0 0 0	0	0	0	0	0	-1		FT%	0-2	0.0%			
21 Taylor Woodson	16:43	3-4	0-0	0-0	1 1 2	2 0 6	0	1	1	0	0	9		4 th FG%	5-12	41.7%			
30 Elise Stuck	12:24	2-3	0-0	0-0	3 1 4	4 2 4	0	2	1	0	0	3		3PT%	0-3	0.0%			
20 Alyssa Crockett	05:06	0-1	0-1	0-2	0 1 1	0 1 0	0	2	0	0	0	2		FT%	1-4	25%			
2 Macy Brown	04:07	0-0	0-0	0-0	0 0 0	1 2 0	0	0	1	0	0	-3		GM FG%	24-58	41.4%			
25 Whitney Sollom	00:19	0-0	0-0	0-0	0 0 0	0 0 0	0	0	0	0	0	0		3PT%	1-9	11.1%			
Team					1 0 1	0 0	0	1						FT%	10-18	55.6%			
Totals	24:58	1-9	10-18	10	17	27	24	59	7	10	5	2	3	-21					
Technical Fouls:NONE										Dead Ball Rebounds: 6, 0									

Indiana - 80										Record: 12-1 (3-0)										Technical Fouls: NONE									
NO.	Name	Min	FG M-A	3P M-A	FT M-A	Rebounds OR DR TOT	Fouls PF FO	TP	AS	TO	ST	Blocks BS BA	+/-	Shooting By Period															
54	Mackenzie Holmes	F 22:54	7-10	0-0	6-10	1 6 7	4 7 20	0	5	1	1	1	24	1 st FG%	13-13	100.0%	3PT%	6-6	100.0%	FT%	4-4	100.0%							
12	Yarden Garzon	G 26:49	2-5	2-4	0-0	0 5 5	4 1 6	0	0	0	0	0	19	2 nd FG%	4-8	50.0%	3PT%	0-3	0.0%	FT%	7-12	58.3%							
14	Sara Scalia	G 34:11	5-12	4-10	2-2	0 1 1	2 1 16	6	9	1	0	0	22	3 rd FG%	6-14	42.9%	3PT%	3-7	42.9%	FT%	2-2	100%							
22	Chloee Moore-McNeil	G 31:01	2-4	0-1	5-5	1 5 6	1 4 9	3	2	1	0	0	24	4 th FG%	3-10	30.0%	3PT%	0-3	0.0%	FT%	6-9	66.7%							
33	Sydney Parrish	G 24:05	5-6	3-4	1-2	0 2 2	4 4 14	5	3	0	1	0	22	GM FG%	26-45	57.8%	3PT%	9-19	47.4%	FT%	19-29	65.5%							
1	Lexus Bargeress	21:07	2-2	0-0	1-4	0 0 1	1 3 5	2	0	0	1	0	-2																
52	Lily Meister	15:28	1-2	0-0	3-4	1 2 3	2 2 5	0	0	0	0	0	-1																
20	Julianna LaMendola	12:41	2-3	0-0	1-2	1 2 3	2 2 5	1	3	0	1	0	-3																
21	Henna Sandvik	04:24	0-0	0-0	0-0	0 0 0	0 0 0	0	0	0	0	0	0																
5	Lenée Beaumont	05:42	0-1	0-0	0-0	0 0 0	0 0 0	0	0	0	0	0	-1																
25	Arielle Wisne	01:38	0-0	0-0	0-0	0 0 0	0 0 0	0	0	0	0	0	-1																
Team																Technical Fouls: 21													
Totals			26-45	9-19	19-29	6 24 30	20 24 80	17 14 3	3	2	21																		

NEBRASKA 62, MICHIGAN 43[illegible]

NCAA

MICHIGAN 79, MARYLAND 77 (OT)



Official NCAA Basketball Box Score - Final

Michigan - at Rutgers

01/21/24 Jersey Mike's Arena, Piscataway

2023-24 Women's Basketball

Game Time: 2:00 PM

Game Duration: 1:54

Attendance: 4,647

Officials: Gra Cross, Natasha Camry, Josh Howell

Michigan - 56

Record: 13-6 (1-3)

NO. Name	Min	FG M-A	3P M-A	FT M-A	Rebounds OR DR TOT	Fouls PF FO	TP	AS	TO	ST	Blocks BS BA	+/-				
22 Chyra Evans	F 26:04	1-1	0-0	0-0	0 3	5	1	2	1	3	1	0	-2			
44 Cameron Williams	F 13:18	1-4	0-0	0-0	0 3	3	4	3	2	0	1	1	-2			
1 Lauren Hansen	G 27:31	5-10	2-6	0-0	0 1	1	1	1	12	1	2	3	0	1		
5 Laila Phelia	G 40:00	8-16	2-3	7-10	2	4	6	1	6	25	1	2	0	6		
10 Jordan Hobbs	G 32:24	2-8	0-5	0-0	2 3	5	1	2	4	1	2	0	0	6		
0 Elissa Brett	27:19	0-7	0-5	2-2	1	4	5	1	2	2	1	4	3	1	7	
11 Greta Kamperschroder	09:36	1-3	0-1	1-2	1	2	3	1	1	3	1	0	0	0	1	
33 Taylor Williams	03:33	0-1	0-0	0-0	0 0	0	1	0	0	0	0	0	0	0	1	
30 Elise Stuck	13:15	0-1	0-0	1-2	2	1	3	2	1	1	1	0	0	0	5	
21 Taylor Woodson	07:00	2-4	0-0	1-2	2	0	2	2	5	0	1	0	0	1	3	
Total		20-55	4-20	12-18	10	23	33	17	19	56	7	15	9	0	6	8

Technical Fouls:NONE

Shooting By Period

1st FG% 7-17 41.2%

3PT% 2-7 28.6%

FT% 0-0 0%

2nd FG% 3-14 21.4%

3PT% 0-0 0%

FT% 3-4 75%

3rd FG% 2-11 18.2%

3PT% 1-6 16.7%

FT% 4-8 50%

4th FG% 8-13 61.5%

3PT% 1-2 50.0%

FT% 1-2 50.0%

GM FG% 20-55 36.4%

3PT% 4-20 20.0%

FT% 12-18 66.7%

Dead Ball Rebounds: 1

Rutgers - 50

Record: 6-15 (0-8)

NO. Name	Min	FG M-A	3P M-A	FT M-A	Rebounds OR DR TOT	Fouls PF FO	TP	AS	TO	ST	Blocks BS BA	+/-				
1 Destiny Adams	F 30:00	3-8	0-1	5-5	0 6	2	3	4	11	0	4	1	0	-6		
4 Antonia Bates	F 38:17	1-2	1-1	0-0	0 6	6	5	0	3	5	2	1	4	0	-4	
54 Chryna Cornwell	F 12:24	1-1	0-0	0-2	1	4	5	2	2	2	0	0	0	0	0	
3 Mya Petticoat	G 34:38	3-7	0-3	3-4	0 8	8	3	5	9	2	7	0	1	0	-1	
24 Lisa Thompson	G 14:00	3-7	0-2	0-0	2 2	1	1	6	1	2	0	0	0	0	-4	
22 Kassandra Brown	28:50	2-5	0-1	1-4	1 6	7	1	5	5	2	2	2	1	0	-6	
0 Jillian Hueter	25:43	4-6	3-5	1-2	0 1	1	1	12	1	1	0	0	0	0	-2	
20 Erica Lafayette	16:08	1-5	0-4	0-0	0 1	1	1	0	2	0	0	0	0	0	-7	
Total					1	1	2	0	0	2						
Total		18-41	4-16	10-17	4	30	34	19	17	50	11	21	4	6	0	-6

Technical Fouls:NONE

Shooting By Period

1st FG% 4-9 44.4%

3PT% 0-3 0.0%

FT% 2-6 33.3%

2nd FG% 3-9 33.3%

3PT% 0-1 0.0%

FT% 2-2 100%

3rd FG% 4-11 36.4%

3PT% 0-5 0.0%

FT% 4-6 66.7%

4th FG% 7-12 58.3%

3PT% 4-7 57.1%

FT% 2-3 66.7%

GM FG% 18-41 43.9%

3PT% 4-16 25.0%

FT% 10-17 58.8%

Dead Ball Rebounds: 3

UMRU

Biggest lead10 (4th 2:24)2 (1st 9:49)

Best Scoring Run7 (1st 3:06)6 (4th 3:23)

Lead Changes3

Times Tied1

Time with Lead38:161:00:59

Points from Turnovers21

Paint30

Second Chance13

Fast Breaks14

Bench11

Period by Period Scoring

1st2nd3rd4thTOT

UM16992256

RU108122050

[illegible]

BOX SCORES


MICHIGAN STATE 82, MICHIGAN 61

<div><div>NCAA</div><div>Official Basketball Box Score - Final Michigan at Michigan St. 01/27/24 Breslin Events Center, East Lansing 2023-24 MSU Women's Basketball</div></div>															<div><div>NCAA</div><div>Game Time: 12:00 PM Game Duration: 2:03 Attendance: 9,385</div></div>															<div>Officials: Felicia Grinter, Cameron Inouye, Tim Dwyer</div>																																																																																																																																																																																																																																																																																																																																																																																																																																																																																																																																																																																																																																																																																																																																																																																																																																																																																																																																																																																																																																																																																																																																																																																																																																									
Michigan - 61															Record: 14-7 (5-4)															Shooting By Period																																																																																																																																																																																																																																																																																																																																																																																																																																																																																																																																																																																																																																																																																																																																																																																																																																																																																																																																																																																																																																																																																																																																																																																																																																									
NO.	Name	Min	FG	3P	FT	Rebounds	Fouls	TP	AS	TO	ST	Blocks	+/-	1st	FG	3P	FT	Rebounds	Fouls	TP	AS	TO	ST	Blocks	+/-	2nd	FG	3P	FT	Rebounds	Fouls	TP	AS	TO	ST	Blocks	+/-	3rd	FG	3P	FT	Rebounds	Fouls	TP	AS	TO	ST	Blocks	+/-	4th	FG	3P	FT	Rebounds	Fouls	TP	AS	TO	ST	Blocks	+/-	GM	FG	3P	FT	Rebounds	Fouls	TP	AS	TO	ST	Blocks	+/-																																																																																																																																																																																																																																																																																																																																																																																																																																																																																																																																																																																																																																																																																																																																																																																																																																																																																																																																																																																																																																																																																																																																																																																														
	Chyrea Evans	F 29:03	4-7	0-0	1-2	1 6 7	4	3	9	3	3	0	0	1	-7																																																																																																																																																																																																																																																																																																																																																																																																																																																																																																																																																																																																																																																																																																																																																																																																																																																																																																																																																																																																																																																																																																																																																																																																																																																								</

Michigan St. - 82										Record: 15-5 (5-4)										Shooting By Period														
NO.	Name	Min	FG		3P		FT		Rebounds		Fouls		TP	AS	TO	ST	Blocks		+/-	1st	FG	3P	FT	Reb	Fouls	TP	AS	TO	ST	Blk	+/-			
			M/A	M/A	M/A	M/A	OR	DR	TO	PF	FF	BS					BA																	
11	Jocelyn Tate	F 24:19	4-5	0-0	6-9	0	4	4	5	6	14	2	1	1	0	0	20			1st	FG	9-14	64.3%	3PT%	3-7	42.9%	FT%	6-6	100%					
0	DeeDee Hagemann	G 36:23	6-10	1-4	7-7	1	2	3	1	5	20	2	3	1	1	0	18			2nd	FG	6-17	35.3%	3PT%	1-4	25.0%	FT%	8-9	88.9%					
2	Abby Kimball	G 24:02	1-3	0-1	2-2	0	1	1	2	1	4	0	1	0	0	0	13			3rd	FG	1-1	10.0%	3PT%	1-5	20.0%	FT%	5-9	55.6%					
22	Maira Joiner	G 35:53	3-10	1-5	5-5	0	5	5	2	4	12	5	1	1	0	0	18			4th	FG	5-10	50.0%	3PT%	0-2	0.0%	FT%	0-0	0.0%					
40	Julia Ayrault	G 23:11	6-11	2-5	5-7	2	7	9	5	19	4	1	2	1	1	14																		
1	Tory Ozment	23:11	0-0	0-0	2-2	1	3	4	3	4	1	1	1	0	0	6			3rd	FG	4-11	36.4%	3PT%	1-5	20.0%	FT%	5-9	55.6%						
4	Theryn Hallock	26:05	2-7	1-3	2-2	1	3	4	2	1	7	3	2	1	0	0	14																	
10	Bree Robinson	00:49	0-0	0-0	0-0	0	0	0	0	0	0	0	0	0	0	1																		
24	Lauren Ross	00:46	1-1	0-0	0-0	0	0	0	0	0	2	0	0	0	0	0	1			4th	FG	5-10	50.0%	3PT%	0-2	0.0%	FT%	0-0	0.0%					
Team									2		3																							
Totals			24-52			5-18			29-34		7 26		33		21 25		82		17 11		7 2		1 21											
Technical Fouls: NONE																																		
Dead Ball Rebounds: 1, 0																																		

U-M		MSU		Points from		U-M		MSU		Period by Period Scoring	
Biggest lead		1 (1st 7:14)		24 (4th 7:52)		Turnovers		11 20		1st 2nd 3rd 4th TOT	
Best Scoring Run		8 (4th 6:02)		12 (4th 9:41)		Paint		26 34		U-M 23 7 11 20 61	
Lead Changes		2				Second Chance		6 2			
Times Tied		2				Fast Breaks		6 14		MSU 27 21 14 20 82	
Time with Lead		00:22		38:43		Bench		6 13			

MICHIGAN STATE 80, PENN STATE 75



Official Basketball Box Score - Final

Michigan at Penn St

02/03/24 Bryce Jordan Center, State College

2023-24 Women's Basketball

Game Time: 6:00 PM

Game Duration: 2:00

Attendance: 4,745

Officials: Kevin Pethel, Julie Kromenchock, Josh Howell

Michigan - 80

Record: 15-8 (7-5)

NO.	NAME	Min	FG	3P	FT	Rebounds	Fouls	TP	AS	TO	ST	Blocks	+/-
			M/A	M/A	M/A	OR	DR	OT					
22	Chyrea Evans	F 30:15	6-9	0-1	0-3	2 2 4	3 2	12	6	0	0	0	0
0	Elissa Brett	G 34:44	3-10	2-4	4-4	1 1 2	5 4	12	0	0	1	0	0
1	Lauren Hansen	G 34:51	5-13	3-8	2-2	1 4 5	2 1	15	6	5	1	0	-5
5	Laila Phelia	G 39:53	7-11	2-2	7-9	0 1 1	1 5	23	2	1	3	0	1
10	Jordan Hobbs	G 35:49	4-9	1-2	1-1	0 0 5	3 2	10	5	3	2	0	0
21	Taylor Woodson	07:43	0-3	0-0	0-0	2 0 2	2 1	0	0	0	2	1	1
44	Cameron Williams	08:12	4-5	0-0	0-0	1 1 2	5 5	2	8	0	1	0	0
33	Taylor Williams	04:46	0-0	0-0	0-0	0 1 1	2 0	0	0	0	0	0	0
11	Greta Kampschroeder	02:14	0-1	0-0	0-0	0 1 0	1 0	0	0	0	0	0	-5
30	Elise Stuck	01:33	0-0	0-0	0-0	0 0 0	0 0	0	0	0	0	0	-2
Team						2	0	2		1			
Totals			29-61	8-17	14-19	9 16	25	22	16	80	19	13	8 1 2 5

Technical Fouls: NONE

Shooting By Period

1st	FG%	8-17	47.1%
2nd	FG%	7-12	58.3%
3rd	FG%	9-16	56.3%
4th	FG%	5-16	31.3%
GM	FG%	29-61	47.5%

BOX SCORES

MICHIGAN 86, RUTGERS 58

NCAA

Official Basketball Box Score - Final

Rutgers at Michigan

02/15/24 Crisler Center, Ann Arbor

2023-24 Women's Basketball

Game Time: 2:00 PM

Game Duration: 1:40

Attendance: 4,238

Record: 7-19 (1-12)

Officials: Jesse Dickerson, Maggie Teyman, Nykhesha Thompson

NO.	Name	Min	FG M-A	3P M-A	FT M-A	Rebounds OR DR TOT	Fouls PF FO	TP	AS	TO	ST	Blocks BS BA	+/-
1	Destiny Adams	F 32:54	5-6 1-1	4-5 1-1	4-5 1-1	3 11 15	0 2 4 0 0	25					
4	Antonia Bates	F 31:51	1-5 1-3	3-4 0 1	1 4 2 6	2 4 1 0 1	-15						
54	Chyna Cornwell	F 20:18	4-6 0-0	1-1 1 2	3 1 2 9	2 0 1 1 0	-15						
0	Jillian Huerter	G 31:55	1-4 0-3	0-0 0 2	2 2 0 2	1 0 0 0 0	-24						
3	Mya Petticord	G 22:54	3-9 1-4	0-0 0 2	2 1 0 7	0 3 0 0 0	-15						
22	Kassondra Brown	27:00	5-12 0-4	0-0 1 3	4 2 0 10	4 3 0 0 0	-23						
24	Lisa Thompson	24:51	3-8 0-0	3-3 1 1	2 1 1 9	0 2 0 0 0	-15						
20	Erica Lafayette	08:17	0-2 0-2	0-0 0 0	0 0 0 0	0 0 0 0 0	-8						
Team			1 0 1 1		0 0		0 1						
Totals			22-52	3-17	11-16	5 16 21	14 16	58	9	15	6	1 1	-28

Shooting By Period

1st FG% 3-15 20.0%
3PT% 0-5 0.0%
FT% 0-0 0%

2nd FG% 4-12 33.3%
3PT% 0-6 0.0%
FT% 2-4 50%

3rd FG% 6-10 60.0%
3PT% 2-3 66.7%
FT% 6-9 66.7%

4th FG% 9-15 60.0%
3PT% 1-3 33.3%
FT% 3-3 100%

GM FG% 22-52 42.3%
3PT% 3-17 17.6%
FT% 11-16 68.8%

Dead Ball Rebounds: 2, 0

Technical Fouls: NONE

NCAA

Official Basketball Box Score - Final

Michigan at Iowa

02/15/24 Carver-Hawkeye Arena, Iowa City

2023-24 Women's Basketball

Game Time: 7:00 PM

Game Duration: 1:52

Attendance: 14,998

Record: 16-10 (7-7)

Officials: Felicia Grinter, Kevin Pethel, Cameron Inouye

NO.	Name	Min	FG M-A	3P M-A	FT M-A	Rebounds OR DR TOT	Fouls PF FO	TP	AS	TO	ST	Blocks BS BA	+/-
22	Chyra Evans	F 29:47	5-7 1-2	2-4 4 1 5	2 3 13	2 2 0 1 0	-21						
0	Elissa Brett	G 15:19	2-3 1-2	0-0 1 0 1	5 0 5	1 3 0 0 0	-2						
1	Lauren Hansen	G 30:43	6-10 0-2	2-2 1 2 3	1 2 14	1 0 3 0 0	-7						
5	Laila Phelia	G 33:09	5-15 0-4	2-2 1 1 2	1 2 12	2 1 1 0 0	-20						
10	Jordan Hobbs	G 34:25	6-11 1-3	3-4 0 5 5	3 2 16	1 1 0 2 0	-17						
11	Greta Kampschroeder	09:30	0-3 0-3	0-0 0 2 2	0 0 0	0 1 0 0 1	-10						
44	Cameron Williams	17:30	3-5 0-0	4-6 0 3 3	4 3 10	2 1 1 0 0	-10						
21	Taylor Woodson	10:56	5-6 0-0	3-3 2 2 4	1 2 13	2 0 0 0 0	5						
20	Alyssa Crockett	09:28	1-5 0-2	0-0 1 1 2	0 0 2	2 2 0 0 1	-3						
30	Elise Stuck	09:13	2-3 0-1	0-0 2 1 3	1 1 4	1 2 0 0 0	0						
Team			1 4 5 3		0 1								
Totals			35-68	3-19	16-21	13 22 35	18 15	89	14	14	5	3 2	-17

Shooting By Period

1st FG% 8-13 61.5%
3PT% 4-5 80.0%
FT% 0-0 0%

2nd FG% 11-16 68.8%
3PT% 2-5 40.0%
FT% 1-1 100%

3rd FG% 8-13 61.5%
3PT% 3-6 50.0%
FT% 2-2 100%

4th FG% 7-13 53.8%
3PT% 3-5 60.0%
FT% 3-4 75%

GM FG% 34-55 61.8%
3PT% 12-21 57.1%
FT% 6-7 85.7%

Dead Ball Rebounds: 1, 0

Technical Fouls: NONE

#4 IOWA 106, MICHIGAN 89

NCAA

Official Basketball Box Score - Final

Michigan at Iowa

02/15/24 Carver-Hawkeye Arena, Iowa City

2023-24 Women's Basketball

Game Time: 7:00 PM

Game Duration: 1:52

Attendance: 14,998

Record: 16-10 (7-7)

Officials: Felicia Grinter, Kevin Pethel, Cameron Inouye

NO.	Name	Min	FG M-A	3P M-A	FT M-A	Rebounds OR DR TOT	Fouls PF FO	TP	AS	TO	ST	Blocks BS BA	+/-
22	Chyra Evans	F 29:47	5-7 1-2	2-4 4 1 5	2 3 13	2 2 0 1 0	-21						
0	Elissa Brett	G 15:19	2-3 1-2	0-0 1 0 1	5 0 5	1 3 0 0 0	-2						
1	Lauren Hansen	G 30:43	6-10 0-2	2-2 1 2 3	1 2 14	1 0 3 0 0	-7						
5	Laila Phelia	G 33:09	5-15 0-4	2-2 1 1 2	1 2 12	2 1 1 0 0	-20						
10	Jordan Hobbs	G 34:25	6-11 1-3	3-4 0 5 5	3 2 16	1 1 0 2 0	-17						
11	Greta Kampschroeder	09:30	0-3 0-3	0-0 0 2 2	0 0 0	0 1 0 0 1	-10						
44	Cameron Williams	17:30	3-5 0-0	4-6 0 3 3	4 3 10	2 1 1 0 0	-10						
21	Taylor Woodson	10:56	5-6 0-0	3-3 2 2 4	1 2 13	2 0 0 0 0	5						
20	Alyssa Crockett	09:28	1-5 0-2	0-0 1 1 2	0 0 2	2 2 0 0 1	-3						
30	Elise Stuck	09:13	2-3 0-1	0-0 2 1 3	1 1 4	1 2 0 0 0	0						
Team			1 4 5 3		0 1								
Totals			35-68	3-19	16-21	13 22 35	18 15	89	14	14	5	3 2	-17

Shooting By Period

1st FG% 8-13 61.5%
3PT% 4-5 80.0%
FT% 0-0 0%

2nd FG% 11-16 68.8%
3PT% 2-5 40.0%
FT% 1-1 100%

3rd FG% 8-13 61.5%
3PT% 3-6 50.0%
FT% 2-2 100%

4th FG% 7-13 53.8%
3PT% 3-5 60.0%
FT% 3-4 75%

GM FG% 34-55 61.8%
3PT% 12-21 57.1%
FT% 6-7 85.7%

Dead Ball Rebounds: 1, 0

Technical Fouls: NONE

NCAA

Official Basketball Box Score - Final

Iowa vs Michigan

02/15/24 Carver-Hawkeye Arena, Iowa City

2023-24 Women's Basketball

Game Time: 7:00 PM

Game Duration: 1:52

Attendance: 14,998

Record: 23-3 (12-2)

Officials: Felicia Grinter, Kevin Pethel, Cameron Inouye

NO.	Name	Min	FG M-A	3P M-A	FT M-A	Rebounds OR DR TOT	Fouls PF FO	TP	AS	TO	ST	Blocks BS BA	+/-
45	Hannah Stuelke	F 27:08	4-6 0-0	5-8 3 2 5	5 4 13	2 1 1 0 1	13						
1	Molly Davis	G 23:45	2-3 2-2	0-0 0 2 2	0 0 6	2 1 0 0 0	10						
20	Kate Martin	G 32:20	7-11 4-5	2-3 0 3 3	2 3 20	1 1 0 1 2	17						
22	Caitlin Clark	G 37:29	16-31 9-18	8-8 0 5 5	1 7 49	13 5 1 0 0	17						
24	Gabbie Marshall	G 26:20	2-5 2-5	0 0 1 1	1 0 6	1 1 0 0 0	19						
3	Sydney Affolter	26:36	0-2 0-2	4-4 2 3 5	2 2 4	4 2 0 0 0	16						
4	Kylie Feuerbach	04:17	0-1 0-1	0-0 0 0 0	0 0 0	0 0 0 0 0	-5						
44	Addison O'Grady	11:58	2-3 0-0	1-3 1 1 2	3 2 5	1 1 1 1 0	6						
2	Taylor McCabe	09:13	1-2 1-2	0-0 0 1 1	0 0 3	1 0 0 0 0	-6						
34	AJ Ediger	00:54	0-0 0-0	0-0 0 0 0	1 0 0	0 0 0 0 0	-2						
Team			3 2 5 5		0 0								
Totals			34-64	18-35	20-26	9 20 29	15 18	106	25	12	3	2 3	17

Shooting By Period

1st FG% 12-16 75.0%
3PT% 5-9 55.6%
FT% 4-6 66.7%

2nd FG% 7-14 50.0%
3PT% 4-6 66.7%
FT% 2-2 100%

3rd FG% 9-19 47.4%
3PT% 6-12 50.0%
FT% 4-6 66.7%

4th FG% 6-15 40.0%
3PT% 3-8 37.5%
FT% 10-12 83.3%

GM FG% 34-64 53.1%
3PT% 18-35 51.4%
FT% 20-26 76.9%

Dead Ball Rebounds: 5, 0

Technical Fouls: NONE



**J. Ira and Nicki Harris Family Head Women's
Basketball Coach Kim Barnes Arico**
12th Year
Montclair State, '93
Career W-L: 527-335
Michigan W-L: 257-129

Kim Barnes Arico

- Winningest coach in program history
- Only coach in program history with 200 wins at Michigan
- Coached Michigan's first All-American - Naz Hillmon
- Two players drafted in the last two WNBA drafts (2022, 2023)
- Two-time Big Ten Coach of the Year (2017, 2022)
- Led U-M to 10 20-win seasons
- Six NCAA Tournament appearances at Michigan, winning at least one game in each tourney

J. Ira and Nicki Harris Family Head Women's Basketball Coach **Kim Barnes Arico** finished her 11th season as the head coach in 2022-23, stringing together another 20-win season and an appearance in the second round of the NCAA Tournament. Throughout her 11-year tenure, she has guided the Wolverines to at least 20 wins in 10 seasons, six NCAA Tournament appearances, an NCAA Elite Eight appearance (2022), an NCAA Sweet 16 appearance (2021) and the 2017 WNIT Championship. She was announced as the ninth head coach in the history of the program on April 20, 2012 and is the longest tenured coach in program history.

Barnes Arico is the winningest coach in program history with 241 wins, the only coach to ever eclipse 200 victories. With 10 of Michigan's 14 all-time 20-win seasons, she is first all-time in winning percentage (.669) with a 241-119 record in Ann Arbor. Barnes Arico holds a 144-36 (.800) record at Crisler Center after the first-ever undefeated mark (16-0) in 2021-22. KBA eclipsed the 500-win mark of her coaching career in a 76-59 win at Nebraska on Dec. 28, 2022. She is one of 29 active coaches with at least 500 career victories, entering the 2023-24 season with 511 victories.

KBA has taken Michigan women's basketball to new heights since taking over prior to the 2012-13 campaign, more than doubling U-M's NCAA Tournament appearances and making at least the second round in all six trips. Michigan has advanced to the NCAA Sweet 16 twice under KBA, including a trip to the Elite Eight in 2021-22, as she holds a 9-6 record in the NCAA Tournament at Michigan. The Wolverines have won at least 20 games in 10 of her 11 seasons, only missing the mark during the 2020-21 season as U-M played just 22 total games. Michigan has made the postseason in every season that had a postseason contested (missing 2019-20 due to pandemic) under Barnes Arico, winning at least one game in every postseason appearance.

U-M has found itself back in the national spotlight as well during KBA's tenure, returning to the Associated Press poll in January 2013 for the first time in 10 years. Michigan has been ranked in every Associated Press and USA Today Coaches poll over the last three seasons (2020-21, 2021-22, 2022-23), peaking at No. 4 in both for the highest ranking in program history during the 2021-22 season. Michigan has been ranked for 83 weeks since the 2012-13 season, accounting for nearly 87 percent of its overall appearances (96).

Barnes Arico is a two-time Big Ten Coach of the Year (2017, 2022) and was a semi-finalist for the 2022 Werner Ladder Coach of the Year honor. Her players have combined to earn 11 All-Big Ten first-team honors from the coaches, nine first-team honors from the media, nine second-team honors from the coaches, nine second-team honors from the media and a third-team honor from both before the teams were consolidated to two teams. She has had five players earn Big Ten All-Freshman honors and three different players grab a spot on the defensive team. Four players have been named to the WBCA All-District team since 2012-13, each earning at least All-America honorable mention.

She coached U-M's first All-American and Big Ten Player of the Year, Naz Hillmon, along with all-time leading scorer and three-time All-Big Ten first-teamer, Katelynn Flaherty. Hillmon was named the 2021 Big Ten Player of the Year, making her just the second Big Ten player in conference history to earn Player, Freshman and Sixth Player of the Year honors during a career. Hillmon was a two-time WBCA All-American, while also earning honors twice by the Associated Press, USBWA, Sports Illustrated and the Athletic. The 2017-18 Michigan Female Athlete of the Year, Flaherty also earned three consecutive WBCA All-America hon-

orable mentions (2016, 2017, 2018). Nicole Elmlad also earned back-to-back Academic All-America honors (2014, 2015) and was the recipient of the 2015 Big Ten Medal of Honor.

Michigan has had players picked in each of the last two WNBA drafts, with Hillmon going 15th to the Atlanta Dream in 2022 and Leigha Brown going in the exact same slot to the Dream in 2023. They are the highest WNBA draft picks in program history.

She also is building quite the coaching tree as five of her former assistant coaches are now head coaches: Joe Tartamella (St. John's), Megan Duffy (Marquette), Toyelle Wilson (SMU), Carrie Moore (Harvard) and Erin Batth (Providence).

Michigan went 23-10 in 2022-23, weathering the departure of Hillmon to the WNBA and some tough injuries by relying on a balanced attack. U-M was ranked in each poll during the season, won the Gulf Coast Showcase and grabbed a top-10 win over North Carolina in the Jumpman Invitational. Brown and Emily Kiser grabbed All-Big Ten first-team honors from the coaches, with Laila Phelia honored with a second-team selection. U-M put four on the CSC Academic All-District team and nine on the Academic All-Big Ten team. Michigan knocked off UNLV in the first round of the NCAA Tournament before falling to eventual national champion LSU in Baton Rouge.

The 2021-22 season was full of highlights for the Maize and Blue, who advanced to the Elite Eight of the NCAA Tournament. U-M went 25-7 on the season, the second-best win total and highest winning percentage in program history. The Wolverines picked up eight wins over ranked teams, again setting a new program standard. Michigan was ranked in both polls throughout the season, garnering the first top-five and top-10 rankings in school history. U-M finished No. 12 in the AP poll and No. 7 in the USA Today Coaches poll, both program highs. The Wolverines hosted the first and second rounds of the NCAA Tournament for the first time as a No. 3 seed, recording wins over American and Villanova to punch their Sweet 16 ticket for the second straight season before knocking out South Dakota to advance. U-M went 16-0 at Crisler Center, the first undefeated home season in program history while averaging 3,676 fans.

Hillmon was a unanimous and consensus All-Big Ten first teamer, making her the first player in program history to earn four first-team nods. She also earned All-America first-team honors from the WBCA, USBWA, Associated Press, The Athletic, Sports Illustrated and the Wooden Award. Brown was named to the All-Big Ten second team, with Phelia grabbing a spot on the freshman team. The Wolverines put 10 on the Academic All-Big Ten team, while Brown, Maddie Nolan, Danielle Rauch and Kiser were named CoSIDA Academic All-District.

From 2018-21, U-M made three NCAA Tournament appearances, only missing the 2020 Tournament due to the COVID-19 pandemic. The Wolverines won at least one game in all three tourneys, making the program's first-ever Sweet 16 appearance in 2021.

Barnes Arico led Michigan to its first postseason championship in 2016-2017, as the Wolverines captured the WNIT Championship after being left out of the NCAA Tournament despite a third-place finish in the Big Ten. Michigan went 11-5 in conference play to finish alone in third place, its highest finish since 2011 and the second-most Big Ten wins in program history. The Wolverines regrouped during the WNIT, reeling off six straight wins for the title. U-M held off Georgia Tech in three overtimes in the championship game to hang its first banner in Crisler.

During KBA's first five seasons in the Maize and Blue, the Wolverines racked up at least 20 wins in each year and advanced to the postseason each time. In 2013-14, U-M weathered losing 88 percent of its scoring from the season before to still reach 20 wins and the third round of the WNIT with four new starters.

Barnes Arico also completed a two-year stint with USA Basketball (2014-15), serving as an assistant coach alongside Dawn Staley (South Carolina) and Jeff



Walz (Louisville) for the U18 (2014) and U19 (2015) teams. She won a pair of gold medals at the FIBA U19 World Championships in 2015 and at the FIBA U18 America's Championship in 2014.

Prior to joining the Maize and Blue, she spent 10 seasons at the helm of the St. John's women's hoops program, building the Red Storm into a national power. She guided St. John's to four NCAA Tournament appearances, with the Red Storm advancing to the Sweet 16 in 2012.

Barnes Arico compiled a 176-133 overall record and five 20-win campaigns at St. John's. She was a two-time Big East Coach of the Year (2006, 2012) and had 11 players earn All-Big East honors, with six receiving all-rookie team nods.

In 2011-12, St. John's posted a 24-10 overall record and finished second (13-3) in the Big East standings. St. John's finished No. 15 in the final USA Today Coaches poll and reached its highest-ever ranking of No. 13 by the Associated Press. The highlight of the season was when Barnes Arico and her Red Storm ended Connecticut's 99-game home winning streak with a 57-56 win on Feb. 19, 2012 at Gampel Pavilion. It was also UConn's first home loss to an unranked opponent in nearly 19 years.

Prior to accepting her position at St. John's, Barnes Arico was extremely successful at NCAA Division II Adelphi (1999-2002). She led the Panthers to three consecutive postseason appearances, posting a 65-24 overall record and a 51-13 league mark. She was inducted into the Adelphi Hall of Fame in 2014.

In 2001-02, Adelphi won its first New York Collegiate Athletic Conference (NYCAC) championship and advanced to the Sweet 16 of the NCAA Tournament. The Panthers finished with a 28-3 record and earned the school's first national ranking in school history, finishing No. 12. Barnes Arico was named the NYCAC, NIT/Metropolitan Basketball Writers Division II and Nassau County Sports Com-

mission Outstanding Female Coach of the Year.

Barnes Arico started her head-coaching career at Fairleigh Dickinson-Madison, a Division III university in New Jersey. She led the Devils to a 13-11 record during the 1996-97 season before accepting the head coaching post at New Jersey Institute of Technology for two seasons (1997-99). Helping the program transition from Division III to Division II, Barnes Arico was named the New Jersey Coach of the Year after taking the program from the five-win total in her first season to 11 victories in year two.

A native of Mastic Beach, N.Y., Barnes Arico helped lead Stony Brook University to the 1989 NCAA Division III Tournament as a freshman. She spent her final three seasons at Montclair State University, serving as captain during her junior and senior seasons. Barnes Arico led the team to back-to-back ECAC Tournament appearances in 1991 and 1992 and was the team's leading scorer both seasons. A scholar-athlete award recipient, Barnes Arico graduated from Montclair State in 1993 with a bachelor's degree in physical education and health.

Barnes Arico went into teaching after graduation, accepting a position as a physical education and health teacher at the Academy of Saint Aloysius in Jersey City, N.J., during the 1993-94 academic year. She left Saint Aloysius and moved into an identical position at Chatham High School from 1994-96 in Chatham, N.J.

Barnes Arico and her husband, Larry Arico, are the parents of a son, Trevor, and daughters Emma and Cecelia.

Barnes Arico Through the Years

Season	School	Overall	Conference	Postseason
1996-97	Fairleigh Dickinson-Madison	13-11		
1997-98	New Jersey Institute of Technology	5-21	3-17 (NYCAC)	First Year Division II
1998-99	New Jersey Institute of Technology	11-16	9-12 (NYCAC)	NYCAC, First Round
1999-2000	Adelphi	18-10	16-6 (ECC)	
2000-01	Adelphi	19-11	15-5 (ECC)	
2001-02	Adelphi	28-3	20-2 (ECC)	NCAA II, 2nd Round
2002-03	St. John's	8-19	2-14 (Big East)	
2003-04	St. John's	10-18	4-12 (Big East)	
2004-05	St. John's	20-11	7-9 (Big East)	WNIT, 2nd Round
2005-06	St. John's	22-8	11-5 (Big East)	NCAA, 2nd Round
2006-07	St. John's	8-20	4-12 (Big East)	
2007-08	St. John's	18-15	7-9 (Big East)	WNIT, Quarterfinal
2008-09	St. John's	19-15	4-12 (Big East)	WNIT, 3rd Round
2009-10	St. John's	25-7	12-4 (Big East)	NCAA, 2nd Round
2010-11	St. John's	22-11	9-7 (Big East)	NCAA, 2nd Round
2011-12	St. John's	24-10	13-3 (Big East)	NCAA, Sweet 16
2012-13	Michigan	22-11	9-7 (Big Ten)	NCAA, 2nd Round
2013-14	Michigan	20-14	8-8 (Big Ten)	WNIT, 3rd Round
2014-15	Michigan	20-15	8-10 (Big Ten)	WNIT, Semifinals
2015-16	Michigan	21-14	9-9 (Big Ten)	WNIT, Semifinals
2016-17	Michigan	28-9	11-5 (Big Ten)	WNIT, Champions
2017-18	Michigan	23-10	10-6 (Big Ten)	NCAA, 2nd Round
2018-19	Michigan	22-12	11-7 (Big Ten)	NCAA, 2nd Round
2019-20	Michigan	21-11	10-8 (Big Ten)	No Tournament held
2020-21	Michigan	16-6	9-4 (Big Ten)	NCAA, Sweet 16
2021-22	Michigan	25-7	13-4 (Big Ten)	NCAA, Elite Eight
2022-23	Michigan	23-10	11-7 (Big Ten)	NCAA, 2nd Round
2023-24	Michigan	16-10	7-7 (Big Ten)	

TOTALS (27 Seasons)

527-335

248-210

2023-24 WOLVERINES



#0 Elissa Brett
Graduate Student
Guard
Adelaide, Australia
Bowling Green

2023-24 (Michigan)

- Appeared in 23 games, starting 13 times
- Scored in double figures six times
- Made a career-best eight triples, tying her career high with 27 points against Miami (Ohio) (Dec. 16)
- Reached double figures for the first time this season with 10 points against Eastern Michigan (Nov. 24)
- Made Michigan debut against Oakland (Nov. 14), going for five points and a rebound

At Bowling Green

- Scored 1,358 points to rank 15th all-time in school history
- Averaged 11.1 points for her career
- Made 177 three-pointers to rank seventh in school history

2022-23 (Bowling Green)

- All-MAC first team, MAC All-Tournament Team and MAC All-Defensive Team
- Started all 38 games for the Falcons, averaging 30.9 minutes per game
- Led BGSU in scoring at 14.7 points per game and was second in rebounding (6.0 rpg)
- Was second in the conference in three-pointers made (94) and third in three-pointers per game (2.47)
- Scored in double figures 32 times
- Tallied four double-doubles on the season
- Scored a career-best 27 points twice, most recently against Liberty in the WNIT (March 16)

2021-22 (Bowling Green)

- Academic All-MAC
- Played in 27 games, starting 26 times
- Averaged 10.7 points, 6.0 rebounds, 1.5 assists and 1.2 steals per game
- Scored in double figures in 16 games and totaled a pair of double-doubles
- Went for a season-best 22 points at Northern Illinois (Feb. 2), hitting four three-pointers
- Shot 34.0 percent from three-point range, hitting 33-of-97 attempts

2020-21 (Bowling Green)

- Played in 27 of BGSU's 29 games, starting all 27
- Averaged 12.0 points and 6.7 rebounds per game
- Scored in double figures 18 times with a pair of 20-point contests
- Had three double-doubles
- Recorded back-to-back double-doubles with 13 points and 10 boards against Eastern Michigan (March 10), followed by 20 points and 13 rebounds against Buffalo (March 12) in the MAC Tournament

2019-20 (Bowling Green)

- Played in 30 of BGSU's 31 games, starting the final 11 games of the season
- Averaged 6.3 points, 6.2 rebounds and 1.9 assists per game
- Averaged 22.7 minutes per game
- Scored a season-best 15 points on 6-for-10 shooting at Purdue (Dec. 21)
- Reached double figures in scoring four times

Prep

- Played for Sturt Sabres Basketball Club
- Also awarded a scholarship for the Centre of Excellence (CoE)
- Played for the CoE in the in South Eastern Australian Basketball League, and also made the Australian Gems Squad ahead of the 2018 FIBA Under18 Asian Championships
- Represented South Australia at the Under 20's Australian National Junior Championships in Gosford, New South Wales, and played for the South Australia U20 team once again in Canberra in February of 2019

Personal

- Earned her degree in human development and family studies at BG
- Sister, Aimee, played basketball at Iowa Western CC and sister, Kelsey, played at Hutchinson CC and Newberry College

2023-24 GAME-BY-GAME

#0 BRETT, Elissa

Opponent	Date	GS	MIN	Total		3-Pointers		Free throws		Rebounds			PF	A	TO	BLK	STL	PTS	AVG		
				FG-FGA	PCT	3FG-3FGA	PCT	FT-FTA	PCT	OFF	DEF	TOT								AVG	
Oakland	11/14/2023		10:00	2-2	1.000	1-1	1.000	0-0	.000	0	1	1	1.0	2	0	0	0	5	5.0		
vs Middle Tenn.	11/18/2023		24:03	2-6	.333	1-3	.333	0-0	.000	0	1	1	1.0	1	2	1	0	1	5	5.0	
vs South Dakota	11/19/2023		17:51	2-5	.400	0-3	.000	2-2	1.000	0	0	0	0.7	3	1	2	1	0	6	5.3	
vs Ole Miss	11/20/2023		16:13	2-5	.400	2-3	.667	0-0	.000	1	3	4	1.5	2	1	2	0	0	6	5.5	
Eastern Mich.	11/24/2023		19:45	4-10	.400	2-5	.400	0-0	.000	4	0	4	2.0	3	2	2	0	3	10	6.4	
SIUE	11/29/2023		10:22	1-2	.500	0-1	.000	0-0	.000	0	3	3	2.2	0	0	1	0	0	2	5.7	
at Harvard	12/02/2023		19:21	2-3	.667	0-1	.000	5-5	1.000	0	3	3	2.3	3	1	1	1	0	9	6.1	
at Toledo	12/06/2023		20:18	2-6	.333	2-3	.667	1-2	.500	1	5	6	2.8	4	1	1	0	0	7	6.3	
at Illinois	12/10/2023	*	28:24	2-8	.250	1-4	.250	0-0	.000	1	5	6	3.1	3	6	1	2	2	5	6.1	
Miami (OH)	12/16/2023	*	34:45	9-13	.692	8-11	.727	1-2	.500	2	5	7	3.5	4	2	3	0	0	27	8.2	
vs Florida	12/20/2023	*	30:36	0-8	.000	0-5	.000	1-2	.500	3	3	6	3.7	3	3	4	0	0	1	7.5	
Florida A&M	12/22/2023	*	26:23	4-9	.444	3-6	.500	4-4	1.000	2	4	6	3.9	1	3	0	0	3	15	8.2	
Ohio St.	12/30/2023	*	36:55	2-4	.500	2-4	.500	4-4	1.000	0	4	4	3.9	3	2	1	0	0	10	8.3	
at Indiana	01/04/2024	*	26:22	1-5	.200	0-1	.000	0-0	.000	0	3	3	3.9	0	1	0	0	1	2	7.9	
Minnesota	01/09/2024	*	22:26	5-8	.625	3-6	.500	1-1	1.000	1	5	6	4.0	2	2	1	0	0	14	8.3	
at Rutgers	01/21/2024	*	27:19	0-7	.000	0-5	.000	2-2	1.000	1	4	5	4.1	1	1	4	0	3	2	7.9	
Maryland	01/24/2024	*	35:58	3-7	.429	2-5	.400	1-2	.500	2	2	4	4.1	4	1	3	0	1	9	7.9	
at Michigan St.	01/27/2024	*	32:33	2-10	.200	0-5	.000	1-1	1.000	0	5	5	4.1	4	0	1	0	0	5	7.8	
Illinois	01/31/2024	*	20:29	1-9	.111	1-7	.143	0-0	.000	0	5	5	4.2	2	1	0	0	0	3	7.5	
at Penn St.	02/03/2024	*	34:44	3-10	.300	2-4	.500	4-4	1.000	1	1	2	4.1	5	0	0	0	1	12	7.8	
Nebraska	02/06/2024	*	33:15	1-6	.167	0-4	.000	1-2	.500	1	5	6	4.1	5	2	1	0	0	3	7.5	
Rutgers	02/10/2024	*	30:59	3-6	.500	2-4	.500	0-0	.000	1	1	2	4.0	0	3	0	0	1	8	7.5	
at Iowa	02/15/2024	*	15:19	2-3	.667	1-2	.500	0-0	.000	1	0	1	3.9	5	1	3	0	0	5	7.4	
Totals			13	574:19	55-152	.362	33-93	.355	28-33	.848	22	68	90	3.9	60	36	32	4	16	171	7.4

Player Averages

Games Played	Minutes/ game	Points/ game	FG Pct	3FG Pct	FT Pct	Rebounds/ game	Assists/ game	Turnovers/ game	Assist/Turnover ratio	Steals/ game	Blocks/ game
23	25.0	7.4	36.2	35.5	84.8	3.9	1.6	1.4	1.1	0.7	0.2

CAREER STATS

BRETT, Elissa

SEASON	TEAM	GP-GS	MIN/AVG	Field Goals		3-Point		F-Throws		Rebounds			Scoring							
				FG-FGA	FG%	3FG-3FGA	3FG%	FT-FTA	FT%	OFF	DEF	TOT	AVG	PP-FO	A	TO	BLK	STL	PTS	AVG
2019-20	BGSU	30-11	681/22.7	65-198	.328	16-54	.296	43-78	.551	50	137	187	6.2	83-3	57	65	1	13	189	6.3
2020-21	BGSU	27-27	867/32.1	111-284	.391	34-98	.347	67-92	.728	55	126	181	6.7	79-2	48	55	2	31	323	12.0
2021-22	BGSU	27-26	702/26.0	98-252	.389	33-97	.340	60-79	.759	47	115	162	6.0	65-1	40	57	5	32	289	10.7
2022-23	BGSU	38-38	1174/30.9	193-517	.373	94-283	.332	77-89	.865	45	183	228	6.0	101-3	62	64	1	51	557	14.7
2023-24	Mich	23-13	574/25.0	55-152	.362	33-93	.355	28-33	.848	22	68	90	3.9	60-3	36	32	4	16	171	7.4
TOTAL FOR Mich		23-13	574/25.0	55-152	.362	33-93	.355	28-33	.848	22	68	90	3.9	60-3	36	32	4	16	171	7.4
TOTAL		145-115	3998/27.6	522-1403	.372	210-625	.336	275-371	.741	219	629	848	5.8	388-12	243	273	13	143	1529	10.5

Single Game Highs

Statistic	Value	
Points	27	at Western Mich. 02/18/23, vs Liberty 03/16/23, vs Miami (OH) 12/16/23
Rebounds	13	at Western Mich. 03/09/20, vs Buffalo 03/12/21
Assists	7	at Akron 03/07/20
Steals	5	vs Saint Mary's (CA) 03/19/22
Blocks	2	at Purdue 12/13/20, at Illinois 12/10/23
FG Made	9	at St. Bonaventure 11/07/22, vs Miami (OH) 12/16/23
FG Attempts	23	at Toledo 03/04/23
3FG Made	8	vs Miami (OH) 12/16/23
3FG Attempts	16	at Toledo 03/04/23
FT Made	10	at Western Mich. 02/18/23
FT Attempts	11	vs Milwaukee 12/06/20



2023-24 WOLVERINES



#1 Lauren Hansen
Graduate Student
Guard
Long Island, N.Y.
Missouri

Will have one season of eligibility remaining at Michigan

2023-24

- Started all 26 games at point guard, reaching double figures 18 times
- Had 21 points on 7-for-12 shooting against Florida (Dec. 20)
- Scored 16 points at Harvard (Dec. 2)
- Scored 11 points in her Michigan debut against Purdue Fort Wayne (Nov. 6)
- Recorded a career-best eight assists against Oakland (Nov. 14)

2022-23 (at Missouri)

- Winter SEC Academic Honor Roll
- Started all 32 games, averaging 12.9 points, 2.9 rebounds and 1.4 assists per game
- Scored in double figures 20 times, highlighted by seven 20-point games
- Scored a season-best 26 points with four 3-pointers and a perfect 6-of-6 performance at the line at Ole Miss (Feb. 23)
- Had 22 points and three rebounds against Tennessee (Jan. 22)
- Scored 22 points with six rebounds against Vanderbilt (Feb. 2)

2021-22 (at Missouri)

- Winter SEC Academic Honor Roll
- Co-SEC Player of the Week on Jan. 4, 2022
- Started all 31 games, averaging 28.2 minutes per game
- Averaged 10.9 points, 2.5 rebounds and 1.4 assists per game
- Scored a season-high 34 points with nine 3-pointers and grabbed five boards at Lehigh (Nov. 28)
- Recorded 21 points and seven rebounds in a season-high 42 minutes in the win over then No. 1 South Carolina (12/30), including the game-winning basket with less than a second remaining
- Averaged 15+ points per game in an eight game stretch from Dec. 22 to Jan. 23

2020-21 (at Missouri)

- First-year SEC Academic Honor Roll
- Played in 21 games in her first season at Missouri, averaging 6.5 points, 1.4 rebounds and 1.0 assists in 18.5 minutes per game
- Shot 45.0 percent from the field (50-of-111), 43.3 percent from three (29-of-67) and 88.9 percent from the three-point line (8-of-9)
- Her three-point percentage of 43.3 percent ranked sixth all-time in an individual season in program history
- Scored in double figures in four contests
- Made multiple three-pointers in 10 games and had multiple assists in seven games

2019-20 (at Auburn)

- Played in 25 games, starting 20 times
- Averaged 7.9 points, 1.4 rebounds, 1.6 assists and 0.8 steals per game
- Shot 35.8 percent (69-of-193) from the field and 33.3 percent (40-of-120) from three-point range ... • Ranked second on the team with 40 three-pointers
- Scored in double figures seven times

Prep

- Ward Melville (2019)
- Set all-time scoring record - boys or girls - at Ward Melville
- Named all-conference and all-state in her senior season after averaging 27.8 points, 6.0 rebounds and 5.0 assists per game
- Scored a single-game best 45 points and made 79 three-pointers during her senior season
- Helped lead Ward Melville High School to the league title as a sophomore and a junior
- USA Today First-Team All-State in New York in 2019
- Ranked No. 71 by ESPN
- Played AAU for Exodus NYC

Personal

- Graduated from Missouri with a degree in communication

2023-24 GAME-BY-GAME

#1 HANSEN, Lauren

Opponent	Date	GS	MIN	Total		3-Pointers		Free throws		Rebounds				PF	A	TO	BLK	STL	PTS	AVG	
				FG-FGA	PCT	3FG-3FGA	PCT	FT-FTA	PCT	OFF	DEF	TOT	AVG								
Purdue Fort Wayne	11/06/2023	*	25:02	4-11	.364	2-4	.500	1-1	1.000	1	1	2	2.0	1	1	3	1	0	11	11.0	
Oakland	11/14/2023	*	21:56	3-6	.500	1-3	.333	0-0	.000	0	1	1	1.5	2	8	3	0	2	7	9.0	
vs Middle Tenn.	11/18/2023	*	35:05	4-9	.444	2-7	.286	1-1	1.000	0	7	7	3.3	0	3	2	0	4	11	9.7	
vs South Dakota	11/19/2023	*	32:12	5-11	.455	1-6	.167	2-3	.667	0	1	1	2.8	4	1	1	0	1	13	10.5	
vs Ole Miss	11/20/2023	*	29:07	1-9	.111	0-4	.000	0-0	.000	0	1	1	2.4	1	0	0	0	0	2	8.8	
Eastern Mich.	11/24/2023	*	15:32	2-6	.333	1-5	.200	0-0	.000	0	2	2	2.3	0	5	2	0	2	5	8.2	
SIUE	11/29/2023	*	17:52	4-8	.500	2-4	.500	4-4	1.000	0	1	1	2.1	1	5	2	0	1	14	9.0	
at Harvard	12/02/2023	*	24:48	4-7	.571	2-3	.667	6-6	1.000	0	4	4	2.4	3	2	4	0	0	16	9.9	
at Toledo	12/06/2023	*	24:06	1-5	.200	0-2	.000	3-4	.750	1	3	4	2.6	3	1	0	0	0	5	9.3	
at Illinois	12/10/2023	*	30:58	5-12	.417	3-7	.429	1-1	1.000	0	3	3	2.6	1	5	2	0	0	14	9.8	
Miami (OH)	12/16/2023	*	19:34	4-8	.500	0-2	.000	0-0	.000	0	1	1	2.5	2	1	2	0	3	8	9.6	
vs Florida	12/20/2023	*	31:10	7-12	.583	4-6	.667	3-3	1.000	0	2	2	2.4	0	1	6	0	0	21	10.6	
Florida A&M	12/22/2023	*	22:44	7-9	.778	5-7	.714	0-0	.000	0	1	1	2.3	1	0	2	0	1	19	11.2	
Ohio St.	12/30/2023	*	34:17	6-15	.400	1-7	.143	4-6	.667	1	1	2	2.3	0	2	5	0	4	17	11.6	
at Indiana	01/04/2024	*	28:09	4-9	.444	1-3	.333	0-0	.000	0	1	1	2.2	4	0	2	0	0	9	11.5	
Minnesota	01/09/2024	*	30:24	5-12	.417	3-8	.375	3-4	.750	0	1	1	2.1	2	3	2	0	2	16	11.8	
Wisconsin	01/13/2024	*	29:07	1-12	.083	1-6	.167	1-2	.500	0	0	0	2.0	1	3	3	0	1	4	11.3	
at Nebraska	01/17/2024	*	28:56	4-8	.500	2-5	.400	2-3	.667	0	1	1	1.9	0	0	2	0	0	12	11.3	
at Rutgers	01/21/2024	*	27:31	5-10	.500	2-6	.333	0-0	.000	0	1	1	1.9	1	1	2	0	0	10	11.3	
Maryland	01/24/2024	*	24:35	4-5	.800	2-2	1.000	0-0	.000	0	1	1	1.9	2	3	2	0	0	10	11.3	
at Michigan St.	01/27/2024	*	24:16	3-9	.333	2-5	.400	1-2	.500	1	1	2	1.9	3	3	3	0	0	9	11.2	
Illinois	01/31/2024	*	35:05	4-11	.364	2-7	.286	7-8	.875	0	1	1	1.8	1	1	1	0	0	17	11.5	
at Penn St.	02/03/2024	*	34:51	5-13	.385	3-8	.375	2-2	1.000	1	4	5	2.0	2	6	5	0	1	15	11.6	
Nebraska	02/06/2024	*	36:36	4-13	.308	3-7	.429	0-0	.000	0	1	1	1.9	2	0	3	0	2	11	11.6	
Rutgers	02/10/2024	*	25:51	5-9	.556	2-5	.400	0-0	.000	0	4	4	2.0	1	0	2	1	2	12	11.6	
at Iowa	02/15/2024	*	30:43	6-10	.600	0-2	.000	2-2	1.000	1	2	3	2.0	1	1	0	0	3	14	11.7	
Totals			26	720:27	107-249	.430	47-131	.359	43-52	.827	6	47	53	2.0	39	56	61	2	32	304	11.7

Player Averages

Games Played	Minutes/game	Points/game	FG Pct	3FG Pct	FT Pct	Rebounds/game	Assists/game	Turnovers/game	Assist/Turnover ratio	Steals/game	Blocks/game
26	27.7	11.7	43.0	35.9	82.7	2.0	2.2	2.3	0.9	1.2	0.1

CAREER STATS

HANSEN, Lauren

		Field Goals						3-Point		F-Throws		Rebounds				Scoring					
SEASON	TEAM	GP-GS	MIN/AVG	FG-FGA	FG%	3FG-3FGA	3FG%	FT-FTA	FT%	OFF	DEF	TOT	AVG	PF-FO	A	TO	BLK	STL	PTS	AVG	
2019-20	AUB	25-20	607/24.3	69-193	.358	40-120	.333	19-22	.864	4	30	34	1.4	51-3	40	70	0	21	197	7.9	
2020-21	MIZ	21-0	388/18.5	50-111	.450	29-67	.433	8-9	.889	4	25	29	1.4	50-2	20	20	0	16	137	6.5	
2021-22	MIZ	31-30	871/28.1	129-307	.420	63-162	.389	18-23	.783	7	70	77	2.5	59-1	44	49	3	32	339	10.9	
2022-23	MIZ	32-32	937/29.3	145-376	.386	65-197	.330	58-64	.906	10	84	94	2.9	64-3	44	60	3	44	413	12.9	
2023-24	Mich	26-26	720/27.7	107-249	.430	47-131	.359	43-52	.827	6	47	53	2.0	39-0	56	61	2	32	304	11.7	
TOTAL FOR Mich		26-26	720/27.7	107-249	.430	47-131	.359	43-52	.827	6	47	53	2.0	39-0	56	61	2	32	304	11.7	
TOTAL		135-108	3524/26.1	500-1236	.405	244-677	.360	146-170	.859	31	256	287	2.1	263-9	204	260	8	145	1390	10.3	

Single Game Highs

Statistic	Value
Points	34 at Lehigh 11/28/21
Rebounds	7 vs South Carolina 12/30/21, vs Middle Tenn. 11/18/23
Assists	8 vs Oakland 11/14/23
Steals	5 vs Mississippi St. 02/16/23
Blocks	1 8 times
FG Made	12 at Lehigh 11/28/21
FG Attempts	20 vs LSU 01/12/23
3FG Made	9 at Lehigh 11/28/21
3FG Attempts	14 vs Drake 12/01/19, at Lehigh 11/28/21
FT Made	9 vs Mississippi St. 02/16/23
FT Attempts	9 at South Carolina 01/15/23, vs Mississippi St. 02/16/23

2023-24 WOLVERINES



#2 Macy Brown

Freshman

Guard

East Grand Rapids, Mich.

East Grand Rapids

- Freshman (2023-24)
- Appeared in 17 games off the bench
 - Reached double figures for the first time in her career with 12 points on 5-for-6 shooting with four boards and three assists against SIUE (Nov. 29)
 - Made career debut against Purdue Fort Wayne (Nov. 6)
 - Scored three points with four assists against Purdue Fort Wayne (Nov. 6)

- Prep
- East Grand Rapids (2023)
 - 2023 Michigan Miss Basketball
 - 2023 Associated Press Division I Player of the Year
 - Averaged 25 points, 8.7 rebounds, 3.3 assists and 2.1 steals per game as a senior
 - Had 35 points and 11 rebounds against Redford Westfield Prep as a senior
 - Ranked No. 74 by ESPN as a four-star recruit
 - Averaged 20.4 points, 6.0 rebounds and 2.8 assists per game as a junior
 - 2022 Associated Press Division I All-State first team
 - As a sophomore, averaged nearly 14 points and four rebounds per game
 - In her first season of high school basketball, went for 11.5 points, 4.7 rebounds and 3.8 assists per game
 - Played AAU for MBA

- Personal
- Sister, Olivia, plays basketball at Valparaiso; sister, Jillian, plays basketball at Virginia

2023-24 GAME-BY-GAME

#2 BROWN, Macy

Opponent	Date	GS	MIN	Total FG-FGA	PCT	3-Pointers 3FG-3FGA	PCT	Free throws FT-FTA	PCT	Rebounds OFF DEF TOT AVG	PF	A	TO	BLK	STL	PTS	AVG			
Purdue Fort Wayne	11/06/2023		14:58	1-2	.500	0-1	.000	1-1	1.000	0	0	0	0.0	3	4	1	3	3.0		
Oakland	11/14/2023		13:55	0-2	.000	0-2	.000	0-0	.000	1	1	2	1.0	0	0	1	2	1.5		
vs Middle Tenn.	11/18/2023		00:59	0-0	.000	0-0	.000	0-0	.000	0	1	1	1.0	1	0	1	0	1.0		
vs South Dakota	11/19/2023		02:34	0-2	.000	0-1	.000	0-0	.000	1	0	1	1.0	1	0	0	0	0.8		
Eastern Mich.	11/24/2023		11:06	0-1	.000	0-1	.000	0-0	.000	0	1	1	1.0	2	2	1	0	0.6		
SIUE	11/29/2023		22:08	5-6	.833	2-3	.667	0-2	.000	2	2	4	1.5	2	3	3	12	2.5		
at Harvard	12/02/2023		05:47	0-1	.000	0-0	.000	0-0	.000	0	0	0	1.3	0	1	1	0	2.1		
at Toledo	12/06/2023		02:33	0-0	.000	0-0	.000	0-0	.000	0	0	0	1.1	0	0	0	0	1.9		
at Illinois	12/10/2023		03:46	0-1	.000	0-1	.000	0-0	.000	0	2	2	1.2	0	1	0	0	1.7		
Miami (OH)	12/16/2023		05:45	0-0	.000	0-0	.000	0-0	.000	1	0	1	1.2	1	1	1	0	1.5		
vs Florida	12/20/2023		02:49	0-0	.000	0-0	.000	0-0	.000	0	0	0	1.1	0	0	0	0	1.4		
Florida A&M	12/22/2023		13:32	1-3	.333	0-1	.000	4-4	1.000	1	3	4	1.3	1	0	2	0	1.8		
at Indiana	01/04/2024		04:07	0-0	.000	0-0	.000	0-0	.000	1	0	1	1.3	2	0	1	0	1.6		
Wisconsin	01/13/2024		03:14	0-1	.000	0-0	.000	0-0	.000	0	0	0	1.2	0	0	0	0	1.5		
at Nebraska	01/17/2024		00:56	0-0	.000	0-0	.000	0-0	.000	0	1	1	1.2	1	0	1	0	1.4		
at Michigan St.	01/27/2024		02:18	0-0	.000	0-0	.000	0-0	.000	0	0	0	1.1	1	0	0	0	1.3		
Rutgers	02/10/2024		05:22	0-2	.000	0-1	.000	0-0	.000	0	0	0	1.1	1	0	0	0	1.2		
Totals		0	115:49	7-21	.333	2-11	.182	5-7	.714	7	11	18	1.1	16	12	13	4	6	21	1.2

Player Averages

Games Played	Minutes/ game	Points/ game	FG Pct	3FG Pct	FT Pct	Rebounds/ game	Assists/ game	Turnovers/ game	Assist/Turnover ratio	Steals/ game	Blocks/ game
17	6.8	1.2	33.3	18.2	71.4	1.1	0.7	0.8	0.9	0.4	0.2

CAREER STATS

BROWN, Macy

				Field Goals		3-Point		F-Throws		Rebounds								Scoring			
SEASON	TEAM	GP-GS	MIN	AVG	FG-FGA	FG%	3FG-3FGA	3FG%	FT-FTA	FT%	OFF	DEF	TOT	AVG	PF-FO	A	TO	BLK	STL	PTS	AVG
2023-24	Mich	17-0	116	6.8	7-21	.333	2-11	.182	5-7	.714	7	11	18	1.1	16-0	12	13	4	6	21	1.2
TOTAL		17-0	116	6.8	7-21	.333	2-11	.182	5-7	.714	7	11	18	1.1	16-0	12	13	4	6	21	1.2

Single Game Highs

Statistic	Value	
Points	12	vs SIUE 11/29/23
Rebounds	4	vs SIUE 11/29/23, vs Florida A&M 12/22/23
Assists	4	vs Purdue Fort Wayne 11/06/23
Steals	3	vs SIUE 11/29/23
Blocks	2	vs Oakland 11/14/23
FG Made	5	vs SIUE 11/29/23
FG Attempts	6	vs SIUE 11/29/23
3FG Made	2	vs SIUE 11/29/23
3FG Attempts	3	vs SIUE 11/29/23
FT Made	4	vs Florida A&M 12/22/23
FT Attempts	4	vs Florida A&M 12/22/23

2023-24 WOLVERINES



#5 Laila Phelia
Junior
Guard
Cincinnati, Ohio
Mount Notre Dame

Junior (2023-24)

- Preseason All-Big Ten, Ann Meyers Drysdale Award Watch List, Wooden Award Watch List, Naismith Award Watch List
- Named to Battle 4 Atlantis All-Tournament Team
- Became the 31st Wolverine to reach 1,000 career points
- Started 25 games, reaching double figures 21 times with eight 20-point games
- Scored a career-best 26 points to go with four rebounds and two steals against No. 17 Ohio State (Dec. 30)
- Went for 25 points against Purdue Fort Wayne (Nov. 6)

Sophomore (2022-23)

- Earned second varsity letter
- Named to the All-Big Ten second team by the coaches and media
- Appeared in 26 games with 24 starts, reaching double figures 23 times with 11 20-point games
- Averaged 16.7 points and 4.2 rebounds in 33.1 minutes per game
- Returned to Michigan's lineup at the Big Ten Tournament (March 2-3) after missing the entire month of February with an injury
- Named to Gulf Coast Showcase All-Tournament Team
- Turned in 20 points and four rebounds against LSU in the NCAA Tournament (March 19)
- Had a game-high 24 points with six boards against Penn State (Jan. 3)
- Recorded 20 points, including 11 in the first quarter, against No. 6 North Carolina (Dec. 20)
- Had 20 points, including a three-pointer with 48 seconds remaining to break a tie, in Michigan's win over No. 21 Baylor (Nov. 27)
- Scored 25 points on 11-for-15 shooting against Western Michigan (Nov. 16)

Freshman (2021-22)

- Earned first varsity letter
- Named to the Big Ten All-Freshman Team by both the coaches and media
- Named USWBA National Freshman of the Week (Dec. 20)
- Two-time Big Ten Freshman of the Week
- Appeared in 29 games, starting 14 times while averaging 8.8 points, 2.8 rebounds and 0.8 assists in 22.9 minutes per game
- Recorded 11 double-figure scoring efforts
- Turned in 14 points, including the game-winning layup, in Michigan's Sweet 16 win over South Dakota (March 26)
- Had 19 points and two steals against Nebraska (March 4)
- In her first start in nearly two months, turned in 24 points along with four boards and three assists against Iowa (Feb. 6)

USA Basketball

- Won a silver medal at the 2023 AmeriCup as part of USA Basketball

Prep

- Mount Notre Dame (2021)
- Won a pair of state titles at Mount Notre Dame (2019, 2021), ending her high school career on a 72-game winning streak
- As a senior, averaged 16.4 points, 3.1 rebounds and 1.8 steals per game
- As a junior, helped Mount Notre Dame to a perfect 28-0 record, regional championship and a No. 3 national ranking from ESPN before the season was cut short
- Four-time Girls Greater Catholic League first-team selection
- In the 2019 state championship game, nearly turned in a double-double with 10 points and seven rebounds as the Cougars won their seventh state title in program history
- Ranked No. 28 by ESPN, No. 31 from Blue Star, No. 54 by ASGR and No. 57 by Prospects Nation
- McDonald's All-America Game nominee
- Played AAU for the Cincinnati Angels

Personal

- Father, Greg, played basketball at Northern Kentucky (1989-93) and ranks 17th in program history with 1,310 points
- Enrolled in the College of Literature, Science and the Arts

2023-24 GAME-BY-GAME

#5 PHELIA, Laila

Opponent	Date	GS	MIN	Total		3-Pointers		Free throws		Rebounds				PF	A	TO	BLK	STL	PTS	AVG
				FG-FGA	PCT	3FG-3FGA	PCT	FT-FTA	PCT	OFF	DEF	TOT	AVG							
Purdue Fort Wayne	11/06/2023	*	35:45	10-25	.400	3-10	.300	2-2	1.000	4	3	7	7.0	0	2	1	0	2	25	25.0
Oakland	11/14/2023	*	27:58	5-12	.417	0-3	.000	0-0	.000	1	0	1	4.0	2	0	0	3	0	10	17.5
vs Middle Tenn.	11/18/2023	*	36:44	6-12	.500	1-3	.333	7-7	1.000	2	3	5	4.3	0	2	0	1	2	20	18.3
vs South Dakota	11/19/2023	*	35:11	5-21	.238	1-4	.250	2-3	.667	0	1	1	3.5	3	2	0	1	2	13	17.0
vs Ole Miss	11/20/2023	*	38:09	4-18	.222	2-8	.250	11-12	.917	2	1	3	3.4	1	2	2	1	0	21	17.8
Eastern Mich.	11/24/2023	*	30:07	6-12	.500	2-4	.500	1-2	.500	2	5	7	4.0	0	1	1	1	4	15	17.3
SIUE	11/29/2023	*	16:44	1-6	.167	0-2	.000	2-4	.500	0	4	4	4.0	4	2	2	0	0	4	15.4
at Harvard	12/02/2023	*	28:32	3-11	.273	0-1	.000	9-11	.818	2	2	4	4.0	4	0	7	0	2	15	15.4
at Toledo	12/06/2023	*	36:20	7-16	.438	1-4	.250	1-1	1.000	0	0	0	3.6	3	0	4	0	1	16	15.4
at Illinois	12/10/2023	*	32:13	6-13	.462	2-6	.333	0-0	.000	0	3	3	3.5	0	2	0	0	0	14	15.3
Miami (OH)	12/16/2023	*	35:44	3-8	.375	3-5	.600	0-0	.000	2	4	6	3.7	0	3	4	0	1	9	14.7
vs Florida	12/20/2023	*	36:53	6-17	.353	2-6	.333	3-4	.750	1	1	2	3.6	0	2	0	0	1	17	14.9
Florida A&M	12/22/2023	*	23:33	2-9	.222	1-3	.333	2-3	.667	1	0	1	3.4	3	5	3	0	1	7	14.3
Ohio St.	12/30/2023	*	40:00	10-22	.455	2-4	.500	4-7	.571	1	3	4	3.4	1	0	1	0	2	26	15.1
at Indiana	01/04/2024	*	36:13	8-19	.421	0-2	.000	7-10	.700	0	4	4	3.5	0	1	0	1	2	23	15.7
Minnesota	01/09/2024	*	37:22	5-14	.357	1-3	.333	5-5	1.000	2	1	3	3.4	1	1	3	2	1	16	15.7
Wisconsin	01/13/2024	*	33:25	7-9	.778	1-2	.500	2-2	1.000	1	2	3	3.4	3	2	1	0	1	17	15.8
at Nebraska	01/17/2024	*	33:20	1-8	.125	0-1	.000	6-6	1.000	1	2	3	3.4	3	0	5	0	1	8	15.8
at Rutgers	01/21/2024	*	40:00	8-16	.500	2-3	.667	7-10	.700	2	4	6	3.5	1	1	2	0	1	25	15.8
Maryland	01/24/2024	*	40:30	4-15	.267	0-4	.000	6-8	.750	1	1	2	3.5	1	1	2	0	2	14	15.8
at Michigan St.	01/27/2024	*	25:41	8-11	.727	2-2	1.000	3-3	1.000	1	1	2	3.4	4	0	2	0	0	21	16.0
Illinois	01/31/2024	*	37:52	6-12	.500	1-2	.500	4-4	1.000	0	0	0	3.2	2	2	3	0	1	17	16.0
at Penn St.	02/03/2024	*	39:53	7-11	.636	2-2	1.000	7-9	.778	0	1	1	3.1	1	2	1	0	3	23	16.3
Nebraska	02/06/2024	*	38:09	4-11	.364	0-0	.000	2-5	.400	1	5	6	3.3	1	1	3	0	3	10	16.1
at Iowa	02/15/2024	*	33:09	5-15	.333	0-4	.000	2-2	1.000	1	1	2	3.2	1	2	1	0	1	12	15.9
Totals			25 849:27	137-343	.399	29-88	.330	95-120	.792	28	52	80	3.2	39	35	49	9	34	398	15.9

Player Averages

Games Played	Minutes/game	Points/game	FG Pct	3FG Pct	FT Pct	Rebounds/game	Assists/game	Turnovers/game	Assist/Turnover ratio	Steals/game	Blocks/game
25	34.0	15.9	39.9	33.0	79.2	3.2	1.4	2.0	0.7	1.4	0.4

CAREER STATS

PHELIA, Laila

		Field Goals		3-Point		F-Throws		Rebounds		PF-FO		A		TO		BLK		STL		PTS		AVG	
SEASON	TEAM	GP-GS	MIN/AVG	FG-FGA	FG%	3FG-3FGA	3FG%	FT-FTA	FT%	OFF	DEF	TOT	AVG	PF-FO	A	TO	BLK	STL		PTS	AVG		
2021-22	Mich	29-14	664/22.9	90-240	.375	15-54	.278	60-76	.789	27	53	80	2.8	43-0	24	46	3	23		255	8.8		
2022-23	Mich	26-24	861/33.1	153-350	.437	35-84	.417	92-111	.829	43	65	108	4.2	49-1	37	59	14	37		433	16.7		
2023-24	Mich	25-25	849/34.0	137-343	.399	29-88	.330	95-120	.792	28	52	80	3.2	39-0	35	49	9	34		398	15.9		
TOTAL		80-63	2374/29.7	380-933	.407	79-226	.350	247-307	.805	98	170	268	3.4	131-1	96	154	26	94		1086	13.6		

Single Game Highs

Statistic	Value	
Points	26	vs Ohio St. 12/30/23
Rebounds	11	vs UNLV 03/17/23
Assists	5	at Miami (FL) 12/01/22, vs Florida A&M 12/22/23
Steals	4	vs Toledo 12/08/22, vs Eastern Mich. 11/24/23
Blocks	3	vs Delaware St. 11/09/22, vs Oakland 11/14/23
FG Made	11	vs Western Mich. 11/16/22
FG Attempts	25	vs Purdue Fort Wayne 11/06/23
3FG Made	4	vs Delaware St. 11/09/22
3FG Attempts	10	vs Purdue Fort Wayne 11/06/23
FT Made	11	vs Ole Miss 11/20/23
FT Attempts	12	vs Ole Miss 11/20/23



2023-24 WOLVERINES



#10 Jordan Hobbs
Junior
Guard
Springboro, Ohio
Springboro

Junior (2023-24)

- Started all 26 games, reaching double figures 14 times
- Had 16 points, four rebounds and a career-best eight assists against Rutgers (Feb. 10)
- Went for 15 points, six rebounds and four assists against Maryland (Jan. 24)
- Had a career-best 22 points on 8-for-11 shooting with four rebounds and two steals at Illinois (Dec. 10)
- Went for 12 points on 4-for-5 shooting, four rebounds and three assists against SIUE (Nov. 29)
- Against Purdue Fort Wayne (Nov. 6), turned in 13 points and a career-best eight rebounds

Sophomore (2022-23)

- Earned second varsity letter
- Academic All-Big Ten
- Appeared in 30 games, starting nine times
- Averaged 4.9 points and 1.9 rebounds in 15.1 minutes per game
- Scored a season-best 16 points at Wisconsin (Feb. 26)
- Went for 10 points on 4-for-7 shooting and five boards against Nebraska (Feb. 12)
- Grabbed a career-high eight rebounds to go with three points in second career start at Michigan State (Feb. 5)
- In first career start, had eight points and five boards in 30 minutes against Illinois (Feb. 2)
- Had nine points, two boards, two assists and a block at No. 10 Maryland (Jan. 26)
- Went for seven points in 23 minutes against No. 6 Indiana (Jan. 23)
- Had seven points, two boards and drew two charges against Michigan State (Jan. 14)
- Went for five points, three boards and two assists in 18 minutes at Purdue (Jan. 10)
- Had first double-figure scoring game of her career with 12 points on 5-for-7 shooting against No. 16 Iowa (Jan. 7)

Freshman (2021-22)

- Earned first varsity letter
- Appeared in 19 games off the bench, averaging 1.1 points in 4.9 minutes per game
- Made her first NCAA Tournament appearances against American (March 19) and Villanova (March 21)
- Had an assist against American in the NCAA Tournament
- Recorded a career-best performance of seven points and three rebounds against St. Francis Brooklyn (Nov. 13)
- Made her Michigan debut with three points against IUPUI (Nov. 9)

Prep

- Springboro (2021)
- Honor Roll
- Academic All-Ohio
- Averaged 17.6 points, 7.0 rebounds and 3.0 assists per game as a senior to help Springboro to a district championship
- Shot 42.3 percent from three-point range
- Recorded a game-high 26 points on 10-for-17 shooting with 11 boards in the 2021 district championship game
- Two-time all-state second-team selection
- Two-time first-team All-Southwest Ohio
- Averaged 14.1 points and 5.9 rebounds per game as a junior en route to second-team all-state honors
- Played AAU for the Cincinnati Angels

Personal

- Daughter of Randy and Roni Hobbs
- Birthday is September 8, 2003
- Enrolled in the Ross School of Business, majoring in business administration

2023-24 GAME-BY-GAME

#10 HOBBS, Jordan

Opponent	Date	GS	MIN	Total		3-Pointers		Free throws		Rebounds				PF	A	TO	BLK	STL	PTS	AVG	
				FG-FGA	PCT	3FG-3FGA	PCT	FT-FTA	PCT	OFF	DEF	TOT	AVG								
Purdue Fort Wayne	11/06/2023	*	30:39	5-9	.556	1-3	.333	2-2	1.000	2	6	8	8.0	1	4	1	0	1	13	13.0	
Oakland	11/14/2023	*	25:10	0-4	.000	0-2	.000	4-5	.800	1	3	4	6.0	1	3	1	0	1	4	8.5	
vs Middle Tenn.	11/18/2023	*	17:27	3-7	.429	2-4	.500	0-0	.000	1	2	3	5.0	4	0	1	1	0	8	8.3	
vs South Dakota	11/19/2023	*	31:60	5-9	.556	1-2	.500	0-0	.000	0	2	2	4.3	1	2	0	0	2	11	9.0	
vs Ole Miss	11/20/2023	*	30:43	2-9	.222	2-5	.400	0-0	.000	1	2	3	4.0	1	3	2	0	0	6	8.4	
Eastern Mich.	11/24/2023	*	25:27	3-5	.600	1-1	1.000	0-0	.000	0	3	3	3.8	2	3	1	1	0	7	8.2	
SIUE	11/29/2023	*	16:49	4-5	.800	3-3	1.000	1-1	1.000	1	3	4	3.9	0	3	1	0	0	12	8.7	
at Harvard	12/02/2023	*	17:06	2-5	.400	0-3	.000	4-4	1.000	0	5	5	4.0	3	0	1	1	1	8	8.6	
at Toledo	12/06/2023	*	32:34	2-7	.286	0-3	.000	1-3	.333	0	5	5	4.1	2	1	2	0	0	5	8.2	
at Illinois	12/10/2023	*	25:24	8-11	.727	4-5	.800	2-2	1.000	1	3	4	4.1	0	1	0	0	2	22	9.6	
Miami (OH)	12/16/2023	*	26:57	3-9	.333	0-2	.000	6-7	.857	1	5	6	4.3	2	5	1	0	2	12	9.8	
vs Florida	12/20/2023	*	19:48	2-6	.333	2-3	.667	4-6	.667	0	2	2	4.1	3	2	1	0	1	10	9.8	
Florida A&M	12/22/2023	*	18:03	0-3	.000	0-2	.000	0-0	.000	0	2	2	3.9	4	3	5	0	0	0	9.1	
Ohio St.	12/30/2023	*	35:43	4-6	.667	2-3	.667	1-2	.500	1	5	6	4.1	1	0	2	0	0	11	9.2	
at Indiana	01/04/2024	*	23:07	3-6	.500	0-1	.000	0-0	.000	0	3	3	4.0	3	3	0	0	0	6	9.0	
Minnesota	01/09/2024	*	32:14	5-8	.625	1-3	.333	0-0	.000	0	1	1	3.8	2	3	0	0	0	11	9.1	
Wisconsin	01/13/2024	*	28:08	3-8	.375	1-4	.250	1-2	.500	0	2	2	3.7	2	2	0	0	3	8	9.1	
at Nebraska	01/17/2024	*	29:58	3-9	.333	1-5	.200	1-2	.500	0	4	4	3.7	2	1	2	0	1	8	9.0	
at Rutgers	01/21/2024	*	32:24	2-8	.250	0-5	.000	0-0	.000	2	3	5	3.8	1	1	2	0	0	4	8.7	
Maryland	01/24/2024	*	31:57	5-12	.417	4-8	.500	1-2	.500	0	6	6	3.9	4	4	3	0	1	15	9.1	
at Michigan St.	01/27/2024	*	30:57	2-9	.222	1-3	.333	6-6	1.000	0	5	5	4.0	1	5	1	1	0	11	9.1	
Illinois	01/31/2024	*	25:58	1-4	.250	0-0	.000	3-3	1.000	0	2	2	3.9	2	2	1	1	0	5	9.0	
at Penn St.	02/03/2024	*	35:49	4-9	.444	1-2	.500	1-1	1.000	0	5	5	3.9	3	5	3	0	2	10	9.0	
Nebraska	02/06/2024	*	32:14	6-14	.429	1-6	.167	3-3	1.000	1	1	2	3.8	2	4	0	0	0	16	9.3	
Rutgers	02/10/2024	*	32:51	6-8	.750	4-5	.800	0-0	.000	0	4	4	3.8	2	8	3	0	1	16	9.6	
at Iowa	02/15/2024	*	34:25	6-11	.545	1-3	.333	3-4	.750	0	5	5	3.9	3	1	1	2	0	16	9.8	
Totals			26	723:52	89-201	.443	33-86	.384	44-55	.800	12	89	101	3.9	52	69	35	7	18	255	9.8

Player Averages

Games Played	Minutes/game	Points/game	FG Pct	3FG Pct	FT Pct	Rebounds/game	Assists/game	Turnovers/game	Assist/Turnover ratio	Steals/game	Blocks/game
26	27.8	9.8	44.3	38.4	80.0	3.9	2.7	1.3	2.0	0.7	0.3

CAREER STATS

HOBBS, Jordan

		Field Goals				3-Point		F-Throws		Rebounds				Scoring							
SEASON	TEAM	GP-GS	MIN	AVG	FG-FGA	FG%	3FG-3FGA	3FG%	FT-FTA	FT%	OFF	DEF	TOT	AVG	PF-FO	A	TO	BLK	STL	PTS	AVG
2021-22	Mich	19-0		91/4.8	7-24	.292	2-13	.154	4-5	.800	0	5	5	0.3	9-0	1	3	0	3	20	1.1
2022-23	Mich	30-9		454/15.1	50-136	.368	26-75	.347	21-29	.724	4	53	57	1.9	39-1	25	31	3	10	147	4.9
2023-24	Mich	26-26		724/27.8	89-201	.443	33-86	.384	44-55	.800	12	89	101	3.9	52-0	69	35	7	18	255	9.8
TOTAL		75-35	1269	16.9	146-361	.404	61-174	.351	69-89	.775	16	147	163	2.2	100-1	95	69	10	31	422	5.6

Single Game Highs

Statistic	Value
Points	22 at Illinois 12/10/23
Rebounds	8 at Michigan St. 02/05/23, vs Purdue Fort Wayne 11/06/23
Assists	8 vs Rutgers 02/10/24
Steals	3 vs Wisconsin 01/13/24
Blocks	2 at Iowa 02/15/24
FG Made	8 at Illinois 12/10/23
FG Attempts	15 at Wisconsin 02/26/23
3FG Made	4 vs Rutgers 02/10/24, vs Maryland 01/24/24, at Illinois 12/10/23
3FG Attempts	8 vs Maryland 01/24/24
FT Made	6 vs Miami (OH) 12/16/23, at Michigan St. 01/27/24
FT Attempts	7 vs Miami (OH) 12/16/23



2023-24 WOLVERINES



#11 Greta Kampschroeder
Junior
Guard
Naperville, Ill.
Naperville North

2023-24 GAME-BY-GAME

Junior (2023-24)

- Appeared in all 26 games off the bench
- Hit three three-pointers for nine points against Rutgers (Feb. 10)
- Hit a pair of three-pointers at Harvard (Dec. 2) to give Michigan the lead for good, finishing with eight points
- Totaled 12 points on a perfect 4-for-4 showing from three-point range against Eastern Michigan (Nov. 24)
- Tallied nine points on three triples against Oakland (Nov. 14)

Sophomore (2022-23)

- Earned first varsity letter
- Appeared in 30 games, starting five times
- Averaged 3.0 points and 2.5 rebounds in 16.0 minutes per game
- Handed out a career-best six assists against Rutgers (Feb. 23)
- Had eight points, four boards and two assists at Minnesota (Jan. 29)
- Reached double figures for the first time in a Michigan uniform with 11 points on 4-for-6 shooting from the floor against App State (Dec. 17)
- Hit a pair of three-pointers to finish with six points, two boards and two assists against Northwestern (Dec. 4)
- Tied a career high with eight boards against Air Force (Nov. 25)
- Recorded nine points, four assists, three boards and three steals in her Michigan debut against Delaware State (Nov. 9)

Freshman (at Oregon State; 2021-22)

- Pac-12 Freshman honorable mention
- Maui Classic Most Outstanding Player
- Played in all 31 games, starting 25 times
- Averaged 5.2 points and 2.5 rebounds in 20.8 minutes per game
- Scored in double figures five times
- Scored a career-best 16 points to go with seven rebounds against Idaho (Dec. 17)
- In her first career start, had 13 points against CSU Bakersfield (Nov. 20)

Prep

- Naperville North (2021)
- McDonald's All-American - the first in Michigan women's basketball history
- Jordan Brand Classic All-American
- Naismith Under Armour All-America Honorable Mention
- Three-time Naperville Sun Girls Basketball Player of the Year
- Finished her high school career with 1,735 career points – third in school history
- Set the Naperville North record with 853 career rebounds, to go with 267 assists, 273 steals and 75 blocks
- Averaged 17.8 points and 10.0 rebounds per game during her senior campaign
- No. 8 recruit in the nation according to Blue Star Media
- Three-time All-Illinois honoree

#11 KAMPSCHROEDER, Greta

Opponent	Date	GS	MIN	Total		3-Pointers		Free throws		Rebounds				PF	A	TO	BLK	STL	PTS	AVG
				FG-FGA	PCT	3FG-3FGA	PCT	FT-FTA	PCT	OFF	DEF	TOT	AVG							
Purdue Fort Wayne	11/06/2023		08:57	0-3	.000	0-2	.000	0-0	.000	0	0	0	0.0	1	0	1	0	2	0	0.0
Oakland	11/14/2023		12:26	3-5	.600	3-5	.600	0-0	.000	0	1	1	0.5	3	0	1	0	0	9	4.5
vs Middle Tenn.	11/18/2023		04:07	0-2	.000	0-1	.000	0-0	.000	0	1	1	0.7	0	0	0	0	0	0	3.0
vs South Dakota	11/19/2023		02:38	0-1	.000	0-0	.000	0-0	.000	1	0	1	0.8	0	1	0	0	0	0	2.3
vs Ole Miss	11/20/2023		02:44	0-1	.000	0-0	.000	0-0	.000	0	1	1	0.8	0	0	0	0	0	0	1.8
Eastern Mich.	11/24/2023		11:21	4-5	.800	4-4	1.000	0-0	.000	0	0	0	0.7	0	1	2	0	0	12	3.5
SIUE	11/29/2023		19:08	3-9	.333	2-5	.400	0-0	.000	0	0	0	0.6	3	0	1	0	0	8	4.1
at Harvard	12/02/2023		19:29	3-4	.750	2-3	.667	0-0	.000	1	1	2	0.8	1	2	3	0	1	8	4.6
at Toledo	12/06/2023		07:36	0-2	.000	0-1	.000	0-0	.000	0	0	0	0.7	0	1	1	0	0	0	4.1
at Illinois	12/10/2023		16:50	2-5	.400	2-4	.500	0-0	.000	0	3	3	0.9	0	2	0	2	0	6	4.3
Miami (OH)	12/16/2023		14:00	2-3	.667	1-2	.500	1-2	.500	2	2	4	1.2	0	1	1	0	2	6	4.5
vs Florida	12/20/2023		10:50	0-1	.000	0-1	.000	1-2	.500	0	1	1	1.2	0	1	0	0	3	1	4.2
Florida A&M	12/22/2023		18:48	1-7	.143	0-5	.000	0-0	.000	1	2	3	1.3	1	2	1	0	0	2	4.0
Ohio St.	12/30/2023		01:39	0-0	.000	0-0	.000	0-0	.000	0	0	0	1.2	1	0	1	0	0	0	3.7
at Indiana	01/04/2024		08:37	0-0	.000	0-0	.000	0-0	.000	0	0	0	1.1	0	0	0	0	0	0	3.5
Minnesota	01/09/2024		07:34	0-0	.000	0-0	.000	0-0	.000	0	1	1	1.1	1	0	1	0	0	0	3.3
Wisconsin	01/13/2024		10:07	2-4	.500	1-2	.500	0-0	.000	3	1	4	1.3	1	0	0	0	0	5	3.4
at Nebraska	01/17/2024		23:18	1-4	.250	0-2	.000	0-0	.000	0	2	2	1.3	0	1	1	0	1	2	3.3
at Rutgers	01/21/2024		09:36	1-3	.333	0-1	.000	1-2	.500	1	2	3	1.4	1	1	0	0	0	3	3.3
Maryland	01/24/2024		02:19	0-0	.000	0-0	.000	0-0	.000	0	0	0	1.4	0	0	0	0	0	0	3.1
at Michigan St.	01/27/2024		12:18	0-0	.000	0-0	.000	0-0	.000	0	1	1	1.3	0	0	1	0	0	0	3.0
Illinois	01/31/2024		07:23	0-2	.000	0-2	.000	0-0	.000	0	0	0	1.3	1	0	0	0	0	0	2.8
at Penn St.	02/03/2024		02:14	0-1	.000	0-0	.000	0-0	.000	0	1	1	1.3	0	0	0	0	0	0	2.7
Nebraska	02/06/2024		04:25	0-0	.000	0-0	.000	0-0	.000	0	1	1	1.3	0	1	0	0	0	0	2.6
Rutgers	02/10/2024		15:29	3-3	1.000	3-3	1.000	0-0	.000	1	4	5	1.4	2	1	0	0	1	9	2.8
at Iowa	02/15/2024		09:30	0-3	.000	0-3	.000	0-0	.000	0	2	2	1.4	0	0	1	0	0	0	2.7
Totals		0	263:23	25-68	.368	18-46	.391	3-6	.500	10	27	37	1.4	16	15	16	2	10	71	2.7

Player Averages

Games Played	Minutes/game	Points/game	FG Pct	3FG Pct	FT Pct	Rebounds/game	Assists/game	Turnovers/game	Assist/Turnover ratio	Steals/game	Blocks/game
26	10.1	2.7	36.8	39.1	50.0	1.4	0.6	0.6	0.9	0.4	0.1

CAREER STATS

KAMPSCHROEDER, Greta

SEASON	TEAM	GP-GS	MIN/AVG	Field Goals		3-Point		F-Throws		Rebounds				Scoring			
				FG-FGA	FG%	3FG-3FGA	3FG%	FT-FTA	FT%	OFF	DEF	TOT	AVG	PF-FO	A	TO	BLK
2021-22	OSU	31-25	667/21.5	59-174	.339	28-86	.326	16-23	.696	19	57	76	2.5	38-0	37	33	10
2022-23	Mich	30-5	479/16.0	29-100	.290	20-72	.278	12-13	.923	13	61	74	2.5	29-0	47	45	1
2023-24	Mich	26-0	263/10.1	25-68	.368	18-46	.391	3-6	.500	10	27	37	1.4	16-0	15	16	2
TOTAL FOR Mich		56-5	742/13.2	54-168	.321	38-118	.322	15-19	.789	23	88	111	2.0	45-0	62	61	3
TOTAL		87-30	1409/16.2	113-342	.330	66-204	.324	31-42	.738	42	145	187	2.1	83-0	99	94	13

Single Game Highs

Statistic	Value
Points	16 vs Idaho 12/17/21
Rebounds	8 vs Pacific 12/01/21, vs Air Force 11/25/22
Assists	6 vs Rutgers 02/23/23
Steals	5 at Nebraska 12/28/22
Blocks	2 4 times
FG Made	6 vs Idaho 12/17/21
FG Attempts	12 vs Idaho 12/17/21, vs Pacific 12/01/21
3FG Made	4 vs Idaho 12/17/21, vs Eastern Mich. 11/24/23
3FG Attempts	8 vs Delaware St. 11/09/22, vs Saint Francis (PA) 11/11/22
FT Made	4 vs Air Force 11/25/22
FT Attempts	4 at Colorado 02/26/22, vs Long Beach St. 03/17/22, vs Air Force 11/25/22

2023-24 WOLVERINES



#20 Alyssa Crockett
Sophomore
Forward
Westfield, Ind.
Westfield

Sophomore (2023-24)

- Appeared in 22 games off the bench
- Reached double figures for the first time in her career, going for a career-best 16 points on 5-for-8 shooting, five rebounds and three assists against SIUE (Nov. 29)
- Scored eight points with five boards and two assists against Oakland (Nov. 14)
- Played 14 minutes against Purdue Fort Wayne (Nov. 6), going for four boards, two assists and two blocks

Freshman (2022-23)

- Earned first varsity letter
- Appeared in 28 games off the bench
- Turned in a career-high seven points on 3-for-3 shooting to go with three boards and an assist in 15 minutes against Nebraska (Feb. 12)
- Had two points and a rebound in five minutes at Rutgers (Jan. 19)
- Hit a pair of three-pointers in just three minutes of action in Michigan's win over No. 6 North Carolina (Dec. 20)
- Had four points, four rebounds, five assists and three steals against Western Michigan (Nov. 16)
- Stuffed the stat sheet against Saint Francis (Nov. 11), going for three points, four rebounds, six assists and four blocks

Prep

- Westfield (2022)
- Indiana All-Star
- Finalist for Indiana Miss Basketball
- 2022 Supreme 15 All-State senior team
- 2021 IBCA Supreme 15 Underclass Team
- 2021 Hamilton County All-County Team
- Ranked No. 48 by ESPN and a four-star recruit
- McDonald's All-America game nominee
- Named to the Indiana Junior All-Star Team in 2021
- Ranked as the No. 2 senior in the state by Prep Girls Hoops
- Reached the 1,000-point mark early in her senior season
- Averaged 17.2 points, 7.6 rebounds, 2.6 assists, 1.8 steals and 1.5 blocks per game as a junior
- As a sophomore in 2019-20, averaged 14.6 points, 8.4 rebounds, 3.3 assists, 2.0 steals and 1.2 blocks
- Played AAU for Indiana Elite

USA Basketball

- Invited to 2022 U18 Team trials

2023-24 GAME-BY-GAME

#20 CROCKETT, Alyssa

Opponent	Date	GS	MIN	Total		3-Pointers		Free throws		Rebounds			PF	A	TO	BLK	STL	PTS	AVG	
				FG-FGA	PCT	3FG-3FGA	PCT	FT-FTA	PCT	OFF	DEF	TOT								AVG
Purdue Fort Wayne	11/06/2023		13:37	0-0	.000	0-0	.000	2-2	1.000	2	2	4	4.0	1	2	1	2	0	2.0	
Oakland	11/14/2023		13:17	3-8	.375	2-4	.500	0-1	.000	1	4	5	4.5	0	0	0	1	8	5.0	
vs Middle Tenn.	11/18/2023		01:01	0-0	.000	0-0	.000	0-0	.000	0	0	0	3.0	0	0	0	0	0	3.3	
vs South Dakota	11/19/2023		01:51	0-1	.000	0-0	.000	0-0	.000	1	1	2	2.8	0	0	0	0	0	2.5	
vs Ole Miss	11/20/2023		13:54	2-3	.667	0-1	.000	0-0	.000	1	1	2	2.6	0	0	2	1	1	4	2.8
Eastern Mich.	11/24/2023		11:32	0-1	.000	0-0	.000	0-0	.000	0	4	4	2.8	0	3	2	0	1	0	2.3
SIUE	11/29/2023		25:46	5-8	.625	4-6	.667	2-4	.500	0	5	5	3.1	1	3	0	1	1	16	4.3
at Harvard	12/02/2023		08:12	0-1	.000	0-1	.000	0-0	.000	0	1	1	2.9	2	0	0	1	1	0	3.8
at Toledo	12/06/2023		11:09	0-2	.000	0-1	.000	0-0	.000	0	1	1	2.7	1	0	1	1	1	0	3.3
at Illinois	12/10/2023		07:40	1-1	1.000	0-0	.000	0-0	.000	0	1	1	2.5	0	0	0	0	1	2	3.2
Miami (OH)	12/16/2023		08:51	1-2	.500	1-2	.500	0-0	.000	0	1	1	2.4	1	0	2	0	0	3	3.2
vs Florida	12/20/2023		08:51	0-1	.000	0-0	.000	0-0	.000	0	1	1	2.3	0	0	1	0	0	0	2.9
Florida A&M	12/22/2023		10:29	1-1	1.000	0-0	.000	0-0	.000	0	1	1	2.2	1	2	1	0	2	2	2.8
at Indiana	01/04/2024		05:06	0-1	.000	0-1	.000	0-2	.000	0	1	1	2.1	0	2	0	0	0	0	2.6
Minnesota	01/09/2024		00:49	0-0	.000	0-0	.000	0-0	.000	0	0	0	1.9	0	0	0	0	0	0	2.5
Wisconsin	01/13/2024		05:08	1-1	1.000	1-1	1.000	0-0	.000	0	0	0	1.8	0	1	0	0	1	3	2.5
at Nebraska	01/17/2024		01:12	0-1	.000	0-0	.000	0-0	.000	0	0	0	1.7	0	0	2	0	0	0	2.4
Maryland	01/24/2024		01:15	0-0	.000	0-0	.000	0-0	.000	0	0	0	1.6	0	0	0	0	0	0	2.2
at Michigan St.	01/27/2024		07:32	0-0	.000	0-0	.000	0-0	.000	2	0	2	1.6	2	1	1	0	0	0	2.1
Illinois	01/31/2024		10:24	0-1	.000	0-1	.000	0-0	.000	0	0	0	1.6	1	1	1	0	1	0	2.0
Rutgers	02/10/2024		08:52	0-3	.000	0-1	.000	0-0	.000	0	0	0	1.5	2	1	0	0	0	0	1.9
at Iowa	02/15/2024		09:28	1-5	.200	0-2	.000	0-0	.000	1	1	2	1.5	0	2	2	0	0	2	1.9
Totals		0	185:56	15-41	.366	8-21	.381	4-9	.444	8	25	33	1.5	12	18	16	7	11	42	1.9

Player Averages

Games Played	Minutes/ game	Points/ game	FG Pct	3FG Pct	FT Pct	Rebounds/ game	Assists/ game	Turnovers/ game	Assist/Turnover ratio	Steals/ game	Blocks/ game
22	8.5	1.9	36.6	38.1	44.4	1.5	0.8	0.7	1.1	0.5	0.3

CAREER STATS

CROCKETT, Alyssa

				Field Goals		3-Point		F-Throws		Rebounds			Scoring								
SEASON	TEAM	GP-GS	MIN	AVG	FG-FGA	FG%	3FG-3FGA	3FG%	FT-FTA	FT%	OFF	DEF	TOT	AVG	PF-FO	A	TO	BLK	STL	PTS	AVG
2022-23	Mich	28-0	230	8/2	20-44	.455	5-18	.278	3-6	.500	8	26	34	1.2	26-0	19	17	8	16	48	1.7
2023-24	Mich	22-0	186	8.5	15-41	.366	8-21	.381	4-9	.444	8	25	33	1.5	12-0	18	16	7	11	42	1.9
TOTAL		50-0	416	8.3	35-85	.412	13-39	.333	7-15	.467	16	51	67	1.3	38-0	37	33	15	27	90	1.8

Single Game Highs

Statistic	Value	
Points	16	vs SIUE 11/29/23
Rebounds	8	vs Delaware St. 11/09/22
Assists	6	vs Saint Francis (PA) 11/11/22
Steals	3	vs Western Mich. 11/16/22
Blocks	4	vs Saint Francis (PA) 11/11/22
FG Made	5	vs SIUE 11/29/23
FG Attempts	8	vs Oakland 11/14/23, vs SIUE 11/29/23
3FG Made	4	vs SIUE 11/29/23
3FG Attempts	6	vs SIUE 11/29/23
FT Made	2	vs Delaware St. 11/09/22, vs Purdue Fort Wayne 11/06/23, vs SIUE 11/29/23
FT Attempts	4	vs SIUE 11/29/23



2023-24 WOLVERINES



#21 Taylor Woodson
Freshman
Guard/Forward
Minnetonka, Minn.
Hopkins

2023-24 GAME-BY-GAME

Freshman (2023-24)

- Appeared in 25 games off the bench
- Had a career-best 13 points on 5-for-6 shooting with four rebounds and two assists at No. 4 Iowa (Feb. 15)
- Went for five points, two boards and an assist at Rutgers (Jan. 21)
- Had six points on 3-for-4 shooting in 17 minutes off the bench at No. 14 Indiana (Jan. 4)
- Scored eight points on 4-for-6 shooting against SIUE (Nov. 29)
- Grabbed a career-best five rebounds against Eastern Michigan (Nov. 24)
- Made career debut against Purdue Fort Wayne (Nov. 6), going for two points, an assist and a block in 12 minutes

Prep

- Hopkins (2023)
- Played on the varsity team since her seventh grade year
- Part of two state championship teams
- Helped Hopkins to a 28-3 record as a senior and a Lake Conference title
- Earned 2023 Class AAAA All-State honors and 2023 All-Lake Conference
- Averaged 18.7 points per game as a senior
- Helped the Royals to the 2022 title, going for 16 points and 13 rebounds during the championship game
- As a junior, averaged 14.8 points per game
- Averaged 16.3 points per game as a sophomore, scoring in double figures in 13 of 15 games and topping the 20-point mark six times
- Ranked No. 59 by ESPN as a four-star recruit
- Played AAU for North Tartan

Personal

- Father, Johnny, played football at Minnesota

#21 WOODSON, Taylor

Opponent	Date	GS	MIN	Total		3-Pointers		Free throws		Rebounds				PF	A	TO	BLK	STL	PTS	AVG
				FG-FGA	PCT	3FG-3FGA	PCT	FT-FTA	PCT	OFF	DEF	TOT	AVG							
Purdue Fort Wayne	11/06/2023		12:08	1-2	.500	0-0	.000	0-2	.000	0	0	0	0.0	1	1	1	0	2	2.0	
Oakland	11/14/2023		15:55	2-6	.333	0-1	.000	0-2	.000	3	2	5	2.5	1	4	0	0	4	3.0	
vs Middle Tenn.	11/18/2023		02:24	0-0	.000	0-0	.000	0-0	.000	0	0	0	1.7	1	0	1	0	0	2.0	
vs South Dakota	11/19/2023		01:01	0-0	.000	0-0	.000	0-0	.000	0	0	0	1.3	0	0	0	0	0	1.5	
vs Ole Miss	11/20/2023		01:07	0-0	.000	0-0	.000	0-0	.000	0	0	0	1.0	0	0	0	0	0	1.2	
Eastern Mich.	11/24/2023		12:12	0-0	.000	0-0	.000	2-2	1.000	1	4	5	1.7	0	0	1	0	2	1.3	
SIUE	11/29/2023		16:57	4-6	.667	0-0	.000	0-0	.000	1	2	3	1.9	4	3	0	0	8	2.3	
at Harvard	12/02/2023		04:57	0-1	.000	0-0	.000	0-0	.000	0	0	0	1.6	0	0	0	0	0	2.0	
at Toledo	12/06/2023		02:33	0-0	.000	0-0	.000	0-0	.000	0	0	0	1.4	0	0	0	0	0	1.8	
at Illinois	12/10/2023		04:52	0-0	.000	0-0	.000	0-0	.000	0	0	0	1.3	0	1	0	0	0	1.6	
Miami (OH)	12/16/2023		12:28	1-2	.500	0-0	.000	0-0	.000	0	0	0	1.2	1	2	1	0	2	2.16	
vs Florida	12/20/2023		06:47	1-1	1.000	0-0	.000	0-0	.000	0	1	1	1.2	3	0	0	0	2	1.7	
Florida A&M	12/22/2023		11:55	1-1	1.000	0-0	.000	2-4	.500	0	1	1	1.2	3	1	0	0	2	4.18	
at Indiana	01/04/2024		16:43	3-4	.750	0-0	.000	0-0	.000	0	1	1	2	1.2	2	0	1	0	1	6.21
Minnesota	01/09/2024		15:56	1-4	.250	0-0	.000	1-2	.500	1	3	4	1.4	2	0	0	0	0	3.22	
Wisconsin	01/13/2024		19:22	1-6	.167	0-0	.000	1-6	.167	2	3	5	1.6	1	1	0	0	3	3.23	
at Nebraska	01/17/2024		08:39	0-2	.000	0-0	.000	0-0	.000	0	1	1	1.6	1	0	0	0	0	2.1	
at Rutgers	01/21/2024		07:00	2-4	.500	0-0	.000	1-2	.500	2	0	2	1.6	0	0	1	0	0	5.23	
Maryland	01/24/2024		12:57	0-0	.000	0-0	.000	1-2	.500	1	1	2	1.6	2	2	0	0	0	1.22	
at Michigan St.	01/27/2024		06:44	0-1	.000	0-0	.000	0-0	.000	0	1	1	1.6	3	0	1	0	0	2.1	
Illinois	01/31/2024		02:30	0-0	.000	0-0	.000	0-0	.000	0	0	0	1.5	2	0	0	0	0	2.0	
at Penn St.	02/03/2024		07:43	0-3	.000	0-0	.000	0-0	.000	2	0	2	1.5	1	0	2	1	1	0	1.9
Nebraska	02/06/2024		03:48	0-0	.000	0-0	.000	0-0	.000	0	1	1	1.5	1	0	1	0	0	0	1.8
Rutgers	02/10/2024		06:47	0-0	.000	0-0	.000	0-0	.000	0	2	2	1.5	0	2	1	0	1	0	1.8
Iowa	02/15/2024		10:56	5-6	.833	0-0	.000	3-3	1.000	2	2	4	1.6	1	2	0	0	0	13.22	
Totals		0	224:21	22-49	.449	0-1	.000	11-25	.440	16	25	41	1.6	30	19	11	2	10	55	2.2

Player Averages

Games Played	Minutes/ game	Points/ game	FG Pct	3FG Pct	FT Pct	Rebounds/ game	Assists/ game	Turnovers/ game	Assist/Turnover ratio	Steals/ game	Blocks/ game
25	9.0	2.2	44.9	0.0	44.0	1.6	0.8	0.4	1.7	0.4	0.1

CAREER STATS

WOODSON, Taylor

			Field Goals		3-Point		F-Throws		Rebounds				Scoring							
SEASON	TEAM	GP-GS	MIN/AVG	FG-FGA	FG%	3FG-3FGA	3FG%	FT-FTA	FT%	OFF	DEF	TOT	AVG	PF-FO	A	TO	BLK	STL	PTS	AVG
2023-24	Mich	25-0	224/9.0	22-49	.449	0-1	.000	11-25	.440	16	25	41	1.6	30-0	19	11	2	10	55	2.2
TOTAL		25-0	224/9.0	22-49	.449	0-1	.000	11-25	.440	16	25	41	1.6	30-0	19	11	2	10	55	2.2

Single Game Highs

Statistic	Value
Points	13 at Iowa 02/15/24
Rebounds	5 vs Wisconsin 01/13/24, vs Oakland 11/14/23, vs Eastern Mich. 11/24/23
Assists	4 vs Oakland 11/14/23
Steals	3 vs Wisconsin 01/13/24
Blocks	1 vs Purdue Fort Wayne 11/06/23, at Penn St. 02/03/24
FG Made	5 at Iowa 02/15/24
FG Attempts	6 4 times
3FG Attempts	1 vs Oakland 11/14/23
FT Made	3 at Iowa 02/15/24
FT Attempts	6 vs Wisconsin 01/13/24



2023-24 WOLVERINES



#22 Chyra Evans
Sophomore
Forward
Newcastle, NSW, Australia
Lake Ginninderra Canberra

2023-24 GAME-BY-GAME

- Sophomore (2023-24)**
- Appeared in 25 games, starting 17 times
 - Reached double figures eight times, including six times in conference play
 - Had 12 points, four rebounds and a career-best six assists at Penn State (Feb. 3)
 - Had a career-high 17 points, eight rebounds and five assists against Maryland (Jan. 24)
 - In first career start, had 10 points, four boards and an assist at Illinois (Dec. 10)
 - Had nine points, five boards and three blocks against SIUE (Nov. 29)
 - Scored 15 points on 7-for-8 shooting with two boards and two assists against Eastern Michigan (Nov. 24)
 - Reached double figures for the first time in her career with 10 points and four rebounds against Middle Tennessee (Nov. 18)
 - Made season debut against Oakland (Nov. 14), recording eight points, five boards and five assists in 12 minutes

- Freshman (2022-23)**
- Earned first varsity letter
 - Appeared in 23 games off the bench, averaging 2.2 points and 2.3 rebounds in 9.6 minutes per game
 - Played 19 minutes off the bench against Nebraska (Feb. 12), finishing with six points, three boards and a career-best two steals
 - Had four pivotal points in the third quarter at Michigan State (Feb. 5)
 - Went for seven points, nine boards and four blocks in Michigan's win over No. 6 North Carolina (Dec. 20)
 - Had eight points on 4-for-5 shooting with three boards in 14 minutes against App State
 - Scored six points on 3-for-3 shooting against Toledo (Dec. 8)
 - Played a season-high 15 minutes against Northwestern (Dec. 4), scoring her first career points and finishing a team-high +18
 - Made career debut against Air Force (Nov. 25), blocking two shots

- Prior to Michigan**
- Led New South Wales to an Under 20 Australian Junior Championship gold medal in 2021, averaging 18.8 points and 7.8 rebounds per game
 - Played for the Sydney Uni Flames of the WNBL and Newcastle
 - During 2022, averaged 19.8 points and 12.0 rebounds per game for Newcastle in the inaugural NBL1 East season
 - Played with former Wolverine Nicole Munger (2016-19) at Newcastle

- Australia Basketball**
- Averaged 6.8 points and 4.2 rebounds in 18.7 minutes per game at the FIBA U19 World Championships (2021), helping Australia to the silver medal
 - Won the FIBA U15 Oceania gold medal

- Personal**
- Mother, Chloe Mullaney, played basketball in the WNBL
 - Brother, Trace, started his NCAA basketball career at Missouri-Kansas City and is now at Seattle Pacific

#22 EVANS, Chyra

Opponent	Date	GS	MIN	Total		3-Pointers		Free throws		Rebounds				PF	A	TO	BLK	STL	PTS	AVG	
				FG-FGA	PCT	3FG-3FGA	PCT	FT-FTA	PCT	OFF	DEF	TOT	AVG								
Oakland	11/14/2023		11:49	4-7	.571	0-0	.000	0-0	.000	3	2	5	5.0	1	2	2	1	0	8	8.0	
vs Middle Tenn.	11/18/2023		25:58	3-9	.333	2-6	.333	2-2	1.000	3	1	4	4.5	0	3	2	0	1	10	9.0	
vs South Dakota	11/19/2023		13:32	0-3	.000	0-2	.000	0-0	.000	1	2	3	4.0	2	1	4	0	2	0	6.0	
vs Ole Miss	11/20/2023		11:55	0-2	.000	0-0	.000	0-0	.000	2	0	2	3.5	1	1	0	0	1	0	4.5	
Eastern Mich.	11/24/2023		14:59	7-8	.875	0-0	.000	1-2	.500	1	1	2	3.2	1	2	2	1	0	15	6.6	
SIUE	11/29/2023		10:39	4-5	.800	0-0	.000	1-1	1.000	0	5	5	3.5	2	1	1	3	0	9	7.0	
at Harvard	12/02/2023		25:36	1-7	.143	0-1	.000	0-0	.000	3	1	4	3.6	1	1	1	0	1	2	6.3	
at Toledo	12/06/2023		07:35	1-2	.500	0-0	.000	1-1	1.000	0	0	0	3.1	3	0	2	0	0	3	5.9	
at Illinois	12/10/2023	*	21:20	4-10	.400	1-2	.500	1-2	.500	2	2	4	3.2	4	1	0	0	0	10	6.3	
Miami (OH)	12/16/2023	*	25:33	3-10	.300	0-2	.000	0-0	.000	7	2	9	3.8	4	0	3	1	1	6	6.3	
vs Florida	12/20/2023	*	19:46	2-6	.333	0-2	.000	0-0	.000	2	0	2	3.6	2	1	2	1	1	4	5.8	
Florida A&M	12/22/2023	*	11:17	1-2	.500	0-0	.000	0-0	.000	0	2	2	3.5	0	0	2	1	1	2	5.1	
Ohio St.	12/30/2023	*	36:08	0-5	.000	0-2	.000	0-2	.000	1	7	8	3.8	3	3	4	1	0	0	5.3	
at Indiana	01/04/2024	*	12:54	0-3	.000	0-1	.000	2-2	1.000	0	0	0	3.6	1	0	0	2	0	2	5.1	
Minnesota	01/09/2024	*	25:39	2-4	.500	0-0	.000	0-0	.000	2	4	6	3.7	2	0	2	0	2	4	5.0	
Wisconsin	01/13/2024	*	21:30	3-8	.375	1-2	.500	0-0	.000	2	1	3	3.7	1	1	0	0	1	7	5.1	
at Nebraska	01/17/2024	*	23:26	3-4	.750	1-2	.500	0-0	.000	2	1	3	3.6	3	2	2	0	3	7	5.2	
at Rutgers	01/21/2024	*	26:04	1-1	1.000	0-0	.000	0-0	.000	0	3	3	3.6	5	1	3	0	1	2	5.1	
Maryland	01/24/2024	*	41:09	6-15	.400	2-3	.667	3-4	.750	5	3	8	3.8	0	5	4	0	1	17	5.7	
at Michigan St.	01/27/2024	*	29:03	4-7	.571	0-0	.000	1-2	.500	1	6	7	4.0	4	3	3	0	0	9	5.9	
Illinois	01/31/2024	*	25:48	4-6	.667	0-1	.000	2-3	.667	2	2	4	4.0	2	2	1	0	1	10	6.0	
at Penn St.	02/03/2024	*	30:15	6-9	.667	0-1	.000	0-3	.000	2	2	4	4.0	3	6	0	0	0	12	6.3	
Nebraska	02/06/2024	*	13:48	1-4	.250	0-1	.000	0-0	.000	2	1	3	4.0	5	2	5	0	0	2	6.1	
Rutgers	02/10/2024	*	28:17	4-6	.667	1-2	.500	2-2	1.000	0	4	4	4.0	2	4	2	0	0	11	6.3	
at Iowa	02/15/2024	*	29:47	5-7	.714	1-2	.500	2-4	.500	4	1	5	4.0	2	2	2	1	0	13	6.6	
Totals			17	543:48	69-150	.460	9-32	.281	18-30	.600	47	53	100	4.0	54	44	49	12	17	165	6.6

Player Averages

Games Played	Minutes/game	Points/game	FG Pct	3FG Pct	FT Pct	Rebounds/game	Assists/game	Turnovers/game	Assist/Turnover ratio	Steals/game	Blocks/game
25	21.8	6.6	46.0	28.1	60.0	4.0	1.8	2.0	0.9	0.7	0.5

CAREER STATS

EVANS, Chyra

SEASON	TEAM	GP-GS	MIN/AVG	Field Goals		3-Point		F-Throws		Rebounds				Scoring						
				FG-FGA	FG%	3FG-3FGA	3FG%	FT-FTA	FT%	OFF	DEF	TOT	AVG	PF-FO	A	TO	BLK	STL	PTS	AVG
2022-23	Mich	23-0	222/9.6	23-53	.434	2-9	.222	2-6	.333	15	39	54	2.3	38-11	11	16	11	5	50	2.2
2023-24	Mich	25-17	544/21.8	69-150	.460	9-32	.281	18-30	.600	47	53	100	4.0	54-2	44	49	12	17	165	6.6
TOTAL		48-17	766/15.9	92-203	.453	11-41	.268	20-36	.556	62	92	154	3.2	92-3	55	65	23	22	215	4.5

Single Game Highs

Statistic	Value
Points	17 vs Maryland 01/24/24
Rebounds	9 vs North Carolina 12/20/22, vs Miami (OH) 12/16/23
Assists	6 at Penn St. 02/03/24
Steals	3 at Nebraska 01/17/24
Blocks	4 vs North Carolina 12/20/22
FG Made	7 vs Eastern Mich. 11/24/23
FG Attempts	15 vs Maryland 01/24/24
3FG Made	2 vs Middle Tenn. 11/18/23, vs Maryland 01/24/24
3FG Attempts	6 vs Middle Tenn. 11/18/23
FT Made	3 vs Maryland 01/24/24
FT Attempts	4 at Iowa 02/15/24, vs Maryland 01/24/24



2023-24 WOLVERINES



#25 Whitney Sollom
Senior
Forward
Hartland, Mich.
Hartland

Senior (2023-24)

- Appeared in 15 games off the bench
- Went for two points, two rebounds and an assist against Rutgers (Feb. 10)
- Had four points and a rebound at Harvard (Dec. 2)
- Had four points and a career-best nine rebounds against SIUE (Nov. 29)
- Scored a career-best six points with three rebounds against Oakland (Nov. 14)
- Saw seven minutes of action against Purdue Fort Wayne (Nov. 6), grabbing five rebounds to go with an assist

Junior (2022-23)

- Earned third varsity letter
- Academic All-Big Ten
- Appeared in two games off the bench
- Made season debut at Minnesota (Jan. 29), scoring two points in two minutes of action

Sophomore (2021-22)

- Saw action in 11 games off the bench, earning second varsity letter
- Academic All-Big Ten
- Had three points and a rebound in seven minutes against Akron (Dec. 5)
- Made season debut against St. Francis Brooklyn (Nov. 13), recording four points, three rebounds, one block and one steal in 12 minutes

Freshman (2020-21)

- Appeared in 10 games off the bench, earning her first varsity letter
- Scored two points at Iowa (Feb. 25)
- Scored a career-best five points to go with a rebound against Illinois (Jan. 10)
- Went for four points and five rebounds with a block at Oakland (Nov. 27)

Prep

- Hartland (2020)
- One of three finalists for Michigan Miss Basketball
- Named to Associated Press all-state first team as a senior (2020)
- Member of the 2020 Michigan Dream Team
- McDonald's All-America game nominee
- Two-time Livingston County Player of the Year (2019, 2020)
- Four-time All-Livingston County first team
- Helped Hartland to 12 championships over four years
- Recorded two triple-doubles (points, rebounds, blocks) during her high school career
- Named to 2020 Honor Roll at Hartland
- Averaged 10.5 ppg and 10.9 rpg as a senior, leading Hartland (23-1) to the regional final game before the remainder of the tournament was canceled
- Reached the 1,000-point mark as a senior, scoring a season-high 18 points in a semifinal win over Linden
- Averaged 10.9 ppg and 8.8 rpg as a junior while recording 67 blocks as a junior
- Four-star recruit and ranked No. 77 in her class by Prospects Nation
- Three-star recruit from ESPN
- Played AAU for the Michigan Mystics

Personal

- Daughter of Ken and Dianne Sollom
- Father, Ken, played football at Michigan and mother, Dianne, played basketball at Michigan State
- Sister, Lauren, plays basketball at Saginaw Valley and brother, Brad, plays football at Concordia
- Birthday is July 9, 2001
- Majoring in general studies

2023-24 GAME-BY-GAME

#25 SOLLUM, Whitney

Opponent	Date	GS	MIN	Total		3-Pointers		Free throws		Rebounds				PF		A	TO	BLK	STL	PTS	AVG
				FG-FGA	PCT	3FG-3FGA	PCT	FT-FTA	PCT	OFF	DEF	TOT	AVG								
Purdue Fort Wayne	11/06/2023		07:22	0-0	.000	0-0	.000	0-0	.000	4	1	5	5.0	0	1	1	0	0	0	0	0.0
Oakland	11/14/2023		08:02	2-3	.667	0-0	.000	2-4	.500	3	0	3	4.0	1	1	1	0	0	0	6	3.0
vs Middle Tenn.	11/18/2023		06:50	0-0	.000	0-0	.000	0-0	.000	1	1	2	3.3	3	0	2	0	0	0	0	2.0
vs South Dakota	11/19/2023		00:47	0-0	.000	0-0	.000	0-0	.000	0	0	0	2.5	0	0	0	0	0	0	0	1.5
Eastern Mich.	11/24/2023		10:43	1-3	.333	0-0	.000	0-0	.000	1	1	2	2.4	1	1	1	0	2	2	1.6	
SIUE	11/29/2023		09:40	2-5	.400	0-0	.000	0-2	.000	5	4	9	3.5	0	2	0	0	0	0	4	2.0
at Harvard	12/02/2023		02:25	2-2	1.000	0-0	.000	0-1	.000	1	0	1	3.1	0	0	2	0	0	0	4	2.3
at Illinois	12/10/2023		02:34	0-1	.000	0-0	.000	0-0	.000	0	1	1	2.9	0	0	1	0	0	0	0	2.0
Miami (OH)	12/16/2023		02:46	0-0	.000	0-0	.000	0-0	.000	1	0	1	2.7	0	0	0	0	0	0	0	1.8
Florida A&M	12/22/2023		05:19	0-0	.000	0-0	.000	0-0	.000	2	0	2	2.6	0	0	0	0	1	0	1.6	
at Indiana	01/04/2024		00:19	0-0	.000	0-0	.000	0-0	.000	0	0	0	2.4	0	0	0	0	0	0	0	1.5
Wisconsin	01/13/2024		03:39	0-1	.000	0-0	.000	0-0	.000	1	0	1	2.3	2	0	1	0	0	0	0	1.3
at Nebraska	01/17/2024		03:24	0-1	.000	0-0	.000	0-0	.000	0	1	1	2.2	0	0	0	0	0	0	0	1.2
at Michigan St.	01/27/2024		01:01	0-0	.000	0-0	.000	0-0	.000	0	0	0	2.0	0	0	0	0	0	0	0	1.1
Rutgers	02/10/2024		05:15	1-1	1.000	0-0	.000	0-0	.000	0	2	2	2.0	2	1	2	0	0	0	2	1.2
Totals			0	70:06	8-17	.471	0-0	.000	2-7	.286	19	11	30	2.0	9	6	11	0	3	18	1.2

Player Averages

Games Played	Minutes/game	Points/game	FG Pct	3FG Pct	FT Pct	Rebounds/game	Assists/game	Turnovers/game	Assist/Turnover ratio	Steals/game	Blocks/game
15	4.7	1.2	47.1	0.0	28.6	2.0	0.4	0.7	0.5	0.2	0.0

CAREER STATS

SOLLUM, Whitney

Season		Team	GP-GS	Min/Avg	Field Goals		3-Point		F-Throws		Rebounds		PF-FO	A	TO	BLK	STL	Scoring		
					FG-FGA	FG%	3FG-3FGA	3FG%	FT-FTA	FT%	OFF	DEF						TOT	AVG	PTS
2020-21	Mich	10-0	35/3.5	6-9	.667	0-0	.000	1-1	1.000	5	9	14	1.4	6-0	2	6	3	0	13	1.3
2021-22	Mich	11-0	35/3.2	4-9	.444	0-0	.000	2-6	.333	7	2	9	0.8	2-0	2	0	1	1	10	0.9
2022-23	Mich	2-0	3/1.3	1-3	.333	0-0	.000	0-0	.000	0	0	0	0.0	0-0	0	0	0	0	2	1.0
2023-24	Mich	15-0	70/4.7	8-17	.471	0-0	.000	2-7	.286	19	11	30	2.0	9-0	6	11	0	3	18	1.2
TOTAL		38-0	143/3.8	19-38	.500	0-0	.000	5-14	.357	31	22	53	1.4	17-0	10	17	4	4	43	1.1

Single Game Highs

Statistic	Value
Points	6 vs Oakland 11/14/23
Rebounds	9 vs SIUE 11/29/23
Assists	2 vs SIUE 11/29/23
Steals	2 vs Eastern Mich. 11/24/23
Blocks	2 vs Butler 12/09/20
FG Made	2 6 times
FG Attempts	5 vs SIUE 11/29/23
FT Made	2 vs Oakland 11/14/23
FT Attempts	4 vs Akron 12/05/21, vs Oakland 11/14/23



2023-24 WOLVERINES



#30 Elise Stuck
Senior
Guard/Forward
Charlevoix, Mich.
Charlevoix

Senior (2023-24)

- Appeared in 25 games, starting three times
- Had four points, three rebounds and an assist at No. 4 Iowa (Feb. 15)
- Had a season-high right points with six rebounds in 15 minutes against SIUE (Nov. 29)
- Went for six points and three rebounds against South Dakota (Nov. 19)
- Started against Purdue Fort Wayne (Nov. 6), recording two points and two rebounds

Junior (2022-23)

- Earned third varsity letter
- Academic All-Big Ten
- Appeared in all 33 games off the bench, averaging 1.9 points and 2.1 rebounds in 10.2 minutes per game
- Scored a career-best 11 points on 5-for-5 shooting in 18 minutes against Penn State in the Big Ten Tournament (March 2)
- Hit a three-pointer to go with four boards and an assist in 15 minutes against Rutgers (Feb. 23)
- Scored five points with a rebound in 11 minutes against Nebraska (Feb. 12)
- Grabbed a career-best nine rebounds against Air Force (Nov. 25)
- Had four points, three rebounds, one steal and one assist against Western Michigan (Nov. 16)

Sophomore (2021-22)

- Played in 26 games, starting twice
- Academic All-Big Ten
- Had four points, an assist and a rebound in three minutes against No. 13 Maryland (Feb. 20)
- Had four points while grabbing seven boards in her first career start at Central Michigan (Nov. 20)
- Grabbed six rebounds while scoring three points against UMass Lowell (Nov. 16)
- Made season debut against St. Francis Brooklyn (Nov. 13), scoring two points with four rebounds

Freshman (2020-21)

- Appeared in 10 games off the bench
- Hit her second triple of the season at Wisconsin (Jan. 14)
- Grabbed four boards in nine minutes against Nebraska (Jan. 7)
- Scored first career points with a left-wing triple at Oakland (Nov. 27)

Prep

- Charlevoix (2020)
- Member of National Honor Society
- Missed majority of her senior season with a knee injury before returning for the final five games where she averaged 12.6 ppg and 6.2 rpg
- All-time leading scorer in Charlevoix history, scoring 1,584 points
- Set a school record by scoring 43 points in a game
- Finished her career with 1,584 points and 823 rebounds
- Averaged 21.3 ppg 10.2 rpg and 3.0 bpg as a junior, her last full season of competition
- Nominated for McDonald's All-America Game
- Named to all-state first team, all-conference first and all-district first team three times (2017, 2018, 2019)
- Three-time member of the Detroit Free Press All-State first team (2017, 2018, 2019)
- Named one of BCAM's Best for three straight seasons
- Recipient of the BCAM Team First Award in 2020
- Four-time Academic All-State
- Played AAU for the Michigan Mystics

Personal

- Daughter of Matt and Erica Stuck
- Father, Matt, played basketball at Oakland and twin brother, Luke, is playing football at Hope College
- Birthday is Dec. 31, 2001
- Enrolled in the School of Kinesiology, majoring in movement science

2023-24 GAME-BY-GAME

#30 STUCK, Elise

Opponent	Date	GS*	MIN	Total		3-Pointers		Free throws		Rebounds				PF	A	TO	BLK	STL	PTS	AVG
				FG-FGA	PCT	3FG-3FGA	PCT	FT-FTA	PCT	OFF	DEF	TOT	AVG							
Purdue Fort Wayne	11/06/2023	*	12:08	1-2	.500	0-0	.000	0-0	.000	1	1	2	2.0	5	0	1	0	0	2	2.0
vs Middle Tenn.	11/18/2023		00:49	0-0	.000	0-0	.000	0-0	.000	0	0	0	1.0	0	0	0	0	0	0	1.0
vs South Dakota	11/19/2023		21:27	3-3	1.000	0-0	.000	0-0	.000	1	2	3	1.7	2	1	0	2	0	6	2.7
vs Ole Miss	11/20/2023		08:02	0-1	.000	0-0	.000	0-0	.000	0	1	1	1.5	3	0	0	0	0	0	2.0
Eastern Mich.	11/24/2023		06:57	2-3	.667	0-0	.000	0-0	.000	0	1	1	1.4	0	1	2	0	0	4	2.4
SIUE	11/29/2023		14:39	3-4	.750	1-1	1.000	1-1	1.000	2	4	6	2.2	2	1	2	1	0	8	3.3
at Harvard	12/02/2023	*	20:17	2-3	.667	0-1	.000	0-0	.000	0	5	5	2.6	2	0	0	1	0	4	3.4
at Toledo	12/06/2023	*	14:14	0-1	.000	0-0	.000	0-0	.000	1	3	4	2.8	0	0	2	0	0	0	3.0
at Illinois	12/10/2023		07:51	2-3	.667	0-1	.000	0-0	.000	0	0	0	2.4	1	0	0	0	0	4	3.1
Miami (OH)	12/16/2023		06:04	1-2	.500	0-0	.000	0-1	.000	0	0	0	2.2	0	0	1	0	0	2	3.0
vs Florida	12/20/2023		05:33	0-0	.000	0-0	.000	0-0	.000	0	1	1	2.1	2	0	1	0	0	0	2.7
Florida A&M	12/22/2023		12:56	2-2	1.000	0-0	.000	2-2	1.000	3	3	6	2.4	1	1	1	1	0	6	3.0
Ohio St.	12/30/2023		06:07	0-0	.000	0-0	.000	0-0	.000	1	0	1	2.3	1	0	0	0	0	0	2.8
at Indiana	01/04/2024		12:24	2-3	.667	0-0	.000	0-0	.000	3	1	4	2.4	4	0	2	0	1	4	2.9
Minnesota	01/09/2024		11:05	0-1	.000	0-1	.000	0-0	.000	1	1	2	2.4	0	1	0	0	0	0	2.7
Wisconsin	01/13/2024		06:57	0-1	.000	0-1	.000	0-0	.000	2	2	4	2.5	1	0	0	0	0	0	2.5
at Nebraska	01/17/2024		13:27	1-4	.250	0-0	.000	0-0	.000	1	0	1	2.4	3	0	0	1	0	2	2.5
at Rutgers	01/21/2024		13:15	0-1	.000	0-0	.000	1-2	.500	2	1	3	2.4	2	1	0	0	0	1	2.4
Maryland	01/24/2024		07:27	1-1	1.000	0-0	.000	0-0	.000	0	2	2	2.4	3	0	1	0	0	2	2.4
at Michigan St.	01/27/2024		11:59	2-3	.667	0-1	.000	0-0	.000	2	1	3	2.5	1	0	1	0	0	4	2.5
Illinois	01/31/2024		04:32	0-0	.000	0-0	.000	0-0	.000	1	1	2	2.4	1	1	0	0	0	0	2.3
at Penn St.	02/03/2024		01:33	0-0	.000	0-0	.000	0-0	.000	0	0	0	2.3	0	0	0	0	0	0	2.2
Nebraska	02/06/2024		10:26	1-2	.500	1-2	.500	0-0	.000	0	1	1	2.3	1	0	0	0	0	3	2.3
Rutgers	02/10/2024		06:11	1-2	.500	0-0	.000	0-0	.000	1	1	2	2.3	0	1	2	0	0	2	2.3
at Iowa	02/15/2024		09:13	2-3	.667	0-1	.000	0-0	.000	2	1	3	2.3	1	1	2	0	0	4	2.3
Totals			3 245:35	26-45	.578	2-9	.222	4-6	.667	24	33	57	2.3	36	9	18	6	1	58	2.3

Player Averages

Games Played	Minutes/game	Points/game	FG Pct	3FG Pct	FT Pct	Rebounds/game	Assists/game	Turnovers/game	Assist/Turnover ratio	Steals/game	Blocks/game
25	9.8	2.3	57.8	22.2	66.7	2.3	0.4	0.7	0.5	0.0	0.2

CAREER STATS

STUCK, Elise

SEASON	TEAM	Field Goals				3-Point		F-Throws		Rebounds				Scoring						
		GP-GS	MIN/AVG	FG-FGA	FG%	3FG-3FGA	3FG%	FT-FTA	FT%	OFF	DEF	TOT	AVG	PF-FO	A	TO	BLK	STL	PTS	AVG
2020-21	Mich	10-0	67/6.7	3-9	.333	2-4	.500	3-4	.750	2	8	10	1.0	2-0	3	4	1	2	11	1.1
2021-22	Mich	26-2	170/6.5	15-24	.625	0-1	.000	11-13	.846	13	33	46	1.8	22-0	11	19	0	3	41	1.6
2022-23	Mich	33-0	336/10.2	26-48	.542	4-7	.571	7-10	.700	22	48	70	2.1	48-1	16	32	3	6	63	1.9
2023-24	Mich	25-3	246/9.8	26-45	.578	2-9	.222	4-6	.667	24	33	57	2.3	36-1	9	18	6	1	58	2.3
TOTAL		94-5	819/8.7	70-126	.556	8-21	.381	25-33	.758	61	122	183	1.9	108-2	39	73	10	12	173	1.8

Single Game Highs

Statistic	Value
Points	11 vs Penn St. 03/02/23
Rebounds	9 vs Air Force 11/25/22
Assists	2 6 times
Steals	1 12 times
Blocks	3 vs UNLV 03/17/23
FG Made	5 vs Penn St. 03/02/23
FG Attempts	5 vs Penn St. 03/02/23
3FG Made	1 8 times
3FG Attempts	2 at Oakland 11/27/20, vs Nebraska 02/06/24
FT Made	3 vs UMass Lowell 11/16/21, at Ohio St. 01/27/22
FT Attempts	4 vs UMass Lowell 11/16/21, at Ohio St. 01/27/22



2023-24 WOLVERINES



#33 Taylor Williams
Graduate Student
Forward
New Baltimore, Mich.
Western Michigan

Will have two seasons of eligibility remaining at Michigan

2023-24

- Appeared in 24 games, starting six times
- Had 13 points on 5-for-7 shooting in 17 minutes against Wisconsin (Jan. 13)
- Went for 10 points and five boards in 11 minutes against Florida A&M (Dec. 22)
- Had 10 points on 4-for-4 shooting at Harvard (Dec. 2)
- Recorded the first double-double of her Michigan career with 19 points and 18 rebounds against South Dakota (Nov. 19)
- Saw 16 minutes of action against Purdue Fort Wayne (Nov. 6), finishing with eight points and seven rebounds

At Western Michigan

- Topped the 1,000-point mark in her final game
- Averaged 13.0 points and 9.1 rebounds for her career
- Totaled 27 double-doubles over her career, leading WMU in rebounding in all three seasons

2022-23 (at Western Michigan)

- All-MAC Defensive Team and All-MAC honorable mention
- Academic All-MAC
- Averaged a career-best 14.7 points per game on 45.8 percent shooting
- Ranked third in the MAC in both rebounding (9.0 rpg) and blocks (1.6 bpg)
- Tallied 10 double-doubles and seven 20-point games

2021-22 (at Western Michigan)

- Academic All-MAC
- Appeared in 28 games, starting 27 times
- Averaged 11.9 points and 8.6 rebounds in 24.1 minutes per game
- Led the team with 45 steals and 29 blocks
- Recorded nine double-doubles on the season
- Scored in double figures 18 times and had 10 games with at least 10 rebounds

2020-21 (at Western Michigan)

- Named to the MAC All-Freshman team and All-MAC honorable mention
- Academic All-MAC
- Started in all 21 games she played, averaging 12.3 points and 9.7 rebounds per game
- Tallied eight double-doubles and two games with at least 20 points.
- Had 30 points and 21 rebounds against Akron (Feb. 10), making her one of just three players nationally to have a 30-point, 20-rebound game that season

2019-20 (at Western Michigan)

Did not see game action

Prep

- Dakota (2019)
- BCAM All-State as a junior and senior
- Helped Dakota to the 2018 district championship
- Set the school single-game rebounding record with 22

Personal

- Mother, Nina, played basketball at Detroit Mercy
- Graduated from Western Michigan with a degree in criminal justice

2023-24 GAME-BY-GAME

#33 WILLIAMS, Taylor

Opponent	Date	GS	MIN	Total		3-Pointers		Free throws		Rebounds			PF		A	TO	BLK	STL	PTS	AVG
				FG-FGA	PCT	3FG-3FGA	PCT	FT-FTA	PCT	OFF	DEF	TOT	AVG							
Purdue Fort Wayne	11/06/2023		15:41	4-8	.500	0-0	.000	0-0	.000	3	4	7	7.0	1	0	2	1	0	8	8.0
Oakland	11/14/2023	*	19:23	3-5	.600	0-0	.000	1-4	.250	1	3	4	5.5	2	2	0	0	1	7	7.5
vs Middle Tenn.	11/18/2023	*	19:40	1-4	.250	0-0	.000	1-2	.500	2	3	5	5.3	5	0	3	0	0	3	6.0
vs South Dakota	11/19/2023	*	28:18	8-14	.571	0-0	.000	3-4	.750	12	6	18	8.5	1	1	1	1	5	19	9.3
vs Ole Miss	11/20/2023	*	22:18	2-9	.222	0-0	.000	1-2	.500	2	2	4	7.6	1	0	2	0	1	5	8.4
Eastern Mich.	11/24/2023	*	16:01	1-6	.167	0-0	.000	0-0	.000	3	1	4	7.0	2	2	0	0	1	2	7.3
SIUE	11/29/2023	*	09:00	2-4	.500	0-0	.000	0-0	.000	0	0	0	6.0	1	1	1	0	0	4	6.9
at Harvard	12/02/2023		11:31	4-4	1.000	0-0	.000	2-2	1.000	1	1	2	5.5	3	0	0	0	0	10	7.3
at Toledo	12/06/2023		17:60	2-4	.500	0-0	.000	0-3	.000	2	4	6	5.6	3	1	3	0	0	4	6.9
at Illinois	12/10/2023		07:19	1-3	.333	0-0	.000	0-0	.000	2	3	5	5.5	0	1	1	0	0	2	6.4
vs Florida	12/20/2023		10:07	2-5	.400	0-0	.000	0-2	.000	5	0	5	5.5	2	0	1	0	0	4	6.2
Florida A&M	12/22/2023		11:11	3-7	.429	0-0	.000	4-5	.800	4	1	5	5.4	1	0	2	0	1	10	6.5
Ohio St.	12/30/2023		06:59	1-1	1.000	0-0	.000	3-4	.750	2	0	2	5.2	1	1	0	0	0	5	6.4
at Indiana	01/04/2024		13:21	0-3	.000	0-0	.000	0-2	.000	1	3	4	5.1	4	0	1	0	0	0	5.9
Minnesota	01/09/2024		06:21	0-1	.000	0-0	.000	1-2	.500	0	1	1	4.8	1	0	0	0	1	1	5.6
Wisconsin	01/13/2024		16:52	5-7	.714	0-0	.000	3-6	.500	1	0	1	4.6	1	2	1	0	2	13	6.1
at Nebraska	01/17/2024		12:19	1-2	.500	0-0	.000	0-2	.000	0	2	2	4.4	1	1	1	0	0	2	5.8
at Rutgers	01/21/2024		03:33	0-1	.000	0-0	.000	0-0	.000	0	0	0	4.2	1	0	0	0	0	0	5.5
Maryland	01/24/2024		01:56	0-0	.000	0-0	.000	0-0	.000	0	0	0	3.9	1	0	1	0	0	0	5.2
at Michigan St.	01/27/2024		07:26	0-1	.000	0-0	.000	0-2	.000	0	2	2	3.9	1	0	0	0	0	0	5.0
Illinois	01/31/2024		03:32	0-0	.000	0-0	.000	0-0	.000	0	0	0	3.7	1	0	1	0	0	0	4.7
at Penn St.	02/03/2024		04:46	0-0	.000	0-0	.000	0-0	.000	0	1	1	3.5	2	0	0	0	0	0	4.5
Nebraska	02/06/2024		02:31	0-1	.000	0-0	.000	0-0	.000	0	0	0	3.4	0	0	0	0	0	0	4.3
Rutgers	02/10/2024		05:10	1-1	1.000	0-0	.000	1-2	.500	1	1	2	3.3	2	1	1	0	1	3	4.3
Totals			6 273:13	41-91	.451	0-0	.000	20-44	.455	42	38	80	3.3	38	13	22	2	13	102	4.3

Player Averages

Games Played	Minutes/game	Points/game	FG Pct	3FG Pct	FT Pct	Rebounds/game	Assists/game	Turnovers/game	Assist/Turnover ratio	Steals/game	Blocks/game
24	11.4	4.3	45.1	0.0	45.5	3.3	0.5	0.9	0.6	0.5	0.1

CAREER STATS

WILLIAMS, Taylor

		Field Goals					3-Point			F-Throws			Rebounds			PF-FO			A			TO			BLK			STL			PTS			Scoring		
SEASON	TEAM	GP-GS	MIN/AVG	FG-FGA	FG%	3FG-3FGA	3FG%	FT-FTA	FT%	OFF	DEF	TOT	AVG	PF	FO	A	TO	BLK	STL	PTS	AVG															
2020-21	WMU	21-21	567/27.0	107-230	.465	7-27	.259	38-83	.458	70	133	203	9.7	62-1	21	61	19	33	259	12.3																
2021-22	WMU	28-27	674/24.1	130-304	.428	8-38	.211	66-122	.541	47	195	242	8.6	72-2	26	63	29	45	334	11.9																
2022-23	WMU	28-26	667/23.8	167-365	.458	5-33	.152	72-145	.497	65	188	253	9.0	75-2	43	88	46	31	411	14.7																
2023-24	Mich	24-6	273/11.4	41-91	.451	0-0	.000	20-44	.455	42	38	80	3.3	38-1	13	22	2	13	102	4.3																
TOTAL FOR Mich		24-6	273/11.4	41-91	.451	0-0	.000	20-44	.455	42	38	80	3.3	38-1	13	22	2	13	102	4.3																
TOTAL		101-80	2181/21.6	445-990	.449	20-98	.204	196-394	.497	224	554	778	7.7	247-6	103	234	96	122	1106	11.0																

Single Game Highs

Statistic	Value	
Points	30	vs Akron 02/10/21
Rebounds	21	vs Akron 02/10/21
Assists	7	vs Akron 02/04/23
Steals	6	vs Miami (OH) 01/20/21
Blocks	6	at Bowling Green 01/26/22
FG Made	14	vs Akron 02/10/21
FG Attempts	23	vs Akron 02/10/21
3FG Made	2	at Eastern Mich. 02/24/21, vs Bowling Green 02/16/22, vs Grace Christian (MI) 11/27/22
3FG Attempts	4	5 times
FT Made	9	vs Eastern Mich. 01/25/23
FT Attempts	15	vs Eastern Mich. 01/25/23



2023-24 WOLVERINES



#44 Cameron Williams
Senior
Forward
Chicago, Ill.
Whitney Young

Senior (2023-24)

- Appeared in all 26 games, scoring in double figures eight times
- Scored a career-best 23 points on 10-for-14 shooting against Rutgers (Feb. 10)
- Had 11 points, including six in overtime, and seven rebounds against Maryland (Jan. 24)
- Recorded the third double-double of her career (second of the season) with a season-high 16 points and 10 rebounds against Wisconsin (Jan. 13)
- Had the second double-double of her career with 12 points and 12 rebounds against Oakland (Nov. 14)
- Turned in 14 points on 7-for-9 shooting and seven rebounds against Purdue Fort Wayne (Nov. 6)

Junior (2022-23)

- Earned third varsity letter
- Academic All-Big Ten
- CSC Academic All-District
- Started all 33 games, scoring in double figures four times
- Averaged 6.4 points and 3.8 rebounds in 17.7 minutes per game
- Shot 56.8 percent from the floor
- Went for eight points and four boards against UNLV (March 17)
- Had seven points and seven rebounds in 19 minutes against Rutgers (Feb. 23)
- Had eight points and four rebounds at Minnesota (Jan. 29)
- Recorded the first double-double of her career with points (18) and rebounds (10) at No. 3 Ohio State (Dec. 31)
- Had 10 points against No. 21 Baylor (Nov. 27)
- Had first double-figure scoring game of her career with 13 points in the season opener against Delaware State (Nov. 9)

Sophomore (2021-22)

- Earned second varsity letter
- Academic All-Big Ten
- Appeared in 30 games off the bench, averaging 2.7 points and 1.4 rebounds in 6.7 minutes per game
- Had eight points and four rebounds in 13 minutes against Iowa (Feb. 6)
- Scored a career-best 10 points against Wisconsin (Jan. 20)
- Turned in six points and five rebounds against Baylor (Dec. 19), playing the whole overtime session
- Scored her first four points of the season against St. Francis Brooklyn (Nov. 13)

Freshman (2020-21)

- Earned first varsity letter
- Appeared in 12 games off the bench, averaging 1.7 points and 1.0 rebounds in 4.2 minutes per game
- Playing in her hometown of Chicago, had three points in seven minutes at No. 15 Northwestern (Jan. 3)
- Scored four points on 2-for-3 shooting against Butler (Dec. 9)
- Scored first career points at Oakland (Nov. 27), going for a career-best nine points and seven rebounds

Prep

- Whitney Young (2020)
- Member of National Honor Society and the Honor Roll
- Five-star recruit from ESPN HoopGurlz, ranked No. 30 in the class
- Won 2019 City Championship en route to MVP honors
- McDonald's All-America game nominee
- Had career bests of 32 points, 17 rebounds and nine blocks during her high school career
- Played AAU for Mac Irvin Fire

Personal

- Daughter of Aaron and Heather Williams
- Father, Aaron, played basketball at Xavier and in the NBA
- Sister, Danyelle, played volleyball at Northwestern and Tulane
- Enrolled in the School of Kinesiology, majoring in sports management
- Birthday is Nov. 15, 2001

2023-24 GAME-BY-GAME

#44 WILLIAMS, Cameron																			
Opponent	Date	GS	MIN	FG-FGA	PCT	3FG-3FGA	PCT	FT-FTA	PCT	OFF	DEF	TOT	AVG	PF	A	TO	BLK	STL	PTS
Purdue Fort Wayne	11/06/2023	*	23:43	7-9	.778	0-0	.000	0-0	.000	2	5	7	7.0	0	0	0	0	1	14
Oakland	11/14/2023	*	20:09	5-8	.625	0-0	.000	2-2	1.000	5	7	12	9.5	2	0	4	0	1	12
vs Middle Tenn.	11/18/2023	*	24:53	3-6	.500	0-0	.000	0-0	.000	2	4	6	8.3	2	1	1	0	1	6
vs South Dakota	11/19/2023	*	10:38	1-2	.500	0-0	.000	0-0	.000	1	1	2	6.8	0	0	2	0	0	2
vs Ole Miss	11/20/2023	*	25:48	2-5	.400	0-0	.000	1-2	.500	4	4	8	7.0	3	0	1	0	0	5
Eastern Mich.	11/24/2023	*	14:18	2-5	.400	0-0	.000	2-2	1.000	3	3	6	6.8	2	0	2	0	1	6
SIUE	11/29/2023	*	10:16	1-1	1.000	0-0	.000	0-0	.000	1	2	3	6.3	0	0	1	1	1	2
at Harvard	12/02/2023	*	11:59	2-2	1.000	0-0	.000	0-0	.000	1	3	4	6.0	1	0	2	0	1	4
at Toledo	12/06/2023	*	23:02	3-7	.429	0-0	.000	0-0	.000	3	1	4	5.8	2	0	3	0	0	6
at Illinois	12/10/2023	*	10:49	2-5	.400	0-0	.000	1-2	.500	4	5	9	6.1	5	0	0	0	0	5
Miami (OH)	12/16/2023	*	07:33	0-1	.000	0-0	.000	0-0	.000	0	2	2	5.7	0	0	1	0	0	0
vs Florida	12/20/2023	*	16:51	2-3	.667	0-0	.000	1-1	1.000	2	4	6	5.8	3	1	1	1	0	5
Florida A&M	12/22/2023	*	13:50	2-4	.500	0-0	.000	0-0	.000	2	3	5	5.7	0	0	0	0	0	4
Ohio St.	12/30/2023	*	02:12	0-0	.000	0-0	.000	0-0	.000	0	0	0	5.3	1	0	1	0	0	0
at Indiana	01/04/2024	*	12:38	3-5	.600	0-0	.000	1-2	.500	3	0	3	5.1	4	1	1	0	0	7
Minnesota	01/09/2024	*	10:10	0-4	.000	0-0	.000	1-2	.500	2	1	3	5.0	2	0	0	0	0	1
Wisconsin	01/13/2024	*	22:31	6-15	.400	0-0	.000	4-4	1.000	8	2	10	5.3	3	1	1	0	0	16
at Nebraska	01/17/2024	*	21:05	1-3	.333	0-0	.000	0-0	.000	3	3	6	5.3	4	1	1	0	0	2
at Rutgers	01/21/2024	*	13:18	1-4	.250	0-0	.000	0-0	.000	0	3	3	5.2	4	0	1	0	1	5
Maryland	01/24/2024	*	24:57	5-10	.500	0-0	.000	1-1	1.000	5	2	7	5.3	4	0	2	0	0	11
at Michigan St.	01/27/2024	*	08:11	1-1	1.000	0-0	.000	0-1	.000	0	1	1	5.1	1	0	2	0	0	2
Illinois	01/31/2024	*	26:27	6-8	.750	0-0	.000	0-0	.000	3	3	6	5.1	2	0	3	0	1	12
at Penn St.	02/03/2024	*	08:12	4-5	.800	0-0	.000	0-0	.000	1	1	2	5.0	5	0	1	0	0	8
Nebraska	02/06/2024	*	24:48	7-11	.636	0-0	.000	0-0	.000	2	3	5	5.0	4	0	2	0	0	14
Rutgers	02/10/2024	*	28:56	10-14	.714	0-0	.000	3-3	1.000	0	3	3	4.9	2	3	2	0	0	23
at Iowa	02/15/2024	*	17:30	3-5	.600	0-0	.000	4-6	.667	0	3	3	4.8	4	2	1	0	1	10
Totals			14	434:44	79-143	.552	0-0	.000	21-28	.750	57	69	126	4.8	60	10	36	2	9
																			179
																			6.9

Player Averages

Games Played	Minutes/game	Points/game	FG Pct	3FG Pct	FT Pct	Rebounds/game	Assists/game	Turnovers/game	Assist/Turnover ratio	Steals/game	Blocks/game
26	16.7	6.9	55.2	0.0	75.0	4.8	0.4	1.4		0.3	0.1

CAREER STATS

WILLIAMS, Cameron																			
SEASON	TEAM	GP-GS	MIN/AVG	Field Goals	FG-FGA	FG%	3FG-3FGA	3FG%	F-Throws	FT-FTA	FT%	OFF	DEF	TOT	AVG	PF-FO	A	TO	BLK
2020-21	Mich	12-0	51/4.2	7-10	.700		0-0	.000	6-9	.667		6	6	12	1.0	13-1	0	9	0
2021-22	Mich	30-0	201/6.7	36-51	.706		0-0	.000	10-13	.769		23	18	41	1.4	39-0	2	22	2
2022-23	Mich	33-33	584/17.7	92-162	.568		0-0	.000	27-35	.771		65	60	125	3.8	72-1	10	52	5
2023-24	Mich	26-14	435/16.7	79-143	.552		0-0	.000	21-28	.750		57	69	126	4.8	60-2	10	36	2
TOTAL		101-47	1271/12.6	214-366	.585		0-0	.000	64-85	.753		151	153	304	3.0	184-4	22	119	9
																			27
																			492

Single Game Highs

Statistic	Value
Points	23 vs Rutgers 02/10/24
Rebounds	12 vs Oakland 11/14/23
Assists	3 vs Rutgers 02/10/24
Steals	3 vs Nebraska 03/04/22
Blocks	2 vs App State 12/17/22
FG Made	10 vs Rutgers 02/10/24
FG Attempts	15 vs Wisconsin 01/13/24
FT Made	5 at Oakland 11/27/20
FT Attempts	6 at Iowa 02/15/24

