

## 2022 MICHIGAN BASEBALL



Michigan Athletic Communications  
Kurt Svoboda ♦ Baseball Contact  
734.615.0331 phone  
kurtks@umich.edu ♦ MGoBlue.com

156 YEARS OF TRADITION

36 BIG TEN TITLES

8 CWS APPEARANCES

2019 NCAA RUNNER-UP

## 2022 SCHEDULE/RESULTS

## MARCH

STATE FARM COLLEGE SHOWDOWN, ARLINGTON, TEXAS

Feb 18, 2022 .....vs Texas Tech .....L .....6-7.  
Feb 19, 2022 .....vs Kansas State .....W .....10-2  
Feb 20, 2022 .....vs Oklahoma .....L .....1-6.

Feb 21, 2022 .....at UT Arlington .....W .....9-7.  
Feb 25, 2022 .....vs Seton Hall .....W .....8-2.  
Feb 26, 2022 .....at FIU .....W .....16-8  
Feb 27, 2022 .....at FIU .....W .....13-9

## MARCH

Mar 01, 2022 .....at Florida Atlantic .....L .....8-9.  
Mar 02, 2022 .....at Florida Atlantic .....W .....20-13

KEITH LECLAIR CLASSIC, GREENVILLE, N.C.

Mar 04, 2022 .....vs Maryland .....W .....7-4.  
Mar 05, 2022 .....at East Carolina .....L .....8-10  
Mar 06, 2022 .....vs Indiana State .....L .....5-6

Mar 11, 2022 .....at Louisville .....L .....3-5.  
Mar 11, 2022 .....at Louisville .....W .....16-7  
Mar 13, 2022 .....at Louisville .....L .....1-13  
Mar 15, 2022 .....at Vanderbilt .....L .....4-5.  
Mar 17, 2022 .....DAYTON .....W .....2-1.  
Mar 18, 2022 .....DAYTON .....W .....18-6  
Mar 20, 2022 .....DAYTON .....W .....4-2.  
Mar 23, 2022 .....at Xavier .....L .....2-8.  
\*Mar 25, 2022 .....at Nebraska .....L .....9-13  
\*Mar 25, 2022 .....at Nebraska .....W .....8-6.  
\*Mar 27, 2022 .....at Nebraska .....W .....6-1.  
Mar 30, 2022 .....OAKLAND .....L .....7-14

## APRIL

\* Apr 02, 2022 .....IOWA .....L .....2-8.  
\* Apr 02, 2022 .....IOWA .....W .....2-0  
\* Apr 03, 2022 .....IOWA .....L .....3-10  
Apr 06, 2022 .....PURDUE FORT WAYNE .....L .....3-6.  
Apr 08, 2022 .....CAL STATE FULLERTON .....W .....2-1.  
Apr 09, 2022 .....CAL STATE FULLERTON .....W .....8-2.  
Apr 10, 2022 .....CAL STATE FULLERTON .....W .....1-10  
Apr 12, 2022 .....at Notre Dame .....L .....5-14  
\* Apr 15, 2022 .....at Michigan State .....W .....18-6  
\* Apr 16, 2022 .....at Michigan State .....W .....8-2.  
\* Apr 17, 2022 .....at Michigan State .....W .....6-3  
\* Apr 22, 2022 .....OHIO STATE .....W .....9-8.  
\* Apr 23, 2022 .....OHIO STATE .....W .....16-13  
\* Apr 24, 2022 .....OHIO STATE .....L .....5-6.  
\* Apr 29, 2022 .....at Purdue .....L .....4-18

## MAY

\* May 01, 2022 .....at Purdue .....L .....4-12  
\* May 01, 2022 .....at Purdue .....W .....13-2  
\* May 06, 2022 .....INDIANA .....W .....8-4.  
\* May 07, 2022 .....INDIANA .....L .....5-9.  
\* May 08, 2022 .....INDIANA .....L .....8-10  
May 10, 2022 .....XAVIER .....L .....3-10  
May 11, 2022 .....WRIGHT STATE .....W .....21-9  
\* May 13, 2022 .....at Maryland .....L .....7-8.  
\* May 14, 2022 .....at Maryland .....L .....6-20  
\* May 15, 2022 .....at Maryland .....L .....10-15  
May 17, 2022 .....MICHIGAN STATE .....W .....11-8  
\* May 19, 2022 .....RUTGERS .....W .....9-6.  
\* May 20, 2022 .....RUTGERS .....W .....9-7.  
\* May 21, 2022 .....RUTGERS .....L .....12-18

BIG TEN CONFERENCE TOURNAMENT, OMAHA, NEB.

May 26, 2022 .....vs #4 Illinois .....W .....7-5  
May 27, 2022 .....vs #1 Maryland .....W .....15-8  
May 28, 2022 .....vs #3 Iowa .....L .....7-3  
May 29, 2022 .....vs #3 Iowa .....W .....13-1  
May 29, 2022 .....vs #2 Rutgers .....W .....10-4

NCAA BASEBALL CHAMPIONSHIP, LOUISVILLE, KY. REGIONAL

June 3, 2022 .....vs #2 Oregon .....7 p.m. (ESPN+)  
June 4, 2022 .....vs Louisville. SEMO .....TBD  
June 5, 2022 .....vs TBD .....TBD  
June 6, 2022 .....vs TBD .....TBD

## LOUISVILLE REGIONAL | LOUISVILLE, KY.

## GAME 59

## MICHIGAN vs. OREGON

Friday, June 3 - 7 p.m. (ESPN+)

Jim Patterson Stadium (Louisville, Ky.)

Live Stats: [www.ncaa.com/scoreboard](http://www.ncaa.com/scoreboard)

## ALL-TIME HISTORY vs. REGIONAL FIELD

vs. Oregon: 1st meeting

vs. Southeast Missouri State: 1st meeting

vs. Louisville: UL leads, 6-1

2/26/2010.....vs. Louisville .....L .....0-2 3/11/2022.....at Louisville.....L .....3-5  
2/18/2011.....vs. Louisville .....L .....3-6 3/13/2022.....at Louisville.....W .....16-7  
(NCAA Regional) 3/13/2022.....at Louisville.....L .....1-13  
5/30/2015.....at Louisville.....L .....3-4  
5/31/2015.....at Louisville.....L .....4-13

## WOLVERINE BITES

• Needing to win at least one of its last three regular season games against a Rutgers team that entered the final weekend tied atop the Big Ten Conference standings, Michigan won two games against the Scarlet Knights to secure the No. 5-seed in the conference tournament. There, U-M proceeded to play five games in four days, winning four games against each of the top four seeds to win its 10th tournament title (Full B1G Tourny Recap Next Page).

## IN LOUISVILLE

While Michigan has not played against Oregon or Southeast Missouri State and has a limited history with Louisville, the Wolverines are familiar with Jim Patterson Stadium.

In 2015, Michigan played in the Louisville Regional, posting a 2-2 record.

Earlier in 2022, Michigan played a three-game set against UL in a series affected by bitter cold and a snowstorm that postponed the second game of the series for over a day.

Clark Elliott batted .455 in that series with a .600 OBP, while Joe Stewart (.400, 5.33 OBP) also played well. Junior LHP Connor O'Halloran struck out eight Cardinal batters in 4.0 innings of work during the shortened snow game.

## OVER THE LAST 12 GAMES

Michigan hitters have put up some impressive numbers over the past 12 games:

• Matt Frey has 17 hits in his last 35 at bats (.486) with a .6363 OBP and 14 RBI.

• Jimmy Obertop (.348) has a team-best 18 RBI in the stretch and has collected at least one hit and one RBI in 11 consecutive games.

• Riley Bertram has a .985 OPS with eight doubles. He has hit safely in 10 of those games.

• Joe Stewart has 10 extra base hits, 13 RBI, eight stolen bases and has scored 20 runs.

• Clark Elliott has six home runs, an .833 slugging percentage, 17 RBI from the leadoff spot, a .524 OBP on the strength of 20 walks and eight stolen bases. Those six homers have come in the past 35 at bats.

## HOME RUN PROWESS

• Michigan's home run prowess has been on display in a variety of ways this season. In addition to Thursday's display vs. Illinois in the B1G opener, Michigan connected for four consecutive home runs (Frey, Obertop, Burton, Flores) at Nebraska.

• Two players, Clark Elliott (vs. MSU) and Joe Stewart


## PROBABLE WOLVERINE STARTERS

## Pos. No. Player

C #8 Jimmy Obertop (R/R, 6-1, Jr.)  
1B #7 Jake Marti (S/R, 6-4, Jr.)  
2B #3 Ted Burton (R/R, 6-2, Jr.)  
SS #12 Riley Bertram (S/R, 5-11, Sr.)  
3B #24 Matt Frey (L/R, 6-0, Gr.)  
LF #26 Joey Velazquez (L/L, 6-0, Jr.)  
CF #5 Joe Stewart (R/R, 6-4, Gr.)  
RF #13 Clark Elliott (L/R, 5-10, Jr.)  
DH #22 Tito Flores (R/R, 5-10, Jr.)

## Probable Starting Pitchers

#37 Chase Allen (R/R, 6-6, So.)  
#55 Cameron Weston (R/R, 5-11, Jr.)  
#39 Connor O'Halloran (L/L, 6-2, So.)



CONNOR O'HALLORAN  
MISSISSAUGA, ONT.



CAMERON WESTON  
CANONSBURG, PA.



CHASE ALLEN  
LITTLETON, COLO.

**MICHIGAN QUICK FACTS**

Name.....	University of Michigan
Nickname.....	Wolverines
City/Zip.....	Ann Arbor, MI, 48109
Founded.....	1817
Enrollment.....	46,710 (Fall 2019)
School colors.....	Maize and Blue (PMS 282, 7406)
Fight Song.....	"The Victors"
Conference.....	Big Ten
President.....	Mary Sue Coleman
Athletics Director.....	Warde Manuel

**MICHIGAN HISTORY**

First Year of Baseball.....	1866
All-Time Record.....	3,031-1,783-39 (.626)
Years in NCAA Tournament/Last.....	24/2019
Big Ten Championships/Last.....	35/2008
Big Ten Championships.....	35
NCAA Championships.....	2 (1953, 1962)
NCAA Regional appearances.....	24
NCAA Super Regional appearances.....	2
CWS appearances.....	8

**HOME FIELD ADVANTAGE**

Home Field.....	Wilpon Complex/Ray Fisher Stadium
Surface.....	FieldTurf
Capacity.....	3,500
Dimensions.....	312-395-320

**THEN AND NOW**

2020 Overall Record.....	8-7
2020 Conference Record / Finish.....	Covid
Highest national ranking.....	#1 (week 2)

**COACHING AND SUPPORT STAFF**

Head Coach.....	Erik Bakich / 10th Year
Alma Mater, Year.....	East Carolina, '00
Career Record / Years.....	395-337-1 (.539) / 13
Record at Michigan / Years.....	325-214-1 (.603) / 10
Big Ten Record / Years.....	140-93 (.612) / 10
Assistant Coach.....	Nick Schnabel (Infielders) / 10th Year
Assistant Coach.....	Steve Merriman (Pitchers) / 2nd Year*
Volunteer Assistant.....	Brandon Inge / 1nd Year
Director of Operations.....	Hunter Satterthwaite / 1st Year
Dir. of Player Development.....	Jeremy Kelch / 7th Year
Strength/Conditioning Coach.....	Jason Cole
Athletic Trainer.....	Kim Hill

\* - Merriman is in his 3rd stint as a U-M assistant coach

**2022 BIG TEN FINISHES**

	Big Ten	Overall
Maryland.....	18-5	44-10 .815
Rutgers.....	17-7	41-14 .745
Iowa.....	17-7	32-16 .667
Illinois.....	17-7	30-20 .600
Michigan.....	12-12	28-25 .528
Penn State.....	11-13	25-27 .481
Purdue.....	9-12	29-19 .604
Indiana.....	10-14	25-30 .455
Northwestern.....	10-14	23-27 .460
Nebraska.....	10-14	23-30 .434
Ohio State.....	8-14	21-30 .412
Michigan State.....	8-16	24-30 .444
Minnesota.....	6-18	16-36 .308

(vs. Ohio State), have had three home run games.

• Four different players have hit a combined six grand slams this season (Stewart, Elliott, Burton, Flores) with Joe Stewart hitting two in the same game and Burton hitting two this season.

**PLAYER NOTABLES**

• Clark "The Spark" Elliott has now hit four leadoff home runs this season.  
5/26/22 vs. Illinois (away team/ neutral)  
5/19/22 vs. Rutgers (home team)  
4/15/22 at Michigan State  
3/18/22 vs. Texas Tech (away team/ neutral site)

The home run against Texas Tech was the opening at bat of the 2022 season in a game played at Globe Life Field in Arlington, Texas at the State Farm College Baseball Showdown.

• After being a weekend starter for nearly the past two years, junior RHP Cameron Weston has made six straight relief appearances and earned saves in three straight appearances between the end of the regular season and the Big Ten Tournament. Weston did not have any career saves prior to May 1. Over his last 12.2 innings pitched, Weston has allowed just one run on seven hits while striking out 18 batters.

• Sophomore P Chase Allen has allowed just one earned run and six hits in his last 10.0 innings.

• Junior second baseman Ted Burton has hit safely in the last seven games and has reached base in each of the past 14.

• Graduate student third baseman Matt Frey has reached base in 19 consecutive games with 10 multi-hit games in that span.

• Graduate student outfielder Joe Stewart has eclipsed in this one season at Michigan every statistical category from his entire five-year career at Michigan State. Stewart, who had just 17 at bats prior to the 2021 season, totaled 43 hits, 21 runs, 10 doubles, 5 home runs, 25 RBI and 5 stolen bases in his Spartan career.

Stewart has reached base safely in 22 consecutive games going back to his 4-for-6 outing against Ohio State on April 23 when he hit three homers, including two grand slams with 11 RBI. In this stretch he has 12 multi-hit games and 34 runs scored.

**TWICE AS NICE**

• Junior outfielder Joey Velazquez is a two-sport standout for Michigan and earned Big Ten Conference championships in both football and baseball this year.

**THE RECORD BOOK**

• Reliever Willie Weiss currently ranks 8th all-time at U-M with 70 career appearances. Above him:  
7. Michael Powers (2005-08) 71

• Reliever Willie Weiss currently ranks 4th all-time at U-M with 17 career saves. Above him:  
3. Tyler Burgoon (2008-10) 19

• Outfielders Joe Stewart and Clark Elliott are currently tied for 4th in single-season runs scored with 69 each. Others:

1. Mike Watters (1985) 81

**PLAYER & TEAM NOTES**

- Bobby Scales (1999) 75
- Barry Larkin (1985) 72
- Patrick Biondi (2010) 69
- Joe Stewart (2022) & Clark Elliott (2022) 69

• Pitcher Connor O'Halloran currently ranks 13th on the single season strikeout list with 95.

Close to him are:

- Karl Kauffman (2019) 111
- Steve Hajjar (2021) 110
- Fritz Fisher (1962) 105
- Rich Hill (2002) 104
- Chris Fetter (2009) 103
- Brett Adcock (2016) 100
- Mike Ignasiak (1987) 99
- Ross Powell (1989) 98
- Brett Adcock (2015) & Connor O'Halloran 95
- Steve Howe (1978) 92

• Outfielder Joe Stewart currently ranks 5th on the single season at bats list with 250 (Jacob Cronenworth - 269 in 2015).

Stewart is currently tied for 10th with 86 hits this season (Brian Bush 94 in 1999).

• OF/ DH Tito Flores needs one double to tie for 9th place on the single season list with 20 (Jordan Brewer in 2019 and Bobby Scales in 1999).

• Leadoff hitter Clark Elliott needs one homer to tie for 9th place on the single season list with 15 (Jimmy Kerr in 2019, Jake Fox in 2003 and Bryan Besco in 1997).

With 66 RBI this season, Elliott is currently tied with Barry Larkin (1985) for the 6th best mark. Others:

- Casey Close 1986) 72
- Carmen Benedetti (2015) 71
- Mike Cervenak (1999) 70
- Nate Recknagel (2008) 68
- Jake Fox (2003) 67

**HISTORIC BIG TEN TOURNAMENT**

• By winning the 2022 Big Ten Tournament at Schwab Field in Omaha, Neb., Michigan became the first team to defeat the Nos. 1, 2, 3 and 4 overall seeds.

• Not only did Michigan lead the tournament with a .331 batting average, 48 runs, 16 doubles, 7 homers, 28 walks and 9 stolen bases, but its pitching staff, which was shaky throughout the regular season, posted a tournament-low 4.60 ERA with just 42 hits allowed in 43 innings.

• Against Illinois, Michigan became the first team to hit back-to-back home runs to start a B1G Tournament game as Clark Elliott and Joe Stewart hit solo shots to start things off. U-M ended up with 14 hits as Stewart (HR, 2 doubles in his 1st postseason start) and Joey Velazquez (1st postseason start) had three hits apiece while Jimmy Obertop added a solo homer of his own to go with the eventual game-winning RBI single in the eighth inning.

• Against Maryland, Michigan hit six extra base hits and stole four bases. Matt Frey (3 hits, 4 RBI) and Riley Bertram (4 hits, 3 RBI, SB) led the 13-hit attack while Elliott and Tito Flores homered. The Wolverines knocked B1G wins leader Ryan Ramsey out in the fourth inning after scoring 10 runs against him. Ramsey (10-1) has allowed only one school to score more than five runs against him this season -

## PLAYER & TEAM NOTES

Michigan has done it twice.

- Against Iowa on Saturday, Michigan was frustrated offensively as U-M was just 3-for-23 with runners on base and 1-for-18 with runners in scoring position. Michigan got its leadoff hitter on base in six of the nine innings but couldn't capitalize. U-M's only clutch hit was a pinch-hit, two-run single by Jordon Rogers in the sixth inning. Michigan's other run came on a 398-foot homer into the wind off the bat of Obertop. Freshman Avery Goldensohn provided 3.0 innings of scoreless relief, scattering three hits with two Ks.

- Against Iowa on Sunday, Michigan scored nine times in the seventh inning to open a close game. Tito Flores drove home two runs with a double, Ted Burton laced a three-run double to left, and Elliott put an exclamation point on the inning with a three-run double to left field. Cameron Weston struck out six batters in 3.0 innings of shutout relief.

- In the title game, Jacob Denner struck out seven batters in 4.1 innings of relief to steady the Michigan bullpen. Obertop hit a three-run homer in the eighth inning to give U-M an 8-3 lead. Jack Van Remortel drove home two runs in the ninth inning on a suicide squeeze bunt.

### ALL BIG TEN TOURNAMENT NOTABLES

- Joe Stewart tied a B1G Tournament record with 9 runs scored.

- As a team, Michigan set a B1G Tournament record with 28 walks, tied a record with 16 doubles and came up one RBI short of the record (46). The Wolverines batted a collective .331 with a .440 on-base percentage. U-M hit 7 homers compared to 11 combined by the other seven teams and had nine of the tournament's 18 stolen bases.

- Riley Bertram (.429, 4 RBI) became only the fourth Michigan shortstop to make the All-Tournament team (Travis Maezes - 2014, Brian Kalczynski - 1997, Barry Larkin - 1983-84-85)

- Matt Frey (.471, .600 OBP, 7 RBI) became only the fourth Michigan third baseman to make the All-Tournament team (John Lorenz - 2010, Bill St. Peter - 1987, Chris Sabo - 1981)

- Cameron Weston (3 App, 11 K in 7.0 IP) became the first U-M pitcher to earn All-Tournament honors at relief pitcher since Michael Powers (2008). Weston was a midweek starter until being used in a closer role starting in the last week of the regular season against Rutgers.

- Jimmy Obertop (.318, 3 HR, 8 HR) became only the sixth Michigan catcher to make the All-Tournament team and first since 2006 (Jeff Kunkel - 2006, Jake Fox - 2001, Darrin Campbell - 1987, Rich Blair - 1984, Gerry Hool - 1981)

- Tito Flores provided a timely home run in the Maryland game and a big two-out double to open up the scoring late against Iowa on Sunday.

- Clark Elliott became U-M's first Tournament MVP since Jacob Cronenworth (SD Padres) in 2015. Elliott batted .316 with a .464 OBP, four extra base hits and four stolen bases. His four stolen bases were more than any other team (Indiana had three steals).

### BIG TEN TOURNAMENT HISTORY

(Complete History on Pages 4-5)

- 29 Big Ten Tournament Appearances
- 10 Championships (tied most all-time)
- 12 Times Advanced to Championship
- Big Ten Tournament Record: 89-43 (.674)
- U-M Hosted: 10 Times
- Won at: Michigan (5), Minnesota (3), Omaha (1) OSU (1)

### ABOUT MICHIGAN BASEBALL

- In the Big Ten Conference preseason coaches poll, Michigan was selected to finish second in the conference behind Nebraska and ahead of Iowa, Maryland, Iowa, Ohio State and Indiana. Ted Burton, Clark Elliott and Cameron Weston were all named to the preseason honors list.

- Michigan entered the campaign following a choppy 2021 season that saw the Wolverines advance to NCAA Regional play despite a decision by the Big Ten Conference to play a conference-only schedule. Michigan finished 27-17 in the regular season, advanced to Regionals and saw three players drafted, including second-rounder Steven Hajjar.

### TEAM 156

- Michigan wrapped up the home portion of its season with a 14-9 record at Ray Fisher Stadium and entered the tournament on an up note, having taken two of three games from second place Rutgers over the weekend as well as a convincing nonconference win against Michigan State to complete a four-game series sweep of the Spartans.

- Michigan's oldest team on campus is celebrating its 156th season this year. Through 155 years of baseball, Michigan has captured two College World Series titles, making eight College World Series appearances and earning 25 selections to the NCAA Tournament.

### PROFESSIONAL PIPELINE

The Wolverine program has totaled 191 Major League Draft selections, with countless others signing free agent contracts. Under head coach Erik Bakich (2013-present), Michigan has had 38 players drafted, including a program-best and nation-leading 11 draft selections in 2017.

To date, 65 Wolverines have appeared in the highest level of professional baseball, with nine former Michigan baseball players becoming World Series champions and three earning inductions to the National Baseball Hall of Fame.

### CHASING HISTORY

Now in its 156th season of baseball, Michigan won its 3,000th game on May 22, 2021 against Maryland by a 14-3 score.

The 2019 CWS Finals appearance marked Michigan's first since the NCAA adopted the best-of-three format in 2003. The Wolverines have made it to the College World Series title game three times in program history (1953, 1962, 2019), and emerged victorious twice. U-M also advanced to Omaha, Nebraska, in 1978 (fifth place), 1980 (fifth), 1981 (seventh), 1983 (third) and 1984 (seventh).

- In 2020, the Maize and Blue become the first school from the Big Ten Conference to earn Baseball America's No. 1 overall ranking, which came in the second week of the season following wins over then

No. 2 Vanderbilt and No. 9 Arizona State.

### THE RECRUITING TRAIL

Though Michigan's roster has a significant amount of Michigan-natives, the Wolverine roster boasts 42 players from 17 different states and Canadian provinces.

The Maize and Blue hail predominantly from California (5), Michigan (11), Illinois (5), Georgia (3), Missouri (2), Indiana (3) and Pennsylvania (2). The Wolverine squad also features student-athletes from Colorado, Maryland, Massachusetts, New Jersey, New York, Ohio, Ontario, Oregon, and Wisconsin.

» Head coach Erik Bakich was named the 2019 National Collegiate Baseball Writers Association (NCBWA) National Coach of the Year. Bakich is currently in the midst of his 10th season as Michigan's head coach and his 13th year as a head coach overall in Division I.

### WOLVERINE BITES

Total .....	32-26
Conference .....	12-12
Non-Conf .....	20-14
Home .....	15-9
Away .....	10-13
Neutral .....	7-4
Day .....	26-18
Night .....	6-8
vs Left .....	10-8
vs Right .....	22-18
1-Run games .....	4-6
2-Run games .....	6-3
5+Run games .....	15-13
Extra inns .....	1-0
Shutouts .....	1-0
Scoring 0-2 runs .....	3-4
Scoring 3-5 runs .....	1-12
Scoring 6-9 runs .....	13-8
Scoring 10+ runs .....	15-2
Opponent 0-2 runs .....	11-0
Opponent 3-5 runs .....	5-2
Opponent 6-9 runs .....	13-11
Opponent 10+ runs .....	3-13
Scored in 1st inning .....	16-9
Scores first .....	22-9
Opp. scores first .....	10-17
After 6 leading .....	27-4
After 6 trailing .....	4-20
After 6 tied .....	1-2
After 7 leading .....	28-4
After 7 trailing .....	1-21
After 7 tied .....	2-1
After 8 leading .....	28-4
After 8 trailing .....	1-22
After 8 tied .....	2-0
Hit 0 home runs .....	5-12
Hit 1 home run .....	9-7
Hit 2+ home runs .....	18-7
Opponent 0 home runs .....	18-8
Opponent 1 home run .....	7-7
Opponent 2+ HRs .....	7-11
Made 0 errors .....	16-5
Made 1 error .....	11-10
Made 2+ errors .....	5-11
Opp. made 0 errors .....	9-15
Opp. made 1 error .....	14-6
Opp. made 2+ errors .....	9-5
Out-hit opponent .....	19-4
Out-hit by opponent .....	11-17
Hits are tied .....	2-5



# MICHIGAN BASEBALL COLLEGE WORLD SERIES TEAMS

The University of Michigan baseball team has made eight trips to the College World Series in Omaha, Neb., with the 1953 team coached by Ray Fisher, and the 1962 team coached by Don Lund collecting NCAA championships. Moby Benedict led the Wolverines to a fifth-place finish in 1978, and Bud Middaugh's Wolverines placed fifth in 1980, seventh in 1981, third in 1983 and seventh in 1984. Michigan finished second in 2019 under the guidance of National Coach of the Year Erik Bakich.



## 1953

► Pitching was the key factor for the success of the Wolverines in the 1953 College World Series as coach Ray Fisher did not need to call on the bullpen in the first three games. Marvin Wisniewski, Jack Corbett and Jack Ritter hurled complete games to give Michigan a 3-0 mark.

► Following a loss to Texas, Wisniewski started the final game of the series and Ritter collected a save, getting the final two outs with the bases loaded in a 7-5 win over Texas.

► Danny Cline's bases loaded single off the wall provided the winning margin in the eighth inning despite the fact that Michigan had three players on second base during that winning hit. The pro scouts named shortstop Bruce Haynam as Michigan's outstanding player.

**1953 NCAA National Champions:** Bruce Haynam, Frank Howell, Head Coach Ray Fisher, Captain William Mogk, Gerald Harrington, Gil Sabuco, Bill Billings, Jack Ritter, Richard Leach, Garabed Tadian, Paul Fancher, Robert Woschitz, Jack Corbett, Richard Yirkosky, Bob Margolin, manager, Dan Cline, Don Eaddy, Marvin Wisniewski, Ray Pavichevich, Paul Lепley.



## 1962

► One of the highlights of the 1962 season came before Michigan reached the College World Series during regional action in Kalamazoo, Mich. Lefty senior John Kerr pitched 19 innings the same day as Michigan -- an at-large selection in the regional -- knocked off Big Ten champ Illinois, 5-1, and Mid-American champion Western Michigan, 3-2, in 10 innings.

► Once in College World Series action, Jim Bobel became a factor winning two games in relief after injuries kept him out of action most of the season. Bobel collected the win in Michigan's 15-inning championship victory over Santa Clara. In fact, Bobel drove in a run in the 15th with a triple and scored the winner as Michigan topped Santa Clara's ace Bob Garibaldi.

► A highlight in the series opener was a 3-1 win over Texas in which Dick Honig and Ron Tate combined on a two-out hit-and-run play which became easy runs when Tate's drive to right turned out to be a homer.

**1962 NCAA National Champions:** Dennis Stalla, Dick Honig, John Kerr, Head Coach Don Lund, Joe Merullo, Wayne Slusher, Dave Roebuck, Bruce Kropschot, manager, Dick Post, Joe Jones, Ron Tate, Jim Newman, Assistant Coach Milbry Benedict, Jim Steckley, Jim Bobel, Ross Lauterbach, Bob Dunston, Dave Campbell, Fritz Fisher, Harvey Chapman.

## 1978

Moby Benedict's 1978 squad jumped off to a great start as sophomore Steve Howe beat Baylor, 4-0, on a one-hitter as Vic Ray smashed a three-run homer. However, Southern California scored eight runs in the first inning of the second game in an 11-3 win, and North Carolina sent Michigan home when Greg Robinson hit a three-run homer off Howe in the eighth inning in the third game of the series.

## 1980

Bud Middaugh's first Michigan team swept through regional play and met California in the opener of the College World Series. U-M topped the Bears, 9-8, in 11 innings in one of the wildest games in CWS history. Catcher Gerry Hool's three-run double with two outs in the 11th gave Michigan a 9-6 lead, but it took a great running catch by Jim Paciorek in right to end the game. Paciorek captured the hearts of the fans, reaching base nine times in a row, including 7-for-7 and two walks, to spark the Michigan offense. He went 4-for-4 in a 3-2 loss to Miami as Michigan was limited to five hits, the other was a single by freshman second baseman Jeff Jacobson.

## 1981

Michigan's stay in the 1981 College World Series lasted just two games. The Wolverines had plenty of chances early against Mississippi State, but failed to score even with a bases loaded situation with one out in the third inning. Omaha native Mark Gillespie hit a three-run homer as MSU won 4-0. Michigan dropped its second game to Texas, 6-5, in a game the Wolverines led 5-2 before a 45 minute rain delay changed the momentum. Greg Schulte and Dave Stober each had three hits, but Texas used a weather-aided three-run rally in the ninth to win the game. Jacobson walked to lead off the ninth for Michigan, but he was cut down at the plate on a perfect relay after Schulte doubled.

## 1983

The Wolverines placed third, tying with Arizona State by dividing four games. Michigan won the opener, 6-5, over Maine with Chris Sabo collecting three hits, including a three-run homer, while freshman shortstop Barry Larkin had two doubles. Alabama jumped to a 6-0 lead in the second game, but Michigan rallied behind Jeff Jacobson's three hits and had the tying and winning runs on base in the bottom of the ninth before losing, 6-5. Rich Stoll pitched his second solid victory as Michigan topped Stanford, 11-4, with a seven-run rally in the ninth inning, highlighted by Sabo's game-winning double and a grand slam by freshman Casey Close. Co-captain Rich Bair had three hits including a triple and a homer. Texas eliminated the Wolverines again before clinching the title against Alabama, but it wasn't easy as the Wolverines jumped to a 2-0 lead on a double by Ken Hayward, a single by Jacobson and another RBI-single by Bair. Freshman Scott Kamieniecki lost his touch in the bottom of the fifth inning with a pair of walks, a single to load the bases and a grand slam homer by Mike Brumley. The Longhorns collected just six hits, but it was enough for the win.

## 1984

The Wolverines placed in a tie for seventh, losing two games. In the opener, eventual champion Cal State Fullerton beat Michigan, 8-4, and then New Orleans beat Michigan 11-3. Senior Gary Wayne pitched his heart out in the opener with seven strikeouts. Michigan tied the game, 1-1, in the third inning on Ken Hayward's fielder's choice that scored Barry Larkin and took the lead in the sixth inning on an RBI pinch-hit double by Chuck Froning and a two-out single by Matt Siuda. With Michigan leading 4-3, Cal State Fullerton scored five runs in the bottom of the eighth. The Wolverines should have escaped the inning with no worse than a tie as a replay showed Wolverine Rich Bair making a tag play on a squeeze bunt that was ruled a run. Scott Kamieniecki, who beat Central Michigan with a

# MICHIGAN BASEBALL NCAA TOURNAMENT HISTORY

## BY THE NUMBERS

- 26 NCAA Tournament Appearances
  - 10 Automatic Qualifier Bids
  - 15 At-Large Selections
- 2 NCAA Super Regional Appearances (since 1999)
  - 8 College World Series Appearances
- 3 Times Advanced to CWS Title Game/Series
  - 2 National Championships

## MICHIGAN RECORDS IN THE NCAA TOURNAMENT

<b>Overall</b>	<b>70-53 (.569)</b>	<b>NCAA Super Regionals</b>	<b>2-3 (.400)</b>
<b>NCAA Regionals</b>	<b>52-36 (.591)</b>	<i>At Ray Fisher Stadium/Wilpon Baseball Complex</i>	<i>0-0 (.000)</i>
<i>At Ray Fisher Stadium/Wilpon Baseball Complex</i>	<i>20-8 (.714)</i>	<i>Away Games</i>	<i>2-3 (.400)</i>
<i>Neutral-Site Games</i>	<i>23-16 (.612)</i>	<b>College World Series</b>	<b>16-14 (.533)</b>
<i>Away Games</i>	<i>9-12 (.429)</i>	<i>at TD Ameritrade Park (2011-present)</i>	<i>4-2 (.667)</i>
		<i>at Rosenblatt Stadium (1950-2010)</i>	<i>12-12 (.500)</i>

## COLLEGE WORLD SERIES ALL-TOURNAMENT TEAM

2019	Jack Blomgren, SS
	Jesse Franklin, OF
	Tommy Henry, SP
	Jimmy Kerr, 1B
	Ako Thomas, 2B

## NCAA REGIONAL ALL-TOURNAMENT TEAM\*

2007 - Nashville	Nate Recknagel (MVP), DH/UT
	Kevin Cislo, 2B
2008 - Ann Arbor	Adam Abraham, 3B
	Jason Christian, SS
	Ryan LaMarre, OF
	Zach Putnman, P/DH
2015 - Louisville	Carmen Benedetti, 1B
	Cody Bruder, DH
	Jacob Cronenworth, 2B
	Kendall Patrick, C
2019 - Corvallis	Jimmy Kerr (MVP), 1B
	Christan Bullock, OF
	Karl Kauffmann, SP

*\*not all records available*

# MICHIGAN BASEBALL ALL-TIME NCAA TOURNAMENT RESULTS

## 1953

### NCAA District Tournament Ann Arbor, Mich.

5/29/1953	Ohio	W	6-5
5/30/1953	Ohio	W	7-0
<b>NCAA College World Series (1st)</b>			
6/11/1953	Stanford	W	4-0
6/12/1953	Boston College	W	6-2
6/13/1953	Texas	W	12-5
6/14/1953	Texas	L	4-6
6/16/1953	Texas	W	7-5

## 1961

### NCAA District 4 Regional Ann Arbor, Mich.

5/29/1961	Cincinnati	L	1-3
5/30/1961	Detroit	W	6-3
5/31/1961	Cincinnati	W	2-1
6/3/1961	Western Michigan	L	3-4

## 1962

### NCAA District 4 Regional Ann Arbor, Mich.

5/29/1962	Western Michigan	L	5-6
5/30/1962	Detroit	W	12-6
5/31/1962	Illinois	W	5-1
5/31/1962	Western Michigan	W	3-2
6/1/1962	Western Michigan	W	7-6

### NCAA College World Series (1st)

6/11/1962	Texas	W	3-1
6/12/1962	Holy Cross	W	11-4
6/13/1962	Florida State	W	10-7
6/14/1962	Texas	L	0-7
6/16/1962	Santa Clara	W	5-4

## 1975

### NCAA Midwest Regional Ypsilanti, Mich.

5/23/1975	Penn State	W	5-1
5/24/1975	Eastern Michigan	L	2-3
5/24/1975	Penn State	W	10-7
5/25/1975	Eastern Michigan	W	4-2
5/26/1975	Eastern Michigan	L	1-2

## 1976

### NCAA Midwest Regional Ypsilanti, Mich.

5/28/1976	Eastern Michigan	L	0-6
5/29/1976	Southern Illinois	W	2-0
5/29/1976	Illinois State	W	5-4
5/30/1976	Eastern Michigan	W	9-3
5/30/1976	Eastern Michigan	L	0-6

## 1977

### NCAA Midwest Regional Norman, Okla.

5/28/1977	Oklahoma	L	1-3
5/29/1977	Texas A&M	W	13-4
5/29/1977	Oklahoma	W	5-2
5/30/1977	Southern Illinois	L	0-9

## 1978

### NCAA Midwest Regional Ann Arbor, Mich.

5/26/1978	Texas A&M	W	8-1
5/27/1978	Eastern Michigan	W	6-4
5/28/1978	Texas A&M	W	3-0
<b>NCAA College World Series (5th)</b>			
6/2/1978	Baylor	W	4-0
6/4/1978	Southern Cal	L	3-11
6/5/1978	North Carolina	L	6-7

## 1980

### NCAA Midwest Regional Ann Arbor, Mich.

5/22/1980	Central Michigan	W	9-4
5/23/1980	Nebraska	W	7-0
5/23/1980	Nebraska	W	12-3
<b>NCAA College World Series (5th)</b>			
6/1/1980	California	W	9-8
6/2/1980	Miami (Fla.)	L	2-3
6/2/1980	Arizona	L	0-8

## 1981

### NCAA Midwest Regional Ann Arbor, Mich.

5/22/1981	New Orleans	L	1-2
5/23/1981	Nevada-Las Vegas	W	6-2
5/24/1981	New Orleans	W	7-1
5/24/1981	Eastern Michigan	W	10-0
5/25/1981	Eastern Michigan	W	4-0
<b>NCAA College World Series (7th)</b>			
5/30/1981	Mississippi State	L	0-4
6/2/1981	Texas	L	5-6

## 1983

### NCAA Midwest Regional Ann Arbor, Mich.

5/27/1983	Morehead State	W	4-3
5/28/1983	Miami (Ohio)	W	6-4
5/29/1983	Morehead State	W	10-1
<b>NCAA College World Series (3rd)</b>			
6/4/1983	Maine	W	6-5
6/7/1983	Alabama	L	5-6
6/8/1983	Stanford	W	11-4
6/10/1983	Texas	L	2-4

## 1984

### NCAA Midwest Regional Mt. Pleasant, Mich.

5/26/1984	Temple	W	13-9
5/27/1984	Indiana State	W	8-2
5/30/1984	Central Michigan	W	4-3
<b>NCAA College World Series (7th)</b>			
6/1/1984	Calif.-Fullerton	L	4-8
6/3/1984	New Orleans	L	3-11

## 1985

### NCAA South I Regional Starkville, Miss.

5/24/1985	New Orleans	L	10-12
5/26/1985	West Virginia	W	9-2
5/26/1985	New Orleans	W	11-6
5/27/1985	Mississippi St.	W	14-6
5/27/1985	Mississippi St.	L	8-19

## 1986

### NCAA Midwest Regional Ann Arbor, Mich.

5/23/1986	Indiana State	L	1-7
5/24/1986	Oral Roberts	L	4-5

## 1987

### NCAA Northeast Regional Atlanta, Ga.

5/21/1987	Dartmouth	L	0-4
5/22/1987	Rider	W	10-0
5/23/1987	Georgia	L	8-10

## 1988

### NCAA Central Regional Austin, Texas

5/27/1988	New Orleans	W	6-4
5/28/1988	California	L	7-8
5/28/1988	Pennsylvania	W	7-6
5/30/1988	Texas	L	4-5

## 1989

### NCAA West II Regional Fresno, Calif.

5/26/1989	Pepperdine	W	4-3
5/27/1989	Fresno State	W	5-3
5/28/1989	Wichita State	W	14-5
5/29/1989	Wichita State	L	2-3
5/29/1989	Wichita State	L	5-9

## 1999

### NCAA South Bend Regional South Bend, Ind.

5/28/1999	Cal St. Fullerton	L	5-6
5/29/1999	Creighton	W	13-5
5/29/1999	Notre Dame	W	11-5
5/30/1999	Cal St. Fullerton	L	4-9

## 2005

### NCAA Atlanta Regional Atlanta, Ga.

6/3/2005	South Carolina	L	5-6
6/4/2005	Furman	W	6-3
6/5/2005	South Carolina	L	3-4

## 2006

### NCAA Atlanta Regional Atlanta, Ga.

6/2/2006	Vanderbilt	L	2-5
6/3/2006	Stetson	W	11-1
6/4/2006	Vanderbilt	L	4-5

## 2007

### NCAA Nashville Regional Nashville, Tenn.

6/1/2007	Memphis	W	10-7
6/2/2007	Vanderbilt	W	4-3
6/3/2007	Vanderbilt	L	7-10
6/4/2007	Vanderbilt	W	4-3

### NCAA Super Regional Corvallis, Ore.

6/10/2007	Oregon State	L	0-1
6/11/2007	Oregon State	L	2-8

## 2008

### NCAA Ann Arbor Regional Ann Arbor, Mich.

5/31/2008	Kentucky	W	7-5
5/31/2008	Arizona	L	4-3
6/1/2008	Kentucky	L	12-6

## 2015

### NCAA Louisville Regional Louisville, Ky.

5/29/2015	Bradley	W	10-5
5/30/2015	Louisville	L	3-4
5/31/2015	Bradley	W	4-3
5/31/2015	Louisville	L	4-13

## 2017

### NCAA Chapel Hill Regional Chapel Hill, N.C.

6/2/2017	Florida Gulf Coast	L	6-10
6/3/2017	North Carolina	L	1-8

## 2019

### NCAA Corvallis Regional Corvallis, Ore.

5/31/2019	Creighton	W	6-0
6/1/2019	Cincinnati	W	10-4
6/2/2019	Creighton	L	7-11
6/3/2019	Creighton	W	17-6

### NCAA Los Angeles Super Regional Los Angeles, Calif.

6/7/2019	UCLA	W	3-2
6/8/2019	UCLA	L	4-5(10)
6/9/2019	UCLA	W	4-2

### NCAA College World Series (2nd)

6/15/2019	Texas Tech	W	5-3
6/17/2019	Florida State	W	2-0
6/21/2019	Texas Tech	W	15-3
6/24/2019	Vanderbilt	W	7-4
6/25/2019	Vanderbilt	L	1-4
6/26/2019	Vanderbilt	L	2-8

## 2021

### NCAA South Bend Regional South Bend, Ind.

6/4/2021	Connecticut	L	1-6
6/5/2021	Central Michigan	L	2-8

# MICHIGAN BASEBALL BIG TEN TOURNAMENT HISTORY

## 1981 (3-0) - Ann Arbor, Mich.

### Tournament Champions

#### MVP - Gerry Hool, U-M

5/15/1981	Illinois	W	4-3
5/16/1981	Purdue	W	7-6
5/17/1981	Minnesota	W	10-6

## 1982 (1-2) - Champaign, Ill.

### Third Place

5/21/1982	Illinois	W	4-2
5/22/1982	Ohio State	L	2-7
5/23/1982	Minnesota	L	4-5

## 1983 (3-0) - Ann Arbor, Mich.

### Tournament Champions

#### MVP - Barry Larkin, U-M

5/20/1983	Iowa	W	1-0
5/21/1983	Minnesota	W	10-9
5/22/1983	Iowa	W	12-3

## 1984 (3-1) - Minneapolis, Minn.

### Tournament Champions

#### MVP - Kurt Zimmerman, U-M

5/18/1984	Northwestern	W	13-1
5/19/1984	Minnesota	W	6-3
5/20/1984	Northwestern	L	2-6
5/20/1984	Northwestern	W	8-3

## 1985 (1-2) - Ann Arbor, Mich.

### Third Place

5/17/1985	Minnesota	L	10-11
5/18/1985	Illinois	W	11-3
5/18/1985	Ohio State	L	1-3

## 1986 (3-0) - Minneapolis, Minn.

### Tournament Champions

5/16/1986	Wisconsin	W	12-11
5/17/1986	Minnesota	W	10-7
5/18/1986	Minnesota	W	9-5

## 1987 (4-1) - Ann Arbor, Mich.

### Tournament Champions

#### MVP - Greg Everson, U-M

5/15/1987	Iowa	L	4-9
5/16/1987	Minnesota	W	9-8
5/17/1987	Iowa	W	7-1
5/17/1987	Purdue	W	5-2
5/19/1987	Purdue	W	4-2

## 1988 (1-2) - Ann Arbor, Mich.

### Third Place

5/19/1988	Ohio State	W	6-3
5/21/1988	Michigan State	L	2-4
5/21/1988	Minnesota	L	1-4

## 1989 (2-2) - Ann Arbor, Mich.

### Second Place

5/18/1989	Ohio State	W	7-1
5/19/1989	Illinois	L	1-7
5/20/1989	Ohio State	W	6-0
5/20/1989	Illinois	L	0-2

## 1994 (3-2) - Battle Creek, Mich.

### Second Place

5/19/1994	Minnesota	L	1-8
-----------	-----------	---	-----

5/20/1994	Michigan State	W	5-1
5/21/1994	Minnesota	W	4-2
5/21/1994	Ohio State	W	4-3
5/22/1994	Ohio State	L	7-9

## 1996 (0-2) - University Park, Pa.

### Fourth Place

5/16/1996	Penn State	L	3-14
5/17/1996	Illinois	L	4-7

## 1997 (2-2) - Ann Arbor, Mich.

### Fourth Place

5/15/1997	Illinois	W	8-4
5/16/1997	Ohio State	L	2-9
5/17/1997	Illinois	W	7-5
5/17/1997	Ohio State	L	5-8

## 1999 (3-1) - Columbus, Ohio

### Tournament Champions

#### MVP - Bobby Scales, U-M

5/20/1999	Ohio State	W	8-6
5/21/1999	Illinois	W	7-6
5/23/1999	Minnesota	L	10-13
5/23/1999	Minnesota	W	12-11

## 2001 (2-2) - Columbus, Ohio

### Second Place

5/17/2001	Ohio State	L	4-8
5/17/2001	Purdue	W	10-2
5/20/2001	Penn State	W	10-2
5/20/2001	Minnesota	L	2-3

## 2003 (1-2) - Minneapolis, Minn.

### Fourth Place

5/21/2003	Indiana	W	7-2
5/22/2003	Ohio State	L	2-4
5/24/2003	Penn State	L	2-3

## 2004 (2-2) - Minneapolis, Minn.

### Tied-Third Place

5/26/2004	Penn State	W	7-2
5/27/2004	Ohio State	W	10-4
5/28/2004	Minnesota	L	3-16
5/29/2004	Ohio State	L	2-14

## 2005 (1-2) - Champaign, Ill.

### Fifth Place

5/25/2005	Ohio State	L	3-7
5/26/2005	Iowa	W	8-6
5/27/2005	Purdue	L	7-9

## 2006 (4-1) - Ann Arbor, Mich.

### Tournament Champions

5/26/2006	Minnesota	L	2-6
5/26/2006	Northwestern	W	8-3
5/27/2006	Ohio State	W	3-2
5/27/2006	Minnesota	W	11-9
5/28/2006	Minnesota	W	9-4

## 2007 (0-2) - Ann Arbor, Mich.

### Fifth Place

5/24/2007	Ohio State	L	2-4
5/25/2007	Penn State	L	5-6

## 2008 (3-0) - Ann Arbor, Mich.

### Tournament Champions

5/22/2008	Illinois	W	5-2
5/23/2008	Purdue	W	6-1
5/24/2008	Purdue	W	3-2

## 2010 (1-2) - Columbus, Ohio

### Third Place

5/27/2010	Iowa	W	18-4
5/28/2010	Minnesota	L	3-4
5/29/2010	Iowa	L	8-11

## 2013 (0-2) - Minneapolis, Minn.

### Sixth Place

5/22/2013	Nebraska	L	2-11
5/23/2013	Illinois	L	2-3

## 2014 (2-2) - Omaha, Neb.

### Tie-Third Place

5/21/2014	Minnesota	W	3-2
5/22/2014	Indiana	L	0-5
5/23/2014	Iowa	W	7-1
5/24/2014	Nebraska	L	1-6

## 2015 (4-0) - Minneapolis, Minn.

### Tournament Champions

#### MVP - Jacob Cronenworth, U-M

5/20/2015	Indiana	W	4-1
5/21/2015	Iowa	W	8-5
5/23/2015	Illinois	W	5-3
5/24/2015	Maryland	W	4-3

## 2016 (1-2) - Omaha, Neb.

### Fifth Place

5/25/2016	Ohio State	L	3-8
5/26/2016	Minnesota	W	3-2
5/28/2016	Ohio State	L	4-11

## 2017 (0-2) - Bloomington, Ind.

### Seventh Place

5/24/2017	Northwestern	L	4-6
5/25/2017	Indiana	L	4-5

## 2018 (1-2) - Omaha, Neb.

### Fifth Place

5/23/2018	Iowa	W	2-1
5/24/2018	Purdue	L	4-5
5/25/2018	Ohio State	L	3-5

## 2019 (3-2) - Omaha, Neb.

### Third Place

5/22/2019	Ohio State	L	1-2
5/23/2019	Illinois	W	5-4
5/24/2019	Maryland	W	10-4
5/25/2019	Nebraska	W	18-8
5/25/2019	Nebraska	L	3-7

## 2022 (4-1) - Omaha, Neb.

### Tournament Champions

#### MVP - Clark Elliott, U-M

5/26/2022	Illinois	W	7-5
5/27/2022	Maryland	W	15-8
5/28/2022	Iowa	L	3-7
5/29/2022	Iowa	W	13-1
5/29/2022	Rutgers	W	10-4



# MICHIGAN BASEBALL BIG TEN TOURNAMENT HISTORY

- 28 Big Ten Tournament Appearances
  - 10 Championships
- 13 Times Advanced to Tournament Championship
  - Big Ten Tournament Record: 58-43 (.575)
  - UM Hosted: 10 Times
- Won at: Michigan (5), Minnesota (3), Omaha (1), OSU (1)

## BIG TEN ALL-TOURNAMENT TEAM

1981	Gerry Hool, C
	Steve Ontiveros, P
	Jim Paciorek, RF
	Chris Sabo, 3B
	Greg Schulte, CF
	John Young, DH
1982	Jim Paciorek, RF
1983	Chuck Froning, DH
	Ken Hayward, 1B
	Jeff Jacobson, 2B
	Barry Larkin, SS
	Dale Sklar, CF
	Rich Stoll, P
1984	Rich Bair, C
	Ken Hayward, 1B
	Scott Kamieniecki, P
	Barry Larkin, SS
	Jeff Minnick, RF
	Kurt Zimmerman, LF
1985	C.J. Beshke, 2B
	Ken Hayward, DH
	Barry Larkin, SS
1986	Jim Abbott, P
	Casey Close, RF
	Steve Finken, 2B
	Eddie Woolwine, DH
1987	Darrin Campbell, C
	Jim Durham, OF
	Greg Everson, P
	Chris Lutz, P
	Phil Price, 1B
	Bill St. Peter, 3B
1988	Jim Abbott, P
1989	Russell Brock, P
	Jim Durham, LF
	Kourtney Thompson, DH
1994	Ron Hollis, P
	Heath Murray, P
	Brian Simmons, OF
	Scott Weaver, DH
1996	Jason Alcaraz, OF
1997	Derek Besco, OF
	Bryan Besco, 1B
	Brian Kalczynski, SS
	Mike Cervenak, 3B
1999	Jason Alcaraz, OF
	Brian Bush, OF
	Mike Cervenak, 3B
	J.J. Putz, P
	Bobby Scales, 2B

2001	Jake Fox, C
	Scott Tousa, 2B
	Bobby Wood, P
2004	Chris Getz, 2B
	Brandon Roberts, DH
2005	Jim Brauer, P
	Chris Getz, 2B
2006	Adam Abraham P and DH
	Eric Rose, OF
	Nate Recknagel, 1B
	A. J. Scheidt, 3B
	Jeff Kunkel, C
2007	Derek VanBuskirk, OF
2008	Chris Fetter, P
	Zach Putnam, P
	Michael Powers, Relief P
	Adam Abraham, 3B
	Kevin Cislo, OF
2010	Boby Brosnahan, P
	Mike Dufek, 1B
	Anthony Toth, 2B
	John Lorenz, 3B
	Ryan LaMarre, OF
2014	Travis Maezes, SS
2015	Jacob Cronenworth, IF/P
	Cody Bruder, DH
	Brett Adcock, P
	Jackson Glines, OF
2019	Jesse Franklin, OF
	Jordan Nwogu, DH
	Ako Thomas, 2B
2022	Clark Elliott, OF
	Tito Flores, DH
	Matt Frey, 3B
	Riley Bertram, SS
	Jimmy Obertop, C
	Cameron Weston, RP

## BIG TEN ALL-TOURNAMENT MOST VALUABLE PLAYER

1981	Gerry Hool, C
1983	Barry Larkin, SS
1984	Kurt Zimmerman, LF
1987	Greg Everson, P
1999	Bobby Scales, 2B
2006	Adam Abraham, P/DH
2008	Michael Powers, RP
2015	Jacob Cronenworth, IF/P
2022	Clark Elliott, RF





Erik Bakich



Clark Elliott



Chase Allen (center)



Jordon Rogers



## ROSTER BY NUMBER

## UNIVERSITY OF MICHIGAN NUMERICAL BASEBALL ROSTER

NO.	PLAYER	POS.	B/T	HT.	WT.	YR.	HOMETOWN (HS/PREV.)
0	Dan Blomgren	IF	R/R	5-10	165	So.	Milton, Wis. (Chipola JC)
2	Camden Gasser	IF	L/R	5-10	160	Fr.	Huntingburg, Ind. (Southridge)
3	Ted Burton	IF	R/R	6-3	190	Jr.	Huntington Beach, Calif. (Edison)
4	Brandon Lawrence	C/IF	S/R	6-0	190	Jr.	Santa Ynez, Calif. (Dunn/ Santa Barbara City)
5	Joe Stewart	OF	R/R	6-4	215	Gr.	Portage, Mich. (Portage Central/ Michigan State)
6	Alex Fed Je-Johnson	IF	R/R	6-0	190	Gr.	Minneapolis, Minn. (Davidson Univ.)
7	Jake Marti	OF	S/R	6-4	200	Jr.	Bloomington, Ill. (Normal West / Hartland CC)
8	Jimmy Obertop	C	R/R	6-2	230	Jr.	Saint Louis, Mo. (Westminster Christian Acad.)
9	Dylan Stanton	IF	R/R	6-1	190	So.	Richland, Mich. (Gull Lake)
10	Cody Hultnik	IF	R/R	6-0	175	Fr.	Battle Creek, Mich. (Pennfield)
12	Riley Bertram	IF	S/R	6-0	185	Sr.	Zionsville, Ind. (Zionsville)
13	Joe Longo	C	R/R	6-0	215	Fr.	Apple Valley, Minn. (Academy of Holy Angels)
14	Avery Goldensohn	RHP	R/R	6-3	170	Fr.	Saginaw, Mich. (Swan Valley)
15	Clark Elliott	IF/OF	L/R	6-0	185	Jr.	Barrington, Ill. (Barrington)
18	Jordan Rogers	C	R/R	5-9	175	Sr.	Chicago, Ill. (Simeon Academy)
19	Logan Wood	LHP	L/L	6-2	180	So.	Macomb, Mich. (OLSM Prep)
20	Willie Weiss	RHP	R/R	6-3	225	Sr.	Portland, Ore. (Westview)
21	John Torroella	RHP	R/R	6-4	205	So.	Ellicott City, Md. (Brown Univ.)
22	Tito Flores	OF	R/R	6-0	190	Jr.	Allen Park, Mich. (Brother Rice)
24	Matt Frey	IF	L/R	6-0	200	Gr.	Murrysville, Pa. (Davison Univ.)
25	Jake Keaser	RHP	R/R	6-1	195	Fr.	Rochester, Mich. (Orchard Lake St. Mary's)
26	Joey Velazquez	OF	L/L	6-0	230	Jr.	Lewis Center, Ohio (St. Francis De Sales)
27	Jaylen Jones	LHP	L/L	6-0	220	Fr.	Thomasville, Ga. (TNXL Acad.)
28	Keaton Carratini	RHP	R/R	6-1	205	Sr.	Encinitas, Calif. (La Costa Canyon)
30	Jack White	LHP	L/L	6-3	210	Sr.	Charlottesville, Va (Athens Acad. (Ga.)
32	Tyler Fullman	RHP	R/R	6-1	220	Fr.	Homewood, Ill. (Marian Catholic)
34	Ahmad Harajli	RHP	R/R	6-4	240	So.	Dearborn, Mich. (IMG Academy)
35	Walker Cleveland	LHP	L/L	6-2	175	Sr.	Suwanee, Ga. (North Gwinnett)
36	Trevor Kilinski	IF	L/R	6-1	200	So.	Zeeland, Mich. (Zeeland West)
37	Chase Allen	RHP	R/R	6-6	220	So.	Lakewood, Colo. (Regis Jesuit)
39	Connor O'Halloran	LHP	R/L	6-2	190	So.	Mississauga, Ont. (St. Martin's)
40	Angelo Smith	LHP	L/L	5-9	175	5th	Thornton, Ill. (Richards)
41	Christian Blakely	RHP	R/R	6-6	215	5th	Detroit, Mich./ University High School
47	Jacob Denner	LHP	L/L	6-0	195	Jr.	Closter, N.J. (Bergen Catholic)
48	Noah Rennard	RHP	R/R	6-3	205	Sr.	Santa Rosa, Calif. (Maria Carrillo / Santa Rosa CC)
49	Ian Kennedy	OF	R/R	6-3	230	So.	Douglasville, Ga (Whitefield Academy)
50	Casey Buckley	C	L/R	6-1	195	Sr.	Long Beach, Calif. (Los Alamitos)
51	Jack VanRemortel	IF	R/R	6-2	215	Sr.	Carmel, Ind. (Carmel/ Umpqua CC)
54	Ryan Zimmer	RHP	R/R	6-5	230	So.	St. Clair, Mich. (St. Clair)
55	Cameron Weston	RHP	R/R	6-2	215	Jr.	Canonsburg, Pa. (Canon-McMillan)

## MICHIGAN BASEBALL STAFF

23	Erik Bakich, Head Coach (10th season)
23	Nick Schnabel, Assistant Coach (10th season)
20	Steve Merriman, Pitching Coach (2nd season)
15	Brandon Inge, Volunteer Coach (2nd season)

## Michigan Baseball: 43 Players, 16 States and Provinces

Hunter Satterthwaite, Director of Operations (1st season)
Jeremy Kelch, Video Coordinator (7th season)
Griffin Mazur, Program Assistant (1st season)



## UNIVERSITY OF MICHIGAN BASEBALL ROSTER (BY POSITION)

NO.	PITCHERS	POS.	B/T	HT.	WT.	YR.	HOMETOWN (HS/PREV.)
14	Avery Goldenstoph	RHP	R/R	6-3	170	Fr.	Saginaw, Mich. (Swan Valley)
19	Logan Wood	LHP	L/L	6-2	180	So.	Macomb, Mich. (OLSM Prep)
20	Willie Weiss	RHP	R/R	6-3	225	Sr.	Portland, Ore. (Westview)
21	John Torroella	RHP	R/R	6-4	205	So.	Ellicott City, Md. (Brown Univ.)
25	Jake Keaser	RHP	R/R	6-1	195	Fr.	Rochester, Mich. (Orchard Lake St. Mary's)
27	Jaylen Jones	LHP	L/L	6-0	220	Fr.	Thomasville, Ga. (TNXL Acad.)
28	Keaton Carratini	RHP	R/R	6-1	205	Sr.	Encinitas, Calif. (La Costa Canyon)
30	Jack White	LHP	L/L	6-3	210	Sr.	Charlottesville, Va (Athens Acad. (Ga.)
32	Tyler Fullman	RHP	R/R	6-1	220	Fr.	Homewood, Ill. (Marian Catholic)
34	Ahmad Harajli	RHP	R/R	6-4	240	So.	Dearborn, Mich. (IMG Academy)
35	Walker Cleveland	LHP	L/L	6-2	175	Sr.	Suwanee, Ga. (North Gwinnett)
37	Chase Allen	RHP	R/R	6-6	220	So.	Lakewood, Colo. (Regis Jesuit)
39	Connor O'Halloran	LHP	R/L	6-2	190	So.	Mississauga, Ont. (St. Martin's)
40	Angelo Smith	LHP	L/L	5-9	175	5th	Thornton, Ill. (Richards)
41	Christian Blakely	RHP	R/R	6-6	215	5th	Detroit, Mich./ University High School
47	Jacob Denner	LHP	L/L	6-0	195	Jr.	Closter, N.J. (Bergen Catholic)
48	Noah Rennard	RHP	R/R	6-3	205	Sr.	Santa Rosa, Calif. (Maria Carrillo / Santa Rosa CC)

NO.	CATCHERS	POS.	B/T	HT.	WT.	YR.	HOMETOWN (HS/LAST SCHOOL)
4	Brandon Lawrence	C/IF	S/R	6-0	190	Jr.	Santa Ynez, Calif. (Dunn/ Santa Barbara City)
8	Jimmy Obertop	C	R/R	6-2	230	Jr.	Saint Louis, Mo. (Westminster Christian Acad.)
13	Joe Longo	C	R/R	6-0	215	Fr.	Apple Valley, Minn. (Academy of Holy Angels)
18	Jordon Rogers	UT	R/R	5-9	175	Sr.	Chicago, Ill. (Simeon Academy)
50	Casey Buckley	C	L/R	6-1	195	Sr.	Long Beach, Calif. (Los Alamitos)

NO.	INFIELDBERS	POS.	B/T	HT.	WT.	YR.	HOMETOWN (HS/LAST SCHOOL)
0	Dan Blomgren	IF	R/R	5-10	165	So.	Milton, Wis. (Chipola JC)
2	Camden Gasser	IF	L/R	5-10	160	Fr.	Huntingburg, Ind. (Southridge)
3	Ted Burton	IF	R/R	6-3	190	Jr.	Huntington Beach, Calif. (Edison)
4	Brandon Lawrence	C/IF	S/R	6-0	190	Jr.	Santa Ynez, Calif. (Dunn/ Santa Barbara City)
6	Alex FedJe-Johnson	IF	R/R	6-0	190	Gr.	Minneapolis, Minn. (Davidson Univ.)
7	Jake Marti	OF	S/R	6-4	200	Jr.	Bloomington, Ill. (Normal West / Hartland CC)
9	Dylan Stanton	IF	R/R	6-1	190	So.	Richland, Mich. (Gull Lake)
10	Cody Hultnik	IF	R/R	6-0	175	Fr.	Battle Creek, Mich. (Pennfield)
12	Riley Bertram	IF	S/R	6-0	185	Sr.	Zionsville, Ind. (Zionsville)
18	Jordon Rogers	UT	R/R	5-9	175	Sr.	Chicago, Ill. (Simeon Academy)
24	Matt Frey	IF	L/R	6-0	200	Gr.	Murrysville, Pa. (Davison Univ.)
36	Trevor Kilinski	IF	L/R	6-1	200	So.	Zeeland, Mich. (Zeeland West)
51	Jack VanRemortel	IF	R/R	6-2	215	Sr.	Carmel, Ind. (Carmel/ Umpqua CC)

NO.	OUTFIELDERS	POS.	B/T	HT.	WT.	YR.	HOMETOWN (HS/LAST SCHOOL)
5	Joe Stewart	OF	R/R	6-4	215	Gr.	Portage, Mich. (Portage Central/ Michigan State)
15	Clark Elliott	IF/OF	L/R	6-0	185	Jr.	Barrington, Ill. (Barrington)
18	Jordon Rogers	UT	R/R	5-9	175	Sr.	Chicago, Ill. (Simeon Academy)
22	Tito Flores	OF	R/R	6-0	190	Jr.	Allen Park, Mich. (Brother Rice)
26	Joey Velazquez	OF	L/L	6-0	230	Jr.	Lewis Center, Ohio (St. Francis De Sales)
49	Ian Kennedy	OF	R/R	6-3	230	So.	Douglasville, Ga (Whitefield Academy)
54	Ryan Zimmer	RHP	R/R	6-5	230	So.	St. Clair, Mich. (St. Clair)
55	Cameron Weston	RHP	R/R	6-2	215	Jr.	Canonsburg, Pa. (Canon-McMillan)

### PRONUNCIATION GUIDE

#### Pronunciation Guide

Erik Bakich	back-itch
Keaton Carattini	CARE-ah-tee-nee
Ahmad Harajli	HA-ROG-lee
Noah Rennard	RENN-ard
Nick Schnabel	sh-KNOB-uhl
John Torroella	TORE-ell-ah

### MEDIA INFORMATION

#### INTERVIEWS

All interviews with players and coaches need to be cleared through the Michigan media relations office with Kurt Svoboda. If you wish to talk to any Wolverine player or head coach Erik Bakich, please contact Kurt Svoboda via email or phone - contact information on the front page of the Baseball notes.

#### GAME NOTES AND STATISTICS

Game notes and statistics will be distributed to all working media on game days at the Wilpon Baseball Complex. Copies will be made available in the press box. Statistics are for working press only. All information will be made available to fans and Michigan supporters on MGoBlue.com.

#### LIVE STATS AND BROADCASTS

Select games will be available on radio and/or the internet but all home games can be accessed through Sidearm Stats, offering realtime statistics on MGoBlue.com.



## THE LAST TIME IT HAPPENED

## ◆ A MICHIGAN HITTER...

Feat	Date	Player/Opponent
Hit Two HR in an inning	4/5/06	Mike Schmidt vs. CMU (3rd inn.)
Hit Two HR in a game	5/19/22	Clark Elliott vs. Rutgers (W, 9-6)
	4/16/21	Danny Zimmerman at Minnesota (W, 21-5)
	3/20/21	Clark Elliott vs. Illinois (W, 8-1)
	3/19/21	Jimmy Obertop vs. Illinois (L, 7-4)
	6/21/19	Jimmy Kerr vs. Texas Tech (W, 15-3)
	6/3/19	Jimmy Kerr vs. Creighton (L, 11-7)
	3/30/19	Jimmy Kerr vs. Michigan State (W, 16-2)
	3/23/19	Jordan Brewer vs. Stetson (W, 16-6)
	3/15/19	Jordan Brewer vs. Manhattan (W, 23-2)
	5/9/18	Jordan Nwogu at Mich. St. (W, 10-2)
	3/23/18	Jonathan Engelmänn vs. Mich St. (W, 12-3)
	4/1/17	Drew Lugbauer vs. Penn State (W, 15-2)
Hit Three HR in a game	4/23/22	Joe Stewart vs. Ohio State (W, 16-13)
	4/15/22	Clark Elliott at Michigan State (W, 18-6)
	4/1/16	Matt Ramsay at Northwestern (W, 12-4)
	2/19/10	Coley Crank vs. JSU (W, 19-11)
Hit Back-to-Back HRs	5/27/22	Elliott/ Stewart vs. Illinois (1st inn.)
	3/23/19	Franklin/Brewer vs. Stetson (6th inn.)
	3/16/17	Lugbauer/Brdar vs. NIU (3rd inn.)
	3/25/12	Crank/Lorenz vs. IPFW (5th inn.)
Hit Back-to-Back HRs to Leadoff Game	5/26/22	Elliott/ Stewart vs. Illinois (1st inn. - B1G Tourney)
Hit Four Consecutive HRs	3/25/22	Frey, Obertop, Burton, Flores at Nebraska (5th inn.)
Hit Back-to-Back-to-Back HRs	3/25/22	Frey, Obertop, Burton, Flores at Nebraska (5th inn.)
	5/15/10	LaMarre/Berset/Crank vs. Northwestern (6th inn.)
Hit Leadoff HR	5/26/22	Clark Elliott vs. Illinois
	5/19/22	Clark Elliott vs. Rutgers
	4/15/22	Clark Elliott at Michigan State
	3/18/22	Clark Elliott vs. Texas Tech
	4/16/21	Jordan Rogers at Minnesota
	6/1/19	Jordan Nwogu vs. Creighton
	4/26/19	Jordan Nwogu vs. Rutgers
	3/1/19	Ako Thomas at Cal-State Northridge
	5/4/18	Jordan Nwogu at Rutgers
Hit Pinch Hit HR	4/4/21	Danny Zimmerman at Maryland (9th inn.)
	4/1/17	Joe Pace vs. Penn State (8th inn.)
	3/27/11	Coley Crank vs. MSU (7th inn.)
Hit Grand Slam	4/23/22	Joe Stewart vs. Ohio State (2nd inn, 3rd inn.)
	4/15/22	Clark Elliott at Michigan State (2nd inn.)
	3/18/22	Ted Burton vs. Dayton (1st inn.)
	3/5/22	Tito Flores at East Carolina (9th inn.)
	3/2/22	Ted Burton at Florida Atlantic (7th inn.)
	5/2/21	Ted Burton vs. Illinois (1st inn.)
	4/16/21	Danny Zimmerman at Minnesota (5th Inn.)
	4/4/21	Jimmy Obertop at Maryland (3rd inn.)
	3/20/21	Clark Elliott vs. Illinois (1st Inn.)
	3/13/21	Jimmy Obertop vs. Purdue (1st Inn.)
	3/7/21	Griffin Mazur vs. Iowa (2nd Inn.)
	3/16/19	Jordan Brewer vs. Manhattan (4th inn.)
	3/15/19	Jordan Brewer vs. Manhattan (3rd inn.)
Hit Two Grand Slams in a game	4/23/22	Joe Stewart vs. Ohio State (2nd inn, 3rd inn.)
Hit Inside the Park HR	5/9/18	Jordan Nwogu at Mich. St. (7th inn.)
	3/19/16	Drew Lugbauer at #22 Okla. State (4th inn.)
	4/21/13	Travis Maezes vs. Northwestern (3rd inn.)
Hit "Walk-Off" HR	4/28/19	Joe Donovan vs. Rutgers (W, 4-1)
	3/19/17	Drew Lugbauer vs. NIU (W, 7-4)
	5/16/10	Mike Dufek vs. Northwestern (W, 15-14)
Hit "Walk-Off" Grand Slam	5/17/02	Mike Sokol vs. Purdue (W, 6-3)
Hit HR From Both Sides	3/5/97	Bobby Scales at Rollins (W, 15-8)
	Left-handed	1st inning - Grand Slam
	Right-handed	8th inning - 3-run homer
Had 10 RBI in a game	4/23/22	Joe Stewart vs. Ohio State (11)

## ◆ A MICHIGAN PITCHER...

FEAT	DATE	PLAYER/OPPONENT
Threw a CG Shutout	(9 inn.) 6/17/2019	Tommy Henry vs. Florida State (W, 2-0)
	(9 inn.) 2/22/19	Tommy Henry at The Citadel (W, 2-0)
	(9 inn.) 5/5/17	Oliver Jaskie vs. Ohio State (W, 6-0)
	(7 inn.) 3/26/16	Brett Adcock vs. UIC (W, 5-0)
Threw a No-Hitter	(9 inn.) 5/15/71	Jim Burton at Wisconsin (W, 3-0)
	(7 inn.) 4/3/94	Ron Hollis vs. MSU (W, 4-0)
Threw a Combined No-Hitter (9 inn.)	4/9/85 vs. Wayne State (W, 21-1)	Casey Close (W) & John Grettenburg

## ◆ MICHIGAN...

FEAT	DATE	OPPONENT
Turned a Triple Play	4/29/00	at Penn State (3rd inn.)
Shutout an Opponent	(9 inn.) 4/2/22	vs. Iowa (2-0)
Shutout a Ranked Opponent	(9 inn.) 5/29/21	at #21 Nebraska (2-0)
Shutout Opp in CWS Game	(9 inn.) 6/17/2019	vs. Florida State (2-0)
Shutout Opp in NCAA Regional	(9 inn.) 5/31/2019	vs. Creighton (6-0)
Shutout an Opponent Twice in a DH	3/27/19	vs. San Jose State (3-0 & 1-0)

## MICHIGAN MLB DRAFT SELECTIONS

## Total MLB Draft Selections: 191

Through 2021 Draft (1965-2021)  
Player, Team, Round (and pick if 1st round)

\* indicates player did not sign

Note: June Secondary Draft occurred from 1966-1985;  
January Secondary Draft occurred from 1966-1985

## 2021

Steven Hajjar, Minnesota Twins, 2nd  
Benjamin Sems, Colorado Rockies, 15th  
Blake Beers, Oakland Athletics, 19th

## 2020

Jeff Criswell, Oakland Athletics, 2nd  
Jordan Nwogu, Chicago Cubs, 3rd  
Jessie Franklin, Atlanta Braves, 3rd  
Jack Blomgren, Colorado Rockies, 5th

## 2019

Tommy Henry, Arizona Diamondbacks, 2nd  
Karl Kauffmann, Colorado Rockies, 2nd  
Jordan Brewer, Houston Astros, 3rd  
Jack Weisenburger, Oakland Athletics, 20th  
Jimmy Kerr, Detroit Tigers, 33rd

## 2018

William Tribucher, Colorado Rockies, 14th  
Jayce Vancena, Detroit Tigers, 31st  
Jonathan Engelmänn, Cleveland Indians, 31st

## 2017 (Led NCAA Division I)

Oliver Jaskie, Seattle Mariners, 6th  
Drew Lugbauer, Atlanta Braves, 11th  
Ryan Nutof, Cincinnati Reds, 16th  
Harrison Wenson, Los Angeles Angels, 24th  
Bryan Pall, Seattle Mariners, 25th  
Jake Bivens, Detroit Tigers, 27th  
Johnny Slater, Seattle Mariners, 28th  
Michael Hendrickson, Cleveland Indians, 28th  
Grant Reuss, Detroit Tigers, 29th  
Mac Lozer, New York Mets, 33rd  
Michael Brdar, St. Louis Cardinals, 36th

## 2016

Brett Adcock, Houston Astros, 4th  
Carmen Benedetti, Houston Astros, 12th  
Evan Hill, Detroit Tigers, 24th  
Jackson Lamb, St. Louis Cardinals, 35th\*  
Harrison Wenson, Pittsburgh Pirates, 39th\*

## 2015

Jacob Cronenworth, Tampa Bay Rays, 7th  
Jackson Glines, Chicago White Sox, 10th  
Travis Maezes, Kansas City Royals, 13th

## 2014

James Bourque, Washington Nationals, 14th  
Trent Szkutnick, Detroit Tigers, 20th

## 2013

Michael O'Neill, New York Yankees, 3rd  
Patrick Biondi, New York Mets, 9th

## 2011

Tyler Mills, St. Louis Cardinals, 9th

## 2010

Ryan LaMarre, Cincinnati Reds, 2nd

Matt Miller, Milwaukee Brewers, 5th  
Alan Oaks, Florida Marlins, 8th  
Tyler Burgoon, Seattle Mariners, 10th  
Chris Berset, Cincinnati Reds, 20th

## 2009

Chris Fetter, San Diego Padres, 9th

## 2008

Jason Christian, Oakland A's, 5th  
Zach Putnam, Cleveland Indians, 5th  
Adam Abraham, Cleveland Indians, 13th  
Nate Recknagel, Cleveland Indians, 19th  
Michael Powers, New York Mets, 31st

## 2007

Andrew Hess, Detroit Tigers, 19th  
Doug Pickens, Cleveland Indians, 50th

## 2006

Paul Hammond, Detroit Tigers, 35th

## 2005

Chris Getz, Chicago White Sox, 4th  
Clayton Richard, Chicago White Sox, 8th  
Derek Feldkamp, Tampa Bay Devil Rays, 9th  
Jim Brauer, Florida Marlins, 9th  
Michael Penn, Kansas City Royals, 11th  
Kyle Bohm, Toronto Blue Jays, 16th  
Jeff Kunkel, Detroit Tigers, 37th (signed after 2006 season)

## 2004

\*Derek Feldkamp, Toronto Blue Jays, 41st  
\*Jim Brauer, New York Mets, 42nd  
Brandon Roberts, Cincinnati Reds, 45th

## 2003

Jake Fox, Chicago Cubs, 3rd  
Brock Koman, Houston Astros, 9th  
\*Jim Brauer, Colorado Rockies, 17th

## 2002

Rich Hill, Chicago Cubs, 4th  
Bobby Korecky, Philadelphia Phillies, 19th

## 2001

\*Rich Hill, California Angels, 7th  
Bobby Wood, New York Yankees, 24th

## 2000

David Parrish, NY Yankees, 1st (28th pick)

## 1999

J.J. Putz, Seattle, 6th  
Brian Bush, Philadelphia, 12th  
Bobby Scales, San Diego, 14th  
Mike Seestedt, Baltimore, 26th

## 1998

Brian Berryman, San Diego, 7th  
\*J.J. Putz, Minnesota, 17th  
Derek Besco, Detroit, 25th  
\*Mike Cervenak, Oakland A's, 43rd

## 1997

No Selections

## 1996

Kelly Dransfeldt, Texas, 2nd

## MICHIGAN MLB DRAFT SELECTIONS

\*Brian Steinbach, Milwaukee Brewers, 54th

### 1995

Brian Simmons, Chicago White Sox, 2nd  
Scott Weaver, Detroit, 8th  
Ryan Van Oeveren, Montreal 26th  
Matt Ferullo, New York Mets, 31st

### 1994

Heath Murray, San Diego, 3rd  
Ray Ricken, New York Yankees, 5th  
Ron Hollis, Los Angeles, 10th  
Chris Newton, Detroit, 27th

### 1993

Nate Holdren, Colorado, 16th

### 1992

Dennis Konuszewski, Pittsburgh, 9th

### 1991

Russell Brock, Oakland, 2nd  
Tim Flannelly, New York Yankees, 3rd  
Jason Pfaff, Detroit, 8th  
Mike Matheny, Milwaukee Brewers, 8th  
Andy Fairman, Milwaukee Brewers, 24th  
Dan Ruff, Detroit, 31st

### 1990

Kirt Ojala, New York Yankees, 4th  
Matt Morse, Minnesota, 19th  
Greg Haeger, Detroit, 21st  
\*Greg McMurtry, Detroit, 27th

### 1989

Ross Powell, Cincinnati, 3rd  
Mike Grimes, Oakland, 3rd  
Tim Lata, St. Louis, 36th  
John Locker, Boston, 40th

### 1988

Jim Abbott, California, 1st (8th pick)  
Bill St. Peter, Chicago Cubs, 7th  
Mike Ignasiak, Milwaukee Brewers, 8th  
Steve Finken, Los Angeles, 21st  
\*Mike Gillette, Kansas City Royals, 34th  
Chris Lutz, Chicago Cubs, 43rd  
Tom Brock, Seattle, 46th

### 1987

\*Mike Ignasiak, St. Louis, 4th  
\*Jim Agemy, New York Yankees, 51st

### 1986 (June Regular Phase)

Casey Close, New York Yankees, 7th  
Hal Morris, New York Yankees, 8th  
Dan Disher, Seattle, 10th  
Scott Kamieniecki, New York Yankees, 14th  
David Karasinski, Atlanta, 42nd

### 1985 (June Regular Phase)

Barry Larkin, Cincinnati, 1st (4th pick)  
Mike Watters, Los Angeles, 2nd  
\*Scott Kamieniecki, Milwaukee Brewers, 23rd  
\*Dan Disher, Detroit, 27th

### 1984 (June Regular Phase)

Gary Wayne, Montreal 4th  
\*Gary Grant, Milwaukee Brewers, 16th  
\*Bill Shuta, Detroit, 34th

### 1983 (June Regular Phase)

Rich Stoll, Montreal, 1st (14th pick)  
Chris Sabo, Cincinnati, 2nd  
Dave Kopf, Chicago Cubs, 3rd  
Jeff Jacobson, Baltimore, 11th  
\*Gary Wayne, Oakland, 23rd

### 1982 (June Regular Phase)

Steve Ontiveros, Oakland, 2nd  
Tony Evans, Cincinnati, 6th  
Jim Paciorek, Milwaukee Brewers, 8th  
John Young, Detroit, 19th  
\*Jeff Jacobson, Detroit, 27th

### 1981 (June Regular Phase)

Scot Elam, Toronto, 10th  
\*Jim Paciorek, Cleveland, 14th  
Gerry Hool, Toronto, 15th  
Mark Clinton, Houston, 17th

### 1980 (June Regular Phase)

George Foussianes, Detroit, 36th

### 1979 (June Regular Phase)

Rick Leach, Detroit, 1st (13th pick)  
Steve Howe, Los Angeles, 1st (16th pick)  
Steve Perry, Los Angeles, 1st (25th pick)  
\*George Foussianes, Montreal, 28th  
*1979 - First time three first-round picks from one school*

### 1978 (June Regular Phase)

Mike Parker, San Diego, 8th  
\*Rick Leach, Philadelphia, 24th  
David Chapman, Texas, 37th

### 1977

No Selections

### 1976 (June Regular Phase)

Lary Sorensen, Milwaukee Brewers, 8th  
Dick Walterhouse, Pittsburgh, 19th

### 1975 (June Regular Phase)

Chuck Rogers, Chicago Cubs, 8th  
Tom Joyce, Chicago White Sox, 27th  
\*James (Randy) Hackney, Chicago Cubs, 29th

### 1974 (June Regular Phase)

John Lonchar, Minnesota, 7th

### 1973 (June Regular Phase)

June Regular Phase  
Mark Crane, Philadelphia, 13th  
\*Tom Kettinger, Pittsburgh, 30th

### 1972 (June Regular Phase)

Michael Elwood, California, 5th  
Leon Roberts, Detroit, 10th

### 1971 (June Secondary Phase)

Jim Burton, Boston, 1st  
Dan Fife, Detroit, 2nd

### 1970 (June Secondary Phase)

Tom Lundstedt, Chicago Cubs, 1st

### 1969 (June Secondary Phase)

John Hurley, Minnesota, 1st

### June Regular Phase

Glen Redmon, Chicago White Sox, 19th

### 1968

- January Secondary Phase  
Geoff Zahn, Los Angeles, 5th  
- June Secondary Phase  
Elliott Maddox, Detroit, 1st  
Steve Evans, St. Louis, 1st  
\*John Hurley, Detroit, 2nd  
\*Dave Renkiewicz, Chicago White Sox, 4th  
\*Gerald Christman, San Francisco, 6th

### 1967

- January Secondary Phase  
Nikola Radakovik, Houston, 2nd  
\*Geoff Zahn, Boston, 5th  
\*Bill Zepp, Boston, 7th  
- June Regular Phase  
Leslie Tanona, Detroit, 4th  
\*Keith Spicer, Minnesota, 18th  
- June Secondary Phase  
\*Geoff Zahn, Detroit, 2nd  
\*Dave Renkiewicz, Chicago White Sox, 6th  
\*John Hurley, Chicago White Sox, 15th

### 1966

-January Secondary Phase  
\*Bob Reed, Washington, 2nd  
\*Richard Schryer, Chicago White Sox, 6th  
- June Regular Phase  
Robert Gilhooley, Detroit, 3rd  
\*Nikola Radakovik, Kansas City A's, 10th  
Chandler Simonds, Detroit, 12th  
Ted Sizemore, Los Angeles, 15th  
\*Cazzie Russell, Kansas City A's, 27th  
\*Geoff Zahn, Chicago White Sox, 34th  
- June Secondary Phase  
Bob Reed, Detroit, 2nd  
Richard Schryer, Los Angeles, 2nd  
\*Bill Zepp, Detroit, 8th

### 1965 (June Regular Phase)

\*Bob Reed, Detroit, 4th  
Carl Cmejrek, Baltimore, 24th  
\*Bill Zepp, Milwaukee Braves, 33rd

**Since its inaugural season in 1866, the University of Michigan baseball program has inspired numerous Wolverines to continue their careers in professional baseball.**

**To date, 65 Wolverines have appeared in the highest level of professional baseball, with nine former Michigan baseball players becoming World Series champions and three earning inductions to the National Baseball Hall of Fame.**

**The program has had seven first-round Major League Draft picks in its history: Rick Leach (1979), Steve Howe (1979), Steve Perry (1979), Rich Stoll (1983), Barry Larkin (1985), Jim Abbott (1988) and David Parrish (2000).**

**Additionally, Michigan players have combined for 31 MLB All-Star selections and 12 Rawlings Gold Glove awards. Two former Wolverines have been named their league's Most Valuable Player, and three have been named Rookie of the Year.**

**The Wolverine program has totaled 191 Major League Draft selections, with countless others signing free agent contracts. Under head coach Erik Bakich (2013-present), Michigan has had 38 players drafted, including a program-best and nation-leading 11 draft selections in 2017.**

### Active MLB Players (3)

Jake Cronenworth, 2B/ P  
San Diego Padres

Rich Hill, LHP

Boston Red Sox

Ryan LaMarre, OF

New York Yankees

### Active Professional Players (27)

Brett Adcock, P, Sioux City Explorers  
Blake Beers, Stockton Ports  
Cameron Benedetti, Houston Astros  
Jack Blomgren, Spokane Indiana  
James Bourque, P, Tennessee Smokies  
Jordan Brewer, OF, Asheville Tourists  
Jeff Criswell, P, Lansing Lugnuts  
Joe Donovan, C, Lynchburg Hillcats  
Jon Engelmann, OF, Akron RubberDucks  
Jesse Franklin, OF, Mississippi Braves  
Steve Hajjar, Ft. Myers Mighty Mussels  
Tommy Henry, P, Reno Aces  
Karl Kauffmann, P, Hartford Yard Goats  
Ben Keizer, P, Tampa Tarpons  
Jimmy Kerr, IF, Lakeland Flying Tigers  
Drew Lugbauer, C, Mississippi Braves  
Troy Miller, P, Binghamton Rumble Ponies  
Christian Molfetta, C, Tri-City Dust Devils  
Ryan Nutoff, P, Chattanooga Lookouts  
Jordan Nwogu, OF, South Bend Cubs  
Bryan Pall, P, Everett AquaSox  
Matthew Schmidt, 1B, Columbia Fireflies  
Benjamin Sems, SS, Spokane Indians  
Will Tribucher, P, Spokane Indians  
Jayce Vancena, P, Boise Hawks  
Jack Weisenburger, P, Midland RockHounds  
Harrison Wenson, C, Tennessee Smokie

### Michigan 1st Round Choices

#### June Regular Phase Only

Barry Larkin -- 1985, Cincinnati (4th)  
Jim Abbott -- 1988, California (8th)  
Rick Leach -- 1979, Detroit (13th)  
Rich Stoll -- 1983, Montreal (14th)5  
Steve Howe -- 1979, Los Angeles (16th)  
Steve Perry -- 1979, Los Angeles (25th)  
David Parrish -- 2000, NY Yankees (28th)

**The Automated ScoreBook**  
**Overall Statistics for Michigan (as of May 29, 2022)**  
**(All games Sorted by Batting avg)**

Record: 32-26 Home: 15-9 Away: 10-13 Neutral: 7-4 B1G: 12-12

Player	avg	gp-gs	ab	r	h	2b	3b	hr	rbi	tb	slg%	bb	hp	so	gdp	ob%	sf	sh	sb-att	po	a	e	fld%
Stewart, Joe	.344	58-58	250	69	86	15	2	12	53	141	.564	24	6	58	2	.408	4	0	23-24	135	5	1	.993
Elliott, Clark	.344	57-55	227	69	78	16	3	14	66	142	.626	48	6	50	0	.466	2	0	19-23	101	1	3	.971
Stanton, Dylan	.340	22-10	50	10	17	0	0	2	8	23	.460	2	0	12	0	.358	1	0	2-2	58	6	3	.955
Frey, Matt	.315	57-57	216	53	68	13	0	10	53	111	.514	38	16	33	1	.444	5	0	2-3	22	82	7	.937
Bertram, Riley	.294	58-58	221	45	65	19	2	2	39	94	.425	22	5	43	6	.368	2	5	4-6	78	163	14	.945
Flores, Tito	.290	58-58	224	46	65	19	1	11	49	119	.531	23	14	48	3	.389	1	0	2-4	54	1	0	1.000
Obertop, Jimmy	.282	58-58	220	43	62	8	0	12	46	106	.482	36	7	76	1	.393	4	0	0-0	448	27	2	.996
Velazquez, Joey	.278	28-21	79	16	22	8	0	4	17	42	.532	11	2	25	0	.380	0	1	0-0	36	1	3	.925
Burton, Ted	.253	57-57	217	47	55	17	0	9	52	99	.456	33	10	68	2	.373	3	1	12-16	135	99	6	.975
Van Remortel	.236	31-29	89	17	21	11	0	1	12	35	.393	18	1	35	2	.370	0	1	1-1	201	22	2	.991
Marti, Jake	.180	27-15	61	11	11	4	0	1	11	18	.295	7	1	18	0	.264	3	6	3-3	110	3	0	1.000
Rogers, Jordon	.176	37-19	68	15	12	2	0	1	11	17	.250	14	0	22	1	.317	0	2	6-6	24	4	1	.966
Fedje-Johnson, Alex	.123	26-17	65	14	8	1	0	0	6	9	.138	10	6	15	0	.296	0	0	4-5	28	44	1	.986
Buckley, Casey	.115	14-5	26	6	3	0	0	2	5	9	.346	4	1	12	0	.258	0	1	0-0	61	9	1	.986
-----																							
Kilinski, Trevor	.500	7-0	4	1	2	0	0	0	1	2	.500	0	0	2	0	.500	0	0	1-1	1	0	0	1.000
Kennedy, Ian	.333	3-0	3	1	1	0	0	0	0	1	.333	0	0	1	1	.333	0	0	0-0	1	0	0	1.000
Lawrence, Brandon	.167	12-4	12	4	2	0	0	1	4	5	.417	6	1	6	0	.474	0	1	0-0	6	7	0	1.000
VanRemortel, Jack	.000	1-0	0	0	0	0	0	0	2	0	.000	0	0	0	0	.000	0	1	0-0	3	1	0	1.000
Weston, Cameron	.000	1-1	0	0	0	0	0	0	0	0	.000	0	0	0	0	.000	0	0	0-0	2	5	1	.875
Totals	.284	58	2032	467	578	133	8	82	435	973	.479	296	76	524	19	.391	25	19	79-94	1523	512	58	.972
Opponents	.294	58	2061	434	606	136	23	68	396	992	.481	283	88	506	30	.398	23	10	53-67	1513	481	51	.975

LOB - Team (468), Opp (508). DPs turned - Team (37), Opp (30). IBB - Team (6), Elliott 3, Stewart 1, Bertram 1, Burton 1, Opp (3). Picked off - Burton 2, Obertop 1, Lawrence 1, Velazquez 1, Elliott 1.

**(All games Sorted by Earned run avg)**

Player	era	w-l	app	gs	cg	sho	sv	ip	h	r	er	bb	so	2b	3b	hr	b/avg	wp	hp	bks	sfa	sha
Allen, Chase	3.95	7-2	24	7	0	0/1	3	73.0	65	40	32	26	55	16	2	11	.233	3	14	1	2	2
Weston, Cameron	4.72	4-3	17	11	0	0/0	4	74.1	87	45	39	36	88	18	4	5	.290	9	6	0	2	1
O'Halloran, Connor	4.90	5-4	17	16	0	0/1	0	86.1	87	54	47	37	97	20	3	9	.262	5	9	1	3	5
Weiss, Willie	5.29	3-2	22	0	0	0/0	3	34.0	27	23	20	21	37	6	0	4	.227	12	13	0	3	0
Rennard, Noah	5.37	5-2	27	3	0	0/1	4	52.0	68	35	31	20	63	17	2	6	.304	3	4	0	2	0
Torroella, John	5.40	0-0	3	0	0	0/0	0	3.1	2	2	2	2	3	1	0	1	.167	1	1	0	0	0
Denner, Jacob	6.75	4-6	22	11	0	0/0	2	62.2	79	56	47	23	63	18	6	9	.305	5	6	1	4	0
Goldensoph, Avery	7.89	1-0	14	0	0	0/0	0	21.2	37	25	19	9	14	7	3	5	.370	4	4	0	1	0
Cleveland, Walker	8.46	1-3	17	5	0	0/0	0	27.2	31	26	26	25	11	6	0	4	.292	1	2	0	0	1
Keaser, Jake	9.82	1-0	15	1	0	0/0	0	14.2	18	18	16	12	17	3	0	3	.300	4	6	0	1	0
Smith, Angelo	11.85	1-2	15	0	0	0/0	0	13.2	29	19	18	10	15	8	0	1	.453	1	7	1	1	0
Lawrence, Brandon	12.71	0-0	6	0	0	0/0	0	5.2	8	9	8	3	2	1	0	1	.308	1	3	0	0	0
Harajli, Ahmad	13.09	0-0	17	0	0	0/0	1	11.0	14	16	16	24	14	6	0	1	.304	7	5	0	0	0
Carattini, Keaton	13.50	0-0	2	0	0	0/0	0	2.0	4	3	3	2	4	2	0	2	.400	1	0	0	0	0
Wood, Logan	16.57	0-2	14	1	0	0/0	0	14.2	29	30	27	11	15	3	1	3	.397	3	6	1	1	1
Jones, Jaylen	20.25	0-0	5	0	0	0/0	0	2.2	2	6	6	8	2	2	0	0	.200	3	0	0	0	0
Zimmer, Ryan	24.30	0-0	5	0	0	0/0	0	3.1	6	9	9	8	3	0	0	1	.375	2	0	0	0	0
White, Jack	27.00	0-0	4	3	0	0/0	0	3.2	9	11	11	3	3	2	2	2	.474	3	1	1	1	0
-----																						
VanRemortel, Jack	13.50	0-0	1	0	0	0/0	0	0.2	2	1	1	0	0	0	0	0	.667	0	0	0	1	0
Blakely, Christian	81.00	0-0	1	0	0	0/0	0	0.2	2	6	6	3	0	0	0	0	.667	0	1	0	1	0
Totals	6.81	32-26	58	58	0	1/1	17	507.2	606	434	384	283	506	136	23	68	.294	68	88	6	23	10
Opponents	7.74	26-32	58	58	0	0/0	8	504.1	578	467	434	296	524	133	8	82	.284	87	76	3	25	19

PB - Team (12), Obertop 7, Buckley 5, Opp (9). Pickoffs - Team (5), Cleveland 3, Obertop 1, Weston 1, Opp (6). SBA/ATT - Obertop (47-55), Buckley (6-11), Weston (8-11), O'Halloran (7-11), Weiss (8-8), Allen (6-7), Keaser (3-5), Cleveland (4-5), Harajli (5-5), Wood (4-4), Goldensoph (3-3), Smith (0-3), Denner (2-2), White (1-1), Torroella (1-1), Zimmer (1-1).



**The Automated ScoreBook**  
**Overall Statistics for Michigan (as of May 29, 2022)**  
**(All games Sorted by Fielding pct)**

Player	c	po	a	e	fld%	dp	sba	csb	sba%	pb	ci
Marti, Jake	113	110	3	0	1.000	8	0	0	---	0	0
Flores, Tito	55	54	1	0	1.000	0	0	0	---	0	0
Lawrence, Brandon	13	6	7	0	1.000	1	0	0	---	0	0
Allen, Chase	7	2	5	0	1.000	0	6	1	.857	0	0
VanRemortel, Jack	4	3	1	0	1.000	1	0	0	---	0	0
Kilinski, Trevor	1	1	0	0	1.000	0	0	0	---	0	0
Kennedy, Ian	1	1	0	0	1.000	0	0	0	---	0	0
Jones, Jaylen	1	1	0	0	1.000	0	0	0	---	0	0
Goldensoph, Avery	1	1	0	0	1.000	0	3	0	1.000	0	0
Obertop, Jimmy	477	448	27	2	.996	2	47	8	.855	7	0
Stewart, Joe	141	135	5	1	.993	0	0	0	---	0	0
Van Remortel	225	201	22	2	.991	14	0	0	---	0	0
Fedje-Johnson, Alex	73	28	44	1	.986	5	0	0	---	0	0
Buckley, Casey	71	61	9	1	.986	0	6	5	.545	5	0
Burton, Ted	240	135	99	6	.975	16	0	0	---	0	0
Elliott, Clark	105	101	1	3	.971	0	0	0	---	0	0
Rogers, Jordon	29	24	4	1	.966	1	0	0	---	0	0
Stanton, Dylan	67	58	6	3	.955	6	0	0	---	0	0
Bertram, Riley	255	78	163	14	.945	29	0	0	---	0	0
Frey, Matt	111	22	82	7	.937	3	0	0	---	0	0
Velazquez, Joey	40	36	1	3	.925	0	0	0	---	0	0
Weston, Cameron	8	2	5	1	.875	0	8	3	.727	0	0
Denner, Jacob	13	3	8	2	.846	2	2	0	1.000	0	0
O'Halloran, Connor	19	6	10	3	.842	1	7	4	.636	0	0
Cleveland, Walker	5	1	3	1	.800	0	4	1	.800	0	0
Weiss, Willie	5	3	1	1	.800	0	8	0	1.000	0	0
Wood, Logan	3	0	2	1	.667	0	4	0	1.000	0	0
Rennard, Noah	8	2	2	4	.500	0	0	0	---	0	0
Keaser, Jake	2	0	1	1	.500	0	3	2	.600	0	0
Harajli, Ahmad	0	0	0	0	.000	0	5	0	1.000	0	0
Smith, Angelo	0	0	0	0	.000	0	0	3	.000	0	0
Zimmer, Ryan	0	0	0	0	.000	0	1	0	1.000	0	0
Carattini, Keaton	0	0	0	0	.000	0	0	0	---	0	0
White, Jack	0	0	0	0	.000	0	1	0	1.000	0	0
Blakely, Christian	0	0	0	0	.000	0	0	0	---	0	0
Torroella, John	0	0	0	0	.000	0	1	0	1.000	0	0
Totals	2093	1523	512	58	.972	37	53	14	.791	12	0
Opponents	2045	1513	481	51	.975	30	79	15	.840	9	0

Hitting minimums - 1 AB 25 TPA  
Pitching minimums - 1 Games 1 IP

The Automated ScoreBook  
Individual Season/Career Summary for Michigan (as of May 29, 2022)  
(All games Sorted by Batting avg)

Record: 32-26 Home: 15-9 Away: 10-13 Neutral: 7-4 B1G: 12-12

Player	SEASON										CAREER															
	Avg	G-GS	AB	R	H	2B	3B	HR	RBI	BB	Hb	SO	Sb-Att	Avg	G-GS	AB	R	H	2B	3B	HR	RBI	BB	Hb	SO	Sb-Att
Stewart, Joe	.344	58-58	250	69	86	15	2	12	53	24	6	58	23-24	.344	58-58	250	69	86	15	2	12	53	24	6	58	23-24
Elliott, Clark	.344	57-55	227	69	78	16	3	14	66	48	6	50	19-23	.306	115-111	432	110	132	26	5	19	95	88	11	99	31-37
Stanton, Dylan	.340	22-10	50	10	17	0	0	2	8	2	0	12	2-2	.340	22-10	50	10	17	0	0	2	8	2	0	12	2-2
Frey, Matt	.315	57-57	216	53	68	13	0	10	53	38	16	33	2-3	.315	57-57	216	53	68	13	0	10	53	38	16	33	2-3
Bertram, Riley	.294	58-58	221	45	65	19	2	2	39	22	5	43	4-6	.268	128-107	403	75	108	33	2	2	65	47	13	85	16-20
Flores, Tito	.290	58-58	224	46	65	19	1	11	49	23	14	48	2-4	.308	107-104	389	80	120	33	2	18	86	44	25	73	7-12
Obertop, Jimmy	.282	58-58	220	43	62	8	0	12	46	36	7	76	0-0	.278	111-109	407	73	113	21	0	23	82	56	16	142	1-1
Velizquez, Joey	.278	28-21	79	16	22	8	0	4	17	11	2	25	0-0	.265	48-26	113	20	30	10	0	4	25	11	3	34	0-2
Burton, Ted	.253	57-57	217	47	55	17	0	9	52	33	10	68	12-16	.278	104-100	367	73	102	30	2	17	88	51	15	106	16-23
Van Remortel	.236	31-29	89	17	21	11	0	1	12	18	1	35	1-1	.225	49-29	102	20	23	11	0	1	13	22	1	37	1-1
Marti, Jake	.180	27-15	61	11	11	4	0	1	11	7	1	18	3-3	.181	51-35	127	20	23	9	0	1	17	17	5	40	10-11
Rogers, Jordon	.176	37-19	68	15	12	2	0	1	11	14	0	22	6-6	.240	72-43	175	33	42	4	0	2	28	27	1	48	12-15
Fedje-Johnson, Alex	.123	26-17	65	14	8	1	0	0	6	10	6	15	4-5	.123	26-17	65	14	8	1	0	0	6	10	6	15	4-5
Buckley, Casey	.115	14-5	26	6	3	0	0	2	5	4	1	12	0-0	.075	26-7	40	6	3	0	0	2	5	4	1	18	0-0
Kilinski, Trevor	.500	7-0	4	1	2	0	0	0	1	0	0	2	1-1	.500	7-0	4	1	2	0	0	0	1	0	0	2	1-1
Kennedy, Ian	.333	3-0	3	1	1	0	0	0	0	0	0	1	0-0	.333	3-0	3	1	1	0	0	0	0	0	0	1	0-0
Lawrence, Brandon	.167	12-4	12	4	2	0	0	1	4	6	1	6	0-0	.235	17-4	17	8	4	0	0	2	7	8	1	8	0-0
Weston, Cameron	.000	1-1	0	0	0	0	0	0	0	0	0	0	0-0	.000	2-2	0	0	0	0	0	0	0	0	0	0	0-0
VanRemortel, Jack	.000	1-0	0	0	0	0	0	0	0	0	0	0	0-0	.000	1-0	0	0	0	0	0	0	2	0	0	0	0-0
Totals	.284	58-58	2032	467	578	133	8	82	435	296	76	524	79-94													
Opponents	.294	58-58	2061	434	606	136	23	68	396	283	88	506	53-67													

(All games Sorted by Earned run avg)

Player	SEASON														CAREER													
	ERA	W-L	Ap	GS	CG	Sho	Sv	IP	H	R	ER	BB	SO	ERA	W-L	Ap	GS	CG	Sho	Sv	IP	H	R	ER	BB	SO		
Allen, Chase	3.95	7-2	24	7	0	0	0	3	73.0	65	40	32	26	55	4.32	7-2	25	7	0	0	3	73.0	66	43	35	27	55	
Weston, Cameron	4.72	4-3	17	11	0	0	4	74.1	87	45	39	36	88	3.54	12-7	38	26	1	0	6	167.2	164	79	66	68	162		
O'Halloran, Connor	4.90	5-4	17	16	0	0	0	86.1	87	54	47	37	97	5.42	5-4	23	16	0	0	0	93.0	96	63	56	43	105		
Weiss, Willie	5.29	3-2	22	0	0	0	3	34.0	27	23	20	21	37	3.67	9-6	70	1	0	0	17	100.2	69	47	41	66	127		
Rennard, Noah	5.37	5-2	27	3	0	0	4	52.0	68	35	31	20	63	5.37	5-2	27	3	0	0	4	52.0	68	35	31	20	63		
Torroella, John	5.40	0-0	3	0	0	0	0	3.1	2	2	2	2	3	5.40	0-0	3	0	0	0	0	3.1	2	2	2	2	3		
Denner, Jacob	6.75	4-6	22	11	0	0	2	62.2	79	56	47	23	63	5.49	8-10	40	20	0	0	3	126.1	149	91	77	43	121		
Goldensoph, Avery	7.89	1-0	14	0	0	0	0	21.2	37	25	19	9	14	7.89	1-0	14	0	0	0	0	21.2	37	25	19	9	14		
Cleveland, Walker	8.46	1-3	17	5	0	0	0	27.2	31	26	26	25	11	6.03	6-6	35	9	0	0	0	71.2	71	50	48	42	33		
Keaser, Jake	9.82	1-0	15	1	0	0	0	14.2	18	18	16	12	17	9.82	1-0	15	1	0	0	0	14.2	18	16	12	17	17		
Smith, Angelo	11.8	1-2	15	0	0	0	0	13.2	29	19	18	10	15	6.83	3-3	47	4	0	0	0	56.2	76	54	43	38	61		
Lawrence, Brandon	12.7	0-0	6	0	0	0	0	5.2	8	9	8	3	2	12.7	0-0	6	0	0	0	0	5.2	8	9	8	3	2		
Harajli, Ahmad	13.0	0-0	17	0	0	0	1	11.0	14	16	16	24	14	13.0	0-0	17	0	0	0	1	11.0	14	16	16	24	14		
Carattini, Keaton	13.5	0-0	2	0	0	0	0	2.0	4	3	3	2	4	8.59	0-0	6	0	0	0	0	7.1	9	7	7	4	12		
Wood, Logan	16.5	0-2	14	1	0	0	0	14.2	29	30	27	11	15	10.3	0-2	23	1	0	0	0	26.0	38	33	30	22	29		
Jones, Jaylen	20.2	0-0	5	0	0	0	0	2.2	2	6	6	8	2	20.2	0-0	5	0	0	0	0	2.2	2	6	6	8	2		
Zimmer, Ryan	24.3	0-0	5	0	0	0	0	3.1	6	9	9	8	3	24.3	0-0	5	0	0	0	0	3.1	6	9	9	8	3		
White, Jack	27.0	0-0	4	3	0	0	0	3.2	9	11	11	3	3	7.52	0-1	18	3	0	0	1	26.1	29	23	22	20	28		
-----																												
VanRemortel, Jack	13.5	0-0	1	0	0	0	0	0.2	2	1	1	0	0	13.5	0-0	1	0	0	0	0	0.2	2	1	1	0	0	0	
Blakely, Christian	81.0	0-0	1	0	0	0	0	0.2	2	6	6	3	0	81.0	0-0	1	0	0	0	0	0.2	2	6	6	3	0	0	
Totals	6.81	32-26	58	58	0	1	17	507.2	606	434	384	283	506															

The Automated ScoreBook  
Individual Game-by-Game for Michigan (as of May 29, 2022)

#37 Allen, Chase - 24 appearances (All games)

Date	Opponent	GS	IP	H	R	ER	BB	SO	2B	3B	HR	WP	BK	HBP	IBB	Score	W-L	Sv	ERA	NP
Feb 19	vs Kansas State		1.0	0	0	0	0	2	0	0	0	0	0	0	0	10-2	0-0	0	0.00	16
Feb 21	at UT Arlington	*	5.2	7	3	3	1	2	3	0	0	0	0	1	0	9-7	1-0	0	4.05	86
Feb 26	at FIU		5.0	3	1	1	0	4	3	0	0	1	0	0	0	16-8	2-0	0	3.09	57
Mar 02	at Florida Atlantic		0.2	0	0	0	0	1	0	0	0	0	0	0	0	20-13	2-0	0	2.92	9
Mar 05	at East Carolina		2.0	5	5	1	0	0	1	0	3	0	1	0	0	8-10	2-0	0	3.14	50
Mar 13	at Louisville		1.2	2	2	2	0	3	0	0	1	0	0	1	0	1-13	2-0	0	3.94	29
Mar 15	at Vanderbilt		0.2	1	0	0	2	1	0	0	0	0	0	0	0	4-5	2-0	0	3.78	25
Mar 17	DAYTON		1.0	0	0	0	0	1	0	0	0	0	0	0	0	2-1	2-0	1	3.57	8
Mar 20	DAYTON		4.0	0	0	0	1	6	0	0	0	0	0	0	0	4-2	2-0	2	2.91	55
Mar 25	at Nebraska		3.0	4	3	3	1	5	1	0	0	0	0	0	0	8-6	3-0	2	3.65	58
Mar 30	OAKLAND		2.0	1	0	0	0	1	0	1	0	0	0	1	0	7-14	3-0	2	3.38	26
Apr 02	IOWA-2		1.0	0	0	0	0	1	0	0	0	0	0	0	0	2-0	3-0	3	3.25	9
Apr 03	IOWA		2.0	3	4	4	1	2	1	0	1	0	0	2	0	3-10	3-0	3	4.25	39
Apr 08	CAL STATE FULL		1.2	4	0	0	1	0	0	0	0	0	0	1	0	2-1	4-0	3	4.02	35
Apr 10	CAL STATE FULL		2.0	4	2	2	0	1	2	0	0	0	0	0	0	11-10	4-0	3	4.32	34
Apr 17	at Michigan State	*	5.0	2	0	0	2	4	0	0	0	0	0	1	0	6-3	5-0	3	3.76	68
Apr 24	OHIO STATE	*	6.1	5	3	2	4	7	1	0	1	0	0	0	0	5-6	5-0	3	3.63	103
May 01	at Purdue-2	*	8.0	5	2	1	1	3	0	1	0	1	0	2	0	13-2	6-0	3	3.25	96
May 08	INDIANA	*	6.0	4	6	6	2	2	1	0	2	0	0	3	0	8-10	6-0	3	3.84	93
May 15	at Maryland	*	4.1	9	6	6	3	3	2	0	3	1	0	1	0	10-15	6-1	3	4.43	92
May 19	RUTGERS		2.0	1	1	0	1	1	1	0	0	0	0	0	0	9-6	6-1	3	4.29	43
May 26	vs Illinois		2.0	3	1	1	2	1	0	0	0	0	0	0	0	7-5	7-1	3	4.30	42
May 28	vs Iowa	*	5.0	2	1	0	3	4	0	0	0	0	0	1	0	3-7	7-2	3	4.00	79
May 29	vs Rutgers		1.0	0	0	0	1	0	0	0	0	0	0	0	0	10-4	7-2	3	3.95	15
Totals		7	73.0	65	40	32	26	55	16	2	11	3	1	14	0	178-16	7-2	3	3.95	-



The Automated ScoreBook  
Individual Game-by-Game for Michigan (as of May 29, 2022)

#12 Bertram, Riley - 58 games (All games)

Date	Opponent	Pos	AB	R	H	RBI	2B	3B	HR	BB	SB	CS	HBP	SAC	SF	GDP	K	PO	A	E	Avg
Feb 18	vs Texas Tech	*ss	4	1	1	1	0	0	0	0	0	0	0	0	0	0	1	0	1	0	.250
Feb 19	vs Kansas State	*ss	4	1	1	1	0	0	0	0	0	1	0	0	0	0	1	3	2	0	.250
Feb 20	vs Oklahoma	*ss	3	0	2	0	0	0	0	0	0	0	0	0	0	0	0	0	1	0	.364
Feb 21	at UT Arlington	*ss	4	0	1	0	0	0	0	0	0	0	0	1	0	0	1	2	3	1	.333
Feb 25	vs Seton Hall	*ss	3	0	1	2	1	0	0	1	0	0	0	0	0	0	1	1	3	0	.333
Feb 26	at FIU	*ss	5	1	0	0	0	0	0	1	0	0	0	0	0	1	2	0	3	0	.261
Feb 27	at FIU	*ss	4	2	2	3	0	1	0	0	0	0	0	0	1	0	0	2	3	0	.296
Mar 01	at Florida Atlantic	*ss	3	1	1	0	0	0	0	0	0	0	0	1	0	0	1	3	4	2	.300
Mar 02	at Florida Atlantic	*ss	5	2	1	0	0	0	0	1	0	0	0	0	0	1	0	3	3	0	.286
Mar 04	vs Maryland	*ss	4	1	1	2	0	0	1	0	0	0	0	0	0	0	1	1	1	0	.282
Mar 05	at East Carolina	*ss	3	1	1	0	1	0	0	1	0	0	0	0	0	0	1	2	1	0	.286
Mar 06	vs Indiana State	*ss	4	0	2	0	0	0	0	1	0	0	0	0	0	0	0	2	3	0	.304
Mar 11	at Louisville-1	*ss	4	1	2	0	0	0	0	0	0	0	0	0	0	0	0	1	2	0	.320
Mar 11	at Louisville-2	*ss	6	1	0	1	0	0	0	0	0	0	0	0	0	0	1	1	2	0	.286
Mar 13	at Louisville	*ss	2	0	1	1	0	0	0	0	0	0	0	1	0	0	0	3	1	0	.293
Mar 15	at Vanderbilt	*ss	4	2	2	1	0	0	0	0	1	0	0	0	0	0	1	2	2	1	.306
Mar 17	DAYTON	*ss	3	0	1	0	0	0	0	1	0	0	0	0	0	0	1	1	1	0	.308
Mar 18	DAYTON	*ss	5	3	4	2	1	0	0	1	0	0	0	0	0	0	0	0	0	0	.343
Mar 20	DAYTON	*ss	1	1	0	0	0	0	0	3	1	0	0	0	0	0	0	2	4	0	.338
Mar 23	at Xavier	*ss	2	0	0	0	0	0	0	0	0	0	0	0	0	0	0	1	1	0	.329
Mar 25	at Nebraska	*ss	4	1	1	1	1	0	0	1	0	0	0	0	0	0	2	2	1	1	.325
Mar 25	at Nebraska	*ss	4	0	1	0	0	0	0	0	0	0	0	0	0	0	0	0	4	0	.321
Mar 27	at Nebraska	*ss	4	0	1	1	1	0	0	0	0	0	0	0	0	1	1	0	4	0	.318
Mar 30	OAKLAND	*ss	4	1	2	0	0	0	0	0	0	0	0	0	0	1	0	0	4	0	.326
Apr 02	IOWA-1	*ss	4	0	0	0	0	0	0	0	0	0	0	0	0	0	2	1	2	0	.312
Apr 02	IOWA-2	*ss	3	0	0	1	0	0	0	0	0	0	0	0	0	0	0	2	2	0	.302
Apr 03	IOWA	*ss	2	0	1	1	0	0	0	1	0	0	0	0	1	0	0	0	4	0	.306
4/6/202	PURDUE FORT W	*ss	4	0	1	0	0	0	0	1	0	0	0	0	0	0	0	1	3	1	.304
Apr 08	CAL STATE FULL	*ss	3	0	0	0	0	0	0	0	0	0	0	0	0	0	1	4	2	0	.295
Apr 09	CAL STATE FULL	*ss	4	0	1	1	0	0	0	1	0	0	0	0	0	0	1	2	4	0	.294
Apr 10	CAL STATE FULL	*ss	5	0	1	1	1	0	0	0	0	0	0	0	0	1	0	2	7	0	.289
Apr 12	at Notre Dame	*ss	4	0	1	0	1	0	0	1	0	0	0	0	0	0	1	2	2	0	.288
Apr 15	MICHIGAN STATE	*ss	6	0	1	0	1	0	0	0	0	0	0	0	0	0	2	2	1	0	.282
Apr 16	at Michigan State	*ss	3	2	0	0	0	0	0	1	0	0	1	0	0	0	1	0	4	0	.276
Apr 17	at Michigan State	*ss	4	0	0	0	0	0	0	0	0	0	0	0	0	0	0	1	5	0	.267
Apr 22	OHIO STATE	*ss	3	2	1	0	0	0	0	1	0	0	1	0	0	0	0	3	2	0	.269
Apr 23	OHIO STATE	*ss	5	0	1	1	0	0	0	0	0	0	0	0	0	0	1	4	3	0	.266
Apr 24	OHIO STATE	*ss	3	0	1	0	0	0	0	0	0	0	0	1	0	0	2	0	4	0	.268
Apr 29	at Purdue	*ss	2	0	0	0	0	0	0	0	0	0	1	0	0	0	0	0	4	1	.264
May 01	at Purdue-1	*ss	3	1	1	2	1	0	0	0	0	0	1	0	0	0	1	1	3	0	.265
May 01	at Purdue-2	*ss	4	2	1	0	0	0	0	1	0	0	0	0	0	0	1	0	4	0	.265
May 06	INDIANA	*ss	4	0	0	0	0	0	0	0	0	0	0	0	0	0	3	1	4	0	.258
May 07	INDIANA	*ss	5	0	1	0	0	0	0	0	0	0	0	0	0	0	3	1	4	0	.256
May 08	INDIANA	*ss	3	1	1	2	0	1	0	0	0	0	1	0	0	0	1	1	8	1	.258
May 10	XAVIER	*ss	4	1	2	1	1	0	0	0	0	1	0	0	0	0	1	2	1	0	.263
May 11	WRIGHT STATE	*ss	5	2	2	4	1	0	1	0	0	0	0	0	0	0	1	1	2	0	.267
May 13	at Maryland	*ss	3	1	0	0	0	0	0	1	0	0	0	0	0	0	0	1	2	0	.263
May 14	at Maryland	*ss	4	0	1	1	0	0	0	0	0	0	0	0	0	0	0	2	5	0	.263
May 15	at Maryland	*ss	5	1	2	3	2	0	0	0	0	0	0	0	0	0	0	3	6	1	.266
May 17	MICHIGAN STATE	*ss	4	1	2	0	1	0	0	1	1	0	0	0	0	1	1	2	3	1	.271
May 19	RUTGERS	*ss	3	1	1	1	1	0	0	1	0	0	0	0	0	0	1	1	5	1	.272
May 20	RUTGERS	*ss	4	2	2	0	1	0	0	0	0	0	0	0	0	0	1	0	2	0	.277
May 21	RUTGERS	*ss	5	2	2	0	1	0	0	0	0	0	0	0	0	0	0	3	2	0	.280
May 26	vs Illinois	*ss	4	0	0	0	0	0	0	0	0	0	0	1	0	0	0	1	1	0	.275
May 27	vs Maryland	*ss	5	1	4	3	2	0	0	0	1	0	0	0	0	0	0	1	2	0	.287
May 28	vs Iowa	*ss	4	1	1	0	0	0	0	0	0	0	0	0	0	0	0	1	2	1	.286
May 29	vs Iowa	*ss	3	2	2	1	0	0	0	1	0	0	0	0	0	0	1	0	2	1	.292
May 29	vs Rutgers	*ss	5	2	2	0	0	0	0	0	0	0	0	0	0	0	2	0	2	1	.294
Totals			58gs	221	45	65	39	19	2	22	4	2	5	5	2	6	43	78	163	14	.294

On base pct. .368 • Slugging pct. .425

The Automated ScoreBook  
Individual Game-by-Game for Michigan (as of May 29, 2022)

#41 Blakely, Christian - 1 appearance (All games)

Date	Opponent	GS	IP	H	R	ER	BB	SO	2B	3B	HR	WP	BK	HBP	IBB	Score	W-L	Sv	ERA	NP
Mar 02	at Florida Atlantic		0.2	2	6	6	3	0	0	0	0	0	0	0	1	0 20-13	0-0	0	81.00	37
Totals		0	0.2	2	6	6	3	0	0	0	0	0	0	0	1	0 20-13	0-0	0	81.00	-

The Automated ScoreBook  
Individual Game-by-Game for Michigan (as of May 29, 2022)

#50 Buckley, Casey - 14 games (All games)

Date	Opponent	Pos	AB	R	H	RBI	2B	3B	HR	BB	SB	CS	HBP	SAC	SF	GDP	K	PO	A	E	Avg	
Feb 19	vs Kansas State	ph/c	1	0	0	0	0	0	0	0	0	0	0	0	0	0	1	1	1	0	.000	
Feb 26	at FIU	c	1	1	1	1	0	0	1	0	0	0	0	0	0	0	0	1	0	0	.500	
Mar 02	at Florida Atlantic	*c	6	0	0	0	0	0	0	0	0	0	0	0	0	0	4	9	1	0	.125	
Mar 18	DAYTON	c	0	2	0	0	0	0	0	2	0	0	0	0	0	0	0	5	1	0	.125	
Mar 23	at Xavier	*c	4	0	0	0	0	0	0	0	0	0	0	0	0	0	2	7	3	0	.083	
Mar 30	OAKLAND	*c	3	1	1	0	0	0	0	0	0	0	0	0	0	0	0	6	3	1	.133	
Apr 10	CAL STATE FULL	c	0	0	0	0	0	0	0	0	0	0	0	0	0	0	0	0	0	0	.133	
Apr 12	at Notre Dame	c	0	0	0	0	0	0	0	0	0	0	0	0	0	0	0	0	0	0	.133	
Apr 15	MICHIGAN STATE	ph/c	1	0	0	0	0	0	0	0	0	0	0	0	0	0	0	3	0	0	.125	
Apr 23	OHIO STATE	c	0	0	0	0	0	0	0	0	0	0	0	0	0	0	0	0	0	0	.125	
May 10	XAVIER	*c	2	0	0	0	0	0	0	1	0	0	0	1	0	0	2	12	0	0	.111	
May 11	WRIGHT STATE	ph/c	3	1	1	4	0	0	1	0	0	0	1	0	0	0	1	7	0	0	.143	
May 14	at Maryland	ph/3	1	0	0	0	0	0	0	0	0	0	0	0	0	0	1	0	0	0	.136	
May 17	MICHIGAN STATE	*c	4	1	0	0	0	0	0	1	0	0	0	0	0	0	1	10	0	0	.115	
Totals			5gs	26	6	3	5	0	0	2	4	0	0	1	1	0	0	12	61	9	1	.115

On base pct. .258 • Slugging pct. .346

The Automated ScoreBook  
Individual Game-by-Game for Michigan (as of May 29, 2022)

#3 Burton, Ted - 57 games (All games)

Date	Opponent	Pos	AB	R	H	RBI	2B	3B	HR	BB	SB	CS	HBP	SAC	SF	GDP	K	PO	A	E	Avg
Feb 18	vs Texas Tech	*3b	4	0	0	0	0	0	0	1	0	0	0	0	0	0	3	2	2	0	.000
Feb 19	vs Kansas State	*3b	5	0	1	0	0	0	0	0	0	0	0	0	0	0	3	0	0	0	.111
Feb 20	vs Oklahoma	*3b	3	1	0	0	0	0	0	0	0	0	1	0	0	0	2	1	2	0	.083
Feb 21	at UT Arlington	*3b	3	1	0	1	0	0	0	1	0	0	0	0	1	0	1	1	2	0	.067
Feb 25	vs Seton Hall	*3b	4	0	1	2	1	0	0	0	0	0	0	0	0	0	1	0	3	0	.105
Feb 26	at FIU	*dh	3	2	2	3	1	0	0	2	1	0	0	0	0	0	0	0	0	0	.182
Feb 27	at FIU	*dh	3	2	0	0	0	0	0	1	1	0	1	0	0	0	2	0	0	0	.160
Mar 01	at Florida Atlantic	*dh	5	1	4	0	3	0	0	0	0	0	0	0	0	0	0	0	0	0	.267
Mar 02	at Florida Atlantic	*1b	5	2	4	7	2	0	1	1	0	0	0	0	0	0	1	6	1	0	.343
Mar 04	vs Maryland	*3b	4	1	1	1	0	0	0	0	0	0	0	0	0	0	0	0	0	1	.333
Mar 05	at East Carolina	*2b/1	5	2	2	2	0	0	1	0	0	0	0	0	0	0	1	2	3	1	.341
Mar 06	vs Indiana State	*1b	5	1	2	1	1	0	0	0	0	0	0	0	0	0	1	8	0	0	.347
Mar 11	at Louisville-1	*1b	4	0	1	0	0	0	0	1	2	0	0	0	0	0	1	9	0	0	.340
Mar 11	at Louisville-2	*1b	5	1	1	2	0	0	0	1	0	0	0	0	0	0	2	5	0	0	.328
Mar 13	at Louisville	*1b	3	0	0	0	0	0	0	1	1	0	0	0	0	1	0	3	1	0	.311
Mar 15	at Vanderbilt	*1b	3	0	0	0	0	0	0	1	0	0	0	0	0	0	3	7	1	0	.297
Mar 17	DAYTON	*1b	4	0	0	0	0	0	0	0	0	0	0	0	0	0	1	4	0	0	.279
Mar 18	DAYTON	*2b	6	4	4	8	1	0	2	0	0	0	0	0	0	0	0	0	2	0	.311
Mar 20	DAYTON	*2b	4	1	1	0	0	0	0	0	0	0	0	0	0	0	0	1	1	0	.308
Mar 23	at Xavier	*2b/ss	3	0	0	0	0	0	0	1	0	0	1	0	0	0	0	5	1	0	.296
Mar 25	at Nebraska	*2b/1	5	2	3	2	0	0	2	0	1	0	0	0	0	0	1	2	1	0	.314
Mar 25	at Nebraska	*1b	5	1	0	0	0	0	0	0	0	0	0	0	0	0	4	11	0	0	.297
Mar 27	at Nebraska	*1b	4	1	1	0	0	0	0	0	1	0	1	0	0	0	1	14	0	0	.295
Mar 30	OAKLAND	*2b	5	1	1	2	0	0	1	0	0	0	0	0	0	0	1	3	3	0	.290
Apr 02	IOWA-1	*2b/d	3	0	1	0	0	0	0	1	0	0	0	0	0	0	1	0	1	0	.291
Apr 02	IOWA-2	*dh	4	0	0	0	0	0	0	0	0	0	0	0	0	0	0	0	0	0	.280
Apr 03	IOWA	*dh	4	1	0	0	0	0	0	0	0	0	1	0	0	0	2	0	0	0	.270
4/6/202	PURDUE FORT W	*2b	5	0	2	1	0	0	0	0	0	0	0	0	0	0	0	2	3	0	.276
Apr 08	CAL STATE FULL	*2b	3	0	1	1	0	0	0	0	0	1	0	0	0	0	0	2	3	0	.277
Apr 09	CAL STATE FULL	*2b	4	0	1	2	1	0	0	0	0	0	0	0	1	0	1	1	3	0	.276
Apr 10	CAL STATE FULL	*2b	4	1	1	1	0	0	0	1	0	0	0	0	0	0	0	2	2	0	.276
Apr 12	at Notre Dame	*2b	4	1	1	2	0	0	1	1	0	0	0	0	0	0	0	2	2	0	.275
Apr 15	MICHIGAN STATE	*2b	4	2	1	2	1	0	0	0	1	0	1	0	0	0	1	0	2	0	.274
Apr 16	at Michigan State	*2b	3	1	1	0	0	0	0	2	0	1	0	0	0	0	0	1	4	0	.275
Apr 17	at Michigan State	*2b	2	0	0	0	0	0	0	1	0	0	1	0	0	0	1	0	2	0	.271
Apr 22	OHIO STATE	*2b	5	0	1	1	1	0	0	0	0	0	0	0	0	0	3	4	1	0	.269
Apr 23	OHIO STATE	*2b	4	0	0	0	0	0	0	1	0	0	0	0	0	0	0	2	3	0	.262
Apr 24	OHIO STATE	*2b	3	2	0	0	0	0	0	2	2	0	0	0	0	0	3	0	2	1	.257
Apr 29	at Purdue	*2b	4	0	1	0	0	0	0	0	0	0	0	0	0	0	2	3	0	0	.256
May 01	at Purdue-1	*2b	4	0	0	0	0	0	0	0	0	0	0	0	0	0	2	2	0	0	.250
May 01	at Purdue-2	*2b	4	1	1	1	0	0	0	0	0	0	1	0	0	0	1	2	3	0	.250
May 06	INDIANA	*2b	3	2	1	0	0	0	0	1	0	0	0	0	0	0	1	1	1	0	.251
May 07	INDIANA	*2b	3	0	0	0	0	0	0	0	0	0	0	1	0	0	3	4	3	0	.247
May 08	INDIANA	*2b	1	0	1	0	0	0	0	3	0	2	0	0	0	0	0	3	3	1	.251
May 10	XAVIER	*2b	3	0	1	0	0	0	0	0	0	0	1	0	0	0	2	2	1	1	.253
May 13	at Maryland	*2b	3	1	0	0	0	0	0	1	0	0	0	0	0	0	2	1	2	0	.249
May 14	at Maryland	*2b	4	1	1	1	0	0	1	0	0	0	0	0	0	0	1	1	4	0	.249
May 15	at Maryland	*2b	5	1	2	2	1	0	0	0	0	0	0	0	0	0	1	3	3	0	.253
May 17	MICHIGAN STATE	*2b	5	1	1	2	0	0	0	0	1	0	0	0	0	0	1	3	5	0	.251
May 19	RUTGERS	*2b	2	0	0	1	0	0	0	1	0	0	0	0	1	0	1	3	1	0	.249
May 20	RUTGERS	*2b	2	2	1	1	1	0	0	2	0	0	0	0	0	0	0	2	4	0	.251
May 21	RUTGERS	*2b	4	1	1	0	0	0	0	1	0	0	0	0	0	0	2	1	4	0	.251
May 26	vs Illinois	*2b	5	0	1	0	0	0	0	0	0	0	0	0	0	0	2	0	3	0	.250
May 27	vs Maryland	*2b	5	1	1	0	0	0	0	0	0	0	0	0	0	1	2	0	4	0	.249
May 28	vs Iowa	*2b	3	0	1	0	1	0	0	1	0	0	0	0	0	0	1	1	2	0	.250
May 29	vs Iowa	*2b	3	2	1	3	1	0	0	0	0	0	1	0	0	0	2	1	1	1	.251
May 29	vs Rutgers	*2b	2	2	1	0	1	0	0	3	1	0	0	0	0	0	1	2	4	0	.253
Totals		57gs	217	47	55	52	17	0	9	33	12	4	10	1	3	2	68	135	99	6	.253

On base pct. .373 • Slugging pct. .456



The Automated ScoreBook  
Individual Game-by-Game for Michigan (as of May 29, 2022)

#28 Carattini, Keaton - 2 appearances (All games)

Date	Opponent	GS	IP	H	R	ER	BB	SO	2B	3B	HR	WP	BK	HBP	IBB	Score	W-L	Sv	ERA	NP
May 11	WRIGHT STATE		1.0	2	1	1	1	2	1	0	1	1	0	0	0	21-9	0-0	0	9.00	25
May 21	RUTGERS		1.0	2	2	2	1	2	1	0	1	0	0	0	0	12-18	0-0	0	13.50	21
Totals		0	2.0	4	3	3	2	4	2	0	2	1	0	0	0	33-27	0-0	0	13.50	-

The Automated ScoreBook  
Individual Game-by-Game for Michigan (as of May 29, 2022)

#35 Cleveland, Walker - 17 appearances (All games)

Date	Opponent	GS	IP	H	R	ER	BB	SO	2B	3B	HR	WP	BK	HBP	IBB	Score	W-L	Sv	ERA	NP
Feb 20	vs Oklahoma		1.0	0	0	0	3	0	0	0	0	0	0	0	0	1-6	0-0	0	0.00	20
Feb 21	at UT Arlington		1.1	1	0	0	0	0	0	0	0	0	0	0	0	9-7	0-0	0	0.00	19
Feb 26	at FIU		0.2	0	0	0	1	0	0	0	0	0	0	0	0	16-8	0-0	0	0.00	14
Feb 27	at FIU		2.0	3	4	4	3	1	1	0	0	0	0	0	0	13-9	1-0	0	7.20	34
Mar 01	at Florida Atlantic		1.0	1	0	0	1	0	0	0	0	0	0	0	0	8-9	1-0	0	6.00	16
Mar 04	vs Maryland		0.1	1	0	0	0	1	1	0	0	0	0	1	0	7-4	1-0	0	5.68	12
Mar 15	at Vanderbilt	*	3.0	5	1	1	1	1	1	0	1	0	0	0	0	4-5	1-0	0	4.82	46
Mar 23	at Xavier	*	2.1	5	4	4	2	1	2	0	0	1	0	1	0	2-8	1-1	0	6.94	54
Mar 30	OAKLAND		0.1	2	2	2	0	0	0	0	0	0	0	0	0	7-14	1-1	0	8.25	8
Apr 02	IOWA-1		4.1	2	1	1	1	6	0	0	0	0	0	0	0	2-8	1-1	0	6.61	61
4/6/202	PURDUE FORT W	*	3.2	2	5	5	4	1	0	0	1	0	0	0	0	3-6	1-2	0	7.65	58
Apr 12	at Notre Dame	*	1.2	0	4	4	4	0	0	0	0	0	0	0	0	5-14	1-3	0	8.72	32
May 11	WRIGHT STATE		1.0	2	1	1	0	0	1	0	0	0	0	0	0	21-9	1-3	0	8.74	14
May 17	MICHIGAN STATE		2.0	3	1	1	1	0	0	0	1	0	0	0	0	11-8	1-3	0	8.39	21
May 20	RUTGERS		1.0	1	0	0	1	0	0	0	0	0	0	0	0	9-7	1-3	0	8.06	18
May 28	vs Iowa		0.1	1	2	2	1	0	0	0	0	0	0	0	0	3-7	1-3	0	8.65	19
May 29	vs Rutgers	*	1.2	2	1	1	2	0	0	0	1	0	0	0	0	10-4	1-3	0	8.46	36
Totals		5	27.2	31	26	26	25	11	6	0	4	1	0	2	0	131-13	1-3	0	8.46	-

The Automated ScoreBook  
Individual Game-by-Game for Michigan (as of May 29, 2022)

#47 Denner, Jacob - 22 appearances (All games)

Date	Opponent	GS	IP	H	R	ER	BB	SO	2B	3B	HR	WP	BK	HBP	IBB	Score	W-L	Sv	ERA	NP
Feb 19	vs Kansas State	*	6.0	4	1	1	2	5	1	0	0	0	0	0	0	10-2	1-0	0	1.50	100
Feb 26	at FIU	*	3.1	8	7	4	3	5	3	0	0	1	0	0	0	16-8	1-0	0	4.82	86
Mar 02	at Florida Atlantic		1.1	2	0	0	0	2	0	0	0	1	1	0	0	20-13	1-0	0	4.22	22
Mar 06	vs Indiana State	*	6.2	11	6	6	2	7	2	1	0	0	0	0	0	5-6	1-1	0	5.71	94
Mar 13	at Louisville	*	2.1	8	6	6	1	3	1	1	1	2	0	1	0	1-13	1-2	0	7.78	64
Mar 20	DAYTON	*	5.0	2	2	2	2	3	1	0	0	0	0	1	0	4-2	2-2	0	6.93	88
Mar 27	at Nebraska	*	5.2	3	1	1	4	7	1	0	1	0	0	0	0	6-1	3-2	0	5.93	104
Apr 03	IOWA	*	3.1	6	4	4	1	0	3	1	1	0	0	0	0	3-10	3-3	0	6.42	46
4/6/202	PURDUE FORT W		1.0	0	0	0	0	3	0	0	0	0	0	0	0	3-6	3-3	0	6.23	10
Apr 10	CAL STATE FULL	*	4.0	4	5	5	1	2	1	0	2	0	0	1	0	11-10	3-3	0	6.75	59
Apr 16	at Michigan State		2.0	1	0	0	1	3	0	0	0	0	0	1	0	8-2	3-3	0	6.42	27
Apr 17	at Michigan State		1.0	1	0	0	0	1	0	0	0	0	0	0	0	6-3	3-3	1	6.26	15
Apr 23	OHIO STATE		0.1	0	0	0	0	0	0	0	0	0	0	0	0	16-13	3-3	2	6.21	3
Apr 24	OHIO STATE		2.1	3	3	3	2	2	0	0	2	0	0	0	0	5-6	3-4	2	6.50	48
May 01	at Purdue-2		1.0	1	0	0	0	0	0	0	0	0	0	0	0	13-2	3-4	2	6.35	13
May 07	INDIANA		2.1	4	3	2	0	3	2	0	0	0	0	0	0	5-9	3-4	2	6.42	41
May 10	XAVIER	*	3.2	5	3	2	0	5	0	0	2	0	0	0	0	3-10	3-5	2	6.31	48
May 14	at Maryland		1.2	3	4	4	0	1	1	0	0	0	0	1	0	6-20	3-6	2	6.79	26
May 20	RUTGERS	*	3.1	5	6	2	2	2	0	2	0	0	0	0	0	9-7	3-6	2	6.71	63
May 27	vs Maryland	*	2.0	2	1	1	0	2	1	0	0	0	0	0	0	15-8	3-6	2	6.63	25
May 28	vs Iowa		0.0	3	3	3	0	0	0	0	0	1	0	1	0	3-7	3-6	2	7.10	14
May 29	vs Rutgers		4.1	3	1	1	2	7	1	1	0	0	0	0	0	10-4	4-6	2	6.75	85
Totals			11	62.2	79	56	47	23	63	18	6	9	5	1	6	0 178-16	4-6	2	6.75	-

The Automated ScoreBook  
Individual Game-by-Game for Michigan (as of May 29, 2022)

#15 Elliott, Clark - 57 games (All games)

Date	Opponent	Pos	AB	R	H	RBI	2B	3B	HR	BB	SB	CS	HBP	SAC	SF	GDP	K	PO	A	E	Avg
Feb 18	vs Texas Tech	*of	4	2	3	2	1	0	1	1	0	0	0	0	0	0	1	2	0	0	.750
Feb 19	vs Kansas State	*of	5	1	2	2	0	0	1	0	0	0	0	0	0	0	1	4	0	0	.556
Feb 20	vs Oklahoma	*of	4	0	1	0	0	0	0	0	0	0	0	0	0	0	0	1	0	0	.462
Feb 21	at UT Arlington	*of	4	1	1	0	0	0	0	2	1	0	0	0	0	0	2	2	0	0	.412
Feb 25	vs Seton Hall	*of	4	1	1	2	0	0	1	0	0	0	0	0	1	0	2	3	0	0	.381
Feb 26	at FIU	*of	5	2	2	2	1	0	0	1	0	0	0	0	0	0	2	1	0	0	.385
Feb 27	at FIU	*of	5	3	2	2	1	0	0	1	1	0	0	0	0	0	1	3	0	0	.387
Mar 01	at Florida Atlantic	*of	4	2	2	3	1	1	0	1	0	0	0	0	0	0	1	1	0	0	.400
Mar 02	at Florida Atlantic	*of	4	3	1	1	1	0	0	2	1	0	0	0	0	0	2	3	0	0	.385
Mar 04	vs Maryland	*of	4	0	0	0	0	0	0	1	0	0	0	0	0	0	1	2	0	0	.349
Mar 05	at East Carolina	ph	1	0	1	0	1	0	0	0	0	0	0	0	0	0	0	0	0	0	.364
Mar 06	vs Indiana State	ph/d	3	0	0	0	0	0	0	1	0	0	0	0	0	0	1	0	0	0	.340
Mar 11	at Louisville-1	*of	4	0	2	1	1	0	0	0	0	0	1	0	0	0	1	0	0	0	.353
Mar 11	at Louisville-2	*of/dh	3	4	3	1	0	0	0	3	0	0	0	0	0	0	0	0	0	0	.389
Mar 13	at Louisville	*of	4	0	0	0	0	0	0	0	0	0	0	0	0	0	0	4	0	0	.362
Mar 15	at Vanderbilt	*of	4	0	1	1	0	0	0	0	0	0	0	0	0	0	2	2	0	0	.355
Mar 17	DAYTON	*of	3	0	0	0	0	0	0	1	1	0	0	0	0	0	0	2	0	0	.338
Mar 18	DAYTON	*of	3	1	2	3	1	0	0	1	0	0	1	0	0	0	0	0	0	0	.353
Mar 20	DAYTON	*of	4	0	1	1	0	0	0	0	0	1	0	0	0	0	0	3	0	0	.347
Mar 23	at Xavier	*of	4	1	3	0	1	0	0	1	0	0	0	0	0	0	0	0	0	1	.368
Mar 25	at Nebraska	*of	5	1	3	2	0	0	0	0	0	0	0	0	0	0	1	3	0	0	.383
Mar 25	at Nebraska	*of	4	1	0	0	0	0	0	1	1	0	0	0	0	0	1	1	0	0	.365
Mar 27	at Nebraska	*of	3	2	0	0	0	0	0	1	0	0	1	0	0	0	3	0	0	0	.352
Mar 30	OAKLAND	*of	5	2	2	4	0	0	1	0	0	0	0	0	0	0	1	4	0	0	.355
Apr 02	IOWA-1	*of	4	0	2	0	0	0	0	0	0	0	0	0	0	0	0	1	0	1	.361
Apr 02	IOWA-2	*of	4	0	0	0	0	0	0	0	0	0	0	0	0	0	0	2	0	0	.347
Apr 03	IOWA	*of	5	0	2	0	1	0	0	0	0	0	0	0	0	0	2	1	0	0	.349
4/6/202	PURDUE FORT W	*of	5	0	1	0	0	0	0	0	0	0	0	0	0	0	0	0	0	0	.342
Apr 08	CAL STATE FULL	*of	4	0	1	0	0	0	0	0	0	0	0	0	0	0	2	2	0	0	.339
Apr 09	CAL STATE FULL	*of	2	3	2	1	1	0	0	3	1	0	0	0	0	0	0	1	0	0	.350
Apr 10	CAL STATE FULL	*of	4	1	0	0	0	0	0	1	0	0	0	0	0	0	0	4	0	0	.339
Apr 12	at Notre Dame	*of	5	2	3	1	1	1	0	0	0	0	0	0	0	0	0	4	1	0	.349
Apr 15	MICHIGAN STATE	*of	5	5	4	8	0	0	3	1	1	0	0	0	0	0	1	0	0	0	.366
Apr 16	at Michigan State	*of	6	1	2	0	0	0	0	0	0	1	0	0	0	0	0	0	0	0	.365
Apr 17	at Michigan State	*of	3	0	0	0	0	0	0	1	0	0	0	0	0	0	0	1	0	0	.357
Apr 22	OHIO STATE	*of	6	0	3	1	0	0	0	0	0	0	0	0	0	0	1	2	0	0	.363
Apr 23	OHIO STATE	*of	4	3	2	1	0	0	0	2	0	0	0	0	0	0	0	0	0	0	.367
Apr 24	OHIO STATE	*of	3	0	1	0	0	0	0	1	3	0	1	0	0	0	0	3	0	0	.366
Apr 29	at Purdue	*of	3	1	1	0	0	0	0	1	1	0	0	0	0	0	1	1	0	0	.365
May 01	at Purdue-1	*of	5	0	1	1	0	0	0	0	0	0	0	0	0	0	1	2	0	0	.360
May 01	at Purdue-2	*of	6	1	2	3	1	0	0	0	0	0	0	0	0	0	3	3	0	0	.359
May 06	INDIANA	*of	5	2	2	2	0	0	1	0	0	0	0	0	0	0	1	1	0	0	.360
May 07	INDIANA	*of	3	2	0	0	0	0	0	1	0	0	1	0	0	0	0	0	0	0	.354
May 08	INDIANA	*of	5	0	0	0	0	0	0	0	0	0	0	0	0	0	1	2	0	0	.344
May 11	WRIGHT STATE	*dh	5	2	3	4	1	0	0	0	0	0	0	0	0	0	1	0	0	0	.351
May 13	at Maryland	*of	3	1	1	0	0	0	0	2	1	0	0	0	0	0	2	2	0	0	.351
May 14	at Maryland	*of	2	1	0	0	0	0	0	2	2	0	0	0	0	0	0	6	0	0	.347
May 15	at Maryland	*dh	3	2	1	2	0	0	1	3	0	0	0	0	0	0	2	0	0	0	.347
May 17	MICHIGAN STATE	*of	4	2	1	1	1	0	0	2	0	1	0	0	0	0	1	0	0	0	.345
May 19	RUTGERS	*of	3	2	2	2	0	0	2	2	0	1	0	0	0	0	1	2	0	0	.350
May 20	RUTGERS	*of	4	1	0	0	0	0	0	1	0	0	0	0	0	0	2	2	0	1	.343
May 21	RUTGERS	*of	4	2	2	4	0	0	1	2	1	0	0	0	0	0	0	2	0	0	.346
May 26	vs Illinois	*of	5	1	2	2	0	0	1	0	0	0	0	0	0	0	1	5	0	0	.347
May 27	vs Maryland	*of	2	4	1	2	0	0	1	3	2	0	0	0	0	0	0	2	0	0	.349
May 28	vs Iowa	*of	4	0	1	0	1	0	0	0	0	0	1	0	0	0	1	2	0	0	.347
May 29	vs Iowa	*of	3	2	1	4	0	1	0	1	2	0	0	0	1	0	1	1	0	0	.347
May 29	vs Rutgers	*of	5	1	1	0	0	0	0	1	0	0	0	0	0	0	2	6	0	0	.344
Totals		55gs	227	69	78	66	16	3	14	48	19	4	6	0	2	0	50	101	1	3	.344

On base pct. .466 • Slugging pct. .626



The Automated ScoreBook  
Individual Game-by-Game for Michigan (as of May 29, 2022)

#6 Fedje-Johnson, Alex - 26 games (All games)

Date	Opponent	Pos	AB	R	H	RBI	2B	3B	HR	BB	SB	CS	HBP	SAC	SF	GDP	K	PO	A	E	Avg
Feb 18	vs Texas Tech	*2b	3	1	1	0	0	0	0	0	0	0	1	0	0	0	0	1	0	0	.333
Feb 19	vs Kansas State	*2b	4	2	1	1	1	0	0	0	1	0	0	0	0	0	1	3	1	0	.286
Feb 20	vs Oklahoma	*2b	3	0	0	0	0	0	0	0	0	0	0	0	0	0	2	1	2	0	.200
Feb 21	at UT Arlington	*2b	4	0	0	0	0	0	0	0	0	0	1	0	0	0	1	2	3	0	.143
Feb 25	vs Seton Hall	*2b	2	1	0	0	0	0	0	1	0	1	1	0	0	0	1	0	0	0	.125
Feb 26	at FIU	*2b	4	2	2	2	0	0	0	1	1	0	0	0	0	0	0	2	3	1	.200
Feb 27	at FIU	*2b	2	2	1	0	0	0	0	3	1	0	0	0	0	0	0	1	3	0	.227
Mar 01	at Florida Atlantic	*2b	2	1	0	0	0	0	0	1	0	0	2	0	0	0	1	1	2	0	.208
Mar 02	at Florida Atlantic	*2b	6	1	0	2	0	0	0	0	0	0	0	0	0	0	2	1	2	0	.167
Mar 04	vs Maryland	*2b	3	0	0	0	0	0	0	0	0	0	0	0	0	0	1	0	3	0	.152
Mar 05	at East Carolina	2b	0	0	0	0	0	0	0	0	0	0	0	0	0	0	0	1	0	0	.152
Mar 06	vs Indiana State	*2b	4	0	1	0	0	0	0	0	0	0	0	0	0	0	1	2	2	0	.162
Mar 11	at Louisville-1	*2b	3	0	0	0	0	0	0	0	0	0	1	0	0	0	0	0	4	0	.150
Mar 11	at Louisville-2	*2b	4	1	0	0	0	0	0	1	0	0	0	0	0	0	0	2	1	0	.136
Mar 15	at Vanderbilt	*2b	3	0	1	1	0	0	0	0	1	0	0	0	0	0	1	1	5	0	.149
Mar 17	DAYTON	*2b	2	0	0	0	0	0	0	1	0	0	0	0	0	0	1	2	2	0	.143
Mar 23	at Xavier	2b	2	0	0	0	0	0	0	0	0	0	0	0	0	0	0	2	2	0	.137
Mar 25	at Nebraska	ph/2	3	0	0	0	0	0	0	0	0	0	0	0	0	0	0	1	1	0	.130
Mar 25	at Nebraska	*2b	4	1	0	0	0	0	0	0	0	0	0	0	0	0	0	2	4	0	.121
Mar 27	at Nebraska	*2b	3	0	0	0	0	0	0	1	0	0	0	0	0	0	1	1	1	0	.115
Apr 02	IOWA-1	ph/2	2	0	0	0	0	0	0	0	0	0	0	0	0	0	1	2	2	0	.111
Apr 02	IOWA-2	2b	0	0	0	0	0	0	0	0	0	0	0	0	0	0	0	0	1	0	.111
Apr 10	CAL STATE FULL	pr	0	1	0	0	0	0	0	0	0	0	0	0	0	0	0	0	0	0	.111
Apr 15	MICHIGAN STATE	ph/2	1	0	0	0	0	0	0	0	0	0	0	0	0	0	1	0	0	0	.109
May 11	WRIGHT STATE	ph/ss	1	0	1	0	0	0	0	0	0	0	0	0	0	0	0	0	0	0	.123
May 21	RUTGERS	ph	0	1	0	0	0	0	0	1	0	0	0	0	0	0	0	0	0	0	.123
Totals		17gs	65	14	8	6	1	0	0	10	4	1	6	0	0	0	15	28	44	1	.123

On base pct. .296 • Slugging pct. .138

The Automated ScoreBook  
Individual Game-by-Game for Michigan (as of May 29, 2022)

#22 Flores, Tito - 58 games (All games)

Date	Opponent	Pos	AB	R	H	RBI	2B	3B	HR	BB	SB	CS	HBP	SAC	SF	GDP	K	PO	A	E	Avg
Feb 18	vs Texas Tech	*of	5	0	0	0	0	0	0	0	0	0	0	0	0	0	2	4	0	0	.000
Feb 19	vs Kansas State	*of	3	1	0	0	0	0	0	1	0	0	0	0	0	0	0	0	0	0	.000
Feb 20	vs Oklahoma	*of	3	0	0	0	0	0	0	0	0	1	1	0	0	0	1	1	0	0	.000
Feb 21	at UT Arlington	*of	5	1	1	3	0	0	1	0	0	0	0	0	0	0	1	2	0	0	.062
Feb 25	vs Seton Hall	*of	4	1	2	2	0	1	0	0	1	1	0	0	0	0	1	1	0	0	.150
Feb 26	at FIU	*of	5	2	2	1	1	0	0	0	0	0	0	0	0	0	1	1	0	0	.200
Feb 27	at FIU	*of	6	1	1	1	0	0	1	0	0	0	0	0	0	0	2	0	0	0	.194
Mar 01	at Florida Atlantic	*of	5	0	1	2	0	0	0	0	0	0	0	0	0	0	0	2	0	0	.194
Mar 02	at Florida Atlantic	*of	4	3	2	2	2	0	0	1	0	0	1	0	0	0	1	3	0	0	.225
Mar 04	vs Maryland	*of	4	0	2	1	1	0	0	0	0	0	0	0	0	0	1	3	0	0	.250
Mar 05	at East Carolina	*of	4	1	2	4	1	0	1	1	0	0	0	0	0	0	1	0	0	0	.271
Mar 06	vs Indiana State	*of	4	1	1	0	0	0	0	0	0	0	1	0	0	0	1	2	0	0	.269
Mar 11	at Louisville-1	*of	4	0	0	0	0	0	0	0	0	0	0	0	0	0	2	5	0	0	.250
Mar 11	at Louisville-2	*of	5	2	2	3	0	0	1	0	0	0	1	0	0	0	0	2	0	0	.262
Mar 13	at Louisville	*of	3	0	0	0	0	0	0	0	0	0	0	0	0	0	2	1	0	0	.250
Mar 15	at Vanderbilt	*of	4	2	2	0	1	0	0	0	0	0	0	0	0	0	1	2	0	0	.265
Mar 17	DAYTON	*of	4	0	1	0	1	0	0	0	0	0	0	0	0	0	0	2	0	0	.264
Mar 18	DAYTON	*of	4	0	0	0	0	0	0	0	0	0	0	0	0	0	0	1	0	0	.250
Mar 20	DAYTON	*of	4	1	1	2	0	0	1	0	0	0	0	0	0	0	0	1	0	0	.250
Mar 23	at Xavier	*of	3	0	0	0	0	0	0	1	0	0	1	0	0	0	1	1	1	0	.241
Mar 25	at Nebraska	*of	5	2	3	1	2	0	1	0	0	0	0	0	0	0	0	4	0	0	.261
Mar 25	at Nebraska	*of	3	2	2	2	0	0	1	0	0	0	1	0	0	0	0	2	0	0	.275
Mar 27	at Nebraska	*of	3	0	1	0	0	0	0	1	0	0	0	0	0	0	1	2	0	0	.277
Mar 30	OAKLAND	*of	3	0	0	0	0	0	0	1	0	0	0	0	0	0	1	1	0	0	.268
Apr 02	IOWA-1	*of	4	0	0	0	0	0	0	0	0	0	0	0	0	0	0	0	0	0	.257
Apr 02	IOWA-2	*of	3	0	1	0	0	0	0	0	0	0	0	0	0	0	0	4	0	0	.260
Apr 03	IOWA	*of	3	1	1	1	1	0	0	1	0	0	0	0	0	0	2	1	0	0	.262
4/6/202	PURDUE FORT W	*dh	5	1	2	0	0	0	0	0	0	0	0	0	0	0	2	0	0	0	.268
Apr 08	CAL STATE FULL	*dh	3	0	0	0	0	0	0	0	0	0	0	0	0	0	0	0	0	0	.261
Apr 09	CAL STATE FULL	*dh	2	0	0	1	0	0	0	1	0	0	2	0	0	1	0	0	0	0	.256
Apr 10	CAL STATE FULL	*dh	3	2	3	3	0	0	1	1	1	0	1	0	0	0	0	0	0	0	.275
Apr 12	at Notre Dame	*dh/of	5	0	1	0	0	0	0	0	0	0	0	0	0	0	0	0	0	0	.272
Apr 15	MICHIGAN STATE	*dh	4	1	1	1	0	0	1	0	0	0	1	0	0	0	2	0	0	0	.271
Apr 16	at Michigan State	*dh	4	1	1	2	1	0	0	1	0	0	0	0	0	0	3	0	0	0	.271
Apr 17	at Michigan State	*dh	3	1	1	2	0	0	1	1	0	0	0	0	0	0	1	0	0	0	.272
Apr 22	OHIO STATE	*dh	5	1	2	0	1	0	0	0	0	0	0	0	0	0	1	0	0	0	.277
Apr 23	OHIO STATE	*dh	2	2	0	0	0	0	0	1	0	0	1	0	0	0	0	0	0	0	.273
Apr 24	OHIO STATE	*dh	3	2	2	1	1	0	0	1	0	0	0	0	0	0	0	0	0	0	.281
Apr 29	at Purdue	*dh	4	0	1	0	0	0	0	0	0	0	0	0	0	0	1	0	0	0	.280
May 01	at Purdue-1	*dh	4	1	2	0	1	0	0	0	0	0	0	0	0	0	1	0	0	0	.286
May 01	at Purdue-2	*dh	5	1	3	0	1	0	0	0	0	0	0	0	0	0	1	0	0	0	.296
May 06	INDIANA	*dh	2	0	0	0	0	0	0	2	0	0	0	0	0	0	0	0	0	0	.292
May 07	INDIANA	*dh	4	0	1	1	0	0	0	1	0	0	0	0	0	0	1	0	0	0	.291
May 08	INDIANA	*dh	5	1	2	1	1	0	0	0	0	0	0	0	0	0	1	0	0	0	.294
May 10	XAVIER	*of	3	1	1	1	0	0	0	0	0	0	1	0	0	0	2	2	0	0	.295
May 11	WRIGHT STATE	*of	3	1	2	3	0	0	0	2	0	0	0	0	0	0	0	2	0	0	.301
May 13	at Maryland	*dh	5	0	1	0	1	0	0	0	0	0	0	0	0	1	0	0	0	0	.298
May 14	at Maryland	*dh	4	0	0	0	0	0	0	0	0	0	0	0	0	0	2	0	0	0	.292
May 15	at Maryland	*of	5	2	2	0	0	0	0	0	0	0	0	0	0	0	1	1	0	0	.295
May 17	MICHIGAN STATE	*of	5	1	2	2	0	0	0	0	0	0	0	0	0	0	0	1	0	0	.297
May 19	RUTGERS	*dh	4	1	1	0	0	0	0	1	0	0	0	0	0	0	1	0	0	0	.296
May 20	RUTGERS	*dh	4	0	0	0	0	0	0	0	0	0	0	0	0	0	1	0	0	0	.291
May 21	RUTGERS	*dh	4	1	2	1	1	0	0	1	0	0	0	0	0	0	0	0	0	0	.295
May 26	vs Illinois	*dh	3	1	1	0	0	0	0	2	0	0	0	0	0	0	1	0	0	0	.295
May 27	vs Maryland	*dh	3	2	1	2	0	0	1	0	0	0	1	0	1	0	0	0	0	0	.296
May 28	vs Iowa	*dh	2	0	0	0	0	0	0	1	0	0	1	0	0	0	0	0	0	0	.293
May 29	vs Iowa	*dh	4	1	1	2	1	0	0	0	0	0	0	0	0	0	2	0	0	0	.292
May 29	vs Rutgers	*dh	5	0	1	1	0	0	0	0	0	0	0	0	0	1	2	0	0	0	.290
Totals		58gs	224	46	65	49	19	1	11	23	2	2	14	0	1	3	48	54	1	0	.290

On base pct. .389 • Slugging pct. .531

The Automated ScoreBook  
Individual Game-by-Game for Michigan (as of May 29, 2022)

#24 Frey, Matt - 57 games (All games)

Date	Opponent	Pos	AB	R	H	RBI	2B	3B	HR	BB	SB	CS	HBP	SAC	SF	GDP	K	PO	A	E	Avg	
Feb 18	vs Texas Tech	*dh	3	0	0	1	0	0	0	1	0	0	0	0	1	0	1	0	0	0	.000	
Feb 19	vs Kansas State	*dh	2	1	1	0	0	0	0	3	0	0	0	0	0	0	0	0	0	0	.200	
Feb 20	vs Oklahoma	*dh	4	0	0	0	0	0	0	0	0	0	0	0	0	0	1	0	0	0	.111	
Feb 21	at UT Arlington	*dh	4	1	1	1	0	0	0	1	0	0	0	0	0	0	2	0	0	0	.154	
Feb 25	vs Seton Hall	*dh	3	2	2	0	0	0	0	1	0	0	0	0	0	0	0	0	0	0	.250	
Feb 26	at FIU	*3b	1	2	0	0	0	0	0	4	0	0	0	0	0	0	0	0	2	1	.235	
Feb 27	at FIU	*3b	6	0	4	3	0	0	0	0	0	0	0	0	0	0	0	1	1	0	.348	
Mar 01	at Florida Atlantic	*3b	3	1	0	1	0	0	0	0	0	0	1	0	1	0	1	0	1	0	.308	
Mar 02	at Florida Atlantic	*3b	4	3	2	3	1	0	1	2	0	0	0	0	0	0	0	0	0	0	.333	
Mar 04	vs Maryland	*dh	4	1	1	0	1	0	0	1	0	0	0	0	0	0	0	0	0	0	.324	
Mar 05	at East Carolina	*dh	5	1	3	2	0	0	0	0	1	0	0	0	0	0	1	0	0	0	.359	
Mar 06	vs Indiana State	*3b	4	1	3	2	0	0	1	1	0	0	0	0	0	0	0	0	1	0	.395	
Mar 11	at Louisville-1	*3b	4	0	0	0	0	0	0	1	0	0	0	0	0	0	0	0	0	0	.362	
Mar 11	at Louisville-2	*3b	4	1	0	1	0	0	0	2	0	0	0	0	0	0	1	1	2	0	.333	
Mar 13	at Louisville	*3b	4	0	0	0	0	0	0	0	0	0	0	0	0	0	1	0	2	0	.309	
Mar 15	at Vanderbilt	*3b	4	0	1	0	0	0	0	0	0	0	0	0	0	0	1	1	1	0	.305	
Mar 17	DAYTON	*3b	3	0	0	0	0	0	0	1	0	0	0	0	0	0	1	0	0	0	.290	
Mar 18	DAYTON	*3b	4	1	0	0	0	0	0	1	0	0	0	0	0	0	2	3	1	0	.273	
Mar 20	DAYTON	*3b	2	0	0	0	0	0	0	0	0	0	2	0	0	0	1	1	1	0	.265	
Mar 23	at Xavier	*3b	4	0	2	0	0	0	0	1	0	0	0	0	0	0	0	1	4	0	.278	
Mar 25	at Nebraska	*3b	5	1	1	1	0	0	1	0	0	0	0	0	0	0	2	0	0	0	.273	
Mar 25	at Nebraska	*3b	4	1	2	2	0	0	1	1	0	0	0	0	0	0	0	0	2	0	.284	
Mar 27	at Nebraska	*3b	5	1	2	3	0	0	1	0	0	0	0	0	0	0	0	0	3	0	.291	
Mar 30	OAKLAND	*3b	4	0	0	0	0	0	0	0	0	0	0	0	0	0	0	2	1	0	.278	
Apr 02	IOWA-1	*3b	4	0	1	2	0	0	0	0	0	0	0	0	0	0	1	2	3	1	.277	
Apr 02	IOWA-2	*3b	4	0	0	0	0	0	0	0	0	0	0	0	0	0	1	0	5	0	.265	
Apr 03	IOWA	*3b	5	1	1	0	0	0	0	0	0	0	0	0	0	0	1	0	1	1	.262	
4/6/202	PURDUE FORT W	*3b	5	0	0	0	0	0	0	0	0	0	0	0	0	0	0	1	2	0	.250	
Apr 08	CAL STATE FULL	*3b	2	1	1	1	0	0	1	1	0	0	0	0	0	0	0	0	4	0	.255	
Apr 09	CAL STATE FULL	*3b	4	1	2	1	0	0	0	1	0	0	0	0	0	0	0	0	0	0	.263	
Apr 10	CAL STATE FULL	*3b	4	2	1	0	0	0	0	0	0	0	1	0	0	0	3	0	1	0	.263	
Apr 12	at Notre Dame	*3b	5	0	1	0	0	0	0	0	0	0	0	0	0	0	2	0	4	0	.260	
Apr 15	MICHIGAN STATE	*3b	4	1	2	3	0	0	1	1	0	0	0	0	0	0	1	0	1	0	.268	
Apr 16	at Michigan State	*3b	4	1	3	2	3	0	0	1	0	0	0	0	0	0	0	0	2	0	.282	
Apr 17	at Michigan State	*3b	4	0	0	0	0	0	0	0	0	0	0	0	1	0	0	0	0	0	.274	
Apr 22	OHIO STATE	*3b	3	2	0	0	0	0	0	1	0	0	1	0	0	0	0	0	1	0	.268	
Apr 23	OHIO STATE	*3b	3	2	2	1	0	0	0	1	0	0	0	0	0	0	0	1	1	0	.277	
Apr 24	OHIO STATE	*3b	5	0	0	0	0	0	0	0	0	0	0	0	0	0	1	0	2	0	.267	
Apr 29	at Purdue	*3b	4	1	2	3	0	0	1	0	0	0	0	0	0	0	1	0	0	0	.273	
May 01	at Purdue-1	*3b	5	1	2	0	0	0	0	0	0	0	0	0	0	0	1	0	1	0	.277	
May 01	at Purdue-2	*3b	4	1	0	0	0	0	0	0	0	0	1	0	0	0	1	1	3	0	.270	
May 06	INDIANA	*3b	5	0	1	1	1	0	0	0	0	0	0	0	0	0	0	1	1	0	.268	
May 07	INDIANA	*3b	5	1	2	3	1	0	0	0	0	0	0	0	0	0	0	0	3	0	.272	
May 08	INDIANA	*3b	4	2	2	0	1	0	0	0	0	0	1	0	0	0	0	0	3	0	.277	
May 10	XAVIER	*3b	5	1	1	0	0	0	0	0	0	0	0	0	0	0	1	1	2	1	.275	
May 11	WRIGHT STATE	*3b	3	3	2	2	1	0	0	1	0	0	1	0	1	0	0	1	0	0	.282	
May 13	at Maryland	*3b	4	1	3	3	0	0	1	1	0	0	0	0	0	0	0	0	3	0	.292	
May 14	at Maryland	*3b	2	2	2	2	0	0	1	1	0	1	1	0	0	0	0	0	0	0	.299	
May 15	at Maryland	*3b	2	1	0	1	0	0	0	1	0	0	1	0	1	0	0	0	2	0	.296	
May 17	MICHIGAN STATE	*3b	2	1	2	1	1	0	0	0	0	0	3	0	0	0	0	0	3	0	.304	
May 19	RUTGERS	*3b	3	2	1	0	1	0	0	1	0	0	1	0	0	0	0	0	3	1	.304	
May 21	RUTGERS	*3b	5	1	1	0	0	0	0	1	0	0	0	0	0	0	1	0	4	0	.302	
May 26	vs Illinois	*3b	5	0	1	1	0	0	0	0	0	0	0	0	0	0	1	0	1	0	.299	
May 27	vs Maryland	*3b	4	2	3	4	1	0	0	1	0	0	0	0	0	0	0	2	1	1	.308	
May 28	vs Iowa	*3b	5	1	2	0	0	0	0	0	0	0	0	0	0	0	2	0	2	1	.310	
May 29	vs Iowa	*3b	1	2	1	0	1	0	0	3	1	0	1	0	0	0	0	1	1	0	.313	
May 29	vs Rutgers	*3b	2	1	1	2	0	0	0	1	0	0	1	0	1	0	0	1	0	0	.315	
Totals			57gs	216	53	68	53	13	0	10	38	2	1	16	0	5	1	33	22	82	7	.315

On base pct. .444 • Slugging pct. .514

The Automated ScoreBook  
Individual Game-by-Game for Michigan (as of May 29, 2022)

#14 Goldenroph, Avery - 14 appearances (All games)

Date	Opponent	GS	IP	H	R	ER	BB	SO	2B	3B	HR	WP	BK	HBP	IBB	Score	W-L	Sv	ERA	NP
Mar 02	at Florida Atlantic		2.1	6	3	3	1	0	2	0	0	1	0	1	0	20-13	0-0	0	11.57	44
Mar 25	at Nebraska		2.0	0	0	0	2	1	0	0	0	1	0	0	0	9-13	0-0	0	6.23	26
Mar 30	OAKLAND		1.1	4	3	3	0	0	0	2	1	0	0	0	0	7-14	0-0	0	9.53	36
Apr 03	IOWA		1.1	0	0	0	0	1	0	0	0	0	0	0	0	3-10	0-0	0	7.71	19
4/6/202	PURDUE FORT W		1.2	0	0	0	0	2	0	0	0	0	0	1	0	3-6	0-0	0	6.23	20
Apr 12	at Notre Dame		1.0	1	0	0	2	0	0	0	0	0	0	0	0	5-14	0-0	0	5.59	17
Apr 15	MICHIGAN STATE		2.1	4	1	1	0	2	0	1	0	0	0	0	0	18-6	0-0	0	5.25	33
Apr 23	OHIO STATE		0.2	3	3	1	1	0	0	0	1	0	0	0	0	16-13	0-0	0	5.68	25
Apr 29	at Purdue		1.2	6	5	2	1	0	0	0	0	0	0	1	1	4-18	0-0	0	6.28	36
May 07	INDIANA		0.2	1	0	0	0	0	1	0	0	0	0	0	0	5-9	0-0	0	6.00	12
May 10	XAVIER		1.1	2	4	3	2	3	1	0	1	1	0	1	0	3-10	0-0	0	7.16	38
May 14	at Maryland		1.0	6	6	6	0	1	1	0	2	0	0	0	0	6-20	0-0	0	9.87	28
May 17	MICHIGAN STATE		1.1	1	0	0	0	2	1	0	0	0	0	0	0	11-8	1-0	0	9.16	15
May 28	vs Iowa		3.0	3	0	0	0	2	1	0	0	1	0	0	0	3-7	1-0	0	7.89	46
Totals		0	21.2	37	25	19	9	14	7	3	5	4	0	4	1	113-16	1-0	0	7.89	-



The Automated ScoreBook  
Individual Game-by-Game for Michigan (as of May 29, 2022)

#34 Harajli, Ahmad - 17 appearances (All games)

Date	Opponent	GS	IP	H	R	ER	BB	SO	2B	3B	HR	WP	BK	HBP	IBB	Score	W-L	Sv	ERA	NP
Feb 19	vs Kansas State		1.0	1	0	0	1	2	1	0	0	0	0	1	0	10-2	0-0	0	0.00	26
Feb 21	at UT Arlington		0.1	0	0	0	0	0	0	0	0	0	0	0	0	9-7	0-0	1	0.00	3
Mar 01	at Florida Atlantic		0.0	1	0	0	2	0	0	0	0	0	0	0	0	8-9	0-0	1	0.00	16
Mar 11	at Louisville-2		1.0	0	0	0	0	1	0	0	0	0	0	0	0	16-7	0-0	1	0.00	16
Mar 15	at Vanderbilt		0.0	1	0	0	2	0	0	0	0	1	0	0	0	4-5	0-0	1	0.00	13
Mar 18	DAYTON		1.0	2	0	0	1	3	1	0	0	1	0	0	0	18-6	0-0	1	0.00	32
Mar 23	at Xavier		0.0	0	0	0	1	0	0	0	0	0	0	1	0	2-8	0-0	1	0.00	12
Mar 30	OAKLAND		0.1	0	0	0	0	1	0	0	0	0	0	0	0	7-14	0-0	1	0.00	5
Apr 03	IOWA		0.2	1	1	1	2	1	0	0	0	0	0	1	0	3-10	0-0	1	2.08	25
Apr 12	at Notre Dame		1.1	1	1	1	2	0	1	0	0	0	0	0	0	5-14	0-0	1	3.18	29
Apr 15	MICHIGAN STATE		0.0	2	3	3	1	0	1	0	1	1	0	0	0	18-6	0-0	1	7.94	17
Apr 29	at Purdue		0.1	2	5	5	2	0	0	0	0	2	0	1	0	4-18	0-0	1	15.00	22
May 10	XAVIER		1.0	0	0	0	0	2	0	0	0	0	0	0	0	3-10	0-0	1	12.86	10
May 11	WRIGHT STATE		1.0	1	1	1	1	1	1	0	0	1	0	0	0	21-9	0-0	1	12.38	25
May 15	at Maryland		2.0	1	0	0	3	1	0	0	0	0	0	0	0	10-15	0-0	1	9.90	40
May 17	MICHIGAN STATE		0.2	1	2	2	4	1	1	0	0	1	0	0	0	11-8	0-0	1	10.97	35
May 21	RUTGERS		0.1	0	3	3	2	1	0	0	0	0	0	1	0	12-18	0-0	1	13.09	19
Totals		0	11.0	14	16	16	24	14	6	0	1	7	0	5	0	161-16	0-0	1	13.09	-

The Automated ScoreBook  
Individual Game-by-Game for Michigan (as of May 29, 2022)

#27 Jones, Jaylen - 5 appearances (All games)

Date	Opponent	GS	IP	H	R	ER	BB	SO	2B	3B	HR	WP	BK	HBP	IBB	Score	W-L	Sv	ERA	NP
Feb 20	vs Oklahoma		0.1	0	0	0	0	1	0	0	0	0	0	0	0	1-6	0-0	0	0.00	4
Feb 21	at UT Arlington		0.2	0	0	0	2	0	0	0	0	1	0	0	0	9-7	0-0	0	0.00	18
Mar 01	at Florida Atlantic		0.0	1	2	2	2	0	1	0	0	1	0	0	0	8-9	0-0	0	18.00	17
Apr 12	at Notre Dame		1.0	0	0	0	1	1	0	0	0	0	0	0	0	5-14	0-0	0	9.00	20
May 11	WRIGHT STATE		0.2	1	4	4	3	0	1	0	0	1	0	0	0	21-9	0-0	0	20.25	27
Totals		0	2.2	2	6	6	8	2	2	0	0	3	0	0	0	44-45	0-0	0	20.25	-

The Automated ScoreBook  
Individual Game-by-Game for Michigan (as of May 29, 2022)

#25 Keaser, Jake - 15 appearances (All games)

Date	Opponent	GS	IP	H	R	ER	BB	SO	2B	3B	HR	WP	BK	HBP	IBB	Score	W-L	Sv	ERA	NP
Feb 20	vs Oklahoma		0.0	1	2	1	1	0	0	0	0	0	0	0	0	1-6	0-0	0	999.0	10
Feb 21	at UT Arlington		1.0	0	2	2	2	1	0	0	0	1	0	1	0	9-7	0-0	0	27.00	22
Mar 01	at Florida Atlantic		1.0	1	1	1	2	1	0	0	0	1	0	0	0	8-9	0-0	0	18.00	27
Mar 13	at Louisville		1.0	1	2	2	1	1	0	0	1	0	0	0	0	1-13	0-0	0	18.00	18
Mar 23	at Xavier		1.0	1	0	0	0	1	0	0	0	0	0	0	0	2-8	0-0	0	13.50	10
Mar 30	OAKLAND		2.0	1	0	0	1	2	0	0	0	0	0	0	0	7-14	0-0	0	9.00	29
Apr 02	IOWA-1		0.0	1	0	0	1	0	0	0	0	1	0	1	0	2-8	0-0	0	9.00	13
4/6/2022	PURDUE FORT W		1.1	1	0	0	0	2	1	0	0	0	0	0	0	3-6	0-0	0	7.36	20
Apr 12	at Notre Dame		1.2	4	4	4	1	2	0	0	0	0	0	2	0	5-14	0-0	0	10.00	44
Apr 15	MICHIGAN STATE		1.0	1	0	0	0	3	0	0	0	0	0	1	0	18-6	0-0	0	9.00	27
Apr 23	OHIO STATE		0.2	2	2	2	0	0	1	0	1	0	0	0	0	16-13	0-0	0	10.12	12
May 11	WRIGHT STATE		2.0	0	0	0	1	2	0	0	0	0	0	0	0	21-9	1-0	0	8.53	33
May 14	at Maryland	*	0.0	0	0	0	1	0	0	0	0	0	0	1	0	6-20	1-0	0	8.53	4
May 20	RUTGERS		0.2	1	1	0	0	1	0	0	0	1	0	0	0	9-7	1-0	0	8.10	12
May 21	RUTGERS		1.1	3	4	4	1	1	1	0	1	0	0	0	1	12-18	1-0	0	9.82	23
Totals		1	14.2	18	18	16	12	17	3	0	3	4	0	6	1	120-15	1-0	0	9.82	-



The Automated ScoreBook  
Individual Game-by-Game for Michigan (as of May 29, 2022)

#49 Kennedy, Ian - 3 games (All games)

Date	Opponent	Pos	AB	R	H	RBI	2B	3B	HR	BB	SB	CS	HBP	SAC	SF	GDP	K	PO	A	E	Avg
Feb 26	at FIU	dh	1	0	0	0	0	0	0	0	0	0	0	0	0	0	1	0	0	0	.000
Mar 18	DAYTON	ph/of	1	1	1	0	0	0	0	0	0	0	0	0	0	0	0	1	0	0	.500
May 11	WRIGHT STATE	ph	1	0	0	0	0	0	0	0	0	0	0	0	0	1	0	0	0	0	.333
Totals		0gs	3	1	1	0	0	0	0	0	0	0	0	0	0	1	1	1	0	0	.333

On base pct. .333 • Slugging pct. .333

The Automated ScoreBook  
Individual Game-by-Game for Michigan (as of May 29, 2022)

## #36 Kilinski, Trevor - 7 games (All games)

Date	Opponent	Pos	AB	R	H	RBI	2B	3B	HR	BB	SB	CS	HBP	SAC	SF	GDP	K	PO	A	E	Avg
Feb 26	at FIU	of	0	0	0	0	0	0	0	0	0	0	0	0	0	0	0	1	0	0	.000
Mar 18	DAYTON	of	1	0	0	0	0	0	0	0	0	0	0	0	0	0	1	0	0	0	.000
Apr 10	CAL STATE FULL	pr	0	0	0	0	0	0	0	0	0	0	0	0	0	0	0	0	0	0	.000
Apr 15	MICHIGAN STATE	pr/dh	0	1	0	0	0	0	0	0	1	0	0	0	0	0	0	0	0	0	.000
Apr 23	OHIO STATE	ph/d	1	0	1	1	0	0	0	0	0	0	0	0	0	0	0	0	0	0	.500
May 11	WRIGHT STATE	ph/of	1	0	1	0	0	0	0	0	0	0	0	0	0	0	0	0	0	0	.667
May 14	at Maryland	ph/of	1	0	0	0	0	0	0	0	0	0	0	0	0	0	1	0	0	0	.500
Totals		0gs	4	1	2	1	0	0	0	0	1	0	0	0	0	0	2	1	0	0	.500

On base pct. .500 • Slugging pct. .500

The Automated ScoreBook  
Individual Game-by-Game for Michigan (as of May 29, 2022)

## #4 Lawrence, Brandon - 12 games (All games)

Date	Opponent	Pos	AB	R	H	RBI	2B	3B	HR	BB	SB	CS	HBP	SAC	SF	GDP	K	PO	A	E	Avg
Feb 26	at FIU	2b	0	0	0	0	0	0	0	1	0	0	0	0	0	0	0	1	0	0	.000
Mar 05	at East Carolina	ph	1	0	0	0	0	0	0	0	0	0	0	0	0	0	1	0	0	0	.000
Mar 17	DAYTON	*dh	2	0	0	1	0	0	0	1	0	0	0	0	0	0	0	0	0	0	.000
Mar 18	DAYTON	3b	0	1	0	0	0	0	0	0	0	0	1	0	0	0	0	0	0	0	.000
Apr 02	IOWA-2	*2b	2	1	1	1	0	0	1	1	0	0	0	0	0	0	1	1	0	0	.200
Apr 03	IOWA	*2b	3	0	0	0	0	0	0	0	0	0	0	0	0	0	2	3	3	0	.125
Apr 15	MICHIGAN STATE	ph/3	1	1	1	1	0	0	0	0	0	0	0	0	0	0	0	0	0	0	.222
Apr 23	OHIO STATE	ph	0	0	0	0	0	0	0	1	0	0	0	0	0	0	0	0	0	0	.222
Apr 29	at Purdue	ph	1	0	0	0	0	0	0	0	0	0	0	0	0	0	1	0	0	0	.200
May 11	WRIGHT STATE	ph/d	0	0	0	0	0	0	0	1	0	0	0	0	0	0	0	0	0	0	.200
May 20	RUTGERS	*3b	2	1	0	1	0	0	0	1	0	0	0	1	0	0	1	0	3	0	.167
May 29	vs Rutgers	p/3b	0	0	0	0	0	0	0	0	0	0	0	0	0	0	0	0	1	0	.167
Totals		4gs	12	4	2	4	0	0	1	6	0	0	1	1	0	0	6	5	7	0	.167

On base pct. .474 • Slugging pct. .417

## #4 Lawrence, Brandon - 6 appearances (All games)

Date	Opponent	GS	IP	H	R	ER	BB	SO	2B	3B	HR	WP	BK	HBP	IBB	Score	W-L	Sv	ERA	NP
Apr 12	at Notre Dame		0.2	4	4	4	1	0	0	0	0	0	0	0	0	5-14	0-0	0	54.00	23
May 11	WRIGHT STATE		0.1	1	0	0	0	1	0	0	0	0	0	0	0	21-9	0-0	0	36.00	10
May 14	at Maryland		0.2	0	0	0	1	0	0	0	0	1	0	0	0	6-20	0-0	0	21.60	20
May 15	at Maryland		0.1	1	3	3	1	0	0	0	1	0	0	1	0	10-15	0-0	0	31.50	15
May 21	RUTGERS		1.2	0	0	0	0	1	0	0	0	0	0	2	0	12-18	0-0	0	17.18	21
May 29	vs Rutgers		2.0	2	2	1	0	0	1	0	0	0	0	0	0	10-4	0-0	0	12.71	26
Totals		0	5.2	8	9	8	3	2	1	0	1	1	0	3	0	64-80	0-0	0	12.71	-



The Automated ScoreBook  
Individual Game-by-Game for Michigan (as of May 29, 2022)

#7 Marti, Jake - 27 games (All games)

Date	Opponent	Pos	AB	R	H	RBI	2B	3B	HR	BB	SB	CS	HBP	SAC	SF	GDP	K	PO	A	E	Avg
Feb 21	at UT Arlington	pr	0	1	0	0	0	0	0	0	1	0	0	0	0	0	0	0	0	0	.000
Feb 26	at FIU	ph/1	1	0	0	0	0	0	0	0	0	0	0	0	0	0	1	3	0	0	.000
Feb 27	at FIU	pr/1b	0	1	0	0	0	0	0	0	1	0	0	0	0	0	0	0	0	0	.000
Mar 05	at East Carolina	pr	0	0	0	0	0	0	0	0	0	0	0	0	0	0	0	0	0	0	.000
Mar 06	vs Indiana State	ph/of	2	0	0	1	0	0	0	0	0	0	0	0	1	0	1	0	0	0	.000
Mar 11	at Louisville-1	ph	2	0	0	0	0	0	0	0	0	0	0	0	0	0	1	0	0	0	.000
Mar 15	at Vanderbilt	ph/d	1	0	0	1	0	0	0	0	0	0	0	1	0	0	1	0	0	0	.000
Mar 18	DAYTON	*dh	4	0	1	1	0	0	0	2	0	0	0	0	0	0	2	0	0	0	.100
Mar 20	DAYTON	*dh	2	0	0	0	0	0	0	0	0	0	0	0	0	0	2	0	0	0	.083
Apr 03	IOWA	1b	1	0	0	0	0	0	0	0	0	0	0	0	0	0	0	1	0	0	.077
Apr 22	OHIO STATE	ph	0	0	0	0	0	0	0	0	0	0	0	1	0	0	0	0	0	0	.077
Apr 23	OHIO STATE	1b	1	0	0	0	0	0	0	0	0	0	0	0	0	0	0	2	0	0	.071
Apr 29	at Purdue	ph	1	0	0	0	0	0	0	0	0	0	0	0	0	0	0	0	0	0	.067
May 06	INDIANA	ph	1	0	0	0	0	0	0	0	0	0	0	0	0	0	1	0	0	0	.062
May 11	WRIGHT STATE	*1b/of	5	3	2	1	1	0	0	1	0	0	0	0	0	0	0	6	0	0	.143
May 13	at Maryland	*1b	3	1	1	2	0	0	1	0	0	0	0	0	1	0	1	10	0	0	.167
May 14	at Maryland	*1b	3	0	0	0	0	0	0	0	0	0	1	0	0	0	1	8	0	0	.148
May 15	at Maryland	*1b	5	0	1	0	1	0	0	0	0	0	0	0	0	0	0	9	0	0	.156
May 17	MICHIGAN STATE	*1b	4	0	0	1	0	0	0	1	0	0	0	0	0	0	0	9	1	0	.139
May 19	RUTGERS	*1b	3	0	0	0	0	0	0	0	0	0	0	1	0	0	0	8	0	0	.128
May 20	RUTGERS	*1b	4	1	1	0	0	0	0	0	0	0	0	0	0	0	1	9	0	0	.140
May 21	RUTGERS	*1b	3	2	1	1	0	0	0	1	0	0	0	0	0	0	1	11	0	0	.152
May 26	vs Illinois	*1b	3	0	1	0	0	0	0	1	0	0	0	0	0	0	0	9	0	0	.163
May 27	vs Maryland	*1b	4	0	0	1	0	0	0	0	0	0	0	1	0	0	1	7	0	0	.151
May 28	vs Iowa	*1b	4	0	2	0	1	0	0	0	0	0	0	0	0	0	1	7	1	0	.175
May 29	vs Iowa	*1b	1	1	0	1	0	0	0	1	0	0	0	1	1	0	1	7	1	0	.172
May 29	vs Rutgers	*1b	3	1	1	1	1	0	0	0	1	0	0	1	0	0	2	4	0	0	.180
Totals		15gs	61	11	11	11	4	0	1	7	3	0	1	6	3	0	18	110	3	0	.180

On base pct. .264 • Slugging pct. .295

The Automated ScoreBook  
Individual Game-by-Game for Michigan (as of May 29, 2022)

#39 O'Halloran, Connor - 17 appearances (All games)

Date	Opponent	GS	IP	H	R	ER	BB	SO	2B	3B	HR	WP	BK	HBP	IBB	Score	W-L	Sv	ERA	NP	
Feb 20	vs Oklahoma	*	4.2	3	3	2	4	5	2	0	0	0	0	0	1	0	1-6	0-1	0	3.86	90
Feb 27	at FIU	*	3.0	1	0	0	2	2	0	0	0	0	0	0	0	0	13-9	0-1	0	2.35	40
Mar 02	at Florida Atlantic	*	1.0	1	0	0	0	1	1	0	0	0	0	0	0	0	20-13	0-1	0	2.08	17
Mar 05	at East Carolina	*	6.0	8	5	3	2	4	2	0	0	0	0	0	0	0	8-10	0-2	0	3.07	101
Mar 11	at Louisville-2	*	4.0	5	4	2	1	8	0	2	0	0	0	0	1	0	16-7	1-2	0	3.38	74
Mar 17	DAYTON	*	8.0	3	1	1	0	13	1	0	0	0	1	1	0	0	2-1	2-2	0	2.70	104
Mar 25	at Nebraska	*	4.0	5	6	6	3	7	1	0	0	0	0	0	1	0	9-13	2-2	0	4.11	91
Apr 02	IOWA-2	*	7.0	4	0	0	2	8	1	0	0	0	0	0	0	0	2-0	3-2	0	3.35	110
Apr 08	CAL STATE FULL	*	7.1	7	1	1	1	4	3	0	0	0	0	0	0	0	2-1	3-2	0	3.00	94
Apr 15	MICHIGAN STATE	*	5.2	5	2	2	5	8	0	1	0	1	0	0	0	0	18-6	4-2	0	3.02	112
Apr 22	OHIO STATE	*	6.0	8	6	5	3	5	0	0	2	0	0	0	0	0	9-8	4-2	0	3.49	107
Apr 29	at Purdue	*	5.1	9	7	7	2	7	1	0	1	1	0	3	0	0	4-18	4-3	0	4.21	107
May 06	INDIANA	*	5.1	6	4	4	3	8	2	0	3	0	0	0	0	0	8-4	4-3	0	4.41	107
May 13	at Maryland	*	5.1	4	6	6	4	6	1	0	1	2	0	0	0	0	7-8	4-4	0	4.83	103
May 19	RUTGERS	*	4.2	9	5	5	1	6	2	0	2	1	0	1	0	0	9-6	4-4	0	5.12	107
May 26	vs Illinois	*	5.0	6	3	3	1	3	3	0	0	0	0	1	0	0	7-5	4-4	0	5.14	88
May 29	vs Iowa	*	4.0	3	1	0	3	2	0	0	0	0	0	0	0	0	13-1	5-4	0	4.90	70
Totals		16	86.1	87	54	47	37	97	20	3	9	5	1	9	0	148-11	5-4	0	4.90		

The Automated ScoreBook  
Individual Game-by-Game for Michigan (as of May 29, 2022)

#8 Obertop, Jimmy - 58 games (All games)

Date	Opponent	Pos	AB	R	H	RBI	2B	3B	HR	BB	SB	CS	HBP	SAC	SF	GDP	K	PO	A	E	Avg	
Feb 18	vs Texas Tech	*c	4	0	1	0	1	0	0	1	0	0	0	0	0	0	2	11	0	0	.250	
Feb 19	vs Kansas State	*c	4	2	3	0	0	0	0	0	0	0	0	0	0	0	0	8	1	0	.500	
Feb 20	vs Oklahoma	*c	4	0	1	1	1	0	0	0	0	0	0	0	0	0	2	11	0	1	.417	
Feb 21	at UT Arlington	*c	5	2	2	0	0	0	0	0	0	0	0	0	0	0	2	3	1	0	.412	
Feb 25	vs Seton Hall	*c	3	1	1	0	0	0	0	1	0	0	0	0	0	0	2	11	1	0	.400	
Feb 26	at FIU	*c	4	1	1	1	0	0	0	1	0	0	0	0	0	0	2	8	0	0	.375	
Feb 27	at FIU	*c	3	0	0	0	0	0	0	3	0	0	0	0	0	0	2	7	0	0	.333	
Mar 01	at Florida Atlantic	*c	4	0	0	0	0	0	0	1	0	0	0	0	0	0	1	10	0	0	.290	
Mar 02	at Florida Atlantic	*dh	3	4	2	1	0	0	0	2	0	0	1	0	0	0	0	0	0	0	.324	
Mar 04	vs Maryland	*c	3	2	1	0	0	0	0	1	0	0	1	0	0	0	1	13	0	0	.324	
Mar 05	at East Carolina	*c	3	1	2	0	0	0	0	2	0	0	0	0	0	0	1	6	1	0	.350	
Mar 06	vs Indiana State	*c	4	0	2	0	0	0	0	1	0	0	0	0	0	0	2	8	0	0	.364	
Mar 11	at Louisville-1	*c	5	1	1	1	0	0	1	0	0	0	0	0	0	0	2	5	1	0	.347	
Mar 11	at Louisville-2	*c	4	1	1	3	0	0	0	1	0	0	0	0	1	0	2	13	0	0	.340	
Mar 13	at Louisville	*c	3	1	2	0	1	0	0	0	0	0	1	0	0	0	0	10	1	0	.357	
Mar 15	at Vanderbilt	*c	4	0	0	0	0	0	0	0	0	0	0	0	0	0	2	8	0	1	.333	
Mar 17	DAYTON	*c	3	1	1	1	0	0	0	0	0	0	0	0	1	0	1	14	0	0	.333	
Mar 18	DAYTON	*c	4	2	1	1	0	0	1	0	0	0	0	0	0	0	1	8	1	0	.328	
Mar 20	DAYTON	*c	4	0	1	1	0	0	0	0	0	0	0	0	0	0	0	9	0	0	.324	
Mar 23	at Xavier	*dh	5	0	2	1	0	0	0	0	0	0	0	0	0	0	1	0	0	0	.329	
Mar 25	at Nebraska	*c	4	1	2	2	1	0	1	1	0	0	0	0	0	0	2	10	1	0	.338	
Mar 25	at Nebraska	*c	3	1	1	2	1	0	0	2	0	0	0	0	0	0	2	10	1	0	.337	
Mar 27	at Nebraska	*c	4	1	2	0	0	0	0	1	0	0	0	0	0	0	0	9	1	0	.345	
Mar 30	OAKLAND	*dh	3	1	1	1	0	0	1	1	0	0	0	0	0	0	1	0	0	0	.344	
Apr 02	IOWA-1	*c	4	0	0	0	0	0	0	0	0	0	0	0	0	0	3	12	3	0	.330	
Apr 02	IOWA-2	*c	2	1	1	0	0	0	0	1	0	0	0	0	0	0	1	9	0	0	.333	
Apr 03	IOWA	*c	4	0	0	0	0	0	0	0	0	0	0	0	0	0	4	6	0	0	.320	
4/6/202	PURDUE FORT W	*c	3	0	0	0	0	0	0	1	0	0	1	0	0	0	3	10	1	0	.311	
Apr 08	CAL STATE FULL	*c	3	0	0	0	0	0	0	0	0	0	0	0	0	0	1	3	1	0	.302	
Apr 09	CAL STATE FULL	*c	3	0	1	1	0	0	0	0	0	0	0	0	1	0	1	13	1	0	.303	
Apr 10	CAL STATE FULL	*c	4	1	1	0	0	0	0	1	0	0	0	0	0	0	2	5	0	0	.301	
Apr 12	at Notre Dame	*c	4	0	0	0	0	0	0	1	0	0	0	0	0	0	2	4	1	0	.291	
Apr 15	MICHIGAN STATE	*c	4	1	1	0	0	0	0	0	0	0	1	0	0	0	1	11	0	0	.289	
Apr 16	at Michigan State	*c	5	2	3	1	0	0	0	0	0	0	0	0	0	0	0	12	0	0	.302	
Apr 17	at Michigan State	*c	4	1	0	0	0	0	0	0	0	0	0	0	0	0	1	9	0	0	.292	
Apr 22	OHIO STATE	*c	5	2	2	3	0	0	2	0	0	0	0	0	0	0	1	8	1	0	.296	
Apr 23	OHIO STATE	*c	2	1	0	0	0	0	0	2	0	0	0	0	0	0	1	6	0	0	.292	
Apr 24	OHIO STATE	*c	4	0	0	0	0	0	0	0	0	0	0	0	0	0	1	9	1	0	.284	
Apr 29	at Purdue	*c	4	1	1	1	0	0	1	0	0	0	0	0	0	0	1	7	2	0	.283	
May 01	at Purdue-1	*c	4	0	1	0	0	0	0	0	0	0	0	0	0	0	1	11	1	0	.282	
May 01	at Purdue-2	*c	5	1	1	1	0	0	0	0	0	0	0	0	0	0	1	4	1	0	.279	
May 06	INDIANA	*c	4	1	2	3	0	0	1	0	0	0	0	0	0	0	0	14	1	0	.285	
May 07	INDIANA	*c	4	0	1	1	0	0	0	0	0	0	1	0	0	0	1	8	0	0	.284	
May 08	INDIANA	*c	5	0	0	0	0	0	0	0	0	0	0	0	0	0	1	5	0	0	.275	
May 10	XAVIER	*dh	5	0	0	0	0	0	0	0	0	0	0	0	0	0	0	0	0	0	.267	
May 11	WRIGHT STATE	*c	2	1	0	1	0	0	0	0	0	0	0	0	0	0	1	3	0	0	.264	
May 13	at Maryland	*c	2	0	0	0	0	0	0	3	0	0	0	0	0	0	2	8	0	0	.261	
May 14	at Maryland	*c	3	0	1	2	1	0	0	1	0	0	0	0	0	0	0	6	0	0	.263	
May 15	at Maryland	*c	5	0	2	1	0	0	0	0	0	0	0	0	0	0	2	7	0	0	.266	
May 17	MICHIGAN STATE	*dh	3	1	2	2	0	0	0	1	0	0	1	0	0	0	0	0	0	0	.273	
May 19	RUTGERS	*c	4	1	1	2	0	0	1	1	0	0	0	0	0	0	2	11	0	0	.272	
May 20	RUTGERS	*c	3	0	2	2	1	0	0	1	0	0	0	0	1	0	1	9	2	0	.278	
May 21	RUTGERS	*c	4	0	1	1	0	0	0	1	0	0	0	0	0	0	2	6	0	0	.278	
May 26	vs Illinois	*c	5	1	2	2	0	0	1	0	0	0	0	0	0	0	2	5	0	0	.281	
May 27	vs Maryland	*c	5	1	1	1	1	0	0	0	0	0	0	0	0	0	3	11	0	0	.279	
May 28	vs Iowa	*c	5	1	2	1	0	0	1	0	0	0	0	0	0	1	1	9	0	0	.282	
May 29	vs Iowa	*c	4	1	1	1	0	0	0	1	0	0	0	0	0	0	0	9	0	0	.281	
May 29	vs Rutgers	*c	3	1	1	3	0	0	1	2	0	0	0	0	0	0	2	6	1	0	.282	
Totals			58gs	220	43	62	46	8	0	12	36	0	0	7	0	4	1	76	448	27	2	.282

On base pct. .393 • Slugging pct. .482

The Automated ScoreBook  
Individual Game-by-Game for Michigan (as of May 29, 2022)

#48 Rennard, Noah - 27 appearances (All games)

Date	Opponent	GS	IP	H	R	ER	BB	SO	2B	3B	HR	WP	BK	HBP	IBB	Score	W-L	Sv	ERA	NP
Feb 19	vs Kansas State		0.2	1	1	1	1	0	0	0	0	0	0	1	0	10-2	0-0	0	13.50	24
Feb 20	vs Oklahoma		0.2	0	1	0	1	2	0	0	0	0	0	0	0	1-6	0-0	0	6.75	13
Feb 25	vs Seton Hall		3.2	3	0	0	1	3	0	0	0	1	0	0	0	8-2	0-0	1	1.80	42
Mar 01	at Florida Atlantic	*	3.0	5	2	2	0	6	2	0	0	0	0	0	0	8-9	0-0	1	3.38	51
Mar 04	vs Maryland		2.2	1	0	0	0	4	0	0	0	0	0	0	0	7-4	1-0	1	2.53	34
Mar 06	vs Indiana State		1.2	2	0	0	0	1	0	0	0	0	0	1	0	5-6	1-0	1	2.19	23
Mar 11	at Louisville-1		2.0	2	1	1	0	3	1	0	1	0	0	0	0	3-5	1-0	1	2.51	35
Mar 15	at Vanderbilt		3.2	3	1	1	1	3	2	0	0	0	0	0	0	4-5	1-0	1	2.50	57
Mar 18	DAYTON	*	6.0	6	2	2	1	8	2	0	1	0	0	0	0	18-6	2-0	1	2.62	83
Mar 25	at Nebraska		0.1	2	3	2	2	1	1	0	0	0	0	0	0	9-13	2-1	1	3.33	19
Mar 27	at Nebraska		3.1	3	0	0	0	3	1	0	0	0	0	0	0	6-1	2-1	2	2.93	46
Apr 02	IOWA-2		1.0	2	0	0	0	0	2	0	0	0	0	0	0	2-0	2-1	2	2.83	16
Apr 03	IOWA		1.2	3	0	0	2	1	0	0	0	1	0	0	0	3-10	2-1	2	2.67	36
Apr 09	CAL STATE FULL		3.0	1	0	0	0	7	0	0	0	0	0	0	0	8-2	2-1	3	2.43	42
Apr 10	CAL STATE FULL		1.1	2	0	0	0	1	0	0	0	0	0	0	0	11-10	3-1	3	2.34	19
Apr 17	at Michigan State		3.0	6	3	3	2	4	2	0	0	0	0	0	0	6-3	3-1	3	2.87	67
Apr 22	OHIO STATE		4.0	6	2	2	0	3	0	0	1	0	0	0	0	9-8	4-1	3	3.02	71
Apr 24	OHIO STATE		0.1	2	0	0	0	0	0	0	0	0	0	0	0	5-6	4-1	3	3.00	7
May 01	at Purdue-1		0.2	4	6	6	2	1	1	1	0	0	0	1	0	4-12	4-1	3	4.22	26
May 06	INDIANA		2.0	1	0	0	0	4	0	0	0	0	0	0	0	8-4	4-1	4	4.03	33
May 08	INDIANA		1.2	3	3	1	2	0	1	0	0	0	0	0	0	8-10	4-2	4	4.08	39
May 13	at Maryland	*	2.2	3	2	2	0	2	0	0	2	0	0	0	0	7-8	4-2	4	4.22	43
May 15	at Maryland		0.1	1	2	2	1	1	0	0	1	0	0	0	0	10-15	4-2	4	4.56	18
May 19	RUTGERS		1.1	1	0	0	0	3	1	0	0	0	0	0	0	9-6	5-2	4	4.44	24
May 21	RUTGERS		0.0	1	1	1	0	0	0	0	0	0	0	0	0	12-18	5-2	4	4.62	1
May 27	vs Maryland		0.2	3	4	4	3	1	1	0	0	0	0	0	0	15-8	5-2	4	5.26	32
May 28	vs Iowa		0.2	1	1	1	1	1	0	1	0	1	0	1	0	3-7	5-2	4	5.37	17
Totals		3	52.0	68	35	31	20	63	17	2	6	3	0	4	0	199-18	5-2	4	5.37	-



The Automated ScoreBook  
Individual Game-by-Game for Michigan (as of May 29, 2022)

#18 Rogers, Jordon - 37 games (All games)

Date	Opponent	Pos	AB	R	H	RBI	2B	3B	HR	BB	SB	CS	HBP	SAC	SF	GDP	K	PO	A	E	Avg
Feb 19	vs Kansas State	ph/of	1	0	0	0	0	0	0	0	0	0	0	0	0	0	0	0	0	0	.000
Feb 26	at FIU	ph/of	1	0	0	0	0	0	0	0	0	0	0	0	0	0	0	0	0	0	.000
Mar 01	at Florida Atlantic	ph	1	0	0	0	0	0	0	0	0	0	0	0	0	0	1	0	0	0	.000
Mar 04	vs Maryland	pr/of	0	0	0	0	0	0	0	0	0	0	0	0	0	0	0	1	0	0	.000
Mar 05	at East Carolina	*of	4	0	0	0	0	0	0	0	0	0	0	0	0	1	2	2	1	0	.000
Mar 06	vs Indiana State	pr/dh	1	1	0	0	0	0	0	0	0	0	0	0	0	0	0	0	0	0	.000
Mar 11	at Louisville-2	*dh/of	5	3	2	2	0	0	1	1	0	0	0	0	0	0	0	1	0	0	.154
Mar 13	at Louisville	*dh	3	0	0	0	0	0	0	0	0	0	0	0	0	0	3	0	0	0	.125
Mar 15	at Vanderbilt	*dh	2	0	0	0	0	0	0	0	0	0	0	0	0	0	2	0	0	0	.111
Mar 18	DAYTON	ph/of	2	0	1	1	0	0	0	0	0	0	0	0	0	0	0	0	0	0	.150
Mar 20	DAYTON	ph	1	0	0	0	0	0	0	0	0	0	0	0	0	0	0	0	0	0	.143
Mar 25	at Nebraska	*dh	4	1	2	0	0	0	0	0	2	0	0	0	0	0	0	0	0	0	.200
Mar 25	at Nebraska	*dh	4	0	1	2	1	0	0	0	0	0	0	0	0	0	2	0	0	0	.207
Mar 27	at Nebraska	*dh	4	1	1	1	0	0	0	0	0	0	0	0	0	0	1	0	0	0	.212
Mar 30	OAKLAND	ph	1	0	0	0	0	0	0	0	1	0	0	0	0	0	0	0	0	0	.206
Apr 02	IOWA-1	*dh/p	0	1	0	0	0	0	0	1	0	0	0	0	0	0	0	0	0	0	.206
Apr 03	IOWA	ph	0	0	0	0	0	0	0	1	0	0	0	0	0	0	0	0	0	0	.206
4/6/202	PURDUE FORT W	*of	3	0	1	1	0	0	0	1	1	0	0	0	0	0	1	1	0	0	.216
Apr 08	CAL STATE FULL	*of	2	0	0	0	0	0	0	0	0	0	0	1	0	0	1	1	1	1	.205
Apr 09	CAL STATE FULL	*of	4	1	0	0	0	0	0	0	0	0	0	0	0	0	1	0	0	0	.186
Apr 10	CAL STATE FULL	*of	4	1	2	2	1	0	0	1	1	0	0	0	0	0	0	2	0	0	.213
Apr 12	at Notre Dame	*of	2	0	0	0	0	0	0	1	0	0	0	0	0	0	0	2	0	0	.204
Apr 15	MICHIGAN STATE	*of	3	1	0	0	0	0	0	1	0	0	0	0	0	0	1	3	0	0	.192
Apr 16	at Michigan State	*of	4	0	0	0	0	0	0	1	0	0	0	0	0	0	1	1	0	0	.179
Apr 17	at Michigan State	*of	3	1	1	0	0	0	0	0	0	0	0	0	0	0	1	5	1	0	.186
Apr 23	OHIO STATE	*of	1	0	0	0	0	0	0	0	0	0	0	0	0	0	1	1	0	0	.183
Apr 29	at Purdue	ph	1	0	0	0	0	0	0	0	0	0	0	0	0	0	1	0	0	0	.180
May 06	INDIANA	of	0	0	0	0	0	0	0	0	0	0	0	0	0	0	0	0	0	0	.180
May 11	WRIGHT STATE	*2b	2	3	0	0	0	0	0	4	0	0	0	0	0	0	1	0	1	0	.175
May 13	at Maryland	pr/3b	0	0	0	0	0	0	0	0	0	0	0	0	0	0	0	0	0	0	.175
May 14	at Maryland	*of	2	0	0	0	0	0	0	2	1	0	0	0	0	0	0	0	0	0	.169
May 19	RUTGERS	of	1	0	0	0	0	0	0	0	0	0	0	0	0	0	1	1	0	0	.167
May 20	RUTGERS	of	0	0	0	0	0	0	0	0	0	0	0	0	0	0	0	0	0	0	.167
May 26	vs Illinois	pr/of	0	1	0	0	0	0	0	0	0	0	0	0	0	0	0	1	0	0	.167
May 27	vs Maryland	of	0	0	0	0	0	0	0	0	0	0	0	0	0	0	0	0	0	0	.167
May 28	vs Iowa	ph/of	2	0	1	2	0	0	0	0	0	0	0	0	0	0	1	2	0	0	.176
May 29	vs Rutgers	ph/of	0	0	0	0	0	0	0	0	0	0	0	1	0	0	0	0	0	0	.176
Totals		19gs	68	15	12	11	2	0	1	14	6	0	0	2	0	1	22	24	4	1	.176

On base pct. .317 • Slugging pct. .250

The Automated ScoreBook  
Individual Game-by-Game for Michigan (as of May 29, 2022)

#40 Smith, Angelo - 15 appearances (All games)

Date	Opponent	GS	IP	H	R	ER	BB	SO	2B	3B	HR	WP	BK	HBP	IBB	Score	W-L	Sv	ERA	NP
Feb 19	vs Kansas State		0.1	0	0	0	0	1	0	0	0	0	0	0	0	10-2	0-0	0	0.00	6
Feb 21	at UT Arlington		0.0	3	2	2	0	0	2	0	0	0	0	0	0	9-7	0-0	0	54.00	9
Mar 02	at Florida Atlantic		2.2	2	0	0	4	5	0	0	0	0	0	1	0	20-13	1-0	0	6.00	56
Mar 13	at Louisville		2.0	2	1	1	1	0	1	0	0	0	0	1	0	1-13	1-0	0	5.40	29
Mar 23	at Xavier		3.1	2	0	0	1	4	0	0	0	0	0	0	0	2-8	1-0	0	3.24	48
Mar 25	at Nebraska		0.1	0	0	0	0	0	0	0	0	0	0	2	0	9-13	1-0	0	3.12	13
Mar 30	OAKLAND		0.1	2	1	1	0	0	1	0	0	0	1	0	0	7-14	1-0	0	4.00	6
Apr 03	IOWA		0.0	1	1	1	0	0	0	0	0	0	0	0	0	3-10	1-0	0	5.00	3
4/6/202	PURDUE FORT W		1.1	4	1	1	0	3	2	0	0	0	0	0	0	3-6	1-0	0	5.23	37
Apr 10	CAL STATE FULL		0.2	3	3	3	0	1	1	0	0	0	0	0	0	11-10	1-0	0	7.36	28
May 07	INDIANA		0.2	3	3	3	0	0	0	0	0	0	0	1	0	5-9	1-1	0	9.26	22
May 10	XAVIER		0.2	3	3	2	1	1	0	0	1	0	0	1	0	3-10	1-1	0	10.22	31
May 14	at Maryland		0.0	0	2	2	2	0	0	0	0	0	0	0	0	6-20	1-1	0	11.68	10
May 17	MICHIGAN STATE		0.1	3	1	1	0	0	1	0	0	0	0	0	0	11-8	1-1	0	12.08	11
May 21	RUTGERS		1.0	1	1	1	1	0	0	0	0	1	0	1	0	12-18	1-2	0	11.85	17
Totals		0	13.2	29	19	18	10	15	8	0	1	1	1	7	0	112-16	1-2	0	11.85	-

The Automated ScoreBook  
Individual Game-by-Game for Michigan (as of May 29, 2022)

#9 Stanton, Dylan - 22 games (All games)

Date	Opponent	Pos	AB	R	H	RBI	2B	3B	HR	BB	SB	CS	HBP	SAC	SF	GDP	K	PO	A	E	Avg
Feb 21	at UT Arlington	1b	1	0	0	0	0	0	0	0	0	0	0	0	0	0	0	0	0	0	.000
Feb 26	at FIU	3b	1	0	0	0	0	0	0	0	0	0	0	0	0	0	0	0	0	0	.000
Mar 01	at Florida Atlantic	1b	1	0	0	0	0	0	0	0	0	0	0	0	0	0	1	3	0	0	.000
Mar 04	vs Maryland	2b	0	0	0	0	0	0	0	0	0	0	0	0	0	0	0	0	0	0	.000
Mar 05	at East Carolina	*3b	5	0	1	0	0	0	0	0	0	0	0	0	0	0	1	2	0	1	.125
Mar 11	at Louisville-1	ph/d	2	1	0	0	0	0	0	0	0	0	0	0	0	0	0	0	0	0	.100
Mar 11	at Louisville-2	ph/2	1	0	1	0	0	0	0	0	0	0	0	0	0	0	0	0	0	0	.182
Mar 13	at Louisville	*2b	3	0	0	0	0	0	0	0	0	0	0	0	0	0	3	0	1	0	.143
Mar 18	DAYTON	*1b	5	2	3	1	0	0	0	0	0	0	0	0	1	0	1	6	1	0	.263
Mar 20	DAYTON	*1b	4	0	0	0	0	0	0	0	0	0	0	0	0	0	0	7	0	0	.217
Mar 23	at Xavier	*1b	4	0	1	0	0	0	0	0	1	0	0	0	0	0	0	6	0	0	.222
Mar 25	at Nebraska	*1b	2	0	0	0	0	0	0	0	0	0	0	0	0	0	1	0	0	0	.207
Apr 02	IOWA-1	2b	0	0	0	0	0	0	0	0	0	0	0	0	0	0	0	0	0	0	.207
Apr 12	at Notre Dame	ph	1	1	1	0	0	0	0	0	0	0	0	0	0	0	0	0	0	0	.233
Apr 15	MICHIGAN STATE	ph/1	0	1	0	0	0	0	0	1	0	0	0	0	0	0	0	0	0	0	.233
Apr 23	OHIO STATE	3b	1	0	0	0	0	0	0	0	0	0	0	0	0	0	0	0	1	0	.226
Apr 29	at Purdue	ph	1	0	1	0	0	0	0	0	0	0	0	0	0	0	0	0	0	0	.250
May 01	at Purdue-1	ph	1	0	1	0	0	0	0	0	0	0	0	0	0	0	0	0	0	0	.273
May 01	at Purdue-2	*1b	5	3	4	4	0	0	1	0	0	0	0	0	0	0	1	11	0	0	.342
May 06	INDIANA	*1b	3	1	1	1	0	0	1	1	1	0	0	0	0	0	0	6	2	1	.341
May 07	INDIANA	*1b	5	1	2	0	0	0	0	0	0	0	0	0	0	0	3	8	0	1	.348
May 08	INDIANA	*1b	4	0	1	2	0	0	0	0	0	0	0	0	0	0	1	9	1	0	.340
Totals		10gs	50	10	17	8	0	0	2	2	2	0	0	0	1	0	12	58	6	3	.340

On base pct. .358 • Slugging pct. .460

The Automated ScoreBook  
Individual Game-by-Game for Michigan (as of May 29, 2022)

#5 Stewart, Joe - 58 games (All games)

Date	Opponent	Pos	AB	R	H	RBI	2B	3B	HR	BB	SB	CS	HBP	SAC	SF	GDP	K	PO	A	E	Avg
Feb 18	vs Texas Tech	*of	4	2	1	0	0	0	0	1	0	0	0	0	0	0	1	3	0	0	.250
Feb 19	vs Kansas State	*of	4	1	1	2	0	0	0	1	0	0	0	0	0	0	2	4	0	0	.250
Feb 20	vs Oklahoma	*of	4	0	0	0	0	0	0	0	0	0	0	0	0	0	1	3	1	0	.167
Feb 21	at UT Arlington	*of	4	2	3	3	0	0	1	1	1	0	0	0	0	0	0	4	0	0	.312
Feb 25	vs Seton Hall	*of	5	1	0	0	0	0	0	0	0	0	0	0	0	0	3	3	1	0	.238
Feb 26	at FIU	*of	6	2	4	4	1	0	1	0	0	0	0	0	0	0	0	1	0	0	.333
Feb 27	at FIU	*of	4	1	2	3	0	0	1	2	0	0	0	0	0	0	1	3	0	0	.355
Mar 01	at Florida Atlantic	*of	5	1	2	2	1	1	0	0	0	0	0	0	0	0	1	0	0	0	.361
Mar 02	at Florida Atlantic	*of	6	2	2	1	0	0	0	0	0	0	0	0	0	0	1	2	1	1	.357
Mar 04	vs Maryland	*of	5	0	1	0	1	0	0	0	0	0	0	0	0	0	0	2	0	0	.340
Mar 05	at East Carolina	*of	4	2	2	0	0	0	0	1	0	0	0	0	0	0	0	4	0	0	.353
Mar 06	vs Indiana State	*of	5	1	1	1	0	0	0	0	0	0	0	0	0	0	1	3	0	0	.339
Mar 11	at Louisville-1	*of	4	0	2	1	0	0	0	1	1	0	0	0	0	0	0	4	0	0	.350
Mar 11	at Louisville-2	*of	2	2	1	1	0	0	0	3	0	0	0	0	1	0	0	2	0	0	.355
Mar 13	at Louisville	*of	4	0	1	0	0	0	0	0	0	0	0	0	0	0	3	0	0	0	.348
Mar 15	at Vanderbilt	*of	4	0	0	0	0	0	0	0	0	0	0	0	0	1	2	3	0	0	.329
Mar 17	DAYTON	*of	4	1	1	0	1	0	0	0	1	0	0	0	0	0	1	2	0	0	.324
Mar 18	DAYTON	*of	5	1	3	0	0	0	0	0	2	0	0	0	0	0	1	2	0	0	.342
Mar 20	DAYTON	*of	3	1	2	0	0	0	0	0	1	0	0	1	0	0	1	3	0	0	.354
Mar 23	at Xavier	*of	4	1	0	0	0	0	0	1	0	0	0	0	0	0	2	1	0	0	.337
Mar 25	at Nebraska	*of	5	0	1	0	0	0	0	0	0	0	0	0	0	0	1	2	0	0	.330
Mar 25	at Nebraska	*of	5	1	1	0	0	0	0	0	0	0	0	0	0	0	1	1	0	0	.323
Mar 27	at Nebraska	*of	4	0	1	0	0	0	0	1	0	1	0	0	0	0	1	1	0	0	.320
Mar 30	OAKLAND	*of	4	0	1	0	0	0	0	0	0	0	0	0	0	0	2	1	0	0	.317
Apr 02	IOWA-1	*of	3	0	1	0	0	0	0	1	0	0	0	0	0	0	1	1	0	0	.318
Apr 02	IOWA-2	*of	2	0	0	0	0	0	0	1	0	0	0	0	0	0	0	0	0	0	.312
Apr 03	IOWA	*of	4	0	2	0	0	0	0	0	0	0	0	0	0	0	0	7	1	0	.319
4/6/202	PURDUE FORT W	*of	5	1	3	0	1	0	0	0	1	0	0	0	0	0	0	1	0	0	.331
Apr 08	CAL STATE FULL	*of	4	1	1	0	0	1	0	0	0	0	0	0	0	0	0	2	0	0	.328
Apr 09	CAL STATE FULL	*of	5	3	1	1	0	0	0	0	1	0	0	0	0	0	0	4	0	0	.323
Apr 10	CAL STATE FULL	*of	4	2	1	0	0	0	0	0	0	0	1	0	0	0	0	1	0	0	.321
Apr 12	at Notre Dame	*of	5	0	3	1	0	0	0	0	0	0	0	0	0	0	1	1	0	0	.331
Apr 15	MICHIGAN STATE	*of	5	3	2	1	0	0	1	0	1	0	1	0	0	0	1	2	0	0	.333
Apr 16	at Michigan State	*of	5	0	1	0	0	0	0	0	0	0	0	0	0	0	1	3	0	0	.329
Apr 17	at Michigan State	*of	4	2	2	3	1	0	1	0	1	0	0	0	0	0	1	2	0	0	.333
Apr 22	OHIO STATE	*of	5	1	0	0	0	0	0	0	1	0	0	0	0	0	1	5	0	0	.323
Apr 23	OHIO STATE	*of	6	4	4	11	0	0	3	0	0	0	0	0	0	0	0	4	0	0	.335
Apr 24	OHIO STATE	*of	5	0	1	0	0	0	0	0	1	0	0	0	0	0	2	2	0	0	.331
Apr 29	at Purdue	*of	4	1	2	0	0	0	0	0	1	0	0	0	0	0	2	4	0	0	.335
May 01	at Purdue-1	*of	4	0	1	0	0	0	0	0	0	0	0	0	0	0	2	0	1	0	.333
May 01	at Purdue-2	*of	5	2	2	3	1	0	1	0	1	0	0	0	0	0	0	4	0	0	.335
May 06	INDIANA	*of	3	2	1	1	0	0	0	0	1	0	1	0	1	0	2	1	0	0	.335
May 07	INDIANA	*of	5	0	2	0	1	0	0	0	0	0	0	0	0	0	2	3	0	0	.337
May 08	INDIANA	*of	5	1	1	0	0	0	0	0	0	0	0	0	0	0	3	2	0	0	.333
May 10	XAVIER	*of	4	0	1	0	0	0	0	1	0	0	0	0	0	0	1	1	0	0	.332
May 11	WRIGHT STATE	*of	4	4	3	1	0	0	0	2	0	0	0	0	0	0	1	4	0	0	.340
May 13	at Maryland	*of	5	1	1	2	0	0	0	0	0	0	0	0	0	0	2	2	0	0	.337
May 14	at Maryland	*of	2	2	0	0	0	0	0	2	2	0	0	0	0	0	1	1	0	0	.333
May 15	at Maryland	*of	6	1	2	0	1	0	0	0	1	0	0	0	0	0	0	0	0	0	.333
May 17	MICHIGAN STATE	*of	3	3	2	2	1	0	0	1	1	0	1	0	0	0	0	0	0	0	.338
May 19	RUTGERS	*of	4	1	2	1	0	0	1	1	0	0	0	0	0	0	1	1	0	0	.341
May 20	RUTGERS	*of	5	2	3	3	1	0	1	0	1	0	0	0	0	0	2	5	0	0	.347
May 21	RUTGERS	*of	5	1	1	3	0	0	0	0	1	0	0	0	1	1	2	1	0	0	.343
May 26	vs Illinois	*of	4	3	3	1	2	0	1	1	0	0	0	0	0	0	0	1	0	0	.350
May 27	vs Maryland	*of	4	3	2	0	0	0	0	1	1	0	0	0	0	0	1	3	0	0	.353
May 28	vs Iowa	*of	4	0	0	0	0	0	0	0	0	0	1	0	0	0	2	4	0	0	.347
May 29	vs Iowa	*of	3	1	0	1	0	0	0	1	0	0	0	0	1	0	0	2	0	0	.343
May 29	vs Rutgers	*of	5	2	2	0	2	0	0	0	0	0	0	0	0	0	0	4	0	0	.344
Totals		58gs	250	69	86	53	15	2	12	24	23	1	6	0	4	2	58	135	5	1	.344

On base pct. .408 • Slugging pct. .564



The Automated ScoreBook  
Individual Game-by-Game for Michigan (as of May 29, 2022)

#21 Torroella, John - 3 appearances (All games)

Date	Opponent	GS	IP	H	R	ER	BB	SO	2B	3B	HR	WP	BK	HBP	IBB	Score	W-L	Sv	ERA	NP
May 17	MICHIGAN STATE		1.0	0	0	0	1	2	0	0	0	0	0	0	0	11-8	0-0	0	0.00	13
May 21	RUTGERS		1.0	1	0	0	0	0	1	0	0	0	0	0	0	12-18	0-0	0	0.00	22
May 27	vs Maryland		1.1	1	2	2	1	1	0	0	1	1	0	1	0	15-8	0-0	0	5.40	24
Totals		0	3.1	2	2	2	2	3	1	0	1	1	0	1	0	38-34	0-0	0	5.40	-

The Automated ScoreBook  
Individual Game-by-Game for Michigan (as of May 29, 2022)

#51 Van Remortel - 31 games (All games)

Date	Opponent	Pos	AB	R	H	RBI	2B	3B	HR	BB	SB	CS	HBP	SAC	SF	GDP	K	PO	A	E	Avg
Feb 18	vs Texas Tech	*1b	4	0	2	1	1	0	0	0	0	0	0	0	0	0	1	3	0	0	.500
Feb 19	vs Kansas State	*1b	4	1	1	1	1	0	0	0	0	0	0	0	0	0	2	4	0	0	.375
Feb 20	vs Oklahoma	*1b	3	0	0	0	0	0	0	0	0	0	0	0	0	0	2	6	0	0	.273
Feb 21	at UT Arlington	*1b	4	0	2	1	1	0	0	0	0	0	0	0	0	0	1	10	2	0	.333
Feb 25	vs Seton Hall	*1b	2	1	0	0	0	0	0	2	0	0	0	0	0	0	1	8	0	0	.294
Feb 26	at FIU	*1b	3	1	2	2	1	0	0	2	0	0	0	0	0	0	0	7	1	0	.350
Feb 27	at FIU	*1b	3	1	0	0	0	0	0	2	0	0	0	0	0	0	1	8	1	0	.304
Mar 01	at Florida Atlantic	*1b	2	1	1	0	1	0	0	1	0	0	0	0	0	0	0	5	0	0	.320
Mar 04	vs Maryland	*1b	3	1	0	0	0	0	0	1	0	0	0	0	0	0	1	5	0	0	.286
Mar 05	at East Carolina	*1b	3	0	0	0	0	0	0	0	0	0	0	0	0	0	3	5	0	0	.258
Mar 11	at Louisville-1	*dh	0	0	0	0	0	0	0	0	0	0	0	0	0	0	0	0	0	0	.258
Mar 30	OAKLAND	*1b	4	1	2	0	0	0	0	0	0	0	0	0	0	0	1	10	0	0	.286
Apr 02	IOWA-1	*1b	3	1	0	0	0	0	0	1	0	0	0	0	0	0	2	8	1	1	.263
Apr 02	IOWA-2	*1b	3	0	0	0	0	0	0	0	0	0	0	0	0	0	2	9	0	0	.244
Apr 03	IOWA	*1b	2	0	0	0	0	0	0	0	0	0	0	0	0	0	2	6	2	0	.233
4/6/202	PURDUE FORT W	*1b	4	1	2	1	1	0	0	0	0	0	0	0	0	0	1	10	0	0	.255
Apr 08	CAL STATE FULL	*1b	3	0	0	0	0	0	0	0	0	0	0	0	0	0	1	12	2	0	.240
Apr 09	CAL STATE FULL	*1b	3	0	0	0	0	0	0	1	0	0	0	0	0	0	0	6	0	0	.226
Apr 10	CAL STATE FULL	*1b	4	0	2	0	1	0	0	1	0	0	0	0	0	0	0	10	1	0	.246
Apr 12	at Notre Dame	*1b	4	1	0	0	0	0	0	0	0	0	1	0	0	0	3	8	1	0	.230
Apr 15	MICHIGAN STATE	*1b	4	1	1	0	0	0	0	0	0	0	0	0	0	0	1	5	2	0	.231
Apr 16	at Michigan State	*1b	4	0	2	3	2	0	0	1	0	0	0	0	0	0	1	10	0	0	.246
Apr 17	at Michigan State	*1b	2	1	1	0	0	0	0	1	0	0	0	0	0	0	0	9	0	0	.254
Apr 22	OHIO STATE	*1b	4	1	2	3	1	0	1	0	0	0	0	1	0	0	2	3	3	0	.267
Apr 23	OHIO STATE	*1b	2	2	0	0	0	0	0	2	0	0	0	0	0	1	1	5	2	0	.260
Apr 24	OHIO STATE	*1b	3	1	0	0	0	0	0	1	1	0	0	0	0	0	1	11	1	0	.250
Apr 29	at Purdue	*1b	3	0	0	0	0	0	0	0	0	0	0	0	0	1	2	6	1	0	.241
May 01	at Purdue-1	*1b	4	1	1	0	1	0	0	0	0	0	0	0	0	0	2	6	2	1	.241
May 08	INDIANA	1b	0	0	0	0	0	0	0	0	0	0	0	0	0	0	0	3	0	0	.241
May 10	XAVIER	*1b	2	0	0	0	0	0	0	2	0	0	0	0	0	0	1	3	0	0	.236
May 11	WRIGHT STATE	1b	0	0	0	0	0	0	0	0	0	0	0	0	0	0	0	0	0	0	.236
Totals		29gs	89	17	21	12	11	0	1	18	1	0	1	1	0	2	35	201	22	2	.236

On base pct. .370 • Slugging pct. .393

The Automated ScoreBook  
Individual Game-by-Game for Michigan (as of May 29, 2022)

## #51 VanRemortel, Jack - 1 game (All games)

Date	Opponent	Pos	AB	R	H	RBI	2B	3B	HR	BB	SB	CS	HBP	SAC	SF	GDP	K	PO	A	E	Avg	
May 29	vs Rutgers	1b	0	0	0	2	0	0	0	0	0	0	0	0	1	0	0	0	3	0	0	.000
Totals		0gs	0	0	0	2	0	0	0	0	0	0	0	0	1	0	0	0	3	0	0	.000

On base pct. .000 • Slugging pct. .000

## #51 VanRemortel, Jack - 1 appearance (All games)

Date	Opponent	GS	IP	H	R	ER	BB	SO	2B	3B	HR	WP	BK	HBP	IBB	Score	W-L	Sv	ERA	NP
May 21	RUTGERS		0.2	2	1	1	0	0	0	0	0	0	0	0	0	12-18	0-0	0	13.50	8
Totals		0	0.2	2	1	1	0	0	0	0	0	0	0	0	0	12-18	0-0	0	13.50	-

The Automated ScoreBook  
Individual Game-by-Game for Michigan (as of May 29, 2022)

#26 Velazquez, Joey - 28 games (All games)

Date	Opponent	Pos	AB	R	H	RBI	2B	3B	HR	BB	SB	CS	HBP	SAC	SF	GDP	K	PO	A	E	Avg
Feb 26	at FIU	of	0	0	0	0	0	0	0	0	0	0	0	0	0	0	0	0	0	0	.000
Mar 04	vs Maryland	2b/p	1	1	1	3	0	0	1	0	0	0	0	0	0	0	0	0	0	0	1.000
Mar 05	at East Carolina	ph	1	0	0	0	0	0	0	0	0	0	0	0	0	0	1	0	0	0	.500
Mar 06	vs Indiana State	*of	1	0	0	0	0	0	0	1	0	0	0	0	0	0	1	1	0	0	.333
Apr 03	IOWA	ph	1	0	0	0	0	0	0	0	0	0	0	0	0	0	1	0	0	0	.250
Apr 15	MICHIGAN STATE	ph/of	1	0	1	0	0	0	0	0	0	0	0	0	0	0	0	0	0	0	.400
Apr 22	OHIO STATE	*of	3	0	1	1	0	0	0	0	0	0	1	0	0	0	0	3	0	0	.375
Apr 23	OHIO STATE	ph/of	2	2	1	1	1	0	0	2	0	0	0	0	0	0	1	1	0	1	.400
Apr 24	OHIO STATE	*of	4	0	2	3	1	0	0	0	0	0	0	0	0	0	1	2	0	0	.429
Apr 29	at Purdue	*of	3	0	0	0	0	0	0	0	0	0	0	0	0	0	2	3	0	0	.353
May 01	at Purdue-1	*of	3	0	0	1	0	0	0	1	0	0	0	0	0	0	0	1	1	0	.300
May 01	at Purdue-2	*of	4	1	1	1	0	0	0	1	0	0	0	0	0	0	2	2	0	0	.292
May 06	INDIANA	*of	3	0	1	0	1	0	0	0	0	0	0	0	0	0	2	1	0	0	.296
May 07	INDIANA	*of	4	1	2	0	1	0	0	0	0	0	0	0	0	0	2	3	0	0	.323
May 08	INDIANA	*of	2	3	1	2	0	0	1	2	0	0	0	0	0	0	1	1	0	0	.333
May 10	XAVIER	*of	4	0	1	0	1	0	0	0	0	0	0	0	0	0	0	4	0	1	.324
May 11	WRIGHT STATE	*of	5	1	0	1	0	0	0	0	0	0	0	0	0	0	1	3	0	0	.286
May 13	at Maryland	*of	5	1	1	0	1	0	0	0	0	0	0	0	0	0	3	0	0	0	.277
May 14	at Maryland	ph/of	1	0	0	0	0	0	0	0	0	0	0	0	0	0	0	0	0	0	.271
May 15	at Maryland	*of	3	2	1	1	0	0	1	2	0	0	0	0	0	0	2	1	0	0	.275
May 19	RUTGERS	*of	4	1	2	2	1	0	1	0	0	0	0	0	0	0	1	0	0	0	.291
May 20	RUTGERS	*of	4	0	0	0	0	0	0	0	0	0	0	0	0	0	0	0	0	0	.271
May 21	RUTGERS	*of	5	1	2	0	1	0	0	0	0	0	0	0	0	0	0	3	0	0	.281
May 26	vs Illinois	*of	4	0	3	1	0	0	0	0	0	0	0	0	0	0	0	4	0	1	.309
May 27	vs Maryland	*of	4	1	0	0	0	0	0	0	0	0	1	0	0	0	1	1	0	0	.292
May 28	vs Iowa	*of	2	0	0	0	0	0	0	0	0	0	0	0	0	0	2	1	0	0	.284
May 29	vs Iowa	*of	2	1	1	0	0	0	0	1	0	0	0	1	0	0	0	0	0	0	.289
May 29	vs Rutgers	*of	3	0	0	0	0	0	0	1	0	0	0	0	0	0	1	1	0	0	.278
Totals		21gs	79	16	22	17	8	0	4	11	0	0	2	1	0	0	25	36	1	3	.278

On base pct. .380 • Slugging pct. .532

The Automated ScoreBook  
Individual Game-by-Game for Michigan (as of May 29, 2022)

#20 Weiss, Willie - 22 appearances (All games)

Date	Opponent	GS	IP	H	R	ER	BB	SO	2B	3B	HR	WP	BK	HBP	IBB	Score	W-L	Sv	ERA	NP
Feb 18	vs Texas Tech		3.0	4	2	2	1	4	0	0	0	2	0	3	0	6-7	0-1	0	6.00	64
Feb 27	at FIU		3.1	0	2	2	5	4	0	0	0	3	0	0	0	13-9	0-1	1	5.68	70
Mar 04	vs Maryland		1.0	1	0	0	0	0	1	0	0	0	0	0	0	7-4	0-1	2	4.91	15
Mar 06	vs Indiana State		0.2	0	0	0	0	0	0	0	0	0	0	0	0	5-6	0-1	2	4.50	5
Mar 13	at Louisville		1.0	2	2	2	0	2	0	0	2	0	0	0	0	1-13	0-1	2	6.00	18
Mar 15	at Vanderbilt		1.1	2	3	2	1	1	1	0	0	0	0	0	0	4-5	0-2	2	6.97	30
Mar 18	DAYTON		1.0	0	0	0	0	2	0	0	0	0	0	1	0	18-6	0-2	2	6.35	18
Mar 25	at Nebraska		1.1	1	4	3	4	2	0	0	0	0	0	1	0	9-13	0-2	2	7.82	49
Mar 30	OAKLAND		2.0	3	2	1	1	1	1	0	0	0	0	0	0	7-14	0-2	2	7.36	27
Apr 10	CAL STATE FULL		1.0	0	0	0	1	0	0	0	0	0	0	0	0	11-10	0-2	2	6.89	16
Apr 12	at Notre Dame		0.1	1	1	1	1	1	0	0	1	1	0	0	0	5-14	0-2	2	7.31	19
Apr 17	at Michigan State		0.0	1	0	0	0	0	0	0	0	0	0	0	0	6-3	0-2	2	7.31	2
Apr 23	OHIO STATE		1.0	2	2	2	0	1	1	0	0	0	0	1	0	16-13	0-2	2	7.94	18
May 01	at Purdue-1		2.1	2	0	0	0	2	0	0	0	1	0	1	0	4-12	0-2	2	6.98	25
May 06	INDIANA		1.2	1	0	0	1	1	1	0	0	1	0	1	0	8-4	1-2	2	6.43	35
May 08	INDIANA		1.0	2	1	1	0	2	1	0	0	0	0	0	0	8-10	1-2	2	6.55	23
May 10	XAVIER		2.1	1	0	0	1	1	0	0	0	1	0	2	0	3-10	1-2	2	5.92	25
May 15	at Maryland		1.0	1	3	3	2	2	0	0	0	2	0	1	0	10-15	1-2	2	6.75	33
May 17	MICHIGAN STATE		2.2	0	0	0	2	4	0	0	0	0	0	0	0	11-8	1-2	3	6.11	35
May 20	RUTGERS		3.0	1	0	0	1	4	0	0	0	1	0	0	0	9-7	2-2	3	5.52	38
May 27	vs Maryland		3.0	2	1	1	0	3	0	0	1	0	0	1	0	15-8	3-2	3	5.29	47
May 29	vs Iowa		0.0	0	0	0	0	0	0	0	0	0	0	1	0	13-1	3-2	3	5.29	1
Totals		0	34.0	27	23	20	21	37	6	0	4	12	0	13	0	189-19	3-2	3	5.29	-



The Automated ScoreBook  
Individual Game-by-Game for Michigan (as of May 29, 2022)

#55 Weston, Cameron - 1 game (All games)

Date	Opponent	Pos	AB	R	H	RBI	2B	3B	HR	BB	SB	CS	HBP	SAC	SF	GDP	K	PO	A	E	Avg
Mar 06	vs Indiana State	*dh	0	0	0	0	0	0	0	0	0	0	0	0	0	0	0	0	0	0	.000
Totals		1gs	0	0	0	0	0	0	0	0	0	0	0	0	0	0	0	0	0	0	.000

On base pct. .000 • Slugging pct. .000

#55 Weston, Cameron - 17 appearances (All games)

Date	Opponent	GS	IP	H	R	ER	BB	SO	2B	3B	HR	WP	BK	HBP	IBB	Score	W-L	Sv	ERA	NP
Feb 18	vs Texas Tech	*	4.2	5	3	3	4	6	0	1	0	0	0	0	0	6-7	0-0	0	5.79	91
Feb 25	vs Seton Hall	*	5.1	10	2	2	1	7	3	0	0	0	0	1	0	8-2	1-0	0	4.50	94
Mar 04	vs Maryland	*	5.0	4	4	1	2	9	0	1	1	2	0	1	0	7-4	1-0	0	3.60	94
Mar 11	at Louisville-1	*	6.0	6	4	4	2	3	3	1	0	2	0	3	0	3-5	1-1	0	4.29	93
Mar 25	at Nebraska	*	6.0	5	3	3	3	5	0	1	0	1	0	0	0	8-6	1-1	0	4.33	104
Apr 02	IOWA-1	*	4.2	9	7	6	4	7	1	0	0	2	0	0	1	2-8	1-2	0	5.40	100
Apr 09	CAL STATE FULL	*	6.0	9	2	2	1	6	1	0	1	0	0	0	0	8-2	2-2	0	5.02	99
Apr 16	at Michigan State	*	7.0	2	2	2	2	9	1	0	0	1	0	0	0	8-2	3-2	0	4.63	97
Apr 23	OHIO STATE	*	6.0	5	2	2	5	5	2	0	0	0	0	0	0	16-13	4-2	0	4.44	102
May 01	at Purdue-1	*	5.0	11	6	4	2	7	2	0	1	0	0	0	0	4-12	4-3	0	4.69	85
May 07	INDIANA	*	5.1	8	3	3	3	5	2	0	0	0	0	0	0	5-9	4-3	0	4.72	102
May 14	at Maryland		4.1	8	6	6	3	4	2	0	2	0	0	0	0	6-20	4-3	0	5.23	92
May 19	RUTGERS		1.0	0	0	0	0	1	0	0	0	0	0	0	0	9-6	4-3	1	5.16	11
May 20	RUTGERS		1.0	0	0	0	1	3	0	0	0	0	0	0	0	9-7	4-3	2	5.08	19
May 26	vs Illinois		2.0	1	1	1	1	1	0	0	0	1	0	1	0	7-5	4-3	3	5.06	34
May 27	vs Maryland		2.0	2	0	0	1	4	0	0	0	0	0	0	0	15-8	4-3	3	4.92	42
May 29	vs Iowa		3.0	2	0	0	1	6	1	0	0	0	0	0	0	13-1	4-3	4	4.72	54
Totals		11	74.1	87	45	39	36	88	18	4	5	9	0	6	1	134-11	4-3	4	4.72	-

The Automated ScoreBook  
Individual Game-by-Game for Michigan (as of May 29, 2022)

#30 White, Jack - 4 appearances (All games)

Date	Opponent	GS	IP	H	R	ER	BB	SO	2B	3B	HR	WP	BK	HBP	IBB	Score	W-L	Sv	ERA	NP
Apr 23	OHIO STATE		0.1	3	4	4	1	0	0	0	1	0	0	0	0	16-13	0-0	0	108.0	18
May 11	WRIGHT STATE	*	1.0	1	1	1	1	1	0	0	1	1	0	0	0	21-9	0-0	0	33.75	23
May 17	MICHIGAN STATE	*	1.0	3	4	4	0	1	0	2	0	1	0	1	0	11-8	0-0	0	34.71	26
May 21	RUTGERS	*	1.1	2	2	2	1	1	2	0	0	1	1	0	0	12-18	0-0	0	27.00	41
Totals		3	3.2	9	11	11	3	3	2	2	2	3	1	1	0	60-48	0-0	0	27.00	-

The Automated ScoreBook  
Individual Game-by-Game for Michigan (as of May 29, 2022)

#19 Wood, Logan - 14 appearances (All games)

Date	Opponent	GS	IP	H	R	ER	BB	SO	2B	3B	HR	WP	BK	HBP	IBB	Score	W-L	Sv	ERA	NP
Feb 18	vs Texas Tech		1.0	0	2	2	3	1	0	0	0	0	0	1	0	6-7	0-0	0	18.00	31
Feb 20	vs Oklahoma		1.1	1	0	0	0	3	0	0	0	0	0	0	0	1-6	0-0	0	7.71	23
Feb 27	at FIU		0.2	1	3	3	3	0	0	0	0	0	0	1	0	13-9	0-0	0	15.00	29
Mar 01	at Florida Atlantic		3.1	4	4	3	2	3	1	0	0	0	0	0	0	8-9	0-1	0	11.37	58
Mar 11	at Louisville-2		4.0	6	3	3	1	4	0	1	0	0	1	0	0	16-7	0-1	0	9.58	64
Mar 23	at Xavier		1.1	4	4	4	0	0	1	0	1	1	0	1	0	2-8	0-1	0	11.57	21
Mar 30	OAKLAND	*	0.2	6	6	5	0	2	0	0	0	0	0	0	0	7-14	0-2	0	14.59	34
Apr 29	at Purdue		0.2	3	1	1	0	0	0	0	1	0	0	0	0	4-18	0-2	0	14.54	11
May 08	INDIANA		0.1	0	0	0	0	1	0	0	0	0	0	0	0	8-10	0-2	0	14.18	6
May 10	XAVIER		0.0	0	0	0	1	0	0	0	0	0	0	0	0	3-10	0-2	0	14.18	5
May 11	WRIGHT STATE		1.0	2	1	1	1	1	1	0	0	2	0	0	0	21-9	0-2	0	13.81	21
May 14	at Maryland		0.1	0	2	1	0	0	0	0	0	0	0	1	0	6-20	0-2	0	14.11	10
May 15	at Maryland		0.0	1	1	1	0	0	0	0	1	0	0	0	0	10-15	0-2	0	14.73	1
May 21	RUTGERS		0.0	1	3	3	0	0	0	0	0	0	0	2	0	12-18	0-2	0	16.57	6
Totals		1	14.2	29	30	27	11	15	3	1	3	3	1	6	0	117-16	0-2	0	16.57	-

The Automated ScoreBook  
Individual Game-by-Game for Michigan (as of May 29, 2022)

#54 Zimmer, Ryan - 5 appearances (All games)

Date	Opponent	GS	IP	H	R	ER	BB	SO	2B	3B	HR	WP	BK	HBP	IBB	Score	W-L	Sv	ERA	NP
Mar 02	at Florida Atlantic		0.1	3	4	4	3	0	0	0	0	0	0	0	0	20-13	0-0	0	108.0	29
Mar 18	DAYTON		1.0	2	4	4	3	1	0	0	0	2	0	0	0	18-6	0-0	0	54.00	28
Apr 12	at Notre Dame		0.1	0	0	0	0	0	0	0	0	0	0	0	0	5-14	0-0	0	43.20	6
May 11	WRIGHT STATE		1.0	0	0	0	1	2	0	0	0	0	0	0	0	21-9	0-0	0	27.00	21
May 21	RUTGERS		0.2	1	1	1	1	0	0	0	1	0	0	0	0	12-18	0-0	0	24.30	17
Totals		0	3.1	6	9	9	8	3	0	0	1	2	0	0	0	76-60	0-0	0	24.30	-

## Individual Career History

Allen, Chase

Year	era	w-l	app	gs	cg	sho	sv	ip	h	r	er	bb	so
2021	99.00	0-0	1	0	0	0/0	0	0.0	1	3	3	1	0
2022	3.95	7-2	24	7	0	0/1	3	73.0	65	40	32	26	55
TOTAL	4.32	7-2	25	7	0	0/1	3	73.0	66	43	35	27	55

## SINGLE-GAME HIGHS [all-time ranking]:

Innings pitched: 8.0 [t-7th], at Purdue, May 01, 2022

Walks allowed: 4 [t-8th], Ohio State, Apr 24, 2022

Strikeouts: 7, Ohio State, Apr 24, 2022

Batters faced: 30 [t-9th], at Purdue, May 01, 2022

Field chances: 2, at FIU, Feb 26, 2022; vs Illinois, May 26, 2022

Putouts: 1, at FIU, Feb 26, 2022; Indiana, May 08, 2022

Assists: 2, vs Illinois, May 26, 2022

Runners CS: 1, at UT Arlington, Feb 21, 2022

Bertram, Riley

Year	avg	gp-gs	ab	r	h	2b	3b	hr	rbi	bb	so	sb-att
2019	.385	18-3	26	4	10	4	0	0	7	4	6	1-1
2020	.208	15-15	53	10	11	4	0	0	10	6	9	3-4
2021	.214	37-31	103	16	22	6	0	0	9	15	27	8-9
2022	.294	58-58	221	45	65	19	2	2	39	22	43	4-6
TOTAL	.268	128-107	403	75	108	33	2	2	65	47	85	16-20

## SINGLE-GAME HIGHS [all-time ranking]:

Hits: 4 [t-3rd], vs Cincinnati, Jun 01, 2019; Dayton, Mar 18, 2022; vs Maryland, May 27, 2022

Doubles: 2 [t-3rd], 6 times

Triples: 1 [t-1st], at FIU, Feb 27, 2022; Indiana, May 08, 2022

Home runs: 1, vs Maryland, Mar 04, 2022; Wright State, May 11, 2022

Total bases: 6, Wright State, May 11, 2022; vs Maryland, May 27, 2022

RBI: 4, Wright State, May 11, 2022

Runs scored: 3, Ohio State, Apr 11, 2021; vs UConn, Feb 22, 2020; Dayton, Mar 18, 2022

Walks: 3 [t-3rd], at Minnesota, Apr 16, 2021; vs Vanderbilt, Jun 26, 2019; Dayton, Mar 20, 2022

Hit by pitch: 1 [t-8th], 13 times

Struck out: 3 [t-6th], Indiana, May 06, 2022; Indiana, May 07, 2022

Sac flies: 1 [t-2nd], 5 times

Sac bunts: 2 [t-1st], at Cal Poly, Feb 28, 2020

At bats: 6 [t-2nd], at Michigan State, Apr 15, 2022; at Louisville, Mar 11, 2022

Stolen bases: 3 [t-1st], at Minnesota, Apr 17, 2021

Caught stealing: 1 [t-4th], 4 times

Field chances: 12, Ohio State, Apr 10, 2021

Putouts: 7, Ohio State, Apr 10, 2021

Assists: 8 [1st], Indiana, May 08, 2022



## Individual Career History

## Blakely, Christian

Year	era	w-l	app	gs	cq	sho	sv	ip	h	r	er	bb	so
2022	81.00	0-0	1	0	0	0/0	0	0.2	2	6	6	3	0
TOTAL	81.00	0-0	1	0	0	0/0	0	0.2	2	6	6	3	0

## SINGLE-GAME HIGHS [all-time ranking]:

Innings pitched: 0.2, at Florida Atlantic, Mar 02, 2022

Walks allowed: 3, at Florida Atlantic, Mar 02, 2022

Batters faced: 8, at Florida Atlantic, Mar 02, 2022

## Blomgren, Dan

Year	avg	qp-gs	ab	r	h	2b	3b	hr	rbi	bb	so	sb-att
2019	.314	70-70	242	40	76	8	2	3	47	35	48	7-11
2020	.286	15-15	56	11	16	3	0	1	6	11	14	6-7
TOTAL	.309	85-85	298	51	92	11	2	4	53	46	62	13-18

## SINGLE-GAME HIGHS [all-time ranking]:

Hits: 5 [t-1st], Manhattan, Mar 15, 2019

Doubles: 2 [t-3rd], vs Nebraska, May 25, 2019

Triples: 1 [t-1st], vs Binghamton, Feb 17, 2019; San Jose State, Mar 27, 2019

Home runs: 1, 4 times

Total bases: 6, at Pepperdine, Mar 06, 2020

RBI: 5 [t-7th], Manhattan, Mar 15, 2019

Runs scored: 4 [t-4th], Manhattan, Mar 15, 2019

Walks: 3 [t-3rd], at Stanford, Mar 03, 2020

Hit by pitch: 2 [t-2nd], vs Nebraska, May 25, 2019

Struck out: 3 [t-6th], 4 times

Sac flies: 1 [t-2nd], 6 times

Sac bunts: 1 [t-3rd], Northwestern, Apr 21, 2019; vs Creighton, Jun 03, 2019; at CSUN, Mar 01, 2019

At bats: 6 [t-2nd], vs Cal Poly, Feb 15, 2020

Stolen bases: 2 [t-6th], at Stanford, Mar 03, 2020

Caught stealing: 2 [t-1st], Northwestern, Apr 21, 2019

Field chances: 11, at Cal Poly, Feb 28, 2020; vs Ohio State, May 22, 2019

Putouts: 5, vs Ohio State, May 22, 2019

Assists: 7 [t-2nd], at Cal Poly, Feb 28, 2020

## Individual Career History

## Buckley, Casey

Year	avg	gp-gs	ab	r	h	2b	3b	hr	rbi	bb	so	sb-att
2019	.000	12-2	14	0	0	0	0	0	0	0	6	0-0
2022	.115	14-5	26	6	3	0	0	2	5	4	12	0-0
TOTAL	.075	26-7	40	6	3	0	0	2	5	4	18	0-0

## SINGLE-GAME HIGHS [all-time ranking]:

Hits: 1, at FIU, Feb 26, 2022; Oakland, Mar 30, 2022; Wright State, May 11, 2022

Home runs: 1, at FIU, Feb 26, 2022; Wright State, May 11, 2022

Total bases: 4, at FIU, Feb 26, 2022; Wright State, May 11, 2022

RBI: 4, Wright State, May 11, 2022

Runs scored: 2, Dayton, Mar 18, 2022

Walks: 2, Dayton, Mar 18, 2022

Hit by pitch: 1 [t-8th], Wright State, May 11, 2022

Struck out: 4 [t-1st], at Florida Atlantic, Mar 02, 2022

Sac bunts: 1 [t-3rd], Eastern Michigan, May 08, 2019; Xavier, May 10, 2022

At bats: 6 [t-2nd], at Florida Atlantic, Mar 02, 2022

Field chances: 12, Xavier, May 10, 2022

Putouts: 12, Xavier, May 10, 2022

Assists: 3, at Xavier, Mar 23, 2022; Oakland, Mar 30, 2022

Runners CS: 3 [1st], at Xavier, Mar 23, 2022

## Burton, Ted

Year	avg	gp-gs	ab	r	h	2b	3b	hr	rbi	bb	so	sb-att
2020	.222	12-11	36	1	8	1	0	1	8	3	9	1-2
2021	.342	35-32	114	25	39	12	2	7	28	15	29	3-5
2022	.253	57-57	217	47	55	17	0	9	52	33	68	12-16
TOTAL	.278	104-100	367	73	102	30	2	17	88	51	106	16-23

## SINGLE-GAME HIGHS [all-time ranking]:

Hits: 4 [t-3rd], at Florida Atlantic, Mar 01, 2022; at Florida Atlantic, Mar 02, 2022; Dayton, Mar 18, 2022

Doubles: 3 [t-1st], at Florida Atlantic, Mar 01, 2022

Triples: 1 [t-1st], Rutgers, Apr 23, 2021; at Michigan State, May 09, 2021

Home runs: 2 [t-3rd], Dayton, Mar 18, 2022; at Nebraska, Mar 25, 2022

Total bases: 11 [t-4th], Dayton, Mar 18, 2022

RBI: 8 [t-2nd], Dayton, Mar 18, 2022

Runs scored: 4 [t-4th], Dayton, Mar 18, 2022

Walks: 3 [t-3rd], Indiana, May 08, 2022; vs Rutgers, May 29, 2022

Hit by pitch: 2 [t-2nd], at Penn State, Mar 27, 2021

Struck out: 4 [t-1st], at Nebraska, Mar 25, 2022

Sac flies: 1 [t-2nd], 6 times

Sac bunts: 1 [t-3rd], at Maryland, Apr 04, 2021; Indiana, May 07, 2022

At bats: 6 [t-2nd], at Minnesota, Apr 16, 2021; Dayton, Mar 18, 2022

Stolen bases: 2 [t-6th], Ohio State, Apr 24, 2022; at Louisville, Mar 11, 2022

Caught stealing: 2 [t-1st], Indiana, May 08, 2022

Field chances: 14, at Nebraska, Mar 27, 2022

Putouts: 14 [t-9th], at Nebraska, Mar 27, 2022

Assists: 6 [t-7th], Indiana, May 16, 2021; Maryland, May 22, 2021

## Individual Career History

## Carattini, Keaton

Year	era	w-l	app	gs	cq	sho	sv	ip	h	r	er	bb	so
2020	7.71	0-0	2	0	0	0/1	0	2.1	2	2	2	2	5
2021	6.00	0-0	2	0	0	0/0	0	3.0	3	2	2	0	3
2022	13.50	0-0	2	0	0	0/0	0	2.0	4	3	3	2	4
TOTAL	8.59	0-0	6	0	0	0/1	0	7.1	9	7	7	4	12

## SINGLE-GAME HIGHS [all-time ranking]:

Innings pitched: 2.0, vs Purdue, Mar 13, 2021

Walks allowed: 1, 4 times

Strikeouts: 3, vs UConn, Feb 16, 2020; vs Purdue, Mar 13, 2021

Batters faced: 8, vs Purdue, Mar 13, 2021

Field chances: 1, at California, Mar 04, 2020

## Cleveland, Walker

Year	era	w-l	app	gs	cq	sho	sv	ip	h	r	er	bb	so
2019	4.23	4-3	15	3	0	0/1	0	38.1	30	20	18	15	19
2020	2.08	1-0	2	1	0	0/1	0	4.1	6	1	1	1	1
2021	20.25	0-0	1	0	0	0/0	0	1.1	4	3	3	1	2
2022	8.46	1-3	17	5	0	0/0	0	27.2	31	26	26	25	11
TOTAL	6.03	6-6	35	9	0	0/2	0	71.2	71	50	48	42	33

## SINGLE-GAME HIGHS [all-time ranking]:

Innings pitched: 4.2, Western Michigan, Mar 19, 2019

Walks allowed: 4 [t-8th], Purdue Fort Wayne, 4/6/2022; at Notre Dame, Apr 12, 2022

Strikeouts: 6, Iowa, Apr 02, 2022

Batters faced: 23, vs Nebraska, May 25, 2019

Field chances: 3, Western Michigan, Mar 19, 2019; at Kentucky, May 14, 2019

Putouts: 1, Purdue Fort Wayne, 4/6/2022

Assists: 3, Western Michigan, Mar 19, 2019; at Kentucky, May 14, 2019

Runners CS: 1, at California, Mar 04, 2020; San Jose State, Mar 27, 2019; Rutgers, May 20, 2022

## Individual Career History

Denner, Jacob

Year	era	w-l	app	gs	cq	sho	sv	ip	h	r	er	bb	so
2020	3.75	0-0	5	0	0	0/1	1	12.0	13	5	5	3	7
2021	4.35	4-4	13	9	0	0/1	0	51.2	57	30	25	17	51
2022	6.75	4-6	22	11	0	0/0	2	62.2	79	56	47	23	63
TOTAL	5.49	8-10	40	20	0	0/2	3	126.1	149	91	77	43	121

## SINGLE-GAME HIGHS [all-time ranking]:

Innings pitched: 6.2, vs Indiana State, Mar 06, 2022

Walks allowed: 4 [t-8th], at Nebraska, Mar 27, 2022

Strikeouts: 7, 5 times

Batters faced: 32 [t-3rd], vs Indiana State, Mar 06, 2022

Field chances: 3, Iowa, Apr 03, 2022

Putouts: 2, Iowa, Apr 03, 2022

Assists: 2, at Penn State, Mar 27, 2021; at Nebraska, Mar 27, 2022

Runners CS: 1, at Minnesota, Apr 18, 2021

Elliott, Clark

Year	avg	gp-gs	ab	r	h	2b	3b	hr	rbi	bb	so	sb-att
2020	.245	15-15	53	8	13	1	2	0	7	10	15	4-4
2021	.270	43-41	152	33	41	9	0	5	22	30	34	8-10
2022	.344	57-55	227	69	78	16	3	14	66	48	50	19-23
TOTAL	.306	115-111	432	110	132	26	5	19	95	88	99	31-37

## SINGLE-GAME HIGHS [all-time ranking]:

Hits: 4 [t-3rd], at Michigan State, Apr 15, 2022; vs Illinois, May 02, 2021

Doubles: 2 [t-3rd], vs Purdue, Mar 12, 2021

Triples: 1 [t-1st], 5 times

Home runs: 3 [t-1st], at Michigan State, Apr 15, 2022

Total bases: 13 [t-1st], at Michigan State, Apr 15, 2022

RBI: 8 [t-2nd], at Michigan State, Apr 15, 2022

Runs scored: 5 [t-1st], at Michigan State, Apr 15, 2022; vs Illinois, May 02, 2021

Walks: 3 [t-3rd], 5 times

Hit by pitch: 1 [t-8th], 11 times

Struck out: 3 [t-6th], 4 times

Sac flies: 1 [t-2nd], vs Seton Hall, Feb 25, 2022; at Pepperdine, Mar 07, 2020; vs Iowa, May 29, 2022

Sac bunts: 1 [t-3rd], vs Vanderbilt, Feb 14, 2020; vs UConn, Feb 23, 2020

At bats: 6 [t-2nd], at Michigan State, Apr 16, 2022; Ohio State, Apr 22, 2022; at Purdue, May 01, 2022

Stolen bases: 3 [t-1st], Ohio State, Apr 24, 2022

Caught stealing: 1 [t-4th], 6 times

Field chances: 6, at Maryland, May 14, 2022; vs Rutgers, May 29, 2022

Putouts: 6, at Maryland, May 14, 2022; vs Rutgers, May 29, 2022

Assists: 1, at Notre Dame, Apr 12, 2022

## Individual Career History

## Fedje-Johnson, Alex

Year	avg	gp-gs	ab	r	h	2b	3b	hr	rbi	bb	so	sb-att
2022	.123	26-17	65	14	8	1	0	0	6	10	15	4-5
TOTAL	.123	26-17	65	14	8	1	0	0	6	10	15	4-5

## SINGLE-GAME HIGHS [all-time ranking]:

Hits: 2, at FIU, Feb 26, 2022

Doubles: 1, vs Kansas State, Feb 19, 2022

Total bases: 2, vs Kansas State, Feb 19, 2022; at FIU, Feb 26, 2022

RBI: 2, at FIU, Feb 26, 2022; at Florida Atlantic, Mar 02, 2022

Runs scored: 2, vs Kansas State, Feb 19, 2022; at FIU, Feb 26, 2022; at FIU, Feb 27, 2022

Walks: 3 [t-3rd], at FIU, Feb 27, 2022

Hit by pitch: 2 [t-2nd], at Florida Atlantic, Mar 01, 2022

Struck out: 2, vs Oklahoma, Feb 20, 2022; at Florida Atlantic, Mar 02, 2022

At bats: 6 [t-2nd], at Florida Atlantic, Mar 02, 2022

Stolen bases: 1, 4 times

Caught stealing: 1 [t-4th], vs Seton Hall, Feb 25, 2022

Field chances: 6, at FIU, Feb 26, 2022; at Vanderbilt, Mar 15, 2022; at Nebraska, Mar 25, 2022

Putouts: 3, vs Kansas State, Feb 19, 2022

Assists: 5, at Vanderbilt, Mar 15, 2022

## Flores, Tito

Year	avg	gp-gs	ab	r	h	2b	3b	hr	rbi	bb	so	sb-att
2020	1.000	3-0	2	0	2	0	0	0	0	0	0	0-0
2021	.325	46-46	163	34	53	14	1	7	37	21	25	5-8
2022	.290	58-58	224	46	65	19	1	11	49	23	48	2-4
TOTAL	.308	107-104	389	80	120	33	2	18	86	44	73	7-12

## SINGLE-GAME HIGHS [all-time ranking]:

Hits: 3, 6 times

Doubles: 2 [t-3rd], 4 times

Triples: 1 [t-1st], at Minnesota, Apr 17, 2021; vs Seton Hall, Feb 25, 2022

Home runs: 1, 17 times

Total bases: 8, at Nebraska, Mar 25, 2022

RBI: 4, Ohio State, Apr 09, 2021; at East Carolina, Mar 05, 2022

Runs scored: 3, at Florida Atlantic, Mar 02, 2022; vs Iowa, Mar 08, 2021; vs Illinois, May 01, 2021

Walks: 2, 7 times

Hit by pitch: 2 [t-2nd], Cal State Fullerton, Apr 09, 2022

Struck out: 3 [t-6th], at Michigan State, Apr 16, 2022

Sac flies: 1 [t-2nd], 4 times

At bats: 6 [t-2nd], at FIU, Feb 27, 2022

Stolen bases: 1, 7 times

Caught stealing: 1 [t-4th], 5 times

Field chances: 15 [t-9th], vs Illinois, May 01, 2021

Putouts: 12, vs Illinois, May 01, 2021

Assists: 1, 4 times



## Individual Career History

Frey, Matt

Year	avg	gp-gs	ab	r	h	2b	3b	hr	rbi	bb	so	sb-att
2022	.315	57-57	216	53	68	13	0	10	53	38	33	2-3
TOTAL	.315	57-57	216	53	68	13	0	10	53	38	33	2-3

## SINGLE-GAME HIGHS [all-time ranking]:

Hits: 4 [t-3rd], at FIU, Feb 27, 2022

Doubles: 3 [t-1st], at Michigan State, Apr 16, 2022

Home runs: 1, 9 times

Total bases: 6, 4 times

RBI: 4, vs Maryland, May 27, 2022

Runs scored: 3, at Florida Atlantic, Mar 02, 2022; Wright State, May 11, 2022

Walks: 4 [t-1st], at FIU, Feb 26, 2022

Hit by pitch: 3 [1st], Michigan State, May 17, 2022

Struck out: 3 [t-6th], Cal State Fullerton, Apr 10, 2022

Sac flies: 1 [t-2nd], 5 times

At bats: 6 [t-2nd], at FIU, Feb 27, 2022

Stolen bases: 1, at East Carolina, Mar 05, 2022; vs Iowa, May 29, 2022

Caught stealing: 1 [t-4th], at Maryland, May 14, 2022

Field chances: 6, Iowa, Apr 02, 2022

Putouts: 3, Dayton, Mar 18, 2022

Assists: 5, Iowa, Apr 02, 2022

Fullman, Tyler

## SINGLE-GAME HIGHS [all-time ranking]:

## Individual Career History

Gasser, Camden

SINGLE-GAME HIGHS [all-time ranking]:

Goldensoph, Avery

Year	era	w-l	app	qs	cq	sho	sv	ip	h	r	er	bb	so
2022	7.89	1-0	14	0	0	0/0	0	21.2	37	25	19	9	14
TOTAL	7.89	1-0	14	0	0	0/0	0	21.2	37	25	19	9	14

SINGLE-GAME HIGHS [all-time ranking]:

Innings pitched: 3.0, vs Iowa, May 28, 2022

Walks allowed: 2, at Notre Dame, Apr 12, 2022; at Nebraska, Mar 25, 2022; Xavier, May 10, 2022

Strikeouts: 3, Xavier, May 10, 2022

Batters faced: 13, at Purdue, Apr 29, 2022; at Florida Atlantic, Mar 02, 2022; vs Iowa, May 28, 2022

Field chances: 1, Michigan State, May 17, 2022

Putouts: 1, Michigan State, May 17, 2022

### Individual Career History

Harajli, Ahmad
----------------

Year	era	w-l	app	gs	cq	sho	sv	ip	h	r	er	bb	so
2022	13.09	0-0	17	0	0	0/0	1	11.0	14	16	16	24	14
TOTAL	13.09	0-0	17	0	0	0/0	1	11.0	14	16	16	24	14

SINGLE-GAME HIGHS [all-time ranking]:

Innings pitched: 2.0, at Maryland, May 15, 2022

Walks allowed: 4 [t-8th], Michigan State, May 17, 2022

Strikeouts: 3, Dayton, Mar 18, 2022

Batters faced: 9, at Maryland, May 15, 2022

Hultnik, Cody
---------------

SINGLE-GAME HIGHS [all-time ranking]:

## Individual Career History

Jones, Jaylen

Year	era	w-l	app	gs	cg	sho	sv	ip	h	r	er	bb	so
2022	20.25	0-0	5	0	0	0/0	0	2.2	2	6	6	8	2
TOTAL	20.25	0-0	5	0	0	0/0	0	2.2	2	6	6	8	2

## SINGLE-GAME HIGHS [all-time ranking]:

Innings pitched: 1.0, at Notre Dame, Apr 12, 2022

Walks allowed: 3, Wright State, May 11, 2022

Strikeouts: 1, at Notre Dame, Apr 12, 2022; vs Oklahoma, Feb 20, 2022

Batters faced: 6, Wright State, May 11, 2022

Field chances: 1, at UT Arlington, Feb 21, 2022

Putouts: 1, at UT Arlington, Feb 21, 2022

Keaser, Jake

Year	era	w-l	app	gs	cg	sho	sv	ip	h	r	er	bb	so
2022	9.82	1-0	15	1	0	0/0	0	14.2	18	18	16	12	17
TOTAL	9.82	1-0	15	1	0	0/0	0	14.2	18	18	16	12	17

## SINGLE-GAME HIGHS [all-time ranking]:

Innings pitched: 2.0, Oakland, Mar 30, 2022; Wright State, May 11, 2022

Walks allowed: 2, at UT Arlington, Feb 21, 2022; at Florida Atlantic, Mar 01, 2022

Strikeouts: 3, at Michigan State, Apr 15, 2022

Batters faced: 12, at Notre Dame, Apr 12, 2022

Field chances: 1, at Louisville, Mar 13, 2022; Oakland, Mar 30, 2022

Assists: 1, Oakland, Mar 30, 2022

Runners CS: 1, at Xavier, Mar 23, 2022; Oakland, Mar 30, 2022

## Individual Career History

## Kennedy, Ian

Year	avg	gp-gs	ab	r	h	2b	3b	hr	rbi	bb	so	sb-att
2022	.333	3-0	3	1	1	0	0	0	0	0	1	0-0
TOTAL	.333	3-0	3	1	1	0	0	0	0	0	1	0-0

## SINGLE-GAME HIGHS [all-time ranking]:

Hits: 1, Dayton, Mar 18, 2022

Total bases: 1, Dayton, Mar 18, 2022

Runs scored: 1, Dayton, Mar 18, 2022

Struck out: 1, at FIU, Feb 26, 2022

At bats: 1, at FIU, Feb 26, 2022; Dayton, Mar 18, 2022; Wright State, May 11, 2022

Field chances: 1, Dayton, Mar 18, 2022

Putouts: 1, Dayton, Mar 18, 2022

## Kilinski, Trevor

Year	avg	gp-gs	ab	r	h	2b	3b	hr	rbi	bb	so	sb-att
2022	.500	7-0	4	1	2	0	0	0	1	0	2	1-1
TOTAL	.500	7-0	4	1	2	0	0	0	1	0	2	1-1

## SINGLE-GAME HIGHS [all-time ranking]:

Hits: 1, Ohio State, Apr 23, 2022; Wright State, May 11, 2022

Total bases: 1, Ohio State, Apr 23, 2022; Wright State, May 11, 2022

RBI: 1, Ohio State, Apr 23, 2022

Runs scored: 1, at Michigan State, Apr 15, 2022

Struck out: 1, Dayton, Mar 18, 2022; at Maryland, May 14, 2022

At bats: 1, 4 times

Stolen bases: 1, at Michigan State, Apr 15, 2022

Field chances: 1, at FIU, Feb 26, 2022

Putouts: 1, at FIU, Feb 26, 2022



## Individual Career History

Lawrence, Brandon

Year	avg	gp-gs	ab	r	h	2b	3b	hr	rbi	bb	so	sb-att
2021	.400	5-0	5	4	2	0	0	1	3	2	2	0-0
2022	.167	12-4	12	4	2	0	0	1	4	6	6	0-0
TOTAL	.235	17-4	17	8	4	0	0	2	7	8	8	0-0

Year	era	w-l	app	gs	cq	sho	sv	ip	h	r	er	bb	so
2022	12.71	0-0	6	0	0	0/0	0	5.2	8	9	8	3	2
TOTAL	12.71	0-0	6	0	0	0/0	0	5.2	8	9	8	3	2

## SINGLE-GAME HIGHS [all-time ranking]:

Hits: 1, 4 times

Home runs: 1, Iowa, Apr 02, 2022; at Maryland, Apr 05, 2021

Total bases: 4, Iowa, Apr 02, 2022; at Maryland, Apr 05, 2021

RBI: 1, 7 times

Runs scored: 1, 8 times

Walks: 1, 8 times

Hit by pitch: 1 [t-8th], Dayton, Mar 18, 2022

Struck out: 2, Iowa, Apr 03, 2022

Sac bunts: 1 [t-3rd], Rutgers, May 20, 2022

At bats: 3, Iowa, Apr 03, 2022; at Minnesota, Apr 16, 2021

Innings pitched: 2.0, vs Rutgers, May 29, 2022

Walks allowed: 1, at Notre Dame, Apr 12, 2022; at Maryland, May 14, 2022; at Maryland, May 15, 2022

Strikeouts: 1, Wright State, May 11, 2022; Rutgers, May 21, 2022

Batters faced: 9, vs Rutgers, May 29, 2022

Field chances: 6, Iowa, Apr 03, 2022

Putouts: 3, Iowa, Apr 03, 2022

Assists: 3, Iowa, Apr 03, 2022; Rutgers, May 20, 2022

Longo, Joe

## SINGLE-GAME HIGHS [all-time ranking]:

## Individual Career History

Marti, Jake

Year	avg	gp-gs	ab	r	h	2b	3b	hr	rbi	bb	so	sb-att
2021	.182	24-20	66	9	12	5	0	0	6	10	22	7-8
2022	.180	27-15	61	11	11	4	0	1	11	7	18	3-3
TOTAL	.181	51-35	127	20	23	9	0	1	17	17	40	10-11

## SINGLE-GAME HIGHS [all-time ranking]:

Hits: 2, 4 times

Doubles: 1, 9 times

Home runs: 1, at Maryland, May 13, 2022

Total bases: 4, at Maryland, May 13, 2022

RBI: 2, vs Iowa, Mar 06, 2021; vs Purdue, Mar 14, 2021; at Maryland, May 13, 2022

Runs scored: 3, vs Purdue, Mar 12, 2021; Wright State, May 11, 2022

Walks: 2, 5 times

Hit by pitch: 1 [t-8th], 5 times

Struck out: 3 [t-6th], at Penn State, Mar 27, 2021; at Nebraska, May 29, 2021

Sac flies: 1 [t-2nd], 4 times

Sac bunts: 1 [t-3rd], 6 times

At bats: 5, 6 times

Stolen bases: 1, 9 times

Caught stealing: 1 [t-4th], vs Iowa, Mar 07, 2021

Field chances: 11, Michigan State, Mar 22, 2021; Rutgers, May 21, 2022

Putouts: 11, Rutgers, May 21, 2022

Assists: 1, 5 times

O'Halloran, Connor

Year	era	w-l	app	gs	cq	sho	sv	ip	h	r	er	bb	so
2021	12.15	0-0	6	0	0	0/1	0	6.2	9	9	9	6	8
2022	4.90	5-4	17	16	0	0/1	0	86.1	87	54	47	37	97
TOTAL	5.42	5-4	23	16	0	0/2	0	93.0	96	63	56	43	105

## SINGLE-GAME HIGHS [all-time ranking]:

Innings pitched: 8.0 [t-7th], Dayton, Mar 17, 2022

Walks allowed: 5 [t-2nd], at Michigan State, Apr 15, 2022

Strikeouts: 13 [t-1st], Dayton, Mar 17, 2022

Batters faced: 31 [t-5th], at Purdue, Apr 29, 2022

Field chances: 2, 7 times

Putouts: 1, 6 times

Assists: 2, Iowa, Apr 02, 2022; at Maryland, May 13, 2022; vs Iowa, May 29, 2022

Runners CS: 2 [t-2nd], Ohio State, Apr 22, 2022

## Individual Career History

## Obertop, Jimmy

Year	avg	gp-gs	ab	r	h	2b	3b	hr	rbi	bb	so	sb-att
2020	.265	11-10	34	3	9	3	0	0	2	4	7	0-0
2021	.275	42-41	153	27	42	10	0	11	34	16	59	1-1
2022	.282	58-58	220	43	62	8	0	12	46	36	76	0-0
TOTAL	.278	111-109	407	73	113	21	0	23	82	56	142	1-1

## SINGLE-GAME HIGHS [all-time ranking]:

Hits: 3, at Michigan State, Apr 16, 2022; vs Kansas State, Feb 19, 2022; Illinois, Mar 19, 2021

Doubles: 1, 20 times

Home runs: 2 [t-3rd], Ohio State, Apr 22, 2022; Illinois, Mar 19, 2021

Total bases: 10 [6th], Illinois, Mar 19, 2021

RBI: 5 [t-7th], vs Purdue, Mar 13, 2021

Runs scored: 4 [t-4th], at Florida Atlantic, Mar 02, 2022

Walks: 3 [t-3rd], at FIU, Feb 27, 2022; at Maryland, May 13, 2022

Hit by pitch: 1 [t-8th], 16 times

Struck out: 4 [t-1st], Iowa, Apr 03, 2022

Sac flies: 1 [t-2nd], 8 times

At bats: 5, 22 times

Stolen bases: 1, Ohio State, Apr 10, 2021

Field chances: 15 [t-9th], Iowa, Apr 02, 2022; Indiana, May 06, 2022

Putouts: 14 [t-9th], Dayton, Mar 17, 2022; Indiana, May 06, 2022; Maryland, May 23, 2021

Assists: 3, Iowa, Apr 02, 2022; vs Iowa, Mar 07, 2021

Runners CS: 2 [t-2nd], vs Iowa, Mar 07, 2021

## Van Remortel

Year	avg	gp-gs	ab	r	h	2b	3b	hr	rbi	bb	so	sb-att
2019	.167	16-0	12	3	2	0	0	0	1	4	2	0-0
2020	.000	2-0	1	0	0	0	0	0	0	0	0	0-0
2022	.236	31-29	89	17	21	11	0	1	12	18	35	1-1
TOTAL	.225	49-29	102	20	23	11	0	1	13	22	37	1-1

## SINGLE-GAME HIGHS [all-time ranking]:

Hits: 2, 8 times

Doubles: 2 [t-3rd], at Michigan State, Apr 16, 2022

Home runs: 1, Ohio State, Apr 22, 2022

Total bases: 6, Ohio State, Apr 22, 2022

RBI: 3, at Michigan State, Apr 16, 2022; Ohio State, Apr 22, 2022

Runs scored: 2, Ohio State, Apr 23, 2022

Walks: 2, 5 times

Hit by pitch: 1 [t-8th], at Notre Dame, Apr 12, 2022

Struck out: 3 [t-6th], at Notre Dame, Apr 12, 2022; at East Carolina, Mar 05, 2022

Sac bunts: 1 [t-3rd], Ohio State, Apr 22, 2022

At bats: 4, 11 times

Stolen bases: 1, Ohio State, Apr 24, 2022

Field chances: 14, Cal State Fullerton, Apr 08, 2022

Putouts: 12, Cal State Fullerton, Apr 08, 2022

Assists: 3, Ohio State, Apr 22, 2022

## Individual Career History

## Rennard, Noah

Year	era	w-l	app	gs	cq	sho	sv	ip	h	r	er	bb	so
2022	5.37	5-2	27	3	0	0/1	4	52.0	68	35	31	20	63
TOTAL	5.37	5-2	27	3	0	0/1	4	52.0	68	35	31	20	63

## SINGLE-GAME HIGHS [all-time ranking]:

Innings pitched: 6.0, Dayton, Mar 18, 2022

Walks allowed: 3, vs Maryland, May 27, 2022

Strikeouts: 8, Dayton, Mar 18, 2022

Batters faced: 25, Dayton, Mar 18, 2022

Field chances: 2, vs Oklahoma, Feb 20, 2022; at Vanderbilt, Mar 15, 2022

Putouts: 1, Ohio State, Apr 22, 2022; Dayton, Mar 18, 2022

Assists: 2, at Vanderbilt, Mar 15, 2022

## Rogers, Jordon

Year	avg	gp-gs	ab	r	h	2b	3b	hr	rbi	bb	so	sb-att
2020	.500	5-0	2	0	1	0	0	0	0	0	1	1-1
2021	.276	30-24	105	18	29	2	0	1	17	13	25	5-8
2022	.176	37-19	68	15	12	2	0	1	11	14	22	6-6
TOTAL	.240	72-43	175	33	42	4	0	2	28	27	48	12-15

## SINGLE-GAME HIGHS [all-time ranking]:

Hits: 4 [t-3rd], vs Illinois, May 01, 2021

Doubles: 1, 4 times

Home runs: 1, at Minnesota, Apr 16, 2021; at Louisville, Mar 11, 2022

Total bases: 5, at Minnesota, Apr 16, 2021; at Louisville, Mar 11, 2022

RBI: 3, at Penn State, Mar 27, 2021

Runs scored: 3, at Louisville, Mar 11, 2022; Wright State, May 11, 2022

Walks: 4 [t-1st], Wright State, May 11, 2022

Hit by pitch: 1 [t-8th], at Michigan State, May 09, 2021

Struck out: 3 [t-6th], at Louisville, Mar 13, 2022; Maryland, May 23, 2021; at Nebraska, May 28, 2021

Sac flies: 1 [t-2nd], Rutgers, Apr 24, 2021

Sac bunts: 1 [t-3rd], Cal State Fullerton, Apr 08, 2022; vs Rutgers, May 29, 2022

At bats: 7 [1st], vs Illinois, May 01, 2021

Stolen bases: 2 [t-6th], at Maryland, Apr 05, 2021; at Nebraska, Mar 25, 2022

Caught stealing: 1 [t-4th], at Maryland, Apr 05, 2021; Ohio State, Apr 09, 2021; Ohio State, Apr 11, 2021

Field chances: 8, vs Illinois, May 02, 2021

Putouts: 6, at Minnesota, Apr 16, 2021

Assists: 6 [t-7th], vs Illinois, May 02, 2021

## Individual Career History

Smith, Angelo

Year	era	w-l	app	gs	cq	sho	sv	ip	h	r	er	bb	so
2019	4.60	1-0	23	4	0	0/3	0	31.1	34	22	16	20	39
2020	11.12	0-1	3	0	0	0/0	0	5.2	10	10	7	3	3
2021	3.00	1-0	6	0	0	0/0	0	6.0	3	3	2	5	4
2022	11.85	1-2	15	0	0	0/0	0	13.2	29	19	18	10	15
TOTAL	6.83	3-3	47	4	0	0/3	0	56.2	76	54	43	38	61

## SINGLE-GAME HIGHS [all-time ranking]:

Innings pitched: 4.2, vs Nebraska, May 25, 2019

Walks allowed: 4 [t-8th], at Florida Atlantic, Mar 02, 2022

Strikeouts: 6, vs Nebraska, May 25, 2019

Batters faced: 23, vs Nebraska, May 25, 2019

Field chances: 2, 4 times

Putouts: 1, Western Michigan, Mar 19, 2019

Assists: 2, San Jose State, Mar 27, 2019; vs Purdue, Mar 13, 2021

Runners CS: 2 [t-2nd], at Xavier, Mar 23, 2022

Stanton, Dylan

Year	avg	gp-gs	ab	r	h	2b	3b	hr	rbi	bb	so	sb-att
2022	.340	22-10	50	10	17	0	0	2	8	2	12	2-2
TOTAL	.340	22-10	50	10	17	0	0	2	8	2	12	2-2

## SINGLE-GAME HIGHS [all-time ranking]:

Hits: 4 [t-3rd], at Purdue, May 01, 2022

Home runs: 1, at Purdue, May 01, 2022; Indiana, May 06, 2022

Total bases: 7, at Purdue, May 01, 2022

RBI: 4, at Purdue, May 01, 2022

Runs scored: 3, at Purdue, May 01, 2022

Walks: 1, at Michigan State, Apr 15, 2022; Indiana, May 06, 2022

Struck out: 3 [t-6th], at Louisville, Mar 13, 2022; Indiana, May 07, 2022

Sac flies: 1 [t-2nd], Dayton, Mar 18, 2022

At bats: 5, 4 times

Stolen bases: 1, at Xavier, Mar 23, 2022; Indiana, May 06, 2022

Field chances: 11, at Purdue, May 01, 2022

Putouts: 11, at Purdue, May 01, 2022

Assists: 2, Indiana, May 06, 2022

## Individual Career History

Stewart, Joe

Year	avg	gp-gs	ab	r	h	2b	3b	hr	rbi	bb	so	sb-att
2022	.344	58-58	250	69	86	15	2	12	53	24	58	23-24
TOTAL	.344	58-58	250	69	86	15	2	12	53	24	58	23-24

## SINGLE-GAME HIGHS [all-time ranking]:

Hits: 4 [t-3rd], Ohio State, Apr 23, 2022; at FIU, Feb 26, 2022

Doubles: 2 [t-3rd], vs Illinois, May 26, 2022; vs Rutgers, May 29, 2022

Triples: 1 [t-1st], Cal State Fullerton, Apr 08, 2022; at Florida Atlantic, Mar 01, 2022

Home runs: 3 [t-1st], Ohio State, Apr 23, 2022

Total bases: 13 [t-1st], Ohio State, Apr 23, 2022

RBI: 11 [1st], Ohio State, Apr 23, 2022

Runs scored: 4 [t-4th], Ohio State, Apr 23, 2022; Wright State, May 11, 2022

Walks: 3 [t-3rd], at Louisville, Mar 11, 2022

Hit by pitch: 1 [t-8th], 6 times

Struck out: 3 [t-6th], vs Seton Hall, Feb 25, 2022; at Louisville, Mar 13, 2022; Indiana, May 08, 2022

Sac flies: 1 [t-2nd], 4 times

At bats: 6 [t-2nd], 4 times

Stolen bases: 2 [t-6th], Dayton, Mar 18, 2022; at Maryland, May 14, 2022

Caught stealing: 1 [t-4th], at Nebraska, Mar 27, 2022

Field chances: 8, Iowa, Apr 03, 2022

Putouts: 7, Iowa, Apr 03, 2022

Assists: 1, 5 times

Torroella, John

Year	era	w-l	app	gs	cq	sho	sv	ip	h	r	er	bb	so
2022	5.40	0-0	3	0	0	0/0	0	3.1	2	2	2	2	3
TOTAL	5.40	0-0	3	0	0	0/0	0	3.1	2	2	2	2	3

## SINGLE-GAME HIGHS [all-time ranking]:

Innings pitched: 1.1, vs Maryland, May 27, 2022

Walks allowed: 1, Michigan State, May 17, 2022; vs Maryland, May 27, 2022

Strikeouts: 2, Michigan State, May 17, 2022

Batters faced: 7, vs Maryland, May 27, 2022



## Individual Career History

## VanRemortel, Jack

Year	avg	gp-gs	ab	r	h	2b	3b	hr	rbi	bb	so	sb-att
2022	.000	1-0	0	0	0	0	0	0	2	0	0	0-0
TOTAL	.000	1-0	0	0	0	0	0	0	2	0	0	0-0

Year	era	w-l	app	gs	cq	sho	sv	ip	h	r	er	bb	so
2022	13.50	0-0	1	0	0	0/0	0	0.2	2	1	1	0	0
TOTAL	13.50	0-0	1	0	0	0/0	0	0.2	2	1	1	0	0

## SINGLE-GAME HIGHS [all-time ranking]:

RBI: 2, vs Rutgers, May 29, 2022

Sac bunts: 1 [t-3rd], vs Rutgers, May 29, 2022

Innings pitched: 0.2, Rutgers, May 21, 2022

Batters faced: 4, Rutgers, May 21, 2022

Field chances: 3, vs Rutgers, May 29, 2022

Putouts: 3, vs Rutgers, May 29, 2022

Assists: 1, Rutgers, May 21, 2022

## Velazquez, Joey

Year	avg	gp-gs	ab	r	h	2b	3b	hr	rbi	bb	so	sb-att
2020	.364	7-2	11	2	4	1	0	0	1	0	3	0-0
2021	.174	13-3	23	2	4	1	0	0	7	0	6	0-2
2022	.278	28-21	79	16	22	8	0	4	17	11	25	0-0
TOTAL	.265	48-26	113	20	30	10	0	4	25	11	34	0-2

## SINGLE-GAME HIGHS [all-time ranking]:

Hits: 3, vs Illinois, May 26, 2022

Doubles: 1, 10 times

Home runs: 1, 4 times

Total bases: 6, Rutgers, May 19, 2022

RBI: 3, Ohio State, Apr 24, 2022; vs Maryland, Mar 04, 2022; Maryland, May 21, 2021

Runs scored: 3, Indiana, May 08, 2022

Walks: 2, Ohio State, Apr 23, 2022; Indiana, May 08, 2022; at Maryland, May 15, 2022

Hit by pitch: 1 [t-8th], Ohio State, Apr 22, 2022; Maryland, May 23, 2021; vs Maryland, May 27, 2022

Struck out: 3 [t-6th], at Maryland, May 13, 2022

Sac bunts: 1 [t-3rd], vs Iowa, May 29, 2022

At bats: 5, 5 times

Caught stealing: 1 [t-4th], at Minnesota, Apr 17, 2021; Maryland, May 22, 2021

Field chances: 5, Xavier, May 10, 2022; vs Illinois, May 26, 2022

Putouts: 4, Xavier, May 10, 2022; vs Illinois, May 26, 2022

Assists: 1, at Purdue, May 01, 2022

## Individual Career History

Weiss, Willie

Year	era	w-l	app	gs	cq	sho	sv	ip	h	r	er	bb	so
2019	2.97	2-2	27	0	0	0/1	9	39.1	25	15	13	32	50
2021	2.63	4-2	21	1	0	0/3	5	27.1	17	9	8	13	40
2022	5.29	3-2	22	0	0	0/0	3	34.0	27	23	20	21	37
TOTAL	3.67	9-6	70	1	0	0/4	17	100.2	69	47	41	66	127

## SINGLE-GAME HIGHS [all-time ranking]:

Innings pitched: 3.1, at FIU, Feb 27, 2022

Walks allowed: 5 [t-2nd], at FIU, Feb 27, 2022

Strikeouts: 5, Minnesota, Apr 06, 2019; at Minnesota, Apr 17, 2021; vs Iowa, Mar 06, 2021

Batters faced: 17, vs Texas Tech, Feb 18, 2022

Field chances: 2, Manhattan, Mar 16, 2019

Putouts: 2, Manhattan, Mar 16, 2019

Assists: 1, 4 times

Weston, Cameron

Year	era	w-l	app	gs	cq	sho	sv	ip	h	r	er	bb	so
2020	0.90	1-0	7	1	0	0/0	2	10.0	9	2	1	3	5
2021	2.81	7-4	14	14	1	0/4	0	83.1	68	32	26	29	69
2022	4.72	4-3	17	11	0	0/0	4	74.1	87	45	39	36	88
TOTAL	3.54	12-7	38	26	1	0/4	6	167.2	164	79	66	68	162

## SINGLE-GAME HIGHS [all-time ranking]:

Innings pitched: 9.0 [t-1st], at Michigan State, May 08, 2021

Walks allowed: 5 [t-2nd], Ohio State, Apr 23, 2022

Strikeouts: 9, at Michigan State, Apr 16, 2022; vs Maryland, Mar 04, 2022; at Michigan State, May 08, 2021

Batters faced: 29, at Michigan State, May 08, 2021

Field chances: 3, at Nebraska, May 29, 2021

Putouts: 1, 6 times

Assists: 3, at Nebraska, May 29, 2021

Runners CS: 2 [t-2nd], Rutgers, Apr 24, 2021; vs Iowa, Mar 07, 2021

## Individual Career History

White, Jack

Year	era	w-l	app	gs	cq	sho	sv	ip	h	r	er	bb	so
2019	0.00	0-0	2	0	0	0/0	0	2.0	0	0	0	2	1
2020	5.79	0-1	3	0	0	0/1	1	4.2	6	3	3	3	1
2021	4.50	0-0	9	0	0	0/1	0	16.0	14	9	8	12	23
2022	27.00	0-0	4	3	0	0/0	0	3.2	9	11	11	3	3
TOTAL	7.52	0-1	18	3	0	0/2	1	26.1	29	23	22	20	28

## SINGLE-GAME HIGHS [all-time ranking]:

Innings pitched: 3.0, Rutgers, Apr 24, 2021; at Arizona State, Feb 15, 2020; Maryland, May 21, 2021

Walks allowed: 3, Maryland, May 21, 2021

Strikeouts: 4, Rutgers, Apr 24, 2021; Maryland, May 21, 2021

Batters faced: 13, Maryland, May 21, 2021

Field chances: 1, 5 times

Putouts: 1, Michigan State, Mar 21, 2021

Assists: 1, Rutgers, Apr 24, 2021; at Cal Poly, Feb 29, 2020

Wood, Logan

Year	era	w-l	app	gs	cq	sho	sv	ip	h	r	er	bb	so
2021	2.38	0-0	9	0	0	0/0	0	11.1	9	3	3	11	14
2022	16.57	0-2	14	1	0	0/0	0	14.2	29	30	27	11	15
TOTAL	10.38	0-2	23	1	0	0/0	0	26.0	38	33	30	22	29

## SINGLE-GAME HIGHS [all-time ranking]:

Innings pitched: 4.0, at Louisville, Mar 11, 2022

Walks allowed: 4 [t-8th], Maryland, May 23, 2021

Strikeouts: 4, at Louisville, Mar 11, 2022

Batters faced: 18, at Louisville, Mar 11, 2022

Field chances: 1, 4 times

Assists: 1, at Florida Atlantic, Mar 01, 2022; at Louisville, Mar 11, 2022; Maryland, May 23, 2021

### Individual Career History

Zimmer, Ryan
--------------

Year	era	w-l	app	gs	cq	sho	sv	ip	h	r	er	bb	so
2022	24.30	0-0	5	0	0	0/0	0	3.1	6	9	9	8	3
TOTAL	24.30	0-0	5	0	0	0/0	0	3.1	6	9	9	8	3

#### SINGLE-GAME HIGHS [all-time ranking]:

Innings pitched: 1.0, Dayton, Mar 18, 2022; Wright State, May 11, 2022

Walks allowed: 3, at Florida Atlantic, Mar 02, 2022; Dayton, Mar 18, 2022

Strikeouts: 2, Wright State, May 11, 2022

Batters faced: 8, Dayton, Mar 18, 2022



## Erik Bakich Head Coach (10th Season at Michigan)

Erik Bakich was announced as the 19th head coach in the history of Michigan baseball on June 27, 2012 and completed his ninth season with the program in 2021.

The Wolverines enjoyed one of their most successful campaigns in program history during the 2019 season, which featured a trip to the College World Series Finals for just the third time in Michigan history and the eighth trip to the CWS overall. The unseeded Maize and Blue team sneaked into the NCAA Tournament field of 64 as one of the last four teams in but emerged victorious at the Corvallis Regional and upset No. 1-ranked UCLA in the Super Regional to advance to the College World Series, where Michigan finished as the National Runner-Up behind Vanderbilt University. Bakich was named the National Coach of the Year by D1Baseball.com as well as the National Collegiate Baseball Writer's Association (NCBWA), while five Wolverines earned nine All-America nods and eight were selected to All-Big Ten Conference teams, including the program's first Big Ten Player of the Year award (outfielder Jordan Brewer) since 2008. In the midst of an exciting postseason, Michigan also had five players selected in the Major League Baseball Draft, including starting pitchers Tommy Henry (2nd round, Diamondbacks) and Karl Kauffmann (2nd round, Rockies), Brewer (3rd round, Astros), reliever Jack Weisenburger (20th round, Athletics), and senior infielder and team co-captain Jimmy Kerr (33rd round, Tigers). The Wolverines finished the 2019 season with a 50-22 overall record, which marked the program's first 50-win season since 1987 and the first of Bakich's career.

The 2020 Wolverines won a season-opening rematch versus Vanderbilt and ascended to the No. 1 national ranking before a promising campaign was cut short due to the global Covid-19 pandemic.

In 2018, Bakich posted a 33-21 overall record and a third-place finish in the Big Ten. The season was highlighted by a 20-game win streak that stretched from March to April and marked the program's third-longest win streak in history. The 2018 campaign also featured an 18-3 record at the Wilpon Complex, which marked the program's best win percentage (.857) since the complex was dedicated in 2008. Following a strong regular season, the Wolverines advanced to the Big Ten Tournament for the sixth-straight season under Bakich.

After losing 15 players at the close of 2017, Bakich brought in a highly touted incoming class of 14, including 12 freshmen and two transfers. The recruiting class was ranked No. 10 in the nation by Baseball America and Collegiate Baseball Newspaper, marking the highest ranking ever for a Big Ten recruiting class. The incoming class played an important role in the team's success in 2018, as Michigan newcomers went on to capture seven freshman all-America awards in addition to six Big Ten Conference postseason accolades.

In his fifth year with the Maize and Blue, Bakich guided the Wolverines to a 42-17 record and a second place finish in the Big Ten Conference, leading Michigan to its 23rd NCAA Tournament appearance in program history and its first at-large berth since 2007. With 40 wins for the first time since 2008, the season was also highlighted by a program record eight All-Big Ten selections, including five first team selections (Oliver Jaskie, Jackson Lamb, Ako Thomas, Michael Brdar, and Drew Lugbauer), two third team selections (Mac Lozer and Johnny Slater), and one All-Freshman Team selection (Tommy Henry). The impressive season culminated with the most Major League Baseball draft picks in the country and in Michigan history, as eleven players (Jaskie, Lugbauer, Brdar, Slater, Lozer, Ryan Nutof, Harrison Wenson, Bryan Pail, Jake Bivens, Michael Hendrickson, and Grant Reuss) were selected by and signed with their respective professional teams. In addition to on-field success, the campaign also featured six Academic All-Big Ten selections, one Big Ten Distinguished Scholar, and one CoSIDA Academic All-Region selection.

The 2016 campaign featured a 36-21 overall record for the Wolverines, who were left out of the NCAA Tournament despite defeating two top-25 teams and executing series sweeps of seven different opponents. At the close of the 2016 season, Michigan had garnered five All-Big Ten selections and five Major League Draft picks (Brett Adcock, Carmen Benedetti, Evan Hill, Jackson Lamb, and Harrison Wenson), which marked the program's most the 2012 season. Academically, the season was highlighted by its first CoSIDA Academic All-America selection since 2005 in Cody Bruder, six Academic All-Big Ten selections, and one Big Ten Distinguished Scholar award.

The 2015 season was an exciting one for Michigan, as the Wolverines won the Big Ten Tournament and advanced to a regional for the first time since 2008. Michigan won 39 games in 2015, highlighted by a four-game sweep of the Big Ten Tournament and a runner-up finish in the NCAA Louisville Regional. Bakich coached a first team All-American in Carmen Benedetti (NCBWA) and five All-Big Ten honorees, including first team selections in Benedetti and Jackson Glines. Michigan had four players named to the Big Ten All-Freshman team, including Freshman of the Year Jake Bivens. Three Wolverines (Jacob Cronenworth, Glines and Travis Maezes) were selected in the MLB First-Year Player Draft while Michigan now has eight Louisville Slugger Freshman All-Americans, the most in the nation in that three-year span.

The 2014 edition of the Michigan baseball team won 30 games and finished in a tie for fourth place in the Big Ten Conference. U-M also advanced to the semifinals of the Big Ten Tournament, winning a pair of games in that tournament for the first time since 2008. Bakich coached a pair of All-Big Ten honorees (Jackson Glines - 2nd, Travis Maezes - 3rd) and four Academic All-Big Ten selections. Juniors James Bourque and Trent Szkutnik were both picked in the 2014 MLB First-Year Player Draft and freshman Brett Adcock and Carmen Benedetti were named to both the Big Ten All-Freshman and the Louisville Slugger Freshman All-America teams.

In Bakich's first season in Ann Arbor, he guided the Maize and Blue to 29 wins and 14-10 record in the Big Ten, good for a tie for fifth place. That was a seven-game overall and a six-game conference improvement from 2012. Also, the Wolverines returned to the Big Ten Tournament for the first time since 2010. Bakich coached three All-Big Ten honorees (Michael O'Neill - 1st, Jacob Cronenworth - 2nd, Cole Martin - 3rd) and four Academic All-Big Ten selections. O'Neill also was an ABCA All-Mideast Region first team selection and a third round pick by the New York Yankees in the MLB First-Year Player Draft. A trio of freshmen (Cronenworth, Travis Maezes and Evan Hill) earned Big Ten All-Freshman team honors and were Louisville Slugger Freshman All-Americans.

Bakich previously spent three years as the head coach at the University of Maryland. He led the Terrapins to a 32-24 record in 2012, a 15-win improvement from his first season. Maryland started the season by taking 2-of-3 at UCLA, which went on to earn a No. 2 national seed and a berth in the College World Series. The Terps also enjoyed wins over East Carolina, St. John's, North Carolina, Virginia, Miami, N.C. State and Florida State. Bakich also had four players drafted from the 2012 team in the MLB First-Year Player Draft, including Alfredo Rodriguez, who was picked in the 17th round by the Milwaukee Brewers.

### THE BAKICH FILE

Birthdate: ..... November 27, 1977

Birthplace: ..... San Jose, Calif.

High School: ..... Bellarmine (1996)

College: ..... East Carolina (2000)

### COACHING EXPERIENCE

2012-present ..... University of Michigan  
Head Coach

2010-2012 ..... University of Maryland  
Head Coach

2003-09 ..... Vanderbilt University  
Assistant Coach

2002 ..... Clemson University  
Volunteer Assistant Coach

### HONORS & AWARDS

- 2019 NCBWA Coach of the Year
- Baseball America Top-10 Coaches Under 40
- Top 10 Recruiting Class in 2018; highest ever for a Big Ten baseball program
- Top 25 Recruiting Class in 2014
- Top 30 Recruiting Class in 2015
- Top 25 Recruiting Class in 2012
- Top 25 Recruiting Class in 2010
- Top-Ranked Recruiting Class at Vanderbilt (2005)

### COACHING ACHIEVEMENTS

- First career 40 win season in 2017
- 15-Win Improvement at Maryland from 2010-12
- 2004 Super Regional (Vanderbilt)
- Five NCAA Regional Appearances (Vanderbilt)
- 2002 College World Series (Clemson)

### ATHLETIC EXPERIENCE

- East Carolina University (1999-2000)
- All-Baton Rouge Regional team (1999)
- Helped ECU win back-to-back CAA titles

### ERIK BAKICH'S YEAR-BY-YEAR COACHING RECORD

OVERALL					CONFERENCE			POSTSEASON		NOTES
YEAR	W	L	T	PCT.	W	L	PCT.	PLACE	ROUND	
MARYLAND (3 Seasons)					Atlantic Coast					
2010	17	39	-	.304	5	25	.167	6th		
2011	21	35	-	.375	5	25	.167	6th		
2012	34	24	-	.586	10	20	.333	T-5th		
MICHIGAN (8 <sup>th</sup> Season)					Big Ten					
2013	29	27	-	.518	14	10	.583	T-5th	Big Ten Tournament	Two MLB Draft Picks
2014	30	29	1	.508	13	11	.542	T-4th	Big Ten Tournament	Two MLB Draft Picks
2015	39	25	-	.609	14	10	.583	T-3rd	NCAA Regional (2nd)	Big Ten Tournament Champions; Three MLB Draft Picks
2016	36	21	-	.632	13	10	.565	6th	Big Ten Tournament	Five All-Big Ten Selections; Five MLB Draft Picks
2017	42	17	-	.712	16	8	.667	2nd	NCAA Regional (4th)	First 40-win season since '08; Program-record 11 MLB Draft Picks
2018	33	21	-	.611	15	8	.652	3rd	Big Ten Tournament	20-game win streak; Three MLB Draft Picks
2019	50	22	-	.704	16	7	.696	2nd	College World Series	First CWS berth since 1984; Five MLB Draft Picks
2020	8	7	-	.533	-	-	----			No. 1 national ranking after opening week of the season
2021	27	17	-	.614	27	17	.614	3rd	NCAA Regional (3rd)	Three MLB Draft Picks
2022	30	26	-	.528	12	12	.500	5th	NCAA Regional (3rd)	Big Ten Tournament Champions
CAREER	395	337	1	.539	160	163				
AT U-M	325	214	1	.603	140	93	.612			

## COACH + SUPPORT STAFF



## Nick Schnabel Assistant Coach/Recruiting Coordinator

### 10th Season at Michigan

- Named the American Baseball Coaches Association (ABCA) Assistant Coach of the Year for 2019
- Four former Schnabel recruits were selected in 2020 MLB Draft (Jordan Nwogu (3rd, Cubs), Jesse Franklin (3rd, Braves), Jack Blomgren (5th, Rockies) and P Jeff Criswell (2nd, Athletics)
- Five former recruits were drafted during the 2019 CWS run (Tommy Henry (3rd, Diamondbacks), Karl Kauffmann (2nd, Rockies, 2nd), Jordan Brewer (3rd, Astros), Jack Weisenburger (20th, Athletics) and Jimmy Kerr (33rd, Tigers)
- Michigan's 2018 incoming class was perhaps the most highly-touted class in program history, as the group of 15 newcomers was ranked No. 10 by both Baseball America and Collegiate Baseball Newspaper. The ranking marked the highest ranking a Big Ten class has ever earned, and played an important role in the team's success in 2018, as Michigan newcomers went on to capture seven freshman all-America awards in addition to six Big Ten Conference postseason accolades.
- Came to Michigan with Erik Bakich after serving as the hitting instructor, infield coach and recruiting coordinator at East Carolina for three seasons.
- Mentored six All-Conference USA selections during his three seasons with the Pirates.
- Also spent two seasons at Liberty as the hitting instructor and recruiting coordinator and a pair of seasons at the U.S. Military Academy, serving as Army's hitting instructor and working with the infielders.



## Steve Merriman Assistant Coach/Pitching

### 2nd Season at Michigan


- Previously served as pitching coach in 2002 and 2012, in addition to starting his coaching career at U-M as a hitting coach in 1995.
- Most recently worked in the Colorado Rockies organization, where he was the minor league pitching co-coordinator and pitching coach for the Double-A Hartford Yard Goats.
- Worked with the Chicago Cubs in 2018 at their high-tech pitching lab in Mesa, Ariz., and has other professional coaching experience with the Arizona Diamondbacks, New York Mets and Detroit Tigers organizations.



## Brandon Inge Volunteer Coach

### 2nd Season at Michigan

- Joined the Michigan program at the end of the 2020 fall season after prior volunteer coach Ako Thomas (who starred in the 2019 CWS run) was hired as infield coach/ hitting instructor with the Portland Sea Dogs (AA - Boston).
- Inge played 13 seasons in the major leagues, mostly for the Detroit Tigers. He batted a career-best .287 during the 2004 season and connected for 27 home runs in both the 2006 and 2009 seasons.
- Played collegiately at VCU



## Hunter Satterthwaite Director of Operations

### 1st Season at Michigan

- Was the Wolverines' student manager throughout his undergraduate career, including 2019 College World Series runner-up campaign.
- Oversees all operations and data analytics for the program



## Jeremy Kelch Video Coordinator/Player Development

### 8th Season at Michigan


- Joined the Michigan staff in 2014 and is responsible for providing player development plans for student-athletes as well as training student managers in video operations and scouting strategy.
- Helps to provide the coaching staff with statistical analysis of in-game situations and opportunities for player growth.
- Spent 14 seasons with the Detroit Tigers as a video coordinator and advance scout.




## TV/RADIO ROSTER



**DAN BLOMGREN**  
So. • IF • 5-10  
MILTON, WIS.



**CAMDEN GASSER**  
Fr. • IF • 5-10  
HUNTINGBURG, IND.



**TED BURTON**  
Jr. • IF • 6-2  
HUNTINGTON BEACH, CALIF.



**BRANDON LAWRENCE**  
Jr. • IF/C • 5-10  
SANTA YNEZ, CALIF.




**JOE STEWART**  
Gr. • OF • 6-4  
PORTAGE, MICH.



**ALEX FEDJE-JOHNSON**  
Gr. • IF • 6-0  
MINNEAPOLIS, MINN.



**JAKE MARTI**  
Jr. • OF/1B • 6-0  
BLOOMINGTON, ILL.



**JIMMY OBERTOP JR.**  
• C • 6-1  
ST. LOUIS, MO.



**DYLAN STANTON**  
So. • IF • 6-1  
RICHLAND, MICH.



**RILEY BERTRAM**  
Sr. • IF • 6-0  
ZIONSVILLE, IND.



**AVERY GOLDENSOPH**  
Fr. • RHP • 6-3  
SAGINAW, MICH.



**CLARK ELLIOTT JR.**  
• OF • 6-0  
BARRINGTON, ILL.



**JORDAN ROGERS**  
Sr. • IF/OF • 5-8  
CHICAGO, ILL.



**LOGAN WOOD**  
Fr. • LHP • 6-2  
MACOMB, MICH.



**WILLIE WEISS**  
Sr. • RHP • 6-3  
PORTLAND, ORE.



**JOHN TORROELLA**  
So. • RHP • 6-4  
ELLCOTT CITY, MD.



**TITO FLORES**  
Jr. • OF • 5-10  
DETROIT, MICH.



**MATT FREY**  
Gr. • 3B • 6-0  
PITTSBURGH, PA.



**JAKE KEASER**  
Fr. • RHP • 6-1  
ROCHESTER, MICH.



**JOEY VELAZQUEZ**  
Jr. • OF • 6-0  
LEWIS CENTER, OHIO.




**KEATON CARRATINI**  
Sr. • RHP • 6-2  
ENCINITAS, CALIF.



**JACK WHITE**  
Sr. • LHP • 6-3  
BETHESDA, MD.



**AHMAD HARAJLI**  
So. • RHP • 6-4  
DEARBORN, MICH.



**WALKER CLEVELAND**  
Sr. • LHP • 6-2  
SUWANEE, GA.



**TREVOR KILINSKI**  
So. • IF • 6-1  
ZEELAND, MICH.



**CHASE ALLEN**  
So. • RHP • 6-6  
LAKEWOOD, COLO.



**CONNOR O'HALLORAN**  
So. • LHP • 6-1  
MISSISSAUGA, ONT.




**ANGELO SMITH**  
Sr. • LHP • 5-9  
THORNTON, ILL.



**JACOB DENNER JR.**  
• LHP • 6-0  
CLOSTER, N.J.



**NOAH RENNARD JR.**  
• RHP • 6-3  
SANTA ROSA, CALIF.



**IAN KENNEDY**  
So. • OF • 6-3  
DOUGLASVILLE, GA.



**CASEY BUCKLEY**  
Sr. • C • 6-1  
LONG BEACH, CALIF.



**JACK VANREMORTELT**  
Sr. • IF • 6-2  
CARMEL, IND.



**RYAN ZIMMER**  
So. • RHP • 6-5  
ST. CLAIR, MICH.



**CAMERON WESTON JR.**  
• RHP • 5-11  
CANONSBURG, PA.