

UNIVERSITY OF MICHIGAN BASKETBALL

2017-18 SEASON NOTEBOOK

MICHIGAN BASKETBALL 2017-18				RPI	SOS	
Overall:	10-3	Big Ten:	1-1	NCAA:	27	52
Home:	6-0	Home:	1-0	ESPN:	24	50
Away:	1-2	Away:	0-1	BPI:	30	109
Neutral:	3-1	Neutral:	0-0	KenPom:	35	118
Associated Press:	RV, t-41st (1)			Sagarin:	32	97
ESPN/USA Today:	RV, t-41st (2)			KPI:	42	77
				<i>as of Dec. 18</i>		



MICHIGAN wolverines (10-3; 1-1 Big Ten) vs. ALABAMA A&M bulldogs (0-11; 0-0 SWAC)

GAME DAY

- **Date:** Thursday, December 21, 2017
- **Tip:** 9:05 p.m., potential slip to 9:10 p.m.
- **Location:** Ann Arbor, Michigan
- **Arena:** Crisler Center (12,707)
- **TV Broadcast:** ESPNU
- **TV Talent:** Mike Crispino (play by play) & Mark Adams (analyst)
- **U-M Radio:** Detroit: WWJ-Radio (950 AM) | Ann Arbor: WWWW (102.9 FM)
- **U-M Talent:** Matt Shepard (p-by-p) & Terry Mills (analyst)
- **Satellite Radio:** Sirius: 83 | XM: 83 | Internet: 83



A LITTLE ABOUT THE BULLDOGS

- Alabama A&M travel to Ann Arbor in search of their first win of the season as the Bulldogs have dropped their first 11 games of the season. Alabama A&M has played 10 of its first 11 games away from home, including eight true road games.
- Three players are scoring in double figures for the Bulldogs, led by Julian Walters at 14.0 points per game, along with a team-high 6.5 rebounds per contest. De'Ederick Petty adds 12.3 points per contest while Arthur Johnson chips in 11.3 points per game.
- Alabama A&M is committing just 16.0 fouls per game, the fewest of any team in the SWAC and 34th nationally. The Bulldogs also rank third in the SWAC in three-point field goal percentage, shooting 35.0 percent as a team.
- Donnie Marsh is in his first season as head coach at Alabama A&M. Marsh spent the last two seasons as the associate head coach at Texas Southern. Marsh was the head coach at Florida International from 2000-04.
- This will be the second all-time meeting between Michigan and Alabama A&M. U-M won the first meeting, 87-57, on Dec. 17, 2011. Trey Burke led the Wolverines with a game-high 19 points.

CLOSING OUT 2017

- After opening with 13 games in the first 36 days of the season, U-M closes its non-conference season playing its final two non-conference games over the final 14 days of 2017.
- With U-M's final exams coming to a close, the Wolverines host Alabama A&M on Thursday, Dec. 21 at 9 p.m. (ESPNU). The Maize & Blue will close out 2017 with a Saturday, Dec. 30, game with Jacksonville at 6 p.m. (BTN).
- For the second straight season, U-M will start the New Year playing at Iowa. This year, the Wolverines head to Iowa City for a Tuesday, Jan. 2, game at Carver-Hawkeye Arena. Last season, the Hawkeyes used an 86-83 OT win to ring in 2017.

IN CASE YOU MISSED IT (ICYMI)

- Over his last four games, U-M's Sixth Man Xavier Simpson has posted three (3) double figure scoring games (10.5 ppg), including a career-best 15 against UCLA. During his stretch, he has shot 17-for-27 from the field (62.9%) and 5-for-5 from deep.
- Due to a right ankle sprain, Moritz Wagner missed the vs. Detroit Mercy game, snapping a 55 consecutive game streak. He continues to be listed as day-to-day.
- Filling in for the injured Wagner, Jon Teske started his first career game against the Titans and posted his second double-double with a career-high 15 points and 10 rebounds.
- Quietly, Muhammad-Ali Abdur-Rahkman has recorded a U-M best 42 assists (3.2 apg) with eight turnovers -- a 5.25 ratio and ranking him second in the nation.
- Duncan Robinson, who leads with 27 three-pointers this season, is 10th on U-M's all-time top 10 for three-point field goals (186). He needs three (3) for ninth which is held by LaVell Blanchard (2000-03, 189).

Exhibition	Opponent	Time/Result	TV
Fri., Nov. 3	GRAND VALLEY STATE (Exh.)	W 82-50	BTN-Plus

Regular Season	Opponent	Time/Results	TV
Sat. Nov. 11	NORTH FLORIDA (1)	W 86-66	BTN-Plus
Mon. Nov. 13	CENTRAL MICHIGAN	W 72-65	BTN
Thu., Nov. 16	SOUTHERN MISSISSIPPI	W 61-47	BTN-Plus
Mon., Nov. 20	vs. LSU (2)	L 77-75	ESPNU
Tue. Nov. 21	vs. Chaminade (2)	W 102-64	ESPN2
Wed., Nov. 22	vs. VCU (2)	W 68-60	ESPN2
Sun., Nov. 26	UC RIVERSIDE	W 87-42	FS1
Wed., Nov. 29	at 13/11 North Carolina (3)	L 86-71	ESPN
Sat., Dec. 2	INDIANA+	W 69-55	CBS
Mon., Dec. 4	at Ohio State+	L 71-62	FS1
Sat., Dec. 9	-/23 UCLA	W 78-69 OT	CBS
Tue., Dec. 12	at Texas	W 59-52	ESPN2
Sat., Dec. 16	vs. Detroit Mercy (4)	W 90-58	ESPNU
Thu., Dec. 21	ALABAMA A&M	9:05 p.m.	ESPNU
Sat., Dec. 30	JACKSONVILLE	6:00 p.m.	BTN
Tue. Jan. 2	at Iowa+	6:00 p.m. CT	ESPN/2
Sat., Jan. 6	ILLINOIS+	Noon	BTN
Tue., Jan. 9	PURDUE+	9:00 p.m.	ESPN/2
Sat., Jan. 13	at Michigan State+	Noon	FOX
Mon., Jan. 15	MARYLAND+	6:30 p.m.	FS1
Thu., Jan. 18	at Nebraska+	8:00 p.m. CT	BTN
Sun. Jan. 21	RUTGERS+	Noon	BTN
Thu., Jan. 25	at Purdue+	7:00 p.m.	ESPN2
Mon., Jan. 29	NORTHWESTERN+	7:00 p.m.	FS1
Sat., Feb. 3	MINNESOTA+	2:30 p.m.	FOX
Tue., Feb. 6	at Northwestern+ (5)	6:00 p.m. CT	BTN
Sun., Feb. 11	at Wisconsin+	Noon CT	CBS
Wed., Feb. 14	IOWA+	6:30 p.m.	BTN
Sun., Feb. 18	OHIO STATE+	1:00 p.m.	CBS
Wed., Feb. 21	at Penn State+	7:00 p.m.	BTN
Sat., Feb. 24	at Maryland+	Noon	ESPN/2

2018 Big Ten Tournament | New York

Wed., Feb. 28	First Round	BTN ESPN ESPN2
Thu., March 1	Second Round	BTN ESPN ESPN2
Fri., March 2	Quarterfinal	BTN ESPN ESPN2
Sat., March 3	Semifinal	CBS
Sun., March 4	Championship	CBS


2018 NCAA Tournament

Tue-Wed., March 13-14	First Four	truTV
Thu-Sun., March 15-18	First & Second Rounds	truTV TBS TNT CBS
Thu-Sun., March 22-25	Regional Rounds	TBS
Sat., March 31	Final Four	TBS
Mon., April 2	National Championship	TBS

All game times are local to site | + Big Ten game

- 1: Maui Jim Maui Invitational Mainland Match-Up, Ann Arbor, Mich. (Crisler Center)
- 2: Maui Jim Maui Invitational, Lahaina, Hawai'i (Lahaina Civic Center)
- 3: B1G/ACC Challenge, Chapel Hill, N.C. (Dean Smith Center)
- 4: played in Detroit, Mich. (Little Caesars Arena)
- 5: played in Rosemont, Ill. (Allstate Arena)

2017-18 Michigan Basketball Roster



No.	Michigan Basketball	Pos.	Hgt.	Wgt.	Class	Hometown (High School/Prep)	Pronunciation Guide
0	Brent Hibbitts	F	6-8	220	Jr.	Hudsonville, Mich. (Hudsonville HS)	"hib-its"
1	Charles Matthews	G	6-6	200	Jr.	Chicago, Ill. (St. Rita HS/Kentucky)	
2	Jordan Poole	G	6-4	190	Fr.	Milwaukee, Wis. (La Lumiere School [Ind.])	
3	Zavier Simpson	G	6-0	185	So.	Lima, Ohio (Lima Senior HS)	
4	Isaiah Livers	F	6-7	230	Fr.	Kalamazoo, Mich. (Central HS)	
5	Jaaron Simmons	G	6-1	185	GS	Dayton, Ohio (Archbishop Alter HS/Ohio)	"JUH-ron"
11	Luke Wilson	G	6-0	165	Fr.	Boulder, Colo. (Boulder HS)	
12	Muhammad-Ali Abdur-Rahkman	G	6-4	190	Sr.	Allentown, Pa. (Allentown Catholic Central HS)	"Ah-B'dur-ROCK-mon"
13	Moritz Wagner (Moe)	F	6-11	245	Jr.	Berlin, Germany (Alba Berlin)	"MORE-rhet'z", "VOG-ner"
14	Rico Ozuna-Harrison	G	5-11	165	Fr.	Detroit, Mich. (Cass Tech)	
15	Jon Teske	C	7-1	255	So.	Medina, Ohio (Medina HS)	"tes-key"
22	Duncan Robinson	G/F	6-8	215	5th	New Castle, N.H. (Philips Exeter/Williams College, DIII)	
23	Ibi Watson	G/F	6-5	200	So.	Pickerington, Ohio (Central HS)	"IB-ee"
24	C.J. Baird	F	6-5	220	Fr.	Novi, Mich. (Detroit Catholic Central)	
25	Naji Ozeir	F	6-7	225	Fr.	Novi, Mich. (Salisbury School [Conn.])	"nah-gee" "Oh-zeer"
51	Austin Davis	F	6-10	245	So.	Onsted, Mich. (Onsted Community HS)	
55	Eli Brooks	G	6-0	170	Fr.	Spring Grove, Pa. (Spring Grove Senior HS)	

Head Coach: John Beilein ("bee-line")

Assistant Coaches: Saddi Washington, Luke Yaklich ("YOCK-litch"), DeAndre Haynes

Director of Basketball Operations: Chris Hunter | **Director of Program Personnel:** Chinedu Nwachukwu ("chin-a-do", "wan-chu-ko")

Video Analyst: Bryan Smothers | **Graduate Manager:** Devon Mulry

Strength & Conditioning: Jon Sanderson | **Athletic Trainer:** Alex Wong



Michigan Roster Notables (All players are listed by academic class standing)

- U-M Roster Breakdown (17): Graduate Student (1), Fifth Year (1), Senior (1), Junior (3), Sophomore (4) & Freshman (7)
- Jaaron Simmons is a graduate transfer from Ohio; started career at Houston (2013-14) before transferring to Ohio (2014-17)
- Duncan Robinson transferred from Williams College (DIII), sat out 2014-15; one (1) year of eligibility remaining
- Charles Matthews transferred from Kentucky; sat out 2016-17; three (3) years of eligibility remaining
- Austin Davis redshirted in 2016-17 (freshman); four (4) years of eligibility remaining
- Brent Hibbitts (walk-on) redshirted in 2015-16 (freshman)
- C.J. Baird (walk-on) was a student manager who was elevated to walk-on status & scout team
- Rico Ozuna-Harrison (walk-on) joined the team after a tryout and is a scout team member

Quick Facts

QUICK FACTS

Name of School	University of Michigan
City/Zip	Ann Arbor, Mich. 48109
Founded	1817
Enrollment	44,718
Nickname	Wolverines
Fight Song	"The Victors"
School Colors	Maize & Blue (PMS 282, 116)
President	Dr. Mark S. Schlissel
Athletics Director	Warde Manuel

ALL-TIME RECORD

Years of U-M Basketball	102
Seasons of U-M Basketball	1909, 1918 to current
Overall Record	1564-1031 (1451-974*)
Big Ten Record	781-707 (731-671*)
Non-Conference Record	783-324 (720-303*)
Big Ten Titles	14
	1921, 1926, 1927, 1929, 1948, 1964, 1965, 1966, 1974, 1977, 1985, 1986, 2012, 2014

CRISLER CENTER

Season	50th
Opened	1967-68
Overall Record	610-165 (552-151*)
Big Ten Record	302-125 (270-114*)
Non-Conference Record	308-40 (282-37*)
Capacity	12,707
Student Section	"Maize Rage" founded (1999-200)
Nickname	"The House that Cazzie Built"
Honored Jersey's	5
	No. 33, Cazzie Russell (retired Dec. 11, 1993)
	No. 45, Rudy Tomjanovich (honored Feb. 8, 2003)
	No. 35, Phil Hubbard (honored Jan. 11, 2004)
	No. 41, Glen Rice (honored Feb. 20, 2005)
	No. 22, Bill Buntin (honored Jan. 7, 2006)

NCAA TOURNAMENT

	OVERALL	SANCTION
Appearances	27	23
Record	54-26	47-22
Titles	1	1
Title Game	6	4
No. 1 Seed	2	1
Final Four	7	5
Regional Titles	7	5
Elite Eight	13	12
Sweet 16	14	13
Second Round	15	13
First Game Advancement	22	19
First Four	1	1
Selections:	1948, 1964, 1965, 1966, 1974, 1975, 1976, 1977, 1985, 1986, 1987, 1988, 1989, 1990, 1992*, 1993*, 1994, 1995, 1996*, 1998*, 2009, 2011, 2012, 2013, 2014, 2016, 2017	

POSTSEASON NIT

	OVERALL	SANCTION
Appearances	10	9
Record	25-7	20-7
Titles	3	2
Title Game	4	3
at Home	16-0	14-0
on Road	1-5	0-5
at Madison Square Garden	8-2	6-2
Selections:	1971, 1980, 1981, 1984, 1991, 1997*, 2000, 2004, 2006, 2007	

B1G TOURNAMENT

	OVERALL	SANCTION
Record	22-18	18-17
Titles	2	1
Title Game	3	2
First Round	7-4	6-4
Second Round	3-0	3-0
Quarterfinal	7-9	6-8
Semifinal	3-4	2-4
Championship	2-1	1-1

* Due to NCAA sanctions, the University of Michigan vacated season records from 1992-93; 1995-96; 1996-97; 1997-98 and 1998-99. U-M also vacated its 1992 Final Four; 1993, 1996 and 1998 NCAA Tournament appearances; 1997 NIT championship and 1998 Big Ten Tournament championship.

TEAM INFORMATION

Head Coach	John Beilein
Career Coaching Record (years)	776-456 (in 40th season)
Record at Michigan (years)	225-138 (in 11th season)
Assistant Coach	Saddi Washington
Assistant Coach	Luke Yaklich
Assistant Coach	DeAndre Haynes
Director of Basketball Operations	Chris Hunter
Director of Program Personnel	Chinedu Nwachukwu
Video Analyst	Bryan Smothers
Graduate Manager	Devon Mulry
Athletic Trainer	Alex Wong
Strength & Conditioning	Jon Sanderson
Academic Success Program	Sara Rechnitzer
Basketball Secretary	Lisa Nicholson
Basketball Administrator	Kelsey Arendt

2016-17 SEASON IN REVIEW

Overall Record: 26-12
Big Ten Record: 10-8 (t-5th)
Postseason Record: 6-1

2017 Big Ten Tournament, No. 8 seed

First Round, bye
Second Round, defeated #9 Illinois, 75-55
Quarterfinal, defeated #1 Purdue, 74-70 OT
Semifinal, defeated #4 Minnesota, 84-77
Championship, defeated #2 Wisconsin, 71-56

2017 NCAA Tournament, No. 7 seed in the Midwest Regional

First Round, defeated #10 Oklahoma State (92-91)
Second Round, defeated #2 Louisville (73-69)
Sweet 16, lost to #3 Oregon (69-68)

Final ranking

Associated Press: 23rd (254)
ESPN/USA Today: 17th (278)

TEAM INFORMATION

Starters Returning (3)	Muhammad-Ali Abdur-Rahkman (guard)
	Duncan Robinson (forward)
	Moritz Wagner (forward)
Starters Lost (2)	Derrick Walton Jr. (guard)
	Zak Irvin (guard)
Players Returning/Lost: 9/7	
Newcomers (7)	Graduate Transfer Jaaron Simmons (Dayton, Ohio, guard, Ohio)
	Freshman Eli Brooks (Spring Grove, Pa., guard)
	Freshman Isaiah Livers (Kalamazoo, Mich., forward)
	Freshman Jordan Poole (Milwaukee, Wis., guard)
	Freshman Walk-on Naji Ozeir (Novi, Mich., forward)
	Freshman Walk-on Luke Wilson (Boulder, Colo., guard)
	Freshman Walk-on C.J. Baird (Novi, Mich., forward)
Players Lost (7)	Junior Fred Wright-Jones (walk-on, left team to concentrate on studies)
	Junior D.J. Wilson (left early for NBA, No. 17 Milwaukee Bucks)
	Senior Andrew Dakich (graduated, transferred to Ohio State for graduate year)
	Senior Mark Donnal (graduated, transferred to Clemson for graduate year)
	Senior Sean Lonergan (graduated)
	Senior Zak Irvin (graduated, professional basketball)
	Senior Derrick Walton Jr. (graduated, signed two-way deal with Miami Heat)

ATHLETIC COMMUNICATIONS

Associate Director / Basketball Contact: Tom Wywrot
Office Phone: (734) 763-4423
Cell Phone: (734) 320-1148
Email: twywrot@umich.edu

IMG/MICHIGAN SPORTS NETWORK

Flagship Radio Station	WWJ (950AM)
Local Radio Station	WTKA (1050 AM)
Michigan Radio Network	Michigan/IMG Radio Network
IMG Contact	Jack Condon
General Manager	Ron Melnyk
U-M Play-By-Play	Matt Shepard
U-M Analyst	Terry Mills
Engineer	Tony Butler

MICHIGAN	AP	ESPN/USA Today
Preseason, Oct. 22	RV, 39th (6)	RV, t-37th (13)
week 2, Nov. 13	RV, t-34th (7)	-
week 3, Nov. 20	RV, 33rd (9)	RV, t-39th (7)
week 4, Nov. 27	-	RV, 37th (11)
week 5, Dec. 4	-	RV, 40th (7)
week 6, Dec. 11	-	-
week 7, Dec. 18	RV, t-41st (1)	RV, t-41st (2)
week 8, Dec. 25		
week 9, Jan. 1		
week 10, Jan. 8		
week 11, Jan. 15		
week 12, Jan. 22		
week 13, Jan. 29		
week 14, Feb. 5		
week 15, Feb. 12		
week 16, Feb. 19		
week 17, Feb. 26		
week 18, March 5		
week 19, postseason		
Final		

ASSOCIATED PRESS POLL (December 18, 2017)

No.	Team	Record	Total
1	Villanova (45)	11-0	1,602
2	Michigan State (15)	10-1	1,560
3	Arizona State (5)	10-0	1,429
4	Duke	11-1	1,390
5	North Carolina	10-1	1,332
6	Miami	9-0	1,308
7	Kentucky	9-1	1,231
8	Texas A&M	9-1	1,156
9	Xavier	10-1	1,073
10	West Virginia	9-1	1,040
11	Wichita State	8-2	851
12	Gonzaga	9-2	831
13	Virginia	9-1	796
14	Kansas	8-2	791
15	TCU	10-0	789
16	Purdue	11-2	706
17	Oklahoma	8-1	691
18	Arizona	8-3	396
18	Baylor	9-2	396
20	Cincinnati	9-2	314
21	Tennessee	7-2	308
21	Texas Tech	9-1	308
23	Seton Hall	9-2	223
24	Florida State	9-1	164
25	Creighton	8-2	144

OTHERS: Arkansas 83, Notre Dame 73, Clemson 35, Louisville 28, Texas 21, Nevada 13, Oklahoma State 9, Minnesota 9, SMU 5, Alabama 5, Auburn 4, Virginia Tech 3, Rhode Island 2, Syracuse 2, Florida 2, Towson 1, Michigan 1

ESPN/USA TODAY POLL (December 18, 2017)

No.	Team	Record	Total
1	Villanova (26)	11-0	794
2	Michigan State (6)	10-1	765
3	Duke	11-1	676
4	North Carolina	10-1	654
4	Arizona State	10-0	654
6	Kentucky	9-1	636
7	Miami	9-0	590
8	Xavier	10-1	540
9	Texas A&M	9-1	536
10	West Virginia	9-1	508
11	Wichita State	8-2	449
12	TCU	10-0	418
13	Kansas	8-2	404
14	Virginia	9-1	387
15	Gonzaga	9-2	357
16	Purdue	11-2	353
17	Oklahoma	8-1	300
18	Baylor	9-2	210
19	Arizona	8-3	199
20	Tennessee	7-2	140
21	Texas Tech	9-1	129
22	Seton Hall	9-2	126
22	Cincinnati	9-2	126
24	Creighton	8-2	115
25	Florida State	9-1	103

OTHERS: Notre Dame 64; Arkansas 26; Virginia Tech 26; Texas 22; Louisville 20; Florida 15; Clemson 10; Boise State 9; Missouri 7; Syracuse 7; Rhode Island 6; Mississippi State 5; Loyola (Ill.) 4; Stephen F. Austin 3; Saint Mary's 3; Michigan 2; Oklahoma State 1; Alabama 1.

THE BASICS

- U-M coach John Beilein prefers to stick to an 8-9 man rotation, however, this season he has played up to as many as 10 or even 11 players in all 13 games.
- Michigan has two players averaging in double-figures with Moritz Wagner leading at 15.6 points per game, while Charles Matthews is just behind at 14.8. Muhammad-Ali Abdur-Rahkman (9.7) and Duncan Robinson (9.6) are just below the double-figure level.
- Michigan's shot distribution has been pretty even between the Big Four as Wagner leads with 133 (11.1), while Matthews is just behind at 142 (10.9). Just behind is Abdur-Rahkman at 120 (9.2) and Robinson at 107 (8.2).
- U-M's Big Four has produced 37 of U-M's 47 double figure scoring games and all nine (9) 20-plus point games. Overall they have accounted for 65 percent of the U-M offense.
- In addition to his scoring, Wagner leads U-M with 7.6 rebounds per game. He has doubled his production after his previous season best of 4.2 per game last season. He has posted three of his five career games with 10-plus boards this season, including a career-high 12 against North Florida.
- Nearly 45 percent of U-M's offense comes via the long range shot -- 345 3FGA (11th nationally). U-M has made eight-plus three-pointers in 10 of 13 games. The Wolverines have posted seven games with 10-plus triples.
- Flipping it, U-M's opponents are averaging just 5.4 three-pointers per game. After a slow start in the first four games (32 3FG), U-M has buckled down allowing five-or-fewer triples in eight of the next nine games, including the last five straight -- Indiana (2), at Ohio State (5), UCLA (4), at Texas (5) and vs. Detroit Mercy (5).

CLOSING IN ON 1,000

- Muhammad-Ali Abdur-Rahkman is slowly making his way to 1,000 career points. He has 910 total -- just 90 away from becoming the 52nd 1,000-point Wolverine.
- Duncan Robinson is also making his way up the scoring chart with U-M as he has 819 in his three seasons. He needs 181. Overall in his career he has 1,367 points after scoring 548 as a freshman at Williams College (DIII).
- Moritz Wagner adds his name to the potential list as he is 269 away with his 731 three seasons total.

NON-CONFERENCE CHALLENGE FINALLY COMES TO AN END

- Following U-M's dramatic 78-69 OT win over UCLA and a big 59-52 road win at Texas, U-M's key six-game test closed with a 90-58 victory vs. Detroit-Mercy -- and former assistant coach Bacari Alexander -- at the first collegiate basketball game held at Little Caesars Arena.
- The challenging non-conference slate could actually be called a 10 game challenge if you add in U-M's trip to the Maui Jim Maui Invitational. After going 2-1 in Maui, U-M returned to defeat UC Riverside (W, 87-42) before heading to North Carolina (L, 86-71) in the B1G/ACC Challenge. Following the loss, U-M split its opening B1G weekend with a home win against Indiana (W, 69-55) and road loss at Ohio State (L, 71-62).
- In the end, U-M's challenge resulted in a 7-3 record.

THE BIG TEN SO SOON?

- Michigan played two early Big Ten games over the first weekend in December. U-M opened with a 69-55 win over Indiana (Dec. 2) before losing its lead in the second half in a 71-62 setback at Ohio State (Dec. 4).
- With the 2018 Big Ten Tournament moved up a week due to playing in New York City and Madison Square Garden, the conference regular season will have no byes and teams will have to play two league games early in December.
- In fact, with the announced expansion of Big Ten play to 20 games next season, two early conference match-ups will become a regular occurrence moving forward.
- The league also announced protected rivalries as Michigan and Michigan State, Purdue and Indiana as well as Illinois and Northwestern will always play home-and-home games.

TOP 25 NATIONALLY RANKINGS

- Michigan is nationally ranked ...
 - Fifth (5th) for assist-to-turnover ratio (1.67)
 - Seventh (7th) for turnovers per game (9.4)
 - Eighth (8th) for personal fouls per game (14.5)
 - 11th for three-point attempts (345)
 - 14th for three-pointers made (122)
 - 19th for total assists (204)
 - 19th for turnover margin (+4.9)
 - 22nd for scoring defense (62.5)
- Muhammad-Ali Abdur-Rahkman is
 - Second (2nd) with a 5.25 assist-to-turover ratio (42A, 8TOs)
 - Fifth (5th) with 449 total minutes (34.5 mpg)

MICHIGAN'S TWO-MAN GAME

- Michigan's offense has featured a potent two-man game between Charles Matthews and Moritz Wagner.
- Together the Maize & Blue duo has:
 - Matthews has started all 13 games, while Wagner has started 12 missing one (1) due to injury
 - Accounted for 29.2 points per game and 38 percent of U-M's offense production
 - Accounted for 12.2 rebounds per game and 35 percent of U-M's glass work
 - Scored 21 double figure games out of a possible 26 chances
 - Each has recorded four 20-plus point games this season
 - Shooting 54.5 percent from the field (74-for-133 Wagner; 76-for-142 Matthews)
 - Combined for five double-doubles (3 Wagner, 2 Matthews)
 - Made 32 three-pointers (18 Wagner, 14 Matthews)

Game Notes

MORE ON MOE

- Prior to his injury, Moritz Wagner scored in double figures in every game (12) and leads U-M with 15.6 points per game.
- He added four 20-plus point scoring games, including a season-best 24 vs. LSU in Maui
- Wagner, who leads U-M with 7.6 rebounds per game, has posted five-plus rebounds in 10 games and seven-plus boards in eight (8) games.
- Wagner's three 10-plus rebounding games has produced three of his five career double-doubles
 - 18 points, 12 rebounds against North Florida
 - 10 points, 11 rebounds against Central Michigan
 - 21 points, 10 rebounds against UC Riverside
- Wagner's 12 boards against North Florida were his career best.

CHARLES IN CHARGE

- Charles Matthews has tallied four 20-plus point games including a career-best 28 vs. LSU in Maui.
- Matthews has balanced his scoring with 5.2 rebounds and 3.2 assists per game.
- Matthews posted the first two double-doubles of his career and in different ways. He recorded the first of his career with 22 points and a career-best 10 rebounds against Chaminade before posting his second with 17 points and a career-best 12 assists against UC Riverside.

THREE-HEADED POINT GUARD

- Michigan continues to rotate between three point guards -- Eli Brooks, Zavier Simpson and Jaaron Simmons.
- If you take a look back at Beilein's U-M tenure, this season is really the first time he has had a point guard battle after the likes of All-Big Ten Derrick Walton Jr., National Player of the Year Trey Burke, All-Big Ten Darius Morris and Stu Douglass all have held the position over the last decade.
- Zavier Simpson started the first four games before moving to U-M's Sixth Man role. He has been a tremendous asset off the bench with his defensive and passing. He is averaging 5.0 points, 2.6 assists and 1.8 rebounds in 18.5 minutes per game.
- Eli Brooks moved into starter's role in Maui and has continued to help the Wolverines get into the flow of the offensive flow early before balancing time with Simpson. He is averaging 4.0 points, 1.6 assists and 1.5 rebounds in 15.5 minutes per game.
- Graduate transfer Jaaron Simmons has come off the bench bringing his experience and passing ability. He is averaging 10.0 minutes per game, while adding 1.4 points and 1.5 assists per game.

BIG JON ... BIG BAD JON

- Jon Teske confidence has helped he needs to come off the bench and be productive on multiple levels.
- Teske's successes and breakthroughs have been celebrated after games, during practice and during film work as U-M coach John Beilein stops everything to play Jimmy Dean's version "Big John" to commemorate each moment.
- So far this season, Teske has averaged 4.5 points and 3.6 rebounds in 12.5 minutes per game.
- Providing a spark off the bench, Teske had one of his games of the season helping U-M rally against Southern Miss with his first double-double with 10 points and career-high 11 rebounds.
- With Moritz Wagner out due to injury, Teske responded vs. Detroit Mercy with his second double-double -- career-best 15 points and 10 rebounds.
- A physical force down-low, Teske leads the Wolverines with nine (9) blocks.

HERE'S TO YOU MR. ROBINSON

- With all the research done to date and continued to be sought after, Duncan Robinson appears to be the first DIII player to transfer to DI and receive a major scholarship.
- There have been several DIII transfers to U-M, but none have been awarded a full scholarship.
- Coming in with a reputation as a long-range shooter, Robinson did not disappoint in 2015-16, leading the Wolverines with 95 total three-point field goals and following with 64 last season. With team-best 27 this season, Robinson's 186 three pointers at U-M is 10th all-time.

AND HOW DID MR. ROBINSON COME TO U-M'S NEIGHBORHOOD, VIA STAN VAN GUNDY OF COURSE

- So the question asked is how did Michigan actually get Duncan Robinson?
- The answer is simple -- Detroit Pistons head coach and Team President Stan Van Gundy. Yes, it seems interesting and the reason why is next.
- When Van Gundy took over the Pistons as head coach and President of Basketball Operations, he hired Marist head coach Jeff Bower as his general manager.
- With Bower leaving Marist, Williams College head coach Mike Maker -- a former John Beilein assistant at West Virginia -- was hired to replace Bower, beating out Patrick Beilein for the job.
- With Maker leaving for Marist, he called John Beilein and told him to take a look at Robinson, who nearly led Williams to the DIII national title.
- The next they say is history as Beilein watched tape and didn't want Robinson as a walk-on, but rather offered him a scholarship.

U-M 1,000 POINT SCORERS UNDER BEILEIN

U-M Head Coach John Beilein has 23 total 1,000 point scorers -- nine (9) at Michigan; six (6) at Le Moyne; three (3) at Canisius; three (3) at West Virginia -- including son, Patrick (1,001) -- and two (2) at Richmond.

BEILEIN'S MICHIGAN 1,000 POINT SCORERS

Manny Harris (2008-10)	1,668
Zak Irvin (2014-17)	1,610
DeShawn Sims (2008-10)	1,584
Tim Hardaway Jr. (2011-13)	1,532
Derrick Walton Jr. (2014-17)	1,471
Trey Burke (2012-13)	1,231
Zack Novak (2009-12)	1,082
Caris LeVert (2013-16)	1,070
Nik Stauskas (2013-14)	1,060
Muhammad-Ali Abdur-Rahkman (2015-)	910 (90)
Duncan Robinson (2015-)	819 (181)
Moritz Wagner (2016-)	731 (269)

BEILEIN'S CAREER 1,000 POINT SCORERS

Len Rauch, LeMoyne (1988-91)	1,876
Michael Meeks, Canisius (1993-96)	1,827
Kevin Pittsnogle, West Virginia (2003-06)	1,708
Manny Harris, Michigan (2008-10)	1,668
Zak Irvin, Michigan (2014-17)	1,610
Darrell Barley, Canisius (1993-96)	1,587
DeShawn Sims, Michigan (2008-10)	1,584
Tim Hardaway Jr., Michigan (2011-13)	1,532
Craig Wise, Canisius (1993-95)	1,481
Derrick Walton Jr., Michigan (2014-17)	1,471
Scott Hicks, LeMoyne (1985-88)	1,470
Peter Jerebko, LeMoyne (1985-88)	1,384
James Henderson, LeMoyne (1984-87)	1,272
Trey Burke, Michigan (2012-13)	1,231
Tom Herhusky, LeMoyne (1990-92)	1,196
Greg Stevenson, Richmond (2000-01)	1,125
Reggie Brown, Richmond (2000-02)	1,113
Zack Novak, Michigan (2009-12)	1,082
Caris LeVert, Michigan (2013-16)	1,070
Johannes Herber, West Virginia (2003-06)	1,069
Nik Stauskas, Michigan (2013-14)	1,060
Russell Barnes, LeMoyne (1987-90)	1,052
Patrick Beilein, West Virginia (2003-06)	1,001
Muhammad-Ali Abdur-Rahkman (2015-)	910 (90)
Duncan Robinson (2015-)	819 (181)
Moritz Wagner (2016-)	731 (269)

DID YOU KNOW?

- John Beilein is one of 12 coaches to take four Division I teams to the NCAA Tournament. In fact only two (2) coaches with five Division I teams -- Lon Kruger and Tubby Smith.
- Steve Alford
(Missouri State, Iowa, New Mexico, UCLA)
- John Beilein
(Canisius, Richmond, West Virginia, Michigan)
- Lefty Driesell
(Davidson, Maryland, James Madison, Georgia State)
- Cliff Ellis
(South Alabama, Clemson, Auburn, Coastal Carolina)
- Larry Eustachy
(Utah State, Iowa State, Southern Miss, Colorado State)
- Jim Harrick
(Pepperdine, UCLA, Rhode Island, Georgia)
- Lon Kruger^
(Kansas State, Florida, Illinois, UNLV, Oklahoma)
- Fran McCaffery
(Lehigh, UNC Greensboro, Siena, Iowa)
- Tom Penders
(Rhode Island, Texas, George Washington, Houston)
- Rick Pitino
(Boston University, Providence, Kentucky, Louisville)
- Tubby Smith^
(Tulsa, Georgia, Kentucky, Minnesota, Texas Tech)
- Eddie Sutton
(Creighton, Arkansas, Kentucky, Oklahoma State)



Brazdeikis



Castleton



DeJulius



Johns



Nunez

MICHIGAN INKS FIVE FOR NEXT SEASON

• John Beilein announced the signed five players during the early NLI signing period in mid-November.

• The Class of 2018 includes:

- Ignas Brazdeikis, 6-8, forward, Oakville, Ontario
- Colin Castleton, 6-11, center, Daytona Beach, Fla.
- David DeJulius, 6-1, guard, Detroit, Mich.
- Brandon Johns, 6-8, forward, East Lansing, Mich.
- Adrein Nunez, 6-5, guard, Brooklyn, N.Y.

• **Ignas Brazdeikis** -- A left-handed forward from Oakville, Ontario, he has played the last three seasons at Orangeville Prep. Averaging 30.0 points and 10.0 rebounds per game, he was named an Ontario Scholastic Basketball Association (OSBA) All-Star as well as the league's MVP. He made a clean sweep of the league honors, capturing the OSBA's tournament MVP accolade after guiding Orangeville to the title with a dramatic 99-97 victory over the TRC Academy in the championship game. In addition to his prep play, he has been a valued member of Canadian national team program.

• **Colin Castleton** -- Beginning his third year as a varsity player at Father Lopez Catholic under coach Eddie Miller, Castleton earned all-area first team honors from the Daytona Beach News and Orlando Sentinel while averaging 23.3 points, 11.0 rebounds and 5.4 blocks as a junior. After beginning his prep career on the junior varsity team as a freshman, he averaged 15.3 points, 10.3 rebounds and 4.5 blocks as a sophomore.

• **David DeJulius** -- After playing his first two prep seasons at Detroit Edison, he transferred to East English Village and had a breakout season, averaging 25.0 points, 6.0 assists and 3.0 rebounds while knocking down 76 three-point field goals. For his efforts he earned Associated Press Class A first team all-state honors, second team from the Detroit News and third team from the Detroit Free Press.

• **Brandon Johns** -- he has guided East Lansing to just two losses over the last two seasons, posting records of 24-1 and 23-1, respectively. Johns helped the Trojans win two straight undefeated Capital Area Blue Conference titles and advance to the regional final of the Class A state tournament in 2017. As a junior, he averaged 20.0 points, 10.0 rebounds and 3.0 blocks and was named the Associated Press Class A Player of the Year. He has back-to-back AP and Detroit Free Press Class A first team all-state honors, while the Detroit News selected him to the Dream Team in 2017 after first team honors in 2016.

• **Adrein Nunez** -- After starting to play basketball in seventh grade, he spent the last two seasons coming off the bench at Bishop Loughlin in Brooklyn. Last season, he helped Loughlin reach the NYCHSAA Class AA semifinals in one of the state's toughest divisions. He will spend a postgraduate year at St. Thomas More Prep prior to coming to Ann Arbor.

Game Notes

HOW ABOUT SOME BEILEIN TIDBITS

- John Beilein has spent 11 years at Michigan and 40 as a collegiate head coach. His 11 seasons are just one behind Johnny Orr's all-time mark of 12 seasons patrolling the sidelines in Ann Arbor.
- If you add in Beilein's three-years at Newfane High School (40-15), he has been a head coach for 43 seasons and has over 800 wins (816).
- Beilein has never served as an assistant coach during his entire coaching career. However, it should be noted he was an assistant, along with South Carolina's Frank Martin, under Bob McKillop (Davidson) with Team USA at the 2013 World University Games.
- Beilein has 776 collegiate wins over his 40 seasons on the DI and DII sidelines.
 - > He has 518 wins on the Division I level; reaching 500 with a 68-64 win at Rutgers (Feb. 22, 2017)
 - > He has 225 wins at U-M making him the all-time leader; passing Johnny Orr (209) with a win over Illinois (75-55; March 9, 2017) in the first round of the Big Ten Tournament.
- After starting 58-62 three and a half seasons into his U-M career, Beilein had a tenure changing win at Michigan State, 61-57, on Jan. 27, 2011, when a late Stu Douglass three-pointer led U-M to the upset in the Breslin Center -- the first win for U-M in 14 years.
- Since that rivalry road win, U-M has gone 167-74 (69.2%) with a 77-43 record in Big Ten play. The Wolverines have two Big Ten titles (2012 & 2104), made six of Beilein's seven NCAA trips including three Sweet 16s, two Elite Eights with one Final Four and national title game appearance in 2013.
- As the head coach at Michigan, Beilein has never gone back-to-back years without making a trip to the NCAA Tournament appearance. In fact after taking over in 2007-08, Beilein helped U-M return to the Big Dance in 2009 after an 11-year absence.
- Under Beilein, the Wolverines have advanced to the Sweet 16 in three of the last five seasons.
- U-M had a run of four straight NCAA trips from 2011 to 2014, including playing in the national title game in 2013 and recording back-to-back Elite Eight appearances in 2013 and 2014. U-M just missed its second straight Final Four in 2014 after Kentucky's last second three ended U-M's run.

YET ANOTHER MILESTONE WITHIN REACH

- John Beilein needs one more Big Ten win to become the second Michigan coach to reach 100 in a career. Johnny Orr (1968-80) holds U-M's all-time mark at 120. Beilein's 99 wins puts him second all-time as he passed Bill Frieder (98) with the win over Indiana this season.
- Last year, Beilein, who currently has 225 wins at U-M, passed Orr (209) for all-time victories by a Wolverine coach. The coaching pair are the only two U-M coaches with 200-plus wins at Michigan.

INTERESTING BEILEIN COACHING FACTS

- U-M is 64-3 under U-M coach John Beilein when scoring 80-or-more points
- The lone three 80-plus point losses were all road games
 - 1: at Maryland (86-82; Feb. 21, 2015)
 - 2: at 2/2 UCLA (102-84; Dec. 10, 2016)
 - 3: at Iowa (86-83 OT; Jan. 1, 2017)
- An opponent has reached 90-plus points just three times under Beilein
 - 1: at 6/7 Duke (95-67; Dec. 8, 2007) -- the ninth game into Beilein's U-M tenure
 - 2: at 2/2 UCLA (102-84; Dec. 10, 2016)
 - 3: vs. Oklahoma State (92-91; March 17, 2017) -- NCAA Tournament first round
- Michigan has reached 100 points six times under Beilein
 - 1: Oakland: 103-87 (12/12/2007)
 - 2: Slippery Rock: 100-62 (11/9/2012)
 - 3: Houston Baptist: 107-53 (12/7/2013)
 - 4: Charlotte: 102-47 (11/26/2015) -- at Battle 4 Atlantis
 - 5: Youngstown State: 105-46 (12/19/2015)
 - 6: Chaminade: 102-64 (11/21, 2017) -- at Maui Jim Maui Invitational
- Michigan is 17-9 in overtime games under Beilein
- Beilein wins with Michigan:
 - 1: Radford (88-55) on Nov. 9, 2007 -- U-M debut at Crisler Center
 - 50: at Clemson (69-61) on Nov. 30, 2010 -- ACC/Big Ten Challenge
 - 100: Arkansas (80-67) on Dec. 8, 2012 -- Crisler Center
 - 121: Florida in Elite Eight (79-59) on March 31, 2013 -- U-M's first Final Four in 20 years
 - 122: Syracuse in Final Four (61-56) on April 6, 2013 -- U-M's first title game in 20 years
 - 150: Tennessee (73-71) on March 28, 2014 -- U-M's second straight NCAA Elite Eight
 - 200: Penn State (72-69) on Jan. 4, 2016 -- Crisler Center
 - 209: at Nebraska (93-57) on March 5, 2017 -- ties U-M all-time win record at Pinnacle Bank Arena
 - 210: vs. Illinois, 75-55, on March 9, 2017 -- sets U-M all-time record at Big Ten Tournament
 - 225: last game vs. Detroit Mercy, 90-58, at Little Caesars Arena

Game Notes

BEILEIN SIGNS TEAM IMPACT SIXTH-MAN ... JUDE STAMPER

- John Beilein and his Wolverines joined together with Team IMPACT for a special Draft Day ceremony celebrating the signing of Monroe, Mich.'s Jude Stamper to a National Letter of Intent.
- Stamper, a 12-year-old from Monroe, was born with Arthrogryposis Multi-Congenital disorder with Escobar Syndrome. This condition prevents him from getting any normal bend in his joints (ankles, knees, hips, neck, etc.).
- Driven by a competitive spirit, Stamper is a sports statistics nut and does whatever he can to make it to any sort of sporting event at U-M. Whether it is basketball, football or volleyball, he is sure to be seen in the stands dressed head to toe in Michigan gear.
- Stamper is a jazz connoisseur and has played the piano since he was 9 years old. Recently, he started playing the saxophone at school. One of his favorite activities is to listen and jam to jazz in the car while his father drives them around.
- The "Draft Day" is facilitated by Team IMPACT, a Boston-based nonprofit organization that connects children facing life-threatening or chronic illnesses with college athletic teams, forming lifelong bonds and life-changing outcomes.



PROTECTING THE BALL

- During U-M coach John Beilein's tenure, Michigan consistently ranks as one of the nation's best teams at not turning over the ball. Overall, the Wolverines have been among the nation's top 10 in eight of the last 11 years.
- Currently, Beilein's Wolverines are right on pace with 9.38 per game, which is seventh nationally.
- In fact, U-M led the nation with 9.15 turnovers a game during the 2016-17 season. It was the second time under Beilein the Wolverines were tops in the country after also leading in 2012-13 (9.43).
- Under Beilein, all 10 of his seasons make up U-M's top 10 spots all-time for season turnover average.
- Below is a breakdown of U-M's turnovers during the Beilein era:

Season	Average	National
2016-17 (#1)	9.15	1st
2013-14 (#2)	9.32	7th
2017-18	9.38	7th (as of Dec. 18)
2012-13 (#3)	9.43	1st
2014-15 (#4)	9.56	8th
2015-16 (#5)	9.70	6th
2010-11 (#6)	10.03	5th
2009-10 (#7)	10.19	5th
2011-12 (#8)	10.88	17th
2008-09 (#9)	11.49	16th
2007-08 (#10)	12.88	56th

NO NEED TO WHISTLE THE WOLVERINES

- As with turning the ball over, under John Beilein, U-M has continued to rank as one of the nation's best for not committing fouls. In fact, U-M has ranked among the top 15 in eight of Beilein's 11 seasons.
- Currently, U-M is eighth in the nation with 14.5 per game, including a season-low six against UC Riverside.
- Under Beilein, U-M led the nation in 2013-14 (14.2) and was second in 2012-13 (12.7).
- Below is a breakdown of U-M's personal foul rankings during the Beilein era:

Season	Average	National
2007-08	15.1	10th
2008-09	15.3	13th
2009-10	14.6	5th
2010-11	16.8	43rd
2011-12	15.6	21st
2012-13	12.7	2nd
2013-14	14.2	1st
2014-15	14.2	7th
2015-16	15.5	5th
2016-17	15.1	6th
2017-18	14.5	8th (as of Dec. 18)

MICHIGAN POINT-REBOUND-ASSIST AVERAGES

ALL GAMES	G	TP	AVG	REB	AVG	AST	AVG
Overall	13	980	75.4	446	34.3	204	15.7
Home	6	453	75.5	203	33.8	103	17.2
Away	2	121	60.5	72	36.0	22	11.0
Neutral	5	406	81.2	171	34.2	79	15.8
BIG TEN	G	TP	AVG	REB	AVG	AST	AVG
Overall	2	131	65.5	66	33.0	29	14.5
Home	1	69	69.0	34	34.0	16	16.0
Away	1	62	62.0	32	32.0	13	13.0
Neutral	0	0	0.0	0	0.0	0	0.0
MONTH	G	TP	AVG	REB	AVG	AST	AVG
November	8	622	77.8	266	33.3	132	16.5
December	5	358	71.6	180	36.0	72	14.4
January	0	0	0.0	0	0.0	0	0.0
February	0	0	0.0	0	0.0	0	0.0
March	0	0	0.0	0	0.0	0	0.0
April	0	0	0.0	0	0.0	0	0.0
5-GAME	G	TP	AVG	REB	AVG	AST	AVG
Games #1-5	5	396	79.2	157	31.4	82	16.4
Games #6-10	5	357	71.4	175	35.0	79	15.8
Games #11-15	3	227	75.7	114	38.0	43	14.3
Games #16-20	0	0	0.0	0	0.0	0	0.0
Games #21-25	0	0	0.0	0	0.0	0	0.0
Games #26-30	0	0	0.0	0	0.0	0	0.0
Games #31-35	0	0	0.0	0	0.0	0	0.0
Games #36-40	0	0	0.0	0	0.0	0	0.0
Games #41-42	0	0	0.0	0	0.0	0	0.0
POSTSEASON	G	TP	AVG	REB	AVG	AST	AVG
Overall	0	0	0.0	0	0.0	0	0.0
B1G	0	0	0.0	0	0.0	0	0.0
NCAA	0	0	0.0	0	0.0	0	0.0

OPPONENT POINT-REBOUND-ASSIST AVERAGES

ALL GAMES	G	TP	AVG	REB	AVG	AST	AVG
Overall	13	812	62.5	433	33.3	132	10.2
Home	6	344	57.3	196	32.7	58	9.7
Away	2	123	61.5	66	33.0	18	9.0
Neutral	5	345	69.0	171	34.2	56	11.2
BIG TEN	G	TP	AVG	REB	AVG	AST	AVG
Overall	2	126	63.0	67	33.5	19	9.5
Home	1	55	55.0	32	32.0	7	7.0
Away	1	71	71.0	35	35.0	12	12.0
Neutral	0	0	0.0	0	0.0	0	0.0
MONTH	G	TP	AVG	REB	AVG	AST	AVG
November	8	507	63.4	257	32.1	88	11.0
December	5	305	61.0	176	35.2	44	8.8
January	0	0	0.0	0	0.0	0	0.0
February	0	0	0.0	0	0.0	0	0.0
March	0	0	0.0	0	0.0	0	0.0
April	0	0	0.0	0	0.0	0	0.0
5-GAME	G	TP	AVG	REB	AVG	AST	AVG
Games #1-5	5	319	63.8	154	30.8	52	10.4
Games #6-10	5	314	62.8	170	34.0	55	11.0
Games #11-15	3	179	59.7	109	36.3	25	8.3
Games #16-20	0	0	0.0	0	0.0	0	0.0
Games #21-25	0	0	0.0	0	0.0	0	0.0
Games #26-30	0	0	0.0	0	0.0	0	0.0
Games #31-35	0	0	0.0	0	0.0	0	0.0
Games #36-40	0	0	0.0	0	0.0	0	0.0
Games #41-42	0	0	0.0	0	0.0	0	0.0
POSTSEASON	G	TP	AVG	REB	AVG	AST	AVG
Overall	0	0	0.0	0	0.0	0	0.0
B1G	0	0	0.0	0	0.0	0	0.0
NCAA	0	0	0.0	0	0.0	0	0.0

LONG RANGE CONSISTENCY

- With John Beilein's read-and-react offensive system, the Wolverines have been known for spreading the floor and utilizing the three-pointer to their advantage.
- Last season, Michigan set a new school record for the second-straight season with 361 three-point field goals, reaching double digits 18 times in 2016-17-- including a school-record 19 in a win over Central Arkansas (Dec. 13).
- It should be noted that U-M has made 200-plus triples in all 10 Beilein seasons.
- U-M's 361 triples marked the fourth time a Beilein team has recorded 300-plus in a season. The Maize and Blue had 342 (2015-16), 319 (2013-14) and 305 (2008-09).
- During Beilein's tenure, U-M's three-point output is among the all-time top 10 list in nine seasons. The only blemish holding Beilein back from holding all 10 spots is U-M's 1997-98 season. The Wolverines made 260 total triples, which currently is the eighth best all-time.
- The full list of long range shooting under Beilein are below (U-M ranking):

Season (Rank)	Total	Games
2016-17 (#1)	361 (9.5)	38 games
2015-16 (#2)	342 (9.5)	36 games
2013-14 (#3)	319 (8.4)	37 games
2008-09 (#4)	305 (8.7)	35 games
2012-13 (#5)	296 (7.6)	39 games
2010-11 (#6)	283 (8.1)	35 games
2011-12 (#7)	276 (8.1)	34 games
2014-15 (#9)	250 (7.8)	32 games
2007-08 (#10)	228 (7.1)	32 games
2017-18	122 (9.3)	13 games

WHAT HAPPENS WHEN U-M MAKES DOUBLE DIGIT TRIPLES

- Michigan has made double digits three-pointers in 112 of 363 games during John Beilein's career at U-M -- roughly in 30 percent.
- The Wolverines carry an 87-25 record with hitting 10-plus three-pointers.
- Under John Beilein, U-M's recorded nine of top three-point shooting games in school history, including the school record of 19 against Central Arkansas (Dec. 13, 2016).

Season (Games)	10-Plus	Record
2007-08 (32)	4	3-1
2008-09 (35)	13	9-4
2009-10 (32)	4	4-0
2010-11 (35)	8	6-2
2011-12 (34)	9	7-2
2012-13 (39)	11	10-1
2013-14 (37)	11	11-0
2014-15 (32)	7	5-2
2015-16 (36)	20	14-6
2016-17 (38)	18	12-6
2017-18 (13)	7	6-1
TOTALS (363)	112	87-25

WHAT HAPPENED TO U-M'S ROSTER SINCE THE 2013 RUN?

- It's hard to imagine U-M's Final Four run was just five years ago.
- What happened to that squad? Where are they now:
 - > Trey Burke: left as sophomore (2013 1st; No. 9); Westchester Knicks (G-League)
 - > Tim Hardaway Jr: left as junior (2013 1st; No. 24); New York Knicks (NBA)
 - > Nik Stauskas: left as sophomore (2014 1st; No. 8); Brooklyn Nets (NBA)
 - > Mitch McGary: left as sophomore (2014 1st; No. 21); not playing basketball
 - > Glenn Robinson III: left as a sophomore (2014 2nd; No. 40); Indiana Pacers (NBA)
 - > Caris LeVert: graduated (2016 1st; No. 20); Brooklyn Nets (NBA)
 - > Spike Albrecht: graduated, postgraduate at Purdue, not playing basketball
 - > Jordan Morgan: graduated with undergrad & masters; playing in Europe (Slovenia)
 - > Jon Horford: graduated, postgraduate at Florida; Grand Rapids Drive (G-League)

THE POSTSEASON CHANGES

- Michigan graduated five seniors -- Andrew Dakich (American Culture), Mark Donnal (Sport Management), Zak Irvin (General Studies), Sean Lonergan (English) and Derrick Walton Jr. (General Studies).
- Dakich, Donnal and Lonergan all had an additional year remaining of eligibility, but only two chose to continue playing. Dakich (Ohio State) and Donnal (Clemson) will play a post graduate year, while Lonergan elected to hang up his shoes and enter the work force.
- Michigan lost two assistant coaches -- Jeff Meyer and Billy Donlon. Meyer rejoined former Wolverine assistant LaVall Jordan at Butler, while Donlon went back to his hometown of Chicago, joining Chris Collins at Northwestern.
- It was the second straight year U-M head coach John Beilein has had to hire new assistants after Jordan (Milwaukee/Butler) and Bacari Alexander (Detroit-Mercy) were both named head coaches.

WHAT HAPPENED IN 2016-17

- Michigan finished 26-12 overall with a 10-8 mark in Big Ten play. The 20-plus win season was the 28th in U-M history and seventh under U-M head coach John Beilein.
- The Wolverines finished with a 12-3 record over their last 15 games. The three losses were an overtime setback at Minnesota (Feb. 19, 2017), a last second layup at Northwestern (March 1, 2017) and a last second jumper that rimmed in-and-out by Derrick Walton Jr. vs. Oregon (March 23, 2017) in the Sweet 16.
- Michigan defeated five ranked foes in its 12 wins of the final 15 games. U-M beat Purdue (#14/14 & #13/12) and Wisconsin (#11/10 & #24/23) twice each as well as Louisville (#10/10). Overall the Wolverines were 5-3 against ranked opponents in 2016-17.
- U-M's 10-8 record helped the Wolverines post their fifth 10-plus win conference season over their last six seasons. After losing three of its first four Big Ten games, U-M lost just five the rest of the conference season by an average of just 4.6 ppg.
- U-M won four games in four days to win the 2107 Big Ten Tournament. As the No. 8 seed, the Wolverines became the lowest seed ever to win the tournament, downing No. 9 Illinois, No. 1 Purdue, No. 4 Minnesota and No. 2 Wisconsin.
- U-M defeated the No. 1 seed at the Big Ten Tournament for a second straight year. In 2017, U-M used a 74-70 overtime victory over Purdue to advance. In 2016, Kam Chatman's last second corner three-pointer helped U-M to a 72-69 upset over Indiana.
- After winning the Big Ten Tournament, U-M earned the automatic bid to the NCAA Tournament, the seventh under Beilein. After wins over No. 10 Oklahoma State and No. 2 Louisville, the Wolverines advanced to their third Sweet 16 in five years.

THE 2017 NBA DRAFT

- With the 17th overall selection in the NBA Draft, D.J. Wilson was chosen by the Milwaukee Bucks, while seniors Zak Irvin and Derrick Walton Jr. went undrafted.
- Moritz Wagner put his name in for the draft and participated as an invitee at the NBA Combine, but decided to pull his name out and return to U-M for his junior season.
- Wilson becomes U-M's sixth first-round selection since 2013 and eighth Wolverine to be selected under U-M head coach John Beilein
- Michigan has had 58 players selected in the NBA Draft -- seven under Beilein. Dating back to 1988, U-M has had 17 of its last 25 players chosen in the first round.

WOLVERINES IN THE NBA

- Rob Pelinka (1989-93) was named the General Manager of the Los Angeles Lakers on March 7, 2017. Prior to joining the Lakers, Pelinka founded Landmark Sports Agency and had a client base that included Kobe Bryant and James Harden.
- Campy Russell (1972-74) continues to serve as the Cleveland Cavaliers Director of Alumni Relations.
- Juwan Howard (1991-94) begins his fifth season as an assistant coach with the Miami Heat. He played 20 seasons before moving to an assistant coaches role.
- Jamal Crawford (2000) begins his 18th season in the NBA after he signed a two-year deal with the Minnesota Timberwolves.
- Tim Hardaway Jr. (2011-13) signed a four-year, \$71 million deal with the New York Knicks this offseason.
- Glenn Robinson III (2013-14) is out with an ankle injury for the Indiana Pacers. Last season, he won the 2017 Verizon Slam Dunk Contest with a perfect 50 on his final dunk, defeating Derrick Jones Jr. of the Phoenix Suns
- Nik Stauskas (2013-14) was recently traded to the Brooklyn Nets where he will be reunited with former teammate Caris LeVert.
- Caris LeVert (2013-16) is playing with the Brooklyn Nets after he averaged 8.2 points and 2.9 rebounds last season as a rookie.
- D.J. Wilson (2015-17) was drafted 17th overall by the Milwaukee Bucks and is continuing to come off the bench in his rookie season.
- Derrick Walton Jr. (2014-17) signed a two-way deal with the Miami Heat and will split time in the NBA and in the G-League with the Heats' affiliate team -- the Sioux Falls Skyforce.
- Trey Burke (2012-13) signed a two-way deal with the New York Knicks and will split time in the NBA and in the G-League with the Knicks' affiliate team -- the Westchester Knicks.

WOLVERINES OVERSEAS

- Michigan has six former players playing professionally in Europe.
- The list includes:
 - Stu Douglass (2008-12) playing in Israel
 - Manny Harris (2007-09) playing in Greece
 - Jordan Morgan (2010-14) playing in Slovenia
 - Brent Petway (2004-07) playing in Greece
 - Jevohn Shepherd (2006-09) playing in France
 - DeShawn Sims (2007-10) playing in Italy

Some Wolverine Numbers

20-PLUS POINT GAMES

Muhammad-Ali Abdur-Rahkman	1 (0-1)
25 at Purdue (1/7/2016)	L, 70-87
Charles Matthews	5 (4-1)
20 North Florida (11/11/2017)	W, 86-66
28 vs. LSU (11/20/2017)	L, 77-75
22 vs. Chaminade (11/21/2017)	W, 102-64
20 UCLA (12/9/2017)	W, 78-69 ot
20 vs. Detroit Mercy (12/16/2017)	W, 90-58
Duncan Robinson	14 (13-1)
21 Curry (11/26/2013)	W, 96-65
24 Bowdoin (1/17/2014)	W, 69-64
27 Colby (1/18/2014)	W, 69-62
24 Hamilton (1/25/2014)	W, 88-68
20 at Castleton (1/28/2014)	W, 75-62
22 at Stevens (2/4/2014)	W, 83-68
25 Tufts (2/8/2014)	W, 93-70
25 at Connecticut College (2/14/2014)	W, 98-90
26 at Amherst (3/2/2014)	L, 93-82
24 vs. Albertus Magnus (3/14/2014)	W, 110-92
30 vs. Amherst (3/21/2014)	W, 98-69
21 at Nebraska (1/23/2016)	W, 81-68
21 vs. Northwestern (3/10/2016)	W, 72-70 ot
21 North Florida (11/11/2017)	W, 86-66
Jaaron Simmons	20 (13-7)
20 Florida Gulf Coast (11/14/2015)	W, 85-75
30 vs. Tulsa (11/20/2015)	L, 90-80
25 Marshall (12/1/2015)	W, 85-70
21 Ball State (1/9/2016)	W, 79-73
24 Western Michigan (1/19/2016)	W, 82-64
24 Northern Illinois (2/6/2016)	W, 80-69
25 Miami (Ohio) (2/20/2016)	W, 76-64
24 at Bowling Green (2/23/2016)	L, 87-82
31 Buffalo (2/27/2016)	W, 103-96 ot
25 at Akron (3/1/2016)	L, 91-76
21 Morehead State (3/23/2016)	L, 77-72
22 at Iona College (12/10/2016)	L, 79-75
21 at Northern Illinois (1/21/2017)	W, 78-69
23 at Bowling Green (1/28/2017)	W, 96-72
38 Akron (2/4/2017)	W, 85-70
30 Central Michigan (2/7/2017)	L, 97-87
26 Bowling Green (2/18/2017)	W, 95-75
21 at Miami (Ohio) (2/21/2017)	W, 79-62
24 vs. Toledo (3/9/2017)	W, 67-66
25 vs. Kent State (3/10/17)	L, 68-66
Moritz Wagner	9 (7-2)
20 Kennesaw State (12/3/2016)	W, 82-55
23 Nebraska (1/14/2017)	W, 91-85
21 Wisconsin (2/16/2017)	W, 64-58
24 Purdue (2/25/2017)	W, 82-70
26 vs. Louisville (3/19/2017)	W, 73-69
24 vs. LSU (11/11/2017)	L, 77-75
21 UC Riverside (11/26/2017)	W, 87-42
20 at North Carolina (11/29/2017)	L, 86-71
23 ULCA (12/9/2017)	W, 78-69 ot

30-PLUS POINT GAMES

Duncan Robinson	1 (1-0)
30 vs. Amherst (3/21/2014)	W, 98-69
Jaaron Simmons	4 (2-2)
30 vs. Tulsa (11/20/2015)	L, 90-80
31 Buffalo (2/27/2016)	W, 103-96 ot
38 Akron (2/4/2017)	W, 85-70
30 Central Michigan (2/7/2017)	L, 97-87

10-PLUS REBOUND GAMES

Muhammad-Ali Abdur-Rahkman	2 (2-0)
11 Indiana (12/2/2017)	W, 69-55
10 at Texas (12/12/2017)	W, 59-52
Charles Matthews	1 (1-0)
10 vs. Chaminade (11/21/2017)	W, 102-64
Duncan Robinson	6 (6-0)
12 Curry (11/26/2013)	W, 96-65
11 at MCLA (12/1/2013)	W, 106-71
10 at Stevens (2/4/2014)	W, 83-68
10 Tufts (2/8/2014)	W, 93-70
14 at Mary Washington (3/15/2014)	W, 79-46
11 vs. Tulsa (3/16/2016)	W, 67-62
Jaaron Simmons	2 (2-0)
11 Ball State (1/9/2016)	W, 79-73
10 Akron (2/4/2017)	W, 85-70
Jon Teske	2 (2-0)
11 Southern Miss (11/16/2017)	W, 61-47
10 vs. Detroit Mercy (12/16/2017)	W, 90-58
Moritz Wagner	5 (4-1)
10 at Indiana (2/12/2017)	W, 74-63
10 at Northwestern (3/1/2017)	L, 65-67
12 North Florida (11/11/2017)	W, 86-66
11 Central Michigan (11/13/2017)	W, 72-65
10 UC Riverside (11/26/2017)	W, 87-42
10-PLUS ASSIST GAMES	
Muhammad-Ali Abdur-Rahkman	1 (1-0)
10 MD-Eastern Shore (12/17/2016)	W, 98-49
Charles Matthews	1 (1-0)
12 UC Riverside (11/26/2017)	W, 87-42
Jaaron Simmons	10 (2-2)
13 vs. Norfolk State (11/21/2015)	W, 93-71
10 Ohio Dominican (12/15/2015)	W, 93-69
17 at Toledo (1/26/2015)	W, 81-79
12 Northern Illinois (2/6/2016)	W, 80-69
11 vs. Northern Illinois (3/10/2016)	W, 79-62
10 Albany (3/16/2016)	W, 94-90 ot
11 at Western Kentucky (12/21/2016)	L, 67-66
10 Kent State (1/6/2017)	W, 85-67
10 Toledo (1/24/2017)	L, 79-76
11 Bowling Green (2/18/2017)	W, 95-75

DOUBLE-DOUBLES

Muhammad-Ali Abdur-Rahkman	1 (1-0)
17P, 10R, at Texas (12/12/2017)	W, 59-52
Charles Matthews	2 (2-0)
22P, 10R, vs. Chaminade (11/21/2017)	W, 102-64
17P, 12A, UC Riverside (11/26/2017)	W, 87-42
Duncan Robinson	6 (6-0)
21P, 12R, Curry (11/26/2013)	W, 96-65
19P, 11R, at MCLA (12/1/2013)	W, 106-71
22P, 10R, at Stevens (2/4/2014)	W, 83-68
25P, 10R, Tufts (2/8/2014)	W, 93-70
17P, 14R, at Mary Washington (3/15/2014)	W, 79-46
13P, 11R, vs. Tulsa (3/16/2016)	W, 67-62
Jaaron Simmons	12 (10-2)
11P, 13A, vs. Norfolk State (11/21/2015)	W, 93-71
10P, 10A, Ohio Dominican (12/14/2015)	W, 93-69
21P, 11R, Ball State (1/9/2016)	W, 79-73
12P, 17A, at Toledo (1/26/2015)	W, 81-79
24P, 12A, Northern Illinois (2/6/2016)	W, 80-69
16P, 11A, vs. Northern Illinois (3/10/2016)	W, 79-62
15P, 10A, Albany (3/16/2016)	W, 94-90 ot
11P, 11A, at W. Kentucky (12/21/2016)	L, 67-66
10P, 10A, Kent State (1/6/2017)	W, 85-67
17P, 10A, Toledo (1/24/2017)	L, 79-76
38P, 10R, Akron (2/4/2017)	W, 85-70
26P, 11A, Bowling Green (2/18/2017)	W, 95-75
Jon Teske	2 (2-0)
10P, 11R, Southern Miss (11/16/2017)	W, 61-47
15P, 10R, vs. Detroit Mercy (12/16/2017)	W, 90-58
Moritz Wagner	4 (4-0)
11P, 10R, at Indiana (2/12/2017)	W, 74-63
18P, 12R, North Florida (11/11/2017)	W, 86-66
10P, 11R, Central Michigan (11/13/2017)	W, 72-65
21P, 10R, UC Riverside (11/26/2017)	W, 87-42



JOHN BEILEIN

Head Coach of Michigan 11th Season
Record as Head Coach of Michigan 225-138
Collegiate Head Coach 40th Season
Record as Head Coach 776-456
Record at Division I Schools 518-313

JOHN BEILEIN'S CAREER RECORD

School	Seasons	Games	Overall			Conference				
			Record	Home	Away	Neutral	Record	Home	Away	Neutral
Erie C.C.	4	118	75-43	43-35	27-19	13-6	---	---	---	---
Nazareth	1	26	20-6	9-1	8-3	3-2	---	---	---	---
Le Moyne	9	257	163-94	94-21	44-53	25-20	49-36	34-11	15-25	0-0
Canisius	5	151	89-62	46-16	32-36	11-10	44-26	25-10	19-16	0-0
Richmond	5	153	100-53	53-14	33-32	14-7	56-24	37-3	19-21	0-0
West Virginia	5	164	104-60	60-15	20-30	24-15	40-40	27-13	13-27	0-0
Michigan	11	363	225-137	135-40	41-70	49-28	99-83	62-29	36-54	1-0
Totals	40	1232	776-456	432-125	205-243	139-88	288-209	185-66	102-143	1-0

BEILEIN THE HEAD COACH

- The 2017-18 season marks John Beilein's 40th as a collegiate basketball head coach. • Adding in his three years of coaching at Newfane High School, Beilein has been patrolling the sidelines for 43 years.
- Beilein has always been a head coach, never serving as an assistant at any level.
- Beilein is starting his 11th season at Michigan, the longest tenure of any stop in his career. Prior to U-M, he spent nine seasons at Le Moyne and five seasons at Canisius, Richmond and West Virginia.
- Beilein has tallied winning records in 34 of his 40 seasons, including 21 of the last 24.
- Beilein has never had back-to-back losing seasons.
- Beilein has compiled 21 20-win seasons -- Erie C.C. (2), Nazareth (1), Le Moyne (3), Canisius (2), Richmond (3), West Virginia (3) and Michigan (7).
- Beilein has made 18 career postseason appearances -- 11 in the Division I NCAA Tournament, six in the NIT and one at the Division II NCAA Tournament.
- Beilein has a 225-138 record at Michigan, with seven 20-win seasons. He is the all-time wins leader at U-M and just second to surpass 200 -- Johnny Orr (209).
- Overall, Beilein has won over 100 games in each of his last three coaching stops - Richmond (100-53), West Virginia (104-60) and U-M (225-138).
- As a Division I head coach, Beilein has won four regular season conference titles -- Canisius (1994, Metro Atlantic Athletic); Richmond (2001, Colonial Athletic Association) and Michigan (2012, 2014, Big Ten).
- Beilein guided U-M to two Big Ten regular-season titles -- sharing the conference crown in 2012 before winning the program's first outright title in 28 years in 2014.
- In 2017, Beilein's Wolverines won four games in four days to capture the 2017 Big Ten Tournament title. The trip was made famous with a pre-tournament plane crash.
- After an 11-year absence, Beilein guided U-M back to the NCAA Tournament in 2009.
- In his 10 seasons, he has helped the Wolverines make seven trips to the NCAA Tournament (2009, '11, '12, '13, '14, '16 & '17). In fact, Michigan has reached the Sweet 16 in three of the last five seasons.
- After a 20-year absence, Beilein helped Michigan reach the Final Four, as well as the national title game in 2013. U-M defeated Syracuse (61-56) in the national semifinal before falling to Louisville (82-76) in the championship game.
- Beilein became the fourth Michigan coach to guide U-M to the national title game, joining Dave Strack (1965 vs. UCLA); Johnny Orr (1976 vs. Indiana) and Steve Fisher (1989 vs. Seton Hall; 1992 vs. Duke and 1993 vs. North Carolina).
- With Beilein's seven NCAA Tournament appearances at Michigan, he joins Steve Fisher as the only U-M coaches to secure at-least five bids.
- Beilein is one of 12 coaches to have taken four different schools to the NCAA Tournament -- Canisius (1996), Richmond (1998), West Virginia (2005, '06) and Michigan (2009, '11, '12, '13, '14, '16, '17). It should be noted, Beilein adds a fifth with a 1988 Division II NCAA Tournament appearance while with Le Moyne.

MICHIGAN'S ALL-TIME WINS LEADER

- With 225 victories with Michigan, Beilein is the Wolverines all-time winningest coach, as he passed Johnny Orr (209) in the opening game of the 2017 Big Ten Tournament -- Illinois (75-55, March 9, 2017) -- for the top spot.
- Beilein has produced seven (7) of U-M's 28 total 20-win seasons in program history.
- With 99 wins in Big Ten play, Beilein needs just one (1) to become the second U-M coach to surpass 100 in a career. In fact, he passed Bill Frieder (98) for the second spot on Michigan all-time conference wins list. Johnny Orr (120) is the all-time leader.

BEILEIN IN THE NCAA TOURNAMENT

- Appeared in his 12th NCAA Tournament in 2017. He has 11 Division I NCAA Tournament appearances and one Division II after taking Le Moyne to the Division II Tournament in 1988. The Division I list includes Canisius (1), Richmond (1), West Virginia (2) and Michigan (7).
- Holds a 19-11 all-time record in the NCAA postseason, including a 13-7 record at Michigan.
- Guided Michigan back to the NCAA Tournament in 2009 after a 11-year absence.
- Guided Michigan to seven NCAA berths (2009, '11, '12, '13, '14, '16, '17) in 10 seasons.
- In 2013, took Michigan to its first Final Four and national title game in 20 years. It was also Beilein's first career appearance in the Final Four and title game.
- Has reached the Sweet 16 five times -- twice with West Virginia (2005, '06) and twice with Michigan (2013, '14, '17).
- In 2009, led No. 10 seed Michigan to the second round of the NCAA Tournament. After defeating No. 7 seed Clemson (62-59) in its opening game of the South Regional in Kansas City, Mo., U-M fell to Blake Griffin and No. 2 seed Oklahoma (73-63).
- In 2011, led No. 8 seed Michigan to the third round of the NCAA Tournament. After defeating No. 9 seed Tennessee (75-45) in its opening game of the West Regional in Charlotte, N.C., U-M fell to No. 1 seed Duke (73-71) after a last-second game-tying attempt by Darius Morris went in and out.
- In 2012, led No. 4 seed Michigan to the second round of the NCAA Tournament. Opening its first game of the Midwest Regional in Nashville, Tenn., U-M lost to No. 13 seed Ohio (65-60).
- In 2013, led No. 4 seed Michigan to its first national title game in 20 years before losing to No. 1 seed Louisville (82-76) in the final. U-M opened its NCAA Tournament in the South Regional in Auburn Hills, Mich., with a pair of victories over No. 13 seed South Dakota State (71-56) and No. 5 VCU (78-53). Heading to Arlington, Texas, U-M defeated No. 1 Kansas (87-85) with a dramatic comeback win in overtime. Down 14 points with 6:50 remaining, a Trey Burke three-pointer with 3.2 seconds left capped off a closing 17-8 run sending the game into overtime, where U-M would go on for the two-point win. Using an opening 23-5 run, U-M advanced to its seventh Final Four with a 20-point win over No. 3 seed Florida (79-59). Facing No. 4 seed Syracuse in the Final Four in Atlanta, Ga., Beilein picked up his first win over Jim Boheim following a 61-56 victory to advance to his first-career national title game. In a back-and-forth 40 minute battle, U-M dropped the title game to Louisville (82-76).
- In 2014, led No. 2 seed Michigan to its second straight Elite Eight, defeating No. 15 seed Wofford (57-40) in the second round and No. 7 seed Texas (79-65) in the third round in Milwaukee, Wis. In the Sweet 16 in Indianapolis, Ind., the Wolverines earned a thrilling 73-71 victory over No. 11 seed Tennessee before falling to No. 8 seed Kentucky, 75-72, on a three in the final seconds.
- In 2016, helped U-M make its first appearance in the First Four, defeating Tulsa, 67-62, to advance to the first round. Lost match-up with Notre Dame, 70-63.
- In 2017, guided U-M to a 92-91 win over Oklahoma State in the first round in Indianapolis, Ind. U-M then defeated Louisville, 73-69, in the second round to advance to this week's Sweet 16 in Kansas City. The Wolverines fell to Oregon in the Sweet 16, 69-68, in Kansas City, Mo.

John Beilein | Coaching Career Records

BEILEIN IN THE NIT

- Beilein has six NIT appearances -- Canisius (2), Richmond (2) and West Virginia (2)
- Beilein has recorded a 14-6 all-time record in the NIT.
- Beilein's West Virginia squad won the 2007 NIT title after a thrilling 78-73 win over Clemson.
- Beilein has advanced to the NIT Final Four, twice. In 1995 with Canisius, he advanced to the semifinal before losing to eventual champion Virginia Tech (71-59). They then lost in third-place consolation game to Penn State (66-62). In 2007 with West Virginia, advanced to semifinal and defeated Mississippi State (63-62) before defeating Clemson (78-73) to win the NIT title.

BEILEIN IN THE BIG TEN TOURNAMENT

- Under Beilein, Michigan holds a 15-9 record at the Big Ten Tournament and has had six first round byes (2011, '12, '14, '15, '16, '17).
- Under Beilein, U-M earned its first ever No. 1 seed in 2014.
- Michigan has reached the championship game three times, twice under Beilein in 2014 and 2017.
- Under Beilein, the Wolverines have never lost their first game, advancing to the quarterfinal in 10 straight tournaments (5-5 record)
- In 2017, following a well-publicized plane accident, U-M went on to win four games in four days and claim the Big Ten Tournament title as the No. 8 seed. U-M defeated #9 Illinois, #1 Purdue, #4 Minnesota and #2 Wisconsin, 71-58, in the championship game in Washington, D.C.
- In 2016, U-M defeated its first No. 1 seed with a 72-69 last second win over Indiana. U-M's Kam Chatman hit a three-pointer as the clock expired for the upset win. In 2017, Beilein's Wolverines knocked off the No. 1 seed for a second year in a row with a 74-70 overtime win over Purdue.

REACHING LEVEL 700

- A win over Texas (March 22, 2014) in the NCAA Tournament marked career win No. 700 for Beilein.
- Overall he has 776 wins during his coaching career, with 518 wins in Division I games.
- With his over 750 career wins, Beilein ranks among some of the nation's elite coaches. Below is a listing of some of the top, active coaches with 500-plus wins

A SAMPLING OF SOME OF ACTIVE WINNINGEST COACHES (as of Dec. 17)

Mike Krzyzewski	Duke	1082	ACC
Jim Boeheim^	Syracuse	912	ACC
Bob Huggins	West Virginia	829	Big 12
Roy Williams	North Carolina	826	ACC
Cliff Ellis	Coastal Carolina	817	Sun Belt
JOHN BEILEIN	MICHIGAN	776	BIG TEN
Rick Byrd	Belmont	761	Ohio Valley
Dana Altman	Oregon	729	Pac-12
John Calipari	Kentucky	661	SEC
Rick Barnes	Tennessee	642	SEC
Bill Self	Kansas	630	Big 12
Jim Larranaga	Miami (Fla.)	617	ACC
Lon Kruger	Oklahoma	609	Big 12
Greg Kampe	Oakland	587	Horizon
Tubby Smith	Memphis	583	American
Steve Alford	UCLA	566	Pac-12
Kelvin Sampson	Houston	565	American
Tom Izzo	Michigan State	554	Big Ten
Fran Dunphy	Temple	547	American
Bob McKillop	Davidson	537	Atlantic 10
Jay Wright	Villanova	519	Big East
Mark Few	Gonzaga	512	WCC

^101 wins vacated due to NCAA Sanctions

BEILEIN OFF THE COURT

- Raised in Burt, N.Y., he is the eighth of nine children -- six sisters and two brothers.
- Grew up on an apple farm listening to St. Louis Cardinal baseball games and Hall of Fame announcer Jack Buck on KMOX-Radio.
- Diehard fan of the St. Louis Cardinals and Buffalo Bills.
- Friends with current St. Louis Cardinals manager Mike Matheny -- a former U-M baseball player (1989-91).
- Attended Wheeling College (now Wheeling Jesuit University) where he played basketball (1972-75) and served as team captain during the 1974-75 season.
- He remains an avid reader and history/military buff.
- Has family ties to Steven Spielberg's famous movie 'Saving Private Ryan,' which won five Oscar's. The movie was fictionalized off of the Niland family, who were cousins to Beilein's mother.
- Married to wife, Kathleen for 39 years, the Beilein's have four children -- Seana (Hendricks), Patrick, Mark and Andy as well as three grandchildren -- Finley, Johnny and Charlie.
- Patrick played under his dad at West Virginia (2003-06), helping the Mountaineers to the Sweet 16 (2005) and Elite Eight (2006). He was a 1,000 point scorer and is currently following in his father's footsteps as the head coach at Le Moyne.

BEILEIN IN THE HALL OF FAME

- Inducted into Le Moyne's Hall of Fame (2004), Erie Community College's Hall of Fame (2008), DeSales Catholic High School Hall of Fame (2013) and Wheeling Jesuit's Hall of Fame (2015)

THE JOHN BEILEIN FILE

Birthdate: February 5, 1953
Hometown: Burt, N.Y.
High School: DeSales Catholic (Lockport, N.Y.)
College Undergrad: Wheeling Jesuit, 1975 (B.A., History)
College Masters: Niagara, 1981 (M.S., Education)
Family: Married; wife Kathleen (39 years)
Children (4): Seana, Patrick, Mark and Andrew
Grandchildren (3): Finley Rose, Johnny, Charlie
Pronunciation: "Bee-Line"

COACHING CAREER

Years	School	Position
1975-78	Newfane High School	Head Coach
1978-82	Erie Community College	Head Coach
1982-83	Nazareth College	Head Coach
1983-92	Le Moyne College	Head Coach
1992-97	Canisius College	Head Coach
1997-2002	University of Richmond	Head Coach
2002-07	West Virginia University	Head Coach
2007-present	University of Michigan	Head Coach

AMONG THE NATION'S STATISTICAL ELITE

Since Coach Beilein's arrival in Ann Arbor, U-M has remained among the tops in the nation's in turnovers, assist/turnover ratio and fouls.

LEADERS AND BEST (as of Dec 17)

Season	Turnovers	Assist/TO Ratio	Fouls
2007-08	56th (12.9)	156th (0.95)	10th (15.1)
2008-09	16th (11.5)	12th (1.35)	13th (15.3)
2009-10	5th (10.2)	11th (1.40)	5th (14.6)
2010-11	5th (10.0)	14th (1.37)	43rd (16.8)
2011-12	17th (10.9)	45th (1.16)	21st (15.6)
2012-13	1st (9.4)	1st (1.54)	2nd (12.7)
2013-14	7th (9.3)	8th (1.52)	1st (14.2)
2014-15	8th (9.6)	49th (1.25)	7th (14.2)
2015-16	6th (9.7)	9th (1.54)	5th (15.1)
2016-17	1st (9.2)	8th (1.52)	6th (15.1)
2017-18	7th (9.4)	5th (1.67)	8th (14.5)

BEILEIN COACHING TREE (16)

- **Bacari Alexander:** head coach Detroit (2016-present)
- **Patrick Beilein:** head coach Le Moyne (2015-present)
- **Kevin Broderick:** head coach Nazareth College (2009-present)
- **Matt Brown:** former head coach UMKC (2007-13)
- **Jerry Dunn:** head coach Tuskegee University (2014-present)
- **Mike Jones:** head coach Radford (2011-present)
- **LaVall Jordan:** head coach Butler (2017-present)
- **Bill Lilly:** former head coach West Virginia Wesleyan (2005-10)
- **Mike MacDonald:** head coach Daemen College (2014-present)
- **Mike Maker:** head coach Marist (2014-present)
- **John Mahoney:** head coach IMG Academy (2012-present)
- **Jeff Neubauer:** head coach Fordham (2015-present)
- **Dave Niland:** head coach Penn State Behrend (1993-present)
- **Phil Seymore:** head coach Fredonia (2013-present)
- **Zach Spiker:** head coach Drexel (2016-present)
- **Reggie Witherspoon:** head coach Canisius (2016-present)

BEILEIN'S NBA DRAFT PICKS (10)

- WVU: Joe Alexander** (2008, #8 by Milwaukee Bucks)
- WVU: Da'Sean Butler** (2010, #42 by Miami Heat)
- U-M: Darius Morris** (2011, #41 by Los Angeles Lakers)
- U-M: Trey Burke** (2013, #9 by Utah Jazz)
- U-M: Tim Hardaway Jr.** (2013, #24 by New York Knicks)
- U-M: Nik Stauskas** (2014, #8 by Sacramento Kings)
- U-M: Mitch McGary** (2014, #21 by Oklahoma City Thunder)
- U-M: Glenn Robinson III** (2014, #40 by Minnesota Timberwolves)
- U-M: Caris LeVert** (2016, #20 by Brooklyn Nets)
- U-M: D.J. Wilson** (2017, #17 by Milwaukee Bucks)

John Beilein | Coaching Career Records

School	Season	Total	Overall
Erie C.C.	1978-79	35	20-15
Erie C.C.	1979-80	25	17-8
Erie C.C.	1980-81	29	21-8
Erie C.C.	1981-82	29	17-12
Totals		118	75-43

School	Season	Total	Overall	Home	Away	Neutral
Nazareth	1982-83	26	20-6	9-1	10-4	1-1
Totals		26	20-6	9-1	10-4	1-1

School	Season	Total	Overall	Home	Away	Neutral	League	Overall	Finish	Home	Away	Neutral	Postseason
Le Moyne	1983-84	28	20-8	12-2	6-4	2-2	MCC	5-0		4-0	1-0	0-0	-----
Le Moyne	1984-85	29	19-10	11-3	5-6	3-1	MCC	4-6		3-2	1-4	0-0	-----
Le Moyne	1985-86	29	14-15	10-2	2-10	2-3	MCC	5-7		4-2	1-5	0-0	-----
Le Moyne	1986-87	30	20-10	11-2	5-6	4-2	MCC	8-4		5-1	3-3	0-0	-----
Le Moyne	1987-88	30	24-6	12-1	7-2	5-3	MCC	10-2		6-1	4-1	0-0	NCAA II, First Rd.
Le Moyne	1988-89	27	15-12	9-3	5-8	1-1	MCC	6-6		4-2	2-4	0-0	-----
Le Moyne	1989-90	29	17-12	10-2	4-6	3-4	MCC	5-7		4-2	1-5	0-0	-----
Le Moyne	1990-91	29	19-10	11-2	5-4	3-4	MCC	6-4		4-1	2-3	0-0	-----
Le Moyne	1991-92	26	15-11	8-4	5-7	2-0		-		-	-	-	-----
Totals		257	163-94	94-21	44-53	25-20		49-36		34-11	15-25	0-0	

School	Season	Total	Overall	Home	Away	Neutral	League	Overall	Finish	Home	Away	Neutral	Postseason
Canisius	1992-93	28	10-18	6-5	3-11	1-2	MAAC	5-9	6th	3-4	2-5	0-0	-----
Canisius	1993-94	29	22-7	15-0	6-6	1-1	MAAC	12-2	1st	7-0	5-2	0-0	NIT, First Rd.
Canisius	1994-95	35	21-14	8-4	11-6	2-4	MAAC	10-4	2nd	5-2	5-2	0-0	NIT, Semifinal
Canisius	1995-96	30	19-11	8-3	7-6	4-2	MAAC	7-7	5th	4-3	3-4	0-0	NCAA, First Rd.
Canisius	1996-97	29	17-12	9-4	5-7	3-1	MAAC	10-4	t-2nd	6-1	4-3	0-0	-----
Totals		151	89-62	46-16	32-36	11-10	MAAC	44-26		25-10	19-16	0-0	


School	Season	Total	Overall	Home	Away	Neutral	League	Overall	Finish	Home	Away	Neutral	Postseason
Richmond	1997-98	31	23-8	10-1	6-6	7-1	CAA	12-4	3rd	8-0	4-4	0-0	NCAA, Second Rd.
Richmond	1998-99	27	15-12	11-1	3-10	1-1	CAA	10-6	3rd	8-0	2-6	0-0	-----
Richmond	1999-2000	30	18-12	7-5	8-6	3-1	CAA	11-5	3rd	7-1	4-4	0-0	-----
Richmond	2000-01	29	22-7	12-2	9-4	1-1	CAA	12-4	1st	7-1	5-3	0-0	NIT, Second Rd.
Richmond	2001-02	36	22-14	13-5	7-6	2-3	Atlantic 10	11-5	2nd	7-1	4-4	0-0	NIT, Quarterfinal
Totals		153	100-53	53-14	33-32	14-7	CAA/A10	56-24		37-3	19-21	0-0	

School	Season	Total	Overall	Home	Away	Neutral	League	Overall	Finish	Home	Away	Neutral	Postseason
West Virginia	2002-03	29	14-15	9-5	2-8	3-2	Big East	5-11	6th - West	3-5	2-6	0-0	-----
West Virginia	2003-04	31	17-14	10-4	4-7	3-3	Big East	7-9	t-8th	5-3	2-6	0-0	NIT, Second Rd.
West Virginia	2004-05	35	24-11	11-3	6-5	7-3	Big East	8-8	t-7th	5-3	3-5	0-0	NCAA, Elite Eight
West Virginia	2005-06	33	22-11	13-2	5-4	4-5	Big East	11-5	3rd	7-1	4-4	0-0	NCAA, Sweet 16
West Virginia	2006-07	36	27-9	17-1	3-6	7-2	Big East	9-7	t-7th	7-1	2-6	0-0	NIT, Champions
Totals		164	104-60	60-15	20-30	24-15	Big East	40-40		27-13	13-27	0-0	

School	Season	Total	Overall	Home	Away	Neutral	League	Overall	Finish	Home	Away	Neutral	Postseason
Michigan	2007-08	32	10-22	6-9	2-10	2-3	Big Ten	5-13	9th	3-6	2-7	0-0	-----
Michigan	2008-09	35	21-14	14-3	3-8	4-3	Big Ten	9-9	t-7th	6-3	3-6	0-0	NCAA, Second Rd.
Michigan	2009-10	32	15-17	10-6	3-8	2-3	Big Ten	7-11	t-7th	4-5	3-6	0-0	-----
Michigan	2010-11	35	21-14	14-5	5-5	2-4	Big Ten	9-9	t-4th	5-4	4-5	0-0	NCAA, Third Rd.
Michigan	2011-12	34	24-10	15-1	6-6	3-3	Big Ten	13-5	t-1st	8-1	5-4	0-0	NCAA, Second Rd.
Michigan	2012-13	39	31-8	17-1	5-5	9-2	Big Ten	12-6	t-4th	8-1	4-5	0-0	NCAA, National Runner-up
Michigan	2013-14	37	28-9	13-2	7-4	8-3	Big Ten	15-3	1st	8-1	7-2	0-0	NCAA, Elite Eight
Michigan	2014-15	32	16-16	12-6	2-8	2-2	Big Ten	8-10	9th	6-3	2-7	0-0	-----
Michigan	2015-16	36	23-13	13-4	4-6	6-3	Big Ten	10-8	8th	6-3	3-5	1-0	NCAA, First Rd.
Michigan	2016-17	38	26-12	15-3	3-8	8-1	Big Ten	10-8	t-5th	7-2	3-6	0-0	NCAA, Sweet 16
Michigan	2017-18	13	10-3	6-0	1-2	3-1	Big Ten	1-1		1-0	0-1	0-0	
Totals		363	225-138	135-40	41-70	49-28	Big Ten	99-83		62-29	36-54	1-0	

John Beilein | All-Time Opponent

Opponent	Total	W	L	Opponent	Total	W	L	Opponent	Total	W	L	Opponent	Total	W	L
Adelphi	15	10	5	East Carolina	8	5	3	Mercy	1	1	0	Siena	16	6	10
Akron	2	1	1	East Stroudsburg	5	3	2	Mercyhurst	16	15	1	Slippery Rock	3	3	0
Alabama	1	0	1	Eastern Michigan	3	2	1	Miami (Fla.)	2	2	0	South Carolina	2	1	1
Alabama A&M	1	1	0	Eastern Washington	1	1	0	Michigan State	18	7	11	South Carolina State	1	1	0
Albany	1	1	0	Edinboro	2	1	1	Michigan Tech	1	1	0	South Dakota State	1	1	0
Alfred Tech	8	8	0	Elmira College	1	1	0	Millersville	1	0	1	South Florida	2	2	0
Alvernia	1	1	0	Elon	1	1	0	Minnesota	19	15	4	Southern Illinois	1	1	0
American	9	9	0	Emmanuel (Ga.)	1	1	0	Mississippi State	4	2	2	Southern Methodist (SMU)	5	1	4
American International	1	1	0	Fairfield	12	9	3	Mohawk Valley CC	4	2	2	Southern Mississippi	1	1	0
Anderson JC	2	0	2	Ferris State	1	1	0	Monroe CC	8	2	6	Southwest Missouri State	1	1	0
Appalachian State	2	2	0	Ferrum	2	0	2	Montana	1	1	0	Springfield	1	1	0
Arkansas	3	1	2	Finger Lakes CC	1	1	0	Montana State	1	1	0	Stanford	1	1	0
Arkansas-Little Rock	1	0	1	Florida	3	2	1	Montclair State	1	1	0	St. Bonaventure	13	8	5
Arkansas-Pine Bluff	2	2	0	Florida Atlantic	2	2	0	Mount St. Mary's	3	2	1	St. John's	6	6	0
Arizona	2	0	2	Florida Gulf Coast	1	1	0	N.C. Central	2	2	0	SUNY Brockport	1	1	0
Army	1	1	0	Florida State	1	1	0	N.C. State	5	5	0	SUNY Utica	1	1	0
Assumption	1	0	1	Fordham	3	1	2	Navy	2	2	0	Syracuse	11	2	9
Baltimore CC	1	1	0	Franklin Pierce	2	0	2	Nebraska	8	8	0	Temple	1	1	0
Belmont Abbey	1	0	1	Fredonia State	1	1	0	New Hampshire	1	1	0	Tennessee	3	3	0
Bentley	1	1	0	Furman	1	1	0	New Haven	2	0	2	Texas	6	4	2
Binghamton	1	1	0	Gannon	22	8	14	New York Tech	1	1	0	Texas Tech	1	1	0
Bloomfield	1	1	0	Gardner-Webb	2	2	0	Niagara	13	7	6	The Citadel	1	1	0
Bloomsburg	2	2	0	Genesee CC	8	8	0	Niagara County CC	11	8	3	Toledo	2	1	1
Bloomsfield	1	1	0	Geneseo State	1	1	0	Nicholls State	1	1	0	Towson	1	1	0
Boston College	7	2	5	George Mason	11	7	4	NJIT	1	0	1	Truit McConnell	1	1	0
Bowdoin	1	1	0	George Washington	6	3	3	Norfolk State	2	2	0	Tulane	2	1	1
Bowling Green	1	1	0	Georgetown	8	3	5	North Carolina	2	0	2	Tulsa	1	1	0
Bradley	3	3	0	Georgia Southern	1	1	0	North Florida	1	0	0	UAB	1	1	0
Bridgeport	1	1	0	Gonzaga	2	1	1	Northeastern	4	2	2	UCLA	7	5	2
Brockport	2	2	0	Hamilton	7	6	1	Northern Kentucky	1	1	0	UC Riverside	1	1	0
Broome CC	5	3	2	Hamilton College	1	0	1	Northern Michigan	2	2	0	UMass-Lowell	2	1	1
Brown	1	1	0	Harvard	2	1	1	Northwestern	18	12	6	UMBC	1	1	0
Bryant	2	2	0	Herkimer CC	1	0	1	Northwestern State	1	1	0	UNC Asheville	1	1	0
Bryant & Stratton	2	2	0	Hilbert CC	8	3	5	Notre Dame	8	1	7	UNC Greensboro	2	2	0
Bucknell	3	3	0	Hillsdale College	1	1	0	Oakland	4	4	0	UNC Wilmington	10	7	3
Buffalo	13	7	6	Hobart College	2	2	0	Ohio State	22	7	15	Union	7	6	1
Buffalo JV	1	1	0	Holy Cross	1	1	0	Ohio University	1	0	1	Unknown	1	1	0
Buffalo State	1	1	0	Houghton College	2	0	2	Oklahoma	2	1	1	UNLV	1	0	1
Buffalo State JV	2	2	0	Houston Baptist	3	3	0	Oklahoma State	1	1	0	USC Upstate	2	1	1
Butler	1	0	1	Howard	2	2	0	Old Dominion	9	6	3	Utah	3	1	2
C. W. Post	1	0	1	Illinois	21	14	7	Onondaga CC	2	2	0	UTEP	1	0	1
California (Pa.)	1	0	1	Indiana	18	9	9	Oregon	2	1	1	Utica	1	0	1
Campbell	2	2	0	Iona	12	8	4	Oswego State	8	7	1	Valparaiso	2	1	1
Canisius	2	2	0	Iowa	19	11	8	Pace	16	6	10	Villa Maria	10	8	2
Canisius JV	1	1	0	Iowa State	2	1	1	Penn State	19	14	5	Villanova	9	5	4
Canton Tech	4	3	1	IPFW	1	1	0	Pennsylvania	1	1	0	Virginia	3	1	2
Cayuga CC	1	1	0	Ithaca	1	1	0	Philadelphia University	19	10	9	Virginia Commonwealth	12	9	3
Centenary	1	1	0	IUPUI	3	3	0	Pitt-Bradford (Pa.)	4	1	3	Virginia Tech	5	1	4
Central Arkansas	1	1	0	Jacksonville	0	0	0	Pittsburgh	11	4	7	VMI	1	0	1
Central Florida	1	1	0	James Madison	12	9	3	Plymouth State	1	1	0	Wagner	1	1	0
Central Michigan	3	2	1	Jamestown CC	9	3	6	Portland	1	0	1	Wake Forest	6	1	5
Chaminade	1	1	0	Jefferson CC	3	2	1	Potsdam College	1	1	0	Washington	1	0	1
Champlain CC	3	2	1	Kansas	3	1	2	Potsdam State	1	1	0	Washington & Jefferson	1	1	0
Charlotte	5	2	3	Kansas State	1	1	0	Providence	10	5	5	Washington State	2	1	1
Chattanooga	1	1	0	Kean College	1	1	0	Purdue	18	9	9	West Chester	3	2	1
Cheyney	1	1	0	Keene State	2	2	0	Queens	6	6	0	West Virginia	2	2	0
Cincinnati	6	3	3	Kennesaw State	1	1	0	Quinnipiac	3	2	1	Western Carolina	1	1	0
Clarion	2	1	1	Kent State	1	1	0	R.I.T.	2	2	0	Western Illinois	1	1	0
Clarkson	3	3	0	Kentucky	3	0	3	Radford	5	5	0	Western Kentucky	1	0	1
Clemson	3	3	0	Kings Point	1	1	0	Randolph Macon	1	0	1	Western Michigan	6	5	1
Cleveland State	1	1	0	Kutztown	1	1	0	Redford	1	1	0	William & Mary	8	5	3
Colgate	6	5	1	L.I.U. Southampton	2	2	0	Rhode Island	2	2	0	Wisconsin	20	4	16
College of Charleston	1	0	1	La Salle	3	2	1	Robert Morris	1	0	1	Wisconsin-Green Bay	1	0	1
Columbia	1	1	0	Lakeland CC	1	1	0	Roberts Wesleyan	2	2	0	Wofford	3	3	0
Columbia-Green	1	1	0	Liberty	2	1	1	Rochester	1	0	1	Xavier	4	0	4
Concordia (Mich.)	1	1	0	Lock Haven	2	2	0	Rochester (N.Y.)	1	1	0	Youngstown State	1	1	0
Concordia (N.Y.)	1	1	0	Long Beach State	2	2	0	Rutgers	10	8	2	Career	1232	776	456
Connecticut	8	2	6	Louisiana-Monroe	2	2	0	Sacred Heart	3	2	1	Big Ten	Total	W	L
Coppin State	4	4	0	Louisville	5	2	3	Saginaw Valley	1	1	0	Illinois	21	14	7
Cornell	3	2	1	Loyola (Ill.)	1	1	0	Saint Clair (Mich.)	1	0	1	Indiana	18	9	9
Corning CC	9	5	4	Loyola (Md.)	13	10	3	Saint Francis (Pa.)	3	2	1	Iowa	19	11	8
Cortland	2	2	0	LSU	3	1	2	Saint John Fisher	10	8	2	Maryland	6	2	4
Cortland State	2	2	0	Manhattan	10	6	4	Saint Joseph's	1	1	0	Michigan State	18	7	11
Creighton	2	2	0	Manhattanville	1	1	0	Saint Lawrence	9	8	1	Minnesota	19	15	4
Daemen College	2	1	1	Mansfield	13	8	5	Saint Louis	2	1	1	Nebraska	8	8	0
Davis & Elkins	1	1	0	Marist	2	2	0	Saint Michael's	11	4	7	Northwestern	18	12	6
Dayton	3	1	2	Marquette	4	2	2	Saint Peter's	12	7	5	Ohio State	22	7	15
Delaware State	3	3	0	Marshall	6	3	3	Saint Rose	4	2	2	Penn State	19	14	5
DePaul	1	1	0	Maryland	6	2	4	Saint Thomas Aquinas	1	0	1	Purdue	18	9	9
Detroit Mercy	3	3	0	Maryland Eastern Shore	2	2	0	Samford	1	1	0	Rutgers	10	8	2
Dominican College	1	1	0	Massachusetts	3	3	0	San Francisco	1	0	1	Wisconsin	20	4	16
Dowling	1	1	0	Massachusetts-Darmouth	1	0	1	Savannah State	2	2	0	Overall Career	216	120	96
Drexel	2	1	1	McNeese State	2	2	0	Scranton	5	4	1	Career at Michigan	207	114	93
Duke	7	1	6	Memphis	1	1	0	Seton Hall	12	5	7				
Duquesne	7	6	1												



MUHAMMAD-ALI ABDUR-RAHKMAN



12

- > Senior
- > Guard | 6-4 | 190
- > Allentown, Pennsylvania | Allentown Central Catholic High School
- > College of Literature, Science & the Arts | General Studies
with Minor in Criminal Justice & Community Action & Social Change
- > Born on September 1, 1994 in Allentown, Pennsylvania

MUHAMMAD-ALI ABDUR-RAHKMAN | CAREER STATISTICS

Career	G	S	Min	Avg	FG	FGA	FG%	3FG	3FGA	3FG%	FT	FTA	FT%	Off	Def	Reb	Avg	Foul	DQ	Ast	Avg	TO	Blk	Stl	Pts	Avg	W	L
2014-15	29	13	550	19.0	52	124	.419	12	41	.293	14	15	.933	8	40	48	1.7	43	1	27	0.9	28	0	16	130	4.5	16	16
2015-16	36	25	1001	27.8	116	253	.458	31	85	.365	48	68	.706	22	76	98	2.7	59	1	61	1.7	27	9	22	311	8.6	23	13
2016-17	38	37	1164	30.6	120	259	.463	42	111	.378	62	81	.765	27	78	105	2.8	83	0	75	2.0	39	4	35	344	9.1	26	12
2017-18	13	13	449	34.5	45	120	.375	18	55	.327	17	19	.895	11	51	62	4.8	17	0	42	3.2	8	2	11	125	9.6	10	3
Totals	116	88	3164	27.3	333	756	.440	103	292	.353	141	183	.770	68	245	313	2.7	202	2	205	1.8	102	15	84	910	7.8	75	44

MUHAMMAD-ALI ABDUR-RAHKMAN | CAREER BESTS

	CAREER	2017-18 SEASON
Points	25, at Purdue (1/7/2016)	17 (2x), last: Chaminade (11/21/17)
Field Goals	10, at Purdue (1/7/2016)	7 (2x), last: at Texas (12/12/17)
Field Goal Attempts	16 (2x), last vs. Tulsa (3/16/2016)	15 (2x), last: at Texas (12/12/17)
3-Point Field Goals	4 (2x), last: Central Arkansas (12/13/2016)	3 (2x), last: Chaminade (11/21/17)
3-Point Field Goal Attempts	9, Central Michigan (11/13/17)	9, Central Michigan (11/13/17)
Free Throws	7, vs. Marquette (11/17/2016)	4 (2x), last: at Ohio State (12/4/17)
Free Throw Attempts	8 (2x), last vs. Tulsa (3/16/2016)	4 (2x), last: at Ohio State (12/4/17)
Rebounds	11, Indiana (12/2/17)	11, Indiana (12/2/17)
Assists	10, Maryland Eastern Shore (12/17/2016)	5 (2x), last: UC Riverside (11/26/17)
Blocks	2, at Iowa (1/17/2016)	1, at Texas (12/12/17)
Steals	4, Maryland (1/7/2017)	2 (2x), last: VCU (11/22/17)
Minutes	47, at Northwestern (3/3/2015)	44, UCLA (12/9/17)

WHO IS ABDUR-RAHKMAN ...

- Quiet personality, however, extremely competitive
- Strong ability to drive to the basket
- Possesses strong long range scoring ability
- Has 6-7 wing span
- Avid professional soccer fan
- Spent last two summers traveling throughout Spain; including one session of studying abroad
- Named after famed boxer Muhammad Ali
- Father, Dawud (dah-wooded) is head coach at Lehigh Carbon Community College in Schnecksville, Pa.
- Brother, Shahad, played college basketball at East Stroudsburg and scoring 1,075 career points

Pronunciation

Last name: "Ah-B'dur-ROCK-mon"

Michigan Career

- Played in 116 career games at U-M, making him 66th Wolverine to play 100+ games
- Closing in on 1,000 career-points (910) -- 9 to become 52nd 1,000-point Wolverine
- Helped U-M to back-to-back NCAA Tournament appearances (2016, '17), reaching the 2017 Sweet 16 -- the third appearance in last five seasons.
- Helped U-M win four games in four days and claim the 2017 Big Ten Tournament championship in Washington, D.C., following plane accident prior to arrival

Career Honors and Awards

- U-M's Wayman Britt Outstanding Defensive Player (2017)
- U-M's Rudy Tomjanovich Most Improved Player (2016)
- U-M's Steve Grote Hustle Award (2016)
- U-M's Award for Outstanding Free Throws (2015)
- 2K Classic All-Tournament team (2016)


Senior (2017-18)

- One of three captains, along with Duncan Robinson & Moritz Wagner
- Started all 13 games, increasing his streak to 39 straight
- Scored in double figures in seven games
 - > Had a season-best 17, 3x --> Central Michigan, vs. Chaminade and at Texas
- Dished 40 assists to just eight turnovers, 5.0 assist-to-turnover ratio (4th nationally)
 - > Dished a season-best five dimes, twice --> vs. Chaminade and UC Riverside
- Grabbed two games with 10-plus rebound games
 - > 11 boards against Indiana, just missed double-double (8 points)
 - > 10 boards at Texas, led to first career double-double (17 points)

MUHAMMAD-ALI ABDUR-RAHKMAN | 2017-18 GAME-BY-GAME

OPPONENT	DATE	RESULT	G-S	FG	3FG	FT	O-D	RB	PF	PTS	A	TO	B	S	MIN
NORTH FLORIDA	11/11/2017	W, 86-66	1-1	1-5	1-2	2-2	1-3	4	2	5	1	0	0	1	33
CENTRAL MICHIGAN	11/13/2017	W, 72-65	1-1	7-15	3-9	0-0	1-2	3	0	17	4	0	0	1	37
SOUTHERN MISS	11/16/2017	W, 61-47	1-1	6-14	2-7	0-0	1-3	4	0	14	4	1	0	1	37
vs. LSU	11/20/2017	L, 77-75	1-1	4-13	0-5	4-4	2-3	5	1	12	4	0	0	1	36
vs. Chaminade	11/21/2017	W, 102-64	1-1	6-8	3-4	2-2	0-2	2	1	17	5	0	0	2	31
vs. VCU	11/22/2017	W, 68-60	1-1	4-11	2-5	0-0	0-5	4	2	10	4	0	0	2	40-
UC RIVERSIDE	11/26/2017	W, 87-42	1-1	1-2	0-1	0-0	0-4	4	0	2	5	1	1	1	27
at 13/11 North Carolina	11/29/2017	L, 86-71	1-1	1-6	0-4	0-0	0-1	1	3	2	3	1	0	0	28
INDIANA+	12/2/2017	W, 69-55	1-1	2-5	2-2	2-2	0-11	11	1	8	3	1	0	0	37
at Ohio State+	12/4/2017	L, 71-62	1-1	3-10	1-4	4-4	2-3	5	3	11	3	0	0	1	37
-/23 UCLA	12/9/2017	W, 78-69^	1-1	2-10	2-6	2-2	0-2	2	1	8	3	2	0	0	44
at Texas	12/12/2017	W, 59-52	1-1	7-15	2-4	1-2	4-6	10	3	17	1	2	1	0	36
vs. Detroit Mercy	12/16/2017	W, 90-58	1-1	1-6	0-2	0-1	0-6	6	0	2	2	0	0	1	26
ALABAMA A&M	12/21/2017														
JACKSONVILLE	12/30/2017														
at Iowa+	1/2/2018														
ILLINOIS+	1/6/2018														
PURDUE+	1/9/2018														
at Michigan State+	1/13/2018														
MARYLAND+	1/15/2018														
at Nebraska+	1/18/2018														
RUTGERS+	1/21/2018														
at Purdue+	1/25/2018														
NORTHWESTERN+	1/29/2018														
MINNESOTA+	2/3/2018														
at Northwestern+	2/6/2018														
at Wisconsin+	2/11/2018														
IOWA+	2/14/2018														
OHIO STATE+	2/18/2018														
at Penn State+	2/21/2018														
at Maryland+	2/24/2018														
BTT First Round	2/28/2018														
BTT Second Round	3/1/2018														
BTT Quarterfinal	3/2/2018														
BTT Semifinal	3/3/2018														
BTT Championship	3/4/2018														
^ overtime															

For Complete Bio Information, please head to MGoBlue.com & Men's Basketball Page



DUNCAN ROBINSON



22

> **Fifth-Year Senior**
 > **Guard/Forward | 6-8 | 215**
 > **New Castle, New Hampshire | Phillips Exeter Academy (N.H.) | Williams College (DIII)**
 > **School of Kinesiology | Sport Management major**
 > **Born on April 22, 1994 in York, Maine**

DUNCAN ROBINSON | CAREER STATISTICS

Career	G	S	Min	Avg	FG	FGA	FG%	3FG	3FGA	3FG%	FT	FTA	FT%	Off	Def	Reb	Avg	Foul	DQ	Ast	Avg	TO	Blk	Stl	Pts	Avg	W	L
2013-14 (WC)	32	31	1110	34.7	194	348	.557	81	179	.453	79	90	.878	24	184	208	6.5	75	2	59	1.8	35	38	36	548	17.1	28	5
2014-15 (TR)	0	0	0	0.0	0	0	.000	0	0	.000	0	0	.000	0	0	0	0.0	0	0	0	0.0	0	0	0	0.0	16	16	
2015-16	36	27	1040	28.9	134	293	.457	95	211	.450	39	44	.886	22	104	126	3.5	81	0	65	1.8	36	8	23	402	11.2	23	13
2016-17	38	3	764	20.1	101	215	.470	64	151	.424	25	32	.781	11	55	66	1.7	70	2	33	0.9	19	9	15	291	7.7	26	12
2017-18	13	13	365	28.1	43	107	.402	27	78	.346	13	14	.929	10	28	38	2.9	32	1	18	1.4	10	4	11	126	9.7	10	3
U-M Totals	87	43	2169	24.9	278	615	.452	186	440	.423	77	90	.856	43	187	230	2.6	183	3	116	1.3	65	21	49	819	9.4	59	28
Totals	119	74	3279	27.6	472	963	.490	267	619	.431	156	180	.867	67	371	438	3.7	258	5	175	1.5	100	59	85	1367	11.5	103	49

DUNCAN ROBINSON | CAREER BESTS

	CAREER	2017-18 SEASON
Points	30, vs. Amherst (3/21/2014)	21, North Florida (11/11/17)
Field Goals	13, vs. Amherst (3/21/2014)	7 (2x), last: VCU (11/22/17)
Field Goal Attempts	18, vs. Amherst (3/21/2014)	13 (2x), last: VCU (11/22/17)
3-Point Field Goals	7, Bowdoin (1/17/2014)	4 (3x), last: Chaminade (11/21/17)
3-Point Field Goal Attempts	12, Hamilton (1/25/2014)	9 (2x), last: Indiana (12/2/17)
Free Throws	7, Springfield (12/7/2013)	5, at Texas (12/12/17)
Free Throw Attempts	7 (2x), last vs. NW (3/10/2016)	5, at Texas (12/12/17)
Rebounds	14, at Mary Washington (3/15/2014)	7, North Florida (11/11/17)
Assists	6 (4x), last: Penn State (1/2/2016)	3 (3x), last: Chaminade (11/21/17)
Blocks	4, at Wash. & Lee (12/30/2013)	1 (3x), last: at North Carolina (11/29/17)
Steals	4 (3x), last: UCLA (12/9/17)	4 (2x), last: UCLA (12/9/17)
Minutes	41, Tufts (2/22/2014)	36, VCU (11/22/17)

WHO IS ROBINSON ...

- Tremendous long range shooter; very quick release; uses shot fake to his advantage
- With height has ability to shoot over defenders
- Continues to developing overall game and attack the basket
- With all the research done, appears to be the first DIII player to transfer to DI and receive a major scholarship. There have been several DIII transfers to U-M, but none have been given a scholarship.
- Led Williams College to the Division III national runner-up in 2013; scored 548 points as a freshman

Michigan Career

- Played in 87 career games for U-M, needs 13 to surpass 100
- Closing in on 1,000 career-points (819) -->181 to become 52nd 1,000-point Wolverine
- Ranks 10th in U-M's all-time top 10 for three-point field goals (186)
 - > Needs three (3) for ninth which is held by LaVell Blanchard (2000-03, 189)
- Helped U-M to back-to-back NCAA Tournament appearances (2016, '17), reaching the 2017 Sweet 16 -- the third appearance in last five seasons.
- Helped U-M win four games in four days and claim the 2017 Big Ten Tournament championship in Washington, D.C., following plane accident prior to arrival

Career Honors & Awards

- U-M's Sixth Man Award (2017)
- U-M's Award for Outstanding Free Throw Shooting (2016)
- Scored 1,367 career points between U-M (819) and Williams (548)


Fifth-Year Senior (2017-18)

- One of three captains, along with Muhammad-Ali Abdur-Rahkman & Moritz Wagner
- Started every game
- Leads team with 27 three-pointers (2.0 per game)
 - > Made three-plus three-pointer in four (4) games
- Scored in double figures in eight (8) games
- Had a career-best-tying four steals, twice -- UC Riverside & UCLA

DUNCAN ROBINSON | 2017-18 GAME-BY-GAME

OPPONENT	DATE	RESULT	G-S	FG	3FG	FT	O-D	RB	PF	PTS	A	TO	B	S	MIN
NORTH FLORIDA	11/11/2017	W, 86-66	1-1	7-13	4-7	3-3	3-4	7	1	21	3	1	1	2	33
CENTRAL MICHIGAN	11/13/2017	W, 72-65	1-1	3-10	2-8	2-2	0-1	1	3	10	3	2	0	0	34
SOUTHERN MISS	11/16/2017	W, 61-47	1-1	4-9	4-8	0-0	0-4	4	3	12	1	2	1	0	31
vs. LSU	11/20/2017	L, 77-75	1-1	1-4	1-3	0-0	0-1	1	3	3	0	0	0	0	28
vs. Chaminade	11/21/2017	W, 102-64	1-1	5-11	4-9	0-0	0-1	1	0	14	3	0	0	0	29
vs. VCU	11/22/2017	W, 68-60	1-1	7-13	2-8	2-2	3-2	5	1	18	0	2	1	0	36
UC RIVERSIDE	11/26/2017	W, 87-42	1-1	5-8	2-4	1-2	3-2	5	0	13	0	0	0	4	25
at 13/11 North Carolina	11/29/2017	L, 86-71	1-1	1-6	1-5	0-0	1-1	2	3	3	2	0	1	0	21
INDIANA+	12/2/2017	W, 69-55	1-1	2-10	2-9	0-0	0-3	3	4	6	2	0	0	1	24
at Ohio State+	12/4/2017	L, 71-62	1-1	1-7	1-5	0-0	0-2	2	3	3	2	0	0	0	30
-/23 UCLA	12/9/2017	W, 78-69^	1-1	1-7	0-5	0-0	0-2	2	3	2	2	1	0	4	34
at Texas	12/12/2017	W, 59-52	1-1	2-4	1-3	5-5	0-4	4	4	10	0	1	0	0	19
vs. Detroit Mercy	12/16/2017	W, 90-58	1-1	4-5	3-4	0-0	0-1	1	2	11	0	1	0	0	21
ALABAMA A&M	12/21/2017														
JACKSONVILLE	12/30/2017														
at Iowa+	1/2/2018														
ILLINOIS+	1/6/2018														
PURDUE+	1/9/2018														
at Michigan State+	1/13/2018														
MARYLAND+	1/15/2018														
at Nebraska+	1/18/2018														
RUTGERS+	1/21/2018														
at Purdue+	1/25/2018														
NORTHWESTERN+	1/29/2018														
MINNESOTA+	2/3/2018														
at Northwestern+	2/6/2018														
at Wisconsin+	2/11/2018														
IOWA+	2/14/2018														
OHIO STATE+	2/18/2018														
at Penn State+	2/21/2018														
at Maryland+	2/24/2018														
BTT First Round	2/28/2018														
BTT Second Round	3/1/2018														
BTT Quarterfinal	3/2/2018														
BTT Semifinal	3/3/2018														
BTT Championship	3/4/2018														
^ overtime															

For Complete Bio Information, please head to MGoBlue.com & Men's Basketball Page



JAARON SIMMONS



5

- > Graduate Transfer
- > Guard | 6-1 | 185
- > Dayton, Ohio | Archbishop Alter HS | Ohio University
- > Michigan School of Social Work | Masters in Social Work
- Graduated from Ohio University with a Bachelor of Specialized Studies (2017)
- > Born on April 8, 1995 in Dayton, Ohio

JAARON SIMMONS | CAREER STATISTICS

Career	G	S	Min	Avg	FG	FGA	FG%	3FG	3FGA	3FG%	FT	FTA	FT%	Off	Def	Reb	Avg	Foul	DQ	Ast	Avg	TO	Blk	Stl	Pts	Avg	W	L
2013-14 (HU)	32	1	353	11.0	20	59	.339	1	8	.125	24	34	.706	1	19	20	0.6	38	0	37	1.2	28	0	9	65	2.0	17	16
2014-15 (TR)	0	0	0	0.0	0	0	.000	0	0	.000	0	0	.000	0	0	0	0.0	0	0	0.0	0	0	0	0	0.0	10	20	
2015-16 (OU)	35	35	1276	36.5	172	370	.465	32	78	.410	166	213	.779	9	115	124	3.5	108	4	275	7.9	136	0	29	542	15.5	23	12
2016-17 (OU)	31	31	1116	36.0	176	406	.433	37	107	.346	103	142	.725	14	96	110	3.5	72	2	200	6.5	123	2	29	492	15.9	20	11
2017-18 (UM)	11	0	110	10.0	3	15	.200	2	6	.333	7	11	.636	2	4	6	0.5	9	0	17	1.5	8	0	0	15	1.4	10	3
Totals	109	67	2855	26.2	371	850	.436	72	199	.362	300	400	.750	26	234	260	2.4	227	6	529	4.9	295	2	67	1114	10.2	80	62

JAARON SIMMONS | CAREER BESTS

	CAREER	2017-18 SEASON
Points	38, Akron (2/4/2017)	5, Central Michigan (11/13/17)
Field Goals	10, 7x, last: vs. Kent State (3/10/2017)	2, Central Michigan (11/13/17)
Field Goal Attempts	24, at Kent State (2/25/2017)	4, Central Michigan (11/13/17)
3-Pt. Field Goals	5, Akron (2/4/2017)	1, Central Michigan (11/13/17)
3-Pt. Field Goal Attempts	7, Central Michigan (2/7/2017)	2, Central Michigan (11/13/17)
Free Throws	13, 3x, last: Akron (2/4/2017)	3, Detroit Mercy (12/16/17)
Free Throw Attempts	17, Florida Gulf Coast (11/14/2015)	5, Detroit Mercy (12/16/17)
Rebounds	11, Ball State (1/9/2016)	2, Central Michigan (11/13/17)
Assists	17, at Toledo (1/26/2016)	5, Southern Miss (11/16/17)
Blocks	1, 2x, last: vs. Kent State (3/10/2017)	
Steals	4, Kent State (1/6/2017)	
Minutes	45, Buffalo (2/27/2016)	19, Southern Miss (11/16/17)

WHO IS SIMMONS ...

- Graduate transfer from Ohio U
- Strong guard with experience
- Exceptional passer and strong defender
- Developing offensive game
- Continues to battle with Zavier Simpson and Eli Brooks for the point guard spot
- While with Ohio, he was a two-time All-MAC selection, setting OU's and MAC's single season assist record with 275 in 2015-16
- A native on Dayton, Ohio, began his career in Houston before transferring to Ohio

Pronunciation

First name: "JUH-ron"

Honors & Records

- All-Mid-American Conference (MAC) first team (2017), second team (2016)
- MAC All-Tournament Team (2017)
- 2x MAC East Division Player of the Week (Jan. 11, 2016 & Feb. 1, 2016)
- NABC All-District 14 first team (2017), second team (2016)
- Ranks fourth all-time at Ohio with 475 career assists
- Set Ohio's program and Mid-American Conference single season record with 275 assists (2015-16)
- Tied Ohio single game record with 17 assists at Toledo (Jan. 26, 2016)
- 37th player in Ohio history to surpass 1,000 points (1,034); scored in double figures in 53 of 66 games with 20 20-plus point games and four 30-plus

Graduate Transfer (2017-18)

- Comes off the bench as part of a three-man point guard rotation
- Played in 11 games, averaging 10.0 minutes per game

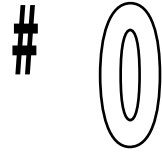
JAARON SIMMONS | 2017-18 GAME-BY-GAME

OPPONENT	DATE	RESULT	G-S	FG	3FG	FT	O-D	RB	PF	PTS	A	TO	B	S	MIN
NORTH FLORIDA	11/11/2017	W, 86-66	1-0	0-2	0-1	2-2	0-1	1	0	2	1	0	0	0	10
CENTRAL MICHIGAN	11/13/2017	W, 72-65	1-0	2-4	1-2	0-0	1-1	2	2	5	1	0	0	0	14
SOUTHERN MISS	11/16/2017	W, 61-47	1-0	0-2	0-0	2-2	0-1	1	1	2	5	2	0	0	19
vs. LSU	11/20/2017	L, 77-75	1-0	0-1	0-1	0-0	0-1	1	1	0	1	1	0	0	15
vs. Chaminade	11/21/2017	W, 102-64	1-0	0-2	0-0	0-0	0-0	1	0	0	1	0	0	0	11
vs. VCU	11/22/2017	W, 68-60	1-0	0-1	0-0	0-0	0-0	0	1	0	0	0	0	0	2
UC RIVERSIDE	11/26/2017	W, 87-42	1-0	0-0	0-0	0-0	0-0	0	0	0	2	3	0	0	7
at 13/11 North Carolina	11/29/2017	L, 86-71	1-0	1-1	1-1	0-0	0-0	0	1	3	2	1	0	0	9
INDIANA+	12/2/2017	W, 69-55	-	DNP (CD)											
at Ohio State+	12/4/2017	L, 71-62	1-0	0-0	0-0	0-1	1-0	1	1	0	3	0	0	0	7
-/23 UCLA	12/9/2017	W, 78-69^	1-0	0-0	0-0	0-1	0-0	0	0	0	1	0	0	0	4
at Texas	12/12/2017	W, 59-52	-	DNP (CD)											
vs. Detroit Mercy	12/16/2017	W, 90-58	1-0	0-2	0-1	3-5	0-0	0	1	3	1	0	0	0	12
ALABAMA A&M	12/21/2017														
JACKSONVILLE	12/30/2017														
at Iowa+	1/2/2018														
ILLINOIS+	1/6/2018														
PURDUE+	1/9/2018														
at Michigan State+	1/13/2018														
MARYLAND+	1/15/2018														
at Nebraska+	1/18/2018														
RUTGERS+	1/21/2018														
at Purdue+	1/25/2018														
NORTHWESTERN+	1/29/2018														
MINNESOTA+	2/3/2018														
at Northwestern+	2/6/2018														
at Wisconsin+	2/11/2018														
IOWA+	2/14/2018														
OHIO STATE+	2/18/2018														
at Penn State+	2/21/2018														
at Maryland+	2/24/2018														
BTT First Round	2/28/2018														
BTT Second Round	3/1/2018														
BTT Quarterfinal	3/2/2018														
BTT Semifinal	3/3/2018														
BTT Championship	3/4/2018														
^ overtime															

For Complete Bio Information, please head to MGoBlue.com & Men's Basketball Page



BRENT HIBBITTS



> **Junior**
 > **Forward | 6-8 | 210**
 > **Hudsonville, Michigan | Hudsonville High School**
 > **College of Literature, Science & the Arts | Undecided major**
 > **Born on June 13, 1996 in Hudsonville, Michigan**

BRENT HIBBITTS | CAREER STATISTICS

Career	G	S	Min	Avg	FG	FGA	FG%	3FG	3FGA	3FG%	FT	FTA	FT%	Off	Def	Reb	Avg	Foul	DQ	Ast	Avg	TO	Blk	Stl	Pts	Avg	W	L
2015-16 (RS)	0	0	0	0.0	0	0	.000	0	0	.000	0	0	.000	0	0	0	0.0	0	0	0	0.0	0	0	0	0	0.0	23	13
2016-17	10	0	22	2.2	1	2	.500	1	2	.500	0	0	.000	2	2	4	0.4	2	0	2	0.2	2	0	0	3	0.3	25	12
2017-18	4	0	12	3.0	3	5	.600	1	1	1.000	2	2	1.000	2	1	3	0.8	2	0	0	0.0	1	1	0	9	2.3	10	3
Totals	14	0	34	2.4	4	7	.571	2	3	.667	2	2	1.000	4	3	7	0.5	4	0	2	0.1	3	1	0	12	0.9	58	28

BRENT HIBBITTS | CAREER BESTS

	CAREER	2017-18 SEASON
Points	5, UC Riverside (11/26/17)	5, UC Riverside (11/26/17)
Field Goals	2, UC Riverside (11/26/17)	2, UC Riverside (11/26/17)
Field Goal Attempts	3, UC Riverside (11/26/17)	3, UC Riverside (11/26/17)
3-Pt. Field Goals	1 (2x), last: 3, UC Riverside (11/26/17)	1, UC Riverside (11/26/17)
3-Pt. Field Goal Attempts	1 (3x), last: 3, UC Riverside (11/26/17)	1, UC Riverside (11/26/17)
Free Throws	2, Chaminade (11/21/17)	2, Chaminade (11/21/17)
Free Throw Attempts	2, Chaminade (11/21/17)	2, Chaminade (11/21/17)
Rebounds	3, Md. Eastern Shore (12/1/17)	2, UC Riverside (11/26/17)
Assists	1 (2x), last: UMES (12/17/16)	
Blocks	1, UC Riverside (11/26/17)	1, UC Riverside (11/26/17)
Steals	none	
Minutes	6, Central Arkansas (12/13/16)	4 (2x), last: Detroit Mercy (12/16/17)

WHO IS HIBBITTS ...

- *Joined the team as a preferred walk-on after growing up as a lifelong Michigan fan.*
- *Chose to attend Michigan rather than take other D-I offers*
- *Redshirted his freshman season*
- *Will be a valuable member of the practice squad*
- *Continues to work on developing overall game*

Pronunciation

Last name: "HIB-its"

Michigan Career

- Valuable member of the U-M scout/practice team
- Helped U-M win four games in four days and claim the 2017 Big Ten Tournament championship in Washington, D.C., following plane accident prior to arrival
- Helped U-M to back-to-back NCAA Tournament appearances (2016, '17), reaching the 2017 Sweet 16 -- the third appearance in last five seasons.

Honors and Awards

- Academic All-Big Ten (2017)
- U-M Academic Achievement Award (2017)


Junior (2017-18)

- Played in closing minutes against Chaminade at Maui Invitational
- Played in final four minutes against UC Riverside, scoring a career-best five points, draining a three-pointer and driving layup; added two rebounds and a block
- Played in one minute at North Carolina scoring on an offensive tapback


BRENT HIBBITTS | 2017-18 GAME-BY-GAME

OPPONENT	DATE	RESULT	G-S	FG	3FG	FT	O-D	RB	PF	PTS	A	TO	B	S	MIN
NORTH FLORIDA	11/11/2017	W, 86-66	-	DNP (CD)											
CENTRAL MICHIGAN	11/13/2017	W, 72-65	-	DNP (CD)											
SOUTHERN MISS	11/16/2017	W, 61-47	-	DNP (CD)											
vs. LSU	11/20/2017	L, 77-75	-	DNP (CD)											
vs. Chaminade	11/21/2017	W, 102-64	1-0	0-0	0-0	2-2	0-0	0	0	2	0	0	0	0	3
vs. VCU	11/22/2017	W, 68-60	-	DNP (CD)											
UC RIVERSIDE	11/26/2017	W, 87-42	1-0	2-3	1-1	0-0	1-1	2	1	5	0	0	1	0	4
at 13/11 North Carolina	11/29/2017	L, 86-71	1-0	1-1	0-0	0-0	1-0	1	1	2	0	0	0	0	1
INDIANA+	12/2/2017	W, 69-55	-	DNP (CD)											
at Ohio State+	12/4/2017	L, 71-62	-	DNP (CD)											
-23 UCLA	12/9/2017	W, 78-69^	-	DNP (CD)											
at Texas	12/12/2017	W, 59-52	-	DNP (DNP)											
vs. Detroit Mercy	12/16/2017	W, 90-58	1-0	0-1	0-0	0-0	0-0	0	0	0	0	1	0	0	4
ALABAMA A&M	12/21/2017														
JACKSONVILLE	12/30/2017														
at Iowa+	1/2/2018														
ILLINOIS+	1/6/2018														
PURDUE+	1/9/2018														
at Michigan State+	1/13/2018														
MARYLAND+	1/15/2018														
at Nebraska+	1/18/2018														
RUTGERS+	1/21/2018														
at Purdue+	1/25/2018														
NORTHWESTERN+	1/29/2018														
MINNESOTA+	2/3/2018														
at Northwestern+	2/6/2018														
at Wisconsin+	2/11/2018														
IOWA+	2/14/2018														
OHIO STATE+	2/18/2018														
at Penn State+	2/21/2018														
at Maryland+	2/24/2018														
BTT First Round	2/28/2018														
BTT Second Round	3/1/2018														
BTT Quarterfinal	3/2/2018														
BTT Semifinal	3/3/2018														
BTT Championship	3/4/2018														
^ overtime															

For Complete Bio Information, please head to MGoBlue.com & Men's Basketball Page



CHARLES MATTHEWS



> **Junior**
 > **Guard | 6-6 | 220**
 > **Chicago, Illinois | St. Rita High School | Kentucky**
 > **College of Literature, Science & the Arts | Undecided major**
 > **Born on November 15, 1996, in Chicago, Illinois**

CHARLES MATTHEWS | CAREER STATISTICS

Career	G	S	Min	Avg	FG	FGA	FG%	3FG	3FGA	3FG%	FT	FTA	FT%	Off	Def	Reb	Avg	Foul	DQ	Ast	Avg	TO	Blk	Stl	Pts	Avg	W	L
2015-16 (KY)	36	3	370	10.3	23	52	.442	1	4	.250	14	34	.412	32	27	59	1.6	33	0	13	0.4	19	6	15	61	1.7	27	9
2016-17 (TR)	0	0	0	0.0	0	0	.000	0	0	.000	0	0	.000	0	0	0	0.0	0	0	0.0	0	0	0	0	0.0	25	12	
2017-18	13	13	381	29.3	76	142	.535	14	38	.368	27	54	.500	19	49	68	5.2	28	0	41	3.2	24	8	12	193	14.8	10	3
U-M Totals	13	13	381	29.3	76	142	.535	14	38	.368	27	54	.500	19	49	68	5.2	28	0	41	3.2	24	8	12	193	14.8	35	15
Totals	49	16	751	15.3	99	194	.510	15	42	.357	41	88	.466	51	76	127	2.6	61	0	54	1.1	43	14	27	254	5.2	62	24

CHARLES MATTHEWS | CAREER BESTS

	CAREER	2017-18 SEASON
Points	28, vs. LSU (11/20/17)	28, vs. LSU (11/20/17)
Field Goals	10, vs. LSU (11/20/17)	10, vs. LSU (11/20/17)
Field Goal Attempts	19, North Florida (11/11/17)	19, North Florida (11/11/17)
3-Pt. Field Goals	2 (2x), last: at North Carolina (11/29/17)	2 (3x), last: UCLA (12/9/17)
3-Pt. Field Goal Attempts	6, Central Michigan (11/13/17)	6, Central Michigan (11/13/17)
Free Throws	7, vs. LSU (11/20/17)	7, vs. LSU (11/20/17)
Free Throw Attempts	10 (2x), last: UCLA (12/9/17)	10 (2x), last: UCLA (12/9/17)
Rebounds	10, vs. Chaminade (11/21/17)	10, vs. Chaminade (11/21/17)
Assists	12, UC Riverside (11/26/17)	12, UC Riverside (11/26/17)
Blocks	3, vs. Chaminade (11/21/17)	3, vs. Chaminade (11/21/17)
Steals	2 (7x), last: Detroit Mercy (12/16/17)	2 (4x), last: Detroit Mercy (12/16/17)
Minutes	37, Central Michigan (11/13/17)	37, Central Michigan (11/13/17)

WHO IS MATTHEWS ...

- Extremely athletic player with strong vertical leap
- Strong defender
- Possesses ability and has creativity getting to the basket as well as possessing a nice mid-range game
- Playing in his first true minutes since high school
- Continues to develop long range shot and free throws
- Added more than 25 pounds with Strength Coach Jon Sanderson and his "Camp Sanderson" program
- Sat out last season after transferring from Kentucky

Michigan Career


- Member of U-M's team, but did not play, which won four games in four days and claim the 2017 Big Ten Tournament championship in Washington, D.C., following plane accident prior to arrival
- Transferred to Michigan from Kentucky after playing 36 games in 2015-16
- Playing in first true minutes since high school

Junior (2017-18)

- Started every game this season
- Scored in double figures in 10 games, averaging 14.8 point per game
 - > Posted five 20-plus point games, with a career-best 28 against LSU
- Recorded two double-doubles
 - > 28 points, career-best 10 rebounds vs LSU
 - > 22 points, career-best 12 assists against UC Riverside
- Shooting 53.5 percent from field
 - > 59.6 percent on two-point field goals (62-for-104)
- Second with 5.2 rebounds per game
 - > Posted seven-plus boards in last three games
- Second with 41 assists (3.1 apg)

CHARLES MATTHEWS | 2017-18 GAME-BY-GAME

OPPONENT	DATE	RESULT	G-S	FG	3FG	FT	O-D	RB	PF	PTS	A	TO	B	S	MIN
NORTH FLORIDA	11/11/2017	W, 86-66	1-1	9-19	1-3	1-4	3-1	4	2	20	3	2	1	2	31
CENTRAL MICHIGAN	11/13/2017	W, 72-65	1-1	6-12	1-6	0-0	1-2	3	1	13	2	1	1	1	37
SOUTHERN MISS	11/16/2017	W, 61-47	1-1	2-4	1-3	1-2	0-3	3	2	6	2	2	0	1	27
vs. LSU	11/20/2017	L, 77-75	1-1	10-17	1-2	7-10	6-2	8	3	28	3	2	0	0	33
vs. Chaminade	11/21/2017	W, 102-64	1-1	8-8	2-2	3-4	2-8	10	2	22	4	2	3	2	29
vs. VCU	11/22/2017	W, 68-60	1-1	4-9	0-2	3-8	0-6	6	2	11	3	1	1	0	33
UC RIVERSIDE	11/26/2017	W, 87-42	1-1	7-12	1-2	2-3	0-4	4	0	17	12	1	0	2	25
at 13/11 North Carolina	11/29/2017	L, 86-71	1-1	5-10	2-4	0-0	0-1	1	3	12	3	4	1	1	28
INDIANA+	12/2/2017	W, 69-55	1-1	3-5	1-3	1-2	2-1	3	2	8	1	1	0	0	19
at Ohio State+	12/4/2017	L, 71-62	1-1	2-9	0-3	0-0	1-2	3	3	4	3	2	0	0	32
-/23 UCLA	12/9/2017	W, 78-69 [^]	1-1	8-11	2-3	2-10	1-7	8	3	20	3	4	0	1	31
at Texas	12/12/2017	W, 59-52	1-1	4-10	1-2	3-5	3-5	8	3	12	2	1	0	0	32
vs. Detroit Mercy	12/16/2017	W, 90-58	1-1	8-16	1-3	3-5	0-7	7	2	20	0	1	1	2	24
ALABAMA A&M	12/21/2017														
JACKSONVILLE	12/30/2017														
at Iowa+	1/2/2018														
ILLINOIS+	1/6/2018														
PURDUE+	1/9/2018														
at Michigan State+	1/13/2018														
MARYLAND+	1/15/2018														
at Nebraska+	1/18/2018														
RUTGERS+	1/21/2018														
at Purdue+	1/25/2018														
NORTHWESTERN+	1/29/2018														
MINNESOTA+	2/3/2018														
at Northwestern+	2/6/2018														
at Wisconsin+	2/11/2018														
IOWA+	2/14/2018														
OHIO STATE+	2/18/2018														
at Penn State+	2/21/2018														
at Maryland+	2/24/2018														
BTT First Round	2/28/2018														
BTT Second Round	3/1/2018														
BTT Quarterfinal	3/2/2018														
BTT Semifinal	3/3/2018														
BTT Championship	3/4/2018														
^ overtime															



MORITZ WAGNER (MOE)

M

13

> Junior

> Forward | 6-11 | 245

> Berlin, Germany | Alba Berlin

> College of Literature, Science and Arts | Undecided major

> Born on April 26, 1997 in Berlin, Germany

MORITZ WAGNER | CAREER STATISTICS

Career	G	S	Min	Avg	FG	FGA	FG%	3FG	3FGA	3FG%	FT	FTA	FT%	Off	Def	Reb	Avg	Foul	DQ	Ast	Avg	TO	Blk	Stl	Pts	Avg	W	L
2015-16	30	0	258	8.6	37	61	.607	2	12	.167	10	18	.556	20	28	48	1.6	47	0	4	0.1	16	6	6	86	2.9	23	13
2016-17	38	38	908	23.9	168	300	.560	45	114	.395	77	106	.726	51	107	158	4.2	102	4	20	0.5	55	14	39	458	12.1	26	12
2017-18	12	12	330	27.5	74	133	.556	18	47	.383	21	32	.656	18	73	91	7.6	29	0	11	0.9	17	4	14	187	15.6	10	3
Totals	80	50	1496	18.7	279	494	.565	65	173	.376	108	156	.692	89	208	297	3.7	178	4	35	0.4	88	24	59	731	9.1	59	28

MORITZ WAGNER | CAREER BESTS

	CAREER	2017-18 SEASON
Points	26, vs. Louisville (3/19/17)	24, vs. LSU (11/20/17)
Field Goals	11, vs. Louisville (3/19/17)	10, UCLA (12/9/17)
Field Goal Attempts	17, North Florida (11/11/17)	17, North Florida (11/11/17)
3-Pt. Field Goals	4 (3x) last: UC Riverside (11/26/17)	4, UC Riverside (11/26/17)
3-Pt. Field Goal Attempts	8, Purdue (2/25/17)	7, vs. LSU (11/20/17)
Free Throws	7, Nebraska (1/14/17)	4, Southern Miss (11/16/17)
Free Throw Attempts	8, Nebraska (1/14/17)	5, vs. LSU (11/20/17)
Rebounds	12, North Florida (11/11/17)	12, North Florida (11/11/17)
Assists	3 (3x) last: Indiana (12/2/17)	3 (2x) last: Indiana (12/2/17)
Blocks	4, Tulsa (3/16/16)	3, Indiana (12/2/17)
Steals	5, vs. Illinois (3/9/17)	3, vs. LSU (11/20/17)
Minutes	35 (2x) last: UCLA (12/9/17)	35 (2x) last: UCLA (12/9/17)

WHO IS WAGNER ...

- Provides emotional energy on the court
- Great basketball instincts and creativity
- Possesses inside/outside game; strong first step to get to basket however has long-range ability
- Developing and concentrating on rebounding more this season
- Added more than 30 pounds with Strength Coach Jon Sanderson and his "Camp Sanderson" program
- Tested the NBA Draft in 2017, however, elected to come back; participated in the NBA Draft Combine in Chicago

Pronunciation

First name: "MORE-rhet'z" -- prefers just Moe
Last name: "VOG-ner"

Michigan Career

- Played in 80 career games for U-M, needs 20 for 100
- Closing in on 1,000 career-points (731) -- needs 269 to become 52nd Wolverine to surpass the mark
- Helped U-M to back-to-back NCAA Tournament appearances (2016, '17), reaching the 2017 Sweet 16 -- the third appearance in last five seasons.
- Helped U-M win four games in four days and claim the 2017 Big Ten Tournament championship in Washington, D.C., following plane accident prior to arrival

2017-18 Honors and Awards

- All-Big Ten honorable mention (2017, B1G Coaches & media)
- Preseason All-Big Ten Team (2017-18)
- Academic All-Big Ten (2017)
- U-M Academic Achievement Award (2017)
- U-M's Rudy Tomjanovich Most Improved Player (2017)
- U-M's Morgan/Bodnar Award for Academic Achievement (2017)
- 2017-18 Preseason Watch Lists:
 - > Wooden Award for National Player of the Year
 - > Naismith Award for National Player of the Year
 - > Karl Malone Award for Power Forward of the Year

Junior (2017-18)

- One of three captains, along with Muhammad-Ali Abdur-Rahkman & Duncan Robinson
- Scored in double figures in 12 games (15.6 ppg)
 - > Posted four 20-plus point games with a season-best 24 vs. LSU
- Leads Wolverines with 7.6 rebounds per game
 - > Posted three 10-plus rebound games
 - > Posted six 9-plus rebounding games
 - > Grabbed a career-best 12 against North Florida
- Recorded three double-doubles
 - > 18 points, career-best 12 rebounds against North Florida
 - > 10 points, 11 rebounds against Central Michigan
 - > 21 points, 10 rebounds against UC Riverside
- Tied a career-best with three assists -- at North Carolina & Indiana.

MORITZ WAGNER | 2017-18 GAME-BY-GAME

OPPONENT	DATE	RESULT	G-S	FG	3FG	FT	O-D	RB	PF	PTS	A	TO	B	S	MIN
NORTH FLORIDA	11/11/2017	W, 86-66	1-1	8-17	0-3	2-3	4-8	12	3	18	0	2	0	1	30
CENTRAL MICHIGAN	11/13/2017	W, 72-65	1-1	3-9	1-5	3-4	1-10	11	2	10	1	1	0	0	29
SOUTHERN MISS	11/16/2017	W, 61-47	1-1	4-8	0-2	4-4	1-5	6	1	12	0	1	0	0	24
vs. LSU	11/20/2017	L, 77-75	1-1	9-14	3-7	3-5	2-5	7	3	24	0	1	0	3	32
vs. Chaminade	11/21/2017	W, 102-64	1-1	4-6	1-2	1-2	0-5	5	2	10	1	0	0	0	20
vs. VCU	11/22/2017	W, 68-60	1-1	5-10	1-3	1-1	2-7	9	4	12	0	2	0	2	24
UC RIVERSIDE	11/26/2017	W, 87-42	1-1	7-9	4-5	3-4	1-9	10	0	21	1	2	0	0	22
at 13/11 North Carolina	11/29/2017	L, 86-71	1-1	9-13	1-3	1-2	2-7	9	1	20	3	1	1	2	34
INDIANA+	12/2/2017	W, 69-55	1-1	6-10	0-2	1-2	1-6	7	4	13	3	2	3	1	28
at Ohio State+	12/4/2017	L, 71-62	1-1	5-13	2-5	2-2	3-6	9	4	14	0	3	0	2	31
-/23 UCLA	12/9/2017	W, 78-69 ^A	1-1	10-16	3-5	0-3	1-2	3	4	23	2	0	0	2	35
at Texas	12/12/2017	W, 59-52	1-1	4-8	2-5	0-0	0-3	3	1	10	0	2	0	1	21
vs. Detroit Mercy	12/16/2017	W, 90-58	-	-	-	-	-	-	-	-	-	-	-	-	-
ALABAMA A&M	12/21/2017														
JACKSONVILLE	12/30/2017														
at Iowa+	1/2/2018														
ILLINOIS+	1/6/2018														
PURDUE+	1/9/2018														
at Michigan State+	1/13/2018														
MARYLAND+	1/15/2018														
at Nebraska+	1/18/2018														
RUTGERS+	1/21/2018														
at Purdue+	1/25/2018														
NORTHWESTERN+	1/29/2018														
MINNESOTA+	2/3/2018														
at Northwestern+	2/6/2018														
at Wisconsin+	2/11/2018														
IOWA+	2/14/2018														
OHIO STATE+	2/18/2018														
at Penn State+	2/21/2018														
at Maryland+	2/24/2018														
BTT First Round	2/28/2018														
BTT Second Round	3/1/2018														
BTT Quarterfinal	3/2/2018														
BTT Semifinal	3/3/2018														
BTT Championship	3/4/2018														
^ overtime															



AUSTIN DAVIS

> **Sophomore**
 > **Forward | 6-10 | 245**
 > **Onsted, Michigan | Onsted Community High School**
 > **College of Literature, Science & the Arts | Undecided major**
 > **Born on July 8, 1998, in Adrian, Michigan**



51

AUSTIN DAVIS | CAREER STATISTICS

Career	G	S	Min	Avg	FG	FGA	FG%	3FG	3FGA	3FG%	FT	FTA	FT%	Off	Def	Reb	Avg	Foul	DQ	Ast	Avg	TO	Blk	Stl	Pts	Avg	W	L
2016-17 (RS)	0	0	0	0.0	0	0	.000	0	0	.000	0	0	.000	0	0	0	0.0	0	0	0	0.0	0	0	0	0.0	26	12	
2017-18	6	26	19	3.2	5	8	.625	0	0	.000	1	2	.500	4	7	11	1.8	9	1	0	0.0	2	4	0	11	1.8	10	3
Totals	6	26	19	3.2	5	8	.625	0	0	.000	1	2	.500	4	7	11	1.8	9	1	0	0.0	2	4	0	11	1.8	36	15

AUSTIN DAVIS | CAREER BESTS

	CAREER	2017-18 SEASON
Points	4, vs. Chaminade (11/21/17)	4, vs. Chaminade (11/21/17)
Field Goals	2, vs. Chaminade (11/21/17)	2, vs. Chaminade (11/21/17)
Field Goal Attempts	3, vs. Chaminade (11/21/17)	3, vs. Chaminade (11/21/17)
3-Pt. Field Goals		
3-Pt. Field Goal Attempts		
Free Throws	1, North Florida (11/11/17)	1, North Florida (11/11/17)
Free Throw Attempts	2, North Florida (11/11/17)	2, North Florida (11/11/17)
Rebounds	5, vs. Chaminade (11/21/17)	5, vs. Chaminade (11/21/17)
Assists		
Blocks	2, at North Carolina (11/29/17)	2, at North Carolina (11/29/17)
Steals		
Minutes	7 (2x), last: UC Riverside (11/26/17)	7 (2x), last: UC Riverside (11/26/17)

WHO IS DAVIS ...

- Redshirted his freshman season (2016-17)
- Reshaped his body with Strength Coach Jon Sanderson and his "Camp Sanderson" program
- Grew up in nearby Onsted, Michigan, in Lenawee County, which has a population of less than 1,000
- Is the 14th player from Lenawee County to play Division I basketball
- Grew seven inches since the eighth grade, has 7-2 wing span and wears a size 18 shoe
- Avid outdoorsman and hunter
- Nickname is "Big Country" but assistant Saddi Washington is trying to change that to "Bull"

Michigan Career

- Member of U-M's team, but did not play, which won four games in four days and claim the 2017 Big Ten Tournament championship in Washington, D.C., following plane accident prior to arrival
- Redshirted his freshman season and was a valuable member of the scout team in practice


Sophomore (2017-18)

- Has come off the bench in five games
- Made collegiate debut off the bench against North Florida, making the first of his two free throw attempts before grabbing a rebound and putback giving him three points
- Grabbed a career-best five rebounds vs. Chaminade in Maui Invitational
- Grabbed four more rebounds against UC Riverside

AUSTIN DAVIS | 2017-18 GAME-BY-GAME

OPPONENT	DATE	RESULT	G-S	FG	3FG	FT	O-D	RB	PF	PTS	A	TO	B	S	MIN
NORTH FLORIDA	11/11/2017	W, 86-66	1-0	1-1	0-0	1-2	1-0	1	0	3	0	0	0	0	2
CENTRAL MICHIGAN	11/13/2017	W, 72-65	-	-	-	-	-	-	-	-	-	-	-	-	-
SOUTHERN MISS	11/16/2017	W, 61-47	1-0	0-0	0-0	0-0	0-0	0	0	0	0	0	0	0	1
vs. LSU	11/20/2017	L, 77-75	-	-	-	-	-	-	-	-	-	-	-	-	-
vs. Chaminade	11/21/2017	W, 102-64	1-0	2-3	0-0	0-0	3-2	5	2	4	0	0	0	0	7
vs. VCU	11/22/2017	W, 68-60	-	-	-	-	-	-	-	-	-	-	-	-	-
UC RIVERSIDE	11/26/2017	W, 87-42	1-0	0-1	0-0	0-0	0-4	4	2	0	0	1	1	0	7
at 13/11 North Carolina	11/29/2017	L, 86-71	1-0	0-0	0-0	0-0	0-1	1	0	0	0	0	0	2	2
INDIANA+	12/2/2017	W, 69-55	-	-	-	-	-	-	-	-	-	-	-	-	-
at Ohio State+	12/4/2017	L, 71-62	-	-	-	-	-	-	-	-	-	-	-	-	-
-/23 UCLA	12/9/2017	W, 78-69^	-	-	-	-	-	-	-	-	-	-	-	-	-
at Texas	12/12/2017	W, 59-52	--	--	--	--	--	--	--	--	--	--	--	--	--
vs. Detroit Mercy	12/16/2017														
ALABAMA A&M	12/21/2017														
JACKSONVILLE	12/30/2017														
at Iowa+	1/2/2018														
ILLINOIS+	1/6/2018														
PURDUE+	1/9/2018														
at Michigan State+	1/13/2018														
MARYLAND+	1/15/2018														
at Nebraska+	1/18/2018														
RUTGERS+	1/21/2018														
at Purdue+	1/25/2018														
NORTHWESTERN+	1/29/2018														
MINNESOTA+	2/3/2018														
at Northwestern+	2/6/2018														
at Wisconsin+	2/11/2018														
IOWA+	2/14/2018														
OHIO STATE+	2/18/2018														
at Penn State+	2/21/2018														
at Maryland+	2/24/2018														
BTT First Round	2/28/2018														
BTT Second Round	3/1/2018														
BTT Quarterfinal	3/2/2018														
BTT Semifinal	3/3/2018														
BTT Championship	3/4/2018														
^ overtime															

For Complete Bio Information, please head to MGoBlue.com & Men's Basketball Page



ZAVIER SIMPSON



> **Sophomore**
 > **Guard | 6-0 | 185**
 > **Lima, Ohio | Lima Senior High School**
 > **College of Literature, Science & the Arts | Undecided major**
 > **Born on February 11, 1997, in Lima, Ohio**

ZAVIER SIMPSON | CAREER STATISTICS

Career	G	S	Min	Avg	FG	FGA	FG%	3FG	3FGA	3FG%	FT	FTA	FT%	Off	Def	Reb	Avg	Foul	DQ	Ast	Avg	TO	Blk	Stl	Pts	Avg	W	L
2016-17	38	0	332	8.7	16	43	.372	5	19	.263	22	31	.710	4	20	24	0.6	47	0	37	1.0	19	2	20	59	1.6	26	12
2017-18	13	4	240	18.5	25	45	.556	9	19	.474	6	11	.545	3	21	24	1.8	12	0	34	2.6	13	0	19	65	5.0	10	3
Totals	51	4	572	27.2	41	88	.466	14	38	.368	28	42	.667	7	41	48	2.5	59	0	71	1.4	32	2	39	124	2.4	36	15

ZAVIER SIMPSON | CAREER BESTS

	CAREER	2017-18 SEASON
Points	15, UCLA (12/9/17)	15, UCLA (12/9/17)
Field Goals	6, UCLA (12/9/17)	6, UCLA (12/9/17)
Field Goal Attempts	9, UCLA (12/9/17)	9, UCLA (12/9/17)
3-Pt. Field Goals	2 (3x), last: Detroit Mercy (12/16/17)	2 (3x), last: Detroit Mercy (12/16/17)
3-Pt. Field Goal Attempts	3, Central Michigan (11/13/17)	3, Central Michigan (11/13/17)
Free Throws	4, Central Arkansas (12/13/16)	2 (3x), last: at Ohio State (12/4/17)
Free Throw Attempts	4 (2x), last: Indiana (1/26/17)	3, at Ohio State (12/4/17)
Rebounds	5, Detroit Mercy (12/16/17)	5, Detroit Mercy (12/16/17)
Assists	9, North Florida (11/11/17)	9, North Florida (11/11/17)
Blocks	1 (2x) last; at Northwestern (3/1/17)	
Steals	4, UCLA (12/9/17)	4, UCLA (12/9/17)
Minutes	27, Central Michigan (11/13/17)	27, Central Michigan (11/13/17)

WHO IS SIMPSON ...

- *Exceptional passer and strong defender*
- *Developing offensive game*
- *Continues to battle with Jaaron Simmons and Eli Brooks for the point guard spot*
- *Extremely confident individual with a strong voice during practice and games*
- *Played at Lima Senior High School under father, Quincey*
- *Ohio's 2016 Mr. Basketball; led Lima Catholic Central to 2014 OHSAA DIII title before transferring to Lima Senior guiding it to the 2016 OHSAA DI runner-up title*
- *Second Ohio Mr. Basketball after former Wolverine and National Player of the Year recipient Trey Burke earned the honor in 2011*

Pronunciation

Birth name is properly spelled with a "Z," however uses the nickname "X"

Michigan Career

- Helped U-M win four games in four days and claim the 2017 Big Ten Tournament championship in Washington, D.C., following plane accident prior to arrival
- Helped U-M 2017 NCAA Tournament appearances, reaching the Sweet 16 -- the third appearance in last five seasons.

Honors and Awards

- U-M's Steve Grote Hustle Award (2017)

Sophomore (2017-18)

- Played in every game this season
 - > Started first four games of season before giving way to Eli Brooks
 - > Developing into U-M's Sixth Man and Defensive Specialist
- Posted four double-figure scoring games this season
 - > 15 vs. UCLA, 13 Central Michigan, 12 vs. Detroit Mercy and 11 at Ohio State
- Third on Wolverines with 34 assists (2.6 apg)
 - > Dished a career-best nine (9) assists against North Florida -- season opener
 - > Four (4) games with four-plus assists
- Leads U-M with 19 steals (1.46 spg)
 - > Stole a career-best four (4) steals against UCLA
 - > Five (5) games with two-plus steals

ZAVIER SIMPSON | 2017-18 GAME-BY-GAME

OPPONENT	DATE	RESULT	G-S	FG	3FG	FT	O-D	RB	PF	PTS	A	TO	B	S	MIN
NORTH FLORIDA	11/11/2017	W, 86-66	1-1	1-2	1-2	0-0	0-3	3	1	3	9	2	0	2	18
CENTRAL MICHIGAN	11/13/2017	W, 72-65	1-1	5-7	2-3	1-2	0-2	2	1	13	3	0	0	2	27
SOUTHERN MISS	11/16/2017	W, 61-47	1-1	0-1	0-1	0-0	0-0	0	1	0	1	1	0	1	22
vs. LSU	11/20/2017	L, 77-75	1-1	0-0	0-0	0-0	0-0	0	4	0	2	2	0	0	10
vs. Chaminade	11/21/2017	W, 102-64	1-0	1-2	0-1	0-0	0-1	1	0	2	4	0	0	2	11
vs. VCU	11/22/2017	W, 68-60	1-0	0-1	0-1	2-2	1-0	1	2	2	2	2	0	1	19
UC RIVERSIDE	11/26/2017	W, 87-42	1-0	0-1	0-1	0-0	0-2	2	0	0	0	0	0	1	13
at 13/11 North Carolina	11/29/2017	L, 86-71	1-0	1-2	1-2	0-0	0-1	1	0	3	0	2	0	1	13
INDIANA+	12/2/2017	W, 69-55	1-0	0-2	0-1	0-2	0-0	0	0	0	1	0	0	0	18
at Ohio State+	12/4/2017	L, 71-62	1-0	4-5	1-1	2-3	1-3	4	0	11	1	1	0	0	20
-/23 UCLA	12/9/2017	W, 78-69 [^]	1-0	6-9	2-2	1-2	0-2	2	1	15	0	2	0	4	24
at Texas	12/12/2017	W, 59-52	1-0	2-6	0-2	0-0	0-3	3	2	4	4	1	0	1	26
vs. Detroit Mercy	12/16/2017	W, 90-58	1-0	5-7	2-2	0-0	1-4	5	0	12	7	0	0	3	19
ALABAMA A&M	12/21/2017														
JACKSONVILLE	12/30/2017														
at Iowa+	1/2/2018														
ILLINOIS+	1/6/2018														
PURDUE+	1/9/2018														
at Michigan State+	1/13/2018														
MARYLAND+	1/15/2018														
at Nebraska+	1/18/2018														
RUTGERS+	1/21/2018														
at Purdue+	1/25/2018														
NORTHWESTERN+	1/29/2018														
MINNESOTA+	2/3/2018														
at Northwestern+	2/6/2018														
at Wisconsin+	2/11/2018														
IOWA+	2/14/2018														
OHIO STATE+	2/18/2018														
at Penn State+	2/21/2018														
at Maryland+	2/24/2018														
BTT First Round	2/28/2018														
BTT Second Round	3/1/2018														
BTT Quarterfinal	3/2/2018														
BTT Semifinal	3/3/2018														
BTT Championship	3/4/2018														
^ overtime															

For Complete Bio Information, please head to MGoBlue.com & Men's Basketball Page



JON TESKE

- > **Sophomore**
- > **Center | 7-1 | 255**
- > **Medina, Ohio | Medina High School**
- > **College of Literature, Science & the Arts | Undecided major**
- > **Born on May 4, 1997, in Indianapolis, Indiana**



15

JON TESKE | CAREER STATISTICS

Career	G	S	Min	Avg	FG	FGA	FG%	3FG	3FGA	3FG%	FT	FTA	FT%	Off	Def	Reb	Avg	Foul	DQ	Ast	Avg	TO	Blk	Stl	Pts	Avg	W	L
2016-17	20	0	61	3.1	1	7	.143	0	1	.000	3	6	.500	7	5	12	0.6	10	0	2	0.1	1	7	3	5	0.3	26	12
2017-18	13	1	162	12.5	22	38	.579	0	1	.000	14	24	.583	20	27	47	3.6	17	0	3	0.2	5	9	10	58	4.5	10	3
Totals	33	1	223	15.5	23	45	.511	0	2	.000	17	30	.567	27	32	59	4.2	27	0	5	0.2	6	16	13	63	1.9	36	15

JON TESKE | CAREER BESTS

	CAREER	2017-18 SEASON
Points	15, Detroit Mercy (12/16/17)	15, Detroit Mercy (12/16/17)
Field Goals	6, Detroit Mercy (12/16/17)	6, Detroit Mercy (12/16/17)
Field Goal Attempts	12, Detroit Mercy (12/16/17)	12, Detroit Mercy (12/16/17)
3-Pt. Field Goals	none	
3-Pt. Field Goal Attempts	1, vs. SMU (11/18/16)	
Free Throws	4, Central Michigan (11/13/17)	4, Central Michigan (11/13/17)
Free Throw Attempts	5, VCU (11/22/17)	5, VCU (11/22/17)
Rebounds	11, Southern Miss (11/16/17)	11, Southern Miss (11/16/17)
Assists	2, at Illinois (1/11/17)	1, North Florida (11/11/17)
Blocks	2 (3x), last: at Texas (12/12/17)	2 (3x), last: at Texas (12/12/17)
Steals	2 (2x), last: Detroit Mercy (12/16/17)	2 (2x), last: Detroit Mercy (12/16/17)
Minutes	28, Detroit Mercy (12/16/17)	28, Detroit Mercy (12/16/17)

WHO IS TEKSE ...

- Gaining confidence with each passing day, will see minutes off the bench, spelling Moe Wagner
- Defined as Michigan's only "true" center at 7-1
- First seven-footer since Ben Cronin (7-0; 2008-10), whose career was cut short due to injuries
- Continues to develop inside game, but has ability to knock down the long range bucket
- Avid fan of Cleveland sports -- especially Indians and Cavaliers
- Finalist for Ohio's 2016 Mr. Basketball, which eventually went to U-M teammate, Xavier Simpson

Pronunciation

Last name: "tes-key"

Michigan Career

- Helped U-M win four games in four days and claim the 2017 Big Ten Tournament championship in Washington, D.C., following plane accident prior to arrival
- Helped U-M 2017 NCAA Tournament appearances, reaching the Sweet 16 -- the third appearance in last five seasons.


Sophomore (2017-18)

- Played in every game; spelling Moritz Wagner
 - > Started first career game vs. Detroit Mercy after Wagner was out due to injury
- Recorded two double-doubles
 - > 10 points, 11 rebounds against Southern Miss
 - > 15 points, 10 rebounds vs. Detroit Mercy
- Shooting a team-best 57.9 percent from the field -- 22-for-38
- Averaged 3.6 rebounds per game
 - > Has two (2) 10-plus rebound games; career-best 11 boards vs. Southern Miss
- Intimidating presence down-low
 - > Surpassed his entire freshman season with nine (9) blocks

JON TESKE | 2017-18 GAME-BY-GAME

OPPONENT	DATE	RESULT	G-S	FG	3FG	FT	O-D	RB	PF	PTS	A	TO	B	S	MIN
NORTH FLORIDA	11/11/2017	W, 86-66	1-0	1-1	0-0	0-0	0-2	2	1	2	1	0	0	0	7
CENTRAL MICHIGAN	11/13/2017	W, 72-65	1-0	0-0	0-0	4-4	0-1	1	1	4	0	0	2	1	10
SOUTHERN MISS	11/16/2017	W, 61-47	1-0	5-5	0-0	0-1	5-6	11	2	10	0	0	0	0	15
vs. LSU	11/20/2017	L, 77-75	1-0	0-0	0-0	0-0	1-0	1	1	0	1	0	1	1	8
vs. Chaminade	11/21/2017	W, 102-64	1-0	3-3	0-0	0-3	1-3	4	1	6	0	0	1	0	14
vs. VCU	11/22/2017	W, 68-60	1-0	3-4	0-0	2-5	1-3	4	1	8	0	1	2	1	16
UC RIVERSIDE	11/26/2017	W, 87-42	1-0	0-2	0-1	0-0	1-1	2	2	0	0	0	1	2	11
at 13/11 North Carolina	11/29/2017	L, 86-71	1-0	0-2	0-0	2-4	0-1	1	0	2	0	0	0	1	4
INDIANA+	12/2/2017	W, 69-55	1-0	2-3	0-0	2-2	0-3	3	3	6	0	1	0	1	12
at Ohio State+	12/4/2017	L, 71-62	1-0	1-2	0-0	1-1	2-1	3	2	3	0	1	0	0	9
-/23 UCLA	12/9/2017	W, 78-69	1-0	1-1	0-0	0-0	2-0	2	2	2	0	0	0	0	10
at Texas	12/12/2017	W, 59-52	1-0	0-3	0-0	0-0	1-2	3	1	0	0	2	2	1	18
vs. Detroit Mercy	12/16/2017	W, 90-58	1-1	6-12	0-0	3-4	6-4	10	0	15	1	0	0	2	28
ALABAMA A&M	12/21/2017														
JACKSONVILLE	12/30/2017														
at Iowa+	1/2/2018														
ILLINOIS+	1/6/2018														
PURDUE+	1/9/2018														
at Michigan State+	1/13/2018														
MARYLAND+	1/15/2018														
at Nebraska+	1/18/2018														
RUTGERS+	1/21/2018														
at Purdue+	1/25/2018														
NORTHWESTERN+	1/29/2018														
MINNESOTA+	2/3/2018														
at Northwestern+	2/6/2018														
at Wisconsin+	2/11/2018														
IOWA+	2/14/2018														
OHIO STATE+	2/18/2018														
at Penn State+	2/21/2018														
at Maryland+	2/24/2018														
BTT First Round	2/28/2018														
BTT Second Round	3/1/2018														
BTT Quarterfinal	3/2/2018														
BTT Semifinal	3/3/2018														
BTT Championship	3/4/2018														
^ overtime															

For Complete Bio Information, please head to MGoBlue.com & Men's Basketball Page



IBI WATSON

- > **Sophomore**
- > **Guard/Forward | 6-5 | 200**
- > **Pickerington, Ohio | Central High School**
- > **College of Literature, Science & the Arts | undecided major**
- > **Born on January 6, 1998, in Atlanta, Georgia**



23

IBI WATSON | CAREER STATISTICS

Career	G	S	Min	Avg	FG	FGA	FG%	3FG	3FGA	3FG%	FT	FTA	FT%	Off	Def	Reb	Avg	Foul	DQ	Ast	Avg	TO	Blk	Stl	Pts	Avg	W	L
2016-17	19	0	83	4.4	10	29	.345	1	18	.056	3	4	.750	0	8	8	0.4	5	0	1	0.1	3	0	2	24	1.3	26	12
2017-18	12	0	79	6.6	14	28	.500	6	17	.353	3	5	.600	4	5	9	0.8	4	0	7	0.6	4	1	5	37	3.1	10	3
Totals	31	0	162	11.0	24	57	.421	7	35	.200	6	9	.667	4	13	17	1.2	9	0	8	0.3	7	1	7	61	2.0	36	15

IBI WATSON | CAREER BESTS

	CAREER	2017-18 SEASON
Points	7 (2x), last: Detroit Mercy (12/16/17)	7 (2x), last: Detroit Mercy (12/16/17)
Field Goals	3, at North Carolina (11/29/17)	3, at North Carolina (11/29/17)
Field Goal Attempts	7, at North Carolina (11/29/17)	7, at North Carolina (11/29/17)
3-Pt. Field Goals	2, Detroit Mercy (12/16/17)	2, Detroit Mercy (12/16/17)
3-Pt. Field Goal Attempts	4 (2x), last: at North Carolina (11/29/17)	4, at North Carolina (11/29/17)
Free Throws	2 (2x), last: VCU (11/22/17)	2, VCU (11/22/17)
Free Throw Attempts	2 (5x), last: Detroit Mercy (12/16/17)	2 (3x), last: Detroit Mercy (12/16/17)
Rebounds	3, at Nebraska (3/5/17)	2 (3x), last: Detroit Mercy (12/16/17)
Assists	2 (2x), last: Detroit Mercy (12/16/17)	2 (2x), last: Detroit Mercy (12/16/17)
Blocks	1, Southern Miss (11/16/17)	1, Southern Miss (11/16/17)
Steals	2, Detroit Mercy (12/16/17)	2, Detroit Mercy (12/16/17)
Minutes	13, Southern Miss (11/16/17)	13, Southern Miss (11/16/17)

WHO IS WATSON ...

- Athletic player with strong vertical
- Tremendous shooter
- Continues to develop inside game and ability to get to the basket
- Hails from Pickerington, Ohio, the hometown of former Wolverine and current Brooklyn Net Caris LeVert
- Played AAU on All-Ohio Red, along with Nick Ward (Michigan State) and Kaleb Wesson (Ohio State)

Pronunciation

First name: "IB-ee"

Michigan Career

- Helped U-M win four games in four days and claim the 2017 Big Ten Tournament championship in Washington, D.C., following plane accident prior to arrival
- Helped U-M 2017 NCAA Tournament appearances, reaching the Sweet 16 -- the third appearance in last five seasons.


Sophomore (2017-18)

- Come off the bench in 12 games
- Nearly surpassed every statistical category this season
 - > Scored a career-best seven (7) points, twice at North Carolina, vs. Detroit Mercy

IBI WATSON | 2017-18 GAME-BY-GAME


OPPONENT	DATE	RESULT	G-S	FG	3FG	FT	O-D	RB	PF	PTS	A	TO	B	S	MIN
NORTH FLORIDA	11/11/2017	W, 86-66	1-0	2-4	1-3	0-0	0-1	1	0	5	1	0	0	1	9
CENTRAL MICHIGAN	11/13/2017	W, 72-65	1-0	0-0	0-0	0-0	0-0	0	0	0	0	0	0	0	3
SOUTHERN MISS	11/16/2017	W, 61-47	1-0	2-4	1-2	0-0	1-1	2	0	5	0	0	1	1	13
vs. LSU	11/20/2017	L, 77-75	1-0	1-4	0-2	0-0	0-0	0	3	2	0	0	0	0	8
vs. Chaminade	11/21/2017	W, 102-64	1-0	1-1	0-0	0-0	0-0	0	0	2	2	1	0	1	4
vs. VCU	11/22/2017	W, 68-60	1-0	0-0	0-0	2-2	0-0	0	0	2	0	1	0	0	3
UC RIVERSIDE	11/26/2017	W, 87-42	1-0	2-3	0-1	0-0	1-1	2	0	4	1	0	0	0	7
at 13/11 North Carolina	11/29/2017	L, 86-71	1-0	3-7	1-4	0-1	1-1	2	0	7	0	0	0	0	12
INDIANA+	12/2/2017	W, 69-55	1-0	0-0	0-0	0-0	0-0	0	0	0	0	1	0	0	3
at Ohio State+	12/4/2017	L, 71-62	1-0	1-2	1-2	0-0	0-0	0	0	3	0	0	0	0	3
-/23 UCLA	12/9/2017	W, 78-69	-	-	-	-	-	-	-	-	-	-	-	-	(CD)
at Texas	12/12/2017	W, 59-52	1-0	0-0	0-0	0-0	0-0	0	0	0	1	0	0	0	4
vs. Detroit Mercy	12/16/2017	W, 90-58	1-0	2-3	2-3	1-2	1-1	2	1	7	2	1	0	2	10
ALABAMA A&M	12/21/2017														
JACKSONVILLE	12/30/2017														
at Iowa+	1/2/2018														
ILLINOIS+	1/6/2018														
PURDUE+	1/9/2018														
at Michigan State+	1/13/2018														
MARYLAND+	1/15/2018														
at Nebraska+	1/18/2018														
RUTGERS+	1/21/2018														
at Purdue+	1/25/2018														
NORTHWESTERN+	1/29/2018														
MINNESOTA+	2/3/2018														
at Northwestern+	2/6/2018														
at Wisconsin+	2/11/2018														
IOWA+	2/14/2018														
OHIO STATE+	2/18/2018														
at Penn State+	2/21/2018														
at Maryland+	2/24/2018														
BTT First Round	2/28/2018														
BTT Second Round	3/1/2018														
BTT Quarterfinal	3/2/2018														
BTT Semifinal	3/3/2018														
BTT Championship	3/4/2018														
^ overtime															

For Complete Bio Information, please head to MGoBlue.com & Men's Basketball Page



ELI BROOKS

> **Freshman**
 > **Guard | 6-0 | 170**
 > **Spring Grove, Pennsylvania | Spring Grove Senior High School**
 > **College of Literature, Science & the Arts | undecided major**
 > **Born on October 14, 1998 in Sumter, South Carolina**



ELI BROOKS | CAREER STATISTICS

Career	G	S	Min	Avg	FG	FGA	FG%	3FG	3FGA	3FG%	FT	FTA	FT%	Off	Def	Reb	Avg	Foul	DQ	Ast	Avg	TO	Blk	Stl	Pts	Avg	W	L
2017-18	13	9	201	15.5	17	48	.354	10	32	.313	8	12	.667	4	15	19	1.5	9	0	21	1.6	8	3	7	52	4.0	10	3
Totals	13	9	201	15.5	17	48	.354	10	32	.313	8	12	.667	4	15	19	1.5	9	0	21	1.6	8	3	7	52	4.0	10	3

ELI BROOKS | CAREER BESTS

	CAREER	2017-18 SEASON
Points	8 (2x), last: at Ohio State (12/4/17)	8 (2x), last: at Ohio State (12/4/17)
Field Goals	3 (2x), last: at Ohio State (12/4/17)	3 (2x), last: at Ohio State (12/4/17)
Field Goal Attempts	6, UC Riverside (11/26/17)	6, UC Riverside (11/26/17)
3-Pt. Field Goals	2 (2x), last: at Ohio State (12/4/17)	2 (2x), last: at Ohio State (12/4/17)
3-Pt. Field Goal Attempts	5, vs. Chaminade (11/21/17)	5, vs. Chaminade (11/21/17)
Free Throws	2 (2x), last: UCLA (12/9/17)	2 (2x), last: UCLA (12/9/17)
Free Throw Attempts	2 (5x), last: Detroit Mercy (12/16/17)	2 (5x), last: Detroit Mercy (12/16/17)
Rebounds	4, UC Riverside (11/26/17)	4, UC Riverside (11/26/17)
Assists	6, Indiana (12/2/17)	6, Indiana (12/2/17)
Blocks	1 (3x), last: Detroit Mercy (12/16/17)	1 (3x), last: Detroit Mercy (12/16/17)
Steals	2, Indiana (12/2/17)	2, Indiana (12/2/17)
Minutes	23, VCU (11/22/17)	23, VCU (11/22/17)

WHO IS BROOKS ...

- Will look to battle with Jaaron Simmons and Xavier Simpson for the point guard spot
- Skilled shooter, especially from long range
- Strong basketball IQ and has shown ability to pick up Beilein & U-M's system quickly
- Played for father, James, at Spring Grove HS, helping the team reach the State Class 4A playoffs for first time ever in 2016
- Became sixth male player to score of 2,000 career points in York-Adams Interscholastic Athletic Association history

Freshman (2017-18)

- Played in every games at the point guard
 - > Moved into starting point guard role at the Maui Invitational
 - > Started eight (8) games
- Scored a career-best eight (8) points, twice -- UC Riverside & at Ohio State
- Grabbed 17 rebounds (1.4 rpg) and dished 19 assists (1.6 apg)
 - > Grabbed a career-best four rebounds against UC Riverside
 - > Dished a career-best six assists (no turnovers) against Indiana
- Nine (9) of his 16 field goals have come via the three-pointer


Prep Career

- Played four years of varsity basketball at Spring Grove under coach, and father, James Brooks
- Pennsylvania Interscholastic Athletic Association (PIAA) Class 5A first team (2017); Class 4A second team (2016)
- York-Adams Interscholastic Athletic Association (YAIAA) first team (2015, '16, '17)
- Scored 2,426 career points -- Spring Grove's all-time record and the second-most points for boys in York County history
- Scored 2,000th point of his high school career on a three-pointer at Red Lion (Jan. 24, 2017), becoming the sixth boy and 13th player overall in YAIAA history to reach the lofty milestone
- As a senior (2016-17), averaged 29.7 points, 12.0 rebounds and 4.0 assists with 89 three-pointers while adding 67 steals (2.2 spg) and 53 blocks (1.7 bpg)
- Led Spring Grove to a 22-8 record, a third-place finish in PIAA Class 5A District 3 playoff and first-ever appearance in the PIAA 5A state tournament advancing to the quarterfinal

ELI BROOKS | 2017-18 GAME-BY-GAME

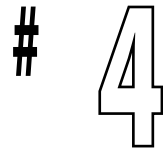
OPPONENT	DATE	RESULT	G-S	FG	3FG	FT	O-D	RB	PF	PTS	A	TO	B	S	MIN
NORTH FLORIDA	11/11/2017	W, 86-66	1-0	1-4	0-3	0-0	0-0	0	0	2	0	1	0	1	14
CENTRAL MICHIGAN	11/13/2017	W, 72-65	1-0	0-0	0-0	0-0	0-0	0	1	0	0	0	0	0	3
SOUTHERN MISS	11/16/2017	W, 61-47	1-0	0-0	0-0	0-0	0-0	0	0	0	0	0	0	0	3
vs. LSU	11/20/2017	L, 77-75	1-0	1-4	1-2	1-2	1-1	2	1	4	1	1	0	0	17
vs. Chaminade	11/21/2017	W, 102-64	1-1	1-5	1-5	2-2	0-2	2	1	5	2	1	1	1	21
vs. VCU	11/22/2017	W, 68-60	1-1	2-4	0-1	1-2	0-1	1	1	5	1	0	0	0	23
UC RIVERSIDE	11/26/2017	W, 87-42	1-1	3-6	2-4	0-0	2-2	4	0	8	2	1	1	0	18
at 13/11 North Carolina	11/29/2017	L, 86-71	1-1	1-5	1-4	1-2	1-2	3	0	4	2	1	0	1	18
INDIANA+	12/2/2017	W, 69-55	1-1	2-4	1-2	0-0	0-1	1	0	5	6	0	0	2	22
at Ohio State+	12/4/2017	L, 71-62	1-1	3-5	2-4	0-0	0-1	1	8	1	1	0	1	1	13
-/23 UCLA	12/9/2017	W, 78-69*	1-1	2-5	1-3	2-2	0-0	0	2	7	3	1	0	1	21
at Texas	12/12/2017	W, 59-52	1-1	0-2	0-1	0-0	0-3	3	0	0	1	0	0	0	14
vs. Detroit Mercy	12/16/2017	W, 90-58	1-1	1-4	1-3	1-2	0-2	2	2	4	2	1	1	0	14
ALABAMA A&M	12/21/2017														
JACKSONVILLE	12/30/2017														
at Iowa+	1/2/2018														
ILLINOIS+	1/6/2018														
PURDUE+	1/9/2018														
at Michigan State+	1/13/2018														
MARYLAND+	1/15/2018														
at Nebraska+	1/18/2018														
RUTGERS+	1/21/2018														
at Purdue+	1/25/2018														
NORTHWESTERN+	1/29/2018														
MINNESOTA+	2/3/2018														
at Northwestern+	2/6/2018														
at Wisconsin+	2/11/2018														
IOWA+	2/14/2018														
OHIO STATE+	2/18/2018														
at Penn State+	2/21/2018														
at Maryland+	2/24/2018														
BTT First Round	2/28/2018														
BTT Second Round	3/1/2018														
BTT Quarterfinal	3/2/2018														
BTT Semifinal	3/3/2018														
BTT Championship	3/4/2018														
^ overtime															

For Complete Bio Information, please head to MGoBlue.com & Men's Basketball Page



ISAIAH LIVERS

> Freshman
 > Forward | 6-7 | 230
 > Kalamazoo, Michigan | Kalamazoo Central High School
 > College of Literature, Science & the Arts | undecided major
 > Born on July 28, 1998 in Kalamazoo, Michigan



ISAIAH LIVERS | CAREER STATISTICS

Career	G	S	Min	Avg	FG	FGA	FG%	3FG	3FGA	3FG%	FT	FTA	FT%	Off	Def	Reb	Avg	Foul	DQ	Ast	Avg	TO	Blk	Stl	Pts	Avg	W	L
2017-18	13	0	153	11.8	15	37	.405	4	17	.235	0	0	.000	16	18	34	2.6	14	0	7	0.5	9	5	4	34	2.6	10	3
Totals	13	0	153	11.8	15	37	.405	4	17	.235	0	0	.000	16	18	34	2.6	14	0	7	0.5	9	5	4	34	2.6	10	3

ISAIAH LIVERS | CAREER BESTS

	CAREER	2017-18 SEASON
Points	9, at North Carolina (11/29/17)	9, at North Carolina (11/29/17)
Field Goals	4, at North Carolina (11/29/17)	4, at North Carolina (11/29/17)
Field Goal Attempts	7, at North Carolina (11/29/17)	7, at North Carolina (11/29/17)
3-Pt. Field Goals	2, vs. Chaminade (11/21/17)	2, vs. Chaminade (11/21/17)
3-Pt. Field Goal Attempts	2 (6x), last: at Texas (12/12/17)	2 (6x), last: at Texas (12/12/17)
Free Throws		
Free Throw Attempts		
Rebounds	7, UCLA (12/9/17)	7, UCLA (12/9/17)
Assists	3, Detroit Mercy (12/16/17)	3, Detroit Mercy (12/16/17)
Blocks	2, Detroit Mercy (12/16/17)	2, Detroit Mercy (12/16/17)
Steals	1 (3x), last: at North Carolina (11/29/17)	1 (3x), last: at North Carolina (11/29/17)
Minutes	22, at Texas (12/12/17)	22, at Texas (12/12/17)

WHO IS LIVERS ...

- Constantly looking to learn as much as he can to improve his game
- Learning under Duncan Robinson as U-M's 4-man
- Developing rebounder
- Skilled shooter, with long range ability
- Michigan's 2017 Mr. Basketball, who averaged a double-double per game as a junior and senior.
- First Michigan player to receive Mr. Basketball honor since Manny Harris in 2007

Freshman (2017-18)

- Played in every game off the bench; spelling Duncan Robinson
- Shooting 40.5 percent from the field
 - > Been balancing his three-point shooting with ability to rise up and dunk
- Learning to crash down low and rebounds, averages 2.6 per game
 - > Grabbed three-plus rebounds in six of last seven games
 - > Grabbed as career-best seven board against UCLA
 - > Splits boards --> 16 offensive, 18 defensive
- Recorded his best game to date with nine (9) points and five (5) rebounds at North Carolina in Big Ten/ACC Challenge


Prep Career

- Michigan's Hal Schram Mr. Basketball (2017)
- Associated Press Class A All-state first team (2017), honorable mention (2016)
- Detroit News Dream Team (2017), Class A All-State third team (2016)
- Detroit Free Press Dream Team and captain (2017), Class A All-State second team (2016)
- Basketball Coaches Association of Michigan (BCAM) Academic All-State (2016, '17)
- Rated No. 73 in ESPN's Top 100 for Class of 2017
- Helped Central to a 72-14 record and reach the Class A Regional 1 championship three times in four years
- Led Central to four straight Class A District 1 championship teams (2014, '15, '16, '17)
- Led Central to three straight Southwestern Michigan Athletic Conference (SMAC) East championships (2015, '16, '17), going 38-0 over the last three seasons (15-0, 2017; 13-0, 2016; 10-0, 2015)
- As a senior (2016-17), averaged 18.0 points, 14.0 rebounds, 4.0 assists, 2.5 blocks and 1.5 steals per game; guided Central to a Class A state quarterfinal berth in 2017, its deepest run in the tournament since 2011
- As a junior (2015-16), averaged 14.0 points, 10.4 rebounds and 2.3 blocks

ISAIAH LIVERS | 2017-18 GAME-BY-GAME

OPPONENT	DATE	RESULT	G-S	FG	3FG	FT	O-D	RB	PF	PTS	A	TO	B	S	MIN
NORTH FLORIDA	11/11/2017	W, 86-66	1-0	1-2	1-1	0-0	0-0	0	1	3	2	1	0	1	10
CENTRAL MICHIGAN	11/13/2017	W, 72-65	1-0	0-2	0-1	0-0	2-0	2	0	0	0	0	0	0	6
SOUTHERN MISS	11/16/2017	W, 61-47	1-0	0-0	0-0	0-0	0-0	0	0	0	0	0	0	1	8
vs. LSU	11/20/2017	L, 77-75	1-0	1-2	0-1	0-0	1-1	2	0	2	0	0	0	1	12
vs. Chaminade	11/21/2017	W, 102-64	1-0	3-3	2-2	0-0	0-1	1	1	8	0	1	1	0	11
vs. VCU	11/22/2017	W, 68-60	1-0	0-0	0-0	0-0	0-1	1	0	0	0	1	0	0	4
UC RIVERSIDE	11/26/2017	W, 87-42	1-0	3-6	0-2	0-0	1-2	3	1	6	0	1	1	0	11
at 13/11 North Carolina	11/29/2017	L, 86-71	1-0	4-7	1-2	0-0	3-2	5	3	9	1	0	0	1	18
INDIANA+	12/2/2017	W, 69-55	1-0	2-4	0-2	0-0	1-0	1	1	4	0	2	0	0	10
at Ohio State+	12/4/2017	L, 71-62	1-0	0-1	0-1	0-0	1-2	3	0	0	0	0	0	1	10
-/23 UCLA	12/9/2017	W, 78-69^	1-0	0-2	0-2	0-0	1-6	7	2	0	1	0	0	0	11
at Texas	12/12/2017	W, 59-52	1-0	1-5	0-2	0-0	1-2	3	3	2	0	1	0	0	22
vs. Detroit Mercy	12/16/2017	W, 90-58	1-0	0-3	0-1	0-0	5-1	6	2	0	3	2	2	0	20
ALABAMA A&M	12/21/2017														
JACKSONVILLE	12/30/2017														
at Iowa+	1/2/2018														
ILLINOIS+	1/6/2018														
PURDUE+	1/9/2018														
at Michigan State+	1/13/2018														
MARYLAND+	1/15/2018														
at Nebraska+	1/18/2018														
RUTGERS+	1/21/2018														
at Purdue+	1/25/2018														
NORTHWESTERN+	1/29/2018														
MINNESOTA+	2/3/2018														
at Northwestern+	2/6/2018														
at Wisconsin+	2/11/2018														
IOWA+	2/14/2018														
OHIO STATE+	2/18/2018														
at Penn State+	2/21/2018														
at Maryland+	2/24/2018														
BTT First Round	2/28/2018														
BTT Second Round	3/1/2018														
BTT Quarterfinal	3/2/2018														
BTT Semifinal	3/3/2018														
BTT Championship	3/4/2018														
^ overtime															

For Complete Bio Information, please head to MGoBlue.com & Men's Basketball Page



JORDAN POOLE



2

- > Freshman
- > Guard | 6-4 | 190
- > Milwaukee, Wisconsin | La Lumiere School (La Porte, Indiana)
- > College of Literature, Science & the Arts | undecided major
- > Born on June 19, 1999 in Milwaukee, Wisconsin

JORDAN POOLE | CAREER STATISTICS

Career	G	S	Min	Avg	FG	FGA	FG%	3FG	3FGA	3FG%	FT	FTA	FT%	Off	Def	Reb	Avg	Foul	DQ	Ast	Avg	TO	Blk	Stl	Pts	Avg	W	L
2017-18	11	0	105	9.5	25	53	.472	13	34	.382	5	10	.500	0	8	8	0.7	7	0	2	0.2	7	2	4	68	6.2	10	3
Totals	11	0	105	9.5	25	53	.472	13	34	.382	5	10	.500	0	8	8	0.7	7	0	2	0.2	7	2	4	68	6.2	10	3

JORDAN POOLE | CAREER BESTS

	CAREER	2017-18 SEASON
Points	19, Indiana (12/2/17)	19, Indiana (12/2/17)
Field Goals	7, Indiana (12/2/17)	7, Indiana (12/2/17)
Field Goal Attempts	12, Indiana (12/2/17)	12, Indiana (12/2/17)
3-Pt. Field Goals	5, Indiana (12/2/17)	5, Indiana (12/2/17)
3-Pt. Field Goal Attempts	10, Indiana (12/2/17)	10, Indiana (12/2/17)
Free Throws	2, vs. Chaminade (11/21/17)	2, vs. Chaminade (11/21/17)
Free Throw Attempts	3, at Ohio State (12/4/17)	3, at Ohio State (12/4/17)
Rebounds	3, Indiana (12/2/17)	3, Indiana (12/2/17)
Assists	1 (2x), last: Detroit Mercy (12/16/17)	1 (2x), last: Detroit Mercy (12/16/17)
Blocks	1 (2x), last: at North Carolina (11/29/17)	1 (2x), last: at North Carolina (11/29/17)
Steals	1 (4x), last: Detroit Mercy (12/16/17)	1 (4x), last: Detroit Mercy (12/16/17)
Minutes	27, Indiana (12/2/17)	27, Indiana (12/2/17)

WHO IS POOLE ...

- Played three seasons under legendary coach Jim Gosz ("goz") before transferring to La Lumiere School in LaPorte, Indiana where he helped the Lakers win the HS national championship
- Charismatic individual, known for bench celebrations and easy going demeanor off the court
- Athletic wing, who can score in multiple ways
- Skilled shooter
- Continues to work with Strength Coach Jon Sanderson to develop his strength

Freshman (2017-18)

- Played in 11 games off the bench
- Averaging 6.2 points
 - > Scored in double figures in four games
 - > Recorded a career-best 19 points in first career BigTen game against Indiana; knocked down a career-best five three pointers

Prep Career

- Wisconsin Basketball Coaches Association (WBCA) Division 1 All-State (2016)
- Wisconsin Associated Press All-State, honorable mention (2016)
- Rated No. 49 in ESPN's Top 100 for Class of 2017
- Played final season at La Lumiere School under Shane Heirman, finishing 29-1 and helping the Lakers to the 2017 Dick's High School Boy's National Championship
- Scored 13 points (3-for-7 3FG) in a 70-52 victory over Monteverde (Fla.) Academy in championship game and in 18 games with La Lumiere averaged 13.9 points per game while shooting 89.7 percent from the free-throw line
- Played three seasons at Milwaukee King High School under legendary coach Jim Gosz, posting a 61-11 record
- Three-year varsity player who scored 940 career points -- 400 (2016, 18.2 ppg), 361 (2015, 14.4 ppg) and 179 (2014, 7.8 ppg) and made 150 three-pointers -- 48 (2016), 64 (2015) and 38 (2014)
- Led King to back-to-back Milwaukee City Basketball championships (2014, '15); going 22-1 over the two season span -- 12-0 (2015) and 10-1 (2014)
- Led King to two WIAA Regional championships (2014, '15), one WIAA sectional title in 2014 following win over Racine Case (87-78) and one trip to 2014 WIAA Division 1 semifinal -- lost to Germantown (77-60)
- Played AAU with Wisconsin Playground Elite under Duane "Ike" Wilson

JORDAN POOLE | 2017-18 GAME-BY-GAME

OPPONENT	DATE	RESULT	G-S	FG	3FG	FT	O-D	RB	PF	PTS	A	TO	B	S	MIN
NORTH FLORIDA	11/11/2017	W, 86-66	1-0	1-1	0-0	0-0	0-0	0	1	2	0	1	0	1	3
CENTRAL MICHIGAN	11/13/2017	W, 72-65	-	-	-	-	-	-	-	-	-	-	-	-	-
SOUTHERN MISS	11/16/2017	W, 61-47	-	-	-	-	-	-	-	-	-	-	-	-	-
vs. LSU	11/20/2017	L, 77-75	1-0	0-0	0-0	0-0	0-0	0	0	0	0	0	0	0	1
vs. Chaminade	11/21/2017	W, 102-64	1-0	3-5	2-3	2-2	0-1	1	1	10	1	2	0	1	9
vs. VCU	11/22/2017	W, 68-60	1-0	0-0	0-0	0-0	0-0	0	0	0	0	0	0	0	0+
UC RIVERSIDE	11/26/2017	W, 87-42	1-0	4-9	3-6	0-1	0-0	0	0	11	0	1	0	1	11
at 13/11 North Carolina	11/29/2017	L, 86-71	1-0	1-6	1-5	1-2	0-0	0	1	4	0	0	1	1	12
INDIANA+	12/2/2017	W, 69-55	1-0	7-12	5-10	0-0	0-3	3	0	19	0	2	0	0	27
at Ohio State+	12/4/2017	L, 71-62	1-0	2-5	0-3	1-3	0-0	0	1	5	0	0	0	0	8
-/23 UCLA	12/9/2017	W, 78-69^	1-0	0-3	0-3	1-2	0-1	1	0	1	0	1	0	0	11
at Texas	12/12/2017	W, 59-52	1-0	2-2	0-0	0-0	0-1	1	0	4	0	0	0	0	8
vs. Detroit Mercy	12/16/2017	W, 90-58	1-0	5-10	2-4	0-0	0-2	2	3	12	1	1	0	1	15
ALABAMA A&M	12/21/2017														
JACKSONVILLE	12/30/2017														
at Iowa+	1/2/2018														
ILLINOIS+	1/6/2018														
PURDUE+	1/9/2018														
at Michigan State+	1/13/2018														
MARYLAND+	1/15/2018														
at Nebraska+	1/18/2018														
RUTGERS+	1/21/2018														
at Purdue+	1/25/2018														
NORTHWESTERN+	1/29/2018														
MINNESOTA+	2/3/2018														
at Northwestern+	2/6/2018														
at Wisconsin+	2/11/2018														
IOWA+	2/14/2018														
OHIO STATE+	2/18/2018														
at Penn State+	2/21/2018														
at Maryland+	2/24/2018														
BTT First Round	2/28/2018														
BTT Second Round	3/1/2018														
BTT Quarterfinal	3/2/2018														
BTT Semifinal	3/3/2018														
BTT Championship	3/4/2018														
^ overtime															

For Complete Bio Information, please head to MGoBlue.com & Men's Basketball Page



NAJI OZEIR

- > Freshman
- > Forward | 6-7 | 225
- > Novi, Michigan | Novi High School/Salisbury School (Connecticut)
- > College of Literature, Science & the Arts | undecided major
- > Born on July 6, 1998 in Pontiac, Michigan



NAJI OZEIR | CAREER STATISTICS

Career	G	S	Min	Avg	FG	FGA	FG%	3FG	3FGA	3FG%	FT	FTA	FT%	Off	Def	Reb	Avg	Foul	DQ	Ast	Avg	TO	Blk	Stl	Pts	Avg	W	L
2017-18	1	0	4	4.0	0	1	.000	0	0	.000	0	0	.000	0	0	0	0.0	0	0	0	0.0	0	0	0	0	0.0	10	3
Totals	1	0	4	4.0	0	1	.000	0	0	.000	0	0	.000	0	0	0	0.0	0	0	0	0.0	0	0	0	0.0	10	3	

NAJI OZEIR | CAREER BESTS

	CAREER	2017-18 SEASON
Points		
Field Goals		
Field Goal Attempts	1, UC Riverside (11/26/17)	1, UC Riverside (11/26/17)
3-Pt. Field Goals		
3-Pt. Field Goal Attempts		
Free Throws		
Free Throw Attempts		
Rebounds		
Assists		
Blocks		
Steals		
Minutes	4, UC Riverside (11/26/17)	4, UC Riverside (11/26/17)

WHO IS OZEIR ...

- Joined the team as a preferred walk-on
- Will be a valuable member of the practice squad
- Played prep basketball at Novi High School before playing a postgraduate year at Salisbury School
- Continues to work on developing overall game
- Has the ability to score inside and shoot from long range.
- Played internationally with the Lebanon U17 & U18 national teams

Pronunciation

First name: "nah-gee"
Last name: "Oh-zeer"

Freshman (2017-18)

- Joined the team as a preferred walk-on
- Played in first collegiate game in the final four minutes against UC Riverside

Prep Career

- After graduating from Novi HS in 2016, played postgraduate year at Salisbury School [Conn.] under Harlan Dodson; averaged 18.9 points and 8.0 rebounds per game, shooting 56 percent from the field
- Played four years of varsity basketball at Novi under Brandon Sinawi
- As a senior (2015-16), averaged 12.7 points and 8.0 rebounds per game, named team captain and helped Novi (14-10) to the Class A District 18 championship over Northville (59-49) before getting eliminated by Walled Lake Central (72-61) in the Regional 5 semifinal
- As a junior (2014-15), averaged 15.7 points and 9.0 rebounds per game, earning Kensington Lake Central All-Conference first team honors
- As a sophomore (2013-14), broke his ankle during the fall-league preseason, however, returned for the varsity season and became a starter by the sixth game and as a freshman (2012-13), averaged 10 minutes per game off the bench


International Play

- Earned back-to-back silver medals as the starting forward on Lebanon's National U17 Team (2015; 5-2) and U18 Team (2016; 6-1) at the Arab National Cup held in Alexandria, Egypt
- Starting forward on Lebanon's National U18 Team at the 2016 Asian Championships held in Tehran, Iran
- Helped Lebanon to 5-3 record and fourth-place finish in the 10-team field, averaging 8.0 points and 7.4 rebounds; posted his tournament-best 17 points against India going 7-for-8 from the field while adding 10 rebounds while adding his tournament-best 14 rebounds (7 offensive, 7 defensive) against South Korea

NAJI OZEIR | 2017-18 GAME-BY-GAME

OPPONENT	DATE	RESULT	G-S	FG	3FG	FT	O-D	RB	PF	PTS	A	TO	B	S	MIN
NORTH FLORIDA	11/11/2017	W, 86-66	-	DNP (CD)											
CENTRAL MICHIGAN	11/13/2017	W, 72-65	-	DNP (CD)											
SOUTHERN MISS	11/16/2017	W, 61-47	-	DNP (CD)											
vs. LSU	11/20/2017	L, 77-75	-	DNP (CD)											
vs. Chaminade	11/21/2017	W, 102-64	-	DNP (CD)											
vs. VCU	11/22/2017	W, 68-60	-	DNP (CD)											
UC RIVERSIDE	11/26/2017	W, 87-42	1-0	0-1	0-0	0-0	0-0	0	0	0	0	0	0	0	4
at 13/11 North Carolina	11/29/2017	L, 86-71	-	DNP (CD)											
INDIANA+	12/2/2017	W, 69-55	-	DNP (CD)											
at Ohio State+	12/4/2017	L, 71-62	-	DNP (CD)											
-/23 UCLA	12/9/2017	W, 78-69 [^]	-	DNP (CD)											
at Texas	12/12/2017	W, 59-52	-	DNP (CD)											
vs. Detroit Mercy	12/16/2017	W, 90-58	-	DNP (CD)											
ALABAMA A&M	12/21/2017														
JACKSONVILLE	12/30/2017														
at Iowa+	1/2/2018														
ILLINOIS+	1/6/2018														
PURDUE+	1/9/2018														
at Michigan State+	1/13/2018														
MARYLAND+	1/15/2018														
at Nebraska+	1/18/2018														
RUTGERS+	1/21/2018														
at Purdue+	1/25/2018														
NORTHWESTERN+	1/29/2018														
MINNESOTA+	2/3/2018														
at Northwestern+	2/6/2018														
at Wisconsin+	2/11/2018														
IOWA+	2/14/2018														
OHIO STATE+	2/18/2018														
at Penn State+	2/21/2018														
at Maryland+	2/24/2018														
BTT First Round	2/28/2018														
BTT Second Round	3/1/2018														
BTT Quarterfinal	3/2/2018														
BTT Semifinal	3/3/2018														
BTT Championship	3/4/2018														
[^] overtime															

For Complete Bio Information, please head to MGoBlue.com & Men's Basketball Page



LUKE WILSON

- > Freshman
- > Guard | 6-0 | 165
- > Boulder, Colorado | Boulder High School
- > School of Kinesiology | undecided major
- > Born on June 24, 1999 in Denver, Colorado



11

LUKE WILSON | CAREER STATISTICS

Career	G	S	Min	Avg	FG	FGA	FG%	3FG	3FGA	3FG%	FT	FTA	FT%	Off	Def	Reb	Avg	Foul	DQ	Ast	Avg	TO	Blk	Stl	Pts	Avg	W	L
2017-18	1	0	0	4.0	0	0	.000	0	0	.000	0	1	.000	0	0	0	0.0	0	0	0	0.0	0	0	0	0	0.0	10	3
Totals	1	0	0	4.0	0	0	.000	0	0	.000	0	1	.000	0	0	0	0.0	0	0	0	0.0	0	0	0	0.0	10	3	

LUKE WILSON | CAREER BESTS

	CAREER	2017-18 SEASON
Points	-	-
Field Goals	-	-
Field Goal Attempts	-	-
3-Pt. Field Goals	-	-
3-Pt. Field Goal Attempts	-	-
Free Throws	-	-
Free Throw Attempts	1, UC Riverside (11/26/17)	1, UC Riverside (11/26/17)
Rebounds	-	-
Assists	-	-
Blocks	-	-
Steals	-	-
Minutes	4, UC Riverside (11/26/17)	4, UC Riverside (11/26/17)

WHO IS WILSON ...

- Joined the team as a preferred walk-on after growing up as a lifelong Michigan fan.
- Known for creating bench celebrations after big plays or charges drawn for the Wolverines
- Will be a valuable member of the practice squad
- Continues to work on developing overall game
- Left-handed
- Brother, Zach, graduated from Michigan in 2015 with a major in economics

Freshman (2017-18)

- Joined the team as a preferred walk-on
- Played in first collegiate game in the final four minutes against UC Riverside

Prep Career

- Played two seasons of varsity basketball at Boulder High School under Jack Clarke
- 2x Front Range League All-Conference first team (2016, '17)
- All-Region first team (2017) and 2x Team Captain (2016, '17)
- Ranked fifth in the nation in free throw percentage shooting 91.8% (169-for-184) during 2017 season
- As a senior (2016-17), averaged 19.2 points, 3.0 rebounds and 3.8 assists per game -- second leading scorer in 5A Front Range and led Boulder to a 15-10 record, a runner-up finish 5A Front Range Conference (9-3) as well as a Sweet 16 appearance in the 2017 CHSAA State Playoffs
- As a junior (2015-16), averaged 12.0 points, 1.3 rebounds and 1.1 assists per game and led Boulder to an 18-7 record and the 5A Front Range league title (11-1) as well as a Sweet 16 appearance in the 2016 CHSAA State Playoffs
- Scored in double figures in 37 of 50 games over two seasons with 16 games of 20-plus pints including two 30-plus point games; scored a career-best 38 points vs. Rocky Mountain (Jan. 20, 2017), going 8-for-14 from the field and 22-for-23 from the free throw line
- Played AAU for Colorado Titans under Rick Jimenez for five years

LUKE WILSON | 2017-18 GAME-BY-GAME

OPPONENT	DATE	RESULT	G-S	FG	3FG	FT	O-D	RB	PF	PTS	A	TO	B	S	MIN
NORTH FLORIDA	11/11/2017	W, 86-66	-	DNP (CD)											
CENTRAL MICHIGAN	11/13/2017	W, 72-65	-	DNP (CD)											
SOUTHERN MISS	11/16/2017	W, 61-47	-	DNP (CD)											
vs. LSU	11/20/2017	L, 77-75	-	DNP (CD)											
vs. Chaminade	11/21/2017	W, 102-64	-	DNP (CD)											
vs. VCU	11/22/2017	W, 68-60	-	DNP (CD)											
UC RIVERSIDE	11/26/2017	W, 87-42	1-0	0-0	0-0	0-1	0-0	0	0	0	0	0	0	0	4
at 13/11 North Carolina	11/29/2017	L, 86-71	-	DNP (CD)											
INDIANA+	12/2/2017	W, 69-55	-	DNP (CD)											
at Ohio State+	12/4/2017	L, 71-62	-	DNP (CD)											
-23 UCLA	12/9/2017	W, 78-69 [^]	-	DNP (CD)											
at Texas	12/12/2017	W, 59-52	-	DNP (CD)											
vs. Detroit Mercy	12/16/2017	W, 90-58	-	DNP (CD)											
ALABAMA A&M	12/21/2017														
JACKSONVILLE	12/30/2017														
at Iowa+	1/2/2018														
ILLINOIS+	1/6/2018														
PURDUE+	1/9/2018														
at Michigan State+	1/13/2018														
MARYLAND+	1/15/2018														
at Nebraska+	1/18/2018														
RUTGERS+	1/21/2018														
at Purdue+	1/25/2018														
NORTHWESTERN+	1/29/2018														
MINNESOTA+	2/3/2018														
at Northwestern+	2/6/2018														
at Wisconsin+	2/11/2018														
IOWA+	2/14/2018														
OHIO STATE+	2/18/2018														
at Penn State+	2/21/2018														
at Maryland+	2/24/2018														
BTT First Round	2/28/2018														
BTT Second Round	3/1/2018														
BTT Quarterfinal	3/2/2018														
BTT Semifinal	3/3/2018														
BTT Championship	3/4/2018														
^ overtime															

For Complete Bio Information, please head to MGoBlue.com & Men's Basketball Page



C.J. BAIRD

- > Freshman
- > Forward | 6-5 | 220
- > Novi, Michigan | Detroit Catholic Central
- > Stephen M. Ross School of Business | Finance major
- > Born on January 3, 1999 in Royal Oak, Michigan



24

C.J. BAIRD | CAREER STATISTICS

Career	G	S	Min	Avg	FG	FGA	FG%	3FG	3FGA	3FG%	FT	FTA	FT%	Off	Def	Reb	Avg	Foul	DQ	Ast	Avg	TO	Blk	Stl	Pts	Avg	W	L
2017-18	1	0	4	4.0	0	0	.000	0	0	.000	0	0	.000	0	0	0	0.0	0	0	1	1.0	1	0	0	0	0.0	10	3
Totals	1	0	4	4.0	0	0	.000	0	0	.000	0	0	.000	0	0	0	0.0	0	0	1	1.0	1	0	0	0.0	10	3	

C.J. BAIRD | CAREER BESTS

	CAREER	2017-18 SEASON
Points	-	-
Field Goals	-	-
Field Goal Attempts	-	-
3-Pt. Field Goals	-	-
3-Pt. Field Goal Attempts	-	-
Free Throws	-	-
Free Throw Attempts	-	-
Rebounds	-	-
Assists	1, UC Riverside (11/26/17)	1, UC Riverside (11/26/17)
Blocks	-	-
Steals	-	-
Minutes	4, UC Riverside (11/26/17)	4, UC Riverside (11/26/17)

WHO IS BAIRD ...

- Hired as a team manager at the beginning of the season before trying out and earning a roster spot as a walk-on.
- Will be a valuable member of the practice squad
- Continues to work on developing overall game
- Enrolled in U-M's prestigious Stephen M. Ross School of Business
- Two-time captain at nearby Detroit Catholic Central, where he earned four varsity letters

Freshman (2017-18)

- Altered role with team after starting season as student manager before moving to walk-on status and to the scout team
- Played in first collegiate game in the final four minutes against UC Riverside


Prep Career

- Played four seasons of varsity basketball at Detroit Catholic Central
- As a senior averaged 15.7 ppg 8.0 rebounds and 4.0 assists
- Finished 10th in the state for free throw percentage at 85.1 percent as senior
- Three-time All-Catholic League (2015, '16, '17)
- All-Academic Award Winner (2017)
- All-Scholastic Athlete (2015)
- National Merit Commended (2017)
- Two-time captain (2016, '17)

C.J. BAIRD | 2017-18 GAME-BY-GAME

OPPONENT	DATE	RESULT	G-S	FG	3FG	FT	O-D	RB	PF	PTS	A	TO	B	S	MIN
NORTH FLORIDA	11/11/2017	W, 86-66	-	DNP (CD)											
CENTRAL MICHIGAN	11/13/2017	W, 72-65	-	DNP (CD)											
SOUTHERN MISS	11/16/2017	W, 61-47	-	DNP (CD)											
vs. LSU	11/20/2017	L, 77-75	-	DNP (CD)											
vs. Chaminade	11/21/2017	W, 102-64	-	DNP (CD)											
vs. VCU	11/22/2017	W, 68-60	-	DNP (CD)											
UC RIVERSIDE	11/26/2017	W, 87-42	1-0	0-0	0-0	0-0	0-0	0	0	0	1	1	0	0	4
at 13/11 North Carolina	11/29/2017	L, 86-71	-	DNP (CD)											
INDIANA+	12/2/2017	W, 69-55	-	DNP (CD)											
at Ohio State+	12/4/2017	L, 71-62	-	DNP (CD)											
-/23 UCLA	12/9/2017	W, 78-69^	-	DNP (CD)											
at Texas	12/12/2017	W, 59-52	-	DNP (CD)											
vs. Detroit Mercy	12/16/2017	W, 90-58	-	DNP (CD)											
ALABAMA A&M	12/21/2017														
JACKSONVILLE	12/30/2017														
at Iowa+	1/2/2018														
ILLINOIS+	1/6/2018														
PURDUE+	1/9/2018														
at Michigan State+	1/13/2018														
MARYLAND+	1/15/2018														
at Nebraska+	1/18/2018														
RUTGERS+	1/21/2018														
at Purdue+	1/25/2018														
NORTHWESTERN+	1/29/2018														
MINNESOTA+	2/3/2018														
at Northwestern+	2/6/2018														
at Wisconsin+	2/11/2018														
IOWA+	2/14/2018														
OHIO STATE+	2/18/2018														
at Penn State+	2/21/2018														
at Maryland+	2/24/2018														
BTT First Round	2/28/2018														
BTT Second Round	3/1/2018														
BTT Quarterfinal	3/2/2018														
BTT Semifinal	3/3/2018														
BTT Championship	3/4/2018														
^ overtime															

For Complete Bio Information, please head to MGoBlue.com & Men's Basketball Page



RICO OZUNA-HARRISON

> **Freshman**
 > **Guard | 5-11 | 165**
 > **Detroit, Michigan | Cass Tech High School**
 > **College of Literature, Science and the Arts | English major**
 > **Born on September 20th, 199 in Detroit, Mich.**



14

RICO OZUNA-HARRISON | CAREER STATISTICS

Career	G	S	Min	Avg	FG	FGA	FG%	3FG	3FGA	3FG%	FT	FTA	FT%	Off	Def	Reb	Avg	Foul	DQ	Ast	Avg	TO	Blk	Stl	Pts	Avg	W	L
2017-18	0	0	0	0.0	0	0	.000	0	0	.000	0	0	.000	0	0	0	0.0	0	0	0	0.0	0	0	0	0	0.0	10	3
Totals	0	0	0	0.0	0	0	.000	0	0	.000	0	0	.000	0	0	0	0.0	0	0	0	0.0	0	0	0	0.0	10	3	

RICO OZUNA-HARRISON | CAREER BESTS

	CAREER	2017-18 SEASON
Points	-	-
Field Goals	-	-
Field Goal Attempts	-	-
3-Pt. Field Goals	-	-
3-Pt. Field Goal Attempts	-	-
Free Throws	-	-
Free Throw Attempts	-	-
Rebounds	-	-
Assists	-	-
Blocks	-	-
Steals	-	-
Minutes	-	-

WHO IS OZUNA-HARRISON ...

- Quiet personality off the court, but very aggressive challenging U-M players in practice
- Quick and speedy guard
- Valuable member of U-M's scout team
- Known for his defensive pressure
- Caught coach Beilein's eye during the walk-on tryout period; earning a place on U-M's scout team

Freshman (2017-18)

- Added to the team after walk-on tryouts; member of the scout team

Prep Career

- Played two seasons varsity basketball at Detroit Cass Tech
- As a senior (2016-17), team captain and helped Cass Tech win its first Detroit Public School League championship since 1998, lost in opening regional round of Class A playoffs; injured scaphoid (wrist) midway through the season
- Two-year captain of cross country team
- Two-time Academic All-City

RICO OZUNA-HARRISON | 2017-18 GAME-BY-GAME

OPPONENT	DATE	RESULT	G-S	FG	3FG	FT	O-D	RB	PF	PTS	A	TO	B	S	MIN
NORTH FLORIDA	11/11/2017	W, 86-66	-	-	-	-	-	-	-	-	-	-	-	-	-
CENTRAL MICHIGAN	11/13/2017	W, 72-65	-	-	-	-	-	-	-	-	-	-	-	-	-
SOUTHERN MISS	11/16/2017	W, 61-47	-	-	-	-	-	-	-	-	-	-	-	-	-
vs. LSU	11/20/2017	L, 77-75	-	-	-	-	-	-	-	-	-	-	-	-	-
vs. Chaminade	11/21/2017	W, 102-64	-	-	-	-	-	-	-	-	-	-	-	-	-
vs. VCU	11/22/2017	W, 68-60	-	-	-	-	-	-	-	-	-	-	-	-	-
UC RIVERSIDE	11/26/2017	W, 87-42	-	-	-	-	-	-	-	-	-	-	-	-	-
at 13/11 North Carolina	11/29/2017	L, 86-71	-	-	-	-	-	-	-	-	-	-	-	-	-
INDIANA+	12/2/2017	W, 69-55	-	-	-	-	-	-	-	-	-	-	-	-	-
at Ohio State+	12/4/2017	L, 71-62	-	-	-	-	-	-	-	-	-	-	-	-	-
-/23 UCLA	12/9/2017	W, 78-69^	-	-	-	-	-	-	-	-	-	-	-	-	-
at Texas	12/12/2017	W, 59-52	-	-	-	-	-	-	-	-	-	-	-	-	-
vs. Detroit Mercy	12/16/2017	W, 90-58	-	-	-	-	-	-	-	-	-	-	-	-	-
ALABAMA A&M	12/21/2017														
JACKSONVILLE	12/30/2017														
at Iowa+	1/2/2018														
ILLINOIS+	1/6/2018														
PURDUE+	1/9/2018														
at Michigan State+	1/13/2018														
MARYLAND+	1/15/2018														
at Nebraska+	1/18/2018														
RUTGERS+	1/21/2018														
at Purdue+	1/25/2018														
NORTHWESTERN+	1/29/2018														
MINNESOTA+	2/3/2018														
at Northwestern+	2/6/2018														
at Wisconsin+	2/11/2018														
IOWA+	2/14/2018														
OHIO STATE+	2/18/2018														
at Penn State+	2/21/2018														
at Maryland+	2/24/2018														
BTT First Round	2/28/2018														
BTT Second Round	3/1/2018														
BTT Quarterfinal	3/2/2018														
BTT Semifinal	3/3/2018														
BTT Championship	3/4/2018														
^ overtime															

2017-18 Michigan Basketball

Overall: 10-3 **Home: 6-0** **Road: 1-2** **Neutral: 3-1**
Big Ten: 1-1 **Home: 1-0** **Road: 0-1** **Neutral: 0-0**

Preseason			Michigan	Opponent	Michigan	Opponent	Michigan	
Date	Opponent	Result	High Scorer	High Scorer	High Rebounder	High Rebounder	High Assists	Crowd
N3	GRAND VALLEY STATE (EXH)	W, 82-50	C. Matthews (23)	H. Hale (8)	M. Wagner (10)	two with (6)	D. Robinson (4)	10,235

Regular Season			Michigan	Opponent	Michigan	Opponent	Michigan	
Date	Opponent	Result	High Scorer	High Scorer	High Rebounder	High Rebounder	High Assists	Crowd
N11	NORTH FLORIDA	W, 86-66	D. Robinson (21)	G. Sams (17)	M. Wagner (12)	N. Horchler (9)	Z. Simpson (9)	9,916
N13	CENTRAL MICHIGAN	W, 72-65	MA Abdur-Rahkman (17)	S. Roundtree (21)	M. Wagner (11)	D. Dileo (9)	MA Abdur-Rahkman (4)	8,951
N16	SOUTHERN MISSISSIPPI	W, 61-47	MA Abdur-Rahkman (14)	T. Griffin (15)	J. Teske (11)	C. Edwards (7)	J. Simmons (5)	8,765
N20	vs. LSU	L, 77-75	C. Matthews (28)	T. Waters (21)	C. Matthews (8)	two with (5)	MA Abdur-Rahkman (4)	2,400
N21	vs. Chaminade	W, 102-64	C. Matthews (22)	B. Koelliker (15)	C. Matthews (10)	A. Pope (6)	MA Abdur-Rahkman (5)	2,400
N22	vs. VCU	W, 68-60	D. Robinson (18)	K. Lane (13)	M. Wagner (9)	K. Lane (8)	MA Abdur-Rahkman (4)	2,400
N26	UC RIVERSIDE	W, 87-42	M. Wagner (21)	C. Murray (8)	M. Wagner (10)	D. Martin (6)	C. Matthews (12)	9,841
N29	at 13/11 North Carolina	L, 86-71	M. Wagner (20)	L. Maye (27)	M. Wagner (9)	T. Pinson (7)	three with (3)	19,036
D2	INDIANA+	W, 69-55	J. Poole (19)	J. Morgan (24)	MA Abdur-Rahkman (11)	two with (8)	E. Brooks (6)	11,661
D4	at Ohio State+	L, 71-62	M. Wagner (14)	K. Bates-Diop (18)	M. Wagner (9)	K. Bates-Diop (9)	three with (3)	12,456
D9	-/23 UCLA	W, 78-69 ot	M. Wagner (23)	A. Holiday (27)	C. Matthews (8)	T. Welsh (10)	three with (3)	12,137
D12	at Texas	W, 59-52	MA Abdur-Rahkman (17)	D. Osetkowski (17)	MA Abdur-Rahkman (10)	M. Bamba (10)	Z. Simpson (4)	12,504
D16	vs. Detroit Mercy	W, 90-58	C.. Matthews (20)	K. Chatman (18)	J. Teske (10)	K. Chatman (13)	Z. Simpson (7)	20,645
D21	ALABAMA A&M							
D30	JACKSONVILLE							
J2	at Iowa+							
J6	ILLINOIS+							
J9	PURDUE+							
J13	at Michigan State+							
J15	MARYLAND+							
J18	at Nebraska+							
J21	RUTGERS+							
J25	at Purdue+							
J29	NORTHWESTERN+							
F3	MINNESOTA+							
F6	at Northwestern+							
F11	at Wisconsin+							
F14	IOWA+							
F18	OHIO STATE+							
F21	at Penn State+							
F24	at Maryland+							

2018 Big Ten Tournament			Michigan	Opponent	Michigan	Opponent	Michigan
Date	Opponent	Result	High Scorer	High Scorer	High Rebounder	High Rebounder	High Assists

Attendance

F28	vs. First Round
M1	vs. Second Round
M2	vs. Quarterfinal
M3	vs. Semifinal
M4	vs. Championship

2018 NCAA Tournament			Michigan	Opponent	Michigan	Opponent	Michigan
Date	Opponent	Result	High Scorer	High Scorer	High Rebounder	High Rebounder	High Assists

Attendance

M13-14	vs. First Four
M15-18	vs. First Rounds
M15-18	vs. Second Rounds
M22-25	vs. Sweet 16
M22-25	vs. Elite Eight
M31	vs. Final Four
A2	vs. National Championship

+ Big Ten game

2017-18 Overall Attendance			
Record: 10-3			
Site	Games	Total	Average
Home	6	61,271	10,212
Away	3	44,086	14,695
Neutral	4	27,854	6,964
Totals	13	133,211	10,247

2017-18 Big Ten Attendance			
Record: 1-1			
Site	Games	Total	Average
Home	1	11,661	11,661
Away	1	12,546	12,546
Neutral	0	0	0
Totals	2	24,207	12,104

Michigan Basketball By the Numbers	
Seasons of Men's Basketball	102nd
Total Games	2595 (2425*)
Overall Record	1564-1031 (1451-974*)
20-Win Seasons	28
30-Win Seasons	3
Overtime Games	108 (68-40)
Michigan 100-Point Games	106 (101-5)

2017-18 Michigan/Opponent Game-By-Game

	TP	FG-FGA	PCT.	3F-3PA	PCT.	FT-FTA	PCT.	O-D	REB	F	DQ	A	TO	BL	ST	1st	2nd	OT	PNT	TO	2ND	FB	BN
N11 MICHIGAN	w86	33-71	.465	9-25	.360	11-16	.688	12-24	36	12	0	21	10	2	12	32	54	0	36	24	16	13	10
NORTH FLORIDA	66	22-50	.440	9-15	.600	13-17	.765	8-26	34	19	0	11	24	4	5	30	36	0	24	13	0	0	13
N13 MICHIGAN	w72	26-59	.441	10-34	.294	10-12	.833	7-20	27	11	0	14	6	3	5	32	40	0	30	15	4	10	9
CENTRAL MICHIGAN	65	22-51	.431	10-24	.417	11-12	.917	7-27	34	18	0	12	14	2	2	31	34	0	24	8	8	0	13
N16 MICHIGAN	w61	23-47	.489	8-23	.348	7-9	.778	8-24	32	10	0	13	11	3	5	32	29	0	18	12	12	2	17
SOUTHERN MISSISSIPPI	47	20-49	.408	6-13	.462	1-3	.333	6-17	23	12	0	9	10	0	4	32	14	0	18	11	5	0	8
N20 MICHIGAN	75	27-59	.458	6-23	.261	15-21	.714	15-14	29	20	0	12	8	1	6	29	46	0	32	9	19	5	8
vs. LSU	w77	27-46	.587	7-17	.412	16-23	.696	9-22	31	23	1	11	14	3	5	31	46	0	34	11	11	8	23
N21 MICHIGAN	w102	37-57	.649	15-28	.536	13-18	.722	6-27	33	12	0	22	8	6	9	44	58	0	42	22	9	15	34
vs. Chaminade	64	24-63	.381	5-22	.227	11-16	.688	16-16	32	17	0	9	13	0	3	25	39	0	38	8	15	2	25
N22 MICHIGAN	w68	25-53	.472	5-20	.250	13-22	.591	9-25	34	14	0	10	10	4	6	36	32	0	40	13	10	16	12
vs. VCU	60	25-56	.446	3-11	.273	7-11	.636	8-26	34	20	0	6	10	2	6	30	30	0	38	13	8	0	17
N26 MICHIGAN	w87	34-63	.540	13-28	.464	6-11	.545	10-34	44	6	0	24	11	7	10	41	46	0	34	21	11	9	26
UC RIVERSIDE	42	18-60	.300	3-14	.214	3-6	.500	9-23	32	12	0	6	15	3	6	17	25	0	24	7	0	2	20
N29 MICHIGAN	71	28-66	.424	10-34	.294	5-11	.455	13-18	31	16	0	16	10	6	8	37	34	0	36	9	18	3	30
at 13/11 North Carolina	w86	34-62	.548	7-15	.467	11-16	.688	10-27	37	12	0	24	12	6	2	51	34	0	38	17	20	6	14
D2 MICHIGAN	w69	26-55	.473	11-31	.355	6-10	.600	4-30	34	15	0	16	10	3	5	34	35	0	26	12	6	5	29
INDIANA+	55	22-55	.400	2-7	.286	9-14	.643	7-25	32	14	0	7	11	2	4	21	34	0	36	14	6	0	9
D4 MICHIGAN	62	22-59	.373	8-28	.286	10-14	.714	11-21	32	20	1	13	8	0	5	43	19	0	28	15	16	4	22
at Ohio State+	w71	22-45	.489	5-14	.357	22-29	.759	6-29	35	18	0	12	10	4	4	30	41	0	30	5	4	6	23
D9 MICHIGAN	w78 ot	30-64	.469	10-29	.345	8-22	.364	6-24	30	18	0	15	11	0	12	27	38	13	38	24	11	6	18
-/23 UCLA	69	25-57	.439	4-18	.222	15-21	.714	7-34	41	19	0	13	20	3	2	30	35	4	32	14	7	2	4
D12 MICHIGAN	w59	22-55	.400	6-19	.316	9-12	.750	10-30	40	17	0	9	10	3	3	32	27	0	26	12	7	5	10
at Texas	52	19-52	.365	5-20	.250	9-15	.600	6-25	31	17	0	6	10	4	5	20	32	0	24	7	8	2	8
D16 MICHIGAN	w90	34-72	.472	11-23	.478	11-19	.579	15-29	44	18	1	19	9	5	11	54	36	0	44	19	15	10	38
vs. Detroit Mercy	58	17-51	.333	5-16	.313	19-25	.760	8-29	37	20	0	6	23	3	4	19	39	0	20	10	11	0	18
D21 MICHIGAN																							
ALABAMA A&M																							
D30 MICHIGAN																							
JACKSONVILLE																							
J2 MICHIGAN																							
at Iowa+																							
J6 MICHIGAN																							
ILLINOIS+																							
J9 MICHIGAN																							
PURDUE+																							
J13 MICHIGAN																							
at Michigan State+																							
J15 MICHIGAN																							
MARYLAND+																							
J18 MICHIGAN																							
at Nebraska+																							
J21 MICHIGAN																							
RUTGERS+																							
J25 MICHIGAN																							
at Purdue+																							
J29 MICHIGAN																							
NORTHWESTERN+																							
F3 MICHIGAN																							
MINNESOTA+																							
F6 MICHIGAN																							
at Northwestern+																							
F11 MICHIGAN																							
at Wisconsin+																							
F14 MICHIGAN																							
IOWA+																							
F18 MICHIGAN																							
OHIO STATE+																							
F21 MICHIGAN																							
at Penn State+																							
F24 MICHIGAN																							
at Maryland+																							
F28 MICHIGAN																							
vs. BTT First Round																							
M1 MICHIGAN																							
vs. BTT Second Round																							
M2 MICHIGAN																							
vs. BTT Quarterfinal																							
M3 MICHIGAN																							
vs. BTT Semifinal																							
M4 MICHIGAN																							
vs. BTT Championship																							

2017-18 Game-By-Game

	Hibbitts (#0)	Matthews (#1)	Poole (#2)	Simpson (#3)	Livers (#4)	Simmons (#5)	Wilson (#11)	Abdur-Rahkman (#12)
N11 NORTH FLORIDA	DNP	20-4-3	2-0-0	3-3-9	3-1-0	2-1-1	DNP	5-4-1
N13 CENTRAL MICHIGAN	DNP	13-3-2	DNP	13-2-3	0-2-0	5-2-1	DNP	17-3-4
N16 SOUTHERN MISSISSIPPI	DNP	6-3-2	DNP	0-0-1	0-0-0	2-1-5	DNP	14-4-4
N20 vs. LSU	DNP	28-8-3	0-0-0	0-0-2	2-2-0	0-1-1	DNP	12-5-4
N21 vs. Chaminade	2-0-0	22-10-4	10-1-1	2-1-4	8-1-0	0-0-0	DNP	17-2-5
N22 vs. VCU	DNP	11-6-3	0-0-0	2-1-2	0-1-0	0-0-0	DNP	10-5-4
N26 UC RIVERSIDE	5-2-0	17-4-12	11-0-0	0-2-0	6-3-0	0-0-2	0-0-0	2-4-5
N29 at 13/11 North Carolina	2-1-0	12-1-3	4-0-0	3-1-0	9-5-1	3-0-2	DNP	2-1-3
D2 INDIANA+	DNP	8-3-1	19-3-0	0-0-1	4-1-0	DNP	DNP	8-11-3
D4 at Ohio State+	DNP	4-3-3	5-0-0	11-4-1	0-3-0	0-1-3	DNP	11-5-3
D9 -/23 UCLA	DNP	20-8-3	1-1-0	15-2-0	0-7-1	0-0-1	DNP	8-2-3
D12 at Texas	DNP	12-8-2	4-1-0	4-3-4	2-3-0	DNP	DNP	17-10-1
D16 vs. Detroit Mercy	0-0-0	20-7-0	12-2-1	12-5-7	0-6-3	3-0-1	DNP	2-6-2
D21 ALABAMA A&M								
D30 JACKSONVILLE								
J2 at Iowa+								
J6 ILLINOIS+								
J9 PURDUE+								
J13 at Michigan State+								
J15 MARYLAND+								
J18 at Nebraska+								
J21 RUTGERS+								
J25 at Purdue+								
J29 NORTHWESTERN+								
F3 MINNESOTA+								
F6 at Northwestern+								
F11 at Wisconsin+								
F14 IOWA+								
F18 OHIO STATE+								
F21 at Penn State+								
F24 at Maryland+								
F28 BTT First Round								
M1 BTT Second Round								
M2 BTT Quarterfinal								
M3 BTT Semifinal								
M4 BTT Championship								

	Wagner (#13)	Ozuna-Harrison (#14)	Teske (#15)	Robinson (#22)	Watson (#23)	Baird (#24)	Ozeir (#25)	Davis (#51)	Brooks (#55)
N11 NORTH FLORIDA	18-12-0	DNP	2-2-1	21-7-3	5-1-1	DNP	DNP	3-1-0	2-0-0
N13 CENTRAL MICHIGAN	10-11-1	DNP	4-1-0	10-1-3	0-0-0	DNP	DNP	DNP	0-0-0
N16 SOUTHERN MISSISSIPPI	12-6-0	DNP	10-11-0	12-4-1	5-2-0	DNP	DNP	0-0-0	0-0-0
N20 vs. LSU	24-7-0	DNP	0-1-1	3-1-0	2-0-0	DNP	DNP	DNP	4-2-1
N21 vs. Chaminade	10-5-1	DNP	6-4-0	14-1-3	2-0-2	DNP	DNP	4-5-0	5-2-2
N22 vs. VCU	12-9-0	DNP	8-4-0	18-5-0	2-0-0	DNP	DNP	DNP	5-1-1
N26 UC RIVERSIDE	21-10-1	DNP	0-2-0	13-5-0	4-2-1	0-0-1	0-0-0	0-4-0	8-4-2
N29 at 13/11 North Carolina	20-9-3	DNP	2-1-0	3-2-2	7-2-0	DNP	DNP	0-1-0	4-3-2
D2 INDIANA+	13-7-3	DNP	6-3-0	6-3-2	0-0-0	DNP	DNP	DNP	5-1-6
D4 at Ohio State+	14-9-0	DNP	3-3-0	3-2-2	3-0-0	DNP	DNP	DNP	8-1-1
D9 -/23 UCLA	23-3-2	DNP	2-2-0	2-2-2	DNP	DNP	DNP	DNP	7-0-3
D12 at Texas	10-3-0	DNP	0-3-0	10-4-0	0-0-1	DNP	DNP	DNP	0-3-1
D16 vs. Detroit Mercy	DNP (inj)	DNP	15-10-1	11-1-0	7-2-2	DNP	DNP	4-0-0	4-2-2
D21 ALABAMA A&M									
D30 JACKSONVILLE									
J2 at Iowa+									
J6 ILLINOIS+									
J9 PURDUE+									
J13 at Michigan State+									
J15 MARYLAND+									
J18 at Nebraska+									
J21 RUTGERS+									
J25 at Purdue+									
J29 NORTHWESTERN+									
F3 MINNESOTA+									
F6 at Northwestern+									
F11 at Wisconsin+									
F14 IOWA+									
F18 OHIO STATE+									
F21 at Penn State+									
F24 at Maryland+									
F28 BTT First Round									
M1 BTT Second Round									
M2 BTT Quarterfinal									
M3 BTT Semifinal									
M4 BTT Championship									

2017-18 Michigan/Opponent Breakdowns

MICHIGAN: 2017-18

ALL GAMES	G	TP	FG	FGA	PCT.	3FG	3FA	PCT.	FT	FTA	PCT.	O	D	REB	F	DQ	A	TO	BL	ST	1ST	2ND	OT	PNT	TO	2ND	FB	BN
Overall	13	980	367	780	47.1%	122	335	36.4%	124	197	62.9%	126	320	446	189	2	204	122	43	97	473	494	13	430	207	154	103	263
Home	6	453	172	359	47.9%	61	160	38.1%	48	80	60.0%	47	156	203	72	0	103	59	18	49	198	242	13	182	108	60	45	109
Away	2	121	44	114	38.6%	14	47	29.8%	19	26	73.1%	21	51	72	37	1	22	18	3	8	75	46	0	54	27	23	9	32
Neutral	5	406	151	307	49.2%	47	128	36.7%	57	91	62.6%	58	113	171	80	1	79	45	22	40	200	206	0	194	72	71	49	122

BIG TEN	G	TP	FG	FGA	PCT.	3FG	3FA	PCT.	FT	FTA	PCT.	O	D	REB	F	DQ	A	TO	BL	ST	1st	2nd	OT	PNT	TO	2ND	FB	BN
Overall	2	131	48	114	42.1%	19	59	32.2%	16	24	66.7%	15	51	66	35	1	29	18	3	10	77	54	0	54	27	22	9	51
Home	1	69	26	55	47.3%	11	31	35.5%	6	10	60.0%	4	30	34	15	0	16	10	3	5	34	35	0	26	12	6	5	29
Away	1	62	22	59	37.3%	8	28	28.6%	10	14	71.4%	11	21	32	20	1	13	8	0	5	43	19	0	28	15	16	4	22
Neutral	0	0	0	0	0.0%	0	0	0.0%	0	0	0.0%	0	0	0	0	0	0	0	0	0	0	0	0	0	0	0	0	0

MONTH	G	TP	FG	FGA	PCT.	3FG	3FA	PCT.	FT	FTA	PCT.	O	D	REB	F	DQ	A	TO	BL	ST	1st	2nd	OT	PNT	TO	2ND	FB	BN
November	8	622	233	475	49.1%	76	205	37.1%	80	120	66.7%	80	186	266	101	0	132	74	32	61	283	339	0	268	125	99	73	146
December	5	358	134	305	43.9%	46	130	35.4%	44	77	57.1%	46	134	180	88	2	72	48	11	36	190	155	13	162	82	55	30	117
January	0	0	0	0	0.0%	0	0	0.0%	0	0	0.0%	0	0	0	0	0	0	0	0	0	0	0	0	0	0	0	0	0
February	0	0	0	0	0.0%	0	0	0.0%	0	0	0.0%	0	0	0	0	0	0	0	0	0	0	0	0	0	0	0	0	0
March	0	0	0	0	0.0%	0	0	0.0%	0	0	0.0%	0	0	0	0	0	0	0	0	0	0	0	0	0	0	0	0	0
April	0	0	0	0	0.0%	0	0	0.0%	0	0	0.0%	0	0	0	0	0	0	0	0	0	0	0	0	0	0	0	0	0

5-GAME	G	TP	FG	FGA	PCT.	3FG	3FA	PCT.	FT	FTA	PCT.	O	D	REB	F	DQ	A	TO	BL	ST	1st	2nd	OT	PNT	TO	2ND	FB	BN
Games #1-5	5	396	146	293	49.8%	48	123	39.0%	56	76	73.7%	48	109	157	65	0	82	43	15	37	169	227	0	158	82	60	45	78
Games #6-10	5	357	135	296	45.6%	47	141	33.3%	40	68	58.8%	47	128	175	71	1	79	49	20	34	191	166	0	164	70	61	37	119
Games #11-15	3	227	86	191	45.0%	27	71	38.0%	28	53	52.8%	31	83	114	53	1	43	30	8	26	113	101	13	108	55	33	21	66
Games #16-20	0	0	0	0	0.0%	0	0	0.0%	0	0	0.0%	0	0	0	0	0	0	0	0	0	0	0	0	0	0	0	0	0
Games #21-25	0	0	0	0	0.0%	0	0	0.0%	0	0	0.0%	0	0	0	0	0	0	0	0	0	0	0	0	0	0	0	0	0
Games #26-30	0	0	0	0	0.0%	0	0	0.0%	0	0	0.0%	0	0	0	0	0	0	0	0	0	0	0	0	0	0	0	0	0
Games #31-35	0	0	0	0	0.0%	0	0	0.0%	0	0	0.0%	0	0	0	0	0	0	0	0	0	0	0	0	0	0	0	0	0
Games #36-40	0	0	0	0	0.0%	0	0	0.0%	0	0	0.0%	0	0	0	0	0	0	0	0	0	0	0	0	0	0	0	0	0
Games #41-42	0	0	0	0	0.0%	0	0	0.0%	0	0	0.0%	0	0	0	0	0	0	0	0	0	0	0	0	0	0	0	0	0

POSTSEASON	G	TP	FG	FGA	PCT.	3FG	3FA	PCT.	FT	FTA	PCT.	O	D	REB	F	DQ	A	TO	BL	ST	1st	2nd	OT	PNT	TO	2ND	FB	BN
Overall	0	0	0	0	0.0%	0	0	0.0%	0	0	0.0%	0	0	0	0	0	0	0	0	0	0	0	0	0	0	0	0	0
B1G	0	0	0	0	0.0%	0	0	0.0%	0	0	0.0%	0	0	0	0	0	0	0	0	0	0	0	0	0	0	0	0	0
NCAA	0	0	0	0	0.0%	0	0	0.0%	0	0	0.0%	0	0	0	0	0	0	0	0	0	0	0	0	0	0	0	0	0

OPPONENTS: 2017-18

ALL GAMES	G	TP	FG	FGA	PCT.	3FG	3FA	PCT.	FT	FTA	PCT.	O	D	REB	F	DQ	A	TO	BL	ST	1ST	2ND	OT	PNT	TO	2ND	FB	BN
Overall	13	812	297	697	42.6%	70	206	34.0%	147	208	70.7%	107	326	433	221	1	132	186	36	52	368	440	4	380	138	103	28	195
Home	6	344	129	322	40.1%	34	91	37.4%	52	73	71.2%	44	152	196	94	0	58	94	14	23	162	178	4	158	67	26	4	67
Away	2	123	41	97	42.3%	10	34	29.4%	31	44	70.5%	12	54	66	35	0	18	20	8	9	50	73	0	54	12	12	8	31
Neutral	5	345	127	278	45.7%	26	81	32.1%	64	91	70.3%	51	120	171	92	1	56	72	14	20	156	189	0	168	59	65	16	97

BIG TEN	G	TP	FG	FGA	PCT.	3FG	3FA	PCT.	FT	FTA	PCT.	O	D	REB	F	DQ	A	TO	BL	ST	1st	2nd	OT	PNT	TO	2ND	FB	BN
Overall	2	126	44	100	44.0%	7	21	33.3%	31	43	72.1%	13	54	67	32	0	19	21	6	8	51	75	0	66	19	10	6	32
Home	1	55	22	55	40.0%	2	7	28.6%	9	14	64.3%	7	25	32	14	0	7	11	2	4	21	34	0	36	14	6	0	9
Away	1	71	22	45	48.9%	5	14	35.7%	22	29	75.9%	6	29	35	18	0	12	10	4	4	30	41	0	30	5	4	6	23
Neutral	0	0	0	0	0.0%	0	0	0.0%	0	0	0.0%	0	0	0	0	0	0	0	0	0	0	0	0	0	0	0	0	0

MONTH	G	TP	FG	FGA	PCT.	3FG	3FA	PCT.	FT	FTA	PCT.	O	D	REB	F	DQ	A	TO	BL	ST	1st	2nd	OT	PNT	TO	2ND	FB	BN
November	8	507	192	437	43.9%	49	131	37.4%	73	104	70.2%	73	184	257	133	1	88	112	20	33	248	259	0	238	88	67	18	133
December	5	305	105	260	40.4%	21	75	28.0%	74	104	71.2%	34	142	176	88	0	44	74	16	19	120	181	4	142	50	36	10	62
January	0	0	0	0	0.0%	0	0	0.0%	0	0	0.0%	0	0	0	0	0	0	0	0	0	0	0	0	0	0	0	0	0
February	0	0	0	0	0.0%	0	0	0.0%	0	0	0.0%	0	0	0	0	0	0	0	0	0	0	0	0	0	0	0	0	0
March	0	0	0	0	0.0%	0	0	0.0%	0	0	0.0%	0	0	0	0	0	0	0	0	0	0	0	0	0	0	0	0	0
April	0	0	0	0	0.0%	0	0	0.0%	0	0	0.0%	0	0	0	0	0	0	0	0	0	0	0	0	0	0	0	0	0

5-GAME	G	TP	FG	FGA	PCT.	3FG	3FA	PCT.	FT	FTA	PCT.	O	D	REB	F	DQ	A	TO	BL	ST	1st	2nd	OT	PNT	TO	2ND	FB	BN
Games #1-5	5	319	115	259	44.4%	36	91	39.6%	52	71	73.2%	46	108	154	89	1	52	75	9	19	150	169	0	138	51	39	10	82
Games #6-10	5	314	121	278	43.5%	20	61	32.8%	52	76	68.4%	40	130	170	76	0	55	58	17	22	149							

2017-18 Michigan Statistics

BY LOCATION	Overall	B1G	Beilein, U-M	Beilein, B1G
Overall	10 3	1 1	225 138	99 83
Home (Crisler Center)	6 0	1 0	135 40	62 29
Away	1 2	0 1	41 70	36 54
Neutral	3 1	0 0	49 28	1 0
BY HALFTIME	Overall	B1G	Beilein, U-M	Beilein, B1G
Michigan leads at halftime	8 1	1 1	171 34	65 22
Michigan trails at halftime	2 2	0 0	46 100	31 60
Michigan is tied at halftime	0 0	0 0	8 4	3 1
BY OFFENSE	Overall	B1G	Beilein, U-M	Beilein, B1G
U-M scores 100-plus points	1 0	0 0	6 0	0 0
U-M scores 90-99 points	1 0	0 0	18 0	5 0
U-M scores 80-89 points	2 0	0 0	39 3	15 2
U-M scores 70-79 points	2 2	0 0	90 22	42 10
U-M scores 60-69 points	3 1	1 1	57 54	30 33
U-M scores 50-59 points	1 0	0 0	14 49	6 31
U-M scores 40-49 points	0 0	0 0	1 9	1 7
U-M scores 30-39 points	0 0	0 0	0 1	0 0
BY DEFENSE	Overall	B1G	Beilein, U-M	Beilein, B1G
Opponent scores 100-plus points	0 0	0 0	0 1	0 0
Opponent scores 90-99 points	0 0	0 0	1 1	0 0
Opponent scores 80-89 points	0 1	0 0	6 20	2 15
Opponent scores 70-79 points	1 2	0 1	29 52	17 28
Opponent scores 60-69 points	4 0	0 0	83 53	40 32
Opponent scores 50-59 points	3 0	1 0	74 10	31 8
Opponent scores 40-49 points	2 0	0 0	28 1	9 0
Opponent scores 30-39 points	0 0	0 0	4 0	0 0
BY POINTS +/-	Overall	B1G	Beilein, U-M	Beilein, B1G
Games decided by 1-5	0 1	0 0	54 40	30 22
Games decided by 6-10	4 1	0 1	55 35	36 23
Games decided by 11-15	2 0	1 0	35 35	16 22
Games decided by more than 15	4 1	0 0	81 28	17 16
BY OVERTIME	Overall	B1G	Beilein, U-M	Beilein, B1G
Overtime	1 0	0 0	17 8	9 7
Double Overtime	0 0	0 0	0 1	0 1
Triple Overtime	0 0	0 0	0 0	0 0
BY RANKING	Overall	B1G	Beilein, U-M	Beilein, B1G
vs. ranked opponents:	0 1	0 0	34 66	20 37
vs. unranked opponents:	10 2	1 1	191 72	79 46
BY JERSEY	Overall	B1G	Beilein, U-M	Beilein, B1G
White	4 0	0 0	104 17	38 10
Blue	3 3	0 1	49 64	30 38
Maize	3 0	1 0	71 57	31 35
Practice Jerseys	0 0	0 0	1 0	0 0
BY MONTH	Overall	B1G	Beilein, U-M	Beilein, B1G
November	6 2	0 0	51 20	4 4
December	4 1	1 1	50 20	47 36
January	0 0	0 0	48 38	36 35
February	0 0	0 0	35 36	12 8
March	0 0	0 0	41 24	
BY TELEVISION	Overall	B1G	Beilein, U-M	Beilein, B1G
When playing on AXStv	0 0	0 0	2 1	0 0
When playing on BTN	1 0	0 0	94 40	55 36
When playing on BTN-Plus	2 0	0 0	17 0	0 0
When playing on CBS	2 0	1 0	25 31	9 16
When playing on CBS College Sports	0 0	0 0	0 1	0 0
When playing on truTV	0 0	0 0	2 0	0 0
When playing on TNT	0 0	0 0	0 1	0 0
When playing on TBS	0 0	0 0	1 0	0 0
When playing on ESPN	0 1	0 0	35 35	25 24
When playing on ESPN2	3 0	0 0	26 16	9 5
When playing on ESPNU	1 1	0 0	10 8	1 1
When playing on ESPN3	0 0	0 0	8 1	0 0
When playing on Fox	0 0	0 0	0 0	0 0
When playing on Fox Sports 1	1 1	0 1	2 1	0 1
When playing on FSN-Detroit	0 0	0 0	2 0	0 0
When playing on HDNet	0 0	0 0	0 2	0 0
No television	0 0	0 0	1 1	0 0

INSIDE THE BOX SCORE	'17-18	Beilein
	W L	W L
When Michigan leads in FG%, U-M is	10 0	174 10
When opponent leads in FG%, U-M is	0 3	49 127
When game ends tied in FG%, U-M is	0 3	2 1
When Michigan leads in 3FG%, U-M is	6 0	165 29
When opponent leads in 3FG%, U-M is	4 3	53 109
When game ends tied in 3FG%, U-M is	0 0	7 0
When Michigan leads in FT%, U-M is	4 1	141 66
When opponent leads in FT%, U-M is	6 2	81 65
When game ends tied in FT%, U-M is	0 0	3 7
When Michigan leads in rebounds, U-M is	7 0	124 24
When opponent leads in rebounds, U-M is	2 3	92 106
When game ends tied in rebounds, U-M is	1 0	9 8
When Michigan leads in assists, U-M is	10 2	168 19
When opponent leads in assists, U-M is	0 1	40 105
When game ends tied in assists, U-M is	0 0	17 14
When Michigan leads in blocks, U-M is	7 0	102 30
When opponent leads in blocks, U-M is	3 2	91 89
When game ends tied in blocks, U-M is	0 1	32 19
When Michigan leads in steals, U-M is	8 3	139 66
When opponent leads in steals, U-M is	1 0	60 67
When game ends tied in steals, U-M is	1 0	26 5
When Michigan has more turnovers, U-M is	1 0	54 53
When opponent has more turnovers, U-M is	7 3	156 76
When game ends tied in turnovers, U-M is	2 0	15 9
When Michigan has more fouls, U-M is	1 2	47 83
When opponent has more fouls, U-M is	8 1	169 44
When game ends tied in fouls, U-M is	1 0	9 11
When Michigan has a player foul out, U-M is	1 1	11 28
When opponent has a player foul out, U-M is	0 1	47 13
When both teams have a player foul out, U-M is	0 0	9 5
When neither team as a player foul out, U-M is	9 1	158 92

INSIDE THE GAME	
Largest Victory	+45, UC Riverside (11/26/17)
Smallest Victory	+7, Central Michigan (11/13/17)
Largest Defeat	-15, at North Carolina (11/29/17)
Smallest Defeat	-2, vs. LSU (11/20/17)
Largest Halftime Lead	+35, vs. Detroit Mercy (12/16/17)
Largest Halftime Deficit	-14, at North Carolina (11/29/17)
Most Points in 1st Half	54, vs. Detroit Mercy (12/16/17)
Lowest Points in 1st Half	29, vs. LSU (11/20/17)
Most Points in 2nd Half	58, vs. Chaminade (11/21/17)
Lowest Points in 2nd Half	19, at Ohio State (12/4/17)
Most Points in Overtime	13, UCLA (12/9/17)
Lowest Points in Overtime	13, UCLA (12/9/17)
Most Points in 2nd Overtime	
Lowest Points in 2nd Overtime	
Most Points Allowed in 1st Half	51, at North Carolina (11/29/17)
Lowest Points Allowed in 1st Half	17, UC Riverside (11/26/17)
Most Points Allowed in 2nd Half	46, vs. LSU (11/20/17)
Lowest Points Allowed in 2nd Half	14, Southern Miss (11/16/17)
Most Points in Overtime	4, UCLA (12/9/17)
Lowest Points in Overtime	4, UCLA (12/9/17)
Most Points in 2nd Overtime	
Lowest Points in 2nd Overtime	
Largest Lead in a game won	+50, UC Riverside (11/26/17)
Largest Opt lead in a game won	-15, UCLA (12/9/17)
Largest Lead in a game lost	+28, at Ohio State (12/4/17)
Largest Opt lead in a game lost	-29, at North Carolina (11/29/17)
Most Lead Changes	10, North Florida (11/11/17)
Most Ties In a Game	8, vs. VCU (11/22/17)
Games Led Start to Finish	3, last: Detroit Mercy (12/16/17)

2017-18 Player Numbers

DOUBLE-DIGIT SCORING	'14-15	'15-16	'16-17	'17-18	Career
Duncan Robinson (5th-Sr.)	TRANS	21	13	8	71 [△]
Jaaron Simmons (GS)	TRANS	26	27	0	53%
Muhammad-Ali Abdur-Rahkman (Sr.)	4	14	20	7	45
Moritz Wagner (Jr.)	-	1	23	12	36
Charles Matthews (Jr.)	-	1	TRANS	10	11*
Jordan Poole (Fr.)	-	-	-	4	4
Zavier Simpson (So.)	-	-	0	4	4
Jon Teske (So.)	-	-	0	2	2

% combined total with Houston (0), Ohio (53) & U-M (0)
[△] combined total with Williams College (29) & U-M (42)
 * combined total with Kentucky (1) & U-M (10)

20+ POINT	'14-15	'15-16	'16-17	'17-18	Career
Jaaron Simmons (GS)	TRANS	11	9	0	20%
Duncan Robinson (5th-Sr.)	TRANS	2	0	1	14 [△]
Moritz Wagner (Jr.)	-	0	5	4	9
Charles Matthews (Jr.)	-	0	TRANS	5	5*
Muhammad-Ali Abdur-Rahkman (Sr.)	0	1	0	0	1

% combined total with Houston (0), Ohio (20) & U-M (0)
[△] combined total with Williams College (11) & U-M (3)
 * combined total with Kentucky (0) & U-M (5)

30+ POINT	'14-15	'15-16	'16-17	'17-18	Career
Jaaron Simmons (GS)	TRANS	2	2	0	4%
Duncan Robinson (5th-Sr.)	TRANS	0	0	0	1 [△]

% combined total with Houston (0), Ohio (4) & U-M (0)
[△] combined total with Williams College (1) & U-M (0)

7+ REBOUND	'14-15	'15-16	'16-17	'17-18	Career
Duncan Robinson (5th-Sr.)	TRANS	4	0	1	21 [△]
Moritz Wagner (Jr.)	-	1	4	8	13
Muhammad-Ali Abdur-Rahkman (Sr.)	-	2	1	4	7
Charles Matthews (Jr.)	-	0	TRANS	5	5*
Jaaron Simmons (GS)	TRANS	1	3	0	4%
Jon Teske (So.)	-	-	0	2	2
Isaiah Livers (Fr.)	-	-	-	1	1

% combined total with Houston (0), Ohio (4) & U-M (0)
[△] combined total with Williams College (16) & U-M (5)
 * combined total with Kentucky (0) & U-M (5)

10+ REBOUND	'14-15	'15-16	'16-17	'17-18	Career
Duncan Robinson (5th-Sr.)	TRANS	1	0	0	6 [△]
Moritz Wagner (Jr.)	-	0	2	3	5
Jon Teske (So.)	-	-	0	2	2
Muhammad-Ali Abdur-Rahkman (Sr.)	0	0	0	2	2
Jaaron Simmons (GS)	TRANS	1	1	0	2%
Charles Matthews (Jr.)	-	0	TRANS	1	1*

% combined total with Houston (0), Ohio (2) & U-M (0)
[△] combined total with Williams College (5) & U-M (1)
 * combined total with Kentucky (0) & U-M (1)

5+ ASSIST	'14-15	'15-16	'16-17	'17-18	Career
Jaaron Simmons (GS)	TRANS	32	24	1	59%
Duncan Robinson (5th-Sr.)	TRANS	1	1	0	4 [△]
Muhammad-Ali Abdur-Rahkman (Sr.)	0	1	1	1	3
Zavier Simpson (So.)	-	-	0	2	2
Charles Matthews (Jr.)	-	0	TRANS	1	1*
Eli Brooks (Fr.)	-	-	-	1	1

% combined total with Houston (2), Ohio (56) & U-M (1)
[△] combined total with Williams College (2) & U-M (2)
 * combined total with Kentucky (0) & U-M (1)

10+ ASSIST	'14-15	'15-16	'16-17	'17-18	Career
Jaaron Simmons (GS)	TRANS	6	4	0	10%
Muhammad-Ali Abdur-Rahkman (Sr.)	0	0	1	0	1
Charles Matthews (Jr.)	-	0	TRANS	1	1*

% combined total with Houston (0), Ohio (10) & U-M (0)
 * combined total with Kentucky (0) & U-M (1)

3+ STEAL	'14-15	'15-16	'16-17	'17-18	Career
Duncan Robinson (5th-Sr.)	TRANS	0	0	2	6 [△]
Muhammad-Ali Abdur-Rahkman (Sr.)	1	2	2	0	5
Moritz Wagner (Jr.)	-	0	4	1	5
Jaaron Simmons (GS)	TRANS	1	3	0	4%
Zavier Simpson (So.)	-	-	2	1	3

% combined total with Houston (0), Ohio (4) & U-M (0)
[△] combined total with Williams College (4) & U-M (2)

3+ BLOCK	'14-15	'15-16	'16-17	'17-18	Career
Duncan Robinson (5th-Sr.)	TRANS	0	0	0	4 [△]
Moritz Wagner (Jr.)	-	1	0	1	2
Charles Matthews (Jr.)	-	0	TRANS	1	1*

[△] combined total with Williams College (4) & U-M (0)
 * combined total with Kentucky (0) & U-M (1)

5+ FIELD GOALS	'14-15	'15-16	'16-17	'17-18	Career
Duncan Robinson (5th-Sr.)	TRANS	14	4	4	41 [△]
Jaaron Simmons (GS)	TRANS	18	17	0	35%
Muhammad-Ali Abdur-Rahkman (Sr.)	2	12	10	4	28
Moritz Wagner (Jr.)	-	1	17	8	26
Charles Matthews (Jr.)	-	0	TRANS	8	8*
Zavier Simpson (So.)	-	-	0	3	3
Jon Teske (So.)	-	-	0	2	2
Jordan Poole (Fr.)	-	-	-	2	2

% combined total with Houston (0), Ohio (35) & U-M (0)
[△] combined total with Williams College (19) & U-M (22)
 * combined total with Kentucky (0) & U-M (8)

10+ FIELD GOALS	'14-15	'15-16	'16-17	'17-18	Career
Jaaron Simmons (GS)	TRANS	1	6	0	7%
Moritz Wagner (Jr.)	-	0	2	1	3
Duncan Robinson (5th-Sr.)	TRANS	0	0	0	3 [△]
Muhammad-Ali Abdur-Rahkman (Sr.)	0	1	0	0	1
Charles Matthews (Jr.)	-	0	TRANS	1	1*

% combined total with Houston (0), Ohio (7) & U-M (0)
[△] combined total with Williams College (3) & U-M (0)
 * combined total with Kentucky (0) & U-M (1)

5+ FREE THROWS	'14-15	'15-16	'16-17	'17-18	Career
Jaaron Simmons (GS)	TRANS	17	7	0	24%
Duncan Robinson (5th-Sr.)	TRANS	2	0	1	7 [△]
Moritz Wagner (Jr.)	-	0	4	0	4
Muhammad-Ali Abdur-Rahkman (Sr.)	0	2	0	0	2
Charles Matthews (Jr.)	-	0	TRANS	1	1*

% combined total with Houston (0), Ohio (24) & U-M (0)
[△] combined total with Williams College (4) & U-M (3)
 * combined total with Kentucky (0) & U-M (1)

10+ FREE THROWS	'14-15	'15-16	'16-17	'17-18	Career
Jaaron Simmons (GS)	TRANS	4	1	0	5%

% combined total with Houston (0), Ohio (5) & U-M (0)

3+ THREE-POINTERS	'14-15	'15-16	'16-17	'17-18	Career
Duncan Robinson (5th-Sr.)	TRANS	18	8	4	44 [△]
Muhammad-Ali Abdur-Rahkman (Sr.)	0	4	3	2	9
Moritz Wagner (Jr.)	-	0	6	3	9
Jaaron Simmons (GS)	TRANS	4	4	0	8%
Jordan Poole (Fr.)	-	-	-	2	2

% combined total with Houston (0), Ohio (8) & U-M (0)
[△] combined total with Williams College (14) & U-M (30)

5+ THREE-POINTERS	'14-15	'15-16	'16-17	'17-18	Career
Duncan Robinson (5th-Sr.)	TRANS	6	0	0	10 [△]
Jaaron Simmons (GS)	TRANS	0	1	0	1%
Jordan Poole (Fr.)	-	-	-	1	1

% combined total with Houston (0), Ohio (1) & U-M (0)
[△] combined total with Williams College (4) & U-M (6)

DOUBLE-DOUBLE	'14-15	'15-16	'16-17	'17-18	Career
Jaaron Simmons (GS)	TRANS	7	5	0	12%
Duncan Robinson (5th-Sr.)	TRANS	1	0	0	6 [△]
Moritz Wagner (Jr.)	-	0	1	3	4
Charles Matthews (Jr.)	-	Kentucky	TRANS	2	2*
Jon Teske (So.)	-	-	0	2	2
Muhammad-Ali Abdur-Rahkman (Sr.)	0	0	0	1	1

% combined total with Houston (0), Ohio (12) & U-M (0)
[△] combined total with Williams College (5) & U-M (1)
 * combined total with Kentucky (0) & U-M (2)

2017-18 Player Numbers

TIME ON THE COURT PLAYER	YEAR	CAREER GAMES	CONSEC GAMES	CAREER STARTS	CONSEC STARTS
Duncan Robinson	5th-Sr.	119 [^]	96	74	13
Muhammad-Ali Abdur-Rahkman	Sr.	116	111	88	39
Jaaron Simmons	GS	109%	1	67	0
Moritz Wagner	Jr.	80	0	50	0
Zavier Simpson	So.	51	13	4	0
Charles Matthews	Jr.	49*	13	16	13
Jon Teske	So.	33	13	1	1
Ibi Watson	So.	31	2	0	0
Brent Hibbitts	Jr.	14	1	0	0
Eli Brooks	Fr.	13	13	9	9
Isaiah Livers	Fr.	13	13	0	0
Jordan Poole	Fr.	11	9	0	0
Austin Davis	So.	6	1	0	0
Naji Ozeir	Fr.	1	0	0	0
Luke Wilson	Fr.	1	0	0	0
C.J. Baird	Fr.	1	0	0	0
Rico Ozuna-Harrison	Fr.	0	0	0	0

[^] combined total with Williams College (32) & U-M (87)

* combined total with Kentucky (36) & U-M (13)

% combined total with Houston (32), Ohio University (66) & U-M (11)

LED IN ... SCORING	'14-15	'15-16	'16-17	'17-18	Career
Moritz Wagner (Jr.)	-	1	9	4	14
Muhammad-Ali Abdur-Rahkman (Sr.)	-	6	0	3	10
Duncan Robinson (5th-Sr.)	TRANS	5	0	2	6
Charles Matthews (Jr.)	-	Kentucky	TRANS	3	3
Jordan Poole (Fr.)	-	-	-	1	1

LED IN ... REBOUNDING	'14-15	'15-16	'16-17	'17-18	Career
Moritz Wagner (Jr.)	-	0	8	6	14
Muhammad-Ali Abdur-Rahkman (Sr.)	1	3	3	2	9
Duncan Robinson (5th-Sr.)	TRANS	5	0	0	5
Charles Matthews (Jr.)	-	Kentucky	TRANS	3	3
Jon Teske (So.)	-	-	0	2	2

LED IN ... ASSISTS	'14-15	'15-16	'16-17	'17-18	Career
Muhammad-Ali Abdur-Rahkman (Sr.)	0	4	2	7	13
Charles Matthews (Jr.)	-	Kentucky	TRANS	4	4
Zavier Simpson (So.)	-	-	1	3	4
Duncan Robinson (5th-Sr.)	TRANS	2	1	0	3
Jaaron Simmons (GS)	TRANS	Ohio	Ohio	2	2
Eli Brooks (Fr.)	-	-	-	2	2
Moritz Wagner (Jr.)	-	0	0	1	1

LED IN ... BLOCKS	'14-15	'15-16	'16-17	'17-18	Career
Duncan Robinson (5th-Sr.)	RS	5	6	2	13
Mortiz Wagner (Jr.)	-	2	6	1	9
Muhammad-Ali Abdur-Rahkman (Sr.)	0	5	1	1	7
Jon Teske (So.)	-	-	2	5	7
Charles Matthews (Jr.)	-	Kentucky	TRANS	2	2
Austin Davis (So.)	-	-	0	2	2
Isaiah Livers (Fr.)	-	-	-	2	2
Brent Hibbitts (Jr.)	-	0	0	1	1
Ibi Watson (So.)	-	-	0	1	1
Eli Brooks (Fr.)	-	-	-	1	1
Jordan Poole (Fr.)	-	-	-	1	1

LED IN ... STEALS	'14-15	'15-16	'16-17	'17-18	Career
Muhammad-Ali Abdur-Rahkman (Sr.)	7	8	9	2	26
Moritz Wagner (Jr.)	-	0	14	5	19
Zavier Simpson (So.)	-	-	7	7	14
Duncan Robinson (5th-Sr.)	TRANS	5	5	3	13
Charles Matthews (Jr.)	-	Kentucky	TRANS	2	2
Jon Teske (So.)	-	-	1	1	2
Ibi Watson (So.)	-	-	1	0	1
Eli Brooks (Fr.)	-	-	-	1	1

MICHIGAN STARTING FIVE

Starters #1 --> **Simpson**, Abdur-Rahkman, Matthews, Robinson, Wagner..... 3-1
Starters #2 --> **Brooks**, Abdur-Rahkman, Matthews, Robinson, Wagner..... 6-2
Starters #3 --> **Brooks**, Abdur-Rahkman, Matthews, Robinson, **Teske**..... 1-0

Date	Opponent	starter	starter	starter	starter	starter
N11	NORTH FLORIDA	#3 ZS	#13 MAAR	#1 CM	#22 DR	#13 MW
N13	CENTRAL MICHIGAN	#3 ZS	#13 MAAR	#1 CM	#22 DR	#13 MW
N16	SOUTHERN MISS	#3 ZS	#13 MAAR	#1 CM	#22 DR	#13 MW
N20	vs. LSU	#3 ZS	#13 MAAR	#1 CM	#22 DR	#13 MW
N21	vs. Chaminade	#55 EB	#12 MAAR	#1 CM	#22 DR	#13 MW
N22	vs. VCU	#55 EB	#12 MAAR	#1 CM	#22 DR	#13 MW
N26	UC RIVERSIDE	#55 EB	#13 MAAR	#1 CM	#22 DR	#13 MW
N29	at North Carolina	#55 EB	#12 MAAR	#1 CM	#22 DR	#13 MW
D2	INDIANA+	#55 EB	#13 MAAR	#1 CM	#22 DR	#13 MW
D4	at Ohio State+	#55 EB	#12 MAAR	#1 CM	#22 DR	#13 MW
D9	UCLA	#55 EB	#13 MAAR	#1 CM	#22 DR	#13 MW
D12	at Texas	#55 EB	#12 MAAR	#1 CM	#22 DR	#13 MW
D16	vs. Detroit Mercy	#55 EB	#12 MAAR	#1 CM	#22 DR	<u>#15 JT</u>
D21	ALABAMA A&M					
D30	JACKSONVILLE					
J2	at Iowa+					
J6	ILLINOIS+					
J9	PURDUE+					
J13	at Michigan State+					
J15	MARYLAND+					
J18	at Nebraska+					
J21	RUTGERS+					
J25	at Purdue+					
J29	NORTHWESTERN+					
F3	MINNESOTA+					
F6	at Northwestern+					
F11	at Wisconsin+					
F14	IOWA+					
F18	OHIO STATE+					
F21	at Penn State+					
F24	at Maryland+					
F28	BTT First Round					
M1	BTT Second Round					
M2	BTT Quarterfinal					
M3	BTT Semifinal					
M4	BTT Championship					

The Last Time ...

IN THE RANKING (Listed AP/ESPN-USA Today Coaches Poll)

Michigan was ranked	March 13, 2017, FINAL Associated Press (23rd) April 3, 2017, FINAL ESPN/USA Today Coaches Poll (17th)
Michigan defeated a ranked opponent	March 19, 2017, #10/10 Louisville (NCAA): U-M won 73-69 at Bankers Life Fieldhouse in Indianapolis, Ind.
Michigan lost to a ranked opponent	Nov. 29, 2017, #13/11 North Carolina: UNC won 86-71 at Dean Smith Center in Chapel Hill, N.C.
Michigan defeated a ranked opponent at home	Feb. 25, 2017, #14/14 Purdue U-M won 82-70 at Crisler Center in Ann Arbor, Mich.
Michigan defeated a ranked opponent on the road	March 19, 2017, #10/10 Louisville (NCAA): U-M won 73-69 at Bankers Life Fieldhouse in Indianapolis, Ind.
Michigan defeated a top 10 ranked opponent at home	Jan. 12, 2016, #3/3 Maryland, U-M won 70-67 at Crisler Center in Ann Arbor, Mich.
Michigan defeated a top 10 ranked opponent on the road	March 19, 2017, #10/10 Louisville (NCAA): U-M won 73-69 at Bankers Life Fieldhouse in Indianapolis, Ind.
Michigan was ranked No. 1	Jan. 28, 2013, Michigan 1st in AP poll, 2nd in ESPN/USA Today Coaches Poll
Michigan faced the No. 1 ranked team	Dec. 14, 2013, #1/1 Arizona: U-M lost 72-70 at Crisler Center in Ann Arbor, Mich.
Michigan defeated the No. 1 ranked team	Dec. 14, 1997, #1/1 Duke: U-M won 81-73 at Crisler Center in Ann Arbor, Mich.

OVERTIME / THE LAST SECOND

Michigan won an overtime game	Dec. 9, 2017, UCLA: U-M won 78-69 at Crisler Center in Ann Arbor, Mich.
Michigan lost an overtime game	Feb. 19, 2017, at Minnesota: U-M lost 83-78 at Williams Arena in Minneapolis, Minn.
Michigan won on a buzzer beater	March 11, 2016, 10/10 Indiana: U-M won 72-69 at Bankers Life Fieldhouse: Kameron Chatman, three-pointer with 0.2 second left
Opponent won on a buzzer beater	March 1, 2017 at Northwestern: Dererk Pardon layup after full court pass with 1.7 seconds left

DOUBLE-FIGURE SCORING

Michigan had one in double figures	Feb. 13, 2016, Purdue: Zak Irvin (22)
Michigan had two in double figures	Dec. 2, 2017, Indiana: Jordan Poole (19) and Moritz Wagner (13)
Michigan had three in double figures	Dec. 9, 2017, UCLA: Moritz Wagner (23), Charles Matthews (20), Xavier Simpson (15)
Michigan had four in double figures	Dec. 12, 2017, at Texas: M.A. Abdur-Rahkman (17), C. Matthews (12), D. Robinson (10), M. Wagner (10)
Michigan had five in double figures	Dec. 16, 2017, vs. Detroit Mercy: C. Matthews (20), J. Teske (15), J. Poole (12), Z. Simpson (12), D. Robinson (11)
Michigan had six in double figures	Jan. 26, 2017, Indiana: D. Walton Jr. (21), M. Wagner (14), D. Robinson (13), M.A. Abdur-Rahkman (12), Z. Irvin (12), D.J. Wilson (11)
Michigan had five starters in double figures	Nov. 13, 2017, Central Michigan: M.A. Abdur-Rahkman (17), Z. Simpson (13), C. Matthews (13), M. Wagner (10), D. Robinson (10)
Michigan had two players with 20-plus points	Dec. 9, 2017, UCLA: Moritz Wagner (23), Charles Matthews (20)
Michigan had three players with 20-plus points	Jan. 14, 2017, Nebraska: Moe Wagner (23), Zak Irvin (21), Derrick Walton Jr. (20)
Michigan had two players with 30-plus points	March 12, 1994, at Northwestern: Jalen Rose (33) and Juwan Howard (32)

INDIVIDUAL SCORING

U-M player had 20 or more points	Dec. 16, 2016, vs. Detroit Mercy	Charles Matthews (20)
U-M player had 30 or more points	March 7, 2015, Rutgers	Aubrey Dawkins (31)
U-M player had 40 or more points	Jan. 9, 1988, Minnesota	Glen Rice (40)
Opponent player had 20 or more points	Dec. 9, 2017, UCLA	Aaron Holiday (27)
Opponent player had 30 or more points	March 6, 2013, at Purdue	Terone Johnson (32)
Opponent player had 40 or more points	Dec. 30, 1993, Arizona	Khalid Reeves (40)

INDIVIDUAL REBOUNDING

U-M player had 10 or more rebounds	Dec. 16, 2016, vs. Detroit Mercy	Jon Teske (10)
U-M player had 15 or more rebounds	Nov. 12, 2013, S.C. State	Jon Horford (15)
U-M player had 20 or more rebounds	Dec. 22, 2008, Florida Gulf Coast	DeShawn Sims (20)
Opponent player had 10 or more rebounds	Dec. 16, 2016, vs. Detroit Mercy	Kam Chatman (13)

INDIVIDUAL ASSISTS

U-M player had five-plus assists	Dec. 16, 2016, vs. Detroit Mercy	Xavier Simpson (7)
U-M player had 10-plus assists	Nov. 26, 2017, UC Riverside	Charles Matthews (12)
U-M player had 15-plus assists	March 5, 2017, at Nebraska	Derrick Walton Jr. (16), <i>U-M Record</i>

INDIVIDUAL BLOCKS

U-M player had five-plus blocks	Nov. 13, 2016, IUPUI	D.J. Wilson (5)
U-M player had 10-plus blocks	Dec. 7, 1985, Florida Southern	Roy Tarpley (10)

INDIVIDUAL STEALS

U-M player had five-plus steals	March 9, 2017, vs. Illinois (BTT)	Moritz Wagner (5)
U-M player had 10-plus steals	has yet to happen	

DOUBLE-DOUBLE

U-M player had a double-double (point-rebound)	Dec. 16, 2016, vs. Detroit Mercy	Jon Teske (15 points, 10 rebounds)
U-M player had a double-double (point-assist)	Nov. 26, 2017, UC Riverside	Charles Matthews (17 points, 12 assists)
U-M player had a double-double (point-block)	Dec. 7, 1985, Florida Southern	Roy Tarpley (19 points, 10 blocks)
Michigan had two players with a double-double	Nov. 26, 2017, UC Riverside	Moritz Wagner (21 points, 10 rebounds) Charles Matthews (117 points, 12 assists)

TRIPLE-DOUBLE

U-M player had a triple-double (point-rebound-assist)	Dec. 19, 2015, Youngstown State	Derrick Walton Jr. (10P, 11R, 13A)
	Dec. 15, 2015, Northern Kentucky	Caris LeVert (13P, 10R, 10A)
	Jan. 30, 2011, Iowa	Darius Morris (12P, 10R, 11A)
	Nov. 14, 2009, Northern Michigan	Manny Harris (18P, 13R, 10A)
	March 14, 1987 vs. North Carolina (NCAA)	Gary Grant (24P, 10R, 10A)

The Last Time ...

SCORING

Michigan scored 100 or more points	Nov. 21, 2017, vs. Chaminade	Michigan (102) - U-M won 102-64
Michigan scored 90 or more points	Dec. 16, 2016, vs. Detroit Mercy	Michigan (90) - U-M won 90-58
Michigan scored 80 or more points	Nov. 26, 2017, UC Riverside	Michigan (87) - U-M won 87-42
Michigan scored fewer than 50 points	Nov. 23, 2016, at South Carolina	Michigan (46) - U-M lost 61-46
Opponent scored 100 or more points	Dec. 10, 2016, at UCLA	UCLA (102) - U-M lost 102-84
Opponent scored 90 or more points	March 17, 2016, vs. Oklahoma State (NCAA)	Oklahoma State (92) - U-M won 92-91
Opponent scored fewer than 50 points	Nov. 26, 2017, UC Riverside	UC Riverside (42) - U-M won 87-42
Opponent scored fewer than 40 points	Dec. 12, 2015, Delaware State	Delaware State (33) - U-M won 80-33

REBOUNDING

Michigan had more than 50 rebounds	Nov. 25, 2008, Norfolk State	Michigan (53)
Michigan had more than 40 rebounds	Dec. 16, 2016, vs. Detroit Mercy	Michigan (44)
Michigan had fewer than 25 rebounds	March 17, 2017, vs. Oklahoma State (NCAA)	Michigan (21)
Opponent had more than 50 rebounds	March 10, 2013, Indiana	Indiana (53)
Opponent had more than 40 rebounds	Dec. 9, 2017, UCLA	UCLA (41)
Opponent had fewer than 25 rebounds	Nov. 16, 2017, Southern Miss	Southern Miss (23)

ASSISTS

Michigan had more than 20 assists	Nov. 26, 2017, UC Riverside	Michigan (24)
Michigan had more than 15 assists	Dec. 16, 2016, vs. Detroit Mercy	Michigan (19)
Michigan had fewer than 10 assists	Dec. 12, 2017, at Texas	Michigan (9)

BLOCKS

Michigan had more than 10 blocks	Feb. 24, 2007, at Minnesota	Michigan (10)
Michigan had more than five blocks	Dec. 16, 2016, vs. Detroit Mercy	Michigan (5)
Michigan had fewer than five blocks	Dec. 12, 2017, at Texas	Michigan (3)
Michigan did not record a block	Dec. 9, 2017, UCLA	Michigan (0)

STEALS

Michigan had more than 10 steals	Dec. 16, 2016, vs. Detroit Mercy	Michigan (11)
Michigan had more than five steals	Dec. 4, 2017, at Ohio State	Michigan (5)
Michigan had fewer than five steals	Dec. 12, 2017, at Texas	Michigan (3)
Michigan did not record a steal	Feb. 16, 2014, Wisconsin	Michigan (0)

FIELD GOALS

Michigan had more than 40 field goals made	Dec. 19, 2015, Youngstown State	Michigan (40)
Michigan had more than 30 field goals made	Dec. 16, 2016, vs. Detroit Mercy	Michigan (34)
Michigan had fewer than 20 field goals made	Feb. 4, 2017, Ohio State	Michigan (19)
Michigan had more than 70 field goal attempts	Dec. 16, 2016, vs. Detroit Mercy	Michigan (72)
Michigan had more than 60 field goal attempts	Dec. 9, 2017, UCLA	Michigan (64)
Michigan had fewer than 40 field goal attempts	Feb. 6, 2010, Wisconsin	Michigan (39)
Michigan shot over 60 percent from the field	Nov. 21, 2017, vs. Chaminade	Michigan 64.9 percent (37-for-57)
Michigan shot over 50 percent from the field	Nov. 26, 2017, UC Riverside	Michigan 54.0 percent (34-for-63)
Michigan shot less than 30 percent from the field	Nov. 23, 2016, at South Carolina	Michigan 19.2 percent (10-for-52)

3-POINT FIELD GOALS

Michigan had more than 15 three-point field goals	Nov. 21, 2017, vs. Chaminade	Michigan (15)
Michigan had more than 10 three-point field goals	Dec. 16, 2016, vs. Detroit Mercy	Michigan (11)
Michigan had fewer than five three-point field goals	Nov. 22, 2017, vs. VCU	Michigan (5)
Michigan did not make three-point field goal	March 3, 2013, Michigan State	Michigan (0)
Michigan had more than 30 three-point field goal attempts	Dec. 2, 2017, Indiana	Michigan (31)
Michigan had more than 20 three-point field goal attempts	Dec. 16, 2016, vs. Detroit Mercy	Michigan (23)
Michigan had fewer than 10 three-point field goals attempts	Dec. 15, 2007, Central Michigan	Michigan (8)
Michigan shot over 50 percent on three-pointers	Nov. 21, 2017, vs. Chaminade	Michigan 53.6 percent (15-for-28)
Michigan shot over 40 percent on three-pointers	Dec. 16, 2016, vs. Detroit Mercy	Michigan 47.8 percent (11-for-23)
Michigan shot less than 25 percent on three-pointers	Nov. 22, 2017, vs. VCU	Michigan 25.0 percent (5-for-20)

FREE THROWS MADE

Michigan had more than 30 free throws made	Feb. 14, 2001 vs. Iowa	Michigan (34)
Michigan had more than 20 free throws made	Jan. 14, 2017, Nebraska	Michigan (26)
Michigan had fewer than 10 free throws made	Dec. 12, 2017, at Texas	Michigan (9)
Michigan had more than 30 free throw attempts	Jan. 14, 2017, Nebraska	Michigan (30)
Michigan had more than 20 free throw attempts	Dec. 9, 2017, UCLA	Michigan (22)
Michigan had fewer than 10 free throw attempts	Dec. 2, 2017, Indiana	Michigan (10)
Michigan had fewer than five free throw attempts	Jan. 1, 2017, at Iowa	Michigan (5)
Michigan shot 100 percent on free throws	March 23, 2017, vs. Oregon (NCAA)	Michigan 1.000 percent (7-for-7)
Michigan shot over 90 percent on free throws	Jan. 17, 2016, at Wisconsin	Michigan 90.9 percent (10-for-11)
Michigan shot less than 50 percent on free throws	Dec. 9, 2017, UCLA	Michigan 36.4 percent (08-for-22)

FOULS

Michigan had more than 20 fouls	Dec. 4, 2017, at Ohio State	Michigan (20)
Michigan had more than 15 fouls	Dec. 16, 2016, vs. Detroit Mercy	Michigan (18)
Michigan had fewer than 10 fouls	Nov. 26, 2017, UC Riverside	Michigan (6)
Michigan had fewer than five fouls	Dec. 11, 2012, Binghamton	Michigan (4)

TURNOVERS

Michigan had more than 20 turnovers	Jan. 28, 2009, at Ohio State	Michigan (21)
Michigan had more than 10 turnovers	Dec. 12, 2017, at Texas	Michigan (10)
Michigan had fewer than 10 turnovers	Dec. 16, 2016, vs. Detroit Mercy	Michigan (9)
Michigan had fewer than five turnovers	March 17, 2017, vs. Oklahoma State (NCAA)	Michigan (4)

2017-18 Game Details

EXH1: Grand Valley State | W, 82-50

Nov. 3, 2017 | Ann Arbor, Mich. | Crisler Center

Michigan opened the 2017-18 season with an 82-50 exhibition victory over Grand Valley State on Nov. 3 inside the Crisler Center. U-M was led by a game-high 23 points on 9-of-14 shooting from Charles Matthews. Matthews started his Wolverine debut strong, scoring nine of its first 15 points. Duncan Robinson paced the Wolverines in the three-point category with three and finished with 11 points. Moritz Wagner posted a double-double with 10 points and a game-high 10 rebounds.

GAME 1: North Florida | W, 86-66

Nov. 11, 2017 | Ann Arbor, Mich. | Crisler Center | Maui Mainland Match-Up

With the score tied, 49-49, with 11 minutes remaining, Michigan went on a 17-4 run over four and a half minutes in the tail end of the second half to break away from North Florida and go on to a 20-point win, 86-66, in the 2017-18 season opener. The Wolverines were led by three in double-figures led by Duncan Robinson's 21 and Charles Matthews' 21 as they became the first pair of 20-point Wolverines in two and a half years -- March 3, 2015 at Northwestern -- Zak Irvin, 28 and Aubrey Dawkins, 21 at Northwestern. Moritz Wagner nearly made it three 20-point players as he finished 18 and 12 rebounds for his second career double-double. Overall, U-M assisted on 64 percent of its field goals (21-of-33), led by Zavier Simpson's career-high nine assists.

GAME 2: Central Michigan | W, 72-65

Nov. 13, 2017 | Ann Arbor, Mich. | Crisler Center

Michigan grinded out a win over Central Michigan, 72-65 to remain perfect at 2-0 early in the season. All five starting Wolverines scored in double digits with a team-best 17 from Muhammad-Ali Abdur-Rahkman, a career-best 13 from Zavier Simpson (13), another 13 from Charles Matthews and 10 apiece from Moritz Wagner and Duncan Robinson. In fact, Wagner continued to make an impact on both sides of the ball, recording his second double-double in as many games, adding a game-high 11 rebounds. After trailing by as much as eight early, U-M chipped away to close out the first half with a slim 32-31 lead. The Maize and Blue opened the second half on a 10-3 run over the first four minutes to build an eight point lead of its own before CMU rallied to retake the lead 47-46 with 11 minutes left. For a repeat from its opener, U-M used another 8-0 run to retake the lead and maintained it throughout the remainder of the half.

GAME 3: Southern Miss | W, 61-47

Nov. 16, 2017 | Ann Arbor, Mich. | Crisler Center

Michigan dominated the second half to erase a one-point halftime deficit and earn a 61-47 win over Southern Mississippi inside Crisler Center. The win keeps U-M unbeaten at 3-0 and is the Wolverines' third victory at home in the last six days. Four Michigan players scored in double-digits in the win: Muhammad-Ali Abdur-Rahkman (14), Duncan Robinson (12), Moritz Wagner (12) and Jon Teske (10). Teske had a career night as he recorded a career-high 10 points and 11 rebounds en route to his first career double-double. He went a perfect 5-for-5 from the field. This marks the third consecutive game U-M has had a player record a double-double, as Wagner accomplished the feat in each of the first two games.

GAME 4: vs. LSU | L, 77-75

Nov. 20, 2017 | Lahaina, Hawai'i | Lahaina Civic Center | Maui Jim Maui Invitational

Playing in the Maui Jim Maui Invitational for fifth time, Michigan had a career-best 28 points from Charles Matthews and a season-high 24 from Moritz Wagner, however it was not enough as the Wolverines fell, 77-75, to LSU in the opening day's final game at the Lahaina Civic Center. Matthews was 10-for-17 from the field while adding a career-best eight rebounds. Wagner added 24 points on 9-of-14 shooting from the field with three long-range buckets while adding seven rebounds. Senior Muhammad-Ali Abdur-Rahkman added 12 points and a team-best four assists. After trailing by as much as seven, U-M rallied to build a nine-point lead with five minutes to go before LSU used a 15-6 run to seal a comeback as the Wolverines missed a game-winning three-point attempt.

GAME 5: vs. Chaminade | W, 102-64

Nov. 21, 2017 | Lahaina, Hawai'i | Lahaina Civic Center | Maui Jim Maui Invitational

Playing in its second game of the Maui Jim Maui Invitational, Michigan shot a blistering 64.9 percent overall while connecting on 15 3-pointers as the Wolverines cruised past Chaminade, 102-64, at the Lahaina Civic Center. Charles Matthews was impressive throughout, leading all scorers with 22 points on 8-of-8 shooting and a game-high 10 rebounds in 30 minutes of action. Among Michigan's five players to reach double figures were Muhammad-Ali Abdur-Rahkman (17 points, 6-8 FG), Duncan Robinson (14 points), Moritz Wagner (10 points) and Jordan Poole (10 points). Abdur-Rahkman added a team-best five assists in the game.

GAME 6: vs. VCU | W, 68-60

Nov. 22, 2017 | Lahaina, Hawai'i | Lahaina Civic Center | Maui Jim Maui Invitational

Michigan outscored VCU 11-0 in the final two minutes of play to secure a 68-60 win and earn a fifth-place finish in the Maui Jim Maui Invitational at the Lahaina Civic Center. Duncan Robinson led four Wolverines in double-digit scoring with a game-high 18 points. With six and five points, respectively, in the final two minutes Moe Wagner (12) and Muhammad-Ali Abdur-Rahkman (10) also posted double-figures, while Charles Matthews added 11 points. Wagner has scored double-digits in all six games this season, while Robinson, Matthews and Abdur-Rahkman have each done so in five of six outings. Wagner was one rebound shy of his third double-double of the season, grabbing nine rebounds. In a game that featured seven lead changes, including four in the last 10 minutes of the contest -- and similar team stats across the board -- U-M dominated, 16-0, in fast-break points.

GAME 7: UC Riverside | W, 87-42

Nov. 26, 2017 | Ann Arbor, Mich. | Crisler Center

Michigan showed no signs of fatigue traveling back from Maui as the Wolverines dominated UC Riverside, 87-42, with red hot shooting and outrebounding the Highlanders by 14. The 45-point margin was the largest of the season and helped the Wolverines remain a perfect 4-0 at home. All 16 Wolverines on the roster earned playing time, as Moritz Wagner (21), Charles Matthews (17), Duncan Robinson (13) and Jordan Poole (11) all scored in double-digits. Wagner recorded his third double-double of the season with his 21 points and 10 rebounds, while Matthews recorded his second career double-double with 17 points and 12 assists, in addition to four rebounds and two steals. The duo became the first Wolverines to record a double-double in the same game in nearly four years -- Jan. 6, 2013 vs. Iowa (Glenn Robinson III 20P, 10R and Trey Burke 19P, 12A).

GAME 8: at 13/11 North Carolina | L, 86-71

Nov. 29, 2017 | Chapel Hill, N.C. | Dean Smith Center

Despite a hot start, during which the Wolverines made their first eight shots of the game, Michigan was eventually overwhelmed by No. 13 North Carolina and fell to the Tar Heels, 86-71, in its Big Ten/ACC Challenge matchup inside the Dean Smith Center. Moritz Wagner finished the game just one rebound shy of his fourth double-double of the season, recording 20 points and nine rebounds. Charles Matthews joined Wagner in double-figures with 12 points, while Michigan's 39 remaining points came from 10 other players. Isaiah Livers led U-M's bench players with nine points and added five rebounds.

GAME 9: Indiana | W, 69-55

Dec. 2, 2017 | Ann Arbor, Mich. | Crisler Center

In its Big Ten opener, Michigan team led wire to wire and by as many as 16 points in a 69-55 win over Indiana inside Crisler Center. Overall, eight Wolverines scored in the win, led by a career-high 19 points from Jordan Poole and 13 from Moritz Wagner. Poole got an early opportunity off the bench, as Charles Matthews picked up a foul just 14 seconds into the game and was replaced by the freshman guard. Muhammad-Ali Abdur-Rahkman added a career high 11 rebounds in addition to eight points and three assists. The Maize and Blue had 29 bench points in the win, compared to the Hoosiers' nine, and assisted on 62 percent of its field goals (16-of-26). Michigan's defense held Indiana to 55 points -- well below its 78.3 points-per-game average -- with 21 of those coming in the first half. Of the Hoosiers' 55 total points, 36 came from in the paint. The Hoosiers hit two three-point field goals the entire game, while the Wolverines connecting on 11 of their own.

GAME 10: at Ohio State | L, 71-62

Dec. 4, 2017 | Columbus, Ohio | Value City Arena

Playing its 10th game in a 24 day span, Michigan saw a 20-point first-half lead evaporate and eventually was edged by Ohio State, 71-62, inside Value City Arena. U-M scored 43 first half points shooting 56.7 percent from the field, before posting just 19 in the second half shooting 17.2 percent from the field. Moritz Wagner finished the game one rebound shy of his fourth double-double of the season, recording 14 points and nine rebounds. Zavier Simpson and Muhammad-Ali Abdur-Rahkman added 11 points each.

GAME 11: -/23 UCLA | W, 78-69 OT

Dec. 9, 2017 | Ann Arbor, Mich. | Crisler Center

Michigan erased a 15-point second-half deficit to force overtime, where the Wolverines outscored the Bruins, 13-4, to defeat UCLA, 78-69, inside a thundering Crisler Center. U-M had two 20-point scorers for the second time this season; Moritz Wagner had a team-best 23 points, converting a season-high 10 field goals (10-for-16), while Charles Matthews posted 20 points on 8-for-11 shooting. Zavier Simpson contributed all over the stat sheet, finishing with a career-high 15 points, four steals and two rebounds.

2017-18 Game Details

GAME 12: at Texas | W, 59-52

Dec. 12, 2017 | Austin, Texas | Frank Erwin Center

Michigan led for nearly the entire game, earning a 59-52 victory over the Texas in its final non-conference road game of the season at the Frank Erwin Center. Muhammad-Ali Abdur-Rahkman recorded his first career double-double with 17 points and 10 rebounds to pace the Wolverines. Charles Matthews nearly joined Abdur-Rahkman with 12 bounds and eight rebounds, while Moritz Wagner and senior Duncan Robinson posted 10 points each. Abdur-Rahkman and Matthews helped U-M rebound UT, 40-31.

GAME 31: vs. Detroit Mercy | W, 90-58

Dec. 16, 2017 | Detroit, Mich. | Little Caesars Arena

Michigan used a 19-0 first-half spurt to get out to a big lead and the Wolverines ran past Detroit Mercy by a score of 90-58. The win came in the inaugural college basketball game played at Little Caesars Arena. U-M led throughout the game but it was a 19-0 run in a span of just 3:36 of the first half that turned a 23-13 game into a 42-13 advantage. That spurt was part of a larger 31-4 blitz that saw the Wolverines convert seven consecutive 3-pointers in building an insurmountable 37-point lead. With Moe Wagner out with a right ankle sprain, Jon Teske earned his first career start and posted his second double-double (15 points, 10 rebounds), while Charles Matthews had 20 points and seven boards. Zavier Simpson added 12 points off the bench with seven assists (no turnovers), while Jordan Poole (12) and Duncan Robinson (11) gave U-M five in double figures.

2017-18 Box Scores



Charles Matthews scored nine of U-M's first 15 points and went on to post a team-best 23 on 9-for-14 shooting in U-M's exhibition win over Grand Valley State.



With the score tied, 49-49, and 11 minutes left, U-M went on a 24-4 run over the next seven minutes to pull away for the 86-66 win as Duncan Robinson led with 21 points.



Moritz Wagner posted his second straight double-double with 10 points and a game-high 11 rebounds in U-M's scrappy 72-65 victory against Central Michigan.

EXHIBITION 1
MICHIGAN: 82
Grand Valley State: 50
November 3, 2017
Ann Arbor, Mich. • Crisler Center
TV: BTN-Plus (Student U)



#	U-M	FG	3FG	FT	O-D	TOT	F	TP	A	TO	B	S	MIN
13	M. Wagner, f	4-8	2-5	0-0	3-7	10	0	10	1	4	1	0	22
22	D. Robinson, f	3-6	3-5	2-3	1-2	3	3	11	4	2	1	0	22
1	C. Matthews, g	9-14	1-3	4-7	1-3	4	1	23	2	2	1	0	29
3	Z. Simpson, g	2-4	0-1	2-2	0-4	4	0	6	3	1	0	2	18
12	Abdur-Rahkman, g	2-8	1-4	0-0	1-2	3	1	5	1	1	0	0	25
0	B. Hibbitts	0-0	0-0	0-0	0-1	1	0	0	0	0	0	0	4
2	J. Poole	0-0	0-0	0-1	0-0	0	0	0	1	0	0	0	2
4	I. Livers	0-1	0-1	0-0	1-2	3	1	0	1	0	0	0	16
5	J. Simmons	2-4	1-1	0-0	2-2	4	1	5	3	0	0	0	15
11	L. Wilson	0-1	0-0	0-0	0-0	0	1	0	0	1	0	0	2
15	J. Teske	2-3	0-0	0-0	1-3	4	2	4	3	0	0	1	12
23	I. Watson	3-5	1-2	1-1	0-2	2	2	8	0	1	0	0	10
25	N. Ozeir	1-1	1-1	0-0	0-0	0	0	3	0	0	0	0	2
51	A. Davis	1-1	0-0	0-0	2-1	3	0	2	0	1	0	0	6
55	E. Brooks	2-4	1-3	0-2	0-1	1	1	5	2	0	0	0	15
TEAM					0-1 1								
TOTALS					31-60 11-26 9-16 12-31 43 13 82 21 12 4 3 200								
TOTAL FG%:					1st: 16-26 .615 2nd: 15-34 .441 Game: 31-60 .517								
3-PT FG%:					1st: 7-12 .583 2nd: 4-14 .286 Game: 11-26 .423								
FT%:					1st: 6-12 .500 2nd: 3-4 .750 Game: 9-16 .563								
Deadball: 2													

#	GVSU	FG	3FG	FT	O-D	TOT	F	TP	A	TO	B	S	MIN
25	B. Lubitz, f	3-7	1-3	0-0	0-0	0	4	7	0	0	0	0	18
24	J. Greason, c	2-3	0-0	0-0	0-1	1	3	4	0	4	0	0	14
4	L. Dollison, g	3-9	0-4	1-2	1-1	2	2	7	2	1	0	0	22
11	Z. West, g	1-6	0-1	0-0	4-2	6	2	2	2	1	0	1	23
14	C. Dorsey, g	2-6	0-0	2-3	1-5	6	4	6	0	1	0	0	18
1	C. Pearl	1-5	0-1	0-1	3-2	5	0	2	0	0	0	2	26
3	S. Lloyd	0-1	0-0	0-0	0-1	1	1	0	0	1	0	0	4
12	M. Miller	1-7	0-1	1-2	0-3	3	0	3	1	1	0	1	19
13	H. Hale	3-12	2-7	0-0	0-4	4	3	8	1	0	1	0	26
20	B. Lauf	1-2	1-1	0-0	0-0	0	0	0	0	2	0	1	4
21	D. Baar	3-5	0-0	0-0	3-1	4	2	6	0	1	1	0	20
30	D. Lewis	0-1	0-1	2-2	1-1	2	1	2	1	1	0	0	5
35	J. Rexroth	0-0	0-0	0-0	0-0	0	0	0	0	0	0	0	1
TEAM					2-1 3								
TOTALS					20-64 4-19 6-10 15-22 37 22 50 7 13 2 5 200								
TOTAL FG%:					1st: 10-35 .286 2nd: 10-29 .345 Game: 20-64 .313								
3-PT FG%:					1st: 0-10 .000 2nd: 4-9 .444 Game: 4-19 .211								
FT%:					1st: 1-3 .333 2nd: 5-7 .714 Game: 6-10 .600								
Deadball: 2													

Technical Fouls: None
Foul Out: U-M - None; Grand Valley State - None
Officials: Lamont Simpson, Lewis Garrison, John Floyd
Attendance: 10,235
Score by Half
Michigan..... 45-37 82
Grand Valley State..... 21-29 50

GAME 1
MICHIGAN: 86
North Florida: 66
November 11, 2017
Ann Arbor, Mich. • Crisler Center
TV: BTN-Plus (Student U)



#	U-M	FG	3FG	FT	O-D	TOT	F	TP	A	TO	B	S	MIN
13	M. Wagner, f	8-17	0-3	2-3	4-8	12	3	18	0	2	0	1	30
22	D. Robinson, f	7-13	4-7	3-3	3-4	7	1	21	3	1	1	2	33
1	C. Matthews, g	9-19	1-3	1-4	3-1	4	2	20	3	2	1	2	31
3	Z. Simpson, g	1-2	1-2	0-0	0-3	3	1	3	9	2	0	2	18
12	Abdur-Rahkman, g	1-5	1-2	2-2	1-3	4	2	5	1	0	0	1	33
2	J. Poole	1-1	0-0	0-0	0-0	0	1	2	0	1	0	1	3
4	I. Livers	1-2	1-1	0-0	0-0	0	1	3	2	1	0	1	10
5	J. Simmons	0-2	0-1	2-2	0-1	1	0	2	1	0	0	0	10
15	J. Teske	1-1	0-0	0-0	0-2	2	1	2	1	0	0	0	7
23	I. Watson	2-4	1-3	0-0	0-1	1	0	5	1	0	0	1	9
51	A. Davis	1-1	0-0	1-2	1-0	1	0	3	0	0	0	0	2
55	E. Brooks	1-4	0-3	0-0	0-0	0	2	0	2	1	0	1	14
TEAM					0-1 1								
TOTALS					33-71 9-25 11-16 12-24 36 12 86 21 10 2 12 200								
TOTAL FG%:					1st: 13-34 .382 2nd: 20-37 .541 Game: 33-71 .465								
3-PT FG%:					1st: 3-12 .250 2nd: 6-13 .462 Game: 9-25 .360								
FT%:					1st: 3-5 .600 2nd: 8-11 .727 Game: 11-16 .688								
Deadball: 4													

#	North Florida	FG	3FG	FT	O-D	TOT	F	TP	A	TO	B	S	MIN
0	N. Horchler, f	3-10	0-0	1-2	2-7	9	2	7	1	1	2	1	28
2	W. Aminu, f	1-3	0-0	5-6	0-7	7	3	7	3	4	1	0	29
3	J.T. Escobar, g	4-8	2-3	0-0	0-1	1	2	10	1	3	0	2	29
11	G. Sams, g	6-12	3-4	2-2	1-5	6	4	17	1	4	0	2	31
21	J. Gandia-Rosa, g	4-6	2-4	2-3	0-0	0	2	12	1	5	0	0	31
1	E. Lambright	0-1	0-1	0-0	0-1	1	1	0	1	0	0	0	6
10	O. Blount	2-3	1-2	2-2	0-1	1	2	7	1	4	0	0	23
20	B. Coffey II	0-0	0-0	0-0	1-0	1	0	0	0	1	0	0	8
22	T. Day	1-6	0-0	1-2	2-0	2	3	3	2	1	1	0	12
50	B. Haid	1-1	1-1	0-0	0-0	0	0	3	0	0	0	0	3
TEAM					2-4 6								
TOTALS					22-50 9-15 13-17 8-26 34 19 66 11 24 4 5 200								
TOTAL FG%:					1st: 11-24 .458 2nd: 11-26 .423 Game: 22-50 .440								
3-PT FG%:					1st: 4-6 .667 2nd: 5-9 .556 Game: 9-15 .600								
FT%:					1st: 4-5 .800 2nd: 9-12 .750 Game: 13-17 .765								
Deadball: 0,1													

Technical Fouls: None
Foul Out: U-M - None; North Florida - None
Officials: Terry Wymer, Chris Beaver, Courtney Green
Attendance: 9,916
Score by Half
Michigan..... 32-54 86
North Florida..... 30-36 66

GAME 2
MICHIGAN: 72
Central Michigan: 65
November 13, 2017
Ann Arbor, Mich. • Crisler Center
TV: BTN



#	U-M	FG	3FG	FT	O-D	TOT	F	TP	A	TO	B	S	MIN
13	M. Wagner, f	3-9	1-5	3-4	1-10	11	2	10	1	1	0	0	29
22	D. Robinson, f	3-10	2-8	2-2	0-1	1	3	10	3	2	0	0	34
1	C. Matthews, g	6-12	1-6	0-0	1-2	3	1	13	2	1	1	1	37
3	Z. Simpson, g	5-7	2-3	1-2	0-2	2	1	13	3	0	0	2	27
12	Abdur-Rahkman, g	7-15	3-9	0-0	1-2	3	0	17	4	0	0	1	37
4	I. Livers	0-2	0-1	0-0	2-0	2	0	0	0	0	0	0	6
5	J. Simmons	2-4	1-2	0-0	1-1	2	2	5	1	0	0	0	14
15	J. Teske	0-0	0-0	4-4	0-1	1	1	4	0	0	2	1	10
23	I. Watson	0-0	0-0	0-0	0-0	0	0	0	0	0	0	0	3
55	E. Brooks	0-0	0-0	0-0	0-0	0	1	0	0	0	0	0	3
TEAM					1-1 2 2								
TOTALS					26-59 10-34 10-12 7-20 27 11 72 14 6 3 5 200								
TOTAL FG%:					1st: 10-26 .385 2nd: 16-33 .485 Game: 26-59 .441								
3-PT FG%:					1st: 5-15 .333 2nd: 5-19 .263 Game: 10-34 .294								
FT%:					1st: 7-8 .875 2nd: 3-4 .750 Game: 10-12 .833								
Deadball: 1,2													

#	Central Michigan	FG	3FG	FT	O-D	TOT	F	TP	A	TO	B	S	MIN
14	D. Dileo, f	3-6	1-4	0-0	2-7	9	3	7	1	0	1	0	31
21	C. Williams, f	1-5	0-1	4-4	0-5	5	3	6	3	3	1	0	27
24	L. Meyer, f	5-10	2-4	0-0	0-3	3	3	12	1	1	0	0	31
2	S. Roundtree, g	7-11	4-6	3-3	0-4	4	4	21	3	5	0	0	30
12	J. Kozinski, g	1-2	1-2	3-3	0-1	1	0	6	0	1	0	0	22
0	G. Peppers	3-8	1-3	0-0	1-1	2	1	7	2	1	0	0	21
1	C. Redman	0-1	0-1	0-0	1-1	2	2	0	0	0	0	0	4
20	K. McKay	1-6	0-1	1-2	3-3	6	2	3	2	3	0	2	25
22	M. Beachler	1-2	1-2	0-0	0-0	0	0	3	0	0	0	0	9
TEAM					0-2 2								
TOTALS					22-51 10-24 11-12 7-27 34 18 65 12 14 2 2 200								
TOTAL FG%:					1st: 11-26 .423 2nd: 11-25 .440 Game: 22-51 .431								
3-PT FG%:					1st: 5-13 .385 2nd: 5-11 .455 Game: 10-24 .417								
FT%:					1st: 4-5 .800 2nd: 7-7 1.000 Game: 11-17 .917								
Deadball: 1													


2017-18 Box Scores



Jon Teske came off the bench to spark the Wolverines as he recorded his first career double-double after a career-best 10 boards with a career-high 11 rebounds.



Charles Matthews led U-M with 28 points and eight rebounds, while Moe Wagner had 24 and seven as U-M's late rally could not hold as LSU struck for a 77-75 win.



Charles Matthews continued his strong play in Maui recording his first career double-double with 22 points and 10 rebounds in lopsided win over Chaminade.

GAME 3
MICHIGAN: 61
 Southern Miss: 47
November 16, 2017
 Ann Arbor, Mich. • Crisler Center
 TV: BTN-Plus (Student U)



#	U-M	FG	3FG	FT	O-D	TOT	F	TP	A	TO	B	S	MIN
13	M. Wagner, f	4-8	0-2	4-4	1-5	6	1	12	0	1	0	0	24
22	D. Robinson, f	4-9	4-8	0-0	0-4	4	3	12	1	2	1	0	31
1	C. Matthews, g	2-4	1-3	1-2	0-3	3	2	6	2	2	0	1	27
3	Z. Simpson, g	0-1	0-1	0-0	0-0	0	0	1	0	1	1	0	22
12	Abdur-Rahkman, g	6-14	2-7	0-0	1-3	4	0	14	4	1	0	1	37
4	I. Livers	0-0	0-0	0-0	0-0	0	0	0	0	0	1	0	8
5	J. Simmons	0-2	0-0	2-2	0-1	1	1	2	5	2	0	0	19
15	J. Teske	5-5	0-0	0-1	5-6	11	2	10	0	0	0	0	15
23	I. Watson	2-4	1-2	0-0	1-1	2	0	5	0	0	1	1	13
51	A. Davis	0-0	0-0	0-0	0-0	0	0	0	0	0	0	0	3
55	E. Brooks	0-0	0-0	0-0	0-0	0	0	0	0	0	0	0	3
TEAM					0-1	1				2			
TOTALS		23-47	8-23	7-9	8-24	32	10	61	13	11	3	5	200
TOTAL FG%:		1st: 12-24	.480	2nd: 11-22	.500	Game: 23-47	.489						
3-PT FG%:		1st: 4-13	.308	2nd: 4-10	.400	Game: 8-23	.348						
FT%:		1st: 4-5	.800	2nd: 3-4	.750	Game: 7-9	.778						
		Deadball: 1											

#	Southern Miss	FG	3FG	FT	O-D	TOT	F	TP	A	TO	B	S	MIN
12	T. Rowe, f	3-5	0-0	1-2	0-1	1	3	7	0	0	0	0	22
0	D. Magee, g	4-8	2-2	0-0	0-3	3	4	10	1	5	0	1	25
1	C. Edwards, g	2-9	1-2	0-0	1-6	7	1	5	2	0	0	0	37
5	T. Griffin, g	6-15	3-6	0-1	0-4	4	0	15	2	3	0	2	40
20	K. Holland, g	1-4	0-1	0-0	1-2	3	1	2	3	1	0	1	31
2	D. Richardson	0-4	0-2	0-0	0-1	1	2	0	0	0	0	0	21
11	L. Draine	0-0	0-0	0-0	1-0	1	0	0	0	0	0	0	6
15	E. Davis	4-4	0-0	0-0	2-0	2	1	8	1	1	0	0	18
TEAM					1-0	1							
TOTALS		20-49	6-13	1-3	6-17	23	12	47	9	10	0	4	200
TOTAL FG%:		1st: 14-26	.538	2nd: 6-23	.261	Game: 20-49	.408						
3-PT FG%:		1st: 5-10	.500	2nd: 1-3	.333	Game: 6-13	.462						
FT%:		1st: 0-1	.000	2nd: 1-2	.500	Game: 1-3	.333						
		Deadball: 1											

Technical Fouls: None
Foul Out: U-M - None; Southern Miss - None
Officials: Larry Scirotto, Donnie Eppley, Kelly Pfeifer
Attendance: 8,765
Score by Half
 Michigan..... 32-29 61
 Southern Miss..... 32-14 47

GAME 4 - MAUI JIM MAUI INVITE
MICHIGAN: 75
 vs. LSU: 77
November 20, 2017
 Lahaina, Hawai'i • Lahaina Civic Center
 TV: ESPN2



#	U-M	FG	3FG	FT	O-D	TOT	F	TP	A	TO	B	S	MIN
13	M. Wagner, f	9-14	3-7	3-5	2-5	7	3	24	0	1	0	3	32
22	D. Robinson, f	1-4	1-3	0-0	0-1	1	3	3	0	0	0	0	28
1	C. Matthews, g	10-17	1-2	7-10	6-2	8	3	28	3	2	0	0	33
3	Z. Simpson, g	0-0	0-0	0-0	0-0	0	4	0	2	2	0	0	10
12	Abdur-Rahkman, g	4-13	0-5	4-4	2-3	5	1	12	4	0	0	1	36
2	J. Poole	0-0	0-0	0-0	0-0	0	0	0	0	0	0	0	1
4	I. Livers	1-2	0-1	0-0	1-1	2	0	2	0	0	0	1	12
5	J. Simmons	0-1	0-1	0-0	0-1	1	1	0	1	1	0	0	15
15	J. Teske	0-0	0-0	0-0	1-0	1	0	1	0	1	1	8	
23	I. Watson	1-4	0-2	0-0	0-0	0	3	2	0	0	0	0	8
55	E. Brooks	1-4	1-2	1-2	1-1	2	1	4	1	1	0	0	17
TEAM					2-0	2				1			
TOTALS		27-59	6-23	15-21	15-14	29	20	75	12	8	1	6	200
TOTAL FG%:		1st: 12-29	.414	2nd: 15-30	.500	Game: 27-59	.458						
3-PT FG%:		1st: 3-11	.273	2nd: 3-12	.250	Game: 6-23	.261						
FT%:		1st: 2-4	.500	2nd: 13-17	.765	Game: 15-21	.714						
		Deadball: 1											

#	LSU	FG	3FG	FT	O-D	TOT	F	TP	A	TO	B	S	MIN
1	D. Reath, f	5-9	0-1	3-5	2-3	5	4	13	0	2	0	0	30
44	W. Sims, f	1-2	0-1	0-0	1-1	2	0	2	0	0	1	0	20
0	B. Sampson, g	3-6	2-5	2-2	0-2	2	5	10	0	1	0	1	18
3	T. Waters, g	7-13	3-5	4-5	0-1	1	3	21	5	5	0	0	31
4	S. Mays, g	3-6	0-2	2-2	0-5	5	3	8	3	4	2	2	34
2	B. Rachal	2-3	0-0	3-7	1-3	4	3	7	3	0	0	0	23
5	D. Edwards	0-0	0-0	2-2	0-1	1	0	2	0	1	0	0	10
13	J. Combs	0-0	0-0	0-0	1-0	1	2	0	0	0	0	0	7
14	R. Onwuasor	0-0	0-0	0-0	1-1	1	1	0	0	0	0	0	4
21	A. Epps	6-7	2-3	0-0	2-2	4	2	14	0	0	2	2	23
TEAM					2-3	5				1			
TOTALS		27-46	7-17	16-23	9-22	31	23	77	11	14	3	5	200
TOTAL FG%:		1st: 12-22	.545	2nd: 15-24	.625	Game: 27-46	.587						
3-PT FG%:		1st: 4-8	.500	2nd: 3-9	.333	Game: 7-17	.412						
FT%:		1st: 3-4	.750	2nd: 13-19	.684	Game: 16-23	.696						
		Deadball: 3											

Technical Fouls: None
Foul Out: U-M - None; LSU - None
Officials: Patrick Evans, Terry Wymer, Tim Nestor
Attendance: 2,400
Score by Half
 Michigan..... 29-46 75
 vs. LSU..... 31-46 77

GAME 5 - MAUI JIM MAUI INVITE
MICHIGAN: 102
 vs. Chaminade: 64
November 21, 2017
 Lahaina, Hawai'i • Lahaina Civic Center
 TV: ESPN2



#	U-M	FG	3FG	FT	O-D	TOT	F	TP	A	TO	B	S	MIN
13	M. Wagner, f	4-6	1-2	1-2	0-5	5	2	10	1	0	0	0	20
22	D. Robinson, f	5-11	4-9	0-0	0-1	1	0	14	3	0	0	0	29
1	C. Matthews, g	8-8	2-2	4-5	2-8	10	2	22	4	2	3	2	29
12	Abdur-Rahkman, g	6-8	3-4	2-2	0-2	2	1	17	5	0	0	2	31
55	E. Brooks, g	1-5	1-5	2-2	0-2	2	1	5	2	1	1	1	21
0	B. Hibbitts	0-0	0-0	2-2	0-0	0	0	2	0	0	0	0	3
2	J. Poole	3-5	2-3	2-2	0-1	1	1	10	1	2	0	1	9
3	Z. Simpson	1-2	0-1	0-0	0-1	1	0	2	4	0	0	2	11
4	I. Livers	3-3	2-2	0-0	0-1	1	1	8	0	1	1	0	11
5	J. Simmons	0-2	0-0	0-0	0-0	0	1	0	1	0	1	0	11
15	J. Teske	3-3	0-0	3-3	1-3	4	1	6	0	0	1	0	14
23	I. Watson	1-1	0-0	0-0	0-0	0	2	2	1	0	1	1	4
51	A. Davis	2-3	0-0	0-0	0-2	5	2	4	0	0	0	0	7
TEAM					0-1	1							
TOTALS		37-57	15-28	13-18	6-27	33	12	102	22	8	6	9	200
TOTAL FG%:		1st: 17-28	.607	2nd: 20-29	.690	Game: 37-57	.649						
3-PT FG%:		1st: 6-12	.500	2nd: 9-16	.563	Game: 15-28	.536						
FT%:		1st: 4-6	.667	2nd: 9-12	.750	Game: 13-18	.722						
		Deadball: 3											

#	Chaminade	FG	3FG	FT	O-D	TOT	F	TP	A	TO	B	S	MIN
23	B. Reed, f	3-8	0-1	0-0	2-2	4	2	6	0	1	0	0	24
25	E. Scheive, f	3-11	0-3	2-2	3-2	5	2	8	0	0	0	0	22
0	A. Pope, g	4-12	0-3	2-3	2-4	6	1	10	1	3	0	1	29
1	D. Walker, g	3-6	2-5	0-0	0-1	1	2	8	2	0	0	0	23
12	G. Dressler, g	3-9	1-4	0-0	1-2	3	2	7	1	2	0	0	24
3	N. Anderson	0-3	0-2	0-0	1-1	2	2	0	4	1	0	0	23
10	E. Donley	0-0	0-0	0-0	0-0	0	1	0	0	0	0	0	2
11	J. Bridges	2-6	1-2	0-0	2-2	4	4	5	1	5	0	1	18
20	M. Swain	1-1	0-0	1-1	0-0	0	0	2	0	0	0	0	4
32	M. Southard	0-0	0-0	0-0	0-0	0	0	0	0	0	0	0	1
33	B. Koelliker	4-6	1-2	6-8	3-1	4	1	15	0	1	0	1	

2017-18 Box Scores



With the score tied, 60-60, Moe Wagner converted a three-point play and then hit a three-pointer with 13 seconds left to seal the thrilling win over VCU in Maui.



Charles Matthews recorded his second double-double, this time with 17 points and 12 assists in U-M's lopsided 87-42 win over UC Riverside.



Moritz Wagner led U-M with 20 points and nine rebounds in 86-71 set back against defending national champions North Carolina in B1G/ACC Challenge match-up.

GAME 6 - MAUI JIM MAUI INVITE
MICHIGAN: 68
vs. VCU: 60
November 22, 2017



Lahaina, Hawai'i • Lahaina Civic Center
 TV: ESPN2/U

#	U-M	FG	3FG	FT	O-D	TOT F	TP	A	TO	B	S	MIN			
13	M. Wagner, f	5-10	1-3	1-1	2-7	9	4	12	0	2	0	24			
22	D. Robinson, f	7-13	2-8	2-2	3-2	5	1	18	0	2	1	36			
1	C. Matthews, g	4-9	0-2	3-8	0-6	6	2	11	3	1	1	33			
12	Abdur-Rahkman, g	1-11	0-0	0-5	0-5	5	2	10	4	0	0	24			
55	E. Brooks, g	2-4	0-1	1-2	0-1	1	1	5	1	0	0	20			
2	J. Poole	0-0	0-0	0-0	0-0	0	0	0	0	0	0	4			
3	Z. Simpson	0-1	0-1	2-2	1-0	1	2	2	2	0	1	19			
4	I. Livers	0-0	0-0	0-0	0-1	1	0	0	0	1	0	4			
5	J. Simmons	0-1	0-0	0-0	0-0	1	0	0	0	0	0	2			
15	J. Teske	3-4	0-0	2-5	1-3	4	1	8	0	1	2	16			
23	I. Watson	0-0	0-0	2-2	0-0	0	0	2	0	1	0	3			
TEAM															
TOTALS					25-53	5-20	13-22	9-25	34	14	68	10	4	6	200
TOTAL FG%:					1st: 13-31	.419	2nd: 12-22	.545	Game: 25-53					.472	
3-PT FG%:					1st: 3-13	.231	2nd: 2-7	.286	Game: 5-20					.250	
FT%:					1st: 7-8	.875	2nd: 6-14	.429	Game: 13-22					.591	
													Deadball: 2		

#	VCU	FG	3FG	FT	O-D	TOT F	TP	A	TO	B	S	MIN				
4	J. Tillman, f	3-9	0-0	0-0	1-5	6	2	6	0	0	0	27				
21	K. Lane, f	5-5	0-0	3-5	3-5	8	1	13	1	0	0	1				
0	D. Jenkins, g	6-13	0-2	0-0	1-2	3	3	12	2	3	0	35				
10	J. Williams, g	3-13	0-3	0-0	0-4	4	1	6	2	3	0	30				
13	M. Crowfield, g	2-5	1-3	1-2	0-1	1	4	6	0	0	0	28				
1	M. Simms	4-5	2-2	2-2	0-3	3	2	12	0	1	0	17				
5	S. Mobley	0-1	0-1	0-0	0-1	1	3	0	0	1	0	9				
14	M. Santos-Silva	1-3	0-0	0-0	1-2	3	2	2	1	1	1	6				
15	X. Jackson	0-1	0-0	0-0	0-0	0	1	0	0	0	0	3				
22	L. Djonkam	0-0	0-0	0-0	0-0	0	0	0	0	0	1	3				
25	T. Maye	1-1	0-0	1-2	0-2	2	1	3	0	0	0	15				
TEAM																
TOTALS					25-56	3-11	7-11	8-26	34	20	60	6	10	2	6	200
TOTAL FG%:					1st: 14-31	.452	2nd: 11-25	.440	Game: 25-56					.446		
3-PT FG%:					1st: 2-4	.500	2nd: 1-7	.143	Game: 3-11					.273		
FT%:					1st: 0-1	.000	2nd: 7-10	.700	Game: 7-11					.636		
													Deadball: 2			

Technical Fouls: None
Foul Out: U-M - None; VCU - None
Officials: Tim Comer, Ron Tyburski, Ryan Wells
Attendance: 2,400
Score by Half
 Michigan..... 36-32 68
 vs. VCU..... 30-30 60

GAME 7
MICHIGAN: 87
UC Riverside: 42
November 26, 2017



Ann Arbor, Mich. • Crisler Center
 TV: FS1

#	U-M	FG	3FG	FT	O-D	TOT F	TP	A	TO	B	S	MIN				
13	M. Wagner, f	7-9	4-5	3-4	1-9	10	0	21	1	2	0	22				
22	D. Robinson, f	5-8	2-4	1-2	3-2	5	0	13	0	0	0	25				
1	C. Matthews, g	7-12	1-2	2-3	0-4	4	0	17	12	1	0	25				
12	Abdur-Rahkman, g	1-2	0-1	0-0	0-4	4	0	2	5	1	1	27				
55	E. Brooks, g	3-6	2-4	0-0	2-2	4	0	8	2	1	1	18				
0	B. Hibbitts	2-3	1-1	0-0	1-1	2	1	5	0	0	1	4				
2	J. Poole	4-9	3-6	0-1	0-0	0	0	11	0	1	0	11				
3	Z. Simpson	0-1	0-1	0-0	0-2	2	0	0	0	0	0	13				
4	I. Livers	3-6	0-2	0-0	1-2	3	1	6	0	1	1	11				
5	J. Simmons	0-0	0-0	0-0	0-0	0	0	2	3	0	0	7				
11	L. Wilson	0-0	0-0	0-1	0-0	0	0	0	0	0	0	4				
15	J. Teske	0-2	0-1	0-0	1-1	2	2	0	0	0	1	11				
23	I. Watson	2-3	0-1	0-0	1-1	2	0	4	1	0	0	7				
24	C.J. Baird	0-0	0-0	0-0	0-0	0	0	1	1	0	0	4				
25	N. Ozeir	0-1	0-0	0-0	0-0	0	0	0	0	0	0	4				
51	A. Davis	0-1	0-0	0-0	0-4	4	2	0	0	1	1	7				
TEAM																
TOTALS					34-63	13-28	6-11	10-34	44	6	87	24	11	7	10	200
TOTAL FG%:					1st: 16-32	.500	2nd: 18-31	.581	Game: 34-63					.540		
3-PT FG%:					1st: 5-15	.333	2nd: 8-13	.615	Game: 13-28					.464		
FT%:					1st: 4-6	.667	2nd: 2-5	.400	Game: 6-11					.545		
													Deadball: 1			

#	UC Riverside	FG	3FG	FT	O-D	TOT F	TP	A	TO	B	S	MIN				
14	B. Rosser, f	0-2	0-1	0-0	0-0	0	4	0	0	3	0	14				
21	A. Larsson, f	3-11	0-0	1-2	2-1	3	1	7	0	3	0	24				
1	D.J. Sylvester, g	2-6	1-3	0-0	0-1	1	1	5	1	0	0	20				
3	C. Murray, g	4-11	0-4	0-0	0-4	4	0	8	0	2	0	24				
15	D. Martin, g	1-5	0-0	0-0	0-6	6	1	2	2	1	0	24				
0	A. Hickman	1-2	0-0	0-0	0-1	1	0	2	0	0	0	4				
5	J. Brown	2-5	0-0	2-4	0-2	2	1	6	0	1	0	13				
10	A. Kennedy	0-2	0-0	0-0	0-0	0	0	0	0	4	1	15				
13	E. Rwahwire	1-4	1-1	0-0	2-0	2	0	3	0	0	0	4				
22	D. Pickett	1-2	0-0	0-0	0-3	3	0	2	0	1	0	11				
24	K. Flippin	1-4	0-2	0-0	2-1	3	4	2	3	0	1	11				
25	J. Jackson	0-0	0-0	0-0	0-2	2	0	0	0	0	1	14				
31	R. Pierce	0-1	0-1	0-0	0-0	0	0	0	0	0	0	8				
32	M. Dijkstra	2-5	1-2	0-0	0-2	2	0	5	0	0	1	10				
14TEAM																
TOTALS					18-60	3-14	3-6	9-23	32	12	42	6	15	3	6	200
TOTAL FG%:					1st: 7-26	.269	2nd: 11-34	.324	Game: 18-60					.300		
3-PT FG%:					1st: 2-4	.500	2nd: 1-10	.100	Game: 3-14					.214		
FT%:					1st: 1-2	.500	2nd: 2-4	.500	Game: 3-6					.500		
													Deadball: 2			

Technical Fouls: None
Foul Out: U-M - None; UC Riverside - None
Officials: Gene Steratore, Bill Ek, Brandon Cruz
Attendance: 9,841
Score by Half
 Michigan..... 41-46 87
 UC Riverside..... 17-25 42

GAME 8 - B1G/ACC CHALLENGE
MICHIGAN: 71
at 13/11 North Carolina: 86
November 29, 2017



Chapel Hill, N.C. • Dean Smith Center
 TV: ESPN

#	U-M	FG	3FG	FT	O-D	TOT F	TP	A	TO	B	S	MIN				
13	M. Wagner, f	9-13	1-3	1-2	2-7	9	1	20	3	1	1	24				
22	D. Robinson, f	1-6	1-5	0-0	1-1	2	3	3	2	0	1	21				
1	C. Matthews, g	5-10	2-4	0-0	0-1	1	3	12	3	4	1	28				
12	Abdur-Rahkman, g	1-6	0-4	0-0	0-1	1	3	2	3	1	0	28				
55	E. Brooks, g	1-5	1-4	1-2	1-2	3	0	4	2	1	0	18				
0	B. Hibbitts	1-1	0-0	0-0	1-0	1	1	2	0	0	0	1				
2	J. Poole	1-6	1-5	1-2	0-0	0	1	4	0	0	1	12				
3	Z. Simpson	1-2	1-2	0-0	0-1	1	0	3	0	2	0	1				
4	I. Livers	4-7	1-2	0-0	3-2	5	3	9	1	0	1	13				
5	J. Simmons	1-1	1-1	0-0	0-0	1	3	2	1	0	0	9				
15	J. Teske	0-2	0-0	2-4	0-1	1	0	2	0	0	0	14				
23	I. Watson	3-7	1-4	0-1	1-1	2	0	7	0	0	0	12				
51	A. Davis	0-0	0-0	0-0	0-1	1	0	0	0	0	2	0				
TEAM																
TOTALS					28-66	10-34	5-11	13-18	31	16	71	16	10	6	8	200
TOTAL FG%:					1st: 15-29	.517	2nd: 13-37	.351	Game: 28-66					.424		
3-PT FG%:					1st: 7-15	.467	2nd: 3-19	.158	Game: 10-34					.294		
FT%:					1st: 0-2	.000	2nd: 5-9	.556	Game: 5-11					.455		
													Deadball: 5			

#	13/11 UNC	FG	3FG	FT	O-D	TOT F	TP	A	TO	B	S	MIN
15	G. Brooks, f	3-5	0-0	2-3	3-1	4	3	8	2	0	0	24
32	L. Maye, f	11-16	1-2	4-5	1-5	6	2	27	3	1	1	31
2	J. Berry, g	6-15	3-7	2-2	1-4	5	1	17	4	1	2	31
24	K. Williams, g	4-7	3-5	1-2	1-1	2	2	12	2	1	0	26
0	S. Woods	2-2	0-0	0-0	0-1	1	0	4	1	0	0	8
3	A. Platek	1-1	0-0	0-0	0-1	1	1	2				


2017-18 Box Scores



Jordan Poole came off the bench early and led U-M to an opening B1G win over Indiana finishing with 19 points, highlighted with five three-pointers.



Despite 14 points and nine rebounds from Moritz Wagner and after going up by as much as 20 in the first half, U-M could not hold onto the lead losing OSU on the road.



Zavier Simpson came off the bench with 15 points, including six points in OT, as he helped U-M rally from a 15 point deficit and defeat UCLA at Crisler Center.

GAME 9
MICHIGAN: 69
Indiana: 55
December 2, 2017
Ann Arbor, Mich. • Crisler Center
TV: CBS



#	U-M	FG	3FG	FT	O-D	TOT	F	TP	A	TO	B	S	MIN
13	M. Wagner, f	6-10	0-2	1-2	1-6	7	4	13	3	2	3	1	28
22	D. Robinson, f	2-10	2-9	0-0	0-3	3	4	6	2	0	0	1	24
1	C. Matthews, g	3-5	1-3	1-2	2-1	3	2	8	1	1	0	0	19
12	Abdur-Rahkman, g	2-5	2-2	2-2	0-11	11	1	8	3	1	0	0	37
55	E. Brooks, g	2-4	1-2	0-0	0-1	1	0	5	6	0	0	2	22
2	J. Poole	7-12	5-10	0-0	0-3	3	0	19	0	2	0	0	27
3	Z. Simpson	0-2	0-1	0-2	0-0	0	0	0	1	0	0	0	18
4	I. Livers	2-4	0-2	0-0	1-0	1	1	4	0	2	0	0	10
15	J. Teske	2-3	0-0	2-2	0-3	3	3	6	0	1	0	1	12
23	I. Watson	0-0	0-0	0-0	0-0	0	0	0	0	1	0	0	3
TEAM					0-2 2								
TOTALS					26-55 11-31 6-10 4-30 34 15 69 16 10 3 5 200								
TOTAL FG%:					1st: 14-32 .438 2nd: 12-23 .522 Game: 26-55 .473								
3-PT FG%:					1st: 6-17 .353 2nd: 5-14 .357 Game: 11-31 .355								
FT%:					1st: 0-0 .000 2nd: 6-10 .600 Game: 6-10 .600								
					Deadball: 2								

#	Indiana	FG	3FG	FT	O-D	TOT	F	TP	A	TO	B	S	MIN
13	J. Morgan, f	9-14	0-1	6-9	3-5	8	3	24	1	1	1	0	32
20	D. Davis, f	2-7	0-0	0-0	1-0	1	3	4	2	0	0	1	18
1	A. Durham, g	2-4	1-1	0-0	0-3	3	2	5	0	1	0	1	23
2	J. Newkirk, g	3-8	1-1	0-0	0-1	1	1	7	1	1	0	0	28
4	R. Johnson, g	2-4	0-0	2-2	0-4	4	2	6	0	3	0	0	29
0	C. Jones	0-2	0-0	0-0	0-0	0	0	0	0	0	0	0	3
3	J. Smith	0-1	0-0	0-0	1-0	1	0	0	0	1	0	0	4
11	D. Green	3-7	0-2	1-2	0-2	0	0	7	3	2	0	1	25
15	Z. McRoberts	0-0	0-0	0-0	0-1	1	0	0	0	0	0	1	12
21	F. McSwain Jr.	0-4	0-0	0-0	0-2	2	0	0	0	1	0	0	6
30	C. Hartman	1-4	0-2	0-1	1-7	8	3	2	0	0	1	0	20
TEAM					1-0 1								
TOTALS					22-55 2-7 9-14 7-25 32 14 55 7 11 2 4 200								
TOTAL FG%:					1st: 9-25 .360 2nd: 13-30 .433 Game: 22-55 .400								
3-PT FG%:					1st: 0-1 .000 2nd: 2-6 .333 Game: 2-7 .286								
FT%:					1st: 3-5 .600 2nd: 6-9 .667 Game: 9-14 .643								
					Deadball: 1, 2								

Technical Fouls: None
Foul Out: U-M - None; Indiana - None
Officials: Terry Oglesby, Rob Riley, Tom Eades
Attendance:
Score by Half
 Michigan..... 34-35 69
 Indiana 21-34 55

GAME 10
MICHIGAN: 62
at Ohio State: 71
December 4, 2017
Columbus, Ohio • Value City Arena
TV: F51



#	U-M	FG	3FG	FT	O-D	TOT	F	TP	A	TO	B	S	MIN
13	M. Wagner, f	5-13	2-5	2-2	3-6	9	4	14	0	3	0	2	31
22	D. Robinson, f	1-7	1-5	0-0	0-2	2	5	3	2	0	0	0	30
1	C. Matthews, g	2-9	0-3	0-0	1-2	3	3	4	3	2	0	0	32
12	Abdur-Rahkman, g	3-10	1-4	4-4	2-3	5	3	11	3	0	0	1	37
55	E. Brooks, g	3-5	2-4	0-0	0-1	1	1	8	1	1	0	1	13
2	J. Poole	2-5	0-3	1-3	0-0	0	1	5	0	0	0	0	8
3	Z. Simpson	4-5	1-1	2-3	1-3	4	0	11	1	1	0	0	20
4	I. Livers	0-1	0-1	0-0	1-2	3	0	0	0	0	0	1	10
5	J. Simmons	0-0	0-0	0-1	1-0	1	1	0	0	0	0	0	7
15	J. Teske	1-2	0-0	1-1	2-1	3	2	3	0	1	0	0	9
23	I. Watson	1-2	1-2	0-0	0-0	0	0	3	0	0	0	0	3
TEAM					0-1 1								
TOTALS					22-59 8-28 10-14 11-21 32 20 62 13 8 0 5 200								
TOTAL FG%:					1st: 17-30 .567 2nd: 5-29 .172 Game: 22-59 .373								
3-PT FG%:					1st: 7-16 .438 2nd: 1-12 .083 Game: 8-28 .286								
FT%:					1st: 2-4 .500 2nd: 8-10 .800 Game: 10-14 .714								
					Deadball: 1								

#	OSU	FG	3FG	FT	O-D	TOT	F	TP	A	TO	B	S	MIN
1	J. Tate, f	6-11	0-1	2-5	1-3	2	2	14	1	1	0	1	37
33	K. Bates-Diop, f	5-10	2-3	6-6	0-9	9	0	18	1	1	1	1	36
34	K. Wesson, f	1-4	0-0	6-8	2-3	5	4	8	1	1	2	0	23
2	M. Jallow, g	0-2	0-2	1-2	0-0	0	3	1	1	0	0	0	12
15	K. Williams, g	3-5	1-2	0-0	0-2	2	1	7	0	0	0	0	18
3	C.J. Jackson	4-10	2-6	7-8	0-6	6	3	17	4	2	0	0	28
13	A. Dakich	0-0	0-0	0-0	1-0	1	2	0	3	0	0	0	16
24	A. Wesson	0-0	0-0	0-0	0-1	1	3	0	1	3	1	1	9
23	K. Young	3-3	0-0	0-0	1-3	4	0	6	0	1	0	1	21
TEAM					1-2 3								
TOTALS					22-45 5-14 22-29 6-29 35 18 71 12 10 4 4 200								
TOTAL FG%:					1st: 10-23 .435 2nd: 12-22 .545 Game: 22-45 .489								
3-PT FG%:					1st: 5-8 .625 2nd: 0-6 .000 Game: 5-14 .357								
FT%:					1st: 5-8 .625 2nd: 17-21 .810 Game: 22-29 .759								
					Deadball: 3								

Technical Fouls: None
Foul Out: U-M - None; OSU - None
Officials: Larry Scriottto, Mike Eades, Ted Valentine
Attendance: 12,546
Score by Half
 Michigan..... 43-19 62
 at Ohio State 30-41 71

GAME 11 | OVERTIME
MICHIGAN: 78
-/23 UCLA: 69
December 9, 2017
Ann Arbor, Mich. • Crisler Center
TV: CBS




#	U-M	FG	3FG	FT	O-D	TOT	F	TP	A	TO	B	S	MIN
13	M. Wagner, f	10-16	3-5	0-3	1-2	3	4	23	2	0	0	2	35
22	D. Robinson, f	1-7	0-5	0-0	0-2	2	3	2	2	1	0	4	34
1	C. Matthews, g	8-11	2-3	2-10	1-7	8	3	20	3	4	0	1	31
12	Abdur-Rahkman, g	2-6	2-2	0-2	2	1	8	3	2	0	0	0	44
55	E. Brooks, g	2-5	1-3	2-2	0-0	0	2	7	3	1	0	1	21
2	J. Poole	0-3	0-3	1-2	0-1	1	0	1	0	1	0	0	11
3	Z. Simpson	6-9	2-2	1-2	0-2	2	1	15	0	2	0	4	24
4	I. Livers	0-2	0-2	0-0	1-6	7	2	0	1	0	0	0	11
5	J. Simmons	0-0	0-0	0-1	0-0	0	0	0	1	0	0	0	4
15	J. Teske	1-1	0-0	0-0	2-2	2	2	2	0	0	0	0	10
TEAM					1-2 3								
TOTALS					30-64 10-29 8-22 6-24 30 18 78 15 11 0 12 225								
TOTAL FG%:					1st: 11-33 .333 2nd: 14-26 .538 OT: 5-5 1.000								
3-PT FG%:					1st: 4-15 .267 2nd: 4-12 .333 OT: 2-2 1.000								
FT%:					1st: 1-4 .250 2nd: 6-14 .429 OT: 1-4 .250								
					Game: 30-64 .469 Game: 10-29 .345 Game: 8-22 .364 Deadball: 7, 1								

#	-/23 UCLA	FG	3FG	FT	O-D	TOT	F	TP	A	TO	B	S	MIN
14	G. Goloman, f	3-5	0-1	1-3	0-4	4	4	7	3	0	0	0	30
40	T. Welsh, c	8-12	2-2	4-4	2-8	10	1	22	1	2	2	0	40
3	A. Holaday, g	9-17	2-5	7-8	0-4	4	3	27	7	2	0	1	43
13	K. Wilkes, g	3-5	0-2	1-1	0-3	3	3	6	1	1	0	0	31
23	P. Ali, g	1-5	0-1	1-2	2-3	5	2	3	0	4	0	1	27
0	A. Olesinski	0-3	0-3	0-0	0-2	2	3	0	0	2	0	0	11
4	J. Hands	1-6	0-3	2-3	1-4	5	2	4	1	3	1	0	26
5	C. Smith	0-4	0-1	0-0	2-4	6	1	0	0	1	0	0	16
21	A. Wulff	0-0	0-0	0-0	0-0	0	0	0	0	0	0	0	1
TEAM					0-2 2								
TOTALS					25-57 4-18 15-21 7-34 41 19 69 13 3 2 225								
TOTAL FG%:					1st: 12-27 .444 2nd: 11-25 .440 OT: 2-5 .400								
3-PT FG%:					1st: 1-9 .111 2nd: 3-7 .429 OT: 0-2 .000								
FT%:					1st: 5-7 .714 2nd: 10-14 .714 OT: 0-0 .000								
					Game: 25-57 .439 Game: 4-18 .222 Game: 15-21 .714 Deadball: 6, 1								

Technical Fouls: None
Foul Out: U-M - None; UCLA - None
Officials: Lamont Simpson, D.J. Carstensen, Kelly Pfeifer
Attendance: 12,137
Score by Half
 Michigan..... 27-38-13 78
 -/23 UCLA..... 30-35-4 69

2017-18 Box Scores



Muhammad-Ali Abdur-Rahkman's first career double-double (17 points, 10 rebounds) helped U-M get its first road win with a 59-52 win at Texas.

With Moe Wagner out and in his first career start, Jon Teske posted a double-double (15 points, 10 rebounds) in U-M's 90-58 win over Detroit Mercy at LCA.

GAME 12
MICHIGAN: 59
 at Texas: 52
 December 12, 2017
 Austin, Texas • Frank Erwin Center
 TV: ESPN



#	U-M	FG	3FG	FT	O-D	TOT	F	TP	A	TO	B	S	MIN
13	M. Wagner, f	4-8	2-5	0-0	0-3	3	1	10	0	2	0	1	21
22	D. Robinson, f	2-4	1-3	5-5	0-4	4	4	4	10	0	1	0	19
1	C. Matthews, g	4-10	1-2	3-5	3-5	8	3	12	2	1	0	0	32
12	Abdur-Rahkman, g	17-15	2-4	1-2	4-6	10	3	17	1	2	1	0	36
55	E. Brooks, g	0-2	0-1	0-0	0-3	3	0	0	1	0	0	0	14
2	J. Poole	2-2	0-0	0-0	0-1	1	0	4	0	0	0	0	8
3	Z. Simpson	2-6	0-2	0-0	0-3	3	2	4	1	0	1	0	26
4	I. Livers	1-5	0-2	0-0	1-2	3	3	2	0	1	0	0	22
15	J. Teske	0-3	0-0	0-0	1-2	3	1	0	0	2	2	1	18
23	I. Watson	0-0	0-0	0-0	0-0	0	0	0	1	0	0	0	4
TEAM					1-1	2							
TOTALS		22-55	6-19	9-12	10-30	40	17	59	9	10	3	3	200
TOTAL FG%:		1st: 14-27	.519	2nd: 8-28	.286	Game: 22-55	.400						
3-PT FG%:		1st: 2-6	.333	2nd: 4-13	.308	Game: 6-19	.316						
FT%:		1st: 2-3	.667	2nd: 7-9	.778	Game: 9-12	.750						
Deadball: 1													

#	Texas	FG	3FG	FT	O-D	TOT	F	TP	A	TO	B	S	MIN
4	M. Bamba, f	4-10	1-3	1-2	1-9	10	1	10	0	2	4	1	35
21	D. Osetkowski, f	6-11	2-4	3-4	1-4	5	4	17	1	2	0	2	29
2	M. Coleman, g	2-8	1-5	0-0	0-2	2	2	5	2	1	0	0	40-
10	E. Davis Jr, g	0-5	0-3	1-2	0-1	1	2	1	0	1	0	0	23
12	K. Roach II, g	4-8	1-4	2-2	1-5	6	4	11	2	3	0	1	38
3	J. Young	2-6	0-0	1-2	1-1	2	2	5	1	0	0	1	19
5	R. Hamm Jr.	0-0	0-0	0-0	0-0	0	0	0	0	0	0	0	2
13	J. Febres	0-0	0-0	0-0	0-0	0	0	0	0	1	0	0	2
20	J. Sims	1-4	0-1	1-3	0-1	1	2	3	0	0	0	0	12
TEAM					2-2	4							
TOTALS		19-52	5-20	9-15	6-25	31	17	52	6	10	4	5	200
TOTAL FG%:		1st: 7-23	.304	2nd: 12-29	.414	Game: 19-52	.365						
3-PT FG%:		1st: 1-9	.111	2nd: 4-11	.364	Game: 5-20	.250						
FT%:		1st: 5-10	.500	2nd: 4-5	.800	Game: 9-15	.600						
Deadball: 3													

Technical Fouls: None
Foul Out: U-M - None; Texas - None
Officials: Mike Eades, Tom Eades, Keith Kimble
Attendance: 12,504
Score by Half
 Michigan..... 32-27 59
 at Texas 20-32 52

GAME 13
MICHIGAN: 90
 vs. Detroit-Mercy: 58
 December 16, 2017
 Detroit, Mich. • Little Caesars Arena
 TV: ESPN



#	U-M	FG	3FG	FT	O-D	TOT	F	TP	A	TO	B	S	MIN
22	D. Robinson, f	4-5	3-4	0-0	0-1	1	2	11	0	1	0	0	21
15	J. Teske, c	6-12	0-0	3-4	6-4	10	0	15	1	0	0	2	28
1	C. Matthews, g	8-16	1-3	3-5	0-7	7	2	20	0	1	1	2	24
12	Abdur-Rahkman, g	1-6	0-2	0-1	0-6	6	0	2	2	0	0	1	26
55	E. Brooks, g	1-4	1-3	1-2	0-2	2	2	4	2	1	1	0	14
0	B. Hibbitts	0-1	0-0	0-0	0-0	0	0	0	0	1	0	0	4
2	J. Poole	5-10	2-4	0-0	0-2	2	3	12	1	1	0	1	15
3	Z. Simpson	5-7	2-2	0-0	1-4	5	0	12	7	0	0	3	19
4	I. Livers	0-3	0-1	0-0	5-1	6	2	0	3	2	2	0	20
5	J. Simmons	0-2	0-1	3-5	0-0	0	1	3	1	0	0	0	12
23	I. Watson	2-3	2-3	1-2	1-1	2	1	7	2	1	0	2	10
51	A. Davis	2-3	0-0	0-0	0-0	5	4	0	1	1	1	0	7
TEAM					2-1	3							
TOTALS		34-72	11-23	11-19	15-29	44	18	90	19	9	5	11	200
TOTAL FG%:		1st: 21-42	.500	2nd: 13-30	.433	Game: 34-72	.472						
3-PT FG%:		1st: 9-15	.600	2nd: 2-8	.250	Game: 11-23	.478						
FT%:		1st: 3-5	.600	2nd: 8-14	.571	Game: 11-19	.579						
Deadball: 3													

#	Detroit-Mercy	FG	3FG	FT	O-D	TOT	F	TP	A	TO	B	S	MIN
21	J. Hogan, f	2-4	0-0	0-0	1-1	2	2	4	0	3	1	0	19
0	K. Chatman, g	5-12	2-3	6-7	1-12	13	1	18	1	1	0	1	32
1	J. Jackson Jr., g	1-8	1-5	2-2	0-2	2	1	5	0	6	0	0	22
5	C. Allen, g	2-9	1-2	6-7	0-2	2	2	11	1	1	0	0	24
23	J. McFolley, g	0-6	0-3	2-5	1-5	6	3	2	2	3	0	0	27
2	R. Prince	2-3	0-0	0-0	1-2	3	2	4	1	3	0	0	16
4	D. Black	2-5	1-3	2-2	1-2	3	3	7	0	3	1	1	22
11	C. Long	0-0	0-0	0-0	0-1	1	1	0	0	0	0	0	10
12	M. Eichler	1-1	0-0	0-0	0-0	0	1	2	0	1	0	2	8
13	J. Ballantyne	0-0	0-0	0-0	0-0	0	0	0	0	0	0	0	5
15	J. Joubert	0-1	0-0	0-0	0-0	0	0	1	0	1	0	0	3
25	G. Blackshear	2-2	0-0	0-0	2-1	3	3	4	0	1	1	0	7
35	I. Jones	0-0	0-0	1-2	0-0	0	1	1	0	1	0	0	5
TEAM					1-1	2							
TOTALS		17-51	5-16	19-25	8-29	37	20	58	6	23	3	4	200
TOTAL FG%:		1st: 5-23	.217	2nd: 12-28	.429	Game: 17-51	.333						
3-PT FG%:		1st: 3-9	.333	2nd: 2-7	.286	Game: 5-16	.313						
FT%:		1st: 6-8	.750	2nd: 13-17	.765	Game: 19-25	.760						
Deadball: 2													

Technical Fouls: None
Foul Out: U-M - None; Detroit-Mercy - None
Officials: Chris Beaver, Donnie Epply, Rob Kueneman
Attendance: 20,645
Score by Half
 Michigan..... 54-36 90
 vs. Detroit-Mercy 19-39 58

GAME 14
MICHIGAN: xx
 Alabama A&M: xx
 December 21, 2017
 Ann Arbor, Mich. • Crisler Center
 TV: ESPN



#	U-M	FG	3FG	FT	O-D	TOT	F	TP	A	TO	B	S	MIN
TEAM						0-0	0						
TOTALS		0-0	0-0	0-0	0-0	0	0	0	0	0	0	0	0
TOTAL FG%:		1st: 0-0	.000	2nd: 0-0	.000	Game: 0-0	.000						
3-PT FG%:		1st: 0-0	.000	2nd: 0-0	.000	Game: 0-0	.000						
FT%:		1st: 0-0	.000	2nd: 0-0	.000	Game: 0-0	.000						
Deadball: 0													

Technical Fouls: None
Foul Out: U-M - None; Alabama A&M - None
Officials:
Score by Half
 Michigan
 Alabama A&M

2017-18 Michigan Basketball
Michigan Combined Team Statistics (as of Dec 17, 2017)
All games

Overall record: 10-3 Conf: 1-1 Home: 6-0 Away: 1-2 Neutral: 3-1

##	Player	gp-gs	Total			3-Point		F-Throw		Rebounds					Other				pts	avg				
			min	avg	fg-fga	fg%	3fg-fga	3fg%	ft-fga	ft%	off	def	tot	avg	pf	dq	a	to			blk	stl		
13	Wagner, Moritz	12-12	330	27.5	74-133	.556	18-47	.383	21-32	.656	18	73	91	7.6	29	0	11	17	4	14	187	15.6		
01	Matthews, Charles	13-13	381	29.3	76-142	.535	14-38	.368	27-54	.500	19	49	68	5.2	28	0	41	24	8	12	193	14.8		
22	Robinson, Duncan	13-13	365	28.1	43-107	.402	27-78	.346	13-14	.929	10	28	38	2.9	32	1	18	10	4	11	126	9.7		
12	Abdur-Rahkman, M-A	13-13	449	34.5	45-120	.375	18-55	.327	17-19	.895	11	51	62	4.8	17	0	42	8	2	11	125	9.6		
02	Poole, Jordan	11-0	105	9.5	25-53	.472	13-34	.382	5-10	.500	0	8	8	0.7	7	0	2	7	2	4	68	6.2		
03	Simpson, Zavier	13-4	240	18.5	25-45	.556	9-19	.474	6-11	.545	3	21	24	1.8	12	0	34	13	0	19	65	5.0		
15	Teske, Jon	13-1	162	12.5	22-38	.579	0-1	.000	14-24	.583	20	27	47	3.6	17	0	3	5	9	10	58	4.5		
55	Brooks, Eli	13-9	201	15.5	17-48	.354	10-32	.313	8-12	.667	4	15	19	1.5	9	0	21	8	3	7	52	4.0		
23	Watson, Ibi	12-0	79	6.6	14-28	.500	6-17	.353	3-5	.600	4	5	9	0.8	4	0	7	4	1	5	37	3.1		
04	Livers, Isaiah	13-0	153	11.8	15-37	.405	4-17	.235	0-0	.000	16	18	34	2.6	14	0	7	9	5	4	34	2.6		
00	Hibblitts, Brent	4-0	12	3.0	3-5	.600	1-1	1.000	2-2	1.000	2	1	3	0.8	2	0	0	1	1	0	9	2.3		
51	Davis, Austin	6-0	26	4.3	5-8	.625	0-0	.000	1-2	.500	4	7	11	1.8	9	1	0	2	4	0	11	1.8		
05	Simmons, Jaaron	11-0	110	10.0	3-15	.200	2-6	.333	7-11	.636	2	4	6	0.5	9	0	17	8	0	0	15	1.4		
11	Wilson, Luke	1-0	4	4.0	0-0	.000	0-0	.000	0-1	.000	0	0	0	0.0	0	0	0	0	0	0	0	0.0		
24	Baird, CJ	1-0	4	4.0	0-0	.000	0-0	.000	0-0	.000	0	0	0	0.0	0	0	1	1	0	0	0	0.0		
25	Ozeir, Najj	1-0	4	4.0	0-1	.000	0-0	.000	0-0	.000	0	0	0	0.0	0	0	0	0	0	0	0	0.0		
Team											13	13	26					5						
Total.....		13	2625	367-780		.471	122-345	.354	124-197	.629	126	320	446	34.3	189	2	204	122	43	97	980	75.4		
Opponents.....		13	2625	297-697		.426	71-206	.345	147-208	.707	107	326	433	33.3	221	1	132	186	36	52	812	62.5		

TEAM STATISTICS	MICH	OPP	Date	Opponent	Score	Att.	
SCORING	980	812	1	11/11/17	NORTH FLORIDA	w 86-66	9916
Points per game	75.4	62.5		11/13/17	CENTRAL MICHIGAN	w 72-65	8951
Scoring margin	+12.9	-		11/16/17	SOUTHERN MISSISSIPPI	w 61-47	8765
FIELD GOALS-ATT	367-780	297-697	2	11/20/17	vs LSU	L 75-77	2400
Field goal pct	.471	.426	2	11/21/17	vs CHAMINADE	w 102-64	2400
3 POINT FG-ATT	122-345	71-206	2	11/22/17	vs VCU	w 68-60	2400
3-point FG pct	.354	.345		11/26/17	UC RIVERSIDE	w 87-42	9841
3-pt FG made per game	9.4	5.5	3	11/29/17	at North Carolina	L 71-86	19036
FREE THROWS-ATT	124-197	147-208	*	12/02/17	INDIANA	w 69-55	11661
Free throw pct	.629	.707	*	12/4/17	at Ohio State	L 62-71	12546
F-Throws made per game	9.5	11.3		12/09/17	UCLA	Wot 78-69	12137
REBOUNDS	446	433		12/12/17	at Texas	w 59-52	12504
Rebounds per game	34.3	33.3		12/16/17	vs Detroit Mercy	w 90-58	20645
Rebounding margin	+1.0	-					
ASSISTS	204	132					
Assists per game	15.7	10.2					
TURNOVERS	122	186					
Turnovers per game	9.4	14.3					
Turnover margin	+4.9	-					
Assist/turnover ratio	1.7	0.7					
STEALS	97	52					
Steals per game	7.5	4.0					
BLOCKS	43	36					
Blocks per game	3.3	2.8					
ATTENDANCE	61271	71931					
Home games-Avg/Game	6-10212	3-14695					
Neutral site-Avg/Game	-	4-6961					

* = Conference game

1 = Maui Jim Maui Invitational Mainland, Ann Arbor, MI (Crisler Center)

2 = Maui Jim Maui Invitational, Lahaina, Hawaii (Lahaina Civic Center)

3 = B1G/ACC Challenge, Chapel Hill, N.C. (Dean Smith Center)

Score by Periods	1st	2nd	OT	Totals
Michigan	473	494	13	980
Opponents	368	440	4	812

2017-18 Michigan Basketball
Michigan Combined Team Statistics (as of Dec 17, 2017)
Conference games only

RECORD:	OVERALL	HOME	AWAY	NEUTRAL
ALL GAMES	1-1	1-0	0-1	0-0
CONFERENCE	1-1	1-0	0-1	0-0
NON-CONFERENCE	0-0	0-0	0-0	0-0

##	Player	gp-gs	min	avg	Total		3-Point		F-Throw		Rebounds				pf	dq	a	to	blk	stl	pts	avg
					fg-fga	fg%	3fg-fga	3fg%	ft-fa	ft%	off	def	tot	avg								
13	Wagner, Moritz	2-2	59	29.5	11-23	.478	2-7	.286	3-4	.750	4	12	16	8.0	8	0	3	5	3	3	27	13.5
02	Poole, Jordan	2-0	35	17.5	9-17	.529	5-13	.385	1-3	.333	0	3	3	1.5	1	0	0	2	0	0	24	12.0
12	Abdur-Rahkman, M-A	2-2	74	37.0	5-15	.333	3-6	.500	6-6	1.000	2	14	16	8.0	4	0	6	1	0	1	19	9.5
55	Brooks, Eli	2-2	35	17.5	5-9	.556	3-6	.500	0-0	.000	0	2	2	1.0	1	0	7	1	0	3	13	6.5
01	Matthews, Charles	2-2	51	25.5	5-14	.357	1-6	.167	1-2	.500	3	3	6	3.0	5	0	4	3	0	0	12	6.0
03	Simpson, Zavier	2-0	38	19.0	4-7	.571	1-2	.500	2-5	.400	1	3	4	2.0	0	0	2	1	0	0	11	5.5
22	Robinson, Duncan	2-2	54	27.0	3-17	.176	3-14	.214	0-0	.000	0	5	5	2.5	9	1	4	0	0	1	9	4.5
15	Teske, Jon	2-0	21	10.5	3-5	.600	0-0	.000	3-3	1.000	2	4	6	3.0	5	0	0	2	0	1	9	4.5
04	Livers, Isaiah	2-0	20	10.0	2-5	.400	0-3	.000	0-0	.000	2	2	4	2.0	1	0	0	2	0	1	4	2.0
23	Watson, Ibi	2-0	6	3.0	1-2	.500	1-2	.500	0-0	.000	0	0	0	0.0	0	0	0	1	0	0	3	1.5
05	Simmons, Jaaron	1-0	7	7.0	0-0	.000	0-0	.000	0-1	.000	1	0	1	1.0	1	0	3	0	0	0	0	0.0
	Team										0	3	3									
	Total.....	2	400		48-114	.421	19-59	.322	16-24	.667	15	51	66	33.0	35	1	29	18	3	10	131	65.5
	Opponents.....	2	400		44-100	.440	7-21	.333	31-43	.721	13	54	67	33.5	32	0	19	21	6	8	126	63.0

TEAM STATISTICS	MICH	OPP	Date	Opponent	Score	Att.
SCORING	131	126	* 12/02/17	INDIANA	w 69-55	11661
Points per game	65.5	63.0	* 12/4/17	at Ohio State	L 62-71	12546
Scoring margin	+2.5	-				
FIELD GOALS-ATT	48-114	44-100				
Field goal pct	.421	.440				
3 POINT FG-ATT	19-59	7-21				
3-point FG pct	.322	.333				
3-pt FG made per game	9.5	3.5				
FREE THROWS-ATT	16-24	31-43				
Free throw pct	.667	.721				
F-Throws made per game	8.0	15.5				
REBOUNDS	66	67				
Rebounds per game	33.0	33.5				
Rebounding margin	-0.5	-				
ASSISTS	29	19				
Assists per game	14.5	9.5				
TURNOVERS	18	21				
Turnovers per game	9.0	10.5				
Turnover margin	+1.5	-				
Assist/turnover ratio	1.6	0.9				
STEALS	10	8				
Steals per game	5.0	4.0				
BLOCKS	3	6				
Blocks per game	1.5	3.0				
ATTENDANCE	11661	12546				
Home games-Avg/Game	1-11661	1-12546				
Neutral site-Avg/Game	-	0-0				

* = Conference game
1 = Maui Jim Maui Invitational Mainland, Ann Arbor, MI (Crisler Center)
2 = Maui Jim Maui Invitational, Lahaina, Hawaii (Lahaina Civic Center)
3 = B1G/ACC Challenge, Chapel Hill, N.C. (Dean Smith Center)

Score by Periods	1st	2nd	Totals
Michigan	77	54	131
Opponents	51	75	126