

# UNIVERSITY OF MICHIGAN BASKETBALL



2010-11 GAME DAY INFORMATION

MICHIGAN ATHLETIC MEDIA RELATIONS

U-M Men's Basketball Contact Tom Wywrot, Associate Director

Email [twywrot@umich.edu](mailto:twywrot@umich.edu) | Direct (734) 647-1268 | Main (734) 763-4423

## 2010-11 SCHEDULE & RESULTS

Overall: 17-11    Big Ten: 7-8  
 Home: 13-4    Home: 4-3  
 Away: 4-5    Away: 3-5  
 Neutral: 0-2    Neutral: 0-0

Rankings listed:  
 Associated Press  
 ESPN/USA Today Coaches Poll

### 2010 EXHIBITION

DAY	DATE	OPPONENT	W/L	SCORE	TV
FRI	N5	SAGINAW VALLEY STATE	W	68-59	BTN.com

### 2010-11 REGULAR SEASON

DAY	DATE	OPPONENT	W/L	SCORE	TV
SAT	N13	USC-UPSTATE	W	66-35	BTN.com
THU	N18	BOWLING GREEN (1)	W	69-50	BTN
SUN	N21	GARDNER WEBB (1)	W	80-58	BTN.com
FRI	N26	vs. 9/10 Syracuse (2)	L	50-53	HDNet
SAT	N27	vs. UTEP (2)	L	56-65	HDNet
TUE	N30	at Clemson (3)	W	69-61	ESPN2
SAT	D4	HARVARD	W	65-62	BTN
MON	D6	CONCORDIA	W	86-65	BTN
FRI	D10	UTAH	W	75-64	BTN
TUE	D14	N.C. CENTRAL	W	64-44	BTN
SAT	D18	OAKLAND	W	69-51	ESPN3.com
THU	D23	BRYANT	W	87-71	BTN
TUE	D28	12/11 PURDUE*	L	57-80	BTN
SUN	J2	PENN STATE*	W	76-69	BTN
WED	J5	at Wisconsin*	L	50-66	BTN
SUN	J9	3/3 KANSAS	L	60-67 OT	CBS
WED	J12	2/2 OHIO STATE*	L	64-68	BTN
SAT	J15	at Indiana*	L	61-80	BTN
TUE	J18	at Northwestern*	L	60-74	BTN
SAT	J22	15/19 MINNESOTA*	L	64-69	BTN
THU	J27	at 25/-- Michigan State*	W	61-57	ESPN
SUN	J30	IOWA*	W	87-73	BTN
THU	F3	at 1/1 Ohio State*	L	53-62	ESPN
SUN	F6	at Penn State*	W	65-62	BTN
WED	F9	NORTHWESTERN*	W	75-66	BTN
SAT	F12	INDIANA*	W	73-69	BTN
WED	F16	at Illinois*	L	52-54	BTN
SAT	F19	at Iowa*	W	75-72 OT	BTN
WED	F23	12/12 WISCONSIN*	6:31 p.m.		BTN
SAT	F26	at Minnesota*	3:31 p.m. CST		BTN
SAT	M5	MICHIGAN STATE*	2 p.m.		CBS


### 2011 BIG TEN TOURNAMENT

DAY	DATE	OPPONENT	W/L	SCORE	TV
THU	M10	First Round	TBD		TBD
FRI	M11	Quarterfinal	TBD		TBD
SAT	M12	Semifinal	1:40/4:05 p.m.		CBS
SUN	M13	Championship	3:30 p.m.		CBS

(1) 2010 Legends Classic, regional rounds, Ann Arbor, Mich. (Crisler Arena)  
 (2) 2010 Legends Classic, championship rounds, Atlantic City, N.J. (Boardwalk Hall)  
 (3) ACC/Big Ten Challenge, Clemson, S.C. (Littlejohn Arena)

## GAME

29



MICHIGAN wolverines (17-11; 7-8 Big Ten)

vs. 12/12 WISCONSIN badgers (20-6; 10-4 Big Ten)

• Date: Wednesday, February 23, 2011

• Tipoff: 6:31 p.m.

• Location: Ann Arbor, Mich.

• Arena: Crisler Arena (13,751)

• U-M Radio: Michigan Sports Marketing (IMG)

• Detroit: WWJ (950 AM) | Ann Arbor: WWWW (102.9 FM)

• Internet: MGoBlue.com

• Sirius: 121 (U-M broadcast) | XM: 141 (U-M broadcast)

• U-M Radio: Matt Shepard (p-by-p) & David Merritt (analyst)

• TV Broadcast: Big Ten Network

• TV: Tom Hart (p-by-p) & Tim Doyle (analyst)



### WOLVERINE STARTING FIVE ...

darius MORRIS	stu DOUGLASS	tim HARDAWAY JR	zack NOVAK	jordan MORGAN
G #4	G #1	G #10	G/F #0	F #52
Points 15.4	Points 7.5	Points 13.2	Points 8.9	Points 9.5
Rebounds 4.0	Rebounds 3.0	Rebounds 3.9	Rebounds 5.9	Rebounds 5.6
Assists 6.9	Assists 1.6	Assists 1.6	Assists 1.5	Assists 0.5

### POSSIBLE STARTING WOLVERINES

No.	Player	Yr.	Pos.	Hgt.	Hometown	Pronunciation
4	Darius Morris	So.	G	6-4	Los Angeles, Calif.	--
1	Stu Douglass	Jr.	G	6-3	Carmel, Ind.	--
10	Tim Hardaway Jr.	Fr.	G	6-5	Miami, Fla.	--
0	Zack Novak	Jr.	G/F	6-4	Chesterton, Ind.	KNOW-vac
52	Jordan Morgan	R-Fr.	F	6-8	Detroit, Mich.	--

### WOLVERINES OFF THE BENCH

No.	Player	Yr.	Pos.	Hgt.	Hometown	Pronunciation
2	Jordan Dumars	So.	F	6-5	Detroit, Mich.	DO-mars
5	Eso Akunne	So.	G	6-3	Ann Arbor, Mich.	S-oh   "AH-koo-NAY"
11	Darrick Ervin II	Jr.	G	5-11	Detroit, Mich.	--
13	Matt Vogrich	So.	G	6-4	Lake Forest, Ill.	VO-grich
15	Jon Horford	Fr.	F	6-9	Grand Ledge, Mich.	--
20	Josh Bartelstein	So.	G	6-2	Highland Park, Ill.	BAR-tell-STEEN
22	Blake McLimans	R-Fr.	F	6-10	Hamburg, N.Y.	muh-CLIMB-enz
23	Evan Smotrycz	Fr.	F	6-9	Reading, Mass.	SMAHT-t'rich
32	Corey Person	Jr.	G	6-3	Kalamzoo, Mich.	--
45	Colton Christian	Fr.	F	6-6	Bellevue, Wash.	--

### NEXT UP ...



[road] at MINNESOTA golden gophers

Saturday, Feb. 26, 2011 • 3:30 p.m. CST / 4:30 p.m. EST


Minneapolis, Minn. (Williams Arena)

Big Ten Network • WOMC (104.3 FM) • WTKA (1050 AM)




# 2010-11 MICHIGAN ROSTER


**ZACK NOVAK**




**STU DOUGLASS**



**JORDAN DUMARS**




**DARIUS MORRIS**



**ESO AKUNNE**



**TIM HARDAWAY, JR.**




**DARRICK ERVIN II**




**MATT VOGRICH**



**JON HORFORD**




**JOSH BARTELSTEIN**




**BLAKE MCLIMANS**




**EVAN SMOTRYCZ**




**COREY PERSON**



**COLTON CHRISTIAN**



**JORDAN MORGAN**



**JOHN BEILEIN**



CLASS BREAKDOWN	
Senior	0
Junior	4
Sophomore	5
Redshirt-Freshman	2
Freshman	4
Total Players	15

## 2010-11 WOLVERINE BASKETBALL ROSTER

No.	Wolverine	Pos.	Hgt.	Wgt.	Class	Hometown (High School)
0	Zack Novak	F	6-4	210	Jr.-Jr.	Chesterton, Ind. (Chesterton)
1	Stu Douglass	G	6-3	190	Jr.-Jr.	Carmel, Ind. (Carmel)
2	Jordan Dumars	F	6-5	220	So.-So.	Detroit, Mich. (Detroit Country Day)
4	Darius Morris	G	6-4	190	So.-So.	Los Angeles, Calif. (Windward)
5	Eso Akunne	G	6-3	220	So.-So.	Ann Arbor, Mich. (Gabriel Richard)
10	Tim Hardaway Jr.	G	6-5	185	Fr.-Fr.	Miami, Fla. (Palmetto Senior)
11	Darrick Ervin II	G	5-11	160	Jr.-Jr.	Detroit, Mich. (University of Detroit Jesuit)
13	Matt Vogrich	G	6-4	190	So.-So.	Lake Forest, Ill. (Lake Forest)
15	Jon Horford	F	6-9	220	Fr.-Fr.	Grand Ledge, Mich. (Grand Ledge)
20	Josh Bartelstein	G	6-2	205	So.-So.	Highland Park, Ill. (Phillips Exeter Academy)
22	Blake McLimans	F	6-10	240	R-Fresh	Hamburg, N.Y. (Worcester Academy)
23	Evan Smotrycz	F	6-9	225	Fr.-Fr.	Reading, Mass. (New Hampton Prep [N.H.])
32	Corey Person	G	6-3	200	Jr.-Jr.	Kalamazoo, Mich. (Central)
45	Colton Christian	F	6-6	215	Fr.-Fr.	Bellevue, Wash. (Hargrave Military Academy)
52	Jordan Morgan	F	6-8	240	R-Fresh	Detroit, Mich. (University of Detroit Jesuit)

## PRONUNCIATION GUIDE

-----	"KNOW-vac"
-----	-----
-----	"DO-mars"
-----	-----
"S-oh"	"AH-koo-NAY"
-----	-----
-----	-----
-----	"VO-grich"
-----	-----
-----	"BAR-tell-STEEN"
-----	"muh-CLIMB-enz"
-----	"SMAHT-t'rich"
-----	-----
-----	-----
-----	-----

**Head Coach:** John Beilein (4th season) / pronunciation "BEE-line"

**Assistant Coaches:** Jeff Meyer (3rd), Bacari Alexander (1st) and LaVall Jordan (1st)



# GAME NOTES

## INSIDE THE OPPONENT (vs. Wisconsin)

Wisconsin comes to Ann Arbor with an overall record of 20-6, 10-4 in the Big Ten. The Badgers are currently in third-place in the conference. Bo Ryan is in his 10th season as the head coach at Wisconsin and has a career record of 237-88 in Madison. The Badgers have won nine-straight against the Wolverines

Last time out, Wisconsin defeated Penn State 76-66 at home in the Kohl Center. The victory was the 18th consecutive for the Badgers at home; Wisconsin is 15-0 this season in the Kohl Center and just 5-6 away from Madison. Jon Leuer and Keaton Nankivil each scored 22 points in the victory over the Nittany Lions, Leuer also grabbed a game-high 10 rebounds.

Leuer leads the Badgers in scoring, averaging 19.3 points per game. He is also the leading rebounder for the Badgers pulling down 7.3 boards per contest. Jordan Taylor also scores in double figures for Wisconsin, averaging 17.8 points per game.

Earlier this season in Madison, the Wolverines held a two-point halftime lead, 28-26, before Wisconsin took control in the second half and earned a 66-50 victory. Taylor had 20 points to lead the Badgers while Leuer added 17; U-M was led by 15 points from Zack Novak.

Wisconsin and Michigan are both among the nation's best in fewest turnovers per game. The Badgers commit just 7.8 per contest, tops in the country, and the Wolverines average just 10.4, fifth-best in the nation.

## LAST TIME ON THE COURT (at Iowa)

- Michigan defeated Iowa, 75-72 in overtime in Iowa City. The Wolverines have won four of their last five games.
- U-M has won its last six and nine out of its last 10 games against the Hawkeyes.
- The game marked the second overtime game this season for Michigan; U-M also lost to Kansas, 67-60, in overtime on Jan. 9.
- The Wolverines and Hawkeyes have played three-straight overtime games in Iowa City. Iowa won the first of the three but U-M has won the last two.
- Tim Hardaway Jr. led Michigan with a career-high 30 points on 9-of-14 shooting (64 percent), including 5-of-7 (71 percent) from behind the arc and a perfect 7-of-7 from the free-throw line. Hardaway is the first Wolverine since Manny Harris (Nov. 11, 2008 vs. Michigan Tech) to score at least 30 points in a game.
- Tim Hardaway Jr. also became the first Wolverine freshman to score 30 points in a game since Daniel Horton (2002-05), who had 31 points at Purdue (Feb. 19, 2003).
- Darius Morris scored 20 points against the Hawkeyes. It was Morris' seventh 20-point effort this season. Morris now has scored in double figures in 13 consecutive games.
- With nine assists against Iowa, Darius Morris became the single-season assists leader by a sophomore with 193 assists. He passes Gary Grant, who dished out 185 assists in the 1985-86 campaign. Morris now stands alone in third place on the Wolverines' single-season assists list, trailing only Grant (234 in 1987-88) and Rumeal Robinson (233 in 1988-89).
- Jordan Morgan scored 18 points against Iowa; it was his 12th double-digit scoring effort of the season. Morgan added a game-high eight rebounds and a steal in the win.

## THE TOURNAMENT RESUME

- Currently has a strength of schedule ranked 23rd in the country, includes 17 games played against the RPI top 100
- The Maize and Blue has won six of its last eight games
- Michigan has six wins against the top 70 in the RPI
- Michigan's 17 victories this season already surpasses last season's total of 15
- On Feb. 21, ESPN's Andy Katz called Michigan "a team that could find its way into contention as a possible at-large berth"
- U-M has just one loss against a team outside of the top 80 in the RPI
- The Wolverines were picked to finish 10th or 11th in the Big Ten in nearly every preseason publication
- Michigan has the youngest team in the Big Ten and country, a squad that features no seniors

### WHO IS THE YOUNGEST TEAM IN THE BIG TEN?

All classes based how they appear on the school's official website

School	Fr.	R-Fr.	So.	R-So.	Jr.	R-Jr.	Sr.	5th-Sr.	Under	Upper	Total	Pct.
<b>Michigan</b>	<b>4</b>	<b>2</b>	<b>5</b>	<b>0</b>	<b>4</b>	<b>0</b>	<b>0</b>	<b>0</b>	<b>11</b>	<b>4</b>	<b>15</b>	<b>73.33%</b>
Illinois	3	2	3	0	0	0	4	0	8	4	12	66.67%
Minnesota	6	0	4	0	3	1	2	0	10	6	16	62.50%
Purdue	3	1	5	0	3	0	3	0	9	6	15	60.00%
Indiana	4	0	5	0	6	0	0	1	9	7	16	56.25%
Iowa	6	0	2	0	4	1	2	0	8	7	15	53.33%
Penn State	4	2	2	0	2	0	3	2	8	7	15	53.33%
Wisconsin	4	0	3	2	2	0	4	2	9	8	17	52.94%
Ohio State	6	0	0	0	3	0	4	0	6	7	13	46.15%
Michigan State	4	0	2	0	4	1	3	0	6	8	14	42.86%
Northwestern	1	0	4	0	4	0	4	0	5	8	13	38.46%

### WHAT ABOUT U-M'S RANK IN THE COUNTRY?

Michigan's 73.3 percentage for underclassmen ranks them tied for 19th youngest team of the 347 teams playing Division one basketball. The Wolverines 11 underclassmen rank them tied for 16th in the country.

## THIS IS MICHIGAN BASKETBALL

### ALL-TIME RECORD

Years: of U-M Basketball: 1909, 1918 to present

Total Seasons of U-M Basketball: 95

	All-Time	Sanction
<b>Overall Games:</b>	2359	2189*
• <b>Overall Record:</b>	1402-957	1289-900*
<b>Big Ten Games:</b>	1375	1289*
• <b>Big Ten Record:</b>	710-665	660x-629*
<b>Non-Conference Games:</b>	984	900*
• <b>Non-Conference Record:</b>	692-292	629-271*

### NATIONAL TITLES

1989 National Champions  
1984, 1997\* and 2004 NIT Champions

### BIG TEN TITLES (12)

Titles: 1921 (co-), 1926 (co-), 1927, 1929 (co-), 1948, 1964 (co-), 1965, 1966, 1974 (co-), 1977, 1985, 1986

### CRISLER ARENA

Opened: 1967-68 season

Total Seasons: 43

	All-Time	Sanction
<b>Overall Games:</b>	665	593*
• <b>Overall Record:</b>	518-147	460-133*
<b>Big Ten Games:</b>	370	327*
• <b>Big Ten Record:</b>	257-113	225-102*
<b>Non-Conference Games:</b>	295	266*
• <b>Non-Conference Record:</b>	261-34	235-31*

Capacity: 13,751

Student Section: "Maize Rage"

- Started during the 1999-2000 season

Nickname: "The House that Cazzie Built"

### Crisler Arena Jersey's

- Cazzie Russell (#33), retired Dec. 11, 1993
- Rudy Tomjanovich (#45), honored Feb. 8, 2003
- Phil Hubbard (#35), honored Jan. 11, 2004
- Glen Rice (#41), honored Feb. 20, 2005
- Bill Buntin (#22), honored Jan. 7, 2006

### POSTSEASON

NCAA Appearances: 21 (17\*)

Years: 1948, 1964, 1965, 1966, 1974, 1975, 1976, 1977, 1985, 1986, 1987, 1988, 1989, 1990, 1992\*, 1993\*, 1994, 1995, 1996\*, 1998\*, 2009

NCAA Record: 42-20 (35-16\*)

Final Four: 6 (4\*)

Years: 1964, 1965, 1976, 1989, 1992\*, 1993\*

Elite Eight: 11 (10\*)

Years: 1948, 1964, 1965, 1966, 1974, 1976, 1977, 1989, 1992, 1993\*, 1994

Sweet 16: 11 (10\*)

Years: 1964, 1965, 1966, 1974, 1976, 1977, 1988, 1989, 1992, 1993\*, 1994

NIT Appearances: 10 (9\*)

NIT Record: 25-7 (20-7\*)

Years: 1971, 1980, 1981, 1984, 1991, 1997\*, 2000, 2004, 2006, 2007

Big Ten Tournament Appearances: 13 (11\*)

Big Ten Record: 9-11 (5-10\*)

\* Due to NCAA sanctions, the University of Michigan has vacated the records from the 1992-93, '95-96, '96-97, '97-98 and '98-99 seasons. It also reflects vacating the 1992 Final Four; the 1997 NIT title; the 1993, 1996 and 1998 NCAA Tournament appearances; and the 1998 Big Ten Tournament title.



**THE NATIONAL POLLS**

**ASSOCIATED PRESS**  **Associated Press**  
(week 15, Feb. 21, 2011)

No.	Team	Record	Total	Prev
1.	Duke (35)	25-2	1,531	5
<b>2.</b>	<b>OHIO STATE (10)</b>	<b>25-2</b>	<b>1,519</b>	<b>2</b>
3.	Kansas (5)	25-2	1,457	1
4.	Pittsburgh (12)	24-3	1,452	4
5.	Texas (1)	23-4	1,395	3
6.	San Diego State	27-1	1,327	6
7.	BYU (2)	25-2	1,261	7
<b>8.</b>	<b>PURDUE</b>	<b>22-5</b>	<b>1,182</b>	<b>11</b>
9.	Notre Dame	21-5	1,036	8
10.	Arizona	23-4	942	12
11.	Georgetown	21-6	929	9
<b>12.</b>	<b>WISCONSIN</b>	<b>20-6</b>	<b>921</b>	<b>10</b>
13.	Florida	21-5	841	14
14.	Connecticut	20-6	768	13
15.	Villanova	21-6	697	15
16.	Louisville	20-7	593	16
<b>17.</b>	<b>Syracuse</b>	<b>22-6</b>	<b>527</b>	<b>17</b>
18.	Vanderbilt	20-6	499	18
19.	North Carolina	20-6	495	19
20.	Missouri	21-6	378	20
21.	Texas A&M	21-5	342	21
22.	Kentucky	19-7	301	22
23.	St. John's	17-9	214	NR
24.	Temple	21-5	199	23
25.	Xavier	20-6	103	24

**OTHERS RECEIVING VOTES:** Utah State 97, George Mason 51, West Virginia 42, Alabama 15, Florida State 4, UNLV 2, Washington 2, Belmont 1, **Harvard 1**, UCLA 1.

**ESPN/USA TODAY**  
(week 15, Feb. 21, 2011)



No.	Team	Record	Total	Prev
1	Duke (19)	25-2	746	5
2	Kansas (1)	25-2	708	1
<b>3</b>	<b>OHIO STATE (4)</b>	<b>25-2</b>	<b>699</b>	<b>3</b>
4	San Diego State (3)	27-1	672	6
5	Texas	23-4	667	2
6	Pittsburgh (4)	24-3	664	4
7	Brigham Young	25-2	593	8
<b>8</b>	<b>PURDUE</b>	<b>22-5</b>	<b>562</b>	<b>11</b>
9	Notre Dame	21-5	506	7
10	Arizona	23-4	461	13
11	Georgetown	21-6	437	9
<b>12</b>	<b>WISCONSIN</b>	<b>20-6</b>	<b>428</b>	<b>10</b>
13	Florida	21-5	397	15
14	Villanova	21-6	377	14
15	Connecticut	20-6	312	12
16	Louisville	20-7	278	16
17	Texas A&M	21-5	254	17
18	Vanderbilt	20-6	242	18
19	North Carolina	20-6	236	19
<b>20</b>	<b>Syracuse</b>	<b>22-6</b>	<b>183</b>	<b>20</b>
21	Missouri	21-6	161	21
22	Kentucky	19-7	134	22
23	Utah State	25-3	109	24
24	Temple	21-5	85	25
25	St. John's	17-9	73	NR

**OTHERS RECEIVING VOTES:** George Mason 55, Xavier 18, Washington 6, UCLA 5, Valparaiso 3, Coastal Carolina 2, West Virginia 1, Saint Mary's 1



**WOLVERINE TRIPLE-DOUBLES**

Recently, Darius Morris became just the third Wolverine in history to record a triple-double. He now joins Manny Harris and Gary Grant as the only U-M players to accomplish the feat.

- #1 • March 14, 1987 vs. North Carolina - NCAA (2nd), Gary Grant (24 points, 10 rebounds, 10 assists)
- #2 • Nov. 14, 2009, Northern Michigan: Manny Harris (18 points, 13 rebounds, 10 assists)
- #3 • Jan. 30, 2011, Iowa: Darius Morris (12 points, 10 rebounds, 11 assists)

**THINGS YOU SHOULD KNOW ABOUT MICHIGAN**

- Six of Michigan's 11 losses this season have come against several of the top-ranked programs in the nation. U-M has lost by an average of 5.0 against the nation's elite -- by three vs. then-No. 9 Syracuse (53-50); seven in overtime to then-No. 3 Kansas (67-60); four to then-No. 2 Ohio State (68-64); five to then-No. 15 Minnesota (69-64), nine at No. 1 Ohio State (62-53) and by two at Illinois (54-52). Michigan picked up its first win over a ranked opponent at No. 25 Michigan State (61-57).
- U-M coach John Beilein needs to coach four more games to reach 1,000 total contests in his 33-year career. At the current pace, the 1,000th game will be the Wolverines' opening game at the 2011 Big Ten Tournament.
- With 149 career three-point field goals, Stu Douglass is sixth all-time at U-M. Douglass passed Manny Harris against Penn State for the sixth spot and needs 12 more to tie Robbie Reid (160) for fifth place. Zack Novak passed Harris in the Northwestern game and now has 144.
- Michigan currently is third in the Big Ten with 7.96 three-point field goals made.
- Michigan has six games with 10-or-more three-pointers in a game. U-M had a season-best 16 against Bryant (Dec. 23).
- Michigan is fifth in the country in turnovers per game (10.4). Conference-mate Wisconsin holds the top spot in the nation with 7.8.
- Michigan has 11 double-doubles this season, six from Darius Morris, four from Zack Novak and one from Tim Hardaway Jr. All of Novak's have been point-rebound double-doubles, while Morris' have been five point-assist double-doubles and one triple-double. Hardaway's mark against Northwestern (Feb. 9) was a point-rebound double-double.
- Darius Morris has the highest average points increase from last year to this year in the conference. Among the top three are Morris (+11.0), Wisconsin's Jordan Taylor (+7.8) and Penn State's Jeff Brooks (+5.9)
- Darius Morris leads the Big Ten in assists per game (6.89/g) and is fourth in the nation as of Feb. 21. With his current tally of 193 assists, Morris has more than doubled his freshman assist mark total (84).
- Darius Morris' 193 assists are the third-most in a single season by a Wolverine. Morris trails only Gary Grant's 1987-88 season (234) and Rumeal Robinson's 1988-89 season (233). Last time out against Iowa, Morris moved past Gary Grant for the all-time U-M record for assists by a sophomore, Grant dished out 185 assists in his sophomore season of 1985-86.
- With his 11 assists at home against Iowa (Jan. 30), Darius Morris collected his seventh game with 10-plus assists. He is now the all-time leader for 10-or-more assists in a season, passing Gary Grant (six in 1987-88) and Rumeal Robinson (six in 1988-89).
- In addition to his assists, Darius Morris ranks 10th in the Big Ten in scoring at 15.4 points per game and has shot 50.0 percent from the floor. Morris is also second in the Big Ten in assist-to-turnover ratio (2.27).
- Twice this season, Darius Morris has earned the Big Ten's Player of the Week honor. He earned his first (Dec. 27th) after scoring 26 points and dishing out a career-best 12 assists against Bryant (Dec. 23). He earned his second (Jan. 31st) after recording U-M's third triple-double in program history, scoring 12 points, pulling down 10 rebounds and dishing out 11 assists against Iowa (Jan. 30). Morris averaged 14.5 points, 7.0 rebounds and 9.5 assists in wins over Michigan State and Iowa.
- Darius Morris is one of 15 players in Division I who has recorded a triple-double this season. Morris is one of three Big Ten players to have a triple-double, joining Wisconsin's Josh Gasser -- 10 points, 12 rebounds, 10 assists vs. Northwestern (Jan. 23) and Michigan State's Draymond Green -- 15 points, 14 rebounds and 10 assists vs. Penn State (Feb. 10).
- Darius Morris has six point-assist double-doubles this season -- Gardner-Webb (21 points, 10 assists), Concordia (19 points, 12 assists), Utah (19 points, 10 assists), Bryant (26 points, 12 assists), Penn State (20 points, 10 assists) and Iowa (12 points, 11 assists, 10 rebounds).

**DIMES**

Darius Morris leads the Big Ten with 6.89 assists per game. Morris' average also is currently the best ever by a Wolverine in a single season. With his 193, he is climbing U-M's chart for assists in a season and surpassed the U-M sophomore record of 185 held by Gary Grant in the 1985-86 season.

**ASSISTS IN A SEASON**

1.	Gary Grant	1987-88	234
2.	Rumeal Robinson	1988-89	233
<b>3.</b>	<b>DARIUS MORRIS</b>	<b>2010-11</b>	<b>193</b>
4.	Gary Grant	1985-86	185
5.	Rumeal Robinson	1989-90	184
6.	Dave Baxter	1977-78	178
7.	Daniel Horton	2005-06	174
8.	Gary Grant	1986-87	172
9.	Antoine Joubert	1984-85	164
10	Eric Turner	1982-83	160

**ASSISTS IN A SEASON**

<b>1.</b>	<b>DARIUS MORRIS</b>	<b>2010-11</b>	<b>6.89</b>
2.	Gary Grant	1987-88	6.88
3.	Dave Baxter	1977-78	6.59
4.	Rumeal Robinson	1988-89	6.30
5.	Rumeal Robinson	1989-90	6.13
6.	Eric Turner	1982-83	5.93
7.	Antoine Joubert	1984-85	5.66
8.	Gary Grant	1985-86	5.61
9.	Gary Grant	1986-87	5.38
10.	Dan Fife	1970-71	5.35

**U-M SOPHOMORE RECORD FOR ASSISTS**

<b>DARIUS MORRIS</b>	<b>2010-11</b>	<b>193</b>
Gary Grant	1985-86	185



# GAME NOTES

## TALE OF THE TAPE

TEAM	GAMES	FG-FGA	PCT.	3F-3PA	PCT.	FT-FTA	PCT.	O-D	TOT	AVG.	FOUL	DQ	AST	AVG	TO	BLK	STL	PTS	AVG
U-M (17-11)	28	679-1519	.447	223-644	.346	288-418	.689	241-665	906	32.4	471	7	384	13.7	292	55	133	1869	66.8
WISCONSIN (20-6)	26	628-1397	.450	214-564	.379	338-409	.826	274-571	845	32.5	389	9	362	13.9	203	88	93	1808	69.5

### AMONG THE NATION'S ELITE

**Darius Morris** leads the Big Ten with 6.89 assists per game. With that tally, he is currently fourth in the country in helpers per game.

### NATION'S ASSIST LEADERS (AS OF FEB. 20)

#	PLAYER	YR	G	AST	AVG
1	Scott Machado, Iowa	Jr.	28	214	7.6
2	Aaron Johnson, UAB	Sr.	26	195	7.5
3	D.J. Cooper, Ohio	So.	27	199	7.4
4	<b>DARIUS MORRIS, U-M</b>	<b>SO.</b>	<b>28</b>	<b>193</b>	<b>6.9</b>
5	Hank Thorns, TCU	Jr.	27	180	6.7
6	Will Weathers, Troy	So.	24	158	6.6
7	Vincent Council, Providence	So.	27	168	6.2
	Demetri McCamey, Illinois	Sr.	27	168	6.2
	Zac Swansey, Tennessee Tech	Sr.	27	168	6.2
10	Nate Wolters, South Dakota St.	So.	28	173	6.2

• Since Big Ten play began, Zack Novak has been on fire from long range shooting 43.7 percent (31-for-71). This tops his 29.3 percent (17-for-58) he had in non-conference games.

• Despite standing just 6-4, Zack Novak leads the Wolverines with a 5.9 rebounding average. Novak is also 11th in the Big Ten in rebounding average.

• Zack Novak has four point-rebound double-

doubles this season -- Harvard (12 points, 11 rebounds), Concordia (12 points, 14 rebounds), Oakland (13 points, 12 rebounds) and Kansas (12 points, 11 rebounds).

• In Zack Novak's third double-double against Oakland (13 points, 12 rebounds) this season, all of his 12 rebounds in the contest came on the defensive end of the floor. Novak's 12 defensive rebounds are the most for a Wolverine since DeShawn Sims had 12 defensive boards at Wisconsin on Jan. 20, 2010.

• Tim Hardaway Jr. is the second among Big Ten freshmen in scoring, averaging 13.2 points per game. Hardaway trails only Ohio State's Jared Sullinger (18.0 ppg). Hardaway has started all 28 games, and has 20 games in double figures, including a career-best 30 at Iowa, and had a double-double (17 points, 10 rebounds) against Northwestern.

• Tim Hardaway Jr. became the first freshman since Daniel Horton on Feb. 19, 2003 to score 30 points in a game with his 30-point effort at Iowa.

• Three times this season, Tim Hardaway Jr. has earned the Big Ten's Freshman of the Week honor, including each of the last two weeks. He earned his first (Dec. 27th) after scoring a then career-high 20 points while grabbing five rebounds and dishing out two assists against Bryant (Dec. 23). He earned his second (Feb. 14th), becoming the first non-Ohio State player this season to win the award outright, after helping U-M to a 2-0 week by recording his first career double-double against Northwestern (Feb. 9) and posting a career-best 26 points against Indiana (Feb. 12). For the week, he averaged 21.5 points, 6.5 rebounds and 2.0 assists while shooting 63.6 percent from the floor (14-for-22) and 50 percent (7-for-14) from long range. Hardaway earned his third award (Feb. 21st) after averaging 20.0 points, 2.5 rebounds and 3.5 assists in a pair of games against Illinois and Iowa. Hardaway netted a career-best 30 points in the victory over Iowa.

• Jordan Morgan leads the Big Ten in field goal percentage (62.8 percent).

### D-MO PRODUCES THIRD TRIPLE-DOUBLE

• With his 12 points, 11 assists and 10 rebounds against Iowa, Darius Morris became just the third Wolverine in history to record a triple-double. It was the first for a Wolverine against a Big Ten opponent.

• Morris joins Gary Grant (1985-88) -- 24 points, 10 rebounds, 10 assists against North Carolina (March 14, 1987, NCAA second round) -- and Manny Harris (2008-10) -- 18 points, 13 rebounds, 10 assists against Northern Michigan (Nov. 14, 2009) -- as the only other Wolverines in history to record a triple-double.

### THE BIG SHOT, SENDING U-M TO THE BIG WIN

• Michigan defeated Michigan State, 61-57, in East Lansing, Mich. (Jan. 27) at the Breslin Center. The win snapped a six-game losing streak, a four-game losing streak against the Spartans and an 11-game losing streak in East Lansing.

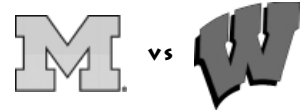
• Michigan won at Michigan State for the first time since Jan. 25, 1997, when U-M was victorious, 74-61, in a non-conference game (U-M and MSU played just one time in Big Ten play in the 1996-97 season).

• The victory over Michigan State was the first for Michigan's John Beilein, who is 1-4 against the Spartans.

• Michigan shot at a 50-percent clip for both the first (13-of-26) and second (10-of-20) halves. It is the fourth time this season that the Wolverines have shot 50 percent

### MICHIGAN VS. WISCONSIN

All-Time Series.....	89-63
Sanction Adjusted.....	82-61
Home.....	54-20
Away.....	34-41
Neutral.....	1-2
John Beilein.....	0-8 (0-3 home; 0-4 away; 0-1 neutral)



### LAST 10 GAMES VS. WISCONSIN

Date	U-M Rank	Opponent	Opt. Rank	Place	W/L	UM	Opt.	Diff.	OT
1/28/2006	nr	Wisconsin	23	H	W	85	76	9	--
1/24/2007	nr	Wisconsin	2	A	L	58	71	-13	--
1/2/2008	nr	Wisconsin	25	H	L	54	70	-16	--
1/22/2008	nr	Wisconsin	11	A	L	61	64	-3	--
3/14/2008	nr	Wisconsin	8	3	L	34	51	-17	--
12/31/2008	23	Wisconsin	-	H	L	61	73	-12	--
3/01/2009	nr	Wisconsin	-	A	L	55	60	-5	--
1/20/2010	nr	Wisconsin	18	A	L	48	54	-6	--
2/6/2010	nr	Wisconsin	16	H	L	44	62	-18	--
1/5/2011	nr	Wisconsin	-	A	L	50	66	-16	--

3 - 2008 Big Ten Tournament First Round, Conseco Fieldhouse, Indianapolis, Ind.

### EARLIER THIS YEAR VS. WISCONSIN

Michigan led by two at the half but fell, 66-50, at Wisconsin at the Kohl Center. Wisconsin outscored U-M 40-22 in the second stanza as Michigan's 50 points tied a season low. **Zack Novak** led the Wolverines with 15 points, all coming from beyond the three-point line. **Tim Hardaway Jr.** added 10 points, all in the first half, for the Maize and Blue. The Wolverines shot just 33.3 percent (7-of-21) in the second half.



### GAME 15

MICHIGAN: 50  
at Wisconsin: 66

January 5, 2011 • Kohl Center  
Madison, Wisc. • Big Ten Network



No.	Michigan	FG	3FG	FT	O-D	TOT	F	TP	A	TO	B	S	MIN
23	E. Smotrycz, f	2-5	1-3	0-0	1-1	2	3	5	0	1	0	0	30
52	J. Morgan, f	1-2	0-0	0-0	0-3	3	3	2	1	1	0	0	27
0	Z. Novak, g	5-8	5-7	0-0	0-5	5	1	15	1	1	0	0	37
4	D. Morris, g	3-6	0-1	2-2	0-2	2	4	8	3	4	0	0	21
10	T. Hardaway Jr, g	3-10	0-3	4-4	0-4	4	3	10	3	0	0	1	28
1	S. Douglass	1-7	0-4	0-0	1-0	1	3	2	3	1	0	1	34
5	E. Akunne	0-0	0-0	0-0	0-0	0	0	0	0	0	0	0	1
13	M. Vogrich	2-3	2-2	0-0	0-1	1	0	6	0	1	0	1	12
15	J. Horford	0-1	0-0	2-2	0-2	2	1	2	0	1	0	0	7
20	J. Bartelstein	0-1	0-1	0-0	0-0	0	0	0	0	0	0	0	1
22	B. McLimans	0-0	0-0	0-0	0-0	0	0	0	0	0	0	0	1
45	C. Christian	0-0	0-0	0-0	0-0	0	0	0	0	0	0	0	1
<b>TEAM</b>		0-1 1											
<b>TOTALS</b>		17-43	8-21	8-8	2-19	21	18	50	11	10	0	3	200
<b>TOTAL FG%:</b>		1st: 10-22	.455	2nd: 7-21	.333	Game: 17-43	.395						
<b>3-PT FG%:</b>		1st: 4-10	.400	2nd: 4-11	.364	Game: 8-21	.381						
<b>FT%:</b>		1st: 4-4	1.000	2nd: 4-4	1.000	Game: 8-8	1.000	Deadball: 0					

No.	Wisconsin	FG	3FG	FT	O-D	TOT	F	TP	A	TO	B	S	MIN
30	J. Leuer, f	6-15	2-4	3-4	2-6	8	1	17	3	4	0	1	37
33	R. Wilson, f	0-1	0-1	0-0	0-0	0	0	3	0	0	0	0	11
52	K. Nankivil, f	4-8	3-5	2-2	0-4	4	4	13	1	1	1	1	33
11	J. Taylor, g	5-8	3-4	7-8	1-7	8	2	20	3	1	0	1	39
24	T. Jarmusz, g	0-2	0-2	2-2	0-2	2	0	2	4	0	0	1	35
5	R. Evans	1-2	0-0	0-0	0-1	1	0	2	0	0	0	0	6
15	B. Valentyn	1-2	1-2	1-2	0-0	0	0	4	0	1	0	0	11
21	J. Gasser	1-3	0-1	0-0	2-0	2	0	2	0	0	0	0	12
31	M. Bruesewitz	3-3	0-0	0-0	0-0	0	0	6	0	1	0	0	13
40	J. Berggren	0-0	0-0	0-0	0-1	1	1	0	1	0	0	0	3
<b>TEAM</b>		0-3 3											
<b>TOTALS</b>		21-44	9-19	15-18	5-24	29	11	66	12	8	1	4	200
<b>TOTAL FG%:</b>		1st: 11-23	.478	2nd: 10-21	.476	Game: 21-44	.477						
<b>3-PT FG%:</b>		1st: 3-7	.429	2nd: 6-12	.500	Game: 9-19	.474						
<b>FT%:</b>		1st: 1-2	.500	2nd: 14-16	.875	Game: 15-18	.833	Deadball: 2					

**Technical Fouls:** None  
**Foul Out:** U-M - None ; Wisconsin - None  
**Officials:** Mark Whitehead, Glenn Mayborg, Bo Boroski  
**Attendance:** 17,230 (sellout)  
**Score by Half**  
 Michigan..... 28-22 50  
 at Wisconsin..... 26-40 66



## BIG TEN RANKINGS

(as of Feb. 20, 2011)



Category	Overall	Rank	Big Ten	Rank
Scoring Offense	66.8	10th	64.9	9th
Scoring Defense	63.1	4th	68.1	7th
Scoring Margin	+3.6	8th	-3.2	8th
Field Goal Percentage	.447	8th	.462	2nd
Field Goal Defense	.434	8th	.486	10th
3-Point Field Goal Percentage	.346	8th	.378	4th
3-Point Field Goal Defense	.323	2nd	.368	6th
3-Point Field Goals Made	7.96	3rd	8.13	3rd
Free Throw Percentage	.689	9th	.675	11th
Rebounding Offensive	32.4	9th	27.0	11th
Rebounding Defensive	33.4	10th	32.3	9th
Rebounding Margin	-1.0	10th	-5.3	10th
Offensive Rebounds	8.61	11th	6.40	11th
Defensive Rebounds	23.75	5th	20.60	t-7th
Assists	13.71	8th	13.13	8th
Turnover Margin	+1.54	5th	+1.00	5th
Assist/Turnover Ratio	1.32	5th	1.30	5th
Blocks	1.96	11th	1.93	11th
Steals	4.75	9th	4.67	9th
<b>Scoring</b>	<b>Overall</b>	<b>Rank</b>	<b>Big Ten</b>	<b>Rank</b>
Darius Morris	15.4	10th	15.0	9th
Tim Hardaway Jr.	13.2	17th	14.0	15th
<b>Rebounding</b>	<b>Overall</b>	<b>Rank</b>	<b>Big Ten</b>	<b>Rank</b>
Zack Novak	5.9	11th	-	-
Jordan Morgan	5.6	14th	4.7	20th
<b>Field Goal Percentage</b>	<b>Overall</b>	<b>Rank</b>	<b>Big Ten</b>	<b>Rank</b>
Jordan Morgan	.628	1st	.667	1st
Darius Morris	.500	t-11th	.480	14th
<b>Assists</b>	<b>Overall</b>	<b>Rank</b>	<b>Big Ten</b>	<b>Rank</b>
Darius Morris	6.89	1st	6.40	2nd
<b>Free Throw Percentage</b>	<b>Overall</b>	<b>Rank</b>	<b>Big Ten</b>	<b>Rank</b>
Tim Hardaway Jr.	.763	12th	.733	20th
Darius Morris	.701	21st	-	-
<b>Three-Point Percentage</b>	<b>Overall</b>	<b>Rank</b>	<b>Big Ten</b>	<b>Rank</b>
Zack Novak	-	-	.437	6th
Tim Hardaway Jr.	-	-	.422	10th
<b>Three-Pointers Made</b>	<b>Overall</b>	<b>Rank</b>	<b>Big Ten</b>	<b>Rank</b>
Tim Hardaway Jr.	2.04	8th	2.33	7th
Zack Novak	-	-	2.07	12th
<b>Steals</b>	<b>Overall</b>	<b>Rank</b>	<b>Big Ten</b>	<b>Rank</b>
Darius Morris	1.11	12th	-	-
Tim Hardaway Jr.	-	-	1.27	t-5th
<b>Block</b>	<b>Overall</b>	<b>Rank</b>	<b>Big Ten</b>	<b>Rank</b>
none at this time	-	-	-	-
<b>Assist/Turnover Ratio</b>	<b>Overall</b>	<b>Rank</b>	<b>Big Ten</b>	<b>Rank</b>
Darius Morris	2.27	2nd	1.88	5th
<b>Offensive Rebounds</b>	<b>Overall</b>	<b>Rank</b>	<b>Big Ten</b>	<b>Rank</b>
Jordan Morgan	2.25	8th	-	-
<b>Defensive Rebounds</b>	<b>Overall</b>	<b>Rank</b>	<b>Big Ten</b>	<b>Rank</b>
Zack Novak	5.04	7th	3.67	14th
<b>Minutes Played</b>	<b>Overall</b>	<b>Rank</b>	<b>Big Ten</b>	<b>Rank</b>
Darius Morris	35.00	5th	35.07	12th
Zack Novak	34.68	8th	35.80	6th

or better from the field.

- Stu Douglass scored seven points on the night; including a fall-away free throw line jumper with 4:11 remaining and a three-pointer with 22 seconds left and two second left on the shot clock that gave U-M a 60-55 lead.

- Zack Novak tied a career high with six made three-pointers. Novak was 6-of-8 from beyond the arc and had 18 of his 19 points from long distance.

## I AM, BECAUSE WE ARE MICHIGAN

- Michigan runs two-guard set offense, with motion principles
- Michigan primarily plays mainly a man-to-man defense, with a 2-3 and a 1-3-1 zone thrown in at various times

- Michigan had several staff changes in the offseason after adding Bacari Alexander (Western Michigan) and LaVall Jordan (Iowa) as assistant coaches. Jeff Meyer remained as an assistant coach after being elevated midway through last season

- Michigan added former Wolverine players back to the coaching staff as Travis Conlan (1994-98) will serve as the Director of Basketball Operations, while C.J. Lee joined the staff as an administrative specialist

- Last season, Michigan lost nine games by seven-or-fewer points, including one-point losses to top-five ranked Michigan State and Ohio State

- Last season, Michigan finished in the top-15 in the nation in three statistical categories -- fifth in turnovers per game (10.2), 11th in assist-to-turnover ratio (1.4) and 12th in turnover margin (+3.9)

## THE EARLY SIGNATURES

- Michigan added a pair of guards during the early signing period -- Trey Burke and Carlton Brundidge

- Trey Burke is a true point guard from Northland H.S. in Columbus, Ohio and is a former teammate of OSU's Jared Sullinger

- Carlton Brundidge is a guard from Southfield, Mich.

- Both are strong, quick guards, who can shoot or take it to the basket

- Michigan still has one scholarship left and could elect to sign a player or save it for the 2012 class
- Trey Burke had 28 points and nine assists against Mifflin on Feb. 11.

- Carlton Brundidge scored 22 points, had 11 rebounds and 10 assists in a win over Buena Vista on Feb. 8.

## U-M'S EUROPEAN ADVENTURE

- Michigan embarked on a nine-day trip to Europe this past August, playing four games throughout Belgium

- U-M had city tours of Brussels & Bruges (Belgium), Amsterdam (Netherlands) and Paris (France)

- Michigan went 1-3 on the European tour, ending with an 80-74 win over Mons (Belgium)

- The Wolverines also played Gent, Charleroi and Oostende -- three of the top professional team in Belgium

- Director of Basketball Operations Travis Conlan organized the trip after playing six year of professional basketball in Belgium, including the last three with Mons. Overall, Conlan played 10 years of basketball in Europe.

- Tim Hardaway Jr., led the Wolverines on the tour with a 11.8 scoring average in the four games

- Matt Vogrich averaged a team-best 4.5 rebounds a game and was 7-for-14 from three-point range

- In the final exhibition win over Mons, Matt Vogrich scored a team-best 22 points and added seven rebounds

## CHECK OUT THE NEW UNIFORMS

- adidas and the University of Michigan men's and women's basketball teams have partnered to outfit the Wolverines in the lightest and most technologically advanced uniforms in college basketball.

- Made from 60 percent recycled materials, the new uniforms feature adidas' Formotion technology and are 30 percent lighter while drying twice as fast as previous uniforms.

- Michigan is one of just 11 schools, along with all 30 NBA teams, wearing jerseys made with this new technology.

## THE BASKETBALL PLAYER DEVELOPMENT CENTER

- On Jan. 22, 2009, the University Board of Regents unanimously approved, 8-0, Michigan's Basketball Player Development Center. It will be built off the east side of Crisler Arena.

- On Sept. 17, 2009, the University Board of Regents approved the schematic designs for the PDC. The designs were developed by Jickling Lyman Powell Associates, assisted by Sink Combs Dethlefs.

- On May 10, 2010, U-M officials held a special groundbreaking ceremony for the PDC.

- On May 19, 2010, Construction officially began on the PDC.

- The Player Development Center is scheduled to open in October of 2011.

- Michigan's Player Development Center will be built at a cost of \$23.2 million.

- The Player Development Center will have a total of 57,000 square feet, housing two practice



## GAME NOTES

### WOLVERINE DOUBLE & TRIPLE-DOUBLES

#### Darius Morris (6)

#1	21 points, 10 assists	Gardner-Webb (11/21/10)	W, 66-35
#2	19 points, 12 assists	Concordia (12/6/10)	W, 86-65
#3	19 points, 10 assists	Utah (12/10/10)	W, 75-64
#4	26 points, 12 assists	Bryant (12/23/10)	W, 87-71
#5	20 points, 10 assists	Penn State (1/2/11)	W, 76-69
#6	12 points, 11 assists, 10 rebounds	Iowa (1/30/11)	W, 87-73

#### Zack Novak (4)

#1	12 points, 11 rebounds	Harvard (12/4/10)	W, 65-62
#2	12 points, 14 rebounds	Concordia (12/6/10)	W, 86-65
#3	13 points, 12 rebounds	Oakland (12/18/10)	W, 69-51
#4	12 points, 11 rebounds	Kansas (1/9/11)	L, 60-67 OT

#### Tim Hardaway Jr. (1)

#1	17 points, 10 rebounds	Northwestern (2/9/11)	W, 75-66
----	------------------------	-----------------------	----------

courts, the men's and women's basketball offices, meeting rooms, film rooms, weight room, athletic training room, equipment room and new team locker rooms.

### THE NEW CRISLER ARENA

- On Jan. 21, 2010, a \$20 million renovation of Crisler Arena was approved by the University Board of Regents.
- Construction for the Crisler Renovation Project will address the highest priority infrastructure needs such as repair of the roof, electrical, plumbing and air handling systems. In addition, Lower bowl seats also would be replaced, with the expansion of seating for people with disabilities, addition of hand rails and other code related issues.
- The design work for the renovation by TMP Architecture, assisted by Sink Combs Dethlefs is scheduled to begin in 2011 immediately following the men's and women's basketball season and women's gymnastics regional (April 2, 2011).
- On Jan. 20, 2011, the U-M Board of Regents voted unanimously to install new high-definition (HD) video scoreboards at Michigan Stadium, Crisler Arena and

Yost Ice Arena. The boards will be installed at each venue prior to the 2011-12 season.

On Jan. 20, 2001, the U-M Board of Regents approved the second phase of renovations and an expansion of Crisler Arena. The expansion will add approximately 63,000 gross square feet for new fan entrances, additional retail spaces and ticketing areas, as well as a private club space at a cost of \$52 million. The renovation will improve seating for people with disabilities and provide expanded and renovated concourses to allow for an increase in restrooms, concessions and other fan amenities. All seats throughout the arena will be replaced.

### SHOTS FROM THE HEART

- Head coach John Beilein and assistant coach LaVall Jordan will participate in "Shots from the Heart," an initiative created by Collegeinsider.com to raise awareness for heart disease.
- Shots from the Heart is a bracket-style tournament in which college coaches will compete against one another in free throw shooting.
- Coaches will not have to compete against each other on the same court, but each coach will shoot 25 free throws and a member of his athletic department will tally the results. To help avoid ties, the first 20 shots are each worth one point, shots 21-24 are worth two points and the final shot is worth three points.
- Coach Beilein lost his first round match-up against UC-Davis Gary Stewart, 27-25
- Coach Jordan won his first round match-up against Drexel's Winston Smith, 28-24 and lost his second round match-up to Albany's Jeremy Friel, 28-26

### BIG TEN CHANGES

- The Big Ten added Nebraska to the conference on June 11, 2010
- Nebraska will officially start play in all sports for the 2011-12 season
- With 12 teams now in the conference, the Big Ten created divisions for football only
- In the Legends Division: Iowa, Michigan, Michigan State, Minnesota, Nebraska and Northwestern
- In the Leaders Division: Illinois, Indiana, Ohio State, Penn State, Purdue and Wisconsin
- The Big Ten announced its new logo and division names -- Legends and Leaders on Dec. 13, 2010
- Michigan is 6-2 all-time against Nebraska in basketball, last meeting in 1992

### BEILEIN ADDS PAIR OF GUARDS IN EARLY SIGNING PERIOD

John Beilein announced the signing of point guard **Trey Burke** (*Columbus, Ohio/Northland H.S.*) and guard **Carlton Brundidge** (*Southfield, Mich./Southfield HS*) to a National Letters of Intent during the early fall signing period.

"In Trey Burke we are adding a proven winner and floor general to our basketball program," said Beilein. "He combines a competitive spirit, quickness and poise on the court to provide leadership, and his skill set allows him to impact the game as a passer, a scorer and a shooter."

Burke has prepped at Northland High School in Columbus, Ohio, for the last three years, helping the Vikings to a 71-3 record during that span with three straight undefeated (14-0) Columbus City North titles. As a sophomore Burke, who averaged 10.0 points and 8.0 assists, was part of Northland's OHSAA Division I State championship run, closing the season with a 27-1 record.

Last season, Burke averaged 14.5 points, 7.5 assists and 2.6 steals per game, guiding the Vikings to a 23-1 record, a No. 2 final ranking by the Associated Press Ohio High School Poll and a regional final appearance in the state playoffs. Burke was named Division I All-Ohio honorable mention, All-Central District Division I second team and All-Metro second team.

"Carlton is a physically strong, attacking combo guard that will add toughness and offensive punch to our lineup," said Beilein. "He is a leader and a winner that loves to compete. We love the fact that we have added another outstanding in-state player to our program, and value the loyalty Carlton has demonstrated throughout his recruiting process. We are thrilled with his decision to become a Michigan Wolverine."

In his breakout junior season, Brundidge averaged 24.0 points, 8.0 rebounds and 6.0 assists while helping Southfield to a 21-6 record and a semifinal appearance in the Class A state playoffs. He earned special mention all-state honors from the Associated Press and third team honors from both the Detroit Free Press and Detroit News. Brundidge was also a Detroit Free Press All-Metro second team selection and All-North first team selection from both Free Press and News.

As a sophomore he posted 24.5 points, 6.0 rebounds and 5.0 assists per game helping Southfield to the District playoffs. Playing varsity as a freshman, Brundidge averaged 14.7 points and helped the Bluejays to the District semifinal.

## 2011-12 EARLY SIGNEES



**EARLY  
SIGNEE**

**TREY BURKE**  
6-1 • GUARD  
COLUMBUS, OHIO  
NORTHLAND H.S.



**EARLY  
SIGNEE**

**CARLTON BRUNDIDGE**  
6-2 GUARD  
SOUTHFIELD, MICH.  
SOUTHFIELD H.S.

**RECENT ALUMNI NEWS**

- After leaving Michigan early and going undrafted, Manny Harris made the Cleveland Cavaliers as a free agent
- In his 17th NBA season, Juwan Howard signed to play with the Miami Heat, along with LeBron James, DeWayne Wade and Chris Bosh
- Jamal Crawford, who plays for the Atlanta Hawks, was named the NBA's Sixth Man in 2010
- Michigan has two players in the NBADL -- DeShawn Sims (Maine Red Claws) and Courtney Sims (Iowa Energy)
- DeShawn Sims and Courtney Sims both made the NBADL All-Star game and will compete on the East Team. Sims closed the game as the All-Star MVP.
- Brent "Air Georgia" Petway is now a member of the world famous Harlem Globetrotters and adopted the nickname "Thunder"
- Jalen Rose continues to be part of ESPN's NBA Game Day Crew as a studio and game analyst

**THE HEAD COACH JOHN BEILEIN**

- Currently has a 63-64 record in his four years at Michigan
- Earned his 600th career coaching win this season against Gardner-Webb (Nov. 21)
- Compiled a career coaching record of 614-382 in 33 seasons
- Has 539 NCAA victories at the helm of a four-year college program, which ranks among the top 20 of active Division I coaches
- To date, has compiled winning records in 28 of 33 years -- including 15 of the past 18
- Never had back-to-back losing seasons in his collegiate coaching career
- Made 11 postseason appearances in his 18 years at the helm of a Division I program
- Collected 15 20-win campaigns in 33 years of coaching
- For career has always been a head coach, never serving as an assistant in 33 years of coaching
- Only active coach in the collegiate ranks to record a 20-win season at four different levels: junior college, NAIA, NCAA Division II and NCAA Division I
- Continues to serve as the head the NCAA Division I Men's Basketball Ethics Coalition. The coalition is a collaborative effort between the NCAA and its member coaches to promote ethical conduct through leadership, education and mentoring.
- Diehard St. Louis Cardinals and Buffalo Bills fan
- Coached his son, Patrick, at West Virginia. Patrick ended his career as a 1,000 point scorer and was part of his father's staff for two seasons as a graduate manager (2009-10) before moving on to Dartmouth as an assistant coach.

**#0 • ZACK NOVAK**

- Played in 93 career games (81 starts)
- One of the most versatile players on the team
- Played two different positions -- the two-guard and four -- over the last three seasons
- Left-handed shooter
- Leads the team and is 11th in the Big Ten with a 5.9 rebounding average
- Moved into seventh place on Michigan's all-time three-point field goal list against Northwestern and now has 144 career triples
- Averaging 9.5 points per game in Big Ten contests and 8.9 points overall
- Scored a team-high 19 points on a career-best-tying six three-point field goals in the win at Michigan State
- Scored all 15 of his points in the second half in the Penn State win, including a three pointer with 1:44 left to give Michigan a 68-64 lead. He closed 5-of-6 from the field, 2-of-3 from three-point range and 3-of-3 from the free-throw line.
- Recorded first career double-double (12 points, 11 rebounds) against Harvard.
- Recorded second career double-double (12 point, 14 rebounds) against Concor dia. Novak's 14 rebounds were a career high
- Recorded third double-double (13 points, 12 rebounds) against Oakland. All 12 of Novak's rebounds came on the defensive end
- Recorded fourth double-double (12 points, 11 rebounds) against Kansas. Played in career-best 44 minutes in overtime game.
- Tied a career high with six assists against Indiana (Feb. 12)
- Reached the 500-point plateau in win over Harvard. To date has 705 career

**MICHIGAN IN THE NATIONAL RANKINGS***as of February 20, 2011*

Team Rankings (336 Teams Ranked)	Rank	Actual	National Leader	Actual
Won-Lost Percentage	112	60.7	San Diego St.	96.4
Scoring Offense	236	66.8	VMI	88.8
Scoring Defense	54	63.1	Stephen F. Austin	55.6
Scoring Margin	125	3.6	Duke	19.0
Field-Goal Percentage	125	44.7	Kansas	52.1
Field-Goal Percentage Defense	186	43.4	Florida St.	35.7
Three-Point Field Goals Per Game	37	8.0	VMI	11.4
Three-Point Field-Goal Percentage	154	34.6	Northern Ariz.	43.5
Three Pt FG Defense	77	32.3	Cal Poly	26.6
Free-Throw Percentage	172	68.9	Wisconsin	82.6
Rebound Margin	223	-1.0	Old Dominion	11.8
Assists Per Game	119	13.7	Duquesne	18.6
Assist Turnover Ratio	22	1.32	Wisconsin	1.78
Blocked Shots Per Game	313	2.0	Northwestern St.	7.1
Steals Per Game	315	4.8	Duquesne	10.0
Turnovers Per Game	5	10.4	Wisconsin	7.8
Turnover Margin	84	1.5	Duquesne	7.4
Personal Fouls Per Game	45	16.8	Florida	14.1

Individual Rankings (Top 250)	Player	Rank	Actual	National Leader	Actual
Points Per Game	Darius Morris	179	15.4	Jimmer Fredette, BYU	27.2
Field-Goal Percentage	Darius Morris	83	50.0	Leon Powell, SEMoSt	63.8
Three-Point Field Goals Per Game	Tim Hardaway Jr	194	2.0	Kevin Foster, SClara	3.6
Assists Per Game	Darius Morris	4	6.9	Scott Machado, Iona	7.6
Assist Turnover Ratio	Darius Morris	44	2.27	Jordan Taylor, Wis.	4.13

points

- Named a captain as a sophomore last season, becoming the second sophomore captain in U-M basketball history
- Named captain as a junior with Stu Douglass
- Enrolled in U-M's prestigious Stephen M. Ross School of Business, which is ranked No. 4 in the nation
- Earned second straight Capital One Academic All-District IV first team
- Roommate with Stu Douglass and Josh Bartelstein

**#1 • STU DOUGLASS**

- Played in 95 career games (52 starts), has yet to miss a game in career
- Was 4-for-5 from three-point range, scoring 14 points and dishing out three assists in a win at Penn State
- Scored seven points in win at Michigan State, including a fall-away free throw line jumper with 4:11 remaining and a three-pointer with 22 seconds left and two seconds left on the shot clock that gave U-M a 60-55 lead
- Dished out season-best six assists in the Minnesota game, which were one off his career-high
- Set a career high with 10 rebounds in the Kansas game, doubling his previous best of five
- In his first start of the season, led the team with 15 points against Purdue
- One of the top three-point shooters on the team; has made 149 three-point field goals, putting him in sixth all-time
- Scored 16 of his team-high 19 points in the second half of the Harvard win -- going 5-for-7 from three-point range
- Played point guard for the first time at any level last season and has continued to see time at both the one- and two-guard spots this year
- A sharpshooter who has also developed into a very good one-on-one defender
- Named captain as a junior with Zack Novak
- Roommate with Zack Novak and Josh Bartelstein

**#2 • JORDAN DUMARS**

- Had surgery on right knee and will miss remainder of season
- Will apply for a medical redshirt season following the completion of this season
- Transferred to Michigan from South Florida at midseason last year
- Did not to travel on Michigan's European tour due to NCAA transfer rules
- Son of six-time NBA All-Star and current Detroit Pistons President of Basketball Operations Joe Dumars
- One of four players with NBA ties -- Tim Hardaway Jr., Jon Horford and Josh Bartelstein

**#4 • DARIUS MORRIS**

- Recorded the third triple-double (12 points, 10 rebounds and 11 assists) in program history against Iowa



## GAME NOTES

- Two-time Big Ten Player of the Week
- Named to Legends Classic All-Tournament Team
- As of Feb. 21, leads the Big Ten in assists per game (6.89/g), putting him fourth in the nation
- Leads U-M in scoring (15.4) putting him 10th among Big Ten players
- Leads U-M in assists (6.89/g), free throw attempts (4.7/g), steals (31) and minutes (35.0/g)
- Shooting 50.0 percent (162-for-324) from the floor this season
- Posted seven games with 10-or-more assists, making him the all-time leader in U-M history
- Dished a career-best 12 assists two times this season -- Concordia and Bryant
- Has 193 assists on the season, the third-best single-season assists mark all-time
- Has a 2.27 assist-to-turnover ratio after 27 games this season, which is second in the Big Ten
- Playing 10 more minutes per game from his freshman season
- Has 277 assists in his two-year Wolverine career
- Averaging 11.0 more points per game from a year ago -- from 4.4 to 15.4 ppg
- Scored in double figures in 23 games, with seven 20-plus point games
- Scored 23 points on a career high nine field-goal makes in the win at Penn State
- Scored a career-high 26 points against Bryant, going 7-for-16 from the field, 4-for-6 from three-point range and 8-for-10 from the free-throw line
- Posted one triple-double and six total double-doubles this season
- Recorded first double-double (21 points, 10 assists) against Gardner-Webb
- Recorded second double-double (19 points, 12 assists) against Concordia
- Recorded third double-double (19 points, 10 assists) against Utah -- back-to-back games
- Recorded fourth double-double (26 points, 12 assists) against Bryant
- Recorded fifth double-double (20 points, 10 assists) against Penn State
- Recorded first triple-double and sixth double-double (12 points, 11 assists, 10 rebounds) against Iowa
- Named Michigan's Wayman Britt Defensive Player of the Year Award last season
- Roommate with Jordan Morgan

### #5 • ESO AKUNNE

- Seen action in 14 games this season off the bench
- Scored two points and grabbed a rebound in Michigan's victory at Iowa
- Hit a three-pointer in the Gardner-Webb win and scored two points in the Bowling Green game
- Played in seven games last season during the fall semester before he was declared academically ineligible for the remainder of the season
- Versatile player who played all five positions in high school
- Averaged 2.0 points and 0.8 rebounds per game on Michigan's European trip.
- One of six players from the state of Michigan (Ann Arbor)

### #10 • TIM HARDAWAY JR.

- Named Big Ten Freshman of the Week (Feb. 21), his third honor of the season

- Named Big Ten Freshman of the Week (Feb. 14), first non-Ohio State player to win honor outright
- Named the Big Ten Co-Freshman of the Week (Dec. 27)
- Posted first career double-double (17 points, 10 rebounds) against Northwestern
- Scored a career high 30 points in the win at Iowa (Feb. 19), becoming the first U-M freshman with 30 points in a game since Daniel Horton (2002-05), who had 31 points at Purdue (Feb. 19, 2003).
- Led the team and established a career high with eight rebounds at Michigan State
- Led U-M in rebounding five times this season
- Dished out a career-high five assists at Illinois (Feb. 16)
- Averaging 13.2 points per game, putting him 17th among Big Ten players
- Second in the Big Ten in scoring by a freshman
- Posted 20 games scoring in double-figures, including the last nine games and 12 of his last 14
- Had 26 points in the victory against Indiana, including 9-of-11 shooting
- Scored 20 points on two occasions -- against Minnesota, while playing in all 40 minutes and against Bryant, while playing in just 27 minutes
- Had a team-high 19 points against Iowa (Jan. 30), including a 5-for-10 performance from three-point range
- Opened his college career with a team-high 19 points against USC-Upstate, including three three-pointers
- Scored all 13 of his points in the second half at Penn State
- Second on U-M with 28 steals
- Continues to work on scoring from the outside or cutting to the basket
- Roommate with Evan Smotrycz
- Gained nearly 10 pounds since getting to Ann Arbor this summer
- Averaged a team-best 11.8 points per game during U-M's four-game European trip in August
- Avid soccer and baseball player before concentrating on basketball full time in the sixth grade
- Son of five-time NBA All-Star Tim Hardaway
- One of four players with NBA ties -- Jordan Dumars, Jon Horford and Josh Bartelstein
- As a high school senior averaged 31.7 points, 7.3 rebounds and 4.0 assists per game at Palmetto Senior High School.

### #11 • DARRICK ERVIN II

- Joined the team as a walk-on this fall
- Played in his first collegiate game in the final minute against USC-Upstate
- Played in three U-M games this season
- Will be looked to contribute on the Wolverines scout team and in practice
- Attended the same high school in Detroit as teammate Jordan Morgan

### #13 • MATT VOGRICH

- Played in 57 career games, coming off the bench

## MICHIGAN & THE PROFESSIONAL RANKS

### NBA

Jamal Crawford	2000	Active Player (Atlanta Hawks)
Juwan Howard	1992-94	Active Player (Miami Heat)
Manny Harris	2008-10	Active Player (Cleveland Cavaliers)
Mark Hughes	1986-89	NBA Scout (N.Y. Knicks)
Rudy Tomjanovich	1968-70	Special Consultant (L.A. Lakers)
Campy Russell	1973-74	Director of Alumni Relations (Cleveland Cavaliers)

### NBDL

Courtney Sims	2004-07	Iowa Energy
DeShawn Sims	2007-10	Maine Red Claws

### HARLEM GLOBETROTTERS

Brent Petway	2004-07	"Thunder" Petway
--------------	---------	------------------

### RADIO

Dugan Fife	1993-96	Michigan Radio Network
David Merritt	2008-09	Michigan Radio Network

### OVERSEAS

Josh Asselin	1998-2001	Estudiantes (Spain)
Maceo Baston	1995-98	Obradoiro CAB (Spain)
LaVell Blanchard	2000-03	Igokea (Bosnia)
Louis Bullock*	1996-98	Cajasol (Spain)
Graham Brown	2003-06	Antwerp (Belgium)
Dion Harris	2004-07	Achilleas (Cyprus)
J.C. Mathis	2004-05	Oviedo Feve (Spain)
Jerod Ward	1995-98	Alcazar (Spain)
Chris Young	1999-2002	Aalstar (Belgium)

### TELEVISION

Jalen Rose	1992-94	ESPN, NBA Analyst
Chris Webber*	1992-93	TNT, NBA Analyst

### COACHING

Travis Conlan	1995-98	Michigan (Director of Basketball Ops)
Dan Fife	1969-71	Clarkston High School (Head Coach)
C.J. Lee	2008-09	Michigan (Administrative Specialist)
Darius Taylor	1997-2000	South Carolina (Assistant, women's)

- Despite being known as a shooter, scrappy down low looking for rebounds
- One of the team's top three-point shooting threats
- Averaging 3.3 points and 1.4 rebounds this season
- Playing in nearly nine more minutes from a year ago
- Played a career-high 22 minutes at Northwestern
- Scored a season-best eight points, three times -- Utah, Bryant and Penn State
- Averaged 9.3 points and a team-high 4.5 rebounds per contest during Michigan's four-game European trip in August.
- Closed U-M's European tour with 22 points and seven rebounds in the 80-74 victory over Mons
- Started his collegiate career by going 5-for-5 from beyond the three-point line in last season's opener against Northern Michigan -- which are still career-bests
- Attended the same high school (Lake Forest HS) as former Wolverine Rob Pelinka
- Roommate with Blake McLimans
- Enrolled in U-M's prestigious Stephen M. Ross School of Business, which is ranked No. 4 in the nation

**#15 • JON HORFORD**

- Played in 25 games this season, coming off the bench
- Averaging 2.2 points and 2.2 rebounds in 7.6 minutes per game
- Posted a career high nine points and nine rebounds against North Carolina Central
- Ability to shoot from long range and extremely athletic and versatile for a big man; will look to go inside/outside
- Solid passer, who is rapidly absorbing the game
- One of four players with NBA ties -- Jordan Dumars, Tim Hardaway Jr. and Josh Bartelstein
- Older brother, Al, played on back-to-back national championship teams at Florida in 2006 and '07, and currently plays in the NBA for the Atlanta Hawks. Father, Tito, played three seasons in the NBA with Milwaukee and Washington after playing collegiately at LSU and Miami (Fla.)
- Avid skateboarder (as a kid) and hacky-sack player
- From Grand Ledge, Michigan -- just west of Lansing

**#20 • JOSH BARTELSTEIN**

- Joined the team as a walk-on
- Played in 15 career games coming off the bench
- Played in 10 games this season
- Hit his first career three-pointer in the Purdue game
- Strong defender, who usually mirrors U-M's opponent's top defender during scout team practice
- Offensively can drive and dish and also shoot from long range; strong passer
- Keeps a season diary - "The Josh Bartelstein Blog" compiling notes and stories about the experiences of being on the Michigan basketball team at mgoblue.com
- Known for keeping the bench active during games, along with Corey Person
- Roommate with Stu Douglass and Zack Novak
- Father, Mark, is a nationally noted sports agent whose clients have included Kurt Warner and Jake Delhomme

**#22 • BLAKE MCLIMANS**

- Redshirted last season
- Played in 20 games this season, coming off the bench
- Averaging 1.3 points and nearly 0.9 rebounds per game
- Third on the team with eight blocked shots
- Scored a career-best four points, three times -- Bowling Green, Gardner-Webb and Harvard
- Hit first career three-pointer in the North Carolina Central win
- Averaged 6.0 points and 3.3 rebounds per game on Michigan's four-game European tour in August
- Named Michigan's Most Improved Player Award last season despite only working on the scout team
- Nickname is "Bird"
- Hometown of Hamburg, N.Y., is less than 50 miles from Coach Beilein's hometown of Burt, N.Y.
- Right-handed pitcher in baseball capable of throwing a fastball 80-85 mph
- All-State volleyball player growing up
- Father, Jeffrey McLimans, was a minor league pitcher in the Detroit Tigers organization
- Has 7-1 wingspan
- Roommate with Matt Vogrich

**#23 • EVAN SMOTRYCZ**

- Has played all 28 games this season with 24 starts
- Gritty player who can score in a variety of ways - outside shooting, inside or driving to the basket
- Has had to play out of position, playing the four and five position this season
- Averaging 5.7 points and 2.3 rebounds
- Scored a career-best 18 points at Clemson, which help U-M to the win and help the Big Ten win the ACC/Big Ten Challenge for the second straight season
- Scored in double figures in seven games -- including four games with 14 points
- Knocked down 34 three-pointers this season
- Grabbed a career-best seven rebounds against Bowling Green
- Scored 6.8 points and grabbed 3.8 rebounds per game during Michigan's four-game European tour in August
- Known for his comedy in the lockerroom as he refers himself as the next Will Ferrell
- Roommate with Tim Hardaway Jr.

**#32 • COREY PERSON**

- Joined the team as a walk-on two seasons ago
- Did not play in any games as a freshman, but played in seven games off the bench as a sophomore
- Seen action in four games this season
- Played in three of Michigan's four games on its European tour in August
- Known for keeping the bench active during games, along with Josh Bartelstein
- Known for his comedy in & out of the lockerroom

**#45 • COLTON CHRISTIAN**

- Played in 23 games, coming off the bench
- Grabbed a career-best six-rebounds in back-to-back games -- Bowling Green and Gardner-Webb
- Expected to compete for playing time in the post for the Maize and Blue.
- Defensive specialist with strong rebounding skills
- Exceptional leaping ability and very athletic
- Traveled but was unable to play on Michigan's four-game European tour due to a hamstring injury
- Originally signed at Tulane but was given a full release following a coaching staff change
- Big Seattle sports fan

**#52 • JORDAN MORGAN**

- As of Feb. 21, leads the Big Ten in field-goal percentage (62.8 percent)
- In Big Ten games, shooting 66.7 percent from the floor
- After redshirting last season, started all 28 games this season, one of three Wolverines to start all 28 games
- Averaging 9.5 points and 5.6 rebounds -- which is second on the Wolverines
- Has 12 games scoring in double figures
- Scored a career-best 27 points in a win over Northwestern on 11-of-13 shooting
- Had 23 points against Concordia -- going 10-for-15 from the field
- Had a third game scoring 20-plus points with 20 against Gardner-Webb
- Scored 18 points and grabbed a team-high eight rebounds in the overtime win at Iowa
- Grabbed a career-best 11 rebounds against Oakland and matched that at Penn State
- Has 18 games with five-or-more rebounds
- Shot 88.9 percent (8-for-9) from the field against Iowa (Jan. 30), scoring 17 points.
- Fell one rebound short of a double-double (10 points, nine rebounds) in the Penn State game
- Redshirted last season after suffering a knee injury during preseason conditioning, then after returning he suffered a shoulder injury diving for a ball in a drill on the scout team, which shelved him for the remainder of the season
- Will be looked to for rebounding and inside scoring
- Averaged 3.3 points and 4.0 rebounds per game on Michigan's four-game European tour in August.
- Roommate with Darius Morris

## THE BASKETBALL PLAYER DEVELOPMENT CENTER



### MICHIGAN'S PLAYER DEVELOPMENT CENTER

- On Jan. 22, 2009, the University Board of Regents unanimously approved, 8-0, Michigan's Basketball Player Development Center. It will be built off the east side of Crisler Arena
- On Sept. 17, 2009, the University Board of Regents approved the schematic designs for the PDC. The designs were developed by Jickling Lyman Powell Associates, assisted by Sink Combs Dethlefs.
- On May 10, 2010, U-M officials held a special groundbreaking ceremony for the PDC.
- On May 19, 2010, Construction officially began on the PDC
- The Player Development Center is scheduled to open in October of 2011
- Michigan's Player Development Center will be built at a cost of \$23.2 million
- The Player Development Center will have a total of 57,000 square feet, housing two practice courts, the men's and women's basketball offices, meeting rooms, film rooms, weight room, athletic training room, equipment room and new team locker-rooms





# MICHIGAN PLAYERS VS. WISCONSIN

#	Player	WISCONSIN	RESULT	G	S	FG	FGA	3FG	3FGA	FT	FTA	O	D	REB	PF	PTS	A	TO	BLK	STL	MIN
#0 Zack Novak	Ann Arbor, Mich.	L, 61-73	1	1	7	11	5	8	1	2	2	6	8	2	20	0	1	0	0	0	33
	Madison, Wisc.	L, 55-60	1	1	2	4	1	2	1	1	0	2	2	3	6	2	0	0	0	0	34
	Madison, Wisc.	L, 48-54	1	1	0	6	0	1	0	0	2	4	6	3	0	2	1	0	1	0	36
	Ann Arbor, Mich.	L, 44-62	1	1	0	2	0	2	3	6	0	2	2	3	3	1	0	0	0	2	35
	Madison, Wisc.	L, 50-66	1	1	5	8	5	7	0	0	0	5	5	1	15	1	1	0	0	0	37
	Ann Arbor, Mich.	L, 50-66	0	0	0	0	0	0	0	0	0	0	0	0	0	0	0	0	0	0	0
	<b>TOTALS</b>	<b>0-5</b>	<b>5</b>	<b>5</b>	<b>14</b>	<b>31</b>	<b>11</b>	<b>20</b>	<b>5</b>	<b>9</b>	<b>4</b>	<b>19</b>	<b>23</b>	<b>12</b>	<b>44</b>	<b>6</b>	<b>3</b>	<b>0</b>	<b>3</b>	<b>175</b>	
<b>AVERAGES</b>				<b>45.2%</b>	<b>55.0%</b>	<b>55.6%</b>			<b>4.6</b>	<b>8.8</b>	<b>1.2</b>			<b>0.0</b>	<b>0.6</b>	<b>35.0</b>					
#1 Stu Douglass	Ann Arbor, Mich.	L, 61-73	1	1	0	5	0	3	0	0	0	0	0	2	0	2	1	0	1	0	20
	Madison, Wisc.	L, 55-60	1	1	1	4	1	3	0	0	0	0	0	3	3	1	1	0	1	0	29
	Madison, Wisc.	L, 48-54	1	1	2	8	2	7	2	2	1	3	4	3	8	3	1	0	0	0	33
	Ann Arbor, Mich.	L, 44-62	1	1	0	3	0	1	0	0	0	1	1	0	0	3	0	0	0	0	37
	Madison, Wisc.	L, 50-66	1	0	1	7	0	4	0	0	1	0	1	3	2	3	1	0	1	0	34
	Ann Arbor, Mich.	L, 50-66	0	0	0	0	0	0	0	0	0	0	0	0	0	0	0	0	0	0	0
	<b>TOTALS</b>	<b>0-5</b>	<b>5</b>	<b>4</b>	<b>4</b>	<b>27</b>	<b>3</b>	<b>18</b>	<b>2</b>	<b>2</b>	<b>2</b>	<b>4</b>	<b>6</b>	<b>11</b>	<b>13</b>	<b>12</b>	<b>4</b>	<b>0</b>	<b>3</b>	<b>153</b>	
<b>AVERAGES</b>				<b>14.8%</b>	<b>16.7%</b>	<b>100.0%</b>			<b>1.2</b>	<b>2.6</b>	<b>2.4</b>			<b>0.0</b>	<b>0.6</b>	<b>30.6</b>					
#2 Jordan Dumars	Madison, Wisc.	L, 50-66	-	DNP																	
	Ann Arbor, Mich.	L, 50-66	0	0	0	0	0	0	0	0	0	0	0	0	0	0	0	0	0	0	0
	<b>TOTALS</b>	<b>0-1</b>	<b>0</b>	<b>0</b>	<b>0</b>	<b>0</b>	<b>0</b>	<b>0</b>	<b>0</b>	<b>0</b>	<b>0</b>	<b>0</b>	<b>0</b>	<b>0</b>	<b>0</b>	<b>0</b>	<b>0</b>	<b>0</b>	<b>0</b>	<b>0</b>	<b>0</b>
<b>AVERAGES</b>				<b>0.0%</b>	<b>0.0%</b>	<b>0.0%</b>			<b>0.0</b>	<b>0.0</b>	<b>0.0</b>			<b>0.0</b>	<b>0.0</b>	<b>0.0</b>	<b>0.0</b>	<b>0.0</b>	<b>0.0</b>	<b>0.0</b>	<b>0.0</b>
#4 Darius Morris	Madison, Wisc.	L, 48-54	1	0	0	0	0	0	1	2	0	0	0	1	1	1	0	0	0	0	16
	Ann Arbor, Mich.	L, 44-62	1	1	3	4	0	2	2	1	0	1	3	8	3	1	0	0	0	0	33
	Madison, Wisc.	L, 50-66	1	1	3	6	0	1	2	2	0	2	2	4	8	3	4	0	0	0	21
	Ann Arbor, Mich.	L, 50-66	0	0	0	0	0	0	0	0	0	0	0	0	0	0	0	0	0	0	0
	<b>TOTALS</b>	<b>0-3</b>	<b>3</b>	<b>2</b>	<b>6</b>	<b>10</b>	<b>0</b>	<b>1</b>	<b>5</b>	<b>6</b>	<b>1</b>	<b>2</b>	<b>3</b>	<b>8</b>	<b>17</b>	<b>7</b>	<b>5</b>	<b>0</b>	<b>0</b>	<b>0</b>	<b>70</b>
<b>AVERAGES</b>				<b>60.0%</b>	<b>0.0%</b>	<b>83.3%</b>			<b>1.0</b>	<b>5.7</b>	<b>2.3</b>			<b>0.0</b>	<b>0.0</b>	<b>23.3</b>					
#5 Eso Akunne	Madison, Wisc.	L, 48-54	-	DNP																	
	Ann Arbor, Mich.	L, 44-62	-	DNP																	
	Madison, Wisc.	L, 50-66	1	0	0	0	0	0	0	0	0	0	0	0	0	0	0	0	0	0	1
	Ann Arbor, Mich.	L, 50-66	0	0	0	0	0	0	0	0	0	0	0	0	0	0	0	0	0	0	0
	<b>TOTALS</b>	<b>0-3</b>	<b>1</b>	<b>0</b>	<b>0</b>	<b>0</b>	<b>0</b>	<b>0</b>	<b>0</b>	<b>0</b>	<b>0</b>	<b>0</b>	<b>0</b>	<b>0</b>	<b>0</b>	<b>0</b>	<b>0</b>	<b>0</b>	<b>0</b>	<b>0</b>	<b>1</b>
<b>AVERAGES</b>				<b>0.0%</b>	<b>0.0%</b>	<b>0.0%</b>			<b>0.0</b>	<b>0.0</b>	<b>0.0</b>			<b>0.0</b>	<b>0.0</b>	<b>0.0</b>	<b>0.0</b>	<b>0.0</b>	<b>0.0</b>	<b>1.0</b>	
#10 Tim Hardaway Jr.	Madison, Wisc.	L, 50-66	1	1	3	10	0	3	4	4	0	4	4	3	10	3	0	0	1	0	28
	Ann Arbor, Mich.	L, 50-66	0	0	0	0	0	0	0	0	0	0	0	0	0	0	0	0	0	0	0
	<b>TOTALS</b>	<b>0-1</b>	<b>1</b>	<b>1</b>	<b>3</b>	<b>10</b>	<b>0</b>	<b>3</b>	<b>4</b>	<b>4</b>	<b>0</b>	<b>4</b>	<b>4</b>	<b>3</b>	<b>10</b>	<b>3</b>	<b>0</b>	<b>0</b>	<b>1</b>	<b>0</b>	<b>28</b>
<b>AVERAGES</b>				<b>30.0%</b>	<b>0.0%</b>	<b>100.0%</b>			<b>4.0</b>	<b>10.0</b>	<b>3.0</b>			<b>0.0</b>	<b>1.0</b>	<b>28.0</b>					
#11 Darrick Ervin II	Madison, Wisc.	L, 50-66	-	DNP																	
	Ann Arbor, Mich.	L, 50-66	0	0	0	0	0	0	0	0	0	0	0	0	0	0	0	0	0	0	0
	<b>TOTALS</b>	<b>0-1</b>	<b>0</b>	<b>0</b>	<b>0</b>	<b>0</b>	<b>0</b>	<b>0</b>	<b>0</b>	<b>0</b>	<b>0</b>	<b>0</b>	<b>0</b>	<b>0</b>	<b>0</b>	<b>0</b>	<b>0</b>	<b>0</b>	<b>0</b>	<b>0</b>	<b>0</b>
<b>AVERAGES</b>				<b>0.0%</b>	<b>0.0%</b>	<b>0.0%</b>			<b>0.0</b>	<b>0.0</b>	<b>0.0</b>			<b>0.0</b>	<b>0.0</b>	<b>0.0</b>	<b>0.0</b>	<b>0.0</b>	<b>0.0</b>	<b>0.0</b>	
#13 Matt Vogrich	Madison, Wisc.	L, 48-54	1	0	0	0	0	0	0	0	0	0	1	1	1	0	0	1	0	0	4
	Ann Arbor, Mich.	L, 44-62	1	0	0	0	0	0	0	0	0	0	0	0	0	0	0	0	0	0	2
	Madison, Wisc.	L, 50-66	1	0	2	3	2	2	0	0	0	1	1	0	6	0	1	0	1	0	12
	Ann Arbor, Mich.	L, 50-66	0	0	0	0	0	0	0	0	0	0	0	0	0	0	0	0	0	0	0
	<b>TOTALS</b>	<b>0-3</b>	<b>3</b>	<b>0</b>	<b>2</b>	<b>3</b>	<b>2</b>	<b>2</b>	<b>0</b>	<b>0</b>	<b>0</b>	<b>2</b>	<b>2</b>	<b>1</b>	<b>6</b>	<b>0</b>	<b>2</b>	<b>0</b>	<b>1</b>	<b>0</b>	<b>18</b>
<b>AVERAGES</b>				<b>66.7%</b>	<b>100.0%</b>	<b>0.0%</b>			<b>0.7</b>	<b>2.0</b>	<b>0.0</b>			<b>0.0</b>	<b>0.3</b>	<b>6.0</b>					
#15 Jon Horford	Madison, Wisc.	L, 50-66	1	0	0	1	0	0	2	2	0	2	2	1	2	0	1	0	0	0	7
	Ann Arbor, Mich.	L, 50-66	0	0	0	0	0	0	0	0	0	0	0	0	0	0	0	0	0	0	0
	<b>TOTALS</b>	<b>0-1</b>	<b>1</b>	<b>0</b>	<b>0</b>	<b>1</b>	<b>0</b>	<b>0</b>	<b>2</b>	<b>2</b>	<b>0</b>	<b>2</b>	<b>2</b>	<b>1</b>	<b>2</b>	<b>0</b>	<b>1</b>	<b>0</b>	<b>0</b>	<b>0</b>	<b>7</b>
<b>AVERAGES</b>				<b>0.0%</b>	<b>0.0%</b>	<b>100.0%</b>			<b>2.0</b>	<b>2.0</b>	<b>0.0</b>			<b>0.0</b>	<b>0.0</b>	<b>0.0</b>	<b>0.0</b>	<b>0.0</b>	<b>0.0</b>	<b>7.0</b>	
#20 Josh Bartelstein	Madison, Wisc.	L, 48-54	-	DNP																	
	Ann Arbor, Mich.	L, 44-62	1	0	0	1	0	1	0	0	0	0	0	1	0	0	0	0	0	0	2
	Madison, Wisc.	L, 50-66	1	0	0	1	0	1	0	0	0	0	0	0	0	0	0	0	0	0	1
	Ann Arbor, Mich.	L, 50-66	0	0	0	0	0	0	0	0	0	0	0	0	0	0	0	0	0	0	0
	<b>TOTALS</b>	<b>0-3</b>	<b>2</b>	<b>0</b>	<b>0</b>	<b>2</b>	<b>0</b>	<b>2</b>	<b>0</b>	<b>0</b>	<b>0</b>	<b>0</b>	<b>0</b>	<b>0</b>	<b>1</b>	<b>0</b>	<b>0</b>	<b>0</b>	<b>0</b>	<b>0</b>	<b>3</b>
<b>AVERAGES</b>				<b>0.0%</b>	<b>0.0%</b>	<b>0.0%</b>			<b>0.0</b>	<b>0.0</b>	<b>0.0</b>			<b>0.0</b>	<b>0.0</b>	<b>0.0</b>	<b>0.0</b>	<b>0.0</b>	<b>0.0</b>	<b>1.5</b>	

**WOLVERINES VS. BADGERS**

#	Player	WISCONSIN	RESULT	G	S	FG	FGA	3FG	3FGA	FT	FTA	O	D	REB	PF	PTS	A	TO	BLK	STL	MIN	
#22	Blake McLimans	WISCONSIN	RESULT	G	S	FG	FGA	3FG	3FGA	FT	FTA	O	D	REB	PF	PTS	A	TO	BLK	STL	MIN	
	1/5/2011	Madison, Wisc.	L, 50-66	1	0	0	0	0	0	0	0	0	0	0	0	0	0	0	0	0	1	
	2/23/2011	Ann Arbor, Mich.		0	0	0	0	0	0	0	0	0	0	0	0	0	0	0	0	0	0	
	<b>TOTALS</b>		<b>0-1</b>	<b>1</b>	<b>0</b>	<b>0</b>	<b>0</b>	<b>0</b>	<b>0</b>	<b>0</b>	<b>0</b>	<b>0</b>	<b>0</b>	<b>0</b>	<b>0</b>	<b>0</b>	<b>0</b>	<b>0</b>	<b>0</b>	<b>0</b>	<b>1</b>	
	<b>AVERAGES</b>					<b>0.0%</b>		<b>0.0%</b>		<b>0.0%</b>				<b>0.0</b>		<b>0.0</b>	<b>0.0</b>		<b>0.0</b>	<b>0.0</b>	<b>1.0</b>	
#23	Evan Smotrycz	WISCONSIN	RESULT	G	S	FG	FGA	3FG	3FGA	FT	FTA	O	D	REB	PF	PTS	A	TO	BLK	STL	MIN	
	1/5/2011	Madison, Wisc.	L, 50-66	1	1	2	5	1	3	0	0	1	1	2	3	5	0	1	0	0	0	30
	2/23/2011	Ann Arbor, Mich.		0	0	0	0	0	0	0	0	0	0	0	0	0	0	0	0	0	0	0
	<b>TOTALS</b>		<b>0-1</b>	<b>1</b>	<b>1</b>	<b>2</b>	<b>5</b>	<b>1</b>	<b>3</b>	<b>0</b>	<b>0</b>	<b>1</b>	<b>1</b>	<b>2</b>	<b>3</b>	<b>5</b>	<b>0</b>	<b>1</b>	<b>0</b>	<b>0</b>	<b>0</b>	<b>30</b>
	<b>AVERAGES</b>					<b>40.0%</b>		<b>33.3%</b>		<b>0.0%</b>				<b>2.0</b>		<b>5.0</b>	<b>0.0</b>		<b>0.0</b>	<b>0.0</b>	<b>30.0</b>	
#32	Corey Person	WISCONSIN	RESULT	G	S	FG	FGA	3FG	3FGA	FT	FTA	O	D	REB	PF	PTS	A	TO	BLK	STL	MIN	
	12/31/2008	Ann Arbor, Mich.	L, 61-73	-	DNP																	
	3/1/2009	Madison, Wisc.	L, 55-60	-	DNP																	
	1/20/2010	Madison, Wisc.	L, 48-54	-	DNP																	
	2/6/2010	Ann Arbor, Mich.	L, 44-62	1	0	0	0	0	0	0	0	0	0	0	0	0	0	0	0	0	0	1
	1/5/2011	Madison, Wisc.	L, 50-66	-	DNP																	
	2/23/2011	Ann Arbor, Mich.		0	0	0	0	0	0	0	0	0	0	0	0	0	0	0	0	0	0	0
	<b>TOTALS</b>		<b>0-5</b>	<b>1</b>	<b>0</b>	<b>0</b>	<b>0</b>	<b>0</b>	<b>0</b>	<b>0</b>	<b>0</b>	<b>0</b>	<b>0</b>	<b>0</b>	<b>0</b>	<b>0</b>	<b>0</b>	<b>0</b>	<b>0</b>	<b>0</b>	<b>1</b>	
	<b>AVERAGES</b>					<b>0.0%</b>		<b>0.0%</b>		<b>0.0%</b>				<b>0.0</b>		<b>0.0</b>	<b>0.0</b>		<b>0.0</b>	<b>0.0</b>	<b>1.0</b>	
#45	Colton Christian	WISCONSIN	RESULT	G	S	FG	FGA	3FG	3FGA	FT	FTA	O	D	REB	PF	PTS	A	TO	BLK	STL	MIN	
	1/5/2011	Madison, Wisc.	L, 50-66	1	0	0	0	0	0	0	0	0	0	0	0	0	0	0	0	0	0	1
	2/23/2011	Ann Arbor, Mich.		0	0	0	0	0	0	0	0	0	0	0	0	0	0	0	0	0	0	0
	<b>TOTALS</b>		<b>0-1</b>	<b>1</b>	<b>0</b>	<b>0</b>	<b>0</b>	<b>0</b>	<b>0</b>	<b>0</b>	<b>0</b>	<b>0</b>	<b>0</b>	<b>0</b>	<b>0</b>	<b>0</b>	<b>0</b>	<b>0</b>	<b>0</b>	<b>0</b>	<b>0</b>	<b>1</b>
	<b>AVERAGES</b>					<b>0.0%</b>		<b>0.0%</b>		<b>0.0%</b>				<b>0.0</b>		<b>0.0</b>	<b>0.0</b>		<b>0.0</b>	<b>0.0</b>	<b>1.0</b>	
#52	Jordan Morgan	WISCONSIN	RESULT	G	S	FG	FGA	3FG	3FGA	FT	FTA	O	D	REB	PF	PTS	A	TO	BLK	STL	MIN	
	1/5/2011	Madison, Wisc.	L, 50-66	1	1	1	2	0	0	0	0	0	3	3	3	2	1	1	0	0	0	27
	2/23/2011	Ann Arbor, Mich.		0	0	0	0	0	0	0	0	0	0	0	0	0	0	0	0	0	0	0
	<b>TOTALS</b>		<b>0-1</b>	<b>1</b>	<b>1</b>	<b>1</b>	<b>2</b>	<b>0</b>	<b>0</b>	<b>0</b>	<b>0</b>	<b>0</b>	<b>3</b>	<b>3</b>	<b>3</b>	<b>2</b>	<b>1</b>	<b>1</b>	<b>0</b>	<b>0</b>	<b>0</b>	<b>27</b>
	<b>AVERAGES</b>					<b>50.0%</b>		<b>0.0%</b>		<b>0.0%</b>				<b>3.0</b>		<b>2.0</b>	<b>1.0</b>		<b>0.0</b>	<b>0.0</b>	<b>27.0</b>	

**TEAM VS. BADGERS**

>>2008-09 SEASON																					
D31	23/24 MICHIGAN	L	61-73	20-51	.392	8-24	.333	13-19	.684	7-19	26	18/0	12	7	2	2	31	30	-	-	61
	Wisconsin*			27-46	.587	6-14	.429	13-17	.765	3-27	30	18/1	14	8	1	3	42	31	-	-	73
M1	MICHIGAN	L	55-60	21-49	.429	6-21	.286	7-10	.700	6-16	22	18/0	10	7	0	5	34	21	-	-	55
	at Wisconsin*			22-42	.524	4-11	.364	12-18	.667	8-24	32	13/0	13	11	3	2	32	28	-	-	60
>>2009-10 SEASON																					
J20	MICHIGAN	L	48-54	17-47	.362	6-19	.316	8-11	.727	6-28	34	18/1	9	12	2	4	21	27	-	-	48
	at 18/19 Wisconsin*			18-53	.340	4-24	.167	14-17	.824	9-24	33	12/0	9	5	3	6	18	36	-	-	54
F6	MICHIGAN	L	44-62	17-39	.436	2-11	.182	8-14	.571	4-15	19	11/0	9	8	0	3	26	18	-	-	44
	16/16 Wisconsin*			22-41	.537	11-21	.524	7-12	.583	8-21	29	14/0	13	11	1	2	40	22	-	-	62
>>2010-11 SEASON																					
J5	MICHIGAN	L	50-66	17-43	.395	8-21	.381	8-8	1.000	2-19	21	18/0	11	10	0	3	28	22	-	-	50
	at Wisconsin*			21-44	.477	9-19	.474	15-18	.833	5-24	29	11/0	12	8	1	4	26	40	-	-	66
F23	MICHIGAN																				
	12/12 WISCONSIN*																				

# INSIDE THE NUMBERS

## LOCATION BREAKDOWN

TEAM	GAMES	FG-FGA	PCT.	3F-3PA	PCT.	FT-FTA	PCT.	O-D	TOT	AVG.	FOUL	DQ	AST	AVG	TO	BLK	STL	PTS	AVG
MICHIGAN (17-11)	28	679-1519	.447	.223-644	.346	288-418	.689	241-665	906	32.4	471	7	384	13.7	292	55	133	1869	66.8
HOME (13-4)	17	443-936	.473	150-400	.375	181-258	.702	152-431	583	34.3	274	5	265	15.6	185	46	77	1217	71.6
AWAY (4-5)	9	200-468	.427	60-183	.328	86-130	.662	66-189	255	28.3	163	2	103	11.4	86	6	45	546	60.7
NEUTRAL (0-2)	2	36-115	.313	13-61	.213	21-30	.700	23-45	68	34.0	34	0	16	8.0	21	3	11	106	53.0

## RECORD BY ...

### BY VENUE

	Overall	Big Ten	Beilein, U-M	Beilein, Big Ten
Overall	17-11	7-8	63-64	28-41
Home (Crisler Arena)	13-4	4-3	43-22	17-17
Away	4-5	3-5	12-31	11-24
Neutral	0-2	0-0	8-11	0-0

### BY HALFTIME

	Overall	Big Ten	Beilein, U-M	Beilein, Big Ten
Michigan leads at halftime	14-3	5-2	46-18	16-13
Michigan trails at halftime	3-7	2-6	14-44	10-27
Michigan is tied at halftime	0-1	0-0	3-2	2-1

### BY OFFENSE

	Overall	Big Ten	Beilein, U-M	Beilein, Big Ten
U-M scores 100-plus points	0-0	0-0	1-0	0-0
U-M scores 90-99 points	0-0	0-0	2-0	0-0
U-M scores 80-89 points	4-0	1-0	13-0	5-0
U-M scores 70-79 points	5-0	4-0	22-1	12-0
U-M scores 60-69 points	8-5	2-4	20-28	10-16
U-M scores 50-59 points	0-6	0-4	3-28	0-19
U-M scores 40-49 points	0-0	0-0	1-6	1-6
U-M scores 30-39 points	0-0	0-0	0-1	0-0

### BY DEFENSE

	Overall	Big Ten	Beilein, U-M	Beilein, Big Ten
Opponent scores 100-plus points	0-0	0-0	0-0	0-0
Opponent scores 90-99 points	0-0	0-0	0-1	0-0
Opponent scores 80-89 points	0-2	0-2	1-2	0-2
Opponent scores 70-79 points	3-1	2-1	9-22	5-12
Opponent scores 60-69 points	8-6	4-4	21-31	13-22
Opponent scores 50-59 points	4-2	1-1	22-8	6-5
Opponent scores 40-49 points	1-0	0-0	9-0	4-0
Opponent scores 30-39 points	1-0	0-0	1-0	0-0

### BY POINT DIFFERENTIAL

	Overall	Big Ten	Beilein, U-M	Beilein, Big Ten
Games decided by 1-5	5-4	4-3	13-14	8-8
Games decided by 6-10	3-3	2-1	19-18	13-13
Games decided by 11-15	2-1	1-1	9-20	4-12
Games decided by more than 15	7-3	0-3	22-12	3-8

### BY OVERTIME

	Overall	Big Ten	Beilein, U-M	Beilein, Big Ten
Overtime	1-1	1-0	6-2	4-1
Double Overtime	0-0	0-0	0-0	0-0
Triple Overtime	0-0	0-0	0-0	0-0

### BY NATIONAL RANKINGS

	Overall	Big Ten	Beilein, U-M	Beilein, Big Ten
vs. ranked opponents:	1-6	1-4	7-29	3-18
vs. unranked opponents:	16-5	6-4	56-35	25-23

### BY JERSEY

	Overall	Big Ten	Beilein, U-M	Beilein, Big Ten
White	9-1	3-1	33-10	10-6
Blue	3-5	2-4	13-31	8-18
Maize	5-5	2-3	17-23	10-17

### BY MONTH

	Overall	Big Ten	Beilein, U-M	Beilein, Big Ten
November	4-2	---	15-9	---
December	6-1	0-1	15-11	0-3
January	3-6	3-5	13-23	12-22
February	4-2	4-2	14-13	14-12
March	0-0	0-0	6-8	2-4

### BY BROADCAST

	Overall	Big Ten	Beilein, U-M	Beilein, Big Ten
When playing on Big Ten Network	12-7	6-7	35-25	20-23
When playing on BigTenNetwork.com	2-0	0-0	7-0	0-0
When playing on CBS	0-1	0-0	3-9	1-5
When playing on CBS College Sports	0-0	0-0	0-1	0-0
When playing on ESPN	1-1	1-1	7-15	6-10
When playing on ESPN2	1-0	0-0	5-6	1-3
When playing on ESPNU	0-0	0-0	2-4	0-0
When playing on ESPN3.com	1-0	0-0	1-1	0-0
When playing on FSN-Detroit	0-0	0-0	1-0	0-0
When playing on HDNet	0-2	0-0	0-2	0-0
No television	0-0	0-0	1-1	0-0

## INSIDE STATISTICS

<b>Largest Victory</b> .....	31, USC-Upstate (11/13/10)
<b>Largest Defeat</b> .....	-23, Purdue (12/28/10)
<b>Smallest Victory</b> .....	3, (3x), last: at Iowa (2/19/11)
<b>Smallest Defeat</b> .....	-2, at Illinois (2/16/11)
<b>Largest Halftime Lead:</b> .....	18, USC-Upstate (11/13/10)
<b>Largest Halftime Deficit:</b> .....	-15, at Indiana (1/15/11)

<b>Most Points in 1st Half:</b> .....	45, Bryant (12/23/10)
<b>Most Points in 2nd Half:</b> .....	52, Iowa (1/30/11)
<b>Most Points in Overtime:</b> .....	10, at Iowa (2/19/11)
<b>Lowest Points in 1st Half:</b> .....	15, at Indiana (1/15/11)
<b>Lowest Points in 2nd Half:</b> .....	19, vs. Syracuse (11/26/10)
<b>Lowest Points in Overtime:</b> .....	9, Kansas (1/9/11)

<b>Most Points Allowed in 1st Half:</b> .....	44, at Northwestern (1/18/11)
<b>Most Points Allowed in 2nd Half:</b> .....	50, twice, last: at Indiana (1/15/11)
<b>Most Points in Overtime:</b> .....	16, Kansas (1/9/11)
<b>Lowest Points Allowed in 1st Half:</b> .....	18, USC-Upstate (11/13/10)
<b>Lowest Points Allowed in 2nd Half:</b> .....	17, USC-Upstate (11/13/10)
<b>Lowest Points in Overtime:</b> .....	7, at Iowa (2/19/11)

## INSIDE THE BOX SCORE

	2010-11	Under Beilein
When Michigan leads in FG%, U-M is	17-0	51-1
When opponent leads in FG%, U-M is	0-11	12-63
When game ends tied in FG%, U-M is	0-0	0-0
When Michigan leads in 3FG%, U-M is	14-0	45-11
When opponent leads in 3FG%, U-M is	2-11	14-53
When game ends tied in 3FG%, U-M is	1-0	4-0
When Michigan leads in FT%, U-M is	10-6	41-30
When opponent leads in FT%, U-M is	7-5	20-32
When game ends tied in FT%, U-M is	0-0	2-2
When Michigan leads in rebounds, U-M is	9-1	31-13
When opponent leads in rebounds, U-M is	7-10	29-50
When game ends tied in rebounds, U-M is	1-0	3-1
When Michigan leads in assists, U-M is	12-0	49-4
When opponent leads in assists, U-M is	2-8	9-53
When game ends tied in assists, U-M is	3-3	5-7
When Michigan leads in blocks, U-M is	7-3	34-21
When opponent leads in blocks, U-M is	7-7	21-38
When game ends tied in blocks, U-M is	3-1	8-5
When Michigan leads in steals, U-M is	9-7	39-30
When opponent leads in steals, U-M is	7-4	16-29
When game ends tied in steals, U-M is	1-0	8-5
When Michigan has more turnovers, U-M is	8-5	16-24
When opponent has more turnovers, U-M is	8-6	41-36
When game ends tied in turnovers, U-M is	1-0	5-4
When Michigan has more fouls, U-M is	4-7	14-34
When opponent has more fouls, U-M is	12-3	46-20
When game ends tied in fouls, U-M is	1-1	2-4
When Michigan has a player foul out, U-M is	0-3	1-12
When opponent has a player foul out, U-M is	2-2	15-7
When both teams have a player foul out, U-M is	2-1	3-2
When neither team as a player foul out, U-M is	13-5	42-43



# INSIDE THE NUMBERS

## TIME ON THE COURT

PLAYER	CAREER GAMES	CONSEC GAMES	CAREER STARTS	CONSEC STARTS
Stu Douglass (Jr.)	95#	95#	51	4
Zack Novak (Jr.)	93	52	81	52
Darius Morris (So.)	60#	60#	15	15
Matt Vogrich (So.)	57	5	0	0
Jordan Morgan (R-Fr.)	28#	28#	28^	28^
Tim Hardaway Jr. (Fr.)	28#	28#	28^	28^
Evan Smotrycz (Fr.)	28#	28#	24	0
Jon Horford (Fr.)	25	3	0	0
Colton Christian (Fr.)	23	3	0	0
Eso Akunne (So.)	21	1	0	0
Blake McLimans (R-Fr.)	20	1	0	0
Josh Bartelstein (So.)	15	0	0	0
Corey Person (Jr.)	11	0	0	0
Jordan Dumars (So.)	6	0	0	0
Darrick Ervin II (Jr.)	3	0	0	0

# has not missed a game in his career  
^ has not missed a start in his career

## LED MICHIGAN IN ... SCORING

	2007-08	2008-09	2009-10	2010-11	Career
Darius Morris (So.)	---	---	2	10	12
Stu Douglass (Jr.)	---	2	1	4	7
Tim Hardaway Jr. (Fr.)	---	---	---	7	7
Zack Novak (Jr.)	---	2	2	2	6
Jordan Morgan (R-Fr.)	---	---	RS	4	4
Evan Smotrycz (Fr.)	---	---	---	2	2

## LED MICHIGAN IN ... REBOUNDING

	2007-08	2008-09	2009-10	2010-11	Career
Zack Novak (Jr.)	---	3	4	13	20
Jordan Morgan (R-Fr.)	---	---	RS	9	9
Tim Hardaway Jr. (Fr.)	---	---	---	5	5
Darius Morris (So.)	---	---	0	4	4
Jon Horford (Fr.)	---	---	---	1	1
Evan Smotrycz (Fr.)	---	---	---	1	1

## LED MICHIGAN IN ... ASSISTS

	2007-08	2008-09	2009-10	2010-11	Career
Darius Morris (So.)	---	---	10	25	35
Stu Douglass (Jr.)	---	6	7	3	17
Zack Novak (Jr.)	---	1	2	1	4
Tim Hardaway Jr. (Fr.)	---	---	---	2	2

## LED MICHIGAN IN ... BLOCKS

	2007-08	2008-09	2009-10	2010-11	Career
Jordan Morgan (R-Fr.)	---	---	R	9	9
Jon Horford (Fr.)	---	---	---	7	7
Blake McLimans (R-Fr.)	---	---	RS	6	6
Stu Douglass (Jr.)	---	4	0	2	6
Zack Novak (Jr.)	---	0	5	1	6
Evan Smotrycz (Fr.)	---	---	---	5	5
Darius Morris (So.)	---	---	4	0	4
Tim Hardaway Jr. (Fr.)	---	---	---	3	3
Eso Akunne (So.)	---	---	1	0	1
Matt Vogrich (So.)	---	---	0	1	1

## LED MICHIGAN IN ... STEALS

	2007-08	2008-09	2009-10	2010-11	Career
Stu Douglass (Jr.)	---	7	6	5	18
Darius Morris (So.)	---	---	3	12	15
Zack Novak (Jr.)	---	5	7	3	15
Tim Hardaway Jr. (Fr.)	---	---	---	13	13
Jordan Morgan (R-Fr.)	---	---	RS	4	4
Evan Smotrycz (Fr.)	---	---	---	4	4
Matt Vogrich (So.)	---	---	1	3	4
Blake McLimans (R-Fr.)	---	---	RS	1	1
Eso Akunne (So.)	---	---	1	0	1

## STATISTICAL BREAKDOWN

### DOUBLE DIGIT SCORING

	2007-08	2008-09	2009-10	2010-11	Career
Zack Novak (Jr.)	---	8	7	14	29
Darius Morris (So.)	---	---	3	24	26
Stu Douglass (Jr.)	---	9	6	8	23
Tim Hardaway Jr. (Fr.)	---	---	---	20	20
Jordan Morgan (R-Fr.)	---	---	RS	12	12
Evan Smotrycz (Fr.)	---	---	---	7	7
Matt Vogrich (So.)	---	---	1	0	1

### 20+ POINT

	2007-08	2008-09	2009-10	2010-11	Career
Darius Morris (So.)	---	---	0	7	7
Tim Hardaway Jr. (Fr.)	---	---	---	4	4
Jordan Morgan (R-Fr.)	---	---	RS	3	3
Stu Douglass (Jr.)	---	1	1	0	2
Zack Novak (Jr.)	---	1	0	0	1

### 30+ POINT

	2007-08	2008-09	2009-10	2010-11	Career
Tim Hardaway Jr. (Fr.)	---	---	---	1	1

### 7+ REBOUND

	2007-08	2008-09	2009-10	2010-11	Career
Zack Novak (Jr.)	---	5	4	9	18
Jordan Morgan (R-Fr.)	---	---	RS	10	10
Tim Hardaway Jr. (Fr.)	---	---	---	5	5
Darius Morris (So.)	---	---	0	3	3
Evan Smotrycz (Fr.)	---	---	---	1	1
Stu Douglass	---	0	0	1	1

### 10+ REBOUND

	2007-08	2008-09	2009-10	2010-11	Career
Zack Novak (Jr.)	---	0	0	4	4
Jordan Morgan (R-Fr.)	---	---	RS	2	2
Stu Douglass (Jr.)	---	0	0	1	1
Darius Morris (So.)	---	---	0	1	1
Tim Hardaway Jr. (Fr.)	---	---	---	1	1

### 20+ REBOUND

	2007-08	2008-09	2009-10	2010-11	Career
none					

### 5+ ASSIST

	2007-08	2008-09	2009-10	2010-11	Career
Darius Morris (So.)	---	---	4	20	24
Stu Douglass (Jr.)	---	1	3	1	5
Zack Novak (Jr.)	---	0	2	1	3
Tim Hardaway Jr. (Fr.)	---	---	---	1	1

### 10+ ASSIST

	2007-08	2008-09	2009-10	2010-11	Career
Darius Morris (So.)	---	---	0	7	7

### 3+ STEAL

	2007-08	2008-09	2009-10	2010-11	Career
Stu Douglass (Jr.)	---	2	3	1	6
Darius Morris (So.)	---	---	1	3	4
Zack Novak (Jr.)	---	1	1	1	3
Jordan Morgan (R-Fr.)	---	---	RS	1	1
Tim Hardaway Jr. (Fr.)	---	---	---	1	1
Evan Smotrycz	---	---	---	1	1

### 5+ STEAL

	2007-08	2008-09	2009-10	2010-11	Career
Stu Douglass (Jr.)	---	0	1	0	1

### 3+ BLOCK

	2007-08	2008-09	2009-10	2010-11	Career
Jon Horford (Fr.)	---	---	---	1	1
Jordan Morgan (R-Fr.)	---	---	RS	1	1

### 5+ BLOCK

	2007-08	2008-09	2009-10	2010-11	Career
none					

## IN THE RANKINGS

<b>Michigan was ranked</b>	Nov. 23, 2009 poll: Michigan No. 15 (AP) and No. 15 (ESPN/USA Today)
<b>Michigan defeated a ranked opponent</b>	Jan. 27, 2011, at 25/-- Michigan State: U-M won 61-57 at the Breslin Center in East Lansing, Mich.
<b>Michigan lost to a ranked opponent</b>	Feb. 3, 2011, at 1/1 Ohio State: U-M lost 62-53 at Value City Arena in Columbus, Ohio
<b>Michigan defeated a ranked opponent at home</b>	Jan. 17, 2010, 15/15 UConn: U-M won 68-63 at Crisler Arena in Ann Arbor, Mich.
<b>Michigan defeated a ranked opponent on the road</b>	Jan. 27, 2011, at 25/-- Michigan State: U-M won 61-57 at the Breslin Center in East Lansing, Mich.
<b>Michigan faced the No. 1 ranked team</b>	Feb. 3, 2011, at 1/1 Ohio State: U-M lost 62-53 at Value City Arena in Columbus, Ohio
<b>Michigan defeated the No. 1 ranked team</b>	Dec. 14, 1997, 1/1 Duke: U-M won 81-73 at Crisler Arena in Ann Arbor, Mich

## OVERTIME / THE LAST SECOND

<b>Michigan played in overtime</b>	Feb. 19, 2011, at Iowa: Michigan won 75-72 (OT)
<b>Michigan won an overtime game</b>	Feb. 19, 2011, at Iowa: Michigan won 75-72 (OT)
<b>Michigan lost an overtime game</b>	Jan. 9, 2011, Kansas: Michigan lost 67-60 (OT)
<b>Michigan won on a buzzer beater</b>	Nov. 29, 2008, Savannah State: DeShawn Sims corner 20-footer, 0.8
<b>Opponent won on a buzzer beater</b>	March 12, 2010, vs. Ohio State: OSU's Evan Turner hit 37-footer, 0.2

## DOUBLE-FIGURE SCORING

<b>Michigan had two in double figures</b>	Feb. 19, 2011, at Iowa: Tim Hardaway Jr. (30), Darius Morris (20), Jordan Morgan (18)
<b>Michigan had three in double figures</b>	Feb. 19, 2011, at Iowa: Tim Hardaway Jr. (30), Darius Morris (20), Jordan Morgan (18)
<b>Michigan had four in double figures</b>	Feb. 12, 2011, Indiana: Tim Hardaway Jr. (26), Darius Morris (15), Stu Douglass (13), Zack Novak (10)
<b>Michigan had five in double figures</b>	Jan. 30, 2011, Iowa: T. Hardaway Jr. (19), J. Morgan (17), E. Smotrycz (14), Z. Novak (13), D. Morris (12)
<b>Michigan had six in double figures</b>	Jan. 26, 2002, Vermont: D. Ingerson (13), B. Robinson Jr. (12), L. Blanchard (12), C. Young (10), a. Queen (10), L. Jones (10)
<b>Michigan had two players with 20-plus points</b>	Feb. 19, 2011, at Iowa: Tim Hardaway Jr. (30) and Darius Morris (20)
<b>Michigan had three players with 20-plus points</b>	Dec. 11, 2002, Bowling Green: D. Horton (26), L. Blanchard (23) and B. Robinson Jr. (20)
<b>Michigan had two players with 30-plus points</b>	March 12, 1994, at Northwestern: J. Rose (33) and J. Howard (32)

## INDIVIDUAL SCORING

<b>U-M player had 20 or more points</b>	Feb. 19, 2011, at Iowa: Tim Hardaway Jr. (30) and Darius Morris (20)
<b>U-M player had 30 or more points</b>	Feb. 19, 2011, at Iowa: Tim Hardaway Jr. (30)
<b>U-M player had 40 or more points</b>	Jan. 9, 1988, Minnesota: Glen Rice (40)
<b>Opponent player had 20 or more points</b>	Feb. 6, 2011 at Penn State: Talor Battle (31)
<b>Opponent player had 30 or more points</b>	Feb. 6, 2011 at Penn State: Talor Battle (31)
<b>Opponent player had 40 or more points</b>	Dec. 30, 1993, Arizona: Khalid Reeves (40)

## INDIVIDUAL REBOUNDING

<b>U-M player had 10 or more rebounds</b>	Feb. 9, 2011, Northwestern: Tim Hardaway Jr. (10)
<b>U-M player had 15 or more rebounds</b>	Dec. 29, 2008, North Carolina Central: Manny Harris (16)
<b>U-M player had 20 or more rebounds</b>	Dec. 22, 2008, Florida Gulf Coast: DeShawn Sims (20)

## INDIVIDUAL ASSISTS

<b>U-M player had five-plus assists</b>	Feb. 19, 2011, at Iowa: Darius Morris (9)
<b>U-M player had 10-plus assists</b>	Jan. 30, 2011, Iowa: Darius Morris (11)

## INDIVIDUAL BLOCKS

<b>U-M player had five-plus blocks</b>	Feb. 23, 2008, Illinois: Ekpe Udoh (5)
<b>U-M player had 10-plus blocks</b>	Dec. 7, 1985, Florida Southern: Roy Tarpley (10)

## INDIVIDUAL STEALS

<b>U-M player had five-plus steals</b>	Feb. 11, 2010, at Minnesota: Stu Douglass (5)
<b>U-M player had 10-plus steals</b>	has yet to happen

## DOUBLE-DOUBLE

<b>U-M player had a double-double (point-rebound)</b>	Feb. 9, 2011, Northwestern: Tim Hardaway Jr. (17 points, 10 rebounds)
<b>U-M player had a double-double (point-assist)</b>	Jan. 30, 2011, Iowa: Darius Morris (12 points, 11 assists -- 10 rebounds)
<b>U-M player had a double-double (point-block)</b>	Dec. 7, 1985, Florida Southern: Roy Tarpley (19 points, 10 blocks)
<b>Michigan had two players with a double-double</b>	Dec. 6, 2010, Concordia: Darius Morris (19 points, 10 assists), Zack Novak (12 points, 14 rebounds)

## TRIPLE-DOUBLE

<b>U-M player had a triple-double (point-rebound-assist)</b>	Jan. 30, 2011, Iowa: Darius Morris (12 points, 10 rebounds, 11 assists)
	Nov. 14, 2009, Northern Michigan: Manny Harris (18 points, 13 rebounds, 10 assists)
	March 14, 1987 vs. North Carolina - NCAA (2nd), Gary Grant (24 points, 10 rebounds, 10 assists)



# THE LAST TIME

## TEAM SCORING

Michigan scored 80 or more points	Jan. 30, 2011, Iowa: Michigan 87 - U-M won 87-73
Michigan scored 90 or more points	Nov. 14, 2009, Northern Michigan: Michigan 97 - U-M won 97-50
Michigan scored 100 or more points	Dec. 12, 2007, Oakland: Michigan (103) - U-M won 103-87
Michigan scored fewer than 50 points	Jan. 5, 2011, at Wisconsin: Michigan (50) - U-M lost 66-50
Opponent scored 100 point or more points	Dec. 8, 2001, Duke: Duke (104) - Duke won 104-83
Opponent scored fewer than 50 points	Dec. 14, 2010, N.C. Central: N.C. Central (44) -- U-M won 64-44

## TEAM REBOUNDING

Michigan had more than 40 rebounds	Jan. 9, 2011, Kansas: Michigan (42)
Michigan had more than 50 rebounds	Nov. 25, 2008, Norfolk State: Michigan (53)
Michigan had fewer than 25 rebounds	Jan. 22, 2011, Minnesota: Michigan (13)
Opponent had more than 50 rebounds	Feb. 23, 2010, Illinois: Illinois (50)
Opponent had fewer than 25 rebounds	Jan. 15, 2011, at Indiana: Michigan (18)

## TEAM ASSISTS

Michigan had more than 15 assists	Feb. 16, 2011, at Illinois: Michigan (15)
Michigan had more than 20 assists	Jan. 30, 2011, Iowa: Michigan (22)
Michigan had fewer than 10 assists	Feb. 6, 2011 at Penn State: Michigan (10)

## TEAM BLOCKS

Michigan had more than five blocks	Feb. 9, 2011, Northwestern: Michigan (5)
Michigan had more than 10 blocks	Feb. 24, 2007, at Minnesota: Michigan (10)
Michigan had fewer than five blocks	Feb. 19, 2011, at Iowa: Michigan (1)

## TEAM STEALS

Michigan had more than five steals	Feb. 19, 2011, at Iowa: Michigan (9)
Michigan had more than 10 steals	March 7, 2010, at Michigan State: Michigan (13)
Michigan had fewer than five steals	Feb. 16, 2011, at Illinois: Michigan (5)

## TEAM FIELD GOALS

Michigan had more than 30 field goals made	Jan. 30, 2011, Iowa: Michigan (33)
Michigan had more than 40 field goals made	Feb. 22, 1998, Indiana: Michigan (42)
Michigan had fewer than 20 field goals made	Jan. 15, 2011, at Indiana: Michigan (20)
Michigan had more than 60 field goal attempts	Jan. 9, 2011, Kansas: Michigan (63)
Michigan had more than 70 field goal attempts	Dec. 6, 2010, Concordia (Mich.): Michigan (72)
Michigan had fewer than 40 field goal attempts	Feb. 6, 2010, Wisconsin: Michigan (39)
Michigan shot over 50 percent from the field	Feb. 13, 2011, Indiana: Michigan 53.5 percent (23-for-43)
Michigan shot over 60 percent from the field	March 2, 2010, Minnesota: Michigan 60.4 percent (32-for-53)
Michigan shot less than 30 percent from the field	Nov. 27, 2010, UTEP: Michigan 30.2 percent (16-for-53)

## TEAM 3-POINT FIELD GOALS

Michigan had more than 10 three-point field goals	Jan. 30, 2011, Iowa: Michigan (14)
Michigan had more than 15 three-point field goals	Dec. 23, 2010, Bryant: Michigan (16)
Michigan had fewer than five three-point field goals	Feb. 16, 2011, at Illinois: Michigan (2)
Michigan had more than 20 three-point field goal attempts	Feb. 19, 2011, at Iowa: Michigan (20)
Michigan had more than 30 three-point field goal attempts	Jan. 22, 2011, Minnesota: Michigan (35)
Michigan had fewer than 10 three-point field goals attempts	Dec. 15, 2007, Central Michigan: Michigan (8)
Michigan shot over 40 percent on three-pointers	Feb. 12, 2011, Indiana: Michigan 53.3 percent (8-for-15)
Michigan shot over 50 percent on three-pointers	Feb. 12, 2011, Indiana: Michigan 53.3 percent (8-for-15)
Michigan shot less than 20 percent on three-pointers	Feb. 16, 2011, at Illinois: Michigan 11.1 percent (2-for-18)

## TEAM FREE THROWS MADE

Michigan had more than 20 free throws made	Feb. 26, 2009, Purdue: Michigan (21)
Michigan had more than 30 free throws made	Feb. 14, 2001 vs. Iowa: Michigan (34)
Michigan had fewer than 10 free throws made	Feb. 16, 2011, at Illinois: Michigan (6)
Michigan had more than 20 free throw attempts	Feb. 19, 2011, at Iowa: Michigan (24)
Michigan had more than 30 free throw attempts	Feb. 12, 2011, Indiana: Michigan (37)
Michigan had fewer than 10 free throw attempts	Feb. 16, 2011, at Illinois: Michigan (10)
Michigan shot over 90 percent on free throws	Jan. 2, 2011, Penn State: Michigan 1.000 (14-for-14)
Michigan shot 100 percent on free throws	Jan. 5, 2011, at Wisconsin: Michigan 1.000 (8-for-8)
Michigan shot less than 50 percent on free throws	Feb. 3, at Ohio State: Michigan 25.0 percent (1-for-4)

## FOULS

Michigan had more than 15 fouls	Feb. 19, 2011, at Iowa: Michigan (22)
Michigan had more than 20 fouls	Feb. 19, 2011, at Iowa: Michigan (22)
Michigan had fewer than 10 fouls	Dec. 23, 2010, Bryant: Michigan (8)

## TURNOVERS

Michigan had more than 20 turnovers	Jan. 28, 2009, at Ohio State: Michigan (21)
Michigan had fewer than 10 turnovers	Jan. 22, 2011, Minnesota: Michigan (7)
Michigan had fewer than five turnovers	Feb. 16, 2011, at Illinois: Michigan (5)



# JOHN BEILEIN

- SEASONS AS HEAD COACH OF MICHIGAN..... **FOURTH SEASON**
  - RECORD AS HEAD COACH OF MICHIGAN..... **62-64**
- SEASONS AS COLLEGIATE HEAD COACH ..... **33RD SEASON**
  - RECORD AS HEAD COACH ..... **613-382**
  - RECORD AT FOUR-YEAR SCHOOLS..... **538-339**
  - RECORD AT DIVISION I SCHOOLS ..... **355-239**

## JOHN BEILEIN'S COACHING CAREER BREAKDOWN

School	Seasons	Games	Overall				Conference			
			Record	Home	Away	Neutral	Record	Home	Away	Neutral
Erie C.C.	4	118	75-43	n/a	n/a	n/a	---	---	---	---
Nazareth	1	26	20-6	9-1	10-4	1-1	---	---	---	---
LaMoynne	9	257	163-94	94-21	67-66	2-7	---	---	---	---
Canisius	5	151	89-62	46-16	32-36	11-10	44-26	25-10	19-16	0-0
Richmond	5	153	100-53	53-14	33-32	14-7	56-24	37-3	19-21	0-0
West Virginia	5	164	104-60	60-15	20-30	24-15	40-40	27-13	13-27	0-0
<b>Michigan</b>	<b>4</b>	<b>127</b>	<b>63-64</b>	<b>43-22</b>	<b>12-31</b>	<b>8-11</b>	<b>28-41</b>	<b>17-17</b>	<b>11-24</b>	<b>0-0</b>
<b>Totals</b>	<b>33</b>	<b>996</b>	<b>614-382</b>	<b>305-89</b>	<b>174-199</b>	<b>60-51</b>	<b>168-131</b>	<b>106-43</b>	<b>62-88</b>	<b>0-0</b>
<b>Win Pct.</b>	<b>61.65%</b>									

## IMPORTANT BEILEIN NOTABLES

### MILESTONES

**John Beilein** won his 600th career game as a head coach against Gardner-Webb (80-58) at Crisler Arena on Nov. 21, 2010. Currently Beilein has 614 wins in 33 years of coaching. With 996 games coached, Beilein is just four games away from reaching 1,000.

### ALWAYS THE HEAD MAN

In his 33 seasons in college basketball, **John Beilein** has only served as a head coach. He has seven stops during that time period, starting at Erie Community College (1979-82) and Nazareth (1983), before heading to LeMoyne (1984-92) for nine seasons. He left for Canisius (1993-97), and had stops in Richmond (1998-2002) and West Virginia (2003-07), before coming to Michigan.

### INSIDE THE NUMBERS

John Beilein has compiled winning records in 28 of 33 seasons -- including 15 of the past 19 -- and has made 11 postseason appearances in his 18 seasons at the helm of a college Division I basketball program. He has compiled 15 20-win campaigns.

### THE 20-WIN STANDARD

**John Beilein** is the only active coach in the collegiate ranks to record a 20-win season at four different levels: junior college, NAIA, NCAA Division II and NCAA Division I. In fact, Beilein has recorded a 20-win season in all seven coaching stops in his 33 seasons.

### ONE OF SEVEN

**John Beilein** has guided four different programs to the NCAA Tournament -- Canisius (1996), Richmond (1998), West Virginia (2005, 2006) and Michigan (2009). Beilein is one of seven coaches to take four different schools to the Big Dance. There has never been a coach to take more than four different schools to the NCAA Tournament. However, with Beilein's 1988 Division II NCAA Tournament appearance, he technically has taken five different teams to the NCAA postseason.

### THE LIST OF SEVEN INCLUDES:

- **John Beilein** (Canisius, Richmond, West Virginia, Michigan)
- **Lefty Driesell** (Davidson, Maryland, James Madison, Georgia State)
- **Jim Harrick** (Pepperdine, UCLA, Rhode Island, Georgia)
- **Lon Kruger** (Kansas State, Florida, Illinois, UNLV)
- **Rick Pitino** (Boston U., Providence, Kentucky, Louisville)
- **Tubby Smith** (Tulsa, Georgia, Kentucky, Minnesota)
- **Eddie Sutton** (Creighton, Arkansas, Kentucky, Oklahoma State)

## BEILEIN'S RECRUITING CLASSES

### 2008-09

- Ben Cronin (Syracuse, N.Y.)
- Stu Douglass (Carmel, Ind.)
- Zack Novak (Chesterton, Ind.)

### 2009-10

- Blake McLimans (Hamburg, N.Y.)
- Jordan Morgan (Detroit, Mich.)
- Darius Morris (Los Angeles, Calif.)
- Matt Vorgrich (Lake Forest, Ill.)

### 2010-11

- Colton Christian (Bellevue, Wash.)
- Tim Hardaway, Jr. (Miami, Fla.)
- Jon Horford (Grand Ledge, Mich.)
- Evan Smotrycz (Reading, Mass.)

### 2011-12

- Trey Burke (Columbus, Ohio)
- Carlton Brundidge (Southfield, Mich.)

## BEILEIN & THE POSTSEASON

**NCAA Tournament (5x -- 1996, '98, 2005, '06, '09)**

**Record: 7-5**

**NCAA Division II Tournament (1x -- 1988)**

**Record: 1-1**

**NIT (6x -- 1994, '95, 2001, '02, '04, '07)**

**Record: 14-6**

**1987-88 LeMoyne NCAA II (1-1)**

- L, 88-91 California (Pa.) First Round
- W, 89-81 Kutztown (Pa.) Consolation

**1993-94 Canisius NIT (0-1)**

- L, 79-103 at Villanova First Round

**1994-95 Canisius NIT (3-2)**

- W, 83-71 Seton Hall First Round
- W, 55-53 at Bradley Second Round
- W, 89-80 Washington State Quarterfinal
- L, 59-71 vs. Virginia Tech Semifinal
- L, 62-66 vs. Penn State Consolation

**1995-96 Canisius NCAA (0-1)**

- L, 43-72 vs. Utah First Round

**1997-98 Richmond NCAA (1-1)**

- W, 62-61 vs. South Carolina First Round
- L, 66-81 vs. Washington Second Round

**2000-01 Richmond NIT (1-1)**

- W, 79-56 West Virginia First Round
- L, 56-71 at Dayton Second Round

**2001-02 Richmond NIT (3-1)**

- W, 74-67 OT Wagner First Round
- W, 63-48 Montana State Second Round
- W, 67-66 at Minnesota Third Round
- L, 46-62 Syracuse Quarterfinal

**2003-04 West Virginia NIT (2-1)**

- W, 65-54 at Kent State Opening Round
- W, 79-72 Rhode Island First Round
- L, 64-67 at Rutgers Second Round

**2004-05 West Virginia NCAA (3-1)**

- W, 63-61 Creighton First Round
- W, 111-105 2OT Wake Forest
- Second Round
- W, 65-60 Texas Tech Sweet 16
- L, 85-93 OT Louisville Elite Eight

**2005-06 West Virginia NCAA (2-1)**

- W, 64-46 Southern Illinois First Round
- W, 67-54 Northwestern State Second Round
- L, 71-74 Texas Sweet 16

**2006-07 West Virginia NIT (5-0)**

- W, 74-50 Delaware State First Round
- W, 90-77 Massachusetts Second Round
- W, 71-66 N.C. State Quarterfinal
- W, 63-62 Mississippi State Semifinal
- W, 78-73 Clemson Championship

**2008-09 Michigan NCAA (1-1)**

- W, 62-59 Clemson First Round
- L, 63-73 Oklahoma Second Round



**BEILEIN'S CAREER YEAR-BY-YEAR**

School	Season	Total	Overall
Erie C.C.	1978-79	35	20-15
Erie C.C.	1979-80	25	17-8
Erie C.C.	1980-81	29	21-8
Erie C.C.	1981-82	29	17-12
<b>Totals</b>		<b>118</b>	<b>75-43</b>

School	Season	Total	Overall	Home	Away	Neutral
Nazareth	1982-83	26	20-6	9-1	10-4	1-1
<b>Totals</b>		<b>26</b>	<b>20-6</b>	<b>9-1</b>	<b>10-4</b>	<b>1-1</b>

School	Season	Total	Overall	Home	Away	Neutral
LeMoyne	1983-84	28	20-8	12-2	8-4	0-2
LeMoyne	1984-85	29	19-10	11-3	7-6	1-1
LeMoyne	1985-86	29	14-15	10-2	3-11	1-2
LeMoyne	1986-87	30	20-10	11-2	9-8	0-0
LeMoyne	1987-88	30	24-6	12-1	12-5	0-0
LeMoyne	1988-89	27	15-12	9-3	6-9	0-0
LeMoyne	1989-90	29	17-12	10-2	7-10	0-0
LeMoyne	1990-91	29	19-10	11-2	8-6	0-2
LeMoyne	1991-92	26	15-11	8-4	7-7	0-0
<b>Totals</b>		<b>257</b>	<b>163-94</b>	<b>94-21</b>	<b>67-66</b>	<b>2-7</b>

School	Season	Total	Overall	Home	Away	Neutral	League	Overall	Finish	Home	Away	Neutral	Postseason
Canisius	1992-93	28	10-18	6-5	3-11	1-2	MAAC	5-9	6th	3-4	2-5	0-0	-----
Canisius	1993-94	29	22-7	15-0	6-6	1-1	MAAC	12-2	1st	7-0	5-2	0-0	NIT First Round
Canisius	1994-95	35	21-14	8-4	11-6	2-4	MAAC	10-4	2nd	5-2	5-2	0-0	NIT Semifinal
Canisius	1995-96	30	19-11	8-3	7-6	4-2	MAAC	7-7	5th	4-3	3-4	0-0	NCAA First Round
Canisius	1996-97	29	17-12	9-4	5-7	3-1	MAAC	10-4	t-2nd	6-1	4-3	0-0	-----
<b>Totals</b>		<b>151</b>	<b>89-62</b>	<b>46-16</b>	<b>32-36</b>	<b>11-10</b>	<b>MAAC</b>	<b>44-26</b>		<b>25-10</b>	<b>19-16</b>	<b>0-0</b>	

School	Season	Total	Overall	Home	Away	Neutral	League	Overall	Finish	Home	Away	Neutral	Postseason
Richmond	1997-98	31	23-8	10-1	6-6	7-1	CAA	12-4	3rd	8-0	4-4	0-0	NCAA Second Round
Richmond	1998-99	27	15-12	11-1	3-10	1-1	CAA	10-6	3rd	8-0	2-6	0-0	-----
Richmond	1999-2000	30	18-12	7-5	8-6	3-1	CAA	11-5	3rd	7-1	4-4	0-0	-----
Richmond	2000-01	29	22-7	12-2	9-4	1-1	CAA	12-4	1st	7-1	5-3	0-0	NIT Second Round
Richmond	2001-02	36	22-14	13-5	7-6	2-3	Atlantic 10	11-5	2nd	7-1	4-4	0-0	NIT Quarterfinal
<b>Totals</b>		<b>153</b>	<b>100-53</b>	<b>53-14</b>	<b>33-32</b>	<b>14-7</b>	<b>CAA/A-10</b>	<b>56-24</b>		<b>37-3</b>	<b>19-21</b>	<b>0-0</b>	

School	Season	Total	Overall	Home	Away	Neutral	League	Overall	Finish	Home	Away	Neutral	Postseason
West Virginia	2002-03	29	14-15	9-5	2-8	3-2	Big East	5-11	6th - West	3-5	2-6	0-0	-----
West Virginia	2003-04	31	17-14	10-4	4-7	3-3	Big East	7-9	t-8th	5-3	2-6	0-0	NIT Second Round
West Virginia	2004-05	35	24-11	11-3	6-5	7-3	Big East	8-8	t-7th	5-3	3-5	0-0	NCAA Elite Eight
West Virginia	2005-06	33	22-11	13-2	5-4	4-5	Big East	11-5	3rd	7-1	4-4	0-0	NCAA Sweet 16
West Virginia	2006-07	36	27-9	17-1	3-6	7-2	Big East	9-7	t-7th	7-1	2-6	0-0	NIT Champions
<b>Totals</b>		<b>164</b>	<b>104-60</b>	<b>60-15</b>	<b>20-30</b>	<b>24-15</b>	<b>Big East</b>	<b>40-40</b>		<b>27-13</b>	<b>13-27</b>	<b>0-0</b>	

School	Season	Total	Overall	Home	Away	Neutral	League	Overall	Finish	Home	Away	Neutral	Postseason
Michigan	2007-08	32	10-22	6-9	2-10	2-3	Big Ten	5-13	9th	3-6	2-7	0-0	-----
Michigan	2008-09	35	21-14	14-3	3-8	4-3	Big Ten	9-9	t-7th	6-3	3-6	0-0	NCAA Second Round
Michigan	2009-10	32	15-17	10-6	3-8	2-3	Big Ten	7-11	t-7th	4-5	3-6	0-0	-----
Michigan	2010-11	28	17-11	13-4	4-5	0-2	Big Ten	7-8		4-3	3-5	0-0	
<b>Totals</b>		<b>127</b>	<b>63-64</b>	<b>43-22</b>	<b>12-31</b>	<b>8-11</b>		<b>28-41</b>		<b>17-17</b>	<b>11-24</b>	<b>0-0</b>	

**THE JOHN BEILEIN FILE**

- **Birthdate:** February 5, 1953
- **Hometown:** Burt, N.Y.
- **High School:** DeSales Catholic (Lockport, N.Y.)
- **College Undergrad:** Wheeling Jesuit, 1975 (B.A., History)
- **College Masters:** Niagara, 1981 (M.S., Education)
- **Family:** Married, wife Kathleen (32 years)
- **Children (4):** Seana, Patrick, Mark and Andrew
- **Pronunciation:** "Bee-Line"

**Coaching Career**


Years	School	Position
1979-82	Erie Community College	Head Coach
1982-83	Nazareth College	Head Coach
1984-92	LeMoyne College	Head Coach
1993-97	Canisius College	Head Coach
1998-2002	University of Richmond	Head Coach
2003-07	West Virginia University	Head Coach
2007-present	University of Michigan	Head Coach

**BEILEIN AT THE HELM OF U-M**

• **(THE 2009-10 SEASON):** In his third season at Michigan, John Beilein's Wolverines picked up two wins over top-15 teams (No. 15 Ohio State and No. 15 UConn) while falling victim to close losses in a 15-17 campaign. Michigan lost nine games by seven-or-fewer points as the Wolverines just could not seem to get that late game break. Senior DeShawn Sims and junior Manny Harris picked up All-Big Ten honors for the second consecutive season, with Sims earning second-team honors while Harris garnered third-team accolades. Harris declared for the NBA at the completion of the season, forgoing his senior year at Michigan.

• **(THE 2008-09 SEASON):** The second season of the John Beilein era at Michigan saw his Wolverines return to national prominence, ending a 12-year NCAA Tournament drought with a selection to the 2009 event. U-M closed recording the program's 22nd 20-win season in school history, ending with a 21-14 record, doubling the win total from a season prior. Michigan advanced to the second round of the NCAA Tournament after upsetting Clemson (62-59) in the first round. In addition to the postseason, U-M set single-season records for free throw percentage (75.7 percent), three-point field goals made (305) and attempts (912).

• **(THE 2007-08 SEASON):** In his first season with Michigan, John Beilein's young Wolverine team played one of the toughest schedules in the country, facing eight selections to the 2008 NCAA Tournament and 11 nationally ranked opponents. Beilein established a foundation for his U-M program, starting three freshmen and two sophomores throughout the season and, as the year came to a close, saw his Wolverines improve. Half of Michigan's 10 wins were over the final 10-game stretch (one in Big Ten Tournament action) as the Wolverines set a U-M season record with 731 three-point field goal attempts while posting the second-best season mark in U-M history with 228 long-range makes.



#

**M**  
**O**

# ZACK NOVAK

**CAPTAIN**

Junior • Guard • 6-4 • 210  
 Chesterton, Ind. • Chesterton H.S.  
 Stephen M. Ross School of Business • Business Major  
 Born May 17, 1990 in Hammond, Ind.

Pronunciation: "KNOW-vac"

### NOVAK'S CAREER STATISTICS

All-Games	G	S	Min	Avg	FG	FGA	FG%	3FG	3FGA	3FG%	FT	FTA	FT%	Off	Def	Reb	Avg	Foul	DQ	Ast	Avg	TO	Blk	Stl	Pts	Avg
2008-09	34	22	960	28.2	72	194	.371	52	151	.344	31	45	.689	33	87	120	3.5	77	0	48	0.7	30	1	17	227	6.7
2009-10	31	31	1028	33.2	79	211	.374	44	144	.306	26	38	.684	43	89	132	4.3	88	1	50	1.6	23	8	30	228	7.4
2010-11	28	28	971	34.7	74	189	.392	48	129	.372	54	64	.844	25	141	166	5.9	71	3	43	1.5	22	4	16	250	8.9
<b>Career</b>	<b>93</b>	<b>81</b>	<b>2959</b>	<b>31.8</b>	<b>225</b>	<b>594</b>	<b>.379</b>	<b>144</b>	<b>424</b>	<b>.340</b>	<b>111</b>	<b>147</b>	<b>.755</b>	<b>101</b>	<b>317</b>	<b>418</b>	<b>4.5</b>	<b>236</b>	<b>4</b>	<b>141</b>	<b>1.5</b>	<b>75</b>	<b>13</b>	<b>63</b>	<b>705</b>	<b>7.6</b>


Big Ten	G	S	Min	Avg	FG	FGA	FG%	3FG	3FGA	3FG%	FT	FTA	FT%	Off	Def	Reb	Avg	Foul	DQ	Ast	Avg	TO	Blk	Stl	Pts	Avg
2008-09	17	17	571	33.6	39	104	.375	31	89	.348	19	29	.655	22	53	75	4.4	40	0	22	1.3	14	1	6	128	7.5
2009-10	18	18	615	34.2	46	124	.371	32	90	.356	14	21	.667	23	52	75	4.2	53	1	30	1.7	14	3	12	138	7.7
2010-11	15	15	537	35.8	43	100	.430	31	71	.437	26	30	.867	10	55	65	4.3	42	2	25	1.7	10	1	12	143	9.5
<b>Career</b>	<b>50</b>	<b>50</b>	<b>1723</b>	<b>34.5</b>	<b>128</b>	<b>328</b>	<b>.390</b>	<b>94</b>	<b>250</b>	<b>.376</b>	<b>59</b>	<b>80</b>	<b>.738</b>	<b>55</b>	<b>160</b>	<b>215</b>	<b>4.3</b>	<b>135</b>	<b>3</b>	<b>77</b>	<b>1.5</b>	<b>38</b>	<b>5</b>	<b>30</b>	<b>409</b>	<b>8.2</b>

### NOVAK'S 2010-11 GAME-BY-GAME STATISTICS

OPPONENT	DATE	RESULT	G-S	FG	3FG	FT	O-D	REB	PF	PTS	A	TO	BLK	STL	MIN
<b>USC-UPSTATE</b>	11/13/2010	W, 66-35	1-1	2-5	1-3	2-2	2-6	8	2	7	3	0	1	1	31
<b>BOWLING GREEN</b>	11/18/2010	W, 69-50	1-1	2-7	2-5	0-0	1-7	8	1	6	2	0	2	1	31
<b>GARDNER-WEBB</b>	11/21/2010	W, 80-58	1-1	0-4	0-3	0-0	0-6	6	4	0	1	1	0	0	19
vs. 9/10 Syracuse	11/26/2010	L, 50-53	1-1	1-5	1-4	0-0	1-3	4	3	3	0	0	0	1	25
vs. UTEP	11/27/2010	L, 56-65	1-1	1-5	1-4	7-8	1-4	5	3	10	0	1	0	1	37
at Clemson	11/30/2010	W, 69-61	1-1	3-8	2-6	1-4	0-5	5	3	9	2	2	0	0	33
<b>HARVARD</b>	12/4/2010	W, 65-62	1-1	4-11	2-6	2-3	0-11	11	1	12	1	2	0	0	37
<b>CONCORDIA</b>	12/6/2010	W, 86-65	1-1	4-10	2-5	2-3	5-9	14	0	12	2	1	0	0	36
<b>UTAH</b>	12/10/2010	W, 75-64	1-1	3-7	1-4	4-4	1-8	9	3	11	0	0	0	0	34
<b>N.C. CENTRAL</b>	12/14/2010	W, 64-44	1-1	3-8	1-4	2-2	1-3	4	1	9	1	0	0	0	32
<b>OAKLAND</b>	12/18/2010	W, 69-51	1-1	3-7	1-4	6-6	0-12	12	2	13	4	3	0	0	38
<b>BRYANT</b>	12/23/2010	W, 87-71	1-1	1-3	1-3	0-0	0-4	4	1	3	2	0	0	0	37
<b>12/11 PURDUE*</b>	12/28/2010	L, 57-80	1-1	1-4	1-3	0-0	1-4	5	1	3	2	3	1	0	30
<b>PENN STATE*</b>	1/2/2011	W, 76-69	1-1	5-6	2-3	3-3	0-4	4	3	15	0	0	0	0	32
at Wisconsin*	1/5/2011	L, 50-66	1-1	5-8	5-7	0-0	0-5	5	1	15	1	1	0	0	37
<b>3/3 KANSAS</b>	1/9/2011	L, 60-67 ot	1-1	4-9	2-7	2-2	3-8	11	5	12	0	2	0	0	44
<b>2/2 OHIO STATE*</b>	1/12/2011	L, 64-68	1-1	5-7	4-5	2-3	0-2	2	5	16	0	0	0	2	37
at Indiana*	1/15/2011	L, 61-80	1-1	2-6	1-5	5-5	1-2	3	3	10	1	0	0	1	35
at Northwestern*	1/18/2011	L, 60-74	1-1	3-9	2-7	1-2	2-1	3	2	9	1	0	0	0	34
<b>15/19 MINNESOTA*</b>	1/22/2011	L, 64-69	1-1	4-9	3-7	0-0	2-1	3	3	11	2	0	0	1	37
at 25/- Michigan State*	1/27/2011	W, 61-57	1-1	6-9	6-8	1-1	0-6	6	3	19	2	1	0	1	37
<b>IOWA*</b>	1/30/2011	W, 87-73	1-1	3-9	3-7	4-4	0-1	1	3	13	3	1	0	0	38
at 1/1 Ohio State*	2/3/2011	L, 53-62	1-1	1-3	1-3	0-0	1-5	6	3	3	1	0	0	0	38
at Penn State*	2/6/2011	W, 65-62	1-1	1-3	1-2	0-0	0-6	6	4	3	1	1	0	1	39
<b>NORTHWESTERN*</b>	2/9/2011	W, 75-66	1-1	2-4	1-2	2-2	1-2	3	1	7	2	1	0	3	36
<b>INDIANA*</b>	2/12/2011	W, 73-69	1-1	2-6	1-3	5-6	0-7	7	2	10	6	1	0	1	37
at Illinois*	2/16/2011	L, 52-54	1-1	3-7	0-3	1-2	1-7	8	3	7	1	1	0	1	37
at Iowa*	2/19/2011	W, 75-72 ot	1-1	0-10	0-6	2-2	1-2	3	5	2	2	0	0	1	33
<b>12/12 WISCONSIN*</b>	2/23/2011														
at Minnesota*	2/26/2011														
<b>MICHIGAN STATE*</b>	3/5/2011														
vs. TBD (first round)	3/10/2011														
<b>vs. TBD (quarterfinal)</b>	3/11/2011														
vs. TBD (semifinal)	3/12/2011														
<b>vs. TBD (championship)</b>	3/13/2011														

### NOVAK'S SINGLE GAME HIGHS

<b>&gt;&gt; POINTS</b>	<b>Career:</b> 20, Wisconsin (12/31/08)
<b>2010-11:</b> 19, at Michigan State (1/27/11)	
<b>&gt;&gt; FIELD GOALS</b>	<b>Career:</b> 7, Wisconsin (12/31/08)
<b>2010-11:</b> 6, at Michigan State (1/27/11)	
<b>&gt;&gt; FIELD GOAL ATTEMPTS</b>	<b>Career:</b> 12, Coppin State (12/22/09)
<b>2010-11:</b> 11, Harvard (12/4/10)	
<b>&gt;&gt; 3-POINT FIELD GOALS</b>	<b>Career:</b> 6, (2x) - last: at MSU (1/27/11)
<b>2010-11:</b> 6, at Michigan State (1/27/11)	
<b>&gt;&gt; 3-POINT FIELD GOAL ATTEMPTS</b>	<b>Career:</b> 10, (3x) - last: Illinois (2/23/10)
<b>2010-11:</b> 8, at MSU (1/27/11)	
<b>&gt;&gt; FREE THROWS</b>	<b>Career:</b> 7, UTEP (11/27/10)
<b>2010-11:</b> 7, UTEP (11/27/10)	
<b>&gt;&gt; FREE THROW ATTEMPTS</b>	<b>Career:</b> 8, UTEP (11/27/10)
<b>2010-11:</b> 8, UTEP (11/27/10)	
<b>&gt;&gt; REBOUNDS</b>	<b>Career:</b> 14, Concordia (12/6/10)
<b>2010-11:</b> 14, Concordia (12/6/10)	
<b>&gt;&gt; ASSISTS</b>	<b>Career:</b> 6, (2x) - last: Indiana (2/12/11)
<b>2010-11:</b> 6, Indiana (2/12/11)	
<b>&gt;&gt; BLOCKS</b>	<b>Career:</b> 2, Bowling Green (11/18/10)
<b>2010-11:</b> 2, Bowling Green (11/18/10)	
<b>&gt;&gt; STEALS</b>	<b>Career:</b> 3, (4x) - last: NW (2/9/11)
<b>2010-11:</b> 3, Northwestern (2/9/11)	
<b>&gt;&gt; MINUTES</b>	<b>Career:</b> 44, Kansas (1/9/11)
<b>2010-11:</b> 44, Kansas (1/9/11)	



#

1

# MSTU DOUGLASS

**CAPTAIN**

Junior • Guard • 6-3 • 190  
 Carmel, Ind. • Carmel H.S.  
 College of Literature, Science and the Arts • Economics major  
 Born January 31, 1990 in Indianapolis, Ind.

Pronunciation: Common

### DOUGLASS' CAREER STATISTICS

All-Games	G	S	Min	Avg	FG	FGA	FG%	3FG	3FGA	3FG%	FT	FTA	FT%	Off	Def	Reb	Avg	Foul	DQ	Ast	Avg	TO	Blk	Stl	Pts	Avg
2008-09	35	23	794	22.7	71	193	.368	52	155	.335	19	28	.679	11	39	50	1.4	35	0	74	2.1	44	4	26	213	6.1
2009-10	32	23	1004	31.4	72	216	.333	52	158	.329	21	27	.778	7	63	70	2.2	43	0	79	2.5	35	0	35	217	6.8
2010-11	28	5	823	29.4	81	198	.409	45	120	.375	3	12	.250	14	71	85	3.0	47	0	45	1.6	35	6	18	210	7.5
<b>Career</b>	<b>95</b>	<b>51</b>	<b>2621</b>	<b>27.6</b>	<b>224</b>	<b>607</b>	<b>.369</b>	<b>149</b>	<b>433</b>	<b>.344</b>	<b>43</b>	<b>67</b>	<b>.642</b>	<b>32</b>	<b>173</b>	<b>205</b>	<b>2.2</b>	<b>125</b>	<b>0</b>	<b>198</b>	<b>2.1</b>	<b>114</b>	<b>10</b>	<b>79</b>	<b>640</b>	<b>6.7</b>


Big Ten	G	S	Min	Avg	FG	FGA	FG%	3FG	3FGA	3FG%	FT	FTA	FT%	Off	Def	Reb	Avg	Foul	DQ	Ast	Avg	TO	Blk	Stl	Pts	Avg
2008-09	18	7	404	22.4	31	96	.323	24	80	.300	9	14	.643	4	16	20	1.1	15	0	36	2.0	19	0	16	95	5.3
2009-10	18	18	608	33.8	39	118	.331	26	81	.321	9	12	.750	5	36	41	2.3	27	0	40	2.2	26	0	22	113	6.3
2010-11	15	5	485	32.3	42	107	.393	23	64	.359	2	6	.333	6	35	41	2.7	30	0	30	2.0	16	5	13	109	7.3
<b>Career</b>	<b>51</b>	<b>30</b>	<b>1497</b>	<b>29.4</b>	<b>112</b>	<b>321</b>	<b>.349</b>	<b>73</b>	<b>225</b>	<b>.324</b>	<b>20</b>	<b>32</b>	<b>.625</b>	<b>15</b>	<b>87</b>	<b>102</b>	<b>2.0</b>	<b>72</b>	<b>0</b>	<b>106</b>	<b>2.1</b>	<b>61</b>	<b>5</b>	<b>51</b>	<b>317</b>	<b>6.2</b>

### DOUGLASS' 2010-11 GAME-BY-GAME STATISTICS

OPPONENT	DATE	RESULT	G-S	FG	3FG	FT	O-D	REB	PF	PTS	A	TO	BLK	STL	MIN
USC-UPSTATE	11/13/2010	W, 66-35	1-0	3-5	2-4	0-1	1-1	2	1	8	2	1	0	0	15
BOWLING GREEN	11/18/2010	W, 69-50	1-0	2-4	1-2	0-0	0-1	1	1	5	3	0	0	0	18
GARDNER-WEBB	11/21/2010	W, 80-58	1-0	4-8	2-5	0-0	2-2	4	0	10	0	1	0	1	24
vs. 9/10 Syracuse	11/26/2010	L, 50-53	1-0	4-7	3-6	0-0	0-2	2	1	11	1	1	0	0	24
vs. UTEP	11/27/2010	L, 56-65	1-0	2-8	2-7	0-0	0-4	4	2	6	0	3	0	0	37
at Clemson	11/30/2010	W, 69-61	1-0	1-4	0-0	0-2	0-2	2	3	2	1	3	0	1	22
HARVARD	12/4/2010	W, 65-62	1-0	7-10	5-7	0-0	2-2	4	1	19	2	2	0	0	33
CONCORDIA	12/6/2010	W, 86-65	1-0	5-9	3-4	0-1	1-3	4	2	13	0	1	0	1	30
UTAH	12/10/2010	W, 75-64	1-0	2-8	0-4	0-0	0-4	4	3	4	1	0	1	0	21
N.C. CENTRAL	12/14/2010	W, 64-44	1-0	2-9	2-7	0-0	0-4	4	0	6	2	1	0	0	24
OAKLAND	12/18/2010	W, 69-51	1-0	3-4	1-1	0-0	0-3	3	2	7	1	1	0	0	28
BRYANT	12/23/2010	W, 87-71	1-0	2-6	1-4	1-2	0-0	0	0	6	1	1	0	1	25
12/11 PURDUE*	12/28/2010	L, 57-80	1-1	6-10	3-6	0-0	1-1	2	2	15	1	2	2	0	37
PENN STATE*	1/2/2011	W, 76-69	1-0	2-5	2-3	0-0	0-0	0	1	6	3	0	0	0	30
at Wisconsin*	1/5/2011	L, 50-66	1-0	1-7	0-4	0-0	1-0	1	3	2	3	1	0	1	34
3/3 KANSAS	1/9/2011	L, 60-67 ot	1-0	2-9	0-5	0-0	2-8	10	1	4	1	4	0	1	37
2/2 OHIO STATE*	1/12/2011	L, 64-68	1-0	1-2	0-1	0-0	0-1	1	0	2	2	1	0	0	30
at Indiana*	1/15/2011	L, 61-80	1-0	1-7	1-4	0-0	0-2	2	4	3	0	0	0	2	28
at Northwestern*	1/18/2011	L, 60-74	1-0	7-9	3-5	0-0	1-0	1	0	17	0	0	0	0	31
15/19 MINNESOTA*	1/22/2011	L, 64-69	1-0	2-6	2-6	0-0	0-2	2	3	6	6	0	1	1	30
at 25/- Michigan State*	1/27/2011	W, 61-57	1-0	3-7	1-4	0-0	0-4	4	1	7	2	2	0	1	28
IOWA*	1/30/2011	W, 87-73	1-0	1-4	0-3	0-0	0-5	5	1	2	3	2	0	0	28
at 1/1 Ohio State*	2/3/2011	L, 53-62	1-0	3-12	1-4	1-2	1-2	3	3	8	2	2	0	1	29
at Penn State*	2/6/2011	W, 65-62	1-0	5-9	4-5	0-0	0-4	4	1	14	3	1	0	0	31
NORTHWESTERN*	2/9/2011	W, 75-66	1-1	2-4	1-2	1-2	0-6	6	4	6	3	3	2	1	37
INDIANA*	2/12/2011	W, 73-69	1-1	5-9	3-5	0-2	0-2	2	4	13	1	0	0	2	34
at Illinois*	2/16/2011	L, 52-54	1-1	2-11	1-8	0-0	1-3	4	0	5	0	0	0	1	36
at Iowa*	2/19/2011	W, 75-72	1-1	1-5	1-4	0-0	1-3	4	3	3	1	2	0	3	42
12/12 WISCONSIN*	2/23/2011														
at Minnesota*	2/26/2011														
MICHIGAN STATE*	3/5/2011														
vs. TBD (first round)	3/10/2011														
vs. TBD (quarterfinal)	3/11/2011														
vs. TBD (semifinal)	3/12/2011														
vs. TBD (championship)	3/13/2011														

### DOUGLASS' SINGLE GAME HIGHS

<b>&gt;&gt; POINTS</b>	<b>Career:</b> 20, (2x) - last: Coppin St. (12/22/09)
<b>2010-11:</b> 19, Harvard (12/4/10)	
<b>&gt;&gt; FIELD GOALS</b>	<b>Career:</b> 7, (3x) - last: Harvard (12/4/10)
<b>2010-11:</b> 7, (2x) - last: at NW (1/18/11)	
<b>&gt;&gt; FIELD GOAL ATTEMPTS</b>	<b>Career:</b> 13, Coppin State (12/22/09)
<b>2010-11:</b> 12, at Ohio State (2/3/11)	
<b>&gt;&gt; 3-POINT FIELD GOALS</b>	<b>Career:</b> 6, (2x) - last: Coppin St. (12/22/09)
<b>2010-11:</b> 5, Harvard (12/4/10)	
<b>&gt;&gt; 3-POINT FIELD GOAL ATTEMPTS</b>	<b>Career:</b> 10, (2x) - last: UConn (1/17/10)
<b>2010-11:</b> 8, at Illinois (2/16/11)	
<b>&gt;&gt; FREE THROWS</b>	<b>Career:</b> 5, vs. Clemson (3/19/09)
<b>2010-11:</b> 1, Bryant (12/23/10)	
<b>&gt;&gt; FREE THROW ATTEMPTS</b>	<b>Career:</b> 6, vs. Clemson (3/19/09)
<b>2010-11:</b> 2, (2x) - last: Bryant (12/23/10)	
<b>&gt;&gt; REBOUNDS</b>	<b>Career:</b> 10, Kansas (1/9/11)
<b>2010-11:</b> 10, Kansas (1/9/11)	
<b>&gt;&gt; ASSISTS</b>	<b>Career:</b> 7, Houston Baptist (11/20/09)
<b>2010-11:</b> 6, Minnesota (1/22/11)	
<b>&gt;&gt; BLOCKS</b>	<b>Career:</b> 2, (2x) - last: NW (2/9/11)
<b>2010-11:</b> 2, (2x) - last: NW (2/9/11)	
<b>&gt;&gt; STEALS</b>	<b>Career:</b> 5, at Minnesota (2/11/10)
<b>2010-11:</b> 3, at Iowa (2/19/11)	
<b>&gt;&gt; MINUTES</b>	<b>Career:</b> 42, (2x) last: at Iowa (2/19/11)
<b>2010-11:</b> 42, at Iowa (2/19/11)	



#

**M**  
**2**

# JORDAN DUMARS

Sohomore • Forward • 6-5 • 220  
 Detroit, Mich. • Detroit Country Day  
 College of Literature, Science and the Arts • Undecided major  
 Born February 25, 1991 in Pontiac, Mich.

Pronunciation: "DO-mars"

### DUMARS' CAREER STATISTICS

All-Games	G	S	Min	Avg	FG	FGA	FG%	3FG	3FGA	3FG%	FT	FTA	FT%	Off	Def	Reb	Avg	Foul	DQ	Ast	Avg	TO	Blk	Stl	Pts	Avg
2009-10	6	0	27	4.5	2	8	.250	2	8	.250	0	0	.000	0	0	0	0.0	5	0	0	0.0	0	0	0	6	1.0
2010-11	0	0	0	0.0	0	0	.000	0	0	.000	0	0	.000	0	0	0	0.0	0	0	0	0.0	0	0	0	0	0.0
<b>Career</b>	<b>6</b>	<b>0</b>	<b>27</b>	<b>4.5</b>	<b>2</b>	<b>8</b>	<b>.250</b>	<b>2</b>	<b>8</b>	<b>.250</b>	<b>0</b>	<b>0</b>	<b>.000</b>	<b>0</b>	<b>0</b>	<b>0</b>	<b>0.0</b>	<b>5</b>	<b>0</b>	<b>0</b>	<b>0.0</b>	<b>0</b>	<b>0</b>	<b>0</b>	<b>6</b>	<b>1.0</b>

Big Ten	G	S	Min	Avg	FG	FGA	FG%	3FG	3FGA	3FG%	FT	FTA	FT%	Off	Def	Reb	Avg	Foul	DQ	Ast	Avg	TO	Blk	Stl	Pts	Avg
2009-10	0	0	0	0.0	0	0	.000	0	0	.000	0	0	.000	0	0	0	0.0	0	0	0	0.0	0	0	0	0	0.0
2010-11	0	0	0	0.0	0	0	.000	0	0	.000	0	0	.000	0	0	0	0.0	0	0	0	0.0	0	0	0	0	0.0
<b>Career</b>	<b>0</b>	<b>0</b>	<b>0</b>	<b>0.0</b>	<b>0</b>	<b>0</b>	<b>.000</b>	<b>0</b>	<b>0</b>	<b>.000</b>	<b>0</b>	<b>0</b>	<b>.000</b>	<b>0</b>	<b>0</b>	<b>0</b>	<b>0.0</b>	<b>0</b>	<b>0</b>	<b>0</b>	<b>0.0</b>	<b>0</b>	<b>0</b>	<b>0</b>	<b>0.0</b>	

### DUMARS' 2010-11 GAME-BY-GAME STATISTICS

OPPONENT	DATE	RESULT	G-S	FG	3FG	FT	O-D	REB	PF	PTS	A	TO	BLK	STL	MIN
USC-UPSTATE	11/13/2010	W, 66-35	-	DNP#											
BOWLING GREEN	11/18/2010	W, 69-50	-	DNP#											
GARDNER-WEBB	11/21/2010	W, 80-58	-	DNP#											
vs. 9/10 Syracuse	11/26/2010	L, 50-53	-	DNP#											
vs. UTEP	11/27/2010	L, 56-65	-	DNP#											
at Clemson	11/30/2010	W, 69-61	-	DNP#											
HARVARD	12/4/2010	W, 65-62	-	DNP#											
CONCORDIA	12/6/2010	W, 86-65	-	DNP#											
UTAH	12/10/2010	W, 75-64	-	DNP#											
N.C. CENTRAL	12/14/2010	W, 64-44	-	DNP#											
OAKLAND	12/18/2010	W, 69-51	-	DNP#											
BRYANT	12/23/2010	W, 87-71	-	DNP#											
12/11 PURDUE*	12/28/2010	L, 57-80	-	DNP^											
PENN STATE*	1/2/2011	W, 76-69	-	DNP^											
at Wisconsin*	1/5/2011	L, 50-66	-	DNP^											
3/3 KANSAS	1/9/2011	L, 60-67 ot	-	DNP^											
2/2 OHIO STATE*	1/12/2011	L, 64-68	-	DNP^											
at Indiana*	1/15/2011	L, 61-80	-	DNP^											
at Northwestern*	1/18/2011	L, 60-74	-	DNP^											
15/19 MINNESOTA*	1/22/2011	L, 64-69	-	DNP^											
at 25/- Michigan State*	1/27/2011	W, 61-57	-	DNP^											
IOWA*	1/30/2011	W, 87-73	-	DNP^											
at 1/1 Ohio State*	2/3/2011	L, 53-62	-	DNP^											
at Penn State*	2/6/2011	W, 65-62	-	DNP^											
NORTHWESTERN*	2/9/2011	W, 75-66	-	DNP^											
INDIANA*	2/12/2011	W, 73-69	-	DNP^											
at Illinois*	2/16/2011	L, 52-54	-	DNP^											
at Iowa*	2/19/2011	W, 75-72 ot	-	DNP^											
12/12 WISCONSIN*	2/23/2011			DNP^											
at Minnesota*	2/26/2011			DNP^											
MICHIGAN STATE*	3/5/2011			DNP^											
vs. TBD (first round)	3/10/2011			DNP^											
vs. TBD (quarterfinal)	3/11/2011			DNP^											
vs. TBD (semifinal)	3/12/2011			DNP^											
vs. TBD (championship)	3/13/2011			DNP^											

# - sat out first semester due to NCAA transfer (USF) / ^ injured

### DUMARS' SINGLE GAME HIGHS

#### >> POINTS

Career: 6, Kent State (11/25/09)  
 2010-11: none to date

#### >> FIELD GOALS

Career: 2, Kent State (11/25/09)  
 2010-11: none to date

#### >> FIELD GOAL ATTEMPTS

Career: 4, Kent State (11/25/09)  
 2010-11: none to date

#### >> 3-POINT FIELD GOALS

Career: 2, Kent State (11/25/09)  
 2010-11: none to date

#### >> 3-POINT FIELD GOAL ATTEMPTS

Career: 4, Kent State (11/25/09)  
 2010-11: none to date

#### >> FREE THROWS

Career: none to date  
 2010-11: none to date

#### >> FREE THROW ATTEMPTS

Career: none to date  
 2010-11: none to date

#### >> REBOUNDS

Career: none to date  
 2010-11: none to date

#### >> ASSISTS

Career: none to date  
 2010-11: none to date

#### >> BLOCKS


Career: none to date  
 2010-11: none to date

#### >> STEALS

Career: none to date  
 2010-11: none to date

#### >> MINUTES

Career: 13, Kent State (11/25/09)  
 2010-11: none to date



#

**M**  
**4**

# DARIUS MORRIS

Sophomore • Guard • 6-4 • 190  
 Los Angeles, Calif. • Windward H.S.  
 College of Literature, Science and the Arts • Undecided major  
 Born January 3, 1991 in Los Angeles, Calif.

Pronunciation: Common  
 Nickname: "D-Mo"

### MORRIS' CAREER STATISTICS

All-Games	G	S	Min	Avg	FG	FGA	FG%	3FG	3FGA	3FG%	FT	FTA	FT%	Off	Def	Reb	Avg	Foul	DQ	Ast	Avg	TO	Blk	Stl	Pts	Avg
2009-10	32	19	777	24.3	52	128	.406	7	39	.179	29	46	.630	14	44	58	1.8	61	0	84	2.6	51	5	20	140	4.4
2010-11	28	27	980	35.0	162	324	.500	15	56	.268	92	131	.702	23	90	113	4.0	56	0	193	6.9	85	0	31	431	15.4
<b>Career</b>	<b>60</b>	<b>46</b>	<b>1757</b>	<b>29.3</b>	<b>214</b>	<b>452</b>	<b>.473</b>	<b>22</b>	<b>95</b>	<b>.232</b>	<b>121</b>	<b>177</b>	<b>.684</b>	<b>37</b>	<b>134</b>	<b>171</b>	<b>2.9</b>	<b>117</b>	<b>0</b>	<b>277</b>	<b>4.6</b>	<b>136</b>	<b>5</b>	<b>51</b>	<b>571</b>	<b>9.5</b>


Big Ten	G	S	Min	Avg	FG	FGA	FG%	3FG	3FGA	3FG%	FT	FTA	FT%	Off	Def	Reb	Avg	Foul	DQ	Ast	Avg	TO	Blk	Stl	Pts	Avg
2009-10	18	8	468	26.0	31	75	.413	4	22	.182	20	32	.625	9	23	32	1.8	36	0	52	2.9	27	4	12	86	4.8
2010-11	15	14	526	35.1	84	175	.480	5	25	.200	52	77	.675	17	48	65	4.3	38	0	96	6.4	51	0	10	225	15.0
<b>Career</b>	<b>33</b>	<b>22</b>	<b>994</b>	<b>30.1</b>	<b>115</b>	<b>250</b>	<b>.460</b>	<b>9</b>	<b>47</b>	<b>.191</b>	<b>72</b>	<b>109</b>	<b>.661</b>	<b>26</b>	<b>71</b>	<b>97</b>	<b>2.9</b>	<b>74</b>	<b>0</b>	<b>148</b>	<b>4.5</b>	<b>78</b>	<b>4</b>	<b>22</b>	<b>311</b>	<b>9.4</b>

### MORRIS' 2010-11 GAME-BY-GAME STATISTICS

OPPONENT	DATE	RESULT	G-S	FG	3FG	FT	O-D	REB	PF	PTS	A	TO	BLK	STL	MIN
USC-UPSTATE	11/13/2010	W, 66-35	1-1	7-10	0-0	3-5	1-2	3	1	17	4	3	0	2	31
BOWLING GREEN	11/18/2010	W, 69-50	1-1	2-6	0-0	2-2	0-3	3	1	6	11	3	0	0	33
GARDNER-WEBB	11/21/2010	W, 80-58	1-1	8-10	2-2	3-3	0-2	2	0	21	10	1	0	1	30
vs. 9/10 Syracuse	11/26/2010	L, 50-53	1-1	3-10	0-4	0-0	0-3	3	3	6	6	4	0	1	34
vs. UTEP	11/27/2010	L, 56-65	1-1	8-11	1-2	3-5	0-7	7	2	20	4	3	0	3	35
at Clemson	11/30/2010	W, 69-61	1-1	3-9	0-2	7-8	1-6	7	2	13	8	4	0	4	39
HARVARD	12/4/2010	W, 65-62	1-1	6-10	0-2	1-2	1-4	5	1	13	5	4	0	1	37
CONCORDIA	12/6/2010	W, 86-65	1-1	8-15	1-3	2-3	0-2	2	0	19	12	2	0	2	36
UTAH	12/10/2010	W, 75-64	1-1	7-13	1-2	4-6	1-2	3	0	19	10	1	0	4	38
N.C. CENTRAL	12/14/2010	W, 64-44	1-1	6-11	0-1	0-0	0-1	1	3	12	3	1	0	1	29
OAKLAND	12/18/2010	W, 69-51	1-1	7-14	1-3	3-5	0-2	2	3	18	5	4	0	0	34
BRYANT	12/23/2010	W, 87-71	1-1	7-16	4-6	8-10	1-5	6	0	26	12	0	0	1	35
12/11 PURDUE*	12/28/2010	L, 57-80	1-0	3-14	1-5	2-4	0-4	4	3	9	6	1	0	0	32
PENN STATE*	1/2/2011	W, 76-69	1-1	6-10	1-3	7-7	0-1	1	4	20	10	4	0	0	38
at Wisconsin*	1/5/2011	L, 50-66	1-1	3-6	0-1	2-2	0-2	2	4	8	3	4	0	0	21
3/3 KANSAS	1/9/2011	L, 60-67 ot	1-1	6-14	0-4	4-5	1-3	4	2	16	7	4	0	1	43
2/2 OHIO STATE*	1/12/2011	L, 64-68	1-1	8-15	0-3	2-2	2-3	5	2	18	8	5	0	0	39
at Indiana*	1/15/2011	L, 61-80	1-1	7-16	0-2	8-12	1-2	3	1	22	7	2	0	1	39
at Northwestern*	1/18/2011	L, 60-74	1-1	6-13	0-1	4-6	2-2	4	4	16	4	3	0	0	24
15/19 MINNESOTA*	1/22/2011	L, 64-69	1-1	4-6	1-2	2-2	0-0	0	1	11	4	4	0	0	29
at 25/- Michigan State*	1/27/2011	W, 61-57	1-1	7-10	2-2	1-3	2-2	4	3	17	8	4	0	2	40
IOWA*	1/30/2011	W, 87-73	1-1	5-9	0-1	2-3	1-9	10	3	12	11	3	0	2	38
at 1/1 Ohio State*	2/3/2011	L, 53-62	1-1	6-13	0-1	0-2	1-3	4	3	12	4	6	0	2	39
at Penn State*	2/6/2011	W, 65-62	1-1	9-17	0-2	5-6	2-2	4	3	23	3	1	0	0	37
NORTHWESTERN*	2/9/2011	W, 75-66	1-1	4-14	0-1	3-4	4-3	7	1	11	7	5	0	1	39
INDIANA*	2/12/2011	W, 73-69	1-1	4-8	0-1	7-13	0-6	6	3	15	5	5	0	0	38
at Illinois*	2/16/2011	L, 52-54	1-1	4-12	0-0	3-5	1-5	6	0	11	7	1	0	0	33
at Iowa*	2/19/2011	W, 75-72 ot	1-1	8-12	0-0	4-6	1-4	5	3	20	9	3	0	2	40-
12/12 WISCONSIN*	2/23/2011														
at Minnesota*	2/26/2011														
MICHIGAN STATE*	3/5/2011														
vs. TBD (first round)	3/10/2011														
vs. TBD (quarterfinal)	3/11/2011														
vs. TBD (semifinal)	3/12/2011														
vs. TBD (championship)	3/13/2011														

### MORRIS' SINGLE GAME HIGHS

<b>&gt;&gt; POINTS</b>
Career: 26, Bryant (12/23/10)
2010-11: 26, Bryant (12/23/10)
<b>&gt;&gt; FIELD GOALS</b>
Career: 9, at Penn state (2/6/11)
2010-11: 9, at Penn state (2/6/11)
<b>&gt;&gt; FIELD GOAL ATTEMPTS</b>
Career: 17, at Penn State (2/6/11)
2010-11: 17, at Penn State (2/6/11)
<b>&gt;&gt; 3-POINT FIELD GOALS</b>
Career: 4, Bryant (12/23/10)
2010-11: 4, Bryant (12/23/10)
<b>&gt;&gt; 3-POINT FIELD GOAL ATTEMPTS</b>
Career: 6, Bryant (12/23/10)
2010-11: 6, Bryant (12/23/10)
<b>&gt;&gt; FREE THROWS</b>
Career: 8, (2x) - last: at Indiana (1/15/11)
2010-11: 8, (2x) - last: at Indiana (1/15/11)
<b>&gt;&gt; FREE THROW ATTEMPTS</b>
Career: 13, Indiana (2/12/11)
2010-11: 13, Indiana (2/12/11)
<b>&gt;&gt; REBOUNDS</b>
Career: 10, Iowa (1/30/11)
2010-11: 10, Iowa (1/30/11)
<b>&gt;&gt; ASSISTS</b>
Career: 12, (2x) - last: Bryant (12/23/10)
2010-11: 12, (2x) - last: Bryant (12/23/10)
<b>&gt;&gt; BLOCKS</b>
Career: 2, at Indiana (12/31/09)
2010-11: none to date
<b>&gt;&gt; STEALS</b>
Career: 4, (2x) - last: Utah (12/10/10)
2010-11: 4, (2x) - last: Utah (12/10/10)
<b>&gt;&gt; MINUTES</b>
Career: 43, Kansas (1/9/11)
2010-11: 43, Kansas (1/9/11)



#

5 M

# MESÓ AKUNNE

Sophomore • Guard • 6-3 • 220  
 Ann Arbor, Mich. • Gabriel Richard H.S.  
 College of Literature, Science and the Arts • Undecided major  
 Born May 24, 1991 in Silver Spring, Md.

Pronunciation: "S-oh" / "AH-koo-NAY"

## AKUNNE'S CAREER STATISTICS

All-Games	G	S	Min	Avg	FG	FGA	FG%	3FG	3FGA	3FG%	FT	FTA	FT%	Off	Def	Reb	Avg	Foul	DQ	Ast	Avg	TO	Blk	Stl	Pts	Avg
2009-10	7	0	38	5.4	2	3	.667	0	0	.000	1	1	1.000	0	6	6	0.9	4	0	1	0.1	2	1	1	5	0.7
2010-11	14	0	35	2.5	3	6	.500	1	2	.500	0	1	.000	0	5	5	0.4	2	0	4	0.3	1	0	0	7	0.5
<b>Career</b>	<b>21</b>	<b>0</b>	<b>73</b>	<b>3.5</b>	<b>5</b>	<b>9</b>	<b>.556</b>	<b>1</b>	<b>2</b>	<b>.500</b>	<b>1</b>	<b>2</b>	<b>.500</b>	<b>0</b>	<b>11</b>	<b>11</b>	<b>0.5</b>	<b>6</b>	<b>0</b>	<b>5</b>	<b>0.2</b>	<b>3</b>	<b>1</b>	<b>1</b>	<b>12</b>	<b>0.6</b>

Big Ten	G	S	Min	Avg	FG	FGA	FG%	3FG	3FGA	3FG%	FT	FTA	FT%	Off	Def	Reb	Avg	Foul	DQ	Ast	Avg	TO	Blk	Stl	Pts	Avg
2009-10	0	0	0	0.0	0	0	.000	0	0	.000	0	0	.000	0	0	0	0.0	0	0	0	0.0	0	0	0	0	0.0
2010-11	6	0	9	1.5	1	2	.500	0	0	.000	0	0	.000	0	0	1	0.2	1	0	1	0.2	0	0	0	2	0.3
<b>Career</b>	<b>6</b>	<b>0</b>	<b>9</b>	<b>1.5</b>	<b>1</b>	<b>2</b>	<b>.500</b>	<b>0</b>	<b>0</b>	<b>.000</b>	<b>0</b>	<b>0</b>	<b>.000</b>	<b>0</b>	<b>0</b>	<b>1</b>	<b>0.2</b>	<b>1</b>	<b>0</b>	<b>1</b>	<b>0.2</b>	<b>0</b>	<b>0</b>	<b>0</b>	<b>2</b>	<b>0.3</b>

## AKUNNE'S 2010-11 GAME-BY-GAME STATISTICS

OPPONENT	DATE	RESULT	G-S	FG	3FG	FT	O-D	REB	PF	PTS	A	TO	BLK	STL	MIN
<b>USC-UPSTATE</b>	<b>11/13/2010</b>	<b>W, 66-35</b>	<b>1-0</b>	<b>0-1</b>	<b>0-0</b>	<b>0-0</b>	<b>0-1</b>	<b>1</b>	<b>0</b>	<b>0</b>	<b>1</b>	<b>1</b>	<b>0</b>	<b>0</b>	<b>4</b>
<b>BOWLING GREEN</b>	<b>11/18/2010</b>	<b>W, 69-50</b>	<b>1-0</b>	<b>1-1</b>	<b>0-0</b>	<b>0-0</b>	<b>0-0</b>	<b>0</b>	<b>0</b>	<b>2</b>	<b>0</b>	<b>0</b>	<b>0</b>	<b>0</b>	<b>2</b>
<b>GARDNER-WEBB</b>	<b>11/21/2010</b>	<b>W, 80-58</b>	<b>1-0</b>	<b>1-1</b>	<b>1-1</b>	<b>0-0</b>	<b>0-1</b>	<b>1</b>	<b>0</b>	<b>3</b>	<b>1</b>	<b>0</b>	<b>0</b>	<b>0</b>	<b>5</b>
vs. 9/10 Syracuse	11/26/2010	L, 50-53	-	DNP											
vs. UTEP	11/27/2010	L, 56-65	1-0	0-0	0-0	0-0	0-0	0	0	0	0	0	0	0	1
at Clemson	11/30/2010	W, 69-61	-	DNP											
<b>HARVARD</b>	<b>12/4/2010</b>	<b>W, 65-62</b>	<b>-</b>	<b>DNP</b>											
<b>CONCORDIA</b>	<b>12/6/2010</b>	<b>W, 86-65</b>	<b>1-0</b>	<b>0-0</b>	<b>0-0</b>	<b>0-0</b>	<b>0-1</b>	<b>1</b>	<b>1</b>	<b>0</b>	<b>0</b>	<b>0</b>	<b>0</b>	<b>0</b>	<b>3</b>
<b>UTAH</b>	<b>12/10/2010</b>	<b>W, 75-64</b>	<b>1-0</b>	<b>0-1</b>	<b>0-1</b>	<b>0-0</b>	<b>0-0</b>	<b>0</b>	<b>0</b>	<b>0</b>	<b>0</b>	<b>0</b>	<b>0</b>	<b>0</b>	<b>6</b>
<b>N.C. CENTRAL</b>	<b>12/14/2010</b>	<b>W, 64-44</b>	<b>1-0</b>	<b>0-0</b>	<b>0-0</b>	<b>0-1</b>	<b>0-1</b>	<b>1</b>	<b>0</b>	<b>0</b>	<b>1</b>	<b>0</b>	<b>0</b>	<b>0</b>	<b>4</b>
<b>OAKLAND</b>	<b>12/18/2010</b>	<b>W, 69-51</b>	<b>-</b>	<b>DNP</b>											
<b>BRYANT</b>	<b>12/23/2010</b>	<b>W, 87-71</b>	<b>1-0</b>	<b>0-0</b>	<b>0-0</b>	<b>0-0</b>	<b>0-0</b>	<b>0</b>	<b>0</b>	<b>0</b>	<b>0</b>	<b>0</b>	<b>0</b>	<b>0</b>	<b>1</b>
<b>12/11 PURDUE*</b>	<b>12/28/2010</b>	<b>L, 57-80</b>	<b>1-0</b>	<b>0-0</b>	<b>0-0</b>	<b>0-0</b>	<b>0-0</b>	<b>0</b>	<b>0</b>	<b>1</b>	<b>0</b>	<b>0</b>	<b>0</b>	<b>0</b>	<b>2</b>
<b>PENN STATE*</b>	<b>1/2/2011</b>	<b>W, 76-69</b>	<b>-</b>	<b>DNP</b>											
at Wisconsin*	1/5/2011	L, 50-66	1-0	0-0	0-0	0-0	0-0	0	0	0	0	0	0	0	1
<b>3/3 KANSAS</b>	<b>1/9/2011</b>	<b>L, 60-67 ot</b>	<b>-</b>	<b>DNP</b>											
<b>2/2 OHIO STATE*</b>	<b>1/12/2011</b>	<b>L, 64-68</b>	<b>-</b>	<b>DNP</b>											
at Indiana*	1/15/2011	L, 61-80	1-0	0-1	0-0	0-0	0-0	0	0	0	0	0	0	0	2
at Northwestern*	1/18/2011	L, 60-74	1-0	0-0	0-0	0-0	0-0	0	0	0	0	0	0	0	1
15/19 MINNESOTA*	1/22/2011	L, 64-69	-	DNP											
at 25/- Michigan State*	1/27/2011	W, 61-57	-	DNP											
<b>IOWA*</b>	<b>1/30/2011</b>	<b>W, 87-73</b>	<b>-</b>	<b>DNP</b>											
at 1/1 Ohio State*	2/3/2011	L, 53-62	-	DNP											
at Penn State*	2/6/2011	W, 65-62	1-0	0-0	0-0	0-0	0-0	0	1	0	0	0	0	0	1
<b>NORTHWESTERN*</b>	<b>2/9/2011</b>	<b>W, 75-66</b>	<b>-</b>	<b>DNP</b>											
<b>INDIANA*</b>	<b>2/12/2011</b>	<b>W, 73-69</b>	<b>-</b>	<b>DNP</b>											
at Illinois*	2/16/2011	L, 52-54	-	DNP											
at Iowa*	2/19/2011	W, 75-72 ot	1-0	1-1	0-0	0-0	0-1	1	0	2	0	0	0	0	2
<b>12/12 WISCONSIN*</b>	<b>2/23/2011</b>														
at Minnesota*	2/26/2011														
<b>MICHIGAN STATE*</b>	<b>3/5/2011</b>														
vs. TBD (first round)	3/10/2011														
<b>vs. TBD (quarterfinal)</b>	<b>3/11/2011</b>														
vs. TBD (semifinal)	3/12/2011														
<b>vs. TBD (championship)</b>	<b>3/13/2011</b>														

## AKUNNE'S SINGLE GAME HIGHS

### >> POINTS

**Career:** 3, (2x) - last: G-Webb (11/21/10)  
**2010-11:** 3, Gardner-Webb (11/21/10)

### >> FIELD GOALS

**Career:** 1, (5x) - last: at Iowa (2/19/11)  
**2010-11:** 1, (3x) - last: at Iowa (2/19/11)

### >> FIELD GOAL ATTEMPTS

**Career:** 1, (9x) - last: at Iowa (2/19/11)  
**2010-11:** 1, (6x) - last: at Iowa (2/19/11)

### >> 3-POINT FIELD GOALS

**Career:** 1, Gardner-Webb (11/21/10)  
**2010-11:** 1, Gardner-Webb (11/21/10)

### >> 3-POINT FIELD GOAL ATTEMPTS

**Career:** 1, (2x) - last: Utah (12/10/10)  
**2010-11:** 1, (2x) - last: Utah (12/10/10)

### >> FREE THROWS

**Career:** 1, at Utah (12/9/09)  
**2010-11:** none to date

### >> FREE THROW ATTEMPTS

**Career:** 1, (2x) - last: NC Central (12/14/10)  
**2010-11:** 1, N.C. Central (12/14/10)

### >> REBOUNDS

**Career:** 3, Northern Michigan (11/14/09)  
**2010-11:** 1, (3x) - last: Concordia (12/6/10)

### >> ASSISTS

**Career:** 1, (5x) - last: Purdue (12/28/10)  
**2010-11:** 1, (4x) - last: Purdue (12/28/10)

### >> BLOCKS


**Career:** 1, Northern Michigan (11/14/09)  
**2010-11:** none to date

### >> STEALS

**Career:** 1, Northern Michigan (11/14/09)  
**2010-11:** none to date

### >> MINUTES

**Career:** 17, at Utah (12/9/09)  
**2010-11:** 6, Utah (12/10/10)



# #10 TIM HARDAWAY JR.

Freshman • Guard • 6-5 • 185  
 Miami, Fla. • Palmetto Senior  
 College of Literature, Science and the Arts • Undecided major  
 Born March 16, 1992 in Miami, Fla.

Pronunciation: Common

## HARDAWAY JR.'S CAREER STATISTICS

All-Games	G	S	Min	Avg	FG	FGA	FG%	3FG	3FGA	3FG%	FT	FTA	FT%	Off	Def	Reb	Avg	Foul	DQ	Ast	Avg	TO	Blk	Stl	Pts	Avg
2010-11	28	28	823	29.4	121	296	.409	57	161	.354	71	93	.763	22	88	110	3.9	52	0	46	1.6	34	5	28	370	13.2
<b>Career</b>	<b>28</b>	<b>28</b>	<b>823</b>	<b>29.4</b>	<b>121</b>	<b>296</b>	<b>.409</b>	<b>57</b>	<b>161</b>	<b>.354</b>	<b>71</b>	<b>93</b>	<b>.763</b>	<b>22</b>	<b>88</b>	<b>110</b>	<b>3.9</b>	<b>52</b>	<b>0</b>	<b>46</b>	<b>1.6</b>	<b>34</b>	<b>5</b>	<b>28</b>	<b>370</b>	<b>13.2</b>

Big Ten	G	S	Min	Avg	FG	FGA	FG%	3FG	3FGA	3FG%	FT	FTA	FT%	Off	Def	Reb	Avg	Foul	DQ	Ast	Avg	TO	Blk	Stl	Pts	Avg
2010-11	15	15	468	31.2	71	157	.452	35	83	.422	33	45	.733	9	50	59	3.9	34	0	28	1.9	21	2	19	210	14.0
<b>Career</b>	<b>15</b>	<b>15</b>	<b>468</b>	<b>31.2</b>	<b>71</b>	<b>157</b>	<b>.452</b>	<b>35</b>	<b>83</b>	<b>.422</b>	<b>33</b>	<b>45</b>	<b>.733</b>	<b>9</b>	<b>50</b>	<b>59</b>	<b>3.9</b>	<b>34</b>	<b>0</b>	<b>28</b>	<b>1.9</b>	<b>21</b>	<b>2</b>	<b>19</b>	<b>210</b>	<b>14.0</b>

## HARDAWAY JR.'S 2010-11 GAME-BY-GAME STATISTICS

OPPONENT	DATE	RESULT	G-S	FG	3FG	FT	O-D	REB	PF	PTS	A	TO	BLK	STL	MIN
USC-UPSTATE	11/13/2010	W, 66-35	1-1	6-12	3-8	4-6	0-3	3	0	19	0	1	0	1	25
BOWLING GREEN	11/18/2010	W, 69-50	1-1	4-10	1-2	0-0	2-0	2	2	9	3	0	0	1	17
GARDNER-WEBB	11/21/2010	W, 80-58	1-1	6-9	2-3	1-1	1-2	3	2	15	4	2	0	1	27
vs. 9/10 Syracuse	11/26/2010	L, 50-53	1-1	3-12	1-8	1-2	1-3	4	2	8	2	0	0	2	31
vs. UTEP	11/27/2010	L, 56-65	1-1	1-8	0-5	4-6	2-2	4	1	6	0	2	0	0	26
at Clemson	11/30/2010	W, 69-61	1-1	3-8	2-6	7-9	0-4	4	1	15	0	2	0	0	30
HARVARD	12/4/2010	W, 65-62	1-1	1-7	1-6	0-0	0-1	1	2	3	0	2	0	0	23
CONCORDIA	12/6/2010	W, 86-65	1-1	3-9	0-4	2-2	2-5	7	1	8	0	1	0	0	23
UTAH	12/10/2010	W, 75-64	1-1	6-13	3-6	2-2	1-2	3	3	17	1	2	0	0	30
N.C. CENTRAL	12/14/2010	W, 64-44	1-1	3-9	2-8	3-4	1-3	4	0	11	4	0	0	0	30
OAKLAND	12/18/2010	W, 69-51	1-1	3-9	1-4	3-3	0-4	4	0	10	1	0	1	2	28
BRYANT	12/23/2010	W, 87-71	1-1	6-14	4-8	4-5	1-4	5	1	20	2	1	0	0	27
12/11 PURDUE*	12/28/2010	L, 57-80	1-1	3-8	1-2	2-2	1-4	5	1	9	1	2	0	1	27
PENN STATE*	1/2/2011	W, 76-69	1-1	1-4	0-3	0-0	1-0	1	2	2	3	2	0	1	21
at Wisconsin*	1/5/2011	L, 50-66	1-1	3-10	0-3	4-4	0-4	4	3	10	3	0	0	1	28
3/3 KANSAS	1/9/2011	L, 60-67 ot	1-1	5-19	2-10	7-8	2-5	7	3	19	1	0	2	2	38
2/2 OHIO STATE*	1/12/2011	L, 64-68	1-1	4-8	3-7	0-0	0-4	4	2	11	1	1	0	1	35
at Indiana*	1/15/2011	L, 61-80	1-1	3-6	3-5	1-2	1-0	1	3	10	1	2	0	3	23
at Northwestern*	1/18/2011	L, 60-74	1-1	3-14	1-6	1-1	1-6	7	2	8	1	2	0	1	29
15/19 MINNESOTA*	1/22/2011	L, 64-69	1-1	6-14	4-10	4-6	1-2	3	3	20	0	0	0	1	40
at 25/- Michigan State*	1/27/2011	W, 61-57	1-1	3-12	1-4	3-6	2-6	8	1	10	1	0	0	2	37
IOWA*	1/30/2011	W, 87-73	1-1	7-14	5-10	0-0	0-1	1	0	19	2	1	1	1	30
at 1/1 Ohio State*	2/3/2011	L, 53-62	1-1	6-11	3-7	0-0	0-5	5	4	15	2	1	0	1	39
at Penn State*	2/6/2011	W, 65-62	1-1	5-11	2-3	1-1	1-1	2	4	13	2	0	0	1	18
NORTHWESTERN*	2/9/2011	W, 75-66	1-1	5-11	3-8	4-4	1-9	10	2	17	4	2	0	0	33
INDIANA*	2/12/2011	W, 73-69	1-1	9-11	4-6	4-9	0-3	3	3	26	0	4	0	2	35
at Illinois*	2/16/2011	L, 52-54	1-1	4-9	0-2	2-3	0-2	2	1	10	5	2	0	2	36
at Iowa*	2/19/2011	W, 75-72 ot	1-1	9-14	5-7	7-7	0-3	3	3	30	2	2	1	1	38
12/12 WISCONSIN*	2/23/2011														
at Minnesota*	2/26/2011														
MICHIGAN STATE*	3/5/2011														
vs. TBD (first round)	3/10/2011														
vs. TBD (quarterfinal)	3/11/2011														
vs. TBD (semifinal)	3/12/2011														
vs. TBD (championship)	3/13/2011														

## HARDAWAY JR.'S SINGLE GAME HIGHS

### >> POINTS

**Career:** 30, at Iowa (2/19/11)  
**2010-11:** 30, at Iowa (2/19/11)

### >> FIELD GOALS

**Career:** 9, (2x), last: at Iowa (2/19/11)  
**2010-11:** 9, (2x), last: at Iowa (2/19/11)

### >> FIELD GOAL ATTEMPTS

**Career:** 19, Kansas (1/9/11)  
**2010-11:** 19, Kansas (1/9/11)

### >> 3-POINT FIELD GOALS

**Career:** 5, (2x), last: at Iowa (2/19/11)  
**2010-11:** 5, (2x), last: at Iowa (2/19/11)

### >> 3-POINT FIELD GOAL ATTEMPTS

**Career:** 10, (3x) - last: Iowa (1/30/11)  
**2010-11:** 10, (3x) - last: Iowa (1/30/11)

### >> FREE THROWS

**Career:** 7, (3x) - last: at Iowa (2/19/11)  
**2010-11:** 7, (3x) - last: at Iowa (2/19/11)

### >> FREE THROW ATTEMPTS

**Career:** 9, (2x) - last: Indiana (2/12/11)  
**2010-11:** 9, (2x) - last: Indiana (2/12/11)

### >> REBOUNDS

**Career:** 10, Northwestern (2/9/11)  
**2010-11:** 10, Northwestern (2/9/11)

### >> ASSISTS

**Career:** 5, at Illinois (2/16/11)  
**2010-11:** 5, at Illinois (2/16/11)

### >> BLOCKS

**Career:** 2, Kansas (1/9/11)  
**2010-11:** 2, Kansas (1/9/11)

### >> STEALS

**Career:** 3, at Indiana (1/15/11)  
**2010-11:** 3, at Indiana (1/15/11)

### >> MINUTES

**Career:** 40, Minnesota (1/22/11)  
**2010-11:** 40, Minnesota (1/22/11)



#  
11 M

# DARRICK ERVIN II

Junior • Guard • 5-11 • 160  
 Detroit, Mich. • University of Detroit Jesuit  
 College of Literature, Science and the Arts • Economics major  
 Born July 6, 1990 in Detroit, Mich.

Pronunciation: Common

## ERVIN'S CAREER STATISTICS

All-Games	G	S	Min	Avg	FG	FGA	FG%	3FG	3FGA	3FG%	FT	FTA	FT%	Off	Def	Reb	Avg	Foul	DQ	Ast	Avg	TO	Blk	Stl	Pts	Avg
2008-09 (DNP)	0	0	0	0.0	0	0	.000	0	0	.000	0	0	.000	0	0	0	0.0	0	0	0	0.0	0	0	0	0	0.0
2009-10 (DNP)	0	0	0	0.0	0	0	.000	0	0	.000	0	0	.000	0	0	0	0.0	0	0	0	0.0	0	0	0	0	0.0
2010-11	3	0	3	1.0	0	0	.000	0	0	.000	0	0	.000	0	0	0	0.0	1	0	0	0.0	0	0	0	0	0.0
<b>Career</b>	<b>3</b>	<b>0</b>	<b>3</b>	<b>1.0</b>	<b>0</b>	<b>0</b>	<b>.000</b>	<b>0</b>	<b>0</b>	<b>.000</b>	<b>0</b>	<b>0</b>	<b>.000</b>	<b>0</b>	<b>0</b>	<b>0</b>	<b>0.0</b>	<b>1</b>	<b>0</b>	<b>0</b>	<b>0.0</b>	<b>0</b>	<b>0</b>	<b>0</b>	<b>0</b>	<b>0.0</b>

Big Ten	G	S	Min	Avg	FG	FGA	FG%	3FG	3FGA	3FG%	FT	FTA	FT%	Off	Def	Reb	Avg	Foul	DQ	Ast	Avg	TO	Blk	Stl	Pts	Avg
2008-09 (DNP)	0	0	0	0.0	0	0	.000	0	0	.000	0	0	.000	0	0	0	0.0	0	0	0	0.0	0	0	0	0	0.0
2009-10 (DNP)	0	0	0	0.0	0	0	.000	0	0	.000	0	0	.000	0	0	0	0.0	0	0	0	0.0	0	0	0	0.0	
2010-11	0	0	0	0.0	0	0	.000	0	0	.000	0	0	.000	0	0	0	0.0	0	0	0	0.0	0	0	0	0.0	
<b>Career</b>	<b>0</b>	<b>0</b>	<b>0</b>	<b>0.0</b>	<b>0</b>	<b>0</b>	<b>.000</b>	<b>0</b>	<b>0</b>	<b>.000</b>	<b>0</b>	<b>0</b>	<b>.000</b>	<b>0</b>	<b>0</b>	<b>0</b>	<b>0.0</b>	<b>0</b>	<b>0</b>	<b>0</b>	<b>0.0</b>	<b>0</b>	<b>0</b>	<b>0</b>	<b>0.0</b>	

## ERVIN'S 2010-11 GAME-BY-GAME STATISTICS

OPPONENT	DATE	RESULT	G	FG	3FG	FT	O-D	REB	PF	PTS	A	TO	BLK	STL	MIN
USC-UPSTATE	11/13/2010	W, 66-35	1-0	0-0	0-0	0-0	0-0	0	0	0	0	0	0	0	1
BOWLING GREEN	11/18/2010	W, 69-50	1-0	0-0	0-0	0-0	0-0	0	1	0	0	0	0	0	1
GARDNER-WEBB	11/21/2010	W, 80-58	1-0	0-0	0-0	0-0	0-0	0	0	0	0	0	0	0	1
vs. 9/10 Syracuse	11/26/2010	L, 50-53	-	DNP											
vs. UTEP	11/27/2010	L, 56-65	-	DNP											
at Clemson	11/30/2010	W, 69-61	-	DNP											
HARVARD	12/4/2010	W, 65-62	-	DNP											
CONCORDIA	12/6/2010	W, 86-65	-	DNP											
UTAH	12/10/2010	W, 75-64	-	DNP											
N.C. CENTRAL	12/14/2010	W, 64-44	-	DNP											
OAKLAND	12/18/2010	W, 69-51	-	DNP											
BRYANT	12/23/2010	W, 87-71	-	DNP											
12/11 PURDUE*	12/28/2010	L, 57-80	-	DNP											
PENN STATE*	1/2/2011	W, 76-69	-	DNP											
at Wisconsin*	1/5/2011	L, 50-66	-	DNP											
3/3 KANSAS	1/9/2011	L, 60-67 ot	-	DNP											
2/2 OHIO STATE*	1/12/2011	L, 64-68	-	DNP											
at Indiana*	1/15/2011	L, 61-80	-	DNP											
at Northwestern*	1/18/2011	L, 60-74	-	DNP											
15/19 MINNESOTA*	1/22/2011	L, 64-69	-	DNP											
at 25/- Michigan State*	1/27/2011	W, 61-57	-	DNP											
IOWA*	1/30/2011	W, 87-73	-	DNP											
at 1/1 Ohio State*	2/3/2011	L, 53-62	-	DNP											
at Penn State*	2/6/2011	W, 65-62	-	DNP											
NORTHWESTERN*	2/9/2011	W, 75-66	-	DNP											
INDIANA*	2/12/2011	W, 73-69	-	DNP											
at Illinois*	2/16/2011	L, 52-54	-	DNP											
at Iowa*	2/19/2011	W, 75-72 ot	-	DNP											
12/12 WISCONSIN*	2/23/2011														
at Minnesota*	2/26/2011														
MICHIGAN STATE*	3/5/2011														
vs. TBD (first round)	3/10/2011														
vs. TBD (quarterfinal)	3/11/2011														
vs. TBD (semifinal)	3/12/2011														
vs. TBD (championship)	3/13/2011														

## ERVIN'S SINGLE GAME HIGHS

### >> POINTS

Career: none to date  
 2010-11: none to date

### >> FIELD GOALS

Career: none to date  
 2010-11: none to date

### >> FIELD GOAL ATTEMPTS

Career: none to date  
 2010-11: none to date

### >> 3-POINT FIELD GOALS

Career: none to date  
 2010-11: none to date

### >> 3-POINT FIELD GOAL ATTEMPTS

Career: none to date  
 2010-11: none to date

### >> FREE THROWS

Career: none to date  
 2010-11: none to date

### >> FREE THROW ATTEMPTS

Career: none to date  
 2010-11: none to date

### >> REBOUNDS

Career: none to date  
 2010-11: none to date

### >> ASSISTS

Career: none to date  
 2010-11: none to date

### >> BLOCKS


Career: none to date  
 2010-11: none to date

### >> STEALS

Career: none to date  
 2010-11: none to date

### >> MINUTES

Career: 1, (3x) - last: G-Webb (11/21/10)  
 2010-11: 1, (3x) - last: G-Webb (11/21/10)



# #13 MATT VOGRICH

Sophomore • Guard • 6-4 • 190  
 Lake Forest, Ill. • Lake Forest H.S.  
 Stephen M. Ross School of Business • Business Major  
 Born October 24, 1990 in Lake Forest, Ill.

Pronunciation: "VO-grich"  
 Nickname: "Vogey"

### VOGRICH'S CAREER STATISTICS

All-Games	G	S	Min	Avg	FG	FGA	FG%	3FG	3FGA	3FG%	FT	FTA	FT%	Off	Def	Reb	Avg	Foul	DQ	Ast	Avg	TO	Blk	Stl	Pts	Avg
2009-10	30	0	166	5.5	17	42	.405	11	28	.393	1	3	.333	5	14	19	0.6	16	0	8	0.3	9	0	8	46	1.5
2010-11	27	0	372	13.8	31	75	.413	20	52	.385	6	9	.667	11	26	37	1.4	22	0	9	0.3	12	2	8	88	3.3
<b>Career</b>	<b>57</b>	<b>0</b>	<b>538</b>	<b>9.4</b>	<b>48</b>	<b>117</b>	<b>.410</b>	<b>31</b>	<b>80</b>	<b>.388</b>	<b>7</b>	<b>12</b>	<b>.583</b>	<b>16</b>	<b>40</b>	<b>56</b>	<b>1.0</b>	<b>38</b>	<b>0</b>	<b>17</b>	<b>0.3</b>	<b>21</b>	<b>2</b>	<b>16</b>	<b>134</b>	<b>2.4</b>

Big Ten	G	S	Min	Avg	FG	FGA	FG%	3FG	3FGA	3FG%	FT	FTA	FT%	Off	Def	Reb	Avg	Foul	DQ	Ast	Avg	TO	Blk	Stl	Pts	Avg
2009-10	18	0	83	4.6	9	18	.500	3	11	.273	0	1	.000	4	8	12	0.7	8	0	4	0.2	4	0	3	21	1.2
2010-11	14	0	189	13.5	13	29	.448	9	20	.450	4	5	.800	4	13	17	1.2	13	0	5	0.4	5	2	4	39	2.8
<b>Career</b>	<b>32</b>	<b>0</b>	<b>272</b>	<b>8.5</b>	<b>22</b>	<b>47</b>	<b>.468</b>	<b>12</b>	<b>31</b>	<b>.387</b>	<b>4</b>	<b>6</b>	<b>.667</b>	<b>8</b>	<b>21</b>	<b>29</b>	<b>0.9</b>	<b>21</b>	<b>0</b>	<b>9</b>	<b>0.3</b>	<b>9</b>	<b>2</b>	<b>7</b>	<b>60</b>	<b>1.9</b>

### VOGRICH'S 2010-11 GAME-BY-GAME STATISTICS

OPPONENT	DATE	RESULT	G-S	FG	3FG	FT	O-D	REB	PF	PTS	A	TO	BLK	STL	MIN
USC-UPSTATE	11/13/2010	W, 66-35	1-0	1-5	1-4	0-0	1-2	3	2	3	1	1	0	0	13
BOWLING GREEN	11/18/2010	W, 69-50	1-0	2-4	1-2	1-2	0-1	1	2	6	0	3	0	0	17
GARDNER-WEBB	11/21/2010	W, 80-58	1-0	0-3	0-3	0-0	1-2	3	0	0	1	0	0	0	12
vs. 9/10 Syracuse	11/26/2010	L, 50-53	1-0	1-2	1-2	0-0	2-1	3	0	3	0	0	0	0	11
vs. UTEP	11/27/2010	L, 56-65	1-0	0-3	0-2	0-0	1-0	1	0	0	0	0	0	1	13
at Clemson	11/30/2010	W, 69-61	1-0	1-4	0-2	0-0	0-0	0	0	2	0	0	0	0	10
HARVARD	12/4/2010	W, 65-62	1-0	2-3	2-2	1-2	0-1	1	1	7	0	1	0	0	18
CONCORDIA	12/6/2010	W, 86-65	1-0	3-4	1-2	0-0	1-3	4	2	7	0	1	0	2	18
UTAH	12/10/2010	W, 75-64	1-0	3-4	2-2	0-0	0-1	1	0	8	0	0	0	0	19
N.C. CENTRAL	12/14/2010	W, 64-44	1-0	0-3	0-3	0-0	0-1	1	0	0	0	0	0	0	16
OAKLAND	12/18/2010	W, 69-51	1-0	2-3	1-2	0-0	0-0	0	0	5	1	0	0	0	12
BRYANT	12/23/2010	W, 87-71	1-0	3-6	2-5	0-0	0-1	1	2	8	1	0	0	0	14
12/11 PURDUE*	12/28/2010	L, 57-80	1-0	0-1	0-1	0-0	0-2	2	0	0	1	0	1	0	18
PENN STATE*	1/2/2011	W, 76-69	1-0	2-4	1-3	3-3	0-2	2	2	8	1	0	0	1	20
at Wisconsin*	1/5/2011	L, 50-66	1-0	2-3	2-2	0-0	0-1	1	0	6	0	1	0	1	12
3/3 KANSAS	1/9/2011	L, 60-67 ot	1-0	0-2	0-1	0-0	1-0	1	0	0	0	1	0	1	10
2/2 OHIO STATE*	1/12/2011	L, 64-68	1-0	0-2	0-2	0-0	1-0	1	0	0	0	0	0	0	6
at Indiana*	1/15/2011	L, 61-80	1-0	1-3	1-2	0-0	0-1	1	4	3	0	0	0	1	19
at Northwestern*	1/18/2011	L, 60-74	1-0	1-3	0-1	1-2	1-1	2	1	3	0	0	0	0	22
15/19 MINNESOTA*	1/22/2011	L, 64-69	1-0	1-2	1-2	0-0	0-2	2	1	3	1	1	0	0	11
at 25/- Michigan State*	1/27/2011	W, 61-57	1-0	0-0	0-0	0-0	0-0	0	0	0	0	0	0	0	3
IOWA*	1/30/2011	W, 87-73	1-0	2-2	2-2	0-0	0-0	0	1	6	0	1	0	1	11
at 1/1 Ohio State*	2/3/2011	L, 53-62	-	DNP											
at Penn State*	2/6/2011	W, 65-62	1-0	2-5	2-5	0-0	0-0	0	1	6	1	1	1	0	23
NORTHWESTERN*	2/9/2011	W, 75-66	1-0	1-3	0-0	0-0	2-1	3	1	2	0	0	0	0	7
INDIANA*	2/12/2011	W, 73-69	1-0	0-0	0-0	0-0	0-2	2	0	0	0	0	0	0	9
at Illinois*	2/16/2011	L, 52-54	1-0	1-1	0-0	0-0	0-1	1	1	2	1	0	0	0	12
at Iowa*	2/19/2011	W, 75-72 ot	1-0	0-0	0-0	0-0	0-0	0	1	0	0	1	0	0	16
12/12 WISCONSIN*	2/23/2011														
at Minnesota*	2/26/2011														
MICHIGAN STATE*	3/5/2011														
vs. TBD (first round)	3/10/2011														
vs. TBD (quarterfinal)	3/11/2011														
vs. TBD (semifinal)	3/12/2011														
vs. TBD (championship)	3/13/2011														

### VOGRICH'S SINGLE GAME HIGHS

**>> POINTS**  
**Career:** 15, Northern Michigan (11/14/09)  
**2010-11:** 8, (3x) - last: Penn State (1/2/11)

**>> FIELD GOALS**  
**Career:** 5, Northern Michigan (11/14/09)  
**2010-11:** 3, (3x) - last: Bryant (12/23/10)

**>> FIELD GOAL ATTEMPTS**  
**Career:** 6, Bryant (12/23/10)  
**2010-11:** 6, Bryant (12/23/10)

**>> 3-POINT FIELD GOALS**  
**Career:** 5, Northern Michigan (11/14/09)  
**2010-11:** 2, (5x) - last: at Penn State (2/6/11)

**>> 3-POINT FIELD GOAL ATTEMPTS**  
**Career:** 5, (2x) - last: Bryant (12/23/10)  
**2010-11:** 5, (2x) - last: at Penn State (2/6/11)

**>> FREE THROWS**  
**Career:** 3, Penn State (1/2/11)  
**2010-11:** 3, Penn State (1/2/11)

**>> FREE THROW ATTEMPTS**  
**Career:** 3, Penn State (1/2/11)  
**2010-11:** 3, Penn State (1/2/11)


**>> REBOUNDS**  
**Career:** 4, Concordia (12/6/10)  
**2010-11:** 4, Concordia (12/6/10)

**>> ASSISTS**  
**Career:** 1, (13x) - last: at PSU (2/6/11)  
**2010-11:** 1, (8x) - last: at PSU (2/6/11)

**>> BLOCKS**  
**Career:** 1, (2x) - last: at Penn State (2/6/11)  
**2010-11:** 1, (2x) - last: at Penn State (2/6/11)

**>> STEALS**  
**Career:** 2, Concordia (12/6/10)  
**2010-11:** 2, Concordia (12/6/10)

**>> MINUTES**  
**Career:** 23, at Penn State (2/6/11)  
**2010-11:** 23, at Penn State (2/6/11)



# #15 JON HORFORD

Freshman • Forward • 6-9 • 220  
 Grand Ledge, Mich. • Grand Ledge High School  
 School of Kinesiology • Undecided major  
 Born October 16, 1991 in Lansing, Mich.

Pronunciation: Common

### HORFORD'S CAREER STATISTICS

All-Games	G	S	Min	Avg	FG	FGA	FG%	3FG	3FGA	3FG%	FT	FTA	FT%	Off	Def	Reb	Avg	Foul	DQ	Ast	Avg	TO	Blk	Stl	Pts	Avg
2010-11	25	0	189	7.6	21	43	.488	1	7	.143	12	17	.706	18	37	55	2.2	36	0	3	0.1	9	11	1	55	2.2
<b>Career</b>	<b>25</b>	<b>0</b>	<b>189</b>	<b>7.6</b>	<b>21</b>	<b>43</b>	<b>.488</b>	<b>1</b>	<b>7</b>	<b>.143</b>	<b>12</b>	<b>17</b>	<b>.706</b>	<b>18</b>	<b>37</b>	<b>55</b>	<b>2.2</b>	<b>36</b>	<b>0</b>	<b>3</b>	<b>0.1</b>	<b>9</b>	<b>11</b>	<b>1</b>	<b>55</b>	<b>2.2</b>


Big Ten	G	S	Min	Avg	FG	FGA	FG%	3FG	3FGA	3FG%	FT	FTA	FT%	Off	Def	Reb	Avg	Foul	DQ	Ast	Avg	TO	Blk	Stl	Pts	Avg
2010-11	14	0	88	6.3	8	18	.444	0	2	.000	5	7	.714	4	11	15	1.1	17	0	1	0.1	3	4	0	21	1.5
<b>Career</b>	<b>14</b>	<b>0</b>	<b>88</b>	<b>6.3</b>	<b>8</b>	<b>18</b>	<b>.444</b>	<b>0</b>	<b>2</b>	<b>.000</b>	<b>5</b>	<b>7</b>	<b>.714</b>	<b>4</b>	<b>11</b>	<b>15</b>	<b>1.1</b>	<b>17</b>	<b>0</b>	<b>1</b>	<b>0.1</b>	<b>3</b>	<b>4</b>	<b>0</b>	<b>21</b>	<b>1.5</b>

### HORFORD'S 2010-11 GAME-BY-GAME STATISTICS

OPPONENT	DATE	RESULT	G-S	FG	3FG	FT	O-D	REB	PF	PTS	A	TO	BLK	STL	MIN
USC-UPSTATE	11/13/2010	W, 66-35	1-0	1-2	0-0	2-2	2-2	4	1	4	0	1	0	0	9
BOWLING GREEN	11/18/2010	W, 69-50	1-0	1-1	0-0	0-0	1-0	1	0	2	0	0	0	0	4
GARDNER-WEBB	11/21/2010	W, 80-58	1-0	0-2	0-0	0-0	1-3	4	3	0	0	1	0	0	9
vs. 9/10 Syracuse	11/26/2010	L, 50-53	1-0	0-0	0-0	0-0	0-1	1	0	0	0	0	0	0	2
vs. UTEP	11/27/2010	L, 56-65	1-0	0-3	0-2	2-2	0-1	1	0	2	0	0	1	0	4
at Clemson	11/30/2010	W, 69-61	1-0	1-2	0-1	0-0	0-2	2	2	2	0	0	1	0	5
HARVARD	12/4/2010	W, 65-62	-	DNP											
CONCORDIA	12/6/2010	W, 86-65	-	DNP											
UTAH	12/10/2010	W, 75-64	1-0	2-4	1-2	0-1	0-5	5	3	5	1	1	1	1	16
N.C. CENTRAL	12/14/2010	W, 64-44	1-0	3-3	0-0	3-4	7-2	9	4	9	0	1	0	0	15
OAKLAND	12/18/2010	W, 69-51	1-0	2-4	0-0	0-0	2-4	6	3	4	1	1	3	0	17
BRYANT	12/23/2010	W, 87-71	1-0	3-3	0-0	0-1	1-4	5	3	6	0	1	1	0	11
12/11 PURDUE*	12/28/2010	L, 57-80	1-0	1-5	0-1	2-2	1-3	4	3	4	0	0	1	0	14
PENN STATE*	1/2/2011	W, 76-69	1-0	2-2	0-0	0-0	0-0	0	1	4	0	1	1	0	4
at Wisconsin*	1/5/2011	L, 50-66	1-0	0-1	0-0	2-2	0-2	2	1	2	0	1	0	0	7
3/3 KANSAS	1/9/2011	L, 60-67 ot	1-0	0-1	0-0	0-0	0-2	2	0	0	0	0	0	0	9
2/2 OHIO STATE*	1/12/2011	L, 64-68	1-0	1-1	0-0	1-1	0-0	0	1	3	0	0	0	0	6
at Indiana*	1/15/2011	L, 61-80	1-0	0-2	0-1	0-0	0-0	0	0	0	0	0	0	0	2
at Northwestern*	1/18/2011	L, 60-74	1-0	1-2	0-0	0-1	0-3	3	2	2	0	1	0	0	14
15/19 MINNESOTA*	1/22/2011	L, 64-69	1-0	0-0	0-0	0-0	0-0	0	1	0	0	0	0	0	7
at 25/- Michigan State*	1/27/2011	W, 61-57	1-0	1-1	0-0	0-1	0-2	2	2	2	0	0	0	0	11
IOWA*	1/30/2011	W, 87-73	1-0	2-3	0-0	0-0	3-1	4	2	4	1	0	1	0	11
at 1/1 Ohio State*	2/3/2011	L, 53-62	1-0	0-0	0-0	0-0	0-0	0	2	0	0	0	0	0	1
at Penn State*	2/6/2011	W, 65-62		DNP											
NORTHWESTERN*	2/9/2011	W, 75-66	1-0	0-0	0-0	0-0	0-0	0	0	0	0	0	0	0	3
INDIANA*	2/12/2011	W, 73-69	1-0	0-1	0-0	0-0	0-0	0	1	0	0	0	1	0	5
at Illinois*	2/16/2011	L, 52-54	1-0	0-0	0-0	0-0	0-0	0	0	0	0	0	0	0	1
at Iowa*	2/19/2011	W, 75-72 ot	0-0	0-0	0-0	0-0	0-0	0	1	0	0	0	0	0	2
12/12 WISCONSIN*	2/23/2011														
at Minnesota*	2/26/2011														
MICHIGAN STATE*	3/5/2011														
vs. TBD (first round)	3/10/2011														
vs. TBD (quarterfinal)	3/11/2011														
vs. TBD (semifinal)	3/12/2011														
vs. TBD (championship)	3/13/2011														

### HORFORD'S SINGLE GAME HIGHS

<b>&gt;&gt; POINTS</b>	
<b>Career:</b>	9, N.C. Central (12/14/10)
<b>2010-11:</b>	9, N.C. Central (12/14/10)
<b>&gt;&gt; FIELD GOALS</b>	
<b>Career:</b>	3, (2x) - last: Bryant (12/23/10)
<b>2010-11:</b>	3, (2x) - last: Bryant (12/23/10)
<b>&gt;&gt; FIELD GOAL ATTEMPTS</b>	
<b>Career:</b>	5, Purdue (12/28/10)
<b>2010-11:</b>	5, Purdue (12/28/10)
<b>&gt;&gt; 3-POINT FIELD GOALS</b>	
<b>Career:</b>	1, Utah (12/10/10)
<b>2010-11:</b>	1, Utah (12/10/10)
<b>&gt;&gt; 3-POINT FIELD GOAL ATTEMPTS</b>	
<b>Career:</b>	2, (2x) - last: Utah (12/10/10)
<b>2010-11:</b>	2, (2x) - last: Utah (12/10/10)
<b>&gt;&gt; FREE THROWS</b>	
<b>Career:</b>	3, N.C. Central (12/14/10)
<b>2010-11:</b>	3, N.C. Central (12/14/10)
<b>&gt;&gt; FREE THROW ATTEMPTS</b>	
<b>Career:</b>	4, N.C. Central (12/14/10)
<b>2010-11:</b>	4, N.C. Central (12/14/10)
<b>&gt;&gt; REBOUNDS</b>	
<b>Career:</b>	9, N.C. Central (12/14/10)
<b>2010-11:</b>	9, N.C. Central (12/14/10)
<b>&gt;&gt; ASSISTS</b>	
<b>Career:</b>	1, (3x) - last: Iowa (1/30/11)
<b>2010-11:</b>	1, (3x) - last: Iowa (1/30/11)
<b>&gt;&gt; BLOCKS</b>	
<b>Career:</b>	3, Oakland (12/18/10)
<b>2010-11:</b>	3, Oakland (12/18/10)
<b>&gt;&gt; STEALS</b>	
<b>Career:</b>	1, Utah (12/10/10)
<b>2010-11:</b>	1, Utah (12/10/10)
<b>&gt;&gt; MINUTES</b>	
<b>Career:</b>	17, Oakland (12/18/10)
<b>2010-11:</b>	17, Oakland (12/18/10)



# #20 M JOSH BARTELSTEIN

Sophomore • Guard • 6-2 • 205  
 Highland Park, Ill. • Phillips Exeter Academy [N.H.]  
 College of Literature, Science and the Arts • Undecided major  
 Born July 17, 1989, in Highland Park, Ill.

Pronunciation: "BAR-tell-STEEN"  
 Nickname: "J-Bart"

### BARTELSTEIN'S CAREER STATISTICS

All-Games	G	S	Min	Avg	FG	FGA	FG%	3FG	3FGA	3FG%	FT	FTA	FT%	Off	Def	Reb	Avg	Foul	DQ	Ast	Avg	TO	Blk	Stl	Pts	Avg
2009-10	5	0	13	2.6	0	4	.000	0	3	.000	0	0	.000	0	0	0	0.0	3	0	0	0.0	1	0	0	0	0.0
2010-11	10	0	18	1.8	1	7	.143	1	5	.200	0	1	.000	1	0	1	0.1	1	0	0	0.0	0	0	0	3	0.3
<b>Career</b>	<b>15</b>	<b>0</b>	<b>31</b>	<b>2.1</b>	<b>1</b>	<b>11</b>	<b>.091</b>	<b>1</b>	<b>8</b>	<b>.125</b>	<b>0</b>	<b>1</b>	<b>.000</b>	<b>1</b>	<b>0</b>	<b>1</b>	<b>0.1</b>	<b>4</b>	<b>0</b>	<b>0</b>	<b>0.0</b>	<b>1</b>	<b>0</b>	<b>0</b>	<b>3</b>	<b>0.2</b>


Big Ten	G	S	Min	Avg	FG	FGA	FG%	3FG	3FGA	3FG%	FT	FTA	FT%	Off	Def	Reb	Avg	Foul	DQ	Ast	Avg	TO	Blk	Stl	Pts	Avg
2009-10	3	0	6	2.0	0	2	.000	0	1	.000	0	0	.000	0	0	0	0.0	2	0	0	0.0	0	0	0	0	0.0
2010-11	4	0	6	1.5	1	4	.250	1	4	.250	0	0	.000	0	0	0	0.0	0	0	0	0.0	0	0	0	3	0.8
<b>Career</b>	<b>7</b>	<b>0</b>	<b>12</b>	<b>1.7</b>	<b>1</b>	<b>6</b>	<b>.167</b>	<b>1</b>	<b>5</b>	<b>.200</b>	<b>0</b>	<b>0</b>	<b>.000</b>	<b>0</b>	<b>0</b>	<b>0</b>	<b>0.0</b>	<b>2</b>	<b>0</b>	<b>0</b>	<b>0.0</b>	<b>0</b>	<b>0</b>	<b>0</b>	<b>3</b>	<b>0.4</b>

### BARTELSTEIN'S 2010-11 GAME-BY-GAME STATISTICS

OPPONENT	DATE	RESULT	G-S	FG	3FG	FT	O-D	REB	PF	PTS	A	TO	BLK	STL	MIN
USC-UPSTATE	11/13/2010	W, 66-35	1-0	0-0	0-0	0-0	0-0	0	0	0	0	0	0	0	2
BOWLING GREEN	11/18/2010	W, 69-50	1-0	0-0	0-0	0-0	0-0	0	0	0	0	0	0	0	2
GARDNER-WEBB	11/21/2010	W, 80-58	1-0	0-2	0-1	0-0	0-0	0	0	0	0	0	0	0	4
vs. 9/10 Syracuse	11/26/2010	L, 50-53	-	DNP											
vs. UTEP	11/27/2010	L, 56-65	-	DNP											
at Clemson	11/30/2010	W, 69-61	-	DNP											
HARVARD	12/4/2010	W, 65-62	-	DNP											
CONCORDIA	12/6/2010	W, 86-65	1-0	0-0	0-0	0-0	0-0	0	0	0	0	0	0	0	1
UTAH	12/10/2010	W, 75-64	-	DNP											
N.C. CENTRAL	12/14/2010	W, 64-44	1-0	0-1	0-0	0-1	1-0	1	1	0	0	0	0	0	2
OAKLAND	12/18/2010	W, 69-51	-	DNP											
BRYANT	12/23/2010	W, 87-71	1-0	0-0	0-0	0-0	0-0	0	0	0	0	0	0	0	1
12/11 PURDUE*	12/28/2010	L, 57-80	1-0	1-2	1-2	0-0	0-0	0	0	3	0	0	0	0	2
PENN STATE*	1/2/2011	W, 76-69	-	DNP											
at Wisconsin*	1/5/2011	L, 50-66	1-0	0-1	0-1	0-0	0-0	0	0	0	0	0	0	0	1
3/3 KANSAS	1/9/2011	L, 60-67 ot	-	DNP											
2/2 OHIO STATE*	1/12/2011	L, 64-68	-	DNP											
at Indiana*	1/15/2011	L, 61-80	1-0	0-0	0-0	0-0	0-0	0	0	0	0	0	0	0	1
at Northwestern*	1/18/2011	L, 60-74	1-0	0-1	0-1	0-0	0-0	0	0	0	0	0	0	0	2
15/19 MINNESOTA*	1/22/2011	L, 64-69	-	DNP											
at 25/- Michigan State*	1/27/2011	W, 61-57	-	DNP											
IOWA*	1/30/2011	W, 87-73	-	DNP											
at 1/1 Ohio State*	2/3/2011	L, 53-62	-	DNP											
at Penn State*	2/6/2011	W, 65-62	-	DNP											
NORTHWESTERN*	2/9/2011	W, 75-66	-	DNP											
INDIANA*	2/12/2011	W, 73-69	-	DNP											
at Illinois*	2/16/2011	L, 52-54	-	DNP											
at Iowa*	2/19/2011	W, 75-72 ot	-	DNP											
12/12 WISCONSIN*	2/23/2011														
at Minnesota*	2/26/2011														
MICHIGAN STATE*	3/5/2011														
vs. TBD (first round)	3/10/2011														
vs. TBD (quarterfinal)	3/11/2011														
vs. TBD (semifinal)	3/12/2011														
vs. TBD (championship)	3/13/2011														

### BARTELSTEIN'S SINGLE GAME HIGHS

<b>&gt;&gt; POINTS</b>
Career: 3, Purdue (12/28/10)
2010-11: 3, Purdue (12/28/10)
<b>&gt;&gt; FIELD GOALS</b>
Career: 1, Purdue (12/28/10)
2010-11: 1, Purdue (12/28/10)
<b>&gt;&gt; FIELD GOAL ATTEMPTS</b>
Career: 2, (3x) - last: Purdue (12/28/10)
2010-11: 2, (2x) - last: Purdue (12/28/10)
<b>&gt;&gt; 3-POINT FIELD GOALS</b>
Career: 1, Purdue (12/28/10)
2010-11: 1, Purdue (12/28/10)
<b>&gt;&gt; 3-POINT FIELD GOAL ATTEMPTS</b>
Career: 2, (2x) - last: Purdue (12/28/10)
2010-11: 2, Purdue (12/28/10)
<b>&gt;&gt; FREE THROWS</b>
Career: none to date
2010-11: none to date
<b>&gt;&gt; FREE THROW ATTEMPTS</b>
Career: 1, N.C. Central (12/14/10)
2010-11: 1, N.C. Central (12/14/10)
<b>&gt;&gt; REBOUNDS</b>
Career: 1, N.C. Central (12/14/10)
2010-11: 1, N.C. Central (12/14/10)
<b>&gt;&gt; ASSISTS</b>
Career: none to date
2010-11: none to date
<b>&gt;&gt; BLOCKS</b>
Career: none to date
2010-11: none to date
<b>&gt;&gt; STEALS</b>
Career: none to date
2010-11: none to date
<b>&gt;&gt; MINUTES</b>
Career: 4, (2x) - last: GWU (11/21/10)
2010-11: 4, Gardner-Webb (11/21/10)



#  
22  
M

# BLAKE MCLIMANS

Redshirt-Freshman • Forward • 6-10 • 240  
Hamburg, N.Y. • Worcester Academy [Mass.]  
College of Literature, Science and the Arts • Undecided major  
Born May 1, 1990 in Buffalo, N.Y.

Pronunciation: "muh-CLIMB-enz"  
Nickname: "Bird"

## MCLIMANS' CAREER STATISTICS

All-Games	G	S	Min	Avg	FG	FGA	FG%	3FG	3FGA	3FG%	FT	FTA	FT%	Off	Def	Reb	Avg	Foul	DQ	Ast	Avg	TO	Blk	Stl	Pts	Avg
2009-10 (RS)	0	0	0	0.0	0	0	.000	0	0	.000	0	0	.000	0	0	0	0.0	0	0	0	0.0	0	0	0	0	0.0
2010-11	20	0	120	6.0	11	37	.297	1	17	.059	2	2	1.000	9	8	17	0.9	15	0	4	0.2	3	8	2	25	1.3
<b>Career</b>	<b>20</b>	<b>0</b>	<b>120</b>	<b>6.0</b>	<b>11</b>	<b>37</b>	<b>.297</b>	<b>1</b>	<b>17</b>	<b>.059</b>	<b>2</b>	<b>2</b>	<b>1.000</b>	<b>9</b>	<b>8</b>	<b>17</b>	<b>0.9</b>	<b>15</b>	<b>0</b>	<b>4</b>	<b>0.2</b>	<b>3</b>	<b>8</b>	<b>2</b>	<b>25</b>	<b>1.3</b>

Big Ten	G	S	Min	Avg	FG	FGA	FG%	3FG	3FGA	3FG%	FT	FTA	FT%	Off	Def	Reb	Avg	Foul	DQ	Ast	Avg	TO	Blk	Stl	Pts	Avg
2009-10 (RS)	0	0	0	0.0	0	0	.000	0	0	.000	0	0	.000	0	0	0	0.0	0	0	0	0.0	0	0	0	0	0.0
2010-11	7	0	25	3.6	0	5	.000	0	3	.000	0	0	.000	1	0	1	0.1	1	0	0	0.0	1	1	0	0	0.0
<b>Career</b>	<b>7</b>	<b>0</b>	<b>25</b>	<b>3.6</b>	<b>0</b>	<b>5</b>	<b>.000</b>	<b>0</b>	<b>3</b>	<b>.000</b>	<b>0</b>	<b>0</b>	<b>.000</b>	<b>1</b>	<b>0</b>	<b>1</b>	<b>0.1</b>	<b>1</b>	<b>0</b>	<b>0</b>	<b>0.0</b>	<b>1</b>	<b>1</b>	<b>0</b>	<b>0</b>	<b>0.0</b>

## MCLIMANS' 2010-11 GAME-BY-GAME STATISTICS

OPPONENT	DATE	RESULT	G-S	FG	3FG	FT	O-D	REB	PF	PTS	A	TO	BLK	STL	MIN
USC-UPSTATE	11/13/2010	W, 66-35	1-0	0-2	0-1	2-2	2-0	2	2	2	0	0	2	1	13
BOWLING GREEN	11/18/2010	W, 69-50	1-0	2-5	0-1	0-0	0-3	3	3	4	0	1	0	0	12
GARDNER-WEBB	11/21/2010	W, 80-58	1-0	2-4	0-2	0-0	0-0	0	0	4	0	1	0	1	10
vs. 9/10 Syracuse	11/26/2010	L, 50-53	1-0	1-5	0-1	0-0	2-1	3	1	2	0	0	0	0	7
vs. UTEP	11/27/2010	L, 56-65	1-0	1-5	0-4	0-0	0-1	1	1	2	0	0	1	0	8
at Clemson	11/30/2010	W, 69-61	1-0	0-1	0-1	0-0	0-0	0	3	0	1	0	0	0	7
HARVARD	12/4/2010	W, 65-62	1-0	2-2	0-0	0-0	1-0	1	1	4	0	0	1	0	7
CONCORDIA	12/6/2010	W, 86-65	1-0	1-4	0-2	0-0	1-2	3	0	2	1	0	1	0	10
UTAH	12/10/2010	W, 75-64	1-0	0-1	0-1	0-0	0-1	1	0	0	2	0	2	0	6
N.C. CENTRAL	12/14/2010	W, 64-44	1-0	1-1	1-1	0-0	1-0	1	1	3	0	0	0	0	6
OAKLAND	12/18/2010	W, 69-51	1-0	0-0	0-0	0-0	0-0	0	1	0	0	0	0	0	5
BRYANT	12/23/2010	W, 87-71	1-0	0-1	0-0	0-0	0-0	0	0	0	0	0	0	0	1
12/11 PURDUE*	12/28/2010	L, 57-80	-	DNP											
PENN STATE*	1/2/2011	W, 76-69	-	DNP											
at Wisconsin*	1/5/2011	L, 50-66	1-0	0-0	0-0	0-0	0-0	0	0	0	0	0	0	0	1
3/3 KANSAS	1/9/2011	L, 60-67 ot	1-0	1-1	0-0	0-0	1-0	1	1	2	0	0	0	0	3
2/2 OHIO STATE*	1/12/2011	L, 64-68	-	DNP											
at Indiana*	1/15/2011	L, 61-80	1-0	0-2	0-1	0-0	1-0	1	0	0	0	0	0	0	5
at Northwestern*	1/18/2011	L, 60-74	1-0	0-0	0-0	0-0	0-0	0	0	0	0	0	1	0	4
15/19 MINNESOTA*	1/22/2011	L, 64-69	1-0	0-2	0-1	0-0	0-0	0	0	0	0	0	0	0	4
at 25/- Michigan State*	1/27/2011	W, 61-54	1-0	0-0	0-0	0-0	0-0	0	0	0	0	1	0	0	0+
IOWA*	1/30/2011	W, 87-73	-	DNP											
at 1/1 Ohio State*	2/3/2011	L, 53-62	-	DNP											
at Penn State*	2/6/2011	W, 65-62	1-0	0-0	0-0	0-0	0-0	0	0	0	0	0	0	0	5
NORTHWESTERN*	2/9/2011	W, 75-66	-	DNP											
INDIANA*	2/12/2011	W, 73-69	-	DNP											
at Illinois*	2/16/2011	L, 52-54	-	DNP											
at Iowa*	2/19/2011	W, 75-72 ot	-	0-1	0-1	0-0	0-0	0	1	0	0	0	0	0	6
12/12 WISCONSIN*	2/23/2011														
at Minnesota*	2/26/2011														
MICHIGAN STATE*	3/5/2011														
vs. TBD (first round)	3/10/2011														
vs. TBD (quarterfinal)	3/11/2011														
vs. TBD (semifinal)	3/12/2011														
vs. TBD (championship)	3/13/2011														

## MCLIMANS' SINGLE GAME HIGHS

### >> POINTS

Career: 4, (2x) - last: Harvard (12/4/10)  
2010-11: 4, (2x) - last: Harvard (12/4/10)

### >> FIELD GOALS

Career: 2, (3x) - last: Harvard (12/4/10)  
2010-11: 2, (3x) - last: Harvard (12/4/10)

### >> FIELD GOAL ATTEMPTS

Career: 5, (3x) - last: UTEP (11/27/10)  
2010-11: 5, (3x) - last: UTEP (11/27/10)

### >> 3-POINT FIELD GOALS

Career: 1, N.C. Central (12/14/10)  
2010-11: 1, N.C. Central (12/14/10)

### >> 3-POINT FIELD GOAL ATTEMPTS

Career: 4, UTEP (11/27/10)  
2010-11: 4, UTEP (11/27/10)

### >> FREE THROWS

Career: 2, USC Upstate (11/13/10)  
2010-11: 2, USC Upstate (11/13/10)

### >> FREE THROW ATTEMPTS

Career: 2, USC Upstate (11/13/10)  
2010-11: 2, USC Upstate (11/13/10)

### >> REBOUNDS

Career: 3, (3x) - last: Concordia (12/6/10)  
2010-11: 3, (3x) - last: Concordia (12/6/10)

### >> ASSISTS

Career: 2, Utah (12/10/10)  
2010-11: 2, Utah (12/10/10)

### >> BLOCKS


Career: 2, (2x) - last: Utah (12/10/10)  
2010-11: 2, (2x) - last: Utah (12/10/10)

### >> STEALS

Career: 1, (2x) - last: GWU (11/21/10)  
2010-11: 1, (2x) - last: GWU (11/21/10)

### >> MINUTES

Career: 13, USC Upstate (11/13/10)  
2010-11: 13, USC Upstate (11/13/10)



#  
23

# EVAN SMOTRYCZ

Freshman • Forward • 6-9 • 225  
 Reading, Mass. • New Hampton Prep (N.H.)  
 College of Literature, Science and the Arts • Undecided major  
 Born August 2, 1991 in Stoneham, Mass.

Pronunciation: "SMAHT-trich"

## SMOTRYCZ'S CAREER STATISTICS

All-Games	G	S	Min	Avg	FG	FGA	FG%	3FG	3FGA	3FG%	FT	FTA	FT%	Off	Def	Reb	Avg	Foul	DQ	Ast	Avg	TO	Blk	Stl	Pts	Avg
2010-11	28	24	512	18.3	57	150	.380	34	95	.358	12	18	.667	19	46	65	6.0	68	2	20	0.7	27	7	11	160	5.7
<b>Career</b>	<b>28</b>	<b>24</b>	<b>512</b>	<b>18.3</b>	<b>57</b>	<b>150</b>	<b>.380</b>	<b>34</b>	<b>95</b>	<b>.358</b>	<b>12</b>	<b>18</b>	<b>.667</b>	<b>19</b>	<b>46</b>	<b>65</b>	<b>2.3</b>	<b>68</b>	<b>2</b>	<b>20</b>	<b>0.7</b>	<b>27</b>	<b>7</b>	<b>11</b>	<b>160</b>	<b>5.7</b>

Big Ten	G	S	Min	Avg	FG	FGA	FG%	3FG	3FGA	3FG%	FT	FTA	FT%	Off	Def	Reb	Avg	Foul	DQ	Ast	Avg	TO	Blk	Stl	Pts	Avg
2010-11	15	11	275	18.3	28	76	.368	18	51	.353	2	5	.400	10	23	33	2.2	44	2	5	0.3	15	4	7	76	5.1
<b>Career</b>	<b>15</b>	<b>11</b>	<b>275</b>	<b>18.3</b>	<b>28</b>	<b>76</b>	<b>.368</b>	<b>18</b>	<b>51</b>	<b>.353</b>	<b>2</b>	<b>5</b>	<b>.400</b>	<b>10</b>	<b>23</b>	<b>33</b>	<b>2.2</b>	<b>44</b>	<b>2</b>	<b>5</b>	<b>0.3</b>	<b>15</b>	<b>4</b>	<b>7</b>	<b>76</b>	<b>5.1</b>

## SMOTRYCZ'S 2010-11 GAME-BY-GAME STATISTICS

OPPONENT	DATE	RESULT	G-S	FG	3FG	FT	O-D	REB	PF	PTS	A	TO	BLK	STL	MIN
USC-UPSTATE	11/13/2010	W, 66-35	1-1	1-6	0-2	0-0	0-3	3	2	2	1	1	0	0	23
BOWLING GREEN	11/18/2010	W, 69-50	1-1	4-6	3-5	3-4	0-7	7	4	14	0	2	0	1	22
GARDNER-WEBB	11/21/2010	W, 80-58	1-1	3-6	1-2	0-0	0-3	3	0	7	2	2	1	1	20
vs. 9/10 Syracuse	11/26/2010	L, 50-53	1-1	2-10	2-7	0-0	1-4	5	3	6	1	0	1	1	28
vs. UTEP	11/27/2010	L, 56-65	1-1	1-4	1-3	1-2	0-0	0	2	4	0	0	0	0	10
at Clemson	11/30/2010	W, 69-61	1-1	6-7	2-2	4-5	4-2	6	2	18	1	1	0	0	25
HARVARD	12/4/2010	W, 65-62	1-1	0-5	0-3	0-0	2-1	3	0	0	0	0	0	1	16
CONCORDIA	12/6/2010	W, 86-65	1-1	1-5	0-3	0-0	0-0	0	0	2	2	0	0	0	11
UTAH	12/10/2010	W, 75-64	1-1	0-0	0-0	0-0	0-0	0	2	0	1	3	0	0	10
N.C. CENTRAL	12/14/2010	W, 64-44	1-1	3-7	2-5	2-2	0-2	2	3	10	2	1	0	0	19
OAKLAND	12/18/2010	W, 69-51	1-1	3-8	1-5	0-0	0-0	0	1	7	2	1	1	0	20
BRYANT	12/23/2010	W, 87-71	1-1	5-7	4-6	0-0	2-0	2	1	14	3	0	0	0	20
12/11 PURDUE*	12/28/2010	L, 57-80	1-1	2-3	2-3	0-0	0-0	0	5	6	0	1	1	0	15
PENN STATE*	1/2/2011	W, 76-69	1-1	4-9	2-5	1-1	1-5	6	2	11	0	3	0	0	24
at Wisconsin*	1/5/2011	L, 50-66	1-1	2-5	1-3	0-0	1-1	2	3	5	0	1	0	0	30
3/3 KANSAS	1/9/2011	L, 60-67 ot	1-1	0-3	0-1	0-0	0-1	1	4	0	0	1	0	0	13
2/2 OHIO STATE*	1/12/2011	L, 64-68	1-1	5-9	4-6	0-0	1-5	6	4	14	1	3	1	0	28
at Indiana*	1/15/2011	L, 61-80	1-1	1-5	1-4	0-0	1-0	1	4	3	0	1	0	1	18
at Northwestern*	1/18/2011	L, 60-74	1-1	0-1	0-0	0-0	0-2	2	2	0	0	0	0	0	15
15/19 MINNESOTA*	1/22/2011	L, 64-69	1-1	2-9	1-7	0-0	0-1	1	4	5	0	0	1	3	16
at 25/- Michigan State*	1/27/2011	W, 61-57	1-1	0-3	0-3	0-0	1-2	3	1	0	0	1	0	0	18
IOWA*	1/30/2011	W, 87-73	1-1	5-6	4-5	0-0	1-0	1	3	14	2	0	0	0	19
at 1/1 Ohio State*	2/3/2011	L, 53-62	1-1	2-7	1-4	0-0	1-3	4	5	5	1	2	0	0	22
at Penn State*	2/6/2011	W, 65-62	1-1	0-2	0-2	0-0	0-0	0	2	0	0	1	0	0	15
NORTHWESTERN*	2/9/2011	W, 75-66	1-0	2-3	1-2	0-1	1-0	1	2	5	0	0	0	0	12
INDIANA*	2/12/2011	W, 73-69	1-0	1-3	0-0	1-3	1-2	3	4	3	1	0	1	2	17
at Illinois*	2/16/2011	L, 52-54	1-0	2-9	1-5	0-0	1-1	2	1	5	0	0	0	0	17
at Iowa*	2/19/2011	W, 75-72 ot	1-0	0-2	0-2	0-0	0-1	1	2	0	0	2	0	1	9
12/12 WISCONSIN*	2/23/2011														
at Minnesota*	2/26/2011														
MICHIGAN STATE*	3/5/2011														
vs. TBD (first round)	3/10/2011														
vs. TBD (quarterfinal)	3/11/2011														
vs. TBD (semifinal)	3/12/2011														
vs. TBD (championship)	3/13/2011														

## SMOTRYCZ'S SINGLE GAME HIGHS

### >> POINTS

**Career:** 18, at Clemson (11/30/10)  
**2010-11:** 18, at Clemson (11/30/10)

### >> FIELD GOALS

**Career:** 6, at Clemson (11/30/10)  
**2010-11:** 6, at Clemson (11/30/10)

### >> FIELD GOAL ATTEMPTS

**Career:** 10, Syracuse (11/26/10)  
**2010-11:** 10, Syracuse (11/26/10)

### >> 3-POINT FIELD GOALS

**Career:** 4, (3x) - last: Iowa (1/30/11)  
**2010-11:** 4, (3x) - last: Iowa (1/30/11)

### >> 3-POINT FIELD GOAL ATTEMPTS

**Career:** 7, (2x) - last: Minnesota (1/22/11)  
**2010-11:** 7, (2x) - last: Minnesota (1/22/11)

### >> FREE THROWS

**Career:** 4, at Clemson (11/30/10)  
**2010-11:** 4, at Clemson (11/30/10)

### >> FREE THROW ATTEMPTS

**Career:** 5, at Clemson (11/30/10)  
**2010-11:** 5, at Clemson (11/30/10)

### >> REBOUNDS

**Career:** 7, Bowling Green (11/18/10)  
**2010-11:** 7, Bowling Green (11/18/10)

### >> ASSISTS

**Career:** 3, Bryant (12/23/10)  
**2010-11:** 3, Bryant (12/23/10)

### >> BLOCKS


**Career:** 1, (7x) - last: Indiana (2/12/11)  
**2010-11:** 1, (7x) - last: Indiana (2/12/11)

### >> STEALS

**Career:** 3, Minnesota (1/22/11)  
**2010-11:** 3, Minnesota (1/22/11)

### >> MINUTES

**Career:** 30, at Wisconsin (1/5/11)  
**2010-11:** 30, at Wisconsin (1/5/11)



#

32

M

# COREY PERSON

Junior • Guard • 6-3 • 200  
 Kalamazoo, Mich. • Central H.S.  
 College of Literature, Science and the Arts • General Studies Major  
 Born July 15, 1989 in Saginaw, Mich.

Pronunciation: Common

### PERSON'S CAREER STATISTICS

All-Games	G	S	Min	Avg	FG	FGA	FG%	3FG	3FGA	3FG%	FT	FTA	FT%	Off	Def	Reb	Avg	Foul	DQ	Ast	Avg	TO	Blk	Stl	Pts	Avg
2008-09 (RS)	0	0	0	0.0	0	0	.000	0	0	.000	0	0	.000	0	0	0	0.0	0	0	0	0.0	0	0	0	0	0.0
2009-10	7	0	13	1.9	0	0	.000	0	0	.000	1	2	.500	0	2	2	0.3	2	0	2	0.3	0	0	0	1	0.1
2010-11	4	0	8	2.0	0	0	.000	0	0	.000	1	4	.250	0	0	0	0.0	1	0	1	0.3	2	0	0	1	0.3
<b>Career</b>	<b>11</b>	<b>0</b>	<b>21</b>	<b>1.9</b>	<b>0</b>	<b>0</b>	<b>.000</b>	<b>0</b>	<b>0</b>	<b>.000</b>	<b>2</b>	<b>6</b>	<b>.333</b>	<b>0</b>	<b>2</b>	<b>2</b>	<b>0.2</b>	<b>3</b>	<b>0</b>	<b>3</b>	<b>0.3</b>	<b>2</b>	<b>0</b>	<b>0</b>	<b>2</b>	<b>0.2</b>


Big Ten	G	S	Min	Avg	FG	FGA	FG%	3FG	3FGA	3FG%	FT	FTA	FT%	Off	Def	Reb	Avg	Foul	DQ	Ast	Avg	TO	Blk	Stl	Pts	Avg
2008-09 (RS)	0	0	0	0.0	0	0	.000	0	0	.000	0	0	.000	0	0	0	0.0	0	0	0	0.0	0	0	0	0	0.0
2009-10	6	0	10	1.7	0	0	.000	0	0	.000	1	2	.500	0	1	1	0.2	2	0	2	0.3	0	0	0	1	0.2
2010-11	0	0	0	0.0	0	0	.000	0	0	.000	0	0	.000	0	0	0	0.0	0	0	0	0.0	0	0	0	0	0.0
<b>Career</b>	<b>6</b>	<b>0</b>	<b>10</b>	<b>1.7</b>	<b>0</b>	<b>0</b>	<b>.000</b>	<b>0</b>	<b>0</b>	<b>.000</b>	<b>1</b>	<b>2</b>	<b>.500</b>	<b>0</b>	<b>1</b>	<b>1</b>	<b>0.2</b>	<b>2</b>	<b>0</b>	<b>2</b>	<b>0.3</b>	<b>0</b>	<b>0</b>	<b>0</b>	<b>1</b>	<b>0.2</b>

### PERSON'S 2010-11 GAME-BY-GAME STATISTICS

OPPONENT	DATE	RESULT	G-S	FG	3FG	FT	O-D	REB	PF	PTS	A	TO	BLK	STL	MIN
USC-UPSTATE	11/13/2010	W, 66-35	1-0	0-0	0-0	0-0	0-0	0	0	0	0	0	0	0	2
BOWLING GREEN	11/18/2010	W, 69-50	1-0	0-0	0-0	1-2	0-0	0	0	1	1	0	0	0	2
GARDNER-WEBB	11/21/2010	W, 80-58	1-0	0-0	0-0	0-0	0-0	0	1	0	0	2	0	0	3
vs. 9/10 Syracuse	11/26/2010	L, 50-53	-	DNP											
vs. UTEP	11/27/2010	L, 56-65	-	DNP											
at Clemson	11/30/2010	W, 69-61	-	DNP											
HARVARD	12/4/2010	W, 65-62	-	DNP											
CONCORDIA	12/6/2010	W, 86-65	1-0	0-0	0-0	0-2	0-0	0	0	0	0	0	0	0	1
UTAH	12/10/2010	W, 75-64	-	DNP											
N.C. CENTRAL	12/14/2010	W, 64-44	-	DNP											
OAKLAND	12/18/2010	W, 69-51	-	DNP											
BRYANT	12/23/2010	W, 87-71	-	DNP											
12/11 PURDUE*	12/28/2010	L, 57-80	-	DNP											
PENN STATE*	1/2/2011	W, 76-69	-	DNP											
at Wisconsin*	1/5/2011	L, 50-66	-	DNP											
3/3 KANSAS	1/9/2011	L, 60-67 ot	-	DNP											
2/2 OHIO STATE*	1/12/2011	L, 64-68	-	DNP											
at Indiana*	1/15/2011	L, 61-80	-	DNP											
at Northwestern*	1/18/2011	L, 60-74	-	DNP											
15/19 MINNESOTA*	1/22/2011	L, 64-69	-	DNP											
at 25/- Michigan State*	1/27/2011	W, 61-57	-	DNP											
IOWA*	1/30/2011	W, 87-73	-	DNP											
at 1/1 Ohio State*	2/3/2011	L, 53-62	-	DNP											
at Penn State*	2/6/2011	W, 65-62	-	DNP											
NORTHWESTERN*	2/9/2011	W, 75-66	-	DNP											
INDIANA*	2/12/2011	W, 73-69	-	DNP											
at Illinois*	2/16/2011	L, 52-54	-	DNP											
at Iowa*	2/19/2011	W, 75-72 ot	-	DNP											
12/12 WISCONSIN*	2/23/2011														
at Minnesota*	2/26/2011														
MICHIGAN STATE*	3/5/2011														
vs. TBD (first round)	3/10/2011														
vs. TBD (quarterfinal)	3/11/2011														
vs. TBD (semifinal)	3/12/2011														
vs. TBD (championship)	3/13/2011														

### PERSON'S SINGLE GAME HIGHS

<b>&gt;&gt; POINTS</b>
<b>Career:</b> 1, (2x) - last: BGSU (11/18/10)
<b>2010-11:</b> 1, Bowling Green (11/18/10)
<b>&gt;&gt; FIELD GOALS</b>
<b>Career:</b> none to date
<b>2010-11:</b> none to date
<b>&gt;&gt; FIELD GOAL ATTEMPTS</b>
<b>Career:</b> none to date
<b>2010-11:</b> none to date
<b>&gt;&gt; 3-POINT FIELD GOALS</b>
<b>Career:</b> none to date
<b>2010-11:</b> none to date
<b>&gt;&gt; 3-POINT FIELD GOAL ATTEMPTS</b>
<b>Career:</b> none to date
<b>2010-11:</b> none to date
<b>&gt;&gt; FREE THROWS</b>
<b>Career:</b> 1, (2x) - last: BGSU (11/18/10)
<b>2010-11:</b> 1, Bowling Green (11/18/10)
<b>&gt;&gt; FREE THROW ATTEMPTS</b>
<b>Career:</b> 2, (3x) - last: Concordia (12/6/10)
<b>2010-11:</b> 2, (2x) - last: Concordia (12/6/10)
<b>&gt;&gt; REBOUNDS</b>
<b>Career:</b> 1, (2x) - last: at NW (2/2/10)
<b>2010-11:</b> none to date
<b>&gt;&gt; ASSISTS</b>
<b>Career:</b> 1, (3x) - last: BGSU (11/18/10)
<b>2010-11:</b> 1, Bowling Green (11/18/10)
<b>&gt;&gt; BLOCKS</b>
<b>Career:</b> none to date
<b>2010-11:</b> none to date
<b>&gt;&gt; STEALS</b>
<b>Career:</b> none to date
<b>2010-11:</b> none to date
<b>&gt;&gt; MINUTES</b>
<b>Career:</b> 3, (3x) - last: G-Webb (11/21/10)
<b>2010-11:</b> 3, Gardner-Webb (11/21/10)



#  
M  
45

# COLTON CHRISTIAN

Freshman • Forward • 6-6 • 215  
 Bellevue, Wash. • Hargrave Military Academy (Va.)  
 College of Literature, Science and the Arts • Undecided major  
 Born April 21, 1991 in Everett, Wash.

Pronunciation: Common

## CHRISTIAN'S CAREER STATISTICS

All-Games	G	S	Min	Avg	FG	FGA	FG%	3FG	3FGA	3FG%	FT	FTA	FT%	Off	Def	Reb	Avg	Foul	DQ	Ast	Avg	TO	Blk	Stl	Pts	Avg
2010-11	23	0	115	5.0	2	11	.182	0	0	.000	0	2	.000	12	20	32	1.4	11	0	1	0.0	7	0	1	4	0.2
<b>Career</b>	<b>23</b>	<b>0</b>	<b>115</b>	<b>5.0</b>	<b>2</b>	<b>11</b>	<b>.182</b>	<b>0</b>	<b>0</b>	<b>.000</b>	<b>0</b>	<b>2</b>	<b>.000</b>	<b>12</b>	<b>20</b>	<b>32</b>	<b>1.4</b>	<b>11</b>	<b>0</b>	<b>1</b>	<b>0.0</b>	<b>7</b>	<b>0</b>	<b>1</b>	<b>4</b>	<b>0.2</b>


Big Ten	G	S	Min	Avg	FG	FGA	FG%	3FG	3FGA	3FG%	FT	FTA	FT%	Off	Def	Reb	Avg	Foul	DQ	Ast	Avg	TO	Blk	Stl	Pts	Avg
2010-11	12	0	34	2.8	1	2	.500	0	0	.000	0	0	.000	1	5	3	0.3	4	0	1	0.1	0	0	0	2	0.2
<b>Career</b>	<b>12</b>	<b>0</b>	<b>34</b>	<b>2.8</b>	<b>1</b>	<b>2</b>	<b>.500</b>	<b>0</b>	<b>0</b>	<b>.000</b>	<b>0</b>	<b>0</b>	<b>.000</b>	<b>1</b>	<b>5</b>	<b>3</b>	<b>0.3</b>	<b>4</b>	<b>0</b>	<b>1</b>	<b>0.1</b>	<b>0</b>	<b>0</b>	<b>0</b>	<b>2</b>	<b>0.2</b>

## CHRISTIAN'S 2010-11 GAME-BY-GAME STATISTICS

OPPONENT	DATE	RESULT	G-S	FG	3FG	FT	O-D	REB	PF	PTS	A	TO	BLK	STL	MIN
USC-UPSTATE	11/13/2010	W, 66-35	1-0	0-0	0-0	0-0	0-4	4	0	0	0	1	0	1	13
BOWLING GREEN	11/18/2010	W, 69-50	1-0	1-2	0-0	0-0	2-4	6	1	2	0	3	0	0	15
GARDNER-WEBB	11/21/2010	W, 80-58	1-0	0-3	0-0	0-2	2-4	6	1	0	0	1	0	0	15
vs. 9/10 Syracuse	11/26/2010	L, 50-53	1-0	0-1	0-0	0-0	1-0	1	2	0	0	0	0	0	6
vs. UTEP	11/27/2010	L, 56-65	1-0	0-1	0-0	0-0	2-0	2	0	0	0	1	0	0	8
at Clemson	11/30/2010	W, 69-61	1-0	0-0	0-0	0-0	1-1	2	0	0	0	0	0	0	7
HARVARD	12/4/2010	W, 65-62	1-0	0-0	0-0	0-0	0-0	0	2	0	0	1	0	0	4
CONCORDIA	12/6/2010	W, 86-65	1-0	0-1	0-0	0-0	1-1	2	0	0	0	0	0	0	5
UTAH	12/10/2010	W, 75-64	1-0	0-0	0-0	0-0	0-0	0	0	0	0	0	0	0	3
N.C. CENTRAL	12/14/2010	W, 64-44	1-0	0-1	0-0	0-0	2-0	2	1	0	0	0	0	0	4
OAKLAND	12/18/2010	W, 69-51	-	DNP											
BRYANT	12/23/2010	W, 87-71	1-0	0-0	0-0	0-0	0-1	1	0	0	0	0	0	0	1
12/11 PURDUE*	12/28/2010	L, 57-80	1-0	0-1	0-0	0-0	1-0	1	0	0	0	0	0	0	3
PENN STATE*	1/2/2011	W, 76-69	-	DNP											
at Wisconsin*	1/5/2011	L, 50-66	1-0	0-0	0-0	0-0	0-0	0	0	0	0	0	0	0	1
3/3 KANSAS	1/9/2011	L, 60-67 ot	-	DNP											
2/2 OHIO STATE*	1/12/2011	L, 64-68	1-0	0-0	0-0	0-0	0-0	0	0	0	0	0	0	0	0
at Indiana*	1/15/2011	L, 61-80	1-0	0-0	0-0	0-0	0-0	0	0	0	0	0	0	0	5
at Northwestern*	1/18/2011	L, 60-74	1-0	0-0	0-0	0-0	0-2	2	0	0	0	0	0	0	4
15/19 MINNESOTA*	1/22/2011	L, 64-69	1-0	0-0	0-0	0-0	0-0	0	1	0	1	0	0	0	3
at 25/- Michigan State*	1/27/2011	W, 61-57	1-0	1-1	0-0	0-0	0-0	0	0	2	0	0	0	0	2
IOWA*	1/30/2011	W, 87-73	1-0	0-0	0-0	0-0	0-0	0	0	0	0	0	0	0	1
at 1/1 Ohio State*	2/3/2011	L, 53-62	1-0	0-0	0-0	0-0	0-0	0	1	0	0	0	0	0	4
at Penn State*	2/6/2011	W, 65-62	-	DNP											
NORTHWESTERN*	2/9/2011	W, 75-66	-	DNP											
INDIANA*	2/12/2011	W, 73-69	1-0	0-0	0-0	0-0	0-0	0	1	0	0	0	0	0	3
at Illinois*	2/16/2011	L, 52-54	1-0	0-0	0-0	0-0	0-1	1	1	0	0	0	0	0	3
at Iowa*	2/19/2011	W, 75-72 ot	1-0	0-0	0-0	0-0	0-2	2	0	0	0	0	0	0	5
12/12 WISCONSIN*	2/23/2011														
at Minnesota*	2/26/2011														
MICHIGAN STATE*	3/5/2011														
vs. TBD (first round)	3/10/2011														
vs. TBD (quarterfinal)	3/11/2011														
vs. TBD (semifinal)	3/12/2011														
vs. TBD (championship)	3/13/2011														

## CHRISTIAN'S SINGLE GAME HIGHS

<b>&gt;&gt; POINTS</b>	<b>Career:</b> 2, (2x) - last: at MSU (1/27/11)
<b>2010-11:</b> 2, (2x) - last: at MSU (1/27/11)	
<b>&gt;&gt; FIELD GOALS</b>	<b>Career:</b> 1, (2x) - last: at MSU (1/27/11)
<b>2010-11:</b> 1, (2x) - last: at MSU (1/27/11)	
<b>&gt;&gt; FIELD GOAL ATTEMPTS</b>	<b>Career:</b> 3, Gardner-Webb (11/21/10)
<b>2010-11:</b> 3, Gardner-Webb (11/21/10)	
<b>&gt;&gt; 3-POINT FIELD GOALS</b>	<b>Career:</b> none to date
<b>2010-11:</b> none to date	
<b>&gt;&gt; 3-POINT FIELD GOAL ATTEMPTS</b>	<b>Career:</b> none to date
<b>2010-11:</b> none to date	
<b>&gt;&gt; FREE THROWS</b>	<b>Career:</b> none to date
<b>2010-11:</b> none to date	
<b>&gt;&gt; FREE THROW ATTEMPTS</b>	<b>Career:</b> 2, Gardner-Webb (11/21/10)
<b>2010-11:</b> 2, Gardner-Webb (11/21/10)	
<b>&gt;&gt; REBOUNDS</b>	<b>Career:</b> 6, (2x) - last: G-Webb (11/21/10)
<b>2010-11:</b> 6, (2x) - last: G-Webb (11/21/10)	
<b>&gt;&gt; ASSISTS</b>	<b>Career:</b> 1, Minnesota (1/22/11)
<b>2010-11:</b> 1, Minnesota (1/22/11)	
<b>&gt;&gt; BLOCKS</b>	<b>Career:</b> none to date
<b>2010-11:</b> none to date	
<b>&gt;&gt; STEALS</b>	<b>Career:</b> 1, USC-Upstate (11/13/10)
<b>2010-11:</b> 1, USC-Upstate (11/13/10)	
<b>&gt;&gt; MINUTES</b>	<b>Career:</b> 15, (2x) - last: G-Webb (11/21/10)
<b>2010-11:</b> 15, (2x) - last: G-Webb (11/21/10)	



#

52

M

# JORDAN MORGAN

Redshirt-Freshman • Forward • 6-8 • 240  
 Detroit, Mich. • University of Detroit Jesuit  
 College of Engineering • Engineering major  
 Born September 15, 1991 in Scott Air Force Base, Ill.

Pronunciation: Common  
 Nickname: "J-Mo" & "Showtime"

### MORGAN'S CAREER STATISTICS

All-Games	G	S	Min	Avg	FG	FGA	FG%	3FG	3FGA	3FG%	FT	FTA	FT%	Off	Def	Reb	Avg	Foul	DQ	Ast	Avg	TO	Blk	Stl	Pts	Avg
2009-10 (RS)	0	0	0	0.0	0	0	.000	0	0	.000	0	0	.000	0	0	0	0.0	0	0	0	0.0	0	0	0	0	0.0
2010-11	28	28	681	24.3	115	183	.628	0	0	.000	35	64	.547	63	93	156	5.6	88	2	15	0.5	46	12	17	265	9.5
<b>Career</b>	<b>28</b>	<b>28</b>	<b>681</b>	<b>24.3</b>	<b>115</b>	<b>183</b>	<b>.628</b>	<b>0</b>	<b>0</b>	<b>.000</b>	<b>35</b>	<b>64</b>	<b>.547</b>	<b>63</b>	<b>93</b>	<b>156</b>	<b>5.6</b>	<b>88</b>	<b>2</b>	<b>15</b>	<b>0.5</b>	<b>46</b>	<b>12</b>	<b>17</b>	<b>265</b>	<b>9.5</b>

Big Ten	G	S	Min	Avg	FG	FGA	FG%	3FG	3FGA	3FG%	FT	FTA	FT%	Off	Def	Reb	Avg	Foul	DQ	Ast	Avg	TO	Blk	Stl	Pts	Avg
2009-10 (RS)	0	0	0	0.0	0	0	.000	0	0	.000	0	0	.000	0	0	0	0.0	0	0	0	0.0	0	0	0	0	0.0
2010-11	15	15	383	25.5	64	96	.667	0	0	.000	15	31	.484	21	49	70	4.7	48	1	5	0.3	26	10	5	143	9.5
<b>Career</b>	<b>15</b>	<b>15</b>	<b>383</b>	<b>25.5</b>	<b>64</b>	<b>96</b>	<b>.667</b>	<b>0</b>	<b>0</b>	<b>.000</b>	<b>15</b>	<b>31</b>	<b>.484</b>	<b>21</b>	<b>49</b>	<b>70</b>	<b>4.7</b>	<b>48</b>	<b>1</b>	<b>5</b>	<b>0.3</b>	<b>26</b>	<b>10</b>	<b>5</b>	<b>143</b>	<b>9.5</b>

### MORGAN'S 2010-11 GAME-BY-GAME STATISTICS

OPPONENT	DATE	RESULT	G-S	FG	3FG	FT	O-D	REB	PF	PTS	A	TO	BLK	STL	MIN
USC-UPSTATE	11/13/2010	W, 66-35	1-1	1-2	0-0	2-3	1-5	6	3	4	0	2	0	0	18
BOWLING GREEN	11/18/2010	W, 69-50	1-1	5-8	0-0	2-4	4-4	8	3	12	0	1	0	2	24
GARDNER-WEBB	11/21/2010	W, 80-58	1-1	9-11	0-0	2-2	6-2	8	1	20	0	2	0	0	21
vs. 9/10 Syracuse	11/26/2010	L, 50-53	1-1	5-10	0-0	1-2	3-5	8	4	11	1	2	0	1	32
vs. UTEP	11/27/2010	L, 56-65	1-1	2-5	0-0	2-3	3-2	5	4	6	1	2	0	0	21
at Clemson	11/30/2010	W, 69-61	1-1	4-6	0-0	0-0	2-4	6	2	8	0	1	0	1	22
HARVARD	12/4/2010	W, 65-62	1-1	3-5	0-0	1-3	5-1	6	3	7	3	2	0	0	25
CONCORDIA	12/6/2010	W, 86-65	1-1	10-15	0-0	3-5	4-4	8	4	23	1	2	0	1	26
UTAH	12/10/2010	W, 75-64	1-1	4-8	0-0	3-3	3-1	4	4	11	1	1	0	3	17
N.C. CENTRAL	12/14/2010	W, 64-44	1-1	2-3	0-0	0-0	1-5	6	3	4	1	1	1	0	19
OAKLAND	12/18/2010	W, 69-51	1-1	2-7	0-0	1-2	5-6	11	4	5	2	2	0	2	18
BRYANT	12/23/2010	W, 87-71	1-1	1-2	0-0	2-4	3-3	6	0	4	0	0	1	0	27
12/11 PURDUE*	12/28/2010	L, 57-80	1-1	4-7	0-0	0-0	1-2	3	4	8	0	5	1	1	20
PENN STATE*	1/2/2011	W, 76-69	1-1	5-7	0-0	0-0	1-8	9	2	10	0	0	1	0	31
at Wisconsin*	1/5/2011	L, 50-66	1-1	1-2	0-0	0-0	0-3	3	3	2	1	1	0	0	27
3/3 KANSAS	1/9/2011	L, 60-67 ot	1-1	3-5	0-0	1-2	2-2	4	5 (1)	7	0	2	0	2	28
2/2 OHIO STATE*	1/12/2011	L, 64-68	1-1	0-2	0-0	0-1	0-2	2	4	0	0	2	1	1	19
at Indiana*	1/15/2011	L, 61-80	1-1	5-7	0-0	0-1	2-3	5	3	10	0	1	0	0	23
at Northwestern*	1/18/2011	L, 60-74	1-1	2-6	0-0	1-3	4-3	7	4	5	2	1	0	0	21
15/19 MINNESOTA*	1/22/2011	L, 64-69	1-1	4-5	0-0	0-1	0-0	0	4	8	1	2	1	0	23
at 25/- Michigan State*	1/27/2011	W, 61-57	1-1	2-3	0-0	0-1	0-1	1	3	4	0	3	1	0	24
IOWA*	1/30/2011	W, 87-73	1-1	8-9	0-0	1-1	2-4	6	3	17	0	2	0	0	24
at 1/1 Ohio State*	2/3/2011	L, 53-62	1-1	5-9	0-0	0-0	1-3	4	2	10	0	2	0	0	28
at Penn State*	2/6/2011	W, 65-62	1-1	3-4	0-0	0-2	3-8	11	2	6	0	0	1	0	31
NORTHWESTERN*	2/9/2011	W, 75-66	1-1	11-13	0-0	5-8	0-2	2	2	27	0	2	3	1	33
INDIANA*	2/12/2011	W, 73-69	1-1	2-5	0-0	2-4	0-2	2	5 (2)	6	0	2	1	0	22
at Illinois*	2/16/2011	L, 52-54	1-1	6-10	0-0	0-0	3-4	7	4	12	1	0	0	1	25
at Iowa*	2/19/2011	W, 75-72 ot	1-1	6-7	0-0	6-9	4-4	8	3	18	0	3	0	1	32
12/12 WISCONSIN*	2/23/2011														
at Minnesota*	2/26/2011														
MICHIGAN STATE*	3/5/2011														
vs. TBD (first round)	3/10/2011														
vs. TBD (quarterfinal)	3/11/2011														
vs. TBD (semifinal)	3/12/2011														
vs. TBD (championship)	3/13/2011														

### MORGAN'S SINGLE GAME HIGHS

- >> **POINTS**  
 Career: 27, Northwestern (2/9/11)  
 2010-11: 27, Northwestern (2/9/11)
- >> **FIELD GOALS**  
 Career: 11, Northwestern (2/9/11)  
 2010-11: 11, Northwestern (2/9/11)
- >> **FIELD GOAL ATTEMPTS**  
 Career: 15, Concordia (12/6/10)  
 2010-11: 15, Concordia (12/6/10)
- >> **3-POINT FIELD GOALS**  
 Career: none to date  
 2010-11: none to date
- >> **3-POINT FIELD GOAL ATTEMPTS**  
 Career: none to date  
 2010-11: none to date
- >> **FREE THROWS**  
 Career: 6, at Iowa (2/19/11)  
 2010-11: 6, at Iowa (2/19/11)
- >> **FREE THROW ATTEMPTS**  
 Career: 9, at Iowa (2/19/11)  
 2010-11: 9, at Iowa (2/19/11)
- >> **REBOUNDS**  
 Career: 11, (2x) - last: at PSU (2/6/11)  
 2010-11: 11, (2x) - last: at PSU (2/6/11)
- >> **ASSISTS**  
 Career: 3, Harvard (12/4/10)  
 2010-11: 3, Harvard (12/4/10)
- >> **BLOCKS**  
 Career: 3, Northwestern (2/9/11)  
 2010-11: 3, Northwestern (2/9/11)
- >> **STEALS**  
 Career: 3, Utah (12/10/10)  
 2010-11: 3, Utah (12/10/10)
- >> **MINUTES**  
 Career: 33, Northwestern (2/9/11)  
 2010-11: 33, Northwestern (2/9/11)

# 2010-11 SCHEDULE & RESULTS

<b>Overall</b>	<b>Home</b>	<b>Away</b>	<b>Neutral</b>
17-11	13-4	4-5	0-2
<b>Big Ten</b>	<b>Home</b>	<b>Away</b>	<b>Neutral</b>
7-8	4-3	3-5	0-0

OVERALL ATTENDANCE				BIG TEN ATTENDANCE			
Site	Games	Total	Average	Site	Games	Total	Average
Home	17	177,383	10,434	Home	7	86,821	12,403
Away	9	118,840	13,204	Away	8	111,603	13,950
Neutral	2	11,544	5,772	Neutral	0	0	0
<b>Totals</b>	<b>28</b>	<b>307,767</b>	<b>10,992</b>	<b>Totals</b>	<b>15</b>	<b>198,424</b>	<b>13,228</b>

## EXHIBITION

Date	Opponent	Result	Attendance	Points	Rebounds	Assists	Steals	Blocks	TV
Nov. 5	SAGINAW VALLEY STATE	W, 68-59	8,470	Morris (16)	Morgan (15)	Morris (2) Douglass (2)	Four with (1)	McLimans (2)	BTN.com

## REGULAR SEASON

Date	Opponent	Result	Crowd	Points	Rebounds	Assists	Steals	Blocks	TV
Nov. 13	USC-UPSTATE	W, 66-35	7,632	Hardaway Jr. (19)	Novak (8)	Morris (4)	Morris (2)	McLimans (2)	BTN.com
Nov. 18	BOWLING GREEN (1)	W, 69-50	7,852	Smotrycz (14)	Novak (8) Morgan (8)	Morris (11)	Morgan (2)	Novak (2)	BTN
Nov. 21	GARDNER WEBB (1)	W, 80-58	7,157	Morris (21)	Morgan (8)	Morris (10)	five with (1)	Smotrycz (1)	BTN.com
Nov. 26	vs. 9/10 Syracuse (2)	L, 50-53	6,273	Morgan (11) Douglass (11)	Morgan (8)	Morris (6)	Hardaway Jr. (2)	Smotrycz (1)	HDNet
Nov. 27	vs. UTEP (2)	L, 56-65	5,273	Morris (20)	Morris (7)	Morris (4)	Morris (3)	Horford (1) McLimans (1)	HDNet
Nov. 30	at Clemson (3)	W, 69-61	7,237	Smotrycz (18)	Morris (7)	Morris (8)	Morris (4)	Horford (1)	ESPN2
Dec. 4	HARVARD	W, 65-62	9,559	Douglass (19)	Novak (11)	Morris (5)	Morris (1) Smotrycz (1)	McLimans (1)	BTN
Dec. 6	CONCORDIA	W, 86-65	9,016	Morgan (23)	Novak (14)	Morris (12)	Morris (2) Vogrich (2)	McLimans (1)	BTN
Dec. 10	UTAH	W, 75-64	9,634	Morris (19)	Novak (9)	Morris (10)	Morris (4)	McLimans (2)	BTN
Dec. 14	N.C. CENTRAL	W, 64-44	8,740	Morris (12)	Horford (9)	Hardaway Jr. (4)	Morris (1)	Morgan (1)	BTN
Dec. 18	OAKLAND	W, 69-51	9,738	Morris (18)	Novak (12)	Morris (5)	Hardaway Jr. (2) Morgan (2)	Horford (3)	ESPN3.com
Dec. 23	BRYANT	W, 87-71	8,758	Morris (26)	Morris (6) Morgan (6)	Morris (12)	Morris (1) Douglass (1)	Horford (1) Morgan (1)	BTN
Dec. 28	12/11 PURDUE*	L, 57-80	13,751!	Douglass (15)	Novak (5) Hardaway Jr. (5)	Morris (6)	Morgan (1) Hardaway Jr. (1)	Douglass (2)	BTN
Jan. 2	PENN STATE*	W, 76-69	11,771	Morris (20)	Morgan (9)	Morris (10)	Vogrich (1) Hardaway Jr. (1)	Morgan (1) Horford (1)	BTN
Jan. 5	at Wisconsin*	L, 50-66	17,230!	Novak (15)	Novak (5)	Three at (3)	Three at (1)	None	BTN
Jan. 9	3/3 KANSAS	L, 60-67 OT	12,476	Hardaway Jr. (19)	Novak (11)	Morris (7)	Hardaway Jr. (2) Morgan (2)	Hardaway Jr. (2)	CBS
Jan. 12	2/2 OHIO STATE*	L, 64-68	11,994	Morris (18)	Smotrycz (6)	Morris (8)	Novak (2)	Morgan (1) Smotrycz (1)	BTN
Jan. 15	at Indiana*	L, 61-80	17,168	Morris (22)	Morgan (5)	Morris (7)	Hardaway Jr. (3)	none	BTN
Jan. 18	at Northwestern*	L, 60-74	5,192	Douglass (17)	Morgan (7) Hardaway Jr. (7)	Morris (4)	Hardaway Jr. (1)	McLimans (1)	BTN
Jan. 22	15/19 MINNESOTA*	L, 64-69	12,378	Hardaway Jr. (20)	Hardaway Jr. (3) Novak (3)	Douglass (6)	Smotrycz (3)	three with (1)	BTN
Jan. 27	at 25/-- Michigan State*	W, 61-57	14,797!	Novak (19)	Hardaway Jr. (8)	Morris (8)	Morris (2) Hardaway Jr. (2)	Morgan (1)	ESPN
Jan. 30	IOWA*	W, 87-73	12,978	Hardaway Jr. (19)	Morris (10)	Morris (11)	Morris (2)	Hardaway Jr. (1) Horford (1)	BTN
Feb. 3	at 1/1 Ohio State*	L, 53-62	18,806!	Hardaway Jr. (15)	Novak (6)	Morris (4)	Morris (2)	none	ESPN
Feb. 6	at Penn State*	W, 65-62	8,302	Morris (23)	Morgan (11)	Morris (3) Douglass (3)	Novak (1) Hardaway Jr. (1)	Morgan (1) Vogrich (1)	BTN
Feb. 9	NORTHWESTERN*	W, 75-66	10,198	Morgan (27)	Hardaway Jr. (10)	Morris (7)	Novak (3)	Morgan (3)	BTN
Feb. 12	INDIANA*	W, 73-69	13,751!	Hardaway Jr. (27)	Novak (7)	Novak (6)	three with (2)	three with (1)	BTN
Feb. 16	at Illinois*	L, 52-54	16,273	Morgan (12)	Novak (8)	Morris (7)	Hardaway Jr. (2)	none	BTN
Feb. 19	at Iowa*	W, 75-72 OT	13,835	Hardaway Jr. (30)	Morgan (8)	Morris (9)	Douglass (3)	Hardaway Jr. (1)	BTN
Feb. 23	12/12 WISCONSIN*	6:31 p.m.							BTN
Feb. 26	at Minnesota*	3:31 p.m. CST							BTN
March 5	MICHIGAN STATE*	2 p.m.							CBS

## BIG TEN TOURNAMENT

Date	Opponent	Result	Attendance	Points	Rebounds	Assists	Steals	Blocks	TV
March 10	First Round	TBD							TBD
March 11	Quarterfinal	TBD							TBD
March 12	Semifinal	1:40/4:05 p.m.							CBS
March 13	Championship	3:30 p.m.							CBS

## SCHEDULE & RESULTS INFORMATION

Rankings Listed as Associated Press Poll / ESPN/USA Today Coaches Poll

All game times are local to site

Home games in **BOLD**

\* Big Ten game

! sellout

(1) 2010 Legends Classic, regional rounds, Ann Arbor, Mich. (Crisler Arena)

(2) 2010 Legends Classic, championship rounds, Atlantic City, N.J. (Boardwalk Hall)

(3) ACC/Big Ten Challenge, Clemson, S.C. (Littlejohn Arena)

# 2010-11 GAME-BY-GAME

		Novak (#0)	Douglass (#1)	Dumars (#2)	Morris (#4)	Akunne (#5)	Hardaway Jr (#10)	Ervin II (#11)	Vogrich (#13)
N13	USC-UPSTATE	7-8-3	8-2-2	DNP	17-3-4	0-1-1	19-3-0	0-0-0	3-3-1
N18	BOWLING GREEN	6-8-2	5-1-3	DNP	6-3-11	2-0-0	9-2-3	0-0-0	6-1-0
N21	GARDNER WEBB	0-6-1	10-4-0	DNP	21-2-10	3-1-1	15-3-4	0-0-0	0-3-1
N26	vs. 9/10 Syracuse	3-4-0	11-2-1	DNP	6-3-6	DNP	8-4-2	DNP	3-3-0
N27	vs. UTEP	10-5-0	6-4-0	DNP	20-7-4	0-0-0	6-4-0	DNP	0-1-0
N30	at Clemson	9-5-2	2-2-1	DNP	13-7-8	DNP	15-4-0	DNP	2-0-0
D4	HARVARD	12-11-1	19-4-2	DNP	13-5-5	DNP	3-1-0	DNP	7-1-0
D6	CONCORDIA	12-14-2	13-4-0	DNP	19-2-12	0-1-0	8-7-0	DNP	7-4-0
D10	UTAH	11-9-0	4-4-1	DNP	19-3-10	0-0-0	17-3-1	DNP	8-1-0
D14	N.C. CENTRAL	9-4-1	6-4-2	DNP	12-1-3	0-1-1	11-4-4	DNP	0-1-0
D18	OAKLAND	13-12-4	7-3-1	DNP	18-2-5	DNP	10-4-1	DNP	5-0-1
D23	BRYANT	3-4-2	6-0-1	DNP	26-6-12	0-0-0	20-5-2	DNP	8-1-1
D28	12/11 PURDUE*	3-5-2	15-2-1	DNP	9-4-6	0-0-1	9-5-1	DNP	0-2-1
J2	PENN STATE*	15-4-0	6-0-3	DNP	20-1-10	DNP	2-1-3	DNP	8-2-1
J5	at Wisconsin*	15-5-1	2-1-3	DNP	8-2-3	0-0-0	10-4-3	DNP	6-1-0
J9	3/3 KANSAS	12-11-0	4-10-1	DNP	16-4-7	DNP	19-7-1	DNP	0-1-0
J12	2/2 OHIO STATE*	16-2-0	2-1-2	DNP	18-5-8	DNP	11-4-1	DNP	0-1-0
J15	at Indiana*	10-3-1	3-2-0	DNP	22-3-7	0-0-0	10-1-1	DNP	3-1-0
J18	at Northwestern*	9-3-1	17-1-0	DNP	16-4-4	0-0-0	8-7-1	DNP	3-2-0
J22	15/19 MINNESOTA*	11-3-2	6-2-6	DNP	11-0-4	DNP	20-3-0	DNP	3-2-1
J27	at 25/-- Michigan State*	19-6-2	7-4-2	DNP	17-4-8	DNP	10-8-1	DNP	0-0-0
J30	IOWA*	13-1-3	2-5-3	DNP	12-10-11	DNP	19-1-2	DNP	6-0-0
F3	at 1/1 Ohio State*	3-6-1	8-3-2	DNP	12-4-4	DNP	15-5-2	DNP	DNP
F6	at Penn State*	3-6-1	14-4-3	DNP	23-4-3	0-0-0	13-2-2	DNP	6-0-1
F9	NORTHWESTERN*	7-3-2	6-6-3	DNP	11-7-7	DNP	17-10-4	DNP	2-3-0
F12	INDIANA*	10-7-6	13-2-1	DNP	15-6-5	DNP	26-3-0	DNP	0-2-0
F16	at Illinois*	7-8-1	5-4-0	DNP	11-6-7	DNP	10-2-5	DNP	2-1-1
F19	at Iowa*	2-3-2	3-4-1	DNP	20-5-9	2-1-0	30-3-2	DNP	0-0-0
F23	12/12 WISCONSIN*								
F26	at Minnesota*								
M5	MICHIGAN STATE*								
M10	vs. TBD (first round)								
M11	vs. TBD (quarterfinal)								
M12	vs. TBD (semifinal)								
M13	vs. TBD (championship)								


		Horford (#15)	Bartelstein (#20)	McLimans (#22)	Smotrycz (#23)	Person (#32)	Christian (#45)	Morgan (#52)
N13	USC-UPSTATE	4-4-0	0-0-0	2-2-0	2-3-1	0-0-0	0-4-0	4-6-0
N18	BOWLING GREEN	2-1-0	0-0-0	4-3-0	14-7-0	1-0-1	2-6-0	12-8-0
N21	GARDNER WEBB	0-4-0	0-0-0	4-0-0	7-3-2	0-0-0	0-4-0	20-8-0
N26	vs. 9/10 Syracuse	0-1-0	DNP	2-3-0	6-5-1	DNP	0-1-0	11-8-1
N27	vs. UTEP	2-1-0	DNP	2-1-0	4-0-0	DNP	0-2-0	6-5-1
N30	at Clemson	2-2-0	DNP	0-0-1	18-6-1	DNP	0-2-0	8-6-0
D4	HARVARD	DNP	DNP	4-1-0	0-3-0	DNP	0-0-0	7-6-3
D6	CONCORDIA	DNP	0-0-0	2-3-1	2-0-2	0-0-0	0-2-0	23-8-1
D10	UTAH	5-5-1	DNP	0-1-2	0-0-1	DNP	0-0-0	11-4-1
D14	N.C. CENTRAL	9-9-0	0-1-0	3-1-0	10-2-2	DNP	0-2-0	4-6-1
D18	OAKLAND	4-6-1	DNP	0-0-0	7-0-2	DNP	DNP	5-11-2
D23	BRYANT	6-5-0	0-0-0	0-0-0	14-2-3	DNP	0-1-0	4-6-0
D28	12/11 PURDUE*	4-4-0	3-0-0	DNP	6-0-0	DNP	0-1-0	8-3-0
J2	PENN STATE*	4-0-0	DNP	DNP	11-6-0	DNP	DNP	10-9-0
J5	at Wisconsin*	2-2-0	0-0-0	0-0-0	5-2-0	DNP	0-0-0	2-3-1
J9	3/3 KANSAS	0-2-0	DNP	2-1-0	0-1-0	DNP	DNP	7-4-0
J12	2/2 OHIO STATE*	3-0-0	DNP	DNP	14-6-1	DNP	0-0-0	0-2-0
J15	at Indiana*	0-0-0	0-0-0	0-1-0	3-1-0	DNP	0-0-0	10-5-0
J18	at Northwestern*	2-3-0	0-0-0	0-0-0	0-2-0	DNP	0-2-0	5-7-2
J22	15/19 MINNESOTA*	0-0-0	DNP	0-0-0	5-1-0	DNP	0-0-1	8-0-1
J27	at 25/-- Michigan State*	2-2-0	DNP	0-0-0	0-3-0	DNP	2-0-0	4-1-0
J30	IOWA*	4-4-1	DNP	DNP	14-1-2	DNP	0-0-0	17-6-0
F3	at 1/1 Ohio State*	0-0-0	DNP	DNP	5-4-1	DNP	0-0-0	10-4-0
F6	at Penn State*	DNP	DNP	0-0-0	0-0-0	DNP	DNP	6-11-0
F9	NORTHWESTERN*	0-0-0	DNP	DNP	5-1-0	DNP	DNP	27-2-0
F12	INDIANA*	0-0-0	DNP	DNP	3-3-1	DNP	0-0-0	6-2-0
F16	at Illinois*	0-0-0	DNP	DNP	5-2-0	DNP	0-1-0	12-7-1
F19	at Iowa*	0-0-0	DNP	0-0-0	0-1-0	DNP	0-2-0	18-8-0
F23	12/12 WISCONSIN*							
F26	at Minnesota*							
M5	MICHIGAN STATE*							
M10	vs. TBD (first round)							
M11	vs. TBD (quarterfinal)							
M12	vs. TBD (semifinal)							
M13	vs. TBD (championship)							



## 2010-11 SCHEDULE &amp; RESULTS

Date	Game	W/L	Score	FG-FGA	PCT.	3F-3PA	PCT.	FT-FTA	PCT.	O-D	TOT	F/EJ	A	TO	BLK	STL	1st	2nd	ot	ot	TP
N13	MICHIGAN USC-UPSTATE	W	66-35	22-50 12-54	.440 .222	7-22 4-24	.318 .167	15-21 7-11	.714 .636	13-32 12-20	45 32	14/0 19/1	12 3	12 12	3 2	5 5	36 18	30 17	-	-	66 35
N18	MICHIGAN BOWLING GREEN	W	69-50	26-54 16-54	.481 .296	8-17 2-14	.471 .143	9-14 16-23	.643 .696	10-33 9-21	43 30	19/0 20/0	20 8	13 10	2 3	5 7	39 31	30 19	-	-	69 50
N21	MICHIGAN GARDNER WEBB	W	80-58	33-63 22-56	.524 .393	8-22 8-24	.364 .333	6-8 6-10	.750 .600	15-30 8-15	45 23	12/0 14/0	19 12	14 13	1 3	5 8	41 19	39 19	-	-	80 58
N26	MICHIGAN vs. 9/10 Syracuse	L	50-53	20-62 20-48	.323 .417	8-32 5-14	.250 .357	2-4 8-15	.500 .533	13-24 9-30	37 39	19/0 9/0	11 11	9 14	1 5	6 5	31 29	19 24	-	-	50 53
N27	MICHIGAN vs. UTEP	L	56-65	16-53 28-55	.302 .509	5-29 3-14	.172 .214	19-26 6-9	.731 .667	10-21 8-32	31 40	15/0 23/1	5 20	12 16	2 5	4 29	29 36	27	-	-	56 65
N30	MICHIGAN at Clemson	W	69-61	22-49 23-63	.449 .365	6-20 7-29	.300 .241	19-28 8-13	.679 .615	9-26 14-24	35 38	18/0 21/0	13 9	14 11	1 4	6 5	40 24	29	-	-	69 61
D4	MICHIGAN HARVARD	W	65-62	25-53 22-54	.472 .407	10-26 9-26	.385 .346	5-10 9-11	.500 .818	11-25 9-21	36 30	12/0 16/0	11 11	14 11	1 1	2 5	25 32	40 30	-	-	65 62
D6	MICHIGAN CONCORDIA	W	86-65	35-72 27-63	.486 .429	7-23 7-25	.304 .280	9-16 4-8	.563 .500	15-31 6-28	46 34	10/0 17/0	18 17	8 10	1 1	6 4	42 32	44 33	-	-	86 65
D10	MICHIGAN UTAH	W	75-64	27-59 25-55	.458 .455	8-22 7-16	.364 .438	13-16 7-13	.813 .538	7-25 10-27	32 37	18/0 20/0	17 9	8 16	4 2	8 4	39 22	36 42	-	-	75 64
D14	MICHIGAN N.C. CENTRAL	W	64-44	23-56 14-46	.411 .304	8-29 4-16	.276 .250	10-14 12-15	.714 .800	14-23 11-22	37 33	17/0 14/0	14 4	7 15	1 2	1 0	23 19	41 25	-	-	64 44
D18	MICHIGAN OAKLAND	W	69-51	25-56 18-60	.446 .300	6-19 6-31	.316 .194	13-16 9-17	.813 .529	7-33 12-27	40 39	16/0 19/0	17 10	12 15	5 4	4 7	29 21	40 30	-	-	69 51
D23	MICHIGAN BRYANT	W	87-71	28-58 25-56	.483 .464	16-32 13-25	.500 .520	15-22 6-11	.682 .545	9-23 9-24	32 33	8/0 21/0	21 15	3 10	2 3	2 2	45 35	42	-	-	87 71
D28	MICHIGAN 12/11 PURDUE*	L	57-80	21-55 29-59	.382 .492	9-23 10-18	.391 .556	6-8 12-15	.750 .800	8-22 10-28	30 38	19/1 15/0	12 19	14 8	7 4	2 5	26 30	31 50	-	-	57 80
J2	MICHIGAN PENN STATE*	W	76-69	27-47 25-54	.574 .463	8-20 7-21	.400 .333	14-14 12-18	1.000 .667	3-21 9-17	24 26	17/0 15/0	17 17	10 6	2 0	2 1	31 36	45 33	-	-	76 69
J5	MICHIGAN at Wisconsin*	L	50-66	17-43 21-44	.395 .477	8-21 9-19	.381 .474	8-8 15-18	1.000 .833	2-19 5-24	21 29	18/0 11/0	11 12	10 8	0 1	3 4	28 26	22	-	-	50 66
J9	MICHIGAN 3/3 KANSAS	L	60-67 OT	21-63 20-56	.333 .357	4-28 4-24	.143 .167	14-17 23-31	.824 .742	12-30 12-31	42 43	21/2 18/0	9 14	15 16	2 0	7 6	18 25	33 26	9 16	-	60 67
J12	MICHIGAN 2/2 OHIO STATE*	L	64-68	24-46 22-42	.522 .524	11-24 7-14	.458 .500	5-7 17-25	.714 .680	4-19 7-19	23 26	18/1 15/1	12 12	12 10	2 1	4 1	34 35	30	-	-	64 68
J15	MICHIGAN at Indiana*	L	61-80	20-55 29-43	.364 .674	7-24 6-14	.292 .429	14-20 16-20	.700 .800	8-10 8-29	18 37	22/0 21/1	9 11	6 16	0 2	0 2	15 30	46 50	-	-	61 80
J18	MICHIGAN at Northwestern*	L	60-74	23-58 27-56	.397 .482	6-21 10-24	.286 .417	8-15 10-14	.533 .714	14-24 8-27	38 35	17/0 17/0	8 18	7 5	1 2	1 2	31 44	29 30	-	-	60 74
J22	MICHIGAN 15/19 MINNESOTA*	L	64-69	23-53 26-41	.434 .634	12-35 4-8	.343 .500	6-9 13-23	.667 .565	4-9 11-27	13 38	21/0 11/0	15 16	7 17	3 3	6 4	29 31	35 38	-	-	64 69
J27	MICHIGAN at 25/-- Michigan State*	W	61-57	23-46 21-48	.500 .438	10-21 5-19	.476 .263	5-12 10-16	.417 .625	6-23 8-21	29 29	14/0 16/1	13 11	13 12	1 6	6 8	33 27	28 30	-	-	61 57
J30	MICHIGAN IOWA*	W	87-73	33-56 28-57	.589 .491	14-28 5-13	.500 .385	7-8 12-17	.875 .706	7-22 10-16	29 26	16/0 15/0	22 15	11 10	2 3	4 3	35 41	52	-	-	87 73
F3	MICHIGAN at 1/1 Ohio State*	L	53-62	23-55 21-47	.418 .447	6-19 5-15	.316 .333	1-4 15-25	.250 .600	7-21 10-26	28 36	23/1 11/0	10 10	13 14	0 3	4 7	26 23	27 39	-	-	53 62
F6	MICHIGAN at Penn State*	W	65-62	25-51 19-47	.490 .404	9-19 10-28	.474 .357	6-9 14-17	.667 .824	6-21 9-22	27 31	18/0 16/0	10 14	5 8	2 1	2 3	27 24	38	-	-	65 62
F9	MICHIGAN NORTHWESTERN*	W	75-66	27-52 26-56	.519 .464	6-15 11-25	.400 .440	15-21 3-7	.714 .429	11-27 7-18	38 25	13/0 18/0	16 16	13 11	5 3	6 7	34 19	41	-	-	75 66
F12	MICHIGAN INDIANA*	W	73-69	23-43 26-55	.535 .473	8-15 4-16	.533 .250	19-37 13-22	.514 .591	2-26 8-26	28 34	23/1 30/1	13 12	12 13	3 3	7 5	32 24	41 45	-	-	73 69
F16	MICHIGAN at Illinois*	L	52-54	22-59 23-52	.373 .442	2-18 4-18	.111 .222	6-10 4-9	.600 .444	7-25 8-30	32 38	11/0 12/0	15 17	5 12	0 2	1 5	22 32	30	-	-	52 54
F19	MICHIGAN at Iowa*	W	75-72 OT	25-52 26-58	.481 .448	6-20 2-17	.300 .118	19-24 18-22	.792 .818	7-20 14-22	27 36	22/1 22/2	14 15	13 16	1 0	9 7	24 32	41 33	10 7	-	75 72
F23	MICHIGAN 12/12 WISCONSIN*																				
F26	MICHIGAN at Minnesota*																				
M5	MICHIGAN MICHIGAN STATE*																				
M10	MICHIGAN vs. TBD (first round)																				
M11	MICHIGAN vs. TBD (quarterfinal)																				
M12	MICHIGAN vs. TBD (semifinal)																				
M13	MICHIGAN vs. TBD (championship)																				

# 2010-11 BOX SCORES



Freshmen Evan Smotrycz (12) and Tim Hardaway Jr. (18) helped the Wolverines take a 68-59 decision from Saginaw Valley State in U-M's only exhibition contest.

Darius Morris led U-M with his 17 points on a 7-for-10 shooting from the field in the lopsided season-opening win over USC-Upstate.

Evan Smotrycz led U-M with 14 points, while adding seven rebounds and a steal in the win over Bowling Green in the Legends Classic.

**M** **EXHIBITION 1X**  
**MICHIGAN: 68**  
**Saginaw Valley State: 59**  
 November 5, 2010 • Crisler Arena  
 Ann Arbor, Mich. • BigTenNetwork.com

**M** **GAME 1**  
**MICHIGAN: 66**  
**USC-Upstate: 35**  
 November 13, 2010 • Crisler Arena  
 Ann Arbor, Mich. • BigTenNetwork.com

**M** **GAME 2**  
**MICHIGAN: 69**  
**Bowling Green: 50**  
 November 18, 2010 • Crisler Arena  
 Ann Arbor, Mich. • Big Ten Network

No.	Michigan	FG	3FG	FT	O-D	TOT F	TP	A	TO	B	S	MIN	
23	E. Smotrycz, f	2-8	1-6	7-9	3-6	9	2	12	0	0	0	22	
52	J. Morgan, f	3-5	0-0	3-4	5-10	15	3	9	1	1	0	20	
0	Z. Novak, g	2-7	0-2	1-2	1-5	6	3	5	0	0	0	33	
4	D. Morris, g	3-8	0-1	12-17	1-4	5	1	18	2	1	0	33	
10	T. Hardaway Jr, g	2-10	1-7	3-4	0-2	2	1	8	1	1	0	22	
1	S. Douglass	2-5	0-1	0-1	0-3	3	1	4	2	2	0	21	
13	M. Vogrich	3-5	1-2	0-2	0-1	1	0	7	1	0	0	19	
15	J. Horford	1-2	0-0	1-2	1-0	1	1	3	0	0	0	7	
22	B. McLimans	1-4	0-2	0-0	0-3	3	2	2	0	0	2	12	
45	C. Christian	0-0	0-0	0-0	2-0	2	3	0	1	0	0	11	
<b>TEAM</b>		0-2		2									
<b>TOTALS</b>		19-54	3-21	27-41	13-36	49	17	68	8	5	3	4	200
<b>TOTAL FG%:</b>		1st: 12-26 .462		2nd: 7-28 .250		Game: 19-54 .352							
<b>3-PT FG%:</b>		1st: 2-11 .182		2nd: 1-10 .100		Game: 3-21 .143							
<b>FT%:</b>		1st: 6-7 .857		2nd: 21-34 .618		Game: 27-41 .659							
		Deadball: 6											

No.	SVSU	FG	3FG	FT	O-D	TOT F	TP	A	TO	B	S	MIN
20	D. Genther, f (fo)	1-11	0-5	1-2	2-2	4	5	3	4	0	0	26
21	E. Redman, f	1-4	0-1	1-2	0-0	0	2	3	0	0	0	15
35	M. SchAAF, f	2-5	2-4	0-0	1-3	4	3	6	1	0	0	21
2	C. Webb, g	5-14	0-5	0-0	0-0	0	3	10	1	1	0	37
55	G. Foster, g	5-9	1-2	5-11	1-7	8	4	16	5	3	0	26
3	S. Romsek	2-8	2-6	0-0	0-4	4	0	6	0	1	0	18
12	B. Beland	0-0	0-0	0-0	0-0	0	0	0	0	0	0	1
24	M. Fugate	1-6	0-2	0-0	1-3	4	3	2	0	1	0	17
33	P. O'Brien	4-6	3-4	0-0	0-6	6	3	11	0	0	0	20
40	A. Roberts	1-1	0-0	0-1	2-3	5	2	2	1	1	0	19
<b>TEAM</b>		5-1		6								
<b>TOTALS</b>		22-64	8-29	7-16	12-29	41	25	59	12	7	1	200
<b>TOTAL FG%:</b>		1st: 9-34 .265		2nd: 13-30 .433		Game: 22-64 .344						
<b>3-PT FG%:</b>		1st: 5-16 .313		2nd: 3-13 .231		Game: 8-29 .276						
<b>FT%:</b>		1st: 1-3 .333		2nd: 6-13 .462		Game: 7-16 .438						
		Deadball: 3,1										

**Technical Fouls:** None  
**Foul Out:** U-M - None; Saginaw Valley State - None  
**Officials:** Paul Janssen, Bo Boroski, Terry Oglesby  
**Attendance:** 8,470  
**Score by Half**  
 Michigan..... 32-36 68  
 Saginaw Valley State..... 24-35 59

No.	Michigan	FG	3FG	FT	O-D	TOT F	TP	A	TO	B	S	MIN	
23	E. Smotrycz, f	1-6	0-2	0-0	0-3	3	2	2	1	1	0	23	
52	J. Morgan, f	1-2	0-0	2-3	1-5	6	3	4	0	2	0	18	
0	Z. Novak, g	2-5	1-3	2-2	2-6	8	2	7	3	0	1	31	
4	D. Morris, g	7-10	0-0	3-5	1-2	3	1	17	4	3	0	31	
10	T. Hardaway Jr, g	6-12	3-8	4-6	0-3	3	0	19	0	1	0	25	
1	S. Douglass	3-5	2-4	0-1	1-1	2	1	8	2	1	0	15	
5	E. Akunne	0-1	0-0	0-0	1-1	1	0	0	1	1	0	4	
11	D. Ervin II	0-0	0-0	0-0	0-0	0	0	0	0	0	0	1	
13	M. Vogrich	1-5	1-4	0-0	1-2	3	2	3	1	1	0	13	
15	J. Horford	1-2	0-0	2-2	2-2	4	1	4	0	1	0	9	
20	J. Bartelstein	0-0	0-0	0-0	0-0	0	0	0	0	0	0	2	
22	B. McLimans	0-2	0-1	2-2	2-0	2	2	2	0	2	1	13	
32	C. Person	0-0	0-0	0-0	0-0	0	0	0	0	0	0	2	
45	C. Christian	0-0	0-0	0-0	0-4	4	0	0	0	1	0	13	
<b>TEAM</b>		3-3		6									
<b>TOTALS</b>		22-50	7-22	15-21	13-32	45	14	66	12	12	3	6	200
<b>TOTAL FG%:</b>		1st: 12-25 .480		2nd: 10-25 .400		Game: 22-50 .440							
<b>3-PT FG%:</b>		1st: 6-13 .462		2nd: 1-9 .111		Game: 7-22 .318							
<b>FT%:</b>		1st: 6-7 .857		2nd: 9-14 .643		Game: 15-21 .714							
		Deadball: 1											


No.	USC-Upstate	FG	3FG	FT	O-D	TOT F	TP	A	TO	B	S	MIN	
12	R. Glenn, f (fo)	1-2	0-0	2-2	4-1	5	5	4	0	1	0	13	
21	M. Uzochukwu, f	1-2	0-0	0-0	0-2	2	1	2	0	1	0	20	
20	J. Chavis, g	0-10	0-5	0-0	1-3	4	1	0	2	0	0	27	
25	T. Dukes, g	2-9	1-5	0-0	0-1	1	0	5	0	0	0	22	
33	C. Cook, g	1-6	0-2	4-4	0-2	2	2	6	1	1	1	19	
1	S. Porchea	0-0	0-0	0-0	1-0	1	1	0	0	0	0	7	
4	C. Hash	0-4	0-3	0-0	0-0	0	1	0	0	0	0	11	
11	M. Sloan	2-6	1-3	0-0	0-0	0	2	5	0	2	0	17	
23	T. Craig	1-5	1-3	1-4	0-1	1	1	4	0	3	0	18	
32	C. Rogers	3-6	1-3	0-0	3-6	9	3	7	0	1	0	25	
34	B. Olumuyiwa	1-4	0-0	0-1	1-2	3	2	2	0	3	1	21	
<b>TEAM</b>		2-2		4									
<b>TOTALS</b>		12-54	4-24	7-11	12-20	32	19	35	3	12	2	5	200
<b>TOTAL FG%:</b>		1st: 6-26 .231		2nd: 6-28 .214		Game: 12-54 .222							
<b>3-PT FG%:</b>		1st: 3-14 .214		2nd: 1-10 .100		Game: 4-24 .167							
<b>FT%:</b>		1st: 3-4 .750		2nd: 4-7 .571		Game: 7-11 .636							
		Deadball: 2											

**Technical Fouls:** None  
**Foul Out:** U-M - None; USC-Upstate - Glenn (2nd, 4:55)  
**Officials:** Mark Whitehead, Tim Higgins, Brian Dorsey  
**Attendance:** 7,632  
**Score by Half**  
 Michigan..... 36-30 66  
 USC-Upstate..... 18-17 35

No.	Michigan	FG	3FG	FT	O-D	TOT F	TP	A	TO	B	S	MIN	
23	E. Smotrycz, f	4-6	3-5	3-4	0-7	7	4	14	0	2	0	22	
52	J. Morgan, f	5-8	0-0	2-4	4-4	8	3	12	0	1	0	24	
0	Z. Novak, g	2-7	2-5	0-0	1-7	8	1	6	2	0	2	31	
4	D. Morris, g	2-6	0-0	2-2	0-3	3	1	6	11	3	0	33	
10	T. Hardaway Jr, g	4-10	1-2	0-0	2-0	2	2	9	3	0	0	17	
1	S. Douglass	2-4	1-2	0-0	0-1	1	1	5	3	0	0	18	
5	E. Akunne	1-1	0-0	0-0	0-0	0	0	2	0	0	0	2	
11	D. Ervin II	0-0	0-0	0-0	0-0	0	0	0	0	0	0	1	
13	M. Vogrich	2-4	1-2	1-2	0-1	1	2	6	0	3	0	17	
15	J. Horford	1-1	0-0	0-0	1-0	1	0	2	0	0	0	4	
20	J. Bartelstein	0-0	0-0	0-0	0-0	0	0	0	0	0	0	2	
22	B. McLimans	2-5	0-1	0-0	0-3	3	3	4	0	1	0	12	
32	C. Person	0-0	0-0	1-2	0-0	0	0	1	1	0	0	2	
45	C. Christian	1-2	0-0	0-0	2-4	6	1	2	0	3	0	15	
<b>TEAM</b>		0-3		3									
<b>TOTALS</b>		26-54	8-17	9-14	10-33	43	19	69	20	13	2	5	200
<b>TOTAL FG%:</b>		1st: 15-27 .556		2nd: 11-27 .407		Game: 26-54 .481							
<b>3-PT FG%:</b>		1st: 6-11 .545		2nd: 2-6 .333		Game: 8-17 .471							
<b>FT%:</b>		1st: 3-5 .600		2nd: 6-9 .667		Game: 9-14 .643							
		Deadball: 2											

No.	BGSU	FG	3FG	FT	O-D	TOT F	TP	A	TO	B	S	MIN
10	S. Thomas, f	2-8	1-5	3-8	5-4	9	2	8	3	1	0	30
33	D. McElroy, f	1-5	0-1	2-2	1-5	6	3	4	0	2	0	28
35	C. Black, c	1-4	0-0	2-2	0-4	4	3	4	0	1	1	24
1	J. Crawford, g	1-3	0-1	0-0	0-1	1	2	2	2	0	1	14
3	L. Kraus, g	0-4	0-3	0-0	0-1	1	2	0	1	2	0	14
4	W. Roberts	0-0	0-0	0-0	0-0	0	0	0	0	0	0	1
12	J. Erger	0-0	0-0	0-0	0-0	0	0	0	0	0	0	1
14	J. Jakubowski	1-3	0-0	2-2	0-1	1	2	4	0	1	0	28
5	A. Calhoun	6-15	1-3	3-3	2-1	3	1	16	0	1	1	21
12	D. Brown	4-12	0-1	4-6	0-3	3	1	12	2	0	1	32
23	C. Sealey	0-0	0-0	0-0	0-0	0	0	0	0	0	0	6
44	M. Dabney	0-0	0-0	0-0	0-0	0	0	0	0	0	0	1
<b>TEAM</b>		1-1		2								
<b>TOTALS</b>		16-54	2-14	16-23	9-21	30	20					

# 2010-11 BOX SCORES



Darius Morris led U-M with 21 points on 8-for-10 shooting from the floor, while adding 10 assists for his first career double-double against Gardner-Webb.

Stu Douglass came off the bench to score 11 points as he was 3-for-6 from long range, while adding two assists and two steals in the heartbreaking loss to Syracuse.

Darius Morris finished with 20 points, seven rebounds and four assists in the loss to UTEP, but earned All-Tournament Honors for his play.

**M** **GAME 3**  
**MICHIGAN: 80**  
**Gardner-Webb: 58**  
 November 21, 2010 • Crisler Arena  
 Ann Arbor, Mich. • BigTenNetwork.com

**M** **GAME 4** **S**  
**MICHIGAN: 50**  
**9/10 Syracuse: 53**  
 November 26, 2010 • Boardwalk Hall  
 Atlantic City, N.J. • HDNet

**M** **GAME 5** **UTEP**  
**MICHIGAN: 56**  
**UTEP: 65**  
 November 27, 2010 • Boardwalk Hall  
 Atlantic City, N.J. • HDNet

No.	Michigan	FG	3FG	FT	O-D	TOT	F	TP	A	TO	B	S	MIN
23	E. Smotrycz, f	3-6	1-2	0-0	0-3	3	0	7	2	2	1	1	20
52	J. Morgan, f	9-11	0-0	2-2	6-2	8	1	20	0	2	0	0	21
0	Z. Novak, g	0-4	0-3	0-0	0-6	6	4	0	1	1	0	0	19
4	D. Morris, g	8-10	2-2	3-3	0-2	2	0	21	10	1	0	1	30
10	T. Hardaway Jr, g	6-9	2-3	1-1	1-2	3	2	15	4	2	0	1	24
1	S. Douglass	4-8	2-5	0-0	2-2	4	0	10	0	1	0	1	27
5	E. Akunne	1-1	1-1	0-0	0-1	1	0	3	1	0	0	0	5
11	D. Ervin II	0-0	0-0	0-0	0-0	0	0	0	0	0	0	0	1
13	M. Vogrich	0-3	0-3	0-0	1-2	3	0	0	1	0	0	0	12
15	J. Horford	0-2	0-0	0-0	1-3	4	3	0	0	1	0	0	9
20	J. Bartelstein	0-2	0-1	0-0	0-0	0	0	0	0	0	0	0	4
22	B. McLimans	2-4	0-2	0-0	0-0	0	0	4	0	1	0	1	10
32	C. Person	0-0	0-0	0-0	0-0	0	1	0	0	2	0	0	3
45	C. Christian	0-3	0-0	0-2	2-4	6	1	0	0	1	0	0	15
<b>TEAM</b>				2-3		5							
<b>TOTALS</b>		33-63		8-22		6-8		15-30		45		12 80 19 14 1 5 200	
<b>TOTAL FG%:</b>		1st: 17-31		.548		2nd: 16-32		.500		Game: 33-63		.524	
<b>3-PT FG%:</b>		1st: 3-9		.333		2nd: 5-13		.385		Game: 8-22		.364	
<b>FT%:</b>		1st: 4-4		1.000		2nd: 2-4		.500		Game: 6-8		.750	
												Deadball: 2	

No.	Michigan	FG	3FG	FT	O-D	TOT	F	TP	A	TO	B	S	MIN
23	E. Smotrycz, f	2-10	2-7	0-0	1-4	5	3	6	1	0	1	1	28
52	J. Morgan, f	5-10	0-0	1-2	3-5	8	4	11	2	0	1	1	32
0	Z. Novak, g	1-5	1-4	0-0	1-3	4	3	3	0	0	0	1	25
4	D. Morris, g	3-10	0-4	0-0	0-3	3	3	6	6	4	0	1	34
10	T. Hardaway Jr, g	3-12	1-8	1-2	1-3	4	2	8	2	0	2	3	31
1	S. Douglass	4-7	3-6	0-0	2-2	1	1	11	1	1	0	0	24
13	M. Vogrich	1-2	1-2	0-0	2-1	3	0	3	0	0	0	0	11
15	J. Horford	0-0	0-0	0-0	1-1	1	0	0	0	0	0	0	2
22	B. McLimans	1-5	0-1	0-0	2-1	3	1	2	0	0	0	0	7
45	C. Christian	0-1	0-0	0-0	1-0	1	2	0	0	0	0	0	6
<b>TEAM</b>				2-1		3							
<b>TOTALS</b>		20-62		8-32		2-4		13-24		37		19 50 11 9 1 6 200	
<b>TOTAL FG%:</b>		1st: 12-34		.353		2nd: 8-28		.286		Game: 20-62		.323	
<b>3-PT FG%:</b>		1st: 6-20		.300		2nd: 2-12		.167		Game: 8-32		.250	
<b>FT%:</b>		1st: 1-2		.500		2nd: 1-2		.500		Game: 2-4		.500	
												Deadball: 1	


No.	Michigan	FG	3FG	FT	O-D	TOT	F	TP	A	TO	B	S	MIN
23	E. Smotrycz, f	1-4	1-3	1-2	0-0	2	4	0	2	4	0	0	10
52	J. Morgan, f	2-5	0-0	2-3	3-2	5	4	6	1	2	0	0	21
0	Z. Novak, g	1-5	1-4	7-8	1-4	5	3	10	0	1	0	1	37
4	D. Morris, g	8-11	1-2	3-5	0-7	7	2	20	4	3	0	3	35
10	T. Hardaway Jr, g	1-8	0-5	4-6	2-2	4	1	6	0	2	0	0	26
1	S. Douglass	2-8	2-7	0-0	0-4	4	2	6	0	3	0	0	37
5	E. Akunne	0-0	0-0	0-0	0-0	0	0	0	0	0	0	0	1
13	M. Vogrich	0-3	0-2	0-0	1-0	1	0	0	0	0	0	1	13
15	J. Horford	0-3	0-2	2-2	0-1	1	0	2	0	0	1	0	4
22	B. McLimans	1-5	0-4	0-0	0-1	1	1	2	0	0	1	0	8
45	C. Christian	0-1	0-0	0-0	2-0	2	0	0	0	1	0	0	8
<b>TEAM</b>				1-0		1							
<b>TOTALS</b>		16-53		5-29		19-26		10-21		31		15 56 5 12 2 5 200	
<b>TOTAL FG%:</b>		1st: 9-25		.360		2nd: 7-28		.250		Game: 16-53		.302	
<b>3-PT FG%:</b>		1st: 2-14		.143		3-15		.200		Game: 5-29		.172	
<b>FT%:</b>		1st: 9-13		.692		2nd: 10-13		.769		Game: 19-26		.731	
												Deadball: 2	

No.	Gardner-Webb	FG	3FG	FT	O-D	TOT	F	TP	A	TO	B	S	MIN
5	S. Johnson, f	3-8	0-0	1-2	1-1	2	2	7	0	1	1	1	22
54	M. Byron, c	1-1	0-0	1-2	1-2	3	2	3	1	0	0	0	19
4	L. Davis, g	1-4	1-3	1-2	0-1	1	1	4	6	4	0	0	32
15	L. Buggs, g	2-10	0-3	0-0	1-2	3	1	4	2	3	0	2	25
35	J. Moore, g	3-10	3-8	0-0	0-1	1	2	9	1	2	0	2	31
3	D. Brown	2-6	2-5	1-2	0-2	2	0	7	1	0	0	1	11
11	B. Burrell	0-0	0-0	0-0	0-0	0	0	0	0	0	0	0	3
23	L. Engelken	0-0	0-0	0-0	0-0	0	0	0	1	0	0	1	3
24	B. McNair	5-9	2-5	2-2	0-1	1	2	14	0	1	1	1	18
31	S. Butler	2-4	0-0	0-0	1-1	2	2	4	0	1	1	0	13
33	K. Manley	0-0	0-0	0-0	0-1	1	0	0	0	0	0	0	3
34	J. Henley	3-4	0-0	0-0	2-3	5	2	6	0	1	0	0	20
<b>TEAM</b>				2-0		2							
<b>TOTALS</b>		22-56		8-24		6-10		8-15		23		14 58 12 13 3 8 200	
<b>TOTAL FG%:</b>		1st: 8-26		.308		2nd: 14-30		.467		Game: 22-56		.393	
<b>3-PT FG%:</b>		1st: 2-10		.200		2nd: 6-14		.429		Game: 8-24		.333	
<b>FT%:</b>		1st: 1-2		.500		2nd: 5-8		.625		Game: 6-10		.600	
												Deadball: 0	

No.	Syracuse	FG	3FG	FT	O-D	TOT	F	TP	A	TO	B	S	MIN
00	R. Jackson, f	5-10	0-0	0-1	3-9	12	0	10	1	1	2	0	38
32	K. Joseph, f	8-14	3-6	3-5	1-4	5	2	22	1	5	0	2	37
51	F. Melo, c	0-0	0-0	0-0	0-0	0	0	0	0	0	0	0	4
11	S. Jardine, g	2-10	2-4	5-6	1-3	4	1	11	5	4	1	1	37
20	B. Triche, g	3-7	0-2	0-0	2-1	3	3	6	4	4	0	1	26
3	D. Waiters	1-5	0-2	0-1	0-0	0	1	2	0	0	0	1	17
5	C.J. Fair	1-2	0-0	0-0	0-0	0	0	2	0	0	0	0	10
12	B.M. Keita	0-0	0-0	0-2	1-8	9	2	0	0	0	2	0	26
43	J. Southerland	0-0	0-0	0-0	0-1	1	0	0	0	0	0	0	5
<b>TEAM</b>				1-4		5							
<b>TOTALS</b>		20-48		5-14		8-15		9-30		39		9 53 11 14 5 5 200	
<b>TOTAL FG%:</b>		1st: 12-28		.429		2nd: 8-20		.400		Game: 20-48		.417	
<b>3-PT FG%:</b>		1st: 3-9		.333		2nd: 2-5		.400		Game: 5-14		.357	
<b>FT%:</b>		1st: 2-3		.667		2nd: 6-12		.500		Game: 8-15		.533	
												Deadball: 2	

No.	UTEP	FG	3FG	FT	O-D	TOT	F	TP	A	TO	B	S	MIN
23	G. McCulley, f	2-4	0-0	0-0	0-1	1	2	4	1	0	0	0	21
34	J. Williams, f	3-10	0-2	2-3	3-7	10	0	8	1	2	1	0	29
32	C. Britten, c	0-3	0-0	0-0	0-2	2	4	0	1	1	0	0	7
5	J. Stone, g	5-5	0-0	0-0	0-5	5	1	10	4	1	0	0	33
41	C. Polk, g	1-8	0-5	0-0	2-4	6	2	2	7	3	0	1	31
3	R. Culpepper	10-16	3-7	1-1	0-3	3	3	24	1	1	0	3	30
13	W. Portlatin (fo)	2-2	0-0	1-2	2-2	4	5	5	0	3	0	0	12
20	I. Gordan	1-1	0-0	0-0	0-1	1	1	2	1	0	0	0	9
21	J. Bohannon	4-5	0-0	2-3	0-7	7	3	10					

2010-11 BOX SCORES



Evan Smotrycz helped U-M to its first Big Ten/ACC Challenge road win after his 18 points, six rebound and one assist night at Clemson

Stu Douglass came off the bench to score a game-high 19 points, as he cracked into U-M's all-time top10 for three-pointers after draining five against Harvard.

Jordan Morgan closed the game with 23 points, eight rebounds leading four Wolverines scoring in double figures in the win over Concordia.

**M** **GAME 6** **MICHIGAN: 69** **Clemson: 61**  
November 30, 2010 • Littlejohn Coliseum  
Clemson, S.C. • ESPN2

No.	Michigan	FG	3FG	FT	O-D	TOT F	TP	A	TO	B	S	MIN	
23	E. Smotrycz, f	6-7	2-2	4-5	4-2	6	2	18	1	1	0	25	
52	J. Morgan, f	4-6	0-0	0-0	2-4	6	2	8	0	1	0	22	
0	Z. Novak, g	3-8	2-6	1-4	0-5	5	3	9	2	2	0	33	
4	D. Morris, g	3-9	0-2	7-8	1-6	7	2	13	8	4	0	39	
10	T. Hardaway Jr, g	3-8	2-6	7-9	0-4	4	1	15	0	2	0	30	
1	S. Douglass	1-4	0-0	0-2	0-2	2	3	2	1	3	0	1	22
13	M. Vogrich	1-4	0-2	0-0	0-0	0	0	2	0	0	0	10	
15	J. Horford	1-2	0-1	0-0	0-2	2	2	2	0	0	1	5	
22	B. McLimans	0-1	0-1	0-0	0-0	0	3	0	1	0	0	7	
45	C. Christian	0-0	0-0	0-0	1-1	2	0	0	0	0	0	7	
<b>TEAM</b>					1-0	1				1			
<b>TOTALS</b>		22-49	6-20	19-28	9-26	35	18	69	13	14	1	6	200
<b>TOTAL FG%:</b>	1st:	15-25	.600	2nd:	7-24	.292	Game:	22-49	.449				
<b>3-PT FG%:</b>	1st:	3-10	.300	2nd:	3-10	.300	Game:	6-20	.300				
<b>FT%:</b>	1st:	7-11	.636	2nd:	12-17	.706	Game:	19-28	.679				
												Deadball: 3, 1	

**M** **GAME 7** **MICHIGAN: 65** **Harvard: 62**  
December 4, 2010 • Crisler Arena  
Ann Arbor, Mich. • BigTenNetwork.com

No.	Michigan	FG	3FG	FT	O-D	TOT F	TP	A	TO	B	S	MIN	
23	E. Smotrycz, f	0-5	0-3	0-0	2-1	3	0	0	0	0	0	16	
52	J. Morgan, f	3-5	0-0	1-3	5-1	6	3	7	3	2	9	25	
0	Z. Novak, g	4-11	2-6	2-3	0-11	11	1	12	1	2	0	37	
4	D. Morris, g	6-10	0-2	1-2	1-4	5	1	13	5	4	0	1	37
10	T. Hardaway Jr, g	1-7	1-6	0-0	0-1	1	2	3	0	2	0	23	
1	S. Douglass	7-10	5-7	0-0	2-2	4	1	19	2	2	0	33	
13	M. Vogrich	2-3	2-2	1-2	0-1	1	1	7	0	1	0	18	
22	B. McLimans	2-2	0-0	0-0	1-0	1	1	4	0	1	0	7	
45	C. Christian	0-0	0-0	0-0	0-0	0	2	0	0	1	0	4	
<b>TEAM</b>					0-4	4							
<b>TOTALS</b>		25-53	10-26	5-10	11-25	36	12	65	11	14	1	2	200
<b>TOTAL FG%:</b>	1st:	10-27	.370	2nd:	15-26	.577	Game:	25-53	.472				
<b>3-PT FG%:</b>	1st:	4-14	.286	2nd:	6-12	.500	Game:	10-26	.385				
<b>FT%:</b>	1st:	1-2	.500	2nd:	4-8	.500	Game:	5-10	.500				
												Deadball: 1	

**M** **GAME 8** **MICHIGAN: 86** **Concordia: 65**  
December 6, 2010 • Crisler Arena  
Ann Arbor, Mich. • Big Ten Network

No.	Michigan	FG	3FG	FT	O-D	TOT F	TP	A	TO	B	S	MIN	
23	E. Smotrycz, f	1-5	0-3	0-0	0-0	0	0	0	2	2	0	0	11
52	J. Morgan, f	10-15	0-0	3-5	4-4	8	4	23	1	2	0	1	26
0	Z. Novak, g	4-10	2-5	2-3	5-9	14	0	12	2	1	0	0	36
4	D. Morris, g	8-15	1-3	2-3	0-2	2	0	0	19	12	2	0	36
10	T. Hardaway Jr, g	3-9	0-4	2-2	2-5	7	1	8	0	1	0	0	23
1	S. Douglass	5-9	3-4	0-1	1-3	4	2	13	0	1	0	1	30
5	E. Akunne	0-0	0-0	0-0	0-1	1	1	0	0	0	0	3	
13	M. Vogrich	3-4	1-2	0-0	1-3	4	2	7	0	1	0	2	18
20	J. Bartelstein	0-0	0-0	0-0	0-0	0	0	0	0	0	0	0	1
22	B. McLimans	1-4	0-2	0-0	1-2	3	0	2	1	0	1	10	
32	C. Person	0-0	0-0	0-2	0-0	0	0	0	0	0	0	0	1
45	C. Christian	0-1	0-0	0-0	1-1	2	0	0	0	0	0	5	
<b>TEAM</b>					0-1	1							
<b>TOTALS</b>		35-72	7-23	9-16	15-31	46	10	86	18	8	1	6	200
<b>TOTAL FG%:</b>	1st:	17-37	.459	2nd:	18-35	.514	Game:	35-72	.486				
<b>3-PT FG%:</b>	1st:	3-11	.273	2nd:	4-12	.333	Game:	7-23	.304				
<b>FT%:</b>	1st:	5-6	.833	2nd:	4-10	.400	Game:	9-16	.563				
												Deadball: 1	

No.	Clemson	FG	3FG	FT	O-D	TOT F	TP	A	TO	B	S	MIN	
31	D. Booker, f	1-5	0-1	0-0	2-7	9	4	2	1	3	0	0	20
45	J. Grant, f	3-8	0-0	3-4	5-6	11	1	9	0	0	1	0	21
2	D. Stitt, g	4-14	1-7	2-4	0-3	3	4	11	3	0	0	0	32
5	T. Smith, g	1-7	0-5	0-0	1-1	2	4	2	2	5	2	1	30
11	A. Young, g	5-9	4-7	0-0	3-3	6	0	14	0	1	0	0	36
1	N. Johnson	2-5	2-4	0-0	0-1	1	1	6	1	0	0	0	13
3	Z. Anderson	0-0	0-0	0-0	0-0	0	1	0	1	0	0	0	3
12	C. Stanton	4-7	0-2	1-2	0-0	4	9	1	0	0	0	4	20
21	B. Narcisse	0-1	0-1	0-0	0-1	1	0	0	0	1	1	0	5
24	M. Jennings	3-7	0-2	2-3	1-2	3	2	8	0	1	0	0	20
<b>TEAM</b>					2-0								
<b>TOTALS</b>		23-63	7-29	8-13	14-24	38	21	61	9	11	4	5	200
<b>TOTAL FG%:</b>	1st:	8-29	.276	2nd:	15-34	.441	Game:	23-63	.365				
<b>3-PT FG%:</b>	1st:	1-9	.111	2nd:	6-20	.300	Game:	7-29	.241				
<b>FT%:</b>	1st:	7-12	.583	2nd:	1-1	1.000	Game:	8-13	.615				
												Deadball: 4	

No.	Harvard	FG	3FG	FT	O-D	TOT F	TP	A	TO	B	S	MIN	
12	J. Georgatos, f	1-2	0-0	0-0	0-1	1	1	2	0	0	0	0	6
44	K. Wright, f	8-16	0-0	2-4	5-7	12	4	18	2	5	1	1	35
10	B. Curry, g	3-6	1-3	2-2	1-2	3	4	9	2	3	0	0	35
11	O. McNally, g	1-4	0-2	1-1	0-4	4	2	3	6	1	0	1	37
15	C. Webster, g	4-11	3-9	4-4	1-2	3	1	15	1	2	0	1	38
00	L. Rivard	5-10	5-9	0-0	1-4	5	3	15	0	0	1	33	
20	A. Van Nest	0-2	0-2	0-0	0-1	1	1	0	0	0	0	1	5
30	K. Casey	0-2	0-0	0-0	0-0	0	0	0	0	0	0	7	
45	E. Rouse	0-1	0-1	0-0	0-0	0	0	0	0	0	0	4	
<b>TEAM</b>					1-0	1							
<b>TOTALS</b>		22-54	9-26	9-11	9-21	30	16	62	11	11	1	5	200
<b>TOTAL FG%:</b>	1st:	12-28	.429	2nd:	10-26	.385	Game:	22-54	.407				
<b>3-PT FG%:</b>	1st:	5-13	.385	2nd:	4-13	.308	Game:	9-26	.346				
<b>FT%:</b>	1st:	3-3	1.000	2nd:	6-8	.750	Game:	9-11	.818				
												Deadball: 0	

No.	Concordia	FG	3FG	FT	O-D	TOT F	TP	A	TO	B	S	MIN	
32	R. Walton, f	3-6	0-0	0-0	1-6	7	4	6	1	1	0	0	22
33	R. Holmes, f	13-19	1-2	2-6	2-3	5	4	29	1	0	0	1	29
4	J. Schaeffer, g	2-5	0-3	0-0	1-0	1	0	4	3	1	0	1	20
10	A. Cook, g	3-6	3-6	0-0	0-3	3	0	9	1	0	0	0	20
23	M. Williams, g	0-8	0-4	2-2	0-6	6	2	2	2	1	0	1	26
3	T. Lovachis	0-2	0-1	0-0	0-1	1	0	0	0	0	0	0	3
5	A. Patrick	1-3	0-1	0-0	0-6	6	2	2	6	0	0	1	23
12	C. McMullen	4-8	3-5	0-0	1-0	1	1	11	1	0	0	0	22
14	N. Hand	1-2	0-1	0-0	0-2	2	3	2	2	1	1	0	11
15	B. Evans	0-0	0-0	0-0	0-1	1	0	0	0	0	0	0	4
20	A. Olsen	0-1	0-1	0-0	0-0	0	0	0	0	0	0	0	6
22	Z. Koerner	0-1	0-1	0-0	0-0	0	0	0	0	0	0	0	3
40	K. Buursma	0-1	0-0	0-0	0-0	0	1	0	0	0	0	0	3
50	J. Simmons	0-1	0-0	0-0	0-0	0	0	0	0	0	0	0	8
<b>TEAM</b>					1-0	1	</						

# 2010-11 BOX SCORES



Darius Morris posted his third double-double of the season with 19 points, 10 assists (with one turnover), three rebounds and four steals in win over Utah.



Jon Horford came off the bench to spark U-M scoring nine points and grabbing nine rebounds in 15 minutes of action in the win over N.C. Central.



Zack Novak recorded his third double-double of the season with 13 points, 12 rebounds in the Wolverines win over Oakland.

**M** **GAME 9**  
**MICHIGAN: 75**  
**Utah: 64**  
 December 10, 2010 • Crisler Arena  
 Ann Arbor, Mich. • Big Ten Network

No.	Michigan	FG	3FG	FT	O-D	TOT F	TP	A	TO	B	S	MIN
23	E. Smotrycz, f	0-0	0-0	0-0	0	2	0	1	3	0	0	10
52	J. Morgan, f	4-8	0-0	3-3	3-1	4	4	11	1	0	0	17
0	Z. Novak, g	3-7	1-4	4-4	1-8	9	3	11	0	0	0	34
4	D. Morris, g	7-13	1-2	4-6	1-2	3	0	19	1	0	4	38
10	T. Hardaway Jr, g	6-13	3-6	2-2	1-2	3	3	17	1	2	0	30
1	S. Douglass	2-8	0-4	0-0	0-4	4	3	4	1	0	1	21
5	E. Akunne	0-1	0-1	0-0	0-0	0	0	0	0	0	0	6
13	M. Vogrich	3-4	2-2	0-0	0-1	1	0	8	0	0	0	19
15	J. Horford	2-4	1-2	0-1	0-5	5	3	5	1	1	1	16
22	B. McLimans	0-1	0-1	0-0	0-1	1	0	0	2	0	0	6
45	C. Christian	0-0	0-0	0-0	0-0	0	0	0	0	0	0	3
<b>TEAM</b>						1-1		2				
<b>TOTALS</b>		27-59	8-22	13-16	7-25	32	18	75	17	8	4	200
<b>TOTAL FG%:</b>		1st: 15-32 .469	2nd: 12-27 .444	Game: 27-59 .458								
<b>3-PT FG%:</b>		1st: 3-10 .300	2nd: 5-12 .417	Game: 8-22 .364								
<b>FT%:</b>		1st: 6-8 .750	2nd: 7-8 .875	Game: 13-16 .813								
		Deadball: 1										

No.	Utah	FG	3FG	FT	O-D	TOT F	TP	A	TO	B	S	MIN
1	Jay Watkins, f	5-8	0-0	7-10	3-4	7	2	17	1	0	0	33
21	W. Clyburn, f	4-9	3-5	0-0	0-8	8	2	11	1	4	0	37
42	J. Washburn, c	4-5	0-0	0-0	0-4	4	4	8	1	1	2	22
0	C. Hines, g	4-7	3-5	0-1	1-2	3	2	11	1	2	0	28
15	Josh Watkins, g	4-17	0-3	0-2	2-2	4	4	8	5	5	0	36
2	C. Kupets	3-6	1-2	0-0	0-4	4	4	7	0	1	0	13
10	A. Dimaria	0-0	0-0	0-0	0-0	0	0	0	0	0	0	3
32	S. Glover	1-3	0-1	0-0	0-2	2	0	2	0	1	0	11
51	D. Foster	0-0	0-0	0-0	1-0	1	2	0	0	2	0	17
<b>TEAM</b>						3-1		4				
<b>TOTALS</b>		25-55	7-16	7-13	10-27	37	20	64	9	16	2	200
<b>TOTAL FG%:</b>		1st: 9-24 .375	2nd: 16-31 .516	Game: 25-55 .455								
<b>3-PT FG%:</b>		1st: 3-8 .375	2nd: 4-8 .500	Game: 7-16 .438								
<b>FT%:</b>		1st: 1-4 .250	2nd: 6-9 .667	Game: 7-13 .537								
		Deadball: 1										

**Technical Fouls:** None  
**Foul Out:** U-M - None; Utah - None  
**Officials:** Mike Kitts, Mark Whitehead, Eric Curry  
**Attendance:** 9,634  
**Score by Half**  
 Michigan..... 39-36 75  
 Utah..... 22-42 64

**M** **GAME 10**  
**MICHIGAN: 64**  
**N.C. Central: 44**  
 December 14, 2010 • Crisler Arena  
 Ann Arbor, Mich. • Big Ten Network

No.	Michigan	FG	3FG	FT	O-D	TOT F	TP	A	TO	B	S	MIN
23	E. Smotrycz, f	3-7	2-5	2-2	0-2	2	3	10	2	1	0	19
52	J. Morgan, f	2-3	0-0	0-0	1-5	6	3	4	1	1	0	19
0	Z. Novak, g	3-8	1-4	2-2	1-3	4	1	9	1	0	0	32
4	D. Morris, g	6-11	0-1	0-0	0-1	1	3	12	3	1	0	29
10	T. Hardaway Jr, g	3-9	2-8	3-4	1-3	4	0	11	4	0	0	30
1	S. Douglass	2-9	2-7	0-0	0-4	4	0	6	2	1	0	24
5	E. Akunne	0-0	0-0	0-1	0-1	1	0	0	1	0	0	4
13	M. Vogrich	0-3	0-3	0-0	0-1	1	0	0	0	0	0	16
15	J. Horford	3-3	0-0	3-4	7-2	9	4	9	0	1	0	15
20	J. Bartelstein	0-1	0-0	0-1	1-0	1	0	0	0	0	0	2
22	B. McLimans	1-1	1-1	0-0	1-0	1	1	3	0	0	0	6
45	C. Christian	0-1	0-0	0-0	2-0	2	1	0	0	0	0	4
<b>TEAM</b>						0-1		1				
<b>TOTALS</b>		23-56	8-29	10-14	14-23	37	17	64	14	7	1	200
<b>TOTAL FG%:</b>		1st: 8-28 .286	2nd: 15-28 .536	Game: 23-56 .411								
<b>3-PT FG%:</b>		1st: 2-16 .125	2nd: 6-13 .462	Game: 8-29 .276								
<b>FT%:</b>		1st: 5-6 .833	2nd: 5-8 .625	Game: 10-14 .714								
		Deadball: 0										

No.	N.C. Central	FG	3FG	FT	O-D	TOT F	TP	A	TO	B	S	MIN
35	N. Chasten, f	1-3	0-0	0-0	1-3	4	1	2	0	3	0	22
42	D. Manns, f	2-3	0-0	2-2	2-0	2	2	6	0	0	0	13
3	L. Clement, g	4-13	3-9	4-4	1-5	6	0	15	0	1	0	31
5	J. Leemow, g	2-4	0-0	1-2	2-2	2	1	5	2	1	1	29
12	C.J. Wilkerson, g	1-9	0-4	5-6	1-2	3	4	7	1	4	0	35
1	M. Glasker	0-1	0-1	0-0	0-1	1	0	0	0	1	0	7
10	M. Graham	1-2	0-0	0-0	1-0	1	0	2	1	0	0	3
13	D. Best	2-6	0-0	0-0	4-3	7	1	4	0	3	0	25
20	J. Nicely	0-1	0-0	0-0	1-0	1	0	0	0	0	0	8
21	P.J. Taylor	0-0	0-0	0-1	0-0	0	0	2	0	0	0	4
22	D. Sims	1-2	1-2	0-0	0-0	0	0	3	0	1	0	11
34	M. Fitzgerald	0-2	0-0	0-0	0-4	4	3	0	0	0	0	12
<b>TEAM</b>						0-2		2				
<b>TOTALS</b>		14-46	4-16	12-15	11-22	33	14	44	4	15	2	200
<b>TOTAL FG%:</b>		1st: 7-23 .304	2nd: 7-23 .304	Game: 14-46 .304								
<b>3-PT FG%:</b>		1st: 2-8 .250	2nd: 2-8 .250	Game: 4-16 .250								
<b>FT%:</b>		1st: 3-4 .750	2nd: 9-11 .818	Game: 12-15 .800								
		Deadball: 1, 1										

**Technical Fouls:** None  
**Foul Out:** U-M - None; N.C. Central - None  
**Officials:** Mike Eades, Rick Hartzell, Glenn Mayborg  
**Attendance:** 8,740  
**Score by Half**  
 Michigan..... 23-41 64  
 N.C. Central..... 19-25 44

**M** **GAME 11**  
**MICHIGAN: 69**  
**Oakland: 51**  
 December 18, 2010 • Crisler Arena  
 Ann Arbor, Mich. • ESPN3.com

No.	Michigan	FG	3FG	FT	O-D	TOT F	TP	A	TO	B	S	MIN
23	E. Smotrycz, f	3-8	1-5	0-0	0-0	0	1	7	2	1	1	20
52	J. Morgan, f	2-7	0-0	1-2	5-6	11	4	5	2	2	0	18
0	Z. Novak, g	3-7	1-3	6-6	0-12	12	2	13	4	3	0	38
4	D. Morris, g	7-14	1-3	3-5	0-2	2	3	18	5	4	0	34
10	T. Hardaway Jr, g	3-9	1-3	3-3	0-4	4	0	10	1	0	1	28
1	S. Douglass	3-4	1-1	0-0	0-3	3	2	7	1	1	0	28
13	M. Vogrich	2-3	1-2	0-0	0-0	0	0	5	1	0	0	12
15	J. Horford	2-4	0-0	0-0	2-4	6	3	4	1	1	3	17
22	B. McLimans	0-0	0-0	0-0	0-0	0	1	0	0	0	0	5
<b>TEAM</b>						0-2		2				
<b>TOTALS</b>		25-56	6-19	13-16	7-33	40	16	69	17	12	5	200
<b>TOTAL FG%:</b>		1st: 13-30 .433	2nd: 12-26 .462	Game: 25-56 .446								
<b>3-PT FG%:</b>		1st: 3-12 .250	2nd: 3-7 .429	Game: 6-19 .316								
<b>FT%:</b>		1st: 0-0 .000	2nd: 13-16 .813	Game: 13-16 .813								
		Deadball: 0										


No.	Oakland	FG	3FG	FT	O-D	TOT F	TP	A	TO	B	S	MIN
4	W. Hudson, f	4-8	0-0	2-3	3-3	6	2	10	0	1	0	29
34	K. Benson, c	5-8	0-1	1-4	0-7	7	3	11	1	4	2	37
2	L. Wright, g	1-9	0-5	0-0	1-5	6	3	2	3	4	0	35
15	D. Valentine, g	0-4	0-3	1-2	2-2	4	1	1	0	0	0	23
23	R. Hamilton, g	7-17	6-14	3-6	1-0	1	3	23	3	4	0	32
3	T. Badler	1-5	0-4	0-0	0-3	3	1	2	0	0	0	12
12	L. Eackles	0-6	0-2	2-2	3-3	6	4	2	1	0	1	14
32	D. Maynard	0-0	0-0	0-0	0-0	0	1	0	0	0	0	3
33	R. Bass	0-0	0-0	0-0	0-1	1	0	0	1	1	0	9
50	I. Milutinovic	0-3	0-2	0-0	0-1	1	1	1	0	0	0	6
<b>TEAM</b>						2-2		4				
<b>TOTALS</b>		18-60	6-31	9-17	12-27	39	19	51	10	15	4	200
<b>TOTAL FG%:</b>		1st: 9-31 .290	2nd: 9-29 .310	Game: 18-60 .300								
<b>3-PT FG%:</b>		1st: 2-13 .154	2nd: 4-18 .222	Game: 6-31 .194								
<b>FT%:</b>		1st: 1-6 .167	2nd: 8-11 .727	Game: 9-17 .529								
		Deadball: 5										

**Technical Fouls:** U-M - Smotrycz (#23); Oakland - Milutinovic (#50)  
**Foul Out:** U-M - None; Oakland - None  
**Officials:** Ted Valentine, Larry Sciroto, Jim Schipper  
**Attendance:** 9,738  
**Score by Half**  
 Michigan..... 29-40 69  
 Oakland..... 21-30 51

2010-11 BOX SCORES



Darius Morris nearly recorded a triple-double after he had 26 points, 12 assists and six rebounds in the win over Bryant before the holiday break.



Stu Douglass led U-M with 15 points, including three long range buckets, to go along with his two rebounds, two blocks and one assist in 37 minutes of action.



Zack Novak scored all 15 of his points in the second half and knocked down a big three-pointer with 1:44 to help U-M comeback for win over Penn State.

**M** **GAME 12**  
**MICHIGAN: 87**  
**Bryant: 71**  
December 23, 2010 • Crisler Arena  
Ann Arbor, Mich. • Big Ten Network

No.	Michigan	FG	3FG	FT	O-D	TOT	F	TP	A	TO	B	S	MIN
23	E. Smotrycz, f	5-7	4-6	0-0	2-0	2	1	14	3	0	0	0	20
52	J. Morgan, f	1-2	0-0	2-4	3-3	6	0	4	0	0	1	0	27
0	Z. Novak, g	1-3	1-3	0-0	0-4	4	1	3	2	0	0	0	37
4	D. Morris, g	7-16	4-6	8-10	1-5	6	0	26	12	0	0	1	35
10	T. Hardaway Jr, g	6-14	4-8	4-5	1-4	5	1	20	2	1	0	0	27
1	S. Douglass	2-6	1-4	1-2	0-0	0	0	6	1	1	0	1	25
5	E. Akunne	0-0	0-0	0-0	0-0	0	0	0	0	0	0	0	1
13	M. Vogrich	3-6	2-5	0-0	0-1	1	2	8	1	0	0	0	14
15	J. Horford	3-3	0-0	0-1	1-4	5	3	6	0	1	1	0	11
20	J. Bartelstein	0-0	0-0	0-0	0-0	0	0	0	0	0	0	0	1
22	B. McLimans	0-1	0-0	0-0	0-0	0	0	0	0	0	0	0	1
45	C. Christian	0-0	0-0	0-0	0-1	1	0	0	0	0	0	0	1
<b>TEAM</b>						1-1	2						
<b>TOTALS</b>		28-58	16-32	15-22	9-23	32	8	87	21	3	2	2	200
<b>TOTAL FG%:</b>	1st:	15-30	.500	2nd:	13-28	.464	Game:	28-58	.483				
<b>3-PT FG%:</b>	1st:	9-17	.529	2nd:	7-15	.467	Game:	16-32	.500				
<b>FT%:</b>	1st:	6-10	.600	2nd:	9-12	.750	Game:	15-22	.682				
													Deadball: 4

No.	Bryant	FG	3FG	FT	O-D	TOT	F	TP	A	TO	B	S	MIN
15	V. Kondratyev, f	7-10	5-6	1-1	0-5	5	4	20	0	2	1	0	26
23	A. Francis, f	6-14	0-1	5-8	4-5	9	3	17	0	2	1	0	36
33	C. Gresham, f	1-3	1-1	0-0	1-2	3	2	3	1	0	0	0	13
4	F. Dobbs, g	3-10	2-5	0-0	0-8	8	3	8	9	0	0	0	39
11	M. Lee, g	7-15	5-11	0-0	0-1	1	2	19	3	4	0	0	31
1	P. Lo	0-0	0-0	0-0	0-0	0	1	0	0	0	1	0	14
3	M. Chorney	0-0	0-0	0-0	0-0	0	0	0	0	0	0	0	2
4	D. Calandrillo	1-1	0-0	0-0	0-0	0	0	2	0	0	0	0	1
10	R. Jordan	1-3	0-1	0-2	0-1	1	1	2	0	1	0	1	9
12	C. Maynard	0-0	0-0	0-0	0-1	1	1	0	10	0	0	1	16
14	N. Smith	0-0	0-0	0-0	0-0	0	0	0	0	0	0	0	1
22	B. Latham	0-0	0-0	0-0	0-0	0	4	0	1	1	0	0	11
55	J. Harris	0-0	0-0	0-0	0-0	0	0	0	0	0	0	0	1
<b>TEAM</b>						4-1	5						
<b>TOTALS</b>		26-56	13-25	6-11	9-24	33	21	71	15	10	3	2	200
<b>TOTAL FG%:</b>	1st:	12-24	.500	2nd:	14-32	.438	Game:	26-56	.464				
<b>3-PT FG%:</b>	1st:	7-10	.700	2nd:	6-15	.400	Game:	13-25	.520				
<b>FT%:</b>	1st:	4-6	.667	2nd:	2-5	.400	Game:	6-11	.545				
													Deadball: 3

**Technical Fouls:** None  
**Foul Out:** U-M - None; Bryant - None  
**Officials:** Ed Hightower, Lamont Simpson, Gerald Williams  
**Attendance:** 8,758  
**Score by Half**  
Michigan..... 45-42 87  
Bryant..... 35-36 71

**M** **GAME 1B**  
**MICHIGAN: 57**  
**12/11 Purdue: 80**  
December 28, 2010 • Crisler Arena  
Ann Arbor, Mich. • Big Ten Network

No.	Michigan	FG	3FG	FT	O-D	TOT	F	TP	A	TO	B	S	MIN
23	E. Smotrycz, f (fo)	2-3	2-3	0-0	0-0	0	5	6	0	1	1	0	15
52	J. Morgan, f	4-7	0-0	0-0	1-2	3	4	8	0	5	1	1	20
0	Z. Novak, g	1-4	1-3	0-0	1-4	5	1	3	2	3	1	0	30
1	S. Douglass, g	6-10	3-6	0-0	1-1	2	2	15	1	2	2	0	37
10	T. Hardaway Jr, g	3-8	1-2	2-2	1-4	5	1	9	1	2	0	1	27
4	D. Morris	3-14	1-5	2-4	0-4	4	3	9	6	1	0	0	32
5	E. Akunne	0-0	0-0	0-0	0-0	0	0	0	1	0	0	0	1
13	M. Vogrich	0-1	0-1	0-0	0-2	2	0	0	1	0	1	0	18
15	J. Horford	1-5	0-1	2-2	1-3	4	3	4	0	0	1	0	14
20	J. Bartelstein	1-2	1-2	0-0	0-0	0	0	3	0	0	0	0	2
45	C. Christian	0-1	0-0	0-0	1-0	1	0	0	0	0	0	0	3
<b>TEAM</b>						2-2	4						
<b>TOTALS</b>		21-55	9-23	6-8	8-22	30	19	57	12	14	7	2	200
<b>TOTAL FG%:</b>	1st:	9-24	.375	2nd:	12-31	.387	Game:	21-55	.382				
<b>3-PT FG%:</b>	1st:	5-13	.385	2nd:	4-10	.400	Game:	9-23	.391				
<b>FT%:</b>	1st:	3-4	.750	2nd:	3-4	.750	Game:	6-8	.750				
													Deadball: 0

No.	12/11 Purdue	FG	3FG	FT	O-D	TOT	F	TP	A	TO	B	S	MIN
25	J. Johnson, f	6-16	0-0	10-10	3-5	8	0	22	1	0	3	0	35
21	D.J. Bryd, g	0-3	0-3	0-0	0-1	1	1	0	2	0	0	0	22
23	L. Jackson, g	2-5	0-0	0-4	4	4	4	6	2	0	0	0	21
24	R. Smith, g	6-7	5-6	0-0	0-0	0	1	17	0	0	0	1	31
33	E. Moore, g	8-16	3-5	2-4	2-7	9	2	21	4	1	1	2	36
0	T. Johnson	4-6	2-4	0-1	2-3	5	3	10	4	1	0	0	26
2	B. Day	0-0	0-0	0-0	0-0	0	0	0	0	0	0	0	1
12	K. Barlow	2-4	0-0	0-0	1-3	4	3	4	2	2	0	2	20
14	D. Anthrop	0-0	0-0	0-0	0-0	0	0	0	0	0	0	0	1
41	P. Bade	0-0	0-0	0-0	0-0	0	0	0	0	0	0	0	2
50	T. Carroll	0-0	0-0	0-0	0-1	1	0	0	0	0	0	0	2
55	S. Marcius	1-1	0-0	0-0	1-0	1	1	2	0	2	0	0	3
<b>TEAM</b>						1-4	5						
<b>TOTALS</b>		29-59	10-18	12-15	10-28	38	15	80	19	8	4	5	200
<b>TOTAL FG%:</b>	1st:	10-29	.345	2nd:	19-30	.633	Game:	29-59	.492				
<b>3-PT FG%:</b>	1st:	4-11	.364	2nd:	6-7	.857	Game:	10-18	.556				
<b>FT%:</b>	1st:	6-6	1.000	2nd:	6-9	.667	Game:	12-15	.800				
													Deadball: 1

**Technical Fouls:** None  
**Foul Out:** U-M - Smotrycz (2nd, 4:38); Purdue - None  
**Officials:** Ted Valentine, Rick Hartzell, Brian Dorsey  
**Attendance:** 13,751 (sellout)  
**Score by Half**  
Michigan..... 26-31 57  
12/11 Purdue..... 30-50 80

**M** **GAME 14**  
**MICHIGAN: 76**  
**Penn State: 69**  
January 2, 2011 • Crisler Arena  
Ann Arbor, Mich. • Big Ten Network

No.	Michigan	FG	3FG	FT	O-D	TOT	F	TP	A	TO	B	S	MIN
23	E. Smotrycz, f	4-9	2-5	1-1	1-5	6	2	11	0	3	0	0	24
52	J. Morgan, f	5-7	0-0	0-0	1-8	9	2	10	0	0	1	0	31
0	Z. Novak, g	5-6	2-3	3-3	0-4	4	3	15	0	0	0	0	32
4	D. Morris, g	6-10	1-3	7-7	0-1	1	4	20	10	4	0	0	38
10	T. Hardaway Jr, g	1-4	0-3	0-0	1-0	1	2	2	3	2	0	1	21
1	S. Douglass	2-5	2-3	0-0	0-0	0	1	6	3	0	0	0	30
13	M. Vogrich	2-4	1-3	3-3	0-2	2	2	8	1	0	0	1	20
15	J. Horford	2-2	0-0	0-0	0-0	0	1	4	0	1	1	0	4
<b>TEAM</b>						0-1	1						
<b>TOTALS</b>		27-47	8-20	14-14	3-21	24	17	76	17	10	2	2	200
<b>TOTAL FG%:</b>	1st:	13-24	.542	2nd:	14-23	.609	Game:	27-47	.574				
<b>3-PT FG%:</b>	1st:	3-11	.273	2nd:	5-9	.556	Game:	8-20	.400				
<b>FT%:</b>	1st:	2-2	1.000	2nd:	10-10	1.000	Game:	14-14	1.000				
													Deadball: 0

No.	Penn State	FG	3FG	FT	O-D	TOT	F	TP	A	TO	B	S	MIN
15	D. Jackson, f	6-13	2-5	1-1	1-3	4	2	15	1	0	0	0	35
22	A. Jones, f	0-0	0-0	0-0	1-1	2	2	0	1	2	0	0	14
25	J. Brooks, f	6-10	0-1	4-6	2-3	5	1	16	3	2	0	0	37
12	T. Battle, g	11-20	5-12	4-6	1-2	3	3						

# 2010-11 BOX SCORES



Zack Novak dropped in 15 points after hitting five long range buckets, while adding a team-best five rebounds in 37 minutes against Wisconsin.

Tim Hardaway Jr. helped U-M's second half comeback against Kansas with 19 points, seven rebounds, two blocks and two steals before falling in overtime.

Evan Smotrycz finished with 14 points, six rebounds, an assist and a block as the Wolverines rally against No. 2 Ohio State fell just short.

**GAME 15**  
**MICHIGAN: 50**  
at Wisconsin: 66  
January 5, 2011 • Kohl Center  
Madison, Wisc. • Big Ten Network

No.	Michigan	FG	3FG	FT	O-D	TOT F	TP	A	TO	B	S	MIN
23	E. Smotrycz, f	2-5	1-3	0-0	1-1	2	3	5	0	1	0	30
52	J. Morgan, f	1-2	0-0	0-0	0-3	3	3	2	1	1	0	27
0	Z. Novak, g	5-8	5-7	0-0	0-5	5	1	15	1	0	0	37
4	D. Morris, g	3-6	0-1	2-2	0-2	2	4	8	3	4	0	21
10	T. Hardaway Jr, g	3-10	0-3	4-4	0-4	4	3	10	3	0	0	28
1	S. Douglass	1-7	0-4	0-0	1-0	1	3	2	3	1	0	34
5	E. Akunne	0-0	0-0	0-0	0-0	0	0	0	0	0	0	1
13	M. Vogrich	2-3	2-2	0-0	0-1	1	0	6	0	1	0	12
15	J. Horford	0-1	0-0	2-2	0-2	2	1	2	0	1	0	7
20	J. Bartelstein	0-1	0-1	0-0	0-0	0	0	0	0	0	0	1
22	B. McLimans	0-0	0-0	0-0	0-0	0	0	0	0	0	0	1
45	C. Christian	0-0	0-0	0-0	0-0	0	0	0	0	0	0	1
<b>TEAM</b>				0-1		1						
<b>TOTALS</b>		17-43	8-21	8-8	2-19	21	18	50	11	10	0	200
<b>TOTAL FG%:</b>		1st: 10-22	.455	2nd: 7-21	.333	Game: 17-43						.395
<b>3-PT FG%:</b>		1st: 4-10	.400	2nd: 4-11	.364	Game: 8-21						.381
<b>FT%:</b>		1st: 4-4	1.000	2nd: 4-4	1.000	Game: 8-8						1.000
				0-1		1						Deadball: 0

No.	Wisconsin	FG	3FG	FT	O-D	TOT F	TP	A	TO	B	S	MIN	
30	J. Leuer, f	6-15	2-4	3-4	2-6	8	1	17	3	4	0	37	
33	R. Wilson, f	0-1	0-1	0-0	0-0	0	0	3	0	0	0	11	
52	K. Nankivil, f	4-8	3-5	2-2	0-4	4	4	13	1	1	1	33	
11	J. Taylor, g	5-8	3-4	7-8	1-7	8	2	20	3	1	0	39	
24	T. Jarmusz, g	0-2	0-2	2-2	0-2	2	0	2	4	0	0	1	
5	R. Evans	1-2	0-0	0-0	0-1	1	0	2	0	0	0	6	
15	B. Valentyn	1-2	1-2	1-2	0-0	0	0	4	0	1	0	11	
21	J. Gasser	1-3	0-1	0-0	2-0	2	0	2	0	0	0	12	
31	M. Brusewitz	3-3	0-0	0-0	0-0	0	0	6	0	1	0	13	
40	J. Berggren	0-0	0-0	0-0	0-1	1	0	1	0	0	0	3	
<b>TEAM</b>				0-3		3							
<b>TOTALS</b>		21-44	9-19	15-18	5-24	29	11	66	12	8	1	4	200
<b>TOTAL FG%:</b>		1st: 11-23	.478	2nd: 10-21	.476	Game: 21-44						.477	
<b>3-PT FG%:</b>		1st: 3-7	.429	2nd: 6-12	.500	Game: 9-19						.474	
<b>FT%:</b>		1st: 1-2	.500	2nd: 14-16	.875	Game: 15-18						.833	
				0-3		3						Deadball: 2	

**Technical Fouls:** None  
**Foul Out:** U-M - None ; Wisconsin - None  
**Officials:** Mark Whitehead, Glenn Mayborg, Bo Boroski  
**Attendance:** 17,230 (sellout)  
**Score by Half**  
 Michigan..... 28-22 50  
 at Wisconsin..... 26-40 66

**GAME 16**  
**MICHIGAN: 60**  
3/3 Kansas: 67 (overtime)  
January 9, 2011 • Crisler Arena  
Ann Arbor, Mich. • CBS Sports

No.	Michigan	FG	3FG	FT	O-D	TOT F	TP	A	TO	B	S	MIN	
23	E. Smotrycz, f	0-3	0-1	0-0	0-1	1	4	0	0	1	0	13	
52	J. Morgan, f (fo)	3-5	0-0	1-2	2-2	4	5	7	0	2	0	28	
0	Z. Novak, g (fo)	4-9	2-7	2-2	3-8	11	5	12	0	2	0	44	
4	D. Morris, g	6-14	0-4	4-5	1-3	4	2	16	7	4	0	1	43
10	T. Hardaway Jr, g	5-19	2-10	7-8	2-5	7	3	19	1	0	2	2	38
1	S. Douglass	2-9	0-5	0-0	2-8	10	1	4	1	4	0	1	37
13	M. Vogrich	0-2	0-1	0-0	1-0	1	0	0	0	1	0	1	10
15	J. Horford	0-1	0-0	0-0	0-2	2	0	0	0	0	0	0	9
22	B. McLimans	1-1	0-0	0-0	1-0	1	1	2	0	0	0	0	3
<b>TEAM</b>				0-1		1							
<b>TOTALS</b>		21-63	4-28	14-17	12-30	42	21	60	9	15	2	7	225
<b>TOTAL FG%:</b>		1st: 6-23	.261	2nd: 12-32	.375	OT: 3-8						.375	
<b>3-PT FG%:</b>		1st: 1-10	.100	2nd: 2-13	.154	OT: 1-5						.200	
<b>FT%:</b>		1st: 5-6	.833	2nd: 7-9	.778	OT: 2-2						1.000	
				0-1		1						Deadball: 2	

No.	3/3 Kansas	FG	3FG	FT	O-D	TOT F	TP	A	TO	B	S	MIN	
22	MC Morris, f	8-18	0-3	6-7	5-5	10	2	22	2	0	0	39	
21	MK Morris, f	4-7	1-2	4-7	4-7	11	2	13	2	4	0	35	
10	T. Taylor, g	3-6	0-0	6-7	2-4	6	3	12	4	4	0	1	38
14	T. Reed, g	2-9	2-9	4-4	0-5	5	1	10	1	0	4	35	
32	J. Selby, g	1-10	1-7	2-2	0-2	2	3	5	4	3	0	0	38
0	T. Robinson	0-1	0-0	1-4	1-4	5	2	1	0	3	0	0	9
12	B. Moringstar	2-3	0-1	0-0	0-2	2	2	4	1	0	0	0	17
15	E. Johnson	0-2	0-2	0-0	0-0	0	3	0	0	1	0	1	10
24	T. Releford	0-0	0-0	0-0	0-0	0	0	0	0	0	0	0	4
<b>TEAM</b>				0-2		2							
<b>TOTALS</b>		20-56	4-24	23-31	12-31	43	18	67	14	16	0	6	225
<b>TOTAL FG%:</b>		1st: 10-25	.400	2nd: 7-26	.269	OT: 3-5						.600	
<b>3-PT FG%:</b>		1st: 1-8	.125	2nd: 1-12	.083	OT: 2-4						.500	
<b>FT%:</b>		1st: 4-7	.571	2nd: 11-15	.733	OT: 8-9						.889	
				0-2		2						Game: 20-56	.357
				0-2		2						Game: 4-24	.167
				0-2		2						Game: 23-31	.742
				0-2		2						Deadball: 2	

**Technical Fouls:** None  
**Foul Out:** U-M - Morgan (3:09, OT), Novak (:07, OT); Kansas - None  
**Officials:** Mark Whitehead, Antinio Petty, Terry Oglesby  
**Attendance:** 12,476  
**Score by Half**  
 Michigan..... 18-33-9 60  
 3/3 Kansas..... 25-26-16 67

**GAME 17**  
**MICHIGAN: 64**  
2/2 Ohio State: 68  
January 12, 2011 • Crisler Arena  
Ann Arbor, Mich. • Big Ten Network

No.	Michigan	FG	3FG	FT	O-D	TOT F	TP	A	TO	B	S	MIN	
23	E. Smotrycz, f	5-9	4-6	0-0	1-5	6	4	14	1	3	1	0	28
52	J. Morgan, f	0-2	0-0	0-1	0-2	2	4	0	0	2	1	1	19
0	Z. Novak, g (fo)	5-7	4-5	2-3	0-2	2	5	16	0	0	2	37	
4	D. Morris, g	8-15	0-3	2-2	2-3	5	2	18	8	5	0	0	39
10	T. Hardaway Jr, g	4-8	3-7	0-0	0-4	4	2	11	1	1	0	1	35
1	S. Douglass	1-2	0-1	0-0	0-1	1	0	2	2	1	0	0	30
13	M. Vogrich	0-2	0-2	0-0	1-0	1	0	0	0	0	0	0	6
15	J. Horford	1-1	0-0	1-1	0-0	0	1	3	0	0	0	0	6
45	C. Christian	0-0	0-0	0-0	0-0	0	0	0	0	0	0	0	0+
<b>TEAM</b>				0-2		2							
<b>TOTALS</b>		24-46	11-24	5-7	4-19	23	18	64	12	12	2	4	200
<b>TOTAL FG%:</b>		1st: 13-23	.565	2nd: 11-23	.478	Game: 24-46						.522	
<b>3-PT FG%:</b>		1st: 7-14	.500	2nd: 4-10	.400	Game: 11-24						.458	
<b>FT%:</b>		1st: 1-1	1.000	2nd: 4-6	.667	Game: 5-7						.714	
				0-2		2						Deadball: 1	

No.	2/2 OSU	FG	3FG	FT	O-D	TOT F	TP	A	TO	B	S	MIN	
0	J. Sullinger, f (fo)	4-6	0-0	4-4	3-4	7	5	12	3	6	0	0	35
52	D. Lauderdale, f	1-2	0-0	0-0	1-0	1	2	2	0	0	0	0	7
23	D. Lighty, g	3-7	0-1	6-13	1-2	3	2	12	5	1	1	0	40
33	J. Diebler, g	3-5	3-5	0-0	0-1	1	1	9	1	0	0	0	38
44	W. Buford, g	6-13	2-4	5-6	2-7	9	1	19	2	1	0	0	40
1	D. Thomas	2-2	0-0	0-0	0-2	2	0	4	0	0	0	0	7
2	J. Sibert	0-0	0-0	0-0	0-0	0	0	0	0	0	0	0	1
4	A. Craft	3-7	2-4	2-2	0-1	1	4	10	1	2	0	1	32
<b>TEAM</b>				0-2		2							
<b>TOTALS</b>		22-42	7-14	17-25	7-19	26	15	68	12	10	1	1	200
<b>TOTAL FG%:</b>		1st: 13-21	.619	2nd: 9-21	.429	Game: 22-42						.524	
<b>3-PT FG%:</b>		1st: 4-8	.500	2nd: 3-6	.500	Game: 7-14						.500	
<b>FT%:</b>		1st: 5-6	.833	2nd: 12-19	.632	Game: 17-25						.680	
				0-2		2						Deadball: 2	

**Technical Fouls:** None  
**Foul Out:** U-M - Novak (:09, 2nd) ; Ohio State - Sullinger (1:19, 2nd)  
**Officials:** Mike Kitts, Tom O'Neill, Mike Eades  
**Attendance:** 11,994  
**Score by Half**  
 Michigan..... 34-30 64  
 2/2 Ohio State..... 35-33 68

# 2010-11 BOX SCORES



Darius Morris, who was 8-for-12 from the free throw line, led the Wolverines with 22 points, three rebounds and seven assists in the road loss at Indiana.

Stu Douglass came off the bench to lead U-M with 17 points after shooting 7-for-9 from the field including three long range buckets.

After playing in all 40 minutes, Tim Hardaway Jr. had a team-best 20 points after scoring at the bucket and dropping in four long range buckets.

**M** **GAME 18**  
MICHIGAN: 61  
at Indiana: 80  
January 15, 2011 • Assembly Hall  
Bloomington, Ind. • Big Ten Network

No.	Michigan	FG	3FG	FT	O-D	TOT F	TP	A	TO	B	S	MIN
23	E. Smotrycz, f	1-5	1-4	0-0	1-0	1	4	3	0	1	0	18
52	J. Morgan, f	5-7	0-0	0-1	2-3	5	3	10	0	1	0	23
0	Z. Novak, g	2-6	1-5	5-5	1-2	3	3	10	1	0	1	35
4	D. Morris, g	7-16	0-2	8-12	1-2	3	1	22	7	2	0	39
10	T. Hardaway Jr, g	3-6	3-5	1-2	1-0	1	3	10	1	2	0	23
1	S. Douglass	1-7	1-4	0-0	0-2	2	4	3	0	0	0	28
5	E. Akunne	0-1	0-0	0-0	0-0	0	0	0	0	0	0	2
13	M. Vogrich	1-3	1-2	0-0	0-1	1	4	3	0	0	0	19
15	J. Horford	0-2	0-1	0-0	0-0	0	0	0	0	0	0	2
20	J. Bartelstein	0-0	0-0	0-0	0-0	0	0	0	0	0	0	1
22	B. McLimans	0-2	0-1	0-0	1-0	1	0	0	0	0	0	5
45	C. Christian	0-0	0-0	0-0	0-0	0	0	0	0	0	0	5
<b>TEAM</b>					1-0	1						
<b>TOTALS</b>		20-55	7-24	14-20	8-10	18	22	61	9	6	0	200
<b>TOTAL FG%:</b>	1st:	5-21	.238	2nd:	15-34	.441	Game:	20-55	.364			
<b>3-PT FG%:</b>	1st:	3-8	.375	2nd:	4-16	.250	Game:	7-24	.292			
<b>FT%:</b>	1st:	2-4	.500	2nd:	12-16	.750	Game:	14-20	.700			
												Deadball: 3

No.	Indiana	FG	3FG	FT	O-D	TOT F	TP	A	TO	B	S	MIN
2	C. Watford, f	5-11	1-4	6-6	1-9	10	2	17	1	4	1	32
25	T. Pritchard, f	1-1	0-0	0-0	1-6	7	3	2	1	0	0	29
1	J. Hulls, g	4-4	3-3	2-2	1-3	4	2	13	3	1	0	35
5	J. Rivers, g	4-5	0-1	0-0	1-2	3	5	8	0	2	0	21
12	V. Jones, g	9-10	0-0	6-8	0-4	4	4	24	4	4	0	33
3	M. Creek	2-5	0-2	2-2	0-1	1	0	6	1	2	0	21
4	V. Oladipo	1-1	0-0	0-0	1-1	3	2	1	0	1	0	13
10	W. Sheehy	0-0	0-0	0-2	0-0	0	0	0	1	0	0	9
30	M. Roth	2-3	2-3	0-0	0-0	0	0	6	0	0	0	3
32	D. Elston	1-3	0-1	0-0	1-2	3	1	2	1	0	0	8
<b>TEAM</b>					3-1	4						
<b>TOTALS</b>		29-43	6-14	16-20	8-29	37	21	80	11	16	2	200
<b>TOTAL FG%:</b>	1st:	12-19	.632	2nd:	17-24	.708	Game:	29-43	.674			
<b>3-PT FG%:</b>	1st:	0-5	.000	2nd:	6-9	.667	Game:	6-14	.429			
<b>FT%:</b>	1st:	6-10	.600	2nd:	10-10	1.000	Game:	16-20	.800			
												Deadball: 1

**Technical Fouls:** None  
**Foul Out:** U-M - None ; Indiana - Rivers (2;10, 2nd)  
**Officials:** Ed Hightower, John Hughes, Bo Boroski  
**Attendance:** 17,168  
**Score by Half**  
 Michigan..... 15-46 61  
 at Indiana..... 30-50 80

**M** **GAME 19**  
MICHIGAN: 60  
at Northwestern: 74  
January 18, 2011 • Welsh-Ryan Arena  
Evanston, Ill. • Big Ten Network

No.	Michigan	FG	3FG	FT	O-D	TOT F	TP	A	TO	B	S	MIN
23	E. Smotrycz, f	0-1	0-0	0-0	0-2	2	2	0	0	0	0	15
52	J. Morgan, f	2-6	0-0	1-3	4-3	7	4	5	2	1	0	21
0	Z. Novak, g	3-9	2-7	1-2	2-1	3	2	9	1	0	0	34
4	D. Morris, g	6-13	0-1	4-6	2-2	4	4	16	4	3	0	24
10	T. Hardaway Jr, g	3-14	1-6	1-1	1-6	7	2	8	1	2	0	28
1	S. Douglass	7-9	3-5	0-0	1-0	1	0	17	0	0	0	31
5	E. Akunne	0-0	0-0	0-0	0-0	0	0	0	0	0	0	1
13	M. Vogrich	1-3	0-1	1-2	1-1	2	1	3	0	0	0	22
15	J. Horford	1-2	0-0	0-1	0-3	3	2	2	0	1	0	14
20	J. Bartelstein	0-1	0-1	0-0	0-0	0	0	0	0	0	0	2
22	B. McLimans	0-0	0-0	0-0	0-0	0	0	0	0	1	0	4
45	C. Christian	0-0	0-0	0-0	0-2	2	0	0	0	0	0	4
<b>TEAM</b>					3-4	7						
<b>TOTALS</b>		23-58	6-21	8-15	14-24	38	17	60	8	7	1	200
<b>TOTAL FG%:</b>	1st:	12-29	.414	2nd:	11-29	.379	Game:	23-58	.397			
<b>3-PT FG%:</b>	1st:	4-15	.267	2nd:	2-6	.333	Game:	6-21	.286			
<b>FT%:</b>	1st:	3-5	.600	2nd:	5-10	.500	Game:	8-15	.533			
												Deadball: 2

No.	Northwestern	FG	3FG	FT	O-D	TOT F	TP	A	TO	B	S	MIN
1	D. Crawford, f	3-6	2-4	0-0	0-1	1	4	8	1	2	0	18
24	J. Shurna, f	8-14	4-7	4-5	2-6	8	1	24	0	1	0	30
12	L. Mirkovic, c	5-9	0-1	3-5	3-5	8	2	13	2	1	0	26
22	M. Thompson, g	4-8	2-4	0-1	0-3	3	2	10	7	1	0	36
23	J. Cobb, g	1-7	1-4	0-0	1-2	3	1	3	3	0	1	35
3	M. Capocci	1-2	0-1	0-0	0-2	2	1	2	2	0	0	10
4	A. Marcotullio	2-3	1-2	0-0	0-2	2	2	5	3	0	0	26
10	A. Nichols	0-0	0-0	0-0	0-0	0	0	0	0	0	0	1
11	R. Hearn	0-1	0-0	0-0	0-0	0	0	0	0	0	0	1
15	N. Freundt	1-1	0-0	0-0	0-0	0	0	2	0	0	0	1
21	I. Peljusic	0-0	0-0	0-0	0-0	0	0	0	0	0	0	1
30	D. Curretto	2-5	0-1	3-3	1-4	5	4	7	0	0	0	15
<b>TEAM</b>					1-2	3						
<b>TOTALS</b>		27-56	10-24	10-14	8-27	35	17	74	18	5	2	200
<b>TOTAL FG%:</b>	1st:	15-30	.500	2nd:	12-26	.462	Game:	27-56	.482			
<b>3-PT FG%:</b>	1st:	8-16	.500	2nd:	2-8	.250	Game:	10-24	.417			
<b>FT%:</b>	1st:	6-7	.857	2nd:	4-7	.571	Game:	10-14	.714			
												Deadball: 0


**Technical Fouls:** None  
**Foul Out:** U-M - None ; Northwestern - None  
**Officials:** Jim Burr, Mike Sanzere, Larry Scirotto  
**Attendance:** 5,192  
**Score by Half**  
 Michigan..... 31-29 60  
 at Northwestern..... 44-30 74

**M** **GAME 20**  
MICHIGAN: 64  
15/19 Minnesota: 69  
January 22, 2011 • Crisler Arena  
Ann Arbor, Mich. • Big Ten Network

No.	Michigan	FG	3FG	FT	O-D	TOT F	TP	A	TO	B	S	MIN
23	E. Smotrycz, f	2-9	1-7	0-0	0-1	1	4	5	0	0	1	30
52	J. Morgan, f	4-5	0-0	0-1	0-0	0	4	8	1	2	1	23
0	Z. Novak, g	4-9	3-7	0-0	2-1	3	3	11	2	0	0	37
4	D. Morris, g	4-6	1-2	2-2	0-0	0	1	11	4	4	0	29
10	T. Hardaway Jr, g	6-14	4-10	4-6	1-2	3	3	20	0	0	0	40
1	S. Douglass	2-6	2-6	0-0	0-2	2	3	6	6	0	1	30
13	M. Vogrich	1-2	1-2	0-0	0-2	2	1	3	1	1	0	11
15	J. Horford	0-0	0-0	0-0	0-0	0	0	0	0	0	0	7
22	B. McLimans	0-2	0-1	0-0	0-0	0	0	0	0	0	0	4
45	C. Christian	0-0	0-0	0-0	0-0	0	0	1	0	1	0	0
<b>TEAM</b>					1-1	2						
<b>TOTALS</b>		23-53	12-35	6-9	4-9	13	21	64	15	7	3	200
<b>TOTAL FG%:</b>	1st:	10-25	.400	2nd:	13-28	.464	Game:	23-53	.434			
<b>3-PT FG%:</b>	1st:	7-19	.368	2nd:	5-16	.313	Game:	12-35	.343			
<b>FT%:</b>	1st:	2-2	1.000	2nd:	4-7	.571	Game:	6-9	.667			
												Deadball: 2

No.	Minnesota	FG	3FG	FT	O-D	TOT F	TP	A	TO	B	S	MIN
33	R. Williams, f	4-5	2-3	0-1	1-3	4	0	10	4	3	1	37
40	R. Sampson III, f	5-9	0-0	3-3	1-3	7	2	13	2	2	1	30
45	C. Iverson, c	4-5	0-0	1-4	4-5	9	1	9	0	3	0	24
0	A. Nolen, g	0-0	0-0	0-2	0-0	0	0	1	0	2	0	11
24	B. Hoffarber, g	3-5	1-2	5-6	1-4	5	2	12	6	0	0	36
13	M. Ahanmisi	2-2	1-1	0-0	0-3	3	3	5	0	2	0	13
20	A. Hollins	0-0	0-0	0-0	0-0	0	0	0	0	0	0	3
23	G. Armelin	3-8	0-2	1-2	0-1	1	0	7	2	0	0	20
32	T. Mbakwe	5-7	0-0	3-5	1-7	8	2	13	1	5	1	26
<b>TEAM</b>					0-1	1						

# 2010-11 BOX SCORES



Led by Zack Novak's 19 points on six long range buckets, Michigan defeated Michigan State for the first time since 1997 at the Breslin Center with a 61-57 win.

Darius Morris recorded the third triple-double in U-M history with 12 points, 10 rebounds and 11 assists in the win over Iowa.

For the second straight game, Tim Hardaway Jr. led the Wolverines in scoring with 15 points while collecting five rebounds and two assists in 39 minutes at OSU.

**M** **GAME 21**  
**MICHIGAN: 61**  
 at 25/- Michigan State: 57  
 January 27, 2011 • Breslin Center  
 East Lansing, Mich. • ESPN

**M** **GAME 22**  
**MICHIGAN: 87**  
 Iowa: 73  
 January 30, 2011 • Crisler Arena  
 Ann Arbor, Mich. • Big Ten Network

**M** **GAME 23**  
**MICHIGAN: 53**  
 at 1/1 Ohio State: 62  
 February 3, 2011 • Value City Arena  
 Columbus, Ohio • ESPN

No.	Michigan	FG	3FG	FT	O-D	TOT	F	TP	A	TO	B	S	MIN
23	E. Smotrycz, f	0-3	0-3	0-0	1-2	3	1	0	0	1	0	0	18
52	J. Morgan, f	2-3	0-0	0-1	0-1	1	3	4	0	3	1	0	24
0	Z. Novak, g	6-9	6-8	1-1	0-6	6	3	19	2	1	0	1	37
4	D. Morris, g	7-10	2-2	1-3	2-2	4	3	17	8	4	0	2	40
10	T. Hardaway Jr, g	3-12	1-4	3-6	2-6	8	1	10	1	0	2	37	
1	S. Douglass	3-7	1-4	0-0	0-4	4	1	7	2	2	0	1	28
13	M. Vogrich	0-0	0-0	0-0	0-0	0	0	0	0	0	0	0	3
15	J. Horford	1-1	0-0	0-1	0-2	2	2	2	0	0	0	0	11
22	B. McLimans	0-0	0-0	0-0	0-0	0	0	0	0	0	0	0	0+
45	C. Christian	1-1	0-0	0-0	0-0	0	0	2	0	0	0	0	2
<b>TEAM</b>				1-0		1				1			
<b>TOTALS</b>		23-46	10-21	5-12	6-23	29	14	61	13	13	1	6	200
<b>TOTAL FG%:</b>		1st: 13-26	.500	2nd: 10-20	.500	Game: 23-46		.500					
<b>3-PT FG%:</b>		1st: 6-12	.500	2nd: 4-9	.444	Game: 10-21		.476					
<b>FT%:</b>		1st: 1-2	.500	2nd: 4-10	.400	Game: 5-12		.417		Deadball: 3			

No.	Michigan	FG	3FG	FT	O-D	TOT	F	TP	A	TO	B	S	MIN
23	E. Smotrycz, f	5-6	4-5	0-0	1-0	1	3	14	2	0	0	0	19
52	J. Morgan, f	8-9	0-0	1-1	2-4	6	3	17	0	2	0	0	24
0	Z. Novak, g	3-9	3-7	4-4	0-1	1	3	13	3	1	0	0	38
4	D. Morris, g	5-9	0-1	2-3	1-9	10	3	12	11	3	0	2	38
10	T. Hardaway Jr, g	7-14	5-10	0-0	0-1	1	0	19	2	1	1	1	30
1	S. Douglass	1-4	0-3	0-0	0-5	5	1	2	3	2	0	0	28
13	M. Vogrich	2-2	2-2	0-0	0-0	0	1	6	0	1	0	1	11
15	J. Horford	2-3	0-0	0-0	3-1	4	2	4	1	0	1	0	11
45	C. Christian	0-0	0-0	0-0	0-0	0	0	0	0	0	0	0	1
<b>TEAM</b>				0-1		1				1			
<b>TOTALS</b>		33-56	14-28	7-8	7-22	29	16	87	22	11	2	4	200
<b>TOTAL FG%:</b>		1st: 14-30	.467	2nd: 19-26	.731	Game: 33-56		.589					
<b>3-PT FG%:</b>		1st: 7-17	.412	2nd: 7-11	.636	Game: 14-28		.500					
<b>FT%:</b>		1st: 0-0	.000	2nd: 7-8	.875	Game: 7-8		.875		Deadball: 1			

No.	Michigan	FG	3FG	FT	O-D	TOT	F	TP	A	TO	B	S	MIN
23	E. Smotrycz, f (fo)	2-7	1-4	0-0	1-3	4	5	5	1	2	0	0	22
52	J. Morgan, f	5-9	0-0	0-0	1-3	4	2	10	0	2	0	0	28
0	Z. Novak, g	1-3	1-3	0-0	1-5	6	3	3	1	0	0	0	38
4	D. Morris, g	6-13	0-1	0-2	1-3	4	3	12	4	6	0	2	39
10	T. Hardaway Jr, g	6-11	3-7	0-0	0-5	5	4	15	2	1	0	1	39
1	S. Douglass	3-12	1-4	1-2	1-2	3	3	8	2	2	0	1	29
15	J. Horford	0-0	0-0	0-0	0-0	0	2	0	0	0	0	0	1
45	C. Christian	0-0	0-0	0-0	0-0	0	1	0	0	0	0	0	4
<b>TEAM</b>				2-0		2							
<b>TOTALS</b>		23-55	6-19	1-4	7-21	28	23	53	10	13	0	4	200
<b>TOTAL FG%:</b>		1st: 12-27	.444	2nd: 11-28	.393	Game: 23-55		.418					
<b>3-PT FG%:</b>		1st: 2-9	.222	2nd: 4-10	.400	Game: 6-19		.316					
<b>FT%:</b>		1st: 0-0	.000	2nd: 1-4	.250	Game: 1-4		.250		Deadball: 2			

No.	MSU	FG	3FG	FT	O-D	TOT	F	TP	A	TO	B	S	MIN
10	D. Roe, f	0-3	0-0	1-4	1-3	4	4	1	1	2	2	2	28
23	D. Green, f (fo)	4-8	1-4	0-1	1-2	3	5	9	5	2	1	4	34
1	K. Lucas, g	10-18	1-5	6-6	0-2	2	2	27	3	2	0	1	37
11	K. Appling, g	2-6	1-4	0-0	0-2	2	2	5	0	1	1	0	35
15	D. Summers, g	4-9	2-5	3-4	3-7	10	2	13	1	1	1	0	27
5	A. Payne	0-0	0-0	0-0	0-0	0	0	0	0	0	0	0	3
13	A. Thornton	0-1	0-1	0-1	1-1	2	0	0	0	3	0	1	10
20	M. Kebler	1-3	0-0	0-0	0-2	2	0	2	1	1	1	0	15
25	D. Nix	0-0	0-0	0-0	0-0	0	1	0	0	0	0	0	6
41	G. Sherman	0-0	0-0	0-0	0-2	2	0	0	0	0	0	0	5
<b>TEAM</b>				2-0		2							
<b>TOTALS</b>		21-48	5-19	10-16	8-21	29	16	57	11	12	6	8	200
<b>TOTAL FG%:</b>		1st: 10-20	.500	2nd: 11-28	.393	Game: 21-48		.438					
<b>3-PT FG%:</b>		1st: 1-6	.167	2nd: 4-13	.308	Game: 5-19		.263					
<b>FT%:</b>		1st: 6-11	.545	2nd: 4-5	.800	Game: 10-16		.625		Deadball: 2			

No.	Iowa	FG	3FG	FT	O-D	TOT	F	TP	A	TO	B	S	MIN
1	M. Basabe, f	9-11	0-0	7-8	4-4	8	2	25	0	0	2	1	32
50	J. Cole, f	1-4	0-0	1-2	0-4	4	3	3	0	0	1	0	18
4	M. Gatens, g	4-9	1-3	2-2	0-0	4	2	11	0	1	0	0	32
24	B. Cartwright, g	5-10	1-2	0-0	0-1	1	1	11	9	0	0	0	30
25	E. May, g	1-6	1-3	0-0	1-1	2	2	3	2	1	0	1	19
4	R. Marble	4-9	2-3	2-2	1-1	2	2	12	3	2	0	1	27
15	Z. McCabe	2-5	0-2	0-0	1-3	4	0	4	1	3	0	0	20
20	A. Brommer	0-0	0-0	0-0	0-0	0	2	0	0	3	0	0	9
35	D. Archie	2-3	0-0	0-3	2-2	4	1	4	0	0	0	0	13
<b>TEAM</b>				1-0		1							
<b>TOTALS</b>		28-57	5-13	12-17	10-16	26	15	73	15	10	3	3	200
<b>TOTAL FG%:</b>		1st: 13-27	.481	2nd: 15-30	.500	Game: 28-57		.491					
<b>3-PT FG%:</b>		1st: 2-5	.400	2nd: 3-8	.375	Game: 5-13		.385					
<b>FT%:</b>		1st: 4-8	.500	2nd: 8-9	.889	Game: 12-17		.706		Deadball: 2			

No.	1/1 OSU	FG	3FG	FT	O-D	TOT	F	TP	A	TO	B	S	MIN
0	J. Sullinger, f	7-10	0-0	5-11	4-11	15	3	19	2	4	0	1	40
52	D. Lauderdale, f	1-2	0-0	0-1	0-1	1	0	2	0	0	1	0	8
23	D. Lighty, g	2-8	0-3	5-8	3-3	6	2	9	2	2	2	2	31
33	J. Diebler, g	3-8	2-5	1-1	0-3	3	1	9	1	1	0	0	40
44	W. Buford, g	5-12	3-6	0-0	0-2	2	1	13	4	3	0	1	39
1	D. Thomas	1-3	0-0	0-0	1-2	3	1	2	0	0	0	0	9
4	A. Craft	2-4	0-1	4-4	0-2	2	3	8	1	4	0	3	33
<b>TEAM</b>				2-2		4							
<b>TOTALS</b>		21-47	5-15	15-25	10-26	36	11	62	10	14	3	7	200
<b>TOTAL FG%:</b>		1st: 13-21	.619	2nd: 9-21	.429	Game: 22-42		.524					
<b>3-PT FG%:</b>		1st: 4-8	.500	2nd: 3-6	.500	Game: 7-14		.500					
<b>FT%:</b>		1st: 5-6	.833	2nd: 12-19	.632	Game: 17-25		.680		Deadball: 5			

**Technical Fouls:** None  
**Foul Out:** U-M - None ; Michigan State - D. Green (0:01, 2nd)  
**Officials:** Ed Hightower, Pat Driscoll, Antinio Perty  
**Attendance:** 14,797 (sellout)  
**Score by Half**  
 Michigan..... 33-28 61  
 at 25/- Michigan State..... 27-30 57

**Technical Fouls:** None  
**Foul Out:** U-M - None ; Iowa - None  
**Officials:** Paul Janssen, Rick Hartzell, Earl Watson  
**Attendance:** 12,978  
**Score by Half**  
 Michigan..... 35-52 87  
 Iowa..... 32-41 73

**Technical Fouls:** None  
**Foul Out:** U-M - Smotrycz (1:23, 2nd) ; Ohio State - None  
**Officials:** Gene Steratroe, Ray Perone, Michael Stephens  
**Attendance:** 18,806 (sellout)  
**Score by Half**  
 Michigan..... 26-27 53  
 at 1/1 Ohio State..... 23-39 62

# 2010-11 BOX SCORES



In a seven-minute span in the second half, Tim Hardaway Jr. scored all 13 of his points, to lead U-M back from a 10-point deficit and win at Penn State.

Jordan Morgan scored 27 point after going 11-for-13 from the field, with two rebounds, three blocks and a steal in the win over Northwestern.

Tim Hardaway Jr. led U-M with 27 points on 9-for-11 shooting, with a 4-for-6 performance from long range, while adding three rebounds and two steals.

**M** **GAME 24**  
**MICHIGAN: 65**  
**at Penn State: 62**  
 February 6, 2011 • Bryce Jordan Center  
 State College, Pa. • Big Ten Network

No.	Michigan	FG	3FG	FT	O-D	TOT F	TP A	TO B	S	MIN
23	E. Smotrycz, f	0-2	0-2	0-0	0-0	0	2	0	0	15
52	J. Morgan, f	3-4	0-0	0-2	3-8	11	2	6	0	31
0	Z. Novak, g	1-3	1-2	0-0	0-6	6	4	3	1	1
4	D. Morris, g	9-17	0-2	5-6	2-2	4	3	23	3	37
10	T. Hardaway Jr, g	5-11	2-3	1-1	1-1	2	4	13	2	0
1	S. Douglass	5-9	4-5	0-0	0-4	4	1	14	3	31
5	E. Akunne	0-0	0-0	0-0	0-0	0	1	0	0	0
13	M. Vogrich	2-5	2-5	0-0	0-0	0	1	6	1	23
22	B. McLimans	0-0	0-0	0-0	0-0	0	0	0	0	5
<b>TEAM</b>					0-0					
<b>TOTALS</b>		25-51	9-19	6-9	6-21	27	18	65	10	200
<b>TOTAL FG%:</b>		1st: 11-26	.423	2nd: 14-25	.560	Game: 25-51		.490		
<b>3-PT FG%:</b>		1st: 4-10	.400	2nd: 5-9	.556	Game: 9-19		.474		
<b>FT%:</b>		1st: 1-1	1.000	2nd: 5-8	.625	Game: 6-9		.667		
				Deadball: 1						

No.	Penn State	FG	3FG	FT	O-D	TOT F	TP A	TO B	S	MIN
15	D. Jackson, f	2-5	2-4	3-3	1-5	6	2	9	1	0
22	A. Jones, f	1-2	0-0	1-2	2-1	3	2	3	0	1
12	T. Battle, g	9-18	5-12	8-8	0-7	7	3	31	1	29
23	T. Frazier, g	2-6	1-3	2-2	2-0	2	4	7	8	3
24	C. Woodyard, g	4-11	2-8	0-0	2-5	7	0	10	2	0
3	J. Marshall	0-3	0-1	0-0	0-0	0	2	0	0	11
10	T. Bowman	0-0	0-0	0-2	0-0	0	0	0	0	0
35	B. Oliver	1-2	0-0	0-0	1-2	3	2	2	1	0
<b>TEAM</b>					1-2		3		1	
<b>TOTALS</b>		19-47	10-28	14-17	9-22	31	18	62	14	200
<b>TOTAL FG%:</b>		1st: 9-25	.360	2nd: 10-22	.455	Game: 19-47		.404		
<b>3-PT FG%:</b>		1st: 5-16	.313	2nd: 5-12	.417	Game: 10-28		.357		
<b>FT%:</b>		1st: 1-3	.333	2nd: 13-14	.929	Game: 14-16		.824		
				Deadball: 1						

**Technical Fouls:** None  
**Foul Out:** U-M - None ; Penn State - None  
**Officials:** Wally Rutecki, Tim Clougherty, Larry Scirocco  
**Attendance:** 8,302  
**Score by Half**  
 Michigan..... 27-38 65  
 at Penn State..... 24-38 62

**M** **GAME 25**  
**MICHIGAN: 75**  
**Northwestern: 66**  
 February 9, 2011 • Crisler Arena  
 Ann Arbor, Mich. • Big Ten Network

No.	Michigan	FG	3FG	FT	O-D	TOT F	TP A	TO B	S	MIN
52	J. Morgan, f	11-13	0-0	5-8	0-2	2	2	27	0	33
0	Z. Novak, g	2-4	1-2	2-2	1-2	3	1	7	2	1
1	S. Douglass, g	2-4	1-2	1-2	0-6	6	4	6	3	37
4	D. Morris, g	4-14	0-1	3-4	4-3	7	1	11	7	39
10	T. Hardaway Jr, g	5-11	3-8	4-4	1-9	10	2	17	4	33
13	M. Vogrich	1-3	0-0	0-0	2-1	3	1	2	0	7
15	J. Horford	0-0	0-0	0-0	0-0	0	0	0	0	3
23	E. Smotrycz	2-3	1-2	0-1	0-0	1	2	5	0	12
<b>TEAM</b>					2-4		6			
<b>TOTALS</b>		27-52	6-15	15-21	11-27	38	13	75	16	200
<b>TOTAL FG%:</b>		1st: 13-29	.448	2nd: 14-23	.609	Game: 27-52		.519		
<b>3-PT FG%:</b>		1st: 3-9	.333	2nd: 3-6	.500	Game: 6-15		.400		
<b>FT%:</b>		1st: 5-8	.625	2nd: 10-13	.769	Game: 15-21		.714		
				Deadball: 2						

No.	Northwestern	FG	3FG	FT	O-D	TOT F	TP A	TO B	S	MIN
1	D. Crawford, f	6-12	3-6	1-4	2-6	8	3	16	1	36
3	M. Capocci, f	0-0	0-0	0-0	1-0	1	0	1	0	5
12	L. Mirkovic, c	3-6	0-0	0-0	1-4	5	3	6	3	22
22	M. Thompson, g	7-13	3-7	0-0	0-1	1	4	17	2	34
23	J. Cobb, g	5-13	2-4	2-3	0-4	4	1	14	2	34
4	A. Marcotullio	2-3	2-3	0-0	2-0	2	4	6	2	26
24	J. Shurna	2-5	0-2	0-0	0-3	3	0	4	1	25
30	D. Culetto	1-4	1-3	0-0	1-0	1	3	3	0	18
<b>TEAM</b>					0-0		0			
<b>TOTALS</b>		26-56	11-25	3-7	7-18	25	18	66	16	200
<b>TOTAL FG%:</b>		1st: 8-25	.320	2nd: 18-31	.581	Game: 26-56		.464		
<b>3-PT FG%:</b>		1st: 2-9	.222	2nd: 9-16	.563	Game: 11-25		.440		
<b>FT%:</b>		1st: 1-3	.333	2nd: 2-4	.500	Game: 3-7		.429		
				Deadball: 0						

**Technical Fouls:** None  
**Foul Out:** U-M - None ; Northwestern - None  
**Officials:** Mike Sanzere, Antinio Petty, D.J. Cartensen  
**Attendance:** 10,198  
**Score by Half**  
 Michigan..... 34-41 75  
 Northwestern..... 19-47 66

**M** **GAME 26**  
**MICHIGAN: 73**  
**Indiana: 69**  
 February 12, 2011 • Crisler Arena  
 Ann Arbor, Mich. • Big Ten Network

No.	Michigan	FG	3FG	FT	O-D	TOT F	TP A	TO B	S	MIN
52	J. Morgan, f (fo)	2-5	0-0	2-4	0-2	2	5	6	0	22
0	Z. Novak, g	2-6	1-3	5-6	0-7	7	2	10	6	37
1	S. Douglass, g	5-9	3-5	0-2	0-2	4	13	1	0	34
4	D. Morris, g	4-8	0-1	7-13	0-6	6	3	15	5	38
10	T. Hardaway Jr, g	9-11	4-6	4-9	0-3	3	3	26	0	35
13	M. Vogrich	0-0	0-0	0-0	2-2	0	0	0	0	9
15	J. Horford	0-1	0-0	0-0	0-0	0	1	0	0	5
23	E. Smotrycz	1-3	0-0	1-3	1-2	3	4	3	1	17
45	C. Christian	0-0	0-0	0-0	0-0	0	1	0	0	3
<b>TEAM</b>					1-2		3			
<b>TOTALS</b>		23-43	8-15	19-37	2-26	28	23	73	13	200
<b>TOTAL FG%:</b>		1st: 10-22	.455	2nd: 13-21	.619	Game: 23-43		.535		
<b>3-PT FG%:</b>		1st: 1-5	.200	2nd: 7-10	.700	Game: 8-15		.533		
<b>FT%:</b>		1st: 11-18	.611	2nd: 8-19	.421	Game: 19-37		.514		
				Deadball: 10						

No.	Indiana	FG	3FG	FT	O-D	TOT F	TP A	TO B	S	MIN
10	W. Sheehy, f	1-5	0-1	0-2	1-0	1	3	2	0	19
1	J. Hulls, g	4-9	0-4	2-2	1-2	3	4	10	4	33
4	V. Oladipo, g	5-7	0-0	3-4	1-5	6	4	13	1	24
5	J. Rivers, g (fo)	1-3	0-0	0-0	2-4	6	5	2	1	14
12	V. Jones, g	2-7	0-1	8-12	0-3	3	4	12	5	27
2	C. Watford	6-10	2-4	0-0	0-3	3	4	14	0	22
11	D. Moore	2-3	0-1	0-0	0-0	0	1	4	0	15
23	B. Capobianco	0-0	0-0	0-0	0-0	0	0	0	0	1
24	J. Howard	0-1	0-0	0-0	1-0	1	0	0	0	1
25	T. Pritchard	2-2	0-0	0-2	2-5	7	3	4	1	21
30	M. Roth	2-4	2-4	0-0	0-0	0	1	6	0	10
32	D. Elston	1-4	0-1	0-0	0-2	2	1	2	0	12
<b>TEAM</b>					0-2		2			
<b>TOTALS</b>		26-55	4-16	13-22	8-26	34	30	69	12	200
<b>TOTAL FG%:</b>		1st: 10-27	.370	2nd: 16-28	.571	Game: 26-55		.473		
<b>3-PT FG%:</b>		1st: 1-7	.143	2nd: 3-9	.333	Game: 4-16		.250		
<b>FT%:</b>		1st: 2-5	.600	2nd: 10-17	.588	Game: 13-22		.591		
				Deadball: 4						

**Technical Fouls:** U-M (Morris), IU (Rivers) - unsportsmanlike  
**Foul Out:** U-M - J. Morgan (2nd, 2:19); Indiana - J. Rivers (2nd, 9:49)  
**Officials:** Mike Eades, Mark Whitehead, Earl Walton  
**Attendance:** 13,751 (sellout)  
**Score by Half**  
 Michigan..... 32-41 73  
 Indiana..... 24-45 69



# 2010-11 BOX SCORES



Zack Novak had seven points and eight boards in U-M's heartbreaking loss at Illinois. The Wolverines had two shots to tie or win it at the end, that fell just short.

Tim Hardaway became the first U-M freshman in 33 years to score 30-plus points in a game after scoring exactly 30 points at Iowa.

**M** **GAME 27** **I**  
**MICHIGAN: 52**  
**at Illinois: 54**  
 February 16, 2011 • Assembly Hall  
 Champaign, Ill. • Big Ten Network

**M** **GAME 28** **I**  
**MICHIGAN: 75**  
**at Iowa: 72 (overtime)**  
 February 19, 2011 • Carver-Hawkeye Arena  
 Iowa City, Iowa • Big Ten Network

No.	Michigan	FG	3FG	FT	O-D	TOT	F	TP	A	TO	B	S	MIN
52	J. Morgan, f	6-10	0-0	0-0	3-4	7	4	12	1	0	0	1	25
0	Z. Novak, g	3-7	0-3	1-2	1-7	8	3	7	1	1	0	1	37
1	S. Douglass, g	2-11	1-8	0-0	1-3	4	0	5	0	0	0	1	36
4	D. Morris, g	4-12	0-0	3-5	1-5	6	0	11	7	1	0	0	33
10	T. Hardaway Jr, g	4-9	0-2	2-3	0-2	2	1	10	5	2	0	2	36
13	M. Vogrich	1-1	0-0	0-0	0-1	1	1	2	1	0	0	0	12
15	J. Horford	0-0	0-0	0-0	0-0	0	0	0	0	0	0	0	1
23	E. Smotrycz	2-9	1-5	0-0	1-1	2	1	5	0	0	0	0	17
45	C. Christian	0-0	0-0	0-0	0-1	1	1	0	0	0	0	0	3
<b>TEAM</b>					0-1	1							
<b>TOTALS</b>		22-59	2-18	6-10	7-25	32	11	52	15	5	0	5	200
<b>TOTAL FG%:</b>		1st: 9-30	.300	2nd: 13-29	.448	Game: 22-59		.373					
<b>3-PT FG%:</b>		1st: 1-9	.111	2nd: 1-9	.111	Game: 2-18		.111					
<b>FT%:</b>		1st: 3-3	1.000	2nd: 3-7	.429	Game: 6-10		.600					
													Deadball: 2

No.	Michigan	FG	3FG	FT	O-D	TOT	F	TP	A	TO	B	S	MIN
52	J. Morgan, f	6-7	0-0	6-9	4-4	8	3	18	0	3	0	1	32
0	Z. Novak, g (fo)	0-10	0-6	2-2	1-2	3	5	2	2	0	0	1	33
1	S. Douglass	1-5	1-4	0-0	1-3	4	3	3	1	2	0	3	42
14	D. Morris, g	8-12	0-0	4-6	1-4	5	3	20	9	3	0	2	40
10	T. Hardaway Jr, g	9-14	5-7	7-7	0-3	3	3	30	2	2	1	1	38
5	E. Akunne	1-1	0-0	0-0	0-1	1	0	2	0	0	0	0	2
13	M. Vogrich	0-0	0-0	0-0	0-0	0	0	0	0	1	0	0	16
15	J. Horford	0-0	0-0	0-0	0-0	0	0	0	0	0	0	0	2
22	B. McLimans	0-1	0-1	0-0	0-0	0	1	0	0	0	0	0	6
23	E. Smotrycz	0-2	0-2	0-0	0-1	1	2	0	0	2	0	1	9
45	C. Christian	0-0	0-0	0-0	0-2	2	0	0	0	0	0	0	5
<b>TEAM</b>					0-0								
<b>TOTALS</b>		25-52	6-20	19-24	7-20	27	22	75	14	13	1	9	225
<b>TOTAL FG%:</b>		1st: 10-23	.435	2nd: 12-23	.522	OT: 3-6		.500					
<b>3-PT FG%:</b>		1st: 3-13	.231	2nd: 3-6	.500	OT: 0-1		.000					
<b>FT%:</b>		1st: 1-2	.500	2nd: 14-16	.875	OT: 6-7		.667					
													Game: 25-52 .481
													Game: 6-20 .300
													Game: 19-24 .792
													Deadball: 3

No.	Illinois	FG	3FG	FT	O-D	TOT	F	TP	A	TO	B	S	MIN
24	M. Davis, f	4-9	0-0	0-1	3-7	10	1	8	5	2	1	1	39
30	B. Cole, f	1-4	0-3	1-2	0-2	2	2	3	0	1	0	0	18
01	D.J. Richardson, g	1-5	0-4	0-1	0-0	0	2	2	4	1	0	0	28
03	B. Paul, g	2-7	0-2	1-2	0-2	2	2	5	4	2	0	0	21
32	D. McCamey, g	7-15	4-8	0-0	0-2	2	1	18	1	2	0	0	36
12	M. Leonard	0-0	0-0	0-0	1-4	5	0	0	0	1	0	0	3
22	J. Richmond	3-5	0-0	0-0	0-6	6	1	6	2	3	1	0	28
54	M. Tisdale	5-7	0-1	2-3	3-5	8	3	12	1	0	0	0	27
<b>TEAM</b>					1-2	3							
<b>TOTALS</b>		23-52	4-18	4-9	8-30	38	12	54	17	12	2	1	200
<b>TOTAL FG%:</b>		1st: 14-29	.483	2nd: 9-23	.391	Game: 23-52		.442					
<b>3-PT FG%:</b>		1st: 3-10	.300	2nd: 1-8	.125	Game: 4-18		.222					
<b>FT%:</b>		1st: 1-1	1.000	2nd: 3-8	.375	Game: 4-9		.444					
													Deadball: 1, 2

No.	Iowa	FG	3FG	FT	O-D	TOT	F	TP	A	TO	B	S	MIN
1	M. Basabe, f	8-10	0-0	3-3	3-5	8	0	19	0	1	0	0	34
4	R. Marble, f	5-8	0-1	1-1	0-2	2	3	11	1	2	0	1	28
50	J. Cole, c	3-4	0-0	8-9	4-2	6	1	14	1	0	0	1	31
5	M. Gatens, g (fo)	4-11	2-7	3-4	1-2	3	5	13	1	4	0	1	39
24	B. Cartwright, g	3-13	0-4	2-2	1-4	5	2	8	8	5	0	1	38
2	J. Stoermer	0-0	0-0	0-0	1-0	1	0	0	0	0	0	0	2
15	Z. McCabe	1-6	0-4	0-0	1-0	1	2	2	3	1	0	2	20
20	A. Brommer	1-3	0-0	0-0	0-5	5	4	2	0	2	0	1	15
25	E. May (fo)	1-3	0-1	1-3	1-1	2	5	3	1	1	0	0	18
<b>TEAM</b>					2-1	3							
<b>TOTALS</b>		26-58	2-17	18-22	14-22	36	22	72	15	16	0	7	225
<b>TOTAL FG%:</b>		1st: 11-21	.524	2nd: 12-28	.429	OT: 3-9		.333					
<b>3-PT FG%:</b>		1st: 1-5	.200	2nd: 1-7	.143	OT: 0-5		.000					
<b>FT%:</b>		1st: 9-10	.900	2nd: 8-10	.800	OT: 1-2		.500					
													Game: 26-58 .448
													Game: 2-17 .118
													Game: 18-22 .818
													Deadball: 2

**Technical Fouls:** None  
**Foul Out:** U-M - None; Illinois - None  
**Officials:** Jim Burr, Terry Oglesby, Zeltan Steed  
**Attendance:** 16,273  
**Score by Half**  
 Michigan..... 22-30 52  
 at Illinois..... 32-22 54

**Technical Fouls:** U-M (coach)  
**Foul Out:** U-M - Novak (1:04, OT), Iowa - Gatens (1:24, OT) & May (15.0, OT)  
**Officials:** Ed Hightower, Wally Rutecki, Gerald Williams  
**Attendance:** 13,835  
**Score by Half**  
 Michigan..... 24-41-10 75  
 Iowa..... 32-33-7 72





**2010-11 Michigan Men's Basketball  
Michigan Combined Team Statistics (as of Feb 19, 2011)  
All games**



<b>RECORD:</b>	<b>OVERALL</b>	<b>HOME</b>	<b>AWAY</b>	<b>NEUTRAL</b>
ALL GAMES	17-11	13-4	4-5	0-2
CONFERENCE	7-8	4-3	3-5	0-0
NON-CONFERENCE	10-3	9-1	1-0	0-2

#	Player	gp-gs	min	avg	Total		3-Point		F-Throw		Rebounds				pf	dq	a	to	blk	stl	pts	avg
					fg-fga	fg%	3fg-fga	3fg%	ft-fa	ft%	off	def	tot	avg								
04	Morris, Darius	28-27	980	35.0	162-324	.500	15-56	.268	92-131	.702	23	90	113	4.0	56	0	193	85	0	31	431	15.4
10	Hardaway Jr, Tim	28-28	823	29.4	121-296	.409	57-161	.354	71-93	.763	22	88	110	3.9	52	0	46	34	5	28	370	13.2
52	Morgan, Jordan	28-28	681	24.3	115-183	.628	0-0	.000	35-64	.547	63	93	156	5.6	88	2	15	46	12	17	265	9.5
00	Novak, Zack	28-28	971	34.7	74-189	.392	48-129	.372	54-64	.844	25	141	166	5.9	71	3	43	22	4	16	250	8.9
01	Douglass, Stu	28-5	823	29.4	81-198	.409	45-120	.375	3-12	.250	14	71	85	3.0	47	0	45	35	6	18	210	7.5
23	Smotrycz, Evan	28-24	512	18.3	57-150	.380	34-95	.358	12-18	.667	19	46	65	2.3	68	2	20	27	7	11	160	5.7
13	Vogrich, Matt	27-0	372	13.8	31-75	.413	20-52	.385	6-9	.667	11	26	37	1.4	22	0	9	12	2	8	88	3.3
15	Horford, Jon	25-0	189	7.6	21-43	.488	1-7	.143	12-17	.706	18	37	55	2.2	36	0	3	9	11	1	55	2.2
22	McLimans, Blake	20-0	120	6.0	11-37	.297	1-17	.059	2-2	1.000	9	8	17	0.9	15	0	4	3	8	2	25	1.3
05	Akunne, Eso	14-0	35	2.5	3-6	.500	1-2	.500	0-1	.000	0	5	5	0.4	2	0	4	1	0	0	7	0.5
20	Bartelstein, Josh	10-0	18	1.8	1-7	.143	1-5	.200	0-1	.000	1	0	1	0.1	1	0	0	0	0	0	3	0.3
32	Person, Corey	4-0	8	2.0	0-0	.000	0-0	.000	1-4	.250	0	0	0	0.0	1	0	1	2	0	0	1	0.3
45	Christian, Colton	23-0	115	5.0	2-11	.182	0-0	.000	0-2	.000	12	20	32	1.4	11	0	1	7	0	1	4	0.2
11	Ervin, Darrick	3-0	3	1.0	0-0	.000	0-0	.000	0-0	.000	0	0	0	0.0	1	0	0	0	0	0	0	0.0
Team											24	40	64				9					
Total.....		28	5650		679-1519	.447	223-644	.346	288-418	.689	241	665	906	32.4	471	7	384	292	55	133	1869	66.8
Opponents.....		28	5650		642-1479	.434	178-551	.323	305-455	.670	261	674	935	33.4	476	8	358	335	69	122	1767	63.1

<b>TEAM STATISTICS</b>	<b>MICH</b>	<b>OPP</b>	<b>Date</b>	<b>Opponent</b>	<b>Score</b>	<b>Att.</b>
SCORING	1869	1767	11/13/10	USC-UPSTATE	w 66-35	7632
Points per game	66.8	63.1	11/18/10	BOWLING GREEN	w 69-50	7852
Scoring margin	+3.6	-	11/21/10	GARDNER-WEBB	w 80-58	7157
FIELD GOALS-ATT	679-1519	642-1479	11/26/10	vs Syracuse	L 50-53	6273
Field goal pct	.447	.434	11/27/10	vs UTEP	L 56-65	5271
3 POINT FG-ATT	223-644	178-551	11/30/10	at Clemson	w 69-61	7237
3-point FG pct	.346	.323	12/04/10	HARVARD	w 65-62	9559
3-pt FG made per game	8.0	6.4	12/06/10	CONCORDIA	w 86-65	9016
FREE THROWS-ATT	288-418	305-455	12/10/10	UTAH	w 75-64	9634
Free throw pct	.689	.670	12/14/10	NORTH CAROLINA CENTRAL	w 64-44	8740
F-Throws made per game	10.3	10.9	12/18/10	OAKLAND	w 69-51	9738
REBOUNDS	906	935	12/23/10	BRYANT	w 87-71	8758
Rebounds per game	32.4	33.4	* 12/28/10	PURDUE	L 57-80	13751
Rebounding margin	-1.0	-	* 01/02/11	PENN STATE	w 76-69	11771
ASSISTS	384	358	* 01/05/11	at Wisconsin	L 50-66	17230
Assists per game	13.7	12.8	01/09/11	KANSAS	Lot 60-67	12476
TURNOVERS	292	335	* 01/12/11	OHIO STATE	L 64-68	11994
Turnovers per game	10.4	12.0	* 01/15/11	at Indiana	L 61-80	17168
Turnover margin	+1.5	-	* 01/18/11	at Northwestern	L 60-74	5192
Assist/turnover ratio	1.3	1.1	* 01/22/11	MINNESOTA	L 64-69	12378
STEALS	133	122	* 01/27/11	at Michigan State	w 61-57	14797
Steals per game	4.8	4.4	* 01/30/11	IOWA	w 87-73	12978
BLOCKS	55	69	* 02/03/11	at Ohio State	L 53-62	18809
Blocks per game	2.0	2.5	* 02/06/11	at Penn State	w 65-62	8302
ATTENDANCE	177383	130387	* 02/09/11	NORTHWESTERN	w 75-66	10198
Home games-Avg/Game	17-10434	9-13205	* 02/12/11	INDIANA	w 73-69	13751
Neutral site-Avg/Game	-	2-5772	* 02-16-11	at Illinois	L 52-54	16273
			* 02/19/11	at Iowa	Wot 75-72	13835

<b>Score by Periods</b>	<b>1st</b>	<b>2nd</b>	<b>OT</b>	<b>Totals</b>
Michigan	864	986	19	1869
Opponents	781	963	23	1767

\* - Conference game



**2010-11 Michigan Men's Basketball  
Michigan Combined Team Statistics (as of Feb 19, 2011)  
Conference games**



<b>RECORD:</b>	<b>OVERALL</b>	<b>HOME</b>	<b>AWAY</b>	<b>NEUTRAL</b>
ALL GAMES	7-8	4-3	3-5	0-0
CONFERENCE	7-8	4-3	3-5	0-0
NON-CONFERENCE	0-0	0-0	0-0	0-0

#	Player	gp-gs	min	avg	Total		3-Point		F-Throw		Rebounds				pf	dq	a	to	blk	stl	pts	avg			
					fg-fga	fg%	3fg-fga	3fg%	ft-fa	ft%	off	def	tot	avg											
04	Morris, Darius	15-14	526	35.1	84-175	.480	5-25	.200	52-77	.675	17	48	65	4.3	38	0	96	51	0	10	225	15.0			
10	Hardaway Jr, Tim	15-15	468	31.2	71-157	.452	35-83	.422	33-45	.733	9	50	59	3.9	34	0	28	21	2	19	210	14.0			
52	Morgan, Jordan	15-15	383	25.5	64-96	.667	0-0	.000	15-31	.484	21	49	70	4.7	48	1	5	26	10	5	143	9.5			
00	Novak, Zack	15-15	537	35.8	43-100	.430	31-71	.437	26-30	.867	10	55	65	4.3	42	2	25	10	1	12	143	9.5			
01	Douglass, Stu	15-5	485	32.3	42-107	.393	23-64	.359	2-6	.333	6	35	41	2.7	30	0	30	16	5	13	109	7.3			
23	Smotrycz, Evan	15-11	275	18.3	28-76	.368	18-51	.353	2-5	.400	10	23	33	2.2	44	2	5	15	4	7	76	5.1			
13	Vogrich, Matt	14-0	189	13.5	13-29	.448	9-20	.450	4-5	.800	4	13	17	1.2	13	0	5	5	2	4	39	2.8			
15	Horford, Jon	14-0	88	6.3	8-18	.444	0-2	.000	5-7	.714	4	11	15	1.1	17	0	1	3	4	0	21	1.5			
20	Bartelstein, Josh	4-0	6	1.5	1-4	.250	1-4	.250	0-0	.000	0	0	0	0.0	0	0	0	0	0	0	3	0.8			
05	Akunne, Eso	6-0	9	1.5	1-2	.500	0-0	.000	0-0	.000	0	1	1	0.2	1	0	1	0	0	0	2	0.3			
45	Christian, Colton	12-0	34	2.8	1-2	.500	0-0	.000	0-0	.000	1	5	6	0.5	4	0	1	0	0	0	2	0.2			
22	McLimans, Blake	7-0	25	3.6	0-5	.000	0-3	.000	0-0	.000	1	0	1	0.1	1	0	0	1	1	0	0	0.0			
Team											13	19	32												3
Total.....		15	3025		356-771	.462	122-323	.378	139-206	.675	96	309	405	27.0	272	5	197	151	29	70	973	64.9			
Opponents.....		15	3025		369-759	.486	99-269	.368	184-268	.687	132	352	484	32.3	245	6	215	166	34	60	1021	68.1			

<b>TEAM STATISTICS</b>	<b>MICH</b>	<b>OPP</b>	<b>Date</b>	<b>Opponent</b>	<b>Score</b>	<b>Att.</b>	
SCORING	973	1021	* 12/28/10	PURDUE	L 57-80	13751	
Points per game	64.9	68.1	* 01/02/11	PENN STATE	w 76-69	11771	
Scoring margin	-3.2	-	* 01/05/11	at Wisconsin	L 50-66	17230	
FIELD GOALS-ATT	356-771	369-759	* 01/12/11	OHIO STATE	L 64-68	11994	
Field goal pct	.462	.486	* 01/15/11	at Indiana	L 61-80	17168	
3 POINT FG-ATT	122-323	99-269	* 01/18/11	at Northwestern	L 60-74	5192	
3-point FG pct	.378	.368	* 01/22/11	MINNESOTA	L 64-69	12378	
3-pt FG made per game	8.1	6.6	* 01/27/11	at Michigan State	w 61-57	14797	
FREE THROWS-ATT	139-206	184-268	* 01/30/11	IOWA	w 87-73	12978	
Free throw pct	.675	.687	* 02/03/11	at Ohio State	L 53-62	18809	
F-Throws made per game	9.3	12.3	* 02/06/11	at Penn State	w 65-62	8302	
REBOUNDS	405	484	* 02/09/11	NORTHWESTERN	w 75-66	10198	
Rebounds per game	27.0	32.3	* 02/12/11	INDIANA	w 73-69	13751	
Rebounding margin	-5.3	-	* 02-16-11	at Illinois	L 52-54	16273	
ASSISTS	197	215	* 02/19/11	at Iowa	Wot 75-72	13835	
Assists per game	13.1	14.3					
TURNOVERS	151	166					
Turnovers per game	10.1	11.1					
Turnover margin	+1.0	-					
Assist/turnover ratio	1.3	1.3					
STEALS	70	60					
Steals per game	4.7	4.0					
BLOCKS	29	34					
Blocks per game	1.9	2.3					
ATTENDANCE	86821	111606					
Home games-Avg/Game	7-12403	8-13951					
Neutral site-Avg/Game	-	0-0					

<b>Score by Periods</b>	<b>1st</b>	<b>2nd</b>	<b>OT</b>	<b>Totals</b>
Michigan	427	536	10	973
Opponents	445	569	7	1021

\* - Conference game