



# MERCER BEARS

BASKETBALL

## 2023-24 MEN'S BASKETBALL GAME NOTES

### Mercer Bears (1-3, 0-0 SoCon)

**Head Coach:** Greg Gary (Tulane, 1992)  
**Record at Mercer:** 66-65 (5th season)  
**Overall Record:** 82-109 (8th season)  
**vs. Tennessee State:** 0-0

vs.

### Tennessee State Tigers (3-1, 0-0 OVC)

**Head Coach:** Brian "Penny" Collins (Belmont, 2006)  
**Record at TSU:** 66-88 (6th season)  
**Overall Record:** 66-88 (6th season)  
**vs. Mercer:** 0-0

Game 5 | vs. Tennessee State | Friday, November 24 | 11 a.m. CT | Destin, Fla.



MERCERBEARS.COM

#### BROADCAST INFORMATION

##### TV | FloHoops

Gray Robertson, PxP  
Richard Hendrix, Analyst  
Nathan Brown, reporter

##### RADIO

None

##### VIDEO STREAM

FloHoops

##### AUDIO STREAM

None



TSUTIGERS.COM

#### PROBABLE STARTERS

MERCER			Ht.	Wt.	Yr.	Hometown	PPG	RPG	Other
G	0	Jah Quinones	6-4	225	So.	Orlando, Fla.	5.3	2.0	.333 FG%
G	1	Anthony Benard	5-10	170	Fr.	Detroit, Mich.	5.0	0.8	.600 FG%
F	5	Jalyn McCreary	6-8	225	R-Sr.	Marietta, Ga.	14.8	6.0	.511 FG%
F	6	Alex Holt	6-8	220	Jr.	Lexington, N.C.	3.5	2.8	.600 FG%
G	11	Robby Carmody	6-4	195	Gr.	Mars, Pa.	11.0	2.5	.522 FG%

ALABAMA			Ht.	Wt.	Yr.	Hometown	PPG	RPG	Other
G	1	Marcus Fitzgerald Jr.	6-2	182	Jr.	Nashville, Tenn.	10.4	2.8	3.2 APG
G	2	Christian Brown	6-6	205	Gr.	Hopkins, S.C.	12.8	2.5	.533 FG%
G	5	E.J. Bellinger	6-4	205	Gr.	St. Peters, Mo.	15.2	5.6	.500 3PT%
G	10	Kinyon Hodges	6-2	180	Sr.	Cape Girardeau, Mo.	9.0	5.4	.548 FG%
F	33	Jason Jitoboh	6-11	300	Sr.	Abuja, Nigeria	8.6	5.2	2.6 BPG

#### BEAR CRAWLS

##### THE SERIES

- Mercer will meet Tennessee State for only the second time in program history. The Bears topped the Tigers, 68-60, in the squads' previous matchup in the opening round of the Collegian-Sider.com Tournament on March 13, 2012.
- Saturday's potential matchup in Destin, Fla., could include a contest with either Southeastern Louisiana or Western Michigan. The Bears are just 5-8 all-time against SLU, and have just one previous meeting with Western Michigan, a 68-65 win during the 2015-16 campaign.

##### SCOUTING THE BEARS

- Mercer has won only one contest heading into the final rounds of the Emerald Coast Classic. They won their first road game of the season at Chicago State 66-61.
- The Bears have forced 16.25 turnovers per game through four outings, good enough for 48th, nationally. MU has turned in 8.5 steals per game (82nd NCAA) in 2023-24 as well.
- Mercer suffered from a 27-point halftime deficit against Alabama and their 80 percent first half shooting percentage but was only outscored by four points in the second half.
- Redshirt senior Jalyn McCreary, Southern Conference Preseason All-Conference selection, leads the Bears averaging 14.8 points and six rebounds per game.

##### SCOUTING TSU

- Tennessee State's only loss so far this season came from Oregon in another first round game of the Emerald Coast Classic, where they suffered a similar score to Mercer's loss to Alabama, 92-67. Three Tennessee State players scored in double figures.
- The Tigers are picked to finish third in the Ohio Valley Conference after finishing third in the regular season in 2022-23 and losing to Southeast Missouri State in the second round of the tournament.
- Junior Marcus Fitzgerald Jr. and senior Kinyon Hodges were named to the Preseason All-Ohio Valley Conference Team. Fitzgerald Jr. averaged 13.6 points per game last season and scored in double figures in 22 games. He currently leads the Tigers this season with 27.8 points per game.

### 2023-24 SCHEDULE

<b>RECORD:</b>	1-3
<b>SoCon:</b>	0-0
<b>Non-Conference:</b>	1-3
<b>Home:</b>	0-1
<b>Away:</b>	1-2
<b>Neutral:</b>	0-0

OPPONENT	TV	TIME
<b>NOVEMBER</b>		
6 CLARK ATLANTA	ESPN+	L, 71-64
9 at Chicago State	None	W, 66-61
14 at Morehead State	ESPN+	L, 74-66
17 ! at Alabama	ESPN+	L, 98-67
24 ! vs. Tennessee State	FloHoops	Noon
25 ! vs. W. Mich./SE La.	FloHoops	TBA

<b>DECEMBER</b>		
1 at Georgia	--	7 p.m.
6 SOUTH ALABAMA	ESPN+	11 a.m.
9 GEORGIA STATE	ESPN+	2 p.m.
16 FLORIDA GULF COAST	ESPN+	2 p.m.
19 QUEENS (N.C.)	ESPN+	7 p.m.
21 THOMAS	ESPN+	1 p.m.
29 TALLADEGA	ESPN+	2 p.m.

<b>JANUARY</b>		
3 * at East Tennessee State	ESPN+	7 p.m.
7 * at VMI	ESPN+	TBA
10 * at Wofford	ESPN+	7 p.m.
13 * WESTERN CAROLINA	ESPN+	2 p.m.
17 * CHATTANOOGA	ESPN+	7 p.m.
20 * at Samford	ESPN+	6 p.m.
24 * at The Citadel	ESPN+	7 p.m.
27 * at UNC Greensboro	ESPN+	4 p.m.
31 * EAST TENNESSEE STATE	ESPN+	7 p.m.

<b>FEBRUARY</b>		
3 * VMI	ESPN+	2 p.m.
7 * FURMAN	ESPN+	7 p.m.
10 * at Western Carolina	ESPN+	4 p.m.
14 * WOFFORD	ESPN+	7 p.m.
17 * SAMFORD	ESPN+	2 p.m.
21 * THE CITADEL	ESPN+	7 p.m.
24 * UNC GREENSBORO	ESPN+	4:30 p.m.
28 * at Chattanooga	ESPN+	7 p.m.

<b>MARCH</b>		
2 * at Furman	ESPN+	TBA
7-11 at SoCon Tournament	ESPN+	TBA

All times Eastern. Subject to change,  
! = Emerald Coast Classic (Destin, Fla.)  
\* = Southern Conference (SoCon) game

## QUICK FACTS

### THE BASICS

**Location:** Macon, Ga.  
**Founded:** 1833  
**Conference:** Southern (SoCon)  
**Enrollment:** 9,100  
**Colors:** Orange & Black  
**Nickname:** Bears  
**Mascot:** Toby (& Tot)  
**Band:** Mercer University Marching Band  
**University President:** Bill Underwood  
**Faculty Athletics Rep:** Dr. Jeffrey Hugdahl  
**Director of Athletics:** Jim Cole  
**Athletics Department Phone:** (478) 301-2994  
**Ticket Office Phone:** (478) 952-1740

### COURT FACTS

#### HAWKINS ARENA

**Opened:** January 2004 (University Center)  
**Renamed:** Spring 2012  
**Construction Cost:** \$40 million  
**Normal Capacity:** 3,200  
**Special Events Capacity:** 4,500  
**First Game:** Mercer 73, Georgia State 55 (1/27/04)  
**Record In Arena:** 199-94 (.679)  
**Largest Crowd:** 4,502 vs. Wofford (1/16/16)

## MEDIA NOTES

### CREDENTIALS

Outlets interested in obtaining credentials to cover Mercer basketball home games must contact Asst. Media Relations Director Makenzie Jones no later than 48 hours prior to tipoff. Credentials will be issued to working media only. Media credentials are not transferable and use by anyone other than members of the working media is unauthorized. Web-based media from sites affiliated with established, nationally recognized news-gathering organizations are eligible for media credentials.

### INTERVIEW REQUESTS

All requests for interviews with coaches and Mercer players must be arranged through Makenzie Jones. Advance notice of at least 24 hours is preferred, but every attempt will be made to accommodate all requests. Additionally, coaches and student-athletes will be available for post-game interviews following a brief cooling-off period and requests for these must be made by contacting an athletic media relations staff member.

### WEEKLY PRESS CONFERENCES

Head coach Greg Gary and select Mercer players will be made available on Mondays at 12:30 p.m. on the second floor of the Drake Fieldhouse. Media in attendance are invited to stay for the luncheon immediately following.

## MEDIA RELATIONS



### MAKENZIE JONES

Assistant Media Relations Director  
**C:** (423) 312-0679  
**O:** (478) 301-5218  
**E:** jones\_m@mercer.edu  
**X/Twitter:** @makenzie\_jones



## MERCER ROSTERS (NUMERICAL/ALPHABETICAL)

No.	Name	Pos.	Ht.	Wt.	Cl.	Hometown / High School (Previous School)
0	Jah Quinones	G	So.	6-4	225	Orlando, Fla. / Lake Highland Prep School
1	Anthony Benard	G	Fr.	5-10	170	Detroit, Mich. / Grosse Pointe South HS
2	Michael Zandoni	G	So.	6-5	195	Charlotte, N.C. / Greensboro Day School
3	Jalen Cobb	G	Gr.	6-1	170	Decatur, Ga. / Columbia HS (Fordham)
5	Jalyn McCreary	F	R-Sr.	6-8	225	Marietta, Ga. / Legacy Early College (South Florida)
6	Alex Holt	F	Jr.	6-8	220	Lexington, N.C. / Lexington HS (High Point)
8	Amanze Ngumezi	F	Gr.	6-9	245	Savannah, Ga. / Sol C. Johnson HS (Jacksonville State)
9	Earnest Ofremu	F	Fr.	6-5	180	Powder Springs, Ga. / McEachern HS
10	Caleb Hunter	G	Jr.	5-10	180	Detroit, Mich. / Detroit Jesuit HS (Mississippi Valley State)
11	Robby Carmody	G	Gr.	6-4	195	Mars, Pa. / Mars Area HS (Notre Dame)
12	David Thomas	G	Fr.	6-2	195	McDonough, Ga. / Eagles Landing HS
14	TJ Grant	F	So.	6-5	210	Warner Robins, Ga. / Veterans HS
15	Jake Davis	F	Fr.	6-6	210	McCordsville, Ind. / Cathedral HS
22	Lukas Platauna	G	Fr.	6-4	190	Savannah, Ga. / Woodville Tompkins HS
23	Sidy Diallo	C	So.	7-2	210	Dakar, Senegal / St. Paul HS (Kansas City)

No.	Name	Pos.	Ht.	Wt.	Cl.	Hometown / High School (Previous School)
1	Anthony Benard	G	Fr.	5-10	170	Detroit, Mich. / Grosse Pointe South HS
11	Robby Carmody	G	Gr.	6-4	195	Mars, Pa. / Mars Area HS (Notre Dame)
3	Jalen Cobb	G	Gr.	6-1	170	Decatur, Ga. / Columbia HS (Fordham)
15	Jake Davis	F	Fr.	6-6	210	McCordsville, Ind. / Cathedral HS
23	Sidy Diallo	C	So.	7-2	210	Dakar, Senegal / St. Paul HS (Kansas City)
14	TJ Grant	F	So.	6-5	210	Warner Robins, Ga. / Veterans HS
6	Alex Holt	F	Jr.	6-8	220	Lexington, N.C. / Lexington HS (High Point)
10	Caleb Hunter	G	Jr.	5-10	180	Detroit, Mich. / Detroit Jesuit HS (Mississippi Valley State)
5	Jalyn McCreary	F	R-Sr.	6-8	225	Marietta, Ga. / Legacy Early College (South Florida)
8	Amanze Ngumezi	F	Gr.	6-9	245	Savannah, Ga. / Sol C. Johnson HS (Jacksonville State)
9	Earnest Ofremu	F	Fr.	6-5	180	Powder Springs, Ga. / McEachern HS
22	Lukas Platauna	G	Fr.	6-4	190	Savannah, Ga. / Woodville Tompkins HS
0	Jah Quinones	G	So.	6-4	225	Orlando, Fla. / Lake Highland Prep School
12	David Thomas	G	Fr.	6-2	295	McDonough, Ga. / Eagles Landing HS
2	Michael Zandoni	G	So.	6-5	195	Charlotte, N.C. / Greensboro Day School

**Head Coach:** Greg Gary (Tulane, 1992)

*Overall Record: 82-109 (8th season)*

*Record at Mercer: 66-65 (5th season)*

**Assistant Coach:** Bobby Kummer (5th season)

**Assistant Coach:** Kim Lewis (5th season)

**Assistant Coach:** D.J. Byrd (5th season)

**Assistant Coach:** Ryne E. Smith (3rd season)

**Graduate Assistant:** Jordan Martin (2nd season)

**Graduate Assistant:** Griffin Myers (2nd season)

**Strength & Conditioning Coach:** Justin Browner (1st season)

**Media Relations Contact:** Makenzie Jones (1st season)

## PRONUNCIATION GUIDE

**Anthony Benard:** ben-ARD

**Robby Carmody:** CAR-muh-dee

**Sidy Diallo:** SEED-ee JAH-low

**Amanze Ngumezi:** MAHN-zay ING-goo-MESS-ee

**Earnest Ofremu:** oh-FRAY-moo

**Lukas Platauna:** pluh-TAW-nuh

**Jah Quinones:** keen-YONE-ezz

**Michael Zandoni:** zuh-NO-nee

## SOCIAL MEDIA



## BROADCAST QUICK REFERENCE



0

**JAH QUINONES****Sr. • 6-4 • 225 • Orlando, Fla. • Lake Highland Prep**

	GP-S	PPG	RPG	APG	BPG	FG%	3FG	FT%
23-24	4-4	5.3	2.3	1	0.0	.333	.250	.625
ALL	36-12	5.6	3.4	1.6	0.1	.400	.234	.697
Career Highs	Pts: 19	Rebs: 11	Ast: 5	Sd: 7	Blk: 1			

- Member of 2022-23 SoCon All-Freshman Team
- Saw action in 32 of Mercer's 33 games last season and has started every game so far this season
- Has reached double-figure scoring in seven career games so far

**SEASON HIGHS**

**Pts:** 12 at Morehead  
**Reb:** 4 at Chicago St.  
**Ass:** 3 vs. Clark Atlanta  
**Stl:** 7 at Morehead



1


**ANTHONY BENARD****Fr. • 5-10 • 170 • Detroit, Mich. • Grosse Pointe South HS**

	GP-S	PPG	RPG	APG	BPG	FG%	3FG	FT%
23-24	4-3	5.0	0.8	2.8	0.0	.600	.000	.500
ALL	4-3	5.0	0.8	2.8	0.0	.600	.000	.500
Career Highs	Pts: 7	Rebs: 2	Ast: 4	Sd: 1	Blk: 0			

- Holds six school records at Grosse Pointe South High School (Mich.)
- 18.0 points, 5.2 rebounds, 5.1 assists, 3.2 steals, 3.1 blocks as a senior
- All-state honors from four organizations following senior prep season
- Was also an all-conference quarterback at Grosse Pointe

**SEASON HIGHS**

**Pts:** 7 at Morehead  
**Reb:** 2 at Morehead  
**Ass:** 4 at Morehead  
**Stl:** 1 at Chicago St.



2


**MICHAEL ZANONI****So. • 6-5 • 195 • Charlotte, N.C. • Greensboro Day School**

	GP-S	PPG	RPG	APG	BPG	FG%	3FG	FT%
23-24	4-0	1.3	0.8	0.5	0.0	.167	.111	.000
ALL	37-13	5.6	1.9	0.5	0.0	.370	.336	.742
Career Highs	Pts: 21	Rebs: 6	Ast: 3	Sd: 3	Blk: 0			

- One of just two players to log time in all 33 games last season
- Recorded a career-high four 3-pointers against Middle Georgia State
- Started 12 straight games from November through December

**SEASON HIGHS**

**Pts:** 2 at Morehead  
**Reb:** 2 vs. Clark Atlanta  
**Ass:** 1, twice  
**Stl:** 2 at Morehead



3

**JALEN COBB****Gr. • 6-1 • 170 • Decatur, Ga. • Fordham**

	GP-S	PPG	RPG	APG	BPG	FG%	3FG	FT%
23-24	4-0	2.8	1.3	2.75	0.0	.200	.286	.833
ALL	84-61	9.1	3.1	2.4	0.3	.350	.313	.729
Career Highs	Pts: 22	Rebs: 9	Ast: 8	Sd: 4	Blk: 2			

- 3-year starter at Fordham
- Started first four games last season before suffering season-ending injury
- Led 2020-21 Fordham squad in assists and steals
- Appeared in all 32 games as a freshman

**SEASON HIGHS**

**Pts:** 8 vs. Clark Atlanta  
**Reb:** 3 vs. Clark Atlanta  
**Ass:** 2 vs. Clark Atlanta  
**Stl:** 2 vs. Clark Atlanta



5

**JALYN MCCREARY****R-Sr. • 6-8 • 225 • Marietta, Ga. • South Florida**

	GP-S	PPG	RPG	APG	BPG	FG%	3FG	FT%
23-24	4-4	14.8	6.0	0.3	0.7	.511	1.000	.526
ALL	97-32	8.6	3.8	0.4	0.7	.538	.500	.542
Career Highs	Pts: 26	Rebs: 15	Ast: 3	Sd: 3	Blk: 4			

- Named preseason All-SoCon selection
- All-SoCon selection last season
- Made 228 field goals last season (8th all-time at Mercer)
- One of just two players to log time in all 33 games last season
- Ranked 5th in SoCon last season with 54.7 field goal percentage

**SEASON HIGHS**

**Pts:** 18 at Chicago St.  
**Reb:** 6, twice  
**Ass:** 1 at Morehead  
**Stl:** 3 at Chicago St.



6

**ALEX HOLT****Jr. • 6-8 • 220 • Lexington, N.C. • High Point**

	GP-S	PPG	RPG	APG	BPG	FG%	3FG	FT%
23-24	4-3	3.5	2.8	0.0	0.5	.600	.000	.333
ALL	87-15	4.7	3.0	0.4	0.4	.554	.167	.431
Career Highs	Pts: 18	Rebs: 10	Ast: 2	Sd: 2	Blk: 2			

- Shot 53 percent from the field as a sophomore at High Point
- Made his first start for the Bears in the team's first win of the season on the road at Chicago State
- Played in all 32 games as a freshman, shot 62.4 percent from field
- Played in all 30 games as a sophomore

**SEASON HIGHS**

**Pts:** 6 vs. Clark Atlanta  
**Reb:** 4 vs. Clark Atlanta  
**Ass:** null  
**Blk:** 1 vs. Clark Atlanta



8

**AMANZE NGUMEZI****Gr. • 6-9 • 245 • Savannah, Ga. • Jacksonville State**

	GP-S	PPG	RPG	APG	BPG	FG%	3FG	FT%
23-24	4-1	6.3	3.5	0.5	0.5	.429	.273	.667
ALL	90-22	5.6	2.4	0.6	0.4	.423	.306	.631
Career Highs	Pts: 20	Rebs: 9	Ast: 3	Sd: 2	Blk: 3			

- Earned spot on 2022-23 SoCon All-Freshman Team
- Career-high 20 points, 8 rebounds against UT-Martin as sophomore
- Made four 3-pointers 2 weeks later en route to matching career high
- Won slam dunk contest at Georgia's preseason hype event as freshman
- Saw action in 31 of 32 games in lone season at Georgia

**SEASON HIGHS**

**Pts:** 8 at Chicago St.  
**Reb:** 9 at Chicago St.  
**Ass:** 1, twice  
**Stl:** 1, twice



10


**CALEB HUNTER****Jr. • 5-10 • 180 • Detroit, Mich. • Mississippi Valley State**

	GP-S	PPG	RPG	APG	BPG	FG%	3FG	FT%
23-24	4-0	4.8	1.3	1.3	0.0	.333	.250	.750
ALL	81-76	13.6	3.0	2.5	0.1	.332	.296	.587
Career Highs	Pts: 31	Rebs: 8	Ast: 8	Sd: 5	Blk: 2			

- 77 games played, 76 starts at Mississippi Valley State
- SWAC Freshman of the Year in 2019-20
- Earned two career SWAC Player of the Week honors
- Canned career-high 7 3-pointers against Southern (1/20/20)

**SEASON HIGHS**

**Pts:** 6 at Morehead  
**Reb:** 3 at Chicago St.  
**Ass:** 3 at Chicago St.  
**Stl:** 1 at Morehead



11

**ROBBY CARMODY****Gr. • 6-4 • 195 • Mars, Pa. • Notre Dame**

	GP-S	PPG	RPG	APG	BPG	FG%	3FG	FT%
23-24	4-4	11.0	2.5	1.3	0.0	.522	.375	.708
ALL	27-6	4.3	1.4	0.4	0.1	.429	.160	.690
Career Highs	Pts: 18	Rebs: 4	Ast: 3	Sd: 4	Blk: 1			

- Career-high 18 points in first road game with Mercer at Chicago State
- Leads the 2023-24 team in free throw shooting percentage (.708)
- 2018 Pennsylvania Gatorade Player of the Year in high school
- Recruited by Greg Gary when he was assistant coach at Purdue
- Had three season-ending injuries while at Notre Dame

**SEASON HIGHS**

**Pts:** 18 at Chicago St.  
**Reb:** 4, twice  
**Ass:** 3 at Chicago St.  
**Stl:** 1 at Morehead



12

**DAVID THOMAS****Fr. • 6-2 • 195 • McDonough, Ga. • Eagles Landing HS**

	GP-S	PPG	RPG	APG	BPG	FG%	3FG	FT%
23-24	4-1	4.5	1.5	0.3	0.0	.333	.286	.500
ALL	4-1	3.7	1.5	0.3	0.0	.333	.286	.500
Career Highs	Pts: 8	Rebs: 3	Ast: 1	Sd: 1	Blk: 0			

- Earned region player of the year laurels as a prep senior
- Averaged 21.2 points per game as prep senior at Eagles Landing
- Member of Atlanta Celtics AAU squad, placed 3rd at adidas Nationals
- Averaged 18.2 points per game with Atlanta Celtics

**SEASON HIGHS**

**Pts:** 8 at Chicago St.  
**Reb:** 3 vs. Clark Atlanta  
**Ass:** 1 at Morehead  
**Stl:** 1 vs. Clark Atlanta



14


**TJ GRANT****So. • 6-5 • 210 • Warner Robins, Ga. • Veterans HS**

	GP-S	PPG	RPG	APG	BPG	FG%	3FG	FT%
23-24	3-0	0.7	1.0	0.0	0.0	.167	.000	.000
ALL	23-0	2.0	2.1	0.5	0.4	.405	.100	.409
Career Highs	Pts: 11	Rebs: 12	Ast: 4	Sd: 2	Blk: 2			

- Played in 20 games as true freshman last season
- Shot 44.4 percent from field in 2023-24
- Led Bears in rebounding twice, blocks three times

**SEASON HIGHS**

**Pts:** 2 vs. Clark Atlanta  
**Reb:** 1 vs. Clark Atlanta  
**Ass:** null  
**Stl:** 1 at Chicago St.



15

**JAKE DAVIS****Fr. • 6-6 • 210 • McCordsville, Ind. • Cathedral HS**

	GP-S	PPG	RPG	APG	BPG	FG%	3FG	FT%
23-24	4-0	6.3	3.3	0.8	0.0	.444	.400	.750
ALL	4-0	6.3	3.3	0.8	0.0	.444	.400	.750
Career Highs	Pts: 9	Rebs: 4	Ast: 3	Sd: 2	Blk: 0			

- Member of Indiana State Championship team as prep junior
- Leads the 2023-24 team in three pointers made (6) and percentage (.400)
- Tallied nine points on trio of 3-pointers in first collegiate road game
- Member of the 2020 IHSAA football state championship team

**SEASON HIGHS**

**Pts:** 9 at Chicago St.  
**Reb:** 4, twice  
**Ass:** 3 vs. Clark Atlanta  
**Stl:** 2 vs. Clark Atlanta



# MERCER BEARS BASKETBALL

## 2023-24 BOX SCORES



Official Basketball Box Score - Final  
**Clark Atlanta at Mercer**  
11/06/23 Hawkins Arena, Macon, Ga.  
2023-24 Men's Basketball

Game Time: 7:00 PM  
Game Duration: 2:00  
Attendance: 1,272



Official Basketball Box Score - Final  
**Mercer at Chicago St.**  
11/09/23 Jones Convocation Center, Chicago  
2023-24 Men's Basketball

Game Time: 7:00 PM  
Game Duration: 2:08  
Attendance: 233

Officials: Evan Berg, Nick Heater, Marvin Harris Jr.

Officials: Dan Dorian, Mike O'Neal, Alfred Smith

Clark Atlanta - 71

Record: 0-0

NO. Name	Min	FG M-A	3P M-A	FT M-A	Rebounds OR DR TOT	Fouls PF FD	TP	AS	TO	ST	Blocks BS BA	+/-
2 Dez'Mond Perkins	F 27:02	7-10	0-0	2-4	2 3 5	2 4	16	1	0	1	1	0 5
11 Shemari Fuller	F 12:00	2-5	0-1	0-0	0 5 5	4 0	4	0	1	1	0	0 3
21 Demetrius Headspeh	C 24:12	2-2	0-0	0-0	1 1 2	1 0	4	0	0	0	1	0 -2
0 Chris Martin	G 29:32	4-12	2-4	4-5	0 1 1	2 6	14	2	1	1	0	0 6
55 Jalen Nesmith	G 30:13	2-4	1-3	3-4	0 5 5	3 2	8	1	4	1	0	1 7
5 Jalen Williams	13:43	0-6	0-4	4-6	1 2 3	2 3	4	0	2	1	0	0 1
1 Xavier Griffith	18:59	5-7	2-3	5-5	2 2 4	1 3	17	1	0	0	0	0 7
10 Kharye Cayne	21:24	0-0	0-0	0-0	4 7 11	3 1	0	2	0	1	0	0 9
23 Silas Mason	19:27	2-3	0-0	0-1	0 0 0	1 1	4	0	1	0	0	0 2
4 Andrew Stewart	09:47	0-2	0-1	0-0	0 1 1	1 0	0	0	1	1	0	0 0
15 Mason Matthews	03:51	0-0	0-0	0-1	0 1 1	0 1	0	1	1	0	0	0 -3
Team					0 0 0		0					
<b>Totals</b>		24-51	5-16	18-26	10 28 38	20 21	71	8	11	7	2	1 7

Technical Fouls: Cayne 1<sup>st</sup> 7:21

Shooting By Period		
1 <sup>st</sup> FG%	10-21	47.6%
3PT%	1-7	14.3%
FT%	10-15	66.7%
2 <sup>nd</sup> FG%	14-30	46.7%
3PT%	4-9	44.4%
FT%	8-11	72.7%
GM FG%	24-51	47.1%
3PT%	5-16	31.3%
FT%	18-26	69.2%

Dead Ball Rebounds: 3, 0

Mercer - 66

Record: 1-1

NO. Name	Min	FG M-A	3P M-A	FT M-A	Rebounds OR DR TOT	Fouls PF FD	TP	AS	TO	ST	Blocks BS BA	+/-
5 Jalyn McCreary	F 27:38	7-11	0-0	4-7	3 3 6	3 6	18	0	0	3	2	1 7
6 Alex Holt	F 09:47	0-2	0-1	2-2	0 0 0	0 1	2	0	0	0	0	0 -1
0 Jah Quinones	G 17:44	2-4	0-1	0-0	1 3 4	4 0	4	1	0	1	0	0 11
1 Anthony Benard	G 20:52	1-2	0-1	1-2	0 1 1	1 1	3	2	4	1	0	0 0
11 Robby Carmody	G 27:44	4-9	1-3	9-13	2 2 4	3 9	18	3	1	0	0	2 3
12 David Thomas	10:31	3-5	2-3	0-0	0 0 0	3 0	8	0	1	0	0	0 4
8 Amanze Ngumezi	23:32	1-2	0-1	0-0	0 9 9	2 1	2	1	1	1	0	0 9
15 Jake Davis	22:33	3-4	3-4	0-0	0 4 4	3 0	9	0	2	2	0	0 -9
2 Michael Zanon	12:35	0-3	0-0	0-0	0 0 0	2 0	0	1	0	0	0	0 0
10 Caleb Hunter	19:07	1-5	0-2	0-0	0 3 3	1 1	2	3	0	0	0	0 5
3 Jalen Cobb	03:54	0-0	0-0	0-0	0 0 0	1 0	0	0	1	0	0	0 -1
14 TJ Grant	04:03	0-1	0-1	0-0	0 0 0	2 0	0	0	0	1	0	0 -1
Team					1 0 1		0					
<b>Totals</b>		22-48	6-20	16-24	7 25 32	25 19	66	11	12	9	3	3 5

Technical Fouls: NONE

Shooting By Period		
1 <sup>st</sup> FG%	11-23	47.8%
3PT%	3-10	30.0%
FT%	8-12	66.7%
2 <sup>nd</sup> FG%	11-25	44.0%
3PT%	3-10	30.0%
FT%	8-12	66.7%
GM FG%	22-48	45.8%
3PT%	6-20	30.0%
FT%	16-24	66.7%

Dead Ball Rebounds: 2, 0

Mercer - 64

Record: 0-1

NO. Name	Min	FG M-A	3P M-A	FT M-A	Rebounds OR DR TOT	Fouls PF FD	TP	AS	TO	ST	Blocks BS BA	+/-
5 Jalyn McCreary	F 25:08	5-10	1-1	3-5	1 5 6	2 4	14	0	1	0	0	0 -14
8 Amanze Ngumezi	F 13:02	1-3	0-2	2-2	0 1 1	1 3	4	1	0	1	0	0 -8
0 Jah Quinones	G 25:48	1-4	1-4	2-4	0 1 1	2 2	5	3	0	0	0	0 2
11 Robby Carmody	G 14:02	3-3	2-2	0-0	1 3 4	3 2	8	0	4	0	0	0 -6
12 David Thomas	G 15:56	1-6	0-2	1-2	2 1 3	2 2	3	0	1	1	0	0 1
2 Michael Zanon	09:17	0-4	0-3	0-0	0 2 2	1 0	0	1	1	0	0	0 -5
3 Jalen Cobb	28:36	1-1	1-6	5-6	0 3 3	3 4	6	2	1	2	0	0 0
14 TJ Grant	07:21	1-3	0-2	0-0	1 0 1	2 0	2	0	0	0	0	0 -1
10 Caleb Hunter	06:57	0-2	0-0	2-2	0 1 1	0 1	2	0	1	0	0	0 -7
15 Jake Davis	25:03	3-9	2-8	0-0	3 1 4	5 0	8	3	0	2	0	1 2
1 Anthony Benard	16:49	2-2	0-0	0-0	0 0 0	1 0	4	1	1	0	0	0 2
6 Alex Holt	12:01	3-3	0-0	0-2	2 2 4	0 1	6	0	0	0	1	0 3
Team					1 2 3		0					
<b>Totals</b>		21-56	7-30	15-23	11 22 33	22 19	64	11	10	6	1	2 -7

Technical Fouls: Ngumezi 1<sup>st</sup> 7:21

Shooting By Period		
1 <sup>st</sup> FG%	11-30	36.7%
3PT%	5-17	29.4%
FT%	7-8	87.5%
2 <sup>nd</sup> FG%	10-26	38.5%
3PT%	2-13	15.4%
FT%	8-15	53.3%
GM FG%	21-56	37.5%
3PT%	7-30	23.3%
FT%	15-23	65.2%

Dead Ball Rebounds: 4, 0

Chicago St. - 61

Record: 0-2

NO. Name	Min	FG M-A	3P M-A	FT M-A	Rebounds OR DR TOT	Fouls PF FD	TP	AS	TO	ST	Blocks BS BA	+/-
1 Wesley Cardet Jr.	G 35:44	4-15	2-9	7-9	1 8 9	2 10	17	5	2	0	1	1 0
2 Deshawn Jean-Charles	G 32:45	6-11	2-6	1-2	2 1 3	3 3	15	1	1	2	0	0 -8
5 Kedrick Green	G 12:55	0-2	0-1	0-0	2 0 2	4 0	0	0	1	0	0	0 -12
12 Brent Davis	G 34:42	2-5	1-4	4-7	1 2 3	3 4	9	1	3	1	0	0 -6
24 Jahsean Corbett	G 34:53	5-10	0-2	6-10	4 6 10	2 6	16	0	5	2	0	0 -8
10 A.J. Neal	12:49	0-2	0-1	2-2	0 0 0	3 1	2	0	1	1	0	0 -4
13 Tristan Arnead	12:46	0-1	0-0	0-0	0 1 1	1 0	0	1	2	0	0	0 11
22 Cameron Jernigan	19:50	1-1	0-0	0-0	0 5 5	1 0	2	0	1	1	0	0 0
15 Noble Crawford	03:26	0-1	0-0	0-0	0 0 0	0 1	0	0	0	0	0	1 2
Team					3 0 3		0					
<b>Totals</b>		18-48	5-23	20-30	13 23 36	19 25	61	8	17	6	3	3 -5

Technical Fouls: NONE

Shooting By Period		
1 <sup>st</sup> FG%	9-22	40.9%
3PT%	2-7	28.6%
FT%	10-14	71.4%
2 <sup>nd</sup> FG%	9-26	34.6%
3PT%	3-16	18.8%
FT%	10-16	62.5%
GM FG%	18-48	37.5%
3PT%	5-23	21.7%
FT%	29-30	66.7%

Dead Ball Rebounds: 2, 2

	CAU	MER
Biggest lead	9 (2 <sup>nd</sup> 10:12)	5 (1 <sup>st</sup> 17:29)
Best Scoring Run	8 (2 <sup>nd</sup> 17:19)	7 (1 <sup>st</sup> 17:29)
Lead Changes	4	
Times Tied	7	
Time with Lead	25:23	09:05

Points from	CAU	MER
Turnovers	15	9
Paint	28	22
Second Chance	12	12
Fast Breaks	10	8
Bench	25	30

Period by Period Scoring			
	1st	2nd	TOT
CAU	31	40	71
MER	34	30	64

	Mercer	CSU
Biggest lead	12 (2 <sup>nd</sup> 11:54)	0 (1 <sup>st</sup> 20:00)
Best Scoring Run	10 (2 <sup>nd</sup> 15:13)	9 (2 <sup>nd</sup> 5:15)
Lead Changes	0	
Times Tied	1	
Time with Lead	37:58	00:00

Points from	Mercer	CSU
Turnovers	14	10
Paint	16	22
Second Chance	6	11
Fast Breaks	3	24
Bench	21	4

Period by Period Scoring			
	1st	2nd	TOT
Mercer	33	33	66
CSU	30	31	61



Official Basketball Box Score - Final  
**Mercer at Morehead State**  
11/14/23 Johnson Arena, Morehead, Ky.  
2023-24 Men's Basketball

Game Time: 7:00 PM  
Game Duration: 2:06  
Attendance: 1,455



Official Basketball Box Score - Final  
**Mercer at Alabama**  
11/17/23 Coleman Coliseum, Tuscaloosa  
2023-24 Men's Basketball

Game Time: 7:00 PM  
Game Duration: 2:08  
Attendance: 10,300

Officials: Barry Mathis, Jason Deerfield, Philip Guld

Officials: Mike Nance, Shaun Seales, Michael Swoboda

Mercer - 66

Record: 1-2

NO. Name	Min	FG M-A	3P M-A	FT M-A	Rebounds OR DR TOT	Fouls PF FD	TP	AS	TO	ST	Blocks BS BA	+/-
5 Jalyn McCreary	F 14:55	4-8	0-0	2-2	3 1 4	1 4	10	1	2	1	0	1 8
6 Alex Holt	F 14:19	2-3	0-0	0 0 1	1 1	1 0	4	0	0	0	1	1 -5
0 Jah Quinones	G 27:46	4-9	1-1	3-4	2 0 2	3 4	12	0	3	7	0	0 -5
1 Anthony Benard	G 25:31	3-7	0-0	1-2	1 1 2	0 2	7	4	1	0	0	2 -1
11 Robby Carmody	G 29:45	3-5	0-1	4-6	0 0 0	4 6	10	1	3	1	0	1 -6
15 Jake Davis	21:41	1-3	1-2	1-2	0 2 2	3 1	4	0	1	1	0	0 -5
3 Jalen Cobb	08:33	1-3	1-1	0-0	1 1 2	0 1	3	1	0	0	0	1 0
8 Amanze Ngumezi	19:14	3-8	2-5	0-1	0 4 4	4 2	8	0	2	0	0	0 -5
2 Michael Zanon	17:30	1-3	0-2	0-0	0 0 0	0 0	2	0	0	2	0	0 -9
10 Caleb Hunter	14:29	2-4	0-0	2-2	0 0 0	0 1	6	1	2	1	0	0 -7
12 David Thomas	06:18	0-1	0-1	0-0	1 0 1	1 0	0	1	0	0	0	0 -5
Team					0 2 2		0					
<b>Totals</b>		24-54	5-13	13-19	8 12 20	20 21	66	9	15	13	1	6 -8

Technical Fouls: Ngumezi 1<sup>st</sup> 1:24

Shooting By Period		
1 <sup>st</sup> FG%	11-23	47.8%
3PT%	3-6	50.0%
FT%	5-8	62.5%
2 <sup>nd</sup> FG%	13-31	41.9%
3PT%	2-7	28.6%
FT%	8-11	72.7%
GM FG%	24-54	44.4%
3PT%	5-13	38.5%
FT%	13-19	68.4%