

MERCER MEN'S BASKETBALL 2022-23 MEDIA GUIDE



TABLE OF CONTENTS // MERCER MEN'S BASKETBALL

Mercer Men's Basketball

Quick Facts.....	1
Media Information	2
Schedule.....	3
Roster.....	4-5
Hawkins Arena	6

Personnel

Head Coach Greg Gary	8-9
Assistant Coach Bobby Kummer	10
Assistant Coach Kim Lewis.....	11
Assistant Coach D.J. Byrd	12
Director of Basketball Operations Ryne E. Smith.....	13
Student-Athlete Biographies.....	14-27


History

2021-22 Season Statistics	28-29
2021-22 Game-by-Game Results	29
Record Book.....	31-32
History	33-38
All-Time Results	39
Year-by-Year Results	40-48
Record vs. All Opponents	49-57
All-Time Numerical Roster	58-59
All-Time Awards	60
All-Time Alphabetical Roster.....	61-62

Follow the Bears



www.facebook.com/mercerbasketball



@MercerMBB



@Mercer_MBB

Media Supplement Credits

The 2022-23 Mercer men's basketball media guide was written, designed and edited by Brian Magnus. Cover design by Augusta Thramer.

Mercer University

Location.....	Macon, Ga.
Enrollment	9,000
Founded	1833
Nickname	Bears
Colors.....	Orange and Black
Affiliation.....	NCAA Division I
Conference	Southern Conference
Arena (Capacity)	Hawkins Arena (3,200)
President.....	Dr. William D. Underwood
Alma Mater	Oklahoma Baptist (1982)
Athletics Director	Jim Cole
Alma Mater	Mercer (1993)
Athletics Phone	(478) 301-2994
Athletics Fax.....	(478) 301-2061
Deputy AD - Academic Affairs / SWA	Sybil Blalock
Senior Associate AD	Brian Gerrity
Assistant AD - Sports Medicine	Amos Mansfield
Assistant AD - Marketing.....	Daniel Tate
Assistant AD - Compliance.....	John Peach
Faculty Athletic Rep.	Dr. Jeffrey Hugdahl
Website	www.MercerBears.com

Mercer Men's Basketball

Head Coach.....	Greg Gary
Alma Mater	Tulane (1992)
Career Record/Seasons.....	65-86/6
Record at Mercer/Seasons.....	49-42/3
E-mail	gary_gg@mercer.edu
Assistant Coach.....	Bobby Kummer
E-mail	kummer_rf@mercer.edu
Assistant Coach.....	Kim Lewis
E-mail	lewis_kl@mercer.edu
Assistant Coach.....	D.J. Byrd
E-mail	byrd_dj@mercer.edu
Director of Player Personnel.....	Ryne E. Smith
E-mail	smith_re@mercer.edu

Mercer Media Relations

Assistant Director/MBB Contact.....	Brian Magnus
E-mail	magnus_bt@mercer.edu
Phone.....	(478) 301-5218
Assistant Director	Steve McCall
E-mail	mccall_sl@mercer.edu
Phone.....	(478) 301-5209
Graduate Assistant	Jen Jones
E-mail	jennifer.n.jones@live.mercer.edu
Website	www.MercerBears.com

TO THE MEDIA

The 2022-23 Mercer University Men's Basketball Media Guide is intended to provide you with general information about the Mercer women's basketball team. This information should assist you in your coverage of the team throughout the season.

Should you need additional information or assistance, please contact Media Relations women's basketball contact Brian Magnus at (478) 301-5218 or magnus_bt@mercer.edu with any requests.

CREDENTIAL REQUESTS

The Media Relations Office will issue credentials to working press only. All credential requests should be made in writing at least 24 hours in advance of the scheduled game.

PRACTICES

As a general rule, all practices are open to the media and the public. There may be instances, however, when all or part of a practice session is closed. Please contact the Media Relations Office in advance if you plan on attending a practice session so an escort can be made available.

INTERVIEW POLICY

Media interviews of players and coaches are encouraged, and every effort will be made to accommodate media requests. In-person interviews are preferred, but telephone interviews can be arranged through the Mercer Media Relations Office. Under no circumstances will student-athletes' residence numbers be supplied to the media.

INTERVIEWS

All interviews with Mercer student-athletes should be coordinated through the Media Relations Office. Players are generally available for interviews up to 30 minutes prior to the start of practice and directly afterward. Head coach Greg Gary is generally available in the morning.

POST-GAME INTERVIEWS

Following a 10-minute "cooling-off" period, coaches and players from both teams will be made available to media members in a post-game press conference. The Media Relations Office will poll the media prior to the end of the game to determine any player requests.

FAX & EMAIL SERVICE

Media outlets may request to be included on the broadcast fax and email lists to receive updates regarding Mercer men's basketball. The Mercer Media Relations Office fax number is (478) 301-5350. To be added, submit a request to magnus_bt@mercer.edu.

MEDIA RELATIONS OFFICE

The Mercer Media Relations Office is located in Suite 135 on the first floor of the University Center.

ON THE INTERNET

Additional information on the Mercer athletics program can be found online. News releases, player and coach biographies, historical data, live audio streaming, results and statistics on all 17 athletic programs can be found online at www.mercerbears.com.



SCHEDULE // MERCER MEN'S BASKETBALL

Date	Time	Site	Opponent	Location	TV	Radio	Comments
November 6, 2023 (Thursday)		Home	Lafayette College (NJ)	Blacksburg, VA			
November 8, 2023 (Saturday)		Away	East Carolina University	Greenville, NC			
November 11, 2023 (Friday)		Home	Wright College	Blacksburg, VA			
November 14, 2023 (Monday)		Away	George State University	Atlanta, GA			
November 16, 2023 (Wednesday)		Home	Indiana University	Blacksburg, VA			
November 19, 2023 (Saturday)		Away	Florida State University	Tallahassee, FL			
November 21, 2023 (Friday)	8:00 PM	Neutral	Robert Morris University	Blacksburg, VA			Media Coverage Event
November 23, 2023 (Saturday)	8:00 PM	Neutral	Portland University	Blacksburg, VA			Media Coverage Event
November 25, 2023 (Monday)	8:00 PM	Neutral	Towson University	Blacksburg, VA			Media Coverage Event
November 27, 2023 (Wednesday)		Home	Missouri State University	Blacksburg, VA			
November 29, 2023 (Friday)		Home	North Carolina State University	Blacksburg, VA			
December 1, 2023 (Sunday)		Away	Florida Gulf Coast University	Fort Myers, Florida			
December 3, 2023 (Tuesday)		Home	Marshall State University	Blacksburg, VA			
December 5, 2023 (Thursday)		Away	The Citadel	King, SC			
December 8, 2023 (Friday)		Away	Samford University	Greensboro, NC	ESPN2		
December 11, 2023 (Monday)		Home	University of Tennessee at Chattanooga	Blacksburg, VA			
January 4, 2024 (Wednesday)		Home	Wright College	Blacksburg, VA			
January 5, 2024 (Thursday)		Away	Western Carolina University	Asheville, NC			
January 6, 2024 (Friday)		Home	Furman University	Blacksburg, VA			
January 11, 2024 (Wednesday)		Away	East Tennessee State University	Jacksonville, TN			
January 13, 2024 (Friday)		Away	Virginia Military Institute	Lexington, VA			
January 15, 2024 (Sunday)		Away	UNC Greensboro	Greensboro, NC			
January 18, 2024 (Wednesday)		Home	East Tennessee State University	Blacksburg, VA			
January 20, 2024 (Friday)		Away	The Citadel	Charleston, SC			
February 1, 2024 (Thursday)		Home	UNC Greensboro	Blacksburg, VA			
February 4, 2024 (Sunday)		Home	Virginia Military Institute	Blacksburg, VA			
February 6, 2024 (Tuesday)		Home	Samford University	Blacksburg, VA			
February 11, 2024 (Sunday)		Away	University of Tennessee at Chattanooga	Chattanooga, TN			
February 14, 2024 (Wednesday)		Away	Wright College	Greensboro, NC			
February 16, 2024 (Friday)		Home	Western Carolina University	Blacksburg, VA			
February 18, 2024 (Sunday)		Away	Furman University	Greenville, SC			
February 21, 2024 (Wednesday)		Home	The Citadel	Blacksburg, VA			



NUMERICAL ROSTER

No.	Name	Pos.	Ht.	Cl.	Hometown / Previous School
0	Jah Quinones	G	6-4	Fr.	Orlando, Fla. / Lake Highland Prep School
1	Kamar Robertson	G	6-0	Sr.	Alpharetta, Ga. / Cambridge HS
2	Michael Zanoni	G	6-5	Fr.	Charlotte, N.C. / Greensboro Day School
3	Shannon Grant	C	6-10	Jr.	Sylacauga, Ala. / Sylacauga HS
5	Jalyn McCreary	F	6-8	R-So.	Marietta, Ga. / USF
10	Jordan Jones	G	6-0	So.	Macon, Ga. / First Presbyterian Day School
11	Luis Hurtado Jr.	F	6-7	Gr.	Merida Venezuela / Bryant
12	Harrison Drake	G	6-3	Sr.	Newnan, Ga. / Newnan HS
14	TJ Grant	F	6-5	Fr.	Kathleen, Ga. / Veterans HS
15	John Treanor	F	6-6	Jr.	Roswell, Ga. / Marist School
20	Braden Sparks	G	6-0	Fr.	Villa Rica, Ga. / McEachern HS
22	Jalen Cobb	G	6-1	Gr.	Decatur, Ga. / Fordham
23	James Glisson III	F	6-7	Sr.	Decatur, Ga. / Southwest Dekalb HS
25	Shawn Walker Jr.	G	6-6	Sr.	Elizabeth City, N.C. / Tallahassee CC
30	Diego Rivera	G	6-2	Sr.	Bayamon, Puerto Rico / Miami Christian School
32	David Craig	C	7-2	Fr.	Johannesburg, South Africa / McCallie School
35	Nana Akenten	F	6-6	Gr.	Boilingbrook, Ill. / Southeast Missouri State

STAFF

Head Coach..... Greg Gary
 Assistant Coaches..... Bobby Kummer,
 Kim Lewis,
 D.J. Byrd
 Director of Basketball Operations..... Ryne E. Smith
 Director of Strength & Conditioning..... R.J. Goubeaux

Roster Breakdown

By Class:

Grad Students..... 3
 Luis Hurtado Jr., Jalen Cobb,
 Nana Akenten
 Seniors..... 5
 Kamar Robertson, Harrison
 Drake, James Glisson III,
 Shawn Walker Jr., Diego
 Rivera,
 Juniors..... 2
 Shannon Grant, John Treanor
 Sophomores..... 2
 Jalyn McCreary, Jordan
 Jones
 Freshmen..... 5
 Jah Quinones, Michael
 Zanoni, TJ Grant, Braden
 Sparks, David Craig

By Position:

Guard..... 9
 Jah Quinones, Kamar
 Robertson, Michael Zanoni,
 Jordan Jones, Harrison
 Drake, Braden Sparks, Jalen
 Cobb, Shawn Walker Jr.,
 Diego Rivera
 Forward..... 6
 Jalyn McCreary, Luis
 Hurtado Jr., TJ Grant, John
 Treanor, James Glisson III,
 Nana Akenten
 Center..... 2
 Shannon Grant, David Craig

By State:

Georgia..... 9
 North Carolina..... 2
 Florida..... 1
 Alabama..... 1
 Illinois..... 1
 South Africa..... 1
 Puerto Rico..... 1

RADIO/TV SPOTTER'S CHART // MERCER MEN'S BASKETBALL



0
Jah Quinones
6-4 • Fr. • G
Orlando, Fla.



1
Kamar Robertson
6-0 • Sr. • G
Alpharetta, Ga.



2
Michael Zanoni
6-5 • Fr. • G
Charlotte, N.C.



3
Shannon Grant
6-10 • Jr. • C
Sylacauga, Ga.



5
Jalyn McCreary
6-8 • R-So. • F
Marietta, Ga.



10
Jordan Jones
6-0 • So. • G
Macon, Ga.




11
Luis Hurtado
6-5 • Gr. • F
Merida, Venezuela



12
Harrison Drake
6-3 • Sr. • G
Newnan, Ga.



14
TJ Grant
6-5 • Fr. • F
Kathleen, Ga.



15
John Treanor
6-0 • Jr. • F
Roswell, Ga.



20
Braden Sparks
6-0 • Fr. • G
Villa Rica, Ga.



22
Jalen Cobb
6-1 • Gr. • G
Decatur, Ga.



23
James Glisson III
6-7 • Sr. • F
Decatur, Ga.



25
Shawn Walker Jr.
6-6 • Sr. • G
Elizabeth City, N.C.



30
Diego Rivera
6-2 • Sr. • G
Bayamon, Puerto Rico



32
David Craig
7-2 • Fr. • C
Johannesburg, South Africa



35
Nana Akenten
6-6 • Gr. • F
Boilingbrook, Ill.



Greg Gary
Head Coach
4th Season



HAWKINS ARENA

Hawkins Arena was originally opened in 2005 as The University Center and immediately vaulted Mercer to a position among not only the best, but most efficient facilities for any university of its size. The arena facility not only provides a premiere venue for athletics competition – basketball and volleyball – but as serves as a centerpiece for Mercer’s vibrant campus life.

The 3,200-seat main arena was renamed Hawkins Arena in the spring of 2012 in response to a \$1 million donation by Macon cardiologist, Dr. Chuck Hawkins, and his wife, Kathy. Hawkins Arena is home to Mercer’s men’s basketball, women’s basketball and women’s volleyball teams.

Hawkins Arena served as host to the 2010, 2011, 2012 and 2013 Atlantic Sun Men’s and Women’s Basketball Tournaments.

The facility is comprised of three main floor levels. The bottom level is home to Mercer’s Athletics Department offices and conference rooms. The lower level (arena floor level) houses team/locker rooms for each of Mercer’s varsity programs, visiting team and officials locker areas, sports medicine offices and athletics training facilities, as well as an aquatics area. The upper level includes Mercer’s ticket office, Board of Trustees meeting room, the President’s Dining Room, Bear Market and Heritage Hall.

Adjacent to the arena via the upper level of the facility is a food court and solarium-style eating and congregation area, floor-to-ceiling windows overlooking the pool, weight room and exercise rooms, a fitness center, offices for University Center employees and offices for Recreation Sports and Wellness.



COACHES





Greg Gary

Head Coach ♦ 6th Season Overall ♦ 4th Season at Mercer ♦ Tulane '96

Head coach Greg Gary begins his fourth season leading the Mercer men's program. Gary's squads have recorded 51 wins in his first three seasons; 51 wins in three seasons is the most by any coach in school history.

The Bears have quality experienced players returning. Senior Kamar Robertson started 17-29 games he played in last season and played some of his best basketball at the end of the season in the Southern Conference Tournament. Robertson had a double-double, 16 points and 12 rebounds, in the tournament opener against Western Carolina, and scored 20 points

the next game against Furman. For the season, Robertson averaged in double figures scoring 10.5 per game. Senior James Glisson III is the other returning starter who averaged in doubles figures last season at 10 points per game. Glisson was a starter in 21-31 games he played, scoring a season high 25 points against Georgia State. Post player Shannon Grant returns for his junior season after seeing action in 31 games last year. Against Samford last season, Grant showed what a force he can be inside when he tallied 23 points, shooting 10-14 from the floor, and pulling down 10 rebounds. Shawn Walker Jr. will be another senior starter for the Bears after starting 20 games in 2021-22. Of the returners, Walker Jr. is the leading free-throw shooter at 81.1 percent. Local product Jordan Jones, who played high school ball at First Presbyterian Day School in Macon, became a fan favorite last season when he stepped in and started 10 games at point guard as a true freshman. The Bears also welcome four new transfer players for the 2022-23 season: Nana Akenten from Nebraska/Southeast Missouri State University, Jalen Cobb from Fordham, Jalyn McCreary from South Carolina/South Florida and Luis Hurtado Jr. From UAB/Bryant University.

Gary led the Bears to 18 wins in year two and 17 wins in year one. In his second season in charge, he led the Orange & Black to its first Southern Conference championship game since the University joined the conference prior to the start of the 2014-15 academic year. Mercer got off to a hot start in 2020-21 beginning the year 6-0 for the first time since the 1966-67 campaign. In just the second game of the season, the Bears defeated Georgia Tech on the road, 83-73, for the team's first win over a Power Five opponent under Gary's tutelage. In a nationally televised game against Wofford, redshirt senior guard Ross Cummings reached a pair of milestones, scoring his 1000th career point and knocking down his 200th three-pointer. Cummings finished his time with the Orange & Black with 246 career three-pointers, the second-most in program history behind Langston Hall's 257, and 1,244 points, the 16th-best total in Mercer men's hoops history. The Bears entered the Southern Conference tournament led by a pair of All-SoCon selections in Cummings (Second Team Coaches, Third Team Media) and Neftali Alvarez (Third Team Coaches and Media). The seventh-seeded Bears promptly dispatched No. 10 Samford, 87-59, No. 2 Wofford, 61-60, and No. 6 VMI, 73-59, to reach the winner-take-all championship game against UNCG. A trio of Bears – Alvarez, Leon Ayers III and Felipe Haase – earned all-tournament honors as Mercer finished as the runner-up. Mercer led the SoCon and finished 11th nationally with 479 total assists, and the Bears concluded the 2020-21 season with an RPI higher than multiple P5 schools including Duke, Georgia, Indiana, Kentucky, Miami, NC State and a host of others.

By virtue of 17 wins in year one, Gary is tied for the most victories by a first-year head coach in Mercer men's basketball program history. His first season in Macon was notable due to several team and individual accomplishments – including a record 30 assists by the Bears in a 106-66 rout of Samford. His nephew, Jeff Gary, tied the Hawkins Arena record for made three-pointers in that same contest with eight. Gary led Mercer to six consecutive Southern Conference victories from January 15 – February 1, 2020, which was the program's longest winning streak since 2017-18. On February 4, the team was named the National Association of Basketball Coaches (NABC) Division I Team of the Week thanks to wins at ETSU and in Hawkins Arena against The Citadel. The Bears were the only team to defeat ETSU on its home floor in 2019-20.



At season's end, Mercer secured the No. 4 seed in the Southern Conference tournament but bowed out to Western Carolina. Three players – Djordje Dimitrijevic, Ethan Stair and Kamar Robertson – earned All-SoCon honors. Dimitrijevic also earned NABC Second Team District XXI recognition and was named a Second Team College Sports Information Association of America (CoSIDA) Academic All-America, becoming the first Mercer men's basketball player to accomplish such a feat since Will Emerson in 2006.

Off the court, the Bears earned the NABC's Team Academic Excellence Award, which was given to teams that had a 3.0 GPA or higher for the 2019-20 academic year. Three of Gary's players - Dimitrijevic, Victor Bafutto and Mitch Prendergast - were named to the NABC's Honor Court.

Gary was appointed head coach on March 26, 2019. He was introduced as the program's new leader at a formal introductory press conference on April 3, 2019.



Season-by-Season	
MERCER	
Season	Record
2019-20.....	17-15
2020-21.....	18-11
2021-22.....	16-17
OVERALL: 51-43 (.543)	

A veteran coach entering his 29th year at the NCAA Division I level, Gary spent the eight seasons prior to his arrival in Macon working under Matt Painter at Purdue University. He helped the Boilermakers reach the NCAA Tournament Elite Eight in 2019 and make back-to-back Sweet 16 appearances in 2017 and 2018.

Gary has made 16 postseason appearances as a college assistant and player, reaching the NCAA Tournament nine times.

is on-court focus for the Boilermakers centered on the development of their wing and post players. Calling Purdue's offensive sets, Gary helped Purdue lead the Big Ten Conference in scoring in two of his last three seasons with the nation's second-most efficient offense. The Boilermakers led the Big Ten in three-point percentage and free throw percentage while ranking second nationally in assists per game during the 2016-17 season.

Gary's guidance was significant in the improvement of Purdue standouts Vincent Edwards, Ryan Cline and Dakota Mathias during the 2016-17 campaign. During that season, Edwards made a jump from the power forward to small forward position and led the team in assists while ranking second on the team in scoring and third in rebounding.

In 2014-15, Gary had a large impact on the development of Mathias, Rapheal Davis, and Kendall Stephens and helped the Boilermakers to the NCAA Tournament for the first time since 2012. Gary's tutelage helped Davis become the Big Ten's best defensive player, while also improving his offensive game. In Big Ten games, Davis averaged 12.2 points per game, a 5.3 points per game improvement from the previous season. He also improved his three-point shooting 13.2 percent from his freshman to his junior year.

In 2012-13, Gary oversaw an influx of youth in the Boilermaker frontcourt and helped guide center A.J. Hammons through one of the finest freshman seasons in program history. Hammons earned Big Ten All-Freshman Team honors after finishing the season with averages of 10.6 points, 6.0 rebounds and 2.0 blocks per game. He led the Big Ten with an average of 2.3 blocks per contest in league play, and wrapped up the campaign ranked second on Purdue's freshman charts in blocks (67), third in rebounds (204) and sixth in points (359).

After graduating from Anderson Highland High School in 1988 and spending a year at Aquinas College in Nashville, Tenn., Gary transferred to Tulane. He was a vital component in the revitalization of a program that was dropped in 1985 and reinstated in 1988, leading the Green Wave to the 1992 NCAA Tournament as a senior. Despite playing only three seasons in New Orleans, Gary finished his career as Tulane's all-time leader in assists and now ranks fifth (370). He is second in career assist-to-turnover ratio (1.97).

Gary and his teammates, including assistant coach Kim Lewis from the 1991-92 Green Wave team, the first in program history to make the NCAA Tournament, were inducted into the Tulane Athletics Hall of Fame in April of 2020.

A native of Anderson, Indiana, Gary was born on February 14, 1970. Gary earned a B.S. in sport management from Tulane in 1992. He and his wife, Claudia, have four daughters, Gabrielle, Logan, Alexandra and Brooklyn, and one son, Nash.




Bobby Kummer

Assistant Coach ♦ 4th Season at Mercer ♦ Charlotte '96

Bobby Kummer was hired as an assistant coach on Greg Gary's staff on April 17, 2019 and will begin year three with the Mercer Bears and his 26th season at the NCAA Division I level for the 2021-22 season.

Kummer mentored the Mercer big men throughout the 2020-21 season, which ended with an appearance in the Southern Conference championship game. Mercer started the year 6-0 for the first time since 1966-67 and upset Georgia Tech on the road, 83-73. Kummer was responsible, in large part for the development of forward Felipe Haase, who played his first season in a Mercer uniform in '20-21. Haase was instrumental in Mercer's quick start, reaching double figures in four of the Bears'

six wins and recording his first double-double in a narrow win at Georgia Southern on Dec. 16. Haase shot 5-of-7 from the floor in the win over the Eagles and pulled down a career-high 16 boards. Haase and fellow big man James Glisson III utilized Kummer's instruction in a big way when Mercer made its run through the SoCon tournament. Haase averaged 11.9 points and a team-best 7.9 boards over the course of the season but increased his averages to 14.5 points and 10.5 boards during Mercer's four tournament games, earning All-SoCon Tournament honors. Glisson III started the final 13 games of the season and provided a major spark in the Southern Conference championship, going 7-of-8 from the floor and 2-of-2 at the charity stripe, tying his season-high of 16 points and finishing one rebound shy of a double-double.



In year one as an assistant coach under Gary, Kummer was instrumental in helping the team win 17 games overall and 11 in the Southern Conference en route to securing the No. 4 seed for the league tournament. The Detroit, Mich. native was a driving force behind Mercer's six-game winning streak from January 15 – February 1, 2020 which garnered the squad National Association of Basketball Coaches (NABC) Division I Team of the Week honors on February 4. Under Kummer's mentorship, three players – Ethan Stair, Djordje Dimitrijevic and Kamar Robertson – earned All-SoCon honors. Dimitrijevic was also recognized by the NABC as a Second Team All-District XXI selection and a College Sports Information Directors of America (CoSIDA) Second Team Academic All-America

Prior to Mercer, Kummer was on staff at Lamar for five years, the last three of which he held the title of associate head coach. He helped turn the Cardinals' program from a Southland Conference bottom feeder to a conference title contender in a short span. After winning a total of seven games in the two seasons prior to his arrival, Lamar won 19-plus games in each of his last three seasons.

Before arriving at Lamar, Kummer spent four seasons at Appalachian State, including three as the Mountaineers' associate head coach. Kummer also spent time as an assistant coach at his alma mater, Charlotte, and Texas

A&M. His coaching career began in 1996 at Charlotte, where he helped the 49ers reach two NCAA Tournaments. After his time at Texas A&M, Kummer returned to Charlotte for six seasons.

An accomplished recruiter, Kummer has helped coach 20-plus all-conference selections, two conference players of the year, two conference defensive players of the year and two conference freshmen of the year and has been instrumental in signing five top-20 recruiting classes, of which nearly 40 players have gone on to sign professional contracts.

A two-time team captain at Charlotte, Kummer guided the 49ers to a 1995 Metro Conference title and a trip to the 1995 NCAA Tournament. He graduated from Charlotte in 1996.

THE BOBBY KUMMER FILE

Birthdate: July 11, 1974

Hometown: Detroit, Mich.

High School: Detroit Catholic Central

College: Charlotte, 1996



Kim Lewis

Assistant Coach ♦ 4th Season at Mercer ♦ Tulane '94

Kim Lewis will begin his fourth season as an assistant coach at Mercer for the 2022-23 season, which will be his 22nd at the NCAA Division I level. He was hired on April 17, 2019.

Lewis helped the Bears go 18-11 overall in his second season under Gary and advance to the SoCon championship game for the first time since the University joined the league in 2014-15. The Bears began the season with a bang, starting 6-0, which included an 83-73 win at Georgia Tech, for their best start since 1966-67. Lewis worked primarily with the guards and played a vital role in the development of redshirt sophomore guard Neftali Alvarez. In his first season with the Orange & Black, Alvarez led the team with 13.3 points and 4.2 assists per game. He dished out 113 assists, the second-highest total in the Southern Conference, which placed him 69th nationally. As a team, the Bears led the conference and were 11th among all NCAA Division I schools with 479 total helpers. Under Lewis' guidance, Ross Cummings reached 1,000 career points and 200 made three-pointers, reaching both milestones in a December game against Wofford on national TV. Cummings ended his career with 246 three-pointers, second only to Langston Hall's 257, and 1,244 points, which placed him 16th all-time. Cummings and Alvarez both earned All-SoCon honors at the end of the regular season. At the end of the conference tournament, two of Lewis' mentees – Alvarez and Leon Ayers III – were named to the All-SoCon Tournament team.



Lewis played a pivotal role in Mercer's 17 wins in 2019-20, including six consecutive from January 15 – February 1, 2020, which helped Mercer earn National Association of Basketball Coaches (NABC) Division I Team of the Week honors on February 4. The Bears won 11 Southern Conference contests and locked up the No. 4 seed for the league tournament before bowing out in the quarterfinals. Three players – Djordje Dimitrijevic, Ethan Stair and Kamar Robertson – earned All-SoCon honors. Dimitrijevic was also honored by the NABC as a Second Team All-District XXI selection and a College Sports Information Directors of America (CoSIDA) Second Team Academic All-American.

Prior to Mercer, Lewis served on Richmond's staff from 2011-19 with the last seven being as an assistant coach. The Spiders won 19-plus games in four different seasons during Lewis' tenure, including 22 in 2016-17 when they made a run to the NIT semifinals.

Before Richmond, Lewis was at Texas A&M - Corpus Christi where he spent one season as an assistant coach under his former Tulane coach Perry Clark. Lewis had two stints as an assistant coach at Tulane (2008-10 and 1997-99), spent two seasons at Duquesne (2006-08) and coached NBA Champions Linton Johnson at Tulane and Jose Barea at Northeastern. He also coached at Xavier University of Louisiana, McNeese State and Northeastern. He began his career at Tulane as a volunteer assistant coach for the 1996-97 season.

Lewis was the Metro Conference Freshman of the Year at Tulane in 1990-91. He set the Tulane career record for steals (242) and is third in games played (125). In 125 games, Lewis scored 1,384 points, the 12th most in program history.

As a sophomore, Lewis led the Green Wave in scoring with 15.4 points a game, helping the school to its first conference crown and its first-ever berth in the NCAA Tournament which included a first round victory over St. John's and a No. 14 national ranking. In April 2020, he was selected to the Tulane Athletics Hall of Fame as a member of that 1991-92 squad.

After advancing to the NIT as a junior, the Green Wave returned to the NCAA Tournament his senior season with a 23-10 record. In November 2014, Lewis was enshrined in the Tulane Athletics Hall of Fame for his individual accomplishments.

He won a championship at every level of his playing career from Varnado High School in Angie, La., to Tulane where he won a conference championship in 1991-92 to the professional leagues with Grindavik in Iceland, winning the Mjoris Cup and earning MVP honors.

THE KIM LEWIS FILE

Hometown: Crawfordsville, Ind.

High School: North Montgomery, 2009

College: Bachelor of Science, Purdue 2013; Master of Science Purdue, 2019



DJ Byrd

Assistant Coach ◊ 4th Season at Mercer ◊ Purdue '13

The 2021-22 season is D.J. Byrd's third season as part of the Mercer Bears men's basketball program and second as an assistant coach.

Byrd was elevated to assistant coach from Director of Basketball Operations in late July 2020.

In his first season as an assistant coach, Byrd helped Mercer make its first trip to the Southern Conference title game. The Bears finished 18-11 overall after jumping out to a 6-0 start for the first time since 1966-67, and in the former Purdue standout's second game as an assistant coach, Mercer topped Georgia Tech, 83-73, on the road. Byrd mentored Mercer's guards and helped Neftali Alvarez lead the team in both points (13.3) and assists (4.2) per game. Alvarez's 113 assists ranked second in the SoCon and 69th nationally, and as a team, the Bears finished the season 11th overall with 479 assists. Guard Ross Cummings also reached a pair of milestones, surpassing 1,000 points and 200 made three-pointers. He finished the season with 1,244 points, the 16th-highest total in program history, and 246 three-pointers. Cummings ended his time with the Bears only 11 treys away from surpassing Langston Hall's school record. Both Alvarez and Cummings were All-SoCon selections, while Alvarez and another guard that Byrd guided, Leon Ayers III, landed a spot on the conference's all-tournament team.

The Crawfordsville, Ind. native spent the 2019-20 as DOBO and was in charge of all logistical aspects of the program including but not limited to travel arrangements, practice schedules, overseeing all undergraduate and graduate managers and ensuring that team needs were met.

Byrd spent the 2017-19 seasons as a graduate assistant for the 2019 NABC National Coach of the Year, Matt Painter, at Purdue University. The Boilermakers won the 2019 regular season Big Ten Championship and had the school's first NCAA Tournament Elite Eight appearance since the 1999-2000 season.

Before joining Purdue as a graduate assistant, Byrd was the JV basketball coach and varsity assistant at Franklin Community High School from 2015-2017. He aided coach Brad Dickey and staff to back-to-back (2016, 2017) Mid-State Conference Championships and helped the team win the conference title outright (2017) for the first time since the 1986-1987 season.

During that same time at Franklin, he owned & operated RIMROC Basketball, an organization that provides Indiana youth with training opportunities, league games, tournaments and team camps. He also was the Director of Operations of Robbie Hummel Basketball Camps (2017, 2018) as well as Dakota Mathias Basketball Camps (2018).

Byrd returned to his alma-mater, North Montgomery High School, as a volunteer assistant coach for the 2014-2015 season. There he helped coach Joel Grindle and staff to a Montgomery County Championship and Sugar Creek Classic Championship. Byrd was able to coach his cousin, Grant Gayler, who earned a scholarship to play at Bethel College.

As a player, Byrd played the 2013-2014 season professionally in Germany with the Kirchheim Knights in the Pro A League.

A former standout on the hardwood at Purdue, Byrd played in 130 career games, scoring 890 points and making 195 three-pointers, the ninth-most in a career in school history. Byrd was the Big Ten's Sixth Man of the Year in 2012 and helped lead Purdue to three NCAA Tournaments as a player (2010, 2011, 2012). In 2010, Purdue won the regular season Big Ten Championship and went to the Sweet Sixteen before falling to the eventual NCAA National Champion Duke Blue Devils.

THE D.J. BYRD FILE

Hometown: Crawfordsville, Ind.

High School: North Montgomery, 2009

College: Bachelor of Science, Purdue 2013; Master of Science Purdue, 2019





RYNE E. SMITH

Director of Basketball Operations ♦ 2nd Season ♦ Purdue '13

The 2022-23 season is Ryne Smith's second season as a part of the Mercer Bears men's basketball program.

Smith joined the staff last year from the University of the Incarnate Word, where he served for two years as an Assistant Coach. Smith continued to help develop student-athletes' performances as well, highlighted by tying a program record 30.5% 3-point field goal defense and Keaston Willis earning All-Conference second team, All-Academic second team, and NABC All-District first team accolades

Prior to his time at UIW, Smith spent two years as the Director of Basketball Operations for Miami University. Before joining the staff at Miami, he spent 4 seasons as a varsity head coach at the high school level in the state of Indiana.

Smith was a four-year letter-winner for Purdue from 2008-12. He saw increased playing time each season, and, as a senior, he appeared in 35 games, making 32 starts. He made 89 three-point field goals, which ranked third on the Boilermakers' single-season chart. After completing his eligibility, Smith spent the 2012-13 season as a student-assistant coach under Painter and Owens, helping put together game plans and scouting reports.

THE RYNE E. SMITH FILE

Hometown: Toledo, OH

High School: Whitmer, 2008

College: Bachelor of Science, Purdue 2013



RJ Goubeaux

Director of Strength & Conditioning ♦ 2nd Season ♦ George Mason '08

RJ Goubeaux is in his second season as Mercer's director of strength and conditioning.

Goubeaux arrives in Macon from Greensboro, N.C., where he spent the past five years as the assistant strength and conditioning coach for the UNCG Spartans. While with the Spartans, he directed strength and conditioning programs for the men's basketball, men's and women's golf, cross country, track and field and volleyball teams.

He spent nearly two years at Texas A&M University-Kingsville working in a pair of graduate assistant roles. He assisted in the weight room by implementing programs for the majority of the University's athletic programs including football

From 2011-14, Goubeaux worked with Inside Edge Fitness as the head strength coach and assistant director where he trained 2014 Olympic figure skater Isadora Williams and other high-level athletes. For the first five months of 2014, he could be found in the weight room at the University of Maryland, assisting the strength and conditioning staff in executing workouts for the Terrapins' Olympic sports.

Goubeaux, a former professional volleyball player, also has experience as an intern with the Washington Capitals (2009-14) and as an assistant strength and conditioning coach with Dynamic Sports Performance (2007-11). He is a 2008 graduate of George Mason University.

He is a National Strength and Conditioning Association (NSCA) certified strength and conditioning specialist and is strength and conditioning certified by the Collegiate Strength and Conditioning Coaches association (CSCCa).



PLAYERS





O

Jah Quinones

6-4 ♦ Freshman ♦ Guard ♦ Orlando, Fla. ♦ Lake Highland Prep School

Before Mercer: Four-year member of Lake Highland Prep (Orlando, Florida)... Played for head coach Ben Fratrick... Four time district champions... Twice region champions (2019-2020 and 2021-2022)... Final Four appearance twice (2019-2020 and 2021-2022)... Named to All-District and All-Region



1

Kamar Robertson

6-0 ♦ Senior ♦ Guard ♦ Alpharetta, Ga. ♦ Cambridge HS

Awards/Accolades: SoCon All-Freshman Team (Coaches and SoCon Sports Media Association (SCSMA) Poll)... 2019-20 SoCon Academic Honor Roll... 2020-21 SoCon Academic Honor Roll... 2020-21 Academic All-SoCon Team

2021-22 (Jr.)

Started 17 of the 29 games in which he played... In the Southern Conference Tournament, had a double-double, 16 points and 12 rebounds, in the tournament opener against Western Carolina... Also in the SoCon Tournament, scored 20 points in the next game against Furman... For the season, averaged in double figures scoring 12.5 points per game

2020-21 (So.)

Appeared in 20 contests with one start... Made his sophomore season debut against Kennesaw State (Dec. 22) after returning from injury... Lone start of the season came at Furman (Jan. 2)... Had a historic night against Chattanooga (Feb. 24), setting the Hawkins Arena record for field goal percentage. Went 12-for-12 (1.000) and scored a career-best 28 points in the win. Was his only time in double figures as a sophomore... Also had three steals against the Mocs on the 24th of February... Had a season-high four rebounds against Furman (Jan. 2) and VMI (March 7)... Dished out a pair of assists in four contests with the first being at Furman (Jan. 2)... Averaged 3.8 points and 1.5 rebounds in his second collegiate campaign

2019-20 (Fr.)

Played in 28 games as a true freshman and started 17... Averaged 21.8 minutes per game... Averaged 6.8 points and 3.1 rebounds per game... Scored a season-high 17 points in the SoCon quarterfinals (Mar. 7) against Western Carolina... Scored in double figures on eight occasions... Made a career-best five three-pointers in just 15 minutes against Furman (Feb. 5)... Set a career-high in rebounding with 11 boards against Chattanooga (Feb. 22). Also recorded his first double-double in the win over the Mocs... Connected on 41 percent (62-of-150) of his shots... Finished second on the team in three-point percentage (.403), going 27-of-67 from deep

Before Mercer

High School

Four-year starter at Cambridge High School (Milton, Ga.)... 2018 Region 7-6A Player of the Year... Two-time Region 7-6A First Team selection

Earned all-state honors as a junior...Averaged 22 points, six assists, five rebounds & two steals during prep career... Led Cambridge to 44-12 record over final two seasons & reached GHSA second round as a senior

ROBERTSON, Kumar

SEASON	TEAM	GP-GS	MIN/AVG	Field Goals		3-Point		F-Throws		Rebounds				Scoring						
				FG-FGA	FG%	3FG-3FGA	3FG%	FT-FTA	FT%	OFF	DEF	TOT	AVG	PF-FO	A	TO	BLK	STL	PTS	AVG
2019-20	Mercer	28-17	610/21.8	62-150	.413	27-67	.403	39-53	.736	22	65	87	3.1	85-3	51	53	6	19	190	6.8
2020-21	Mercer	20-1	268/13.4	30-62	.484	9-23	.391	7-13	.538	4	26	30	1.5	33-1	14	13	2	11	76	3.8
2021-22	Mercer	29-17	831/28.7	101-240	.421	19-80	.238	70-90	.778	19	105	124	4.3	79-1	57	48	1	37	291	10.0
TOTAL		77-35	1709/22.2	193-452	.427	55-170	.324	116-156	.744	45	196	241	3.1	197-5	122	114	9	67	557	7.2

Single Game Highs

Statistic	Value	
Points	28	vs Chattanooga 02/24/21
Rebounds	12	vs Western Caro. 03/04/22
Assists	6	vs The Citadel 02/01/20
Steals	6	vs Ga. Southern 12/11/21
Blocks	1	9 times
FG Made	12	vs Chattanooga 02/24/21
FG Attempts	15	at Coastal Carolina 12/06/21, vs Furman 03/05/22
3FG Made	5	at Furman 02/05/20
3FG Attempts	10	at Coastal Carolina 12/06/21
FT Made	10	vs Chattanooga 02/07/22
FT Attempts	13	vs Chattanooga 02/07/22



2

Michael Zanoni

6-5 ♦ Freshman ♦ Guard ♦ Charlotte, N.C. ♦ Greensboro Day School

Before Mercer

High School

Two-year member of Providence Day and two-year member of Greensboro Day High School team (Greensboro, N.C.)...Played for head coach Freddy Johnson (winningest coach in North Carolina history)...All-Conference three times...All-State twice...Scored 1,451 points...Shot 44% from the three-point line over his four years...Named to the Beach Ball All-Tournament team



3

Shannon Grant

6-10 ♦ Junior ♦ Center ♦ Sylacauga, Ala. ♦ Sylacauga HS

2021-22 (Soph.)

Started nine games and played in 31 outings...Against Samford on Jan. 5, tallied 23 points, shot 10 of 14 from the floor and pulled down 10 rebounds...Averaged 5.7 points and 3.0 rebounds in 11 minutes of playing time per game

STUDENT-ATHLETE BIOS // MERCER MEN'S BASKETBALL

2020-21 (Fr.)

Appeared in 10 games off the bench...Scored six points of 3-of-4 shooting and grabbed five rebounds in the season opener against North Georgia (Nov. 25)...Recorded his first career block against Samford (Feb. 8)...Reached double-digits for the first time in his career against The Citadel (Feb. 22)...Went 4-of-6 from the floor and 2-of-3 at the charity stripe... Contributed eight points on 4-of-6 shooting in six minutes at Western Carolina (Feb. 27)...Averaged 3.3 points and 2.0 rebounds in his rookie campaign. Shot 14-of-28 (.500).

Before Mercer

High School

Played three years of varsity basketball at Sylacauga HS...Became the second Sylacauga player since 2011 to sign with a Division I program... Two-time all-state selection and three-time all-county honoree...Named to the all-region squad twice and was also the County Most Valuable Player and an Alabama Allstar...Named Player of the Week by The Daily Home during the first week of his senior season... Poured in 22 points and pulled down 10 rebounds in Sylacauga's season-opening win over Central of Coosa County...Picked up second team all-state honors from the Alabama Sportswriters Association as a senior...Helped Sylacauga to an impressive 75 wins compared to only 25 losses in three seasons... Led the Aggies to the Alabama High School Athletic Association (AHSAA) Class 5A State Championship with a narrow win over Eufaula, 59-58 in 2018...Spent one season with the Atlanta Celtics and helped them to titles at the Battle on the Beach, Best of the...South, Alabama Hoops Fest and Dallas Adidas Nationals...Named to the 17U Best of the South All-

GRANT, Shannon

SEASON	TEAM	GP-GS	MIN/AVG	Field Goals		3-Point		F-Throws		Rebounds				Scoring						
				FG-FGA	FG%	3FG-3FGA	3FG%	FT-FTA	FT%	OFF	DEF	TOT	AVG	PF	FO	A	TO	BLK	STL	PTS
2020-21	Mercer	10-0	66/6.6	14-28	.500	0-0	.000	5-10	.500	10	10	20	2.0	16-1	0	7	1	0	33	3.3
2021-22	Mercer	31-9	342/11.0	78-135	.578	0-0	.000	20-30	.667	29	64	93	3.0	52-0	13	34	9	2	176	5.7
TOTAL		41-9	408/10.0	92-163	.564	0-0	.000	25-40	.625	39	74	113	2.8	68-1	13	41	10	2	209	5.1

Single Game Highs

Statistic	Value	
Points	23	vs Samford 01/05/22
Rebounds	10	vs Samford 01/05/22
Assists	3	vs The Citadel 02/23/22
Steals	1	vs Milligan 11/27/21, vs ETSU 02/16/22
Blocks	2	vs Milligan 11/27/21
FG Made	10	vs Samford 01/05/22
FG Attempts	14	vs Samford 01/05/22
FT Made	4	vs Furman 01/29/22
FT Attempts	6	vs ETSU 02/16/22



5

Jalyn McCreary

6-8 ♦ R-So. ♦ Forward ♦ Marietta, Ga. ♦ USF

Before Mercer

University of South Florida

In 2021-2022, played in 16 games with two starts and averaging 14.1 minutes a game...Shot 52.1 percent from the field, averaged 5.1 points and 3.0 rebounds per game...Recorded 12 blocks, seven assists and four steals...Had a season-high 14 points against Tulane

University of South Carolina

During his freshman season in 2019-2020, saw action in 27 games, averaging 4.1 points, 2.7 rebounds and 0.4 blocks in 11.5 minutes per outing...In his second season with the Gamecocks, averaged 13.3 minutes per game, 4.5 points and 2.5 rebounds while shooting 48.7 percent from the floor...Scored in double-digits his last three games of the season vs. Arkansas, Kentucky and Ole Miss...Made his first career start in the 2021 SEC Tournament and scored a career-high 15 points on 4-of-9 from the floor and 7-of-10 from the line vs. Ole Miss while adding three blocks.

High School

High school standout at Legacy Early College where he averaged 18 points and six rebounds his senior season...Played for coach BJ Jackson...Named a USA Today South Carolina All-State Second Team honoree after helping his squad to a 34-5 overall record during his senior campaign...Scored 18 points to lead his team to the USA National Prep Championship

Season Averages

SEASON	TEAM	GP	GS	MIN	FG	FG%	3PT	3P%	FT	FT%	OR	DR	REB	AST	BLK	STL	PF	TO	PTS
2019-20	SC	27	0	11.5	1.7-3.0	57.3	0.0-0.0	0.0	0.6-1.7	37.8	1.1	1.6	2.7	0.3	0.4	0.3	2.8	0.8	4.1
2020-21	SC	17	1	13.2	2.2-4.5	48.7	0.0-0.1	0.0	0.8-1.3	59.1	1.3	1.2	2.5	0.3	1.1	0.5	2.8	0.9	5.1
2021-22	USF	16	2	14.1	2.3-4.4	52.1	0.1-0.2	66.7	0.3-0.7	45.5	1.2	1.8	3.0	0.4	0.8	0.3	2.2	0.9	5.1
Career		60	3	12.7	2.0-3.8	52.8	0.0-0.1	40.0	0.6-1.3	44.9	1.2	1.6	2.7	0.3	0.7	0.3	2.6	0.9	4.7

Season Totals

SEASON	TEAM	FG	FG%	3PT	3P%	FT	FT%	OR	DR	REB	AST	BLK	STL	PF	TO	PTS
2019-20	SC	47-82	57.3	0-1	0.0	17-45	37.8	29	43	72	7	12	7	76	21	111
2020-21	SC	37-76	48.7	0-1	0.0	13-22	59.1	22	21	43	5	18	8	47	16	87
2021-22	USF	37-71	52.1	2-3	66.7	5-11	45.5	19	29	48	7	12	4	35	14	81
Career		121-229	52.8	2-5	40.0	35-78	44.9	70	93	163	19	42	19	158	51	279



10

Jordan Jones

6-0 ♦ So. ♦ Guard ♦ Macon, Ga. ♦ First Presbyterian Day School

Awards/Accolades

Named to the 2020-21 Southern Conference All-Freshman Team

2021-22 (Fr.)

Scored career high 16 points against Western Carolina (Jan. 22)...Reached double-digits for the first time in his career against The Citadel (Jan. 17)... Went 3-of-8 from the floor. ...Started 10 games and played in 21 at point guard as a true freshman...

Averaged 4.2 points and 1.9 rebounds per game...Dished out 29 assists and had 11 assists...Shot 18 of 45 on three-point shots...High school standout at Legacy Early College where he averaged 18 points and six rebounds his senior season...Played for coach BJ Jackson...Named a USA Today South Carolina All-State Second Team honoree after helping his squad to a 34-5 overall record during his senior campaign...Scored 18 points to lead his team to the USA National Prep Championship

Before Mercer

High School

4 year starter at First Presbyterian Day School...2021 Region Private 1-A Player of the Year...3 year First Team selection ...1,000 points earned Junior Year...Leading team scorer all four years...2 School Records: Most Three Pointers in a Game (13) & Most Points in a Game (6)...All State 3rd Team ...Averaged 20 Points, 5 assists, 4 Rebounds, and 3 steal his Senior Year...Led FPD to 42-9 record in Junior and Senior seasons. ...Senior Season - Undefeated region record going to the Elite 8 in the state playoffs (furthest in school history)

JONES, Jordan

		Field Goals		3-Point		F-Throws		Rebounds				Scoring								
SEASON	TEAM	GP-GS	MIN/AVG	FG-FGA	FG%	3FG-3FGA	3FG%	FT-FTA	FT%	OFF	DEF	TOT	AVG	PF-FO	A	TO	BLK	STL	PTS	AVG
2021-22	Mercer	21-10	348/16.6	28-65	.431	18-45	.400	14-21	.667	9	31	40	1.9	22-0	29	24	0	11	88	4.2
TOTAL		21-10	348/16.6	28-65	.431	18-45	.400	14-21	.667	9	31	40	1.9	22-0	29	24	0	11	88	4.2

Single Game Highs

Statistic	Value
Points	16 vs Western Caro. 01/22/22
Rebounds	5 at Samford 01/26/22, vs Furman 01/29/22, vs Wofford 01/31/22
Assists	6 vs Wofford 01/31/22
Steals	2 4 times
FG Made	6 vs Western Caro. 01/22/22
FG Attempts	11 vs Western Caro. 01/22/22
3FG Made	4 vs Western Caro. 01/22/22
3FG Attempts	7 vs Western Caro. 01/22/22
FT Made	4 vs ETSU 02/16/22
FT Attempts	5 at The Citadel 01/17/22



11

Luis Hurtado Jr.

6-7 ♦ Grad. Student ♦ Forward ♦ Merida, Venezuela ♦ Bryant University

Before Mercer

University of Alabama at Birmingham

Redshirted in 2017-2018 but was named to the C-USA Commissioner's Honor Roll... Appeared in six games in 2018-2019...During his redshirt sophomore season in 2019-2020, appeared in nine games off the bench for a 20-win team...Returned to action Nov. 20 after finishing cancer treatment...Winner of UAB's Flame on Courage Award

Bryant University

In redshirt junior season, appeared in 22 games, making 16 starts...Posted three double-figure scoring games and had 10 games of five-plus rebounds...In 2021-2022, appeared in all 32 games, making 28 starts...Averaged 4.4 points, 4.2 rebounds, 3.7 assists and 26.1 minutes...Finished second in the NEC in assist-to-turnover ratio at 1.9...Scored a career-high 14 points in Bryant's semifinal victory over Mount St. Mary's...2021-2022 NEC Conference Champions, NCAA Tournament appearance

High School


Three-year member of The Sagemont School (Weston, Florida)...Played for head coach Adam Ross...Advanced to the FHSAA Class 4A regional finals as a senior in 2017 and the championship game in 2015

HURTADO, Luis

		Field Goals		3-Point		F-Throws		Rebounds				Scoring								
SEASON	TEAM	GP-GS	MIN/AVG	FG-FGA	FG%	3FG-3FGA	3FG%	FT-FTA	FT%	OFF	DEF	TOT	AVG	PF-FO	A	TO	BLK	STL	PTS	AVG
2018-19	UAB	6-0	17/2.8	2-2	1.000	0-0	.000	0-0	.000	0	1	1	0.2	4-0	0	3	0	1	4	0.7
2019-20	UAB	9-0	72/7.9	3-7	.429	3-6	.500	3-6	.500	0	3	3	0.3	2-0	10	1	0	1	12	1.3
2020-21	BRY	22-16	500/22.7	41-82	.500	9-19	.474	24-41	.585	18	78	96	4.4	46-0	60	39	1	7	115	5.2
2021-22	BRY	32-28	836/26.1	50-93	.538	10-32	.313	32-59	.542	25	108	133	4.2	61-3	119	63	3	24	142	4.4
TOTAL FOR Mercer		0-0	0/0.0	0-0	.000	0-0	.000	0-0	.000	0	0	0	0.0	0-0	0	0	0	0	0	0.0
TOTAL		69-44	1425/20.6	96-184	.522	22-57	.386	59-106	.557	43	190	233	3.4	113-3	189	106	4	33	273	4.0

Single Game Highs

Statistic	Value
Points	14 vs Mount St. Mary's 03/05/22
Rebounds	12 vs Fisher 11/09/21
Assists	10 at Merrimack 01/21/22
Steals	3 vs Merrimack 01/27/22, vs Wright St. 03/16/22
Blocks	1 4 times
FG Made	6 vs Wright St. 03/16/22
FG Attempts	8 at St. Francis Brooklyn 12/09/20, vs Sacred Heart 03/06/21, vs Wright St. 03/16/22
3FG Made	2 at Merrimack 02/21/21, vs LIU 01/30/22, vs Mount St. Mary's 03/05/22
3FG Attempts	4 at Clemson 11/15/21
FT Made	6 at Massachusetts 12/21/20
FT Attempts	8 at Massachusetts 12/21/20



12

Harrison Drake

6-3 ♦ Senior ♦ Guard ♦ Newnan, Ga. ♦ Newnan, HS

2021-22 (Jr.)

Previously served (2020-2021) as student-manager for men's basketball, successfully notched a spot on the roster...Played in six games...Made three of his six attempts from the floor...Had two assists and two steals in 36 minutes of playing time

Before Mercer

High School

Four-year member of Newnan High School team...Played for head coach Roger Ladd...Fall League Tournament MVP (2018)...Two-time All Region 2-7A Team (2018-2019)...Two-time captain of team (2018-2019)...Fall League Tournament MVP (2018)...Christmas Tournament MVP (2019)

DRAKE, Harrison

SEASON	TEAM	GP-GS	MIN/AVG	Field Goals		3-Point		F-Throws		Rebounds				Scoring						
				FG-FGA	FG%	3FG-3FGA	3FG%	FT-FTA	FT%	OFF	DEF	TOT	AVG	PF	FO	A	TO	BLK	STL	PTS
2021-22	Mercer	6-0	36/6.0	3-6	.500	1-3	.333	0-1	.000	0	2	2	0.3	2-0	2	2	0	2	7	1.2
TOTAL		6-0	36/6.0	3-6	.500	1-3	.333	0-1	.000	0	2	2	0.3	2-0	2	2	0	2	7	1.2

Single Game Highs

Statistic	Value
Points	3 at VMI 02/10/22
Rebounds	1 vs Furman 01/29/22, vs Wofford 01/31/22
Assists	1 vs Furman 01/29/22, at VMI 02/10/22
Steals	1 vs Milligan 11/27/21, vs Furman 01/29/22
FG Made	1 vs Life (GA) 11/16/21, vs Milligan 11/27/21, at VMI 02/10/22
FG Attempts	2 vs Milligan 11/27/21, vs Furman 01/29/22
3FG Made	1 at VMI 02/10/22
3FG Attempts	1 vs Milligan 11/27/21, vs Furman 01/29/22, at VMI 02/10/22
FT Attempts	1 vs Wofford 01/31/22



14

TJ Grant

6-5 ♦ Freshman ♦ Forward ♦ Kathleen, Ga. ♦ Veterans HS

Before Mercer

High School

Four-year member of Veterans High School team...Played for head coach Brett Hardy...Region champions in 2021 and advanced to the third round of the state playoffs...High school team 23-1 in 2020-2021 and 17-4 in 2019-2020...2021 region Player of the Year...Member 1,000 point club...5A Sophomore of the Year (2020)...

First Team All-Region (2020)



15

John Treanor

6-6 ♦ Junior ♦ Forward ♦ Roswell, Ga. ♦ Marist School

Awards/Accolades

2020-21 SoCon Academic Honor Roll

2021-22 (Soph.)

Appeared in two contests...Converted on his only three-point shot attempt

2020-21 (Fr.)

Appeared in five contests...Played four minutes at Western Carolina (Feb. 27)...Scored his first career points in the SoCon Tournament First Round against Samford (March 5)...Went 1-of-2 from the field with a pair of rebounds

TREANOR, John

				Field Goals		3-Point		F-Throws		Rebounds				Scoring						
SEASON	TEAM	GP-GS	MIN/AVG	FG-FGA	FG%	3FG-3FGA	3FG%	FT-FTA	FT%	OFF	DEF	TOT	AVG	PF-FO	A	TO	BLK	STL	PTS	AVG
2020-21	Mercer	5-0	13/2.6	1-5	.200	0-1	.000	0-0	.000	0	3	3	0.6	1-0	2	1	1	2	2	0.4
2021-22	Mercer	2-0	5/2.6	1-1	1.000	1-1	1.000	0-0	.000	1	1	2	1.0	2-0	0	0	0	0	3	1.5
TOTAL		7-0	18/2.6	2-6	.333	1-2	.500	0-0	.000	1	4	5	0.7	3-0	2	1	1	2	5	0.7

Single Game Highs

Statistic	Value
Points	3 vs Milligan 11/27/21
Rebounds	2 vs Samford 03/05/21
Assists	1 vs Columbia Int'l 12/05/20, vs The Citadel 02/22/21
Steals	1 at The Citadel 01/20/21, at Western Caro. 02/27/21
Blocks	1 vs Columbia Int'l 12/05/20
FG Made	1 vs Samford 03/05/21, vs Milligan 11/27/21
FG Attempts	2 vs The Citadel 02/22/21, vs Samford 03/05/21
3FG Made	1 vs Milligan 11/27/21
3FG Attempts	1 vs The Citadel 02/22/21, vs Milligan 11/27/21



20

Braden Sparks

6-0 ♦ Freshman ♦ Guard ♦ Villa, Rica, Ga. ♦ McEachern HS

Before Mercer

High School

Four-year member of McEachern High School team...Played for coaches Mike Thompson and Tremayne Anchrum...State championship (2018-2019)...Two region championships (2018-2019, 2019-2020)



22

Jalen Cobb

6-1 ♦ Grad. Student ♦ Guard ♦ Decatur, Ga. ♦ Columbia HS ♦ Fordham University

Before Mercer

Fordham University

Missed the 2021-2022 season with an injury...Prior to that, was three-year starter and led the 2020-2021 team in assists and steals....In his sophomore season in 2019-2020, appeared in 30 games, averaged 10.3 points per game, 3.4 rebounds per game, recorded 53 steals and 70 assists...Scored a career high 22 points against both George Washington and Dayton...As a freshman in 2018-2019, while appearing in all 32 games, averaged 10.1 points per game and 2.8 rebounds...Had 71 assists, a team-high 46 steals, ranking eighth in the Atlantic 10 (1.4 steals/game)

High School

Named Class 5A South All-State at Columbia High School in DeKalb County, Georgia...Played for coach Phil Murray...Attended Loomis Chaffee School in 2017-2018 where he helped led the Pelicans to the 2018 Founders League Championship

COBB, Jalen

SEASON	TEAM	GP-GS	MIN/AVG	Field Goals			3-Point		F-Throws		Rebounds				Scoring						
				FG-FGA	FG%	3FG-3FGA	3FG%	FT-FTA	FT%	OFF	DEF	TOT	AVG	PF	FO	A	TO	BLK	STL	PTS	AVG
2018-19	FU	32-22	944/29.5	111-292	.380	40-121	.331	62-85	.729	12	77	89	2.8	81-0	71	63	12	46	324	10.1	
2019-20	FU	30-25	1013/33.8	106-313	.339	41-132	.311	57-77	.740	10	93	103	3.4	76-1	70	67	7	53	310	10.3	
2020-21	FU	14-14	491/35.1	38-127	.299	12-52	.231	13-20	.650	5	58	63	4.5	32-0	51	34	5	24	101	7.2	
TOTAL FOR Mercer		0-0	0/0.0	0-0	.000	0-0	.000	0-0	.000	0	0	0	0.0	0-0	0	0	0	0	0	0	0.0
TOTAL		76-61	2449/32.2	255-732	.348	93-305	.305	132-182	.725	27	228	255	3.4	189-1	192	164	24	123	735	9.7	

Single Game Highs

Statistic	Value	
Points	22	at Dayton 02/01/20, vs George Washington 01/22/20
Rebounds	9	at Duquesne 01/09/19, at Duquesne 01/09/21
Assists	8	vs CCNY 11/06/18
Steals	4	vs Marist 11/16/19, vs La Salle 01/05/20, at Duquesne 01/09/21
Blocks	2	vs Duquesne 02/09/19, vs Marist 11/16/19
FG Made	8	at Dayton 02/01/20
FG Attempts	17	at Dayton 02/01/20
3FG Made	5	vs Nevada 11/22/19, vs George Washington 01/22/20
3FG Attempts	9	vs George Washington 03/06/19
FT Made	11	vs Coppin St. 12/30/19
FT Attempts	13	vs Coppin St. 12/30/19



23

James Glisson III

6-7 ♦ Senior ♦ Forward ♦ Decatur, Ga. ♦ Southwest DeKalb HS

Season-by-Season

2021-22 (Jr.)

Averaged in double figures at 10.5 points per game...Starter in 21 of the 31 games in which he played...Scored season high 25 points against Georgia State on Dec. 4...Blocked 20 shots and had 17 steals...Shot 79.7% from the free throw line

2020-21 (So.)

Played in 26 contests and earned the starting nod 13 times...Scored 14 points on 6-of-7 shooting in a win at Georgia Tech (Nov. 27)...Had a solid all-around stat line in a double overtime win over Samford. Scored 12 points. Also grabbed three rebounds, had two steals and swatted two shots...Scored in double figures in five consecutive games from Feb. 20-March 5. Averaged 11.8 points and 4.8 rebounds per game during that span....Grabbed a season-high seven rebounds against ETSU (Feb. 17)...Made a season-high seven shots against The Citadel (Feb. 22) and at Western Carolina (Feb. 28)...Had a stellar performance in the SoCon Championship game. Missed just one shot from the field. Scored 16 points and grabbed nine boards while blocking two shots...Blocked two shots in five different games...Averaged 7.6 points and 4.0 rebounds per game. Finished tied for 15th in the conference with 1.4 offensive rebounds per game.

2019-20 (Fr.)

Played in all 32 games and started nine, including the first seven of the season...Scored in double figures six times. Averaged 6.3 points and 3.0 rebounds per game....Led the team in field goal percentage (.509). Hit 85-of-167 attempts...Scored a career-high 21 points off the bench against Samford (Feb. 19). Missed just one shot in the 106-66 rout of the Bulldogs, going 10-of-11 from the floor...Pulled down five or more rebounds on 10 occasions. Career-high of nine boards game against Columbia International (Nov. 8)....Displayed his versatility with three steals and three blocks – both career-highs – against Milligan (Dec. 28)...Dished out four assists against UIC (Nov. 23)

Before Mercer

High School

Finished standout career at Southwest DeKalb High School (Decatur, Ga.) with over 1,000 points, 600 rebounds and 100 blocks, assists and steals...Garnered 2019 5-AAAAA All-State First Team honors...Two-time Region 5-AAAAA First Team selection (2017-18, 2018-19)...Named to DeKalb County Top 20 as a senior...Earned DeKalb County's player of the month honor at 5-AAAAA level for four consecutive months during 2018-19 season...Led SWD to GHSA 5-AAAAA state championship semifinals with 24-7 overall record

GLISSON III, James

SEASON	TEAM	GP-GS	MIN/AVG	Field Goals			3-Point		F-Throws		Rebounds				Scoring					
				FG-FGA	FG%	3FG-3FGA	3FG%	FT-FTA	FT%	OFF	DEF	TOT	AVG	PF	FO	A	TO	BLK	STL	PTS
2019-20	Mercer	32-9	541/16.9	85-167	.509	2-17	.118	28-44	.636	45	52	97	3.0	49-0	33	27	10	18	200	6.3
2020-21	Mercer	26-13	557/21.4	86-144	.597	5-12	.417	20-24	.833	37	66	103	4.0	31-0	13	21	13	13	197	7.6
2021-22	Mercer	31-21	839/27.1	116-248	.468	31-91	.341	63-79	.797	36	118	154	5.0	50-1	48	50	20	17	326	10.5
TOTAL		89-43	1937/21.8	287-559	.513	38-120	.317	111-147	.755	118	236	354	4.0	130-1	94	98	43	48	723	8.1

Single Game Highs

Statistic	Value	
Points	25	vs Georgia St. 12/04/21
Rebounds	11	vs Bucknell 11/23/21
Assists	4	at UIC 11/23/19, at Coastal Carolina 12/06/21
Steals	3	vs Milligan 12/28/19
Blocks	3	vs Milligan 12/28/19, vs Georgia St. 12/04/21
FG Made	10	vs Samford 02/19/20, vs Georgia St. 12/04/21
FG Attempts	14	vs Georgia St. 12/04/21, at ETSU 01/19/22
3FG Made	5	at VMI 02/10/22
3FG Attempts	8	vs VMI 01/13/22
FT Made	8	vs VMI 01/13/22
FT Attempts	9	at Kennesaw St. 12/01/21



25

Shawn Walker Jr.

6-6 ♦ Senior ♦ Guard ♦ Elizabeth City, N.C. ♦ Tallahassee Community College

2021-22 (Jr.)

Started 29 games and appeared in 33, averaging 5.9 points per game...Shot 81.1% from the free-throw line...Scored a season-high 18 points against VMI on Feb. 10

Before Mercer

2020-21 (So.) (Tallahassee Community College)

Averaged 11.2 points per game and found his rhythm from the floor, shooting 48.6 percent (69-of-142) and a stellar 47 percent (31-of-66) from beyond the arc...Nearly automatic at the charity stripe, missing just 12 times

Reached double figures in 12 of the Eagles' 22 contests...Contributed 19 points on 6-of-11 shooting and 5-of-8 from downtown in a March 9 win over Chipola College...Led the Eagles to a 19-3 record...Scored 18 points in Tallahassee's 82-57 romp of Pensacola State College, which gave the Eagles a second consecutive Panhandle Conference Championship

2019-20 (Fr.) (George Washington)

Played in 21 games with six starts...Made his collegiate debut against Morgan State on (Nov. 16, 2019) and contributed seven points to go along with six boards and two thefts in his first start for the Colonials...Tied his November-best with seven points and added four assists vs. Milwaukee (Nov. 24, 2019)...Had five assists in six minutes vs. Saint Joseph's (Jan. 25, 2020)...Earned the starting nod against Rhode Island (Feb. 8, 2020) in A-10 play and poured in a career best 14 points...Averaged 3.4 points, 1.7 rebounds and 1.6 assists per game

High School

Began his high school career at Wesleyan Christian Academy. Led the Trojans to a 55-11 record and ranking of fourth among 3A North Carolina Independent Schools Athletic Association (NCISAA) programs...Walker Jr. was also an all-academic honoree during his time at Wesleyan...Transferred to Bishop Sullivan Catholic High School in Virginia Beach, Va., for his senior season. Led the Crusaders to their first state championship since 1994 with an 18-point performance in the championship game and earned finals MVP honors.

WALKER JR., Shawn

				Field Goals		3-Point		F-Throws		Rebounds				Scoring						
SEASON	TEAM	GP-GS	MIN/AVG	FG-FGA	FG%	3FG-3FGA	3FG%	FT-FTA	FT%	OFF	DEF	TOT	AVG	PF-FO	A	TO	BLK	STL	PTS	AVG
2021-22	Mercer	33-29	960/29.1	72-179	.402	20-77	.260	30-37	.811	16	69	85	2.6	79-2	91	48	2	24	194	5.9
TOTAL		33-29	960/29.1	72-179	.402	20-77	.260	30-37	.811	16	69	85	2.6	79-2	91	48	2	24	194	5.9

Single Game Highs

Statistic	Value
Points	18 at VMI 02/10/22
Rebounds	7 vs Life (GA) 11/16/21
Assists	6 at FGCU 12/19/21, at Wofford 02/26/22
Steals	3 vs Western Caro. 03/04/22
Blocks	1 vs Ga. Southern 12/11/21, at Chattanooga 02/05/22
FG Made	7 at VMI 02/10/22
FG Attempts	12 at VMI 02/10/22
3FG Made	3 at The Citadel 01/17/22
3FG Attempts	6 at Arkansas 11/09/21, at Coastal Carolina 12/06/21
FT Made	5 at Western Caro. 02/19/22
FT Attempts	7 at Western Caro. 02/19/22



30

Diego Rivera

6-2 ♦ Senior ♦ Guard ♦ Bayamon, Puerto Rico ♦ Miami Christian School

Awards/Accolades

2019-20 SoCon Academic Honor Roll

2021-22 (Jr.)

Played in six games all off the bench...Was 6-8 from the floor in 37 minutes of playing time...Had five assists and three steals

2020-21 (So.)

Played in nine games all off the bench...Played three minutes in the season opener against North Georgia (Nov. 25)...Played a season-high 10 minutes against The Citadel (Feb. 22) and at Western Carolina (Feb. 27). Scored in both games....Season-high in points (3) and assists (3) came against the Catamounts (Feb. 27)

2019-20 (Fr.)

Played in 21 contests. Earned his lone start of the season at UNCW (Dec. 16)...Averaged 2.4 points and 0.9 rebounds in 10.4 minutes per game...Scored nine points in the season-opener at St. John's (Nov. 6). Connected on all three of his three-pointers against the Red Storm...Played a season-high 23 minutes against The Citadel (Feb. 1) and reached double figures for the first time with 13 points...Dished out four assists against The Citadel as well...Shot 35.4 percent from the field. Made 17-of-48 shots.

Before Mercer

High School

Played at Miami Christian School...Helped the Victors win back-to-back Florida class 2A state championships in 2017 & 2018...Played alongside Mercer transfers Neftali Alvarez and Felipe Haase at Miami Christian...Set a national record for the most points scored in a half, pouring in 76 points on 30-of-44 shooting from the field along with 14 made three-pointers in a 122-51 win over Brito as a senior...Averaged 20.3 points, 2.4 rebounds and 3.1 assists while leading Victors to a 19-11 record & a regional finals appearance as a senior...Became the third player in Miami Christian School history to score over 1,000 career points...Honors student at Miami Christian School

RIVERA, Diego

SEASON	TEAM	GP-GS	MIN/AVG	Field Goals		3-Point		F-Throws		Rebounds				Scoring						
				FG-FGA	FG%	3FG-3FGA	3FG%	FT-FTA	FT%	OFF	DEF	TOT	AVG	PF	FO	A	TO	BLK	STL	PTS
2019-20	Mercer	21-1	217/10.3	17-48	.354	6-27	.222	11-15	.733	7	11	18	0.9	17-0	17	10	1	7	51	2.4
2020-21	Mercer	9-0	51/5.7	2-11	.182	1-5	.200	0-0	.000	1	4	5	0.6	4-0	8	1	0	1	5	0.6
2021-22	Mercer	6-0	37/6.1	6-8	.750	1-2	.500	0-0	.000	1	4	5	0.8	3-0	5	2	0	3	13	2.2
TOTAL		36-1	305/8.5	25-67	.373	8-34	.235	11-15	.733	9	19	28	0.8	24-0	30	13	1	11	69	1.9

Single Game Highs

Statistic	Value
Points	13 vs The Citadel 02/01/20
Rebounds	2 7 times
Assists	4 vs The Citadel 02/01/20
Steals	2 vs The Citadel 02/01/20, vs Milligan 11/27/21
Blocks	1 at The Citadel 02/26/20
FG Made	4 vs The Citadel 02/01/20
FG Attempts	7 vs FGCU 11/15/19
3FG Made	3 at St. John's (NY) 11/06/19
3FG Attempts	4 at The Citadel 02/26/20
FT Made	3 vs The Citadel 02/01/20, vs Milligan 12/28/19
FT Attempts	4 vs The Citadel 02/01/20



32

David Craig

7-2 ♦ Freshman ♦ Center ♦ Johannesburg, South Africa ♦ McCallie School

Before Mercer

High School

Three-year member of McCallie School team in Chattanooga, Tennessee...Played for coach David Conrady...Named to Best of Preps Champs (2022), Best of Preps MVP (2021-2022)...Named All-State, 2021-2022...Named All-Region twice, (2020-2021 and 2021-2022)...Most Improved Player (2020-2021)..Most Valuable Player (2021-2022)..Tied for field goal percentage season record (75%)



35

Nana Akenten

6-6 ♦ Grad. Student ♦ Forward ♦ Bolingbrook, Ill. ♦ Southeast Missouri State

Before Mercer

2018-2019 - University of Nebraska

In, averaged 4.3 points and 2.5 rebounds per game as one of the Huskers' first subs off the bench

2019-2020 - Southeast Missouri State University

Redshirted during the season

2020-2021

Started 24 of 27 games...First on the team in rebounds (156), rebounds per game (5.8) and steals (34)...Made 53 three-pointers, second most on the team...Also held the best free-throw percentage (.744) among the starters...Last season, played in all 29 games, averaging 18.9 minutes per game and 7.1 assists...Connected on 40 three-pointers, pulled down 23 rebounds, had 17 assists, 18 blocks and 19 steals

High School

Athlete of the Year at Bolingbroke High School where he played for four years...Played for head coach Rob Brost... Team finished third in the state twice...Named First Team All-Conference, First Team All-State, Player of the Year, McDonald's All-American candidate and Gatorade Player of the Year candidate...Named Player of the Year by the Joliet Herald News in 2017

STUDENT-ATHLETE BIOS // MERCER MEN'S BASKETBALL

AKENTEN, Mava

SEASON	TEAM	GP-GS	MIN/AVG	Field Goals		3-Point		F-Throws		Rebounds				Scoring						
				FG-FGA	FG%	3FG-3FGA	3FG%	FT-FTA	FT%	OFF	DEF	TOT	AVG	PF	FO	A	TO	BLK	STL	PTS
2017-18	Nebr	7-0	21/3.0	2-9	.222	2-8	.250	1-2	.500	1	1	2	0.3	0-0	0	0	0	0	7	1.0
2018-19	Nebr	28-2	357/12.8	44-121	.364	24-79	.304	8-17	.471	21	50	71	2.5	42-0	7	10	3	10	120	4.3
2020-21	SEMO	27-24	728/27.0	84-216	.389	53-150	.353	29-39	.744	28	128	156	5.8	66-3	26	51	10	34	250	9.3
2021-22	SEMO	28-3	527/18.8	71-187	.380	40-120	.333	19-35	.543	23	93	116	4.1	61-0	17	15	17	16	201	7.2
TOTAL FOR Mercer		0-0	0/0.0	0-0	.000	0-0	.000	0-0	.000	0	0	0	0.0	0-0	0	0	0	0	0	0.0
TOTAL		90-29	1633/18.1	201-533	.377	119-357	.333	57-93	.613	73	272	345	3.8	169-3	50	76	30	60	578	6.4

Single Game Highs

Statistic	Value	
Points	20	at Belmont 01/07/21
Rebounds	11	at Belmont 01/07/21, at Morehead St. 02/19/22
Assists	3	at UT Martin 02/03/22
Steals	5	vs Eastern Ill. 01/30/21
Blocks	3	vs Mo. Baptist 11/22/21
FG Made	7	at UT Martin 01/26/21, at Belmont 01/07/21
FG Attempts	17	at Belmont 01/07/21
3FG Made	5	vs Mississippi Val. 11/06/18, vs Eastern Ky. 02/20/21, at Belmont 01/06/22
3FG Attempts	11	vs Mississippi Val. 11/06/18, at Belmont 01/07/21, at Tennessee St. 01/08/22
FT Made	7	at SIUE 02/27/21
FT Attempts	9	at SIUE 02/27/21



2021-22 SEASON REVIEW



2021-22 SEASON REVIEW // MERCER MEN'S BASKETBALL

2021-2022 Mercer University Men's Basketball
Overall Statistics (as of Mar 5, 2022)

Overall Record: 16-17 Conf: 8-10 Home: 10-4 Away: 4-11 Neutral: 2-2

#	Player	GP-GS	MIN	PTS	FG		3PT		FT		Rebounds				PF	DQ	A	TO	BLK	STL
					FG-FGA	FG%	3PT-3PA	3PT%	FT-FTA	FT%	OFF	DEF	TOT	APG						
22	Hess, Felipe	20-21	1139	342	169-332	.492	71-173	.406	85-111	.865	36	146	184	3.8	34	0	99	37	17	41
20	Johnson, Jalen	32-30	987	30.8	141-330	.427	76-195	.390	68-76	.895	43	106	149	4.7	71	1	43	46	35	27
62	Avarez, Melial	13-10	342	28.5	61-133	.466	8-24	.333	13-22	.590	13	24	37	3.1	21	0	42	33	1	14
23	Glisson III, James	31-21	839	27.1	116-248	.468	31-91	.341	63-79	.797	36	118	154	5.0	50	1	48	50	20	17
61	Robertson, Kemar	29-17	633	28.7	161-348	.461	19-69	.276	70-98	.776	18	185	124	4.3	79	1	37	48	1	37
25	Walker Jr., Shawn	33-29	959	29.1	72-179	.402	20-77	.260	30-37	.811	16	69	85	2.6	79	2	91	48	2	24
63	Grant, Marston	31-9	344	11.1	78-173	.378	0-0	.000	10-38	.467	28	64	93	3.0	32	0	13	34	9	2
33	Jones, Jordan	21-10	348	16.6	28-65	.431	18-45	.400	14-21	.667	9	31	40	1.9	22	0	29	24	0	11
31	Greco, Jackson	22-1	388	12.7	28-53	.377	15-49	.373	9-16	.563	4	23	27	1.3	18	0	28	10	1	7
14	Bafutto, Victor	14-3	108	7.7	17-28	.607	0-2	.000	5-8	.625	10	15	25	1.8	17	0	5	13	9	2
38	Rivera, Diego	6-0	37	6.2	6-8	.750	3-2	.500	0-0	.000	1	4	5	0.8	3	0	3	2	0	3
11	Tucker, Jovan	29-2	402	13.9	24-63	.381	7-19	.368	5-10	.500	12	30	42	1.4	32	0	20	22	2	16
13	Treanor, John	2-0	3	2.3	1-1	1.000	1-1	1.000	0-0	.000	1	1	2	1.0	2	0	0	0	0	0
32	Drake, Harrison	6-0	36	6.0	3-6	.500	1-3	.333	0-1	.000	0	2	2	0.3	2	0	2	2	0	2
Total		30	6838	301.5	628-1611	.467	268-764	.351	403-521	.770	283	787	1068	32.1	362	5	473	408	86	383
Opponents		6838	301.3	628-1678	.447	270-781	.346	360-521	.729	294	746	1062	32.2	494	4	436	387	87	332	

Team Statistics	Mercer	OPP		
SCORING	2325	2328		
Points Per Game	70.5	70.5		
Scoring Margin	8.8	-		
FIELD GOALS-ATT	828-1811	839-1879		
Field Goal Pct	.457	.447		
3 POINT FG-ATT	268-764	270-781		
3PT FG Pct	.351	.346		
3PT Made Per Game	8.1	8.2		
FREE THROWS-ATT	481-521	360-521		
FT Pct	.770	.729		
FT Made Per Game	12.2	11.5		
REBOUNDS	1060	1062		
Rebounds Per Game	32.1	32.2		
Rebounds Margin	-0.1	-		
ASSISTS	473	436		
Assists Per Game	14.3	13.2		
TURNOVERS	408	367		
Turnovers Per Game	12.4	11.1		
Turnovers Margin	-1.3	-		
Assist/Turnover Ratio	1.2	1.2		
STEALS	203	232		
Steals Per Game	6.2	7.0		
BLOCKS	98	87		
Blocks Per Game	3.0	2.6		
ATTENDANCE	28,731	47,181		
Dates/Avg Per Date	14-2,052	15-3,145		
Neutral Site 4/Avg	-	4-837		
Score by Period	1st	2nd	OT	Total
Mercer	1131	1189	15	2335
Opponents	1848	1259	20	2328

Conf	Date	Opponent	W/L	Score
	11/09/21	at Arkansas	L	61-74
	11/13/21	at Winthrop	L (OT)	85-88
	11/16/21	LIFE (GA)	W	78-58
	11/20/21	at Saint Louis	L	58-75
	11/23/21	vs Bucknell	W	78-48
	11/24/21	vs Middle Tenn.	L	58-82
	11/27/21	MILLIGAN	W	88-49
	12/01/21	at Kennesaw St.	W	73-71
	12/04/21	GEORGIA ST.	W	83-77
	12/06/21	at Coastal Carolina	W	74-69
	12/11/21	GA. SOUTHERN	W	77-48
	12/19/21	at FGCU	L	55-67
	12/22/21	TROY	L	65-68
*	01/05/22	SAMFORD	W	83-80
*	01/08/22	at Furman	L	66-81
*	01/13/22	VMI	W	97-91
*	01/15/22	UNC GREENSBORO	W	58-49
*	01/17/22	at The Citadel	W	71-64
*	01/19/22	at ETSU	L	64-72
*	01/22/22	WESTERN CARO.	W	72-64
*	01/26/22	at Sanford	L	61-75
*	01/29/22	FURMAN	L	50-80
*	01/31/22	WOFFORD	W	67-62
*	02/05/22	at Chattanooga	L	68-77
*	02/07/22	CHATTANOOGA	L (OT)	72-74
*	02/10/22	at VMI	L	79-85
*	02/13/22	at UNC Greensboro	W	73-64
*	02/16/22	ETSU	W	65-56
*	02/19/22	at Western Caro.	L	65-68
*	02/23/22	THE CITADEL	L	67-71
*	02/26/22	at Wofford	L	67-74
	03/04/22	vs Western Caro.	W	81-53
	03/05/22	vs Furman	L	66-88

* = Conference game

CHAMPIONSHIP HISTORY



1921-22

Basketball has a long-standing legacy at Mercer University. The first edition of Mercer cagers hit the hardwood over 100 years ago in 1906-07 and tipped off what would be a successful history of championship teams.

The Mercer men's basketball program has won in each conference that it has been a member of, dating back to the 1920s when the school was a member of the forerunner of the SEC, the Southern Intercollegiate Athletic Association (SIAA).

The Bears claimed back-to-back-to-back SIAA championships in 1922, 1923 and 1924. Mercer posted an overall record of 17-7 in 1921-22 and closed out the campaign by winning five of its last six contests to capture the SIAA title. The Bears defeated Centre, Kentucky, Chattanooga and Georgia Tech en route to taking the crown. North Carolina defeated Mercer, 40-26, in the NIT tournament. The following season the Bears were 16-10 and captured the 1924 title with a 22-6 record. Mercer topped Millsaps, Louisiana College, Mississippi College and Centre in the 1924 SIAA Tournament, claiming its third consecutive conference title.

In 1948, Mercer joined the Dixie Conference as one of nine charter members. The basketball program faced the likes of Florida State, Howard, Lambuth, Millsaps, Mississippi College, Oglethorpe, Stetson and Tampa during its stint in the conference. Mercer claimed its lone Dixie Conference championship in 1951 with a 16-9 overall record. Mercer would remain competitive throughout the next three decades but would wait three decades to experience championship success as a member of the Atlantic Sun.

The 1980-81 squad was led by Atlantic Sun "Player of the Year," Benton Wade. The Bears finished the regular season third in the conference and were facing an uphill battle in the A-Sun tournament, held in Shreveport, La. Mercer proved to be up to the challenge downing Arkansas-Little Rock, Louisiana-Monroe and Houston Baptist in the championship game to capture the conference title and the school's first ever berth in the NCAA tournament. Mercer faced the Southwest Conference's Arkansas Razorbacks in the first round of the "Big Dance." Despite a courageous effort by the lower-seeded Bears, the Razorbacks prevailed, 73-67.



2002-03
A-Sun Regular Season
Co-Champions

In 2003, the Bears were back on top of the Atlantic Sun thanks to a phenomenal turnaround season orchestrated by head coach Mark Slonaker. The 2002-03 Bears posted a 23-6 record after finishing 6-23 the year before. The 17-game turnaround in one season was the largest in NCAA Division I history. Also, for the first time in the school's 24-year affiliation with the A-Sun, it was the first regular season basketball title that Mercer had ever won. After going 5-2 in the first seven conference games of the season, the Bears rattled off 11 consecutive wins to close the regular season. The strong finish gave Mercer a number one seed in the conference tournament, but the Bears lost a heart-breaker to UCF in the conference tournament semifinals to end

the season. For the first time in school history, Mercer was ranked in the mid-major Top 25. Head coach Mark Slonaker was honored with the Jim Phelan Award as the national "Coach of the Year" and was also named the Atlantic Sun "Coach of the Year."

In 2012, head coach Bob Hoffman added his name to the list of Mercer coaches which lead the Orange and Black to a championship. Mercer smashed a multitude of program records on its way to a 21-10 record during the 2011-12 regular season and the No. 2 seed the A-Sun tournament. Despite suffering a heartbreaking 62-58 defeat to Florida Gulf Coast in the semifinals, the Bears rallied to win five-straight games in the CollegenInsider.com Tournament. Mercer's historic postseason run was punctuated by the team's championship victory at Utah State, where the Bears downed an Aggie team that had won 100 of its previous 106 games at the renown Dee Glen Smith Spectrum by a 70-67 margin.



2012-13
A-Sun Regular Season
Champions

One year later, Hoffman brought Mercer back to championship glory as the team ripped off a 14-4 Atlantic Sun record and captured the program's first outright claim to the A-Sun Regular Season Championship. The Bears solidified the title in the final conference game of the year, downing Stetson in DeLand by a 77-65 margin. The team would go on to fall to eventual NCAA Sweet-16 participant Florida Gulf Coast



1923-24



1950-51
Dixie Conference Champions



2011-12
CIT Tournament Champions

CHAMPIONSHIP HISTORY (cont.)

In 2013-14, Hoffman guided Mercer to the most successful season in program history, capturing the 2014 Atlantic Sun regular season co-championship, the Atlantic Sun tournament championship and a stunning NCAA second round upset over No. 6 Duke. The victory over Duke was the school's first NCAA Tournament win and left the squad just one win short of reaching the Sweet 16. The Bears finished the year 27-9, establishing the best winning



NCAA HISTORY

Mercer has had three of its men's basketball teams participate in the NCAA Division I national tournament:



1980-81
March, 1981 - Austin Regional
1st round: Arkansas 73, Mercer



1984-85
March 15, 1985 - Atlanta Regional
1st round: Georgia Tech 65, Mercer



2013-14
March 21-23, 2014 - Raleigh Regional
2nd round: Mercer 78, No. 6 Duke

NABC SILVER ANNIVERSARY

Two former Mercer basketball players have been named to the National Association of Basketball Coaches Hilyard Silver Anniversary All-America team. The award is presented to former student-athletes on the 25th anniversary of their senior year who have distinguished themselves in their chosen career.



Dr. Donald Baxter, Mercer class of 1965, was selected to the 1990 NABC Silver Anniversary All-America team as well as the being named to the NCAA Hilyard Silver Anniversary team. Baxter, who resides in Houston, Texas, is one of the leading orthopedic foot and ankle specialists in the country. Baxter joined Ricky Barry (Miami), Dick Van Arsdale (Indiana), Fred Haskel (Davidson) and Toby Kendall (UConn).

Dr. David Jones, Mercer class of 1974, was chosen to the the 1999 team that was honored at the Final Four in St. Petersburg. Jones, who lives in Atlanta, is considered one of America's leading pediatric cardiologists. Jones



BEARS IN THE PROS



T.J. Hallice
(2011-15)

T.J. Hallice led the Bears in rebounding during his final season at Mercer and earned the attention of scouts. Hallice was drafted by the Idaho Stampede in the 2015 NBA D-League Draft.



Darius Moten
(2011-15)

Darius Moten averaged 11.4 points per game during his senior season, ranking second on the team. Moten signed a professional contract with Svendborg in Denmark in the fall of



Anthony White Jr.
(2012-14)

Anthony White Jr. was named to the A-Sun All-Tournament team after helping Mercer win the 2014 A-Sun title. White Jr. spent the summer of 2014 playing with the Geelong Supercats in



Daniel Coursey
(2010-14)

Mercer's all-time leader in career blocks was named A-Sun Defensive Player of the Year in his final season at Mercer. He was drafted by the Erie Bayhawks of the NBA D-League.



Langston Hall
(2010-14)

Langston Hall holds Mercer's all-time career record for assists, steals and 3's made. After playing in the NBA Summer League, Hall signed with Giorgio Tesi PT in Italy.



Travis Smith
(2011-13)

Travis Smith earned All-Conference second team honors in 2013 with Mercer, and now plays professionally in Germany with Wolfenbuettel.



Justin Cecil
(2010-12)

After leading Mercer to the 2012 CIT Championship, Justin Cecil landed in Australia with the Lakeside Lightning. He now plays with Grupo Inec Z. in Spain.



E. J. Kusnyer
(2008-10)

After ranking second in the nation for three-point field goals made (107) in 2009-10, Kusnyer was signed by Rotterdam Challengers in Holland. He currently plays for the Caceres in Spain.



James Florence
(2006-10)


Mercer's all-time leading scorer was drafted in the third round of the NBA Developmental League draft by the Reno Bighorns. He is currently playing for the Cibona in



Calvin Henry
(2006-09)

After graduating in 2010, Henry has played overseas professional ball in three countries. He currently resides in Australia, where he plays for the Mildura

PRO BEARS HIGHLIGHT: WESLEY DUKE



Former Bear Wesley Duke (1999-05), was one of the program's most athletically gifted individuals ever, making him a dangerous "weapon" on the court. His four-year career saw him collect 1,141 points, ranking 21st on Mercer's all-time scoring chart. Duke has two noteworthy achievements about his post-MU basketball career. First, he is the only Mercer player to ever win the annual Slam Dunk Contest (left). After he was done playing hoops, his physical skills attracted the attention of NFL scouts and he was signed by the Denver Broncos (right) and eventually advanced to the team's active roster as a tight end.



FORMER PRO BEARS



Brian Mills
(2007-11)

Played with Steaua CSM in Romania.



Daniel Emerson
(2008-10)

After earning recognition as the state of Georgia's college Player of the Year, Emerson signed a contract to play for Optima Gent in Belgium.



Sidiki Straub
(2008-09)

Played 2010 with Riet-Wedel in Germany.



Hrvoje Pervan
(2005-07)

Pervan played with Germany's Wuerzburg Baskets and the Leopards of the British professional league.



Andrew Brown
(2003-06)

Played professionally in 2008 with Osnabruek in Germany.




Wesley Duke

Signed as a free agent with the NFL's Denver Broncos in 2005 and was promoted to the active roster before suffering a career-ending knee injury.



Andrew Walker

Played the 2007 season with the Las Vegas Aces of the American Basketball Association.



Scott Emerson

After graduating as Mercer's third all-time leading scorer, played five seasons in Europe with the Limoges (France Pro B) and Team Euphony.




Clarence Baker
(2001-03)

Played the 2005 season with the New Jersey Flyers of the USBL.



Justin Howard
(1999-03)

Played professionally for six different teams in Finland, Spain, Mexico and Germany. Spent last season as a member of BG Karlsruhe in Germany's




Rodney Kirtz
(1997-01)

Played professional basketball in the US for four different leagues, finishing with Baseline of the Southeastern Basketball League.



Isaac Stallworth
(1997-99)

Played professionally in both Sweden and the US. Spent his last pro season as a member of the ABA's Georgia



Reggie Elliott
(1994-96)

Traveled to Romania, Bulgaria, Colombia and Spain as a professional. Spent his last season with Pitesti of Romania.




Scott Farley
(1991-93, 94-96)

Played the 1997 season with Vive Menorca in Spain.



Ledon Green
(1992-96)

Played professionally in Hungary until the 2006 season, in which he competed for Kaposvari in the A Division.



Oscar More
(1988-90)

Played in the CBL with the Tri-City Schinook.




Scott Bailey
(1986-90)

Played in the Global Basketball League's Saginaw, Mich., franchise.




Dwayne Taylor
(1987-89)

Played 1997 with Alba-Comp.




Earl Walker
(1983-85)

Scored 597 points during the 1984-85 season and was drafted by the Seattle Superonics and played in the CBA with the Sioux City Skyforce.




Sam Mitchell
(1981-85)

Graduated as Mercer's all-time leading scorer, played 13 NBA seasons. Head coach of the Toronto Raptors and was named 2007 NBA Coach



Tony Gattis
(1979-83)

Led the Bears in scoring for three consecutive seasons and was drafted by the Seattle Superonics.




Jerry Thruston
(1974-77)

Scored 1,099 points in just three seasons with the Bears and ranked 24th all-time. He was drafted by the Golden




Andre Brown
(1973-76)

Led the Bears in field goal accuracy for two consecutive seasons and was drafted by the Boston Celtics.



Billy Smith
(1970-74)

Ranked ninth on the all-time scoring list when he finished his Mercer career and was drafted by the New York Knicks.



Leonard Hardin
(1970-74)

His 683 career field goals, which ranked fourth all-time when he graduated, was drafted by the ABA's Kentucky Colonels.

MERCER LEGEND: SAM MITCHELL



Sam Mitchell starred for the Mercer University program from 1981-85. Arguably, the greatest player in the history of Bears' basketball, he is second on the school's career scoring list (finishing his collegiate career with 1,986 points) and was the 1985 Atlantic Sun Conference "Player of the Year."

He led Mercer to the 1985 A-Sun championship and a berth in NCAA tournament against nationally-ranked Georgia Tech. When he left Mercer, Mitchell was the Bears' leader in the following categories: scoring (career & season), field goals made (career & season), most free throws made (season), and free throws attempted (season) and still holds all but the career scoring mark to this day.

At the 1985 Portsmouth Invitational Tournament pre-draft camp, he was tabbed the most valuable player. Mitchell was drafted in the third round (54 overall) by the Houston Rockets in the 1985 NBA Draft. He began his NBA career in 1989 as a free agent with the expansion Minnesota Timberwolves, but before entering the NBA, he paid his dues. Mitchell played three years in the Continental Basketball Association where he helped the Rapid City (S.D.) Thrillers to a championship and also in France's top professional league for two seasons (1987-89).


In 1989, he signed his first NBA contract on the back of Billy McKinney, Minnesota's player personnel director, prior to a summer league game in San Antonio. He played three seasons in Minnesota before being acquired by the Indiana Pacers in September 1992. He returned to the Timberwolves as a free agent in 1995 where he played an instrumental role in the on-and off-court development of 18-year-old rookie Kevin Garnett, who became the first player in 20 years to be drafted directly out of high school.

Mitchell split his playing career between the Minnesota Timberwolves and Indiana Pacers. He appeared in 994 regular season games and 59 postseason contests, missing just 40 games to injury or illness throughout his career. He posted averages of 8.7 points, 3.7 rebounds and 1.1 assists. He ranks second all-time in Timberwolves history behind only Kevin Garnett in games played with 757 and second with 7,161 points, 1,773 free throws made, 2,664 field goals made, 3,030 rebounds and 449 steals.

Following his playing career, Mitchell went into coaching as an assistant under George Karl for the Milwaukee Bucks, and Charlotte Bobcats before being named the sixth head coach of the Toronto Raptors in 2005 (serving in that capacity until 2008). Mitchell was the 2006-07 NBA "Coach of the Year" after leading Toronto to its first-ever Atlantic Division title and a franchise-record tying 47 wins.

In 2010, Mitchell returned to the NBA when he joined new N.J. Nets head coach Avery Johnson's staff as an assistant coach. Mitchell's addition to the Nets staff elicited the following from ESPN The Magazine's Chris Broussard, who wrote "The addition of Mitchell could also be a benefit in free agency, as Mitchell has a strong reputation among players. Mitchell coached Chris Bosh, one of this summer's most coveted free agents, in Toronto for more than four seasons, and Bosh has credited him for much of his development."


In 2010, Mitchell was inducted in the Georgia Sports Hall of Fame (located in the city of Macon). Mitchell was born September 2, 1963. He and his wife, Anita, have four children: Morgann and Maya, and twins Rhagan and Rhana. He has been active in numerous charitable efforts through the years, particularly with the Special Olympics.





Mitchell's NBA Career High Games

Points: 37 vs. Philadelphia (2/03/91)
 Field Goals Made: 14 vs. Philadelphia (2/03/91)
 Field Goals Attempted: 24 vs. Seattle (11/12/89)
 Three Point Field Goals Made: 2, (2x)
 Three Point Field Goals Attempted: 4, (2x)
 Free throws Made: 13, (2x)
 Free throws Attempted: 15 vs. Milwaukee (2/01/98)
 Offensive Rebounds: 8 vs. Houston (12/10/96)
 Defensive Rebounds: 12 vs. Golden State (12/27/91)
 Total Rebounds: 17 vs. Golden State (12/27/91)
 Assists: 7, (2x)
 Steals: 6 vs. San Antonio (11/15/89)
 Blocks: 5 at Orlando (1/09/91)



Mitchell Career Highlights

February 15, 2000

Scored his 8,000th career point against the Denver Nuggets.

March 9, 2001

Played his 900th career game against Miami Heat.

Has appeared in 56 career NBA Playoff games, averaging 4.6 ppg and 2.3 rpg in 14.6 mpg

December 23, 1995


Recorded his 200th career blocked shot against the Dallas Mavericks.

January 1, 2001

Handed out his 1,000th career assist vs. Houston Rockets

February 3, 1991

Scored a career-high 37 points against the Philadelphia 76ers and averaged a career-best 14.6 ppg in 1990-91



RETIRED NUMBERS




Scott Emerson
(1999-04)

#4

1,753 Career

- .522 field goal percentage
- 930 career rebounds
- 95 career blocked shots
- 37% career three-point field goal shooting
- Led Mercer scoring, rebounds and blocks as a freshman
- Led Mercer in rebounding in sophomore and junior seasons

- All-A-Sun first team in 2000-01 and 2002-03
- All-A-Sun 2nd Team in 1999-2000
- Five A-Sun "Player of the Week" awards
- 2000 A-Sun All-Tournament Team
- Twice a Collegeinsider.com Pre-Season All-American
- Played five professional seasons in Europe




Tommy Mixon

#7

1,801 Career

- Scored a school-record 47 points vs. Millsaps (2/19/55)
- Hit a school-record 21 free throws vs. Millsaps (2/19/55)
- Averaged a school-record 2 5.7 points in 1954-55
- Captain of the 1955 Mercer basketball and baseball teams
- Named Mercer's Most Outstanding Male Athlete for 1955

- Drafted in the 7th round by the Ft. Wayne Pistons in 1955
- Signed with world champion Brooklyn Dodgers in 1955
- Member of the Mercer Athletic Hall of Fame
- Member of the Georgia Sports Hall of Fame
- Member of the Macon Sports Hall of Fame




Glenn Wilkes

#13

1,738 Career

- Made a school-record 470 career free throws
- Averaged 24.2 points per game in 1949-50
- Named Team Captain in 1950
- Named Mercer's Most Outstanding Male Athlete in 1948
- Drafted by the NBA Syracuse Nationals in 1950
- Stetson Head Basketball

- Coach from 1957 to 1993
- Holds Stetson all-time record wins with 552
- Member of the Mercer Athletic Hall of Fame
- Member of the Stetson Athletic Hall of Fame
- Member of the Florida Sports Hall of Fame
- Member of the Nike Athletic Hall of



Eric Chambers

#24

In Memorium


Eric Chambers, a two-time letterwinner, passed away in 1985 and his number was retired during the 1985-86 season.

The following poem was written by teammate Pete Geter in 1985:

God called you home at the twinkling of
an eye
there was no time to say goodbye.

A million times we have cried if loving you
could have saved you, you never would
have died.

Death is a heartache that no one can heal,
Memories are something that no one can
steal



Sam Mitchell

#42

1,986 Career

- Graduated as Mercer's all-time leading scorer
- Averaged 21.0 and 25.0 points per game in final two seasons
- Career scoring average of 17.0 per game
- 1985 A-Sun Player of the Year
- Member of the Mercer Athletic Hall of Fame
- 13-year NBA veteran
- 2007 NBA Coach of the Year

- Owns Mercer's single season scoring record (774 points in 1985)
- Hold Mercer records for field goals made in a season (294; 1985) and career (768; 1981-1985)
- Drafted in the third round (54th overall) of 1985 Draft by the Houston Rockets
- Inducted into Georgia Sports Hall of

MERCER RECORDS



James Florence (2006-10) hit this shot on Dec. 29, 2009 at Charlotte to become the

SCORING

Points Per Game Career

No.	Name	Avg. (GP)	Years
1.	Tommy Mixon	22.5 (105 games)	1951-55
T2.	Teko Wynder	20.5 (24 games)	1974-75
T2.	Norman Carter	20.5 (40 games)	1957-59
4.	James Florence	19.2 (119 games)	2006-10
5.	Glenn Wilkes	18.3 (95 games)	1946-50
6.	Jud Roberts	18.3 (93 games)	1965-69
7.	Reggie Elliott	18.1 (56 games)	1994-96
8.	Sam Mitchell	17.7 (112 games)	1981-85
9.	Ria'n Holland	17.3 (49 games)	2016-18

1,000-POINT CLUB: Mercer's All-Time Scoring Leaders

No.	Name	YEARS	G	PTS PER YR	POINTS	TOTAL
AVG						
1.	James Florence	2006-10	119	539-531-666-550	2,286	19.2
2.	Sam Mitchell	1982-85	112	192-461-559-774	1,986	17.7
3.	Tommy Mixon	1952-55	105	269-395-571-566	1,801	17.2
4.	Scott Emerson	2000-04	113	501-459-95-423-275	1,753	15.5
5.	Glenn Wilkes	1947-50	95	228-390-487-633	1,738	18.3
6.	Jud Roberts	1966-69	93	280-357-485-577	1,699	18.3
7.	Tony Gattis	1980-83	110	206-469-389-551	1,615	14.7
8.	Langston Hall	2010-14	138	269-434-350-526	1,579	11.4
9.	Leonard Hardin	1971-74	93	373-374-370-438	1,555	16.7
10.	Kenny Brown	1991-93	82	317-515-575	1,407	17.2
11.	Billy Smith	1971-74	94	200-413-327-420	1,360	14.5
12.	Stewart Reese	1976-79	94	88-362-427-471	1,348	14.3
13.	Woodrow Richardson	1955-58	87	170-396-381-319	1,266	14.6
14.	Aleem Muhammad	1999-03	116	156-158-498-449	1,261	10.9
15.	Richard Reid	1951-54	109	149-381-373-343	1,246	11.4
16.	Bruce Gordy	1969-72	98	345-369-220-293	1,227	12.5
17.	Pete Geter	1984-87	115	179-140-409-478	1,206	10.5
18.	Jordan Strawberry	2014-18	133	146-276-378-400	1,200	9.0
19.	Scott Bailey	1987-90	106	56-144-458-539	1,197	11.3
20.	Robert Belloir	1967-69	68	310-352-493	1,155	17.0
21.	Jakob Gollon	2008-14	154	3-10-138-398-311-293	1,153	7.5
22.	Wesley Duke	2000-05	116	9-225-270-315-322	1,141	9.8
23.	Brian Mills	2008-11	128	136-208-258-536	1,138	8.9
T24.	Ledon Green	1993-96	105	87-239-251-545	1,122	10.7
T24.	Jack Scott	1970-73	84	234-327-382-179	1,122	13.4
26.	Chris Moore	1984-87	105	49-121-454-496	1,120	10.7
27.	Kenny Daugherty	1977-80	105	178-257-338-345	1,118	10.6
28.	Shaddean Aaron	2005-08	105	41-133-460-481	1,115	11.5
29.	Stephon Jelks	2014-18	131	159-397-233-324	1,113	8.5
30.	Jerry Thruston	1975-77	76	338-356-405	1,099	14.5
31.	Bob Reeves	1962-66	82	64-248-466-319	1,097	13.4
32.	Tony Bolds	1982-84	83	267-291-527	1,085	13.1
33.	Demetre Rivers	2014-18	121	6-331-357-371	1,065	8.8
35.	Steve Moody	1964-67	92	274-179-311-300	1,064	11.6
36.	Bud Thomas	2010-14	143	139-326-275-319	1,059	7.4
37.	Will Emerson	2002-06	114	122-164-437-327	1,050	9.2
T38.	Jim Hearn	1962-64	72	249-325-460	1,034	14.4
T38.	Reggie Elliott	1994-96	56	378-656	1,034	18.5

MERCER RECORDS

Year-By-Year Leaders: Points Scored			
Year	Player	Pts	Avg
1946-47	Tom Dykes	385	15.4
1947-48	Glenn Wilkes	390	18.6
1948-49	Glenn Wilkes	487	21.2
1949-50	Glenn Wilkes	633	24.3
1950-51	Lamar Clements	528	21.1
1951-52	Richard Reid	381	13.1
1952-53	Tommy Mixon	395	14.6
1953-54	Tommy Mixon	571	21.1
1954-55	Tommy Mixon	566	25.7
1955-56	Cary Moore	468	21.3
1956-57	Robert Graham	461	19.2
1957-58	Norman Carter	368	19.4
1958-59	Norman Carter	450	21.4
1959-60	Donnie Veal	416	18.1
1960-61	Donnie Veal	395	17.2
1961-62	Joe Dulick	372	15.5
1962-63	Jim Hearn	325	13.5
1963-64	Jim Hearn	460	19.2
1964-65	Bob Reeves	466	19.4
1965-66	Bob Reeves	319	13.9
1966-67	Jud Roberts	357	17.0
1967-68	Jud Roberts	485	21.1
1968-69	Jud Roberts	577	22.2
1969-70	Bruce Gordy	369	15.4
1970-71	Leonard Hardin	373	17.0
1971-72	Billy Smith	413	15.9
1972-73	Leonard Hardin	370	17.6
1973-74	Leonard Hardin	438	18.3
1974-75	Teko Wynder	491	20.5
1975-76	Steve Hendrickson	402	16.1
1976-77	Jerry Thruston	405	16.2
1977-78	Stewart Reese	427	15.8
1978-79	Stewart Reese	471	17.4
1979-80	Benton Wade	424	15.1
1980-81	Tony Gattis	469	16.2
1981-82	Tony Gattis	389	14.4
1982-83	Tony Gattis	551	20.4
1983-84	Sam Mitchell		

FIELD GOALS

Team Single Game Records			
No.	Game	Year	
45	vs. Texas-Arlington	1978-79	
91	vs. Southern Miss	1978-79	
.700	vs. Southeastern La.	1980-81	

Individual Single Game Records			
No.	Player	Game	Year
16	Tony Gattis	vs. Arkansas State	1980-81
28	James Florence	vs. USC Upstate	2008-09

*since joining the Atlantic Sun Conference

Field Goals Made Season			
1.	Sam Mitchell	294	1984-85
2.	Earl Walker	256	1984-85
3.	Jud Roberts	248	1968-69
4.	Glenn Wilkes	241	1949-50
5.	Shaun Thompson	238	1991-92
T6.	Tony Gattis	229	1982-83
T6.	James Florence	229	2006-07
8.	Reggie Elliot	226	1995-96
9.	Tony Bolds	222	1983-84
10.	Sam Mitchell	219	1983-84

Field Goals Attempted Season			
1.	Lamar Clements	577	1950-51
2.	Sam Mitchell	570	1984-85
3.	Reggie Elliot	555	1995-96
4.	James Florence	547	2008-09
5.	Tommy Mixon	516	1954-55
6.	James Florence	507	2007-08
7.	Glenn Wilkes	505	1949-50
8.	Jud Roberts	497	1968-69
9.	Shaun Thompson	480	1991-92
10.	Teko Wynder	472	1974-75

Field Goal Percentage Season (min. 100 made)			
1.	Daniel Coursey	.620	2011-12
2.	Mel Randell	.632	1984-85
3.	Travis Johnson	.601	1981-82
4.	Benton Wade	.594	1980-81
5.	Desmond Ringer	.593	2017-18
6.	Jeff Belmer	.590	1994-95
7.	Tony Gattis	.583	1981-82
8.	Benton Wade	.580	1979-80
9.	Tony Gattis	.578	1980-81
10.	Wesley Duke	.573	1999-05

Field Goals Made Career			
1.	Sam Mitchell	768	1981-85
2.	James Florence	744	2006-10
3.	Jud Roberts	694	1965-69
4.	Glenn Wilkes	684	1946-50
5.	Leonard Hardin	683	1970-74
6.	Tony Gattis	677	1979-83
7.	Tommy Mixon	676	1951-55

Field Goals Attempted Career			
1.	James Florence	1,918	2006-10
2.	Tommy Mixon	1,596	1951-55
3.	Leonard Hardin	1,520	1970-74
4.	Sam Mitchell	1,500	1981-85
5.	Glenn Wilkes	1,470	1946-50
6.	Jud Roberts	1,423	1965-69
7.	Scott Emerson	1,271	1999-04
8.	Richard Reid	1,240	1950-54
9.	Jack Scott	1,239	1969-73
10.	Tony Gattis	1,234	1979-83

Field Goal Percentage Career (min. 350 made)			
1.	Daniel Coursey	.569	2010-14
2.	Benton Wade	.587	1979-81
3.	Tony Gattis	.549	1979-83
4.	Tony Bolds	.548	1981-84
5.	Wesley Duke	.543	1999-05
6.	Jerry Thurston	.541	1974-77
7.	Donnie Woods	.532	1990-94
T8.	Scott Bailey	.522	1986-89
T8.	Scott Emerson	.522	1999-04
10.	Sam Mitchell	.512	1981-85

Field Goals Made - Team Season			
1.	982 (36 games)	2013-14	
2.	961 (31 games)	1984-85	
3.	911 (26 games)	1971-72	
4.	899 (38 games)	2011-12	
5.	894 (24 games)	1973-74	
6.	881 (27 games)	1978-79	
7.	873 (30 games)	1980-81	
8.	878 (34 games)	2017-18	
9.	871 (26 games)	1974-75	
T10.	849 (26 games)	1968-69	



Benton Wade is the all-time FG percentage leader. He led the Bears in that category his junior and senior seasons.

MERCER RECORDS

Year-By-Year Leaders: Field Goal Pct.

Year	Player	Pct FGM-FGA
1954-55	James Hughes	.461
53-115		
1955-56	Cary Moore	.534
164-307		
1956-57	Robert Graham	.445
195-438		
1957-58	Norman Carter	.465
155-333		
1958-59	Norman Carter	.440
186-423		
1959-60	Donnie Veal	.470
175-372		
1960-61	Joe Dulick	.538
78-145		
1961-62	Ray Hardman	.506
134-265		
1962-63	Butch Clifton	.442
117-265		
1963-64	Jim Hearn	.440
194-441		
1964-65	Jack Manton	.516
114-221		
1965-66	Jack Manton	.484
103-213		
1966-67	Tom Mitchell	.479
104-217		
1967-68	Jud Roberts	.509
194-381		
1968-69	Jud Roberts	.499
248-497		
1969-70	Jim Graham	.464
111-239		
1970-71	Monnie Brabham	.554
82-148		
1971-72	Monnie Brabham	.466
62-133		
1972-73	Mike Green	.519
68-131		
1973-74	Andre Brown	.521
111-213		
1974-75	Andre Brown	.533
96-180		
1975-76	Jerry Thruston	.573
160-279		
1976-77	Jerry Thruston	.545
163-299		
1977-78	Joe Everette	.522
131-251		
1978-79	Robert Miles	.552
160-290		
1979-80	Benton Wade	.580
166-286		
1980-81	Benton Wade	.594
180-303		
1981-82	Travis Johnson	.601
119-198		
1982-83	Tony Bolds	.563
117-208		
1983-84	Tony Bolds	.565
222-393		
1984-85	Melvin Randall	.632
148-234		
1985-86	Chris Moore	.503

FIELD GOALS (continued)

Field Goals Attempted - Team

1. 2123 (26 games)	1971-72
2. 2059 (36 games)	2013-14
3. 2007 (33 games)	1999-00
4. 1968 (38 games)	2011-12
5. 1941 (24 games)	1973-74
6. 1912 (30 games)	2007-08
7. 1897 (34 games)	2015-16
8. 1894 (32 games)	2008-09
9. 1893 (26 games)	1974-75
10. 1891 (21 games)	1972-73

Field Goal Percentage - Team Season

1. .635 (741-1167)	1985-86
2. .524 (838-1598)	1983-84
3. .522 (961-1842)	1984-85
4. .504 (738-1463)	1981-82
5. .501 (873-1742)	1980-81
6. .500 (805-1610)	1982-83
7. .499 (848-1700)	1979-80
8. .496 (814-1642)	1975-76
9. .483 (735-1523)	1988-89
10. .477 (982-2059)	2013-14



Robert Belloir, who played four years for the Atlanta Braves, holds the eighth best season free throw percentage at .832 (1968-69).

FREE THROWS

Team Single Game Records

No.	Game	Year
Free Throws Made		
38	vs. Georgia State	1978-79
Free Throws Attempted		
51	vs. Alcorn State	1983-84
Free Throw Percentage		
.950	vs. Stetson	1981-82
Free Throws Made (both teams)		
64	at Valparaiso	2013-14
Free Throws Attempted (both teams)		
79	at Kennesaw State	2012-13

Individual Single Game Records

No.	Player	Game	Year
Free Throws Made			
21	Tom Mixon	vs. Millsaps	1954-55

Free Throws Made Season

1. Sam Mitchell	186	1984-85
2. Tommy Mixon	176	1954-55
3. Scott Bailey	164	1988-89
4. Scott Bailey	161	1989-90
5. James Florence	158	2006-07
6. Daniel Emerson	155	2009-10
7. Reggie Elliot	150	1995-96
T8. Glenn Wilkes	148	1949-50
T8. Tommy Mixon	148	1953-54
10. James Florence	147	2009-10

Free Throws Attempted Season

1. Sam Mitchell	248	1984-85
2. Scott Bailey	218	1988-89
3. Cary Moore	214	1955-56
4. Tommy Mixon	214	1954-55
5. Scott Bailey	213	1989-90
6. James Florence	212	2008-09
7. Daniel Emerson	210	2009-10
8. James Florence	203	2006-07
9. James Florence	197	2009-10
10. Reggie Elliot	188	1995-96

Free Throw Percentage Season (min. 50 made)

T1. Travis Smith	.898	2012-13
T1. Demetre Rivers	.898	2017-18
3. Jordan Strawberry	.876	2017-18
4. Demetre Rivers	.865	2015-16
5. Michael Ellis	.863	2008-09
6. Langston Hall	.850	2013-14
7. Langston Hall	.848	2012-13
8. Morris Thompson	.844	1981-82
9. Dartez Talbott	.840	1980-81
10. Mark Johnson	.836	1997-98

Free Throws Made Career

1. James Florence	556	2006-10
2. Glenn Wilkes	470	1946-50
3. Sam Mitchell	450	1981-85
4. Tommy Mixon	449	1951-55
5. Wesley Duke	382	1999-05
6. Scott Bailey	381	1986-89
7. Langston Hall	361	2010-14
8. Scott Emerson	349	1999-04
9. Kenny Brown	338	1990-93
10. Jud Roberts	311	1965-69

Free Throws Attempted Career

1. James Florence	768	2006-10
2. Glenn Wilkes	641	1946-50
3. Sam Mitchell	590	1981-85
4. Tommy Mixon	575	1951-55
5. Wesley Duke	550	1999-05
6. Scott Bailey	522	1986-89
7. Scott Emerson	492	1999-04
8. Kenny Brown	451	1990-93
9. Langston Hall	447	2010-14
10. Bud Roberts	435	1965-69

Free Throws Percentage Career (min. 175 made)

T.1 Demetre Rivers	.863	2014-18
T.1 Jordan Strawberry	.863	2014-18

MERCER RECORDS

FREE THROWS (continued)

3.	Jakob Gollon	.809	2008-14
4.	Langston hall	.808	2010-14
5.	Dartez Talbott	.804	1978-81
6.	Donnie Veal	.787	1957-61
7.	Tommy Mixon	.781	1951-55
8.	Kenny Daugherty	.777	1977-80
9.	Sam Mitchell	.763	1981-85
10.	Chris Moore	.761	1983-87

Free Throws Made – Team Season

1.	608 (26 games)	1949-50
2.	602 (28 games)	1953-54
3.	582 (36 games)	2013-14
4.	568 (33 games)	2009-10
5.	557 (27 games)	1952-53
6.	549 (25 games)	1950-51
7.	532 (33 games)	2010-11
8.	528 (32 games)	2008-09
9.	527 (38 games)	2011-12
10.	517 (34 games)	2017-18

Free Throws Attempted – Team Season

1.	1012 (26 games)	1949-50
2.	906 (28 games)	1953-54
3.	866 (25 games)	1950-51
4.	835 (27 games)	1952-53
5.	808 (33 games)	2009-10
6.	791 (36 games)	2013-14
7.	778 (21 games)	1947-48
8.	760 (23 games)	1948-49
9.	747 (25 games)	1946-47
10.	736 (35 games)	2014-15

Free Throw Percentage – Team Season

1.	.760 (517-680)	2017-18
2.	.753 (492-653)	2012-13
3.	.736 (582-791)	2013-14
4.	.730 (494-677)	2015-16
5.	.722 (402-557)	1951-52
6.	.719 (528-734)	2008-09
7.	.718 (527-734)	2011-12
8.	.717 (375-523)	1963-64
T9.	.715 (495-692)	1978-79
T9.	.715 (484-679)	2006-07



Dartez Talbot shot .840 from the charity stripe in Mercer's 1981 championship season.

3-POINT SHOOTING

Team Single Game Records

No.	Game	Year
3-Pt. FG Made		
16	at Northern Kentucky	2013-14
3-Pt. FG Attempted		
35	vs. Belmont	2008-09
3-Pt. FG Percentage (min 10 made)		
.667	vs. Campbell	2005-06

Individual Single Game Records

No.	Player	Game	Year
3-Pt. FG Made			
9	Bud Thomas	at Lipscomb	2013-14
3-Pt. FG Attempted			
16	James Florence	vs. Stetson	2007-08
3-Pt. FG Percentage			
.875	Jeff Smith, 7-8	vs. Stetson	2009-10

3-Point Field Goals Made Season

1.	E.J. Kusnyer	107	2009-10
2.	Reggie Titus	87	1988-89
3.	Langston Hall	86	2013-14
4.	E.J. Kusnyer	83	2008-09
5.	Justin Cecil	82	2011-12
6.	Ike Nwamu	80	2014-15
7.	James Odoms	76	2004-05
8.	Travis Smith	74	2012-13
9.	Reggie Titus	71	1987-88
10.	Langston Hall	69	2001-12

3-Point Field Goals Attempted Season

1.	E.J. Kusnyer	274	2009-10
2.	James Florence	242	2007-08
T3.	James Florence	226	2008-09
T3.	Justin Cecil	226	2011-12
5.	Langston Hall	220	2013-14
6.	Ike Nwamu	214	2014-15
7.	E.J. Kusnyer	213	2008-09
T8.	James Odoms	212	2004-05
T8.	Terry Young	212	1993-94
10.	Mark Johnson	197	1997-98

3-Point Field Goal Percentage - Season

1.	James Odoms	.488	2003-04
2.	Reggie Titus	.467	1987-88
3.	Reggie Titus	.451	1988-89
4.	Josh Sagester	.443	2000-01
5.	Kenny Brown	.438	1992-93
6.	Travis Smith	.433	2012-13
7.	Anthony White Jr.	.431	2013-14
8.	Travis Smith	.429	2011-12
9.	Ron Miller	.408	1987-88
10.	Dwayne Taylor	.398	1988-89

3-Point Field Goals Made Career

1.	Langston Hall	256	2010-14
2.	James Florence	242	2006-10
3.	E.J. Kusnyer	190	2008-10
4.	Bud Thomas	161	2010-14
5.	Reggie Titus	158	1987-89
6.	Ross Alacqua	145	2002-07

Year	Player	Pct.	FTM-FTA
1946-47	Tom Dykes	.623	
71-114			
1947-48	Glenn Wilkes	.687	
112-163			
1948-49	Glenn Wilkes	.694	
109-157			
1949-50	Glenn Cassell	.814	
57-70			
1950-51	Lamar Clements	.644	
94-146			
1951-52	Bobby Wilder	.674	
89-132			
1952-53	Tommy Mixon	.763	
87-114			
1953-54	Tommy Mixon	.785	
139-177			
1954-55	Tommy Mixon	.822	
176-214			
1955-56	Woodrow Richardson		
.689	104-151		
1956-57	Roger Bolton	.765	
91-119			
1957-58	Norman Carter	.773	
58-75			
1958-59	Bill Finch	.798	
71-89			
1959-60	Donnie Veal	.776	
66-85			
1960-61	Joe Dulick	.777	
73-94			
1961-62	Joe Dulick	.748	
98-131			
1962-63	Butch Clifton	.708	
68-96			
1963-64	Don Baxter	.753	
70-93			
1964-65	Bob Reeves	.732	
82-112			
1965-66	Steve Moody	.733	
55-75			
1966-67	Jud Roberts	.779	
81-104			
1967-68	Jud Roberts	.740	
97-131			
1968-69	Robert Belloir	.832	
99-119			
1969-70	Bruce Gordy	.798	
67-84			
1970-71	Leonard Hardin	.735	
61-83			
1971-72	Bruce Gordy	.682	
73-107			
1972-73	Billy Smith	.607	
51-84			
1973-74	Leonard Hardin	.690	
60-87			
1974-75	Teko Wynder	.713	
77-108			
1975-76	Steve Hendrickson		
.796	78-98		
1976-77	Stewart Reese	.782	
68-87			
1977-78	Kenny Daugherty	.803	
57-71			
1978-79	Kenny Daughtery	.805	
66-82			
1979-80	Dartez Talbott	.792	
99-125			
1980-81	Dartez Talbott	.840	
89-106			
1981-82	Morris Thompson		
.844	81-96		
1982-83	Sam Mitchell	.784	
105-134			
1983-84	Sam Mitchell	.781	

MERCER RECORDS

3-POINT SHOOTING (continued)

3-Point Field Goals Attempted Career		
1.	James Florence	819 2006-10
2.	Langston Hall	677 2010-14
3.	E.J. Kusnyer	487 2008-10
4.	Bud Thomas	477 2010-14
5.	Rodney Kirtz	443 1997-01
6.	Ross Alacqua	407 2002-07
7.	Aleem Muhammed	364 1998-03
8.	Mark Hall	356 2007-11
T9.	Korey McCray	345 1997-01
T9.	Reggie Titus	345 1987-89

3-Point Field Goals Percentage - Career		
1.	Reggie Titus	.458 1987-89
2.	Travis Smith	.432 2011-12
3.	Josh Sagester	.408 1999-01
4.	Ria'n Holland	.406 2016-18
5.	James Odoms	.405 2003-05
6.	Anthony White Jr.	.402 2012-14
7.	Kenny Brown	.394 1990-93
8.	E.J. Kusnyer	.390 2008-10
9.	Chris Hill	.384 1999-01
10.	Dwayne Taylor	.383 1987-89

3-Point Field Goals Made Team - Season		
1.	290 (36 games)	2013-14
2.	288 (34 games)	2017-18
3.	274 (33 games)	2009-10
4.	265 (36 games)	2012-13
5.	264 (38 games)	2011-12
6.	232 (32 games)	2008-09
T7.	227 (28 games)	2004-05
T7.	227 (30 games)	2003-04
9.	212 (33 games)	2010-11
10.	205 (33 games)	1999-00

3-Point FG's Attempted Team - Season		
1.	785 (33 games)	2009-10
2.	755 (36 games)	2013-14
3.	749 (34 games)	2017-18
4.	746 (36 games)	2012-13
5.	730 (38 games)	2011-12
6.	701 (32 games)	2008-09
7.	660 (28 games)	2004-05
8.	642 (33 games)	2010-11
9.	637 (33 games)	1999-00
10.	611 (30 games)	2003-04

3-Point FG Percentage Team - Season		
1.	.420 (142-338)	1988-89
2.	.401 (155-387)	1987-88
3.	.385 (288-749)	2017-18
4.	.384 (290-755)	2013-14
5.	.379 (195-515)	2002-03
6.	.372 (227-611)	2003-04
7.	.365 (76-208)	1991-92
8.	.364 (120-330)	1992-93
9.	.362 (264-730)	2011-12
10.	.349 (274-785)	2009-10



EJ Kusnyer drilled 107 3-pointers in 2009-10, establishing a program single-season record.



Daniel Emerson pulled down 385 rebounds in 2009-10, marking the highest single-season rebound total in Mercer history

REBOUNDS

Team Single Game Records		
No.	Game	Year
Most Rebounds	86	vs. Florida Tech 1972-73

Individual (Since Joining the A-Sun)			
No.	Player	Game	Year
Most Rebounds	28	Lamar Clements	vs. Florida State 1950-51

Rebounds Season			
1.	Daniel Emerson	385	2009-10
2.	Scott Farley	349	1994-95
3.	Daniel Emerson	343	2008-09
4.	Steve Moody	317	1965-66
5.	Jim Hearn	291	1962-63
6.	Woodrow Richardson	284	1955-56
7.	Steve Moody	283	1963-64
8.	Scott Emerson	275	1999-00
9.	Benton Wade	264	1980-81
10.	Woodrow Richardson	264	1956-57

Rebounds Per Game Season			
1.	Steve Moody	13.8	(23 games) 1965-66
2.	Woodrow Richardson	12.9	(22 games) 1955-56
3.	Jim Hearn	12.1	(24 games) 1962-63
T4.	Daniel Emerson	12.0	(32 games) 2009-10
T4.	Scott Farley	12.0	(29 games) 1995-96
6.	Steve Moody	11.8	(24 games) 1963-64
T7.	Billy Smith	11.5	(26 games) 1971-72
T7.	Woodrow Richardson	11.5	(23 games) 1956-57
T9.	Bill Naylor	11.0	(23 games) 1965-66
T9.	Billy Smith	11.0	(21 games) 1972-73

Team Rebounds Season		
1.	1431	1971-72
2.	1357	1999-00
3.	1336	2013-14
4.	1313	2011-12
5.	1307	1995-96
6.	1301	1994-95
7.	1258	2008-09
8.	1255	1978-79
9.	1234	1993-94
10.	1231	1968-69

Rebounds Career		
1.	Steve Moody	1058 1963-67
2.	Scott Emerson	930 1999-04
3.	Stephon Jelks	844 2014-18
4.	Scott Farley	765 1991-95
5.	Tony Gattis	732 1979-83
6.	Daniel Emerson	728 2008-10
7.	Jim Hearn	704 1961-64
8.	Donald Baxter	703 1961-65
9.	Sam Mitchell	703 1981-85

MERCER RECORDS

Year-By-Year Leaders: Rebounds

Year	Player	Reb.	Avg
1954-55	Bob Green	130	6.2
1955-56	Woodrow Richardson	284	12.9
1956-57	Woodrow Richardson	264	11.5
1957-58	Norman Carter	194	10.2
1958-59	Norman Carter	192	9.1
1959-60	Douglas Harris	172	7.5
1960-61	Frank Edwards	198	8.6
1961-62	Jim Hearn	193	8.0
1962-63	Jim Hearn	291	12.1
1963-64	Steve Moody	283	11.8
1964-65	Don Baxter	244	10.6
1965-66	Steve Moody	317	13.8
1966-67	Steve Moody	221	10.5
1967-68	Bill Naylor	218	9.5
1968-69	Marvin Bailey	229	8.8
1969-70	Monnie Brabham	169	7.0
1970-71	Leonard Hardin	186	8.5
1971-72	Billy Smith	300	11.5
1972-73	Billy Smith	231	11.0
1973-74	Billy Smith	263	11.0
1974-75	Jerry Thruston	244	9.4
1975-76	Leroy Turner	185	7.4
1976-77	Jerry Thruston	182	7.3
1977-78	Stanley Black	194	7.2
1978-79	Robert Miles	227	8.4
1979-80	Benton Wade	244	8.7
1980-81	Benton Wade	264	8.8
1981-82	Travis Johnson	169	6.3
1982-83	Darryl Burton	217	7.8
1983-84	Tony Bolds	204	7.3
1984-85	Sam Mitchell	255	8.2
1985-86	Chris Moore	250	

BLOCKS

Team Single Game Records

No.	Game	Year
12	vs. Florida Gulf Coast	2008-09

Individual

No.	Player	Game	Year
9	Calvin Henry	vs. Florida Gulf Coast	2008-09

Blocked Shots - Season

1.	Daniel Coursey	88	2011-12
2.	Daniel Coursey	74	2013-14
3.	Scott Farley	72	1995-96
4.	Wesley Duke	65	2002-03
5.	Scott Farley	59	1994-95
T6.	Calvin Henry	58	2007-08
T6.	Calvin Henry	58	2008-09
8.	Justin Howard	49	2001-02
9.	Chris Moore	44	1986-87
10.	Wesley Duke	41	2003-04

Blocked Shot Average Season

(min. 20 games)			
1.	Calvin Henry	2.6	(22 games) 2008-09
2.	Scott Farley	2.5	(29 games) 1995-96
3.	Daniel Coursey	2.3	(38 games) 2011-12
4.	Wesley Duke	2.2	(29 games) 2002-03
5.	Daniel Coursey	2.1	(36 games) 2013-14
6.	Scott Farley	2.0	(29 games) 1994-95
7.	Calvin Henry	1.9	(30 games) 2007-08
8.	Justin Howard	1.7	(29 games) 2001-02
9.	Chris Moore	1.6	(28 games) 1986-87
T10.	Wesley Duke	1.4	(30 games) 2003-04
T10.	Wesley Duke	1.4	(28 games) 2004-05

Blocked Shots - Team Season

1.	180	2011-12
2.	165	2007-08
3.	160	1994-95
4.	147	2013-14
5.	145	2012-13
6.	138	2006-07
T7.	127	1995-96
T7.	127	2002-03
9.	118	1992-93
10.	114	2000-01



At 6-foot-11, Daniel Coursey anchored the Mercer defense throughout his four year career. Coursey holds Mercer's single-season (88) and career block records (207)

Blocked Shots Average - Team Season

1.	5.8	(32 games) 2008-09
T2.	5.5	(30 games) 2007-08
T2.	5.5	(29 games) 1994-95
4.	4.7	(38 games) 2011-12
5.	4.6	(30 games) 2006-07
T6.	4.4	(29 games) 2002-03
T6.	4.4	(29 games) 1995-96
T6.	4.4	(27 games) 1992-93
T9.	4.1	(28 games) 2000-01
T9.	4.1	(36 games) 2013-14

Blocked Shots Career

1.	Daniel Coursey	207	2010-14
2.	Wesley Duke	173	1999-05
3.	Scott Farley	162	1991-93, 94-96
4.	Calvin Henry	154	2006-09
5.	Justin Howard	101	1999-03
6.	Scott Emerson	95	1999-04
7.	Donny Woods	93	1990-94
8.	Brian Mills	83	2007-10
9.	Chris Moore	79	1983-87
10.	Sam Dolan	70	2004-08

Blocked Shot Average Career (min. 50 games)

MERCER RECORDS

Year-By-Year Leaders: Blocked Shots			
Year	Player	Blks.	Block Avg.
1985-86	Chris Moore	35	1.3
1986-87	Chris Moore	44	1.6
1987-88	Eric Jackson	10	0.4
1988-89	Eric Jackson	17	0.6
1989-90	Brian Dranzik	16	0.6
1990-91	Kenny Brown	19	0.7
1991-92	Donny Woods	20	0.7
1992-93	Scott Farley	28	1.0
1993-94	Donny Woods	38	1.3
1994-95	Scott Farley	59	2.0
1995-96	Scott Farley	72	2.5
1996-97	Mark Adamson	19	0.8
1997-98	Mark Adamson	23	0.9
1998-99	Mark Adamson	30	1.2
1999-00	Scott Emerson	38	1.2
2000-01	Wesley Duke	26	0.9
2001-02	Justin Howard	49	1.7



Langston Hall holds Mercer's career record for 3-pointers, knocking down 256 from 2010-14. Hall also holds Mercer's career records for assists (633)

ASSISTS

Team Single Game Records

No.	Game	Year
28	at Valparaiso	2013-14

Individual

No.	Player	Game	Year
14	Damitrius Coleman	vs. Jacksonville	2004-05

Assists Season

1.	Damitrius Coleman	224	2004-05
2.	Langston Hall	201	2013-14
3.	Elston Harris	197	1984-85
4.	Everett Callaway	196	1986-87
5.	Jordan Strawberry	166	2017-18
6.	Phillip Leonard	162	2015-16
7.	Langston Hall	160	2011-12
8.	Phillip Leonard	158	2014-15
9.	Clarence Baker	157	2002-03
10.	Elston Harris	156	1985-86

Assists Per Game Season

1.	Damitrius Coleman	8.0 (28 games)	2004-05
2.	Everett Callaway	7.3 (27 games)	1986-87
3.	Elston Harris	6.4 (31 games)	1984-85
4.	Langston Hall	5.6 (36 games)	2013-14
T5.	Clarence Baker	5.4 (29 games)	2002-03
T5.	Elston Harris	5.4 (29 games)	1985-86
7.	Keith Czapla	5.1 (30 games)	1984-85
8.	Langston Hall	5.0 (31 games)	2012-13
9.	Jordan Strawberry	4.9 (34 games)	2017-18
10.	Phillip Leonard	4.8 (34 games)	2015-17

Assists – Team Season

1.	635	1984-85
2.	585	2013-14
3.	519	2011-12
4.	516	2012-13
5.	509	2015-16
6.	494	1986-87
7.	492	2002-03
8.	490	2017-18
9.	484	1983-84
10.	481	1991-92

Assists Average – Team Season

1.	20.5 (31 games)	1984-85
2.	17.6 (28 games)	1986-87
3.	17.3 (28 games)	1983-84
T4.	17.0 (28 games)	2004-05
T4.	17.0 (29 games)	2002-03
6.	16.6 (29 games)	1991-92
T7.	16.3 (29 games)	1985-86
T7.	16.3 (36 games)	2013-14
9.	15.4 (27 games)	1992-93
T10.	15.0 (33 games)	2009-10
T10.	15.0 (28 games)	1988-89
T10.	15.0 (34 games)	2015-16

Assists - Career

1.	Langston Hall	633	2010-14
2.	Elston Harris	541	1982-86
3.	Jordan Strawberry	494	2014-18
4.	James Florence	436	2006-10
5.	Korey McCray	344	1997-01
6.	Phillip Leonard	337	2013-16
7.	Everett Callaway	266	1985-87

Year-By-Year Leaders: Assists

Year	Player	Assists	A/G
1954-55	John Hughes	38	1.7
1955-56	Cary Moore	40	1.8
1956-57	Melvin Kinslow	44	1.8
1965-66	Jack Manton	49	2.1
1983-84	Elston Harris	117	4.2
1984-85	Elston Harris	197	6.4
1985-86	Elston Harris	156	5.4
1986-87	Everett Callaway	196	7.3
1987-88	Chris Phillips	80	2.8
1988-89	Chris Phillips	104	3.7
1989-90	Flo Davis	97	3.6
1990-91	Mike Smith	88	3.3
1991-92	Kenny Brown	92	3.2
1992-93	Kenny Brown	t74	2.8
1992-93	Shaun Thompson	t74	2.7
1993-94	Will Tuttle	77	2.7
1994-95	Reggie Elliott	69	2.6
1995-96	Reggie Elliott	126	4.3
1996-97	Bruce Simms	80	3.1
1997-98	Korey McCray		

MERCER RECORDS

STEALS

Team Single Game Records

No.	Game	Year
20	vs. Savannah State	2004-05

Most Steals

20 vs. Savannah State
2004-05

Individual

No.	Player	Game	Year
7	James Florence	vs. Campbell	2008-09
7	Damitrius Coleman	vs. Savannah	2004-05
7	Jakob Gollon	at Jacksonville	2011-12

Most Steals

7 James Florence vs. Campbell
2008-09

7 Damitrius Coleman vs. Savannah
2004-05

7 Jakob Gollon at Jacksonville
2011-12

7 Jakob Gollon at Jacksonville
2011-12

7 Jakob Gollon at Jacksonville
2011-12

7 Jakob Gollon at Jacksonville
2011-12

Steals - Season

1. Damitrius Coleman 80
2004-05

2. James Florence 72
2008-09

3. Elston Harris 68
1985-86

4. Reggie Elliott 62
1994-95

5. Jakob Gollon 60
2011-12

T6. Kenny Brown 57
1991-92

T6. Reggie Elliott 57
1995-96

T8. Eric Jackson 56
1988-89

T8. Kenny Brown 56
1992-93

10. James Florence 54
2009-10

10. James Florence 54
2009-10

Steals Average - Season

(min. 20 games played)

1. Damitrius Coleman 2.8 (28
games)
2004-05

T2. Elston Harris 2.3 (29 games)
1985-86

T2. Reggie Elliott 2.3 (27 games)
1994-95

T4. Kenny Brown 2.2 (26 games)
1992-93

T4. James Florence 2.2 (32 games)
2008-09

T6. Eric Jackson 2.0 (28 games)
1988-89

T6. Reggie Elliott 2.0 (29 games)
1995-96

T6. Kenny Brown 2.0 (29 games)
1991-92

9. James Florence 1.8 (28 games)
2007-08

10. James Florence 1.7 (31 games)
2009-10

10. James Florence 1.7 (31 games)
2009-10

10. James Florence 1.7 (31 games)
2009-10

10. James Florence 1.7 (31 games)
2009-10

10. James Florence 1.7 (31 games)
2009-10

10. James Florence 1.7 (31 games)
2009-10

10. James Florence 1.7 (31 games)
2009-10

10. James Florence 1.7 (31 games)
2009-10

10. James Florence 1.7 (31 games)
2009-10

10. James Florence 1.7 (31 games)
2009-10

10. James Florence 1.7 (31 games)
2009-10

10. James Florence 1.7 (31 games)
2009-10

10. James Florence 1.7 (31 games)
2009-10

10. James Florence 1.7 (31 games)
2009-10

10. James Florence 1.7 (31 games)
2009-10

10. James Florence 1.7 (31 games)
2009-10

10. James Florence 1.7 (31 games)
2009-10

10. James Florence 1.7 (31 games)
2009-10

10. James Florence 1.7 (31 games)
2009-10

7.	224	2014-15
8.	223	1992-93
9.	214	1991-92
10.	211	2013-14

Steals Average - Team Season

1.	9.5 (28 games)	2004-05
2.	8.3 (27 games)	1992-93
3.	8.0 (29 games)	1985-86
4.	7.7 (33 games)	1999-00
T5.	7.4 (33 games)	2010-11
T5.	7.4 (26 games)	1998-99
T5.	7.4 (29 games)	1991-92
8.	7.0 (26 games)	1997-98
9.	6.8 (38 games)	2011-12

Steals - Career


1.	Langston Hall	177	2010-2006-10
2.	James Florence	168	2006-10
3.	Jakob Gollon	159	2008-2006-10
4.	Kenny Brown	147	1990-93
5.	Bud Thomas	135	2010-2006-10

Year-By-Year Leaders: Steals

Year	Player	Pts	Avg
1985-86	Elston Harris	68	2.3
1986-87	Everett Callaway	28	1.0
1987-88	Reggie Titus	32	1.1
1988-89	Eric Jackson	56	2.0
1989-90	Flo Davis	42	1.6
1990-91	Mike Smith	37	1.4
1991-92	Kenny Brown	57	2.0
1992-93	Kenny Brown	56	2.2
1993-94	Will Tuttle	41	1.4
1994-95	Reggie Elliott	62	2.3
1995-96	Reggie Elliott	57	2.0
1996-97	Bruce Simms	49	1.9
1997-98	Mark Johnson	37	1.4
1998-99	Earnest Brown	29	1.2
1999-00	Rodney Kirtz	46	1.4
2000-01	Rodney Kirtz	44	1.6
2001-02	Aleem Muhammad	37	1.3

Steals - Team Season

1.	265	2004-05
2.	259	2011-12
3.	254	1999-00
4.	243	2010-11
5.	239	2012-13
6.	233	1985-86



In 1977, Mercer hosted the University of Florida at the Macon Coliseum.



1975 promotional picture with the Shriner's bear

MERCER RECORDS SINCE JOINING ATLANTIC SUN CONFERENCE (1978-79)



Mercer's James Florence is the only player in A-Sun Conference history to score 500 points in each of his four seasons in the

TEAM GAME RECORDS

Category	No.	Opponent	Year
Most points scored	117	Valparaiso	2013-14
Most points in one half	70	Hardin-Simmons	1986-87
Most points combined	225	Valparaiso	2013-14
Most points by opponent	126	Duke	1997-98
Most field goals made	45	Texas-Arlington	1978-79
Most field goals attempted	91	Southern Mississippi	1978-79
Highest field goal percentage	.700	Southeastern Louisiana	1980-81
Most free throws made	38	Georgia State	1978-79
Most free throws attempted	51	Alcorn State	1983-84
Most free throws made (both teams)	64	at Valparaiso	2013-14
Most free throws attempted (both teams)	79	at Kennesaw State	2012-13
Best free throw percentage	.950	Stetson	1981-82

TEAM GAME RECORDS

Category	Mark	Year
Best record	27-9	2013-14
Most wins	27	2011-12
Most losses	25	1990-91
Most consecutive wins	12	2002-03
Most consecutive losses	17	1996-97
Most consecutive home wins	15	2012-13
	15	2011-12
Most points	2,836	2013-14
Highest point average	83.6	1978-79

INDIVIDUAL SEASON

INDIVIDUAL CAREER

Category	No.	Player	Season	No.	Player	Season
Most points	774	Sam Mitchell	1984-85	2,286	James Florence	
Most FG made	294	Sam Mitchell	1984-85	768	Sam Mitchell	
Most FG attempted	570	Sam Mitchell	1984-85	1,918	James Florence	2006-10
Scoring average	25.0	Sam Mitchell	1984-85	19.2	James Florence	2006-10
Highest FG pct.	.620	Daniel Coursey				2011-12
Desmond Ringer			2015-18			.594
Most FT made	186	Sam Mitchell	1984-85	556	James Florence	
Most FT attempted	248	Sam Mitchell	1984-85	768	James Florence	2006-10
Highest FT pct.	.898	Demetre Rivers				2017-18
						.871

HAWKINS ARENA RECORDS

Individual Overall Records

Most points 39, James Florence vs. Jacksonville, 2/16/07
 Field goals made 15, Fuquan Edwin, Seton Hall, 11/16/13
 Field goals attempted 26, James Florence vs. Stetson, 2/16/08
 Field goal percentage (8 made) .909, Desmond Ringer vs Wofford, 1/16/16, (10-of-11)
 3-point field goals made 8, Spencer Collins, Wofford, 1/16/16
 8, Langston Hall vs. Northern Kentucky, 2/16/14
 8, EJ Kusnyer vs. Piedmont, 12/10/09
 8, Jordan Burgason, Lipscomb, 12/3/09
 8, James Odoms vs. Fla. Atlantic, 1/03/05
 8, Jacob Hazouri, Troy, 1/31/05
 3-point field goals attempted 16, James Florence vs. Stetson, 2/16/08
 3-point FG percentage (6 made) .875, Jeff Smith vs. Stetson, 1/30/10
 Free throws made 15, Mark Hall vs. Loyola Marymount, 11/24/07
 Free throws attempted 18, Wesley Duke vs. Fla. Atlantic, 1/03/05
 Free throw percentage (8 made) 1.000, Langston Hall vs. ETSU, 1/6/14 (10-10)
 1.000, Langston Hall vs. North Florida, 2/27/14 (8-8)
 1.000, Travis Smith, vs. USC Upstate, 1/19/13 (8-8)
 1.000, Justin Hare, Belmont, 2/03/07, (10-10)
 1.000, James Florence vs. UNF, 2/9/09, (10-10)
 1.000, Daniel Coursey vs. Tennessee St., 3/13/12, (8-8)
 Most rebounds 19, Daniel Emerson vs. Piedmont College, 11/14/08
 Most assists 14, Damitrius Coleman vs. Jacksonville, 2/27/05
 Most steals 7, Damitrius Coleman vs. Savannah State, 2/08/05
 7, Jarett Mathis, Albany State, 11/20/04
 7, Andre Morgan, Kennesaw St., 12/02/06
 Most blocked shots 9, Calvin Henry vs. FGCU, 1/16/09

Mercer Individual Records

Most points 39, James Florence vs. Jacksonville, 2/16/07
 Field goals made 13, James Florence vs. Stetson, 1/18/09
 13, James Florence vs. Lipscomb 2/20/09
 Field goals attempted 26, James Florence vs. Stetson, 2/16/08
 Field goal percentage (8 made) .909, Desmond Ringer vs Wofford, 1/16/16, (10-of-11)
 3-point field goals made 8, Langston Hall vs. Northern Kentucky, 2/16/14
 8, EJ Kusnyer vs. Piedmont, 12/10/09
 3-point field goals attempted 16, James Florence vs. Stetson, 2/16/08
 3-point FG percentage (6 made) .875, Jeff Smith vs. Stetson, 1/30/10
 Free throws made 15, Mark Hall vs. Loyola Marymount, 11/24/07
 Free throws attempted 18, Wesley Duke vs. Fla. Atlantic, 1/03/05
 Free throw percentage (8 made) 1.000, Jordan Strawberry vs. UNCG, 2/17/18 (11-11)
 Most rebounds 19, Daniel Emerson vs. Piedmont College, 11/14/08
 Most assists 14, Damitrius Coleman vs. Jacksonville, 2/27/05
 Most steals 7, Damitrius Coleman vs. Savannah State, 2/08/05
 Most blocked shots 9, Calvin Henry vs. FGCU, 1/16/09

Team Records

Most points Mercer, 110, vs. Toccoa Falls, 11/12/17
 Margin of victory Mercer, 55, vs. Fisk, 11/18/09
 Field goals made 42, Florida Atlantic, 1/03/05

Field goals attempted 88, Ga. Southern, 11/29/04
 Field goal percentage (20 made) .639, Jacksonville, 1/23/12
 3-point field goals made 22, Troy, 1/31/05
 3-point field goals attempted 46, Troy, 1/31/05
 3-point FG percentage (10 made) Mercer, .667, vs. Campbell, 2/25/06 (10-15)
 Free throws made Mercer, 35, vs. Loyola Marymount, 11/24/07
 Free throws attempted Mercer, 46, vs. Loyola Marymount, 11/24/07
 Mercer, 46, vs. Campbell, 2/02/09
 Free throw percentage (10 made) .917, Kennesaw State, 1/19/06 (11-12)
 .917, Savannah State, 1/24/07 (11-12)
 Most rebounds Mercer, 60, vs. The Citadel, 2/06/16
 Most assists 26, Alabama, 11/13/07
 Most steals Mercer, 20, vs. Savannah State; 2/08/05
 Most blocked shots 13, FSU, 11/21/09

Top Mercer Scoring Performances

39 James Florence	11/19/15
2/16/07	16 Daniel Emerson
34 James Florence	1/27/10
2/20/09	16 Calvin Henry
34 Jacob Skogen	1/10/08
11/29/04	16 Daniel Emerson
33 James Florence	11/18/09
2/16/08	15 Daniel Emerson
33 James Florence	1/16/09
1/15/07	15 Daniel Emerson
32 James Florence	1/29/09
12/3/09	15 Sam Dolan
32 James Florence	11/18/06
1/18/09	15 Daniel Emerson
32 Jordan Strawberry	15 Daniel Emerson
2/27/17	2/8/10
32 Ria'n Holland	
2/18/17	
30 Mark Hall	
11/24/07	
30 Jacob Skogen	
1/31/05	
30 James Odoms	
1/03/05	

Top Mercer Rebounding Games

19 Daniel Emerson	
11/14/08	
18 Daniel Emerson	
2/18/10	
16 Stephon Jelks	

Top Hawkins Arena Attendance Marks

1. 4,772 vs. The Citadel	2/6/16
2. 4,502 vs. Wofford	1/16/16
3. 4,032 vs. UNCG	1/30/16
4. 4,027 vs. The Citadel	1/10/15
5. 3,874 vs. ETSU	2/20/16
6. 3,870 vs. Wofford	2/16/15
7. 3,817 vs. East Tennessee State	2/28/15
8. 3,721 vs. Chattanooga	2/8/16
9. 3,715 vs. Samford	1/2/16
10. 3,672 vs. Samford	1/17/15

OPPONENT SERIES RECORDS

Abraham Baldwin	1-0	Columbia	1-0	Hardin-Simmons	11-13
Akron	0-1	Cornell	0-1	Hampden-Sydney	0-2
Alabama	3-7	Covenant	2-0	Hawaii	0-2
Alabama A&M	1-0	Culver-Stockton	1-0	Hawaii-Hilo	1-0
Alabama State	2-1	Dartmouth	0-1	Hiwassee	2-0
Albany State	1-0	Davidson	0-3	Hofstra	1-0
Alcorn State	3-0	Dayton	0-1	Holy Cross	0-1
Allen	1-0	Delaware	2-0	Houston	0-1
Appalachian State	4-0	Delta State	1-0	Houston Baptist	9-11
Arizona State	0-1	Denver	1-1	Howard	0-2
Arkansas	1-5	Drake	0-1	Huntingdon	0-2
Arkansas State	4-2	Drexel	1-0	Idaho State	0-1
Arkansas-Little Rock	7-18	Duke	1-2	Illinois	0-3
Armstrong State	1-0	East Carolina	3-2	Illinois-Chicago	1-2
Auburn	16-10	East Tennessee St.	11-26	Indiana	0-1
Augusta College	13-5	Elon	2-0	Indiana State	2-1
Ball State	0-2	Emory	2-0	Indiana State-Evansville	1-0
Baylor	2-1	Erskine	0-1	Iowa	0-1
Belmont	5-20	Evansville	2-3	Iowa State	0-4
Belmont Abbey	2-3	Fairfield University	1-0	Jacksonville	24-30
Bethune-Cookman	6-0	Fisk	1-0	Jackson State	1-0
Birmingham-Southern	7-7	Flagler	1-0	Jacksonville State	10-9
Boston College	0-1	Florida	7-8	Johnson & Wales (NC)	1-0
Brewton Parker	3-1	Florida Atlantic	10-12	Kansas State	0-1
Brigham Young	0-1	Florida A&M	2-1	Kennesaw State	19-6
Bryant	1-0	Florida Gulf Coast	13-6	Kentucky	1-2
Bucknell	2-0	Florida International	8-7	LaGrange	16-8
Butler	2-1	Florida Presbyterian	5-1	La Salle	0-2
Campbell	15-13	Florida Southern	29-15	Lambuth	1-0
Canisius	0-1	Florida State	9-16	Lander	1-0
Carson-Newman	1-4	Florida Tech	4-0	Liberty	1-0
Catawba	0-2	Ft. Valley State	11-1	Life	1-0
Central Connecticut	1-0	Fredonia State (N.Y.)	3-0	Lipscomb	14-12
Central Florida	13-17	Furman	9-23	Long Beach State	0-1
Central Wesleyan	1-0	Gardner-Webb	4-7	Long Island	3-0
Centre	5-0	Georgetown	0-1	Louisiana	1-1
Centenary	19-21	Georgetown (Ky.)	2-1	Louisiana Central	1-0
Charleston Southern	8-1	Georgia	23-56	UL-Lafayette	4-6
Chattanooga	41-44	Georgia College	5-0	UL-Monroe	2-8
Chicago State	1-0	Georgia Military	1-0	Louisiana Tech	5-5
Christian Brothers	0-1	George Mason	1-2	Louisville	0-1
Citadel	21-8	Georgia Southern	43-69	Loyola of Chicago	1-0
CIU	2-0	Georgia Southwestern	4-1	Loyola Marymount	1-1
Clemson	4-6	Georgia State	48-39	Loyola of New Orleans	1-0
Coastal Carolina	2-1	Georgia Tech	17-28	Louisiana State	0-2
College of Charleston	9-8	Grand Canyon	1-0	Maine	0-1
Colorado	0-3	Hamlin	0-1	Manhattan	1-0
Colorado State	0-1	Harvard	0-5	Marshall	0-1

OPPONENT SERIES RECORDS

Marquette	2-0	Oregon	0-1	Tennessee State	1-0
Maryland	0-1	Oregon State	0-1	Tennessee Tech	5-5
Maryland Eastern Shore	1-0	Pacific	0-1	Texas	0-2
Memphis	0-3	Pembroke	2-0	Texas A&M	0-2
Miami	1-2	Pennsylvania	0-1	UT-Arlington	1-0
Michigan State	1-0	Pfeiffer	1-0	UT-El Paso	0-1
Middle Georgia	2-0	Piedmont	9-1	UT Martin	1-0
Middle Tennessee	4-7	Presbyterian	25-16	UT-Pan American	3-1
Milligan	2-0	Providence	0-1	Texas Southern	1-0
Millsaps	10-5	Radford	1-0	Texas State	0-1
Minnesota	0-3	Reinhardt	2-0	Texas Wesleyan	1-0
Mississippi	1-6	Rhode Island	0-1	Toccoa Falls	2-0
Mississippi College	8-12	Rice	1-0	Troy	9-11
Mississippi State	1-5	Rider	1-1	Tulane	3-4
Mississippi Valley State	0-1	Roanoke	0-1	Tulsa	0-1
Missouri	0-4	Rollins	29-12	UCF	0-1
Missouri Western	2-0	St. Andrews	2-0	UCLA	0-1
Morehead State	2-2	St. Bernard	2-0	UC Santa Barbara	0-1
Morris Brown	2-0	St. Bonaventure	0-1	U.S. International	1-0
Murray State	1-1	St. John's	0-1	Union	1-0
Navy	2-0	St. Leo	3-0	Utah State	1-1
New Haven	0-1	St. Louis	0-2	Valdosta State	2-1
New Mexico	0-3	St. Michael's	0-1	Valparaiso	1-0
New Orleans	1-1	Samford	74-46	Vanderbilt	5-9
Newberry	7-5	Sam Houston State	1-0	Virginia Commonwealth	1-4
Niagra	1-0	Savannah State	8-1	Virginia Tech	0-1
North Carolina	0-7	Seton Hall	1-2	VMI	15-4
UNC Asheville	4-4	Sewanee	7-4	Wabash	1-1
UNC Charlotte	0-2	Shorter	3-2	Wake Forest	0-2
UNC Greensboro	10-11	South Alabama	1-3	Weber State	0-1
UNC Wilmington	4-4	South Carolina	3-3	West Florida	4-0
North Carolina A&T	1-0	USC-Aiken	2-0	West Georgia	3-1
North Carolina State	3-2	South Carolina St.	3-0	Western Carolina	12-13
North Carolina Wesleyan	1-0	South Dakota State	0-1	Western Illinois	1-0
North Florida	13-5	USC Upstate	12-1	Western Kentucky	0-1
North Georgia	21-1	South Florida	2-3	Western Michigan	1-0
Northern Kentucky	3-1	Southeast Louisiana	8-14	Wheaton	0-1
Northwestern	0-2	Southern California	1-0	Wichita State	0-1
Northwestern State	4-4	Southern Illinois	1-2	William & Mary	0-1
North Texas	0-1	Southern Miss	4-8	Winthrop	1-2
Notre Dame	0-2	Southern Tech	6-0	Wisconsin	0-1
Oglethorpe	33-13	Southern Wesleyan	1-0	UAB	0-1
Ohio	1-2	Spring Hill	3-3	UW-LaCrosse	1-0
Ohio State	0-2	Stanford	1-0	UW-Milwaukee	1-1
Oklahoma	0-1	Stetson	56-69	Wofford	25-31
Oklahoma City	1-0	Stony Brook	1-0	Xavier	0-1
Oklahoma State	0-2	Tampa	11-13	Yale	1-0
Old Dominion	1-0	Tennessee	3-4		

YEAR-BY-YEAR RESULTS

1906-07	Jan. 31 Auburn	L	22-25	Albany YMCA	W	30-18
* No Records available for this season	Columbus	L	27-64	Jacksonville YMCA	W	
1907-08	Georgia Tech	L	20-30	53-27	Waycross YMCA	W 38-18
* No Records available for this season	Georgia Tech	L	22-31	Savannah YMCA	W	56-26
1908-09 (1-6)	Atlanta A.C.	L	14-41	Jan. 7 Georgia Tech	W	28-26
Head Coach: C.C. McClure	Feb. 21 Auburn	W	65-13	Jan. 13 Auburn	W	31-7
* No Records available for this season	* - Records for this season are incomplete			Clemson	W	32-9
1909-10 (3-5)	1914-15 (4-9)			Georgia Tech	L	35-44
Head Coach: Homes Maxon	Head Coach: J.J. Scully			Chattanooga	L	18-21
* No Records available for this season	Grant Athletic Club	W		Bryson	W	28-11
1910-11 (8-5)	23-19			Vanderbilt	L	17-18
Head Coach: C.C. "Doc" Stroud	Georgia	L	19-36	Georgia	W	27-18
Atl. Athletic Club	Georgia	W	26-25	Florida	W	27-26
Fifth Regiment	Dawson	W	28-10	Feb. 2 Auburn	W	28-26
Savannah	Atlanta Athletic Club	L		Camp Benning	L	12-37
Jacksonville	22-57			Chattanooga	W	31-26
Thomasville	Columbus	L	20-49	Georgia	L	24-31
Dawson	Auburn	W	36-14	Centre !	W	32-17
Columbus	Columbus	L	30-61	Feb. 25 Kentucky !	W	35-22
L	Auburn	W	32-21	Chattanooga !	W	25-18
Georgia	* - Records for this season are incomplete			Feb. 26 Georgia Tech !	W	29-14
Central Kentucky	1915-16			North Carolina !	L	26-40
L	* No Records available for this season			! SIAA-SIC Tournament		
Augusta	1916-17 (3-3)			* - Records for this season are incomplete		
W	Head Coach: J.C. Clements			1922-23 (16-10)		
Georgia	Oglethorpe	W	46-3	Head Coach: John Cody		
W	Columbia College	W	64-13	Macon YMCA	W	31-28
Vanderbilt	Grant Athletic Club	W		Macon YMCA	W	35-17
L	40-9			Albany	L	26-27
Macon Amateurs	Georgia	L	19-51	Albany	L	25-30
W	Georgia	L	14-66	Baylor	W	40-39
* - Records for this season are incomplete	Augusta YMCA	L	26-30	Wabash	L	23-46
1911-12 (14-4)	* - Records for this season are incomplete			Wabash	W	25-23
Head Coach: C.C. "Doc" Stroud	1917-18 (4-4)			Georgia Tech	H W	30-20
Grant Park Athletic Club	Head Coach: Charles Morgan			Georgia Tech	A L	32-33
H	Infantry	W	59-15	Alabama	L	23-28
W	Macon YMCA	W	42-28	A.A.C.	L	33-34
45-11	A.A.C.	L	18-47	Camp Benning	W	37-19
Atl. Athletic Club A	Georgia	L	15-24	Clemson	W	17-12
W	G.M.C.	W	38-16	North Carolina	L	22-33
Americus YMCA A	Augusta YMCA	L	24-32	Takola A.C.	W	27-22
W	South Carolina	W	43-33	Crescent A.C.	L	24-29
Dawson A	Georgia	L	9-74	Pennsylvania	L	19-33
W	* - Records for this season are incomplete			Vanderbilt	W	32-29
Jacksonville YMCA A	1918-19			Vanderbilt	L	35-37
W	* - No Records available for this season			Georgia	W	31-11
24-18	1919-20 (4-5)			Georgia	L	28-29
Orlando	Head Coach: J.C. Clements			A.A.C.	W	27-19
A	Florida	W	30-20	Feb. 27 Auburn	W	45-16
W	Georgia Tech	L	26-30	Newberry	W	34-22
Orlando	A.A.C.	L	13-49	Chattanooga	L	19-24
A	Georgia	L	15-30	Georgia Tech !	N W	30-26
Tampa YMCA	Howard	W	31-23	* - Records for this season are incomplete		
A	Stetson	W	43-27	! - SIC Tournament		
W	Louisiana State	L	24-33	1923-24 (22-6)		
St. Petersburg	Georgia Tech	L	16-21	Head Coach: M.P. Gilliam		
A	Georgia	W	33-31	Albany YMCA	A L	21-28
W	* - Records for this season are incomplete			Spartanburg	A W	27-25
Southern College	1920-21			Statesville A.C.	A W	29-26
A	Jan. 8 Georgia Tech	A W	20-19	Greensboro Y	A W	31-25
W	Jan. 29 Georgia Tech	H L	18-41	Richmond Blues	A W	28-25
Auburn	Vanderbilt	H L	9-20	N.C. State	A W	38-17
H	Vanderbilt	A W	21-13	Trinity	A L	25-29
W	* - Records for this season are incomplete			North Carolina	A L	23-35
Mobile	1921-22 (17-7)			Jan. 18 Georgia Tech	A W	30-26
H	Head Coach: John Cody			Jan. 19 Georgia Tech	A W	36-20
L	Macon Volunteers	W	33-26	Vanderbilt	A L	11-23
Athens YMCA	Camp Benning	L	20-24	Chattanooga	A L	27-30
A						
W						
Athens YMCA						
H						
W						
30-18						
Columbus YMCA A						
L						
24-5						
Columbus YMCA H						
L						
23-47						
All Stars Atlanta						
H						
W						
51-10						
* - Records for this season are incomplete						
1912-13 (5-6)						
Head Coach: C.C. "Doc" Stroud						
Cumberland						
H						
W						
22-17						
Atlanta Yamas						
H						
W						
53-30						
Jan. 18 Auburn						
A						
L						
31-33						
Tennessee						
H						
W						
24-18						
Columbus						
A						
L						
27-90						
Atl. Athletic Club						
A						
L						
40-47						
Mississippi A&M						
A						
L						
10-28						
Mississippi A&M						
A						
L						
22-29						
Georgia Tech						
A						
W						
31-25						
Georgia Tech						
H						
L						
19-23						
Mar. 1 Auburn						
H						
W						
36-19						
* - Records for this season are incomplete						
1913-14 (4-9)						
Head Coach: J.J. Scully						
Macon All Stars						
W						
72-15						
Fifth Regiment						
W						
39-18						
Fifth Regiment						
W						
37-25						

YEAR-BY-YEAR RESULTS

Tennessee	A	W	28-27
Albany YMCA	H	L	24-29
Baylor	H	W	22-16
Chattanooga	H	W	37-22
Georgia Tech	H	W	36-20
B'ham Southern	H	W	38-20
N.C. State	H	W	32-23
Mississippi A&M	H	W	24-22
Trinity	H	W	31-19
Florida	H	W	34-20
Howard	H	W	32-16
Georgia	H	W	34-20
Georgia	H	W	36-19
Millsaps !		W	21-18
Louisiana College !		W	

39-23	Mississippi College!		
W	27-21		
	Centre !	W	32-20

! SIAA Tournament

* - Records for this season are incomplete

1924-25 (14-6)

Head Coach: M.P. Gilliam

Vanderbilt	A	W	31-30
------------	---	---	-------

* - Records for this season are incomplete

1925-26 (16-8)

Head Coach: John M. King

Vanderbilt	A	L	18-22
------------	---	---	-------

* - Records for this season are incomplete

1926-27 (11-8)

Head Coach: Bernie Moore

Vanderbilt	A	L	33-36
------------	---	---	-------

* - Records for this season are incomplete

1927-28 (13-3)

Head Coach: Bernie Moore

Vanderbilt	A	W	38-31
------------	---	---	-------

* - Records for this season are incomplete

1928-29 (20-5)

Head Coach: Oscar Long

Vanderbilt	A	W	60-40
------------	---	---	-------

* - Records for this season are incomplete

1929-30 (10-4)

Head Coach: Lake Russell

Jan. 8	Citadel	H	W	53-35
--------	---------	---	---	-------

Jan. 11	Albany YMCA	H	W	41-35
---------	-------------	---	---	-------

	Albany YMCA	A	W	47-41
--	-------------	---	---	-------

	Mississippi College	H		L
--	---------------------	---	--	---

35-48	Mississippi College	H		W
-------	---------------------	---	--	---

41-35	B'ham Southern	H	L	37-44
-------	----------------	---	---	-------

	B'ham Southern	H	W	51-38
--	----------------	---	---	-------

	Oglethorpe	A	W	53-47
--	------------	---	---	-------

	Oglethorpe	H	W	57-32
--	------------	---	---	-------

Feb. 11	Chattanooga	H	W	73-22
---------	-------------	---	---	-------

Feb. 12	Chattanooga	H	W	38-30
---------	-------------	---	---	-------

Feb. 13	Chattanooga	H	W	47-22
---------	-------------	---	---	-------

Feb. 20	Georgia	A	L	27-41
---------	---------	---	---	-------

	! SW Louisiana	N	L	39-41
--	----------------	---	---	-------

! SIAA Tournament

* - Records for this season are incomplete

1930-31 (11-4)

Head Coach: C. "Smokey" Harper

Jan. 8	J.P.C.	H	W	41-36
--------	--------	---	---	-------

Jan. 9	Atlanta YMCA	H	W	40-29
--------	--------------	---	---	-------

	Chattanooga	H	L	20-21
--	-------------	---	---	-------

	Stetson	H	W	28-22
--	---------	---	---	-------

	Stetson	H	W	35-25
--	---------	---	---	-------

	Atlanta YMCA	A	W	40-35
--	--------------	---	---	-------

	J.P.C.	A	W	38-24
--	--------	---	---	-------

Jan. 26	Howard	N	W	48-35
---------	--------	---	---	-------

	Howard	N	W	29-23
--	--------	---	---	-------

	B'ham Southern	A	L	30-35
--	----------------	---	---	-------

	B'ham Southern	A	L	27-36
--	----------------	---	---	-------

	Howard	H	L	27-33
--	--------	---	---	-------

Feb. 2	Howard	H	W	59-24
--------	--------	---	---	-------

	Erskine	H	W	43-25
--	---------	---	---	-------

	Erskine	H	W	57-16
--	---------	---	---	-------

* - Records for this season are incomplete

1931-32 - No team

1932-33 (6-7)

Head Coach: Lake Russell

* - Records for this season are incomplete

1933-34 (6-6)

Head Coach: Lake Russell

	Chattanooga	H	W	24-23
--	-------------	---	---	-------

	Stetson	A	L	23-31
--	---------	---	---	-------

	Florida	A	L	24-38
--	---------	---	---	-------

	Florida	H	L	39-43
--	---------	---	---	-------

	Albany YMCA	A	W	46-29
--	-------------	---	---	-------

	Celtics	H	L	33-44
--	---------	---	---	-------

	Chattanooga	A	L	27-31
--	-------------	---	---	-------

	Sewanee	A	W	53-13
--	---------	---	---	-------

	Albany YMCA	H	W	45-26
--	-------------	---	---	-------

	Atlanta YMCA	H	L	47-53
--	--------------	---	---	-------

	Sewanee	H	W	52-35
--	---------	---	---	-------

	C.C.C.	H	W	29-19
--	--------	---	---	-------

* - Records for this season are incomplete

1934-35 (3-14)

Head Coach: Jimmy Slocum

* - Records for this season are incomplete

1935-36 (5-12)

Head Coach: Jimmy Slocum

* - Records for this season are incomplete

1936-37 (4-6)

Head Coach: Lake Russell

	Chattanooga	W		46-22
--	-------------	---	--	-------

	Georgia Tech	L		36-53
--	--------------	---	--	-------

	Albany YMCA	W		38-31
--	-------------	---	--	-------

	Celtics	L		44-55
--	---------	---	--	-------

	Georgia	L		35-37
--	---------	---	--	-------

	Georgia Southern			L
--	------------------	--	--	---

31-36	Florida	L		32-48
-------	---------	---	--	-------

	Millsaps	L		37-39
--	----------	---	--	-------

	Georgia	W		27-25
--	---------	---	--	-------

	Georgia Southern			W
--	------------------	--	--	---

34-29				
-------	--	--	--	--

* - Records for this season are incomplete

1937-38 (10-4)

Head Coach: Lake Russell

* - Records for this season are incomplete

1938-39 (5-10)

Head Coach: Lake Russell

* - Records for this season are incomplete

1939-40 (6-13)

Head Coach: Jimmy Daugherty

	Wofford	L		41-44
--	---------	---	--	-------

	Georgia	L		41-51
--	---------	---	--	-------

	Chattanooga	W		51-41
--	-------------	---	--	-------

	Chattanooga	L		36-45
--	-------------	---	--	-------

	Albany Blues	W		48-45
--	--------------	---	--	-------

	Spring Hill	W		50-34
--	-------------	---	--	-------

	Millsaps	L		33-39
--	----------	---	--	-------

	Atlanta Crackers	L		43-46
--	------------------	---	--	-------

	Spring Hill	L		40-48
--	-------------	---	--	-------

	Millsaps	W		38-32
--	----------	---	--	-------

40-41	Mississippi College			L
-------	---------------------	--	--	---

	Howard	L		47-65
--	--------	---	--	-------

	Chattanooga	L		29-30
--	-------------	---	--	-------

	Chattanooga	L		35-37
--	-------------	---	--	-------

	Newberry	L		46-48
--	----------	---	--	-------

	Wofford	W		47-41
--	---------	---	--	-------

	Millsaps	L		40-60
--	----------	---	--	-------

	Southwestern	W		39-35
--	--------------	---	--	-------

	Mississippi College			L
--	---------------------	--	--	---

40-51				
-------	--	--	--	--

* - Records for this season are incomplete

1940-44 - No teams

1944-45 (16-9)

Head Coach: Cliff Snow

Nov. 16	Camp Wheeler	H	W	38-15
---------	--------------	---	---	-------

Nov. 21	Cochran Field	H	L	23-36
---------	---------------	---	---	-------

Nov. 24	Robins Field	H	W	36-35
---------	--------------	---	---	-------

Nov. 28	Camp Wheeler	H	W	56-18
---------	--------------	---	---	-------

Nov. 30	Robins Field	A	L	27-30
---------	--------------	---	---	-------

Dec. 8	Middle Ga. College	A		W
--------	--------------------	---	--	---

				56-36
--	--	--	--	-------

Dec. 9	Cochran Field	A	L	33-43
--------	---------------	---	---	-------

Dec. 13	Robins Field	H	W	48-42
---------	--------------	---	---	-------

Dec. 15	Robins Field Post	A		L
---------	-------------------	---	--	---

				39-48
--	--	--	--	-------

Dec. 19	Robins Field Post	H		L
---------	-------------------	---	--	---

				41-42
--	--	--	--	-------

Dec. 20	Camp Wheeler	H	W	36-18
---------	--------------	---	---	-------

Jan. 9	Middle Ga. College	H		W
--------	--------------------	---	--	---

				60-25
--	--	--	--	-------

Jan. 13	Auburn	A	W	41-36
---------	--------	---	---	-------

Jan. 15	Cochran Field	H	L	25-44
---------	---------------	---	---	-------

Jan. 22	Abraham Baldwin	H		W
---------	-----------------	---	--	---

				49-15
--	--	--	--	-------

Jan. 26	Georgia	A	W	51-36
---------	---------	---	---	-------

Jan. 27	Ga. Pre-Flight	A	L	55-67
---------	----------------	---	---	-------

Feb. 2	Auburn	H	W	40-34
--------	--------	---	---	-------

Feb. 3	Ga. Pre-Flight	H	L	46-54
--------	----------------	---	---	-------

Feb. 7	Camp Wheeler	H	W	59-15
--------	--------------	---	---	-------

Feb. 7	Camp Wheeler	H	W	43-25
--------	--------------	---	---	-------

Feb. 9	Newberry	A	W	43-37
--------	----------	---	---	-------

Feb. 10	Presbyterian	A	W	41-27
---------	--------------	---	---	-------

Feb. 19	Georgia	H	L	40-56
---------	---------	---	---	-------

Mar. 6	ASC Robins Field	H		W
--------	------------------	---	--	---

				47-35
--	--	--	--	-------

1945-46 - No team

1946-47 (16-9)

Head Coach: James Cowan

Dec. 6	Albany YMCA	H	W	77-31
--------	-------------	---	---	-------

Dec. 14	Chattanooga	H	W	50-47
---------	-------------	---	---	-------

YEAR-BY-YEAR RESULTS

Jan. 2	Albany YMCA	A W	46-29
Jan. 7	North Georgia	H W	56-43
Jan. 8	Auburn	A W	55-54
Jan. 10	North Georgia	A W	45-36
Jan. 11	Piedmont	A L	45-49
Jan. 14	Piedmont	H W	54-42
Jan. 16	Georgia Southern	A	W
71-50			
Jan. 18	Sewanee	H W	61-45
Jan. 21	Samford	H L	42-45
Jan. 25	Jacksonville State	A	W
58-43			
Jan. 26	Samford	A W	47-44
Jan. 28	Georgia Southern	H	W
75-53			
Jan. 30	Fort Benning	H L	55-65
Feb. 1	Dublin Navy	A L	48-50(OT)
Feb. 5	Chattanooga	A L	40-46
Feb. 6	Sewanee	A L	43-44
Feb. 7	Hendersonville A.S.	A	L
54-58			
Feb. 8	Presbyterian	A W	68-46
Feb. 11	Jacksonville State	H	L
57-64			
Feb. 13	Fort Benning	A L	62-76
Feb. 15	Dublin Navy	H W	60-48
Feb. 21	Auburn	H W	71-47
Feb. 22	Presbyterian	H W	88-44

1947-48 (17-5)

Head Coach: James Cowan

Dec. 6	Samford	H W	59-51
Dec. 8	Georgia	A L	62-80
Dec. 17	Chattanooga	H W	97-43
Jan. 8	Oglethorpe	H W	70-38
Jan. 9	B'ham-Southern	A W	53-34
Jan. 10	Samford	A W	55-52
Jan. 13	Presbyterian	A W	57-44
Jan. 14	Newberry	A W	86-43
Jan. 20	Auburn	A L	53-72
Jan. 23	Florida State	A W	61-48
Jan. 24	Stetson	A W	54-42
Jan. 30	Georgia	H L	53-55
Feb. 3	Florida State	H W	68-43
Feb. 5	Oglethorpe	A W	75-50
Feb. 13	Chattanooga	A W	65-61
Feb. 14	Jacksonville State	A	L
51-54			
Feb. 17	Auburn	H W	64-46
Feb. 20	Jacksonville State	H	W
49-36			
Feb. 23	Stetson	H W	64-35
Feb. 25	Presbyterian	H W	80-37
Feb. 26	Newberry	H W	87-43
Mar. 9	! Hamline	N L	41-85

! - NAIB Tournament, Kansas City, Mo.

1948-49 (15-8, 8-2 Dixie - 2nd)

Head Coach: James Cowan

Dec. 7	Lambuth	H W	53-43
Dec. 9	Coll. of Charleston	H	W
54-47			
Dec. 11	Georgia	A L	59-78
Jan. 5	Wofford	H W	66-65(OT)
Jan. 8	Samford	H L	53-62
Jan. 14	Wofford	A W	63-54
Jan. 15	Coll. of Charleston	A	W
60-46			
Jan. 18	Florida State	A W	65-56
Jan. 19	Florida Southern	A W	79-66
Jan. 28	Florida State	H W	62-59
Jan. 29	Georgia	H L	51-63
Feb. 1	Oglethorpe	H W	81-48
Feb. 4	Presbyterian	A L	59-66
Feb. 5	Newberry	A L	55-58
Feb. 9	Oglethorpe	A W	75-57

Feb. 11	B'ham-Southern	A W	59-56
Feb. 12	Samford	A L	49-67
Feb. 14	Florida Southern	H W	68-50
Feb. 18	Miss. College	H W	95-77
Feb. 19	B'ham-Southern	H L	47-52
Feb. 22	Presbyterian	H W	83-62
Feb. 23	Newberry	H W	69-60
Feb. 28	! Florida State	N L	46-52

! - Dixie Conference Tournament

1949-50 (19-7, 9-1 Dixie - 1st)

Head Coach: James Cowan

Dec. 9	Florida Southern	H W	70-53
Jan. 5	Wofford	H W	72-64
Jan. 7	Samford	H W	52-47
Jan. 11	Georgia	A L	57-63
Jan. 13	Presbyterian	A W	70-69
Jan. 14	Wofford	A L	57-62
Jan. 17	Florida State	A L	45-57
Jan. 18	Stetson	A W	64-57
Jan. 24	Oglethorpe	H W	125-54
Jan. 27	Tampa	A L	72-75
Jan. 28	Florida Southern	A W	85-66
Feb. 1	Florida State	H W	69-61
Feb. 3	Miss. College	A W	75-68
Feb. 4	Millsaps	A W	81-37
Feb. 7	Oglethorpe	A W	82-46
Feb. 10	Samford	A W	52-45
Feb. 11	Troy State	A W	93-84
Feb. 14	Tampa	H W	60-58
Feb. 17	Stetson	H W	62-57
Feb. 18	Georgia	H L	60-69
Feb. 21	Presbyterian	H W	87-65
Feb. 24	Troy State	H W	95-74
Feb. 27	! Millsaps	N W	74-37
Feb. 28	! Miss. College	N W	80-62
Mar. 1	! Florida Southern	N	L
55-59			
Mar. 3	# Tampa	A L	66-67

! - Dixie Conference Tournament - Tallahassee, Fla.

- NAIB District 25 Tournament

1950-51 (16-9, 5-3 Dixie - 2nd)

Dixie Conference Tournament Champions

Head Coach: James Cowan

Dec. 4	Oglethorpe	H W	75-38
Dec. 9	Georgia	A L	51-64
Dec. 11	Florida State	H L	52-55
Jan. 4	Wofford	H W	69-49
Jan. 6	Samford	H W	71-60
Jan. 11	Coll. of Charleston	A	W
85-52			
Jan. 12	Presbyterian	A L	62-69
Jan. 13	Wofford	A L	69-74
Jan. 16	Florida Southern	H L	41-66
Jan. 20	Ga. Southern	A L	44-69
Jan. 23	Georgia	H L	58-60
Jan. 26	Rollins	A W	59-57
Jan. 27	Florida Southern	A W	53-52
Feb. 2	Samford	A W	58-56
Feb. 3	B'ham-Southern	A L	59-71
Feb. 9	B'ham-Southern	H W	62-53
Feb. 10	Ga. Southern	H W	61-59
Feb. 13	Coll. of Charleston	H	W
75-49			
Feb. 16	Millsaps	H W	87-68
Feb. 17	Florida State	A L	64-69
Feb. 20	Presbyterian	H W	75-66
Feb. 22	Oglethorpe	A W	86-42
Feb. 26	! Oglethorpe	H W	74-39
Feb. 27	! Florida Southern	H	W
72-47			
Feb. 28	! Florida State	H W	69-65

! - Dixie Conference Tournament, Macon, Ga.

1951-52 (19-10, 8-0 Dixie - 1st)

Dixie Conference Champions

Dixie Conference Tournament Champions

Head Coach: Dan Nymicz

Nov. 28	B'ham-Southern	A L	69-76
Nov. 30	Oglethorpe	H W	90-35
Dec. 3	Georgia	H W	66-61
Dec. 10	Piedmont	H W	72-48
Dec. 12	Fort Jackson	H W	79-57
Jan. 4	Wofford	H W	77-70
Jan. 5	Samford	H W	70-55
Jan. 7	Stetson	A L	59-97
Jan. 8	Stetson	A L	66-79
Jan. 11	Presbyterian	A L	57-59
Jan. 12	Wofford	A L	81-89
Jan. 15	Ga. Southern	H L	83-101
Jan. 18	Rollins	A W	61-59
Jan. 19	Florida Southern	A W	59-53
Jan. 22	Georgia	A W	63-48
Jan. 24	Oglethorpe	A W	69-38
Jan. 26	Florida Southern	H W	73-56
Jan. 29	Ga. Southern	A L	82-92
Feb. 2	North Georgia	H W	86-59
Feb. 9	Samford	A W	84-76
Feb. 11	Millsaps	A W	94-72
Feb. 12	Miss. College	A W	63-57
Feb. 16	Piedmont	A W	96-66
Feb. 19	Presbyterian	H L	56-61
Feb. 21	Stetson	H L	60-71
Feb. 22	Stetson	H L	59-63
Feb. 25	! Miss. College	H W	100-64
Feb. 26	! Millsaps	H W	63-43
Feb. 27	! Florida Southern	H	W
54-48			

! - Dixie Conference Tournament, Macon, Ga.

1952-53 (21-6, 5-0 Dixie - 1st)

Dixie Conference Champions

Head Coach: Dan Nymicz

Dec. 4	Furman	H W	73-64
Dec. 5	Florida State	H W	76-61
Dec. 9	Georgia	A W	68-63
Dec. 13	Florida State	A L	76-77
Jan. 5	B'ham-Southern	H W	67-53
Jan. 8	Wofford	H W	68-59
Jan. 10	Presbyterian	H W	63-55
Jan. 12	Rollins	H W	93-70
Jan. 16	Presbyterian	A W	79-76
Jan. 17	Wofford	A W	85-72
Jan. 24	Stetson	A L	68-77
Jan. 26	Rollins	A W	75-68
Jan. 27	Florida Southern	A W	82-70
Jan. 31	Ga. Southern	A L	67-74
Feb. 2	Mississippi	H W	78-40
Feb. 3	Southwestern	H W	81-49
Feb. 4	Florida Southern	H W	70-64
Feb. 7	Samford	A W	85-80
Feb. 11	Furman	A L	94-114
Feb. 13	Samford	H W	86-68
Feb. 17	Ga. Southern	H W	79-61
Feb. 19	Georgia	H W	74-62
Feb. 21	Stetson	H W	66-62
Feb. 23	! Oglethorpe	H W	65-54
Feb. 24	! Florida Southern	H	W
77-65			
Feb. 25	! Samford	H L	75-78

! - Dixie Conference Tournament, Macon, Ga.

1953-54 (19-9, 6-1 Dixie - 2nd)

Dixie Conference Tournament Champions

NAIA District 25 Champions

Head Coach: James Cowan

Dec. 5	Florida Southern	H	W
--------	------------------	---	---

YEAR-BY-YEAR RESULTS

93-73

Dec. 8	Florida State	A L	70-72
Dec. 10	Stetson	H W	67-54
Dec. 11	Furman	H W	89-76
Jan. 7	Wofford	H W	72-61
Jan. 9	Samford	A W	76-62
Jan. 11	Millsaps	A W	67-42
Jan. 12	Miss. College	A L	70-82
Jan. 15	North Georgia	H W	96-42
Jan. 18	Rollins	H W	80-60
Jan. 20	Ga. Teachers	A L	67-81
Jan. 23	Wofford	A L	79-81
Jan. 25	Presbyterian	A L	80-94
Jan. 28	Ga. Southern	H W	63-48
Jan. 31	Florida State	H W	70-63
Feb. 2	Oglethorpe	H W	92-43
Feb. 5	Tampa	A L	70-81
Feb. 6	Florida Southern	A W	88-65
Feb. 8	Rollins	A L	57-79
Feb. 11	Presbyterian	H W	67-60
Feb. 13	Stetson	A W	56-54
Feb. 18	Furman	A L	49-93
Feb. 20	Samford	H W	73-66
Feb. 22	! Oglethorpe	H W	96-49
Feb. 23	! Florida Southern	H W	90-58
Feb. 24	! Samford	H W	83-51
Feb. 27	# Rollins	H W	88-62
Mar. 8	\$ Arkansas Tech	A L	72-100

! - Dixie Conference Tournament, Macon, Ga.
- NAIA District 25 Championship, Macon, Ga.
\$ - NAIA National Tournament, Kansas City, Mo.

1954-55 (8-14)

Head Coach: James Cowan

Dec. 6	Oglethorpe	A W	109-53
Dec. 8	Oglethorpe	H W	91-44
Dec. 11	Georgia	A L	75-95
Dec. 16	Samford	A L	81-102
Jan. 6	Wofford	H W	72-71
Jan. 11	Florida Southern	H W	72-35
Jan. 14	Rollins	A L	70-92
Jan. 15	Stetson	A L	82-87
Jan. 17	Florida Southern	A L	66-68
Jan. 21	Presbyterian	A L	71-100
Jan. 22	Wofford	A L	81-96
Jan. 26	Georgia	H W	68-66
Jan. 29	Tampa	H W	110-79
Feb. 1	Ga. Southern	H L	63-71
Feb. 4	Rollins	H L	61-66
Feb. 6	Stetson	H L	74-81
Feb. 9	Presbyterian	H L	80-82
Feb. 11	Spring Hill	H L	73-84
Feb. 12	Samford	H W	78-72
Feb. 15	Ga. Southern	A L	62-86
Feb. 19	Millsaps	H W	99-68
Feb. 28	! Ga. Southern	N L	79-96

! - NAIA District 25 Tournament, Tallahassee, Fla.

1955-56 (10-12)

Head Coach: James Cowan

Dec. 1	Oglethorpe	H W	107-66
Dec. 7	Georgia	A L	72-75
Dec. 10	Appalachian State	A W	89-78
Dec. 15	Samford	A L	65-70
Jan. 5	Wofford	H W	77-70
Jan. 7	Oglethorpe	A W	92-49
Jan. 10	North Georgia	A W	96-67
Jan. 14	Samford	H W	85-74

Jan. 17	Florida Southern	H W	73-55
Jan. 20	Presbyterian	A L	84-108
Jan. 21	Wofford	A L	72-86
Jan. 27	Rollins	A L	72-80
Jan. 28	Stetson	A L	80-93
Jan. 30	Florida Southern	A L	66-74
Feb. 3	Rollins	H W	76-73
Feb. 6	Stetson	H W	90-83
Feb. 8	Georgia	H L	79-91
Feb. 9	Presbyterian	H L	82-90
Feb. 11	Ga. Southern	A L	94-121
Feb. 16	North Georgia	H W	92-63
Feb. 20	Ga. Southern	H L	80-114
Mar. 2	! Stetson	N L	91-118

! - NAIA District 25 Tournament - Statesboro, Ga.

1956-57 (8-16)

Head Coach: James Cowan ('56), Robert Wilder ('57)

Dec. 5	Georgia	A L	77-88
Dec. 8	Ga. Southern	A L	59-87
Dec. 10	Lipscomb	H W	82-66
Dec. 14	Appalachian State	H W	91-78
Dec. 17	Belmont	A L	58-81
Dec. 18	Southwestern	N L	82-93
Dec. 19	Christian Brothers	A L	81-83

Jan. 4	Wofford	H L	85-87
Jan. 9	Presbyterian	H W	112-110(OT)
Jan. 12	Samford	H W	89-85
Jan. 14	Ga. Southern	H L	81-89
Jan. 18	Presbyterian	A L	68-100
Jan. 19	Wofford	A L	69-103
Jan. 23	Georgia	H W	91-71
Jan. 26	North Georgia	H W	64-63
Feb. 1	Stetson	H L	91-99
Feb. 9	Samford	A L	77-91
Feb. 11	Rollins	H W	104-78
Feb. 15	Rollins	A W	77-64
Feb. 16	Stetson	A L	72-116
Feb. 18	Tampa	A L	61-96
Feb. 22	Tampa	H L	79-82
Feb. 26	North Georgia	A L	88-108
Mar. 1	! Ga. Southern	A L	68-104

! - NAIA District 25 Tournament, Statesboro, Ga.

1957-58 (13-7)

Head Coach: Robert Wilder

Dec. 4	Oglethorpe	A W	63-51
Dec. 9	Ga. Southern	H W	74-68
Jan. 3	Wofford	H W	78-72
Jan. 4	Belmont	H W	83-79
Jan. 7	Oglethorpe	H W	57-53
Jan. 10	Presbyterian	H W	69-60
Jan. 14	Georgia	H W	76-69
Jan. 17	Presbyterian	A L	69-71
Jan. 18	Wofford	A L	77-94
Jan. 21	Erskine	H W	89-78
Jan. 24	North Georgia	A W	83-41
Jan. 25	Ga. Southern	A L	63-66
Feb. 1	Stetson	H W	76-70
Feb. 7	Rollins	A L	64-69
Feb. 8	Stetson	A W	78-76
Feb. 10	Florida Southern	A W	81-75
Feb. 14	Rollins	H L	60-72
Feb. 22	Florida Southern	H W	99-82
Feb. 25	Erskine	A L	61-84
	! Ga. Southern	A L	66-75

! - NAIA District 25 Tournament, Statesboro, Ga.

1958-59 (9-13)

Head Coach: Robert Wilder

Dec. 4	Belmont Abbey	H L	68-80
Dec. 6	North Georgia	A W	96-60
Dec. 9	Presbyterian	H L	74-79
Dec. 12	Florida Southern	H W	68-64
Dec. 13	Oglethorpe	H W	57-39
Jan. 7	Ga. Southern	A L	63-98
Jan. 10	Georgia	H W	66-62
Jan. 16	Florida Southern	A W	92-76
Jan. 17	Tampa	A L	70-74
Jan. 20	Erskine	H W	77-58
Jan. 23	Delta State	H W	77-72
Jan. 24	Rollins	H L	55-56
Jan. 30	North Georgia	H W	79-40
Jan. 31	Stetson	H L	85-91
Feb. 3	Georgia	A L	59-71
Feb. 7	Presbyterian	A L	76-87
Feb. 10	Ga. Southern	H W	82-71
Feb. 13	Rollins	A L	73-76
Feb. 14	Stetson	A L	57-75
Feb. 23	Oglethorpe	A L	61-67
Feb. 24	Erskine	A L	71-75
Feb. 27	! Ga. Southern	H L	66-80

! - NAIA District 25 Tournament, Macon, Ga.

1959-60 (9-14)

Head Coach: Robert Wilder

Dec. 2	Catawba	H L	41-45
Dec. 4	Presbyterian	A W	73-68
Dec. 5	Belmont Abbey	A L	63-77
Dec. 12	North Georgia	A W	89-72
Dec. 17	Wheaton	A L	63-72
Dec. 18	Sewanee	A L	64-70
Jan. 11	Stetson	H W	90-81
Jan. 15	Rollins	A L	61-62
Jan. 16	Stetson	A L	55-102
Jan. 18	Florida Southern	A L	77-83
Jan. 23	Georgia Southern	A L	72-100
Jan. 27	Valdosta State	A L	65-69(OT)
Jan. 29	North Georgia	H W	79-66
Jan. 30	Wofford	H W	65-64
Feb. 2	Georgia Southern	H L	78-98
Feb. 4	Erskine	A L	68-84
Feb. 5	Rollins	H W	72-63
Feb. 10	Presbyterian	H W	79-77
Feb. 12	Newberry	A L	95-112
Feb. 13	Wofford	A L	62-92
Feb. 15	Valdosta State	H W	92-58
Feb. 16	Erskine	H W	74-60
Feb. 20	Newberry	H L	64-83

1960-61 (7-16)

Head Coach: Robert Wilder

Dec. 1	Florida Southern	A L	56-69
Dec. 3	North Georgia	A W	87-56
Dec. 10	Tampa	H W	85-82
Jan. 4	Georgia	H L	74-87
Jan. 11	Erskine	H L	66-71
Jan. 13	Rollins	A W	88-64
Jan. 14	Stetson	A L	58-79
Jan. 16	Chattanooga	H L	70-83
Jan. 18	Presbyterian	A L	54-61
Jan. 21	Southern Miss	H L	47-61
Jan. 25	Georgia	A L	46-66
Jan. 27	Spring Hill	A L	79-83
Jan. 28	Southern Miss	A L	55-96
Jan. 31	Georgia Southern	H W	74-72(OT)
Feb. 4	Rollins	H L	70-71

YEAR-BY-YEAR RESULTS

Feb. 6 Stetson H L 59-88
 Feb. 9 Presbyterian H W 80-73
 Feb. 11 Spring Hill H W 94-90(OT)
 Feb. 13 Erskine A L 70-84
 Feb. 15 Georgia Southern A L 63-71
 Feb. 18 Florida Southern H W 70-61
 Feb. 21 Chattanooga A L 79-93
 Feb. 24 ! Stetson N L 80-83
 ! - NAIA District 25 Tournament, Oglethorpe

1961-62 (12-12)

Head Coach: Robert Wilder
 Dec. 1 LaGrange H W 62-54
 Dec. 5 North Georgia A W 100-56
 Dec. 9 Chattanooga A W 68-65
 Jan. 4 Presbyterian A W 70-68 (OT)
 Jan. 6 LaGrange A W 68-61
 Jan. 8 Stetson H L 57-71
 Jan. 11 Erskine A L 55-73
 Jan. 13 Tampa H L 77-91
 Jan. 15 Florida Southern H W 77-71
 Jan. 19 Tampa A L 64-76
 Jan. 20 Stetson A L 64-80
 Jan. 22 Rollins H W 75-66
 Jan. 25 Georgia Southern A L 61-63
 Jan. 27 Erskine H W 79-71
 Jan. 31 Wofford H L 81-84
 Feb. 2 North Georgia H W 87-63
 Feb. 3 Chattanooga H L 61-64
 Feb. 5 Georgia A L 64-75
 Feb. 8 Florida Southern A W 82-72
 Feb. 9 Rollins A W 90-83
 Feb. 14 Wofford A L 70-75
 Feb. 17 Presbyterian H W 68-56
 Feb. 19 Georgia Southern H L 63-67
 Feb. 22 Georgia H L 72-85

1962-63 (12-12)

Head Coach: Robert Wilder
 Nov. 30 Rollins H W 90-72
 Dec. 1 Florida Southern H W 95-67
 Dec. 7 LaGrange H W 50-38
 Dec. 8 Erskine A L 58-68
 Dec. 28 Pfeiffer A W 60-49
 Dec. 29 Catawba A L 52-64
 Jan. 5 Wofford A L 69-74
 Jan. 7 Stetson H W 73-65
 Jan. 9 Florida Southern H W 64-56
 Jan. 12 Chattanooga A L 53-73
 Jan. 15 LaGrange A L 64-83
 Jan. 17 Presbyterian H W 66-53
 Jan. 19 Georgia Southern A W 79-63
 Jan. 24 Tampa H L 45-53
 Jan. 26 Rollins H W 80-54
 Jan. 29 Wofford H W 92-81
 Feb. 2 Chattanooga H L 52-57
 Feb. 7 Stetson A L 59-72
 Feb. 9 Florida Southern A L 67-80
 Feb. 12 Georgia Southern H L 64-95
 Feb. 16 Presbyterian A L 50-66
 Feb. 18 Erskine H W 45-44
 Feb. 21 Rollins A W 81-63
 Feb. 23 Tampa A L 62-71

1963-64 (10-14)

Head Coach: Robert Wilder
 Dec. 3 Erskine H L 55-68
 Dec. 6 Jacksonville A L 52-67

Dec. 14 N.C. State A L 48-73
 Dec. 18 Pembroke A W 86-79
 Dec. 19 St. Micheal's A L 69-91
 Jan. 2 Presbyterian H W 85-43
 Jan. 4 LaGrange H L 79-80 (OT)
 Jan. 10 Presbyterian A L 41-66
 Jan. 11 Wofford A L 74-81
 Jan. 13 Stetson H W 72-62
 Jan. 17 Jacksonville H W 89-76
 Jan. 18 Georgia Southern A L 67-107

Jan. 24 Rollins A W 72-70
 Jan. 25 Tampa A W 76-71
 Jan. 28 Wofford H L 77-78
 Jan. 31 Rollins H W 97-83
 Feb. 4 Georgia State H W 100-67
 Feb. 7 Stetson A L 70-89
 Feb. 8 Florida Southern A L 93-115
 Feb. 13 Georgia Southern H L 78-102
 Feb. 15 LaGrange H L 68-83
 Feb. 19 Erskine A L 48-71
 Feb. 22 Tampa H W 95-79
 Feb. 24 Florida Southern H W 71-62

1964-65 (12-12)

Head Coach: Robert Wilder
 Dec. 1 Jacksonville H L 71-73
 Dec. 5 LaGrange H W 90-82
 Dec. 14 Wofford A L 87-115
 Dec. 16 Georgetown Coll. A L 77-85
 Dec. 17 Wilmington A L 76-83
 Jan. 1 Shorter A L 73-78
 (20T)
 Jan. 2 Huntingdon A L 75-100
 Jan. 6 LaGrange A L 61-64
 Jan. 9 Jacksonville A W 82-77
 Jan. 11 Stetson H W 81-77
 Jan. 14 Georgia Southern A L 71-84
 Jan. 21 Georgia State A W 78-66
 Jan. 23 Fla. Presbyterian H W 83-68
 Jan. 25 Carson-Newman H L 80-89
 Jan. 27 Wofford H W 102-94
 Jan. 30 Rollins H W 111-83
 Feb. 3 Tampa H W 91-89
 Feb. 6 Georgia State H W 87-73
 Feb. 12 Stetson A L 72-78
 Feb. 13 Rollins A W 88-75
 Feb. 20 Florida Southern H W 83-68
 Feb. 24 Georgia Southern H L 73-81
 Feb. 27 Tampa A W 76-75
 Mar. 1 Florida Southern A L 70-86

1965-66 (13-10)

Head Coach: Robert Wilder
 Dec. 1 West Georgia H W 106-60
 Dec. 4 Stetson H W 70-65
 Dec. 6 LaGrange A W 60-57
 Dec. 9 Shorter H L 65-69
 Jan. 7 Athens College N L 75-117
 Jan. 8 Kentucky Southern N W 86-61
 Jan. 12 Wofford H W 75-66
 Jan. 15 Carson-Newman A L 53-72
 Jan. 21 Rollins A W 87-66
 Jan. 22 Florida Southern A L 56-78
 Jan. 25 Georgia State H W 84-53
 Jan. 29 Georgia Southern A L 74-83
 Jan. 31 Wofford A L 73-92
 Feb. 2 Rollins H W 74-59
 Feb. 5 Jacksonville A L 79-87
 Feb. 8 LaGrange H W 82-73

Feb. 11 Tampa A W 83-75
 Feb. 12 Stetson A L 60-71
 Feb. 15 Tampa H W 79-70
 Feb. 19 Georgia State A W 108-65
 Feb. 22 Shorter A W 72-64
 Feb. 24 Georgia Southern H L 79-97
 Feb. 28 Jacksonville H L 61-87

1966-67 (15-6)

Head Coach: Robert Wilder
 Dec. 1 West Georgia A W 99-67
 Dec. 3 Fla. Presbyterian H W 94-75
 Dec. 7 LaGrange A W 71-67
 Jan. 7 Stetson H W 76-71
 Jan. 9 Florida Southern H W 81-69
 Jan. 14 Wilmington H W 93-70
 Jan. 16 Georgia State A W 97-70
 Jan. 18 Georgia Southern A L 96-105
 Jan. 21 Rollins H W 83-70
 Jan. 23 Ga. Southwestern H W 96-61
 Jan. 28 Tampa A L 79-93
 Jan. 30 Georgia Tech A L 57-91
 Feb. 1 Tampa H W 74-73
 Feb. 4 Samford H L 73-80
 Feb. 8 LaGrange H W 61-54
 Feb. 10 Jacksonville A L 65-71
 Feb. 13 Georgia State H W 100-86
 Feb. 17 Rollins A W 70-67
 Feb. 18 Stetson A W 73-68
 Feb. 22 Georgia Southern H W 93-74
 Feb. 25 Jacksonville H L 89-93

1967-68 (9-14)

Head Coach: Robert Wilder
 Dec. 1 Hampden-Sydney A L 83-88
 Dec. 2 Florida Southern A L 86-90 (OT)
 Dec. 6 LaGrange H W 65-53
 Dec. 14 Jacksonville A L 64-85
 Jan. 5 Huntingdon H L 90-94
 Jan. 6 B'ham-Southern H W 98-81
 Jan. 10 Georgia Southern A L 86-90
 Jan. 16 LaGrange A L 76-82
 Jan. 18 Carson-Newman H L 80-86
 Jan. 20 Oglethorpe H L 66-79
 Jan. 23 Georgia Southern H W 69-67
 Jan. 26 Fla. Presbyterian A L 78-90
 Jan. 27 Tampa A W 80-79
 Jan. 30 Georgia State H W 82-57
 Feb. 1 Oglethorpe A L 73-79
 Feb. 3 Samford A L 74-87
 Feb. 7 Rollins H W 73-70
 Feb. 10 Steson H W 76-68
 Feb. 12 Georgia State A W 105-79
 Feb. 16 Rollins A W 87-73
 Feb. 17 Stetson A L 62-83
 Feb. 20 Tampa H W 65-61
 Feb. 23 Jacksonville H L 67-93

1968-69 (14-12)

Head Coach: Robert Wilder
 Nov. 30 Georgia State L 63-73
 Dec. 2 Stetson L 80-82
 Dec. 4 LaGrange W 92-87
 Dec. 19 New Haven L 81-84
 Dec. 19 Hampden-Sydney L 86-101
 Jan. 3 Fort Valley W 80-70
 Jan. 4 Georgia Southern W

YEAR-BY-YEAR RESULTS

73-59
 Jan. 9 Georgia State W 76-71
 Jan. 11 Florida Southern W 85-67
 Jan. 14 Oglethorpe L 74-99
 Jan. 16 Florida W 95-66
 Jan. 18 Georgia Tech L 59-67
 Jan. 21 Jacksonville L 71-76
 Jan. 27 Columbus L 90-103
 Jan. 30 LaGrange W 97-54
 Feb. 1 Carson-Newman L 67-74
 Feb. 6 Rollins W 88-74
 Feb. 8 Georgia Southern W 83-76
 Feb. 10 Columbus W 90-76
 Feb. 14 Rollins W 85-71
 Feb. 15 Stetson W 97-93
 Feb. 20 Jacksonville L 80-102
 Feb. 22 Oglethorpe L 56-71
 Feb. 27 Georgia Southern L 67-68

1969-70 (6-18)

Head Coach: Robert Wilder
 Dec. 1 Ga. Southwestern H L 80-83
 Dec. 3 #7 North Carolina A L 52-100
 Dec. 9 #18 Jacksonville A L 62-102
 Jan. 3 Georgia State A L 70-74
 Jan. 5 LaGrange H W 106-76
 Jan. 9 Fort Valley State H L 67-83
 Jan. 10 Oglethorpe H L 57-66
 Jan. 13 Oglethorpe A L 70-87
 Jan. 16 Sewanee A W 83-73
 Jan. 17 Samford A L 67-83
 Jan. 20 Georgia Southern H L 64-72
 Jan. 23 Rollins A L 84-96
 Jan. 24 Fla. Presbyterian A W 74-71
 Jan. 26 Belmont Abbey H W 67-56
 Jan. 31 Carson-Newman A L 53-88
 Feb. 3 LaGrange A L 76-87
 Feb. 5 Rollins H L 70-71
 Feb. 9 Georgia Southern A L 60-98
 Feb. 14 Columbus H W 96-82
 Feb. 16 Stetson A L 60-91
 Feb. 21 Columbus A L 69-72
 Feb. 26 Oglethorpe H L 61-69
 Feb. 28 Stetson A L 68-74
 Mar. 3 Georgia State H W 105-76

1970-71 (14-9)

Head Coach: Dwayne Morrison
 Dec. 1 Ga. Southwestern H W 81-78
 Dec. 5 Clemson A L 46-61
 Dec. 9 The Citadel A W 73-70
 Dec. 12 Davidson A L 50-80
 Jan. 4 LaGrange A L 69-76
 Jan. 6 Oglethorpe H L 69-70
 Jan. 8 Fort Valley State H W 90-60
 Jan. 9 Georgia Southern H W 60-53
 Jan. 13 Fla. Presbyterian H W 73-58
 Jan. 15 LaGrange H W 61-54
 Jan. 16 Stetson H W 73-53
 Jan. 19 Florida Southern A L 79-87
 Jan. 23 #6 Jacksonville H L 76-93
 Jan. 25 Georgia Southern H L 71-79
 Feb. 1 Southern Tech A W 103-85
 Feb. 6 Georgia Southern A L 66-86
 Feb. 9 Rollins H W 84-77 (OT)

Feb. 13 Georgia State A W 70-64
 Feb. 15 Southern Tech H W 112-69
 Feb. 19 Rollins A W 86-84
 Feb. 20 Stetson A L 64-78
 Feb. 23 Oglethorpe A W 80-70
 Feb. 26 Georgia State H W 100-74

1971-72 (19-7)

Head Coach: Dwayne Morrison
 Dec. 1 East Tenn. State A L 58-65
 Dec. 4 Augusta H W 74-73
 Dec. 6 Georgia Southern A W 73-71
 Dec. 10 West Florida H W 74-71
 Dec. 11 LaGrange H W 74-68
 Dec. 21 West Georgia A L 78-81
 Jan. 3 West Georgia H W 95-78
 Jan. 7 Texas Wesleyan H W 105-75
 Jan. 8 Georgia Southern H W 102-84
 Jan. 11 #12 Florida State A L 78-96
 Jan. 15 Oglethorpe H L 75-76
 Jan. 19 South Florida A W 93-88
 Jan. 20 West Florida A W 83-79
 Jan. 24 Southern Tech A W 91-77
 Jan. 28 Augusta A W 94-88 (OT)
 Feb. 4 Fort Valley State H W 105-77
 Feb. 4 Southern Tech H W 104-83
 Feb. 7 Appalachian State H W 101-70
 Feb. 10 Oglethorpe A W 95-62
 Feb. 14 Chattanooga A W 86-80
 Feb. 19 Missouri Western H W 89-81
 Feb. 21 Pembroke State H W 79-67
 Feb. 25 Jacksonville A L 77-90
 Feb. 29 LaGrange A W 84-80
 Mar. 9 ! Roanoke A L 72-78
 Mar. 10 ! Florida Southern N L 83-85
 ! - NCAA College Division Tournament - Roanoke, Va.

1972-73 (15-6)

Head Coach: Dwayne Morrison
 Dec. 2 Morehead State A L 91-95
 Dec. 8 Southern Tech H W 117-74
 Dec. 9 LaGrange H W 80-66
 Dec. 13 #8 La.-Lafayette A L 104-111
 Dec. 16 Fort Valley State H W 120-60
 Dec. 27 Arkansas State H W 86-79
 Dec. 28 Louisiana Tech H W 70-68
 Jan. 6 Wis.-LaCrosse H W 95-65
 Jan. 8 Wis.-Milwaukee A L 60-72
 Jan. 10 Southern Illinois A W 71-69
 Jan. 13 Arkansas State A L 82-108
 Jan. 18 St. Bernard H W 101-73
 Jan. 20 Chattanooga H L 75-76
 Jan. 25 Lander H W 47-23
 Jan. 31 Georgia Southern A W 78-69
 Feb. 3 Southern Tech A W 109-70
 Feb. 8 Furman A W 118-115
 Feb. 16 Florida Tech H W 104-68
 Feb. 17 South Florida H W 87-80
 Feb. 24 Samford A W 77-74
 Mar. 3 Florida State A L 94-112

1973-74 (16-8)

Head Coach: Joe Dan Gold
 Dec. 1 Morehead State H W 93-86
 Dec. 3 Hofstra H W 89-74
 Dec. 5 Louisiana Tech A L 87-90 (OT)
 Dec. 13 South Florida A L 85-101

Dec. 22 Rider H W 78-64
 Dec. 27 Wis.-Milwaukee H W 73-67
 Dec. 28 Indiana State H W 75-68
 Dec. 31 Delaware H W 86-73
 Jan. 4 Va. Commonwealth H W 90-89
 Jan. 5 Florida Southern H W 104-80
 Jan. 10 Manhattan H W 81-71
 Jan. 12 Georgia State H W 93-66
 Jan. 14 LSU-New Orleans H W 94-84
 Jan. 16 Hardin-Simmons H W 109-91
 Jan. 19 Chattanooga A L 88-111
 Jan. 26 Georgia Southern A L 83-94
 Jan. 28 Georgia Tech A W 102-85
 Feb. 1 St. Bernard H W 99-73
 Feb. 6 Georgia Southern H L 67-73
 Feb. 9 Georgia State A W 104-77
 Feb. 13 LSU-New Orleans A L 62-87
 Feb. 16 Samford H W 87-86 (2OT)
 Feb. 23 Virginia Tech A L 65-75
 Feb. 25 Va. Commonwealth A L 92-110

1974-75 (9-17)

Head Coach: Bill Bibb
 Nov. 30 Georgia College H W 89-69
 Dec. 2 N.C. A&T H W 76-65
 Dec. 7 Tennessee Tech H L 76-81
 Dec. 12 Southern Miss A L 94-101
 Dec. 14 West Florida A W 91-85
 Dec. 18 South Florida H L 81-84 (OT)
 Dec. 21 East Carolina A L 82-121
 Jan. 2 Tennessee Tech A L 88-100
 Jan. 4 Georgia Tech H L 68-70
 Jan. 8 Georgia Southern A W 85-83
 Jan. 11 Chattanooga H L 83-84
 Jan. 13 Louisiana Tech H W 91-66
 Jan. 16 West Florida H W 82-81
 Jan. 18 Houston A L 98-99
 Jan. 20 South Alabama A L 94-95
 Jan. 31 Georgia Tech A L 80-91
 Feb. 1 Samford A L 78-79
 Feb. 5 Georgia State H W 92-80
 Feb. 8 Va. Commonwealth A L 75-95
 Feb. 10 Samford H W 81-68
 Feb. 15 South Alabama H W 76-67
 Feb. 19 Georgia Southern H L 78-98
 Feb. 22 Va. Commonwealth H L 63-68
 Feb. 24 Florida State A L 68-91
 Feb. 26 Georgia State A L 60-62
 Mar. 1 Memphis A L 75-93

1975-76 (15-10)

Head Coach: Bill Bibb
 Nov. 29 Indiana State-E'ville H W 72-65
 Dec. 3 Charleston So. H W 95-71
 Dec. 6 Louisiana Tech H W 73-72
 Dec. 13 Missouri Western H W 69-59
 Dec. 16 Louisiana Tech A L 90-95
 Dec. 23 Middle Tennessee A L 72-83
 Dec. 26 Evansville A W 81-80
 Dec. 27 Weber State N L 71-78

YEAR-BY-YEAR RESULTS

Dec. 29	Delaware	H W	77-75
Jan. 5	Boston	N W	92-79
Jan. 6	Stetson	A L	47-58
Jan. 10	La.-Monroe	H L	57-69
Jan. 14	Georgia Southern	H W	86-73
Jan. 17	Georgia State	H W	81-73
Jan. 19	S.C. State	H W	80-78 (OT)
Jan. 22	Samford	A W	80-65
Jan. 24	South Alabama	A L	84-97
Jan. 31	Georgia Southern	A L	79-85
Feb. 4	Georgia State	A L	84-94
Feb. 9	UNC-Wilmington	H W	74-62
Feb. 12	South Alabama	H L	70-83
Feb. 14	Samford	H W	81-80
Feb. 17	East Carolina	H W	86-68
Feb. 21	Southern Miss	H W	69-65
Feb. 28	Florida State	A L	76-90

1976-77 (6-19)

Head Coach: Bill Bibb

Nov. 27	Florida	A L	63-105
Dec. 1	Ga. Southwestern	H W	102-51
Dec. 4	Louisiana Tech	H L	75-81
Dec. 9	Tennessee Tech	H L	77-79
Dec. 11	Vanderbilt	A L	33-35
Dec. 18	Evansville	H L	86-91
Dec. 22	Ball State	H L	67-70
Jan. 3	Middle Tennessee	H L	55-59 (OT)
Jan. 6	Culver-Stockton	H W	82-57
Jan. 8	UNC-Wilmington	H L	64-75
Jan. 12	Georgia State	H W	73-70
Jan. 15	La.-Monroe	A L	81-94
Jan. 17	Louisiana Tech	A L	64-84
Jan. 22	Southern Miss	A L	64-74
Jan. 24	Samford	A L	46-49
Jan. 29	Georgia State	A L	57-61
Jan. 31	Florida State	H L	65-66 (OT)
Feb. 5	Georgia Southern	H L	61-72
Feb. 9	Tennessee Tech	A W	82-65
Feb. 12	Samford	H W	78-74
Feb. 14	Southern Miss	H L	81-83
Feb. 19	Georgia College	H W	111-72
Feb. 23	East Carolina	A L	70-76
Feb. 25	UNC-Wilmington	A L	58-71
Mar. 1	Georgia Southern	A L	81-85

1977-78 (16-11)

Head Coach: Bill Bibb

Nov. 28	Ga. Southwestern	H W	83-54
Dec. 1	USC-Aiken	H W	92-66
Dec. 3	Louisiana Tech	A L	50-55
Dec. 7	Florida	H L	74-96
Dec. 10	Presbyterian	H W	79-59
Dec. 15	Tennessee Tech	H W	90-80
Dec. 17	UNC-Wilmington	A L	60-80
Dec. 19	Charleston So.	A L	74-75 (2OT)
Dec. 29	Southern Illinois	N L	51-59
Dec. 30	Murray State	N L	83-85 (OT)
Jan. 2	Ball State	A L	79-83
Jan. 7	Louisiana Tech	H W	72-60
Jan. 9	Fredonia State	H W	77-41
Jan. 11	Southern Miss	H L	73-75
Jan. 14	Georgia Southern	H W	76-73
Jan. 16	Georgia State	A L	62-65

Jan. 20	Samford	A W	80-79
Jan. 22	Southern Miss	A W	64-55
Jan. 28	Georgia Southern	A W	82-77
Jan. 30	#3 North Carolina	A L	70-73
Feb. 4	Charleston So.	H W	88-61
Feb. 9	Stetson	A L	65-66
Feb. 13	Samford	H W	92-78
Feb. 15	Tennessee Tech	A W	77-74
Feb. 18	Georgia State	H W	79-56
Feb. 22	Stetson	H W	68-64
Feb. 25	East Carolina	H W	92-75

1978-79 (21-6)

Head Coach: Bill Bibb

Nov. 25	St. Leo	H W	99-57
Dec. 2	USC-Aiken	H W	110-81
Dec. 4	Presbyterian	H W	112-68
Dec. 8	Western Carolina	N W	83-71
Dec. 9	Florida Southern	N L	70-72
Dec. 18	Charleston So.	A W	96-57
Dec. 21	Morehead State	A L	67-81
Jan. 2	Campbell	H W	75-50
Jan. 4	Western Illinois	H W	94-82
Jan. 6	Charleston So.	H W	76-61
Jan. 13	Stetson	H L	75-82
Jan. 15	UT-Arlington	H W	106-70
Jan. 18	Tulane	A W	68-67
Jan. 22	Samford	A W	63-52
Jan. 25	Georgia State	A W	68-62
Jan. 27	Southern Miss	A L	85-103
Jan. 31	Georgia Southern	H W	85-74
Feb. 3	Georgia State	H W	98-80
Feb. 8	Middle Tennessee	A W	64-61 (OT)
Feb. 12	Georgia Southern	A W	87-78
Feb. 17	Southern Miss	H W	103-78
Feb. 21	Morehead State	H W	86-73
Feb. 24	Samford	H W	87-62
Feb. 28	Stetson	A W	82-81
Mar. 2	! Oklahoma City	N W	90-70
Mar. 3	! La.-Monroe	N L	69-90

1979-80 (16-12, 3-3 A-Sun - 3rd)

Head Coach: Bill Bibb

Nov. 30	Ole Miss	A L	43-63
Dec. 3	Charleston So.	H W	90-67
Dec. 6	Central Wesleyan	H W	85-62
Dec. 15	Middle Tennessee	H L	62-63
Dec. 18	Florida	A W	69-67
Dec. 22	Middle Tennessee	A L	63-81
Jan. 3	Louisiana-Monroe	A L	77-78
Jan. 5	Evansville	H W	61-59 (OT)
Jan. 7	#6 North Carolina	H L	63-81
Jan. 10	Fredonia State	H W	71-53
Jan. 14	Georgia Southern	H W	92-70
Jan. 17	Stetson	A L	70-92
Jan. 19	Samford	A L	70-80
Jan. 22	UT-Pan American	A L	70-75
Jan. 26	Southern Miss	A L	63-72
Jan. 30	Stetson	H W	75-56
Feb. 2	Georgia State	H W	83-71
Feb. 4	Georgia Southern	A L	72-74

Feb. 7	Evansville	A L	76-92
Feb. 9	Georgia State	A W	94-78
Feb. 13	Houston Baptist	H W	84-75
Feb. 16	Centenary	H W	86-77
Feb. 18	Hardin-Simmons	H W	89-79
Feb. 20	Tulane	H W	96-79
Feb. 23	Southern Miss	H W	71-70
Feb. 28	! Samford	A W	74-68
Feb. 29	! La.-Monroe	A L	71-102
Mar. 1	! UT-Pan American	A W	90-78

! - A-Sun Tournament (Monroe, La.)

1980-81 (18-12, 10-4 A-Sun - 3rd)

A-Sun Tournament Champions

NCAA Tournament

Head Coach: Bill Bibb

Nov. 29	St. Leo	H W	93-65
Dec. 2	#10 North Carolina	A L	74-89
Dec. 6	Arkansas State	A L	52-67
Dec. 10	Mississippi	H L	58-70
Dec. 13	Columbus	H W	56-54
Dec. 15	Georgia State	A W	64-61
Dec. 29	! SE Louisiana	N W	74-67
Dec. 30	! UT-Chattanooga	A L	58-60 (OT)
Jan. 5	UNC-Greensboro	H W	88-65
Jan. 8	Centenary	H L	72-77
Jan. 10	Ark.-Little Rock	H W	71-57
Jan. 13	Tulane	A L	57-67
Jan. 17	Georgia State	H W	84-69
Jan. 20	Ark.-Little Rock	A L	58-68
Jan. 24	Samford	A W	90-79
Jan. 28	Arkansas State	H W	91-69
Jan. 31	Stetson	H L	62-63 (OT)
Feb. 5	Charleston So.	H W	74-64
Feb. 7	Georgia Southern	H W	105-70
Feb. 12	Stetson	A L	71-76
Feb. 14	Georgia Southern	A W	60-58 (OT)
Feb. 16	Samford	H L	60-61
Feb. 19	Northwestern State	H W	94-66
Feb. 21	Hardin-Simmons	H W	93-78
Feb. 26	La.-Monroe	A W	75-66
Feb. 28	Houston Baptist	A L	67-69
Mar. 5	# Ark.-Little Rock	N W	78-69
Mar. 6	# La.-Monroe	N W	59-55
Mar. 7	# Houston Baptist	N W	72-67
Mar. 12	\$ Arkansas	N L	67-73

! - Cotton States Classic (Chattanooga, Tenn.)

- A-Sun Tournament (Shreveport, La.)

\$ - NCAA Midwest Regional (Austin, Texas)

1981-82 (16-11, 8-8 A-Sun - 5th)

Head Coach: Bill Bibb

Nov. 28	UT-Pan American	A W	77-74
Dec. 2	Spring Hill	H W	73-46
Dec. 5	Stetson	A W	75-72
Dec. 8	Mississippi	A L	38-50
Dec. 12	Jacksonville	H W	83-81
Dec. 14	Georgia State	A L	58-60
Dec. 17	Fla. International	H W	89-55
Dec. 23	Jacksonville	A W	65-62
Jan. 2	Georgia State	H W	75-67
Jan. 5	Hardin-Simmons	H W	72-52
Jan. 9	Houston Baptist	H W	60-50
Jan. 11	Ark.-Little Rock	H L	67-70

YEAR-BY-YEAR RESULTS

(OT)
 Jan. 16 Georgia Southern A L 63-71
 Jan. 18 Samford H W 68-61
 Jan. 21 La.-Monroe A L 75-97
 Jan. 23 Northwestern State A L 86-98
 Jan. 27 Centenary H W 74-64
 Jan. 30 Stetson H W 77-76
 (OT)
 Feb. 6 Hardin-Simmons A L 63-68
 Feb. 8 Ark.-Little Rock A L 33-41
 Feb. 10 Georgia Southern H W 67-57
 Feb. 13 Samford A W 70-67
 (OT)
 Feb. 17 Northwestern State H W 86-81
 Feb. 20 La.-Monroe H L 65-66
 Feb. 25 Centenary A W 78-75
 Feb. 27 Houston Baptist A L 68-75
 (3OT)
 Mar. 4 ! Northwestern State L 74-85
 ! - A-Sun Tournament (Monroe, La.)
 1982-83 (13-15, 6-8 A-Sun - 5th)
 Head Coach: Bill Bibb
 Nov. 29 Auburn A L 76-85
 Dec. 1 Augusta H W 79-72
 Dec. 7 Georgia State A L 77-82
 Dec. 11 UT-Pan American H W 64-54
 Dec. 15 Mississippi H L 40-48
 Dec. 18 Coker H W 105-82
 Dec. 20 UNC-Greensboro H W 63-52
 Jan. 3 Hardin-Simmons A W 84-73
 Jan. 5 Arkansas A L 62-83
 Jan. 8 Stetson H W 81-80
 Jan. 11 Samford H W 80-74
 Jan. 15 Georgia Southern H W 52-48 (OT)
 Jan. 18 Stetson A L 73-74
 Jan. 22 Northwestern State A L 61-65
 Jan. 26 Centenary H L 65-68
 Jan. 29 Houston Baptist H L 44-51
 Jan. 31 Tennessee Tech A L 74-81
 Feb. 3 Hardin-Simmons A W 75-64
 Feb. 5 Ark.-Little Rock H L 62-71
 Feb. 9 Georgia Southern A L 55-67
 Feb. 12 Samford A L 60-61
 (OT)
 Feb. 15 Ark.-Little Rock A L 68-70
 Feb. 17 Northwestern State H W 90-74
 Feb. 19 Tennessee Tech H W 78-67
 Feb. 21 Georgia State H W 71-61
 Feb. 24 Centenary A L 85-86
 Feb. 26 Houston Baptist A W 91-82
 Mar. 5 ! Centenary A L 95-96
 (OT)
 ! - A-Sun Tournament (Shreveport, La.)
 1983-84 (14-14, 6-8 A-Sun)
 Head Coach: Bill Bibb
 Nov. 30 Flagler H W 72-59
 Dec. 3 Georgia State H W 73-66
 Dec. 6 Stetson A L 76-91
 Dec. 9 Alcorn State N W 103-101
 Dec. 10 Southern Illinois A L 71-84
 Dec. 14 Auburn H L 63-65
 Dec. 17 NC Wesleyan H W 83-53
 Dec. 19 Mississippi A L 64-82
 Dec. 21 Bethune-Cookman H W

71-62
 Jan. 5 Northwestern State H W 81-65
 Jan. 7 Centenary H W 95-82
 Jan. 12 Samford A L 78-81
 Jan. 14 Ark.-Little Rock A L 73-75
 (2OT)
 Jan. 18 Stetson H L 68-70
 Jan. 21 Georgia Southern A W 57-54
 Jan. 26 Houston Baptist H L 50-55
 Jan. 28 Hardin-Simmons H L 62-65
 (OT)
 Feb. 2 Northwestern State A L 70-75
 Feb. 4 Centenary A L 68-70
 Feb. 9 Samford H W 82-78
 Feb. 11 Ark.-Little Rock H W 86-78
 Feb. 15 Georgia State A W 97-87
 Feb. 18 Georgia Southern H W 72-68
 Feb. 22 Georgia College H W 104-72
 Feb. 25 Hardin-Simmons A L 68-71
 Feb. 27 Houston Baptist A L 57-73
 Mar. 3 ! Georgia Southern A W 80-77
 Mar. 8 # Samford A L 80-84
 ! - A-Sun Tournament (Stateboro, Ga.)
 # - A-Sun Tournament (Houston, Texas)
 1984-85 (22-9, 10-4 A-Sun)
 A-Sun Tournament Champions
 NCAA Tournament
 Head Coach: Bill Bibb
 Nov. 28 Augusta H W 84-72
 Dec. 1 Georgia College H W 74-62
 Dec. 4 Stetson A W 89-71
 Dec. 8 Auburn A L 69-70
 Dec. 13 Augusta A W 91-57
 Dec. 19 Bethune-Cookman H W 75-60
 Dec. 22 Tennessee Tech H W 81-76
 Dec. 28 Stanford N W 90-72
 Dec. 29 Texas A L 68-69
 Jan. 5 Georgia Southern A W 71-60
 Jan. 7 Fredonia State H W 74-47
 Jan. 10 Samford A L 69-76
 Jan. 12 Georgia State A W 93-82
 Jan. 17 Hardin-Simmons H W 88-73
 Jan. 19 Houston Baptist H L 57-58
 Jan. 21 Stetson H L 53-61
 Jan. 24 Centenary A W 73-58
 Jan. 26 Ark.-Little Rock A W 74-66
 Jan. 30 Florida A&M H W 83-72
 Feb. 2 Georgia Southern H W 75-64
 Feb. 7 Samford H W 92-80
 Feb. 9 Georgia State H W 81-62
 Feb. 14 Hardin-Simmons A L 67-70
 Feb. 16 Houston Baptist A W 90-77
 Feb. 21 Centenary H W 93-69
 Feb. 23 Ark.-Little Rock H L 72-79
 Feb. 25 Florida A&M A L 87-100
 Mar. 2 ! Centenary H W 74-70
 (OT)
 Mar. 7 # Houston Baptist N W 69-65
 Mar. 8 # Ark.-Little Rock N W 105-96
 Mar. 15 \$ Georgia Tech N L 58-65
 ! - A-Sun Tournament (Macon, Ga.)
 # - A-Sun Tournament (Statesboro, Ga.)
 \$ - NCAA Tournament (Atlanta, Ga.)
 1985-86 (15-14, 6-8 A-Sun)

Head Coach: Bill Bibb
 Nov. 23 Georgia College H W 74-61
 Nov. 26 Florida Tech H W 78-65
 Nov. 30 Stetson A L 72-75
 Dec. 2 Central Florida A W 81-67
 Dec. 6 UT-Chattanooga A W 61-59
 Dec. 7 Georgia Southern N L 52-54
 Dec. 10 Bethune-Cookman H W 53-52
 Dec. 14 Alabama A L 49-92
 Dec. 19 Augusta A L 55-57
 (OT)
 Dec. 21 Tennessee Tech A L 55-66
 Jan. 4 Georgia Southern H W 61-56
 Jan. 9 Samford H L 73-74
 (OT)
 Jan. 11 Georgia State H W 97-75
 Jan. 16 Centenary A W 85-73
 Jan. 18 Ark.-Little Rock A L 76-91
 Jan. 23 Hardin-Simmons H L 47-68
 Jan. 25 Houston Baptist H L 55-61
 Jan. 28 Stetson H W 67-53
 Feb. 1 Georgia Southern A W 62-55
 Feb. 6 Samford A L 64-74
 Feb. 8 Georgia State A W 70-66
 Feb. 13 Centenary H W 73-72
 Feb. 15 Ark.-Little Rock H L 56-57
 Feb. 17 Augusta H W 76-45
 Feb. 20 Hardin-Simmons A L 63-77
 Feb. 22 Houston Baptist A L 77-87
 Feb. 25 Central Florida H L 69-62
 Mar. 1 ! Hardin-Simmons A W 70-61
 Mar. 6 # Ark.-Little Rock A L 66-81
 ! - A-Sun Tournament (Hardin-Simmons)
 # - A-Sun Tournament (Little Rock, Ark.)
 1986-87 (12-16, 7-11 A-Sun)
 Head Coach: Bill Bibb
 Nov. 29 UNC-Greensboro H W 65-45
 Dec. 1 Bethune-Cookman A W 84-73
 Dec. 5 Western Kentucky A L 67-98
 Dec. 6 Murray State N W 51-50
 Dec. 10 Augusta A L 61-67
 Dec. 13 Bethune-Cookman H W 71-56
 Dec. 15 Florida Tech H W 76-68
 Dec. 18 Georgia State H W 78-71
 Jan. 3 Stetson H L 56-57
 Jan. 5 Georgia Southern H L 54-55
 Jan. 8 Centenary H W 85-78
 Jan. 10 Houston Baptist H W 60-57
 (OT)
 Jan. 15 Samford A W 68-61
 Jan. 17 Ark.-Little Rock A L 71-90
 Jan. 22 Hardin-Simmons H L 105-107
 (2OT)
 Jan. 24 UT-San Antonio H W 88-77
 Jan. 26 Augusta H L 56-59
 Jan. 31 Georgia State A L 60-64
 Feb. 2 South Florida A L 53-70
 Feb. 4 Stetson A L 65-71
 Feb. 7 Georgia Southern A L 64-69
 Feb. 12 Centenary A L 70-74
 Feb. 14 Houston Baptist A L 70-89
 Feb. 19 Samford H W 89-67
 Feb. 21 Ark.-Little Rock H L 63-65

YEAR-BY-YEAR RESULTS

Feb. 26 Hardin-Simmons A W 75-73
 Feb. 28 UT-San Antonio A L 71-84
 Mar. 5 ! Stetson N L 68-75
 ! - A-Sun Tournament (Pine Bluff, Ark.)

1987-88 (15-14, 8-10 A-Sun)

Head Coach: Bill Bibb

Dec. 1 Fort Valley State H W 110-64
 Dec. 5 Clemson A L 68-103
 Dec. 9 Augusta H W 71-68
 Dec. 12 Mississippi State A L 50-66
 Dec. 16 Auburn A L 48-80
 Dec. 19 Florida Tech H W 80-78
 Dec. 21 Augusta A W 71-64
 Dec. 28 Long Island N W 85-71
 Dec. 29 Central Connecticut A W 76-68
 Jan. 2 Georgia State H W 84-75
 Jan. 7 Stetson A L 67-79
 Jan. 9 Georgia Southern A L 58-70
 Jan. 14 Centenary H W 75-73
 Jan. 16 Houston Baptist H W 75-58
 Jan. 21 Samford A L 70-73
 Jan. 23 Ark.-Little Rock A W 77-59
 Jan. 28 Hardin-Simmons H L 75-77
 Jan. 30 UT-San Antonio H W 78-77
 Feb. 6 Georgia State A W 80-78
 Feb. 11 Stetson H W 86-74
 Feb. 13 Georgia Southern H W 63-60
 Feb. 18 Centenary A L 83-90
 Feb. 20 Houston Baptist A L 57-69
 Feb. 27 Ark.-Little Rock H L 78-84
 Feb. 29 Samford H W 68-64
 Mar. 3 Hardin-Simmons A L 78-80
 Mar. 5 UT-San Antonio A L 85-108
 Mar. 10 ! Hardin-Simmons N W 57-52
 Mar. 11 ! Georgia Southern N L 52-60
 ! - A-Sun Tournament (Daytona Beach, Fla.)

1988-89 (14-14, 9-9 A-Sun)

Head Coach: Bill Bibb

Nov. 30 Fort Valley State H W 97-56
 Dec. 3 Auburn A L 66-87
 Dec. 7 Augusta H W 87-80
 Dec. 10 Mississippi State N L 63-74
 Dec. 13 Shorter H W 80-47
 Dec. 17 Georgia State H W 90-89 (OT)
 Dec. 19 Augusta A W 81-70
 Dec. 28 Georgetown N L 55-80
 Dec. 29 Rider N L 73-75
 Jan. 5 Stetson A L 64-81
 Jan. 7 Georgia Southern A L 78-81
 Jan. 12 Hardin-Simmons H L 43-46
 Jan. 14 UT-San Antonio H W 77-72
 Jan. 19 Centenary A L 65-74
 Jan. 21 Houston Baptist A L 72-87
 Jan. 26 Samford H W 69-68
 Jan. 28 Ark.-Little Rock H L 82-103
 Jan. 31 Georgia Southern H L 61-66
 Feb. 6 Stetson H W 83-76
 Feb. 9 UT-San Antonio A L 78-80
 Feb. 11 Hardin-Simmons A W 79-77 (OT)
 Feb. 16 Houston Baptist H W 80-73
 Feb. 18 Centenary H W 102-92 (2OT)
 Feb. 23 #19 Ark.-Little Rock A W 75-72

Feb. 25 Samford A W 57-55
 Feb. 28 Armstrong State H W 61-54
 Mar. 4 Georgia State A L 76-94
 Mar. 7 ! Centenary N L 74-76
 ! - A-Sun Tournament (Little Rock, Ark.)

1989-90 (7-20, 2-14 A-Sun)

Head Coach: Brad Siegfried

Nov. 24 Va. Commonwealth A L 60-79
 Nov. 28 Covenant H W 87-71
 Dec. 1 Baylor A L 58-100
 Dec. 2 U.S. International N W 55-53
 Dec. 4 UNC-Asheville H L 59-74
 Dec. 8 Drake A L 48-85
 Dec. 9 Long Island N W 70-69
 Dec. 11 Georgia A L 57-85
 Dec. 13 Augusta H W 64-58
 Dec. 16 Centenary A L 56-87
 Jan. 6 Georgia State H W 65-53
 Jan. 11 Hardin-Simmons H L 53-56
 Jan. 13 UT-San Antonio H L 52-71
 Jan. 18 Ark.-Little Rock A L 48-65
 Jan. 20 Samford A L 57-64
 Jan. 25 Georgia Southern H L 50-71
 Jan. 27 Stetson H L 58-68
 Jan. 31 Georgia State H W 77-67
 Feb. 3 Miami A L 47-53
 Feb. 8 UT-San Antonio A L 71-87
 Feb. 10 Hardin-Simmons A L 65-69
 Feb. 15 Samford H L 51-57
 Feb. 17 Ark.-Little Rock H L 70-82
 Feb. 22 Stetson A L 70-78
 Feb. 24 Georgia Southern A L 79-84 (OT)
 Feb. 28 LaGrange H W 94-74
 Mar. 3 Centenary H L 91-99

1990-91 (2-25, 1-13 A-Sun)

Head Coach: Brad Siegfried

Nov. 28 Furman H L 83-100
 Nov. 30 Marshall A L 64-92
 Dec. 1 Texas A&M N L 65-72
 Dec. 3 UNC-Asheville A L 72-84
 Dec. 6 Central Florida A L 74-111
 Dec. 8 Georgia H L 50-117
 Dec. 10 Ohio H L 69-74
 Dec. 13 Memphis A L 48-99
 Dec. 17 UT-Chattanooga A L 69-88
 Dec. 31 Augusta A L 51-75
 Jan. 2 South Carolina A L 67-103
 Jan. 5 Butler H W 72-66
 Jan. 10 Samford A L 67-72
 Jan. 12 Ark.-Little Rock A L 60-96
 Jan. 19 Georgia Southern H L 66-71
 Jan. 21 Stetson H L 54-83
 Jan. 26 Georgia State A L 61-98
 Jan. 31 Centenary A L 51-58
 Feb. 2 UT-San Antonio A L 68-87
 Feb. 7 Samford H W 61-55
 Feb. 9 Ark.-Little Rock H L 40-54
 Feb. 14 Stetson A L 55-68
 Feb. 16 Georgia Southern A L 64-78
 Feb. 25 Georgia State H L 50-55
 Feb. 28 Centenary H L 79-91
 Mar. 2 UT-San Antonio H L 63-91
 Mar. 5 ! UT-San Antonio N L 55-77
 ! - A-Sun Tournament (DeLand, Fla.)

1991-92 (11-18, 7-9 A-Sun)

Head Coach: Bill Hodges

Nov. 26 Georgia A L 64-84
 Nov. 30 Furman A L 74-85
 Dec. 3 North Georgia H W 98-62
 Dec. 6 Colorado A L 61-78
 Dec. 7 Long Island N W 103-71
 Dec. 9 Butler A L 73-96
 Dec. 14 UT-Chattanooga H W 73-69
 Dec. 19 Georgia State H L 78-79 (OT)
 Dec. 21 Tulane A L 56-82
 Dec. 28 Georgia Tech A L 67-97
 Jan. 2 St. Bonaventure H L 63-73
 Jan. 9 Georgia State A L 70-80
 Jan. 11 Samford A L 55-73
 Jan. 16 SE Louisiana H W 81-65
 Jan. 18 Centenary H W 80-66
 Jan. 20 Florida State A L 64-78
 Jan. 25 Georgia Southern H L 75-90
 Jan. 30 Florida Int'l A W 81-58
 Feb. 1 Stetson A L 78-87
 Feb. 8 Samford H L 54-56
 Feb. 10 South Carolina H W 61-59
 Feb. 13 SE Louisiana A W 83-73
 Feb. 15 Centenary A L 75-77
 Feb. 19 UNC-Asheville H L 66-71
 Feb. 22 Georgia Southern A L 74-81
 Feb. 27 Florida Int'l H W 76-66
 Feb. 29 Stetson H W 79-66
 Mar. 5 ! Fla. International N W 98-72
 Mar. 6 ! Georgia State A L 68-75
 ! - A-Sun Tournament (Atlanta, Ga.)

1992-93 (13-14, 7-5 A-Sun)

Head Coach: Bill Hodges

Dec. 1 Brewton-Parker H W 82-60
 Dec. 5 LSU A L 48-82
 Dec. 7 Valdosta State H W 88-80
 Dec. 12 Fort Valley State H W 98-66
 Dec. 14 Central Florida A W 81-78
 Dec. 18 Iowa State A L 46-87
 Dec. 20 Illinois A L 58-77
 Dec. 30 Clemson A L 69-87
 Jan. 2 South Carolina A L 66-68
 Jan. 4 Tulane H L 52-70
 Jan. 7 Georgia State H W 77-69
 Jan. 9 Samford H W 81-68
 Jan. 11 Charleston H L 55-56
 Jan. 14 SE Louisiana A W 73-58
 Jan. 16 Centenary A L 82-89
 Jan. 23 Georgia A L 79-88
 Jan. 28 Florida Int'l H W 64-61
 Jan. 30 Stetson H W 75-70
 Feb. 4 Georgia State A L 57-58
 Feb. 6 Samford A L 71-89
 Feb. 11 SE Louisiana H W 98-77
 Feb. 13 Centenary H W 93-82
 Feb. 15 Central Florida H W 93-84
 Feb. 18 UNC-Asheville A W 74-69
 Feb. 20 Charleston A L 61-62
 Feb. 25 Florida Int'l A L 65-67
 Feb. 27 Stetson A L 87-94

1993-94 (5-24, 3-14 A-Sun)

Head Coach: Bill Hodges

Nov. 27 St. Louis A L 52-86
 Nov. 30 North Georgia H W 73-72
 Dec. 4 Shorter H W 76-60
 Dec. 6 Tulane A L 52-85
 Dec. 11 Georgia Tech A L 69-86
 Dec. 17 Hawaii A L 67-92
 Dec. 18 Texas State N L 51-69

YEAR-BY-YEAR RESULTS

Dec. 28 Tennessee	A L	45-67
Dec. 30 Missouri	A L	50-78
Jan. 3 Georgia State	H L	60-70
Jan. 8 Charleston	H W	74-64
Jan. 10 Clemson	H L	71-88
Jan. 13 Stetson	A L	63-67
Jan. 15 Central Florida	A W	67-58
Jan. 20 SE Louisiana	H L	59-67
Jan. 22 Centenary	H L	81-90
Jan. 27 Samford	A L	81-86 (OT)
Jan. 29 Florida Int'l	A L	55-69
Feb. 5 Charleston	A L	51-82
Feb. 10 Central Florida	H L	79-85
Feb. 12 Stetson	H L	71-80
Feb. 14 Alabama	A L	63-88
Feb. 17 Centenary	A L	73-89
Feb. 19 SE Louisiana	A L	56-78
Feb. 21 Butler	H L	61-81
Feb. 24 Samford	H W	77-64
Feb. 26 Florida Int'l	H L	71-90
Feb. 28 Georgia State	A L	67-75
Mar. 5 ! Central Florida	A L	68-90

! - A-Sun Tournament (Orlando, Fla.)

1994-95 (15-14, 8-8 A-Sun)

Head Coach: Bill Hodges

Nov. 28 St. Leo	H W	86-80
Dec. 3 Georgia	H L	71-81
Dec. 5 Clemson	A L	51-70
Dec. 10 Indiana State	A W	81-74
Dec. 12 Butler	A W	74-59
Dec. 17 Missouri	A L	73-74
Dec. 19 Illinois	A L	66-90
Dec. 28 North Georgia	H W	91-73
Jan. 7 Charleston	A W	69-64
Jan. 9 Campbell	A W	77-57
Jan. 12 Centenary	H W	107-101
Jan. 14 SE Louisiana	H L	78-102
Jan. 19 Central Florida	A W	82-79 (OT)
Jan. 21 Florida Int'l	A W	86-76 (OT)
Jan. 26 Charleston	H L	70-73
Jan. 28 Georgia State	H L	71-88
Jan. 30 Samford	H L	73-77
Feb. 2 Florida Atlantic	A L	66-69
Feb. 4 Stetson	A W	87-82
Feb. 9 SE Louisiana	A L	78-87
Feb. 11 Stetson	H L	79-92
Feb. 13 Florida Atlantic	H W	95-58
Feb. 16 Georgia State	A L	66-84
Feb. 18 Samford	A W	94-90
Feb. 23 Florida Int'l	H W	73-70
Feb. 25 Central Florida	H L	90-92
Mar. 2 ! Centenary	N W	90-88
Mar. 3 ! Georgia State	N W	81-71
Mar. 4 ! Fla. International	N L	57-68

! - A-Sun Tournament (Orlando, Fla.)

1995-96 (15-14, 7-9 A-Sun)

Head Coach: Bill Hodges

Nov. 24 Western Carolina	N W	87-83
Nov. 25 New Mexico	A L	72-107
Nov. 29 North Georgia	H W	97-78
Dec. 2 Wofford	H W	76-58
Dec. 6 Wofford	A W	68-56
Dec. 13 Augusta	H W	91-67
Dec. 16 Alabama	A L	73-100
Dec. 19 Indiana State	H W	71-64
Dec. 21 Georgia	A L	68-95
Dec. 31 Minnesota	A L	56-92
Jan. 4 Charleston	A L	65-98
Jan. 6 Campbell	A L	57-60
Jan. 11 Florida Atlantic	H L	59-67
Jan. 13 Florida Int'l	H L	59-67

Jan. 18 UCF	A W	67-65
Jan. 20 Stetson	H W	77-67
Jan. 25 Jacksonville State	A W	99-95
Jan. 27 Samford	A W	63-58
Feb. 1 Centenary	H W	89-66
Feb. 3 SE Louisiana	H L	62-78
Feb. 5 Georgia State	A W	96-90 (OT)
Feb. 8 Centenary	A L	77-87
Feb. 10 SE Louisiana	A L	88-94
Feb. 17 Georgia State	H L	66-74
Feb. 22 Samford	H L	71-78
Feb. 24 Jacksonville State	H W	78-69
Feb. 29 ! Centenary	N W	72-61
Mar. 1 ! Fla. International	N W	101-76
Mar. 2 ! Central Florida	N L	77-86

1996-97 (3-23, 1-15 A-Sun)

Head Coach: Bill Hodges

Nov. 23 Brewton-Parker	H L	60-76
Dec. 2 North Georgia	H W	93-90 (OT)
Dec. 6 Long Beach State	N L	45-76
Dec. 7 Cornell	N L	39-67
Dec. 14 Georgia Southern	A L	58-73
Dec. 17 Western Carolina	H L	84-93
Dec. 19 Missouri	A L	63-90
Dec. 31 Minnesota	A L	53-94
Jan. 2 Charleston	H L	64-88
Jan. 4 Campbell	H L	56-88
Jan. 9 Florida Atlantic	A L	64-81
Jan. 11 Florida Int'l	A L	69-78
Jan. 16 UCF	H L	60-77
Jan. 18 Stetson	A L	67-75
Jan. 23 Jacksonville State	H L	61-69
Jan. 25 Samford	H L	72-75 (OT)
Jan. 30 Centenary	A L	61-95
Feb. 1 SE Louisiana	A L	58-74
Feb. 3 Georgia State	H L	72-80
Feb. 6 Centenary	H W	77-69
Feb. 8 SE Louisiana	H L	71-84
Feb. 10 Wofford	H W	77-75
Feb. 15 Wofford	A L	72-97
Feb. 18 Georgia State	A L	57-82
Feb. 20 Samford	A L	76-96
Feb. 22 Jacksonville State	A L	44-78

1997-98 (5-21, 2-14 A-Sun)

Head Coach: Mark Slonaker

Nov. 13 Piedmont	H W	91-67
Nov. 17 Winthrop	H W	86-75
Nov. 20 Georgia	A L	58-78
Nov. 24 Furman	H L	65-76
Nov. 29 Kansas State	A L	60-89
Dec. 1 North Georgia	H W	82-76
Dec. 3 Coastal Carolina	A L	63-68
Dec. 7 Western Carolina	A L	65-71
Dec. 9 Georgia Southern	H L	71-72
Dec. 21 Duke	A L	64-126
Jan. 3 Central Florida	H L	72-82
Jan. 5 Stetson	H L	64-76
Jan. 7 Florida Atlantic	H L	55-56
Jan. 10 Florida Int'l	A L	68-83
Jan. 15 Centenary	A L	59-82
Jan. 17 Troy State	A L	67-71
Jan. 22 Samford	H W	70-53
Jan. 24 Jacksonville State	H W	

97-82		
Jan. 31 Charleston	A L	47-67
Feb. 2 Campbell	A L	59-63
Feb. 7 Georgia State	A L	70-84
Feb. 12 Troy State	H L	74-75
Feb. 14 Centenary	H L	64-77
Feb. 17 Georgia State	H L	57-73
Feb. 19 Jacksonville State	A L	80-86
Feb. 21 Samford	A L	59-81

1998-99 (8-18, 5-11 A-Sun)

Head Coach: Mark Slonaker

Nov. 13 Georgia	A L	61-96
Nov. 16 Winthrop	A L	63-96
Nov. 19 Kentucky	A L	51-82
Nov. 21 Wake Forest	A L	66-81
Nov. 28 Coastal Carolina	H W	77-73
Dec. 5 Covenant	H W	71-62
Dec. 9 Furman	A L	67-68
Dec. 19 UNC-Asheville	H W	64-59
Dec. 29 Wichita State	A L	43-83
Dec. 30 Miss. Valley State	N L	63-71
Jan. 2 Jacksonville State	A W	80-73 (OT)
Jan. 4 Samford	H L	59-72
Jan. 7 Jacksonville State	H W	66-63
Jan. 9 Samford	A L	58-80
Jan. 14 Troy State	A W	81-65
Jan. 16 Campbell	H L	56-59
Jan. 19 Georgia State	H L	76-86
Jan. 23 Stetson	A L	67-85
Jan. 25 Jacksonville	A L	44-71
Feb. 1 Centenary	H L	52-55
Feb. 4 Central Florida	A L	64-69
Feb. 6 Florida Atlantic	A W	92-83
Feb. 13 Jacksonville	H L	61-65
Feb. 15 Stetson	H L	43-60
Feb. 18 Troy State	H W	90-89
Feb. 20 Georgia State	A L	44-74

1999-2000 (12-21, 7-11 A-Sun)

Head Coach: Mark Slonaker

Nov. 19 Georgia Tech	A L	79-91
Nov. 22 Toccoa Falls	H W	108-67
Nov. 26 Arkansas	N L	54-71
Nov. 27 Hawaii-Hilo	A W	68-64
Nov. 28 Rhode Island	N L	59-65
Dec. 4 Florida Atlantic	A W	92-73
Dec. 6 Stetson	H L	74-77
Dec. 8 Georgia Southern	A L	68-73
Dec. 18 Arkansas	A L	60-85
Dec. 21 Western Carolina	H L	78-85
Dec. 23 Georgia	A L	54-88
Dec. 28 Utah State	A L	55-74
Dec. 29 Idaho State	N L	73-80
Jan. 2 UNC-Asheville	A W	82-73
Jan. 5 Central Florida	A L	77-93
Jan. 8 Troy State	A L	66-69
Jan. 13 Jacksonville State	H L	65-69
Jan. 15 Samford	H L	51-63
Jan. 20 Campbell	A W	76-74
Jan. 22 Georgia State	A L	51-66
Jan. 25 Jacksonville	H W	72-70 (2OT)
Jan. 29 Campbell	H L	50-53
Jan. 31 Georgia State	H L	53-68
Feb. 3 Jacksonville	A L	65-68 (OT)
Feb. 5 Stetson	A W	86-74
Feb. 10 UCF	H W	67-65

YEAR-BY-YEAR RESULTS

Feb. 12 Florida Atlantic H W 58-57
 Feb. 19 Troy State H W 69-68
 Feb. 24 Samford A L 57-61
 Feb. 26 Jacksonville State A L
 79-80 (OT)
 Mar. 3 ! Jacksonville N W 55-48
 Mar. 4 ! Troy State N W 79-75
 Mar. 5 ! UCF N L 79-84
 ! - A-Sun Tournament (Jacksonville, Fla.)

2000-01 (13-15, 10-8 A-Sun)
 Head Coach: Mark Slonaker
 Nov. 20 Auburn A W 92-88
 Nov. 25 UNC-Asheville H L 60-76
 Nov. 29 South Carolina A L 57-71
 Dec. 2 Central Florida H W 69-68
 Dec. 4 Stetson A W80-76 (OT)
 Dec. 6 Savannah State H W 101-66
 Dec. 9 Georgia Southern H L
 77-92
 Dec. 12 Western Carolina A W 66-63
 Dec. 20 Arizona State A L 42-59
 Dec. 23 New Mexico A L 62-69
 Dec. 30 Harvard H L 51-65
 Jan. 4 Florida Atlantic H L 77-78
 Jan. 6 Troy State A L 72-83
 Jan. 11 Samford A W67-58 (OT)
 Jan. 13 Jacksonville State A L
 64-71
 Jan. 18 Georgia State H L 81-87
 Jan. 20 Campbell H W 78-60
 Jan. 22 Jacksonville A L 69-72
 Jan. 27 Georgia State A L 77-86
 Jan. 29 Campbell H W 66-62
 Feb. 1 Stetson H W 81-72
 Feb. 3 Jacksonville H L 55-68
 Feb. 8 Florida Atlantic A W 70-69
 Feb. 10 Central Florida A W 82-74
 Feb. 17 Troy State H L 56-61
 Feb. 22 Jacksonville State H W
 70-60
 Feb. 24 Samford H W 72-60
 Mar. 1 ! Stetson N L 67-71
 ! - A-Sun Tournament (Atlanta, Ga.)

2001-02 (6-23, 4-16 A-Sun)
 Head Coach: Mark Slonaker
 Nov. 16 Howard N L68-76 (OT)
 Nov. 17 Minnesota A L 59-80
 Nov. 23 Hawaii N L 72-89
 Nov. 24 S.C. State N W 72-61
 Nov. 25 LSU N L 54-84
 Nov. 29 Samford H L 60-69
 Dec. 1 Jacksonville State H W
 71-53
 Dec. 6 Georgia State A L 79-90
 Dec. 8 Georgia Southern A L
 69-92
 Dec. 20 Fort Valley State H W 61-52
 Dec. 28 Iowa A L 43-77
 Dec. 30 South Carolina A L 52-88
 Jan. 2 Campbell A L76-77 (OT)
 Jan. 7 Belmont A L 65-87
 Jan. 10 Florida Atlantic H L 73-94
 Jan. 12 Central Florida H L 71-81
 Jan. 17 Jacksonville A L 62-75
 Jan. 19 Stetson A L 71-76
 Jan. 23 Troy State A L 65-71
 Jan. 26 Jacksonville H L 58-74
 Jan. 28 Stetson H L 55-58
 Feb. 2 UCF A L 53-86
 Feb. 4 Florida Atlantic A L 71-72
 Feb. 7 Belmont H W 81-68
 Feb. 11 Troy State H W 72-71
 Feb. 14 Georgia State H L 74-82
 Feb. 16 Campbell H W88-85 (OT)

Feb. 21 Jacksonville State A L
 68-95
 Feb. 23 Samford A L 49-69

2002-03 (23-6, 14-2 A-Sun)
 Atlantic Sun Conference Champions
 Head Coach: Mark Slonaker
 Nov. 23 Elon A W 79-67
 Nov. 27 Florida State A L 47-83
 Nov. 29 Iowa State A L 61-90
 Dec. 2 Reinhardt H W 85-62
 Dec. 5 Georgia Southern H W
 80-72
 Dec. 10 Morris Brown A W 89-67
 Dec. 19 Harvard A L 76-84
 Jan. 2 Savannah State A W 84-66
 Jan. 4 Stetson A W 86-72
 Jan. 6 Jacksonville A W 71-68
 Jan. 11 Florida Atlantic H W 86-79
 Jan. 13 Central Florida H W 85-63
 Jan. 17 Troy State A L 61-89
 Jan. 20 UNC-Asheville A W 86-62
 Jan. 23 Samford A W 74-68
 Jan. 27 Belmont H L 67-69
 Jan. 30 Campbell A W 77-62
 Feb. 1 Gardner-Webb A W 76-64
 Feb. 6 Jacksonville State H W
 84-78
 Feb. 8 Georgia State H W 88-80
 Feb. 13 Morris Brown H W 90-83
 Feb. 15 Troy State H W 83-80
 Feb. 17 Savannah State H W 97-72
 Feb. 20 Florida Atlantic A W 87-72
 Feb. 22 Central Florida A W 69-66
 Feb. 27 Jacksonville H W 73-63
 Mar. 1 Stetson H W 101-84
 Mar. 6 ! Jacksonville N W 73-57
 Mar. 7 ! Central Florida N L 59-79
 ! - A-Sun Tournament (Atlanta, Ga.)

2003-04 (12-18, 9-11 A-Sun)
 Head Coach: Mark Slonaker
 Nov. 15 Ohio N W 67-64
 Nov. 16 Xavier A L 58-72
 Nov. 17 Illinois-Chicago N L 64-75
 Nov. 26 #12 Illinois A L 61-93
 Nov. 28 Iowa State A L 64-87
 Dec. 1 Georgia Southern A L
 78-88
 Dec. 4 Lipscomb H W 88-80
 Dec. 6 Belmont H W 72-70
 Dec. 9 Fort Valley State H W 94-77
 Dec. 17 Elon H W 80-63
 Dec. 27 Alabama A L 44-101
 Jan. 3 Florida Atlantic A L 72-90
 Jan. 5 UCF A L 56-60
 Jan. 8 Gardner-Webb H W 72-56
 Jan. 10 Campbell H W 92-86
 Jan. 16 Georgia State A L 66-79
 Jan. 19 Troy State H L 66-82
 Jan. 22 Stetson A L 68-77
 Jan. 24 Jacksonville A L83-88 (OT)
 Jan. 27 Georgia State H W 73-55
 Jan. 30 Stetson H W 76-62
 Feb. 1 Jacksonville H W 75-62
 Feb. 8 Troy State A L 77-81
 Feb. 12 Campbell A L 66-69
 Feb. 14 Gardner-Webb A L 77-85
 Feb. 19 UCF H L 58-83
 Feb. 21 Florida Atlantic H W 85-79
 Feb. 26 Belmont A L 70-81
 Feb. 28 Lipscomb A W 88-77
 Mar. 4 ! Belmont A L 63-71
 ! - A-Sun Championship, Nashville, Tenn.

2004-05 (16-12, 11-9 A-Sun)

Head Coach: Mark Slonaker
 Nov. 20 Albany State H W 74-60
 Nov. 23 Maryland A L 67-93
 Nov. 29 Georgia Southern H W
 103-94 (2OT)
 Dec. 2 Stetson A W 89-76
 Dec. 4 Jacksonville A W 71-67
 Dec. 7 Ft. Valley State H W 89-66
 Dec. 22 Ohio State A L 77-102
 Dec. 30 Savannah State A W 98-81
 Jan. 3 Florida Atlantic H L 101-104
 (3OT)
 Jan. 5 UCF H W 80-71
 Jan. 8 Belmont A L 73-74
 Jan. 10 Lipscomb A W 82-73
 Jan. 13 Campbell H W 90-72
 Jan. 15 Gardner-Webb H W 74-69
 Jan. 21 Troy A L 70-97
 Jan. 23 Georgia State A L 61-72
 Jan. 28 Georgia State H L 60-65
 Jan. 31 Troy H W 105-101
 Feb. 3 Campbell A W 83-77
 Feb. 5 Gardner-Webb A L 72-81
 Feb. 8 Savannah State H W 94-62
 Feb. 11 Lipscomb H L 64-69
 Feb. 13 Belmont H L 63-65
 Feb. 17 UCF A L 65-79
 Feb. 19 Florida Atlantic A W 107-88
 Feb. 25 Stetson H W 74-73
 Feb. 27 Jacksonville H W 88-61
 Mar. 3 ! UCF N L 68-81
 ! - A-Sun Championship, Nashville, Tenn.

2005-06 (9-19, 7-13 A-Sun)
 Head Coach: Mark Slonaker
 Nov. 22 Georgia Southern A L
 79-98
 Dec. 1 Savannah State H W 88-63
 Dec. 3 Campbell A L 80-86
 Dec. 5 Gardner-Webb A L58-67 (OT)
 Dec. 18 Oklahoma State A L 61-97
 Dec. 22 Colorado A L 74-117
 Dec. 29 Howard # N L 74-78
 Dec. 30 Maine # N L 64-72
 Jan. 2 Jacksonville H W 90-81
 Jan. 4 North Florida H W 77-71
 Jan. 7 Florida Atlantic A L 80-91
 Jan. 11 Belmont A L 60-96
 Jan. 14 Lipscomb A L 66-83
 Jan. 19 Kennesaw State H L 57-63
 Jan. 21 East Tennessee St H L
 81-104
 Jan. 24 Stetson A W82-81 (OT)
 Jan. 28 Kennesaw State A W 77-70
 Jan. 30 East Tennessee St A L
 81-84
 Feb. 2 Belmont H L 72-78
 Feb. 4 Lipscomb H L 66-83
 Feb. 7 Florida Atlantic H W 74-73
 Feb. 10 Stetson H L 72-73
 Feb. 13 Savannah State A W 77-60
 Feb. 17 Jacksonville A W93-90 (OT)
 Feb. 19 North Florida A W 77-71
 Feb. 23 Gardner-Webb H L 67-77
 Feb. 25 Campbell H L 69-71
 Mar. 3 ! Lipscomb N L 62-78
 # - Dr Pepper Classic at UT-Chattanooga
 ! - A-Sun Championship, Johnson City,
 Tenn.

2006-07 (13-17, 8-10 A-Sun)
 Head Coach: Mark Slonaker
 Nov. 12 #9 Wisconsin A L 48-72
 Nov. 14 Savannah State A L 61-71
 Nov. 18 Emory H W 89-71

YEAR-BY-YEAR RESULTS

Nov. 27 Georgia Southern	H	L	59-61
Nov. 30 East Tennessee St.	H	L	70-76
Dec. 2 Kennesaw State	H	W84-77 (OT)	
Dec. 4 Charleston Southern	H	W	78-59
Dec. 7 Ft. Valley State	H	W	79-74
Dec. 9 VMI	A	W	105-103
Dec. 21 Oregon State	A	L	62-93
Dec. 23 #21 Oregon	A	L	64-84
Dec. 30 Furman	A	L	69-83
Jan. 2 Stetson	H	W	84-63
Jan. 7 Belmont	A	L	47-72
Jan. 9 Lipscomb	A	L	68-89
Jan. 13 Campbell	H	W	94-93
Jan. 15 Gardner-Webb	H	W	85-74
Jan. 18 Jacksonville	A	L	77-87
Jan. 20 North Florida	A	W	77-58
Jan. 24 Savannah State	H	W	68-64
Jan. 26 Stetson	A	W	78-66
Feb. 1 Lipscomb	H	L	50-62
Feb. 3 Belmont	H	L	77-84
Feb. 8 Gardner-Webb	A	L	68-69
Feb. 10 Campbell	A	W	81-80
Feb. 16 Jacksonville	H	L	97-101 (OT)
Feb. 18 North Florida	H	W	69-59
Feb. 22 Kennesaw State	A	L	51-87
Feb. 24 East Tennessee St.	A	L	89-112
Mar. 1 ! Lipscomb	N	L	49-85

2007-08 (11-19, 6-10 A-Sun)
Head Coach: Mark Slonaker

Nov. 10 No. 18 Southern Cal	A	W	96-81
Nov. 13 Alabama	H	L	83-90
Nov. 16 Harvard	A	L	73-91
Nov. 18 Boston College	A	L	73-56
Nov. 24 Loyola Marymount	H	L	92-97 (OT)
Nov. 26 Georgia Southern	A	L	69-80
Dec. 3 Charleston Southern	A	W	93-92
Dec. 5 Furman	H	W	75-59
Dec. 8 Sewanee	H	W	76-62
Dec. 19 Auburn	A	L	59-68
Dec. 29 #College of Charleston	A	L	74-84
Dec. 30 #South Carolina State	A	N	76-73
Jan. 2 VMI	H	L	99-102
Jan. 5 Kennesaw State	A	W77-75 (OT)	
Jan. 10 UNF	H	W	89-68
Jan. 12 Jacksonville	H	L	70-72
Jan. 17 Florida Gulf Coast	A	W	99-77
Jan. 19 Stetson	A	L	74-76
Jan. 24 Lipscomb	H	W	84-82
Jan. 26 Belmont	H	L	82-93
Feb. 1 ETSU	A	L	79-85
Feb. 3 USC Upstate	A	L	49-75
Feb. 7 Gardner-Webb	A	L	71-84
Feb. 9 Campbell	H	W	75-70
Feb. 14 Florida Gulf Coast	H	W	76-74 (OT)
Feb. 16 Stetson	H	L	73-75
Feb. 21 Jacksonville	A	L87-96 (OT)	
Feb. 23 UNF	A	L	61-70
Feb. 29 Kennesaw State	H	L	61-65
Mar. 5 ! Jacksonville	N	L	57-65

- Jim 'N Nick's Cougar Classic at CofC
! - A-Sun Championship, Nashville, Tenn.

2008-2009 (17-15, 11-9 A-Sun)
Head Coach: Bob Hoffman

Nov. 14 Piedmont	H	W	89-63
Nov. 16 Alabama	A	W	72-69
Nov. 19 Auburn	A	W	78-74
Nov. 22 Ga. Tech	H	L76-82 (OT)	
Nov. 25 Dayton	A	L	53-71
Nov. 28 Texas Southern%	W	71-68	
Nov. 29 Chicago State%	W	88-77	
Dec. 2 USC Upstate	H	W	74-64
Dec. 5 ETSU	H	L	61-81
Dec. 17 Oklahoma State	A	L	74-104
Dec. 20 UCLA	A	L	56-79
Dec. 22 LMU Lions	A	W	75-52
Dec. 31 Iowa State	A	L	49-67
Jan. 3 Campbell	A	L	57-72
Jan. 9 Jacksonville	A	L	59-80
Jan. 11 UNF	A	W	75-62
Jan. 16 FGCU	H	W	88-63
Jan. 18 Stetson	H	W	101-98 (OT)
Jan. 24 Lipscomb	A	L	68-84
Jan. 26 Belmont	A	L82-86 (OT)	
Jan. 29 Kennesaw State	H	W	88-75
Feb. 2 Campbell	H	L	73-92
Feb. 5 Kennesaw State	A	W	75-56
Feb. 7 Jacksonville	H	W	72-71
Feb. 9 UNF	H	W	74-55
Feb. 14 FGCU	A	W	82-75
Feb. 16 Stetson	A	W88-80 (OT)	
Feb. 20 Lipscomb	H	L	67-88
Feb. 22 Belmont	H	W	89-83
Feb. 26 USC Upstate	A	L90-93 (OT)	
Feb. 28 ETSU	A	L	81-103
Mar. 5 !Belmont	N	L	64-65

! - A-Sun Championship, Nashville, Tenn.

2009-2010 (16-17, 10-10 A-Sun)
Head Coach: Bob Hoffman

Nov. 13 #Bucknell	N	W	89-80
Nov. 14 #Bryant	N	W	80-56
Nov. 15 #Providence	A	L	77-79
Nov. 18 Fisk	H	W	110-45
Nov. 21 Florida St.	H	L	50-89
Nov. 27 Georgia Tech	A	L	74-85
Dec. 3 Lipscomb	H	L	89-98
Dec. 5 Belmont	H	L	90-94 (OT)
Dec. 10 Piedmont	H	W	87-62
Dec. 21 Vanderbilt	A	L	59-99
Dec. 23 Alabama	A	L	71-90
Dec. 29 Charlotte	A	L	80-91
Jan. 2 Jacksonville	A	W	75-74
Jan. 4 North Florida	A	W	84-79
Jan. 7 Campbell	H	W	82-73
Jan. 9 East Tennessee St.	H	W	83-78
Jan. 14 USC Upstate	A	W	60-57
Jan. 22 Stetson	A	L	69-76
Jan. 24 Florida Gulf Coast	A	L	70-71
Jan. 27 Kennesaw State	H	L	69-71
Jan. 30 Stetson	H	W	91-57
Feb. 1 Florida Gulf Coast	H	W	78-72
Feb. 4 Kennesaw State	A	L	63-66
Feb. 8 USC Upstate	H	W	83-69
Feb. 12 Campbell	A	L	63-69
Feb. 14 East Tennessee St.	A	W	82-77
Feb. 18 North Florida	H	W	77-67
Feb. 20 Jacksonville	H	L	64-76

Feb. 25 Belmont	A	L	73-77
Feb. 27 Lipscomb	A	L	73-85
Mar. 4 !Belmont	H	W	87-81
Mar. 5 !Jacksonville	H	W	66-63
Mar. 6 !East Tennessee St.	H	L	66-72

- World Vision Invitational, Providence, R.I.
! - A-Sun Championship, Macon, Ga.

2010-11 (15-18, 11-9 A-Sun)
Head Coach: Bob Hoffman

Nov. 12 Oglethorpe	H	W	67-44
Nov. 14 #UTEP	A	L	87-74
Nov. 20 Harvard	H	L	75-69
Nov. 23 at Florida St.	A	L	79-55
Nov. 26 #vs. Western Caro. N	W	71-66	
Nov. 27 #at William & Mary	A	L	57-52
Nov. 28 #vs. Gardner-Webb	N	L	78-65
Dec. 2 Belmont	A	L	89-67
Dec. 4 Lipscomb	A	L	77-65
Dec. 10 Navy	H	W	73-68
Dec. 23 Georgia	H	L	56-53
Dec. 30 Charlotte	H	L	64-63
Dec. 31 Georgia Tech	A	L	87-78
Jan. 3 East Tenn. St.	H	L	62-61
Jan. 5 S.C. Upstate	H	W	70-59
Jan. 10 Campbell	A	L	80-74
Jan. 14 Stetson	A	L	79-72
Jan. 16 Fla. Gulf Coast	A	W	50-47
Jan. 20 Jacksonville	H	W	70-68
Jan. 22 North Fla.	H	L	74-64
Jan. 25 Kennesaw St.	A	W	78-70
Jan. 29 S.C. Upstate	A	W	65-53
Jan. 31 East Tenn. St.	A	L	82-75
Feb. 5 Campbell	H	W	63-45
Feb. 10 Stetson	H	W	72-62
Feb. 12 Fla. Gulf Coast	H	W	74-61
Feb. 15 Kennesaw St.	H	W	57-55
Feb. 18 North Fla.	A	W	78-75
Feb. 20 Jacksonville	A	L	74-68
Feb. 24 Belmont	H	L	75-64
Feb. 26 Lipscomb	H	W	68-67
Mar. 3 !Lipscomb	H	W	73-63
Mar. 4 !Belmont	H	L	80-72

- Legends Classic game
! - Atlantic Sun Tournament, Macon, Ga.

2011-12 (27-11, 13-5 A-Sun)
Collegelsider.com Tournament Champions
Head Coach: Bob Hoffman

Nov. 12 Emory	H	W	66-57
Nov. 14 #Missouri	A	L	81-63
Nov. 17 Furman	A	W	66-46
Nov. 21 #Sam Houston St.	H	W	60-38
Nov. 22 #Niagara	H	W	74-55
Nov. 23 #South Dakota St.	H	L	74-61
Dec. 1 Lipscomb	A	W	79-72
Dec. 3 Belmont	A	L	82-78
Dec. 7 Samford	A	W	83-78
Dec. 10 Chattanooga	H	W	67-56
Dec. 18 Seton Hall	A	L	80-77
Dec. 20 Georgia	A	L	72-58
Dec. 22 Georgia Tech	A	W	65-59
Dec. 28 Tulsa	A	L	68-62
Dec. 30 Navy	A	W	65-56
Jan. 2 Fla. Gulf Coast	H	W	76-54
Jan. 4 Stetson	H	W	75-59
Jan. 7 East Tenn. St.	H	L	76-61
Jan. 9 S.C. Upstate	A	W	73-66

YEAR-BY-YEAR RESULTS

Jan. 13	Kennesaw St.	H W	81-51
Jan. 21	North Fla.	H W	69-58
Jan. 23	Jacksonville	H W	75-65
Jan. 28	Stetson	A W	75-64
Jan.30	Fla. Gulf Coast	A W	75-66
Feb. 4	S.C. Upstate	H W	61-47
Feb. 6	East Tenn. St.	H W	54-46
Feb. 10	Kennesaw St.	A W	61-57
Feb. 18	Jacksonville	A L	81-75
Feb. 20	North Fla.	A L	75-66
Feb. 23	Lipscomb	H W	63-54
Feb. 25	Belmont	H L	62-61
Feb. 29	!Lipscomb	H W	61-53
Mar. 2	!Florida Gulf Coast	H L	62-58
Mar. 13	^Tennessee St.	H W	68-60
Mar. 17	^Georgia St.	H W	64-59
Mar. 21	^Old Dominion	A W	79-73
Mar. 24	^Fairfield	A W	64-59
Mar. 28	^Utah St.	A W	70-67

- CBE Classic Game
! - Atlantic Sun Tournament, Macon, Ga.
^ - CollegenInsider.com Tournament Game

2012-13 (24-12, 14-4 A-Sun)

A-Sun Regular Season Champions

NIT Round of 16

Head Coach: Bob Hoffman

Nov. 10	Sewanee	H W	65-36
Nov. 12	Oglethorpe	H W	70-25
Nov. 16	#George Mason	N L	52-49
Nov. 17	#Ill.-Chicago	N L	62-36
Nov. 19	#Wake Forest	N L	74-71
Nov. 25	Furman	H W	73-46
Nov. 28	New Mexico	A L	76-58
Dec. 2	Florida St.	A W	61-56
Dec. 5	Denver	A L	69-40
Dec. 8	Alabama A&M	H W	65-46
Dec. 16	Chattanooga	H W	63-53
Dec. 18	Georgia	A L	58-49
Dec. 22	Alabama	A W	66-59
Dec. 31	Stetson	H W	70-64
Jan. 2	Fla. Gulf Coast	H W	77-70 (ot)
Jan. 5	Kennesaw St.	A L	83-75
Jan. 10	North Fla.	A W	66-47
Jan. 12	Jacksonville	A L	49-47
Jan. 17	East Tenn. St.	H W	78-59
Jan. 19	S.C. Upstate	H W	82-74
Jan. 24	Northern Ky.	A L	63-46
Jan. 26	Lipscomb	A W	71-65
Feb. 1	Kennesaw St.	H W	66-42
Feb. 7	Jacksonville	H W	67-64 (ot)
Feb. 9	North Florida	H W	64-44
Feb. 14	S.C. Upstate	A W	70-59
Feb. 16	East Tenn. St.	A W	71-54
Feb. 21	Lipscomb	H W	83-58
Feb. 23	Northern Ky.	H W	63-46
Feb. 28	Fla. Gulf Coast	A L	60-57
Mar. 2	Stetson	A W	77-65
Mar. 6	!Lipscomb	H W	82-48
Mar. 8	!S.C. Upstate	H W	72-64
Mar. 9	!Fla. Gulf Coast	H L	88-75
Mar. 20	^Tennessee	A W	75-67
Mar. 25	^Brigham Young	A L	90-71

- Paradise Jam, St. Thomas, VI

! - Atlantic Sun Tournament, Macon, Ga.

^ - National Invitation Tournament Game

2013-14 (27-9, 14-4 A-Sun)

A-Sun Regular Season Champions

A-Sun Tournament Champions

NCAA Round of 32

Head Coach: Bob Hoffman

Nov. 8	Texas	A L	76-73
Nov. 13	Reinhardt	H W	95-53
Nov. 16	Seton Hall	H W	77-74 (2ot)
Nov. 18	#Evansville	A L	89-76
Nov. 20	Johnson & Wales	H W	

109-56			
Nov. 23	^Yale	H W	81-54
Nov. 26	#Ohio	A L	76-67
Nov. 29	#Valparaiso	A W	117-108 (3ot)
Dec. 2	Oklahoma	A L	96-82
Dec. 7	Denver	H W	64-63 (ot)
Dec. 16	Alcorn State	H W	70-44
Dec. 22	Mississippi	A W	79-76
Dec. 27	St. Andrews	H W	98-56
Dec. 30	Jacksonville *	A W	86-49
Jan. 1	North Florida	A L	89-83
Jan. 4	S.C. Upstate *	H W	62-60 (ot)
Jan. 6	East Tennessee St.*	H W	73-63
Jan. 10	Kennesaw State*	H W	83-46
Jan. 16	Northern Kentucky *	A W	74-58
Jan. 18	Lipscomb *	A W	87-66
Jan. 23	Florida Gulf Coast *	H W	68-55
Jan. 25	Stetson *	H W	87-49
Jan. 31	East Tennessee St. *	H W	90-77
Feb. 2	USC Upstate *	H L	80-61
Feb. 7	Kennesaw State	A W	75-68
Feb. 14	Lipscomb *	H W	79-48
Feb. 15	Northern Kentucky	H W	89-67
Feb. 21	Florida Gulf Coast *	A L	75-61
Feb. 23	Stetson *	A W	73-52
Feb. 27	North Florida*	H L	79-76 (ot)
March 1	Jacksonville *	H W	69-55
March 4	Jacksonville!	H W	85-64
March 6	USC Upstate!	H W	78-75 (2ot)
March 9	Florida Gulf Coast!	A W	68-60
March 21	Duke+	N W	78-71
March 23	Tennessee+	N L	83-63

All times eastern
- Ohio Classic
^ - Homecoming game
* - Atlantic Sun game
! - Atlantic Sun Tournament
+ - NCAA Tournament - Midwest Regional (Raleigh, N.C.)

2014-15 (19-16, 12-6 SoCon)

College Basketball Invitational Quarterfinals

Head Coach: Bob Hoffman

Nov. 14	Piedmont	H W	88-48
Nov. 16	Seton Hall	A L	63-47
Nov. 19	Kennesaw St.	H W	74-66
Nov. 23	Colorado St.	A L	75-62
Nov. 27	Rice#	N W	77-61 (ot)
Nov. 28	UC Santa Barbara#	N L	65-60 (ot)
Nov. 29	Pacific#	N L	55-48
Dec. 2	St. Andrews	H W	62-33
Dec. 6	VMI*	H W	90-81
Dec. 16	Dartmouth	H L	67-51
Dec. 19	Bethune-Cookman	H W	67-46
Dec. 22	Tennessee	A L	64-54
Dec. 27	Georgia	A L	86-77 (3ot)
Dec. 30	Texas A&M	A L	65-50
Jan. 3	UNC Greensboro*	A W	76-55
Jan. 5	VMI*	A W	85-75
Jan. 8	ETSU*	A L	71-70
Jan. 10	The Citadel*	H W	74-51
Jan. 15	Furman*	H W	67-64

Jan. 17	Samford*	H W	80-56
Jan. 22	Western Carolina*	A L	60-52
Jan. 29	Chattanooga*	H W	75-72 (ot)
Jan. 31	Wofford*	A L	49-46
Feb. 5	The Citadel*	A W	76-53
Feb. 7	Furman*	A W	74-68
Feb. 12	Western Carolina*	H L	58-54
Feb. 14	UNC Greensboro*	H W	55-50
Feb. 19	Chattanooga*	A L	74-61
Feb. 21	Samford*	A W	62-61
Feb. 26	Wofford*	H L	76-72
Feb. 28	ETSU*	H W	69-64
Mar. 7	VMI!	N W	89-61
Mar. 8	Furman!	N L	52-49
Mar. 18	Stony Brook^	H W	72-70
Mar. 23	UL-Monroe	H L	71-69

- Great Alaska Shootout, Anchorage, Alaska
* - SoCon game
! - SoCon Tournament, Asheville, N.C.
^ - College Basketball Invitational Game

2015-16 (19-15, 8-10 SoCon)

CollegenInsider.com Tournament Appearance

Head Coach: Bob Hoffman

Nov. 13	Allen	H W	96-70
Nov. 16	George Mason	H W	69-60
Nov. 19	Alabama St.	H W	70-49
Nov. 23	Davidson	A L	77-71
Nov. 26	Tulane#	N W	71-61
Nov. 27	Appalachian St.#	N W	71-70
Nov. 29	Western Michigan#	N W	68-65
Dec. 2	Hiwassee	H W	82-47
Dec. 5	Alcorn St.	H W	68-43
Dec. 15	Auburn	A L	78-71
Dec. 19	Arkansas	A W	69-66 (ot)
Dec. 22	Ohio St.	A L	64-44
Dec. 30	Kennesaw St.	A W	76-73
Jan. 2	Samford*	H W	69-50
Jan. 5	Chattanooga*	A L	74-62
Jan. 9	The Citadel*	A W	91-80
Jan. 14	Furman*	H W	69-65
Jan. 16	Wofford*	H W	70-69 (ot)
Jan. 21	ETSU*	A L	65-63 (ot)
Jan. 24	Western Carolina*	A L	86-80 (2ot)
Jan. 28	VMI*	H W	73-58
Jan. 30	UNCG*	H W	81-67
Feb. 1	Samford*	A W	85-70
Feb. 6	The Citadel*	H W	88-72
Feb. 8	Chattanooga*	H L	72-66 (ot)
Feb. 11	Wofford*	A L	79-70
Feb. 13	Furman*	A L	85-74
Feb. 18	Western Carolina*	H L	72-65
Feb. 20	ETSU*	H L	77-74
Feb. 25	VMI*	A L	91-82
Feb. 28	UNCG*	A L	69-65
Mar. 4	The Citadel!	N W	71-69
Mar. 5	ETSU!	N L	81-65
Mar. 15	Coastal Carolina^	A L	65-57

- Challenge in Music City, Nashville, Tenn.
* - SoCon game
! - SoCon Tournament, Asheville, N.C.
^ - CollegenInsider.com Tournament

2016-17 (15-17, 9-9 SoCon)

Head Coach: Bob Hoffman

Nov. 11	Brewton-Parler	H W	87-53
---------	----------------	-----	-------

YEAR-BY-YEAR RESULTS

Nov. 13 Florida	A L	54-76
Nov. 20 Georgia Southern#	H W	80-67
Nov. 22 Radford#	H W	58-47
Nov. 25 East Carolina#	N W	70-66
Nov. 26 Akron#	N L	63-65
Nov. 29 Davidson	H L	57-78
Dec. 3 George Mason	A L	68-79
Dec. 7 Oglethorpe	H W	98-41
Dec. 10 Clemson	A L	47-90
Dec. 18 Auburn	A L	74-76
Dec. 22 La Salle.	H L	96-98 (30T)
Dec. 28 Kennesaw St.	A W	80-76
Dec. 31 Wofford*	A L	71-88
Jan. 2 Furman*	A L	69-71
Jan. 5 VMI*	A W	68-50
Jan. 7 ETSU*	H L	58-67
Jan. 11 Samford*	H W	68-65
Jan. 14 Chattanooga*	A L	68-70
Jan. 19 UNCG*	A L	66-68
Jan. 21 Western Carolina*	H W	70-50
Jan. 28 The Citadel*	H W	82-66
Jan. 30 Western Carolina*	A W	62-47
Feb. 2 Furman*	H L	68-70
Feb. 4 Wofford*	H L	62-65
Feb. 9 VMI*	A W	81-51
Feb. 11 ETSU*	A L	71-88
Feb. 18 The Citadel*	H W	89-78
Feb. 22 UNCG*	H L	66-72
Feb. 25 Chattanooga*	A W	64-54
Feb. 27 Samford*	A W	88-79
Mar. 4 ETSU!	N L	66-73

- Savannah Invitational
* - SoCon game
! - SoCon Tournament, Asheville, N.C.

2017-18 (19-15, 11-7 SoCon)
Head Coach: Bob Hoffman

Nov. 10 UCF	A L	79-88
Nov. 12 Toccoa Falls	H W	110-43
Nov. 14 Jackson State	H W	86-58
Nov. 17 Liberty#	A W	63-48
Nov. 18 Drexel#	N W	78-59
Nov. 19 Colorado#	N L	70-79
Nov. 26 Hiwassee College	H W	90-53
Nov. 29 Tennessee	A L	60-84
Dec. 2 Memphis	A L	81-83 (20T)
Dec. 9 Florida A&M	H W	82-64
Dec. 17 La Salle	A L	85-95
Dec. 19 Alabama	N L	79-80
Dec. 28 Kennesaw St.	H W	89-56
Dec. 31 ETSU*	H L	55-74
Jan. 6 Furman*	A L	71-74
Jan. 10 WCU*	A L	56-58
Jan. 13 Samford*	H W	81-50
Jan. 15 Chattanooga*	H W	75-71 (OT)
Jan. 18 VMI*	A W	62-56
Jan. 20 UNCG*	A L	66-70 (OT)
Jan. 24 ETSU*	A L	75-84
Jan. 27 The Citadel*	H L	74-76
Feb. 1 Furman*	H L	73-85
Feb. 3 Wofford*	H W	73-65
Feb. 10 Chattanooga*	A W	84-75
Feb. 12 Samford*	A W	74-69
Feb. 15 VMI*	H W	82-58
Feb. 17 UNCG*	H W	77-74
Feb. 20 WCU*	H W	81-64
Feb. 23 The Citadel*	A W	83-70
Feb. 25 Wofford*	A W	69-68

Mar. 3 Wofford!	N L	53-73
Mar. 14 Grand Canyon^	A W	78-73
Mar. 19 North Texas^	A L	67-96

- Paradise Jam
* - SoCon game
! - SoCon Tournament, Asheville, N.C.
^ - CBI Tournament

2018-19 (11-20, 6-12 SoCon)
Head Coach: Bob Hoffman

Nov. 6 UAB	A L	67-75
Nov. 9 Piedmont	H W	105-52
Nov. 13 Georgia St.	A L	60-62
Nov. 16 UT Martin	H W	77-60
Nov. 20 Maryland Eastern Shore	H W	80-42
Nov. 24 NC State	A L	74-78
Nov. 27 Brewton-Parker	H W	90-65
Dec. 1 The Citadel*	A L	69-79
Dec. 5 FAU	A L	64-68
Dec. 8 Georgia Southern	H L	74-89
Dec. 18 Florida	A L	63-71
Dec. 21 UNCW	H W	77-73
Dec. 29 Harvard	N L	67-71
Jan. 3 Furman*	A L	58-71
Jan. 5 Wofford*	A L	74-78
Jan. 10 Western Carolina*	H W	84-80
Jan. 12 ETSU*	H L	68-72
Jan. 17 Chattanooga*	A L	70-73
Jan. 19 Samford*	A W	93-87
Jan. 24 VMI*	H W	88-68
Jan. 26 UNCG*	A L	81-88
Jan. 31 Wofford*	H L	67-76
Feb. 2 Furman*	H L	63-74
Feb. 9 The Citadel*	H L	61-67
Feb. 14 Western Carolina*	A W	74-65
Feb. 16 ETSU*	A L	69-88
Feb. 21 Samford*	H W	65-62
Feb. 23 Chattanooga*	H W	74-69
Feb. 28 VMI*	A L	71-84
Mar. 2 UNCG*	H L	47-74
Mar. 9 Furman!	N L	74-85

* - SoCon game
! - SoCon Tournament, Asheville, N.C.

2019-20 (17-15, 11-7 SoCon)
Head Coach: Greg Gary

Nov. 6 St. John's	A L	79-109
Nov. 8 CIU	H W	84-76
Nov. 11 Kennesaw St.	H W	74-62
Nov. 15 FGCU	H W	84-68
Nov. 19 Georgia Southern	A L	88-98
Nov. 23 Illinois-Chicago	A W	72-68
Nov. 26 St. Bonaventure	A L	51-56
Dec. 1 Canisius#	N L	66-76
Dec. 2 Holy Cross#	N L	67-81
Dec. 7 Georgia St.	H L	61-73
Dec. 16 UNCW	A W	72-63
Dec. 20 Furman*	H L	62-64
Dec. 22 FAU	H L	50-65
Dec. 28 Milligan	H W	104-52
Jan. 1 UNCG*	A L	63-72
Jan. 4 Chattanooga*	H L	61-70
Jan. 11 Western Carolina*	A L	71-79
Jan. 15 VMI*	H W	73-62
Jan. 18 Samford*	A W	90-75
Jan. 22 Western Carolina*	H W	85-79
Jan. 25 VMI*	A W	69-66
Jan. 29 ETSU*	A W	71-55
Feb. 1 The Citadel*	H W	76-71
Feb. 5 Furman*	A L	57-79
Feb. 8 ETSU*	H L	60-73
Feb. 12 Wofford*	A W	70-68

Feb. 15 UNCG*	H L	55-67
Feb. 19 Samford*	H W	106-66
Feb. 22 Chattanooga*	A W	85-80
Feb. 26 The Citadel*	A W	73-57
Feb. 29 Wofford*	H W	59-47
Mar. 7 Western Carolina!	N L	56-70

- Boca Raton Beach Classic
* - SoCon game
! - SoCon Tournament, Asheville, N.C.

2020-21 (18-11, 8-9 SoCon)
Head Coach: Greg Gary

Nov. 25 North Georgia	H W	79-48
Nov. 27 Georgia Tech	A W	83-73
Nov. 30 Georgia State	H W	86-69
Dec. 5 Columbia Int'l	H W	88-62
Dec. 6 So. Wesleyan	H W	96-85
Dec. 13 Georgia Southern	A W	77-75
Dec. 16 Georgia State	A L	81-88
Dec. 22 Kennesaw State	A W	81-71
Dec. 29 Wofford*	H L	65-78
Jan. 2 Furman*	A L	80-83
Jan. 13 Chattanooga*	A L	80-83
Jan. 16 Western Carolina*	H W	78-76
Jan. 20 The Citadel*	A W	83-63
Jan. 23 VMI*	H W	83-80
Jan. 27 UNCG*	A L	68-81
Jan. 30 Wofford*	A L	69-72
Feb. 3 ETSU*	H L	64-70
Feb. 8 Samford*	H W	89-82
Feb. 10 Samford*	A W	77-70
Feb. 13 UNCG*	H L	74-77
Feb. 17 ETSU*	A W	71-64
Feb. 20 Furman*	H L	60-70
Feb. 22 The Citadel*	H W	88-52
Feb. 24 Chattanooga*	H W	81-77
Feb. 27 Western Carolina*	A L	61-85
Mar. 5 Samford!	N W	87-59
Mar. 6 Wofford!	N W	62-61
Mar. 7 VMI!	N W	73-59
Mar. 8 UNCG!	N L	61-69

* - SoCon game
! - SoCon Tournament, Asheville, N.C.

2021-22 (16-17, 8-10 SoCon)
Head Coach: Greg Gary

Nov. 3 Fort Valley State	H W	93-61
Nov. 9 Arkansas	A L	61-74
Nov. 13 Winthrop	A L	85-88
Nov. 16 Life	H W	78-50
Nov. 20 Saint Louis	A L	58-75
Nov. 23 Bucknell#	N W	78-68
Nov. 24 MTSU#	N L	58-82
Nov. 27 Milligan	H W	88-49
Dec. 1 Kennesaw State	A W	73-71
Dec. 4 Georgia State	H W	83-77
Dec. 6 Coastal Carolina	A W	74-69
Dec. 11 Georgia Southern	H W	77-68
Dec. 19 FGCU	A L	55-67
Dec. 22 Troy	H L	65-69
Jan. 5 Samford*	H W	83-80
Jan. 8 Furman*	A L	66-81
Jan. 13 VMI*	H W	97-91
Jan. 15 UNCG*	H W	58-49
Jan. 17 The Citadel*	A W	71-64
Jan. 19 ETSU*	A L	64-72
Jan. 22 Western Carolina*	H W	72-64
Jan. 26 Samford*	A L	61-75
Jan. 29 Furman*	H L	50-80
Jan. 31 Wofford*	H W	67-62
Feb. 5 Chattanooga*	A L	68-77
Feb. 7 Chattanooga*	H L	72-74
Feb. 10 VMI*	A L	79-85
Feb. 13 UNCG*	A W	73-64

YEAR-BY-YEAR RESULTS

Feb. 16 ETSU* H W 65-56
Feb. 19 Western Carolina* A L 65-69
Feb. 23 The Citadel* H L 67-71
Feb. 26 Wofford* A L 67-74
Mar. 4 Western Carolina! N W 81-53
Mar. 5 Furman! N L 66-80

- Cancun Challenge

* - SoCon game

! - SoCon Tournament, Asheville, N.C.

YEAR-BY-YEAR TEAM RECORDS

1906-07	N/A	Not Available	1969-70	6-18	Robert Wilder
1907-08	N/A	Not Available	1970-71	14-9	Dwayne Morrison
1908-09	1 - 6	C. C. McClure	1971-72	19-7	Dwayne Morrison
1909-10	3 - 5	Homes Maxon	1972-73	15-6	Dwayne Morrison
1910-11	8 - 5	C.C. "Doc" Stroud	1973-74	16-8	Jo Dan Gold
1911-12	14-4	C.C. "Doc" Stroud	1974-75	9-17	Bill Bibb
1912-13	5 - 6	C.C. "Doc" Stroud	1975-76	15-10	Bill Bibb
1913-14	4 - 9	J.J. Scully	1976-77	6-19	Bill Bibb
1914-15	4 - 9	J.J. Scully	1977-78	16-11	Bill Bibb
1915-16	N/A	Not Available	1978-79	21-6	Bill Bibb
1916-17	3 - 3	J.C. Clements	1979-80	16-12	Bill Bibb
1917-18	4 - 4	Charles Morgan	1980-81	18-12 *\$	Bill Bibb
1918-19	N/A	Not Available	1981-82	16-11	Bill Bibb
1919-20	4 - 5	J.C. Clements	1982-83	13-15	Bill Bibb
1920-21	N/A	Not Available	1983-84	14-14	Bill Bibb
1921-22	17-7 &	John Cody	1984-85	22-9 *\$	Bill Bibb
1922-23	16-10 &	John Cody	1985-86	15-14	Bill Bibb
1923-24	22-6 &	M.P. Gilliam	1986-87	12-16	Bill Bibb
1924-25	14-6	M.P. Gilliam	1987-88	15-14	Bill Bibb
1925-26	16-8	John M. King	1988-89	14-14	Bill Bibb
1926-27	11-8	Bernie Moore	1989-90	7-20	Brad Siegfried
1927-28	13-3	Bernie Moore	1990-91	2-25	Brad Siegfried
1928- 2 9	20-5	Oscar Long	1991-92	11-18	Bill Hodges
1929- 3 0	10-4	Lake Russell	1992-93	13-14	Bill Hodges
1930- 3 1	11-4	Smokey Harper	1993-94	5-24	Bill Hodges
1931-32	N/A	Did not field a team	1994-95	15-14	Bill Hodges
1932- 33	6 - 7	Lake Russell	1995-96	15-14	Bill Hodges
1933- 34	6 - 6	Lake Russell	1996-97	3-23	Bill Hodges
1934- 35	3-14	Jimmy Slocum	1997-98	5-21	Mark Slonaker
1935- 36	5-12	Jimmy Slocum	1998-99	8-18	Mark Slonaker
1935- 37	4 - 6	Lake Russell	1999-00	12-21	Mark Slonaker
1937- 38	10-4	Lake Russell	2000-01	13-15	Mark Slonaker
1938- 39	5-10	Lake Russell	2001-02	6-23	Mark Slonaker
1939- 40	6-13	Jimmy Daugherty	2002-03	23-6 #	Mark Slonaker
1940-44	N/A	Did not field a team	2003-04	12-18	Mark Slonaker
1944-45	16-9	Cliff Snow	2004-05	16-12	Mark Slonaker
1945-46	N/A	Did not field a team	2005-06	9-19	Mark Slonaker
1946-47	16-9	James Cowan	2006-07	13-17	Mark Slonaker
1947-48	1 7 - 5 !	James Cowan	2007-08	11-19	Mark Slonaker
1948 -49	15-8	James Cowan	2008-0 9	17-15	Bob Hoffman
1949-50	1 9 - 7 !	James Cowan	2009-1 0	16-17	Bob Hoffman
1950-51	16-9	James Cowan	2010-11	15-18	Bob Hoffman
1951-52	19-10 ^%	Dan Nymicz	2011-12	27-11@	Bob Hoffman
1952-53	21-6 ^	Dan Nymicz	2012-13	24-12#>	Bob Hoffman
1953-54	19-9 %?!	James Cowan	2013-14	27-9#*\$	Bob Hoffman
1954-55	8-14	James Cowan	2014-15	19-16=	Bob Hoffman
1955-56	10-12	James Cowan	2015-16	19-15~	Bob Hoffman
1956-57	8-16 +	James Cowan/Robert Wilder	2016-17	15-17	Bob Hoffman
1957-58	13-7	Robert Wilder	2017-18	19-15=	Bob Hoffman
1958-59	9-13	Robert Wilder	2018-19	11-20	Bob Hoffman
1959-60	9-14	Robert Wilder	2019-20	17-15	Greg Gary
1960-61	7-16	Robert Wilder	2020-21	18-11	Greg Gary
1961-62	12-12	Robert Wilder	2021-22	16-17	Greg Gary
1962-63	12-12	Robert Wilder			
1963-64	10-14	Robert Wilder			
1964-65	12-12	Robert Wilder			
1965-66	13-10	Robert Wilder			
1966-67	15-6	Robert Wilder			
1967-68	9-14	Robert Wilder			
1968-69	14-12	Robert Wilder			

+ - James Cowan coached nine games in 1956-57, with a 2-7 record

\$ - NCAA Tournament Appearance

> - National Invitational Tournament Appearance

- A-Sun Regular Season Champions

* - A-Sun Tournament Champions

~ - CollegenInsider.com Tournament Appearance

@ - CollegenInsider.com Tournament Champions

^ - Dixie Conference Champions

COACHING RECORDS

BY ORDER


	1906-07	
	1907-08	
C.C. McClure	1908-09	1-6
Homes Maxon	1910-11	3-5
C.C. "Doc" Stroud	1910-13	27-15
J.J. Scully	1913-15	8-18
J.C. Clements	1916-17	7-8
	1919-20	
Charles Morgan	1917-18	4-4
John Cody	1921-23	23-19
M.P. Gilliam	1923-25	36-12
John M. King	1925-26	16-8
Bernie Moore	1926-28	24-11
Oscar Long	1928-29	20-5
Lake Russell	1929-30	41-37
	1932-34	
Smokey Harper	1930-31	11-4
Jimmy Slocum	1934-36	8-26
	1936-39	
Jimmy Daugherty	1939-40	6-13
Cliff Snow	1944-45	16-9
James Cowan	1946-51	103-80
Dan Nymicz	1951-53	40-16
	1953-57	
Robert Wilder	1957-70	147-168
Dwayne Morrison	1970-73	48-22
Joe Dan Gold	1973-74	16-8
Bill Bibb	1974-89	222-194
Brad Siegfried	1989-91	9-45
Bill Hodges	1991-97	62-107
Mark Slonaker	1997-2008	128-189
Bob Hoffman	2008-2019	198-145
Greg Gary	2019-Present	51-43

BY WINS

Rank	Coach	Wins
1.	Bill Bibb	222
2.	Bob Hoffman	198
3.	Robert Wilder	147
4.	Mark Slonaker	128
5.	James Cowan	103
6.	Bill Hodges	62
7.	Greg Gary	51
8.	Lake Russell	41
9.	Dan Nymicz	40

BY WINNING PERCENTAGE

Rank	Coach	Wins
1.	Dwayne Morrison	.686
2.	C.C. "Doc" Stroud	.643
3.	Bob Hoffman	.577
4.	C.C. McClure	.571
5.	James Cowan	.563
6.	Bill Bibb	.534



Bill Bibb ('74-89) is Mercer's all-time wins

ALL-TIME ROSTER

A

Shaddean Aaron	2004-08
Nana Akenten	2022-Present
Mark Adamson	1997-99
Fardaws Aimaq	2018-20
Ross Alacqua	2002-07
Ray Allen	1957-58
Jackie Anderson	1958-60
John Anderson	1964-65
Brad Arthur	2001-02
Bobby Ash	1963-64

B

Marvin Bailey	1968-72
Scott Bailey	1986-90
Talmadge Bailey	1946-47
Clarence Baker	2001-03
Victor Bafutto	2017-21
Ray Banks	1956-60
Bert Barnes	2002-03
Dilmas Barnett	1947-49
Don Baxter	1961-65
Mark Baynes	1988-90
Robert Belloir	1966-69
Jeff Belmer	1993-95
Maciej Bender	2018-21
Roy Bennett	1974-75
James Bento	2013-16
Olaf Bergwall	1957-58
Don Bethel	1974-75
Brad Bibb	1978-81
Hoyt Biggers	1946-47
John Binns	1954-56
Harold Bivins	1948-50
Stanley Black	1977-79
Chad Boggan	1989-93
Tony Bolds	1981-84
Bruce Boler	1969-70
Ryan Boles	2000-01
Roger Bolton	1954-57
Toof Boone	1954-55
Adam Bowling	1990-92,93-95
Monnie Brabham	1969-73
Victor Bristol	1994-96
DJ Brooks	2013-14
Kevin Brooks	1993-94
Andre Brown	1973-76
Andrew Brown	2003-06
Bob E. Brown	1952-53
Earnest Brown	1998-00
Kenny Brown	1990-93

Lawrence Brown	2012-16
Leroy Brown	1996-97
Monty Brown	2010-14
Duke Bryan	1951-52
Jibri Bryan	2010-16
Mac Brydon	2016-18
Bob Burks	1949-51
Darryl Burton	1981-83

C

David Craig	2022-Present
Jalen Cobb	2022-Present
Kevin Canevari	2010-14
Bob Caldwell	1949-50
Everett Callaway	1985-87
Lance Carter	1995-96
Norman Carter	1957-59
Glenn Cassell	1949-52
Justin Cecil	2010-12
Eric Chambers	1983-85
Maynard Chambers	1955-56
Walter Chandler	1966-67
Jim Chapman	1962-63
Richard Childs	1964-67
John Chvatal	2000-02
Lamar Clements	1947-51
Pete Clements	1955-56
Butch Clifton	1959-63
Phil Cochran	1972-76
Marcus Cohen	2017-21
Tom Colquitt	1949-51
Damitrius Coleman	2004-05
Willie Cooper	1973-75
BeJay Corley	2007-11
Chip Coulter	1973-75
Daniel Coursey	2010-14
Glenn Cowart	1965-66
Lamont Craft	1956-57
Ahmad Crawford	2001-02
Quincy Crawford	1947-49
Eddie Creech	1969-73
Breck Cuddy	2018-20
W.P. (Bud) Culbreth	1955-56
Ross Cummings	2016-20
Frank Cunningham	1963-64
Tracey Curtis	1977-78
Keith Czapla	1983-85

D

Kenny Daugherty	1976-80
W.D. Dooly	1947-48
Harrison Drake	2021-Present
Alec Davis	1958-59

Evans Davis	1997-99
Flo Davis	1988-90
Greg Davis	1985-87
Justin Davis	2007-08
Steve Davis	1997-99
Gideon Dial	1946-48
Djordje Dimitrijevic	2018-19
Bill Dismuke	1946-47
Charlie Dixon	1971-73
Mayes Dobbins	1946-50
Sam Dolan	2004-08
Brian Dranzik	1989-90
Jesse Duckworth	1949-50
Wesley Duke	1999-05
Joe Dulick	1959-62
Roger Dunaway	1964-65
Tom Dykes	1946-47

E

Jason Ealing	1996-97
Frank Edwards	1958-62
Jay Eiche	1975-79
Reggie Elliott	1994-96
Michael Ellis	2007-2009
Daniel Emerson	2009-
Scott Emerson	1999-04
Will Emerson	2001-06
Roderick English	1970-71
Tony Etchison	1991-92,93-96
Abel Etienne	1994-95
Joe Everett	1973-76, 77-78
Bill Exum	1961-63
Larry Falls	1969-72

F

Scott Farley	1991-93,94-96
Marc Farnell	1986-88
Bill Finch	1957-59
Woodrow Fincher	1963-64
Andrew Fishler	2015-17
Ray Flanders	1946-48
James Florence	2007-10
Shane Franks	1995-96
Mark Frederiksen	1988-89
Richard Fritch	1959-61
TJ Grant	2022-Present

G

Edgar Gallops	1952-53
Gus Garcsar	1960-61
Terry Garrett	1972-74
James Glisson III	2019-Present
Shannon Grant	2020-Present
Tony Gattis	1979-83

ALL-TIME ROSTER

Stephen Gavin 2016-17
 Pete Geter 1983-87
 Hugh Gibson 1955-56
 Jesse Glouser 1946-47
 Michael Goldberg 1990-94
 Russell Golden 1997-99
 Jakob Gollon 2009-14
 Isaac Gordon 2006-07
 Bruce Gordy 1968-72
 Bob Graham 1952-55
 Jim Graham 1967-71
 Robert Graham 1955-57
 Bob Green 1952-55
 Ledon Green 1992-96
 Mason Green 2017-18
 Mike Green 1971-73
 Bill Groover 1954-56
 Doug Guthrie 1983-85

H

Langston Hall 2010-14
 Luis Hurtado Jr. 2022-Present
 Mark Hall 2007-11
 T.J. Hallice 2011-15
 Luke Hamilton 2018-19
 Micalvin Hammonds 2003-07
 Bobby Hansen 2000-04
 Dennis Hanson 1973-75
 Leonard Hardin 1970-74
 Ray Hardman 1960-62
 Bill Harris 1950-51
 David Harris 1950-51
 Doug Harris 1956-60
 Elston Harris 1982-86
 Melvin Harris 2001-02
 Sandy Harris 1961-65
 Shaquille Harris 2011-12
 Wallace Harris 1952-54
 Jim Hearn 1961-64
 Steve Hendrickson 1974-77
 Calvin Henry 2006-2009
 Carson Heinen 2017-18
 Lloyd Hensley 1959-60
 Jim Hildebrandt 1967-68
 Chris Hill 1999-01
 Kenny Hill 1996-97
 Jimmy Hines 1949-50
 Royce Hobbs 1953-54
 Hugh Hodges 1954-55
 Vasil Hoffich 1951-54
 Darius Hogans 2009-10
 Eddie Holland 2000-01
 Ria'n Holland 2016-18
 Otis Holloway 1985-86
 Tim Holloway 1986-87

Justin Howard 1999-03
 James Hughes 1951-55
 John Hughes 1951-55
 Bill Hull 1951-52
 John Hulsey 1951-52
 Craig Hunt 1993-94
 Lloyd Industrious 1991-92

I

Eric Jackson 1985-89

J

Marquise Jackson 2008-11
 Jay January 2001-04
 Stephon Jelks 2014-18
 John Jewett 1950-54
 Louis Johnson 1967-68
 Mark Johnson 1997-98
 Ryan Johnson 2016-18
 Tommy Johnson 1956-60
 Travis Johnson 1980-82
 Jordan Jones 2021-Present
 David Jones 1970-74
 Eddie Jones 1979-81
 William Jones 1985-86

K

Larry Keller 1981-82
 Joe Kenis 1982-84
 Mike Kennedy 1989-93
 Cory Kilby 2015-19
 John Kinman 1971-72
 Aulbert Kinsaul 1946-50
 Melvin Kinslow 1955-57
 Rodney Kirtz 1997-01
 Dan Kniffen 1977-78
 E.J. Kusnyer 2008-10

L

John LaPish 1969-71
 Paul Larsen 2010-12
 Terry Lawyer 1998-99
 Phillip Leonard 2013-16
 David Lewis 1977-79
 Jalyn McCreary 2022-Present
 Jestin Lewis 2014-16
 Rashad Lewis 2016-18
 Jim Lindsey 1951-52
 Lehman Lindsey 1953-54
 Jeff Linville 1975-79
 Jerry Lisle 1955-56
 Harry Lockhart 1951-52
 Curtis Lockridge 1960-61
 Wilfred Louigene 1985-86
 Daniel Love 2018-20

Joe Lowe 1953-56

M

Jack Manton 1962-63,64-66
 Mac Marchman 1947-49
 Tommy Marshall 1947-48
 A.J. Martin 2006-07
 Tommy Martin 1958-59
 Larry Mashburn 1958-59
 David Matthews 2000-04
 Bryan Maynard 1984-85
 Korey McCray 1997-01
 Tyler McCurry 2001-05
 John McGriff 1955-58
 Donny McLendon 2002-03
 Jesse McMillan 1997-00
 Attrice Meeks 1989-90
 Richard Miles 1955-56
 Robert Miles 1977-79
 Ron Miller 1987-88
 Tim Miller 1972-73
 Brian Mills 2007-10
 James Milton 1958-62
 R.J. Miskimon 2009-11
 Sam Mitchell 1981-85
 Tom Mitchell 1965-69
 Tommy Mixon 1951-55
 David Mock 1975-77
 Steve Moody 1963-67
 Cary Moore 1954-56
 Chris Moore 1983-87
 Oscar Moore 1988-90
 Tyre Moore 2014-16
 Rodney Mosley 1978-82
 John Mosser 2013-15
 Darius Moten 2010-15
 Aleem Muhammad 1998-03
 Bob Murdock 1946-49
 Joe Murray 1955-56
 J.W. Naftel 1986-88
 Bill Naylor 1964-68

N

Niklas Ney 2014-16
 Charles Newton 1962-66
 JJ N'Ganga 2016-17
 Ken Nixon 1969-72
 Ronnie Nixon 1997-98
 Byron Norris 1964-66
 Ike Nwamu 2012-15

O

Mark Odom 1992-95
 James Odoms 2003-05

ALL-TIME ROSTER

Jim Ogden 1963-64
 Lindsay Orr 1972-74
 Chris Ott 1997-99
 Bruce Otto 1967-68

P

Matt Panaggio 2013-15
 Maurice Parks 1990-91
 L.W. Parr 1946-47
 Chuck Pauldo 1982-83
 Bill Pearce 1960-62
 Ray Pearson 1962-64
 DJ Peavy 2018-19
 Bob Pender 1946-48
 Marcus Pender 1948-49
 Mitch Prendergast 2017-21
 Hrvoje Pervan 2006-07
 Brian Pfohl 2004-08
 Chris Phillips 1987-89
 John Pat Pickles 1999-01
 Marcus Poole 1974-75
 Doug Porter 1967-70
 David Posey 1957-58
 Dylan Poston 2012-13
 Yauun Pounds 1990-93
 Gene Powell 1956-57

Q

Jah Quinones 2022-Present

R

Melvin Randall 1981-85
 Diego Rivera
 Kamar Robertson 2019-Present
 Silas Read 1957-58
 Viviano Reaves 1980-81
 Ken Redmond 1968-70
 Bob Reeder 1948-51
 Stewart Reese 1975-79
 Bob Reeves 1961-63,64-66
 Richard Reid 1950-54
 Rob Renfroe 1990-91
 Maynard Reynolds 1947-48,50-51
 Thomas Rhodes 1964-65
 Woodrow Richardson 1954-58
 Desmond Ringer 2015-18
 Demetre Rivers 2014-18
 Dennis Roberts 1979-80
 Jud Roberts 1965-69
 William F. Roberts 1952-53
 Ryan Robinson 1993-96
 Thurlerster Robinson 1996-97
 John Rogers 1986-88
 Jay Ross 1976-80

Darius Roy 2016-2017

S

Braden Sparks 2022-Present
 Josh Sagester 1999-01
 Bobby Satterfield 1950-51
 Greg Schroeder 1973-74
 Bert Schwartz 1950-54
 Jack Scott 1969-73
 Irvin Seeman 1967-68
 Larney Shakur 2008-09
 Elijah Shaw 1975-77
 W.L. Shepard 1957-59
 Bob Shuler 1946-48
 Bruce Simms 1997-98
 Danny Skinner 1975-76
 Jacob Skogen 2003-05
 Kevin Skurka 1995-97
 Michael Slonaker 2002-07
 Billy Smith 1970-74
 Ches Smith 1947-48
 Chris Smith 2009-13
 Max Smith 1955-58
 Mike Smith 1990-92
 Travis Smith 2011-13
 Hugh Snow 1946-48
 Chance Solomon 1992-93,94-95
 Bob Sparks 1951-52
 Steve Spears 1983-84
 James Spivey 1959-61
 Ethan Stair 2015-19
 Isaac Stallworth 1997-99
 Jaylen Stowe 2015-19
 Sidiki Straub 2009-10
 Jordan Strawberry 2014-18
 Bryan Stephens 1976-77
 Baxter Stewart 1946-48
 Charles Stewart 1963-65
 Rudy Stewart 1948-50
 Jeff Stingel 1990-91,92-94
 Nick Strickland 1951-52
 Jay Stroman 1987-91
 William F. Sutton 1946-48

T

John Treanor 2019-Present
 Dartez Talbott 1978-81
 Marvin Tarpley 1959-60
 Chuck Taylor 1983-84
 David Taylor 1966-68
 Dwayne Taylor 1987-89
 Geary Taylor 1973-75
 Terry Teague 1979-83
 Brandon Thomas 2018-20

Bud Thomas 2010-14
 Morris Thompson 1980-82
 Shaun Thompson 1991-93
 Seabe Thornton 1968-69
 Richard Thornton 1947-48
 Jerry Thruston 1974-77
 Jim Tippet 1965-66
 Reggie Titus 1987-89
 Leroy Turner 1974-76
 Will Tuttle 1993-95
 Newman Tye 1962-63

U

Patrick Urey 2018-21

V

Tracy Vaughn 1985-89
 Barry Veal 1984-85
 Donnie Veal 1957-61
 Inman Veal 1952-53
 Jim Veber 1946-47
 Jay Vickers 1999-02
 Brad Voegerl 1976-78

W

Shawn Walker Jr. 2021-Present
 Benton Wade 1979-81
 Andrew Walker 2000-05
 Brendan Walker 2006-10
 Earl Walker 1983-85
 Rick Walker 1977-81
 Spencer Walker 1949-51
 Scott Waller 1988-92
 Reggie Washington 1988-89
 Montavious Waters 2006-07
 Nathan Webb 1949-51
 William Webb 1959-60
 P.J. Wells 1982-83
 Noel West 1998-03
 Spears Westbrook 1966-68
 Charles Weston 1964-67
 Anthony White, Jr. 2012-14
 Frank Whiteley 1956-57,58-59
 Vernon Whitney 1975-76

Y

Terry Young 1992-94

Z

Vladimir Zujovic 1999-01
 Glenn Wilkes 1946-50

