



2017 Buccaneer Football GAME NOTES

GENERAL INFORMATION

LOCATION JOHNSON CITY, TENN.
 FOUNDED 1911
 ENROLLMENT 14,957
 NICKNAME BUCCANEERS (BUCS)
 COLORS NAVY BLUE AND OLD GOLD
 STADIUM WILLIAM B. GREENE, JR. STADIUM (7,694)
 AFFILIATION NCAA DIV. I CHAMPIONSHIP SUBDIVISION (FCS)
 CONFERENCE SOUTHERN
 PRESIDENT DR. BRIAN NOLAND
 ATHLETIC DIRECTOR DR. RICHARD SANDER
 ATHLETIC DEPARTMENT PHONE (423) 439-4343

FOOTBALL HISTORY

FIRST YEAR OF FOOTBALL 1920
 SEASONS OF FOOTBALL 83
 ALL-TIME RECORD 341-414-27
 NCAA POSTSEASON APPEARANCES (DIV. I) 2
 POSTSEASON RECORD (DIV. I) 2-1
 BEST FINISH 1ST (1969 OVC)
 LAST APPEARANCE 1996 (QUARTERFINALS)

2016 RECORD 5-6
 SoCON 2-6
 HOME 4-2
 AWAY 1-4
 OFFENSIVE STARTERS RETURNING/LOST 10/1
 DEFENSIVE STARTERS RETURNING/LOST 9/2
 SPECIALISTS RETURNING/LOST 5/0
 RETURNING PLAYERS 59
 BASIC OFFENSE SPREAD
 BASIC DEFENSE 3-4

COACHING STAFF

HEAD COACH CARL TORBUSH
 HEAD COACHING RECORD AT ETSU 8-17 (THIRD SEASON)
 OVERALL RECORD 28-43 (SEVEN SEASONS)
 BOWL RECORD 2-0
 FOOTBALL OFFICE PHONE (423) 439-4343
 BEST TIME TO INTERVIEW COACH CONTACT SID

ASSISTANT COACHES

MIKE O'CAIN OFFENSIVE COORDINATOR/QBs
 BILLY TAYLOR DEFENSIVE COORDINATOR/LINEBACKERS
 DEWAYNE ALEXANDER OFFENSIVE LINE
 DARYL DAYE DEFENSIVE LINE
 GARY DOWNS RUNNING BACKS
 TEDDY GAINES SAFETIES
 ANTONIO GOSS CORNERBACKS/SPECIAL TEAMS COORDINATOR
 MIKE RADER RECRUITING COORDINATOR/WIDE RECEIVERS
 KEVIN SHIPLEY TIGHT ENDS/FULLBACKS
 DYLAN LEWELLYN OUTSIDE LINEBACKERS
 DEVIN WHITEHEAD GRADUATE ASSISTANT -- OFFENSE
 JOHN ELLIS DAVIS GRADUATE ASSISTANT -- DEFENSE

SUPPORT STAFF

MATT FORREST DIRECTOR OF FOOTBALL OPERATIONS
 ALLAN JOHNSON STRENGTH AND CONDITIONING COACH
 NATHAN BARGER ASSISTANT DIRECTOR FOR SPORTS MEDICINE

GAME #4 | ETSU BUCCANEERS (1-2, 0-1) vs. MERCER BEARS (1-2, 0-1)
SATURDAY, SEPT. 23, 2017 • 3:30PM • JOHNSON CITY, TENN. (WILLIAM B. GREENE JR. STADIUM)

GAME COVERAGE...



ONLINE VIDEO ESPN3
 DAVID JACKSON/MARK HUTSELL/KASEY MARLER
 RADIO WXSM-AM 640/104.9 NASH ICON
 (JAY SANDOS/MATT WILHELM/ROBERT HARPER)
 ONLINE RADIO ETSUBUCS.COM
 LIVE STATS ETSUBUCS.COM (STATBROADCAST)
 SERIES HISTORY MERCER LEADS, 0-2
 LAST MEETING MERCER 21, ETSU 13 (11/5/2016)



ETSU

Head Coach Carl Torbush
 Record @ ETSU 8-17, 3rd yr
 Career Record 28-43, 7th yr



MERCER

Head Coach Bobby Lamb
 Record @ MER 29-21, 5th yr
 Career Record 95-61, 15th yr

2017 SCHEDULE

DATE	OPPONENT	TIME/RESULT	SERIES	STREAK	NOTABLE
9/2	LIMESTONE	W, 31-10	1-0	W1	ETSU OPENS NEW STADIUM w/ WIN VS. LC
9/9	AT JAMES MADISON	L, 10-52	3-7	L5	JMU SCORES 21 1ST QUARTER POINTS
9/16	THE CITADEL\$	L, 25-31	15-11	L2	CIT OUTSCORES Bucs 24-11 IN 2ND H
9/23	MERCER\$	3:30PM	0-2	L2	ETSU SEARCHES FOR FIRST-EVER WIN VS. MU
9/30	AT FURMAN\$	1PM	7-25	L5	FIRST SoCON ROAD GAME SENDS Bucs TO GREENVILLE
10/7	ROBERT MORRIS	3:30PM	0-1	L1	HOMECOMING IN JOHNSON CITY
10/14	AT WESTERN CAROLINA\$	3:30PM	22-23-1	W1	Bucs RALLIED FOR WIN IN 2016 AT BMS
10/21	OPEN WEEK		OPEN WEEK		
10/28	WOFFORD\$	1PM	13-12	L1	ONE OF FIVE TEAMS TO MAKE FCS PLAYOFF
11/4	VMI\$	3PM	13-9	L1	Bucs 8-2 ALL-TIME VS. VMI IN JC
11/11	AT SAMFORD\$	3PM	1-3	W1	JERMAN'S GM FG KNOCKED OFF BULLDOGS
11/18	AT CHATTANOOGA\$	2PM	21-18-1	L1	Bucs LOOKING FOR FIRST WIN AT UTC SINCE 2000

NOTE

TIMES LISTED IN EASTERN

HOME GAMES IN **BOLD**

\$ - SoCON GAME

ETSU NOTES

BUCS VS. MERCER

Saturday marks the third all-time meeting between ETSU and Mercer ... The two programs have played in back-to-back seasons with the Bears winning both contests ... Mercer won the 2015 meeting 52-0, while the Bears held on for a 21-13 victory last November in Macon ... In last year's setback, the Blue and Gold out-gained Mercer, 372 to 367, but the Bears rallied for 14 unanswered points in the fourth quarter and sealed the win with an interception at the goal line in the final minute ... Last season, Austin Herink was 25-for-37 with 267 yards and one touchdown, while Drake Powell finished with eight catches for 143 yards, including a 69-yard touchdown reception ... Jajuan Stinson has 73 rushing yards on 15 carries in two career games against Mercer (4.9 yards per carry) ... Dylan Weigel has posted back-to-back 11-tackle games against the Bears, while Austin Gatewood has 17 tackles in two career games versus the Bears.



WE ARE ETSU



The ETSU Department of Intercollegiate Athletics would like to ask both the print and broadcast media to honor our request to be called "ETSU" throughout the 2017-18 season ... East Tennessee State in first reference is acceptable, but subsequent references should be ETSU ... On TV graphics, please use ETSU ... Our nickname is the Buccaneers, but Bucs is also acceptable.



2017 Buccaneer Football GAME NOTES

MEDIA INFORMATION

ETSU ATHLETIC MEDIA RELATIONS

The ETSU athletic media relations office is available to assist members of the media with their questions and request to Buccaneer football. Please contact Assistant Director for Athletic Media Relations Kevin Brown with any questions about the Bucs. To arrange interviews, please contact Kevin Brown 24 hours in advance. Head Coach Carl Torbush will be available for interviews following each practice and following games. Other interviews with Coach Torbush and players must be set-up in advance.

ETSU ON THE WORLD WIDE WEB

Get the most recent information on the Buccaneers, including updated stats, video and press releases by visiting www.ETSUBucs.com.

TUNE INTO THE BUCCANEERS

The Buccaneer Sports Network (BSN) is once again ready for another exciting year of broadcasting as WXSM-AM 640 The Extreme Sports Monster and 104.9 NASH Icon are set to carry football broadcasts of the BSN during the 2017 season. The BSN will also provide unlimited streaming audio through the athletics web site, ETSUBucs.com, giving ETSU a worldwide reach. The broadcast team of "Voice of the Bucs" Jay Sandos, color analyst/former ETSU quarterback Matt Wilhelm and sideline reporter Robert Harper will provide the radio call for the 2017 season. For home games, the Buccaneer Sports Network will produce ESPN3 broadcasts with David Jackson handling play-by-play duties, former ETSU quarterback and Hall of Fame member Mark Hutsell as the color analyst and Kasey Marler handling the sideline reporting.

THE BUCS ON SOCIAL MEDIA

For complete information on ETSU Football, follow the program via social media on Twitter (@ETSUFootball), Instagram (@ETSUFootball), Snapchat (@etsufotball) and on Facebook (ETSU Buccaneer Football).

POSTGAME INTERVIEWS

At home ETSU football games, a total of four players, along with head coach Carl Torbush will be available to the media following a 10-minute cooling off period ... Media will be asked for player interview requests in the fourth quarter and interviews will take place at the 10-yard line near the north end zone of the stadium, located at ETSU's sideline. For interview requests during the season, please contact the Media Relations Office at (423) 439-5263 or via e-mail at brownk@etsu.edu.

MEDIA RELATIONS

ASSISTANT DIR. MEDIA RELATIONS (FB CONTACT)	KEVIN BROWN
E-MAIL ADDRESS	BROWNK@ETSU.EDU
OFFICE PHONE	(423) 439-5263
CELL PHONE.....	(423) 747-3877
ASSOCIATE AD FOR COMMUNICATIONS.....	MIKE WHITE
E-MAIL ADDRESS	WHITEM@ETSU.EDU
OFFICE PHONE	(423) 439-4220
GRADUATE ASSISTANT.....	MARISSA AVANZATO
OFFICE PHONE	(423) 439-5612
GRADUATE ASSISTANT.....	MIKE EZEKIEL
OFFICE PHONE	(423) 439-8212



THIS WEEK IN ETSU FOOTBALL -- SEPT. 18-24

18 MONDAY

Press Luncheon

12-1pm
(William B. Greene Stadium - Club Level)

ETSU Coaches Radio Show

6-7pm (Wild Wing Cafe)

19 TUESDAY

Practice

4-6pm
(William B. Greene Stadium)

20 WEDNESDAY

Practice

4-6pm
(William B. Greene Stadium)

21 THURSDAY

Practice (Closed)

4-6pm
(William B. Greene Stadium)

22 FRIDAY

23 SATURDAY GAMEDAY

ETSU vs. Mercer, 3:30pm

24 SUNDAY OFF

A LOOK BACK AT THE CITADEL GAME

Despite leading 17-7 with 11:01 remaining in the third quarter, ETSU was unable to knock off #13 Citadel as the Bulldogs outscored the Bucs, 24-8, in the final 20 minutes to rally for a 31-25 victory ... ETSU held the Bulldogs to one score on their first eight drives; however, The Citadel scored on its final four series of the contest ... The Bulldogs ran 29 more plays (83-54) than the Blue and Gold, while outgaining ETSU, 435-208 ... The Bucs were held to 26 rushing yards, while also going 2-of-12 on third down ... Citadel rushed for 331 yards and three touchdowns, while going 9-of-17 on third down ... The Bulldogs also held the ball for 14 more minutes (37:00-24:00) ... Dylan Weigel, River Boruff and Kaman Cooper combined for 46 tackles - Weigel 19, Boruff 14 and Cooper 13 ... Drake Powell finished with a game-high six receptions for 76 yards and one touchdown, while the Buccaneer offense scored on their first play of the game - a 22-yard reception to Vincent Lowe ... Following that score, ETSU was held scoreless on its next five drives (INT, four punts), before Austin Herink hit Powell for an 8-yard score in the final minute of the second quarter.

WEIGEL TACKLES WAY TO SOCON DEFENSIVE HONOR

Redshirt junior linebacker Dylan Weigel earned Southern Conference Defensive Player of the Week honors on Monday ... Weigel recorded a game-high 19 tackles and one quarterback hurry in last Saturday's 31-25 setback to then-No. 13 The Citadel at William B. Greene, Jr. Stadium. The 19-tackle game marked the most by a SoCon player this season, while ranking second-most among FCS players in 2017. Weigel totaled 11 first-half tackles against the Bulldogs, including seven in the second quarter. The Buccaneer linebacker has now posted 18 double-digit tackle games in his 25 career games played, while the 19 tackles marked the second-most in his collegiate career. In total, Weigel has registered 266 career tackles, which ranks 10th among active FCS players. The Pickerington, Ohio native is 38 tackles shy of entering the Buccaneer top-10 leaders list.

WEIGEL, BORUFF AMONG SOCON LEADERS

Linebackers Dylan Weigel and River Boruff among Southern Conference leaders in tackles in 2017 ... Weigel ranks second in the conference with 11.0 tackles per game (33 total), while Boruff is tied for third at 10.3 tackles per game (31) ... Since 2015, both Weigel and Boruff are the top tackle leaders among ETSU players ... Weigel has 266 career tackles in 25 games and Boruff has 154 in 24 games.



2017 Buccaneer Football GAME NOTES

WIN TO LOSSES

Through its first three games of the season, ETSU has an overall record of 1-2 ... In ETSU's win over Limestone, the Bucs scored 31 points, while totaling 379 yards of total offense (239 passing/140 rushing) ... The Buccaneer defense limited Limestone to 222 yards (29 passing/193 rushing) ... However, in their last two setbacks, the Bucs are being out-scored 83-35, while being out-gained 430.5 to 191.5 ... ETSU has totaled just 383 yards in the last two games (300 passing/83 rushing), while opponents have registered 861 yards (408 passing/453 rushing) ... The Blue and Gold are 7-of-27 (26%) in third down chances over the last two games, compared to the opposition converting on 59% of their opportunities (19-of-32) ... The two setbacks have been to No. 1 James Madison and then-No. 13 Citadel.

TAKEAWAYS

ETSU has forced at least one takeaway in each of its first three games this season ... Paul Hunter has two interceptions this season, which ties him for the most by a single player in a season since the return of the program in 2015, when former cornerback Tavian Lott reached that same number of interceptions ... Overall, ETSU has now forced at least one turnover in eight straight games and in 18 of its last 21 contests.

BUCS OPEN NEW STADIUM WITH A WIN OVER LIMESTONE

After playing off campus its first two seasons, the ETSU football team returned home to play in its newly built on-campus stadium in 2017 ... The Buccaneers opened play inside William B. Greene Jr. Stadium with a 31-10 win over Limestone College on Sept. 2 ... Last Saturday marked ETSU's first game on campus since Nov. 22, 2003 and its first game outdoors on campus since Nov. 25, 1972

WILLIAMS BECOMES FIRST BUC TO RETURN INT FOR TD IN 14 YEARS

Junior defensive back Domenique Williams became the first Buccaneer since Allen Davis to return an interception for a touchdown in ETSU's game at JMU ... Williams had a 33-yard interception returned for a touchdown in the second quarter against the Dukes ... Davis was the last Buc to accomplish the feat as he returned an interception 90 yards for a touchdown against Chattanooga back on Nov. 15, 2003.

HERINK MAKES HISTORY IN SEASON OPENER

Redshirt junior quarterback Austin Herink made history in the Bucs' season-opening win over Limestone ... The Buccaneer left-hander completed his first 15 passes to start the game, including going 13-for-13 with 180 yards and two touchdowns in the first half ... Herink's first incomplete pass came with three minutes remaining in the third quarter ... The Cleveland, Tenn. native tied a career high with three touchdown passes in the 31-10 victory to open up William B. Greene Jr. Stadium.

TO 30 AND BEYOND...

ETSU put up 31 points in the season opening win over Limestone, marking just the fifth time in 25 games the Blue and Gold reached the 30-point mark ... When the Bucs reach that number, ETSU is 5-0 in those contests since restarting the program in 2015 ... Furthermore, ETSU has won its last 14 games when scoring at least 30 points with the last setback coming on Nov. 4, 2000 when Wofford defeated the Bucs, 35-31.

BIG PLAYS FOR CASH IN FOR THE BUCS

The Bucs came through with a handful of big plays in the season opening win against Limestone ... Three of the Bucs' four touchdowns came on plays 25 yards or longer ... Austin Herink found Andrew Heyward for a 43-yard score on the opening series of the game, while following that up with a 45-yard strike to Anthony Spagnoletti in the second quarter ... Herink capped off the touchdown plays when he connected on a 25-yard score to Vincent Lowe with 11:39 remaining in the third quarter ... Overall, the Blue and Gold had five plays go for over 20 yards (four offense/ one kickoff return) ... Last season, the Bucs only scored touchdowns on two plays over 20 yards – 69-yard touchdown reception to Drake Powell and 29-yard reception to Jajuan Stinson.

SHARING THE WEALTH

Austin Herink did a tremendous job sharing the wealth with his Buccaneer receivers in the season opener against Limestone ... Herink – who threw for 239 yards in the 31-10 win over Limestone – completed passes to eight different wide receivers ... Senior Vincent Lowe led the group as he tied a career high with five receptions ... Redshirt junior Drake Powell finished with three receptions, while Quan Harrison and Braxton Richburg both hauled in two catches in their first ever collegiate game ... Herink also completed passes to eight different receivers the next week at James Madison.

2017 TURNOVER REPORT

	ETSU			OPP			RATIO
	INT	FUM	TOTAL	INT	FUM	TOTAL	
Limestone	0	1	1	1	0	1	0
James Madison	1	0	1	1	0	1	0
The Citadel	1	0	1	1	1	2	+1
Mercer	0	0	0	0	0	0	0
Furman	0	0	0	0	0	0	0
Robert Morris	0	0	0	0	0	0	0
W. Carolina	0	0	0	0	0	0	0
Wofford	0	0	0	0	0	0	0
VMI	0	0	0	0	0	0	0
Samford	0	0	0	0	0	0	0
Chattanooga	0	0	0	0	0	0	0

RED ZONE REPORT

ETSU									OPPONENTS							
TIMES	TIMES SCORED	TOTAL PTS	TDs	RUSH TDs	PASSTDs	FGs	SCORING %		TIMES	TIMES SCORED	TOTAL PTS	TDs	RUSH TDs	PASSTDs	FGs	SCORING %
4	4	25	3	2	1	1	100.0		14	12	76	10	5	5	2	85.7



2017 Buccaneer Football GAME NOTES

ETSU's RECORD WHEN...

OVERALL	1-2
HOME	1-1
ROAD	0-1
IN OVERTIME	0-0
AFTERNOON GAMES	0-1
NIGHT GAMES	1-1
VS. IN-STATE OPP.	0-0
WIN COIN TOSS	0-1
LOSE COIN TOSS	1-1
ON TURF	1-2
ON GRASS	0-0
IN SEPTEMBER	1-2
IN OCTOBER	0-0
IN NOVEMBER	0-0
DECIDED BY < 3 PTS	0-0
DECIDED BY <7 PTS	0-1
DECIDED BY 10+ POINTS	1-1
SCORING 30+ POINTS	1-0
SCORING 20-29 POINTS	0-1
SCORING 0-19 POINTS	0-1
ALLOWING 30+ POINTS	0-2
ALLOWING 20-29 POINTS	0-0
ALLOWING 0-19 POINTS	1-0
SCORING FIRST	1-1
LEADING AT HALFTIME	1-1
TRAILING AT HALFTIME	0-1
TIED AT HALFTIME	0-0
LEADING AFTER 3 QUARTERS	1-0
TRAILING AFTER 3 QUARTERS	0-2
TIED AFTER 3 QUARTERS	0-0
EARNING MORE FIRST DOWNS	1-0
EARNING FEWER FIRST DOWNS	0-2
EARNING SAME FIRST DOWNS	0-0
OUTRUSHING OPP.	0-0
GETTING OTRUSHED	1-2
SAME RUSHING YARDS	0-0
PASSING FOR MORE YARDS	1-1
PASSING FOR FEWER YARDS	0-1
WINNING TIME OF POSSESSION	0-1
LOSING TIME OF POSSESSION	1-1
WINNING TURNOVER BATTLE	0-1
LOSING TURNOVER BATTLE	0-0
TURNOVERS ARE EVEN	1-1
MORE PENALTY YARDS	1-0
LESS PENALTY YARDS	0-2
EQUAL PENALTY YARDS	0-0
TELEVISED GAMES	0-1
ON ESPN3	1-1
UNIFORM COMBO	
GOLD/GOLD	1-0
BLUE/BLUE	0-0
BLUE/GOLD	0-0
BLUE/WHITE	0-1
WHITE/WHITE	0-1
WHITE/BLUE	0-0
WHITE/GOLD	0-0

WELCOME BACK TO CAMPUS

ETSU's season opener back on Sept. 2 against Limestone marked the first time in 5,034 days where ETSU football played a home game on campus ... Prior to the Limestone game, the Bucs' last game on campus was back one Nov. 22, 2003, when the Blue and Gold defeated The Citadel, 16-13, inside the Mini Dome ... The last time ETSU played a home game outdoors on campus before last Saturday was back on Nov. 25, 1972 when the Bucs defeated Chattanooga, 35-0, at Memorial Stadium, which is currently where the MSHA Athletic Center now stands ... The last time ETSU opened a new, on-campus stadium was on Sept. 10, 1977 when the Bucs hosted North Alabama inside the Mini-Dome ... Prior to William B. Greene Jr. Stadium, ETSU also played home games at Kermit Tipton Stadium (2015 and 2016), Mini-Dome (1977-2003), Roosevelt Stadium (1973-76), Memorial Stadium (housed the Bucs until 1972) and the Bucs' original home was beside University High, where Brown Hall currently stands.

THIS DATE IN ETSU HISTORY

The Bucs are 2-5 all-time in games played on this date ... ETSU's two wins came in 1989 against Western Carolina, 30-11; and in 1972 against Eastern Kentucky, 28-12 ... The Bucs have also played Tulsa (1995) and Western Kentucky (1961) on this date.

A WIN TONIGHT WOULD...

A win over Mercer would mark ETSU's 342nd victory in program ... It would also secure the Bucs' first win over Mercer in program history, while marking the 29th career victory for head coach Carl Torbush.

ABOUT WILLIAM B. GREENE, JR. STADIUM

On March 25, 2015, the ETSU Department of Athletics revealed specific details about the location, amenities, and funding model of William B. Greene, Jr. Stadium. The stadium – is being built in two phases and ultimately cost approximately \$26.615 million – and has been built on property located between the Basler Center for Physical Activity and the ETSU Physical Plant Building. The stadium can ultimately seat over 10,000 fans, which includes a field turf playing surface, a Westside Tower that houses a press box and skybox seating, and a South end zone video board. A historic groundbreaking ceremony was held on Nov. 16, 2015, on the site of the new facility.

ETSU TO PLAY TENNESSEE IN 2018

In February of 2015, ETSU announced the Buccaneers will play Tennessee on Sept. 8, 2018 at Neyland Stadium ... ETSU will earn a game guarantee of \$500,000 for playing the Volunteers in Knoxville.

MORE FUTURE OPPONENTS FOR THE BUCS

In addition to playing Tennessee in 2018, the ETSU Department of Intercollegiate Athletics announced on April 8, 2016, that the Buccaneers will be playing both Vanderbilt and Appalachian State starting in 2019 ... The Bucs will also play at Vanderbilt in 2021 and at Appalachian State in 2024 ... ETSU also announced in June that the Blue and Gold will travel to Athens in 2020 to take on Georgia in Sanford Stadium ... The Buccaneers will earn a game guarantee of \$550,000 against Georgia.

THREE BUCCANEERS EARN PRESEASON SOCON HONORS

Redshirt junior linebacker Dylan Weigel, senior offensive lineman Alex Rios and junior kicker JJ Jerman were all placed on the 2017 Preseason All-SoCon Team.

2017 ROSTER BREAKDOWN

The 2017 ETSU football roster features 119 players ... 54 players are from Tennessee, while the remaining players are from Georgia (15), Ohio (10), North Carolina (8), Virginia (8), Alabama (7), Florida (6), South Carolina (6), Texas (2), and one each from Arizona, New York, and West Virginia ... Meanwhile 74 of the 119 players (62-percent) are underclassmen (30 true freshman, 12 red-shirt freshman, 9 sophomores, 23 redshirt sophomores), while the rest of the roster is made up of 14 juniors, 22 redshirt juniors, six seniors, and three redshirt seniors.



2017 Buccaneer Football GAME NOTES

THE LAST TIME WHEN...

WON A GAME IN OT	Sept. 3, 2016, ETSU 20, Kennesaw State 17 2OT
LOST A GAME IN OT	Sept. 26, 1998, Western Carolina 31, ETSU 24
BEAT RANKED TEAM	Nov. 19, 2016, vs. #18 Samford (15-14)
SCORED 40-49 POINTS	Nov. 21, 2015, ETSU 42, Kentucky Wesleyan 27
SCORED 50-59 POINTS	Oct. 18, 2000, ETSU 55, Charleston Southern 0
SCORED 60+ POINTS	Nov. 15, 2003, ETSU 68, Chattanooga 7
ALLOWED 40-49 POINTS	Sept. 9, 2017, #1 James Madison 52, ETSU 10
ALLOWED 50-59 POINTS	Sept. 9, 2017, #1 James Madison 52, ETSU 10
ALLOWED 60+ POINTS	Oct. 24, 2015, Montana State 63, ETSU 7
SCORED LESS THAN 10 POINTS	Oct. 15, 2016, Furman 52, ETSU 7
ALLOWED 10 POINTS OR LESS	Sept. 2, 2017, ETSU 31, Limestone 10
HELD WITHOUT AN OFFENSIVE TD	Sept. 9, 2017, #1 James Madison 52, ETSU 10
SHUTOUT AN OPPONENT	Sept. 4, 2003, ETSU 44, Concord 0
SHO AN OPPONENT ON ROAD	Nov. 3, 2001, ETSU 26, Charleston Southern 0
SHO AN OPPONENT AT HOME	Sept. 4, 2003, ETSU 44, Concord 0
WAS SHUTOUT	Sept. 24, 2016, Wofford 31, ETSU 0
WAS SHUTOUT AT HOME	Oct. 26, 2002, Furman 25, ETSU 0
WAS SHUTOUT ON ROAD	Sept. 24, 2016, Wofford 31, ETSU 0
RUSHED FOR 200+ YARDS	Nov. 12, 2016, (238 vs. Cumberland)
ALLOWED 200+ YARDS RUSHING	Sept. 16, 2017, (331 by #13 Citadel)
PASSED FOR 300+ YARDS	Sept. 4, 2003, (300 vs. Concord)
ALLOWED 300+ YARDS PASSING	Sept. 9, 2017 (304 at #1 James Madison)
RUSHED FOR < 100 YARDS	Sept. 16, 2017 (26 vs. #13 Citadel)
ALLOWED < 100 YARDS RUSHING	Oct. 20, 2016, (30 vs. West Va Wesleyan)
PASSED FOR <100 YARDS	Oct. 20, 2016, (98 vs. West Va Wesleyan)
ALLOWED < 100 YARDS PASSING	Sept. 2, 2017 (29 vs. Limestone)
RETURNED A PUNT FOR A TD	
ETSU	Oct. 11, 1997, Anthony Stringfield vs. The Citadel (91 yards)
Opp	Sept. 9, 2017, John Miller, James Madison (41 yards)
RETURNED A KICKOFF FOR A TD	
ETSU	Sept. 10, 1994, Dainon Sidney vs. Morehead State (83 yards)
Opp	Oct. 24, 2015, Jayshawn Gates, Montana State (97 yards)
RETURNED AN INTERCEPTION FOR A TD	
ETSU	Sept. 9, 2017, Domeinque Williams at James Madison (33 yards)
Opp	Oct. 3, 2015, Sean Orsini, St. Francis (34 yards)
SCORED ON A FUMBLE RECOVERY	
ETSU	Nov. 9, 2002, Gerald Sensabaugh vs. Wofford (20 yards)
Opp	Oct. 31, 2015, Raheem Phillips vs. Warner (28 yards)
HAD A 100-YARD RUSHER	
ETSU	Nov. 12, 2016, Jajuan Stinson (114) vs. Cumberland
Opp	Oct. 29, 2016, Cam Jackson, The Citadel (124)
HAD A 100-YARD RECEIVER	
ETSU	Nov. 5, 2016, Drake Powell at Mercer (143)
Opp	Oct. 15, 2016, Andrej Suttles, Furman (128)
PLAYER PASSED FOR 300+ YARDS	
ETSU	Sept. 4, 2003, Carl Meadows vs. Concord (300)
Opp	Sept. 9, 2017, Bryan Schor, JMU (304)
PLAYER THREW AT LEAST FOUR TOUCHDOWN PASSES	
ETSU	Sept. 4, 2003, Carl Meadows vs. Concord (4)
Opp	Sept. 9, 2017, Bryan Schor, JMU (5)
PLAYER RUSHED FOR THREE OR MORE TDS	
ETSU	Sept. 21, 2003, Gaven Varner vs. VMI (3)
Opp	Oct. 1, 2016, Derrick Craine, Chattanooga (3)
PLAYER CAUGHT TWO OR MORE TDS	
ETSU	Nov. 21, 2015, Falon Lee vs. Kentucky Wesleyan (2)
Opp	Sept. 9, 2017, Riley Stapleton/ Ishmael Hyman, JMU (2)
PLAYER BLOCKED A FIELD GOAL	
ETSU	Sept. 16, 2017, Nasir Player vs. #13 Citadel

CAREER STATS

Following his 48-yard rushing game at Mercer, running back Jajuan Stinson eclipsed the 1,000-yard mark for his career ... Stinson has carried the ball 281 times in his career en route to totaling 1,313 rushing yards (4.7 yards per carry) ... Linebacker Dylan Weigel has totaled 266 career tackles in 25 games played ... Weigel is 37 tackles shy of entering the top 10 all-time ETSU leaders ... Kicker JJ Jerman is 47-for-48 in PATs for his career ... Jerman's 47 PATs rank seventh all-time in ETSU history and he's two away of passing Jonathan Godfrey (2002-03) for sixth ... Jerman also ranks fifth all-time with 23 field goals and needs two more to pass Bobby Neff (1974-77) for fourth.

MORE ON THE CAREER NUMBERS

Several Bucs are among the FCS career active leaders list ... Dylan Weigel leads all FCS players in total tackles per game (10.64), while ranking third in solo tackles per game (5.56) and 10th in total tackles (266) ... JJ Jerman ranks 10th among FCS active kickers in field goal percentage (.719) and 14th in field goals made (23) ... Austin Herink ranks 19th among FCS active quarterbacks in total offense plays per game (29.96), 22nd in total plays (3,789), 27th in completions per game (12.92), and 41st in passing efficiency (119.40) ... Jajuan Stinson ranks 27th among FCS running backs in rushes per game (11.71) and 38th in all-purpose plays per game (12.42) ... Dominique Williams ranks fourth among FCS returners in kickoff returns per game (3.0), sixth in kickoff return yards per game (62.0) and 13th in kickoff return yards (1,429).

BUCS PICK UP VOTES IN FCS TOP 25

ETSU received votes in the first two STATS FCS Top 25 Polls this season ... The Buccaneers, who finished the 2016 season with an overall record of 5-6 in their second season as a program, received three votes in both the preseason poll and the first poll of the season ... ETSU finished its 2016 campaign with a 15-14 victory over then-No. 18 Samford, while the Blue and Gold opened the year with a 20-17 double-overtime win at Kennesaw State – another team who was ranked throughout the season ... This marks the second time in the last two seasons ETSU has received votes in the poll, as the Bucs also picked up votes last year following the wins over Kennesaw State and Western Carolina to open the season.

ABOUT ETSU'S OPPONENTS IN 2017

Of the 11 opponents on ETSU's schedule this season, four are currently ranked in the top-25 – No. 1 James Madison, No. 9 Wofford, No. 13 Citadel, and No. 17 Samford, while three more are receiving votes (Chattanooga, Western Carolina and Mercer) ... Four of the opponents ranked in the top-30 of the FCS in defense a year ago – Wofford (5th, 287.2 yards per game), UTC (6th, 293.2), The Citadel (8th, 302.6) and James Madison (30th, 344.3) ... ETSU also faces four offenses that ranked in top-30 in 2016 – James Madison (3rd, 507.5 yards per game), Samford (14th, 446.2), The Citadel (27th, 416.5) and UTC (30th, 412.5 yards per game) ... In addition, the Blue and Gold also face four rushing offenses in the top-30 – Citadel (1st, 348.2), Wofford (4th, 279.6), James Madison (5th, 275.0) Chattanooga (24th, 206.3).

TOUGH SCHEDULE

ETSU's 11 opponents this year currently have a win percentage of .531, while its first three opponents – Limestone (2-1), #1 James Madison (3-0), #13 Citadel (3-0) – are a combined 8-1 (.889) through the first three weeks of the season.

SOCON PLAYING THE BEST IN 2017

The SoCon is the only conference in college football that will take on both the reigning FCS and FBS national champions this season. In addition to ETSU squaring off against JMU, The Citadel will face Clemson on Nov. 18.



2017 Buccaneer Football GAME NOTES

RED ZONE SUCCESS

ETSU has enjoyed a lot of red zone success since the start of the 2016 season ... Over that time, ETSU is 32-of-35 (91%) in red zone scoring ... The Bucs have scored 176 points during these 35 trips (20 TDs/12 FGs) ... Of the 20 TDs, 12 have been rushing and eight passing.

ETSU IN OVERTIME GAMES

Last season, ETSU played its fifth overtime game in program history as the Bucs defeated Kennesaw State, 20-17 in double-overtime to start the 2016 season ... Overall, the Blue and Gold are 3-2 in overtime games in program history ... Last year, the SoCon played six overtime games, which matched its record that was also set in 2006.

FOUR BUCS EARN ALL-CONFERENCE HONORS IN 2016

The ETSU football team had four Buccaneers earn all-conference honors in 2016 ... Sophomore linebacker Dylan Weigel (Pickerington, Ohio) earned second team all-conference honors by the media, while offensive lineman Ben Blackmon (Newberry, S.C.) and defensive linemen Jason Maduafokwa (Seymour, Tenn.) and Nasir Player (Columbia, S.C.) were placed on the all-freshman team.

BUCS IN THE CLASSROOM

ETSU football excelled in the classroom in 2016-17 ... Eleven Buccaneers earned fall academic all-conference honors in 2016, while placing 41 on the SoCon Honor Roll this past season.

FEED STINSON

Jajuan Stinson has posted over 100 all-purpose yards seven times in his young Buccaneer career ... When the rising junior running back goes over 100 all purpose yards, the Bucs are 6-1 in those contests ... The lone loss came in 2015 (Maryville) when the Knoxville native ran for 114 yards ... In 2016, Stinson totaled over 100 all-purpose yards against Kennesaw State (91 rushing/10 receiving), Western Carolina (91 rushing/16 receiving), West Virginia Wesleyan (127 rushing/24 receiving), and Cumberland (114 rushing/29 receiving).

NUMBERS DON'T LIE

ETSU's two common opponents from 2015 to 2016 were Kennesaw State and Mercer ... In 2015, the Bucs lost by a combined score of 108-16 to the two programs (56-16 vs. KSU and 52-0 to Mercer), resulting in a 92-point differential ... In 2016, ETSU went 1-1 against the two programs as the Bucs defeated Kennesaw State, 20-17 and fell to Mercer, 21-13, resulting in a five-point differential in the two games ... In the two years, ETSU went from being negative-92 to negative-5 against the two foes, resulting in an 87-point turnaround in the two games.

2017 STATS FCS TOP 25 POLL

Rk.	School	Rec.	Pts.
1	James Madison (156)	4067	3-0
2	North Dakota State (5)	3898	2-0
3	Sam Houston State (1)	3680	2-0
4	South Dakota State (1)	3607	3-0
5	Jacksonville State	3309	1-1
6	Youngstown State	3198	2-1
7	Villanova	3088	2-1
8	Richmond	2930	2-1
9	Wofford	2660	2-0
10	Citadel	2264	3-0
11	Eastern Washington	2227	1-2
12	Central Arkansas	2094	2-1
13	South Dakota	1980	3-0
14	Illinois State	1691	2-0
15	New Hampshire	1448	2-1
16	Liberty	1353	3-0
17	North Dakota	1325	1-2
18	Samford	1234	2-1
19	Western Illinois	1222	2-0
20	Tennessee State	1026	3-0
21	North Carolina A&T	897	3-0
22	Grambling State	644	2-1
23	Weber State	460	2-1
24	UT Martin	385	2-1
25	Holy Cross	310	2-1

Others receiving votes: Charleston Southern (305), **Chattanooga (252)**, Nicholls (251), Albany (250), Southern Utah (156), Northern Iowa (152), Montana (124), Stony Brook (90), Elon (66), North Carolina Central (57), Princeton (37), Colgate (35), Howard (33), Fordham (26), Maine (20), **Western Carolina (18)**, McNeese (18), Kennesaw State (17), Idaho State (15), UC Davis (12), Saint Francis (8), Eastern Kentucky (7), Delaware (7), Southern Illinois (6), Cal Poly (4), Yale (4), Towson (4), Duquesne (3), **Mercer (3)**, Penn (2), Monmouth (2), Harvard (1), San Diego (1), Alcorn State (1), William & Mary (1).

* Bold indicates 2017 opponent

2017 FCS COACHES' TOP 25 POLL

Rk.	School	Pts.	Rec.
1	James Madison (25)	649	3-0
2	North Dakota State (1)	625	2-0
3	Sam Houston State	591	2-0
4	South Dakota State	575	3-0
5	Youngstown State	530	2-1
6	Richmond	506	2-1
7	Jacksonville State	497	1-1
8	Villanova	476	2-1
9	Wofford	432	2-0
10	The Citadel	372	3-0
11	Eastern Washington	369	1-2
12	Illinois State	334	2-0
13	Central Arkansas	309	2-1
14	South Dakota	288	3-0
15	North Carolina A&T	256	3-0
16	New Hampshire	213	2-1
17	Samford	211	2-1
18	Weber State	196	2-1
19	North Dakota	168	1-2
20	Tennessee State	166	3-0
21	Western Illinois	162	2-0
22	Grambling State	104	2-1
23	Nicholls State	76	2-1
24	Northern Iowa	56	1-2
25	Holy Cross	49	2-1

Others receiving votes: Southern Utah (44), **Chattanooga (35)**, Charleston Southern (35), UT Martin (20), William & Mary (20), Montana (20), Towson (13), Kennesaw State (11), McNeese State (10), Mercer (9), Idaho State (6), Yale (4), Stony Brook (3), Saint Francis (3), Albany (2), Howard (2), Montana State (2), Princeton (1).

* Bold indicates 2017 opponent



2017 Buccaneer Football GAME NOTES

MORE INSIDE THE NUMBERS

Austin Herink is completing 72% (18-of-25) of his passes on second down, while three of his five touchdown passes have come on first down ... On the flip side, Herink is only completing 47% of his passes (9-of-19) on third down and 41% of his passes on third-and-long plays (7-of-17) ... Drake Powell has been targeted a team-best 19 times, while Vincent Lowe has caught 11 of his 14 attempts ... Jajuan Stinson is averaging 5.1 yards per carry on first down, but 3.1 yards on second down and 2.2 on third down.

JERMAN'S STREAK SNAPPED

JJ Jerman had his streak of perfection snapped in the win over Cumberland last November ... Jerman – who had made 40 straight PATs to start his collegiate career – had attempt No. 41 blocked and returned for two points ... The Buccaneer kicker – who was 22-for-22 in PATs a year ago – had made his first 18 attempts this season (two at KSU/four vs. WCU/one vs. UTC/one at VMI/one vs. Furman/five vs. WVWC/one at The Citadel/one at Mercer) before missing his final attempt against the Phoenix.

JERMAN'S CAREER KICK AGAINST LIMESTONE

Despite battling damp and chilly elements, junior kicker JJ Jerman nailed a career-best 48-yard field goal in season opener against Limestone... Jerman's previous best came from 46 yards in his first collegiate game against Kennesaw State back in 2015 ... The 48-yard make by Jerman marked the fifth longest make in program history.

SENIORS LOST

ETSU lost four Buccaneer seniors from its 2016 roster ... Defensive backs Tavian Lott and Ryan Powers, wide receiver Chad Pritchard and defensive lineman Royce Turnbull played their final collegiate game in the 15-14 win over No. 18 Samford last November ... Lott started all 22 games as Buccaneer, while totaling 66 tackles (2.5 TFL), three interceptions, 10 pass break ups and one forced fumble ... Powers – who played his first three seasons at Stetson – transferred to ETSU as a graduate student ... Powers started 10 games for the Blue and Gold, while registering 70 tackles, 2.5 tackles for loss, seven pass break ups and one forced fumble ... The Jupiter, Fla. native recorded double-digit tackles four times in 2016 – including a season-high 12 at Mercer ... Like Lott, Pritchard also played the last two seasons for ETSU ... The Elizabethton, Tenn. native played in all 22 games, making three starts and totaling 24 receptions for 368 yards ... Pritchard had a career-high three receptions in ETSU's win over Western Carolina at Bristol Motor Speedway and posted a career-best 57 receiving yards at #21 Montana State in October of 2015 ... Turnbull played in 13 games over the last two seasons, while his 2016 campaign was cut short due to injury ... In his 13 career games, Turnbull posted eight tackles, including at least one tackle in seven games.

SLOW STARTS

In ETSU's 11 games last season, the Bucs were outscored 87-14 in the first quarter ... ETSU scored its first points in the first quarter in the win over West Virginia Wesleyan on Oct. 20.

QUARTER BREAKDOWN IN 2017

This season, the Bucs are being outscored 28-14 in the first quarter, 31-13 in the third and 24-11 in the fourth ... ETSU is outscoring its foes 28-10 in the second quarter ... Since the 2016 season, ETSU is being outscored 115-28 in the first quarter.

STREAKING

Despite only playing its third year of FCS football, five Buccaneers carry start streaks into the 2017 season ... Austin Herink (QB), Matt Pyke (C), Chris Bouyer (DL), Dylan Weigel (LB) and Trey Quillin (LB) have started all 25 games for the Bucs since the program was restarted in 2015.

WEIGEL THE 2015 NATIONAL LEADER IN TACKLES

Red-shirt freshman linebacker Dylan Weigel caught the attention of both the local and national media in 2015 ... The Pickerington, Ohio native was named a finalist for the STATS FCS Freshman of the Year Award, while also being the FCS national leader in solo tackles with 7.2 per game (79 total) ... Weigel's 20-tackle performance against Emory & Henry marked the sixth highest total by an FCS player this season, while it tied for the second-most in ETSU single-game history ... Weigel posted double-digit tackles in nine games in 2015, including six straight games to end the season.

WILLIAMS AND THE RETURN RECORD

Defensive back Dominique Williams broke the ETSU single-season kickoff return record in 2015 ... Williams totaled 850 yards on 42 returns, which broke Ronnie Horton's record of 796 yards (30 attempts) back in 1980 ... Williams ranked ninth in the FCS in kickoff return yards, while Missouri State's Deion Holliman led the country with 1,233 yards.

HERINK BREAKS RECORD IN WIN OVER KENTUCKY WESLEYAN

Sophomore Austin Herink broke the ETSU single-game rushing record for a quarterback in the 2015 season finale win over Kentucky Wesleyan ... Herink totaled 134 yards on 20 attempts and scored two touchdowns in the 42-27 victory ... Herink's rushing total broke Todd Wells' mark of 108-yards, which was set against VMI in 2000.



2017 Buccaneer Football GAME NOTES

COACH TORBUSH AND COACH O'CAIN REUNITE

Head Coach Carl Torbush turned to a familiar face and friend when it came to filling ETSU's offensive coordinator position as Mike O'Cain was named the OC for the Bucs on May 15, 2014 ... O'Cain, who was a head coach at NC State when Torbush was the head coach at UNC, served as Torbush's offensive coordinator at UNC in 2000 ... Following his stint at UNC with Torbush, O'Cain served as the offensive coordinator at Clemson (2001-04), quarterbacks coach at Virginia Tech (2006-12) and offensive coordinator at James Madison (2013).

NFL CONNECTIONS

Robert Williams, the father of freshman kickoff returner/defensive back Dominique Williams, played defensive back for Coach Torbush at North Carolina and was a fifth round draft pick by the Kansas City Chiefs in 1998 ... Williams played two seasons with the Chiefs and one for Seattle ... In 18 career games (one start), Williams had 17 tackles and recovered one fumble ... Sophomore running back Dontavius Monroe is cousins with Super Bowl champion and current Detroit Lions wide receiver Anquan Boldin.

UP NEXT

ETSU hits the road as the Bucs take on Furman next Saturday, Sept. 30 in Greenville, S.C. ... Kickoff is set for 1p.m. in Paladin Stadium.

WINS TO LOSSES BREAKDOWN

WINS

ETSU	CATEGORY	OPP
31.0	POINTS PER GAME	10.0
379.0	TOTAL OFFENSE	222.0
140.0	RUSHING YARDS	193.0
239.0	PASSING YARDS	29.0
6.9	YARDS PER PLAY	3.4
20	FIRST DOWNS PER GAME	13
52.0	PENALTY YARDS PER GAME	26.0
44.0	AVERAGE PUNT	38.2
39.0	NET PUNT AVERAGE	37.8
63.2	AVERAGE PER KICKOFF	58.0
43.3	NET KICK AVERAGE	37.0
27:46	TIME OF POSSESSION	32:14
44% (4/9)	3RD DOWN %	13% (2/15)
0% (0/1)	4TH DOWN %	60% (3/5)
1 (-1)	SACKS BY (YDS)	1 (-2)
4	TOUCHDOWNS SCORED	1
2/2	FG ATTEMPTS	1/1
3/3	RED ZONE SCORES	2/3

LOSSES

ETSU	CATEGORY	OPP
17.5	POINTS PER GAME	41.5
191.5	TOTAL OFFENSE	430.5
41.5	RUSHING YARDS	226.5
150.0	PASSING YARDS	204.0
3.4	YARDS PER PLAY	5.6
13.5	FIRST DOWNS PER GAME	25.0
52.0	PENALTY YARDS PER GAME	80.0
37.2	AVERAGE PUNT	44.2
28.1	NET PUNT AVERAGE	44.0
64.6	AVERAGE PER KICKOFF	63.1
39.9	NET KICK AVERAGE	42.5
26:50	TIME OF POSSESSION	33:10
26% (7/27)	3RD DOWN %	59% (19/32)
0% (0/1)	4TH DOWN %	33% (1/3)
1 (-1)	SACKS BY (YDS)	6 (-46)
4	TOUCHDOWNS SCORED	11
1/1	FG ATTEMPTS	2/3
1/1	RED ZONE SCORES	10/11

SCORE BY QUARTER

	1ST	2ND	3RD	4TH	OT	TOTAL
ETSU	7	14	7	3	0	31
OPP	0	3	7	0	0	10

SCORE BY QUARTER

	1ST	2ND	3RD	4TH	OT	TOTAL
ETSU	7	14	6	8	0	35
OPP	28	7	24	24	0	83



**2017 Buccaneer Football
GAME NOTES**

	<p>LIMESTONE Sept. 2 - 7pm ETSU Football Stadium Johnson City, Tenn.</p>	<p>The Buccaneers opened William B. Greene, Jr. Stadium with a 31-10 victory over Limestone in front of a sellout crowd of 9,530 on Saturday night ... Saturday marked ETSU's first game on campus since Nov. 22, 2003 and its first game outdoors on campus since Nov. 25, 1972 ... The Bucs outscored LC, 21-3, in the first half and held the Saints to 65 yards of total offense in the first 30 minutes ... Austin Herink tied a career high with three touchdown passes and completed a record-setting 15 straight passes.</p>
	<p>JAMES MADISON Sept. 9 - 6pm Bridgeforth Stadium Harrisonburg, Va.</p>	<p>After winning the 2016 FCS Championship, JMU hosted the Bucs in its first home game of the 2017 campaign ... All-American quarterback Bryan Schor tied a career high by passing five touchdown passes, while JMU scored 21 first-quarter points en route to cruising to a 52-10 win in front of 24,722 fans ... The Dukes out-gained ETSU 426 to 175 and went 10-of-15 on third down ... ETSU's average starting position was on its own 16-yard line, while JMU's after starting field position was on its own 37</p>
	<p>THE CITADEL Sept. 16 - 1pm ETSU Football Stadium Johnson City, Tenn.</p>	<p>Despite leading 17-7 with 11:01 remaining in the third quarter, ETSU could not hold on for the win as The Citadel outscored the Bucs 24-8 in the final 19 minutes to rally for a 31-25 win ... The Citadel ran 29 more plays than ETSU, 83-54, while out-gaining the Blue and Gold 435 to 208 ... The Bulldogs rushed for 331 yards and three touchdowns, while holding the Bucs to 26 yards ... ETSU threw for 182 yards and two touchdowns ... ETSU was held to 2-of-12 on third down, while the Bulldogs went 9-of-17 ... The Citadel won the time of possession by 14 minutes, 37 to 23.</p>
	<p>MERCER Oct. 23 - 3:30pm ETSU Football Stadium Johnson City, Tenn.</p>	<p>Mercer - who went 6-5 (4-4 SoCon) in 2016 - is gearing up for its fifth season of FCS football ... The Bears have increased their win total in each of their first three seasons in the SoCon - going from 1-6 in 2014 and 2-5 in 2015 to 4-4 a year ago ... Mercer has posted three winning seasons in its first four years of football ... Mercer averaged over 27 points per game last season, while posting 389.3 yards of total offense (234.5 passing/176.1 rushing) with 36 offensive touchdowns.</p>
	<p>FURMAN Sept. 30 - 1pm Paladin Football Stadium Greenville, S.C.</p>	<p>Furman begins year one of the Clay Hendrix era as he was named the 23rd coach in Paladin history back on December 19, 2016 ... After losing its first six games of the season - the first four against ranked foes - Furman ended the campaign winning three of its final five games to finish 3-8 (3-5 SoCon) ... The Paladins return four starters on both sides of the ball, and four specialists.</p>
	<p>ROBERT MORRIS Oct. 7 - 3:30pm ETSU Football Stadium Johnson City, Tenn.</p>	<p>After making its first conference road trip of the season, ETSU returns home to host Robert Morris on Homecoming ... The Bucs traveled to Pittsburgh in 2015 and suffered a heartbreaking 21-9 setback after allowing a pair of late scores to squander their fourth-quarter lead ... RMU plays in the Northeast Conference and went 2-9 in 2016.</p>
	<p>WESTERN CAROLINA Oct. 14 - 3:30pm E.J. Whitmire Stadium Cullowhee, N.C.</p>	<p>Western Carolina is led by SoCon Freshman of the Year and Freshman All-American quarterback Tyrie Adams ... Adams is one of nine players returning on the offensive side of the ball, which also includes Detrez Newsome and Terryon Robinson ... Newsome is a three-time all-SoCon selection and three-time All-American selection in 2016, while Robinson earned first team all-SoCon honors last year ... The Catamounts also return seven players on defense ... WCU went 2-9 (1-7 SoCon) in 2016.</p>
	<p>WOFFORD Oct. 28 - 1pm ETSU Football Stadium Johnson City, Tenn.</p>	<p>Wofford advanced to the semifinals of the FCS Playoff as the Terriers fell to national runner-up Youngstown State ... Wofford went 10-4 overall and finished tied for second in the SoCon at 6-2 ... The Terriers return 15 starters - six offense, eight defense and one specialist from last year's team ... Wofford ranked fourth in the FCS in rushing offense (279.6) and fifth in total defense (287.2) and defensive touchdowns (4).</p>
	<p>VMI Nov. 4 - 12pm ETSU Football Stadium Johnson City, Tenn.</p>	<p>ETSU wraps up its home regular season schedule with VMI where the Bucs are 8-2 all-time against the Keydets in Johnson City ... The Keydets went 3-8, 1-7 in 2016 and return seven players on a strong defensive group - including linebackers Alan Cratsenberg and Ryan Francis ... The duo combined for 222 tackles and 22 tackles for loss in 2016 ... Francis was named second team all-SoCon by the league coaches, while Francis was tabbed first team by the media ... Overall, VMI had nine players earn postseason honors.</p>
	<p>SAMFORD Nov. 11 - 3pm Seibert Stadium Birmingham, Ala.</p>	<p>Samford is coming off a trip to the FCS Playoffs after going 7-5 (5-3 in SoCon) in 2016 ... The Bulldogs are led by junior quarterback Devlin Hodges ... Hodges threw for over 4,000 yards (4,088) and 36 touchdowns a year ago ... Hodges led all FCS players in completions per game (31.25), ranked second in completion % (70.8), and third in passing yards, passing TDs and points responsible for (240) ... Samford went 5-0 at home in 2016.</p>
	<p>CHATTANOOGA Nov. 18 - 2pm Finley Stadium Chattanooga, Tenn.</p>	<p>Chattanooga has made three straight trips to the FCS Playoffs and have totaled a record of 28-12, 19-3 in SoCon over this three-year stretch ... Tom Arth was named the 23rd head coach in program history back in December as Russ Huesman moved to take over head coaching duties at Richmond ... The Mocs return senior quarterback Alejandro Bennifield - who earned all-SoCon honors after posting 26 passing touchdowns in 2016, which ranked second-most in program history.</p>



2017 Buccaneer Football GAME NOTES

LAST TIME OUT..

SEPT. 16, 2017 • JOHNSON CITY, Tenn.

#13 THE CITADEL 31
ETSU 25

WILLIAM B. GREENE, JR. STADIUM (7,544)

JOHNSON CITY, Tenn. (Sept. 16, 2017) – The growth of the ETSU football program took another significant step forward Saturday afternoon at William B. Greene, Jr. Stadium.

Facing The Citadel Bulldogs – the two-time defending Southern Conference champions and the 13th-ranked team in the nation – the Buccaneers built a 10-point lead early in the second half and also did not fold when the Bulldogs clipped off 21 unanswered points to build a 28-17 advantage midway through the fourth quarter. Despite entering the game as a 25-point underdog, the Bucs ultimately dropped the Southern Conference opener, 31-25, but had a final offensive possession with a chance to win late in the game.

With the loss, the Bucs dropped to 1-2 overall, 0-1 in SoCon play, while The Citadel improved to 3-0, 1-0, in front of a crowd of 7,544.

The Bucs, who had their share of breaks in the game thanks to a recovered fumble, a picked off pass, and a blocked field goal attempt, finished with 208 yards in total offense. The majority of those yards came through the air, as junior quarterback Austin Herink (Cleveland) went 18-of-32 for 182 yards and threw a pair of touchdown passes. For The Citadel, the Bulldogs gained 435 yards on the day, with 331 coming on the ground in their patented triple-option offense.

After scoring just seven points in the first half, the Bulldogs scored on their final four possessions of the game with three straight touchdowns and a field goal.

Defensively, junior linebackers Dylan Weigel (Pickerington, Ohio) and River Boruff (Sparta) stood out once again for the Bucs. Weigel finished with 19 tackles, the second highest single-game total in his career, while Boruff had 14 stops to eclipse double digit tackles for the second straight game.

NOTABLES

With his first quarter interception, senior safety Paul Hunter (Denton, Texas) now has two picks on the season, which ties him for the most by a single player in a season since the return of the program in 2015, when former cornerback Tavian Lott (D'Lo, Mississippi) reached that same number of interceptions ... ETSU has now forced at least one turnover in eight straight games and in 18 of its last 21 contests ... With his two extra points in the first half, Jerman now has 47 makes in his career which ranks seventh all time and is one shy of former kicker Jonathan Godfrey ... The Bucs were just 2-of-12 on third down conversions, while The Citadel was 9-of-17 on third down ... The Citadel ran 29 more plays than ETSU, 83-54, while out-gaining the Blue and Gold 435 to 208 ... Nasir Player finished with eight tackles, two tackles for loss, a forced fumble and a blocked field goal ... After only scoring on one of its eight first-half drives, The Citadel scored on all four of its second-half drives en route to outscoring the Bucs, 24-11, in the second half

	CIT	ETSU
Score	31	25
FIRST DOWNS	26	13
RUSHES-YARDS (NET)	72-331	22-26
PASSING YDS (NET)	104	182
Passes Att-Comp-Int	11-4-1	32-18-1
TOTAL OFFENSE PLAYS-YARDS	83-435	54-208
Fumble Returns-Yards	0-0	0-0
Punt Returns-Yards	4-30	1-1
Kickoff Returns-Yards	1-20	3-71
Interception Returns-Yards	1--8	1-0
Punts (Number-Avg)	3-46.3	6-35.7
Fumbles-Lost	4-1	0-0
Penalties-Yards	5-60	2-10
Possession Time	37:00	23:00
Third-Down Conversions	9 of 17	2 of 12
Fourth-Down Conversions	0 of 2	0 of 1
Red-Zone Scores-Chances	3-4	2-2

The Citadel

Rushing	No.	Gain	Loss	Net	TD	Lg	Avg
Drakeford	3	93	0	93	0	22	10.3
Jackson	10	72	2	70	0	22	7.0
D. Allen	16	65	13	52	1	18	3.2
Rainey	11	52	0	52	1	10	4.7

Passing	C-A-I	Yds	TD	Long	Sack
D. Allen	4-10-1	104	1	44	0
Black	0-1-0	0	0	0	0

Receiving	No.	Yards	TD	Long
LeBlanc	3	76	0	44
Webb	1	28	1	28

Punting	No.	Yds	Avg	Long	In20	TB
Cannon	3	139	46.3	55	2	0

Punt Returns	No.	Yards	TD	Long
Nixon	3	24	0	15
K. Williams	1	6	0	6

Kick Returns	No.	Yards	TD	Long
Jackson	1	20	0	20

Tackles	UA-A	Total	Sacks	TFL
B. Roberts	5-1	6	0.0	0.0
K. Williams	4-2	6	0.5	0.5
Pierce	2-3	5	1.0	2.0
Sparr	1-3	4	0.0	0.0

ETSU

Rushing	No.	Gain	Loss	Net	TD	Lg	Avg
Jajuan Stinson	7	37	4	33	1	18	4.7
Austin Herink	10	39	33	6	0	14	0.6
Dontavious Monroe	4	3	2	1	0	2	0.2
Vincent Lowe	1	0	14	-14	0	0-14.0	

Passing	C-A-I	Yds	TD	Long	Sack
Austin Herink	18-32-1	182	2	27	4

Receiving	No.	Yards	TD	Long
Drake Powell	6	76	1	25
Vincent Lowe	3	53	1	27
Kobe Kelley	3	18	0	9
Braxton Richburg	2	11	0	6

Punting	No.	Yds	Avg	Long	In20	TB
Landon Kunak	4	150	37.5	50	1	0
Marion Watson	2	64	32.0	35	1	0

Punt Returns	No.	Yards	TD	Long
Quan Harrison	1	1	0	1

Kick Returns	No.	Yards	TD	Long
Domenique Willis	3	71	0	30

Tackles	UA-A	Total	Sacks	TFL
Dylan Weigel	6-13	19	0.0	0.0
River Boruff	6-8	14	0.0	0.5
Kaman Cooper	5-8	13	0.0	0.0
Nasir Player	4-4	8	0.0	2.0

Qtr	Time	Scoring Play	V-H
1st	12:38	ETSU - Vincent Lowe 22 yd pass from Austin Herink (JJ Jerman kick), 1-22 0:07	0 - 7
	07:10	CIT - Rainey 10 yd run (Godek kick), 11-75 5:28	7 - 7
2nd	01:05	ETSU - Drake Powell 8 yd pass from Austin Herink (JJ Jerman kick), 6-51 1:19	7 - 14
3rd	11:01	ETSU - JJ Jerman 46 yd field goal, 7-45 3:51	7 - 17
	04:17	CIT - D. Allen 1 yd run (Godek kick), 14-75 6:44	14 - 17
4th	11:42	CIT - Webb 7 yd run (Godek kick), 11-66 4:35	21 - 17
	07:50	CIT - Webb 28 yd pass from D. Allen (Godek kick), 4-43 1:46	28 - 17
	05:15	ETSU - Jajuan Stinson 4 yd run (Kobe Kelley pass from Austin Herink), 9-75 2:35	28 - 25
	02:17	CIT - Godek 46 yd field goal, 7-46 2:58	31 - 25

ETSU IN FCS RANKS

STATISTIC	NATIONAL RANK	CONFERENCE RANK	VALUE
3RD DOWN CONVERSION PCT	89	6	0.306
3RD DOWN CONVERSION PCT DEFENSE	86	5	0.447
4TH DOWN CONVERSION PCT	103	6	0.000
4TH DOWN CONVERSION PCT DEFENSE	58	6	0.500
COMPLETION PERCENTAGE	56	5	0.582
FEWEST PENALTIES	24	7	12
FEWEST PENALTIES PER GAME	12	6	4.00
FEWEST PENALTY YARDS	18	6	94
FEWEST PENALTY YARDS PER GAME	8	5	31.33
FIRST DOWNS DEFENSE	88	6	63
FIRST DOWNS OFFENSE	72	6	47
FUMBLES LOST	20	1	1
KICKOFF RETURN DEFENSE	66	5	20.88
KICKOFF RETURNS	90	7	18.00
NET PUNTING	110	9	30.00
PASSES HAD INTERCEPTED	38	3	2
PASSES INTERCEPTED	30	3	3
PASSING OFFENSE	78	4	179.7
PASSING YARDS ALLOWED	12	1	145.7
PASSING YARDS PER COMPLETION	65	5	11.72
PUNT RETURN DEFENSE	113	7	15.89
PUNT RETURNS	105	7	1.00
RED ZONE DEFENSE	75	8	.857
RED ZONE OFFENSE	1	1	1.000
RUSHING DEFENSE	101	7	215.3
RUSHING OFFENSE	107	7	74.3
SACKS ALLOWED	74	7	2.33
SCORING DEFENSE	74	5	31.0
SCORING OFFENSE	68	7	22.0
TACKLES FOR LOSS ALLOWED	80	7	7.33
TEAM PASSING EFFICIENCY	42	5	131.36
TEAM PASSING EFFICIENCY DEFENSE	68	4	135.17
TEAM TACKLES	104	9	0.67
TEAM TACKLES FOR LOSS	83	7	5.0
TIME OF POSSESSION	102	6	27:08
TOTAL DEFENSE	44	3	361.0
TOTAL OFFENSE	106	7	254.0
TURNOVER MARGIN	42	4	0.33
TURNOVERS GAINED	56	5	4
TURNOVERS LOST	32	2	3
WINNING PERCENTAGE	59	5	.333

INDIVIDUAL

COMPLETION PERCENTAGE	AUSTIN HERINK	54	4	0.582
FIELD GOAL PERCENTAGE	JJ JERMAN	1	1	1.000
FIELD GOALS PER GAME	JJ JERMAN	32	2	1.00
INTERCEPTIONS PER GAME	PAUL HUNTER	22	2	0.7
PASSING EFFICIENCY	AUSTIN HERINK	44	4	131.4
PASSING YARDS	AUSTIN HERINK	49	4	539
POINTS RESPONSIBLE FOR	AUSTIN HERINK	41	4	32
RECEIVING TOUCHDOWNS	VINCENT LOWE	30	4	2
TACKLES FOR LOSS	NASIR PLAYER	42	2	1.7
TOTAL TACKLES	DYLAN WEIGEL	13	2	11.0
TOTAL TACKLES	RIVER BORUFF	24	3	10.3



2017 Buccaneer Football GAME NOTES

SOUTHERN CONFERENCE POSTSEASON HONORS

OFFENSE			FIRST TEAM			DEFENSE		
Pos	PLAYER	SCHOOL	Pos	PLAYER	SCHOOL	Pos	PLAYER	SCHOOL
QB	DEVLIN HODGES, R-Jr.	SAM	DL	AHMAD GOODEN, R-Jr.	SAM	DL	ISAIAH MACK, Jr.	UTC
RB	CAM JACKSON, Sr.	CIT	DL	MILES BROWN, Jr.	WOF	DL	TYLER VAUGHN, Sr.	WOF
RB	DETREZ NEWSOME, Sr.	WCU	DL	TYLER VAUGHN, Sr.	WOF	LB	SHAHEED SALMON, Sr.	SAM
OL	TYLER DAVIS, Jr.	CIT	LB	DALE WARREN, Sr.	UTC	LB	ALLAN CRATSNBERG, Sr.	VMI
OL	MATTHEW SCHMIDT, Sr.	FUR	LB	ALLAN CRATSNBERG, Sr.	VMI	LB	DATAVIOUS WILSON, So.	WOF
OL	THOMAS MARCHMAN, Sr.	MER	DB	KAILIK WILLIAMS, Sr.	CIT	DB	OMARI WILLIAMS, Sr.	SAM
OL	JOSH CARDIELLO, Sr.	UTC	DB	OMARI WILLIAMS, Sr.	SAM	DB	LUCAS WEBB, Sr.	UTC
OL	ROO DANIELS, Sr.	WOF	DB	LUCAS WEBB, Sr.	UTC	DB	DEVIN WATSON, Jr.	WOF
TE	SAM WALKER, R-Jr.	MER						
WR	KELVIN MCKNIGHT, Jr.	SAM						
WR	TERRYON ROBINSON, R-Sr.	WCU						

SPECIALISTS

Pos	PLAYER	SCHOOL
PK	COLE FISHER, Jr.	MER
P	IAN BERRYMAN, R-Jr.	WCU
RS	DETREZ NEWSOME, Sr.	WCU

SECOND TEAM

OFFENSE			DEFENSE		
Pos	PLAYER	SCHOOL	Pos	PLAYER	SCHOOL
QB	ALEJANDRO BENNIFIELD, Sr.	UTC	DL	KEN ALLEN, Jr.	CIT
RB	ANTONIO WILCOX, Sr.	FUR	DL	JONATHAN KING, Sr.	CIT
RB	RICHARDRE BAGLEY, Sr.	UTC	DL	JAYLAN REID, R-Jr.	FUR
OL	ALEX RIOS, Sr.	ETSU	DL	ISAIAH BUEHLER, R-Jr.	MER
OL	CALEB YATES, Sr.	MER	DL	TAYLOR REYNOLDS, Sr.	UTC
OL	MALCOLM WHITE, So.	UTC	LB	MYLES PIERCE, Sr.	CIT
OL	NATHAN DALTON, R-Jr.	WCU	LB	DYLAN WEIGEL, R-Jr.	ETSU
OL	ROSS DEMMEL, Jr.	WOF	LB	RYAN FRANCIS, R-Sr.	VMI
TE	CHANDLER GOUGER, Sr.	WOF	DB	AAQUIL ANNOOR, Jr.	FUR
WR	MARQUISE IRVIN, Jr.	MER	DB	TREVOR WRIGHT, Sr.	UTC
WR	JAMES STOVALL, Sr.	UTC	DB	GREG SANDERS, Sr.	VMI
			DB	KEION CROSSEN, Sr.,	WCU
			DB	GEORGE GBESSEE, So.	WOF

SPECIALISTS

Pos	PLAYER	SCHOOL
PK	JJ JERMAN, Jr.	ETSU
P	AUSTIN BARNARD, R-Sr.	SAM
RS	CHANDLER CURTIS, Sr.	MER

COACHES POLL

TEAM (1ST-PLACE VOTES)	TOTAL
1. WOFFORD (7)	63
2. THE CITADEL (2)	54
3. SAMFORD	52
4. CHATTANOOGA	41
5. MERCER	32
6. WESTERN CAROLINA	27
7. FURMAN	26
8. ETSU	17
9. VMI	12

MEDIA POLL

TEAM (1ST-PLACE VOTES)	TOTAL
1. WOFFORD (11)	178
2. THE CITADEL (6)	166
3. SAMFORD (3)	156
4. CHATTANOOGA (2)	152
5. MERCER	101
6. FURMAN	87
7. WESTERN CAROLINA	71
8. ETSU	49
9. VMI	30

AROUND THE SOUTHERN CONFERENCE

TEAM	SOCON	OVERALL
WOFFORD	2-0	2-0
THE CITADEL	1-0	3-0
SAMFORD	0-0	2-1
WESTERN CAROLINA	0-0	2-1
CHATTANOOGA	0-0	0-3
VMI	0-0	0-3
ETSU	0-1	1-2
MERCER	0-1	1-2
FURMAN	0-1	0-3

THIS WEEK'S SCHEDULE

SATURDAY, SEPT. 23

FURMAN AT COLGATE, 1PM
 CHATTANOOGA AT VMI, 1:30PM
 GARDNER-WEBB AT WOFFORD, 1:30PM
 MERCER AT ETSU, 3:30PM
 SAMFORD AT WESTERN CAROLINA, 3:30PM

ETSU TEAM RANKINGS IN THE SOCON

SCORING OFFENSE.....	22.0 (7TH)
SCORING DEFENSE.....	31.0 (T5TH)
TOTAL OFFENSE.....	254.0 (7TH)
TOTAL DEFENSE.....	361.0 (3RD)
RUSHING OFFENSE.....	74.3 (7TH)
RUSHING DEFENSE.....	215.3 (T7)
PASSING OFFENSE.....	179.7 (4TH)
PASSING DEFENSE.....	145.7 (1ST)
PASS EFFICIENCY.....	131.4 (5TH)
PASS DEFENSE EFFICIENCY.....	135.2 (4TH)
KICKOFF RETURNS.....	18.0 (7TH)
PUNT RETURN AVG.....	1.0 (T7TH)
INTERCEPTIONS.....	3 (T3RD)
PUNTING.....	30.0 (9TH)
KICKOFF COVERAGE.....	43.5 (4TH)
FIELD GOALS.....	100.0 (T1ST)
PAT KICKING.....	100.0 (T1ST)
SACKS BY.....	0.67 (9TH)
SACKS AGAINST.....	2.33 (T7TH)
FIRST DOWNS.....	15.7 (6TH)
OPP FIRST DOWNS.....	21.0 (6TH)
3RD DOWN CONVERSIONS.....	30.6 (6TH)
OPP 3RD DOWN CONVERT.....	44.7 (5TH)
4TH DOWN CONVERSIONS.....	0.0 (T6TH)
OPP 4TH DOWN CONVERT.....	50.0 (6TH)
PENALTIES.....	31.3 (5TH)
OPPONENT PENALTIES.....	62.0 (3RD)
TIME OF POSSESSION.....	27:08 (6TH)
TURNOVER MARGIN.....	+1 (T4TH)
RED ZONE OFFENSE.....	100.0 (T1ST)
RED ZONE DEFENSE.....	85.7 (8TH)

ETSU SOCON PLAYER OF THE WEEK

DYLAN WEIGEL.....DEFENSIVE (SEPT. 16, vs. CITADEL)



2017 Buccaneer Football GAME NOTES

ETSU LEADERS

RUSHING	GP	ATT	GAIN	LOSS	NET	AVG	TD	LG	AVG/G
JAJUAN STINSON	3	36	150	16	134	3.7	2	18	44.7
AUSTIN HERINK	3	23	85	52	33	1.4	0	14	11.0
PASSING	GP	EFFIC	COMP-ATT-INT	PCT	YDS	TD	LG	AVG/G	
AUSTIN HERINK	3	131.36	46-79-2	58.2	539	5	45	179.7	
RECEIVING	G	NO.	YDS	AVG	TD	LG	AVG/G		
VINCENT LOWE	3	11	121	11.0	2	27	40.3		
DRAKE POWELL	3	9	104	11.6	1	25	34.7		
ANDREW HEYWARD	3	4	70	17.5	1	43	23.3		
PUNT RETURNS	NO.	YDS	AVG	TD	LG				
DOMENIQUE WILLIAMS	2	2	1.0	0	3				
QUAN HARRISON	1	1	1.0	0	1				
KICK RETURNS	NO.	YDS	AVG	TD	LG				
DOMENIQUE WILLIAMS	5	105	21.0	0	30				
QUAN HARRISON	2	44	22.0	0	24				
JEREMY LEWIS	2	38	19.0	0	24				
ALL PURPOSE	G	RUSH	RCV	PR	KOR	IR	TOT	AVG/G	
DOMENIQUE WILLIAMS	3	0	0	2	105	33	140	46.7	
JAJUAN STINSON	3	134	0	0	0	0	134	44.7	
VINCENT LOWE	3	-14	121	0	0	0	107	35.7	

MERCER LEADERS

RUSHING	GP	ATT	GAIN	LOSS	NET	AVG	TD	LG	AVG/G
TEE MITCHELL	3	31	125	23	102	3.3	0	14	34.0
CJ LEGGETT	3	28	100	6	94	3.4	1	14	31.3
PASSING	GP	EFFIC	COMP-ATT-INT	PCT	YDS	TD	LG	AVG/G	
KAELAN RILEY	3	124.88	52-86-4	60.5	519	6	58	173.0	
TANNER BRUMBY	3	139.20	3-3-0	100.0	14	0	7	4.7	
RECEIVING	G	NO.	YDS	AVG	TD	LG	AVG/G		
MARQUISE IRVIN	3	16	123	7.7	2	29	41.0		
SAM WALKER	3	11	80	7.3	2	18	26.7		
AVERY WARD	3	8	118	14.8	1	41	39.3		
PUNT RETURNS	NO.	YDS	AVG	TD	LG				
CHANDLER CURTIS	4	69	17.2	0	51				
MARQUISE IRVIN	1	4	4.0	0	4				
KICK RETURNS	NO.	YDS	AVG	TD	LG				
RASHAD HAYNES	3	112	37.3	0	90				
ALEX LAKES	1	19	19.0	0	19				
ALL PURPOSE	G	RUSH	RCV	PR	KOR	IR	TOT	AVG/G	
TEE MITCHELL	3	102	63	0	0	0	165	55.0	
CHANDLER CURTIS	3	3	49	69	18	0	139	46.3	
MARQUISE IRVIN	3	0	123	4	0	0	127	42.3	

DEFENSIVE LEADERS

TACKLES	GP	UA-AA	TOTAL	AVG.
DYLAN WEIGEL	3	14-19=33		11.0
RIVER BORUFF	3	15-16=31		10.3
KAMAN COOPER	3	9-17=26		8.7
TFL	TOTAL	YDS		
NASIR PLAYER	5.0	-13		
RIVER BORUFF	1.5	-12		
BLAKE BOCKRATH	1.5	-13		
AUSTIN GATEWOOD	1.5	-5		
PAUL HUNTER	1.5	-4		

SACKS

SACKS	TOTAL	YDS
DYLAN WEIGEL	1.0	-1
BLAKE BOCKRATH	1.0	-1

INTERCEPTIONS

INTERCEPTIONS	TOTAL
PAUL HUNTER	2
DOMENIQUE WILLIAMS	1

FUMBLES FORCED

FUMBLES FORCED	TOTAL
NASIR PLAYER	1
ALONZO FRANCOIS	1

FUMBLES RECOVERED

FUMBLES RECOVERED	TOTAL
JACK SHOULDERS	1

HEAD-TO-HEAD COMPARISON

ETSU	OFFENSE	MER
66	SCORING	79
22.0	POINTS PER GAME	39.5
47	FIRST DOWNS	53
762	TOTAL OFFENSE	993
254.0	YARDS PER GAME	496.5
223	RUSHING YARDAGE	809
74.3	RUSHING AVERAGE PER GAME	404.5
539	PASSING YARDAGE	184
179.7	PASSING AVERAGE PER GAME	92.0
ETSU	TEAM STATS	MER
12-94	PENALTIES-YARDS	5-51
31% (11/36)	3RD DOWN CONVERSION	66% (21/32)
0% (0/2)	4TH DOWN CONVERSION	67% (2/3)
ETSU	DEFENSE	MER
93	POINTS ALLOWED	21
31.0	POINTS ALLOWED PER GAME	10.5
1083	TOTAL OFFENSE ALLOWED	505
361.0	YARDS ALLOWED PER GAME	252.5
646	RUSHING YARDS ALLOWED	187
215.3	RUSHING AVERAGE ALLOWED	93.5
437	PASSING YARDS ALLOWED	318
145.7	PASSING AVERAGE ALLOWED	159.0

DEFENSIVE LEADERS

TACKLES	GP	UA-AA	TOTAL	AVG.
LEMARKUS BAILEY	3	18-11=29		9.7
ERIC JACKSON	3	8-18=26		8.7
LEE BENNETT	3	8-15=23		7.7
TFL	TOTAL	YDS		
LEMARKUS BAILEY	3.5	-16		
KYLE WILLIAMS	3.0	-16		
TRAVONTE EASLEY	2.0	-3		
SACKS	TOTAL	YDS		
KYLE WILLIAMS	1.0	-7		
LEE BENNETT	1.0	-3		
AUSTIN WYSOR	1.0	-2		

INTERCEPTIONS

INTERCEPTIONS	TOTAL
LEMARKUS BAILEY	1
KAM LOTT	1

FUMBLES FORCED

FUMBLES FORCED	TOTAL
STEPHEN HOUZAH	2

FUMBLES RECOVERED

FUMBLES RECOVERED	TOTAL
SIX PLAYERS WITH	1



2017 Buccaneer Football GAME NOTES

TALE OF THE TAPE

TWO DEEP BREAKDOWN (HEIGHT/WEIGHT)

ETSU O-LINE	6-4	295	MER O-LINE	6-3	283
MER D-LINE	6-3	277	ETSU D-LINE	6-2	270

ETSU WRs	6-0	183	MER WRs	6-0	194
MER DBs	5-10	189	ETSU DBs	5-11	181

By Class	ETSU			MER		
	Off.	Def.	Tot.	Off.	Def.	Tot.
FRESHMAN	3	5	8	6	4	10
SOPHOMORES	12	7	19	5	5	10
JUNIORS	11	7	18	7	7	14
SENIORS	3	4	7	4	6	10

QUICK FACT COMPARISON

SCHOOLS	ETSU	MERCER
LOCATION	Johnson City, Tenn.	Macon, Ga.
FOUNDED	1911	1833
ENROLLMENT	14,957	8,600
NICKNAME	Buccaneers	Bears
CONFERENCE	Southern (SoCon)	Southern (SoCon)
COLORS	Navy & Old Gold	Orange & Black
HOME FIELD	William B. Greene Jr. Stadium	Five Star Stadium
CAPACITY	7,694	10,200
FIELD SURFACE	Field Turf	FieldTurf
HEAD COACH	Carl Torbush	Bobby Lamb
OVERALL RECORD	28-43 (7th season)	95-61 (15th Season)
RECORD AT SCHOOL	8-17 (3rd season)	29-21 (3rd Season)
WEBSITE	ETSUBucs.com	MercerBears.com

SERIES HISTORY: MERCER LEADS, 0-2

AT ETSU: --
 AT MER: MER LEADS, 2-0
 LAST ETSU WIN: --
 LAST MER WIN: 21-13 (2016; MER)
 LONGEST ETSU WIN STREAK: --
 LONGEST MER WIN STREAK: 2 (2015-PRES.)
 LAST 10 MEETINGS: MER LEADS, 2-0

CURRENT STREAK: MER, 2
 LARGEST ETSU WIN: --
 LARGEST MER WIN: 52-0, 2015
 MOST POINTS SCORED BY ETSU: 13, 2016
 MOST POINTS SCORED BY CIT: 52, 2015

LAST FIVE MEETINGS

YEAR	SITE	RESULT	ETSU	MER
2015	A	L	13	21
2016	A	L	0	52

LAST TIME VS. MERCER...

NOV. 5, 2016 • MACON, GA.

ETSU	13
MERCER	21

FIVE STAR STADIUM (10,913)

MACON, Ga. (Nov. 5, 2016) – Despite taking a 13-7 lead into the fourth quarter, the ETSU football team couldn't hang on as Mercer struck for 14 unanswered points to rally for a 21-13 win over the Buccaneers on Saturday evening at Five Star Stadium.

After suffering a 52-0 loss to Mercer in a non-conference a year ago, the Blue and Gold showed a tremendous amount of fight and growth a year later. The Bucs went toe-to-toe with the Bears for all 60 minutes and took a big step forward in Southern Conference play.

Overall, ETSU out-gained the Bears, 372-367, and held Mercer to seven points in the first 45-plus minutes, but red-shirt senior John Russ – one of the top quarterbacks in the conference – went 6-of-9 for 65 yards and two touchdowns in the fourth quarter to ignite the comeback. The Bucs passed for 267 yards and rushed for 105, while the Bears ran for 195 yards and threw for 172.

Russ' third touchdown came with five minutes remaining to put Mercer ahead by eight – and despite the Buccaneer offense going three-and-out on the ensuing possession – ETSU's defense made another stop to give Austin Herink (Cleveland, Tenn.) and company one final chance to tie the game. After starting the drive at its own 10-yard line, Herink helped direct the offense to Mercer's 32 before his pass to the end zone was intercepted by defensive back Eric Jackson with less than 10 seconds remaining. On the final pass play, Jeremy James tipped the pass – which was intended for Kobe Kelley (Knoxville, Tenn.) – then kicked it up in the air to allow for Jackson to get there for the interception.

	ETSU	MER
Score	13	21
FIRST DOWNS	17	17
RUSHES-YARDS (NET)	34-105	45-195
PASSING YDS (NET)	267	172
Passes Att-Comp-Int	38-25-1	29-17-0
TOTAL OFFENSE PLAYS-YARDS	72-372	74-367
Fumble Returns-Yards	0-0	0-0
Punt Returns-Yards	0-0	2-11
Kickoff Returns-Yards	3-72	4-60
Interception Returns-Yards	0-0	1-0
Punts (Number-Avg)	7-37.1	8-34.4
Fumbles-Lost	1-0	2-2
Penalties-Yards	6-60	11-92
Possession Time	31:17	28:43
Third-Down Conversions	8 of 19	8 of 18
Fourth-Down Conversions	0 of 1	1 of 1
Red-Zone Scores-Chances	2-3	2-3

ETSU							Mercer								
Rushing	No.	Gain	Loss	Net	TD	Lg	Avg	Rushing	No.	Gain	Loss	Net	TD	Lg	Avg
Jejuan Stinson	8	52	4	48	0	23	6.0	John Russ	16	98	7	91	0	22	5.7
Falon Lee	9	34	0	34	0	11	3.8	CJ Kleckley	13	69	3	66	0	28	5.1
Austin Herink	13	31	13	18	0	7	1.4	Kyle Trammell	9	23	0	23	0	5	2.6
Matt Thompson	2	3	0	3	0	2	1.5	Payton Usher	6	19	0	19	0	9	3.2
Passing	C-A-I	Yds	TD	Long	Sack			Passing	C-A-I	Yds	TD	Long	Sack		
Austin Herink	25-37-1	267	1	69	3			John Russ	17-29-0	172	3	33	2		
TEAM	0-1-0	0	0	0	0										
Receiving	No.	Yards	TD	Long				Receiving	No.	Yards	TD	Long			
Drake Powell	8	143	1	69				Marquise Irvin	8	86	1	33			
Dalton Ponchillia	5	49	0	26				Robert Brown	4	23	1	10			
Hunter Wike	3	22	0	9				Chandler Curtis	2	28	1	24			
Kobe Kelley	3	20	0	12				Sam Walker	1	17	0	17			
Punting	No.	Yds	Avg	Long	In20	TB		Punting	No.	Yds	Avg	Long	In20	TB	
Marion Watson	6	226	37.7	50	3	1		Tyler Zielenske	8	275	34.4	41	2	0	
Landon Kunak	1	34	34.0	34	0	0									
Punt Returns	No.	Yards	TD	Long				Punt Returns	No.	Yards	TD	Long			
								Marquise Irvin	2	11	0	10			
Kick Returns	No.	Yards	TD	Long				Kick Returns	No.	Yards	TD	Long			
Domenique Willia	2	52	0	31				Chandler Curtis	3	57	0	25			
Artevis Smith	1	20	0	20				Sytavious Brown	1	3	0	3			
Tackles	UA-A	Total	Sacks	TFL				Tackles	UA-A	Total	Sacks	TFL			
Ryan Powers	4-8	12	0.0	0.5				Eric Jackson	4-7	11	0.0	0.5			
Dylan Weigel	4-7	11	0.0	0.0				LeMarkus Bailey	3-6	9	0.0	0.0			
Trey Quillin	3-8	11	0.0	0.5				Lee Bennett	2-7	9	0.0	0.0			
River Boruff	4-3	7	0.0	1.0				Will Coneway	5-2	7	2.0	3.5			

Qtr	Time	Scoring Play	V-H
2nd	10:23	MER - Robert Brown 10 yd pass from John Russ (Cole Fisher kick), 11-47 5:53	0 - 7
3rd	08:56	ETSU - JJ Jerman 33 yd field goal, 7-40 3:39	3 - 7
	07:24	ETSU - Drake Powell 69 yd pass from Austin Herink (JJ Jerman kick), 1-69 0:10	10 - 7
	00:45	ETSU - JJ Jerman 32 yd field goal, 10-57 4:52	13 - 7
4th	13:16	MER - Marquise Irvin 33 yd pass from John Russ (Cole Fisher kick), 9-73 2:29	13 - 14
	05:00	MER - Chandler Curtis 4 yd pass from John Russ (Cole Fisher kick), 14-85 6:21	13 - 21



2017 Buccaneer Football GAME NOTES



CARL TORBUSH • HEAD COACH • THIRD SEASON

RECORD AT ETSU: 8-17
HOME RECORD AT ETSU: 7-7
ROAD RECORD AT ETSU: 1-10
OVERALL RECORD: 28-41 (2-0 BOWL GAMES) SEVEN SEASONS

Carl Torbush was named head coach of the East Tennessee State University football program on June 21, 2013, and tasked with resurrecting a program that kicked off a new era of play in the fall of 2015.

In his two seasons on the field at ETSU, Torbush has posted seven wins, which includes victories over No. 18 Samford to end the 2016 season, along with season-opening wins at Kennesaw State (20-17, 20T) and versus Western Carolina (34-31) at Bristol Motor Speedway in front of a record crowd 13,863 fans. Torbush - who recorded his first win at ETSU back on Oct. 31, 2015 against Warner - went from a two-win season in 2015 to a five-win campaign in the Bucs' first season in the Southern Conference. Following a 2-0 start in 2016, the Buccaneers were receiving votes of the STATS FCS Top 25.

Torbush coached four all-Southern Conference performers in 2016 as sophomore linebacker was named second team all-conference, while defensive linemen Nasir Player and Jason Maduafokwa, along with offensive lineman Ben Blackmon earned all-freshman team honors. Weigel - who has totaled 233 tackles in his first two seasons - led all FCS players in solo tackles (79) and was named a Finalist for the STATS FCS Freshman of the Year Award.

Torbush and the Bucs enter the third year of the program in 2016 as ETSU opens its brand new on-campus stadium against Limestone on Sept. 2, 2017.

With the success on the field, Torbush's teams have excelled off the field as 75 Buccaneers have been placed on the Southern Conference Honor Roll over the last two seasons.

Torbush, whose career includes head coaching stops at North Carolina and Louisiana Tech, has built a strong reputation as an outstanding defensive strategist after having served as a defensive coordinator at six FBS programs, including Alabama, Mississippi, Mississippi State, Kansas, Texas A&M and UNC.

The most notable coaching stop on Torbush's resume was at North Carolina, where he served as defensive coordinator from 1988-97 before being promoted to head coach for three seasons (1998-2000).

While at North Carolina, Torbush's defenses led the ACC in 1995, 1996 and 1997 and he was named National Defensive Coordinator of the Year in 1996. As head coach of the Tar Heels, Torbush guided UNC to a pair of bowl wins, capturing the 1997 Gator Bowl and the 1998 Las Vegas Bowl. In total, Torbush has been a part of 11 teams that have made bowl appearances.

A 1974 graduate of Carson-Newman College, Torbush spent the 2012 season as linebackers coach at Liberty University under the direction of head coach Turner Gill. In 2010, Torbush also worked under Gill as defensive coordinator and linebackers coach at Kansas.

rior to joining Gill at Kansas, Torbush spent six out of the previous nine seasons as an FBS defensive coordinator at Mississippi State (2009), Texas A&M (2003-05) and Alabama (2001-02). During each stop, Torbush had direct oversight of each program's linebacking corps.

During his time at Alabama, Torbush helped guide the Crimson Tide to a No. 3 final national ranking in total defense during 2002 and he was named SEC Assistant Coach of the Year in 2002.

Sandwiched between his three FBS defensive coordinator stops, Torbush returned to his alma mater and served as assistant head coach and linebackers coach at Carson-Newman for three seasons (2006-08). During that three-year span, Carson-Newman posted a 25-8 record, spotlighted by a 10-1 record in 2007.

Prior to his days at North Carolina, Torbush served one season as head coach at Louisiana Tech (1987).

Torbush got his coaching start at Carter High School in Knoxville in 1974 before joining Baylor's staff as a graduate assistant in 1975.

Torbush received his first full-time coaching position in 1976 at Southeastern Louisiana, where he spent four years as a linebackers and defensive ends coach (1976-79). He also served as the head baseball coach at the school from 1976 to 1979. While at Southeastern Louisiana, his teams won a Gulf South Conference Championship and he was named the league's coach of the year in 1978.

Following a three-year stint at Louisiana Tech (1980-82), Torbush was named the defensive coordinator at Mississippi for four seasons (1983-86). During his final year, the Rebels led the SEC in total defense.

During his playing days at Carson-Newman, Torbush was a letterwinner in both football and baseball, earning NAIA All-America first team honors in both sports. The success of his collegiate playing days has earned him a spot in both the Carson-Newman and Knoxville Sports Halls of Fame.

Prior to starting his football coaching career, Torbush played one year of minor league baseball in the Kansas City Royals organization (1975).

Torbush, a native of East Spencer, N.C., earned his bachelor's degree in physical education from Carson-Newman in 1974. He would go on to earn a master's degree from Baylor in physical education in 1976. He and his wife, Janet, have one son, Trey.

THE TORBUSH FILE

Hometown East Spencer, N.C.

Wife Janet

Son Trey

Education

Carson-Newman, B.S. Physical Education, 1974;

Baylor, M.A. Physical Education, 1976

Playing Experience

LB, Carson-Newman 1971-73

C/1B, Carson-Newman, 1971-73 (Baseball)

Coaching Experience

1975 Baylor, Graduate Assistant

1976-79 Southeastern Louisiana (LB/DE)

1980-82 Louisiana Tech (AHC/LB)

1983-86 Ole Miss (DC/LB)

1987 Louisiana Tech (HC)

1988-1997 North Carolina (DC/LB)

1997-2000 North Carolina (HC)

2001-02 Alabama (DC/LB)

2003-05 Texas A&M (DC/LB)

2006-08 Carson-Newman (AHC/LB)

2009 Mississippi State (DC/LB)

2010-11 Kansas (DC)

2012 Liberty (AHC/LB)

2015-pres. ETSU (HC)



ETSU ALL-TIME COACHING RECORDS

Coach	Seasons	Years	Record
Carl Torbush	3	2015-pres.	8-17
Paul Hamilton	7	1997-2003	38-41
Mike Cavan	5	1992-96	30-27
Don Riley	4	1988-91	10-34
Mike Ayers	3	1985-87	11-21-1
Buddy Sasser	2	1983-84	9-13
Jack Carlisle	5	1978-82	21-34
Roy Frazier	5	1973-77	16-36-2
John Robert Bell	7	1966-72	31-32-5
Star Wood	13	1952-53, 55-65	64-53-6
Hal Littleford	1	1954	5-4-1
L.T. Roberts	5	1947-51	23-20-2
Gene McMurray	11	1932-41, 46	51-32-5
J.S. Batey	2	1930-31	1-10-2
John Robinson	5	1925-29	13-21-2
J.K. Luck	3	1922-24	8-12-1
W.R. Windes	2	1920-21	2-5



2017 Buccaneer Football GAME NOTES

NO.	NAME	POS.	HT.	WT.	YR.	HOMETOWN (PREVIOUS SCHOOL)	NO.	NAME	POS.	HT.	WT.	YR.	HOMETOWN (PREVIOUS SCHOOL)
1	Domenique Williams	DB	5-10	160	Jr.	Charlotte, N.C. (West Mecklenburg)	48	Haddon Hill	FB	6-1	230	RSO.	Knoxville, Tenn. (Hardin Valley Academy)
2	Kaman Cooper	DB	6-2	205	So.	Warner Robins, Ga. (Butler CC)	49	Jason Maduafokwa	DL	6-3	256	RSO.	Seymour, Tenn. (The King's Academy)
3	Dontavius Monroe	RB	5-8	186	So.	Delray Beach, Fla. (Atlantic HS)	51	Austin Rowan	DL	6-1	265	So.	Knoxville, Tenn. (Knox Catholic)
4	Vincent Lowe	WR	5-9	181	Sr.	Chesapeake, Va. (Old Dominion)	52	Spencer Brien	LB	6-0	225	RJr.	Gatlinburg, Tenn. (Gatlinburg-Pittman)
5	Keanu James	DB	5-10	172	Jr.	Dacula, Ga. (Mill Creek HS)	54	Colton Lakes	LB	6-5	225	RFr.	Loveland, Ohio (Loveland HS)
6	Jajuan Stinson	RB	5-9	186	RJr.	Knoxville, Tenn. (Knox Central HS)	55	Devon Johnson	DL	6-3	267	RSO.	Alpharetta, Ga. (Alpharetta HS)
7	Austin Herink	QB	6-3	209	RJr.	Cleveland, Tenn. (Cleveland HS)	56	Adam Mullins	LS	6-0	230	RJr.	Elizabethton, Tenn. (Elizabethton HS)
8	River Boruff	LB	6-2	228	RJr.	Sparta, Tenn. (White County HS)	57	Matt Pyke	OL	6-2	302	RJr.	Clinton, Tenn. (Anderson County HS)
9	Drake Powell	WR	6-2	200	Jr.	Clinton, Tenn. (Clinton HS)	61	Isaiah Jones	OL	6-4	319	Fr.	Clemmons, N.C. (West Forsyth HS)
10	Austin Gatewood	LB	6-1	225	RJr.	Ooltewah, Tenn. (East Hamilton HS)	62	Mason McNutt	OL	6-4	275	RSO.	Knoxville, Tenn. (South-Doyle HS)
11	Trey Quillin	LB	6-2	235	RJr.	New Albany, Ohio (New Albany HS)	65	Ben Blackmon	OL	6-3	294	RSO.	Newberry, S.C. (Newberry HS)
12	Dylan Wieger	QB	6-3	235	RSO.	Kingsport, Tenn. (Sullivan South HS)	67	Myles Smith	OL	6-5	303	RSO.	Chattanooga, Tenn. (Red Bank HS)
14	Tyree Robinson	DB	5-11	177	Fr.	Gainesville, Ga. (Gainesville HS)	68	Michael Scates	OL	6-5	290	RJr.	Knoxville, Tenn. (Fulton HS)
15	Falon Lee	RB	5-10	203	RSr.	Maccleddy, Fla. (Miami Ohio)	69	Sammy Hall	OL	6-4	298	RSr.	Smithville, W.Va. (U of Charleston)
17	Quan Harrison	WR	5-10	183	RSO.	Greenville, Tenn. (Greenville HS)	70	Alex Rios	OL	6-5	295	Sr.	Tucson, Ariz. (Pima CC)
18	Malik Styles	WR	5-10	176	RJr.	Dandridge, Tenn. (Jefferson County HS)	71	Dustin Nickle	LS	6-2	226	RSO.	Knoxville, Tenn. (Webb School)
19	Nick Sexton	QB	6-3	204	RJr.	Seymour, Tenn. (Seymour HS)	72	Eddie Gajardo	OL	6-6	291	RFr.	Greenville, Tenn. (Greenville HS)
21	Jack Shoulders	WR	6-0	184	RSO.	Nashville, Tenn. (Father Ryan HS)	73	Myles Taylor	OL	6-6	267	RSO.	Franklin, Tenn. (Battle Ground Academy)
22	Zack Yancey	LB	5-11	210	Fr.	Opelika, Ala. (Opelika HS)	76	Cody Cornelius	OL	6-6	287	Jr.	Harrogate, Tenn. (Cumberland Gap HS)
23	Charlie Jackson	DB	6-2	192	RSO.	Christiansburg, Va. (Christiansburg HS)	77	Garrett Curtis	OL	6-2	310	RSO.	Knoxville, Tenn. (Hardin Valley Academy)
24	Alonzo Francois	LB	5-9	197	RJr.	Ooltewah, Tenn. (East Hamilton HS)	78	Kevin McConnell	OL	6-7	291	RSO.	Hiawassee, Ga. (Townsend County HS)
25	Daren Ardis	DB	5-10	169	Sr.	Bradenton, Fla. (Rochester Comm & Tech)	79	Cameron Parker	OL	6-6	291	RFr.	Asheville, N.C. (TC Roberson HS)
26	Artevius Smith	DB	5-10	172	RFr.	Birmingham, Ala. (Clay-Chalkville HS)	80	Hunter Wike	WR	6-2	189	RJr.	Canton, N.C. (Pisgah HS)
27	Matt Thompson	RB	5-11	227	RJr.	Morristown, Tenn. (The Citadel)	81	Adam Mitchell	TE	6-3	210	RSO.	Bristol, Tenn. (Tennessee HS)
30	Cory Colder	RB	5-8	205	RJr.	Ashburn, Va. (East Coast Prep)	83	Joe DeFatta	K/P	5-8	176	RJr.	Franklin, Tenn. (MTSU)
31	Paul Hunter	DB	5-11	183	Sr.	Denton, Texas (Ryan HS/Trinity Valley CC)	84	Justin Gilliam	TE	6-2	228	Jr.	Jonesville, Va. (Lee County HS)
32	JD Griffin	LB	6-3	233	So.	Kodak, Tenn. (Sevier County HS)	85	JJ Jerman	K/P	5-10	174	Jr.	Seymour, Tenn. (Seymour HS)
33	Tony Mitchell	LB	5-11	187	So.	Robertsdale, Ala. (Spanish Fort HS)	86	Kobe Kelley	WR	6-2	184	Jr.	Knoxville, Tenn. (Grace Christian Academy)
35	Christian Gibson	LB	6-1	200	RSO.	Bristol, Tenn. (Tennessee High)	87	Dylan Dockery	TE	6-2	226	Jr.	Newport, Tenn. (Cocke County HS)
36	Blake Rodgers	RB	6-1	223	RFr.	Kingsport, Tenn. (Dobyns-Bennett HS)	88	Braxton Richburg	WR	6-0	181	RFr.	Hoschton, Ga. (Mill Creek HS)
38	Karon Delince	DB	5-9	170	Fr.	Phenix City, Ala. (Central HS)	89	Anthony Spagnoletti	WR	6-2	188	RSO.	Bealeton, Va. (Liberty HS)
39	Stephen Antonelli	TE	6-3	226	RJr.	Clinton, Tenn. (Clinton HS)	90	Ferguieron Charles	DL	5-11	288	RSr.	Fort Myers, Fla. (Fort Myers HS)
40	Dylan Weigel	LB	6-0	220	RJr.	Pickerington, Ohio (Pickerington North)	91	Chris Bouyer	DL	6-2	278	Jr.	Rock Hill, S.C. (Northwestern HS)
41	James Gowen III	RB	5-10	197	So.	Charlotte, N.C. (Olympics HS)	93	Keilend Clayton	DL	6-2	309	Fr.	Pinson, Ala. (Clay-Chalkville HS)
42	Evan Wick	TE	6-4	249	Jr.	Hallettsville, Texas (Blinn CC)	94	Olajuwon Pinkelton	DL	6-7	236	RFr.	Cincinnati, Ohio (Mount Healthy HS)
43	Titus Tucker	DB	6-2	215	Fr.	Lenoir, N.C. (West Caldwell HS)	96	Landon Kunak	K/P	6-2	184	RSO.	Spartanburg, S.C. (Spartanburg HS)
44	Jack Jones	LB	6-1	216	RJr.	Bristol, Tenn. (Tennessee HS)	97	Tremond Ferrell	DL	6-2	288	Jr.	Washington, Ga. (Washington-Wilkes HS)
45	Nasir Player	DL	6-6	247	RSO.	Columbia, S.C. (Ridge View HS)	99	Blake Bockrath	LB	6-6	224	RFr.	Loveland, Ohio (Kings HS)
46	Marion Watson	K/P	6-2	160	Jr.	Waxhaw, N.C. (Marvin Ridge HS)							
47	Bryce Suber	DB	5-10	184	Sr.	Lebanon, Tenn. (Lebanon HS)							

PRONUNCIATION

#2 Kaman (Cay-min) Cooper	#49 Jason Maduafokwa (Mah-do-ah-FOCK-wah)
#3 Dontavius (Don-Tay-vee-us) Monroe	#51 Austin Rowan (Row-in)
#5 Keanu James (Key-ah-new)	#55 Devon (Devin) Johnson
#7 Austin Herink (Hair-ink)	#80 Hunter Wike (Wyke)
#8 River Boruff (Bore-ruff)	#83 Joe DeFatta (De-fah-tuh)
#12 Dylan Wieger (Wig-er)	#84 Justin Gilliam (GILL-um)
#15 Falon (Fal-in) Lee	#85 JJ Jerman (German)
#18 Malik (Ma-LEEK) Styles	#90 Ferguieron (Ferguson) Charles
#24 Alonzo Francois (Fran-SWAH)	#91 Chris Bouyer (Boy-er)
#26 Artevius (Are-tay-vee-us) Smith	#96 Landon Kunak (Coo-nack)
#38 Karon (Kuh-ron) Delince	
#40 Dylan Weigel (Y-gul)	
#45 Nasir (Nah-seer) Player	

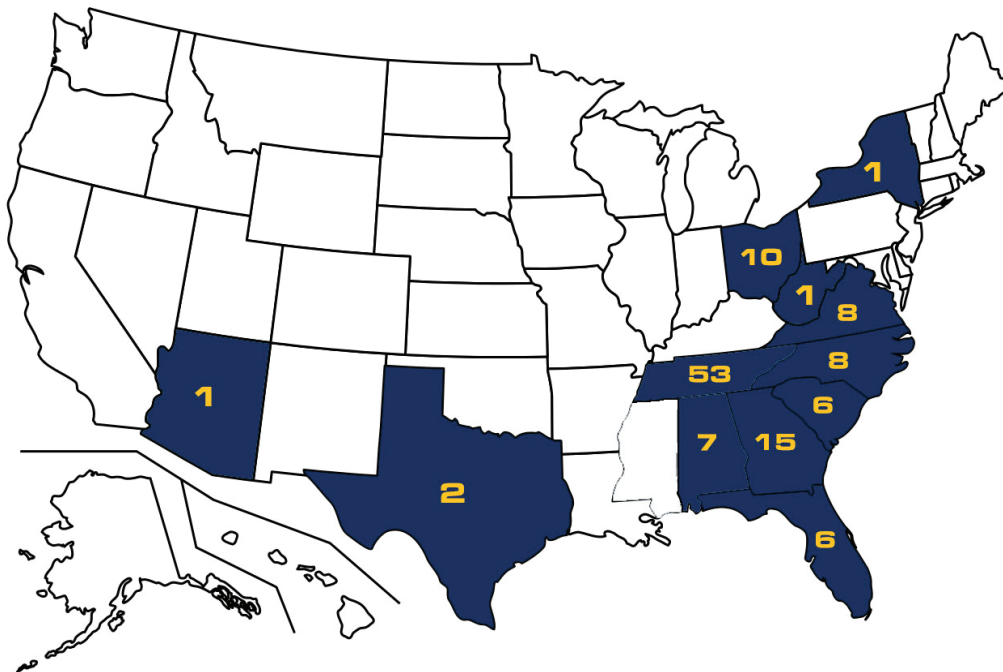
COACHING STAFF

CARL TORBUSH.....	HEAD COACH
MIKE O'CAIN.....	OFFENSIVE COORDINATOR
BILLY TAYLOR.....	DEFENSIVE COORDINATOR/INSIDE LINEBACKERS
DEWAYNE ALEXANDER.....	OFFENSIVE LINE
DARYL DAVE.....	DEFENSIVE LINE
GARY DOWNS.....	RUNNING BACKS
TEDDY GAINES.....	SAFETIES
ANTONIO GOSS.....	CORNERBACKS/SPECIAL TEAMS
DYLAN LEWELLYN.....	OUTSIDE LINEBACKERS
MIKE RADER.....	WIDE RECEIVERS/RECRUITING COORDINATOR
KEVIN SHIPLEY.....	TIGHT ENDS/FULLBACKS
ALLAN JOHNSON.....	STRENGTH AND CONDITIONING
MATT FORREST.....	FOOTBALL ASSISTANT
NATHAN BARGER, ATC.....	ASSISTANT ATHLETIC TRAINER
KELLEN BEWSEY.....	EQUIPMENT MANAGER
ROGER HAMMONS.....	EQUIPMENT MANAGER
JOHN ELLIS DAVIS.....	GRADUATE ASSISTANT -- DEFENSE
DEVIN WHITEHEAD.....	GRADUATE ASSISTANT -- OFFENSE
DYLAN LEFFINGWELL.....	GRADUATE ASSISTANT -- STRENGTH AND CONDITIONING
BEN RABE.....	GRADUATE ASSISTANT -- STRENGTH AND CONDITIONING
DANIEL WEDDING.....	GRADUATE ASSISTANT -- STRENGTH AND CONDITIONING
REID LEWIS.....	VIDEO COORDINATOR



**2017 Buccaneer Football
GAME NOTES**

GEOGRAPHICAL BREAK DOWN



Alabama (7)

Keilend Clayton, Pinson
Karon Delince, Phenix City
Tony Mitchell, Robertsdale
Joe Pittman, Pell City
Chris Ross, Enterprise
Artevius Smith, Birmingham
Zack Yancey, Opelika

Florida (6)

Daren Ardis, Bradenton
Ferguerson Charles, Fort Myers
Chei Hill, Homestead
Falon Lee, Macclenny
Dadley Louis, Delray Beach
Dontavius Monroe, Delray Beach

Georgia (15)

Drae Butts, Gray
Keith Coffee, Lilburn
Kaman Cooper, Warner Robins
Tremond Ferrell, Washington
Andrew Heyward, Powder Springs
Quay Holmes, Powder Springs
Jibrell Jackson, LaGrange
Keanu James, Dacula
Devon Johnson, Alpharetta
Jeremy Lewis, Lawrenceville
Kevin McConnell, Hiawassee
Paul Miller, Sugar Hill
Braxton Richburg, Hoschtan
Tyree Robinson, Gainesville
Tre'mond Shorts, Hampton

New York (1)

Jevon Gooden, Jamaica Queens

North Carolina (8)

Dakota Finger, Boone
Trey Gowen, Charlotte
Isaiah Jones, Clemmons,
Cameron Parker, Asheville
Titus Tucker, Lenoir
Marion Watson, Waxhaw
Hunter Wike, Canton
Domenique Williams, Charlotte

Ohio (10)

Blake Bockrath, Loveland
Thomas Henderson, Dublin
Colton Lakes, Loveland
Miles Manigault, Cincinnati
Brandon McCray, West Chester
Olajuwon Pinkelton, Cincinnati
Trey Quillin, New Albany
Tyler Richardson, Cincinnati
Dylan Weigel, Pickerington
Ja'Vonte Williams, Cincinnati

South Carolina (6)

Ben Blackmon, Newberry
Chris Bouyer, Rock Hill
Drew Johnson, Spartanburg
Landon Kunak, Spartanburg
Nasir Player, Columbia
Donovan Swinger, Anderson

Tennessee (53)

Bristol (3)
Christian Gibson, Jack Jones, Adam Mitchell
Chattanooga (3)
Robert Murphy, Myles Smith, Tyrik Stewart
Cleveland (1)
Austin Herink
Clinton (3)
Stephen Antonelli, Drake Powell, Matt Pyke
Dandridge (1)
Malik Styles
Elizabethon (2)
Austin Hicks, Adam Mullins
Franklin (2)
Joe DeFatta, Myles Taylor

Gatlinburg (2)

Spencer Brien, Zayquan Gillespie

Greeneville (3)

Quan Harrison, Eddie Gajardo, Nick Payne,

Harrogate (1)

Cody Cornelius

Johnson City (1)

Conner Johnson

Kingsport (2)

Blake Rodgers, Dylan Wieger

Knoxville (11)

Garrett Curtis, Haddon Hill, Austin Howard,
Kobe Kelley, Patrick McFall, Mason McNutt,
Dustin Nickle, Austin Rowan, Michael Scates,
Jajuan Stinson, Kashif Warren

Kodak (1)

JD Griffin

Lebanon (1)

Bryce Suber

Maryville (2)

Trejuan Purty, Caleb Woody

Memphis (1)

Tyrique Sandusky

Millington (1)

Cameron Butler

Morristown (1)

Matt Thompson

Nashville (2)

Greg McCloud, Jack Shoulders

Newport (1)

Dylan Dockery

Ooltewah (3)

Alonzo Francois, Tony Francois, Austin Gatewood

Roan Mountain (1)

Asley Haynes

Seymour (3)

JJ Jerman, Jason Maduafokwa, Nick Sexton

Sparta (1)

River Boruff

Texas (2)

Paul Hunter, Denton
Evan Wick, Hallettsville

Virginia (8)

Cory Colder, Ashburn
Justin Gilliam, Jonesville
Charlie Jackson, Christiansburg
Vincent Lowe, Chesapeake
Merrick Mullins, Glade Spring
Anthony Spagnoletti, Bealeton
Chris Stine, Bristol
Hunter Thomas, Pulaski

West Virginia (1)

Sammy Hall, Smithville



**2017 Buccaneer Football
GAME NOTES**

BREAK DOWN BY POSITION...

QUARTERBACK (5)			OFFENSIVE LINE (18)			LINEBACKER (18)		
7	Austin Herink	RJr.	57	Matt Pyke	RJr.	8	River Boruff	RJr.
12	Dylan Wieger	RSo.	61	Isaiah Jones	Fr.	10	Austin Gatewood	RJr.
19	Nick Sexton	RJr.	62	Mason McNutt	RFr.	11	Trey Quillin	RJr.
-----			65	Ben Blackmon	RSo.	22	Zack Yancey	Fr.
	Drew Johnson	Fr.	67	Myles Smith	RSo.	24	Alonzo Francois	RJr.
	Tyrique Sandusky	Fr.	68	Michael Scates	RJr.	32	JD Griffin	So.
-----			69	Sammy Hall	RSr.	33	Tony Mitchell	So.
RUNNING BACK (9)			70	Alex Rios	Sr.	35	Christian Gibson	RSo.
3	Dontavius Monroe	So.	72	Eddie Gajardo	RFr.	40	Dylan Weigel	RJr.
6	Jajuan Stinson	RJr.	73	Myles Taylor	RSo.	44	Jack Jones	RJr.
15	Falon Lee	RSr.	76	Cody Cornelius	Jr.	52	Spencer Brien	RJr.
27	Matt Thompson	RJr.	77	Garrett Curtis	RSo.	54	Colton Lakes	RFr.
30	Cory Colder	RJr.	78	Kevin McConnell	RSo.	92	Joe Pittman	RSo.
36	Blake Rodgers	RFr.	79	Cameron Parker	RFr.	99	Blake Bockrath	RFr.
41	James Gowen III	RFr.	-----				Jevon Gooden	Sr.
	Quay Holmes	Fr.		Greg McCloud	RSo.		Austin Hicks	Fr.
	Hunter Thomas	Fr.		Tre'mond Shorts	Fr.		Austin Howard	RFr.
-----				Asley Haynes	RJr.		Chris Ross	Fr.
WIDE RECEIVER (18)				Dadley Louis	Fr.		Donovan Swinger	Fr.
4	Vincent Lowe	Sr.	DEFENSIVE LINE (15)			DEFENSIVE BACK (21)		
9	Drake Powell	RJr.	45	Nasir Player	RSo.	1	Domenique Williams	Jr.
17	Quan Harrison	RSo.	49	Jason Maduafokwa	RSo.	2	Kaman Cooper	So.
18	Malik Styles	RJr.	51	Austin Rowan	So.	5	Keanu James	Jr.
21	Jack Shoulders	RSo.	55	Devon Johnson	RSo.	14	Tyree Robinson	Fr.
80	Hunter Wike	RJr.	90	Ferguieron Charles	RSr.	16	Ja'Vonte Williams	RFr.
86	Kobe Kelley	Jr.	91	Chris Bouyer	Jr.	23	Charlie Jackson	RSo.
88	Braxton Richburg	RFr.	93	Keiland Clayton	Fr.	25	Daren Ardis	Sr.
89	Anthony Spagnoletti	RSo.	94	Olajuwon Pinkelton	RFr.	26	Artevious Smith	RSo.
-----			97	Tremond Ferrell	Jr.	31	Paul Hunter	Sr.
	Dræe Butts	Fr.	-----			38	Karon Delince	Fr.
	Keith Coffee	So.		Dakota Finger	RFr.	43	Titus Tucker	Fr.
	Tony Francois	RSo.		Chei Hill	Fr.	47	Bryce Suber	Sr.
	Andrew Heyward	RSo.		Miles Manigault	Fr.	-----		
	Conner Johnson	Fr.		Robert Murphy	Fr.		Cameron Butler	Jr.
	Paul Miller	Fr.		Trejuan Purty	Fr.		Zayquan Gillespie	Fr.
	Merrick Mullins	Jr.		Chris Stine	RSo.		Thomas Henderson	Fr.
	Kashif Warren	Fr.	-----				Jeremy Lewis	So.
	Caleb Woody	RFr.	TIGHT END / FULLBACK (7)				Brandon McCray	Fr.
39	Stephen Antonelli	RJr.	39	Stephen Antonelli	RJr.		Tyrik Stewart	Fr.
42	Evan Wick	Jr.	42	Evan Wick	Jr.		Nick Payne	RFr.
48	Haddon Hill	RSo.	48	Haddon Hill	RSo.		Tyler Richardson	Fr.
83	Adam Mitchell	RSo.	83	Adam Mitchell	RSo.	SPECIALISTS (6)		
84	Justin Gilliam	Jr.	84	Justin Gilliam	Jr.	46	Marion Watson	RJr.
87	Dylan Dockery	Jr.	87	Dylan Dockery	Jr.	56	Adam Mullins	RJr.
-----				Jibrell Jackson	Fr.	71	Dustin Nickle	RSo.
	Jibrell Jackson	Fr.	-----			83	Joe DeFatta	RJr.
-----			-----			85	JJ Jerman	Jr.
-----			-----			96	Landon Kunak	RSo.

**BREAK DOWN BY
CLASS...**

FRESHMAN - 29
RED-SHIRT FRESHMAN - 12
SOPHOMORES - 32
JUNIORS - 36
SENIORS - 9



2017 Buccaneer Football GAME NOTES

OFFENSE

QB	7	AUSTIN HERINK	6-3	206	r-JR.
	19	Nick Sexton	6-3	192	Jr.
TB	6	JAJUAN STINSON	5-9	183	r-Jr.
	3	Dontavius Monroe	5-8	186	So.
FB	48	HADDON HILL	6-1	228	r-SO.
	84	Justin Gilliam	6-2	216	Jr.
TE	87	DYLAN DOCKERY	6-2	220	r-Jr.
	42	Evan Wick	6-4	240	Jr.
X	9	DRAKE POWELL	6-2	198	r-JR.
	88	Braxton Richburg	5-11	180	r-Fr.
-OR-	17	Quan Harrison	5-10	177	r-So.
Y	86	KOBE KELLEY	6-2	184	JR.
-OR-	80	Hunter Wike	6-2	184	r-So.
Z	4	VINCENT LOWE	5-9	181	SR.
	89	Anthony Spagnoletti	6-2	179	r-So.
-OR-	21	Jack Shoulders	6-0	184	r-So.
-OR-	18	Malik Styles	5-10	176	r-Jr.
LT	68	MICHAEL SCATES	6-5	290	JR.
	79	Cameron Parker	6-6	291	r-Fr.
LG	65	BEN BLACKMON	6-3	289	r-SO.
	69	Sammy Hall	6-4	297	r-Sr.
C	57	MATT PYKE	6-2	297	r-JR.
	77	Garrett Curtis	6-2	310	r-So.
RG	67	MYLES SMITH	6-5	285	r-SO.
	62	Mason McNutt	6-4	273	r-SO.
RT	70	ALEX RIOS	6-5	295	SR.
	72	Eddie Gajardo	6-6	291	r-Fr.

DEFENSE

DE	45	NASIR PLAYER	6-5	257	r-SO.
	49	Jason Maduafokwa	6-3	259	r-So.
DT	97	TREMOND FERRELL	6-2	288	JR.
	90	Ferguerson Charles	5-10	277	Sr.
DE	91	CHRIS BOUYER	6-2	276	JR.
	55	Devon Johnson	6-3	267	r-So.
LB	11	TREY QUILLIN	6-2	230	JR.
	99	Blake Bockrath	6-6	222	r-Fr.
LB	10	AUSTIN GATEWOOD	6-1	221	r-JR.
	24	Alonzo Francois	5-9	197	RJr.
LB	8	RIVER BORUFF	6-1	219	r-JR.
	32	JD Griffin	6-3	227	So.
LB	40	DYLAN WEIGEL	6-0	220	r-JR.
	54	Colton Lakes	6-5	221	r-Fr.
CB	25	DAREN ARDIS	5-10	166	SR.
	38	Karon Delince	5-9	170	Fr.
FS	31	PAUL HUNTER	5-11	183	SR.
	14	Tyree Robinson	5-11	177	Fr.
SS	2	KAMAN COOPER	6-2	205	SO.
	43	Titus Tucker	6-2	215	Fr.
CB	1	DOMENIQUE WILLIAMS	5-10	160	JR.
	13	Jeremy Lewis	5-11	171	SO.

SPECIALISTS

KO	96	LANDON KUNAK	6-2	182	r-SO.
	85	JJ Jerman	5-10	173	Jr.
FG	85	JJ JERMAN	5-10	173	JR.
	37	Joe DeFatta	5-8	170	r-Jr.
P	46	MARION WATSON	6-2	160	JR.
	96	Landon Kunak	6-2	182	r-So.
H	19	NICK SEXTON	6-3	192	JR.
LS	56	ADAM MULLINS	6-0	235	JR.
	71	Dustin Nickle	6-2	240	r-So.
KR	1	DOMENIQUE WILLIAMS	5-10	160	JR.
-AND-	13	Jeremy Lewis	5-11	171	So.
PR	1	DOMENIQUE WILLIAMS	5-10	160	JR.
-AND-	4	Vincent Lowe	5-9	181	Sr.

CAREER STATS

100-YARD RUSHING GAMES

JAJUAN STINSON (5)	OPP.
YDS	
114.....	Maryville (9/10/15)
115.....	Warner (10/31/15)
102.....	Kentucky Wesleyan (11/21/15)
127.....	West Virginia Wesleyan (10/20/16)
114.....	Cumberland (11/12/16)

AUSTIN HERINK (1)

YDS	OPP.
134.....	Kentucky Wesleyan (11/21/15)

100-YARD RECEIVING GAME

DRAKE POWELL (1)

YDS	OPP.
143.....	Mercer (11/5/16)

CAREER STATS

DOUBLE-DIGIT TACKLE GAMES

DYLAN WEIGEL (18)

TACKLES	OPP.
10.....	vs. Kennesaw State (9/3/15)
14.....	vs. Maryville (9/10/15)
20.....	vs. Emory & Henry (9/26/15)
11.....	at Mercer (10/17/15)
12.....	at Montana State (10/24/15)
11.....	vs. Warner (10/31/15)
11.....	at Robert Morris (11/7/15)
15.....	at Gardner-Webb (11/14/15)
12.....	vs. Kentucky Wesleyan (11/21/15)
11.....	vs. Kennesaw State (9/3/16)
12.....	vs. Chattanooga (10/1/16)
10.....	at VMI (10/8/16)
12.....	vs. Furman (10/15/16)
11.....	at The Citadel (10/29/16)
11.....	at Mercer (11/5/16)
10.....	vs. Cumberland (11/12/16)
10.....	vs. Samford (11/19/16)
19.....	vs. Citadel (9/16/17)

RIVER BORUFF (3)

TACKLES	OPP.
18.....	at Gardner-Webb (11/14/15)
11.....	at James Madison (9/9/17)
14.....	vs. Citadel (9/16/17)

CAYMAN COOPER (1)

TACKLES	OPP.
13.....	vs. Citadel (9/16/17)

AUSTIN GATEWOOD (1)

TACKLES	OPP.
10.....	at Mercer (10/17/15)

PAUL HUNTER (2)

TACKLES	OPP.
11.....	at Wofford (9/24/16)
11.....	at The Citadel (10/29/16)

NASIR PLAYER (1)

TACKLES	OPP.
10.....	vs. Limestone (9/2/17)

TREY QUILLIN (1)

TACKLES	OPP.
11.....	at Mercer (11/5/16)



2017 Buccaneer Football
GAME NOTES

ETSU SCORING DRIVES

<u>GAME</u>	<u>QTR</u>	<u>SPOT</u>	<u>TIME</u>	<u>OBTAIN</u>	<u>SCORE</u>	<u>P-Yds</u>	<u>TOP</u>	<u>SCORING PLAY</u>
LIMESTONE	1ST	E21	15:00	KICKOFF	TD	8-79	3:38	HEYWARD 43-YD REC (HERINK)
LIMESTONE	2ND	E25	12:19	PUNT	TD	7-75	3:43	SPAGNOLETTI 45-YD REC (HERINK)
LIMESTONE	2ND	E38	5:46	KICKOFF	TD	11-62	5:08	STINSON 1-YARD RUN
LIMESTONE	3RD	L30	12:27	PUNT	TD	2-30	0:48	LOWE 25-YD REC (HERINK)
LIMESTONE	4TH	E30	13:52	INT	FG	8-39	3:04	JERMAN 48-YD FG
JAMES MADISON	3RD	E26	6:05	KICKOFF	FG	6-68	2:29	JERMAN 23-YD FG
CITADEL	1ST	C22	12:45	FUMBLE	TD	1-22	0:07	LOWE 22-YD REC (HERINK)
CITADEL	2ND	E49	2:24	PUNT	TD	6-51	1:19	POWELL 8-YD REC (HERINK)
CITADEL	3RD	E26	14:52	KICKOFF	FG	7-45	3:51	JERMAN 46-YD FG
CITADEL	4TH	E25	7:50	KICKOFF	TD	9-75	2:35	STINSON 4-YD RUN



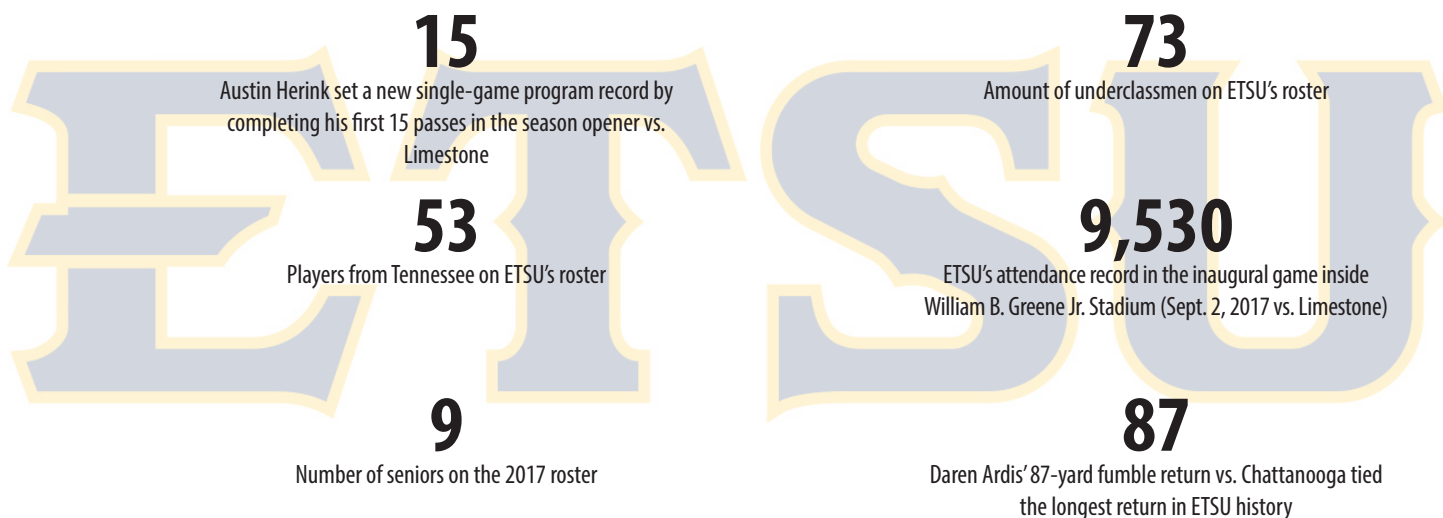
2017 Buccaneer Football GAME NOTES

NOTING THE TWO-DEEP

OFFENSE

- QB** #7 AUSTIN HERINK - Started all 25 games...Completed first 15 passes vs. Limestone ... Over 3,400 yards w/ 18 TDs and has completed 60-percent of his passes in first 2+ seasons
#19 Nick Sexton - Posted nearly 700 yards of total offense in two seasons...Three passing TDs and one rushing; Also used as holder on special teams
- RB** #6 JAJUAN STINSON - Rushed for 1,313 yards on 281 carries (4.7 yards per rush) in 23 career games...12 rushing touchdowns...5 career 100-yard rushing games; 17 receptions for 185 yards and 2 TDs
#3 Dontavious Monroe - Played in 10 career games - totaling 212 yards on 64 carries with one touchdown; Averaged 5.4 yards per carry vs. Limestone; First collegiate TD vs. West Virginia Wesleyan
- WR(X)** #9 DRAKE POWELL - 60 receptions for 708 yards and two touchdowns in 22 career games; First collegiate TD reception came at Mercer in 2016 (69-yard TD); 8-yd TD reception vs. Citadel (2017)
#88 Braxton Richburg - Made collegiate debut vs. Limestone (2 catches for 12 yards); Two receptions for 11 yards vs. Citadel; Red-shirt in 2016; Lettered in both FB and TF at Mill Creek HS
- WR(Y)** #86 KOBE KELLEY - Has played in all 24 games...22 total receptions for 224 yards...Had at least one reception in 10 of last 13 games...Career-high three catches vs. WCU and at Mercer in 2016
#80 Hunter Wike - Played in 13 career games; First collegiate catch was 43yd TD vs. Limestone (1st TD in Greene Stdm); Played defensive back in 2016 before switching to WR
- WR(Z)** #4 VINCENT LOWE - 32 receptions for 326 yards and three TDs in 11 career games at ETSU; 22-yd TD reception vs. Citadel; Transferred from ODU; Team-high 5 catches vs. Limestone
#89 Anthony Spagnoletti - First collegiate TD was 45-yd reception against Limestone (9/2); 2-yd run vs. WVWC (10/20/16); First collegiate reception vs. Cumberland (10 yards) in 2016
- TE/H** #87 DYLAN DOCKERY - Has played in all 25 games (18 starts); Led ETSU's tight ends with six receptions for 69 yards in 2016...12 career receptions for 76 yards
#42 Evan Wick - First catch w/ ETSU came at JMU (13 yard reception); 4-yd catch vs. CIT; Transferred from Blinn CC... Played defensive end at Blinn where he earned all-conference honors in 2016
- FB** #48 HADDON HILL - Has played in all 14 games of his collegiate career; First collegiate TD reception at The Citadel; Career-high 24 receiving yards (2 catches) vs. Bulldogs
#84 Justin Gilliam - First collegiate catch at JMU (11yds); Played in 23 of first 25 games; 2015: Special Team POG at RMU (blocked punt); Had a 16-yard punt return at Robert Morris (Nov. 7, 2015)
- LT** #68 MICHAEL SCATES - Started first three games; Has played in 24 career games; Starting RT vs Citadel (2016); Made collegiate debut against KSU (Sept. 3); Won two state championships at Fulton HS
#79 Cameron Parker - Made collegiate debut vs. Limestone; Red-shirt in 2016; Three-year letterwinner for Coach Chris Deal at TC Roberson...Earned All-Western North Carolina Lineman honors
- LG** #65 BEN BLACKMON - Started first 14 games of collegiate career; Named SoCon All-Freshman; Three-sport athlete at Newberry HS (football, baseball and swimming)
#69 Sammy Hall - Played in three games (Made ETSU debut at Wofford (9/24)); Transferred from Univ. of Charleston (WVa); All-State at Ritchie County HS; Logan Burnett (cousin) plays at Miss State
- C** #57 MATT PYKE - Has started all 25 games at center...2015: Offensive POG vs. GWU... Started four seasons on the OL at Clinton HS ... Three-year all-district selection and was an all-state pick in 2013
#77 Garrett Curtis - Has played in all 14 games for the Blue and Gold over his career (primarily on ST); Made collegiate debut in the Bucs' season-opening double-OT win at Kennesaw State on Sept. 3
- RG** #67 MYLES SMITH - First collegiate start vs. Limestone (also started JMU & CIT); (Collegiate debut (center) at Wofford) in 2016; Redshirt in 2015...3-sport athlete at Red Bank HS (FB, BASE, TF)
#62 Mason McNutt - Played in 13 straight games (Started last 10 games in 2016); Made first collegiate start at WCU (9/17); Earned team Offensive POG (Graded out at 88%)
- RT** #70 ALEX RIOS - Started 13 games for Bucs over last two years; Graded at 83% and two knockdowns vs UTC (2016); Transferred from Pima CC...Named first team All-ACCAC
#72 Eddie Gajardo - Red-shirt in 2016; Three-year starter for Coach Ballard at Greeneville High School ... Two-time all-conference, all-county and all-district selection in 2014 and 2015

INSIDE THE NUMBERS...





2017 Buccaneer Football GAME NOTES

NOTING THE TWO-DEEP

DEFENSE

- DE** #45 NASIR PLAYER - Career-high 10 tackles vs. Limestone; Named SoCon All-Freshman; Played in 10 of 12 games (DNP at Wofford & UTC); Totaled 49 tackles (10.5 TFL) and one sack in first two seasons
#49 Jason Maduafokwa - Played in 13 straight games; Named SoCon All-Freshman; Led Bucs with four sacks in 2016; Recorded three sacks in first three games played (2 sacks vs. WCU)
- NT** #97 TREMOND FERRELL - Has played in all 25 games (20 starts) in first 2+ seasons; 66 total tackles with 5.5 TFL and three sacks in his career
#90 Ferguerson Charles - Has played in all 25 games (2 starts)... 69 total tackles with four TFL and two sacks in his career
- DE** #91 CHRIS BOUYER - Has started all 25 games (at least one tackle in 24 of 25 games)...66 tackles with 4.5 TFL, two sacks and a fumble recovery in his first 2+ seasons for the Bucs
#55 Devon Johnson - Played in 10 games career games (all three this year); Posted six career tackles and one TFL
- LB** #11 TREY QUILLIN - Has started all 25 games...93 tackles with 13.5 TFL and five sacks in first 2+ season in the Blue and Gold
#99 Blake Bockrath - Totaled five tackles in collegiate debut vs. Limestone, 7 tackles at JMU and vs. CIT; Red-shirt in 2016; Named Eastern Cincinnati Conference Defensive POY in 2014 at Kings HS
- LB** #10 AUSTIN GATEWOOD - Started first 21 games of career before missing 2016 season finale; At least one tackle in all 24 career games; 123 career tackles, 13 TFL; 2.5 sacks
#24 Alonzo Francois - Played in 23 career games with 26 tackles, three TFL and two fumble recoveries; Two tackles at JMU; Two tackles (TFL) and FF vs. Citadel
- LB** #8 RIVER BORUFF - At least one tackle in all 24 games (19 starts)...154 total tackles with 6.5 TFL and one sack in first two-plus seasons
#32 JD Griffin - Played in 13 of 14 games in his career; Four tackles, one sack at Mercer; First collegiate sack vs. WVWC; Career-high 7 tackles at Wofford; 5 tkl at VMI and vs. Furman
- LB** #40 DYLAN WEIGEL - 2nd Team All-SoCon; 266 tackles, 14.5 TFL and three sacks in first 2+ seasons; 2015: National FCS leader in solo tackles (79)...SoCon Defensive Player of the Week (vs. Citadel)
#54 Colton Lakes - Four tackles in collegiate debut vs. LC; red-shirt in 2016; Multi-sport athlete at ETSU (FB and BASE); 106 tackles, three interceptions and two forced fumbles at Loveland HS
- CB** #25 DAREN ARDIS - Played in 23 career games, totaling 74 tackles, four TFL, one sack, seven passes defended and two forced fumbles and an 87-yard fumble recovery
#38 Karon Delince - One tackle vs. LC; Four tackles at JMU; Will run TF at ETSU; Lettered in FB and TF at Central HS; Finished with 145 tackles and 16 interceptions for the Red Devils in 2016
- FS** #31 PAUL HUNTER - Played in all 14 games since arriving at ETSU; Posted 89 tackles, two fumble recoveries and two INT in career w/ Bucs; Named SoCon Defensive Player of the Week vs. The Citadel '16
#14 Tyree Robinson - Posted tackles in first three collegiate games; 156 tackles (74 solo), four interceptions, five pass breakups and one touchdown in 2016 at Gainesville HS (Ga.)
- SS** #2 KAMAN COOPER - 13 tackles vs. Citadel; Six tackles in first start for ETSU vs. LC; Seven tackles at JMU; Transferred to ETSU from Butler CC
#43 Titus Tucker - Four tackles at JMU; Collegiate debut vs. LC; Multi-sport athlete at West Caldwell HS (FB/MBB); Named Southern District 7 Defensive POY in 2016; Played QB for the Wildcats
- CB** #1 DOMENIQUE WILLIAMS - Has played in 23 of 25 games; Totaled 35 tackles with two INTs in ETSU career; 33-yd INT return for TD at JMU (first Buc since Allen Davis in '03 to return INT for TD)
#13 JEREMY LEWIS - Played in 10 games in his rookie season in 2016; 33 total tackles and an interception...Posted at least one tackle in seven games - career-high nine vs. Furman
- SPECIAL TEAMS**
- P/K** #85 JJ JERMAN - Played in all 25 games; Career-long 48yd FG vs. LC; 47-for-48 in PATs for his career; Walk-off 24-yd FG at KSU and 28-yd FG vs. #18 Samford; Two-time SoCon POTW in 2016
#46 Marion Watson - Had nine punts inside 10 in 2016; 119 career punts for 4,298 yards (36.1 average)...2015: Played in 10 games - 49 punts for 1,755 yards (35.8 average)
- KR** #1 DOMENIQUE WILLIAMS - Totaled 1,427 return yards in his ETSU career (20.2 average per return) - school record 850 yards in 2015; Career long 43-yard return vs. St. Francis (10/3/15)
#13 Jeremy Lewis - Two kickoff returns vs. Limestone (38 total yards); Had one kickoff return for 30 yards last season for the Bucs (vs. Samford)
- PR** #1 Dominique Williams - Totaled 1,427 return yards the first 2+ seasons (20.2 average per return) - school record 850 yards in 2015; Career-long 43-yard return vs. St. Francis (10/3/15)
#4 Vincent Lowe - Recorded two punt returns and two kickoff returns for the Bucs in 2016 ... Season-high 20-yard kickoff return vs. Furman ... PR at Kennesaw State and vs. Western Carolina

FUTURE FBS OPPONENTS...



Tennessee
2018
Neyland Stadium



Appalachian State
2019 & 2024
Kidd Brewer Stadium



Vanderbilt
2019 & 2021
Vanderbilt Stadium



Georgia
2020
Sanford Stadium



2017 Buccaneer Football GAME NOTES

2017 MISC. STATS/NOTES

ETSU BIG RUN PLAYS (20+ yds)

YDS PLAYER OPP.

ETSU BIG PASS PLAYS (20+ yds)

YDS PLAYER OPP.

45 Anthony Spagnoletti (Herink) Limestone (9/2)

43 Andrew Heyward (Herink) Limestone (9/2)

38 Hunter Wike (Herink) James Madison (9/9)

29 Quan Harrison (Herink) Limestone (9/2)

27 Vincent Lowe (Herink) Citadel (9/16)

25 Vincent Lowe (Herink) Limestone (9/2)

25 Drake Powell (Herink) Citadel (9/16)

22 Vincent Lowe (Herink) Citadel (9/16)

ETSU KICKOFF RETURNS (30+ yds)

YDS PLAYER OPP.

30 Dominique Williams Citadel (9/16)

ETSU INTERCEPTION RETURNS (20+ yds)

YDS PLAYER OPP.

33 Dominique Williams James Madison (9/9)

ETSU FUMBLE RETURNS (20+ yds)

YDS PLAYER OPP.

ETSU 2017 OPENING DRIVES

OPP RESULT

9/2 vs. Limestone TD 8 plays, 79 yards (3:38)

9/9 @ James Madison INT 6 plays, 11 yards (2:06)

9/16 vs. Citadel TD 1 play, 22 yards (0:07)

ALL-TIME CAREER LEADERS

EXTRA-POINTS

Rk	NAME	YEARS	ATT	MADE
1.	JERRY CHAPMAN	1995-97	140	126
2.	MIKE SHOUN	1987-90	74	72
3.	BOBBY NEFF	1974-77	NA	54
4.	PHIL HUNT	1979-80	57	53
5.	HERBIE CAMPBELL	1982-85	55	49
6.	JONATHAN GODFREY	2002-03	49	48
7.	J.J. JERMAN	2015-PRES.	48	47
8.	RON HARROLD	1968-70	NA	46
9.	CON CHELLIS	1999-01	45	39
10.	JIMMY BAKER	1961-63	NA	36

FIELD GOALS

Rk	NAME	YEARS	ATT	MADE
1.	JERRY CHAPMAN	1995-97	59	37
2.	MIKE SHOUN	1987-89	53	36
3.	HERBIE CAMPBELL	1982-85	52	35
4.	BOBBY NEFF	1974-77	42	24
5.	J.J. JERMAN	2015-PRES.	32	23
6.	CON CHELLIS	1999-01	27	19

KICKOFF RETURN YARDS

Rk	NAME	YEARS	RET.	YARDS
1.	DALE MIDDLETON	1987-89	89	1,804
2.	RON HORTON	1979-80	71	1,726
3.	DOMINIQUE WILLIAMS	2015-PRES.	65	1,427
4.	ANTHONY STRINGFIELD	1994-97	62	1,374
5.	JERRY BUTLER	1981-85	66	1,320

TACKLES

Rk	NAME	YEARS	TACKLES
1.	MARIO HANKERSON	1994-97	452
2.	SHANNON DEPEW	1980-83	425
3.	MAURICE KELLY	1990-93	375
4.	DEREK FUDGE	1995-99	354
	JAMES RUSSELL	1993-96	354
6.	MARCUS HUFF	1989-92	347
7.	ALBERT ENGLISH	1985-88	325
8.	TERRIEIC ROBBINS	1996-99	318
9.	M.K. SMITH	1980-83	306
10.	RICHE JOHNSON	1991-94	303
--	DYLAN WEIGEL	2015-PRES.	266

RUSHING YARDS

Rk	NAME	YEARS	ATT	YARDS
1.	BRANDON WALKER	1996-99	776	4,095
2.	BRIAN EDWARDS	1994-98	584	2,930
3.	HERMAN JACOBS	1983-86	508	2,421
4.	GREG STUBBS	1970-73	572	2,317
5.	EARL FERRELL	1978-81	428	2,309
6.	GEORGE SEARCY	1986-89	462	2,262
7.	JERRY BUTLER	1981-85	513	2,154
8.	DERRICK HOLLINS	1990-92	496	2,141
9.	GAVEN VARNER	2002-03	416	1,798
10.	MIKE YOUNG	1966-69	NA	1,675
--	JAJUAN STINSON	2015-PRES.	281	1,313

ALL-TIME CAREER LEADERS

PASSING LEADERS (YARDS)

Rk	NAME	YEARS	YARDS
1.	GREG RYAN	1993-96	8,376
2.	TODD WELLS	1997-00	7,735
3.	MARK HUTSELL	1976-79	5,611
4.	LARRY GRAHAM	1967-70	5,482
5.	RANDY MEREDITH	1988-91	5,411
6.	MARK WILLIAMS	1988-91	3,865
7.	AUSTIN HERINK	2015-PRES.	3,495

PASSING TOUCHDOWNS

Rk	NAME	YEARS	TDs
1.	GREG RYAN	1993-96	61
2.	TODD WELLS	1997-00	45
3.	LARRY GRAHAM	1967-70	40
4.	MARK HUTSELL	1976-79	36
5.	JIMMY BAKER	1960-63	32
6.	JEFF MORGAN	1984-87	31
7.	RANDY MEREDITH	1988-91	25
	AUSTIN HERINK	2015-PRES.	18

COMPLETIONS

Rk	NAME	YEARS	COMP
1.	GREG RYAN	1993-96	743
2.	TODD WELLS	1997-00	538
3.	RANDY MEREDITH	1988-91	484
4.	MARK HUTSELL	1976-79	417
5.	LARRY GRAHAM	1967-70	412
	AUSTIN HERINK	2015-PRES.	323

TOTAL OFFENSE

Rk	NAME	YEARS	YARDS
1.	TODD WELLS	1997-00	8,711
2.	GREG RYAN	1993-96	8,232
3.	MARK HUTSELL	1976-79	5,626
4.	LARRY GRAHAM	1967-70	5,561
5.	RANDY MEREDITH	1988-91	5,176
6.	JEFF MORGAN	1984-87	4,071
	AUSTIN HERINK	2015-PRES.	3,789



2017 Buccaneer Football GAME NOTES

2016 ETSU RESULTS / LEADERS

DATE	OPPONENT	SCORE	OVERALL	TIME	ATTENDANCE	TOP RUSHER	TOP PASSER	TOP RECEIVER	TOP TACKLER
9/2	LIMESTONE	W, 31-10	1-0	2:46	9,530	STINSON, 20-88, TD	HERINK, 16-20, 239YDS, 3TDs	LOWE, 5-48, TD	PLAYER, 10
9/9	AT #1 JAMES MADISON	L, 10-52	1-1	2:49	24,722	RODGERS, 7-21	HERINK, 12-27, 118YDS, 1INT	LOWE, 3-20	BORUFF, 11
9/16	#13 THE CITADEL*	L, 25-31	1-2	3:02	7,544	STINSON, 7-33, TD	HERINK, 18-32, 182YDS, 2TDs, 1INT	POWELL, 6-76, TD	WEIGEL, 19
9/23	MERCER								
9/30	AT FURMAN*								
10/7	ROBERT MORRIS								
10/14	AT W. CAROLINA*								
10/21			OPEN WEEK				OPEN WEEK		
10/28	WOFFORD*								
11/4	VMI*								
11/11	AT SAMFORD*								
11/18	AT CHATTANOOGA								

NOTE HOME GAMES IN **BOLD** * - SoCon

ETSU STARTING LINEUP -- OFFENSE

DATE	OPPONENT	LT	LG	C	RG	RT	TE	WR	WR	WR	TB	QB
9/2	LIMESTONE	SCATES	BLACKMON	PYKE	SMITH	RIOS	DOCKERY	LOWE	KELLEY	POWELL	STINSON	HERINK
9/9	AT #1 JAMES MADISON	SCATES	BLACKMON	PYKE	SMITH	RIOS	DOCKERY	LOWE	HILL^	POWELL	STINSON	HERINK
9/16	#13 THE CITADEL*	SCATES	BLACKMON	PYKE	SMITH	RIOS	DOCKERY	LOWE	KELLEY	POWELL	STINSON	HERINK
9/23	MERCER											
9/30	AT FURMAN*											
10/7	ROBERT MORRIS											
10/14	AT WESTERN CAROLINA*											
10/21			OPEN WEEK				OPEN WEEK					
10/28	WOFFORD*											
11/4	VMI*											
11/11	AT SAMFORD*											
11/18	AT CHATTANOOGA*											

NOTE HOME GAMES IN **BOLD** * - SoCon ^ - STARTED AS FB *-STARTED AS WR

ETSU STARTING LINEUP -- DEFENSE

DATE	OPPONENT	DE	DT	DT	LB	LB	LB	LB	CB	S	S	CB
9/2	LIMESTONE	PLAYER	FERRELL	BOUYER	QUILLIN	BORUFF	WEIGEL	GATEWOOD	ARDIS	COOPER	HUNTER	LEWIS
9/9	AT #1 JAMES MADISON	PLAYER	FERRELL	BOUYER	QUILLIN	BORUFF	WEIGEL	GATEWOOD	ARDIS	COOPER	HUNTER	LEWIS
9/16	#13 THE CITADEL*	PLAYER	FERRELL	BOUYER	QUILLIN	BORUFF	WEIGEL	GATEWOOD	ARDIS	COOPER	HUNTER	LEWIS
9/23	MERCER											
9/30	AT FURMAN*											
10/7	ROBERT MORRIS											
10/14	AT WESTERN CAROLINA*											
10/21			OPEN WEEK				OPEN WEEK					
10/28	WOFFORD*											
11/4	VMI*											
11/11	AT SAMFORD*											
11/18	AT CHATTANOOGA*											

NOTE HOME GAMES IN **BOLD** * - SoCon



2017 Buccaneer Football GAME NOTES

PLAYER CAREER HIGHS -- OFFENSE

#3 DONTAVIUS MONROE • RB • 5-8 • 186 • So.
 Rushes 14, at VMI (10/8/16)
 Rushing Yards 59, at VMI (10/8/16)
 Longest Run 18, at VMI (10/8/16)

#4 VINCENT LOWE • WR • 5-9 • 181 • Sr.
 Receptions 5, 3x, last vs. Limestone (9/2/17)
 Receiving Yards 54, at VMI (10/8/16)
 Receiving TDs 1, 3x, last vs. Citadel (9/16/17)
 Longest Reception 27, vs. The Citadel (9/16/17)

#6 JAJUAN STINSON • RB • 5-9 • 182 • Jr.
 Rushes 25, vs. Maryville (9/10/15)
 Rushing Yards 127, vs. West Virginia Wesleyan (10/20/16)
 Longest Run 66, vs. West Virginia Wesleyan (10/20/16)
 Rushing TDs 2, 3x, last vs. Cumberland (11/12/16)
 Receptions 3, vs. Kennesaw State (9/3/15)
 Receiving Yards 52, vs. Kennesaw State (9/3/15)
 Longest Reception 29, vs. Cumberland (11/12/16)
 Receiving TD 1, 2x, last vs. Cumberland (11/12/16)

#7 AUSTIN HERINK • QB • 6-3 • 206 • Jr.
 Completions 25, at Mercer (11/5/16)
 Passing Attempts 37, 2x, last at Mercer (11/5/16)
 Passing Yards 269, vs. Western Carolina (9/17/16)
 Passing TDs 3, 3x, last vs. Limestone (9/2/17)
 Rushes 20, vs. Kentucky Wesleyan (11/21/15)
 Rushing Yards 134, vs. Kentucky Wesleyan (11/21/15)
 Rushing TDs 2, 2x, last vs. West Virginia Wesleyan (10/20/16)
 Longest Rush 40, vs. Kentucky Wesleyan (11/21/15)
 Longest Pass 69, at Mercer (11/5/16)

#9 DRAKE POWELL • WR • 6-2 • 195 • Jr.
 Receptions 8, at Mercer (11/5/16)
 Receiving Yards 143, at Mercer (11/5/16)
 Long Reception 69, at Mercer (11/5/16)
 Touchdown Receptions 1, 2x, last vs. The Citadel (9/16/17)

#11 KEITH COFFEE • WR • 6-4 • 187 • So.
 Receptions 3, vs. Chattanooga (10/1/16)
 Receiving Yards 25, vs. West Virginia Wesleyan (10/20/16)
 Receiving TDs 1, 1, vs. Western Carolina (9/17/16)
 Longest Reception 20, vs. West Virginia Wesleyan (10/20/16)

#15 FALON LEE • RB • 5-10 • 187 • Sr.
 Rushes 18, 2x, last vs. Kentucky Wesleyan (11/21/15)
 Rushing Yards 79, vs. Kentucky Wesleyan (11/21/15)
 Longest Run 20, last vs. Warner (10/31/15)
 Rushing TDs 1, vs. West Virginia Wesleyan (10/20/16)
 Receptions 3, last vs. Warner (10/31/15)
 Receiving Yards 62, vs. Kentucky Wesleyan (11/21/15)
 Receiving TDs 2, vs. Kentucky Wesleyan (11/21/15)

#17 QUAN HARRISON • WR • 5-8 • 183 • RSo.
 Receptions 2, vs. Limestone (9/2/17)
 Receiving Yards 38, vs. Limestone (9/2/17)
 Long Reception 29, vs. Limestone (9/2/17)

#18 MALIK STYLES • WR • 5-10 • 169 • Jr.
 Receptions 3, @ Gardner-Webb (11/14/15)
 Receiving Yards 36, @ Montana State (10/24/15)
 Long Reception 36, @ Montana State (10/24/15)

#19 NICK SEXTON • QB • 6-3 • 192 • Jr.
 Completions 7, 2x, last @ Mercer (10/17/15)
 Passing Attempts 17, vs. Kennesaw State (9/3/15)
 Passing Yards 111, @ Montana State (10/24/15)
 Passing TDs 1, 3x, last at VMI (10/8/16)
 Rushes 7, vs. St. Francis (10/3/15)
 Rushing Yards 38, vs. Furman (10/15/16)
 Rushing TDs 1, vs. Warner (10/31/15)
 Longest Rush 22, vs. Furman (10/15/16)
 Longest Pass 43, at Mercer (10/17/15)

#20 ANDREW HEYWARD • WR • 6-0 • 175 • RSo.
 Receptions 2, at James Madison (9/9/17)
 Receiving Yards 43, vs. Limestone (9/2/17)
 Receiving TDs 1, vs. Limestone (9/2/17)
 Longest Receptions 43, vs. Limestone (9/2/17)

#21 JACK SHOULDERS • WR • 6-0 • 184 • RSo.
 Receptions 1, at James Madison (9/9/17)
 Receiving Yards 5, at James Madison (9/9/17)

#27 MATT THOMPSON • RB • 5-11 • 218 • Jr.
 Rushes 11, vs. Samford (11/19/16)
 Rushing Yards 34, vs. Furman (10/15/16)
 Rushing TDs 1, vs. Furman (10/15/16)
 Longest Run 15, vs. West Virginia Wesleyan (10/20/16)
 Receptions 1, 2x, last vs. West Virginia Wesleyan (10/20/16)
 Receiving Yards 5, vs. West Virginia Wesleyan (10/20/16)
 Receiving TDs 1, 1, vs. Western Carolina (9/17/16)

#39 STEPHEN ANTONELLI • TE • 6-3 • 226 • R Jr.
 Receptions 1, 2x, last vs. Furman (10/15/16)
 Receiving Yards 9, at VMI (10/8/16)

#48 HADDON HILL • FB • 6-1 • 228 • RSo.
 Receptions 2, at The Citadel (10/29/16)
 Receiving Yards 24, at The Citadel (10/29/16)
 Receiving TDs 1, at The Citadel (10/29/16)

#42 EVAN WIKE • TE • 6-4 • 249 • Jr.
 Receptions 1, 2x, last vs. The Citadel (9/16/17)
 Receiving Yards 13, at James Madison (9/9/17)
 Longest Reception 13, at James Madison (9/9/17)

#80 HUNTER WIKE • WR • 6-2 • 185 • Jr.
 Receptions 4, Kentucky Wesleyan (11/21/15)
 Receiving Yards 80, Kentucky Wesleyan (11/21/15)
 Longest Reception 50, Kentucky Wesleyan (11/21/15)
 Receiving TD 1, Kentucky Wesleyan (11/21/15)

#84 JUSTIN GILLIAM • TE • 6-2 • 228 • Jr.
 Receptions 1, at James Madison (9/9/17)
 Receiving Yards 11, at James Madison (9/9/17)

#86 KOBE KELLEY • WR • 6-2 • 184 • Jr.
 Receptions 3, 3x, last vs. Citadel (9/16/17)
 Receiving Yards 37, vs. Western Carolina (9/17/16)
 Longest Reception 28, vs. Emory & Henry (9/26/15)

#87 DYLAN DOCKERY • TE • 6-2 • 220 • Jr.
 Receptions 2, 2x, last @ Wofford (9/24/16)
 Receiving Yards 25, @ Montana State (10/24/15)
 Longest Reception 14, 2x, last @ Montana State (10/24/15)

#88 BRAXTON RICHBURG • WR • 6-0 • 181 • R Fr.
 Receptions 2, 2x, last vs. Citadel (9/16/17)
 Receiving Yards 12, vs. Limestone (9/2/17)
 Longest Reception 8, vs. Limestone (9/2/17)

#89 ANTHONY SPAGNOLETTI • WR • 6-2 • 179 • RSo.
 Receptions 1, 2x, last vs. Limestone (9/2/17)
 Receiving Yards 45, vs. Limestone (9/2/17)
 Receiving TDs 1, vs. Limestone (9/2/17)
 Longest Receptions 45, vs. Limestone (9/2/17)

2017 & CAREER PARTICIPATION LIST

Name	GP-17	GS-17	C-GP	C-GS	Strk	Name	GP-17	GS-17	C-GP	C-GS	Strk	Name	GP-17	GS-17	C-GP	C-GS	Strk
Stephen Antonelli	1	--	1	--	1	Austin Herink	3	3	25	25	25	Drake Powell	3	3	22	19	14
Daren Ardis	3	3	23	13	7	Andrew Heyward	3	--	12	--	12	Matt Pyke	3	3	25	25	25
Ben Blackmon	3	3	15	15	14	Haddon Hill	3	1	14	5	14	Trey Quillin	3	3	25	25	25
Blake Bockrath	3	--	3	--	3	Paul Hunter	4	4	15	15	15	Braxton Richburg	3	--	3	--	3
River Boruff	3	3	24	20	13	Charlie Jackson	8	--	8	--	--	Alex Rios	3	3	13	13	6
Chris Bouyer	3	3	25	25	25	Keanu James	--	--	15	7	--	Tyree Robinson	3	--	3	--	3
Spencer Brien	2	--	17	--	2	JJ Jerman	3	--	25	--	25	Blake Rodgers	3	--	3	--	3
Ferguerson Charles	14	--	25	4	25	Devon Johnson	3	--	11	--	11	Austin Rowan	3	--	15	--	15
Keith Coffee	7	2	7	2	--	Jack Jones	--	--	22	--	--	Michael Scates	3	3	24	4	23
Cory Colder	5	--	14	--	--	Kobe Kelley	13	2	24	2	24	Nick Sexton	3	--	24	--	25
Kaman Cooper	3	3	3	3	3	Landon Kunak	3	--	14	--	14	Jack Shoulders	3	--	14	--	14
Cody Cornelius	5	--	16	2	--	Colton Lakes	3	--	3	--	3	Artevious Smith	3	--	13	3	8
Garrett Curtis	3	--	14	--	14	Falon Lee	2	--	23	5	1	Myles Smith	3	3	8	3	8
Karon Delince	3	--	3	--	3	Jeremy Lewis	3	3	14	6	14	Anthony Spagnoletti	3	--	13	--	13
Dylan Dockery	3	3	25	18	16	Vincent Lowe	3	3	11	7	4	Jajuan Stinson	3	3	23	20	19
Tremond Ferrell	3	3	25	22	25	Jason Maduafokwa	3	--	13	--	3	Malik Styles	11	--	22	--	--
Alonzo Francois	3	--	22	--	10	Greg McCloud	--	--	12	12	--	Matt Thompson	1	--	11	1	1
Eddie Gajardo	3	--	3	--	3	Kevin McConnell	--	--	7	--	--	Titus Tucker	3	--	3	--	3
Austin Gatewood	3	3	24	24	3	Patrick McFall	--	--	18	11	--	Marion Watson	3	--	24	--	18
Christian Gibson	3	--	3	--	3	Mason McNutt	3	--	14	11	14	Dylan Weigel	3	3	25	25	25
Justin Gilliam	1	--	22	--	1	Tony Mitchell	3	--	14	--	14	Evan Wick	3	--	3	--	3
Jevon Gooden	1	--	7	1	--	Dontavius Monroe	3	--	10	--	3	Dylan Wieger	--	--	1	--	1
JD Griffin	13	--	13	--	13	Adam Mullins	3	--	24	--	13	Hunter Wike	3	--	23	5	23
Sammy Hall	3	--	3	--	--	Dustin Nickle	--	--	1	--	--	Domenique Williams	3	--	23	--	23
Quan Harrison	3	--	3	--	3	Cameron Parker	3	--	3	--	3	Zack Yancey	3	--	3	--	3
						Joe Pittman	2	--	11	--	--						



2017 Buccaneer Football GAME NOTES

PLAYER CAREER HIGHS -- DEFENSE

#25 DAREN ARDIS • DB • 5-10 • 166 • Sr.

Tackles 7, vs. Cumberland (11/12/16)
Tackles for Loss..... 1, 4x, last at Mercer (11/5/16)
Sacks..... 1, vs. Western Carolina (9/17/16)
Pass Break-ups..... 3, vs. Western Carolina (9/17/16)
Fumble Recovery..... 1, vs. Chattanooga (10/11/16)

#99 BLAKE BOCKRATH • LB • 6-6 • 224 • RFr.

Tackles 7, 2x, last vs. Citadel (9/16/17)
Sacks..... 1, at James Madison (9/9/17)
TFL 1, at James Madison (9/9/17)

#8 RIVER BORUFF • LB • 6-1 • 217 • Jr.

Tackles 18, @ Gardner-Webb (11/14/15)
Tackles for Loss..... 1.5, vs. Emory & Henry (9/26/15)
Sacks..... 0.5, vs. Emory & Henry (9/26/15)
Forced Fumbles 1, vs. West Virginia Wesleyan (10/20/16)
Fumble Recoveries 1, vs. West Virginia Wesleyan (10/20/16)

#91 CHRIS BOUYER • DL • 6-2 • 275 • Jr.

Tackles 6, vs. Citadel (9/16/17)
Tackles for Loss 1.5, vs. Cumberland (11/12/16)
Sacks..... 1, vs. Kentucky Wesleyan (11/21/15)
Fumble Recovery 1, at Mercer (11/5/16)

#52 SPENCER BRIEN • LB • 6-0 • 213 • Jr.

Tackles 5, @ Wofford (9/24/16)
Sacks..... 1, vs. West Virginia Wesleyan (10/20/16)
Tackles for Loss..... 1, vs. West Virginia Wesleyan (10/20/16)

#90 FERGUIERSON CHARLES • DL • 5-10 • 267 • Sr.

Tackles 8, @ Mercer (10/17/15)
Tackles for Loss..... 1, 3x, last at Mercer (11/5/16)
Sacks..... 1, 2x, last at Mercer (11/5/16)
Safeties 1, vs. St. Francis (10/3/15)

#2 KAMAN COOPER • DB • 6-2 • 205 • So.

Tackles 13, vs. Citadel (9/16/17)

#38 KARON DELINCE • DB • 5-9 • 170 • Fr.

Tackles 4, at James Madison (9/9/17)

#97 TREMOND FERRELL • DL • 6-2 • 275 • Jr.

Tackles 7, @ Mercer (10/17/15)
Tackles for Loss..... 1, 4x, last vs. Cumberland (11/12/16)
Sacks..... 1, 2x, last vs. Cumberland (11/12/16)
Fumble Recovery..... 1, vs. Samford (11/19/16)

#24 ALONZO FRANCOIS • CB • 5-9 • 166 • Jr.

Tackles 6, @ Mercer (10/17/15)
Tackles for Loss..... 2, vs. Furman (10/15/16)
Fumble Recoveries 1, 2x, last vs. West Virginia Wesleyan (10/20/16)

#10 AUSTIN GATEWOOD • LB • 6-1 • 221 • Jr.

Tackles 10, @ Mercer (10/17/15)
Tackles for Loss..... 3.5, @ Robert Morris (11/7/15)
Sacks..... 2.5, @ Robert Morris (11/7/15)
Interceptions..... 1, vs. St. Francis (10/3/15)
Forced Fumble..... 1, 3x, last at Mercer (11/5/16)

#35 CHRISTIAN GIBSON • LB • 6-1 • 200 • RSo.

Tackles 2, vs. Citadel (9/16/17)

#29 JEVON GOODEN • DB • 5-10 • 181 • Sr.

Tackles 4, vs. Chattanooga (10/1/16)
Tackle for Loss 0.5, @ Wofford (9/24/16)

#32 JD GRIFFIN • LB • 6-3 • 227 • So.

Tackles 7, @ Wofford (9/24/16)
Sacks..... 1, 2x, last at Mercer (11/5/16)
Tackles for Loss..... 1, 2x, last at Mercer (11/5/16)

#31 PAUL HUNTER • DB • 5-11 • 183 • Sr.

Tackles 11, 2x, last @ The Citadel (10/29/16)
Tackles for Loss..... 1, 2x, last vs. Samford (11/19/16)
Fumble Recoveries 2, @ The Citadel (10/29/16)
Interceptions..... 1, 2x, last vs. Citadel (9/16/17)

#5 KEANU JAMES • CB • 5-10 • 172 • Jr.

Tackles 8, vs. Chattanooga (10/1/16)
Tackles for Loss..... 0.5, @ Wofford (9/24/16)
Fumble Recoveries 1, @ Robert Morris (11/7/15)
Interceptions..... 1, @ Gardner-Webb (11/14/15)

#44 JACK JONES • LB • 6-0 • 196 • Jr.

Tackles 3, @ The Citadel (10/29/16)

#55 DEVON JOHNSON • DL • 6-3 • 267 • RSo.

Tackles 2, vs. Citadel (9/16/17)
Tackles for Loss..... 1, vs. Limestone (9/2/17)

#54 COLTON LAKES • LB • 6-5 • 225 • RFr.

Tackles 4, vs. Limestone (9/2/17)

#13 JEREMY LEWIS • DB • 5-11 • 171 • So.

Tackles 9, vs. Furman (10/15/16)
Interceptions..... 1, @ VMI (10/8/16)

#49 JASON MADUAFOKWA • LB • 6-3 • 259 • RSo.

Tackles 6, 2x, last vs. Citadel (9/16/17)
Sacks..... 2, vs. Western Carolina (9/17/16)
Tackles for loss 3, vs. West Virginia Wesleyan (10/20/16)

#33 TONY MITCHELL • DB • 5-11 • 180 • So.

Tackles 3, @ Wofford (9/24/16)

#11 TREV QUILLIN • LB • 6-2 • 230 • Jr.

Tackles 8, 2x, last @ VMI (10/8/16)
Tackles for Loss..... 1.5, 3x, last vs. Cumberland (11/12/16)
Sacks..... 1.5, @ Robert Morris (11/7/15)
Forced Fumbles 1, vs. Warner (10/31/15)

#92 JOE PITTMAN • LB • 6-5 • 245 • RSo.

Tackles 5, @ The Citadel (10/29/16)
Tackle for Loss 1, at Mercer (11/5/16)

#45 NASIR PLAYER • DL • 6-5 • 257 • RSo.

Tackles 10, vs. Limestone (9/2/17)
Tackles for Loss..... 2, 2x, last vs. Citadel (9/16/17)
Sacks..... 1, @ Kennesaw State (9/3/16)

#14 TYREE ROBINSON • DB • 5-11 • 177 • Fr.

Tackles 2, vs. Citadel (9/16/17)

#51 AUSTIN ROWAN • DL • 6-1 • 267 • So.

Tackles 3, vs. West Virginia Wesleyan (10/20/16)

SPECIALISTS

#1 DOMENIQUE WILLIAMS • KR • 5-10 • 160 • Jr.

Kickoff Returns..... 7, vs. St. Francis (10/3/15)
Most KOR Yards..... 174, vs. St. Francis (10/3/15)
Longest KOR..... 43, vs. St. Francis (10/3/15)
Punt Returns 2, vs. Limestone (9/2/17)

#4 VINCENT LOWE • WR • 5-9 • 181 • Sr.

Kickoff Returns..... 1, 2x, last vs. Furman (10/15/16)
Most KOR Yards..... 20, vs. Furman (10/15/16)
Punt Returns 1, 2x, last vs. Western Carolina (9/17/16)

#13 JEREMY LEWIS • DB • 5-11 • 171 • So.

Kickoff Returns..... 2, vs. Limestone (9/2/17)
Most KOR Yards..... 38, vs. Limestone (9/2/17)
Longest KOR..... 30, vs. Samford (11/19/16)

#17 QUAN HARRISON • WR • 5-10 • 183 • RSo.

Kickoff Returns..... 2, at James Madison (9/9/17)
Most KOR Yards..... 44, at James Madison (9/9/17)
Longest KOR..... 24, at James Madison (9/9/17)

#26 ARTEVIUS SMITH • WR • 5-10 • 172 • RSo.

Kickoff Returns..... 2, vs. Cumberland (11/12/16)
Most KOR Yards..... 40, vs. Cumberland (11/12/16)
Longest KOR..... 22, vs. Cumberland (11/12/16)

#85 JJ JERMAN • K/P • 5-10 • 170 • Jr.

Most Field Goals..... 3, 2x, last @ Robert Morris (11/7/15)
Longest Field Goal 46 yards, vs. KSU (9/3/15)
Most Kickoffs..... 7, vs. Warner (10/31/15)
Punts..... 8, vs. St. Francis (10/3/15)
Longest Punt 44, @ Wofford (9/24/16)

#96 LANDON KUNAK • K/P • 6-2 • 182 • RSo.

Most Kickoffs..... 7, vs. Western Carolina (9/17/16)
Kickoff Yards..... 388, vs. Western Carolina (9/17/16)
Touchbacks..... 4, vs. Citadel (9/16/17)
Most Punts..... 4, 2x, last vs. The Citadel (9/16/17)
Longest Punt 50, vs. Citadel (9/16/17)

#46 MARION WATSON • P • 6-2 • 150 • Jr.

Most Punts..... 10, @ Robert Morris (11/7/15)
Longest Punt 59, vs. Warner (10/31/15)

#43 TITUS TUCKER • DB • 6-2 • 215 • Fr.

Tackles 4, at James Madison (9/9/17)

#40 DYLAN WEIGEL • LB • 6-0 • 213 • So.

Tackles 20, vs. Emory & Henry (9/26/15)
Tackles for Loss..... 2.5, vs. Maryville (9/10/15)
Sacks..... 1, 3x, last vs. Limestone (9/2/17)
Forced Fumbles 1, 3x, last vs. Samford (11/19/16)
Fumble Recoveries 1, 4x, last at Mercer (11/5/16)

#1 DOMENIQUE WILLIAMS • DB • 5-10 • 160 • So.

Tackles 8, vs. Kentucky Wesleyan (11/21/15)
Interceptions..... 1, 2x, last at James Madison (9/9/17)

#22 ZACK YANCEY • LB • 5-11 • 210 • Fr.

Tackles 2, at James Madison (9/9/17)



2017 Buccaneer Football GAME NOTES

ETSU FOOTBALL TIMELINE...

January 15, 2012 – Dr. Brian Noland named president of East Tennessee State University

May 10, 2012 – Dr. Noland forms the Committee for 125 and charges the group to provide recommendations for programmatic changes across the university

December 5, 2012 – The report from the Committee for 125 recommends reinstating a new football program at ETSU

January 15, 2013 – Dr. Noland names Dr. Richard Sander to the position of Interim Director of Intercollegiate Athletics. The interim tag is removed just a few months later

January 29, 2013 – The ETSU Student Government Association votes and approves a \$125 per semester student athletic fee specifically for funding of a football program

March 29, 2013 – The Tennessee Board of Regents certifies ETSU's Student Government Association vote and approves the increase in student fees to support football

April 2, 2013 – ETSU holds a press conference to announce the return of football to campus. At that time, it is also announced that former University of Tennessee head coach Phillip Fulmer will be hired to act as a special consultant for football and to help lead the search for a new head coach

April 3, 2013 – It is announced that a new "Kickoff Fund" has been initiated, asking donors to give at least \$250 per year (the same as students had agreed to pay) to help support the football program

June 11, 2013 – At a called press conference, ETSU announces it will be leaving the Atlantic Sun Conference and will be rejoining the Southern Conference at the start of the 2014-15 season

June 21, 2013 – ETSU hires former North Carolina head football coach Carl Torbush as its new head coach

July 27, 2013 – ETSU hosts the first annual Carl Torbush High School Football Coaches Clinic inside the Culp Center on campus. Torbush, Fulmer and other college coaches address the group

July 29, 2013 – Torbush announces that he has hired former ETSU player and assistant coach Billy Taylor to return to the program as the team's defensive coordinator

July 31, 2013 – Torbush hires former University of Tennessee cornerback and Kingsport, Tenn., native Teddy Gaines as his second assistant coach. Gaines will coach defensive backs and work with special teams

Sept. 7, 2013 – ETSU host the first annual Women's Football Clinic, hosted by Torbush and his staff, inside the ETSU/MSHA Athletic Center

Sept. 13, 2013 – For the first time in 10 years, ETSU football coaches hit the recruiting trail in anticipation of signing the program's first class in February of 2014

Nov. 2, 2013 – The Department of Intercollegiate Athletics hosts a special Homecoming reunion event for former football players as part of the weekend activities

Nov. 5, 2013 – ETSU announces it has signed a new licensing and apparel deal with Nike to provide gear for football, as well as other Buccaneer teams

Nov. 14, 2013 – During a called press conference, it is announced that ETSU's first opponent will be fellow first-year program Kennesaw State, and the game is scheduled for 7:30 p.m. on Sept. 3, 2015

Feb. 5, 2014 – ETSU announces first recruiting class in preparation for 2015 season

May 15, 2014 – Coach Torbush names Mike O'Cain as ETSU offensive coordinator

July 1, 2014 – ETSU athletics officially returns to Southern Conference

July 10, 2014 – Coach Torbush announces addition of Erik Losey to coaching staff

July 23, 2014 – ETSU athletics launches new logos, branding initiative

Aug. 7, 2014 – Coach Torbush announces addition of strength coach Allan Johnson





2017 Buccaneer Football GAME NOTES

Sept. 3, 2014 – Bucs host first Media Day in over 10 years

Sept. 15, 2014 – Bucs hold first official practice in over 10 years

Sept. 27, 2014 – Over 3,000 fans turn out for an all-day tailgate event at ETSU Game Time 101, which is highlighted by the team's first official Blue-Gold Scrimmage

Nov. 1, 2014 – On a snowy, frigid day, the Bucs participate in ETSU Homecoming by playing the team's final Blue-Gold scrimmage of the fall

Dec. 18, 2014 – Coach Torbush releases the team's 2015 schedule, a 10-game slate that includes six home games and four road contests

Feb. 4, 2015 – The Buccaneers announce their second recruiting class, a group that includes 45 commitments, of which 26 are Tennessee residents

Feb. 6, 2015 – It is announced that the Buccaneers will face the University of Tennessee on the gridiron on Sept. 8, 2018 at tradition-rich Neyland Stadium

Feb. 10 & 11, 2015 – Coach Torbush announces the addition of former Bucs Mike Rader and Scott Brumett to the coaching staff

Feb. 15, 2015 – The ETSU football program reaches the "200 Days Until Kickoff" milestone

Feb. 20, 2015 – Coach Torbush announces the addition of Antonio Goss to the coaching staff

March 4, 2015 – Coach Torbush announces the addition of Gary Downs to the coaching staff

March 16, 2015 – ETSU adds 11th game to 2015 schedule; Bucs to play at Montana State on Oct. 24

March 18, 2015 – ETSU athletics official launches football stadium campaign and announces stadium site

March 25, 2015 – Dunkin' Donuts-Roadrunner announce \$1 million donation to ETSU football stadium

April 11, 2015 – ETSU football plays the Mountain States Health Alliance Blue-Gold scrimmage game to conclude the first spring practice since 2003. During the game, local business man and philanthropist Scott Niswonger presents leadership gift of \$1 million to the ETSU football stadium campaign

April 27, 2015 – The Buccaneers officially unveil the team's new football and band uniforms for the 2015 season

May 4, 2015 – General Shale makes commitment to provide a half-million bricks to the construction of the new ETSU football stadium

May 26, 2015 – Bucs reach 100 days until kickoff

June 7, 2015 – ETSU, VIP SEEN partner to publish Game Time Magazine; BurWil Construction Co. named contractor for new ETSU football stadium; Bucs announce schedule change as ETSU hosts Kentucky Wesleyan on Nov. 21

July 15, 2015 – Bucs reach 50 days until kickoff; ETSU football opener, Homecoming sellout in minutes

Aug 6, 2015 – The Bucs open preseason practice as 95-man roster gears up for season opener vs. Kennesaw State on Sept. 3

Aug 24, 2015 – At 9 a.m. on Monday morning, ETSU students began picking up their tickets for the Buccaneers' home football opener scheduled on Sept. 3 against Kennesaw State. In five hours, the tickets were gone.

Aug 26, 2015 – Coach Torbush releases depth chart for season opener against Kennesaw State.

Sept 3, 2015 – For the first time in 4,303 days, ETSU football returns to the gridiron as the Bucs host Kennesaw State at Kermit Tipton Stadium

Oct. 31, 2015 – Scoring 28 unanswered points in the first half, the Buccaneers collected a season-high 457 yards in total offense and the team's defensive unit did not allow any points, as ETSU secured its first victory since reinstating its football program with a 42-9 win over Warner in front of a Halloween crowd of 6,480 fans at Kermit Tipton Stadium

Nov. 16, 2015 – In a historic groundbreaking ceremony, the ETSU Department of Intercollegiate Athletics marked the official start of construction on the Buccaneers' new football stadium Monday afternoon on the site of the new facility

Nov. 21, 2015 – ETSU ends its first season with a 42-27 win over Kentucky Wesleyan in front of 6,302 fans at Kermit Tipton Stadium ... The Bucs out-gained the Panthers, 574-375, while holding KWC to -13 rushing yards on 16 carries





2017 Buccaneer Football GAME NOTES

Nov. 24, 2015 - Finalists for the STATS FCS Freshman of the Year award were announced and ETSU linebacker Dylan Weigel (Pickerington, Ohio) was one of the 20 candidates selected

Jan. 28, 2016 -- The ETSU Department of Intercollegiate Athletics and Bristol Motor Speedway held a joint press conference on Thursday afternoon to announce they have reached an agreement to host ETSU's 2016 Southern Conference football opener at the Last Great Colosseum. The Buccaneers, who are playing a full SoCon schedule this upcoming season, will host Western Carolina on Saturday, Sept. 17.

Feb. 3, 2016 - ETSU football head coach Carl Torbush and his staff announced its 2016 signing class as the Bucs landed 23 commitments on Wednesday during National Signing Day. Ten different states are represented in the 2016 recruiting class as nine commits hail from Tennessee, four from Ohio, two from Georgia and North Carolina and one each from Alabama, Arizona, New York, Florida, Texas and Virginia. Of the 23, 12 are defensive players, eight are offensive players and three are athletes, while 15 players have a GPA above a 3.0. Furthermore, 14 commits are all-state selections, 10 played multiple sports in high school and the class consisted of 10 football state championships.

April 8, 2016 - The ETSU Department of Intercollegiate Athletics announced Friday that the Buccaneers have reached multi-year agreements to play FBS opponents Vanderbilt and Appalachian State starting in 2019. ETSU, which announced last February it would travel to Knoxville and take on the University of Tennessee in 2018, will play both at Vanderbilt and Appalachian State in 2019. The Bucs will then face the Commodores again in 2021 and the Mountaineers in 2024.

June 30, 2016 - The ETSU football program announced Thursday that the Buccaneers have reached an agreement to play the University of Georgia in 2020. The Buccaneers will earn a game guarantee of \$550,000, and the game will be played at Sanford Stadium in Athens, Ga. ETSU and Georgia have never met on the gridiron. This marks the third future Southeastern Conference opponent scheduled for the Buccaneers, as ETSU plays at Tennessee in 2018 and at Vanderbilt in 2019 and 2021. The Blue and Gold also play at FBS foe Appalachian State in 2019 and 2024.


September 3, 2016 - ETSU football defeats Kennesaw State, 20-17, in double-overtime, marking the Bucs' first win over a FCS program since Nov. 22, 2003 (The Citadel)

September 17, 2016 - ETSU football defeats Western Carolina, 34-31, in front of a single-game record 13,863 fans at Bristol Motor Speedway

August 24, 2017 - Board approves naming of William B. Greene, Jr. Stadium.

September 2, 2017 - ETSU opens William B. Greene, Jr. Stadium with a 31-10 win over Limestone in front of a sell out crowd of 9,530.

WILLIAM B. GREENE, JR. STADIUM





2017 Buccaneer Football GAME NOTES

GAME #1 • SEPT. 2, 2017 • JOHNSON CITY, TENN.

LIMESTONE	10
ETSU	31
WILLIAM B. GREENE JR. STADIUM (9,530)	

JOHNSON CITY, Tenn. (Sept. 2, 2017) – A sold out crowd was treated to a triumphant return to campus in the inaugural game at William B. Greene, Jr. Stadium on Saturday night, as the ETSU football team opened its 2017 season with a historic 31-10 win over Limestone College.

With 9,530 fans looking on, the Buccaneers played their first game on the ETSU campus since Nov. 22, 2003 and their first game outdoors on campus since Nov. 25, 1972. The moment was not lost on junior quarterback Austin Herink (Cleveland), who played an inspired game by completing his first 15 passes of the night and throwing for 239 yards in all, including three touchdowns.

The Bucs (1-0) now brace for a matchup with defending Football Championship Subdivision national champion and No. 1-ranked James Madison next Saturday at 6 p.m. in Harrisonburg, Va., The Dukes will enter the game coming off a win as well, having defeated Football Bowl Subdivision opponent East Carolina, 34-14, on Saturday. Meanwhile, Limestone heads home with a 0-1 record following the loss in Johnson City.

Along with Herink, the Bucs got a game high 88 yards rushing and a score from junior tailback Jajuan Stinson (Knoxville), while senior wide receiver Vincent Lowe had a game high five receptions for 48 yards and a touchdown. Along with Lowe, fellow wide out Anthony Spagnoletti (Bealeton, Va.) and Andrew Heyward (Powder Springs, Ga.) each collected touchdown catches.

On the defensive side of the ball, sophomore defensive lineman Nasir Player (Columbia, S.C.) had a team and career high 10 tackles, while junior linebacker Dylan Weigel (Pickerington, Ohio) had eight stops. Senior defensive back Paul Hunter (Denton, Texas) also had a strong game with six tackles and an interception.

The Bucs outgained the Saints 379 to 222 and posted 20 first downs compared to just 13 for Limestone. For Limestone, a bright spot was quarterback Ivan Corbin, Jr., who finished with 80 yards rushing and the Saints' lone scoring run.

The Bucs are now 2-1 in season openers since reinstating the program in 2015 ... In the previous two openers, the Bucs split contests with Kennesaw State, falling 56-16 in 2015 before avenging that loss with a 20-17 double-overtime win over the Owls in 2016 ... Overall, the Bucs are now 40-40-3 all-time in season openers ... Austin Herink tied a career high with three touchdown passes, as he has now accomplished the feat three times in his career ... Herink also set a new single-game program record by completing 15 straight passes to start a game ... The redshirt junior quarterback was 13-for-13 with 180 yards and two touchdowns in the first half ... Andrew Heyward and Anthony Spagnoletti both posted their first collegiate touchdown receptions in Saturday's 21-point win ... Herink completed passes to eight different receivers ... Redshirt sophomore offensive lineman Myles Smith (Chattanooga, Tenn.) got the start at right guard, marking his first collegiate start ... Nasir Player finished with his first double-digit tackle game of his career after finishing with 10 tackles ... The Buccaneer defense held Limestone to 2-of-15 on third down chances, while holding them to 0-of-5 on third down in the first half ... ETSU was 4-of-9 on third down for the contest, along with going 4-of-6 in the first half ... ETSU's defense held the Saints to 65 yards of total offense on 21 plays (49 rushing yards/16 passing yards) ... On the flip side, the Bucs' offense generated 264 yards on 35 plays in the first half (180 yards passing/84 rushing yards) ... Fifteen of the Bucs' 20 first downs came in the first half ... Limestone was held to three first downs in the first 30 minutes, while the Saints totaled eight in the second half.

	LC	ETSU
Score	10	31
FIRST DOWNS	13	20
RUSHES-YARDS (NET)	46-193	35-140
PASSING YDS (NET)	29	239
Passes Att-Comp-Int	20-7-1	20-16-0
TOTAL OFFENSE PLAYS-YARDS	66-222	55-379
Fumble Returns-Yards	0-0	0-0
Punt Returns-Yards	2-15	4-9
Kickoff Returns-Yards	5-94	2-38
Interception Returns-Yards	0-0	1-5
Punts (Number-Avg)	5-38.2	3-44.0
Fumbles-Lost	3-0	1-1
Penalties-Yards	4-26	6-52
Possession Time	32:14	27:46
Third-Down Conversions	2 of 15	4 of 9
Fourth-Down Conversions	3 of 5	0 of 1
Red-Zone Scores-Chances	2-3	1-1

Limestone											ETSU										
Rushing		No.	Gain	Loss	Net	TD	Lg	Avg				Rushing		No.	Gain	Loss	Net	TD	Lg	Avg	
Jerk'ya Patton		13	89	3	86	0	36	6.6				Jajuan Stinson		20	92	4	88	1	17	4.4	
Ivan Corbin, Jr.		24	80	19	61	1	19	2.5				Dontavius Monroe		5	29	2	27	0	14	5.4	
Daitwan Commodore		7	39	0	39	0	13	5.6				Austin Herink		5	15	2	13	0	5	2.6	
Shanard Bain		2	7	0	7	0	4	3.5				Falon Lee		3	9	0	9	0	5	3.0	
Passing		C-A-I	Yds	TD	Long	Sack				Passing		C-A-I	Yds	TD	Long	Sack					
Ivan Corbin, Jr.		7-19-1	29	0	11	1				Austin Herink		16-20-0	239	3	45	1					
DJ Phillips		0-1-0	0	0	0	0				Vincent Lowe		5	48	1	25						
Receiving		No.	Yards	TD	Long				Receiving		No.	Yards	TD	Long							
Vyncint Smith		2	19	0	11				Drake Powell		3	28	0	18							
D'Anta Fleming		1	5	0	5				Quan Harrison		2	38	0	29							
Deondre Baskett		1	5	0	5				Braxton Richburg		2	12	0	8							
Jerk'ya Patton		1	2	0	2				Marion Watson		3	132	44.0	50	0	0					
Punting		No.	Yds	Avg	Long	In20	TB				Punting		No.	Yds	Avg	Long	In20	TB			
Alex Haynes		4	152	38.0	50	1	0				Riley Watson		3	132	44.0	50	0	0			
Ivan Corbin, Jr.		1	39	39.0	39	1	0				Domenique Willia		2	2	0	3					
Punt Returns		No.	Yards	TD	Long				Punt Returns		No.	Yards	TD	Long							
Cody Rau		2	15	0	11				Domenique Willia		2	2	0	3							
Kick Returns		No.	Yards	TD	Long				Kick Returns		No.	Yards	TD	Long							
Tyrell Abney		4	74	0	33				Jeremy Lewis		2	38	0	24							
Shanard Bain		1	20	0	20				Nasir Player		5-5	10	0.0	1.5							
Tackles		UA-A	Total	Sacks	TFL				Tackles		UA-A	Total	Sacks	TFL							
Titus Williams		4-4	8	0.0	0.0				Dylan Weigel		5-3	8	1.0	0.0							
Joey Felder		5-1	6	0.0	1.0				Paul Hunter		3-4	7	0.0	0.5							
Evan Patrick		3-3	6	1.0	1.0				River Boruff		4-2	6	0.0	0.0							
Dalton Yates		5-0	5	0.0	1.0				River Boruff		4-2	6	0.0	0.0							

Qtr	Time	Scoring Play	V-H
1st	11:22	ETSU - Andrew Heyward 43 yd pass from Austin Herink (JJ Jerman kick), 8-79 3:38	0 - 7
2nd	08:36	ETSU - Anthony Spagnoletti 45 yd pass from Austin Herink (JJ Jerman kick), 7-75 3:43	0 - 14
	05:53	LC - Nick Smith 38 yd field goal, 4-0 0:48	3 - 14
	00:38	ETSU - Jajuan Stinson 1 yd run (JJ Jerman kick), 11-62 5:08	3 - 21
3rd	11:39	ETSU - Vincent Lowe 25 yd pass from Austin Herink (JJ Jerman kick), 2-30 0:48	3 - 28
	04:38	LC - Ivan Corbin, Jr. 2 yd run (Nick Smith kick), 16-73 6:55	10 - 28
	10:48	ETSU - JJ Jerman 48 yd field goal, 8-39 3:04	10 - 31

GAME #1 • SEPT. 9, 2017 • HARRISONBURG, VA.

ETSU	10
#1 JAMES MADISON	52
BRIDGEFORTH STADIUM (24,722)	

HARRISONBURG, Va. (Sept. 9, 2017) – They are the defending Football Championship Subdivision national champions and currently ranked No. 1 in the country. On Saturday night, the James Madison Dukes certainly looked the part.

Scoring on four of its first five possessions and relying on a defense that held ETSU to just 175 yards in total offense, James Madison rolled past the Buccaneers 52-10 in non-conference play at Bridgeforth Stadium. On a night when a crowd of 24,722 were on hand to celebrate the Dukes' 2016 national championship, JMU did not disappoint their fans and improved to 2-0 on the season, while the Bucs dropped to 1-1 overall. With the win, JMU extended its win streak to 14 straight games, marking the longest streak amongst FCS and FBS programs.

ETSU will now return to Johnson City for back-to-back home games against Southern Conference opponents over the next two weeks, beginning with a visit from reigning conference champion The Citadel next Saturday at 1 p.m. inside William B. Greene, Jr. Stadium.

In this game, it was JMU senior quarterback Bryan Schor who stood out among all the other Dukes. Going 25-of-33 through the air for 304 yards, Schor threw for five touchdowns, matching the program's single game record for the third time in his career. His only mistake was an interception late in the first half that ETSU cornerback Dominique Williams (Charlotte) returned for a touchdown.

After watching JMU defeat Football Bowl Subdivision member East Carolina handily last week by running the ball successfully, the Bucs' defense and its effort to stop the Dukes' running attack was impressive. In all, JMU managed just 122 yards on 39 carries for an average of just 3.1 yards per carry compared to the 410 yards and 9.8 yards per carry the Dukes collected against ECU last week.

Defensively, junior linebacker River Boruff (Sparta) led that defensive effort with a team-high 11 tackles.

Field position was a difference maker for the Dukes, whose average start was their own 37-yard line, while the Bucs average start was their own 16. Special teams also hurt the Bucs as the Dukes returned a punt for a touchdown and consistently pinned the Bucs deep in their own territory.

Williams' interception return for a touchdown was the first for the Bucs since Nov. 15, 2003, when Allen Davis returned a pick 90 yards in a home win over Chattanooga. ... The Dukes' punt return for a score was the first time ETSU's special teams have allowed such a play since September of 2003. ... The Bucs are now 1-4 all-time against No. 1-ranked teams. The Bucs' lone win against a No. 1 opponent came on Oct. 27, 2001 at home inside the Memorial Center, as ETSU dropped Georgia Southern, 19-16. The other matchups against No. 1 came versus Marshall in 1996, and Georgia Southern in both 1998 and 2000. ... ETSU is now 3-7 all-time against James Madison, having lost five straight in the all-time series. The Bucs' last win over JMU was a 9-6 victory back on Oct. 27, 1984 in Harrisonburg. ... With his field goal in the third quarter, Jerman now has 22 made field goals in his career, which moves him just two shy of fourth on the program's all-time list. He has also now connected on 10 of his last 12 attempts. ... With 11 stops on the night, Boruff picked up the second double-digit tackle effort of his career.

ETSU											James Madison										
Rushing		No.	Gain	Loss	Net	TD	Lg	Avg				Rushing		No.	Gain	Loss	Net	TD	Lg	Avg	
Blake Rodgers		8	31	17	14	0	11	1.8				Riley Stapleton		8	64	2	14	0	7	3.4	
Jajuan Stinson		9	21	8	13	0	5	1.4				Bryan Schor		10	28	2	26	0	8	2.6	
Andrew Heyward		1	5	0	5	0	5	5.0				Cardon Johnson		10	29	4	25	1	10	2.5	
Passing		C-A-I	Yds	TD	Long	Sack				Passing		C-A-I	Yds	TD	Long	Sack					
Austin Herink		12-27-1	118	0	38	2				Bryan Schor		25-33-1	304	5	29	1					
Receiving		No.	Yards	TD	Long				Receiving		No.	Yards	TD	Long							
Vincent Lowe		3	20	0	10				John Miller		2	84	1	43							
Hunter Wake		2	44	0	38				Ishmael Hyman		6	93	2	29							
Andrew Heyward		2	18	0	11				David Eldridge		6	80	1	22							
Evan Wick		1	13	0	13				John Miller		3	50	0	29							
Punting		No.	Yds	Avg	Long	In20	TB				Punting		No.	Yds	Avg	Long	In20	TB			
Marion Watson		5	184	36.8	47	2	0				Harry O'Kelly		1	49	49.0	49	1	0			
Landon Kunak		3	123	41.0	46	0	0				Bryan Schor		1	33	33.0	33	1	0			
Punt Returns		No.	Yards	TD	Long				Punt Returns		No.	Yards	TD	Long							
River Boruff		1	13	0	13				John Miller		2	84	1	43							
Jimmy Moreland		1	14	0	14				Jimmy Moreland		1	14	0	14							
Kick Returns		No.	Yards	TD	Long				Kick Returns		No.	Yards	TD	Long							
Quan Harrison		2	44	0	24				Marcus Marshall		2	53	0	31							
Domenique Willia		2	34	0	20																
Tackles		UA-A	Total	Sacks	TFL				Tackles		UA-A	Total	Sacks	TFL							
River Boruff		5-6	11	0.0	1.0				Jordan Brown		4-2	6	1.0	1.0							
Blake Bockrath		5-2	7	1.0	1.0				Kyre Hawkins		2-3	5	0.0	0.0							
Kaman Cooper		2-5	7	0.0	0.0				Rashad Robinson		4-0	4	0.0	0.0							
Dylan Weigel		3-3	6	0.0	0.5				Gus Little		3-1	4	0.0	0.0							

Qtr	Time	Scoring Play	V-H
1st	12:24	JMU - Ishmael Hyman 17 yd pass from Bryan Schor (Tyler Gray kick), 8-75 2:36	0 - 7
	09:02	JMU - Cardon Johnson 5 yd run (Tyler Gray kick), 4-14 1:10	0 - 14
	05:14	JMU - Ishmael Hyman 6 yd pass from Bryan Schor (Tyler Gray kick), 5-37 1:56	0 - 21
2nd	06:06	JMU - Riley Stapleton 3 yd pass from Bryan Schor (Tyler Gray kick), 16-93 5:33	0 - 28
	01:11	ETSU - Dominique Williams 33 yd interception return (JJ Jerman kick)	7 - 28
3rd	13:18	JMU - John Miller 41 yd punt return (Tyler Gray kick)	7 - 35
	06:12	JMU - Riley Stapleton 4 yd pass from Bryan Schor (Tyler Gray kick), 5-21 2:13	7 - 42
	03:36	ETSU - JJ Jerman 23 yd field goal, 6-68 2:29	10 - 42
	00:20	JMU - Tyler Gray 32 yd field goal, 9-63 3:10	10 - 45
4th	06:05	JMU - David Eldridge 10 yd pass from Bryan Schor (Tyler Gray kick), 11-76 5:10	10 - 52



2017 Buccaneer Football GAME NOTES

GAME #3 • SEPT. 16, 2017 • JOHNSON CITY, TENN.

#13 THE CITADEL 31
ETSU 25
WILLIAM B. GREENE JR. STADIUM (7,544)

GAME #4 • SEPT. 23, 2017 • JOHNSON CITY, TENN.

MERCER --
ETSU --
WILLIAM B. GREENE JR. STADIUM ()

JOHNSON CITY, Tenn. (Sept. 16, 2017) – The growth of the ETSU football program took another significant step forward Saturday afternoon at William B. Greene, Jr. Stadium.

Facing The Citadel Bulldogs – the two-time defending Southern Conference champions and the 13th-ranked team in the nation – the Buccaneers built a 10-point lead early in the second half and also did not fold when the Bulldogs clipped off 21 unanswered points to build a 28-17 advantage midway through the fourth quarter. Despite entering the game as a 25-point underdog, the Bucs ultimately dropped the Southern Conference opener, 31-25, but had a final offensive possession with a chance to win late in the game.

With the loss, the Bucs dropped to 1-2 overall, 0-1 in SoCon play, while The Citadel improved to 3-0, 1-0, in front of a crowd of 7,544.

The Bucs, who had their share of breaks in the game thanks to a recovered fumble, a picked off pass, and a blocked field goal attempt, finished with 208 yards in total offense. The majority of those yards came through the air, as junior quarterback Austin Herink (Cleveland) went 18-of-32 for 182 yards and threw a pair of touchdown passes. For The Citadel, the Bulldogs gained 435 yards on the day, with 331 coming on the ground in their patented triple-option offense.

After scoring just seven points in the first half, the Bulldogs scored on their final four possessions of the game with three straight touchdowns and a field goal.

Defensively, junior linebackers Dylan Weigel (Pickerington, Ohio) and River Boruff (Sparta) stood out once again for the Bucs. Weigel finished with 19 tackles, the second highest single-game total in his career, while Boruff had 14 stops to eclipse double digit tackles for the second straight game.

NOTABLES

With his first quarter interception, senior safety Paul Hunter (Denton, Texas) now has two picks on the season, which ties him for the most by a single player in a season since the return of the program in 2015, when former cornerback Tavian Lott (D'Lo, Mississippi) reached that same number of interceptions ... ETSU has now forced at least one turnover in eight straight games and in 18 of its last 21 contests ... With his two extra points in the first half, Jerman now has 47 makes in his career which ranks seventh all time and is one shy of former kicker Jonathan Godfrey ... The Bucs were just 2-of-12 on third down conversions, while The Citadel was 9-of-17 on third down ... The Citadel ran 29 more plays than ETSU, 83-54, while out-gaining the Blue and Gold 435 to 208 ... Nasir Player finished with eight tackles, two tackles for loss, a forced fumble and a blocked field goal ... After only scoring on one of its eight first-half drives, The Citadel scored on all four of its second-half drives en route to outscoring the Bucs, 24-11, in the second half

	CIT	ETSU
Score	31	25
FIRST DOWNS	26	13
RUSHES-YARDS (NET)	72-331	22-26
PASSING YDS (NET)	104	182
Passes Att-Comp-Int	11-4-1	32-18-1
TOTAL OFFENSE PLAYS-YARDS	83-435	54-208
Fumble Returns-Yards	0-0	0-0
Punt Returns-Yards	4-30	1-1
Kickoff Returns-Yards	1-20	3-71
Interception Returns-Yards	1--8	1-0
Punts (Number-Avg)	3-46.3	6-35.7
Fumbles-Lost	4-1	0-0
Penalties-Yards	5-60	2-10
Possession Time	37:00	23:00
Third-Down Conversions	9 of 17	2 of 12
Fourth-Down Conversions	0 of 2	0 of 1
Red-Zone Scores-Chances	3-4	2-2

The Citadel

Rushing	No.	Gain	Loss	Net	TD	Lg	Avg
Drakeford	9	93	0	93	0	22	10.3
Jackson	10	72	2	70	0	22	7.0
D. Allen	16	65	13	52	1	18	3.2
Rainey	11	52	0	52	1	10	4.7

Passing	C-A-I	Yds	TD	Long	Sack
D. Allen	4-10-1	104	1	44	0
Black	0-1-0	0	0	0	0

Receiving	No.	Yards	TD	Long
LeBlanc	3	76	0	44
Webb	1	28	1	28

Punting	No.	Yds	Avg	Long	In20	TB
Cannon	3	139	46.3	55	2	0

Punt Returns	No.	Yards	TD	Long
Nixon	3	24	0	15
K. Williams	1	6	0	6

Kick Returns	No.	Yards	TD	Long
Jackson	1	20	0	20

Tackles	UA-A	Total	Sacks	TFL
B. Roberts	5-1	6	0.0	0.0
K. Williams	4-2	6	0.5	0.5
Pierce	2-3	5	1.0	2.0
Spann	1-3	4	0.0	0.0

ETSU

Rushing	No.	Gain	Loss	Net	TD	Lg	Avg
Jajuan Stinson	7	37	4	33	1	18	4.7
Austin Herink	10	39	33	6	0	14	0.6
Dontavious Monroe	4	3	2	1	0	2	0.2
Vincent Lowe	1	0	14	-14	0	0	-14.0

Passing	C-A-I	Yds	TD	Long	Sack
Austin Herink	18-32-1	182	2	27	4

Receiving	No.	Yards	TD	Long
Drake Powell	6	76	1	25
Vincent Lowe	3	53	1	27
Kobe Kelley	3	18	0	9
Braxton Richburg	2	11	0	6

Punting	No.	Yds	Avg	Long	In20	TB
Landon Kunak	4	150	37.5	50	1	0
Marion Watson	2	64	32.0	35	0	0

Punt Returns	No.	Yards	TD	Long
Quan Harrison	1	1	0	1

Kick Returns	No.	Yards	TD	Long
Domenique Willia	3	71	0	30

Tackles	UA-A	Total	Sacks	TFL
Dylan Weigel	6-13	19	0.0	0.0
River Boruff	6-8	14	0.0	0.5
Kaman Cooper	5-8	13	0.0	0.0
Nasir Player	4-4	8	0.0	2.0

Qtr	Time	Scoring Play	V-H
1st	12:38	ETSU - Vincent Lowe 22 yd pass from Austin Herink (JJ Jerman kick), 1-22 0:07	0-7
	07:10	CIT - Rainey 10 yd run (Godek kick), 11-75 5:28	7-7
2nd	01:05	ETSU - Drake Powell 8 yd pass from Austin Herink (JJ Jerman kick), 6-51 1:19	7-14
3rd	11:01	ETSU - JJ Jerman 46 yd field goal, 7-45 3:51	7-17
	04:17	CIT - D. Allen 1 yd run (Godek kick), 14-75 6:44	14-17
4th	11:42	CIT - Webb 7 yd run (Godek kick), 11-66 4:35	21-17
	07:50	CIT - Webb 28 yd pass from D. Allen (Godek kick), 4-43 1:46	28-17
	05:15	ETSU - Jajuan Stinson 4 yd run (Kobe Kelley pass from Austin Herink), 9-75 2:35	28-25
	02:17	CIT - Godek 46 yd field goal, 7-46 2:58	31-25



**2017 Buccaneer Football
GAME NOTES**

SINGLE GAME RECORDS

MOST RUSHING YARDS

1. 242, Brandon Walker vs. Charleston Southern, 1998
2. 237, Herman Jacobs vs. The Citadel, 1983
3. 232, Derrick Hollins vs. Wofford, 1990
4. 226, Rick Reeves vs. Middle Tenn. St., 1979
5. 220, George Fugate vs. Middle Tenn. St., 1975

MOST RUSHING ATTEMPTS

1. 37, Brandon Walker vs. Georgia Southern, 1996
Gaven Varner at Eastern Michigan, 2003
Gaven Varner vs. The Citadel, 2003
4. 36, George Searcy vs. Western Carolina, 1989
5. 33, Larry Bell vs. Wingate, 1993

MOST RUSHING TOUCHDOWNS

1. 4, Piggy Nolan vs. Maryville, 1957

MOST PASS ATTEMPTS

1. 53, Greg Ryan vs. Georgia Southern, 1993
2. 51, Greg Ryan vs. Montana, 1996
3. 45, Mark Williams vs. Appalachian State, 1991
Randy Meredith vs. Chattanooga, 1990
5. 44, Todd Wells vs. Furman, 2000

MOST PASS COMPLETIONS

1. 30, Greg Ryan vs. Georgia Southern, 1993
2. 29, Greg Ryan vs. Montana, 1996
Greg Ryan vs. The Citadel, 1995
4. 28, Todd Wells vs. Wofford, 2000
Greg Ryan vs. Georgia Southern, 1994
Randy Meredith vs. Samford, 1989
Alan Chadwick vs. Middle Tenn. St., 1973

MOST PASSING YARDS

1. 377, Todd Wells vs. Appalachian State, 1997
2. 339, Greg Ryan vs. Georgia Southern, 1993
3. 336, Todd Wells vs. Furman, 2000
Mark Williams vs. Chattanooga, 1991
5. 332, Greg Ryan vs. Georgia Southern, 1994

MOST TOUCHDOWN PASSES

1. 5, Greg Ryan vs. The Citadel, 1994
Alan Chadwick vs. Chattanooga, 1962
3. 4, Jatavis Sanders vs. Elon, 2002
Mark Hutsell vs. Chattanooga

MOST RECEPTIONS

1. 16, Jeff Johnson vs. VMI, 1994
2. 13, Hal Morrison vs. Maryville, 1953
3. 12, Cecil Moore vs. Chattanooga, 2000
Jeff Johnson vs. Georgia Southern, 1994

MOST RECEIVING YARDS

1. 239, Jeff Johnson vs. VMI, 1994
2. 222, B.J. Adigun vs. Appalachian State, 1997
3. 187, Jeff Johnson vs. Furman, 1993
4. 180, Greg Johnson vs. Marshall, 1996
5. 172, B.J. Adigun vs. VMI, 1997

MOST RECEIVING TOUCHDOWNS

1. 4, Cecil Moore vs. Elon, 2002
2. 3, Tim Turner vs. Liberty, 2000
Jeff Johnson vs. VMI, 1994
Chris Beatty vs. The Citadel, 1994
Jeff Johnson vs. Furman, 1993

MOST TOTAL OFFENSE

1. 447, Todd Wells vs. Appalachian State, 1997
2. 401, Todd Wells vs. Furman, 2000
3. 354, Austin Herink vs. KWC, 2015
4. 346, Todd Wells vs. VMI, 2000
5. 330, Greg Ryan vs. Georgia Southern, 1994

MOST POINTS

1. 24, Austin Herink vs. KWC, 2015
Cecil Moore vs. Elon, 2002
Piggy Nolan vs. Maryville, 1957
Dean Bailey vs. Maryville, 1933
4. 20, Chris Beatty vs. The Citadel, 1994
5. 19, Les Hart vs. Mars Hill, 1924

MOST TOUCHDOWNS

1. 4, Cecil Moore vs. Elon, 2002
Piggy Nolan vs. Maryville, 1957
Dean Bailey vs. Maryville, 1933

MOST PATS

1. 8, Brian Fuchs vs. West Virginia Tech, 1999
2. 7, Jerry Chapman vs. Glensville State, 1996
Jerry Chapman vs. Western Carolina, 1996
Pat Crust vs. Charleston Southern, 1992
Mike Shoun vs. William & Mary, 1987
George Cimadevilla vs. Wofford 1986
Phil Hunt vs. Middle Tenn. St., 1979

MOST FIELD GOALS

1. 4, Pat Crust vs. Western Carolina, 1992
Herbie Campbell vs. Chattanooga, 1984
3. 3, JJ Jerman 3x, last vs. Samford, 2016
Con Chellis vs. Gardner-Webb, 2001
Jerry Chapman vs. Charleston Southern, 1997
Mike Shoun vs. The Citadel, 1987
Jonathan Godfrey vs. Concord College, 2003

MOST PUNTS

1. 14, Johnny Russaw vs. Parsons College, 1967
2. 13, Rick McGlothlin vs. Murray State, 1969
3. 11, Johnny Russaw vs. The Citadel 1966
Rick McGlothlin vs. Austin Peay, 1969

MOST TACKLES

1. 22, NAKIA Thomas vs. Appalachian State, 1993
2. 20, Dylan Weigel vs. Emory & Henry, 2015
Donnie Abraham vs. The Citadel, 1992
Mike Cullen vs. Western Carolina, 2003
3. 19, Mike Cornegay vs. The Citadel, 2001
Terrieic Robbins vs. Wofford, 1997
Murphy Duckett vs. The Citadel, 1990
Scott Kirby vs. Appalachian State, 1987

MOST TACKLES FOR LOSS

1. 7, James Russell vs. Glensville State, 1996
2. 6, Lamar Beam vs. Elon, 2002
3. 5, James Russell vs. Appalachian State, 1993
Chad Radcliffe vs. Marshall, 1992
Al Blunt vs. Western Carolina, 1991
Matt Palmer vs. Furman, 2003

MOST SACKS

1. 7, James Russell vs. Glensville State, 1996
2. 4, Justin Reinier vs. Elon, 2002
Lamar Beam vs. Elon, 2002
4. 3, James Russell vs. Appalachian State, 1993
Richie Johnson vs. Morehead State, 1992



2017 Buccaneer Football GAME NOTES

TEAM RECORDS

RUSHING

Most Attempts

Game:	(ETSU)	68, vs. Citadel, 1983
	(Opp.)	78, by Mars Hill, 1972
Season:	(ETSU)	580, 1986
	(Opp.)	622, 1978

Most Yards

Game:	(ETSU)	517, vs. Citadel, 1983
	(Opp.)	510, by E. Kent., 1977
Season:	(ETSU)	2,807, 1955
	(Opp.)	3,305, 1977

Rushing Yards Per Game

Season:	(ETSU)	223.7, 1986
	(Opp.)	300.4, 1977

Most Touchdowns Rushing

Game:	(ETSU)	7, vs. WV Tech, '99
	(Opp.)	7, by Ga. Sthn., 1999
Season:	(ETSU)	27, 1999
	(Opp.)	33, 1977

PASSING

Most Attempts

Game:	(ETSU)	64, vs. Montana, 1996
	(Opp.)	57, by VMI, 2001 by Davidson, 1986
Season:	(ETSU)	417, 1996
	(Opp.)	401, 1996

Most Completions

Game:	(ETSU)	35, vs. Montana, 1996
	(Opp.)	43, by Kentucky Wes, 2015
Season:	(ETSU)	237, 1996
	(Opp.)	234, 1996

Most Yards

Game:	(ETSU)	395, vs. VMI, 1994
	(Opp.)	467, by Montana, 1996
Season:	(ETSU)	2,830, 1996
	(Opp.)	2,866, 1996

Passing Yards Per Game

Season:	(ETSU)	254.0, 1990
	(Opp.)	229.2, 2015

Most Passes Had Intercepted

Game:	(ETSU)	7, A. Peay, 1971; vs. UTC, 1988
	(Opp.)	6, by three teams
Season:	(ETSU)	26, 1972
	(Opp.)	23, 1986

Most Touchdown Passes

Game:	(ETSU)	5, vs. Citadel, 1994
	(Opp.)	4, by many
Season:	(ETSU)	25, 1996
	(Opp.)	22, 2015

TOTAL OFFENSE

Yards

Game:	(ETSU)	722, vs. WV Tech, 1999
	(Opp.)	685, by Ga. Sthn., 1999
Season:	(ETSU)	5041, 1996
	(Opp.)	4695, 1977

Offensive Plays

Game:	(ETSU)	91, vs. WCU, 1988
	(Opp.)	95, by VMI, 1990
Season:	(ETSU)	930, 1996
	(Opp.)	879, 1996

Yards Per Game

Season:	(ETSU)	432.3, 1997
	(Opp.)	427.6, 1991

Yards Per Play

Game:	(ETSU)	9.8, vs. App. St., 1997
	(Opp.)	8.8, by Ga. So., 2000; by W. Kent., 1966
Season:	(ETSU)	6.2, 1997
	(Opp.)	6.0, 2015

SCORING

Points

Game:	(ETSU)	68, vs. UTC, 2003
	(Opp.)	65, by La. Tech, 1992
Season:	(ETSU)	378, 1996
	(Opp.)	416, 2015

Points Per Game

Season:	(ETSU)	30.9, 1997
	(Opp.)	37.8, 2015

Touchdowns

Game:	(ETSU)	8, WV Tech, 1999 vs. CSU, 1992
	(Opp.)	9, by four teams
Season:	(ETSU)	52, 1996
	(Opp.)	53, 1991

Downs

First Downs

Game:	(ETSU)	30, vs. CSU, 1992
	(Opp.)	32, Montana, 1996; by Marshall, 1987
Season:	(ETSU)	281, 1996
	(Opp.)	247, 1996

Third Down Conversions

Game:	(ETSU)	.867, (13-15) vs. ASU, 1997
	(Opp.)	.667, (10-15) by Wofford, 2001
Season:	(ETSU)	.467, (91-195), 1996
	(Opp.)	.439, (75-171), 2001

PENALTIES

Most Penalties

Game:	(ETSU)	15, vs. ASU, 1984
	(Opp.)	15, by UTC, 2000; ASU., 1984; GSU, 1983 W. Carolina, 2003
Season:	(ETSU)	100, 1997
	(Opp.)	83, 1983

Penalty Yards

Game:	(ETSU)	145, vs. GSU, 1984
	(Opp.)	165, by JMU, 1986; by UTC, 2000

PUNTING

Punts

Game:	(ETSU)	15, vs. Maryville, 1935
	(Opp.)	11, by three teams
Season:	(ETSU)	82, 1975
	(Opp.)	78, 1984

Punt Average

Game (4+):	(ETSU)	53, (6) vs. E. Kent., '83
	(Opp.)	50.5, (4) by Marshall, 1966
Season:	(ETSU)	42.0, 2002
	(Opp.)	42.0, 1975

MISCELLANEOUS

Turnovers

Game:	(ETSU)	8, vs. App. St., 1984
	(Opp.)	8, by VMI, 1981; WCU, 1975
Season:	(ETSU)	44, 1972
	(Opp.)	37, 1984, 1983

Time of Possession

Game:	(ETSU)	43:47, vs. Samford, 2016
	(Opp.)	41:19, by VMI, 1990

TEAM STATS

Team Statistics	ETSU	OPP
SCORING	66	93
Points Per Game	22.0	31.0
Points Off Turnovers	17	10
FIRST DOWNS	47	63
Rushing	20	38
Passing	21	23
Penalty	6	2
RUSHING YARDAGE	223	646
Yards gained rushing	316	722
Yards lost rushing	93	76
Rushing Attempts	89	157
Average Per Rush	2.5	4.1
Average Per Game	74.3	215.3
TDs Rushing	2	5
PASSING YARDAGE	539	437
Comp-Att-Int	46-79-2	36-64-3
Average Per Pass	6.8	6.8
Average Per Catch	11.7	12.1
Average Per Game	179.7	145.7
TDs Passing	5	6
TOTAL OFFENSE	762	1083
Total Plays	168	221
Average Per Play	4.5	4.9
Average Per Game	254.0	361.0
KICK RETURNS: #-Yards	11-198	8-167
PUNT RETURNS: #-Yards	3-3	9-143
INT RETURNS: #-Yards	3-38	2--6
KICK RETURN AVERAGE	18.0	20.9
PUNT RETURN AVERAGE	1.0	15.9
INT RETURN AVERAGE	12.7	-3.0
FUMBLES-LOST	3-1	7-1
PENALTIES-Yards	12-94	18-186
Average Per Game	31.3	62.0
PUNTS-Yards	17-653	10-412
Average Per Punt	38.4	41.2
Net punt average	30.0	40.9
KICKOFFS-Yards	14-896	18-1121
Average Per Kick	64.0	62.3
Net kick average	41.4	41.6
TIME OF POSSESSION/Game	27:09	32:51
3RD-DOWN Conversions	11/36	21/47
3rd-Down Pct	31%	45%
4TH-DOWN Conversions	0/2	4/8
4th-Down Pct	0%	50%
SACKS BY-Yards	2-1	7-48
MISC YARDS	24	0
TOUCHDOWNS SCORED	8	12
FIELD GOALS-ATTEMPTS	3-3	3-4
ON-SIDE KICKS	0-0	0-0
RED-ZONE SCORES	(4-4) 100%	(12-14) 86%
RED-ZONE TOUCHDOWNS	(3-4) 75%	(10-14) 71%
PAT-ATTEMPTS	(7-7) 100%	(12-12) 100%
ATTENDANCE	17074	24722
Games/Avg Per Game	2/8537	1/24722
Neutral Site Games		0/0

Score by Quarters	1st	2nd	3rd	4th	OT	Total
ETSU	14	28	13	11	0	66
Opponents	28	10	31	24	0	93

INDIVIDUAL STATS

Rushing	g	att	gain	loss	net avg	td	lg avg/g
Jajuan Stinson	3	36	150	16	134	3.7	2 18 44.7
Austin Herink	3	23	85	52	33	1.4	0 14 11.0
Dontavius Monroe	3	15	39	10	29	1.9	0 14 9.7
Blake Rodgers	3	7	21	0	21	3.0	0 8 7.0
Falon Lee	2	3	9	0	9	3.0	0 5 4.5
Andrew Heyward	3	1	5	0	5	5.0	0 5 1.7
Braxton Richburg	3	1	4	0	4	4.0	0 4 1.3
Matt Thompson	1	1	3	0	3	3.0	0 3 3.0
TEAM	1	1	0	1	-1	-1.0	0 0 -1.0
Vincent Lowe	3	1	0	14	-14	-14.0	0 0 -4.7
Total	3	89	316	93	223	2.5	2 18 74.3
Opponents	3	157	722	76	646	4.1	5 36 215.3

Passing	g	effic	comp-att-in	pct	yds	td	lg avg/g
Austin Herink	3	3131.36	46-79-2	58.2	539	5	45 179.7
Total	3	3131.36	46-79-2	58.2	539	5	45 179.7
Opponents	3	3135.17	36-64-3	56.2	437	6	44 145.7

Receiving	g	no.	yds	avg	td	lg avg/g
Vincent Lowe	3	11	121	11.0	2	27 40.3
Drake Powell	3	9	104	11.6	1	25 34.7
Andrew Heyward	3	4	70	17.5	1	43 23.3
Hunter Wike	3	4	69	17.2	0	38 23.0
Kobe Kelley	3	4	31	7.8	0	13 10.3
Braxton Richburg	3	4	23	5.8	0	8 7.7
Quan Harrison	3	2	38	19.0	0	29 12.7
Evan Wick	3	2	17	8.5	0	13 5.7
Anthony Spagnolett	3	1	45	45.0	1	45 15.0
Justin Gilliam	1	1	11	11.0	0	11 11.0
Haddon Hill	3	1	6	6.0	0	6 2.0
Jack Shoulders	3	1	5	5.0	0	5 1.7
Dylan Dockery	3	1	1	1.0	0	1 0.3
Austin Herink	3	1	-2	-2.0	0	0 -0.7
Total	3	46	539	11.7	5	45 179.7
Opponents	3	36	437	12.1	6	44 145.7

Punt Returns	no.	yds	avg	td	lg
Domenique William	2	2	1.0	0	3
Quan Harrison	1	1	1.0	0	1
Total	3	3	1.0	0	3
Opponents	9	143	15.9	1	43

Interceptions	no.	yds	avg	td	lg
Paul Hunter	2	5	2.5	0	5
Domenique William	1	33	33.0	1	33
Total	3	38	12.7	1	33
Opponents	2	-6	-3.0	0	2

Kick Returns	no.	yds	avg	td	lg
Domenique William	5	105	21.0	0	30
Quan Harrison	2	44	22.0	0	24
Jeremy Lewis	2	38	19.0	0	24
Artevious Smith	1	14	14.0	0	14
Karon Delince	1	-3	-3.0	0	4
Total	11	198	18.0	0	30
Opponents	8	167	20.9	0	33

Fumble Returns	no.	yds	avg	td	lg
Total	0	0	0.0	0	0
Opponents	0	0	0.0	0	0

INDIVIDUAL STATS

Scoring	td	fg	kick	rush	rcv	pass	dx	sf	pts	Total Offense	g	plays	rush	pass	total avg/g
JJ Jerman	-	3-3	7-7	-	-	-	-	-	16	Austin Herink	3	102	33	539	572 190.7
Vincent Lowe	2	-	-	-	-	-	-	-	12	Jajuan Stinson	3	36	134	0	134 44.7
Jajuan Stinson	2	-	-	-	-	-	-	-	12	Dontavius Monroe	3	15	29	0	29 9.7
Drake Powell	1	-	-	-	-	-	-	-	6	Blake Rodgers	3	7	21	0	21 7.0
Domenique William	1	-	-	-	-	-	-	-	6	Falon Lee	2	3	9	0	9 4.5
Anthony Spagnolett	1	-	-	-	-	-	-	-	6	Andrew Heyward	3	1	5	0	5 1.7
Andrew Heyward	1	-	-	-	-	-	-	-	6	Braxton Richburg	3	1	4	0	4 1.3
Kobe Kelley	-	-	-	-	1	-	-	-	2	Matt Thompson	1	1	3	0	3 3.0
Austin Herink	-	-	-	-	-	1-1	-	-	0	TEAM	1	1	-1	0	-1 -1.0
Total	8	3-3	7-7	-	1	1-1	-	-	66	Vincent Lowe	3	1	-14	0	-14 -4.7
Opponents	12	3-4	12-12	-	-	-	-	-	93	Total	3	168	223	539	762 254.0
										Opponents	3	221	646	437	1083 361.0

Field Goals	fg	pct.	01-19	20-29	30-39	40-49	50-59	lg	blk
JJ Jerman	3-3	100	0-0	1-1	0-0	2-2	0-0	48	0

FG Sequence	ETSU	Opponents
Limestone	(48)	(38)
James Madison	(23)	(32)
The Citadel	(46)	30,(46)

Numbers in (parentheses) indicate field goal was made.

Punting	no.	yds	avg	lg	tb	fc	i2050+	blk
Marion Watson	10	380	38.0	50	0	2	2	1 0
Landon Kunak	7	273	39.0	50	0	0	1	1 0
Total	17	653	38.4	50	0	2	3	2 0
Opponents	10	412	41.2	55	0	1	6	2 0

Kickoffs	no.	yds	avg	tb	ob	retn	net ydin
Landon Kunak	14	896	64.0	6	0		
Total	14	896	64.0	6	0	0	20,941.4 23
Opponents	18	1126	62.3	7	0	18	0,041.6 23

INDIVIDUAL STATS

All Purpose	g	rush	rcv	pr	kr	ir	total avg/g
Domenique	3	0	0	2	105	33	140 46.7
Jajuan Stinson	3	134	0	0	0	0	134 44.7
Vincent Lowe	3	-14	121	0	0	0	107 35.7
Drake Powell	3	0	104	0	0	0	104 34.7
Quan HARRIS	3	0	38	1	44	0	83 27.7
Andrew Heyw	3	5	70	0	0	0	75 25.0
Hunter Wike	3	0	69	0	0	0	69 23.0
Anthony Spa	3	0	45	0	0	0	45 15.0
Jeremy Lewis	3	0	0	0	38	0	38 12.7
Austin Herink	3	33	-2	0	0	0	31 10.3
Kobe Kelley	3	0	31	0	0	0	31 10.3
Dontavius Mo	3	29	0	0	0	0	29 9.7
Braxton Rich	3	4	23	0	0	0	27 9.0
Blake Rodger	3	21	0	0	0	0	21 7.0
Evan Wick	3	0	17	0	0	0	17 5.7
Artevious Smit	3	0	0	0	14	0	14 4.7
Justin Gilliam	1	0	11	0	0	0	11 11.0
Falon Lee	2	9	0	0	0	0	9 4.5
Haddon Hill	3	0	6	0	0	0	6 2.0
Paul Hunter	3	0	0	0	5	5	5 1.7
Jack Shoulde	3	0	5	0	0	0	5 1.7
Matt Thomps	1	3	0	0	0	0	3 3.0
Dylan Docker	3	0	1	0	0	0	1 0.3
TEAM	1	-1	0	0	0	0	-1 -1.0
Karon Delinc	3	0	0	0	-3	0	-3 -1.0
Total	3	223	539	3	198	38	1001 333.7
Opponents	3	646	437	143	167	-6	1387 462.3

ETSU TEAM GAME-BY-GAME STATS

Date	Opponent	Rushing				Receiving				Passing				Kick Returns				Punt Returns				tot off		
		no.	yds	td	lg	no.	yds	td	lg	cmp	att	int	yds	td	lg	no.	yds	td	lg	no.	yds		td	lg
Sep 02	LIMESTONE	35	140	1	17	16	239	3	45	16	20	0	239	3	45	2	38	0	24	2	2	0	3	379
Sep 09	at James Madison	32	57	0	11	12	118	0	38	12	27	1	118	0	38	6	89	0	24	0	0	0	0	175
Sep 16	THE CITADEL	22	26	1	18	18	182	2	27	18	32	1	182	2	27	3	71	0	30	1	1	0	1	208
Opponents		89	223	2	18	46	539	5	45	46	79	2	539	5	45	11	198	0	30	3	3	0	3	762
Opponents		157	646	5	36	36	437	6	44	36	64	3	437	6	44	8	167	0	33	9	143	1	43	1083

Games: 3 • Avg/rush: 2.5 • Avg/catch: 11.7 • Pass effic: 131.36 • KR avg: 18.0 • PR avg: 1.0 • All purpose avg/game: 333.7 • Total offense :

Date	Opponent	ua	Tackles			tfl-yds	Sacks no-yds	Fumble		Pass Defense			blkd kick	PAT Attempts			saf	off t/o	pts
			a	total				ff	fr-yds	int-yds	qbh	brup		kick	rush	rcv			
Sep 0	LIMESTONE	38	36	74	4.0-13	1.0-0	0	0-0	1-5	3	1	0	4-4	0	0	0	3	31	
Sep 0	at James Madison	42	36	78	5.0-7	1.0-1	0	0-0	1-33	0	2	0	1-1	0	0	0	7	10	
Sep 1	THE CITADEL	42	68	110	6.0-34	0.0-0	2	1-0	1-0	2	2	1	2-2	0	1	0	7	25	
Opponents		122	140	262	15.0-54	2.0-1	2	1-0	3-38	5	5	1	7-7	0	1	0	17	66	
Opponents		99	60	159	22.0-94	7.0-48	1	1-0	2--6	10	9	0	12-12	0	0	0	10	93	

Date	Opponent	no.	yds	avg	Punting					Field Goals			Kickoffs					
					long	blkd	tb	fc	50+	i20	md-att	long	blkd	no.	yds	avg	tb	ob
Sep 0	LIMESTONE	3	132	44.0	50	0	0	1	1	0	1-1	48	0	6	379	63.2	1	0
Sep 0	at James Madison	8	307	38.4	47	0	0	0	0	2	1-1	23	0	3	192	64.0	1	0
Sep 1	THE CITADEL	6	214	35.7	50	0	0	1	1	1	1-1	46	0	5	325	65.0	4	0
Opponents		17	653	38.4	50	0	0	2	2	3	3-3	48	0	14	896	64.0	6	0
Opponents		10	412	41.2	55	0	0	1	2	6	3-4	46	1	18	1121	62.3	7	0

OPPONENT TEAM GAME-BY-GAME STATS

Date	Opponent	Rushing				Receiving				Passing				Kick Returns				Punt Returns				tot off		
		no.	yds	td	lg	no.	yds	td	lg	cmp	att	int	yds	td	lg	no.	yds	td	lg	no.	yds		td	lg
Sep 02	LIMESTONE	46	193	1	36	7	29	0	11	7	20	1	29	0	11	5	94	0	33	2	15	0	11	222
Sep 09	at James Madison	39	122	1	10	25	304	5	29	25	33	1	304	5	29	2	53	0	31	3	98	1	43	426
Sep 16	THE CITADEL	72	331	3	22	4	104	1	44	4	11	1	104	1	44	1	20	0	20	4	30	0	15	435
ETSU		157	646	5	36	36	437	6	44	36	64	3	437	6	44	8	167	0	33	9	143	1	43	1083
ETSU		89	223	2	18	46	539	5	45	46	79	2	539	5	45	11	198	0	30	3	3	0	3	762

Games: 3 • Avg/rush: 4.1 • Avg/catch: 12.1 • Pass effic: 135.17 • KR avg: 20.9 • PR avg: 15.9 • All purpose avg/game: 462.3 • Total offense :

Date	Opponent	ua	Tackles			tfl-yds	Sacks no-yds	Fumble		Pass Defense			blkd kick	PAT Attempts			saf	off t/o	pts
			a	total				ff	fr-yds	int-yds	qbh	brup		kick	rush	rcv			
Sep 0	LIMESTONE	32	24	56	4.0-8	1.0-2	0	1-0	0-0	2	0	0	1-1	0	0	0	3	10	
Sep 0	at James Madison	40	16	56	8.0-31	2.0-16	1	0-0	1-2	3	7	0	7-7	0	0	0	7	52	
Sep 1	THE CITADEL	27	20	47	10.0-55	4.0-30	0	0-0	1--8	5	2	0	4-4	0	0	0	0	31	
ETSU		99	60	159	22.0-94	7.0-48	1	1-0	2--6	10	9	0	12-12	0	0	0	10	93	
ETSU		122	140	262	15.0-54	2.0-1	2	1-0	3-38	5	5	1	7-7	0	1	0	17	66	

Date	Opponent	no.	yds	avg	Punting					Field Goals			Kickoffs					
					long	blkd	tb	fc	50+	i20	md-att	long	blkd	no.	yds	avg	tb	ob
Sep 0	LIMESTONE	5	191	38.2	50	0	0	0	1	2	1-1	38	0	3	174	58.0	1	0
Sep 0	at James Madison	2	82	41.0	49	0	0	0	0	2	1-1	32	0	9	572	63.6	3	0
Sep 1	THE CITADEL	3	139	46.3	55	0	0	1	1	2	1-2	46	1	6	375	62.5	3	0
ETSU		10	412	41.2	55	0	0	1	2	6	3-4	46	1	18	1121	62.3	7	0
ETSU		17	653	38.4	50	0	0	2	2	3	3-3	48	0	14	896	64.0	6	0

DEFENSIVE STATS

#	Defensive Leaders	gp	Tackles				Sacks	Pass defense			Fumbles		blkd	
			ua	a	tot	tfl/yds		no-yds	int-yds	brup	qbh	rcv-yds	ff	kick
40	Dylan Weigel	3	14	19	33	0.5-1	1.0-0	.	.	1
8	River Boruff	3	15	16	31	1.5-12	.	.	.	1
2	Kaman Cooper	3	9	17	26
45	Nasir Player	3	10	12	22	5.0-13	1	1	.
99	Blake Bockrath	3	9	10	19	1.5-13	1.0-1	.	1
31	Paul Hunter	3	9	9	18	1.5-4	.	2-5
10	Austin Gatewood	3	6	7	13	1.5-5
25	Daren Ardis	3	7	5	12	.	.	.	1
49	Jason Maduafokwa	3	3	7	10	0.5-1	.	.	.	1
91	Chris Bouyer	3	3	6	9	0.5-0
43	Titus Tucker	3	4	3	7
13	Jeremy Lewis	3	6	1	7
38	Karon Delince	3	5	1	6	0.5-0	.	.	2
32	JD Griffin	3	3	2	5
11	Trey Quillin	3	2	3	5	.	.	.	1	1
1	Domenique Williams	3	2	2	4	.	.	1-33
54	Colton Lakes	2	2	2	4
14	Tyree Robinson	3	2	2	4
24	Alonzo Francois	3	2	2	4	1.0-3	1	.	.
55	Devon Johnson	3	3	.	3	1.0-2
35	Christian Gibson	3	1	2	3
90	Ferguieron Charles	3	.	3	3
51	Austin Rowan	3	1	1	2
26	Artevius Smith	3	.	2	2
97	Tremond Ferrell	3	.	2	2	1
22	Zack Yancey	3	.	2	2
56	Adam Mullins	3	.	1	1
21	Jack Shoulders	3	.	1	1	1-0	.	.	.
89	Anthony Spagnoletti	3	1	.	1
52	Spencer Brien	2	1	.	1
39	Stephen Antonelli	1	1	.	1
92	Joe Pittman	2	1	.	1
	Total	3	122	140	262	15-54	2-1	3-38	5	5	1-0	2	1	.
	Opponents	3	99	60	159	22-94	7-48	2--6	9	10	1-0	1	.	.

ETSU GAME-BY-GAME PASSING

#7 Austin Herink	Comp	Att	Int	Pct	Yards	TD	Long	Sacked	Effic
Limestone	16	20	0	80.0	239	3	45	1-2	229.88
James Madison	12	27	1	44.4	118	0	38	2-16	73.75
The Citadel	18	32	1	56.2	182	2	27	4-30	118.40
TOTALS	46	79	2	58.2	539	5	45	7-48	131.36

ETSU GAME-BY-GAME RUSHING/RECEIVING

RUSHING	No-Yds/TD	LC	JMU	CIT
Jajuan Stinson RB	36-134/2	20-88/1	9-13/0	7-33/1
Austin Herink QB	23-33/0	5-13/0	8-14/0	10-6/0
D. Monroe RB	15-29/0	5-27/0	6-1/0	4-1/0
Blake Rodgers RB	7-21/0	-	7-21/0	-
Falon Lee RB	3-9/0	3-9/0	DNP	-
Andrew Heyward WR	1-5/0	-	1-5/0	-
B. Richburg WR	1-4/0	1-4/0	-	-
Matt Thompson RB	1-3/0	DNP	1-3/0	DNP
TEAM	1--1/0	1--1/0	DNP	DNP
Vincent Lowe WR	1--14/0	-	-	1--14/0

RECEIVING	No-Yds/TD	LC	JMU	CIT
Vincent Lowe WR	11-121/2	5-48/1	3-20/0	3-53/1
Drake Powell WR	9-104/1	3-28/0	-	6-76/1
Andrew Heyward WR	4-70/1	1-43/1	2-18/0	1-9/0
Hunter Wike WR	4-69/0	1-12/0	2-44/0	1-13/0
A. Spagnoletti WR	1-45/1	1-45/1	-	-
Quan Harrison WR	2-38/0	2-38/0	-	-
Kobe Kelley WR	4-31/0	1-13/0	-	3-18/0
B. Richburg WR	4-23/0	2-12/0	-	2-11/0
Evan Wick TE	2-17/0	-	1-13/0	1-4/0
Justin Gilliam TE	1-11/0	DNP	1-11/0	DNP
Haddon Hill FB	1-6/0	-	1-6/0	-
Jack Shoulders WR	1-5/0	-	1-5/0	-
Dylan Dockery TE	1-1/0	-	1-1/0	-
Austin Herink QB	1--2/0	-	-	1--2/0

ETSU GAME-BY-GAME TACKLES

Total Tackles	UA-A	Total	LC	JMU	CIT
Dylan Weigel LB	14-19	33	5-3	3-3	6-13
River Boruff LB	15-16	31	4-2	5-6	6-8
Kaman Cooper DB	9-17	26	2-4	2-5	5-8
Nasir Player DL	10-12	22	5-5	1-3	4-4
Blake Bockrath LB	9-10	19	2-3	5-2	2-5
Paul Hunter DB	9-9	18	3-4	1-4	5-1
Austin Gatewood LB	6-7	13	3-0	2-1	1-6
Daren Ardis DB	7-5	12	2-1	3-1	2-3
J. Maduafokwa DL	3-7	10	0-1	2-1	1-5
Chris Bouyer DL	3-6	9	-	1-2	2-4
Jeremy Lewis DB	6-1	7	2-1	3-0	1-0
Titus Tucker DB	4-3	7	1-0	3-1	0-2
Karon Delince DB	5-1	6	1-0	3-1	1-0
Trey Quillin LB	2-3	5	1-0	1-1	0-2
JD Griffin LB	3-2	5	2-1	1-1	-
Alonzo Francois LB	2-2	4	-	1-1	1-1
Tyree Robinson DB	2-2	4	0-1	1-0	1-1
Colton Lakes LB	2-2	4	2-2	-	DNP
D. Williams DB	2-2	4	0-2	2-0	-
C. Gibson LB	1-2	3	0-1	-	1-1
F. Charles DL	0-3	3	-	-	0-3
Devon Johnson DL	3-0	3	1-0	-	2-0
Artevious Smith	0-2	2	0-1	0-1	-
Zack Yancey LB	0-2	2	-	0-2	-
Austin Rowan DL	1-1	2	0-1	1-0	-
Tremond Ferrell DL	0-2	2	0-1	-	0-1
S. Antonelli	1-0	1	1-0	DNP	DNP
A. Spagnoletti	1-0	1	-	-	1-0
Spencer Brien LB	1-0	1	-	1-0	DNP
Joe Pittman DL	1-0	1	1-0	-	DNP
Adam Mullins	0-1	1	0-1	-	-
Jack Shoulders	0-1	1	0-1	-	-

TEAM GAME HIGHS

Rushes	35	vs Limestone (Sep 02, 2017)
Yards Rushing	140	vs Limestone (Sep 02, 2017)
Yards Per Rush	4.0	vs Limestone (Sep 02, 2017)
TD Rushes	1	vs Limestone (Sep 02, 2017)
	1	vs The Citadel (Sep 16, 2017)
Pass attempts	32	vs The Citadel (Sep 16, 2017)
Pass completions	18	vs The Citadel (Sep 16, 2017)
Yards Passing	239	vs Limestone (Sep 02, 2017)
Yards Per Pass	11.9	vs Limestone (Sep 02, 2017)
TD Passes	3	vs Limestone (Sep 02, 2017)
Total Plays	59	at James Madison (Sep 09, 2017)
Total Offense	379	vs Limestone (Sep 02, 2017)
Yards Per Play	6.9	vs Limestone (Sep 02, 2017)
Points	31	vs Limestone (Sep 02, 2017)
Sacks By	1	vs Limestone (Sep 02, 2017)
	1	at James Madison (Sep 09, 2017)
First Downs	20	vs Limestone (Sep 02, 2017)
Penalties	6	vs Limestone (Sep 02, 2017)
Penalty Yards	52	vs Limestone (Sep 02, 2017)
Turnovers	1	vs Limestone (Sep 02, 2017)
	1	at James Madison (Sep 09, 2017)
	1	vs The Citadel (Sep 16, 2017)
Interceptions By	1	vs Limestone (Sep 02, 2017)
	1	at James Madison (Sep 09, 2017)
	1	vs The Citadel (Sep 16, 2017)
Punts	8	at James Madison (Sep 09, 2017)
Punting Avg	44.0	vs Limestone (Sep 02, 2017)
Long Punt	50	vs Limestone (Sep 02, 2017)
	50	vs The Citadel (Sep 16, 2017)
Punts inside 20	2	at James Madison (Sep 09, 2017)
Long Punt Return	3	vs Limestone (Sep 02, 2017)

INDIVIDUAL GAME HIGHS

Rushes	20	Jajuan Stinson vs Limestone (Sep 02, 2017)
Yards Rushing	88	Jajuan Stinson vs Limestone (Sep 02, 2017)
TD Rushes	1	Jajuan Stinson vs Limestone (Sep 02, 2017)
	1	Jajuan Stinson vs The Citadel (Sep 16, 2017)
Long Rush	18	Jajuan Stinson vs The Citadel (Sep 16, 2017)
Pass attempts	32	Austin Herink vs The Citadel (Sep 16, 2017)
Pass completions	18	Austin Herink vs The Citadel (Sep 16, 2017)
Yards Passing	239	Austin Herink vs Limestone (Sep 02, 2017)
TD Passes	3	Austin Herink vs Limestone (Sep 02, 2017)
Long Pass	45	Austin Herink vs Limestone (Sep 02, 2017)
Receptions	6	Drake Powell vs The Citadel (Sep 16, 2017)
Yards Receiving	76	Drake Powell vs The Citadel (Sep 16, 2017)
TD Receptions	1	Vincent Lowe vs Limestone (Sep 02, 2017)
	1	Andrew Heyward vs Limestone (Sep 02, 2017)
	1	Anthony Spagnoletti vs Limestone (Sep 02, 2017)
	1	Vincent Lowe vs The Citadel (Sep 16, 2017)
	1	Drake Powell vs The Citadel (Sep 16, 2017)
Long Reception	45	Anthony Spagnoletti vs Limestone (Sep 02, 2017)
Field Goals	1	JJ Jerman vs Limestone (Sep 02, 2017)
	1	JJ Jerman at James Madison (Sep 09, 2017)
	1	JJ Jerman vs The Citadel (Sep 16, 2017)
Long Field Goal	48	JJ Jerman vs Limestone (Sep 02, 2017)
Punts	5	Marion Watson at James Madison (Sep 09, 2017)
Punting Avg	44.0	Marion Watson vs Limestone (Sep 02, 2017)
Long Punt	50	Marion Watson vs Limestone (Sep 02, 2017)
	50	Landon Kunak vs The Citadel (Sep 16, 2017)
Punts inside 20	2	Marion Watson at James Madison (Sep 09, 2017)
Long Punt Return	3	Domenique Williams vs Limestone (Sep 02, 2017)
Long Kickoff Return	30	Domenique Williams vs The Citadel (Sep 16, 2017)
Tackles	19	Dylan Weigel vs The Citadel (Sep 16, 2017)
Sacks	1.0	Dylan Weigel vs Limestone (Sep 02, 2017)
	1.0	Blake Bockrath at James Madison (Sep 09, 2017)
Tackles For Loss	2.0	Nasir Player vs The Citadel (Sep 16, 2017)
Interceptions	1	Paul Hunter vs Limestone (Sep 02, 2017)
	1	Domenique Williams at James Madison (Sep 09, 2017)
	1	Paul Hunter vs The Citadel (Sep 16, 2017)

OPPONENT GAME HIGHS

Rushes	72	vs The Citadel (Sep 16, 2017)
Yards Rushing	331	vs The Citadel (Sep 16, 2017)
Yards Per Rush	4.6	vs The Citadel (Sep 16, 2017)
TD Rushes	3	vs The Citadel (Sep 16, 2017)
Pass attempts	33	at James Madison (Sep 09, 2017)
Pass completions	25	at James Madison (Sep 09, 2017)
Yards Passing	304	at James Madison (Sep 09, 2017)
Yards Per Pass	9.5	vs The Citadel (Sep 16, 2017)
TD Passes	5	at James Madison (Sep 09, 2017)
Total Plays	83	vs The Citadel (Sep 16, 2017)
Total Offense	435	vs The Citadel (Sep 16, 2017)
Yards Per Play	5.9	at James Madison (Sep 09, 2017)
Points	52	at James Madison (Sep 09, 2017)
Sacks By	4	vs The Citadel (Sep 16, 2017)
First Downs	26	vs The Citadel (Sep 16, 2017)
Penalties	9	at James Madison (Sep 09, 2017)
Penalty Yards	100	at James Madison (Sep 09, 2017)
Turnovers	2	vs The Citadel (Sep 16, 2017)
Interceptions By	1	at James Madison (Sep 09, 2017)
	1	vs The Citadel (Sep 16, 2017)
Punts	5	vs Limestone (Sep 02, 2017)
Punting Avg	46.3	vs The Citadel (Sep 16, 2017)
Long Punt	55	vs The Citadel (Sep 16, 2017)
Punts inside 20	2	vs Limestone (Sep 02, 2017)
	2	at James Madison (Sep 09, 2017)
	2	vs The Citadel (Sep 16, 2017)
Long Punt Return	43	at James Madison (Sep 09, 2017)

OPPONENT INDIVIDUAL GAME HIGHS

Rushes	24	Corbin, I., vs Limestone (Sep 02, 2017)
Yards Rushing	93	Drakeford, vs The Citadel (Sep 16, 2017)
TD Rushes	1	Corbin, I., vs Limestone (Sep 02, 2017)
	1	Cardon Johnson, at James Madison (Sep 09, 2017)
	1	Rainey, vs The Citadel (Sep 16, 2017)
	1	D. Allen, vs The Citadel (Sep 16, 2017)
	1	Webb, vs The Citadel (Sep 16, 2017)
Long Rush	36	Patton, J., vs Limestone (Sep 02, 2017)
Pass attempts	33	Bryan Schor, at James Madison (Sep 09, 2017)
Pass completions	25	Bryan Schor, at James Madison (Sep 09, 2017)
Yards Passing	304	Bryan Schor, at James Madison (Sep 09, 2017)
TD Passes	5	Bryan Schor, at James Madison (Sep 09, 2017)
Long Pass	44	D. Allen, vs The Citadel (Sep 16, 2017)
Receptions	8	Riley Stapleton, at James Madison (Sep 09, 2017)
Yards Receiving	93	Ishmael Hyman, at James Madison (Sep 09, 2017)
TD Receptions	2	Riley Stapleton, at James Madison (Sep 09, 2017)
	2	Ishmael Hyman, at James Madison (Sep 09, 2017)
Long Reception	44	LeBlanc, vs The Citadel (Sep 16, 2017)
Field Goals	1	Smith, N., vs Limestone (Sep 02, 2017)
	1	Tyler Gray, at James Madison (Sep 09, 2017)
	1	Godek, vs The Citadel (Sep 16, 2017)
Long Field Goal	46	Godek, vs The Citadel (Sep 16, 2017)
Punts	4	Haynes, A., vs Limestone (Sep 02, 2017)
Punting Avg	49.0	Harry O'Kelly, at James Madison (Sep 09, 2017)
Long Punt	55	Cannon, vs The Citadel (Sep 16, 2017)
Punts inside 20	2	Cannon, vs The Citadel (Sep 16, 2017)
Long Punt Return	43	John Miller, at James Madison (Sep 09, 2017)
Long Kickoff Return	33	Abney, T., vs Limestone (Sep 02, 2017)
Tackles	8	Williams, T., vs Limestone (Sep 02, 2017)
Sacks	1.0	Patrick, E., vs Limestone (Sep 02, 2017)
	1.0	Jordan Brown, at James Madison (Sep 09, 2017)
	1.0	Darrious Carter, at James Madison (Sep 09, 2017)
	1.0	Pierce, vs The Citadel (Sep 16, 2017)
	1.0	Hubbs, vs The Citadel (Sep 16, 2017)
	1.0	Randolph, vs The Citadel (Sep 16, 2017)
Tackles For Loss	2.5	Darrious Carter, at James Madison (Sep 09, 2017)
Interceptions	1	Jimmy Moreland, at James Madison (Sep 09, 2017)
	1	T. Carter, vs The Citadel (Sep 16, 2017)

SEASON/CAREER OFFENSE

SEASON										CAREER									
	gp	att	gain	loss	net	avg	td	lg	avg/g	gp	att	gain	loss	net	avg	td	lg	avg/g	
Rushing																			
Jajuan Stinson	3	36	150	16	134	3.7	2	18	44.7	24	281	1404	91	1313	4.7	12	66	54.7	
Austin Herink	3	23	85	52	33	1.4	0	14	11.0	25	208	797	503	294	1.4	8	40	11.8	
Don'tavius Monroe	3	15	39	10	29	1.9	0	14	9.7	10	64	229	17	212	3.3	1	18	21.2	
Blake Rodgers	3	7	21	0	21	3.0	0	8	7.0	3	7	21	0	21	3.0	0	8	7.0	
Falon Lee	2	3	9	0	9	3.0	0	5	4.5	23	161	596	52	544	3.4	1	20	23.7	
Andrew Heyward	3	1	5	0	5	5.0	0	5	1.7	14	1	5	0	5	5.0	0	5	0.4	
Braxton Richburg	3	1	4	0	4	4.0	0	4	1.3	3	1	4	0	4	4.0	0	4	1.3	
Matt Thompson	1	1	3	0	3	3.0	0	3	3.0	12	40	174	2	174	4.3	1	15	14.5	
TEAM	1	1	0	1	-1	-1.0	0	-1.0											
Vincent Lowe	3	1	0	14	-14	-4.7	0	-4.7		11	8	25	15	10	1.2	0	16	0.9	
Total	3	89	316	93	223	2.5	2	18	74.3										
Opponents	3	157	722	76	646	4.1	5	36	215.3										
Passing																			
Austin Herink	3	131	36	46	-79	-2	58.2	539	5	45	179.7								
Total	3	131	36	46	-79	-2	58.2	539	5	45	179.7								
Opponents	3	135	17	36	-64	-3	56.2	437	6	44	145.7								
Receiving																			
Vincent Lowe	3	11	121	11	0	2	27	40.3		11	32	326	10	2	3	27	29.6		
Drake Powell	3	9	104	11	6	1	25	34.7		22	60	708	11	2	69	32.2			
Andrew Heyward	3	4	70	17	5	4	23.3			14	4	70	17	5	4	23.3			
Hunter Wike	3	4	69	17	2	0	38	23.0		24	31	360	11	6	50	15.0			
Kobe Kelley	3	4	31	7	8	0	13	10.3		25	25	242	9	0	28	9.7			
Braxton Richburg	3	4	23	5	8	0	8	7.7		3	4	23	5	8	0	8	7.7		
Quan Harrison	3	2	38	19	0	29	12.7			3	2	38	19	0	29	12.7			
Evan Wick	3	2	17	8	6	0	13	5.7		3	2	17	8	6	0	13	5.7		
Anthony Spagnoletti	3	1	45	45	0	1	45	15.0		14	2	55	27	5	45	3.9			
Justin Gilliam	1	1	11	11	0	11	11.0			21	1	11	11	0	11	0.5			
Haddon Hill	3	1	6	0	6	2	0			14	6	49	8	2	21	3.5			
Jack Shoulders	3	1	5	5	0	5	1.7			14	1	5	5	0	5	0.4			
Dylan Dockery	3	1	1	1	0	0	1	0.3		25	12	76	6	3	0	14	3.0		
Austin Herink	3	1	1	1	0	0	-0.7			25	1	-2	-2	0	0	-0.1			
Total	3	46	539	117	5	45	179.7												
Opponents	3	36	437	12	1	6	44	145.7											
Total Offense																			
Austin Herink	3	102	33	539	572	190.7				25	749	294	3495	3789	151.6				
Jajuan Stinson	3	36	134	0	134	44.7				24	281	1313	0	1313	54.7				
Don'tavius Monroe	3	15	29	0	29	9.7				10	64	212	0	212	21.2				
Blake Rodgers	3	7	21	0	21	7.0				3	7	21	0	21	7.0				
Falon Lee	2	3	9	0	9	4.5				23	161	544	0	544	23.7				
Andrew Heyward	3	1	5	0	5	1.7				14	1	5	0	5	0.4				
Braxton Richburg	3	1	4	0	4	1.3				3	1	4	0	4	1.3				
Matt Thompson	1	1	3	0	3	3.0				12	40	174	0	174	14.5				
TEAM	1	1	-1	0	-1	-1.0													
Vincent Lowe	3	1	0	14	-14	-4.7				11	8	10	0	10	0.9				
Total	3	168	233	639	763	254.0													
Opponents	3	221	646	437	1083	361.0													

SEASON/CAREER SCORING

SEASON										CAREER									
	td	fg	kick	rush	rcv	pass	exp	saf	pts	td	fg	kick	rush	rcv	pass	exp	saf	pts	
Scoring																			
JJ Jerman	-	3-3	7-7	-	-	-	-	-	16	-	-	23-32	47-48	-	-	-	-	116	
Jajuan Stinson	2	-	-	-	-	-	-	-	12	14	-	-	-	-	-	-	-	84	
Vincent Lowe	2	-	-	-	-	-	-	-	12	3	-	-	-	-	-	-	-	18	
Anthony Spagnoletti	1	-	-	-	-	-	-	-	6	1	-	-	-	-	-	-	-	6	
Domenique William	1	-	-	-	-	-	-	-	6	1	-	-	-	-	-	-	-	6	
Andrew Heyward	1	-	-	-	-	-	-	-	6	1	-	-	-	-	-	-	-	6	
Drake Powell	1	-	-	-	-	-	-	-	6	2	-	-	-	-	-	-	-	12	
Kobe Kelley	-	-	-	-	-	1	-	-	2	-	-	-	-	1	-	-	-	2	
Austin Herink	-	-	-	-	-	-	1	-1	-	0	8	-	-	0	-1	-1	-	48	
Total	8	3-3	7-7	-	-	-	-	-	66	-	-	-	-	-	-	-	-		
Opponents	12	3-4	12-12	-	-	-	-	-	93	-	-	-	-	-	-	-	-		
Punt Returns																			
Domenique William	2	2	1	0	0	3				2	2	1	0	0	3				
Quan Harrison	1	1	1	0	0	1				1	1	1	0	0	1				
Total	3	3	1	0	0	3													
Opponents	9	143	15	9	1	43													
Kick Returns																			
Domenique William	5	105	21	0	0	30				70	1427	20	4	43					
Jeremy Lewis	2	38	19	0	0	24				3	68	22	7	30					
Quan Harrison	2	44	22	0	0	24				2	44	22	0	24					
Karon Delince	1	-3	-3	0	0	4				1	-3	-3	0	4					
Artevis Smith	1	14	14	0	0	14				6	104	17	3	22					
Total	11	198	18	0	0	30				8	167	20	9	33					
Opponents	8	167	20	9	33														
Interceptions																			
Paul Hunter	2	5	2	0	5					2	5	2	0	5					
Domenique William	1	33	3	0	1	33				2	33	16	5	1	33				
Total	3	38	12	7	1	33													
Opponents	2	-6	-3	0	2														
Fumble Returns																			
Opponents	0	0	0	0	0	0													

SEASON/CAREER DEFENSE

SEASON										CAREER											
##	Defensive Leaders	gp	ua	a	total	tfl	sack	int	pb	fr	ffbik	gp	ua	a	total	tfl	sack	int	pb	fr	ffbik
40	Dylan Weigel	3	14	19	3	0.5	1					25	13	12	266	14.5	3.0	1	4	3	
6	River Boruff	3	15	10	3	0.5						24	66	88	154	6.5	0.5	1	1	1	
2	Kaman Cooper	3	9	17	0	0						3	9	17	26	0.0					
45	Nasir Player	3	10	12	2	5.0			1	1		12	24	25	49	10.5	1.0	1	1	1	
99	Blake Bockrath	3	9	10	1	1.5	1					3	9	10	19	1.5	1.0	1			
31	Paul Hunter	3	9	9	1	1.5	2					14	53	36	89	4.0		2	3	2	
10	Austin Gatewood	3	6	7	1	1.5						24	62	61	123	13.0	2.5	1</			