



# MERCER

## MEN'S BASKETBALL



2014-15 MEDIA GUIDE



1

Phillip **LEONARD**  
G • 6-2 • 200 • Jr.  
Tulsa, Okla.  
Union HS



2

Matt **PANAGGIO**  
G • 6-3 • 185 • R-Fr.  
Daytona Beach, Fla.  
Worcester Academy



3

Tyre **MOORE**  
G • 6-4 • 180 • Fr.  
Charleston, S.C.  
Academic Magnet School



5

Jestin **LEWIS**  
G • 6-1 • 170 • Jr.  
Richmond, Va.  
John Marshall HS



10

Ike **NWAMU**  
G • 6-5 • 205 • Jr.  
Greensboro, N.C.  
Westchester Country Day



11

Jordan **STRAWBERRY**  
G • 6-1 • 175 • Fr.  
Santa Ana, Calif.  
South Kent School



12

John **MOSSER**  
G • 6-5 • 210 • So.  
Cary, N.C.  
Green Hope HS



14

T.J. **HALLICE**  
F • 6-10 • 220 • Sr.  
Waxhaw, N.C.  
Fishburne Military School



15

Stephon **JELKS**  
F • 6-6 • 225 • Fr.  
Marietta, Ga.  
North Cobb Christian HS




22

Darius **MOTEN**  
F • 6-6 • 215 • Sr.  
Bowdon, Ga.  
Bowdon HS



23

Demetre **RIVERS**  
G • 6-8 • 180 • Fr.  
Goose Creek, S.C.  
Stratford HS



25

Lawrence **BROWN**  
F • 6-5 • 210 • R-So.  
St. Louis, Mo.  
The Barstow School



32

James **BENTO**  
F • 6-6 • 195 • So.  
Houston, Texas  
Woodlands Christian Academy



34

Jibri **BRYAN**  
G • 6-3 • 180 • Jr.  
Savannah, Ga.  
Benedictine Military School



52

Niklas **NEY**  
C • 6-10 • 260 • Fr.  
Berlin, Germany  
Schul-und Leistungssportzentrum




55

Andrew **FISHLER**  
C • 7-1 • 218 • Jr.  
Cumming, Ga.  
Forsyth Central HS




AC

Jake **NELP**  
Assistant Coach  
Fifth Season  
Colorado State, 2001



AHC

Doug **ESLEECK**  
Associate Head Coach  
Fifth Season  
North Carolina, 2005



AHC

Spencer **WRIGHT**  
Associate Head Coach  
Seventh Season  
Oklahoma Baptist, 1996



HC

Bob **HOFFMAN**  
Head Coach  
Seventh Season  
Oklahoma Baptist, 1979

## TABLE OF CONTENTS

|   |         |
|---|---------|
| Quickfacts.....                             | 1       |
| Athletic Media Relations.....               | 2       |
| Mercer Broadcast Coverage.....              | 3       |
| 2014 NCAA Raleigh Regional.....             | 4       |
| Mercer Madness.....                         | 5       |
| Schedule.....                               | 7       |
| 2013-14 Season Preview.....                 | 8-10    |
| Head Coach Bob Hoffman.....                 | 12-17   |
| Associate Head Coach Spencer Wright.....    | 18      |
| Associate Head Coach Doug Esleek.....       | 19      |
| Assistant Coach Jake Nelp.....              | 20      |
| Director of Operations Jonathan Howard..... | 21      |
| Voice of the Bears Rick Cameron.....        | 22      |
| Support Staff.....                          | 23      |
| 2014-15 Rosters.....                        | 24      |
| T.J. Hallice.....                           | 26-27   |
| Darious Moten.....                          | 28-29   |
| James Bento.....                            | 30-31   |
| Lawrence Brown.....                         | 32-33   |
| Jibri Bryan.....                            | 34-35   |
| Phillip Leonard.....                        | 36-37   |
| John Mosser.....                            | 38-39   |
| Ike Nwamu.....                              | 40-41   |
| Matt Pannagio.....                          | 42      |
| Andrew Fishler, Jestin Lewis.....           | 43      |
| Desmond Ringer, Stephon Jelks.....          | 43      |
| Tyre Moore, Niklas Ney.....                 | 44      |
| Demetre Rivers, Jordan Strawberry.....      | 44      |
| 2013-14: A Year to Remember.....            | 46      |
| 2013-14 Review.....                         | 47-50   |
| 2013-14 Game-by-Game.....                   | 51-69   |
| Championship History.....                   | 71-72   |
| Pro Bears.....                              | 73-74   |
| Mercer Legend Sam Mitchell.....             | 75-76   |
| Retired Numbers.....                        | 77      |
| Mercer Records.....                         | 78-86   |
| Hawkins Arena Records.....                  | 87      |
| Opponent Series Records.....                | 88-89   |
| Year-by-Year Records.....                   | 90-102  |
| Coaching Records.....                       | 103     |
| All-Time Roster.....                        | 104-106 |
| Athletics Tradition.....                    | 107     |
| Mercer Experience.....                      | 108-111 |

## CREDITS

The 2014-15 Mercer Men's Basketball Media Guide is a publication of the Mercer University Athletic Media Relations Department. Content and layout by Andy Stabell. Cover design and editorial assistance provided by Jordan Bruner. Photography courtesy of Mercer University Media Relations. Special thanks to members of the Mercer University Sports Information Department and men's basketball offices.

## QUICK FACTS

### **General**

|  |                         |
|--|-------------------------|
| Location.....                                    | Macon, Ga.              |
| Enrollment.....                                  | 8,341                   |
| Founded.....                                     | 1833                    |
| Nickname.....                                    | Bears                   |
| Colors.....                                      | Orange and Black        |
| Affiliation.....                                 | NCAA Division I         |
| Conference.....                                  | Southern                |
| Arena (Capacity).....                            | Hawkins Arena (3,500)   |
| President.....                                   | William D. Underwood    |
| Alma Mater.....                                  | Oklahoma Baptist (1982) |
| Athletics Director.....                          | Jim Cole                |
| Alma Mater.....                                  | Mercer, 1993            |
| Athletics Phone.....                             | (478) 301-4130          |
| Athletics Fax.....                               | (478) 301-2061          |
| Sr. Assoc. AD/SWA.....                           | Sybil Blalock           |
| Asst. AD/Director of Sports Medicine.....        | Amos Mansfield          |
| Asst. AD/Director of Marketing/Football Ops..... | Daniel Tate             |
| Asst. AD/Director of Facility Operations.....    | Michael Ellis           |
| Asst. AD/Administrative Services.....            | Meredith Eaker          |
| Asst. AD/Director of Compliance.....             | Jessica Harbison Weaver |
| Faculty Athletics Representative.....            | Dr. Jeffery Hugdahl     |
| Website.....                                     | www.mercerbears.com     |

### **Team Information**

|                                   |              |
|-----------------------------------|--------------|
| Overall Record.....               | 27-9         |
| A-Sun Record/Finish.....          | 14-4/T-1st   |
| Home/Road/Neutral.....            | 17-1/9-7/1-1 |
| Starters returning/lost.....      | 0/5          |
| Total players returning/lost..... | 9/8          |
| Newcomers.....                    | 9            |

### **Coaching Staff**

|                              |                |
|------------------------------|----------------|
| Head Coach.....              | Bob Hoffman    |
| Record at Mercer/Years.....  | 126-82/6       |
| MBB Career Record/Years..... | 438-236/20     |
| Career Record/Seasons.....   | 526-251/23     |
| Associate Head Coach.....    | Spencer Wright |
| Associate Head Coach.....    | Doug Esleek    |
| Assistant Coach.....         | Jake Nelp      |
| Basketball Phone.....        | (478) 301-5211 |
| Basketball Fax.....          | (478) 301-5222 |

### **Media Relations**

|  |                       |
|--|-----------------------|
| Director of Media Relations (MBB Contact)..... | Andy Stabell          |
| Office Phone.....                              | (478) 301-5219        |
| Fax.....                                       | (478) 301-5350        |
| Cell.....                                      | (203) 605-4462        |
| E-mail.....                                    | stabell_al@mercer.edu |
| Director of New Media.....                     | Lisa Cherry           |
| Office Phone.....                              | (478) 301-2813        |
| Assistant Dir. Media Relations.....            | Jordan Bruner         |
| Office Phone.....                              | (478) 301-5209        |
| Assistant Dir. Media Relations.....            | Jenny Moss            |
| Office Phone.....                              | (478) 301-5218        |

## **To the Media**

The 2014-15 Mercer University Men's Basketball Media Guide is intended to provide you with general information about the Mercer men's basketball team. This information should assist you in your coverage of the team throughout the season.

Should you need additional information or assistance, please contact Mercer Director of Athletic Media Relations Andy Stabell at (478) 301-5219 with any requests.

He can also be reached via e-mail at [stabell\\_al@mercer.edu](mailto:stabell_al@mercer.edu) or via fax at (478) 301-5350.

## **Athletic Media Relations Office**

The Athletic Media Relations office is located in Suite 135 on the first floor of the University Center. The Athletic Media Relations office maintains information on all current student-athletes and athletics staff, as well as historical data on former athletes. We will make every effort to service your needs in covering the men's basketball team.

## **Credential Requests**

The athletic media relations department will issue credentials to working press only. Credentials for home basketball games can be obtained by writing or calling the Athletic Media Relations Office. All credential requests should be made at least 24 hours in advance of the scheduled game.

## **Practices**

As a general rule, all practices are open to the media and the public. There may be instances, however, when all or part of a practice session is closed. Please contact the Athletic Media Relations office in advance if you plan on attending a practice session so an escort can be made available.

## **Interview Policy**

Media interviews of players and coaches are encouraged, and every effort will be made to accommodate media requests. In-person interviews are preferred, but telephone interviews can be arranged through the athletic media relations office. Under no circumstances will student-athletes' residence numbers be supplied to the media.

## **Interviews**

All interviews with Mercer student-athletes should be coordinated through the athletic media relations office. Players are generally available for interviews up to 30 minutes prior to the start of practice and directly afterward. Head coach Bob Hoffman is generally available in the morning.

## **Post-game Interviews**

Following a 10-minute "cooling-off" period, coaches and players from both teams will be made available to media members outside each team's respective dugout. The athletic media relations office will poll the media prior to the end of the game to determine any player requests.

## **Fax and Email Service**


Media outlets may request to be included on the broadcast fax and email lists to receive updates regarding Mercer men's basketball. The Mercer Sports Information Office fax number is (478) 301-5350. To be added, submit a request to [stabell\\_al@mercer.edu](mailto:stabell_al@mercer.edu).



## **ANDY STABELL**

Director of Athletic Media Relations

Volleyball, Men's Basketball  
Men's Lacrosse, Women's Golf, Sand Volleyball



## **JORDON BRUNER**

Asst. Director of Athletic Media Relations

Football, Men's Golf, Baseball



## **JENNY MOSS**

Asst. Director of Athletic Media Relations

M/W Soccer, Women's Basketball,  
Women's Lacrosse

### **MEN'S BASKETBALL SOCIAL MEDIA**



[www.facebook.com/mercerbasketball](http://www.facebook.com/mercerbasketball)



@MercerMBB

### **MERCER ATHLETICS SOCIAL MEDIA**



[www.facebook.com/mercerathletics](http://www.facebook.com/mercerathletics)



@MercerBears



MUBears11

# BROADCAST COVERAGE

## MERCER SPORTS NETWORK

Mercer University Athletics has announced that it has renewed its contract with Clear Channel Broadcasting



Inc. to serve as the flagship radio network for the University's men's basketball games in 2014-15. New Country 96.5 will serve as the flagship station for all broadcasts this season.

Mercer also broadcasts football, women's basketball and baseball games.

Mercer's Southern Conference games will be among the broadcasts, including the 2015 SoCon Basketball Championships, to be played in Asheville, North Carolina on March 6-9.

Rick Cameron, "Voice of the Bears" for the past nine seasons, will continue to call the play-by-play. Mercer's senior assistant vice president for marketing communications returned to the broadcast booth in 2006 after originally doing radio play-by-play in the late 1970s.

Mercer University Athletics announced a partnership with ESPN in February of 2014 for broadcasting purposes on ESPN3, the



network's live multi-screen digital sports network. For the 2014-15 academic year, all Mercer football, men's basketball and women's basketball games will be carried on ESPN3. Select events will also be added as the Athletics Department works to expand its programming slate to additional sports throughout the year.

ESPN3 is currently available to more than 85 million homes at no additional cost to fans who receive their high-speed internet connection or video subscription from an affiliated service provider. The network is also available at no cost to approximately 21 million U.S. college students and U.S.-based military personnel on computers, smartphones and tablets connected to on-campus educational and on-base military broadband and Wi-Fi networks.

All games included in the ESPN3 package are available through WatchESPN, accessible online at WatchESPN.com, on smartphones and tablets via the WatchESPN app, and streamed on televisions through ESPN on Xbox LIVE to Gold members, Apple TV and Roku.

Additionally, road games from other conference schools are also carried on the SoCon Digital Network.

Games are available for viewing both on a live and on-demand basis.

For more information, please go to [www.socondigitalnetwork.com](http://www.socondigitalnetwork.com).

## BROADCAST SCHEDULE

| Date                           | Opponent                        | Radio          | TV                     | Game Time     |
|--------------------------------|---------------------------------|----------------|------------------------|---------------|
| <b>Nov. 14</b>                 | <b>Piedmont College</b>         | <b>96.5 FM</b> | <b>ESPN3</b>           | <b>7 p.m.</b> |
| Nov. 16                        | Seton Hall                      | <b>96.5 FM</b> | Fox Sports Networks    | 12 p.m.       |
| Nov. 19                        | Kennesaw State                  | <b>96.5 FM</b> | ESPN3                  | 7 p.m.        |
| Nov. 23                        | Colorado State                  | <b>96.5 FM</b> | MW Network             | 6 p.m.        |
| <i>(Great Alaska Shootout)</i> |                                 |                |                        |               |
| Nov. 27                        | Rice                            | <b>96.5 FM</b> | CBS Sports Network     | 9:30 p.m.     |
| Nov. 28                        | Washington St./UC Santa Barbara | <b>96.5 FM</b> | CBS Sports Network     | TBA           |
| Nov. 29                        | TBA                             | <b>96.5 FM</b> | CBS Sports Network     | TBA           |
| <b>Dec. 2</b>                  | <b>St. Andrews</b>              | <b>96.5 FM</b> | <b>ESPN3</b>           | <b>7 p.m.</b> |
| <b>Dec. 6</b>                  | <b>*VMI</b>                     | <b>96.5 FM</b> | <b>ESPN3</b>           | <b>4 p.m.</b> |
| <b>Dec. 16</b>                 | <b>Dartmouth</b>                | <b>96.5 FM</b> | <b>ESPN3</b>           | <b>7 p.m.</b> |
| <b>Dec. 19</b>                 | <b>Bethune-Cookman</b>          | <b>96.5 FM</b> | <b>ESPN3</b>           | <b>7 p.m.</b> |
| Dec. 22                        | Tennessee                       | 96.5 FM        | SEC Network            | TBA           |
| Dec. 27                        | Georgia                         | 96.5 FM        | SEC Network            | TBA           |
| Dec. 30                        | Texas A&M                       | 96.5 FM        | SEC Network            | TBA           |
| Jan. 3                         | *UNC-Greensboro                 | 96.5 FM        | SocCon Digital Network | 5 p.m.        |
| Jan. 5                         | *VMI                            | 96.5 FM        | SocCon Digital Network | 7 p.m.        |
| Jan. 8                         | *ETSU                           | 96.5 FM        | SocCon Digital Network | TBA           |
| <b>Jan. 10</b>                 | <b>*Citadel</b>                 | <b>96.5 FM</b> | <b>ESPN3</b>           | <b>4 p.m.</b> |
| <b>Jan. 15</b>                 | <b>*Furman</b>                  | <b>96.5 FM</b> | <b>ESPN3</b>           | <b>7 p.m.</b> |
| <b>Jan. 17</b>                 | <b>*Samford</b>                 | <b>96.5 FM</b> | <b>ESPN3</b>           | <b>4 p.m.</b> |
| Jan. 22                        | *Western Carolina               | 96.5 FM        | SocCon Digital Network | TBA           |
| <b>Jan. 29</b>                 | <b>*Chattanooga</b>             | <b>96.5 FM</b> | <b>ESPN3</b>           | <b>7 p.m.</b> |
| Jan. 31                        | *Wofford                        | 96.5 FM        | SocCon Digital Network | 7 p.m.        |
| Feb. 5                         | *Citadel                        | 96.5 FM        | SocCon Digital Network | 6 p.m.        |
| Feb. 7                         | *Furman                         | 96.5 FM        | SocCon Digital Network | 4 p.m.        |
| <b>Feb. 12</b>                 | <b>*Western Carolina</b>        | <b>96.5 FM</b> | <b>ESPN3</b>           | <b>7 p.m.</b> |
| <b>Feb. 14</b>                 | <b>*UNC-Greensboro</b>          | <b>96.5 FM</b> | SocCon Digital Network | <b>4 p.m.</b> |
| Feb. 19                        | *CHATTANOOGA                    | 96.5 FM        | SocCon Digital Network | TBA           |
| Feb. 21                        | *Samford                        | 96.5 FM        | SocCon Digital Network | 7 p.m.        |
| <b>Feb. 26</b>                 | <b>*Wofford</b>                 | <b>96.5 FM</b> | <b>ESPN3</b>           | <b>7 p.m.</b> |
| <b>Feb. 28</b>                 | <b>*ETSU</b>                    | <b>96.5 FM</b> | <b>ESPN3</b>           | <b>4 p.m.</b> |
| March 6-9                      | SoCon Tournament                | 96.5 FM        | ESPN3/ESPN2            | TBA           |

Schedule is subject to change

All times Eastern

Home games in **bold**

\* Southern Conference game




## On the Internet

Additional information on the Mercer athletics program can be found online. News releases, player and coach biographies, historical data, live audio streaming, results and statistics on all 18 athletic programs can be found online at [www.MercerBears.com](http://www.MercerBears.com).

## 2014 NCAA RALEIGH REGIONAL

Mercer's 2013-14 campaign saw the team return to the NCAA Tournament for the third time in program history and first time since 1985. The Bears garnered the No. 13 seed in the Midwest Region and stunned No. 4 Duke in the second round to mark the program's first NCAA Tournament victory. The win over the AP's No. 6 Blue Devils was the team's first win over a nationally ranked program since downing No. 18 USC on Nov. 10, 2007.



Rachel Nichols interviews Anthony White Jr. on CBS postgame



Mercer storms the court after beating No. 6 Duke



Ten busloads of Mercer students made the trip to Raleigh



Thousands gather for watch party in Mercer village




Kevin Canevari's post-game Nae Nae dance goes viral



Bob Hoffman, Jakob Gollon, Langston Hall, Bud Thomas and Anthony White Jr. address the media

## MERCER MADNESS

As part of Mercer's growing relationship with ESPN, the men's and women's basketball programs were invited to be one of 11 schools featured for the network's 2014-15 Midnight Madness Coverage. The Bears joined UConn, Arizona, Florida, Gonzaga, Kentucky, San Diego State, Harvard, NC State and Florida Gulf Coast with exclusive coverage provided by ESPN. Attendees were introduced to the newest editions of Mercer's men's and women's squads, heard from head coaches Bob Hoffman and Susie Gardner, and watched as the teams competed in a dance off, shooting competition, intrasquad scrimmages and a dunk contest. Previous editions of Mercer's Tipoff Event have featured keynote speakers such as George Gervin (2012), Clark Kellogg (2011), Jay Bilas (2010), and Dick Vitale (2009).



Hoffman runs out during introductions (2014)




Ike Nwamu brings the house down during dunk contest (2014)




Coach Hoffman addresses the crowd (2013)



Team with George Gervin (2012)



Team with Clark Kellogg (2011)



Team with Jay Bilas (2010)



Team with Dick Vitale (2009)



# 2014-15 SEASON

## 2014-15 SCHEDULE

| <b>Date</b>                  | <b>Opponent</b>                 | <b>Location</b>        | <b>Time</b>       |
|------------------------------|---------------------------------|------------------------|-------------------|
| <b>Nov. 9</b>                | <b>^ORANGE/WHITE GAME</b>       | <b>Macon, Ga.</b>      | <b>10:30 a.m.</b> |
| <b>Nov. 14</b>               | <b>Piedmont College</b>         | <b>Macon, Ga.</b>      | <b>7 p.m.</b>     |
| Nov. 16                      | Seton Hall                      | Newark, N.J.           | TBA               |
| Nov. 19                      | Kennesaw State                  | Macon, Ga.             | 7 p.m.            |
| Nov. 23                      | Colorado State                  | Fort Collins, Colo.    | 6 p.m.            |
| <i>Great Alaska Shootout</i> |                                 |                        |                   |
| Nov. 27                      | Rice                            | Anchorage, Alaska      | 9:30 p.m.         |
| Nov. 28                      | Washington St./UC Santa Barbara | Anchorage, Alaska      | TBA               |
| Nov. 29                      | TBA                             | Anchorage, Alaska      | TBA               |
| <b>Dec. 2</b>                | <b>St. Andrews</b>              | <b>Macon, Ga.</b>      | <b>7 p.m.</b>     |
| <b>Dec. 6</b>                | <b>*VMI</b>                     | <b>Macon, Ga.</b>      | <b>4 p.m.</b>     |
| <b>Dec. 16</b>               | <b>Dartmouth</b>                | <b>Macon, Ga.</b>      | <b>7 p.m.</b>     |
| <b>Dec. 19</b>               | <b>Bethune-Cookman</b>          | <b>Macon, Ga.</b>      | <b>7 p.m.</b>     |
| Dec. 22                      | Tennessee                       | Knoxville, Tenn.       | TBA               |
| Dec. 27                      | Georgia                         | Athens, Ga.            | TBA               |
| Dec. 30                      | Texas A&M                       | College Station, Texas | TBA               |
| Jan. 3                       | *UNC-Greensboro                 | Greensboro, N.C.       | 5 p.m.            |
| Jan. 5                       | *VMI                            | Lexington, Va.         | 7 p.m.            |
| Jan. 8                       | *ETSU                           | Johnson City, Tenn.    | TBA               |
| <b>Jan. 10</b>               | <b>*Citadel</b>                 | <b>Macon, Ga.</b>      | <b>4 p.m.</b>     |
| <b>Jan. 15</b>               | <b>*Furman</b>                  | <b>Macon, Ga.</b>      | <b>7 p.m.</b>     |
| <b>Jan. 17</b>               | <b>*Samford</b>                 | <b>Macon, Ga.</b>      | <b>4 p.m.</b>     |
| Jan. 22                      | *Western Carolina               | Cullowhee, N.C.        | TBA               |
| <b>Jan. 29</b>               | <b>*Chattanooga</b>             | <b>Macon, Ga.</b>      | <b>7 p.m.</b>     |
| Jan. 31                      | *Wofford                        | Spartanburg, S.C.      | 7 p.m.            |
| Feb. 5                       | *Citadel                        | Charleston, S.C.       | 6 p.m.            |
| Feb. 7                       | *Furman                         | Greenville, S.C.       | 4 p.m.            |
| <b>Feb. 12</b>               | <b>*Western Carolina</b>        | <b>Macon, Ga.</b>      | <b>7 p.m.</b>     |
| <b>Feb. 14</b>               | <b>*UNC-Greensboro</b>          | <b>Macon, Ga.</b>      | <b>4 p.m.</b>     |
| Feb. 19                      | *CHATTANOOGA                    | Chattanooga, Tenn.     | TBA               |
| Feb. 21                      | *Samford                        | Birmingham, Ala.       | 7 p.m.            |
| <b>Feb. 26</b>               | <b>*Wofford</b>                 | <b>Macon, Ga.</b>      | <b>7 p.m.</b>     |
| <b>Feb. 28</b>               | <b>*ETSU</b>                    | <b>Macon, Ga.</b>      | <b>4 p.m.</b>     |
| March 6-9                    | SoCon Tournament                | Asheville, N.C.        | TBA               |

Schedule is subject to change

All times Eastern

Home games in **bold**

^ - Intrasquad scrimmage

\* - Southern Conference Game

**SOUTHERN CONFERENCE COACHES POLL**

A quick glance at the 2014-15 Mercer roster may have some labeling it a rebuilding season for seventh-year head coach Bob Hoffman. Gone are seven seniors off last year's team that Hoffman molded into the program's most successful class. Their absence is compounded by a switch in conference affiliation for the first time in Mercer's history, as the Bears prepare for year one in the historic Southern Conference.

While those changes may define Mercer basketball to others, Hoffman draws on the belief that his 2014-15 team is poised to continue the championship legacy he's worked so hard to establish.

| Rank | School (First Place Votes) | Votes |
|------|----------------------------|-------|
| 1.   | Wofford (8)                | 80    |
| 2.   | Chattanooga (2)            | 70    |
| 3.   | ETSU                       | 65    |
| 4.   | Mercer                     | 54    |
| 5.   | UNC Greensboro             | 51    |
| 6.   | VMI                        | 39    |
| 7.   | Western Carolina           | 38    |
| 8.   | Furman                     | 24    |
| 9.   | The Citadel                | 16    |
| 10.  | Samford                    | 13    |

"We're fired up about a new season and a new conference," Hoffman said. "Every day our guys are working at a high level, and they understand what it takes to get where we've been. They continue to display an outstanding work ethic, and really started this summer putting the pieces together with all the new guys. Our team will continue to build off the team chemistry and attitude our returners bring."

Despite returning zero starters from last year's squad, delving deeper into the roster reveals a trove of proven players who won't shy away from putting the program on their collective back. Many of the returners have been there every step of the way, learning the demands and expectations of Hoffman's system and gaining valuable big-game experience along the way.

Among Mercer's most seasoned returners are Darius Moten, T.J. Hallice and Jibri Bryan. Together the unit brings nine collective years of experience, highlighted by breakout performances for each along the way. Additionally, Mercer's backcourt features key returners Ike Nwamu and Phil Leonard, second-year men who combined for 419 points a year ago.

**POINT GUARD**

Leading the way at the point guard position for Mercer is junior Phil Leonard, a physical second-year man who split time at multiple guard spots last season. Leonard played significant minutes at the point last season while being groomed by departed four-year starter Langston Hall.

In 2013-14, Leonard showed some promise while quarterbacking the offense, handing out at least one assist in 13 games. This season, the coaching staff believes the diligent work he's put in during the offseason prepares him to take over the point guard spot.

"Phil is an attacking type point guard who can get in the lane," Hoffman said. "He's quick with the ball and has continued to learn how to find teammates. We're thrilled about his progression since this summer."

Backing up Leonard at point guard is freshman Jordan Strawberry. The California import brings championship pedigree to the fold after leading Mater Dei High School to three California State Championships. Most recently, Strawberry spent one season perfecting his game during a post-graduate year at South Kent School.

"Jordan will be one of the fastest players in the league with the ball," Hoffman said. "He has multiple gears and will be an integral part of our success. He's got a great feel for where people on the floor and is going to be fun to watch."

**GUARDS**

Two battle-tested returners highlight Mercer's backcourt, as juniors Ike Nwamu and Jibri Bryan provide a formidable one-two scoring punch. Nwamu excelled last season as Mercer's first man off the bench, averaging 8.3 points per game on the strength of 14 double-digit scoring performances. Nwamu's ability may be most evidenced by a pair of 20-plus point performances a year ago, including his 24-point statement in the Bears' road win at Ole Miss.

## SOUTHERN CONFERENCE MEDIA POLL

| Rank | School (First Place Votes) | Votes |
|------|----------------------------|-------|
| 1.   | Wofford (23)               | 252   |
| 2.   | Chattanooga (2)            | 226   |
| 3.   | ETSU                       | 204   |
| 4.   | Mercer                     | 189   |
| 5.   | VMI                        | 152   |
| 6.   | Western Carolina           | 121   |
| 7.   | UNC Greensboro             | 111   |
| 8.   | Furman                     | 66    |
| 9.   | Samford                    | 65    |
| 10.  | The Citadel                | 44    |

"Ike went on a foreign tour this summer and that experience has spilled over onto the floor," Hoffman said. "His demeanor and attitude will reap great dividends for himself and us as a team."

Bryan is an experienced sharpshooter with 60 games under his belt over his Mercer career. The Savannah native has been on the roster since 2010, and shined on numerous occasions when not limited by injury. During his time at Mercer, Bryan has shot 39.2 percent from beyond the arc and hit multiple 3-pointers in 11 games.

"There's no one that I want success for more than Jibri," Hoffman. "Through all his injuries, he's stayed right with us and been a great teammate. This will be his fifth season with us and we're hopeful he's going to have an outstanding year."

Also back in 2014-15 are sophomore John Mosser and redshirt freshman Matt Panaggio. Mosser earned playing time in nine games last year, while Panaggio spent the season on the sidelines as a redshirt. The year of experience in Hoffman's system should benefit the two, as they look to compete for more minutes this season.

"Mosser is a catch-and-shoot guard who's been a great asset helping this team," Hoffman. "Matt has been playing a combo with some point and off-guard. He's a solid player and has a tremendous understanding of what's happening on the floor."

The guard spot will also be bolstered by an influx of new talent, as Jestin Lewis, Tyre Moore and Demetre Rivers enter the program. Lewis is the most experienced of the trio, after transferring from Wallace State Community College, where he was a prolific scorer while posting nearly a 2-1 assist-to-turnover ratio.

"Jestin has all the ability you want," Hoffman said. "He's a microwave type scorer and can heat it up. He's ready to score at any time from any place. We're going to need him to have big moments to be successful for us."

Both Moore and Rivers come to Mercer as freshmen out of South Carolina, where each earned All-State accolades. Moore averaged 21 points, 7.1 rebounds and 1.3 assists per game as a senior at Charleston's Academic Magnet High School, while Rivers posted averages of 18.1 points, 7.1 rebounds and one block per game as a senior standout at Stratford High School in Goose Creek, S.C.

"As Demetre gets stronger and gains more understanding of the game, it will allow his athleticism to kick in," Hoffman said. "His upside is big. Tyre is a talented shooter and a tremendous young man. Before it's all said and done I know he'll have some big moments for us."

### FORWARDS

Mercer's two-member senior class headlines Hoffman's group of forwards, as Darius Moten and T.J. Hallice assume leadership roles from their front court positions. Both players are proven commodities who look to lead by example as they each move into the starting lineup for the first time.

After joining Mercer as a walk-on in the fall of 2011, Moten has earned his stripes in a reserve role for Hoffman. Moten's development earned him significant playing time last season, as the 6-foot-6 forward enjoyed a breakout junior campaign. In 35 games played, Moten scored double digits five times, including a stretch of three-straight games in February. His explosive potential was most notably on display in a league game at North Florida, when Moten scored a career-high 21 points and grabbed seven rebounds in just 16 minutes of work. Hoffman's staff believes that as Moten moves into the starting lineup this season, his production will be at an all-time high.

"Darius had multiple big games last year in our run," Hoffman said. "He's embraced a leadership role as a senior and his ability to make plays is paramount to our success this season. How he mentally digests all that's given to him is going to dictate how we play."

**2014-15 PRESEASON ALL-CONFERENCE TEAM**

T.J. Hallice has been a steady presence on Mercer's teams for the last three seasons, playing in every game since his arrival on campus in the fall of 2011. While Hallice's .514 career field goal percentage and 1,106 career minutes played validate his ability, over the past two seasons he's proven to be a clutch player in the most crucial moments.

Without Hallice's four points, offensive rebound and steal in a 51-second

span during the second overtime of Mercer's 2014 A-Sun Semifinal, it's unlikely the Bears would have been able to hold off USC Upstate and ultimately claim the league title three days later. The previous March, Hallice began to show his penchant for big moments with eight rebounds and a clutch drawn charge in the waning moments of Mercer's NIT win at Tennessee.

"T.J. is one of the best post defenders I've had the privilege of coaching," Hoffman commented. "He had moment after moment last year to help us win. He continues to work on his game and has done a great job leading."

Other returning players are Lawrence Brown and James Bento. Brown returns to the active roster after redshirting last season. In his first year with the team in 2012-13, Brown provided energy off the bench in 20 games, averaging near a rebound per game despite being limited to 3.2 minutes per appearance.

Among Mercer's most improved players is sophomore James Bento. After playing in 12 games as a freshman last year, Bento impressed Mercer's coaching staff during the offseason and figures to play a more significant role with the team this year.

"Lawrence is a tremendous a great athlete with tremendous energy," Hoffman said. "He's a great rebounder and spot defender. He loves his teammates and works hard everyday. James Bento has been surprise this year with how big of a jump he's made. He's played well in the preseason and understands the game."

Additional support at the position will be provided by Stephon Jelks, a 6-foot-6 freshman out of Marietta, Georgia. Jelks was a two-time All-State performer at North Cobb Christian High School, where he averaged 14.1 points and 10.3 rebounds as a senior.

"Steph has the ability to jump and grab rebounds or dunk it on somebody," Hoffman said. "Like the other freshman, he continues to take in all the new information coming at him. He's very coachable, wants to please and works hard."

**CENTER**

At center, the Bears feature two newcomers in Andrew Fishler and Niklas Ney. Fishler comes to Mercer with previous collegiate experience earned over two seasons at Gulf Coast Community College, where he was two-time All-Panhandle Conference selection and holds single-game, season and career block records.

"Andrew is long and makes people adjust shots," Hoffman said. "As he continues to grow in stature and strength, he's going to make people more and more aware of his ability. He's hungry to be good and it's fun to watch."

Ney hails from Berlin, Germany, where he led his ALBA Berlin squad to the Germany NBBL league title in 2014 while averaging 10 points, 10 rebounds and 1.3 assists per game.

"Niklas is also been a pleasant surprise for us," Hoffman said. "He played at a high level internationally and his comfort level continues to grow as we give him more responsibility on the floor."

| Pos. | Name (Class)    | School           |
|------|-----------------|------------------|
| G    | Ashton Moore    | The Citadel      |
| F    | Rashawn Rembert | ETSU             |
| G    | Stephen Croone  | Furman           |
| F    | Tevon Saddler   | UNC Greensboro   |
| PG   | Casey Jones     | Chattanooga      |
| G    | QJ Peterson     | VMI              |
| G    | James Sinclair  | Western Carolina |
| C    | Karl Cochran    | Wofford          |
| F    | Spencer Collins | Wofford          |
| G    | Lee Skinner     | Wofford          |



# 2014-15 STAFF



head coach  
BOB  
HOFFMAN

SEVENTH SEASON  
OKLAHOMA BAPTIST '79



The Bob Hoffman era of Mercer basketball officially began on March 27, 2008, thus beginning the most successful period in program history.

The 2013 and 2014 Atlantic Sun Coach of the year has amassed an impressive 126-82 record in six seasons with Mercer, most recently leading the Bears back to the promised land of the NCAA Tournament for the first time in 29 seasons. Not satisfied with simply appearing in the Big Dance, Hoffman guided his senior-laden squad to an upset of the USA Today/AP poll's No. 6 ranked Duke Blue Devils in the Midwest Region's 14-3 matchup - leaving the Bears just 40 minutes short of a Sweet 16 appearance.

Mercer's win over Duke underscored Hoffman's penchant for big game victories. Since arriving in Macon, Hoffman has led the Bears to nine high-major wins against the likes of Alabama, Auburn, Duke, Florida State, Georgia Tech, Ole Miss and Seton Hall.

Mercer's first tournament victory in program history vaulted the Bears into the national spotlight, gaining unprecedented media exposure for the university. Hoffman's triumph was the team's 27th win of the season - equaling his own school record for single-season wins set by the 2011-12 edition of the squad.

In addition to earning the league's Coach of the Year honor for the second-straight season, Hoffman took home the Fellowship of Christian Athlete's John Lotz "Barnabas" Award and the Atlanta Tipoff club's Georgia Coach of the Year distinction in 2014.

Hoffman has amassed more wins (126) in his six seasons than has previously been achieved during any six-year span in program history. His efforts have helped raise banners for the 2012 CollegInsider.com Tournament Championship, 2013 Atlantic Sun Regular Season Championship, 2013 National Invitation Tournament (NIT) Round of 16, 2014 Atlantic Sun Regular Season Co-Championship, 2014 Atlantic Sun Tournament Championship and 2014 NCAA Tournament Round of 32.

In the 2012-13 season, Hoffman's Bears captured the team's first outright conference regular season championship and made the program's first appearance in the NIT.

No stranger to the big stage, Hoffman lifted the Bears to a 75-67 NIT win at Tennessee, marking the team's 24th victory of the year and Hoffman's 499th as a collegiate head coach. When the season concluded five days later, Hoffman had closed the books on the school's first back-to-back 20-win seasons in over 100 years of basketball.



### MERCER POWER CONFERENCE WINS UNDER HOFFMAN

| Score                       | Date              | Location                |
|-----------------------------|-------------------|-------------------------|
| Mercer 78, No. 6 Duke 71    | March 21, 2014    | Raleigh, North Carolina |
| Mercer 79, Ole Miss 76      | December 22, 2013 | Oxford, Mississippi     |
| Mercer 77, Seton Hall 74    | November 16, 2013 | Macon, Georgia          |
| Mercer 75, Tennessee 67     | March 20, 2013    | Knoxville, Tennessee    |
| Mercer 66, Alabama 59       | December 22, 2012 | Tuscaloosa, Alabama     |
| Mercer 61, Florida State 56 | December 2, 2012  | Tallahassee, Florida    |
| Mercer 65, Georgia Tech 59  | December 22, 2010 | Atlanta, Georgia        |
| Mercer 78, Auburn 74        | November 19, 2008 | Auburn, Alabama         |
| Mercer 72, Alabama 69       | November 16, 2008 | Tuscaloosa, Alabama     |

The 2011-12 season saw Mercer smash a bevy of longstanding school records, including most wins in a season (27) and points scored (2,589) in the midst of an unprecedented post-season run. When the dust cleared, Hoffman's squad stood alone as winners of the CollegelInsider.com Tournament, with possession of the first postseason tournament trophy in the history of the Atlantic Sun Conference.

A native of Oklahoma City, Okla., Hoffman has been successful at all levels, boasting a proven track record from high school through the professional ranks. His overall record as a head coach at the collegiate level is 526-252.

The 2010-11 Bears reached the Atlantic Sun Conference tournament for a third-consecutive year and produced many memorable moments along the way. The team went 15-18 overall and 11-9 in A-Sun play, earning the No. 5 seed in the league playoff despite losing two key seniors mid-season. Mercer advanced to the semifinals before being knocked out by eventual champion Belmont in a nail biter. Senior Brian Mills was named first team All-A-Sun, while point guard Langston Hall was named to the All-Freshman squad.

Hoffman's 2009-10 team advanced to the title game of the Atlantic Sun Conference championships after downing Belmont and Jacksonville in the quarter and semifinal rounds. That year, Mercer garnered two All-A-Sun and two All-Region honors, while also having senior Daniel Emerson honored as the state of Georgia men's college basketball "Player of the Year" by the Atlanta Tipoff Club. Additionally, senior James Florence became the Bears' all-time leading scorer midway through the season. The team finished 16-17 overall and was 10-10 in the A-Sun.

He guided the 2008-09 Bears to a 17-15 overall record and 11-9 in Atlantic Sun Conference (A-Sun) play. It was the Bears' most wins since the 2002-03 season and their first winning mark in conference play since 2004-05.

Hoffman came to the Bears after serving as head coach of the Rio Grande Valley Vipers, a NBA Developmental League franchise, and guided the American Basketball Association's Arkansas Aeros to a 25-2 record in 2006-07. The Aeros led the league in scoring, averaging 133 points per game in Hoffman's up-tempo style of basketball.

Prior to coaching the Aeros, Hoffman served for two years as an assistant coach at the University of Oklahoma, where the Sooners recruited a class ranked in the top five nationally. Hoffman helped guide the Sooners to the first Big 12 championship in school history en route to a two-year record of 45-17 and back-to-back NCAA appearances in 2004-05 and 2005-06.

He brings a wealth of additional experience to the position, having served as head coach at the University of Texas Pan American from 1999-2004, compiling a 69-76 record at the NCAA Division I school. The highlight of Hoffman's stint with the Broncs was a 21-9 record during the 2001-02 season.

Hoffman guided UTPA to 12 wins in his first season, which was more than the previous three seasons combined, and posted the school's best record since the 1993-94 campaign. In 2001-2002, Texas Pan-Am had its first winning season since 1993-94, earned their first tournament victory since 1989-90, and recorded the most home wins in eight seasons. The Broncs were rated for the first time ever in the CollegelInsider.com

## HOFFMAN YEAR-BY-YEAR

### Southern Nazarene (Women)

|                    |              |
|--------------------|--------------|
| Year .....         | W-L          |
| 1987-88 .....      | 21-11        |
| 1988-89 .....      | 36-2         |
| 1989-90 .....      | 31-3         |
| Three Seasons..... | 88-16 (.846) |

### Oklahoma Baptist

|                   |               |
|-------------------|---------------|
| Year .....        | W-L           |
| 1990-91 .....     | 15-17         |
| 1991-92 .....     | 16-17         |
| 1992-93 .....     | 34-4          |
| 1993-94 .....     | 30-7          |
| 1994-95 .....     | 28-6          |
| 1995-96 .....     | 29-7          |
| 1996-97 .....     | 36-4          |
| 1997-98 .....     | 24-9          |
| 1998-99 .....     | 31-7          |
| Nine Seasons..... | 243-78 (.757) |

### Texas Pan-Am

|                    |              |
|--------------------|--------------|
| Year .....         | W-L          |
| 1999-00 .....      | 12-16        |
| 2000-01 .....      | 12-17        |
| 2001-02 .....      | 21-9         |
| 2002-03 .....      | 10-20        |
| 2003-04 .....      | 14-14        |
| Five Seasons ..... | 69-76 (.542) |

### Mercer

|                   |               |
|-------------------|---------------|
| Year .....        | W-L           |
| 2008-09 .....     | 17-15         |
| 2009-10 .....     | 16-17         |
| 2010-11 .....     | 15-18         |
| 2011-12 .....     | 27-11         |
| 2012-13 .....     | 24-12         |
| 2013-14 .....     | 27-9          |
| Six Seasons ..... | 126-82 (.605) |

### Career Head Coaching Record

|                  |                |
|------------------|----------------|
| 23 Seasons ..... | 526-251 (.677) |
|------------------|----------------|

Mid-Major poll and Hoffman earned National Independent Coach of the Year honors by CollegelInsider.com.

Challenges are nothing new to him as he turned programs around at Southern Nazarene and Oklahoma Baptist. As the head women's basketball coach at Southern Nazarene, Hoffman took a team that had never posted a winning season and won the 1989 NAIA National Championship in just his second season with the team. In three seasons at the helm of the Crimson Storm, he compiled an 88-16 record and was named Sooner Athletic Conference, District 9 and NAIA Coach of the Year.



Building on his success at Southern Nazarene, Hoffman took the reins of the men's program at his alma mater, Oklahoma Baptist, in 1990 and three seasons later guided the Bison to a 34-4 record and berth in the NAIA national championship game. Hoffman was named National Coach of the Year by Basketball Times and also earned Sooner Athletic Conference and District 9 Coach of the Year honors for his efforts. He went on to a record of 243-78 and a winning percentage of .757 in nine seasons at OBU, earning six trips to the NAIA Tournament and making two trips to the championship contest.

He coached 10 All-Americans and 21 All-Conference selections during his tenure with the Bison. Hoffman was named Sooner Athletic Conference Coach of the Year four times. During his nine years at OBU, Hoffman's teams averaged more than 90 points per game and led the NAIA in field goal percentage seven times. His commitment to academics is just as strong, boasting a player graduation rate of 82 percent.

A standout guard and forward and a 1979 graduate of Oklahoma Baptist, Hoffman is one of just 30 players to score at least 1,000 points in his OBU career.

Hoffman has been married for 34 years to the former Kelli Lumry. The couple has a teenage son, Grant.

## MERCER POSTSEASON WINS UNDER HOFFMAN

| Score                           | Date              | Tournament         |
|---------------------------------|-------------------|--------------------|
| Mercer 78, Duke 71              | March 21, 2014    | NCAA Second Round  |
| Mercer 68, FGCU 60              | March 9, 2014     | A-Sun Final        |
| Mercer 78, USC Upstate 75 (2OT) | March 6, 2014     | A-Sun Semifinal    |
| Mercer 85, Jacksonville 64      | March 4, 2014     | A-Sun Quarterfinal |
| Mercer 75, Tennessee 67         | March 20, 2013    | NIT First Round    |
| Mercer 72, USC Upstate 64       | March 8, 2013     | A-Sun Semifinal    |
| Mercer 82, Lipscomb 48          | March 6, 2013     | A-Sun Quarterfinal |
| Mercer 70, Utah State 67        | March 28, 2012    | CIT Championship   |
| Mercer 64, Fairfield 59         | March 24, 2012    | CIT Semifinal      |
| Mercer 79, Old Dominion 73      | March 21, 2012    | CIT Quarterfinal   |
| Mercer 64, Georgia State 59     | March 17, 2012    | CIT Second Round   |
| Mercer 68, Tennessee State 60   | March 13, 2012    | CIT First Round    |
| Mercer 61, Lipscomb 53          | February 29, 2012 | A-Sun Quarterfinal |
| Mercer 73, Lipscomb 63          | March 3, 2011     | A-Sun Quarterfinal |
| Mercer 66, Jacksonville 63      | March 5, 2010     | A-Sun Semifinal    |
| Mercer 87, Belmont 81           | March 4, 2010     | A-Sun Quarterfinal |

## HOFFMAN VS. DIVISION I TEAMS

|                       |      |                          |      |
|-----------------------|------|--------------------------|------|
| Air Force             | 3-1  | Minnesota                | 0-1  |
| UAB                   | 0-1  | Mississippi              | 1-0  |
| Alabama               | 2-1  | Mississippi Valley State | 1-1  |
| Alabama A&M           | 1-0  | Missouri                 | 0-2  |
| Albany                | 1-0  | Missouri-Kansas City     | 0-2  |
| Alcorn State          | 2-1  | Navy                     | 2-0  |
| Arkansas              | 0-1  | New Mexico               | 0-1  |
| Arkansas State        | 1-3  | New Mexico State         | 1-2  |
| Auburn                | 1-0  | Niagra                   | 2-0  |
| Baylor                | 2-1  | North Texas              | 0-2  |
| Belmont               | 6-10 | Northeastern State       | 2-2  |
| Brigham Young         | 0-2  | North Florida            | 8-4  |
| Bryant                | 1-0  | Northern Iowa            | 1-2  |
| Bucknell              | 1-0  | Northern Kentucky        | 3-1  |
| Butler                | 0-1  | Oglethorpe               | 1-0  |
| Cal State-Fullerton   | 1-0  | Ohio                     | 0-1  |
| Campbell              | 2-4  | Old Dominion             | 1-0  |
| Centenary             | 3-5  | Oklahoma                 | 0-2  |
| Central Arkansas      | 1-1  | Oklahoma State           | 0-2  |
| Charlotte             | 0-2  | Oral Roberts             | 3-3  |
| Chattanooga           | 2-0  | Oregon State             | 1-0  |
| Chicago State         | 1-0  | Pacific                  | 1-1  |
| Colorado              | 0-1  | Portland                 | 2-0  |
| Colorado State        | 0-2  | Providence               | 0-1  |
| Dayton                | 0-1  | Quinnipiac               | 0-1  |
| Denver                | 1-1  | Rice                     | 2-3  |
| Duke                  | 1-0  | St. Louis                | 0-1  |
| East Tennessee State  | 7-6  | Sam Houston State        | 1-1  |
| Evansville            | 0-1  | Samford                  | 1-0  |
| Fairfield             | 1-0  | Savannah State           | 2-0  |
| Florida Gulf Coast    | 10-5 | Seton Hall               | 1-1  |
| Florida International | 0-2  | Sewanee                  | 1-0  |
| Florida State         | 1-2  | South Dakota State       | 0-1  |
| Furman                | 2-0  | Southern                 | 2-0  |
| Gardner-Webb          | 2-1  | Southern Methodist       | 0-2  |
| George Mason          | 0-1  | Stetson                  | 10-2 |
| Georgia               | 0-3  | Tennessee                | 1-1  |
| Georgia State         | 1-0  | Tennessee State          | 1-0  |
| Georgia Tech          | 1-3  | Texas                    | 0-2  |
| Gonzaga               | 0-1  | Texas A&M                | 0-1  |
| Harvard               | 0-1  | Texas A&M-Corpus Christi | 5-5  |
| Hawaii                | 0-1  | Texas-Arlington          | 0-2  |
| IPFW                  | 3-0  | Texas-El Paso            | 0-2  |
| IUPUI                 | 0-1  | Texas-San Antonio        | 1-0  |
| Illinois              | 0-1  | Texas Southern           | 2-1  |
| Illinois-Chicago      | 0-1  | Tulsa                    | 0-2  |
| Iowa State            | 0-1  | UCLA                     | 0-1  |
| Jacksonville          | 9-5  | USC Upstate              | 12-2 |
| Kansas State          | 0-2  | Utah State               | 1-0  |
| Kennesaw State        | 9-3  | Vanderbilt               | 0-1  |
| Lamar                 | 2-1  | Valparaiso               | 1-0  |
| Lehigh                | 0-1  | Wake Forest              | 0-1  |
| Lipscomb              | 13-7 | Washington State         | 1-3  |
| Loyola Marymount      | 1-0  | Western Carolina         | 1-0  |
| Louisiana-Lafayette   | 0-4  | William & Mary           | 1-0  |
| Louisiana Tech        | 0-1  | Wright State             | 1-3  |
| Middle Tennessee      | 1-1  | Yale                     | 1-0  |



**GOD, FAMILY, BASKETBALL:** For Mercer head coach Bob Hoffman, making up his priority list in life is simple. It goes without saying that his wife of 34 years, Kelli, and son 18-year-old Grant, play integral roles in his life. "In life we are given a great many gifts," Hoffman says. "Our faith is the greatest gift of all and guides everything we do. My family is not only my gift from God, but my joy and what keeps me focused on the things that are truly important in life. I have also been blessed with a vehicle like basketball to not only impact the lives of young people on my teams, but to travel the world and reach out to others, as well."

## AWARDS & HONORS

### 2014

Atlantic Sun Coach of the Year  
FCA John Lotz "Barnabas" Award  
Atlanta Tipoff Club Georgia Coach of the Year

### 2013

Atlantic Sun Coach of the Year

### 2009

*Collegeinsider.com* A-Sun Coach of the Year

### 2006

Selected to coach in the ABA All-Star Game

### 2004

Inducted into the Oklahoma Basketball Hall of Fame

*Collegeinsider.com* Independent Coach of the Year

### 2002

*Collegeinsider.com* Independent Coach of the Year

### 2001

Inducted into the Oklahoma Baptist University Hall of Fame

### 1997

Sooner Athletic Conference Coach of the Year

### 1996

Sooner Athletic Conference Coach of the Year

### 1993

Named Basketball Times Small College Coach of the Year

Sooner Athletic Conference Coach of the Year

NAIA District 9 Coach of the Year

### 1989

NAIA National Coach of the Year

Sooner Athletic Conference Coach of the Year



NAIA District 9 Coach of the Year

## HOFFMAN'S PLAYERS IN THE PROS

| Player            | Current or Last Professional Team       | NBA Draft Round |
|-------------------|---|-----------------|
| Taylor Griffin    | Santa Cruz Warriors                     | 2nd             |
| Shannon Brown     | Miami Heat                              | 1st             |
| Cedric Simmons    | Olympiacos (Greece)                     | 1st             |
| C.J. Watson       | Indiana Pacers                          | Free Agent      |
| Steve Novak       | Utah Jazz                               | 2nd             |
| Aaron Brooks      | Chicago Bulls                           | 1st             |
| Desmon Farmer     | Reno Bighorns                           | Free Agent      |
| Chris Taft        | Korihait (Finland)                      | 2nd             |
| Ivan Johnson      | Zhejiang Golden Bulls (China)           | Free Agent      |
| Calvin Henry      | Leitershofen (Germany)                  | Free Agent      |
| Sidiki Straub     | SC Rist Wedel (Germany)                 | Free Agent      |
| Daniel Emerson    | Optima Gents (Belgium)                  | Free Agent      |
| E.J. Kusnyer      | Zalakeramia-ZTE (Hungary)               | Free Agent      |
| James Florence    | KK Zadar (Croatia)                      | Free Agent      |
| Brian Mills       | Steaua CSM Eximbank Bucuresti (Romania) | Free Agent      |
| Justin Cecil      | Grupo Inec Zamora (Spain)               | Free Agent      |
| Travis Smith      | RSV Eintracht Stahnsdorf (Germany)      | Free Agent      |
| Anthony White Jr. | Geelong Supercats (Australia)           | Free Agent      |
| Langston Hall     | Giorgia Tesi Group Pistoia (Italy)      | Free Agent      |

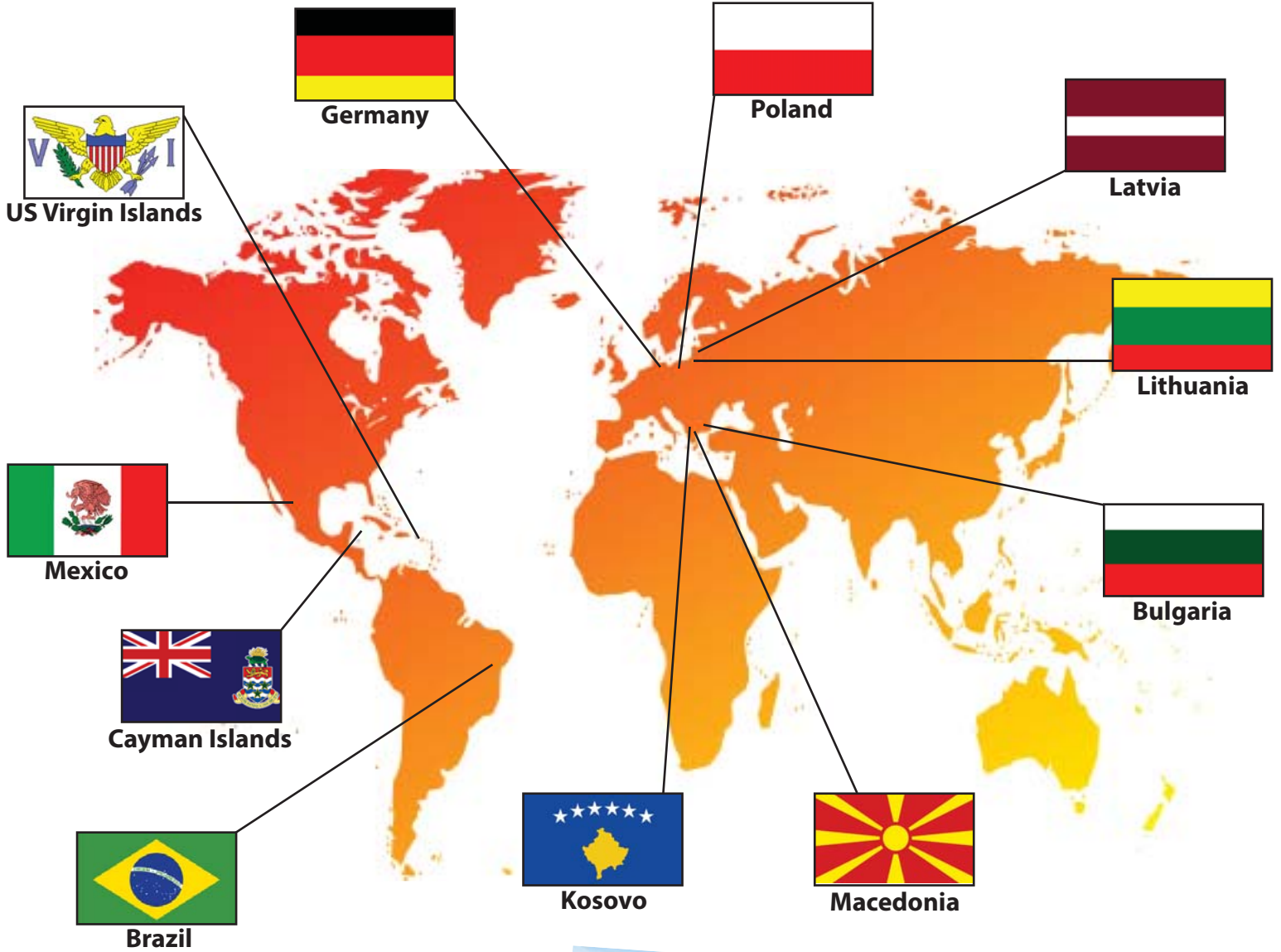
## HANGING WITH "THE HOFF"

**CLOCKWISE FROM TOP RIGHT:** Talking with Naismith Basketball Hall of Fame member Bobby Knight after Mercer's 2013 NIT win over Tennessee; painting up and hanging with the Mercer Maniacs at a 2014 home football game; design for t-shirt made by students in Hoffman's first season at Mercer; posing with Georgia Governor Nathan Deal and AD Jim Cole; presenting Langston Hall with an award for setting Mercer's all-time assist record; welcoming NBA Hall-of-Famer Dominique Wilkins to Mercer's team room (Wilkins was on campus as a part of a diabetes awareness program).



# HOFFMAN AROUND THE WORLD


Over 26 years as a head coach, basketball has taken Bob Hoffman to many parts of the world. Hoffman's participation in FIBA national coaching clinics and athlete mission trips have included stops in Poland, Germany, Bulgaria, Lithuania, Latvia, Macedonia, Kosovo and Mexico. He's also worked camps and clinics in Lithuania and the Cayman Islands. In 2012, Hoffman took his Mercer team to the Virgin Islands to compete in the Paradise Jam. In 2013, Hoffman led Mercer on a summer tour to Germany, Lithuania and Latvia.





1 associate head coach  
**SPECER  
WRIGHT**

SEVENTH SEASON  
OKLAHOMA BAPTIST, '96



Spencer Wright joined Bob Hoffman at Mercer in 2008-09, after serving on Hoffman's staff with the Rio Grande Valley Vipers in the NBA Developmental League.

Wright signed on as an Assistant Coach at Mercer and worked in that capacity for two seasons before being promoted to Associate Head coach in July of 2010. At Mercer, Wright coordinates scheduling and apparel while also completing day-to-day functions related to Mercer's on and off-court success.

He's been side-by-side with Hoffman as the pair has presided over the most successful six-year stretch in program history. Since his arrival at Mercer, the Bears have produced a 126-82 record, most recently booking a 27-9 season highlighted by the NCAA Tournament second round upset of No. 6 Duke.

The win over Duke was the latest in a series of high-major victories claimed by Wright's Mercer teams. In addition to the Blue Devils, the Bears have also topped Ole Miss, Seton Hall, Tennessee, Alabama, Florida State, Georgia Tech and Auburn during his time. In the last three years, Wright has been on the sidelines for March wins in the NCAA, NIT and CIT tournaments.

At his previous position with the Vipers, Wright worked with NBA first-round draft picks Aaron Brooks (Houston Rockets), Shannon Brown (Phoenix Suns), C.J. Watson (Brooklyn Nets), Steve Novak (New York Knicks), Cedric Simmons and Desmon Farmer.

Wright also spent five seasons (1999-04) as an assistant coach on Hoffman's staff at Texas-Pan American where he served as the recruiting coordinator, coached the Broncs' perimeter and post players, and was responsible for scheduling games before Hoffman moved on to Oklahoma in 2004.

Wright was responsible for recruiting UTPA's first All-America honoree in two decades, as well as nine All-Independent performers. He also helped produce two Independent

Defensive Player of the Year award winners. He tutored Brian Merriweather, who led the nation in 3-pointers per game while with the Broncs and in 2004 recruited and signed three of the top 40 players in the state of Texas.

Wright remained on Robert Davenport's staff at UTPA through the 2006 campaign and spent the 2006-07 season as head coach at Potlatch (Idaho) High School where he guided the Loggers to the 2A Central Idaho League regular-season championship.

He played two seasons at Paris (Texas) Junior College, earning All-Texas Eastern Athletic Conference honorable mention following his rookie season and was a TEAC third team all-conference selection in 1991-92.

Wright followed up with success on the hardwood at Central Oklahoma, leading the Lone Star Conference in assists during the 1992-93 campaign.

His ties to Hoffman stretch back to his playing days as a standout point guard for Oklahoma Baptist, where Wright was an All-Sooner Athletic Conference performer in 1994-95.

Wright helped lead Oklahoma Baptist to two NAIA National Tournament appearances and the Bison concluded the 1993-94 season with a 34-4 record, including a second-place finish at the NAIA National Tournament.

Following his graduation from Oklahoma Baptist, Wright was invited to the NBA's Indiana Pacers free-agent camp in the summer of 1996.

Spencer and his wife Amy are the proud parents of a son, Bryce.





associate head coach  
**DOUG  
ESLEECK**

FIFTH SEASON  
NORTH CAROLINA, '05



Doug Esleeck was promoted to the role of Associate Head Coach in June of 2014 after spending four years on the sidelines at Mercer in an assistant coaching capacity. Since his arrival in Macon, Esleeck has played an instrumental role in the team's ascendance as one of the nation's premier mid-major programs.

With Esleeck on the sidelines, Mercer has racked up 93-50 record in four seasons and made postseason tournament appearances in three consecutive years. The most recent campaign saw Esleeck help guide the Bears to a 27-9 overall record, highlighted by the team's landmark defeat of No. 6 Duke in the NCAA Tournament second round.

Mercer's downing of Duke sent shockwaves through the college basketball landscape and vaulted the team into the NCAA Round of 32, where the Bears found themselves just 40 minutes shy of a Sweet 16 berth before falling to Tennessee.

The Bears came away from the 2013-14 season with the program's first Atlantic Sun Tournament Championship in nearly two decades while also finishing atop the A-Sun regular season standings for the second-straight year.

In 2012-13, Esleeck helped lead the Bears to a 14-4 record in conference play and the program's first outright claim to the Atlantic Sun Regular Season Championship. The Bears' 24-12 season saw the team capture landmark road wins at Florida State and Alabama before going on to down Tennessee in Knoxville as a part of the team's first appearance in the National Invitation Tournament (NIT).

Esleeck's determined work ethic has seen direct results in on-court success, as Mercer players have collected All-Conference accolades in each of his three seasons. Most recently, he's led implementation of defensive schemes that have resulted in Mercer holding the league's top spot in scoring defense and field goal percentage defense in each of the last two years.

During Mercer's 2012 CIT Championship run, Esleeck teamed with fellow staff members to spearhead scouting efforts that helped the Bears hold an upper hand on opponents. Mercer completed that season with five-straight wins en route to the league's first postseason victory.

As Gardner-Webb's recruiting coordinator in 2009-10, Esleeck brought in three players ranked among ESPN's top 150 players at their respective positions. Players signed by the Runnin' Bulldogs under Esleeck's tenure included 2007-08 A-Sun "Player of the Year" Thomas Sanders, A-Sun "All-Freshman selection Nate Blank, ESPN the Magazine Academic All-American Aaron Linn and Big South Conference All-Freshman player Joshua Henley

(who was also the nation's top freshman rebounder in 2008-09).

Those recruits, along with other Esleeck-mentored players helped lead Gardner-Webb to a series of unprecedented success, including knocking off then No. 20 ranked Kentucky during the 2007-08 season.

Prior to joining the Gardner-Webb staff, Esleeck was the director of men's basketball operations at UNC-Greensboro (2005-06) and served as both a strength and conditioning intern (2004-05) and a junior varsity coach (2003-04) at the University of North Carolina-Chapel Hill. His coaching roots at the high school level and as a camp coach/clinician date back to 2001.

Esleeck's addition to the Bears' staff also marked his return to the Atlantic Sun Conference, of which Gardner-Webb was a member until the 2008-09 season when the school moved over to the Big South Conference.

Esleeck earned his bachelor's degree from UNC-Chapel Hill in May 2005, with a double major in business administration and American history. He also holds an MBA from Gardner-Webb.

Esleeck is married to the former Ashley Neighbors. The couple reside in Macon.





assistant coach

JAKE  
NELP

FIFTH SEASON  
COLORADO STATE, '01



Jake Nelp joined the Mercer men's basketball staff for the 2010-11 season, bringing a diverse and successful resumé to the fold.

Nelp's cerebral approach to the game has helped usher in an era of prosperity for the team that has seen the Orange and Black rack up 93 wins in comparison with only 50 losses. He's been key in rapid development of the program that has resulted in the school's three-straight 20-win seasons, most recently capped by a 27-9 campaign that featured a 78-71 upset of No. 6 Duke in the NCAA Tournament second round.

The Duke victory was the latest in a string of postseason success for Nelp's Mercer teams, as the Bears have also claimed victories in the NIT and CIT Tournaments over the last three seasons.

Nelp has also helped cement Mercer's reputation as a bona fide giant killer – directing and assisting scouting efforts that have led to nine high major wins over the likes of Duke, Ole Miss, Seton Hall, Tennessee, Alabama, Florida State, Georgia Tech and Auburn.

Over the past three years, Nelp's leadership has helped the Bears raise banners for the 2012 CollegelInsider.com Tournament Championship, 2013 Atlantic Sun Regular Season Championship, 2013 National Invitational Tournament (NIT) Round of 16, 2014 Atlantic Sun Regular Season Co-Championship, 2014 Atlantic Sun Tournament Championship and 2014 NCAA Tournament Round of 32.

Prior to coming to Macon, Nelp spent the past two seasons (2008-10) as the Basketball Technology Assistant at Marquette University in Milwaukee, Wis. As a member of the Golden Eagles' staff, he assisted with the day-to-day operations of the hoops office. With an expertise in the technological demands of the

college basketball today, Nelp focused his energies on opponent scouting and film exchange.

Prior to taking his talents to Marquette, Nelp served as the video coordinator for the University of Arkansas women's basketball program, the first person to serve in that position on a full-time basis, in 2007-08. While at UA, he assisted with the day-to-day needs of the Razorback's opponent scouting.

From 2005-07, the native of the "Hoosier State" was a men's basketball assistant coach at Indiana Wesleyan University. With Nelp on staff, IWU had one of its best-ever seasons with a 30-5 mark, NAIA Elite Eight appearance and ascending to a ranking as high as No. 3 in the nation during the season. The Wildcats set school records each season for most conference wins and, for his part, Nelp was named as the top NAIA assistant coach by INBNews.com.

Nelp is a 2001 graduate of Colorado State University, where he earned his bachelor's degree in history. Nelp had the opportunity to work with CSU coach Buzz Williams, serving as the Rams' student assistant (1999-2002) and director of basketball operations (2003-04).

Nelp gained international experience, working as the assistant to the general manager of the 08 Stockholm Human Rights Basketball Club for the 2003-04 season.

Nelp's wife, Angie, was an outstanding player for Colorado State's women's basketball team. She currently serves as an Assistant Coach with the Mercer women's basketball team. The couple have two sons, J.J. and Louis.





director of operations  
**JONATHAN  
HOWARD**

FOURTH SEASON  
OKLAHOMA, '06



Jonathan Howard became the Bears' Director of Basketball Operations in the summer of 2011. He is responsible for a myriad of duties, not the least of which is handling day-to-day office operations, travel plans and meal arrangements for Mercer men's basketball.

During Howard's first three seasons with the team, his coordinating efforts have helped Mercer book 30 road wins. In addition to his in-season responsibilities, Howard also helps promote and assist the annual Bob Hoffman Basketball Camps.

Last August, Howard helped coordinate the team's international trip to Germany and Lithuania. At the start of the 2014-15 season, Howard will play a key organizational role as the squad travels to Anchorage for the Great Alaskan Shootout.

In his time at Mercer, Howard has crisscrossed the nation with the team, administering trips to Colorado, Connecticut, Indiana, Missouri, New Jersey, New Mexico, Ohio, Oklahoma, Texas, the US Virgin Islands, Utah and a myriad of Southeastern states.

Howard was with the Mercer program, serving as the team's chaplain and volunteer graduate manager from 2009-11, as well. Among his duties were leading team devotionals, as well as assisting with game-day operations, laundry and practice, among other responsibilities.

Howard has also worked numerous youth summer camps and as a recreation intern in various church ministries over the years.

Howard earned his bachelor's degree in communications, with a minor in history, from Oklahoma University in 2006. He also earned his Masters of Divinity from New Orleans Baptist Theological Seminary in 2011.

Howard and his wife, Mandie, were married in July of 2007. The couple reside in Macon with their daughter Lauren and son Brady.





athletic trainer  
**BRAD  
CROWE**

THIRD SEASON



Brad Crowe came on board as an Assistant Director of Sports Medicine in the summer of 2012 to work primarily with the men's basketball team.

Crowe's arrival at Mercer came after spending two years as a Graduate Assistant Athletic Trainer at Louisiana Tech. While with the Bulldogs, he served the men's basketball, football, and golf teams as one of the primary provider of prevention, evaluation, treatment, and rehabilitation of injuries.

Crowe is a professional member of the National Athletic Trainers' Association, the Louisiana Athletic Trainers' Association, and the Michigan Athletic Trainers' Association. He holds professional certifications in CPR/AED Professional Rescuer, and Bloodborne Pathogen Training.

Crowe holds his Bachelor's of Science in Movement Science-Athletic Training from Grand Valley State University, and a Masters of Science in Kinesiology-Sports Performance from Louisiana Tech University.



strength & conditioning  
**JON  
MANGEL**

THIRD SEASON



Jon Mangel enters his third season as the strength and conditioning coach at Mercer University.

Mangel, who oversees the strength and conditioning program for Mercer Athletics, works primarily with the football, men's basketball and women's basketball programs. He also played an instrumental role in the design of the Homer and Ruth Drake Fieldhouse weight room.

Prior to Mercer, Mangel worked at Southern Conference member Wofford College for two years. He started at Wofford as a strength and conditioning intern, but was eventually promoted to a full-time assistant.

While at Wofford, Mangel was the primary contact for the baseball, men's soccer, women's golf, men's tennis and cross country programs, while also assisting with men's and women's basketball teams, volleyball team and the 2010 SoCon Champion football program.



graduate assistant  
**JASON  
EAKER**

SECOND SEASON



graduate assistant  
**KEVIN  
CANEVARI**

FIRST SEASON



graduate assistant  
**WILL  
DYER**

SECOND SEASON



student manager  
**KELLY  
GNO**

SECOND SEASON



graduate assistant  
**MATT  
BROWNBACK**

SECOND SEASON





voice of the bears

RICK  
CAMERON

TENTH SEASON



Rick Cameron, the “Voice of the Bears”, is in his 10th year calling the play-by-play for the university, with over 250 games under his belt court side.

In addition to Mercer men’s hoops, Cameron also calls the action for the university’s women’s basketball and football teams. This past fall, Cameron called his 400th career Mercer event as the football team defeated Austin Peay 49-21 on Oct. 11.

Cameron, who is also Mercer’s senior assistant vice president for marketing and communications, returned to the broadcast booth for three men’s basketball games in 2005 after originally doing radio play-by-play in the late 1970s and 1980s. Beginning with the 2006-2007 season, Cameron became the fulltime “Voice of the Bears.”

Prior to taking over the reigns of the radio broadcasts, Cameron was the longtime public address announcer for the basketball teams. Cameron is the Marketing Communications liaison for the School of Medicine and the Athletics Department.

Among his responsibilities are helping facilitate special events and serving as editor of This Week@Mercer, an internal electronic newsletter, The Mercerian alumni magazine and the university commencement program. He also maintains the University web calendar.

Cameron also hosts the television show “Inside Mercer Basketball” on Cox cable, reaching an audience in six states and 12 million homes. This year, he’s also in his third season of “The Bob Hoffman Radio Show”, an open-forum question and answer program.



Before coming to Mercer, Cameron was a publisher and editor of three newspapers in Georgia and Alabama for more than 14 years, winning awards from the Georgia Press Association for both editorial and sports articles. He began his career in radio in 1975, serving for seven years as a news editor, announcer, and sports announcer, including football and basketball play-by-play, at two stations in Georgia. His wife, Myra, serves as administrative/eligibility coordinator in the Athletics Department. They have two grown daughters and five grandchildren.



# 2014-15 MERCER BASKETBALL ROSTERS

## ALPHABETICAL ROSTER

| No. | Name              | Pos. | Ht.  | Wt. | Cl.   | Hometown/High School   |
|-----|-------------------|------|------|-----|-------|--|
| 32  | James Bento       | F    | 6-6  | 195 | So.   | Houston, Texas / Woodlands Christian Academy                   |
| 25  | Lawrence Brown    | G    | 6-5  | 210 | R-So. | Kansas City, Mo. / The Barstow School                          |
| 34  | Jibri Bryan       | G    | 6-3  | 180 | Jr.   | Savannah, Ga. / Benedictine Military School                    |
| 55  | Andrew Fishler    | C    | 7-1  | 218 | Jr.   | Cumming, Ga. / Forsyth Central High (Gulf Coast State College) |
| 14  | T.J. Hallice      | F    | 6-9  | 205 | Sr.   | Weddington, N.C. / Fishburne Military School                   |
| 15  | Stephon Jelks     | F    | 6-6  | 225 | Fr.   | Marietta, Ga. / North Cobb Christian School                    |
| 1   | Phillip Leonard   | G    | 6-2  | 200 | Jr.   | Tulsa, Okla. / Union HS  |
| 5   | Jestin Lewis      | G    | 6-1  | 170 | Jr.   | Richmond, Va. / John Marshall HS (Wallace State CC)            |
| 3   | Tyre Moore        | G    | 6-4  | 180 | Fr.   | Charleston, S.C. / Academic Magnet School                      |
| 12  | John Mosser       | G    | 6-4  | 210 | So.   | Cary, N.C. / Green Hope HS                                     |
| 22  | Darious Moten     | F    | 6-6  | 195 | Sr.   | Bowdon, Ga. / Bowdon HS  |
| 52  | Niklas Ney        | F    | 6-10 | 260 | Fr.   | Berlin, Germany / Schul-und Leistungssportzentrum              |
| 10  | Ike Nwamu         | G    | 6-5  | 205 | Jr.   | Greensboro, N.C. / Westchester Country Day                     |
| 2   | Matt Panaggio     | G    | 6-3  | 185 | R-Fr. | Daytona Beach, Fla. / Worcester Academy                        |
| 0   | Desmond Ringer    | F    | 6-9  | 255 | So.   | McDonough, Ga. / Eagle's Landing HS (South Carolina)           |
| 23  | Demetre Rivers    | G    | 6-8  | 180 | Fr.   | Goose Creek, S.C. / Stratford HS                               |
| 11  | Jordan Strawberry | G    | 6-1  | 175 | Fr.   | Santa Ana, Calif. / Mater Dei HS (South Kent School)           |

**Head Coach:** Bob Hoffman (Oklahoma Baptist, 1979)

**Associate Head Coach:** Spencer Wright (Oklahoma Baptist, 1995)

**Associate Head Coach:** Doug Esleek (North Carolina, 2005)

**Assistant Coach:** Jake Nelp (Colorado State, 2001)

**Director of Basketball Operations:** Jonathan Howard (Oklahoma, 2006)

## NUMERICAL ROSTER

| No. | Name              | Pos. | Ht.  | Wt. | Cl.   | Hometown/Previous School                                       |
|-----|-------------------|------|------|-----|-------|--|
| 0   | Desmond Ringer    | F    | 6-9  | 255 | So.   | McDonough, Ga. / Eagle's Landing HS (South Carolina)           |
| 1   | Phillip Leonard   | G    | 6-2  | 200 | Jr.   | Tulsa, Okla./Union HS  |
| 2   | Matt Panaggio     | G    | 6-3  | 185 | R-Fr. | Daytona Beach, Fla. / Worcester Academy                        |
| 3   | Tyre Moore        | G    | 6-4  | 180 | Fr.   | Charleston, S.C. / Academic Magnet School                      |
| 5   | Jestin Lewis      | G    | 6-1  | 170 | Jr.   | Richmond, Va. / John Marshall HS (Wallace State CC)            |
| 10  | Ike Nwamu         | G    | 6-5  | 205 | Jr.   | Greensboro, N.C. / Westchester Country Day                     |
| 11  | Jordan Strawberry | G    | 6-1  | 175 | Fr.   | Santa Ana, Calif. / Mater Dei HS (South Kent School)           |
| 12  | John Mosser       | G    | 6-4  | 210 | So.   | Cary, N.C. / Green Hope HS                                     |
| 14  | T.J. Hallice      | F    | 6-9  | 205 | Sr.   | Weddington, N.C. / Fishburne Military School                   |
| 15  | Stephon Jelks     | F    | 6-6  | 225 | Fr.   | Marietta, Ga. / North Cobb Christian School                    |
| 22  | Darious Moten     | F    | 6-6  | 195 | Sr.   | Bowdon, Ga. / Bowdon HS  |
| 23  | Demetre Rivers    | G    | 6-8  | 180 | Fr.   | Goose Creek, S.C. / Stratford HS                               |
| 25  | Lawrence Brown    | G    | 6-5  | 210 | R-So. | Kansas City, Mo. / The Barstow School                          |
| 32  | James Bento       | F    | 6-6  | 195 | So.   | Houston, Texas / Woodlands Christian Academy                   |
| 34  | Jibri Bryan       | G    | 6-3  | 180 | Jr.   | Savannah, Ga. / Benedictine Military School                    |
| 52  | Niklas Ney        | F    | 6-10 | 260 | Fr.   | Berlin, Germany / Schul-und Leistungssportzentrum              |
| 55  | Andrew Fishler    | C    | 7-1  | 218 | Jr.   | Cumming, Ga. / Forsyth Central High (Gulf Coast State College) |

### Pronunciation Guide

|     |                |                    |
|-----|----------------|--------------------|
| 32  | James Bento    | ben-TOE            |
| 34  | Jibri Bryan    | jib-BREE           |
| 14  | T.J. Hallice   | hal-iss            |
| 12  | John Mosser    | mow-SURE           |
| 20  | Thomas Massey  | mass-ey            |
| 3   | Tyre Moore     | Tie-rei            |
| 22  | Darious Moten  | DARE-ey-US MOW-ten |
| 52  | Niklas Ney     | Nigh               |
| 10  | Ike Nwamu      | Whom-ew            |
| 2   | Matt Panaggio  | Pan-ah-gee-oh      |
| 23  | Demetre Rivers | Dem-eat-TREE       |
| AHC | Doug Esleek    | Ess-lick           |

### By Class

|                    |    |
|--------------------|----|
| Seniors            | 2  |
| Juniors            | 5  |
| Sophomores         | 4  |
| Freshmen           | 7  |
| <b>By Position</b> |    |
| Guard              | 10 |
| Forward            | 7  |
| Center             | 1  |

### By Height

|      |   |
|------|---|
| 6-1  | 2 |
| 6-2  | 1 |
| 6-3  | 2 |
| 6-4  | 2 |
| 6-5  | 2 |
| 6-6  | 3 |
| 6-8  | 2 |
| 6-9  | 2 |
| 6-10 | 1 |
| 7-1  | 1 |

### By State/Country

|                |   |
|----------------|---|
| California     | 1 |
| Florida        | 1 |
| Georgia        | 6 |
| Germany        | 1 |
| Missouri       | 1 |
| North Carolina | 3 |
| Oklahoma       | 1 |
| South Carolina | 2 |
| Texas          | 1 |
| Virginia       | 1 |



# 2014-15 MERCER BEARS



T.J. **HALLICE** #14

SENIOR  
FORWARD  
WEDDINGTON, N.C.  
FISHBURNE MILITARY SCHOOL



**2013-14**

Saw playing time in all 36 games, averaging 11.5 minutes per outing ... Scored 99 points and grabbed 85 rebounds ... Converted 41-of-70 field goal attempts for a .586 field goal percentage ... Netted five or more points in 10 games ... Grabbed five or more rebounds in five contests ... Scored eight points and grabbed four boards at Evansville (11/18) ... Chipped in eight points and eight rebounds in Mercer's win over Johnson & Wales (11/20) ... Registered seven points on 3-of-4 shooting in Mercer's overtime win against Denver (12/7) ... Hit all three field goal attempts for eight points at Lipscomb (1/18) ... Scored eight points, grabbed three rebounds and dished two assists against Northern Kentucky (2/16) ... Had eight points, three rebounds and a steal in Mercer's A-Sun Tournament victory over Jacksonville (3/4) ... Scored four crucial overtime points in Mercer's A-Sun Semifinal win versus USC Upstate (3/6).

**2012-13**

Had a breakout sophomore season, playing in all 36 games while averaging 14.7 minutes per game ... Led the team with a .538 field goal percentage ... Grabbed five or more rebounds on six occasions, including a career-high eight boards in Mercer's NIT win at Tennessee (3/20) ... Pulled down at least one rebound in 33 of 36 games ... Registered career scoring high with nine high in points in the season opener against Sewanee (11/10) ... Collected six points and six rebounds against Oglethorpe (11/12) ... Scored four points and pulled down two rebounds in Mercer's Paradise Jam opener against George Mason (11/16) ... Played a career-high 22 minutes and responded by tying career-highs with nine points and six rebounds (11/19) ... Scored seven points and pulled down three rebounds at No. 23 New Mexico (11/28) ... Grabbed four rebounds in Mercer's win at Florida State (12/2) ... Hit his first collegiate three pointer and scored seven points at Chattanooga (12/16) ... Hit a three and scored five total points at Georgia (12/18) ... Played 24 minutes with six points and three rebounds at Kennesaw State (1/5) ... Played a career-high 30 minutes with two points and five rebounds at North Florida (1/10) ... Scored eight points in 10 minutes off the bench against ETSU (1/17) ... Set a career-high with three steals to go along with four points against Jacksonville (2/7) ... Scored four with four rebounds at ETSU (2/16) ... Registered five points, three rebounds, two assists, two steals and a block against Lipscomb (2/21) ... Grabbed five boards and dished two assists versus Lipscomb (3/6) ... Career-high three assists versus USC Upstate (3/8).

**Hallice's Career Stats**

| Season  | gp-gs | min/avg   | Total  |      | 3-Point |      | F-Throws |      |     | Rebounds |     |     |     |    |     | Scoring |     |     |     |     |
|---------|-------|-----------|--------|------|---------|------|----------|------|-----|----------|-----|-----|-----|----|-----|---------|-----|-----|-----|-----|
|         |       |           | fg-fga | pct  | fg-fga  | pct  | ft-fa    | pct  | off | def      | tot | avg | pf  | fo | ast | to      | blk | stl | pts | avg |
| 2011-12 | 38-0  | 156/4.1   | 6-25   | .240 | 0-4     | .000 | 6-14     | .429 | 13  | 19       | 32  | 0.8 | 21  | 0  | 8   | 9       | 4   | 3   | 18  | 0.5 |
| 2012-13 | 36-0  | 536/14.9  | 43-80  | .538 | 3-12    | .250 | 21-44    | .477 | 30  | 55       | 85  | 2.4 | 63  | 2  | 27  | 24      | 16  | 9   | 110 | 3.1 |
| 2013-14 | 36-0  | 414/11.5  | 41-70  | .586 | 1-6     | .167 | 16-31    | .516 | 39  | 46       | 85  | 2.4 | 45  | 2  | 9   | 18      | 13  | 11  | 99  | 2.8 |
| TOTAL   | 110-0 | 1106/10.1 | 90-175 | .514 | 4-22    | .182 | 43-89    | .483 | 82  | 120      | 202 | 1.8 | 129 | 4  | 44  | 51      | 33  | 23  | 227 | 2.1 |

# HALLICE'S CAREER-HIGHS

Points: 9, 2x, vs. Wake Forest (11/19/12)  
 FG Made: 4, 4x, vs. Jacksonville (3/4/14)  
 FG Att: 6, 2x, vs. Johnson & Wales (11/20/13)  
 3-Point FGs: 1, 4x, vs. Reinhardt (11/13/13)  
 3-Point FGA: 2, 4x, vs. Reinhardt (11/13/13)  
 FT Made: 5, vs. Wake Forest (11/19/12)  
 FT Att: 6, 2x, vs. Northern Kentucky (2/16/14)  
 Rebounds: 8, vs. Johnson & Wales (11/20/13)  
 Assists: 3, vs. USC Upstate (3/8/13)  
 Blocks: 3, vs. Johnson & Wales (11/20/13)  
 Steals: 3, vs. Jacksonville (2/7/13)  
 Minutes: 30, at North Florida (1/10/13)

## High School

Played a fifth prep year at Fishburne Military School in Virginia ... A 2010 graduate of Matrolina Christian Academy, where he played two seasons ... Was coached by his father, Tim Hallice ... Earned team's Sixth Man award ... Was also twice selected team's MVP ... Two-time All-Metro Athletic Conference ... Averaged 19.3 points, 9.8 rebounds and 4.7 assists per game as a junior and senior ... Attended Tabernacle Christian as a freshman and sophomore ... Team won state 2A title his sophomore season ... An honor roll student all four years.


## Personal

Born January 25, 1992 in Indianapolis, Ind. ... Son of Tim and Robin Hallice ... Has three older sisters ... Was also recruited by UAB, Western Kentucky, The Citadel, UNLV, USC and VMI ... His father holds both the scoring and rebound records at New England College ... Favorite actor is Denzel Washington ... Favorite sports team is the Oklahoma City Thunder ... Has met Pro Football Hall of Fame quarterback Bart Starr ... Likes to eat a chicken sandwich for pre-game meals ... A sports management (business) major with a minor in physical education.



## 2013-14 Game-by-Game

| Opponent                | Date     | gs | min | Total  |     | 3-Pointers |      | Free throws |     | Rebounds |     |     |     | pf | a | t/o | blk | stl | pts | avg |
|-------------------------|----------|----|-----|--------|-----|------------|------|-------------|-----|----------|-----|-----|-----|----|---|-----|-----|-----|-----|-----|
|                         |          |    |     | fg-fga | pct | 3fg-fga    | pct  | ft-fa       | pct | off      | def | tot | avg |    |   |     |     |     |     |     |
| at Texas                | 11/08/13 | 16 | 0-1 | .000   | 0-0 | .000       | 0-0  | .000        | 2   | 4        | 6   | 6.0 | 0   | 1  | 2 | 0   | 0   | 0   | 0.0 |     |
| REINHARDT               | 11/13/13 | 18 | 1-2 | .500   | 1-2 | .500       | 2-2  | 1.000       | 2   | 2        | 4   | 5.0 | 2   | 0  | 3 | 0   | 0   | 5   | 2.5 |     |
| SETON HALL              | 11/16/13 | 6  | 0-1 | .000   | 0-1 | .000       | 0-0  | .000        | 0   | 0        | 0   | 3.3 | 0   | 0  | 0 | 0   | 0   | 0   | 1.7 |     |
| at University of Evansv | 11/18/13 | 18 | 4-5 | .800   | 0-1 | .000       | 0-0  | .000        | 2   | 2        | 4   | 3.5 | 2   | 1  | 0 | 0   | 1   | 8   | 3.3 |     |
| JOHNSON & WALES         | 11/20/13 | 15 | 4-6 | .667   | 0-0 | .000       | 0-0  | .000        | 3   | 5        | 8   | 4.4 | 2   | 0  | 1 | 3   | 0   | 8   | 4.2 |     |
| YALE                    | 11/23/13 | 11 | 0-0 | .000   | 0-0 | .000       | 2-2  | 1.000       | 0   | 3        | 3   | 4.2 | 2   | 0  | 1 | 1   | 0   | 2   | 3.8 |     |
| at Ohio                 | 11/26/13 | 22 | 1-3 | .333   | 0-1 | .000       | 0-1  | .000        | 1   | 0        | 1   | 3.7 | 1   | 0  | 0 | 0   | 0   | 2   | 3.6 |     |
| at Valparaiso           | 11/29/13 | 5  | 0-0 | .000   | 0-0 | .000       | 0-0  | .000        | 0   | 0        | 0   | 3.3 | 1   | 0  | 0 | 0   | 0   | 0   | 3.1 |     |
| at Oklahoma             | 12/02/13 | 9  | 0-1 | .000   | 0-0 | .000       | 0-0  | .000        | 2   | 1        | 3   | 3.2 | 1   | 1  | 0 | 0   | 0   | 0   | 2.8 |     |
| DENVER                  | 12/7/13  | 21 | 3-4 | .750   | 0-0 | .000       | 1-2  | .500        | 1   | 1        | 2   | 3.1 | 0   | 1  | 0 | 2   | 0   | 7   | 3.2 |     |
| ALCORN STATE            | 12/16/13 | 9  | 1-3 | .333   | 0-0 | .000       | 0-0  | .000        | 0   | 0        | 0   | 2.8 | 0   | 0  | 2 | 0   | 0   | 2   | 3.1 |     |
| at Ole Miss             | 12/22/13 | 6  | 0-1 | .000   | 0-0 | .000       | 0-0  | .000        | 2   | 3        | 5   | 3.0 | 0   | 0  | 0 | 0   | 0   | 0   | 2.8 |     |
| ST. ANDREWS             | 12/27/13 | 19 | 3-3 | 1.000  | 0-0 | .000       | 2-5  | .400        | 0   | 5        | 5   | 3.2 | 1   | 0  | 2 | 0   | 1   | 8   | 3.2 |     |
| at Jacksonville         | 12/30/13 | 5  | 0-1 | .000   | 0-1 | .000       | 0-0  | .000        | 0   | 1        | 1   | 3.0 | 2   | 0  | 0 | 0   | 0   | 0   | 3.0 |     |
| at North Florida        | 01/01/14 | 16 | 3-3 | 1.000  | 0-0 | .000       | 0-0  | .000        | 1   | 2        | 3   | 3.0 | 5   | 0  | 2 | 0   | 0   | 6   | 3.2 |     |
| USC UPSTATE             | 1/4/14   | 15 | 2-2 | 1.000  | 0-0 | .000       | 0-0  | .000        | 1   | 1        | 2   | 2.9 | 1   | 0  | 0 | 0   | 1   | 4   | 3.3 |     |
| ETSU                    | 1/6/14   | 11 | 0-1 | .000   | 0-0 | .000       | 0-2  | .000        | 0   | 1        | 1   | 2.8 | 4   | 0  | 1 | 1   | 0   | 0   | 3.1 |     |
| KENNESAW STATE          | 1/10/14  | 11 | 0-2 | .000   | 0-0 | .000       | 2-2  | 1.000       | 2   | 3        | 5   | 2.9 | 1   | 0  | 0 | 1   | 1   | 2   | 3.0 |     |
| at Northern Kentucky    | 1/16/14  | 15 | 2-2 | 1.000  | 0-0 | .000       | 0-0  | .000        | 2   | 0        | 2   | 2.9 | 0   | 1  | 0 | 0   | 0   | 4   | 3.1 |     |
| at Lipscomb             | 01/18/14 | 16 | 3-3 | 1.000  | 0-0 | .000       | 2-3  | .667        | 1   | 3        | 4   | 3.0 | 2   | 0  | 1 | 0   | 1   | 8   | 3.3 |     |
| FGCU                    | 1/23/14  | 5  | 0-1 | .000   | 0-0 | .000       | 0-0  | .000        | 0   | 1        | 1   | 2.9 | 0   | 0  | 0 | 0   | 0   | 0   | 3.1 |     |
| STETSON                 | 1/25/14  | 17 | 0-2 | .000   | 0-0 | .000       | 0-0  | .000        | 2   | 1        | 3   | 2.9 | 0   | 0  | 1 | 0   | 0   | 0   | 3.0 |     |
| at ETSU                 | 1/31/14  | 12 | 2-4 | .500   | 0-0 | .000       | 1-2  | .500        | 3   | 1        | 4   | 2.9 | 1   | 0  | 0 | 0   | 0   | 5   | 3.1 |     |
| at USC Upstate          | 02/02/14 | 13 | 2-2 | 1.000  | 0-0 | .000       | 0-0  | .000        | 3   | 0        | 3   | 2.9 | 5   | 0  | 0 | 1   | 1   | 4   | 3.1 |     |
| at Kennesaw State       | 02/07/14 | 3  | 0-0 | .000   | 0-0 | .000       | 0-0  | .000        | 1   | 0        | 1   | 2.8 | 0   | 0  | 0 | 1   | 0   | 0   | 3.0 |     |
| LIPSCOMB                | 2/14/14  | 11 | 2-3 | .667   | 0-0 | .000       | 0-1  | .000        | 2   | 1        | 3   | 2.8 | 0   | 0  | 2 | 2   | 0   | 4   | 3.0 |     |
| NORTHERN KENTUCKY       | 2/16/14  | 19 | 2-3 | .667   | 0-0 | .000       | 4-6  | .667        | 3   | 0        | 3   | 2.9 | 2   | 2  | 0 | 0   | 2   | 8   | 3.2 |     |
| at FGCU                 | 02/21/14 | 7  | 0-2 | .000   | 0-0 | .000       | 0-0  | .000        | 0   | 1        | 0   | 1   | 2.8 | 1  | 1 | 0   | 0   | 0   | 3.1 |     |
| at Stetson              | 2/23/14  | 10 | 0-0 | .000   | 0-0 | .000       | 0-0  | .000        | 0   | 0        | 0   | 2.7 | 0   | 0  | 0 | 1   | 0   | 0   | 3.0 |     |
| NORTH FLORIDA           | 02/27/14 | 9  | 0-0 | .000   | 0-0 | .000       | 0-0  | .000        | 0   | 1        | 1   | 2.6 | 1   | 0  | 0 | 0   | 0   | 0   | 2.9 |     |
| JACKSONVILLE            | 3/1/14   | 2  | 0-0 | .000   | 0-0 | .000       | 0-1  | .000        | 0   | 1        | 1   | 2.6 | 0   | 0  | 0 | 0   | 0   | 0   | 2.8 |     |
| JACKSONVILLE            | 3/4/14   | 18 | 4-5 | .800   | 0-0 | .000       | 0-1  | .000        | 1   | 2        | 3   | 2.6 | 2   | 0  | 0 | 0   | 1   | 8   | 3.0 |     |
| USC UPSTATE             | 3/6/14   | 12 | 2-2 | 1.000  | 0-0 | .000       | 0-1  | .000        | 1   | 0        | 1   | 2.5 | 2   | 0  | 0 | 0   | 1   | 4   | 3.0 |     |
| at FGCU                 | 3/9/14   | 1  | 0-0 | .000   | 0-0 | .000       | 0-0  | .000        | 0   | 0        | 0   | 2.5 | 1   | 0  | 0 | 0   | 0   | 0   | 2.9 |     |
| vs Duke                 | 3/21/14  | 3  | 0-1 | .000   | 0-0 | .000       | 0-0  | .000        | 0   | 0        | 0   | 2.4 | 1   | 0  | 0 | 0   | 0   | 0   | 2.8 |     |
| vs Tennessee            | 3/23/14  | 8  | 0-1 | .000   | 0-0 | .000       | 0-0  | .000        | 0   | 1        | 1   | 2.4 | 2   | 1  | 0 | 0   | 1   | 0   | 2.8 |     |
| Totals                  |          | 0  | 414 | 41-70  | 586 | 1-6        | .167 | 16-31       | 516 | 39       | 46  | 85  | 2.4 | 45 | 9 | 18  | 13  | 11  | 99  | 2.8 |



**DARIOUS  
MOTEN** #22

SENIOR  
FORWARD  
BOWDON, GA.  
BOWDON HS



**2013-14**

Enjoyed a breakout junior season, playing in 35 of 36 games while averaging 12.2 minutes per appearance ... Posted averages of 4.8 points and 1.8 rebounds per game ... Also handed out 19 assists and blocked 11 shots ... Converted 63-of-114 field goal attempts for a .553 field goal percentage ... Scored in double figures five times, including three-straight games between Feb. 2-14 ... Netted a career-high 21 points and grabbed seven rebounds in 16 minutes at North Florida (1/1) ... Hit all six shots he took en route to 15 points against Stetson (1/25) ... Scored 10 points before fouling out at USC Upstate (2/2) ... Scored 10 points on 3-of-6 shooting at Kennesaw State (2/7) ... Registered 13 points, four rebounds, a steal and an assist against Lipscomb (2/14) ... Scored five points and pulled down two rebounds in Mercer's A-Sun Championship victory at Florida Gulf Coast (3/9).

**2012-13**

Played in 32 games, averaging 5.0 minutes per game ... Scored in 14 games, including five or more points in five games ... Booked six points and had four rebounds in Mercer's season opener against Sewanee (11/10) ... Scored three points and set career-highs with six rebounds and two blocks against Oglethorpe (11/12) ... Played two minutes in Mercer's Paradise Jam opener against George Mason (11/16) ... Scored a career-high eight points on three-of-five shooting against Illinois-Chicago (11/17) ... Netted two points in nine minutes against Furman (11/25) ... Hit one free throw and scored one point at Denver (12/5) ... Scored five points, including perfect three-of-three shooting against Alabama A&M (12/8) ... Grabbed at rebound at Chattanooga (12/16) ... Notched an assist at Georgia (12/18) ... Crammed a dunk and grabbed two rebounds at Alabama (12/22) ... Collected one rebound, one steal and an assist at North Florida (1/10) ... Scored three points, including an electric alley-oop slam in Mercer's win over USC Upstate (1/19) ... Tallied an assist and a rebound at Northern Kentucky (1/24) ... Grabbed a board in Mercer's overtime win against Jacksonville (2/7) ... Scored four points, grabbed a rebound and blocked one shot versus Lipscomb (2/21) ... Hit a jumper versus Northern Kentucky (2/23) ... Scored three on an old-fashioned three-point play at FGCU (2/28).

**2011-12**

Saw action in 23 games, logging an average of two minutes per appearance ... Grabbed two rebounds in three minutes against No. 25 Missouri ... Dished an assist against Sam Houston State (11/21) ... Scored first collegiate career points against Niagara, finishing 1-for-1 from the floor with two points (11/22) ... Crammed a fast-break dunk at Stetson (1/28) ... Hit first career free throw and grabbed a rebound at Jacksonville (2/18) ... Played a season-high six minutes at Belmont (2/25).

**Moten's Career Stats**

| Season  | gp-gs |    | Total  |      | 3-Point |      | F-Throws |      | Rebounds |     |      |     | Scoring |    |     |    |     |     |     |     |   |     |     |
|---------|-------|----|--------|------|---------|------|----------|------|----------|-----|------|-----|---------|----|-----|----|-----|-----|-----|-----|---|-----|-----|
|         | gp    | gs | fg-fga | pct  | fg-fga  | pct  | ft-fa    | pct  | off      | def | tot  | avg | pf      | fo | ast | to | blk | stl | pts | avg |   |     |     |
| 2011-12 | 23    | 0  | 46     | 2.0  | 2       | .182 | 0        | .000 | 1        | 3   | .333 | 5   | 0       | 5  | 0.2 | 3  | 0   | 1   | 3   | 2   | 0 | 5   | 0.2 |
| 2012-13 | 32    | 0  | 161    | 5.0  | 15      | .292 | 1        | .250 | 17       | 22  | .773 | 13  | 12      | 25 | 0.8 | 11 | 0   | 8   | 9   | 4   | 2 | 48  | 1.5 |
| 2013-14 | 35    | 0  | 427    | 12.2 | 63      | .553 | 7        | .269 | 34       | 54  | .630 | 28  | 34      | 62 | 1.8 | 34 | 1   | 25  | 19  | 11  | 5 | 167 | 4.8 |
| TOTAL   | 90    | 0  | 634    | 7.0  | 80      | .519 | 8        | .242 | 52       | 79  | .658 | 46  | 46      | 92 | 1.0 | 48 | 1   | 34  | 31  | 17  | 7 | 220 | 2.4 |

# MOTEN'S CAREER-HIGHS

Points: 21, at North Florida (1/1/14)  
 FG Made: 8, at North Florida (1/1/14)  
 FG Att: 10, at North Florida (1/1/14)  
 3-Point FGs: 2, at North Florida (1/1/14)  
 3-Point FGA: 3, at North Florida (1/1/14)  
 FT Made: 4, at Kennesaw State (2/7/14)  
 FT Att: 7, at Kennesaw State (2/7/14)  
 Rebounds: 7, at North Florida (1/1/14)  
 Assists: 3, vs. Oglethorpe (11/12/12)  
 Blocks: 2, 2x, vs. Stetson (1/25/14)  
 Steals: 1, 7x, vs. North Florida (2/27/14)  
 Minutes: 21, vs. Lipscomb (2/14/14)

## 2010-11

Redshirted and did not play ... Named an A-Sun All-Academic Honoree.

## HIGH SCHOOL

A 2010 graduate of Bowden High School ... Coached by Vic Coggins ... Earned four varsity letters ... Named all-region and all-area as both a junior and senior ... Named all-state as a senior, as well as earning the Region and Area Player of the Year awards ... As a senior, led team to its first 20-win season in 16 years and a regional runner-up finish ... Also an outstanding track and cross country athlete for BHS ... As a senior in track, at state meet, placed fifth with 4x100 relay team, third in triple jump, third in 110 hurdles and fifth in discus ... Also a state qualifier in cross country ... National Honor Society member ... Played AAU ball for the CC Stars.

## PERSONAL

Son of Brian Moten and LaKeicia Denison ... Born August 9, 1992 in Carrollton, Ga. ... Is the oldest of four children in family ... Mother and father both played college basketball at the University of West Georgia ... Has an uncle who earned his Master's Degree in business from Mercer ... Was also recruited by Jacksonville State ... An engineering major.



# 2013-14 Game-by-Game

| Opponent                | Date     | gs | min  | Total  |      | 3-Pointers |      | Free throws |      | Rebounds |     |     | pf  | a  | t/o | blk | stl | pts | fg  |     |
|-------------------------|----------|----|------|--------|------|------------|------|-------------|------|----------|-----|-----|-----|----|-----|-----|-----|-----|-----|-----|
|                         |          |    |      | fg-fga | pct  | 3fg-fga    | pct  | ft-fta      | pct  | off      | def | tot |     |    |     |     |     |     |     | avg |
| at Texas                | 11/08/13 | 2  | 0-0  | .000   | 0-0  | .000       | 0-0  | .000        | 0    | 0        | 0   | 0.0 | 0   | 1  | 0   | 0   | 0   | 0   | 0   |     |
| REINHARDT               | 11/13/13 | 14 | 2-4  | .500   | 0-0  | .000       | 0-0  | .000        | 3    | 2        | 5   | 2.5 | 0   | 2  | 0   | 0   | 0   | 4   | 0   |     |
| SETON HALL              | 11/16/13 | 13 | 0-1  | .000   | 0-1  | .000       | 1-4  | .250        | 0    | 2        | 2   | 2.3 | 0   | 1  | 0   | 0   | 0   | 1   | 0   |     |
| at University of Evansv | 11/18/13 | 10 | 0-1  | .000   | 0-1  | .000       | 0-0  | .000        | 0    | 1        | 1   | 2.0 | 1   | 1  | 0   | 0   | 1   | 0   | 0   |     |
| JOHNSON & WALES         | 11/20/13 | 19 | 1-3  | .333   | 0-1  | .000       | 4-4  | 1.000       | 0    | 1        | 1   | 1.8 | 1   | 2  | 1   | 1   | 0   | 6   | 0   |     |
| YALE                    | 11/23/13 | 11 | 3-3  | 1.000  | 1-1  | 1.000      | 0-0  | .000        | 0    | 1        | 1   | 1.7 | 1   | 1  | 1   | 1   | 0   | 7   | 0   |     |
| at Ohio                 | 11/26/13 | 10 | 0-1  | .000   | 0-1  | .000       | 1-2  | .500        | 0    | 0        | 0   | 1.4 | 0   | 1  | 1   | 0   | 0   | 1   | 0   |     |
| at Valparaiso           | 11/29/13 | 4  | 1-2  | .500   | 0-0  | .000       | 0-0  | .000        | 0    | 0        | 0   | 1.3 | 0   | 0  | 0   | 0   | 0   | 2   | 0   |     |
| at Oklahoma             | 12/02/13 | 14 | 3-3  | 1.000  | 0-0  | .000       | 0-0  | .000        | 0    | 1        | 1   | 1.2 | 1   | 2  | 0   | 0   | 0   | 6   | 0   |     |
| DENVER                  | 12/7/13  | 1  | 0-0  | .000   | 0-0  | .000       | 0-0  | .000        | 0    | 0        | 0   | 1.1 | 1   | 0  | 2   | 0   | 0   | 0   | 0   |     |
| ALCORN STATE            | 12/16/13 | 10 | 1-2  | .500   | 0-0  | .000       | 0-0  | .000        | 0    | 1        | 1   | 1.1 | 0   | 1  | 2   | 0   | 0   | 2   | 0   |     |
| ST. ANDREWS             | 12/27/13 | 17 | 3-6  | .500   | 0-1  | .000       | 2-2  | 1.000       | 2    | 0        | 2   | 1.2 | 1   | 0  | 1   | 0   | 1   | 8   | 0   |     |
| at Jacksonville         | 12/30/13 | 16 | 0-1  | .000   | 0-0  | .000       | 0-0  | .000        | 0    | 2        | 2   | 1.2 | 0   | 1  | 0   | 0   | 0   | 0   | 0   |     |
| at North Florida        | 01/01/14 | 16 | 8-10 | .800   | 2-3  | .667       | 3-6  | .500        | 3    | 4        | 7   | 1.6 | 0   | 1  | 0   | 0   | 1   | 21  | 0   |     |
| USC UPSTATE             | 1/4/14   | 11 | 2-2  | 1.000  | 0-0  | .000       | 0-0  | .000        | 0    | 1        | 1   | 1.6 | 0   | 1  | 0   | 0   | 0   | 4   | 0   |     |
| ETSU                    | 1/6/14   | 11 | 1-1  | 1.000  | 0-0  | .000       | 1-2  | .500        | 1    | 1        | 2   | 1.6 | 1   | 0  | 0   | 2   | 0   | 3   | 0   |     |
| KENNESAW STATE          | 1/10/14  | 7  | 0-0  | .000   | 0-0  | .000       | 2-2  | 1.000       | 1    | 0        | 1   | 1.6 | 1   | 1  | 0   | 0   | 0   | 2   | 0   |     |
| at Northern Kentucky    | 1/16/14  | 6  | 0-2  | .000   | 0-1  | .000       | 0-2  | .000        | 1    | 1        | 2   | 1.6 | 0   | 0  | 0   | 1   | 0   | 0   | 0   |     |
| at Lipscomb             | 01/18/14 | 8  | 0-1  | .000   | 0-0  | .000       | 0-0  | .000        | 1    | 0        | 1   | 1.6 | 0   | 0  | 0   | 0   | 0   | 0   | 0   |     |
| FGCU                    | 1/23/14  | 13 | 2-3  | .667   | 1-2  | .500       | 0-0  | .000        | 1    | 1        | 2   | 1.6 | 0   | 0  | 1   | 0   | 0   | 5   | 0   |     |
| STETSON                 | 1/25/14  | 15 | 6-6  | 1.000  | 1-1  | 1.000      | 2-2  | 1.000       | 1    | 3        | 4   | 1.7 | 1   | 0  | 0   | 2   | 0   | 15  | 0   |     |
| at ETSU                 | 1/31/14  | 14 | 2-2  | 1.000  | 0-0  | .000       | 2-4  | .500        | 0    | 1        | 1   | 1.7 | 1   | 2  | 0   | 1   | 0   | 6   | 0   |     |
| at USC Upstate          | 02/02/14 | 15 | 4-6  | .667   | 1-1  | 1.000      | 1-2  | .500        | 1    | 1        | 2   | 1.7 | 5   | 0  | 1   | 0   | 0   | 10  | 0   |     |
| at Kennesaw State       | 02/07/14 | 16 | 3-6  | .500   | 0-2  | .000       | 4-7  | .571        | 1    | 1        | 2   | 1.7 | 1   | 0  | 1   | 0   | 0   | 10  | 0   |     |
| LIPSCOMB                | 2/14/14  | 21 | 5-7  | .714   | 0-0  | .000       | 3-4  | .750        | 2    | 2        | 4   | 1.8 | 3   | 1  | 2   | 0   | 1   | 13  | 0   |     |
| NORTHERN KENTUCKY       | 2/16/14  | 16 | 3-4  | .750   | 0-0  | .000       | 3-4  | .750        | 2    | 2        | 4   | 1.9 | 1   | 1  | 1   | 1   | 0   | 9   | 0   |     |
| at FGCU                 | 02/21/14 | 12 | 0-4  | .000   | 0-1  | .000       | 0-0  | .000        | 0    | 1        | 1   | 1.9 | 2   | 0  | 1   | 0   | 0   | 0   | 0   |     |
| at Stetson              | 2/23/14  | 12 | 3-4  | .750   | 0-0  | .000       | 0-2  | .000        | 0    | 1        | 1   | 1.8 | 1   | 0  | 1   | 1   | 0   | 6   | 0   |     |
| NORTH FLORIDA           | 02/27/14 | 10 | 2-3  | .667   | 0-0  | .000       | 0-0  | .000        | 2    | 0        | 2   | 1.8 | 1   | 1  | 2   | 0   | 1   | 4   | 0   |     |
| JACKSONVILLE            | 3/1/14   | 12 | 2-4  | .500   | 1-2  | .500       | 0-0  | .000        | 0    | 1        | 1   | 1.8 | 0   | 1  | 1   | 1   | 0   | 5   | 0   |     |
| JACKSONVILLE            | 3/4/14   | 18 | 2-7  | .286   | 0-1  | .000       | 2-2  | 1.000       | 1    | 1        | 2   | 1.8 | 1   | 1  | 0   | 0   | 0   | 6   | 0   |     |
| USC UPSTATE             | 3/6/14   | 19 | 1-6  | .167   | 0-2  | .000       | 2-2  | 1.000       | 1    | 0        | 1   | 1.8 | 2   | 2  | 0   | 0   | 0   | 4   | 0   |     |
| at FGCU                 | 3/9/14   | 13 | 2-4  | .500   | 0-1  | .000       | 1-1  | 1.000       | 2    | 0        | 2   | 1.8 | 4   | 0  | 0   | 0   | 0   | 5   | 0   |     |
| vs Duke                 | 3/21/14  | 8  | 1-2  | .500   | 0-1  | .000       | 0-0  | .000        | 0    | 1        | 1   | 1.8 | 1   | 0  | 0   | 0   | 0   | 2   | 0   |     |
| vs Tennessee            | 3/23/14  | 13 | 0-3  | .000   | 0-2  | .000       | 0-0  | .000        | 2    | 0        | 2   | 1.8 | 2   | 0  | 0   | 0   | 0   | 0   | 0   |     |
| Totals                  |          | 0  | 427  | 63-114 | .553 | 7-26       | .269 | 34-54       | .630 | 28       | 34  | 62  | 1.8 | 34 | 25  | 19  | 11  | 5   | 167 | 0   |



**JAMES  
BENTO**

**#32**

SOPHOMORE  
FORWARD  
HOUSTON, TEXAS  
WOODLANDS CHRISTIAN



### **2013-14**

Saw court time in 12 games, averaging 2.0 minutes per game ... Played four or more minutes on three occasions ... Pulled down two boards in collegiate debut against Reinhardt (11/13) ... Scored first collegiate points on a tip-in basket against Johnson & Wales (11/20) ... Scored two points in a victory over Kennesaw State (1/10) ... Collected two rebounds against Stetson (1/25).

### **HIGH SCHOOL**

Played football, basketball and baseball at Woodlands Christian Academy, earning four varsity letters in both basketball and baseball ... Collected Texas Association of Private and Parochial Schools (TAPPS) All-District honors in all four seasons and three TAPPS All-State selections ... Also earned a TAPPS All-Tournament nod and District 7-3A MVP honors after averaging 20.6 points, 9.4 rebounds, 3.1 blocks, 2.2 assists, and 2.6 steals per game as a senior ... Led Woodlands Christian Academy to a pair of state championships ... Also played under coach Angelo Ronderson with the Gulf Coast Blue Chips AAU program.

### **PERSONAL**

Full name is James Kirby Bento ... Born on June 28, 1994 in Laguna Hills, California ... Son of Teri and Joe Bento ... Has three brothers (Joseph – 24, Jack – 17, Josh – 10) and a sister Jessica (22) ... Earned Head of School academic honors while at Woodlands Christian ... Also recruited by Oral Roberts, UC-Sana Barbara and Hawaii ... Career goal is to be a doctor.



## **Bento's Career Stats**

| Season  | gp-gs | min/avg | Total  |      | 3-Point |      | F-Throws |      | Rebounds |     |     |     |    |    |     | Scoring |     |     |     |     |
|---------|-------|---------|--------|------|---------|------|----------|------|----------|-----|-----|-----|----|----|-----|---------|-----|-----|-----|-----|
|         |       |         | fg-fga | pct  | fg-fga  | pct  | ft-fa    | pct  | off      | def | tot | avg | pf | fo | ast | to      | blk | stl | pts | avg |
| 2013-14 | 12-0  | 24/2.0  | 2-6    | .333 | 0-0     | .000 | 0-0      | .000 | 4        | 5   | 9   | 0.8 | 5  | 0  | 1   | 0       | 0   | 0   | 4   | 0.3 |
| TOTAL   | 12-0  | 24/2.0  | 2-6    | .333 | 0-0     | .000 | 0-0      | .000 | 4        | 5   | 9   | 0.8 | 5  | 0  | 1   | 0       | 0   | 0   | 4   | 0.3 |

# BENTO'S CAREER-HIGHS

Points: 2, vs. Kennesaw State (1/10/14)

FG Made: 1, vs. Kennesaw State (1/10/14)

FG Att: 4, 2x, vs. Kennesaw State (1/10/14)

3-Point FGs: N/A

3-Point FGA: N/A

FT Made: N/A

FT Att: N/A

Rebounds: 2, 2x, vs. Stetson (1/25/14)

Assists: 1, at North Florida (1/1/14)

Blocks: N/A


Steals: N/A

Minutes: 4, 3x, vs. Stetson (1/25/14)

## 2013-14 Game-by-Game

| Opponent         | Date     | gs | min | Total  |      | 3-Pointers |      | Free throws |      | Rebounds |     |     |     | pts | avg |    |   |    |     |     |
|------------------|----------|----|-----|--------|------|------------|------|-------------|------|----------|-----|-----|-----|-----|-----|----|---|----|-----|-----|
|                  |          |    |     | fg-fga | pct  | 3fg-fga    | pct  | ft-fa       | pct  | off      | def | tot | avg |     |     | pf | a | to | blk | stl |
| REINHARDT        | 11/13/13 | 4  | 0-1 | .000   | 0-0  | .000       | 0-0  | .000        | 2    | 0        | 2   | 2.0 | 0   | 0   | 0   | 0  | 0 | 0  |     |     |
| JOHNSON & WALES  | 11/20/13 | 4  | 1-4 | .250   | 0-0  | .000       | 0-0  | .000        | 1    | 0        | 1   | 1.5 | 0   | 0   | 0   | 0  | 0 | 2  | 1.0 |     |
| YALE             | 11/23/13 | 1  | 0-0 | .000   | 0-0  | .000       | 0-0  | .000        | 0    | 0        | 0   | 1.0 | 0   | 0   | 0   | 0  | 0 | 0  | 0.7 |     |
| ST. ANDREWS      | 12/27/13 | 2  | 0-0 | .000   | 0-0  | .000       | 0-0  | .000        | 0    | 0        | 0   | 0.8 | 0   | 0   | 0   | 0  | 0 | 0  | 0.5 |     |
| at Jacksonville  | 12/30/13 | 1  | 0-0 | .000   | 0-0  | .000       | 0-0  | .000        | 0    | 1        | 1   | 0.8 | 0   | 0   | 0   | 0  | 0 | 0  | 0.4 |     |
| at North Florida | 01/01/14 | 3  | 0-0 | .000   | 0-0  | .000       | 0-0  | .000        | 1    | 0        | 1   | 0.8 | 4   | 1   | 0   | 0  | 0 | 0  | 0.3 |     |
| KENNESAW STATE   | 1/10/14  | 1  | 1-1 | 1.000  | 0-0  | .000       | 0-0  | .000        | 0    | 0        | 0   | 0.7 | 0   | 0   | 0   | 0  | 0 | 0  | 2   | 0.6 |
| STETSON          | 1/25/14  | 4  | 0-0 | .000   | 0-0  | .000       | 0-0  | .000        | 0    | 2        | 2   | 0.9 | 0   | 0   | 0   | 0  | 0 | 0  | 0.5 |     |
| at ETSU          | 1/31/14  | 0  | 0-0 | .000   | 0-0  | .000       | 0-0  | .000        | 0    | 1        | 1   | 0.9 | 0   | 0   | 0   | 0  | 0 | 0  | 0.4 |     |
| at USC Upstate   | 02/02/14 | 1  | 0-0 | .000   | 0-0  | .000       | 0-0  | .000        | 0    | 1        | 1   | 0.9 | 0   | 0   | 0   | 0  | 0 | 0  | 0.4 |     |
| LIPSCOMB         | 2/14/14  | 2  | 0-0 | .000   | 0-0  | .000       | 0-0  | .000        | 0    | 0        | 0   | 0.8 | 0   | 0   | 0   | 0  | 0 | 0  | 0.4 |     |
| at FGCU          | 02/21/14 | 1  | 0-0 | .000   | 0-0  | .000       | 0-0  | .000        | 0    | 0        | 0   | 0.8 | 1   | 0   | 0   | 0  | 0 | 0  | 0.3 |     |
| Totals           |          | 0  | 24  | 2-6    | .333 | 0-0        | .000 | 0-0         | .000 | 4        | 5   | 9   | 0.8 | 5   | 1   | 0  | 0 | 0  | 4   | 0.3 |





# LAWRENCE BROWN #25

R-SOPHOMORE  
GUARD  
KANSAS CITY, MO.  
THE BARSTOW SCHOOL



## 2013-14

Redshirted and did not play.

## 2012-13

Played in 21 games, averaging 3.1 minutes per out-  
ing ... Grabbed at least one rebound in nine games  
... Collected two rebounds, a block and a steal in col-  
legiate debut against Sewanee (11/10) ... Scored eight  
points on 3-of-4 shooting against Oglethorpe (11/12)  
... Was one-of-one from the floor for two points against  
Illinois-Chicago (11/17) ... Collected one rebound and  
one assist versus Furman (11/25) ... Dished two assists,  
had one rebound and one steal at No. 23 New Mexico  
(11/28) ... Secured one steal in four minutes of work at  
Florida State (12/2) ... Secured a rebound against Ala-  
bama A&M (12/8) ... Grabbed two rebounds in one minute at Georgia (12/18) ... Blocked three shots on  
one play and grabbed a rebound versus Lipscomb (3/6).



## HIGH SCHOOL

Earned four basketball letters and two soccer letters at The Barstow School in Kansas City, Missouri  
... Named first team All-District and first team All-State in his senior year while being coached by Jeff  
Boschee ... Also played under direction of coach Billy Thomas ... Picked up Crossroads All-Conference  
honors and All-Tournament team selections at both the Cass Midway Invitational Varsity Basketball  
Tournament and the Archie Tournament ... Appeared in the MOSports.com Super50 rankings three  
straight years ... Also spent time competing as a member of the Kansas City 76'ers AAU team for coach  
Victor Williams, helping the team rise as high as No. 15 in Five Star Basketball's national rankings in  
2011 ... Earned the Presidential Service Award.

## PERSONAL

Lawrence M.C. Brown was born on November 23, 1993 in Kansas City, Missouri ... Is the son of Tracey  
Davis ... Also recruited by UC-Davis, Oral Roberts and Missouri Kansas-City.

## Brown's Career Stats

| Season  | gp-gs | min/avg | Total  |      | 3-Point |       | F-Throws |      | Rebounds |     |     |     |    |    |     | Scoring |     |     |     |     |
|---------|-------|---------|--------|------|---------|-------|----------|------|----------|-----|-----|-----|----|----|-----|---------|-----|-----|-----|-----|
|         |       |         | fg-fga | pct  | fg-fga  | pct   | ft-fa    | pct  | off      | def | tot | avg | pf | fo | ast | to      | blk | stl | pts | avg |
| 2012-13 | 21-0  | 65/3.1  | 4-9    | .444 | 1-1     | 1.000 | 2-4      | .500 | 4        | 10  | 14  | 0.7 | 4  | 0  | 4   | 0       | 5   | 4   | 11  | 0.5 |
| TOTAL   | 21-0  | 65/3.1  | 4-9    | .444 | 1-1     | 1.000 | 2-4      | .500 | 4        | 10  | 14  | 0.7 | 4  | 0  | 4   | 0       | 5   | 4   | 11  | 0.5 |

# BROWN'S CAREER-HIGHS

Points: 8, vs. Oglethorpe (11/12/12)

FG Made: 3, vs. Oglethorpe (11/12/12)

FG Att: 4, vs. Oglethorpe (11/12/12)

3-Point FGs: 1, vs. Oglethorpe (11/12/12)

3-Point FGA: 1, vs. Oglethorpe (11/12/12)

FT Made: 1, 2x, vs. Kennesaw State (2/1/13)

FT Att: 2, 2x, vs. Kennesaw State (2/1/13)

Rebounds: 4, vs. Oglethorpe (11/12/12)

Assists: 2, at New Mexico (11/28/12)

Blocks: 3, vs. Lipscomb (3/6/13)

Steals: 1, 4x, at Florida State (12/2/12)

Minutes: 12, vs. Oglethorpe (11/12/12)

## 2012-13 Game-by-Game

| Opponent                | Date     | gs |     | Total  |      | 3-Pointers |       | Free throws |      | Rebounds |     |     |     | Other |   |    |     |     |     |     |
|-------------------------|----------|----|-----|--------|------|------------|-------|-------------|------|----------|-----|-----|-----|-------|---|----|-----|-----|-----|-----|
|                         |          |    | min | fg-fga | pct  | 3fg-fga    | pct   | ft-fa       | pct  | off      | def | tot | avg | pf    | a | to | blk | stl | pts | avg |
| SEWANEE                 | 11/10/12 | 8  | 0-2 | .000   | 0-0  | .000       | 0-0   | .000        | 1    | 1        | 2   | 2.0 | 0   | 0     | 0 | 1  | 1   | 0   | 0.0 |     |
| OGLETHORPE              | 11/12/12 | 12 | 3-4 | .750   | 1-1  | 1.000      | 1-2   | .500        | 2    | 2        | 4   | 3.0 | 0   | 1     | 0 | 1  | 1   | 1   | 8   | 4.0 |
| vs UIC                  | 11/17/12 | 4  | 1-1 | 1.000  | 0-0  | .000       | 0-0   | .000        | 0    | 0        | 0   | 2.0 | 0   | 0     | 0 | 0  | 0   | 0   | 2   | 3.3 |
| vs Wake Forest          | 11/19/12 | 0  | 0-0 | .000   | 0-0  | .000       | 0-0   | .000        | 0    | 0        | 0   | 1.5 | 0   | 0     | 0 | 0  | 0   | 0   | 0   | 2.5 |
| FURMAN                  | 11/25/12 | 6  | 0-0 | .000   | 0-0  | .000       | 0-0   | .000        | 0    | 1        | 1   | 1.4 | 0   | 1     | 0 | 0  | 0   | 0   | 0   | 2.0 |
| at New Mexico           | 11-28-12 | 2  | 0-0 | .000   | 0-0  | .000       | 0-0   | .000        | 0    | 1        | 1   | 1.3 | 0   | 2     | 0 | 0  | 0   | 1   | 0   | 1.7 |
| at Florida State        | 12/02/12 | 4  | 0-0 | .000   | 0-0  | .000       | 0-0   | .000        | 0    | 0        | 0   | 1.1 | 0   | 0     | 0 | 0  | 0   | 1   | 0   | 1.4 |
| at Denver               | 12/5/12  | 5  | 0-0 | .000   | 0-0  | .000       | 0-0   | .000        | 0    | 0        | 0   | 1.0 | 1   | 0     | 0 | 0  | 0   | 0   | 0   | 1.3 |
| ALABAMA A&M             | 12/8/12  | 8  | 0-2 | .000   | 0-0  | .000       | 0-0   | .000        | 0    | 1        | 1   | 1.0 | 0   | 0     | 0 | 0  | 0   | 0   | 0   | 1.1 |
| at Georgia              | 12/18/12 | 1  | 0-0 | .000   | 0-0  | .000       | 0-0   | .000        | 0    | 2        | 2   | 1.1 | 0   | 0     | 0 | 0  | 0   | 0   | 0   | 1.0 |
| STETSON                 | 12/31/12 | 0  | 0-0 | .000   | 0-0  | .000       | 0-0   | .000        | 0    | 0        | 0   | 1.0 | 0   | 0     | 0 | 0  | 0   | 0   | 0   | 0.9 |
| at Kennesaw State       | 1/5/13   | 1  | 0-0 | .000   | 0-0  | .000       | 0-0   | .000        | 0    | 0        | 0   | 0.9 | 0   | 0     | 0 | 0  | 0   | 0   | 0   | 0.8 |
| EAST TENNESSEE STAT     | 1/17/13  | 1  | 0-0 | .000   | 0-0  | .000       | 0-0   | .000        | 0    | 0        | 0   | 0.8 | 0   | 0     | 0 | 0  | 0   | 0   | 0   | 0.8 |
| USC UPSTATE             | 1/19/13  | 0  | 0-0 | .000   | 0-0  | .000       | 0-0   | .000        | 0    | 0        | 0   | 0.8 | 0   | 0     | 0 | 0  | 0   | 0   | 0   | 0.7 |
| at Northern Kentucky    | 1/24/13  | 1  | 0-0 | .000   | 0-0  | .000       | 0-0   | .000        | 0    | 0        | 0   | 0.7 | 1   | 0     | 0 | 0  | 0   | 0   | 0   | 0.7 |
| KENNESAW STATE          | 2/1/13   | 3  | 0-0 | .000   | 0-0  | .000       | 1-2   | .500        | 0    | 1        | 1   | 0.8 | 0   | 0     | 0 | 0  | 0   | 0   | 1   | 0.7 |
| at East Tennessee State | 02/16/13 | 1  | 0-0 | .000   | 0-0  | .000       | 0-0   | .000        | 0    | 0        | 0   | 0.7 | 0   | 0     | 0 | 0  | 0   | 0   | 0   | 0.6 |
| LIPSCOMB                | 2/21/13  | 4  | 0-0 | .000   | 0-0  | .000       | 0-0   | .000        | 0    | 0        | 0   | 0.7 | 0   | 0     | 0 | 0  | 0   | 0   | 0   | 0.6 |
| LIPSCOMB                | 3/6/13   | 2  | 0-0 | .000   | 0-0  | .000       | 0-0   | .000        | 1    | 0        | 1   | 0.7 | 1   | 0     | 0 | 3  | 0   | 0   | 0   | 0.6 |
| FLORIDA GULF COAST      | 3/9/13   | 1  | 0-0 | .000   | 0-0  | .000       | 0-0   | .000        | 0    | 1        | 1   | 0.7 | 0   | 0     | 0 | 0  | 0   | 0   | 0   | 0.6 |
| at BYU                  | 03/25/13 | 1  | 0-0 | .000   | 0-0  | .000       | 0-0   | .000        | 0    | 0        | 0   | 0.7 | 1   | 0     | 0 | 0  | 0   | 0   | 0   | 0.5 |
| Totals                  |          | 0  | 65  | 4-9    | .444 | 1-1        | 1.000 | 2-4         | .500 | 4        | 10  | 14  | 0.7 | 4     | 4 | 0  | 5   | 4   | 11  | 0.5 |





**JIBRI  
BRYAN** #34

JUNIOR  
GUARD  
SAVANNAH, GA.  
BENEDICTINE MILITARY SCHOOL



**2013-14**

Saw action in all 36 games, averaging 9.3 minutes per game ... Finished the season with averages of 3.6 points and 1.7 rebounds per game ... Reached a double figure scoring total in five games ... Hit multiple 3-pointers on seven occasions ... Finished just shy of a double-double with 10 points and nine rebound against Johnson & Wales (11/20) ... Knocked down 3-of-4 shots beyond the arc en route to 11 points versus Yale (11/23) ... Hit a pair of 3-pointers and was 6-of-6 at the free throw line against North Florida (1/1) ... Netted 16 points in just 18 minutes of work against ETSU (1/6) ... Chipped in 12 points, two assists and a rebound off the bench against Stetson (1/25).

**2012-13**

Played 19 games while battling injury ... Shot 45.5% from three-point range, connecting on 15-of-33 attempts ... Scored double figures twice, including 14 points against Wake Forest in the Paradise Jam (11/19) ... Scored five points and grabbed three rebounds in Mercer's season opener against Sewanee (11/10) ... Scored a team-high 12 points in Mercer's win over Oglethorpe (11/12) ... Pulled down three rebounds in Mercer's Paradise Jam opener against George Mason (11/16) ... Tied a career-best with three free throws made against Illinois-Chicago (11/17) ... Recorded two rebounds and a steal against Furman (11/25) ... Hit his only shot of the game for three points at No. 23 New Mexico (11/28) ... Scored four points and tallied a rebound and a steal at Florida State (12/2) ... Hit a free throw and grabbed three rebounds at Denver (12/5) ... Grabbed four rebounds and had a steal against Alabama A&M (12/8) ... Hit three three-pointers and grabbed three rebounds at Chattanooga (12/16) ... Grabbed one rebound at Georgia (12/18) ... Secured four rebounds in Mercer's win at Alabama (12/22) ... Scored five points and had second career block at Jacksonville (1/12) ... Hit a three in Mercer's win over ETSU (1/17) ... Grabbed a rebound vs. Lipscomb (3/6).

**2011-12**

Played in six games before suffering a season ending injury ... Granted a medical redshirt ... Averaged 13.0 minutes, 5.2 points and 3.2 rebounds in his six games ... Scored a team-high 19 points on 5-of-6 shooting from three-point range at No. 25 Missouri (11/14) ... Chipped in six points and five rebounds at



**Bryan's Career Stats**

| Season  | gp-gs | min/avg  | Total  |      | 3-Point |      | F-Throws |      | Rebounds |     |     |     | Scoring |    |     |    |     |     |     |     |
|---------|-------|----------|--------|------|---------|------|----------|------|----------|-----|-----|-----|---------|----|-----|----|-----|-----|-----|-----|
|         |       |          | fg-fga | pct  | fg-fga  | pct  | ft-fa    | pct  | off      | def | tot | avg | pf      | fo | ast | to | blk | stl | pts | avg |
| 2011-12 | 5-0   | 78/15.6  | 11-26  | .423 | 7-14    | .500 | 2-3      | .667 | 6        | 12  | 18  | 3.6 | 11      | 0  | 3   | 4  | 1   | 3   | 31  | 6.2 |
| 2012-13 | 19-0  | 187/9.8  | 18-52  | .346 | 15-33   | .455 | 8-14     | .571 | 3        | 32  | 35  | 1.8 | 17      | 1  | 2   | 10 | 1   | 9   | 59  | 3.1 |
| 2013-14 | 36-0  | 336/9.3  | 40-106 | .377 | 25-73   | .342 | 25-37    | .676 | 13       | 47  | 60  | 1.7 | 45      | 0  | 16  | 23 | 1   | 9   | 130 | 3.6 |
| TOTAL   | 60-0  | 601/10.0 | 69-184 | .375 | 47-120  | .392 | 35-54    | .648 | 22       | 91  | 113 | 1.9 | 73      | 1  | 21  | 37 | 3   | 21  | 220 | 3.7 |

# BRYAN'S CAREER-HIGHS

Points: 19, at Missouri (11/14/11)  
 FG Made: 7, at Missouri (11/14/11)  
 FG Att: 11, at Missouri (11/14/11)  
 3-Point FGs: 5, at Missouri (11/14/11)  
 3-Point FGA: 6, 2x, vs. Oglethorpe (11/12/12)  
 FT Made: 3, 2x, vs. Illinois-Chicago (11/17/12)  
 FT Att: 4, 2x, vs. Illinois-Chicago (11/17/12)  
 Rebounds: 6, vs. Sam Houston St. (11/21/11)  
 Assists: 2, at Missouri (11/14/11)  
 Blocks: 1, 2x, at Jacksonville (1/12/13)  
 Steals: 3, at Missouri (11/14/11)  
 Minutes: 23, at Missouri (11/14/11)



Furman (11/17) ... Connected on 1-of-2 three pointers versus Sam Houston State ... Knocked down one three against Niagara (11/22).

## 2010-11

Redshirted and did not play ... Named an A-Sun All-Academic Honoree.

## HIGH SCHOOL


A 2010 graduate of Benedictine Military School ... Coached by Jason Helton ... Three varsity seasons ... A stellar senior season yielded second team all-state, second team all-city and first team all-region honors and a trip to the North-South All-Star Game ... As a senior, helped his team also win the regular season regional title and advance to the Sweet 16 of state tournament for first time since 1977 ... As a junior, was first team all-city ... Sophomore season saw him earn second team all-region prestige ... Named team MVP as a sophomore and junior ... Scored over 1,500 points as a prep ... An Honor Roll student sophomore through senior years.

## PERSONAL

Son of Tyrone and Karen Byron ... Born August 24, 1992 in Savannah, Ga. ... Has one older brother ... Favorite athletes are Kobe Bryant and Paul Pierce, while favorite team is the Los Angeles Lakers ... Chose Mercer because of the academics, coaching staff and great environment ... Was also recruited by Georgia Southern, Jacksonville and Marshall ... An accounting major and management minor.

# 2013-14 Game-by-Game

| Opponent                | Date     | gs       | min        | Total         |             | 3-Pointers   |             | Free throws  |             | Rebounds  |           |           |            | pts       | avg       |           |          |          |            |            |
|-------------------------|----------|----------|------------|---------------|-------------|--------------|-------------|--------------|-------------|-----------|-----------|-----------|------------|-----------|-----------|-----------|----------|----------|------------|------------|
|                         |          |          |            | fg-fga        | pct         | 3fg-fga      | pct         | ft-fa        | pct         | off       | def       | tot       | avg        |           |           |           |          |          |            |            |
| at Texas                | 11/08/13 | 9        | 2-5        | 400           | 2-4         | 500          | 0-0         | .000         | 0           | 0         | 0         | 0.0       | 1          | 2         | 0         | 0         | 6        | 6.0      |            |            |
| REINHARDT               | 11/13/13 | 16       | 1-6        | .167          | 1-4         | .250         | 1-4         | .250         | 0           | 5         | 5         | 2.5       | 3          | 0         | 0         | 0         | 1        | 4        | 5.0        |            |
| SETON HALL              | 11/16/13 | 3        | 0-1        | .000          | 0-1         | .000         | 0-0         | .000         | 0           | 0         | 0         | 1.7       | 0          | 0         | 0         | 1         | 0        | 0        | 3.3        |            |
| at University of Evansv | 11/18/13 | 11       | 0-2        | .000          | 0-1         | .000         | 0-0         | .000         | 0           | 0         | 0         | 1.3       | 4          | 0         | 1         | 0         | 0        | 0        | 2.5        |            |
| JOHNSON & WALES         | 11/20/13 | 25       | 4-10       | 400           | 2-7         | .286         | 0-0         | .000         | 2           | 7         | 9         | 2.8       | 1          | 4         | 2         | 0         | 1        | 10       | 4.0        |            |
| YALE                    | 11/23/13 | 12       | 4-6        | .667          | 3-4         | .750         | 0-0         | .000         | 0           | 0         | 0         | 2.3       | 1          | 0         | 0         | 0         | 2        | 11       | 5.2        |            |
| at Ohio                 | 11/26/13 | 7        | 1-4        | .250          | 1-3         | .333         | 0-0         | .000         | 0           | 0         | 0         | 2.0       | 3          | 0         | 1         | 0         | 0        | 3        | 4.9        |            |
| at Valparaiso           | 11/29/13 | 4        | 0-0        | .000          | 0-0         | .000         | 0-0         | .000         | 0           | 1         | 1         | 1.9       | 1          | 0         | 1         | 0         | 0        | 0        | 4.3        |            |
| at Oklahoma             | 12/02/13 | 11       | 2-6        | .333          | 1-5         | .200         | 1-1         | 1.000        | 1           | 1         | 2         | 1.9       | 1          | 0         | 0         | 0         | 0        | 6        | 4.4        |            |
| DENVER                  | 12/7/13  | 1        | 0-1        | .000          | 0-1         | .000         | 0-0         | .000         | 1           | 0         | 1         | 1.8       | 0          | 0         | 0         | 0         | 0        | 0        | 4.0        |            |
| ALCORN STATE            | 12/16/13 | 6        | 0-1        | .000          | 0-1         | .000         | 3-4         | .750         | 0           | 2         | 2         | 1.8       | 4          | 0         | 1         | 0         | 0        | 0        | 3.9        |            |
| at Ole Miss             | 12/22/13 | 2        | 0-1        | .000          | 0-1         | .000         | 0-0         | .000         | 0           | 0         | 0         | 1.7       | 1          | 0         | 0         | 0         | 0        | 0        | 3.6        |            |
| ST. ANDREWS             | 12/27/13 | 19       | 2-7        | .286          | 1-5         | .200         | 3-4         | .750         | 1           | 1         | 2         | 1.7       | 1          | 1         | 0         | 0         | 0        | 8        | 3.9        |            |
| at Jacksonville         | 12/30/13 | 13       | 2-3        | .667          | 1-2         | .500         | 0-3         | .000         | 0           | 4         | 4         | 1.9       | 1          | 0         | 2         | 0         | 0        | 5        | 4.0        |            |
| at North Florida        | 01/01/14 | 10       | 2-5        | .400          | 2-4         | .500         | 6-6         | 1.000        | 1           | 2         | 3         | 1.9       | 3          | 0         | 0         | 0         | 0        | 12       | 4.5        |            |
| USC UPSTATE             | 1/4/14   | 2        | 0-1        | .000          | 0-1         | .000         | 0-0         | .000         | 0           | 0         | 0         | 1.8       | 0          | 0         | 0         | 0         | 0        | 0        | 4.3        |            |
| ETSU                    | 1/6/14   | 18       | 6-8        | .750          | 2-4         | .500         | 2-2         | 1.000        | 0           | 1         | 1         | 1.8       | 1          | 1         | 1         | 0         | 0        | 16       | 4.9        |            |
| KENNESAW STATE          | 1/10/14  | 12       | 2-9        | .222          | 2-5         | .400         | 0-0         | .000         | 0           | 1         | 1         | 1.7       | 3          | 0         | 0         | 0         | 0        | 6        | 5.0        |            |
| at Northern Kentucky    | 1/16/14  | 5        | 0-0        | .000          | 0-0         | .000         | 0-0         | .000         | 0           | 0         | 0         | 1.6       | 0          | 0         | 0         | 0         | 0        | 0        | 4.7        |            |
| at Lipscomb             | 01/18/14 | 9        | 0-0        | .000          | 0-0         | .000         | 1-2         | .500         | 0           | 1         | 1         | 1.6       | 0          | 1         | 1         | 0         | 0        | 1        | 4.6        |            |
| FGCU                    | 1/23/14  | 9        | 1-1        | 1.000         | 1-1         | 1.000        | 0-0         | .000         | 0           | 3         | 3         | 1.7       | 0          | 1         | 2         | 0         | 1        | 3        | 4.5        |            |
| STETSON                 | 1/25/14  | 16       | 3-6        | .500          | 2-5         | .400         | 4-4         | 1.000        | 0           | 1         | 1         | 1.6       | 2          | 2         | 3         | 0         | 0        | 12       | 4.8        |            |
| at ETSU                 | 1/31/14  | 5        | 1-2        | .500          | 1-2         | .500         | 0-0         | .000         | 0           | 0         | 0         | 1.6       | 1          | 1         | 0         | 0         | 0        | 3        | 4.7        |            |
| at USC Upstate          | 02/02/14 | 16       | 2-7        | .286          | 1-4         | .250         | 1-2         | .500         | 3           | 1         | 4         | 1.7       | 2          | 1         | 1         | 0         | 2        | 6        | 4.8        |            |
| at Kennesaw State       | 02/07/14 | 6        | 0-1        | .000          | 0-0         | .000         | 0-0         | .000         | 1           | 0         | 1         | 1.6       | 0          | 0         | 0         | 0         | 0        | 0        | 4.6        |            |
| LIPSCOMB                | 2/14/14  | 13       | 1-2        | .500          | 1-2         | .500         | 0-0         | .000         | 1           | 2         | 3         | 1.7       | 2          | 1         | 1         | 0         | 0        | 3        | 4.5        |            |
| NORTHERN KENTUCKY       | 2/16/14  | 12       | 0-2        | .000          | 0-2         | .000         | 0-0         | .000         | 0           | 4         | 4         | 1.8       | 2          | 1         | 0         | 0         | 1        | 0        | 4.4        |            |
| at FGCU                 | 02/21/14 | 10       | 0-0        | .000          | 0-0         | .000         | 0-0         | .000         | 1           | 1         | 2         | 1.8       | 2          | 0         | 0         | 0         | 0        | 0        | 4.2        |            |
| at Stetson              | 2/23/14  | 13       | 1-2        | .500          | 0-1         | .000         | 1-1         | 1.000        | 0           | 3         | 3         | 1.8       | 1          | 0         | 1         | 0         | 0        | 3        | 4.2        |            |
| NORTH FLORIDA           | 02/27/14 | 11       | 1-2        | .500          | 0-0         | .000         | 2-4         | .500         | 0           | 2         | 2         | 1.8       | 2          | 0         | 0         | 0         | 1        | 4        | 4.2        |            |
| JACKSONVILLE            | 3/1/14   | 10       | 0-0        | .000          | 0-0         | .000         | 0-0         | .000         | 0           | 0         | 0         | 1.8       | 2          | 0         | 1         | 0         | 0        | 0        | 4.0        |            |
| JACKSONVILLE            | 3/4/14   | 9        | 0-2        | .000          | 0-2         | .000         | 0-0         | .000         | 1           | 0         | 1         | 1.8       | 0          | 0         | 2         | 0         | 0        | 0        | 3.9        |            |
| USC UPSTATE             | 3/6/14   | 2        | 1-2        | .500          | 1-1         | 1.000        | 0-0         | .000         | 0           | 0         | 0         | 1.7       | 0          | 0         | 0         | 0         | 0        | 3        | 3.9        |            |
| at FGCU                 | 3/9/14   | 0        | 0-0        | .000          | 0-0         | .000         | 0-0         | .000         | 0           | 0         | 0         | 1.6       | 0          | 0         | 0         | 0         | 0        | 0        | 3.8        |            |
| vs Duke                 | 3/21/14  | 4        | 0-0        | .000          | 0-0         | .000         | 0-0         | .000         | 0           | 3         | 3         | 1.7       | 0          | 1         | 0         | 0         | 0        | 0        | 3.7        |            |
| vs Tennessee            | 3/23/14  | 5        | 1-1        | 1.000         | 0-0         | .000         | 0-0         | .000         | 0           | 1         | 1         | 1.7       | 0          | 0         | 0         | 0         | 0        | 2        | 3.6        |            |
| <b>Totals</b>           |          | <b>0</b> | <b>336</b> | <b>40-106</b> | <b>.377</b> | <b>25-73</b> | <b>.342</b> | <b>25-37</b> | <b>.676</b> | <b>13</b> | <b>47</b> | <b>60</b> | <b>1.7</b> | <b>45</b> | <b>16</b> | <b>23</b> | <b>1</b> | <b>9</b> | <b>130</b> | <b>3.6</b> |



**PHILLIP LEONARD** #1

JUNIOR  
GUARD  
TULSA, OKLA.  
UNION HS



**2013-14**

Saw action in 32 games, averaging 9.0 minutes per out- ing ... Posted averages of 4.0 points, 1.3 rebounds and 0.5 assists per game ... Reached double figure scoring totals three times and collected five or more rebounds twice ... Scored a game-high 19 points on 6-of-9 shoot- ing against Johnson & Wales (11/20) ... Netted 12 points to go along with three rebounds at Oklahoma in a return to his home state (12/2) ... Contributed 11 points, six rebounds and three assists in Mercer's win over St. Andrews (12/27).

**2012-13 (Northern Oklahoma Tonkawa College)**

Started all 31 games, leading the Mavs to a 27-4 record while averaging 7.5 points, 3.1 rebounds and 3.3 assists per game ... Shot 50.7% from the field and registered a 2.9 assist-to-turnover ratio ... Scored in double figures ten times and had seven games with five or more assists ... Netted a season-high 18 points in the final game of the year against Eastern Oklahoma State College (3/6).

**HIGH SCHOOL**

Earned three varsity letters for coach Rudy Garcia at Union High School ... Led Union to an unblem- ished 29-0 record and the 6A state championship as a senior ... Also competed as a member of the Union Select AAU team under coach Loyd Hudson ... A member of the National Honor Society.

**PERSONAL**

Phillip Leonard was born on September 30, 1993 in Lawton, Oklahoma ... Son of Phillip and Cynthia Leonard ... Also recruited by North Texas and UC-Riverside ... Most inspired by his stepfather, Chris, who pushes him to do his best ... Intends to major in business.



**Leonard's Career Stats**

| Season  | gp-gs | min/avg | Total  |      | 3-Point |      | F-Throws |      | Rebounds |     |     |     |    |    |     | Scoring |     |     |     |     |
|---------|-------|---------|--------|------|---------|------|----------|------|----------|-----|-----|-----|----|----|-----|---------|-----|-----|-----|-----|
|         |       |         | fg-fga | pct  | fg-fga  | pct  | ft-fa    | pct  | off      | def | tot | avg | pf | fo | ast | to      | blk | stl | pts | avg |
| 2013-14 | 32-0  | 287/9.0 | 36-82  | .439 | 4-18    | .222 | 52-86    | .605 | 15       | 28  | 43  | 1.3 | 34 | 0  | 17  | 16      | 0   | 6   | 128 | 4.0 |
| TOTAL   | 32-0  | 287/9.0 | 36-82  | .439 | 4-18    | .222 | 52-86    | .605 | 15       | 28  | 43  | 1.3 | 34 | 0  | 17  | 16      | 0   | 6   | 128 | 4.0 |

# LEONARD'S CAREER-HIGHS

Points: 19, Johnson & Wales (11/20/13)

FG made: 6, Johnson & Wales (11/20/13)

FG attempts: 9, Johnson & Wales (11/20/13)

3FG made: 1, 4x, vs. Denver (12/7/13)

3FG attempts: 3, St. Andrews (12/27/13)

FT made: 7, at Oklahoma (12/02/13)

FT attempts: 14, vs. Johnson & Wales (11/20/13)

Rebounds: 6, 2x, St. Andrews (12/27/13)

Assists: 3, St. Andrews (12/27/13)

Blocks: N/A

Steals: 2, St. Andrews (12/27/13)

Minutes: 22, at Jacksonville (12/30/13)

## 2013-14 Game-by-Game

| Opponent                | Date     | gs | min | Total  |      | 3-Pointers |      | Free throws |      | Rebounds |     |     |     | pf | a  | t/o | blk | stl | pts | avg |
|-------------------------|----------|----|-----|--------|------|------------|------|-------------|------|----------|-----|-----|-----|----|----|-----|-----|-----|-----|-----|
|                         |          |    |     | fg-fga | pct  | 3fg-fga    | pct  | ft-fa       | pct  | off      | def | tot | avg |    |    |     |     |     |     |     |
| at Texas                | 11/08/13 | 17 | 2-3 | .667   | 0-0  | .000       | 5-7  | .714        | 1    | 0        | 1   | 1.0 | 2   | 1  | 0  | 0   | 0   | 9   | 9.0 |     |
| REINHARDT               | 11/13/13 | 16 | 3-8 | .375   | 0-1  | .000       | 3-4  | .750        | 2    | 0        | 2   | 1.5 | 1   | 0  | 0  | 0   | 0   | 9   | 9.0 |     |
| SETON HALL              | 11/16/13 | 12 | 2-5 | .400   | 0-0  | .000       | 0-0  | .000        | 0    | 1        | 1   | 1.3 | 2   | 0  | 4  | 0   | 0   | 4   | 7.3 |     |
| at University of Evansv | 11/18/13 | 8  | 1-3 | .333   | 0-1  | .000       | 1-3  | .333        | 0    | 0        | 0   | 1.0 | 0   | 0  | 0  | 0   | 0   | 3   | 6.3 |     |
| JOHNSON & WALES         | 11/20/13 | 17 | 6-9 | .667   | 1-3  | .333       | 6-14 | .429        | 3    | 3        | 6   | 2.0 | 1   | 1  | 0  | 0   | 1   | 19  | 8.8 |     |
| YALE                    | 11/23/13 | 13 | 0-2 | .000   | 0-0  | .000       | 3-4  | .750        | 2    | 1        | 3   | 2.2 | 1   | 1  | 0  | 0   | 1   | 3   | 7.8 |     |
| at Ohio                 | 11/26/13 | 8  | 1-3 | .333   | 1-2  | .500       | 0-0  | .000        | 0    | 1        | 1   | 2.0 | 1   | 0  | 0  | 0   | 0   | 3   | 7.1 |     |
| at Valparaiso           | 11/29/13 | 10 | 1-2 | .500   | 0-0  | .000       | 2-2  | 1.000       | 0    | 1        | 1   | 1.9 | 1   | 1  | 1  | 0   | 0   | 4   | 6.8 |     |
| at Oklahoma             | 12/02/13 | 16 | 2-4 | .500   | 1-3  | .333       | 7-9  | .778        | 0    | 3        | 3   | 2.0 | 1   | 1  | 0  | 0   | 0   | 12  | 7.3 |     |
| DENVER                  | 12/7/13  | 17 | 1-2 | .500   | 1-1  | 1.000      | 2-6  | .333        | 0    | 2        | 2   | 2.0 | 4   | 0  | 2  | 0   | 1   | 5   | 7.1 |     |
| ALCORN STATE            | 12/16/13 | 6  | 0-0 | .000   | 0-0  | .000       | 0-2  | .000        | 0    | 2        | 2   | 2.0 | 0   | 0  | 1  | 0   | 0   | 0   | 6.5 |     |
| at Ole Miss             | 12/22/13 | 13 | 2-6 | .333   | 0-1  | .000       | 3-4  | .750        | 0    | 1        | 1   | 1.9 | 1   | 0  | 0  | 0   | 0   | 7   | 6.5 |     |
| ST. ANDREWS             | 12/27/13 | 19 | 4-7 | .571   | 0-3  | .000       | 3-6  | .500        | 1    | 5        | 6   | 2.2 | 1   | 3  | 0  | 0   | 2   | 11  | 6.8 |     |
| at Jacksonville         | 12/30/13 | 22 | 1-3 | .333   | 0-0  | .000       | 6-7  | .857        | 0    | 4        | 4   | 2.4 | 3   | 1  | 1  | 0   | 0   | 8   | 6.9 |     |
| at North Florida        | 01/01/14 | 15 | 1-4 | .250   | 0-1  | .000       | 0-4  | .000        | 2    | 1        | 3   | 2.4 | 4   | 2  | 0  | 0   | 0   | 2   | 6.6 |     |
| USC UPSTATE             | 1/4/14   | 6  | 0-0 | .000   | 0-0  | .000       | 0-0  | .000        | 0    | 0        | 0   | 2.3 | 0   | 0  | 1  | 0   | 0   | 0   | 6.2 |     |
| ETSU                    | 1/6/14   | 4  | 1-1 | 1.000  | 0-0  | .000       | 3-3  | 1.000       | 0    | 0        | 0   | 2.1 | 1   | 0  | 0  | 0   | 0   | 5   | 6.1 |     |
| KENNESAW STATE          | 1/10/14  | 7  | 2-2 | 1.000  | 0-0  | .000       | 1-2  | .500        | 0    | 0        | 0   | 2.0 | 0   | 2  | 0  | 0   | 0   | 5   | 6.1 |     |
| at Northern Kentucky    | 1/16/14  | 5  | 0-1 | .000   | 0-0  | .000       | 2-2  | 1.000       | 0    | 0        | 0   | 1.9 | 0   | 0  | 0  | 0   | 0   | 2   | 5.8 |     |
| at Lipscomb             | 01/18/14 | 3  | 0-0 | .000   | 0-0  | .000       | 0-0  | .000        | 0    | 0        | 0   | 1.8 | 2   | 0  | 2  | 0   | 0   | 0   | 5.6 |     |
| FGCU                    | 1/23/14  | 2  | 0-0 | .000   | 0-0  | .000       | 0-0  | .000        | 0    | 0        | 0   | 1.7 | 0   | 0  | 1  | 0   | 0   | 0   | 5.3 |     |
| STETSON                 | 1/25/14  | 11 | 2-2 | 1.000  | 0-0  | .000       | 0-0  | .000        | 0    | 0        | 0   | 1.6 | 0   | 0  | 0  | 0   | 0   | 4   | 5.2 |     |
| at ETSU                 | 1/31/14  | 0  | 0-0 | .000   | 0-0  | .000       | 0-0  | .000        | 0    | 0        | 0   | 1.6 | 1   | 0  | 0  | 0   | 0   | 0   | 5.0 |     |
| at USC Upstate          | 02/02/14 | 8  | 1-4 | .250   | 0-1  | .000       | 3-3  | 1.000       | 1    | 2        | 3   | 1.6 | 1   | 1  | 1  | 0   | 1   | 5   | 5.0 |     |
| LIPSCOMB                | 2/14/14  | 5  | 1-5 | .200   | 0-0  | .000       | 0-0  | .000        | 1    | 0        | 1   | 1.6 | 0   | 1  | 1  | 0   | 0   | 2   | 4.9 |     |
| NORTHERN KENTUCKY       | 2/16/14  | 4  | 0-0 | .000   | 0-0  | .000       | 0-0  | .000        | 0    | 0        | 0   | 1.5 | 1   | 1  | 0  | 0   | 0   | 0   | 4.7 |     |
| at FGCU                 | 02/21/14 | 6  | 2-3 | .667   | 0-1  | .000       | 1-2  | .500        | 0    | 0        | 0   | 1.5 | 2   | 0  | 0  | 0   | 0   | 5   | 4.7 |     |
| at Stetson              | 2/23/14  | 3  | 0-0 | .000   | 0-0  | .000       | 0-0  | .000        | 0    | 0        | 0   | 1.4 | 0   | 0  | 1  | 0   | 0   | 0   | 4.5 |     |
| JACKSONVILLE            | 3/1/14   | 4  | 0-0 | .000   | 0-0  | .000       | 0-0  | .000        | 1    | 1        | 2   | 1.4 | 0   | 1  | 0  | 0   | 0   | 0   | 4.4 |     |
| JACKSONVILLE            | 3/4/14   | 8  | 0-3 | .000   | 0-0  | .000       | 1-2  | .500        | 1    | 0        | 1   | 1.4 | 1   | 0  | 0  | 0   | 0   | 1   | 4.3 |     |
| vs Duke                 | 3/21/14  | 1  | 0-0 | .000   | 0-0  | .000       | 0-0  | .000        | 0    | 0        | 0   | 1.4 | 0   | 0  | 0  | 0   | 0   | 0   | 4.1 |     |
| vs Tennessee            | 3/23/14  | 1  | 0-0 | .000   | 0-0  | .000       | 0-0  | .000        | 0    | 0        | 0   | 1.3 | 2   | 0  | 0  | 0   | 0   | 0   | 4.0 |     |
| Totals                  |          | 0  | 287 | 36-82  | .439 | 4-18       | .222 | 52-86       | .605 | 15       | 28  | 43  | 1.3 | 34 | 17 | 16  | 0   | 6   | 128 | 4.0 |





**JOHN  
MOSSER** #12

SOPHOMORE  
GUARD  
CARY, N.C.  
GREEN HOPE HS



**2013-14**

Saw action in nine games, averaging 2.0 minutes per outing ... Played four or more minutes in three games ... Finished the year with eight rebounds, three points and an assist ... Grabbed two rebounds in collegiate debut against Reinhardt (11/13) ... Scored first collegiate points with a pair of free throws versus Johnson & Wales (11/20) ... Also hit a free throw at Jacksonville (12/30).

**HIGH SCHOOL**

Played four years of varsity basketball under direction of coach John Green at Green Hope High School ... Tabbed as an All-Conference player in his junior and senior year ... Also named All-District as a senior while leading Green Hope to the league championship ... Was a member of North Carolina Scholars.

**PERSONAL**

John Raymond Mosser Jr. was born on December 4, 1994 in Apex, North Carolina ... Son of Bev and John Mosser ... Has two sisters, Brandi (17) and Kaylie (14) ... Chose Mercer for a great education and an opportunity to play basketball ... Intends to major in business.



**Mosser's Career Stats**

| Season  | gp-gs | min/avg | Total  |      | 3-Point |      | F-Throws |      | Rebounds |     |     |     |    |    |     | Scoring |     |     |     |     |
|---------|-------|---------|--------|------|---------|------|----------|------|----------|-----|-----|-----|----|----|-----|---------|-----|-----|-----|-----|
|         |       |         | fg-fga | pct  | fg-fga  | pct  | ft-fa    | pct  | off      | def | tot | avg | pf | fo | ast | to      | blk | stl | pts | avg |
| 2013-14 | 9-0   | 18/2.0  | 0-7    | .000 | 0-4     | .000 | 3-4      | .750 | 1        | 7   | 8   | 0.9 | 1  | 0  | 1   | 1       | 0   | 0   | 3   | 0.3 |
| TOTAL   | 9-0   | 18/2.0  | 0-7    | .000 | 0-4     | .000 | 3-4      | .750 | 1        | 7   | 8   | 0.9 | 1  | 0  | 1   | 1       | 0   | 0   | 3   | 0.3 |

# MOSSER'S CAREER-HIGHS

Points: 2, vs. Johnson & Wales (11/20/13)

FG made: N/A

FG attempts: 3, vs. St. Andrews (12/27/13)

3FG made: N/A

3FG attempts: 1, 4x, vs. Lipscomb (2/14/14)

FT made: 2, vs. Johnson & Wales (11/20/13)

FT attempts: 2, 2x, at Jacksonville (12/30/13)

Rebounds: 3, vs. St. Andrews (12/27/13)

Assists: 1, vs. Kennesaw State (1/10/14)


Blocks: N/A

Steals: N/A

Minutes: 4, 3x, vs. Stetson (1/25/14)

## 2013-14 Game-by-Game

| Opponent        | Date     | gs | min | Total  |      | 3-Pointers |      | Free throws |      | Rebounds |     |     |     | pts | avg |    |   |    |     |     |
|-----------------|----------|----|-----|--------|------|------------|------|-------------|------|----------|-----|-----|-----|-----|-----|----|---|----|-----|-----|
|                 |          |    |     | fg-fga | pct  | 3fg-fga    | pct  | ft-fa       | pct  | off      | def | tot | avg |     |     | pf | a | to | blk | stl |
| REINHARDT       | 11/13/13 | 4  | 0-2 | .000   | 0-1  | .000       | 0-0  | .000        | 0    | 2        | 2   | 2.0 | 0   | 0   | 0   | 0  | 0 | 0  | 0   |     |
| JOHNSON & WALES | 11/20/13 | 4  | 0-1 | .000   | 0-1  | .000       | 2-2  | 1.000       | 0    | 2        | 2   | 2.0 | 0   | 0   | 0   | 0  | 0 | 0  | 2   | 1.0 |
| YALE            | 11/23/13 | 1  | 0-0 | .000   | 0-0  | .000       | 0-0  | .000        | 0    | 0        | 0   | 1.3 | 0   | 0   | 0   | 0  | 0 | 0  | 0   | 0.7 |
| ST. ANDREWS     | 12/27/13 | 2  | 0-3 | .000   | 0-1  | .000       | 0-0  | .000        | 1    | 2        | 3   | 1.8 | 0   | 0   | 0   | 0  | 0 | 0  | 0   | 0.5 |
| at Jacksonville | 12/30/13 | 1  | 0-0 | .000   | 0-0  | .000       | 1-2  | .500        | 0    | 0        | 0   | 1.4 | 0   | 0   | 0   | 0  | 0 | 0  | 1   | 0.6 |
| KENNESAW STATE  | 1/10/14  | 1  | 0-0 | .000   | 0-0  | .000       | 0-0  | .000        | 0    | 0        | 0   | 1.2 | 1   | 1   | 0   | 0  | 0 | 0  | 0   | 0.5 |
| STETSON         | 1/25/14  | 4  | 0-0 | .000   | 0-0  | .000       | 0-0  | .000        | 0    | 0        | 0   | 1.0 | 0   | 0   | 1   | 0  | 0 | 0  | 0   | 0.4 |
| at ETSU         | 1/31/14  | 0  | 0-0 | .000   | 0-0  | .000       | 0-0  | .000        | 0    | 0        | 0   | 0.9 | 0   | 0   | 0   | 0  | 0 | 0  | 0   | 0.4 |
| LIPSCOMB        | 2/14/14  | 1  | 0-1 | .000   | 0-1  | .000       | 0-0  | .000        | 0    | 1        | 1   | 0.9 | 0   | 0   | 0   | 0  | 0 | 0  | 0   | 0.3 |
| Totals          |          | 0  | 18  | 0-7    | .000 | 0-4        | .000 | 3-4         | .750 | 1        | 7   | 8   | 0.9 | 1   | 1   | 1  | 0 | 0  | 3   | 0.3 |





**IKE  
NWAMU** #10

JUNIOR  
GUARD  
GREENSBORO, N.C.  
WESTCHESTER COUNTRY DAY



### 2013-14

Played in 35 games while averaging 18.7 minutes per game ... Finished the year with averages of 8.3 points and 2.9 rebounds per game ... Ranked 15th among A-Sun players with a .748 free throw percentage ... Scored 10 or more points in 14 games, including four-straight games between Nov. 20-29 ... Cracked the 20-point barrier in two contests ... Named A-Sun Newcomer of the Week on Nov. 18 ... Scored a career-high 24 points in Mercer's victory at Ole Miss (12/22) ... Contributed 20 points in 26 minutes of work at North Florida (1/1) ... Landed the No. 6 spot on Sportscenter's Top-10 with a windmill dunk versus Kennesaw State (1/10) ... Netted 11 first half points in Mercer's NCAA Tournament win against No. 6 Duke (3/21) ... Registered 12 points and four rebounds in the NCAA Tournament third round loss to Tennessee (3/23).

### 2012-13

Sat out the season due to NCAA 4-year transfer rules after transferring from Cleveland State.

### 2011-12 (Cleveland State)

Saw action in 27 games while a member of the Cleveland State basketball team ... Averaged 6.1 minutes and 2.1 points per game ... Shot 43.8% from three-point range on the year ... Helped the team capture an NIT berth.

### HIGH SCHOOL

Attended Asheboro High School as a freshman before transferring to Westchester Country Day for his final three seasons ... Helped lead Westchester Country Day to the No. 27 ranking in the nation his senior season ... Named the 2A state Player of the Year as a senior after the team finished 30-9 overall ... Scored 20 points in the team's state championship final victory ... Earned all-state prestige as a senior while being named a Ball-is-Life All-American ... A four-time all-conference selection ... Finished his career at Westchester Country Day with an overall record of 85-17 ... Was also voted the Spalding Hoophall Classic Dunk Champion ... Also competed for the D-One AAU program ... An honor roll student ... Also participated in chamber singers and mock trial.



### NWAMU's Career Stats

| Season  | gp-gs | min/avg  | Total  |      | 3-Point |      | F-Throws |      | Rebounds |     |     |     |    |    |     | Scoring |     |     |     |     |
|---------|-------|----------|--------|------|---------|------|----------|------|----------|-----|-----|-----|----|----|-----|---------|-----|-----|-----|-----|
|         |       |          | fg-fga | pct  | fg-fga  | pct  | ft-fa    | pct  | off      | def | tot | avg | pf | fo | ast | to      | blk | stl | pts | avg |
| 2013-14 | 35-0  | 653/18.7 | 94-194 | .485 | 20-46   | .435 | 83-111   | .748 | 26       | 77  | 103 | 2.9 | 62 | 2  | 34  | 59      | 9   | 22  | 291 | 8.3 |
| TOTAL   | 35-0  | 653/18.7 | 94-194 | .485 | 20-46   | .435 | 83-111   | .748 | 26       | 77  | 103 | 2.9 | 62 | 2  | 34  | 59      | 9   | 22  | 291 | 8.3 |

# NWAMU'S CAREER-HIGHS

Points: 24, at Ole Miss (12/22/13)

FG made: 9, at Ole Miss (12/22/13)

FG attempts: 16, at Ole Miss (12/22/13)

3FG made: 2, 4x,

3FG attempts: 4, 2x, vs. Kennesaw St. (1/10/14)

FT made: 8, at Valparaiso (11/29/13)

FT attempts: 10, at Valparaiso (11/29/13)

Rebounds: 7, vs. Lipscomb (2/14/14)

Assists: 6, vs. Johnson & Wales (11/20/13)

Blocks: 2, at Valparaiso (11/29/13)

Steals: 3, vs. Stetson (1/25/14)

Minutes: 35, vs. USC Upstate (1/4/14)

## 2013-14 Game-by-Game

| Opponent                | Date     | gs | min  | Total  |      | 3-Pointers |      | Free throws |      | Rebounds |     |     | pf  | a  | to | blk | stl | pts | avg  |     |
|-------------------------|----------|----|------|--------|------|------------|------|-------------|------|----------|-----|-----|-----|----|----|-----|-----|-----|------|-----|
|                         |          |    |      | fg-fga | pct  | 3fg-fga    | pct  | ft-fa       | pct  | off      | def | tot |     |    |    |     |     |     |      | avg |
| at Texas                | 11/08/13 | 21 | 2-8  | .250   | 0-4  | .000       | 1-2  | 500         | 0    | 5        | 5   | 5.0 | 1   | 2  | 0  | 1   | 1   | 5   | 5.0  |     |
| REINHARDT               | 11/13/13 | 19 | 5-9  | .556   | 0-2  | .000       | 3-3  | 1.000       | 3    | 3        | 6   | 5.5 | 1   | 1  | 3  | 0   | 0   | 13  | 9.0  |     |
| SETON HALL              | 11/16/13 | 26 | 4-6  | .667   | 1-1  | 1.000      | 1-2  | 500         | 3    | 3        | 6   | 5.7 | 1   | 0  | 4  | 1   | 1   | 10  | 9.3  |     |
| at University of Evansv | 11/18/13 | 17 | 2-6  | .333   | 1-1  | 1.000      | 3-5  | 600         | 0    | 1        | 1   | 4.5 | 3   | 2  | 0  | 0   | 2   | 8   | 9.0  |     |
| JOHNSON & WALES         | 11/20/13 | 22 | 3-5  | .600   | 0-1  | .000       | 7-8  | .875        | 1    | 3        | 4   | 4.4 | 2   | 6  | 1  | 0   | 0   | 13  | 9.8  |     |
| YALE                    | 11/23/13 | 16 | 3-5  | .600   | 0-0  | .000       | 4-6  | .667        | 0    | 5        | 5   | 4.5 | 2   | 0  | 1  | 1   | 0   | 10  | 9.8  |     |
| at Ohio                 | 11/26/13 | 25 | 6-8  | .750   | 1-1  | 1.000      | 2-2  | 1.000       | 0    | 0        | 0   | 3.9 | 2   | 0  | 4  | 0   | 0   | 15  | 10.6 |     |
| at Valparaiso           | 11/29/13 | 29 | 3-6  | .500   | 0-0  | .000       | 8-10 | .800        | 2    | 1        | 3   | 3.8 | 5   | 5  | 1  | 2   | 2   | 14  | 11.0 |     |
| at Oklahoma             | 12/02/13 | 15 | 2-5  | .400   | 0-2  | .000       | 0-0  | .000        | 0    | 1        | 1   | 3.4 | 1   | 1  | 1  | 0   | 0   | 4   | 10.2 |     |
| DENVER                  | 12/7/13  | 3  | 0-0  | .000   | 0-0  | .000       | 0-0  | .000        | 0    | 1        | 1   | 3.2 | 0   | 1  | 1  | 0   | 0   | 0   | 9.2  |     |
| ALCORN STATE            | 12/16/13 | 13 | 0-2  | .000   | 0-0  | .000       | 5-6  | .833        | 0    | 1        | 1   | 3.0 | 1   | 0  | 2  | 0   | 0   | 5   | 8.8  |     |
| at Ole Miss             | 12/22/13 | 31 | 9-16 | .563   | 1-2  | 500        | 5-7  | .714        | 0    | 2        | 2   | 2.9 | 5   | 1  | 2  | 0   | 1   | 24  | 10.1 |     |
| ST. ANDREWS             | 12/27/13 | 17 | 2-2  | 1.000  | 0-0  | .000       | 5-6  | .833        | 1    | 3        | 4   | 3.0 | 0   | 1  | 1  | 0   | 1   | 9   | 10.0 |     |
| at Jacksonville         | 12/30/13 | 16 | 4-5  | .800   | 1-1  | 1.000      | 0-0  | .000        | 0    | 2        | 2   | 2.9 | 3   | 2  | 3  | 0   | 2   | 9   | 9.9  |     |
| at North Florida        | 01/01/14 | 26 | 7-14 | .500   | 2-3  | .667       | 4-6  | .667        | 1    | 1        | 2   | 2.9 | 2   | 1  | 2  | 0   | 1   | 20  | 10.6 |     |
| USC UPSTATE             | 1/4/14   | 35 | 4-10 | .400   | 1-1  | 1.000      | 4-4  | 1.000       | 0    | 2        | 2   | 2.8 | 1   | 1  | 2  | 1   | 0   | 13  | 10.8 |     |
| ETSU                    | 1/6/14   | 27 | 3-9  | .333   | 1-2  | 500        | 2-3  | .667        | 2    | 3        | 5   | 2.9 | 3   | 2  | 4  | 1   | 0   | 9   | 10.6 |     |
| KENNESAW STATE          | 1/10/14  | 24 | 5-10 | .500   | 2-4  | 500        | 4-7  | .571        | 0    | 3        | 3   | 2.9 | 3   | 1  | 1  | 0   | 2   | 16  | 10.9 |     |
| at Northern Kentucky    | 1/16/14  | 19 | 4-6  | .667   | 0-0  | .000       | 1-2  | 500         | 1    | 3        | 4   | 3.0 | 1   | 0  | 1  | 0   | 0   | 9   | 10.8 |     |
| at Lipscomb             | 01/18/14 | 5  | 0-2  | .000   | 0-1  | .000       | 0-0  | .000        | 0    | 2        | 2   | 3.0 | 0   | 0  | 4  | 0   | 0   | 0   | 10.3 |     |
| FGCU                    | 1/23/14  | 23 | 1-4  | .250   | 0-0  | .000       | 4-7  | .571        | 3    | 3        | 6   | 3.1 | 3   | 3  | 2  | 1   | 0   | 6   | 10.1 |     |
| STETSON                 | 1/25/14  | 15 | 3-7  | .429   | 1-2  | 500        | 0-0  | .000        | 2    | 3        | 5   | 3.2 | 0   | 0  | 0  | 0   | 3   | 7   | 10.0 |     |
| at ETSU                 | 1/31/14  | 11 | 0-0  | .000   | 0-0  | .000       | 1-2  | 500         | 0    | 1        | 1   | 3.1 | 2   | 0  | 2  | 0   | 1   | 1   | 9.6  |     |
| at USC Upstate          | 02/02/14 | 12 | 0-2  | .000   | 0-0  | .000       | 0-0  | .000        | 0    | 1        | 1   | 3.0 | 1   | 0  | 1  | 0   | 0   | 0   | 9.2  |     |
| at Kennesaw State       | 02/07/14 | 16 | 0-2  | .000   | 0-0  | .000       | 1-2  | 500         | 0    | 3        | 3   | 3.0 | 1   | 1  | 3  | 0   | 1   | 1   | 8.8  |     |
| LIPSCOMB                | 2/14/14  | 17 | 1-3  | .333   | 1-2  | 500        | 5-6  | .833        | 1    | 6        | 7   | 3.2 | 2   | 2  | 1  | 0   | 0   | 8   | 8.8  |     |
| NORTHERN KENTUCKY       | 2/16/14  | 15 | 1-4  | .250   | 1-2  | 500        | 0-0  | .000        | 0    | 1        | 1   | 3.1 | 2   | 0  | 2  | 1   | 1   | 3   | 8.6  |     |
| at FGCU                 | 02/21/14 | 18 | 5-9  | .556   | 0-2  | .000       | 1-2  | 500         | 2    | 1        | 3   | 3.1 | 2   | 0  | 2  | 0   | 0   | 11  | 8.7  |     |
| at Stetson              | 2/23/14  | 21 | 4-6  | .667   | 2-3  | .667       | 1-1  | 1.000       | 0    | 4        | 4   | 3.1 | 1   | 0  | 2  | 0   | 1   | 11  | 8.8  |     |
| NORTH FLORIDA           | 02/27/14 | 7  | 0-2  | .000   | 0-0  | .000       | 0-0  | .000        | 1    | 2        | 3   | 3.1 | 2   | 0  | 3  | 0   | 1   | 0   | 8.5  |     |
| JACKSONVILLE            | 3/1/14   | 4  | 1-1  | 1.000  | 0-0  | .000       | 0-0  | .000        | 0    | 0        | 0   | 3.0 | 0   | 0  | 1  | 0   | 0   | 2   | 8.3  |     |
| USC UPSTATE             | 3/6/14   | 20 | 2-3  | .667   | 2-2  | 1.000      | 2-2  | 1.000       | 0    | 2        | 2   | 3.0 | 1   | 1  | 0  | 0   | 0   | 8   | 8.3  |     |
| at FGCU                 | 3/9/14   | 20 | 1-6  | .167   | 0-2  | .000       | 2-2  | 1.000       | 1    | 1        | 2   | 2.9 | 2   | 0  | 1  | 0   | 0   | 4   | 8.1  |     |
| vs Duke                 | 3/21/14  | 23 | 4-5  | .800   | 1-2  | 500        | 2-2  | 1.000       | 1    | 1        | 2   | 2.9 | 2   | 0  | 1  | 0   | 1   | 11  | 8.2  |     |
| vs Tennessee            | 3/23/14  | 25 | 3-6  | .500   | 1-3  | .333       | 5-6  | .833        | 1    | 3        | 4   | 2.9 | 4   | 0  | 0  | 0   | 0   | 12  | 8.3  |     |
| Totals                  |          | 0  | 653  | 94-194 | .485 | 20-46      | 435  | 83-111      | .748 | 26       | 77  | 103 | 2.9 | 62 | 34 | 59  | 9   | 22  | 291  | 8.3 |





## MATT PANNAGIO

R-FRESHMAN  
GUARD  
DAYTONA BEACH, FLA.  
WORCESTER ACADEMY



### **2013-14**

Redshirted the season, did not appear in any games.

### **HIGH SCHOOL**


Attended Father Lopez Catholic High School, where he ran cross country and played basketball under head coach Eddie Miller ... A two-time All-County first team selection and two-time All-State fourth team selection ... Helped lead the squad to three District Champion-

ships ... Also played for the Q6 All Stars AAU team under head coach Willie Anderson ... Completed a post graduate year at Worchester Academy in Worchester, Massachusetts.

### **PERSONAL**

Full name is Matthew Michael Panaggio ... Born on November 16, 1993 ... Son of Mike and Ann Panaggio ... Has three siblings, April (19), Jaclyn (31) and Lauren (26) ... Also recruited by Lipscomb, Troy, Southeast Missouri State and Albany ... Majoring in business.





**ANDREW FISHLER** #55

JUNIOR  
CENTER  
CUMMING, GA.  
FORSYTH CENTRAL HS



**2012-2014 (GULF COAST COMMUNITY COLLEGE)**

A two-time All-Panhandle Conference selection ... Averaged 5.3 points, 4.8 rebounds, 2.6 blocks per game as a sophomore ... Holds program single-game (6), season (76) and career (146) block records ... Scored in double figures four times as a sophomore, including a season-high 13 at USC Salkehatchie.

**HIGH SCHOOL**

Earned three varsity letters playing for head coach Steve Barnes at Forsyth Central ... Holds state single-game (18), season (212) and career block (308) records ... Averaged 13.6 points and 8.1 rebounds per game as a senior ... Named Forsyth County News All-County Boys Co-Player of the Year.

**PERSONAL**

Andrew Fishler is the son of Todd and Nancy Fishler ... Born on August 24, 1993 in Roswell, Ga. ... Has three siblings, Austin, Parker and Gina ... Majoring in business.



**JESTIN LEWIS** #5

JUNIOR  
GUARD  
RICHMOND, VA.  
JOHN MARSHALL HS



**2012-14 (WALLACE STATE CC)**


Averaged 17.1 points per game as a freshman and 19.0 points per game as a sophomore ... As a sophomore, named an NJCAA Regional 22 first team selection and an ACCC/Regional 22 All-Tournament team pick ... Also named second team All-Region and first team All-ACCC North Division selection as a freshman.

**HIGH SCHOOL**

Played for head coach Ty White at John Marshall High School ... Earned Conference Player of the Year and first team All-Conference recognition ... Tabbed as a second team All-State performer ... Also collected All-Academic Team honors ... Competed for head coach Keith Lewis on Team Richmond and head coach Rudy Cunningham on Team Loaded in AAU competition.

**PERSONAL**

Jestin Lewis is the son of Raymond Lawrence and Katina Lewis ... Born on June 2, 1994 in Richmond, Virginia ... Has four siblings ... Majoring in Communications with a minor in Criminal Justice.



**DESMOND RINGER** #0

SOPHOMORE  
FORWARD  
McDONOUGH, GA.  
EAGLE'S LANDING HS



**2013-14 (South Carolina)**

Appeared in 28 games, averaging 10.4 minutes, 2.1 points and 2.0 rebounds per game ... Scored nine and grabbed seven boards at Texas A&M (Jan. 29) ... Booked seven points and four boards at Florida (Jan. 8).

**HIGH SCHOOL**

Helped lead Eagle's Landing to first-ever state championship in 2013, scoring 17 points and collecting 14 rebounds in the title game ... Named to the Georgia Sports-writers Honorable Mention Team ... A three-star prospect by both ESPN.com and Rivals.com ... Ranked as the No. 7 player in the state of Georgia by ESPN.com.

**Personal**

Son of Boris and Nattie Ringer ... Has one brother, Stefan ... Major is undecided.



**STEPHON JELKS** #15

FRESHMAN  
FORWARD  
MARIETTA, GA.  
NORTH COBB CHRISTIAN



**HIGH SCHOOL**

A four-time All-Region first team selection and two-time All-State performer at North Cobb Christian in Marietta, Ga. ... Averaged 14.1 points, 10.3. Rebounds, 1.9 assists, 1.1 steals and 0.8 blocks per game as a senior ... Booked double-figure scoring totals 25 times as a senior, including a four 20+ point performances ... Named Region Co-MVP as a junior ... Played AAU basketball for both Team Impact and Aim High ... Earned two letters as a member of the North Cobb Christian football team ... An active member of the Fellowship of Christian Athletes.

**PERSONAL**

Stephon Marshon Jelks is the son of Stephanie Hargett ... Born on July 4, 1996 in Valdosta, Ga. ... Has one sibling, Aiden ... Majoring in Finance.



**TYRE MOORE** #3

FRESHMAN  
GUARD  
CHARLESTON, S.C.  
ACADEMIC MAGNET SCHOOL

**HIGH SCHOOL**

Averaged 21.0 points, 7.1 rebounds and 1.3 assists per game as a senior at Academic Magnet High School in Charleston, S.C. ... Named a Preseason SCBCA Top-5 AA Senior Player after landing Class AA All-State selection as a junior ... Also named Class AA All-Region as both a junior and senior ... Finished final year as the leading scorer in the Low County.

**PERSONAL**

Tyre Hedrick Moore was born on December 28, 1995 ... Son of Tyre and Laura Moore ... has three female siblings.



**NIKLAS NEY** #52


FRESHMAN  
FORWARD  
BERLIN, GERMANY  
SCHUL-UND LEISTUNGSSPORTZENTRUM

**HIGH SCHOOL**

Competed for head coach Konstantin Lwowsky and ALBA Berlin ... Graduated for SLZB Berlin-Prenzlauer Berg in 2014 ... Named an NBBL All-Star in 2013 and 2014 ... Led ALBA Berlin to the Germany-NBBL league title in 2014, averaging 10.0 points, 10.0 rebounds and 1.3 assists over the year ... Also earned Copenhagen Invitational All-Star team recognition in 2010.

**PERSONAL**

Nik Ney is the son of Michael and Denise Ney ... Born on October 3, 1995 in Berlin, Germany ... Has a younger brother, Joey ... Earned Academic Excellence Award for Mathematics in high school ... Majoring in journalism.



**DEMETRE RIVERS** #23

FRESHMAN  
GUARD  
GOOSE CREEK, S.C.  
STRATFORD HS

**HIGH SCHOOL**

A two-time All-State and three-time All-Region performer at Stratford High School in Goose Creek, S.C. ... Averaged 18.1 points, 7.1 rebounds and one block per game while shooting 48 percent from the field and 33 percent from three-point range ... Picked for the NC vs. SC All-Star game ... Competed for North Charleston All-Stars and Low Country Ballers AAU programs.

**PERSONAL**

Demetre Earl Rivers was born on December 7, 1995 in Charleston, South Carolina ... Son of Kenneth and Wanda Rivers ... Has two siblings, Kenneth and Lakendra.



**JORDAN STRAWBERRY** #11

FRESHMAN  
GUARD  
GOOSE CREEK, S.C.  
STRATFORD HS

**HIGH SCHOOL**

Earned four varsity letters at Mater Dei High School under head coach Gary McKnight ... Helped lead the Monarchs to three State Championships, two California Interscholastic Federation (CIF) Southern Section Championships and four league titles ... Named an All-State, All-CIF and first team All-League selection both a junior and senior ... Played AAU basketball on California Supreme under direction of Gary Franklin and Miles Simon ... Also recruited by UC Riverside, Cal State Fullerton and the College of Charleston.

**PERSONAL**

Jordan Shay Strawberry was born on March 17, 1994 in Los Angeles, California ... Son of Darryl Strawberry and Charisse Strawberry-Fuller ... Has six siblings ... Intends to major in business.



# 2013-14 REVIEW

## 2013-14: A YEAR TO REMEMBER

The 2013-14 Mercer basketball season will forever be remembered as year the Bears laid claim to their first NCAA Tournament victory. The landmark season saw the Bears break numerous long-standing program records en route to the 27-9 (14-4 A-Sun) finish. Take a look below at just how special the 2013-14 season was. . .

### Home Court Dominance

17-1 Record at Hawkins Arena



### Atlantic Sun Regular Season Co-Champions

14-4 record in league play  
Mercer led conference in 12 statistical categories




### High-Major Triumphs

Mercer 78, No. 6 Duke 71  
Mercer 79, Ole Miss 76  
Mercer 77, Seton Hall 74 (2OT)

### A-Sun Hardware

Coach of the Year: Bob Hoffman  
Player of the Year: Langston Hall  
Defensive Player of the Year: Daniel Coursey  
Scholar Athlete of the Year: Jakob Gollon



### A-Sun Tournament Champs

Mercer strings together wins over Jacksonville, USC Upstate and FGCU to capture first A-Sun Tournament title since 1985.


### Records Broken

Hall, Gollon & Thomas honored for 1,000th career points  
Langston Hall breaks A-Sun all-time assist record  
Daniel Coursey breaks program record for blocks



### Mercer Stuns No. 6 Duke, 78-71

Game airs live on CBS, becomes most tweeted game of the tournament (572K tweets)



### Mercer Hits the Red Carpet

2014 seniors go to L.A. for ESPY Award Show, team wins ESPY for Best Upset

## 2013-14 OVERALL/CONFERENCE STATS

| RECORD:        | OVERALL | HOME | AWAY | NEUTRAL |
|----------------|---------|------|------|---------|
| ALL GAMES      | 27-9    | 17-1 | 9-7  | 1-1     |
| CONFERENCE     | 14-4    | 8-1  | 6-3  | 0-0     |
| NON-CONFERENCE | 13-5    | 9-0  | 3-4  | 1-1     |

| SUMMARY            | Overall Statistics |       |      |      |       |      |      |     |     |       | Conference Statistics |       |       |      |       |      |      |     |     |       |
|--------------------|--------------------|-------|------|------|-------|------|------|-----|-----|-------|-----------------------|-------|-------|------|-------|------|------|-----|-----|-------|
|                    | gp-gs              | min/g | fg%  | 3fg% | ft%   | r/g  | a/g  | stl | blk | pts/g | gp-gs                 | min/g | fg%   | 3fg% | ft%   | r/g  | a/g  | stl | blk | pts/g |
| HALL, Langston     | 36-35              | 32.1  | .400 | .391 | .850  | 3.1  | 5.6  | 52  | 5   | 14.6  | 18-17                 | 31.7  | .377  | .381 | .851  | 2.9  | 5.7  | 36  | 5   | 14.6  |
| COURSEY, Daniel    | 36-35              | 23.8  | .571 | .000 | .716  | 6.4  | 0.4  | 12  | 74  | 10.1  | 18-17                 | 23.7  | .588  | .000 | .556  | 6.9  | 0.3  | 7   | 36  | 9.7   |
| THOMAS, Bud        | 36-36              | 25.9  | .461 | .389 | .385  | 4.0  | 2.0  | 22  | 13  | 8.9   | 18-18                 | 24.7  | .476  | .424 | .429  | 3.4  | 1.7  | 12  | 4   | 10.0  |
| WHITE, Anthony Jr. | 36-36              | 21.4  | .479 | .431 | .797  | 2.4  | 1.1  | 19  | 1   | 8.5   | 18-18                 | 22.7  | .474  | .415 | .800  | 2.6  | 1.3  | 13  | 1   | 8.8   |
| NWAMU, Ike         | 35-0               | 18.7  | .485 | .435 | .748  | 2.9  | 1.0  | 22  | 9   | 8.3   | 18-0                  | 17.3  | .448  | .522 | .667  | 3.0  | 0.7  | 13  | 4   | 7.0   |
| GOLLON, Jakob      | 36-36              | 25.7  | .448 | .375 | .779  | 4.5  | 2.5  | 36  | 7   | 8.1   | 18-18                 | 23.9  | .385  | .294 | .645  | 4.6  | 2.5  | 18  | 4   | 5.5   |
| MOTEN, Darius      | 35-0               | 12.2  | .553 | .269 | .630  | 1.8  | 0.7  | 5   | 11  | 4.8   | 18-0                  | 12.8  | .652  | .462 | .568  | 2.2  | 0.6  | 3   | 9   | 6.3   |
| BROWN, Monty       | 34-1               | 9.5   | .679 | .000 | .778  | 2.3  | 0.1  | 2   | 13  | 4.5   | 17-1                  | 9.1   | .714  | .000 | .700  | 1.8  | 0.2  | 1   | 7   | 4.2   |
| LEONARD, Phillip   | 32-0               | 9.0   | .439 | .222 | .605  | 1.3  | 0.5  | 6   | 0   | 4.0   | 16-0                  | 6.6   | .440  | .000 | .696  | 0.8  | 0.6  | 1   | 0   | 2.4   |
| BRYAN, Jibri       | 36-0               | 9.3   | .377 | .342 | .676  | 1.7  | 0.4  | 9   | 1   | 3.6   | 18-0                  | 10.6  | .431  | .394 | .708  | 1.8  | 0.5  | 5   | 0   | 4.1   |
| HALLICE, TJ        | 36-0               | 11.5  | .586 | .167 | .516  | 2.4  | 0.3  | 11  | 13  | 2.8   | 18-0                  | 10.9  | .581  | .000 | .529  | 2.2  | 0.2  | 6   | 7   | 2.5   |
| CANEVARI, Kevin    | 36-1               | 9.0   | .415 | .500 | 1.000 | 0.5  | 1.7  | 15  | 0   | 1.5   | 18-1                  | 9.0   | .455  | .500 | 1.000 | 0.4  | 1.7  | 9   | 0   | 1.7   |
| MOSSER, John       | 9-0                | 2.0   | .000 | .000 | .750  | 0.9  | 0.1  | 0   | 0   | 0.3   | 5-0                   | 1.4   | .000  | .000 | .500  | 0.2  | 0.2  | 0   | 0   | 0.2   |
| BENTO, James       | 12-0               | 2.0   | .333 | .000 | .000  | 0.8  | 0.1  | 0   | 0   | 0.3   | 8-0                   | 1.6   | 1.000 | .000 | .000  | 0.8  | 0.1  | 0   | 0   | 0.3   |
| Totals             | 36                 |       | .477 | .384 | .736  | 37.1 | 16.3 | 211 | 147 | 78.8  | 18                    |       | .480  | .405 | .701  | 35.9 | 15.9 | 124 | 77  | 76.4  |
| Opponent           | 36                 |       | .401 | .303 | .699  | 33.1 | 11.9 | 201 | 109 | 66.9  | 18                    |       | .398  | .303 | .677  | 32.6 | 11.3 | 101 | 52  | 63.1  |

| SCORING            | Overall Statistics |      |         |      |         |       |      |       | Conference Statistics |       |         |      |         |       |      |       |
|--------------------|--------------------|------|---------|------|---------|-------|------|-------|-----------------------|-------|---------|------|---------|-------|------|-------|
|                    | fg-fga             | fg%  | 3fg-fga | 3fg% | ft-fta  | ft%   | pts  | pts/g | fg-fga                | fg%   | 3fg-fga | 3fg% | ft-fta  | ft%   | pts  | pts/g |
| HALL, Langston     | 152-380            | .400 | 86-220  | .391 | 136-160 | .850  | 526  | 14.6  | 72-191                | .377  | 45-118  | .381 | 74-87   | .851  | 263  | 14.6  |
| COURSEY, Daniel    | 156-273            | .571 | 0-0     | .000 | 53-74   | .716  | 365  | 10.1  | 80-136                | .588  | 0-0     | .000 | 15-27   | .556  | 175  | 9.7   |
| THOMAS, Bud        | 123-267            | .461 | 68-175  | .389 | 5-13    | .385  | 319  | 8.9   | 69-145                | .476  | 39-92   | .424 | 3-7     | .429  | 180  | 10.0  |
| WHITE, Anthony Jr. | 104-217            | .479 | 47-109  | .431 | 51-64   | .797  | 306  | 8.5   | 54-114                | .474  | 27-65   | .415 | 24-30   | .800  | 159  | 8.8   |
| NWAMU, Ike         | 94-194             | .485 | 20-46   | .435 | 83-111  | .748  | 291  | 8.3   | 43-96                 | .448  | 12-23   | .522 | 28-42   | .667  | 126  | 7.0   |
| GOLLON, Jakob      | 99-221             | .448 | 21-56   | .375 | 74-95   | .779  | 293  | 8.1   | 37-96                 | .385  | 5-17    | .294 | 20-31   | .645  | 99   | 5.5   |
| MOTEN, Darius      | 63-114             | .553 | 7-26    | .269 | 34-54   | .630  | 167  | 4.8   | 43-66                 | .652  | 6-13    | .462 | 21-37   | .568  | 113  | 6.3   |
| BROWN, Monty       | 55-81              | .679 | 0-0     | .000 | 42-54   | .778  | 152  | 4.5   | 25-35                 | .714  | 0-0     | .000 | 21-30   | .700  | 71   | 4.2   |
| LEONARD, Phillip   | 36-82              | .439 | 4-18    | .222 | 52-86   | .605  | 128  | 4.0   | 11-25                 | .440  | 0-3     | .000 | 16-23   | .696  | 38   | 2.4   |
| BRYAN, Jibri       | 40-106             | .377 | 25-73   | .342 | 25-37   | .676  | 130  | 3.6   | 22-51                 | .431  | 13-33   | .394 | 17-24   | .708  | 74   | 4.1   |
| HALLICE, TJ        | 41-70              | .586 | 1-6     | .167 | 16-31   | .516  | 99   | 2.8   | 18-31                 | .581  | 0-1     | .000 | 9-17    | .529  | 45   | 2.5   |
| CANEVARI, Kevin    | 17-41              | .415 | 11-22   | .500 | 8-8     | 1.000 | 53   | 1.5   | 10-22                 | .455  | 6-12    | .500 | 4-4     | 1.000 | 30   | 1.7   |
| MOSSER, John       | 0-7                | .000 | 0-4     | .000 | 3-4     | .750  | 3    | 0.3   | 0-1                   | .000  | 0-1     | .000 | 1-2     | .500  | 1    | 0.2   |
| BENTO, James       | 2-6                | .333 | 0-0     | .000 | 0-0     | .000  | 4    | 0.3   | 1-1                   | 1.000 | 0-0     | .000 | 0-0     | .000  | 2    | 0.3   |
| Totals             | 982-2059           | .477 | 290-755 | .384 | 582-791 | .736  | 2836 | 78.8  | 485-1010              | .480  | 153-378 | .405 | 253-361 | .701  | 1376 | 76.4  |
| Opponent           | 812-2024           | .401 | 236-780 | .303 | 550-787 | .699  | 2410 | 66.9  | 382-959               | .398  | 112-370 | .303 | 260-384 | .677  | 1136 | 63.1  |

| TOTALS             | Overall Statistics |       |       |     |    |     |     |      |     |     | Conference Statistics |       |       |    |     |     |     |      |    |     |
|--------------------|--------------------|-------|-------|-----|----|-----|-----|------|-----|-----|-----------------------|-------|-------|----|-----|-----|-----|------|----|-----|
|                    | o-reb              | d-reb | total | pf  | fo | a   | to  | a/to | hi  | pts | o-reb                 | d-reb | total | pf | fo  | a   | to  | a/to | hi | pts |
| HALL, Langston     | 14                 | 97    | 111   | 51  | 1  | 201 | 85  | 2.4  | 25  | 6   | 46                    | 52    | 24    | 0  | 102 | 40  | 2.6 | 25   | 25 |     |
| COURSEY, Daniel    | 80                 | 152   | 232   | 112 | 7  | 16  | 30  | 0.5  | 20  | 39  | 86                    | 125   | 55    | 0  | 6   | 13  | 0.5 | 16   | 16 |     |
| THOMAS, Bud        | 23                 | 120   | 143   | 68  | 1  | 72  | 32  | 2.3  | 31  | 9   | 52                    | 61    | 28    | 0  | 31  | 17  | 1.8 | 31   | 31 |     |
| WHITE, Anthony Jr. | 23                 | 65    | 88    | 54  | 0  | 38  | 20  | 1.9  | 29  | 7   | 39                    | 46    | 27    | 0  | 23  | 12  | 1.9 | 19   | 19 |     |
| NWAMU, Ike         | 26                 | 77    | 103   | 62  | 2  | 34  | 59  | 0.6  | 24  | 13  | 41                    | 54    | 29    | 0  | 13  | 36  | 0.4 | 20   | 20 |     |
| GOLLON, Jakob      | 48                 | 113   | 161   | 78  | 1  | 91  | 65  | 1.4  | 37  | 28  | 54                    | 82    | 36    | 0  | 45  | 31  | 1.5 | 18   | 18 |     |
| MOTEN, Darius      | 28                 | 34    | 62    | 34  | 1  | 25  | 19  | 1.3  | 21  | 17  | 23                    | 40    | 18    | 1  | 10  | 11  | 0.9 | 21   | 21 |     |
| BROWN, Monty       | 29                 | 50    | 79    | 54  | 0  | 4   | 25  | 0.2  | 16  | 10  | 20                    | 30    | 28    | 0  | 3   | 11  | 0.3 | 12   | 12 |     |
| LEONARD, Phillip   | 15                 | 28    | 43    | 34  | 0  | 17  | 16  | 1.1  | 19  | 5   | 8                     | 13    | 15    | 0  | 9   | 8   | 1.1 | 8    | 8  |     |
| BRYAN, Jibri       | 13                 | 47    | 60    | 45  | 0  | 16  | 23  | 0.7  | 16  | 7   | 26                    | 33    | 24    | 0  | 9   | 13  | 0.7 | 16   | 16 |     |
| HALLICE, TJ        | 39                 | 46    | 85    | 45  | 2  | 9   | 18  | 0.5  | 8   | 22  | 17                    | 39    | 25    | 2  | 4   | 7   | 0.6 | 8    | 8  |     |
| CANEVARI, Kevin    | 3                  | 16    | 19    | 22  | 0  | 60  | 20  | 3.0  | 6   | 2   | 6                     | 8     | 12    | 0  | 30  | 10  | 3.0 | 6    | 6  |     |
| MOSSER, John       | 1                  | 7     | 8     | 1   | 0  | 1   | 1   | 1.0  | 2   | 0   | 1                     | 1     | 1     | 0  | 1   | 1   | 1.0 | 1    | 1  |     |
| BENTO, James       | 4                  | 5     | 9     | 5   | 0  | 1   | 0   | 0.0  | 2   | 1   | 5                     | 6     | 5     | 0  | 1   | 0   | 0.0 | 2    | 2  |     |
| Totals             | 405                | 931   | 1336  | 666 | 15 | 585 | 420 | 1.4  | 117 | 192 | 454                   | 646   | 328   | 3  | 287 | 211 | 1.4 | 90   | 90 |     |
| Opponent           | 401                | 791   | 1192  | 697 | -  | 429 | 452 | 0.9  | 108 | 187 | 399                   | 586   | 334   | -  | 204 | 245 | 0.8 | 89   | 89 |     |

# 2013-14 RESULTS

| <b>RECORD:</b> | <b>OVERALL</b> | <b>HOME</b> | <b>AWAY</b> | <b>NEUTRAL</b> |
|----------------|----------------|-------------|-------------|----------------|
| ALL GAMES      | 25-11          | 16-1        | 9-7         | 0-3            |
| CONFERENCE     | 15-3           | 10-0        | 5-3         | 0-0            |
| NON-CONFERENCE | 10-8           | 6-1         | 4-4         | 0-3            |

| <b>Date</b> | <b>Opponent</b>          | <b>Score</b> | <b>Att.</b> | <b>High Points</b>                       | <b>High Rebounds</b>                                   |
|-------------|--------------------------|--------------|-------------|--|--|
| 11/10/12    | SEWANEE                  | W 65-36      | 3497        | (15)SMITH, Travis                        | (5)HALLICE, T.J.<br>(5)WHITE, Anthony Jr.              |
| 11/12/12    | OGLETHORPE               | W 70-25      | 1572        | (12)BRYAN, Jibri                         | (6)MOTEN, Darius<br>(6)HALLICE, T.J.<br>(6)THOMAS, Bud |
| 11/16/12    | vs George Mason          | 49-52 L      | 2673        | (17)SMITH, Travis                        | (5)COURSEY, Daniel                                     |
| 11/17/12    | vs UIC                   | 36-62 L      | 1266        | (8)SMITH, Travis<br>(8)MOTEN, Darius     | (5)SMITH, Travis<br>(5)THOMAS, Bud                     |
| 11/19/12    | vs Wake Forest           | 71-74 L      | 920         | (14)BRYAN, Jibri                         | (6)GOLLON, Jakob<br>(6)HALLICE, T.J.                   |
| 11/25/12    | FURMAN                   | W 73-46      | 2272        | (14)BROWN, Monty                         | (4)SMITH, Chris  |
| 11-28-12    | at New Mexico            | 58-76 L      | 13561       | (16)SMITH, Travis                        | (6)GOLLON, Jakob<br>(6)SMITH, Travis                   |
| 12/02/12    | at Florida State         | W 61-56      | 6088        | (13)SMITH, Travis                        | (7)THOMAS, Bud   |
| 12/5/12     | at Denver                | 40-69 L      | 1341        | (11)COURSEY, Daniel                      | (4)BROWN, Monty  |
| 12/8/12     | ALABAMA A&M              | W 65-46      | 2261        | (14)COURSEY, Daniel                      | (7)COURSEY, Daniel                                     |
| 12/16/12    | at Chattanooga           | W 63-53      | 2408        | (19)HALL, Langston                       | (8)BROWN, Monty  |
| 12/18/12    | at Georgia               | 49-58 L      | 8650        | (9)WHITE, Anthony Jr.                    | (6)GOLLON, Jakob                                       |
| 12/22/12    | at Alabama               | W 66-59      | 10243       | (20)COURSEY, Daniel                      | (6)GOLLON, Jakob                                       |
| 12/31/12    | *STETSON                 | W 70-64      | 2427        | (25)SMITH, Travis                        | (8)THOMAS, Bud   |
| 1/2/13      | *FLORIDA GULF COAST      | Wot 77-70    | 2742        | (21)SMITH, Travis                        | (7)HALL, Langston                                      |
| 1/5/13      | *at Kennesaw State       | 75-83 L      | 1981        | (18)SMITH, Travis                        | (7)GOLLON, Jakob                                       |
| 01-10-13    | *at North Florida        | W 66-47      | 1753        | (15)SMITH, Travis                        | (8)GOLLON, Jakob                                       |
| 1/12/13     | *at Jacksonville         | 47-49 L      | 1272        | (11)HALL, Langston                       | (7)GOLLON, Jakob                                       |
| 1/17/13     | *EAST TENNESSEE STATE    | W 78-59      | 2672        | (18)SMITH, Travis                        | (9)HALL, Langston                                      |
| 1/19/13     | *USC UPSTATE             | W 82-74      | 2734        | (24)SMITH, Travis                        | (5)THOMAS, Bud<br>(5)GOLLON, Jakob                     |
| 1/23/14     | *FLORIDA GULF COAST      | W 68-55      | 3500        | (18)HALL, Langston                       | (12)COURSEY, Daniel                                    |
| 1/26/13     | *at Lipscomb             | W 71-65      | 2926        | (22)SMITH, Travis                        | (10)THOMAS, Bud  |
| 2/1/13      | *KENNESAW STATE          | W 66-42      | 3072        | (18)SMITH, Travis                        | (7)GOLLON, Jakob<br>(7)THOMAS, Bud                     |
| 2/7/13      | *JACKSONVILLE            | Wot 67-64    | 2372        | (23)HALL, Langston                       | (6)BROWN, Monty  |
| 2/9/13      | *NORTH FLORIDA           | W 64-44      | 3207        | (13)SMITH, Travis                        | (7)GOLLON, Jakob                                       |
| 02/14/13    | *at USC Upstate          | W 70-59      | 611         | (18)THOMAS, Bud                          | (10)GOLLON, Jakob                                      |
| 02/16/13    | *at East Tennessee State | W 71-54      | 2127        | (16)SMITH, Travis                        | (7)THOMAS, Bud<br>(7)GOLLON, Jakob                     |
| 2/21/13     | *LIPSCOMB                | W 83-58      | 2727        | (15)WHITE, Anthony Jr.                   | (4)THOMAS, Bud   |
| 2/23/13     | *NORTHERN KENTUCKY       | W 63-46      | 3527        | (14)SMITH, Travis                        | (6)SMITH, Travis                                       |
| 02/28/13    | *at Florida Gulf Coast   | 57-60 L      | 3586        | (14)SMITH, Travis<br>(14)COURSEY, Daniel | (10)COURSEY, Daniel                                    |
| 3/2/13      | *at Stetson              | W 77-65      | 924         | (15)SMITH, Travis                        | (8)SMITH, Travis                                       |
| 3/6/13      | LIPSCOMB                 | W 82-48      | 3527        | (12)HALL, Langston                       | (6)THOMAS, Bud   |
| 3/8/13      | USC UPSTATE              | W 72-64      | 3527        | (20)THOMAS, Bud                          | (7)COURSEY, Daniel                                     |
| 3/9/13      | FLORIDA GULF COAST       | 75-88 L      | 3494        | (16)SMITH, Travis                        | (9)GOLLON, Jakob                                       |
| 03/20/13    | 4at Tennessee            | W 75-67      | 4468        | (25)SMITH, Travis                        | (8)HALLICE, T.J.                                       |
| 03/25/13    | at BYU                   | 71-90 L      | 12929       | (19)SMITH, Travis                        | (6)GOLLON, Jakob<br>(6)THOMAS, Bud                     |

\* = Conference game

| <b>Attendance Summary</b> | <b>Games</b> | <b>Attend</b> | <b>Avg/Game</b> |
|---------------------------|--------------|---------------|-----------------|
| Home                      | 17           | 49130         | 2890            |
| Away                      | 16           | 74868         | 4679            |
| Neutral                   | 3            | 4859          | 1620            |
| <b>Total</b>              | <b>36</b>    | <b>128857</b> | <b>3579</b>     |

# Final Atlantic Sun Standings

| STANDINGS         | -----CONFERENCE----- |             |             |             | -----OVERALL----- |             |             |             |
|-------------------|----------------------|-------------|-------------|-------------|-------------------|-------------|-------------|-------------|
|                   | W-L                  | Pct         | PF          | PA          | W-L               | Pct         | PF          | PA          |
| <b>Mercer</b>     | <b>14-4</b>          | <b>.778</b> | <b>76.4</b> | <b>63.1</b> | <b>27-9</b>       | <b>.750</b> | <b>78.8</b> | <b>66.9</b> |
| FGCU              | 14-4                 | .778        | 75.9        | 67.9        | 22-13             | .629        | 71.5        | 66.8        |
| USC Upstate       | 11-7                 | .611        | 73.2        | 66.9        | 19-15             | .559        | 73.3        | 69.1        |
| ETSU              | 10-8                 | .556        | 77.7        | 76.4        | 19-16             | .543        | 76.8        | 76.1        |
| North Florida     | 10-8                 | .556        | 73.8        | 73.6        | 16-16             | .500        | 72.4        | 74.3        |
| Lipscomb          | 10-8                 | .556        | 74.8        | 76.9        | 15-15             | .500        | 75.9        | 78.5        |
| Jacksonville      | 8-10                 | .444        | 76.0        | 78.8        | 12-18             | .400        | 74.4        | 79.5        |
| Northern Kentucky | 5-13                 | .278        | 68.3        | 72.2        | 9-21              | .300        | 68.1        | 73.7        |
| Stetson           | 5-13                 | .278        | 63.0        | 73.0        | 7-24              | .226        | 61.8        | 72.6        |
| Kennesaw State    | 3-15                 | .167        | 65.9        | 76.2        | 6-25              | .194        | 65.0        | 74.3        |

## ATLANTIC SUN ALL-CONFERENCE HONORS

### First Team All-Atlantic Sun

|           |                      |               |            |
|-----------|----------------------|---------------|------------|
| G         | Rashawn Rembert      | ETSU          | Jr.        |
| G         | Brett Comer          | FGCU          | Jr.        |
| G         | Bernard Thompson     | FGCU          | Jr.        |
| <b>PG</b> | <b>Langston Hall</b> | <b>Mercer</b> | <b>Sr.</b> |
| F         | Torrey Craig         | USC Upstate   | Sr.        |

### Second Team All-Atlantic Sun

|   |                 |               |     |
|---|-----------------|---------------|-----|
| F | Chase Fieler    | FGCU          | Sr. |
| G | Jarvis Haywood  | Jacksonville  | So. |
| G | Keith McDougald | Jacksonville  | Sr. |
| F | Travis Wallace  | North Florida | Sr. |
| F | Ricardo Glenn   | USC Upstate   | Sr. |

### Atlantic Sun All-Freshmen Team

|    |                   |               |
|----|-------------------|---------------|
| *G | J.C. Hampton      | Lipscomb      |
| *G | Dallas Moore      | North Florida |
| G  | A.J. Merriweather | ETSU          |
| G  | Josh Williams     | Lipscomb      |
| F  | Brian Pegg        | Stetson       |
| *  | Unanimous Choice  |               |

### Academic All-Atlantic Sun Conference Team

|                  |     |                |
|------------------|-----|----------------|
| Jakob Gollon     | Sr. | Mercer         |
| Delbert Love     | Jr. | Kennesaw State |
| Demarcus Daniels | So. | North Florida  |
| Mario Blessing   | Jr. | USC Upstate    |
| Hunter Miller    | Sr. | Stetson        |

|                               |                               |
|-------------------------------|-------------------------------|
| Player of the Year:           | <b>Langston Hall, Mercer</b>  |
| Defensive Player of the Year: | <b>Daniel Coursey, Mercer</b> |
| Freshman of the Year:         | Dallas Moore, North Florida   |
| Newcomer of the Year:         | Jalen Riley, ETSU             |
| Coach of the Year:            | <b>Bob Hoffman, Mercer</b>    |
| Scholar Athlete of the Year:  | <b>Jakob Gollon, Mercer</b>   |

## 2013-14 A-SUN TOURNAMENT MARCH 4-9, 2014

### QUATERFINALS - MARCH 6-7

|  |
|--|
| #1 FGCU 77, #8 STETSON 55              |
| #2 MERCER 85, #7 JACKSONVILLE 64       |
| #3 USC UPSTATE 80, #6 NORTH FLORIDA 74 |
| #4 ETSU 89, #5 LIPSCOMB 88             |

### SEMIFINALS - MARCH 8

|                                 |
|---------------------------------|
| #1 FGCU 69, #4 ETSU 64          |
| #2 MERCER 78, #3 USC UPSTATE 75 |

### FINALS - MARCH 9

|                          |
|--------------------------|
| #2 MERCER 68, #1 FGCU 60 |
|--------------------------|

# 2013-14 A-SUN CONFERENCE REVIEW

## SCORING

| ## Player-Team                | G  | FG | 3FG | FT  | Pts | Avg/G |      |
|-------------------------------|----|----|-----|-----|-----|-------|------|
| 1. REMBERT, Rashawn-ETSU      | JR | 35 | 182 | 108 | 117 | 589   | 16.8 |
| 2. CRAIG, Torrey-UPST         | SR | 34 | 204 | 68  | 93  | 569   | 16.7 |
| 3. HAYWOOD, Jarvis-JU         | SO | 26 | 149 | 33  | 100 | 431   | 16.6 |
| 4. SMITH, Brett-LIP           | JR | 29 | 134 | 68  | 115 | 451   | 15.6 |
| 5. THOMPSON, Bernard-FGCU     | JR | 33 | 167 | 55  | 109 | 498   | 15.1 |
| 6. HALL, Langston-MER         | SR | 36 | 152 | 86  | 136 | 526   | 14.6 |
| 7. HAMPTON, J.C.-LIP          | FR | 30 | 136 | 82  | 82  | 436   | 14.5 |
| 8. GREENE, Ty-UPST            | JR | 26 | 114 | 50  | 94  | 372   | 14.3 |
| 9. FIELER, Chase-FGCU         | SR | 35 | 187 | 18  | 96  | 488   | 13.9 |
| 10. SMITH, Malcolm-LIP        | JR | 30 | 130 | 7   | 146 | 413   | 13.8 |
| 11. COMER, Brett-FGCU         | JR | 35 | 177 | 38  | 87  | 479   | 13.7 |
| 12. JACKSON, Jordan-NKU       | JR | 28 | 117 | 4   | 141 | 379   | 13.5 |
| 13. GREEN, Willie-STET        | SR | 31 | 158 | 6   | 96  | 418   | 13.5 |
| 14. RILEY, Jalen-ETSU         | JR | 35 | 125 | 50  | 169 | 469   | 13.4 |
| 15. GLENN, Ricardo-UPST       | SR | 33 | 158 | 0   | 125 | 441   | 13.4 |
| 16. WILLIAMS, Josh-LIP        | FR | 29 | 136 | 42  | 63  | 377   | 13.0 |
| 17. MCDOUGALD, Keith-JU       | SR | 26 | 108 | 30  | 86  | 332   | 12.8 |
| 18. LOVE, Delbert-KSU         | JR | 31 | 131 | 65  | 64  | 391   | 12.6 |
| 19. MOORE, Dallas-UNF         | FR | 32 | 138 | 50  | 73  | 399   | 12.5 |
| 20. WALLACE, Travis-UNF       | SR | 32 | 159 | 0   | 75  | 393   | 12.3 |
| 21. GADSDEN-GILLIARD, K.-ETSU | SR | 34 | 126 | 27  | 93  | 372   | 10.9 |
| 22. WHITE, Tyler-NKU          | SO | 28 | 105 | 49  | 44  | 303   | 10.8 |
| 23. BEECH, Beau-UNF           | SO | 32 | 96  | 68  | 70  | 330   | 10.3 |
| 24. WILSON, Lester-ETSU       | SO | 35 | 126 | 63  | 40  | 355   | 10.1 |
| 25. COURSEY, Daniel-MER       | SR | 36 | 156 | 0   | 53  | 365   | 10.1 |
| 26. MARTIN, Vince-JU          | SR | 30 | 88  | 40  | 81  | 297   | 9.9  |
| 27. COLEMAN, Orlando-KSU      | SO | 30 | 120 | 18  | 33  | 291   | 9.7  |
| 28. BILLUPS, Jalen-NKU        | SO | 30 | 120 | 1   | 48  | 289   | 9.6  |
| 29. MERRIWEATHER, A.J.-ETSU   | FR | 35 | 119 | 13  | 82  | 333   | 9.5  |
| 30. SMITH, Kentwan-STET       | JR | 31 | 113 | 17  | 48  | 291   | 9.4  |

## FIELD GOALS

| ## Player-Team              | G  | FGM | FGA | Pct  |
|-----------------------------|----|-----|-----|------|
| 1. GLENN, Ricardo-UPST      | SR | 33  | 158 | .635 |
| 2. BILLUPS, Jalen-NKU       | SO | 30  | 120 | .574 |
| 3. COURSEY, Daniel-MER      | SR | 36  | 156 | .571 |
| 4. MAXEY, Jodd-UPST         | SR | 34  | 124 | .549 |
| 5. FIELER, Chase-FGCU       | SR | 35  | 187 | .548 |
| 6. HARRIS, Hunter-ETSU      | SR | 34  | 115 | .528 |
| 7. COLEMAN, Orlando-KSU     | SO | 30  | 120 | .519 |
| 8. GREEN, Willie-STET       | SR | 31  | 158 | .515 |
| 9. SMITH, Malcolm-LIP       | JR | 30  | 130 | .514 |
| 10. HAYWOOD, Jarvis-JU      | SO | 26  | 149 | .509 |
| 11. WALLACE, Travis-UNF     | SR | 32  | 159 | .502 |
| 12. WILLIAMS, Josh-LIP      | FR | 29  | 136 | .498 |
| 13. SMITH, Kentwan-STET     | JR | 31  | 113 | .498 |
| 14. MERRIWEATHER, A.J.-ETSU | FR | 35  | 119 | .482 |
| 15. JACKSON, Jordan-NKU     | JR | 28  | 117 | .472 |

## ASSISTS

| ## Player-Team                | G  | Assists | Avg./G |     |
|-------------------------------|----|---------|--------|-----|
| 1. HALL, Langston-MER         | SR | 36      | 201    | 5.6 |
| 2. COMER, Brett-FGCU          | JR | 35      | 187    | 5.3 |
| 3. MARTIN, Vince-JU           | SR | 30      | 141    | 4.7 |
| 4. ANDREWS, Raymone-STET      | SR | 30      | 116    | 3.9 |
| 5. GREENE, Ty-UPST            | JR | 26      | 91     | 3.5 |
| 6. McCLAIN, Petey-ETSU        | SO | 33      | 111    | 3.4 |
| 7. MILLER, Fred-UPST          | JR | 34      | 113    | 3.3 |
| 8. HAMPTON, J.C.-LIP          | FR | 30      | 88     | 2.9 |
| 9. JACKSON, Jordan-NKU        | JR | 28      | 82     | 2.9 |
| 10. GADSDEN-GILLIARD, K.-ETSU | SR | 34      | 99     | 2.9 |
| 11. HAYWOOD, Jarvis-JU        | SO | 26      | 68     | 2.6 |
| 12. MOORE, Dallas-UNF         | FR | 32      | 83     | 2.6 |
| 13. MCDOUGALD, Keith-JU       | SR | 26      | 66     | 2.5 |
| 14. GOLLON, Jakob-MER         | SR | 36      | 91     | 2.5 |
| 15. LOVE, Delbert-KSU         | JR | 31      | 78     | 2.5 |

## REBOUNDING

| ## Player-Team                | CI | G  | OFF | DEF | TOT | Avg/G |
|-------------------------------|----|----|-----|-----|-----|-------|
| 1. GLENN, Ricardo-UPST        | SR | 33 | 105 | 160 | 265 | 8.0   |
| 2. FIELER, Chase-FGCU         | SR | 35 | 87  | 173 | 260 | 7.4   |
| 3. WALLACE, Travis-UNF        | SR | 32 | 83  | 152 | 235 | 7.3   |
| 4. CRAIG, Torrey-UPST         | SR | 34 | 67  | 170 | 237 | 7.0   |
| 5. DAWSON, Javon-JU           | SR | 27 | 54  | 132 | 186 | 6.9   |
| 6. COURSEY, Daniel-MER        | SR | 36 | 80  | 152 | 232 | 6.4   |
| 7. MERRIWEATHER, A.J.-ETSU    | FR | 35 | 72  | 149 | 221 | 6.3   |
| 8. PEGG, Brian-STET           | FR | 30 | 69  | 120 | 189 | 6.3   |
| 9. MAXEY, Jodd-UPST           | SR | 34 | 74  | 137 | 211 | 6.2   |
| 10. COLEMAN, Orlando-KSU      | SO | 30 | 60  | 125 | 185 | 6.2   |
| 11. SLAWSON, RJ-JU            | SR | 30 | 85  | 99  | 184 | 6.1   |
| 12. JONES, Jamail-FGCU        | JR | 35 | 44  | 153 | 197 | 5.6   |
| 13. SANKEY, Khion-LIP         | SR | 27 | 38  | 110 | 148 | 5.5   |
| 14. DAVENPORT, Chris-UNF      | FR | 32 | 45  | 130 | 175 | 5.5   |
| 15. HARRIS, Hunter-ETSU       | SR | 34 | 66  | 119 | 185 | 5.4   |
| 16. GADSDEN-GILLIARD, K.-ETSU | SR | 34 | 31  | 145 | 176 | 5.2   |
| 17. BILLUPS, Jalen-NKU        | SO | 30 | 48  | 107 | 155 | 5.2   |
| 18. WILLIAMS, Josh-LIP        | FR | 29 | 41  | 108 | 149 | 5.1   |
| 19. SMITH, Malcolm-LIP        | JR | 30 | 64  | 88  | 152 | 5.1   |
| 20. SMITH, Kentwan-STET       | JR | 31 | 54  | 103 | 157 | 5.1   |

## STEALS

| ## Player-Team                | CI | G  | Assists | Avg./G |
|-------------------------------|----|----|---------|--------|
| 1. MARTIN, Vince-JU           | SR | 30 | 55      | 1.8    |
| 2. JACKSON, Jordan-NKU        | JR | 28 | 41      | 1.5    |
| 3. THOMPSON, Bernard-FGCU     | JR | 33 | 48      | 1.5    |
| 4. HALL, Langston-MER         | SR | 36 | 52      | 1.4    |
| 5. MERRIWEATHER, A.J.-ETSU    | FR | 35 | 50      | 1.4    |
| 6. LOVE, Delbert-KSU          | JR | 31 | 44      | 1.4    |
| 7. MILLER, Fred-UPST          | JR | 34 | 46      | 1.4    |
| 8. HAYWOOD, Jarvis-JU         | SO | 26 | 33      | 1.3    |
| 9. JOHNSON, Todd-NKU          | SO | 23 | 29      | 1.3    |
| 10. REMBERT, Rashawn-ETSU     | JR | 35 | 43      | 1.2    |
| 11. WILLIAMS, Josh-LIP        | FR | 29 | 34      | 1.2    |
| 12. COMER, Brett-FGCU         | JR | 35 | 41      | 1.2    |
| 13. MCDOUGALD, Keith-JU       | SR | 26 | 30      | 1.2    |
| 14. McCLAIN, Petey-ETSU       | SO | 33 | 36      | 1.1    |
| 15. GADSDEN-GILLIARD, K.-ETSU | SR | 34 | 37      | 1.1    |

## BLOCKED SHOTS

| ## Player-Team            | CI | G  | Steals | Avg/G |
|---------------------------|----|----|--------|-------|
| 1. COURSEY, Daniel-MER    | SR | 36 | 74     | 2.1   |
| 2. SLAWSON, RJ-JU         | SR | 30 | 43     | 1.4   |
| 3. GREEN, Willie-STET     | SR | 31 | 41     | 1.3   |
| 4. HICKS, Nate-FGCU       | JR | 35 | 42     | 1.2   |
| 5. HARRIS, Hunter-ETSU    | SR | 34 | 40     | 1.2   |
| 6. KOUASSI, Willy-KSU     | SO | 31 | 35     | 1.1   |
| 7. MAXEY, Jodd-UPST       | SR | 34 | 38     | 1.1   |
| 8. BILLUPS, Jalen-NKU     | SO | 30 | 32     | 1.1   |
| 9. BANKS, Romelo-UNF      | FR | 32 | 32     | 1.0   |
| 10. WALLACE, Travis-UNF   | SR | 32 | 31     | 1.0   |
| 11. FIELER, Chase-FGCU    | SR | 35 | 32     | 0.9   |
| 12. SMITH, Kentwan-STET   | JR | 31 | 26     | 0.8   |
| 13. CRAIG, Torrey-UPST    | SR | 34 | 28     | 0.8   |
| 14. SANKEY, Khion-LIP     | SR | 27 | 17     | 0.6   |
| 15. DANIELS, Demarcus-UNF | SO | 32 | 20     | 0.6   |

**GAME**  
**1**

Texas 76, Mercer 73  
Nov. 8, 2013  
Austin, Texas  
Erwin Center

AUSTIN, Texas – A game of wild swings saw Mercer trail by as many as 12 and lead by as many as nine, but in the end it was Texas that came away with a 76-73 victory in Friday night's men's basketball opener at the Erwin Center. Senior point guard Langston Hall led all scorers with 22 points in the loss.

Mercer dropped its season opener for the first time since 2006 while Texas won its first game for the 12th-straight year.

"Our guys were right there," Mercer head coach Bob Hoffman said. "We went for a stretch in the second half when we didn't execute, and that kills you in a game like this."

Hall booked his 22 points on 7-of-16 shooting from the field and 5-of-10 aim from three point range. He also added five assists to move into second place among Mercer's all-time career assist leaders (437).

"Langston was aggressive," Hoffman said. "I thought he was special tonight. Everybody played well. We've got a lot of guys that can play."

Seniors Daniel Coursey and Jakob Gollon joined him in double-figures, registering 14 and 10 points, respectively. Coursey also collected 11 rebounds and two blocks to mark his second career double-double.

Official Basketball Box Score -- Game Totals -- Final Statistics  
Mercer vs Texas  
11/08/13 7 p.m. at Austin, Texas (Erwin Center)

**Mercer 73 • 0-1**

| ##            | Player             | Total FG-FGA | 3-Ptr FG-FGA | FT-FTA | Rebounds |     |     | PF | TP | A  | TO | Blk | Stl | Min |
|---------------|--------------------|--------------|--------------|--------|----------|-----|-----|----|----|----|----|-----|-----|-----|
|               |                    |              |              |        | Off      | Def | Tot |    |    |    |    |     |     |     |
| 20            | GOLLON, Jakob      | f 4-8        | 2-5          | 0-0    | 0        | 2   | 2   | 2  | 10 | 2  | 3  | 0   | 2   | 25  |
| 52            | COURSEY, Daniel    | c 6-11       | 0-0          | 2-4    | 6        | 5   | 11  | 4  | 14 | 0  | 1  | 2   | 0   | 29  |
| 05            | THOMAS, Bud        | g 1-6        | 0-4          | 0-0    | 2        | 1   | 3   | 4  | 2  | 3  | 1  | 1   | 0   | 24  |
| 15            | WHITE, Anthony Jr. | g 1-4        | 1-3          | 0-0    | 0        | 0   | 0   | 2  | 3  | 0  | 0  | 0   | 0   | 8   |
| 21            | HALL, Langston     | g 7-16       | 5-10         | 3-4    | 1        | 0   | 1   | 3  | 22 | 5  | 1  | 0   | 2   | 32  |
| 01            | LEONARD, Phillip   | g 2-3        | 0-0          | 5-7    | 1        | 0   | 1   | 2  | 9  | 1  | 0  | 0   | 0   | 17  |
| 03            | CANEVARI, Kevin    | g 0-1        | 0-0          | 0-0    | 0        | 1   | 1   | 0  | 0  | 1  | 2  | 0   | 2   | 8   |
| 10            | NWAMU, Ike         | g 2-8        | 0-4          | 1-2    | 0        | 5   | 5   | 1  | 5  | 2  | 0  | 1   | 1   | 21  |
| 14            | HALLICE, TJ        | g 0-1        | 0-0          | 0-0    | 2        | 4   | 6   | 0  | 0  | 1  | 2  | 0   | 0   | 16  |
| 22            | MOTEN, Darius      | g 0-0        | 0-0          | 0-0    | 0        | 0   | 0   | 0  | 0  | 1  | 0  | 0   | 0   | 2   |
| 34            | BRYAN, Jibri       | g 2-5        | 2-4          | 0-0    | 0        | 0   | 0   | 0  | 1  | 6  | 1  | 2   | 0   | 9   |
| 45            | BROWN, Monty       | g 0-0        | 0-0          | 2-4    | 0        | 2   | 2   | 3  | 2  | 0  | 1  | 0   | 0   | 9   |
|               | Team               |              |              |        | 1        | 4   | 5   |    |    |    |    |     |     |     |
| <b>Totals</b> |                    |              | 25-63        | 10-30  | 13-21    | 13  | 24  | 37 | 22 | 73 | 17 | 13  | 4   | 7   |

FG % 1st Half: 13-32 40.6% 2nd half: 12-31 38.7% Game: 25-63 39.7%

3FG % 1st Half: 3-16 18.8% 2nd half: 7-14 50.0% Game: 10-30 33.3%

FT % 1st Half: 7-14 50.0% 2nd half: 6-7 85.7% Game: 13-21 61.9%

Deadball Rebounds 5

**Texas 76 • 1-0**

| ##            | Player            | Total FG-FGA | 3-Ptr FG-FGA | FT-FTA | Rebounds |     |     | PF | TP | A  | TO | Blk | Stl | Min |
|---------------|-------------------|--------------|--------------|--------|----------|-----|-----|----|----|----|----|-----|-----|-----|
|               |                   |              |              |        | Off      | Def | Tot |    |    |    |    |     |     |     |
| 10            | Holmes, Jonathan  | f 4-8        | 2-3          | 1-2    | 0        | 1   | 1   | 1  | 11 | 0  | 2  | 0   | 1   | 21  |
| 55            | Ridley, Cameron   | c 3-7        | 0-0          | 2-4    | 4        | 7   | 11  | 3  | 8  | 0  | 1  | 5   | 0   | 27  |
| 01            | Taylor, Isaiah    | g 4-10       | 0-0          | 9-14   | 0        | 3   | 3   | 3  | 17 | 2  | 3  | 0   | 0   | 29  |
| 02            | Holland, Demarcus | g 3-8        | 0-1          | 1-2    | 3        | 5   | 8   | 2  | 7  | 3  | 2  | 0   | 2   | 30  |
| 03            | Felix, Javan      | g 4-14       | 1-5          | 2-2    | 0        | 2   | 2   | 2  | 11 | 9  | 3  | 0   | 0   | 32  |
| 00            | Yancy, Kendal     | g 1-1        | 0-0          | 0-1    | 0        | 0   | 0   | 1  | 2  | 0  | 0  | 0   | 0   | 12  |
| 05            | Croaker, Damarcus | g 2-2        | 2-2          | 0-0    | 0        | 1   | 1   | 0  | 0  | 0  | 1  | 0   | 0   | 3   |
| 21            | Lammert, Connor   | g 4-6        | 1-2          | 0-0    | 2        | 6   | 8   | 3  | 9  | 0  | 0  | 2   | 0   | 20  |
| 24            | Walker, Martez    | g 1-2        | 1-2          | 0-0    | 1        | 1   | 2   | 1  | 3  | 0  | 1  | 0   | 1   | 14  |
| 44            | Ibeh, Prince      | g 0-1        | 0-0          | 2-3    | 1        | 1   | 2   | 2  | 0  | 0  | 0  | 0   | 0   | 12  |
|               | Team              |              |              |        | 2        | 0   | 2   |    |    |    |    |     |     |     |
| <b>Totals</b> |                   |              | 26-59        | 7-15   | 17-28    | 13  | 27  | 40 | 18 | 76 | 14 | 13  | 7   | 4   |

FG % 1st Half: 12-24 50.0% 2nd half: 14-35 40.0% Game: 26-59 44.1%

3FG % 1st Half: 6-8 75.0% 2nd half: 1-7 14.3% Game: 7-15 46.7%

FT % 1st Half: 9-14 64.3% 2nd half: 8-14 57.1% Game: 17-28 60.7%

Deadball Rebounds 7.1

Officials: Bert Smith, Job Hartness, Marques Pettigrew  
Technical fouls: Mercer-None. Texas-None.  
Attendance: 8108  
Turnstile - 4,018

| Score by periods | 1st | 2nd | Total |
|------------------|-----|-----|-------|
| Mercer           | 36  | 37  | 73    |
| Texas            | 39  | 37  | 76    |

| Points | In Paint | Off T/O | 2nd Chance | Fast Break | Bench |
|--------|----------|---------|------------|------------|-------|
| MERC   | 20       | 13      | 8          | 3          | 22    |
| UT     | 26       | 13      | 10         | 7          | 22    |

**GAME**  
**2**

Mercer 95, Reinhardt 53  
Nov. 13, 2013  
Macon, Ga.  
Hawkins Arena

MACON, Ga. – Head coach Bob Hoffman registered the 500th win of his head coaching career on Wednesday evening, leading the Mercer men's basketball team to a 95-53 victory over Reinhardt at Hawkins Arena.

The win was also Hoffman's 100th at Mercer and pulled the team to 1-1 on the season. Reinhardt dropped its second straight and fell to 3-4 overall.

Eleven of Mercer's 14 suited players reached the scoring column as the Bears topped the 90-point barrier for the first time since January 30, 2010. Senior Daniel Coursey paced the Bears' offense with 20 points in 15 minutes while also collecting eight rebounds, five blocks and a steal.

Senior Bud Thomas was eight-of-nine from the field on his way to 18 points in 16 minutes of work. Sophomore Ike Nwamu also reached double figures, tallying 13 points, six boards and an assist off the bench.

Mercer got layups on three of its first four possessions, but back-to-back threes for the Eagles knotted the score at 6-6 three minutes in. At the 14:27 juncture the Eagles trailed by only four when a Coursey dunk ignited a 23-2 Mercer run that put the Bears ahead 36-11 with eight minutes to play before half.

The Bears were never threatened from that point on, eventually going ahead by as many as 46 in the second half.

Official Basketball Box Score -- Game Totals -- Final Statistics  
Reinhardt vs Mercer  
11/13/13 7 p.m. at Macon, Ga. - Hawkins Arena

**Reinhardt 53 • 3-4**

| ##            | Player           | Total FG-FGA | 3-Ptr FG-FGA | FT-FTA | Rebounds |     |     | PF | TP | A  | TO | Blk | Stl | Min |
|---------------|------------------|--------------|--------------|--------|----------|-----|-----|----|----|----|----|-----|-----|-----|
|               |                  |              |              |        | Off      | Def | Tot |    |    |    |    |     |     |     |
| 21            | SWINT, Wayne     | f 2-3        | 0-0          | 0-0    | 2        | 2   | 4   | 5  | 4  | 0  | 2  | 1   | 1   | 23  |
| 44            | PORTER, Matt     | f 3-8        | 1-6          | 0-1    | 1        | 2   | 3   | 1  | 7  | 0  | 1  | 1   | 1   | 25  |
| 02            | WOOD, Quinton    | g 2-14       | 0-7          | 2-2    | 2        | 1   | 3   | 0  | 6  | 2  | 2  | 0   | 1   | 28  |
| 04            | ROACH, Tareek    | g 2-7        | 2-5          | 0-0    | 2        | 2   | 4   | 1  | 6  | 3  | 1  | 0   | 1   | 23  |
| 10            | RENO, Tanner     | g 1-3        | 1-3          | 0-0    | 0        | 0   | 0   | 2  | 3  | 2  | 0  | 0   | 0   | 18  |
| 01            | DENNIS, Easton   | g 0-1        | 0-0          | 0-0    | 0        | 0   | 0   | 0  | 0  | 0  | 0  | 0   | 0   | 2   |
| 05            | THOMAS, Larricus | g 0-9        | 0-2          | 1-2    | 2        | 1   | 3   | 2  | 11 | 0  | 3  | 0   | 1   | 13  |
| 11            | ZACHARY, Justin  | g 1-3        | 1-1          | 0-0    | 0        | 3   | 3   | 0  | 3  | 0  | 0  | 0   | 0   | 7   |
| 12            | JONES, Duncan    | g 1-1        | 1-1          | 2-2    | 1        | 1   | 2   | 1  | 5  | 2  | 0  | 0   | 0   | 6   |
| 22            | COOPER, Josh     | g 2-4        | 1-3          | 3-3    | 2        | 1   | 3   | 2  | 8  | 0  | 0  | 0   | 1   | 17  |
| 23            | HUGHLEY, Ira     | g 0-3        | 0-2          | 0-2    | 0        | 1   | 1   | 0  | 0  | 0  | 1  | 0   | 1   | 12  |
| 24            | REID, William    | g 2-6        | 1-5          | 0-0    | 0        | 2   | 2   | 1  | 5  | 0  | 1  | 0   | 0   | 11  |
| 55            | JOSEPH, Luke     | g 2-6        | 0-0          | 1-1    | 0        | 2   | 2   | 4  | 5  | 0  | 1  | 0   | 0   | 15  |
|               | Team             |              |              |        | 7        | 0   | 7   |    |    |    |    |     |     |     |
| <b>Totals</b> |                  |              | 18-68        | 8-35   | 9-13     | 17  | 18  | 35 | 19 | 53 | 9  | 12  | 2   | 7   |

FG % 1st Half: 7-32 21.9% 2nd half: 11-36 30.6% Game: 18-68 26.5%

3FG % 1st Half: 4-14 28.6% 2nd half: 4-14 28.6% Game: 8-35 22.9%

FT % 1st Half: 4-4 100.0% 2nd half: 5-9 55.6% Game: 9-13 69.2%

Deadball Rebounds 0

**Mercer 95 • 1-1**

| ##            | Player             | Total FG-FGA | 3-Ptr FG-FGA | FT-FTA | Rebounds |     |     | PF | TP | A  | TO | Blk | Stl | Min |
|---------------|--------------------|--------------|--------------|--------|----------|-----|-----|----|----|----|----|-----|-----|-----|
|               |                    |              |              |        | Off      | Def | Tot |    |    |    |    |     |     |     |
| 20            | GOLLON, Jakob      | f 0-0        | 0-0          | 0-0    | 1        | 1   | 2   | 0  | 0  | 4  | 2  | 0   | 0   | 15  |
| 52            | COURSEY, Daniel    | f 9-11       | 0-0          | 0-0    | 2        | 4   | 6   | 1  | 20 | 0  | 0  | 5   | 1   | 15  |
| 05            | THOMAS, Bud        | g 8-9        | 2-3          | 0-0    | 1        | 2   | 3   | 0  | 18 | 1  | 1  | 0   | 0   | 16  |
| 15            | WHITE, Anthony Jr. | g 3-5        | 1-2          | 0-0    | 2        | 0   | 2   | 1  | 7  | 1  | 0  | 0   | 0   | 18  |
| 21            | HALL, Langston     | g 1-6        | 0-2          | 0-0    | 0        | 2   | 2   | 0  | 2  | 6  | 0  | 0   | 0   | 17  |
| 01            | LEONARD, Phillip   | g 3-8        | 0-1          | 3-4    | 2        | 0   | 2   | 1  | 9  | 0  | 0  | 0   | 0   | 16  |
| 03            | CANEVARI, Kevin    | g 2-3        | 1-2          | 0-0    | 0        | 2   | 2   | 1  | 5  | 1  | 0  | 1   | 1   | 14  |
| 10            | NWAMU, Ike         | g 5-9        | 0-2          | 3-3    | 3        | 3   | 6   | 1  | 13 | 1  | 3  | 0   | 0   | 19  |
| 12            | MOSSEY, John       | g 0-2        | 0-1          | 0-0    | 0        | 2   | 2   | 0  | 0  | 0  | 0  | 0   | 0   | 4   |
| 14            | HALLICE, TJ        | g 1-2        | 1-2          | 2-2    | 2        | 2   | 4   | 2  | 5  | 0  | 3  | 0   | 0   | 18  |
| 22            | MOTEN, Darius      | g 2-4        | 0-0          | 0-0    | 3        | 2   | 5   | 0  | 4  | 2  | 0  | 0   | 0   | 14  |
| 32            | BENTO, James       | g 0-1        | 0-0          | 0-0    | 2        | 0   | 2   | 0  | 0  | 0  | 0  | 0   | 0   | 4   |
| 34            | BRYAN, Jibri       | g 1-6        | 1-4          | 1-4    | 0        | 5   | 5   | 3  | 4  | 0  | 0  | 0   | 0   | 16  |
| 45            | BROWN, Monty       | g 4-8        | 0-0          | 0-0    | 3        | 5   | 8   | 4  | 8  | 0  | 1  | 1   | 0   | 14  |
|               | Team               |              |              |        | 0        | 7   | 7   |    |    |    |    |     |     |     |
| <b>Totals</b> |                    |              | 39-74        | 6-19   | 11-18    | 23  | 37  | 60 | 14 | 95 | 20 | 11  | 6   | 3   |

FG % 1st Half: 23-40 57.5% 2nd half: 16-34 47.1% Game: 39-74 52.7%

3FG % 1st Half: 4-10 40.0% 2nd half: 2-9 22.2% Game: 6-19 31.6%

FT % 1st Half: 5-10 50.0% 2nd half: 6-8 75.0% Game: 11-18 61.1%

Deadball Rebounds 1

Officials: Jason Baker, Clyde Owens, Job Hartness  
Technical fouls: Reinhardt-None. Mercer-None.  
Attendance: 1872

| Score by periods | 1st | 2nd | Total |
|------------------|-----|-----|-------|
| Reinhardt        | 22  | 31  | 53    |
| Mercer           | 55  | 40  | 95    |

| Points | In Paint | Off T/O | 2nd Chance | Fast Break | Bench |
|--------|----------|---------|------------|------------|-------|
| REIN   | 19       | 2       | 13         | 4          | 27    |
| MERC   | 64       | 20      | 21         | 12         | 48    |



2013-14 MERCER GAME-BY-GAME

GAME

5

Mercer 109, J&W 56

Nov. 18, 2013
Macon, Ga.
Hawkins Arena

MACON, Ga. – Every active Mercer men’s basketball player scored and grabbed at least one rebound as the team broke the century mark for the first time in over four years on Wednesday in a 109-56 win over Johnson and Wales at Hawkins Arena.

Leonard shot 6-of-9 from the field while also collecting six rebounds, an assist and a steal in the win. He was joined in double-figure scoring by sophomore Ike Nwamu (13 points), senior Anthony White Jr. (12 points) and sophomore Jibri Bryan (10 points).

All 14 suited players scored at least two points as the Bears registered their highest offensive total since beating Fisk 110-45 on November 18, 2009. Of Mercer’s 109 points, 72 came off the bench while 56 were scored in the paint, 24 were earned on second chance opportunities and 20 were scored on the fast break.

The Bears hit 32 free throws, finishing just three short of tying the program record set on November 24, 2007 against Loyola Marymount. The Bears also came up three free throw attempts shy of tying the program record of 46 set in the same game.

Mercer opened the game on an 11-0 run and never trailed en route to the win. The Bears would eventually go ahead by as many as 59 in the second half before closing the books on the evening.

Official Basketball Box Score -- Game Totals -- Final Statistics
Johnson & Wales vs Mercer
11/20/13 7 p.m. at Macon, Ga. - Hawkins Arena

Johnson & Wales 56 • 3-6

Box score table for Johnson & Wales vs Mercer. Columns include Player, FG-FGA, 3-Ptr, FT-FTA, Rebounds (Off, Def, Tot), PF, TP, A TO Blk Stl, Min. Rows list individual players and team totals.

Mercer 109 • 3-2

Box score table for Mercer vs Johnson & Wales. Columns include Player, FG-FGA, 3-Ptr, FT-FTA, Rebounds (Off, Def, Tot), PF, TP, A TO Blk Stl, Min. Rows list individual players and team totals.

Officials: Art Vauck, Marty McEackern, Rusty Phillips
Technical fouls: Johnson & Wales-Adarius Davis. Mercer-None.
Attendance: 1727

Score by periods table with columns: 1st, 2nd, Total. Rows for Johnson & Wales and Mercer.

GAME

6

Mercer 81, Yale 54

Nov. 23, 2013
Macon, Ga.
Hawkins Arena

MACON, Ga. – Senior point guard Langston Hall registered the third double-double of his career and five Mercer men’s basketball players reached double figure scoring totals in a 81-54 Homecoming Game victory over Yale on Saturday afternoon at Hawkins Arena.

Hall’s team-high 15 points paired with 10 assists as he helped engineer a Mercer scoring attack that shot 54.7% (14-of-25) from the field in the win. Hall’s 10 helpers tied a career-high and came in conjunction with two rebounds and a steal in 30 minutes of work.

Mercer got off to a quick start early on, using a pair of three-pointers by Hall to take an 8-3 lead with 17:38 left in the first half. Yale hung around, however, utilizing a 7-2 run capped by a baby hook in the lane by sophomore Justin Sears to make the score 14-11 with 12:43 remaining in the first half.

Both teams continued to trade baskets as the half was winding down until Thomas got the last laugh, drilling a deep straightaway three-pointer as the buzzer sounded to give Mercer a 41-28 lead going into the intermission.

Hall picked up where he left off after a strong first half, scoring Mercer’s first five points of the second half to put the Bears up by 17. From that point forward the Bears maintained a sizable lead, never letting the Bulldogs closer than 12 points the rest of the way to secure their second-straight wire-to-wire win.

Official Basketball Box Score -- Game Totals -- Final Statistics
Yale vs Mercer
11/23/13 12 p.m. at Macon, Ga. - Hawkins Arena

Yale 54 • 2-3

Box score table for Yale vs Mercer. Columns include Player, FG-FGA, 3-Ptr, FT-FTA, Rebounds (Off, Def, Tot), PF, TP, A TO Blk Stl, Min. Rows list individual players and team totals.

Mercer 81 • 4-2

Box score table for Mercer vs Yale. Columns include Player, FG-FGA, 3-Ptr, FT-FTA, Rebounds (Off, Def, Tot), PF, TP, A TO Blk Stl, Min. Rows list individual players and team totals.

Officials: Pat Evans, John Hampton, Tony Henderson
Technical fouls: Yale-None. Mercer-None.
Attendance: 3500

Score by periods table with columns: 1st, 2nd, Total. Rows for Yale and Mercer.

Points In Off 2nd Fast table with columns: Points, In, Off, 2nd, Fast, Paint, T/O, Chance, Break, Bench. Rows for YALE and MER.

Last FG - YALE 2nd-00:17, MER 2nd-01:18.
Largest lead - YALE None, MER by 29 2nd-00:38.

Score tied - 0 times.
Lead changed - 0 times.

# 2013-14 MERCER GAME-BY-GAME

## GAME

# 7

## Ohio 76, Mercer 67

Nov. 26, 2013  
Athens, Ohio  
Convocation Center

ATHENS, Ohio – Senior point guard Langston Hall cracked the 20-point barrier for the fourth time this season, but his effort couldn't stop Ohio from erasing a nine-point deficit en route to a 76-67 victory over the Mercer men's basketball team on Tuesday night at the Convocation Center.

Hall came into the night six assists short of setting Mercer's career record, but finished three short of achieving the goal. He also grabbed three rebounds while scoring his 24 points on 6-of-15 shooting from the field and 10-of-12 shooting from the free throw line.

After Ohio scored first, the Bears ripped off a 12-3 run to take an early 12-5 lead. Ohio scored the game's next four points to close within three, but T.J. Hallice converted an old-fashioned three-point play to give the Bears back a seven point buffer.

Mercer eventually went ahead by as much as nine before Ohio began a 14-3 run to take the lead back with under six minutes left in the period.

The Bobcats opened the second half with five unanswered and ultimately went ahead by 20 with 13:17 to play.

Ohio finished with 18 offensive rebounds and an overall 42-30 advantage on the glass. The Bobcats parlayed those 18 offensive rebounds into a 20-10 advantage in second chance scoring.

### Official Basketball Box Score -- Game Totals -- Final Statistics Mercer vs Ohio 11/26/13 7 pm at Athens, Ohio - Convocation Center

| ## | Player             | Total |       |      | 3-Ptr |    |      | Rebounds |      |     | PF | TP | A | TO | Blk | Stl | Min |
|----|--------------------|-------|-------|------|-------|----|------|----------|------|-----|----|----|---|----|-----|-----|-----|
|    |                    | FG    | F-GA  | FT   | F-TA  | FG | F-GA | FT       | F-TA | Off |    |    |   |    |     |     |     |
| 05 | THOMAS, Bud        | f     | 1-4   | 0-2  | 0-0   | 0  | 4    | 4        | 4    | 2   | 0  | 2  | 1 | 0  | 18  |     |     |
| 20 | GOLLON, Jakob      | f     | 0-1   | 0-0  | 3-4   | 1  | 2    | 3        | 3    | 3   | 4  | 2  | 0 | 2  | 26  |     |     |
| 52 | COURSEY, Daniel    | f     | 3-8   | 0-0  | 2-2   | 2  | 6    | 8        | 5    | 8   | 0  | 1  | 1 | 0  | 18  |     |     |
| 15 | WHITE, Anthony Jr. | g     | 1-2   | 0-1  | 0-1   | 1  | 0    | 1        | 1    | 2   | 0  | 0  | 0 | 0  | 14  |     |     |
| 21 | HALL, Langston     | g     | 6-15  | 2-5  | 10-12 | 0  | 3    | 3        | 1    | 24  | 3  | 1  | 0 | 1  | 33  |     |     |
| 01 | LEONARD, Phillip   | g     | 1-3   | 1-2  | 0-0   | 0  | 1    | 1        | 1    | 3   | 0  | 0  | 0 | 0  | 8   |     |     |
| 03 | CANEVARI, Kevin    | g     | 1-1   | 0-0  | 0-0   | 0  | 3    | 3        | 1    | 2   | 3  | 0  | 0 | 2  | 14  |     |     |
| 10 | NWAMU, Ike         | g     | 6-8   | 1-1  | 2-2   | 0  | 0    | 0        | 2    | 15  | 0  | 4  | 0 | 0  | 25  |     |     |
| 14 | HALLICE, TJ        | g     | 1-3   | 0-1  | 0-1   | 1  | 0    | 1        | 1    | 2   | 0  | 0  | 0 | 0  | 22  |     |     |
| 22 | MOTEN, Darious     | g     | 0-1   | 0-1  | 1-2   | 0  | 0    | 0        | 0    | 1   | 1  | 1  | 0 | 0  | 10  |     |     |
| 34 | BRYAN, Jibri       | g     | 1-4   | 1-3  | 0-0   | 0  | 0    | 0        | 3    | 3   | 0  | 1  | 0 | 0  | 7   |     |     |
| 45 | BROWN, Monty       | g     | 1-1   | 0-0  | 0-0   | 0  | 0    | 0        | 1    | 2   | 0  | 2  | 0 | 0  | 5   |     |     |
|    | Team               |       |       |      |       | 3  | 3    | 6        |      |     |    |    |   |    |     |     |     |
|    | Totals             |       | 22-51 | 5-16 | 18-24 | 8  | 22   | 30       | 23   | 67  | 11 | 14 | 2 | 5  | 200 |     |     |

FG % 1st Half: 11-24 45.8% 2nd half: 11-27 40.7% Game: 22-51 43.1%  
3FG % 1st Half: 3-8 37.5% 2nd half: 2-8 25.0% Game: 5-16 31.3%  
FT % 1st Half: 5-8 62.5% 2nd half: 13-16 81.3% Game: 18-24 75.0%

### Ohio 76 • 5-1

| ## | Player            | Total |       |      | 3-Ptr |    |      | Rebounds |      |     | PF | TP | A | TO | Blk | Stl | Min |
|----|-------------------|-------|-------|------|-------|----|------|----------|------|-----|----|----|---|----|-----|-----|-----|
|    |                   | FG    | F-GA  | FT   | F-TA  | FG | F-GA | FT       | F-TA | Off |    |    |   |    |     |     |     |
| 05 | NDOUR, Maurice    | f     | 7-12  | 2-3  | 7-8   | 3  | 8    | 11       | 1    | 23  | 1  | 2  | 1 | 0  | 33  |     |     |
| 20 | JOHNSON, Ricardo  | f     | 0-4   | 0-0  | 3-4   | 2  | 2    | 4        | 3    | 3   | 1  | 1  | 0 | 1  | 27  |     |     |
| 21 | SMITH, Jon        | f     | 7-12  | 0-0  | 2-2   | 7  | 2    | 9        | 4    | 16  | 0  | 1  | 2 | 0  | 34  |     |     |
| 15 | KELLOGG, Nick     | g     | 3-6   | 2-3  | 4-4   | 0  | 1    | 1        | 3    | 12  | 2  | 0  | 0 | 1  | 25  |     |     |
| 22 | TAYLOR, Stevie    | q     | 2-8   | 1-5  | 2-4   | 2  | 2    | 4        | 3    | 7   | 4  | 2  | 0 | 1  | 24  |     |     |
| 03 | WILLIS, JAVAREZ   | g     | 0-4   | 0-2  | 2-2   | 2  | 3    | 5        | 1    | 2   | 2  | 3  | 0 | 0  | 15  |     |     |
| 14 | HALL, T.J.        | g     | 2-5   | 0-3  | 7-8   | 0  | 4    | 4        | 1    | 11  | 2  | 0  | 0 | 1  | 21  |     |     |
| 24 | WILKINS, Travis   | g     | 1-6   | 0-3  | 0-0   | 0  | 0    | 0        | 2    | 2   | 0  | 0  | 0 | 0  | 18  |     |     |
| 33 | CAMPBELL, Antonio | g     | 0-1   | 0-1  | 0-0   | 0  | 0    | 0        | 2    | 0   | 0  | 0  | 0 | 0  | 3   |     |     |
|    | Team              |       |       |      |       | 2  | 2    | 4        |      |     |    |    |   |    |     |     |     |
|    | Totals            |       | 22-58 | 5-20 | 27-32 | 18 | 24   | 42       | 20   | 76  | 12 | 10 | 3 | 4  | 200 |     |     |

FG % 1st Half: 9-27 33.3% 2nd half: 13-31 41.9% Game: 22-58 37.9%  
3FG % 1st Half: 2-10 20.0% 2nd half: 3-10 30.0% Game: 5-20 25.0%  
FT % 1st Half: 19-20 95.0% 2nd half: 8-12 66.7% Game: 27-32 84.4%

Officials: Todd Von Sossan, Rod Mrakovich, Larry Martin  
Technical fouls: Mercer-None. Ohio-None.  
Attendance: 4416

| Score by periods |  |  |  | 1st | 2nd | Total |
|------------------|--|--|--|-----|-----|-------|
| Mercer           |  |  |  | 30  | 37  | 67    |
| Ohio             |  |  |  | 39  | 37  | 76    |

Last FG - MER 2nd-00:19, OHIO 2nd-01:06.  
Largest lead - MER by 9 1st-10:10, OHIO by 20 2nd-13:17.

## GAME

# 8

## Mercer 117, Valparaiso 108 (3OT)

Nov. 29, 2013  
Valparaiso, Ind.  
Athletics Recreation Center

VALPARAISO, Ind. – Senior point guard Langston Hall broke Mercer's career record for assists and seniors Jakob Gollon and Bud Thomas each booked career-high scoring totals as Mercer mounted a furious comeback to beat Valparaiso 117-108 in triple overtime on Friday evening at the Athletics Recreation Center.

Mercer erased a 15-point deficit to claim its first road win of the year and improve to 5-3 overall. Valparaiso saw a four-game home winning streak snapped and fell to 4-4.

Gollon had his best game collegiate game, scoring 37 points on 11-of-17 shooting to go along with seven rebounds, seven assists and a steal. Thomas scored 12 of his career-high 23 points in overtime while also collecting four assists, three steals and two rebounds.

Entering the game needing just three assists to set the record, Hall broke the mark at the 9:44 of the first half on his way to nine assists in the win. The nine helpers brought his career total to 477, surpassing the previous record of 470 set by 1986 graduate Elston Harris.

The game featured 23 lead changes and 17 tie scores and marked the first triple overtime game for Mercer in nearly 10 years. Mercer's win was its third-straight in overtime games and improved the team to 7-1 in the last eight overtime contests.

### Official Basketball Box Score -- Game Totals -- Final Statistics Mercer vs Valparaiso 11/29/13 7:05 p.m. at Valparaiso, Ind. (ARC)

| ## | Player             | Total |       |       | 3-Ptr |    |      | Rebounds |      |     | PF | TP | A | TO | Blk | Stl | Min |
|----|--------------------|-------|-------|-------|-------|----|------|----------|------|-----|----|----|---|----|-----|-----|-----|
|    |                    | FG    | F-GA  | FT    | F-TA  | FG | F-GA | FT       | F-TA | Off |    |    |   |    |     |     |     |
| 05 | THOMAS, Bud        | f     | 9-14  | 5-8   | 0-1   | 1  | 1    | 2        | 4    | 23  | 4  | 0  | 1 | 3  | 43  |     |     |
| 20 | GOLLON, Jakob      | f     | 11-17 | 3-4   | 12-13 | 1  | 6    | 7        | 4    | 37  | 7  | 4  | 0 | 1  | 51  |     |     |
| 52 | COURSEY, Daniel    | f     | 6-11  | 0-0   | 1-1   | 2  | 2    | 4        | 5    | 13  | 0  | 1  | 1 | 0  | 34  |     |     |
| 15 | WHITE, Anthony Jr. | g     | 0-4   | 0-0   | 8-10  | 2  | 4    | 6        | 3    | 8   | 1  | 1  | 0 | 1  | 21  |     |     |
| 21 | HALL, Langston     | q     | 2-16  | 2-9   | 2-2   | 1  | 4    | 5        | 1    | 8   | 9  | 2  | 0 | 2  | 54  |     |     |
| 01 | LEONARD, Phillip   | g     | 1-2   | 0-0   | 2-2   | 0  | 1    | 1        | 1    | 4   | 1  | 1  | 0 | 0  | 10  |     |     |
| 03 | CANEVARI, Kevin    | g     | 0-0   | 0-0   | 0-0   | 0  | 1    | 1        | 0    | 0   | 1  | 1  | 0 | 0  | 3   |     |     |
| 10 | NWAMU, Ike         | g     | 3-6   | 0-0   | 8-10  | 2  | 1    | 3        | 5    | 14  | 5  | 1  | 2 | 2  | 29  |     |     |
| 14 | HALLICE, TJ        | g     | 0-0   | 0-0   | 0-0   | 0  | 0    | 0        | 1    | 0   | 0  | 0  | 0 | 0  | 5   |     |     |
| 22 | MOTEN, Darious     | g     | 1-2   | 0-0   | 0-0   | 0  | 0    | 0        | 0    | 2   | 0  | 0  | 0 | 0  | 4   |     |     |
| 34 | BRYAN, Jibri       | g     | 0-0   | 0-0   | 0-0   | 0  | 1    | 1        | 1    | 0   | 0  | 1  | 0 | 0  | 4   |     |     |
| 45 | BROWN, Monty       | g     | 3-6   | 0-0   | 2-2   | 3  | 4    | 7        | 3    | 8   | 0  | 2  | 0 | 0  | 17  |     |     |
|    | Team               |       |       |       |       | 3  | 3    | 6        |      |     |    |    |   |    |     |     |     |
|    | Totals             |       | 36-78 | 10-21 | 35-41 | 15 | 28   | 43       | 28   | 117 | 28 | 14 | 4 | 9  | 275 |     |     |

FG % 1st Half: 9-25 36.0% 2nd half: 16-30 53.3% OT: 11-23 47.8% Game: 36-78 46.2%  
3FG % 1st Half: 2-6 33.3% 2nd half: 5-10 50.0% OT: 3-5 60.0% Game: 10-21 47.6%  
FT % 1st Half: 13-15 86.7% 2nd half: 8-9 88.9% OT: 14-17 82.4% Game: 35-41 85.4%

### Valparaiso 108 • 4-4

| ## | Player            | Total |       |      | 3-Ptr |    |      | Rebounds |      |     | PF | TP | A | TO | Blk | Stl | Min |
|----|-------------------|-------|-------|------|-------|----|------|----------|------|-----|----|----|---|----|-----|-----|-----|
|    |                   | FG    | F-GA  | FT   | F-TA  | FG | F-GA | FT       | F-TA | Off |    |    |   |    |     |     |     |
| 23 | ADEKOYA, Jubril   | f     | 3-6   | 0-1  | 0-0   | 1  | 2    | 3        | 3    | 6   | 2  | 2  | 0 | 0  | 34  |     |     |
| 25 | PETERS, Alec      | f     | 8-17  | 3-9  | 3-4   | 2  | 7    | 9        | 4    | 22  | 5  | 2  | 0 | 1  | 49  |     |     |
| 10 | GUEYE, Moussa     | c     | 1-3   | 0-0  | 4-4   | 3  | 3    | 6        | 5    | 0   | 3  | 0  | 1 | 0  | 20  |     |     |
| 04 | DORITY, LaVonte   | g     | 7-14  | 3-6  | 14-15 | 0  | 5    | 5        | 0    | 31  | 6  | 5  | 0 | 1  | 52  |     |     |
| 15 | WILLIAMS, Lexus   | q     | 6-11  | 3-8  | 0-0   | 1  | 3    | 4        | 2    | 15  | 3  | 1  | 0 | 2  | 51  |     |     |
| 02 | COLEMAN, Jordan   | g     | 0-1   | 0-0  | 0-0   | 0  | 1    | 1        | 2    | 0   | 0  | 2  | 0 | 0  | 8   |     |     |
| 05 | CAPOBIANCO, Bobby | g     | 8-15  | 0-3  | 7-8   | 1  | 9    | 10       | 5    | 23  | 2  | 2  | 0 | 1  | 38  |     |     |
| 11 | YEO, Clay         | g     | 1-6   | 0-2  | 1-1   | 2  | 0    | 2        | 3    | 3   | 1  | 2  | 0 | 0  | 13  |     |     |
| 14 | FERNANDEZ, Vashil | g     | 1-1   | 0-0  | 0-0   | 0  | 0    | 0        | 5    | 2   | 0  | 1  | 0 | 0  | 10  |     |     |
|    | Team              |       |       |      |       | 1  | 1    | 2        |      |     |    |    |   |    |     |     |     |
|    | Totals            |       | 35-74 | 9-29 | 29-32 | 11 | 31   | 42       | 29   | 108 | 19 | 20 | 0 | 6  | 275 |     |     |

FG % 1st Half: 17-29 58.6% 2nd half: 8-23 34.8% OT: 10-22 45.5% Game: 35-74 47.3%  
3FG % 1st Half: 4-10 40.0% 2nd half: 3-11 27.3% OT: 2-8 25.0% Game: 9-29 31.0%  
FT % 1st Half: 7-7 100.0% 2nd half: 14-16 87.5% OT: 8-9 88.9% Game: 29-32 90.6%

Officials: Steven Skiles, Jerry Heater, Mike Brya  
Technical fouls: Mercer-None. Valparaiso-None.  
Attendance: 2574

| Score by periods |  |  |  |  |  |  | 1st | 2nd | OT | OT2 | OT3 | Total |
|------------------|--|--|--|--|--|--|-----|-----|----|-----|-----|-------|
| Mercer           |  |  |  |  |  |  | 33  | 45  | 13 | 10  | 16  | 117   |
| Valparaiso       |  |  |  |  |  |  | 45  | 33  | 13 | 10  | 7   | 108   |

Last FG - MER OT3-01:00, VALPO OT3-02:01.  
Largest lead - MER by 9 OT3-00:16, VALPO by 15 1st-02:55.

Score tied - 17 times.  
Lead changed - 23 times.







# 2013-14 MERCER GAME-BY-GAME

## **GAME** **15** North Florida 89, Mercer 83

Jan. 1, 2014  
Jacksonville, Fla.  
UNF Arena

## **GAME** **16** Mercer 62, USC Upstate 60

Jan. 4, 2014  
Macon, Ga.  
Hawkins Arena

JACKSONVILLE, Fla. – Junior forward Darious Moten’s career-high 21-point effort wasn’t enough to stop North Florida from claiming an 89-83 win over a shorthanded Mercer men’s basketball team on Wednesday night at UNF Arena. Mercer saw its five-game winning streak snapped and fell to 10-5 (1-1 A-Sun) while UNF improved to 8-7 (2-0 A-Sun).

Moten shot 8-of-10 from the field while also collecting a career-high seven rebounds in only 16 minutes of work. Sophomore Ike Nwamu topped the 20-point mark for the second time this season, netting 20 on 7-of-14 shooting from the floor to go along with two rebounds, an assist and a steal.

UNF employed their best shooting performance against Division I competition this season, hitting 27-of-50 (54%) from the field in the win. The Ospreys were especially adept from three-point range, canning 10-of-19 attempts.

Already playing without injured senior center Monty Brown, Mercer was forced to fit senior guard Bud Thomas with a facemask after he sustained a broken nose against Jacksonville on Monday night. Thomas was hit across the face just 17 seconds into play on Wednesday evening and limited to just nine minutes of action thereafter.

MACON, Ga. – Senior center Daniel Coursey’s 16-point, 10-rebound double-double, game-winning bucket and game-saving last-second block on USC Upstate’s Torrey Craig led the Mercer men’s basketball team to a 62-60 overtime win on Saturday at Hawkins Arena.

Coursey shot 7-of-11 from the field while adding an assist and a block to his double-double performance. Sophomore Ike Nwamu added 13 points, two rebounds and an assist while senior Langston Hall registered nine assists and seven points.

With 1:02 to play in overtime, the game was deadlocked for the ninth time at 60-60 when Coursey got the ball in the paint and missed on a seven-foot jumper. Coursey attacked the glass, grabbed the rebound and scored while being fouled. His ensuing free throw was off the mark and USC Upstate regained possession.

USC Upstate junior Ty Greene missed a three pointer with 42 seconds left and Coursey tracked down the rebound. On the other end, Mercer senior Jakob Gollon went in for a layup with six seconds on the clock and missed, sending Craig the other way with the ball.

Craig bobbed the ball momentarily at midcourt and Coursey raced back to defend the hoop. With one second left, Craig released a floater that Coursey pinned against the glass to secure the win.

**Official Basketball Box Score -- Game Totals -- Final Statistics**  
**Alcorn State vs Mercer**

12/16/13 7 p.m. at Macon, Ga. - Hawkins Arena

| ## | Player            | Total  |      |       | 3-Ptr |    | Rebounds |     |     | PF | TP | A | TO | Blk | Stl | Min |
|----|-------------------|--------|------|-------|-------|----|----------|-----|-----|----|----|---|----|-----|-----|-----|
|    |                   | FG     | FGA  | FT    | FTA   | FG | FGA      | Off | Def |    |    |   |    |     |     |     |
| 10 | Hampton, Devontae | * 0-0  | 0-0  | 0-0   | 0     | 1  | 1        | 0   | 0   | 0  | 1  | 0 | 0  | 0   | 4   |     |
| 15 | Luckett, LeAntwan | * 9-24 | 0-4  | 4-6   | 2     | 0  | 2        | 3   | 22  | 2  | 5  | 0 | 2  | 35  |     |     |
| 30 | Vance, Marquis    | * 0-5  | 0-1  | 0-0   | 4     | 4  | 2        | 0   | 0   | 2  | 1  | 1 | 24 |     |     |     |
| 35 | Brown, Octavius   | * 0-6  | 0-4  | 1-2   | 2     | 3  | 5        | 1   | 1   | 0  | 0  | 0 | 24 |     |     |     |
| 40 | Nicholas, Josh    | * 0-4  | 0-0  | 0-0   | 1     | 3  | 4        | 4   | 0   | 0  | 5  | 1 | 26 |     |     |     |
| 00 | Hunt, Tyrel       | 0-1    | 0-0  | 2-2   | 0     | 1  | 1        | 2   | 2   | 0  | 0  | 0 | 14 |     |     |     |
| 02 | Oakley, Twann     | 4-12   | 2-8  | 3-4   | 2     | 2  | 4        | 1   | 13  | 0  | 2  | 2 | 24 |     |     |     |
| 05 | Evans, Anthony    | 0-3    | 0-1  | 0-0   | 0     | 1  | 1        | 1   | 0   | 0  | 0  | 0 | 8  |     |     |     |
| 21 | Raquil, Stephan   | 0-2    | 0-0  | 1-2   | 1     | 1  | 2        | 3   | 1   | 0  | 1  | 0 | 8  |     |     |     |
| 23 | Myles, Marius     | 1-3    | 0-0  | 0-2   | 1     | 0  | 1        | 3   | 2   | 0  | 0  | 0 | 22 |     |     |     |
| 24 | Thomas, George    | 1-2    | 1-2  | 0-0   | 0     | 0  | 0        | 0   | 3   | 0  | 0  | 0 | 11 |     |     |     |
|    | <b>Team</b>       |        |      |       | 4     | 2  | 6        |     |     | 1  |    |   |    |     |     |     |
|    | <b>Totals</b>     | 15-62  | 3-20 | 11-18 | 17    | 18 | 35       | 20  | 44  | 2  | 12 | 8 | 6  | 200 |     |     |

|                           |                      |                   |                     |
|---------------------------|----------------------|-------------------|---------------------|
| FG % 1st Half: 9-30 30.0% | 2nd half: 6-32 18.8% | Game: 15-62 24.2% |                     |
| 3FG % 1st Half: 0-7 0.0%  | 2nd half: 3-13 23.1% | Game: 3-20 15.0%  | Deadball Rebounds 2 |
| FT % 1st Half: 2-3 66.7%  | 2nd half: 9-15 60.0% | Game: 11-18 61.1% |                     |

**Mercer 70 • 7-4**

| ## | Player             | Total |      |       | 3-Ptr |    | Rebounds |     |     | PF | TP | A | TO | Blk | Stl | Min |
|----|--------------------|-------|------|-------|-------|----|----------|-----|-----|----|----|---|----|-----|-----|-----|
|    |                    | FG    | FGA  | FT    | FTA   | FG | FGA      | Off | Def |    |    |   |    |     |     |     |
| 05 | THOMAS, Bud        | * 3-6 | 0-3  | 0-0   | 0     | 10 | 10       | 1   | 6   | 3  | 2  | 1 | 1  | 31  |     |     |
| 15 | WHITE, Anthony Jr. | * 4-7 | 2-3  | 3-4   | 2     | 2  | 4        | 1   | 13  | 1  | 0  | 0 | 0  | 24  |     |     |
| 20 | GOLLON, Jakob      | * 4-7 | 0-0  | 3-3   | 1     | 4  | 5        | 1   | 11  | 5  | 1  | 1 | 0  | 29  |     |     |
| 21 | HALL, Langston     | * 5-9 | 3-5  | 0-0   | 0     | 5  | 5        | 1   | 13  | 8  | 2  | 0 | 2  | 31  |     |     |
| 52 | COURSEY, Daniel    | * 5-7 | 0-0  | 3-3   | 1     | 6  | 7        | 1   | 13  | 0  | 0  | 4 | 0  | 27  |     |     |
| 01 | LEONARD, Phillip   | 0-0   | 0-0  | 0-2   | 0     | 2  | 2        | 0   | 0   | 1  | 0  | 0 | 1  | 6   |     |     |
| 03 | CANEVARI, Kevin    | 0-0   | 0-0  | 0-0   | 0     | 0  | 0        | 1   | 0   | 0  | 0  | 0 | 1  | 9   |     |     |
| 10 | NWAMU, Ike         | 0-2   | 0-0  | 5-6   | 0     | 1  | 1        | 1   | 5   | 0  | 2  | 0 | 0  | 13  |     |     |
| 14 | HALLICE, TJ        | 1-3   | 0-0  | 0-0   | 0     | 1  | 0        | 0   | 2   | 0  | 2  | 0 | 0  | 9   |     |     |
| 22 | MOTEN, Darious     | 1-2   | 0-0  | 0-0   | 0     | 1  | 1        | 0   | 2   | 1  | 2  | 0 | 0  | 10  |     |     |
| 34 | BRYAN, Jibri       | 0-1   | 0-1  | 3-4   | 0     | 2  | 4        | 3   | 0   | 1  | 0  | 0 | 0  | 6   |     |     |
| 45 | BROWN, Monty       | 0-0   | 0-0  | 2-2   | 0     | 1  | 1        | 1   | 2   | 0  | 0  | 1 | 0  | 5   |     |     |
|    | <b>Team</b>        |       |      |       | 0     | 1  | 1        |     |     | 1  |    |   |    |     |     |     |
|    | <b>Totals</b>      | 23-44 | 5-12 | 19-24 | 4     | 35 | 39       | 12  | 70  | 18 | 14 | 7 | 4  | 200 |     |     |

|                            |                       |                   |                     |
|----------------------------|-----------------------|-------------------|---------------------|
| FG % 1st Half: 12-26 46.2% | 2nd half: 11-18 61.1% | Game: 23-44 52.3% |                     |
| 3FG % 1st Half: 1-7 14.3%  | 2nd half: 4-5 80.0%   | Game: 5-12 41.7%  | Deadball Rebounds 4 |
| FT % 1st Half: 2-5 40.0%   | 2nd half: 17-19 89.5% | Game: 19-24 79.2% |                     |

Officials: J.B. Caldwell, Tim Gattis, Glenn Tullt  
 Technical fouls: Alcorn State-None. Mercer-None.  
 Attendance: 1723

| Score by periods | 1st | 2nd | Total |
|------------------|-----|-----|-------|
| Alcorn State     | 20  | 24  | 44    |
| Mercer           | 27  | 43  | 70    |

Score tied - 0 times.  
 Lead changed - 0 times.

**Official Basketball Box Score -- Game Totals -- Final Statistics**  
**Mercer vs Ole Miss**

12/22/13 3 PM at Oxford, Miss./Tad Smith Coliseum

| ## | Player             | Total  |      |       | 3-Ptr |    | Rebounds |     |     | PF | TP | A | TO | Blk | Stl | Min |
|----|--------------------|--------|------|-------|-------|----|----------|-----|-----|----|----|---|----|-----|-----|-----|
|    |                    | FG     | FGA  | FT    | FTA   | FG | FGA      | Off | Def |    |    |   |    |     |     |     |
| 05 | THOMAS, Bud        | f 2-5  | 1-3  | 0-0   | 0     | 5  | 5        | 3   | 5   | 2  | 1  | 0 | 1  | 18  |     |     |
| 20 | GOLLON, Jakob      | f 3-9  | 0-3  | 4-5   | 3     | 4  | 7        | 1   | 10  | 1  | 4  | 0 | 2  | 36  |     |     |
| 52 | COURSEY, Daniel    | f 1-3  | 0-0  | 2-2   | 1     | 2  | 3        | 4   | 4   | 0  | 1  | 2 | 0  | 21  |     |     |
| 15 | WHITE, Anthony Jr. | g 1-4  | 0-2  | 0-0   | 0     | 1  | 1        | 2   | 2   | 0  | 0  | 0 | 0  | 16  |     |     |
| 21 | HALL, Langston     | q 4-10 | 4-8  | 5-6   | 2     | 2  | 4        | 3   | 17  | 6  | 4  | 0 | 0  | 37  |     |     |
| 01 | LEONARD, Phillip   | 2-6    | 0-1  | 3-4   | 0     | 1  | 1        | 1   | 7   | 0  | 0  | 0 | 0  | 13  |     |     |
| 03 | CANEVARI, Kevin    | 0-1    | 0-0  | 0-0   | 0     | 0  | 0        | 0   | 0   | 0  | 1  | 0 | 0  | 3   |     |     |
| 10 | NWAMU, Ike         | 9-16   | 1-2  | 5-7   | 0     | 2  | 2        | 5   | 24  | 1  | 2  | 0 | 1  | 31  |     |     |
| 14 | HALLICE, TJ        | 0-1    | 0-0  | 0-0   | 2     | 3  | 5        | 0   | 0   | 0  | 0  | 0 | 0  | 6   |     |     |
| 34 | BRYAN, Jibri       | 0-1    | 0-1  | 0-0   | 0     | 0  | 0        | 0   | 1   | 0  | 0  | 0 | 0  | 2   |     |     |
| 45 | BROWN, Monty       | 4-4    | 0-0  | 2-2   | 2     | 1  | 3        | 0   | 10  | 0  | 0  | 1 | 0  | 17  |     |     |
|    | <b>Team</b>        |        |      |       | 5     | 3  | 8        |     |     |    |    |   |    |     |     |     |
|    | <b>Totals</b>      | 26-60  | 6-20 | 21-26 | 15    | 24 | 39       | 20  | 79  | 12 | 13 | 3 | 4  | 200 |     |     |

|                            |                       |                   |                     |
|----------------------------|-----------------------|-------------------|---------------------|
| FG % 1st Half: 13-29 44.8% | 2nd half: 13-31 41.9% | Game: 26-60 43.3% |                     |
| 3FG % 1st Half: 1-7 14.3%  | 2nd half: 5-13 38.5%  | Game: 6-20 30.0%  | Deadball Rebounds 4 |
| FT % 1st Half: 14-17 82.4% | 2nd half: 7-9 77.8%   | Game: 21-26 80.8% |                     |

**Ole Miss 76 • 8-3**

| ## | Player               | Total  |      |       | 3-Ptr |    | Rebounds |     |     | PF | TP | A | TO | Blk | Stl | Min |
|----|----------------------|--------|------|-------|-------|----|----------|-----|-----|----|----|---|----|-----|-----|-----|
|    |                      | FG     | FGA  | FT    | FTA   | FG | FGA      | Off | Def |    |    |   |    |     |     |     |
| 13 | Perez, Anthony       | f 1-2  | 1-2  | 0-2   | 0     | 2  | 2        | 2   | 3   | 0  | 3  | 0 | 1  | 18  |     |     |
| 04 | Cox, Demarco         | c 3-7  | 0-0  | 3-4   | 4     | 2  | 6        | 3   | 9   | 1  | 1  | 2 | 1  | 22  |     |     |
| 10 | White, LaDarius      | q 2-3  | 0-1  | 4-6   | 1     | 3  | 4        | 2   | 8   | 2  | 2  | 0 | 1  | 24  |     |     |
| 22 | Henderson, Marshall  | g 5-16 | 4-14 | 4-7   | 0     | 1  | 1        | 4   | 18  | 3  | 4  | 1 | 0  | 31  |     |     |
| 32 | Summers, Jarvis      | q 8-11 | 2-3  | 3-3   | 1     | 1  | 2        | 4   | 21  | 2  | 1  | 1 | 0  | 28  |     |     |
| 03 | Millinghaus, Derrick | 1-9    | 0-4  | 1-1   | 0     | 3  | 3        | 1   | 3   | 6  | 0  | 0 | 1  | 23  |     |     |
| 11 | Saiz, Sebastian      | 2-4    | 0-0  | 0-0   | 7     | 4  | 11       | 2   | 4   | 0  | 1  | 2 | 0  | 20  |     |     |
| 34 | Jones, Aaron         | 5-9    | 0-0  | 0-0   | 2     | 4  | 6        | 1   | 10  | 0  | 1  | 3 | 0  | 34  |     |     |
|    | <b>Team</b>          |        |      |       | 0     | 0  | 0        |     |     |    |    |   |    |     |     |     |
|    | <b>Totals</b>        | 27-61  | 7-24 | 15-23 | 15    | 20 | 35       | 19  | 76  | 14 | 13 | 9 | 4  | 200 |     |     |

|                            |                       |                   |                     |
|----------------------------|-----------------------|-------------------|---------------------|
| FG % 1st Half: 11-27 40.7% | 2nd half: 16-34 47.1% | Game: 27-61 44.3% |                     |
| 3FG % 1st Half: 4-15 26.7% | 2nd half: 3-9 33.3%   | Game: 7-24 29.2%  | Deadball Rebounds 3 |
| FT % 1st Half: 3-4 75.0%   | 2nd half: 12-19 63.2% | Game: 15-23 65.2% |                     |

Officials: Antinio Petty, Mike Nance, Chuck Jones  
 Technical fouls: Mercer-None. Ole Miss-Henderson, Marshall.  
 Attendance: 7794

| Score by periods | 1st | 2nd | Total |
|------------------|-----|-----|-------|
| Mercer           | 41  | 38  | 79    |
| Ole Miss         | 29  | 47  | 76    |

|        |          |         |            |            |       |
|--------|----------|---------|------------|------------|-------|
| Points | In Paint | Off T/O | 2nd Chance | Fast Break | Bench |
| MERCER | 32       | 8       | 11         | 4          | 41    |
| UM     | 36       | 8       | 14         | 6          | 17    |

Score tied - 4 times.  
 Lead changed - 4 times.

# 2013-14 MERCER GAME-BY-GAME

## GAME 17 Mercer 73, ETSU 63

**Jan. 6, 2014  
Macon, Ga.  
Hawkins Arena**

**MACON, Ga. –** Senior Langston Hall and sophomore Jibri Bryan combined for 35 points to help the Mercer men's basketball team overcome a slow start and down East Tennessee State, 73-63 on Monday night at Hawkins Arena.

Mercer misfired on its first five field goal attempts and committed three turnovers in the opening six minutes as the Buccaneers raced out to an early 15-1 advantage. The Bears finally got some offense going as Hall was fouled on a three-point attempt at the 13:48 juncture and canned all three free throws.

Bryan kept things rolling with a driving layup on the next possession, and later a Daniel Coursey layup got Mercer within eight at the second media break of the game.

Later in the half, an emphatic block by sophomore Ike Nwamu halted a fast break attempt and senior Anthony White Jr. and Hall swished three pointers on each of the next two possessions to cap a 17-3 Mercer run and knot the game at 18-18.

The Buccaneers went back up 23-18 before Mercer exploded for another surge, this time to the tune of a 19-6 advantage over the final 7:02 of the half to take a 37-29 lead to the break.

ETSU used an 18-5 run charge to get within two at 53-51 with 7:50 to play in the game.

From there, the Mercer defense clamped down and held the Bucs to only one field goal over the next five minutes of play to put the game out of reach.

## GAME 18 Mercer 83, Kennesaw St. 46

**Jan. 10, 2014  
Macon, Ga.  
Hawkins Arena**

**MACON, Ga. –** The Mercer men's basketball team is off to its best start in Atlantic Sun Conference play in over a decade following an 83-46 win over Kennesaw State at Hawkins Arena on Friday evening. Senior Bud Thomas scored a game-high 18 points and senior Jakob Gollon scored his 1,000th career point to help the Bears improve to 13-5 (4-1 A-Sun) with the win.

Mercer forced Kennesaw State (4-14, 1-4 A-Sun) into 20 turnovers while only giving the ball away twice in the runaway victory. Mercer's win was its seventh win by 20 or more points this season and marked the 26th win by 20 or more during the Bob Hoffman era.

Thomas collected his 19 points on 7-of-14 shooting from the field and 5-of-10 aim from beyond the arc. The senior also notched six rebounds, two assists and a steal in his first game playing without a face mask after suffering a broken nose against Jacksonville on Jan. 30.

Mercer placed four players in double figures for the eighth time this season as sophomore Ike Nwamu (16 points), senior Langston Hall (14 points) and senior Daniel Coursey (11 points) added to the brunt of the Bears' scoring attack.

### Official Basketball Box Score -- Game Totals -- Final Statistics ETSU vs Mercer 1/6/14 7:00 pm at Hawkins Arnea - Macon, Ga.

| #      | Player              | Total  |        |       | 3-Ptr |     |        | Rebounds |     |     | PF | TP | A | TO  | Blk | Stl | Min |
|--------|---------------------|--------|--------|-------|-------|-----|--------|----------|-----|-----|----|----|---|-----|-----|-----|-----|
|        |                     | FG-FGA | FT-FTA | OREF  | DEF   | TOT | FG-FGA | FT-FTA   | OFF | DEF |    |    |   |     |     |     |     |
| 01     | McCLAIN, Petey      | 0-2    | 0-1    | 2-2   | 2     | 2   | 4      | 3        | 2   | 3   | 1  | 0  | 2 | 20  |     |     |     |
| 04     | REMBERG, Rashawn    | 2-10   | 2-6    | 2-2   | 1     | 2   | 3      | 0        | 8   | 3   | 1  | 0  | 0 | 40  |     |     |     |
| 13     | MERRIWEATHER, A.J.  | 7-13   | 0-1    | 6-11  | 4     | 5   | 9      | 4        | 20  | 1   | 2  | 1  | 0 | 35  |     |     |     |
| 20     | HARRIS, Hunter      | 7-10   | 0-0    | 0-2   | 2     | 1   | 3      | 5        | 14  | 1   | 1  | 2  | 0 | 33  |     |     |     |
| 35     | GADSDEN-GILLIARD, K | 2-7    | 0-3    | 2-2   | 0     | 4   | 4      | 5        | 6   | 2   | 2  | 0  | 2 | 27  |     |     |     |
| 02     | HARRIS, Devin       | 2-2    | 0-0    | 0-0   | 0     | 0   | 0      | 1        | 4   | 0   | 0  | 0  | 0 | 4   |     |     |     |
| 05     | RILEY, Jalen        | 2-8    | 2-4    | 1-2   | 1     | 2   | 3      | 3        | 7   | 2   | 3  | 0  | 1 | 17  |     |     |     |
| 10     | BANKS, Isaac        | 0-0    | 0-0    | 0-0   | 0     | 0   | 0      | 0        | 0   | 0   | 0  | 0  | 1 | 2   |     |     |     |
| 15     | WILSON, Lester      | 1-6    | 0-2    | 0-0   | 1     | 3   | 4      | 2        | 2   | 1   | 0  | 0  | 0 | 15  |     |     |     |
| 34     | PODERIS, Lukas      | 0-0    | 0-0    | 0-0   | 0     | 1   | 1      | 1        | 0   | 0   | 0  | 0  | 0 | 7   |     |     |     |
| Team   |                     |        |        |       | 3     | 1   | 4      |          |     |     |    |    |   |     |     |     |     |
| Totals |                     | 23-58  | 4-17   | 13-21 | 14    | 21  | 35     | 24       | 63  | 13  | 10 | 3  | 6 | 200 |     |     |     |

FG % 1st Half: 9-27 33.3% 2nd half: 14-31 45.2% Game: 23-58 39.7%  
 3FG % 1st Half: 2-9 22.2% 2nd half: 2-8 25.0% Game: 4-17 23.5%  
 FT % 1st Half: 9-11 81.8% 2nd half: 4-10 40.0% Game: 13-21 61.9%

| #      | Player             | Total  |        |       | 3-Ptr |     |        | Rebounds |     |     | PF | TP | A | TO  | Blk | Stl | Min |
|--------|--------------------|--------|--------|-------|-------|-----|--------|----------|-----|-----|----|----|---|-----|-----|-----|-----|
|        |                    | FG-FGA | FT-FTA | OREF  | DEF   | TOT | FG-FGA | FT-FTA   | OFF | DEF |    |    |   |     |     |     |     |
| 05     | THOMAS, Bud        | 0-1    | 0-1    | 0-0   | 0     | 2   | 2      | 0        | 0   | 1   | 0  | 0  | 1 | 15  |     |     |     |
| 15     | WHITE, Anthony Jr. | 2-7    | 2-6    | 2-2   | 0     | 2   | 2      | 0        | 8   | 0   | 0  | 0  | 0 | 13  |     |     |     |
| 20     | GOLLON, Jakob      | 0-1    | 0-0    | 0-0   | 2     | 3   | 5      | 2        | 0   | 4   | 3  | 1  | 1 | 22  |     |     |     |
| 21     | HALL, Langston     | 3-9    | 3-8    | 10-10 | 0     | 4   | 4      | 3        | 19  | 3   | 2  | 0  | 1 | 32  |     |     |     |
| 52     | COURSEY, Daniel    | 3-7    | 0-0    | 2-3   | 2     | 7   | 9      | 2        | 8   | 0   | 0  | 1  | 1 | 32  |     |     |     |
| 01     | LEONARD, Phillip   | 1-1    | 0-0    | 3-3   | 0     | 0   | 0      | 1        | 5   | 0   | 0  | 0  | 0 | 4   |     |     |     |
| 03     | CANEVARI, Kevin    | 1-1    | 0-0    | 2-2   | 1     | 1   | 2      | 0        | 4   | 2   | 1  | 0  | 1 | 12  |     |     |     |
| 10     | NWAMU, Ike         | 3-9    | 1-2    | 2-3   | 2     | 3   | 5      | 3        | 9   | 2   | 4  | 1  | 0 | 27  |     |     |     |
| 14     | HALLICE, TJ        | 0-1    | 0-0    | 0-2   | 0     | 1   | 1      | 4        | 0   | 1   | 1  | 0  | 1 | 11  |     |     |     |
| 22     | MOTEN, Dariosus    | 1-1    | 0-0    | 1-2   | 1     | 1   | 2      | 1        | 3   | 0   | 0  | 2  | 0 | 11  |     |     |     |
| 34     | BRYAN, Jibri       | 6-8    | 2-4    | 2-2   | 0     | 1   | 1      | 1        | 16  | 1   | 1  | 0  | 0 | 18  |     |     |     |
| 45     | BROWN, Monty       | 0-0    | 0-0    | 1-2   | 0     | 0   | 0      | 1        | 0   | 0   | 0  | 0  | 0 | 3   |     |     |     |
| Team   |                    |        |        |       | 1     | 2   | 3      |          |     |     |    |    |   |     |     |     |     |
| Totals |                    | 20-46  | 8-21   | 25-31 | 9     | 27  | 36     | 17       | 73  | 12  | 13 | 6  | 4 | 200 |     |     |     |

FG % 1st Half: 11-24 45.8% 2nd half: 9-22 40.9% Game: 20-46 43.5%  
 3FG % 1st Half: 5-10 50.0% 2nd half: 3-11 27.3% Game: 8-21 38.1%  
 FT % 1st Half: 10-14 71.4% 2nd half: 15-17 88.2% Game: 25-31 80.6%

Officials: Bret Smith, Mike Nanco, Clyde Owens  
 Technical fouls: ETSU-None; Mercer-None.  
 Attendance: 1537

|        | 1st | 2nd | Total |
|--------|-----|-----|-------|
| ETSU   | 29  | 34  | 63    |
| Mercer | 37  | 36  | 73    |

### Official Basketball Box Score -- Game Totals -- Final Statistics Kennesaw State vs Mercer 1/10/14 7:05 pm at Macon, Ga. - Hawkins Arena

| #      | Player             | Total  |        |       | 3-Ptr |     |        | Rebounds |     |     | PF | TP | A | TO  | Blk | Stl | Min |
|--------|--------------------|--------|--------|-------|-------|-----|--------|----------|-----|-----|----|----|---|-----|-----|-----|-----|
|        |                    | FG-FGA | FT-FTA | OREF  | DEF   | TOT | FG-FGA | FT-FTA   | OFF | DEF |    |    |   |     |     |     |     |
| 03     | LOVE, Delbert      | 2-6    | 1-4    | 6-7   | 0     | 7   | 7      | 2        | 11  | 4   | 2  | 0  | 0 | 33  |     |     |     |
| 05     | MORENA, Bernard    | 2-5    | 0-0    | 0-0   | 0     | 2   | 2      | 0        | 4   | 0   | 6  | 1  | 0 | 28  |     |     |     |
| 11     | HAMILTON, Myles    | 3-7    | 0-1    | 0-0   | 0     | 3   | 3      | 4        | 6   | 1   | 1  | 0  | 0 | 21  |     |     |     |
| 24     | COLEMAN, Orlando   | 1-3    | 0-1    | 0-0   | 1     | 2   | 3      | 1        | 2   | 0   | 0  | 0  | 0 | 19  |     |     |     |
| 45     | OSEMHEN, Andrew    | 2-4    | 0-0    | 0-2   | 0     | 3   | 3      | 4        | 4   | 0   | 0  | 1  | 0 | 23  |     |     |     |
| 01     | PRUITT, Nigel      | 1-4    | 1-3    | 2-2   | 0     | 0   | 0      | 1        | 5   | 0   | 1  | 0  | 1 | 16  |     |     |     |
| 04     | BROWN, Yonel       | 1-2    | 1-2    | 0-0   | 0     | 0   | 0      | 4        | 3   | 1   | 3  | 0  | 0 | 13  |     |     |     |
| 13     | MONTGOMERY, Jordan | 1-1    | 1-1    | 0-0   | 0     | 0   | 0      | 0        | 3   | 0   | 1  | 0  | 0 | 6   |     |     |     |
| 21     | DREES, Kris        | 0-0    | 0-0    | 0-1   | 0     | 3   | 3      | 1        | 0   | 0   | 1  | 0  | 0 | 12  |     |     |     |
| 23     | WOZNIAK, Tanner    | 0-0    | 0-0    | 0-0   | 0     | 0   | 0      | 0        | 0   | 0   | 1  | 0  | 0 | 4   |     |     |     |
| 32     | BYERS, Charlie     | 1-2    | 0-0    | 0-0   | 1     | 0   | 1      | 2        | 2   | 2   | 0  | 0  | 0 | 10  |     |     |     |
| 50     | KOUASSI, Willy     | 2-3    | 0-0    | 2-5   | 0     | 2   | 2      | 4        | 6   | 1   | 2  | 0  | 0 | 15  |     |     |     |
| Team   |                    |        |        |       | 1     | 3   | 4      |          |     |     |    |    |   |     |     |     |     |
| Totals |                    | 16-37  | 4-12   | 10-17 | 3     | 25  | 28     | 23       | 46  | 9   | 20 | 4  | 1 | 200 |     |     |     |

FG % 1st Half: 6-17 35.3% 2nd half: 10-20 50.0% Game: 16-37 43.2%  
 3FG % 1st Half: 2-7 28.6% 2nd half: 2-5 40.0% Game: 4-12 33.3%  
 FT % 1st Half: 0-0 0.0% 2nd half: 10-17 58.8% Game: 10-17 58.8%

| #      | Player             | Total  |        |       | 3-Ptr |     |        | Rebounds |     |     | PF | TP | A  | TO  | Blk | Stl | Min |
|--------|--------------------|--------|--------|-------|-------|-----|--------|----------|-----|-----|----|----|----|-----|-----|-----|-----|
|        |                    | FG-FGA | FT-FTA | OREF  | DEF   | TOT | FG-FGA | FT-FTA   | OFF | DEF |    |    |    |     |     |     |     |
| 05     | THOMAS, Bud        | 7-14   | 5-10   | 0-0   | 1     | 5   | 6      | 0        | 19  | 2   | 1  | 0  | 1  | 29  |     |     |     |
| 15     | WHITE, Anthony Jr. | 0-1    | 0-1    | 0-0   | 0     | 1   | 1      | 0        | 0   | 0   | 0  | 1  | 1  | 8   |     |     |     |
| 20     | GOLLON, Jakob      | 1-6    | 1-2    | 2-2   | 1     | 2   | 3      | 1        | 4   | 1   | 0  | 0  | 2  | 26  |     |     |     |
| 21     | HALL, Langston     | 5-8    | 1-4    | 3-6   | 0     | 2   | 2      | 0        | 14  | 6   | 0  | 1  | 3  | 29  |     |     |     |
| 52     | COURSEY, Daniel    | 4-6    | 0-0    | 3-4   | 6     | 2   | 8      | 3        | 11  | 0   | 0  | 1  | 0  | 25  |     |     |     |
| 01     | LEONARD, Phillip   | 2-2    | 0-0    | 1-2   | 0     | 0   | 0      | 0        | 5   | 2   | 0  | 0  | 0  | 7   |     |     |     |
| 03     | CANEVARI, Kevin    | 0-2    | 0-1    | 0-0   | 0     | 0   | 0      | 1        | 0   | 0   | 0  | 0  | 0  | 10  |     |     |     |
| 10     | NWAMU, Ike         | 5-10   | 2-4    | 4-7   | 0     | 3   | 3      | 16       | 1   | 0   | 1  | 0  | 2  | 24  |     |     |     |
| 12     | MOSSER, John       | 0-0    | 0-0    | 0-0   | 0     | 0   | 0      | 0        | 1   | 0   | 0  | 0  | 0  | 1   |     |     |     |
| 14     | HALLICE, TJ        | 0-2    | 0-0    | 2-2   | 2     | 3   | 5      | 1        | 2   | 0   | 0  | 1  | 1  | 11  |     |     |     |
| 22     | MOTEN, Dariosus    | 0-0    | 0-0    | 2-2   | 1     | 0   | 1      | 1        | 2   | 1   | 0  | 0  | 0  | 7   |     |     |     |
| 32     | BENTO, James       | 1-1    | 0-0    | 0-0   | 0     | 0   | 0      | 0        | 0   | 2   | 0  | 0  | 0  | 1   |     |     |     |
| 34     | BRYAN, Jibri       | 2-9    | 2-5    | 0-0   | 0     | 1   | 1      | 3        | 6   | 0   | 0  | 0  | 0  | 12  |     |     |     |
| 45     | BROWN, Monty       | 1-1    | 0-0    | 0-0   | 1     | 2   | 3      | 1        | 2   | 0   | 0  | 1  | 0  | 10  |     |     |     |
| Team   |                    |        |        |       | 1     | 1   | 2      |          |     |     |    |    |    |     |     |     |     |
| Totals |                    | 28-62  | 11-27  | 16-25 | 14    | 21  | 35     | 15       | 83  | 18  | 2  | 5  | 10 | 200 |     |     |     |

FG % 1st Half: 10-31 32.3% 2nd half: 18-31 58.1% Game: 28-62 45.2%  
 3FG % 1st Half: 4-12 33.3% 2nd half: 7-15 46.7% Game: 11-27 40.7%  
 FT % 1st Half: 9-10 90.0% 2nd half: 7-15 46.7% Game: 16-25 64.0%

Officials: James Barker, Ron Groover, Lee Cassell  
 Technical fouls: Kennesaw State-HAMILTON, Myles; Mercer-BRYAN, Jibri.  
 Attendance: 3372  
 Kennesaw State's #24 Orlando Coleman was ejected from the game in the 2nd half

|                | 1st | 2nd | Total |
|----------------|-----|-----|-------|
| Kennesaw State | 14  | 32  | 46    |
| Mercer         | 33  | 50  | 83    |

1st FG - ETSU 2nd-00-05, MER 2nd-01-20  
 Score tied - 9 times  
 Largest lead - KSU by 4 1st-18-27, MER by 42 2nd-01-47.  
 Score tied - 1 time.  
 Lead changed - 3 times.



2013-14 MERCER GAME-BY-GAME

GAME

21

Mercer 68, FGCU 55

Jan. 23, 2014
Macon, Ga.
Hawkins Arena

MACON, Ga. - Seniors Langston Hall and Daniel Coursey both booked double-double efforts to power the Mercer men's basketball team to a sensational 68-55 win over Florida Gulf Coast in front of a sold-out Hawkins Arena crowd on Thursday evening.

Mercer's sixth-straight win elevated the team to 16-5 (7-1 A-Sun) on the year and puts the Bears in sole possession of first place in the Atlantic Sun Conference standings. Florida Gulf Coast (12-9, 6-2 A-Sun) fell a game behind Mercer with their second-straight road loss.

Coursey's fifth double-double of the year featured 14 points and 12 rebounds in addition to four blocks and three steals. With his four rejections, Coursey's career block total jumped to 176, surpassing Wesley Duke for the program career record. Coursey's historic night also featured another career milestone, as the Savannah native scored his 800th point in the win.

Hall was in outstanding command of the Mercer offense, dishing a career-high 11 assists while netting 18 points. His efforts helped Mercer outshoot FGCU 41.4%-35% from the floor in the win, marking the sixth-straight game Mercer has outshot its opponent.

GAME

22

Mercer 87, Stetson 49

Jan. 25, 2014
Macon, Ga.
Hawkins Arena

MACON, Ga. - The Mercer men's basketball team flexed its muscles early, hitting 17 of its first 21 shots en route to a thorough 87-49 dispatching of Stetson on Saturday afternoon at Hawkins Arena. Mercer's red-hot start saw the Bears go ahead by 20 less than seven minutes into the game on the way to their seventh-straight win.

Mercer (17-5, 8-1 A-Sun) maintained its position at the top of the Atlantic Sun standings with the win, while Stetson saw its three-game winning streak snapped and fell to 6-15 (4-5 A-Sun). The Bears also remained unbeaten in 12 home games and ran its record to 42-4 in their last 46 games at Hawkins Arena.

Senior guard Anthony White Jr. tied a career-high scoring effort with 19 points and played a key role in Mercer's lightning fast start. White Jr. drilled three treys in the first six minutes of play before closing his night with 5-of-6 shooting from 3-point range to go along with four rebounds, an assist and a steal.

Joining White Jr. in double figures were junior Darious Moten (15 points), senior Bud Thomas (13 points) and sophomore Jibri Bryan (12 points). As a team, Mercer shot better than 50% from the floor for the ninth time this season, converting 31-of-54 (57.4%) field goal attempts on Saturday.

While Mercer's offense attack was nearly flawless in the opening minutes, the defensive effort was almost as impressive. The Bears held the Hatters to 1-of-13 shooting from the floor at the start to quickly erase any thoughts of an upset.

Official Basketball Box Score -- Game Totals -- Final Statistics
FGCU vs Mercer
1/23/14 7:05 pm at Hawkins Arena - Macon, Ga.

FGCU 55 • 12-9, 6-2 A-Sun

Table with columns: # Player, Total FG-FGA, 3-Ptr FG-FGA, FT-FTA, Rebounds, PF, TP, A TO Blk Stl, Min. Includes player stats for COMER, THOMPSON, JONES, etc.

Mercer 68 • 16-5, 7-1 A-Sun

Table with columns: # Player, Total FG-FGA, 3-Ptr FG-FGA, FT-FTA, Rebounds, PF, TP, A TO Blk Stl, Min. Includes player stats for THOMAS, WHITE, GOLLON, etc.

Officials: Tony Greene, Anthony Jordan, Tony Henderson
Technical fouls: FGCU-None. Mercer-None.
Attendance: 3500

Score by periods table with columns: 1st, 2nd, Total. FGCU: 28, 27, 55. Mercer: 34, 34, 68.

Last FG - FGCU 2nd-01:14, MER 2nd-01:48.
Largest lead - FGCU by 4 1st-14:41, MER by 20 2nd-06:47.

Official Basketball Box Score -- Game Totals -- Final Statistics
Stetson vs Mercer
1/25/14 3:05 pm at Macon, Ga. - Hawkins Arena

Stetson 49 • 6-15, 4-5 A-Sun

Table with columns: # Player, Total FG-FGA, 3-Ptr FG-FGA, FT-FTA, Rebounds, PF, TP, A TO Blk Stl, Min. Includes player stats for SMITH, GREEN, MILLER, etc.

Mercer 87 • 17-5, 8-1 A-Sun

Table with columns: # Player, Total FG-FGA, 3-Ptr FG-FGA, FT-FTA, Rebounds, PF, TP, A TO Blk Stl, Min. Includes player stats for THOMAS, WHITE, GOLLON, etc.

Officials: Rusty Phillips, Jason Baker, Tony Turner
Technical fouls: Stetson-None. Mercer-None.
Attendance: 3472

Score by periods table with columns: 1st, 2nd, Total. Stetson: 24, 25, 49. Mercer: 49, 38, 87.

Last FG - STET 2nd-00:34, MER 2nd-02:48,
Largest lead - STET by 2 1st-19:38, MER by 45 2nd-03:59.









# 2013-14 MERCER GAME-BY-GAME

## GAME 31

### Mercer 69, Jacksonville 55

**March 1, 2014  
Macon, Ga.  
Hawkins Arena**

## GAME 32

### Mercer 85, Jacksonville 64

A-Sun Tournament Quarterfinal

**March 4, 2014  
Macon, Ga.  
Hawkins Arena**

MACON, Ga. – On a day in which the most successful senior class in Mercer men's basketball history was honored, the group reaffirmed their championship pedigree by clinching Atlantic Sun regular season co-championship honors with a 69-55 win over Jacksonville on Saturday at Hawkins Arena.

Mercer closed its season at 23-8 (14-4 A-Sun), tying Florida Gulf Coast for first place in the league standings.

Senior Jakob Gollon led all scorers with 18 points in the win in the while his classmate Daniel Coursey booked his fifth double-double of the season with 15 points and 11 rebounds. Senior Langston Hall dished the 600th assist of his career on Saturday and moved into second place in Atlantic Sun history with 603 assists.

Mercer finished 14-4 in league play for the second-straight season to capture the program's third regular season A-Sun title. The Bears were also co-champions in 2003 and outright champs last season.

Mercer's 14 conference wins equaled last seasons' ledger for the most conference wins in program history. The Bears' 23 wins tied the 2002-03 edition of the Bears for most regular season victories.

Mercer's seven-member senior class was honored postgame prior to cutting down the nets at Hawkins Arena. Over the last four seasons, the team has posted an 89-49 overall record including three-straight 20-win seasons.

FORT MYERS, Fla. – Senior point guard Langston Hall scored a game-high 16 points, but the men's basketball team was out-rebounded 48-29 and shot a season-low 34.4 percent in a 75-61 loss to Florida Gulf Coast in front a record Alico Arena crowd of 4,633 on Friday night.

Mercer 21-7 (12-3 A-Sun) saw its three-game winning streak snapped while Florida Gulf Coast won the sixth game in its last seven outings and jumped to 18-10 (12-3 A-Sun). The Bears and the Eagles are now tied atop the A-Sun standing with just three games to play.

With a FGCU-promoted white-out in effect, the Bears and Eagles gave the patrons a terrific showing for the majority of the game, as neither team could gain more than a seven-point separation in the first 32 minutes.

The turning point came as the Eagles broke away from a two-point game with a 15-1 surge that elapsed 3:36 of game time. The run was capped by an Eric McKnight jam that sent the Alico Arena crowd into a frenzy and put the hosts ahead 59-41 with 4:51 to play. The Bears battled hard in the final minutes, but couldn't close the gap any closer than 14.

Mercer's season low shooting percentage yielded just 61 points, tying its Feb. 2 loss at USC Upstate for the lowest offensive output of the year. The Bears were outmatched on the glass for just the second time in the last 12 games.

#### Official Basketball Box Score -- Game Totals -- Final Statistics Jacksonville vs Mercer

3/1/14 1 p.m. at Macon, Ga. - Hawkins Arena

#### Jacksonville 55 • 12-17 (8-10ASun)

| ## | Player           | Total        |             | 3-Ptr       |           | Rebounds  |           |           |           | PF        | TP        | A        | TO       | Blk      | Stl      | Min        |
|----|------------------|--------------|-------------|-------------|-----------|-----------|-----------|-----------|-----------|-----------|-----------|----------|----------|----------|----------|------------|
|    |                  | FG-FGA       | FT-FTA      | FG-FGA      | FT-FTA    | Off       | Def       | Tot       |           |           |           |          |          |          |          |            |
| 00 | DAWSON, Javon    | * 4-5        | 1-1         | 0-0         | 2         | 3         | 5         | 3         | 9         | 2         | 5         | 0        | 0        |          |          | 35         |
| 05 | MARTIN, Vince    | * 3-9        | 3-7         | 0-0         | 1         | 5         | 6         | 1         | 9         | 5         | 1         | 1        | 1        |          |          | 34         |
| 11 | HAYWOOD, Jarvis  | * 3-10       | 3-6         | 4-6         | 1         | 1         | 2         | 5         | 13        | 3         | 5         | 0        | 2        |          |          | 31         |
| 21 | MCDOWGALD, Keith | * 3-7        | 0-3         | 2-2         | 0         | 3         | 3         | 3         | 8         | 2         | 5         | 0        | 2        |          |          | 32         |
| 33 | SLAWSON, RJ      | * 3-8        | 0-1         | 0-0         | 2         | 6         | 8         | 5         | 6         | 0         | 2         | 1        | 0        |          |          | 30         |
| 13 | WHITE, Marcel    | 0-3          | 0-2         | 0-0         | 0         | 0         | 0         | 2         | 0         | 0         | 1         | 0        | 0        |          |          | 10         |
| 15 | HOLDER, J.R.     | 4-8          | 1-3         | 1-3         | 1         | 1         | 2         | 3         | 10        | 0         | 2         | 0        | 0        |          |          | 19         |
| 22 | HUNT, Sam        | 0-0          | 0-0         | 0-0         | 0         | 1         | 1         | 0         | 0         | 0         | 0         | 0        | 0        |          |          | 3          |
| 34 | MURRAY, Josh     | 0-0          | 0-0         | 0-0         | 0         | 1         | 1         | 0         | 0         | 0         | 0         | 0        | 1        |          |          | 6          |
|    | Team             |              |             |             | 4         | 2         | 6         |           |           |           |           |          |          |          |          | 200        |
|    | <b>Totals</b>    | <b>20-50</b> | <b>8-23</b> | <b>7-11</b> | <b>11</b> | <b>23</b> | <b>34</b> | <b>22</b> | <b>55</b> | <b>12</b> | <b>21</b> | <b>2</b> | <b>6</b> | <b>2</b> | <b>6</b> | <b>200</b> |

FG % 1st Half: 8-24 33.3% 2nd half: 12-26 46.2% Game: 20-50 40.0%  
 3FG % 1st Half: 2-11 18.2% 2nd half: 6-12 50.0% Game: 8-23 34.8%  
 FT % 1st Half: 3-7 42.9% 2nd half: 4-4 100.0% Game: 7-11 63.6%

Deadball  
Rebounds  
2

#### Mercer 69 • 23-8 (14-4 ASun)

| ## | Player             | Total        |             | 3-Ptr        |          | Rebounds  |           |           |           | PF        | TP        | A        | TO       | Blk      | Stl        | Min |
|----|--------------------|--------------|-------------|--------------|----------|-----------|-----------|-----------|-----------|-----------|-----------|----------|----------|----------|------------|-----|
|    |                    | FG-FGA       | FT-FTA      | FG-FGA       | FT-FTA   | Off       | Def       | Tot       |           |           |           |          |          |          |            |     |
| 03 | CANEVARI, Kevin    | * 0-0        | 0-0         | 0-0          | 0        | 0         | 0         | 0         | 0         | 2         | 0         | 0        | 0        |          |            | 10  |
| 05 | THOMAS, Bud        | * 5-7        | 2-2         | 0-0          | 1        | 2         | 3         | 3         | 12        | 5         | 0         | 2        | 1        |          |            | 33  |
| 15 | WHITE, Anthony Jr. | * 2-7        | 0-4         | 0-1          | 0        | 1         | 1         | 2         | 4         | 0         | 2         | 0        | 1        |          |            | 27  |
| 20 | GOLLON, Jakob      | * 5-12       | 2-4         | 6-10         | 2        | 3         | 5         | 2         | 18        | 3         | 1         | 0        | 1        |          |            | 28  |
| 45 | BROWN, Monty       | * 2-3        | 0-0         | 0-0          | 1        | 2         | 3         | 1         | 4         | 0         | 1         | 0        | 0        |          |            | 11  |
| 01 | LEONARD, Phillip   | 0-0          | 0-0         | 0-0          | 1        | 1         | 2         | 0         | 0         | 1         | 0         | 0        | 0        |          |            | 4   |
| 10 | NWAMU, Ike         | 1-1          | 0-0         | 0-0          | 0        | 0         | 0         | 0         | 2         | 0         | 1         | 0        | 0        |          |            | 4   |
| 14 | HALLICE, TJ        | 0-0          | 0-0         | 0-1          | 0        | 1         | 1         | 0         | 0         | 0         | 0         | 0        | 0        |          |            | 2   |
| 21 | HALL, Langston     | 1-7          | 0-3         | 7-8          | 0        | 1         | 1         | 0         | 9         | 4         | 2         | 0        | 0        |          |            | 32  |
| 22 | MOTEN, Dariusous   | 2-4          | 1-2         | 0-0          | 0        | 1         | 1         | 0         | 5         | 1         | 1         | 1        | 0        |          |            | 12  |
| 34 | BRYAN, Jibri       | 0-0          | 0-0         | 0-0          | 0        | 0         | 0         | 2         | 0         | 0         | 1         | 0        | 0        |          |            | 10  |
| 52 | COURSEY, Daniel    | 7-10         | 0-0         | 1-2          | 4        | 7         | 11        | 2         | 15        | 0         | 2         | 2        | 1        |          |            | 27  |
|    | Team               |              |             |              | 0        | 1         | 1         |           |           |           |           |          |          |          |            | 200 |
|    | <b>Totals</b>      | <b>25-51</b> | <b>5-15</b> | <b>14-22</b> | <b>9</b> | <b>20</b> | <b>29</b> | <b>12</b> | <b>69</b> | <b>16</b> | <b>11</b> | <b>5</b> | <b>4</b> | <b>2</b> | <b>200</b> |     |

FG % 1st Half: 15-28 53.6% 2nd half: 10-23 43.5% Game: 25-51 49.0%  
 3FG % 1st Half: 2-8 25.0% 2nd half: 3-7 42.9% Game: 5-15 33.3%  
 FT % 1st Half: 0-0 0.0% 2nd half: 14-22 63.6% Game: 14-22 63.6%

Deadball  
Rebounds  
2,1

| Score by periods | 1st | 2nd | Total |
|------------------|-----|-----|-------|
| Jacksonville     | 21  | 34  | 55    |
| Mercer           | 32  | 37  | 69    |

| Points | In    | Off | 2nd    | Fast  | Bench |
|--------|-------|-----|--------|-------|-------|
| JU     | Paint | T/O | Chance | Break |       |
| JU     | 18    | 11  | 7      | 4     | 10    |
| MER    | 28    | 23  | 7      | 2     | 31    |

Last FG - JU 2nd-01:15, MER 2nd-01:29.  
Largest lead - JU None, MER by 18 2nd-15:21.

Score tied - 0 times.  
Lead changed - 0 times.

#### Official Basketball Box Score -- Game Totals -- Final Statistics Jacksonville vs Mercer

3/4/14 7:05 pm at Hawkins Arena - Macon, Ga.

#### Jacksonville 64 • 12-18

| ## | Player           | Total        |              | 3-Ptr        |          | Rebounds  |           |           |           | PF        | TP        | A        | TO       | Blk      | Stl        | Min |
|----|------------------|--------------|--------------|--------------|----------|-----------|-----------|-----------|-----------|-----------|-----------|----------|----------|----------|------------|-----|
|    |                  | FG-FGA       | FT-FTA       | FG-FGA       | FT-FTA   | Off       | Def       | Tot       |           |           |           |          |          |          |            |     |
| 00 | DAWSON, Javon    | * 4-7        | 0-0          | 1-3          | 1        | 8         | 9         | 2         | 9         | 2         | 3         | 0        | 0        |          |            | 34  |
| 05 | MARTIN, Vince    | * 4-11       | 4-7          | 5-6          | 0        | 2         | 2         | 2         | 17        | 5         | 2         | 0        | 1        |          |            | 36  |
| 11 | HAYWOOD, Jarvis  | * 5-9        | 2-4          | 3-6          | 3        | 2         | 5         | 3         | 15        | 2         | 3         | 1        | 1        |          |            | 28  |
| 21 | MCDOWGALD, Keith | * 3-8        | 2-6          | 2-4          | 0        | 1         | 1         | 1         | 10        | 2         | 3         | 1        | 1        |          |            | 28  |
| 33 | SLAWSON, RJ      | * 1-4        | 0-0          | 2-3          | 2        | 4         | 6         | 5         | 4         | 0         | 2         | 2        | 0        |          |            | 24  |
| 01 | BOGUS, Jeremy    | 0-0          | 0-0          | 0-0          | 0        | 0         | 0         | 0         | 0         | 0         | 0         | 0        | 0        |          |            | 2   |
| 10 | BELL, Marcellous | 1-2          | 1-2          | 1-2          | 1        | 1         | 2         | 0         | 4         | 0         | 0         | 0        | 0        |          |            | 2   |
| 13 | WHITE, Marcel    | 1-2          | 1-1          | 0-0          | 0        | 1         | 2         | 2         | 3         | 0         | 1         | 0        | 0        |          |            | 16  |
| 15 | HOLDER, J.R.     | 1-3          | 0-1          | 0-0          | 0        | 2         | 2         | 2         | 2         | 2         | 1         | 0        | 0        |          |            | 21  |
| 22 | HUNT, Sam        | 0-2          | 0-0          | 0-0          | 0        | 0         | 0         | 1         | 0         | 1         | 0         | 0        | 0        |          |            | 4   |
| 34 | MURRAY, Josh     | 0-0          | 0-0          | 0-0          | 0        | 0         | 0         | 0         | 0         | 0         | 0         | 1        | 0        |          |            | 5   |
|    | Team             |              |              |              | 1        | 0         | 1         |           |           |           |           |          |          |          |            | 200 |
|    | <b>Totals</b>    | <b>20-48</b> | <b>10-21</b> | <b>14-24</b> | <b>8</b> | <b>22</b> | <b>30</b> | <b>18</b> | <b>64</b> | <b>13</b> | <b>14</b> | <b>5</b> | <b>3</b> | <b>2</b> | <b>200</b> |     |

FG % 1st Half: 11-23 47.8% 2nd half: 9-25 36.0% Game: 20-48 41.7%  
 3FG % 1st Half: 3-9 33.3% 2nd half: 7-12 58.3% Game: 10-21 47.6%  
 FT % 1st Half: 3-5 60.0% 2nd half: 11-19 57.9% Game: 14-24 58.3%

Deadball  
Rebounds  
3

#### Mercer 85 • 24-8

| ## | Player             | Total        |              | 3-Ptr        |          | Rebounds  |           |           |           | PF        | TP       | A        | TO       | Blk      | Stl        | Min |
|----|--------------------|--------------|--------------|--------------|----------|-----------|-----------|-----------|-----------|-----------|----------|----------|----------|----------|------------|-----|
|    |                    | FG-FGA       | FT-FTA       | FG-FGA       | FT-FTA   | Off       | Def       | Tot       |           |           |          |          |          |          |            |     |
| 05 | THOMAS, Bud        | * 6-11       | 6-10         | 0-0          | 0        | 9         | 9         | 2         | 18        | 1         | 0        | 1        | 2        |          |            | 32  |
| 15 | WHITE, Anthony Jr. | * 11-15      | 3-3          | 4-4          | 2        | 5         | 7         | 4         | 29        | 1         | 0        | 0        | 0        |          |            | 30  |
| 20 | GOLLON, Jakob      | * 2-5        | 1-2          | 5-5          | 0        | 4         | 4         | 4         | 10        | 1         | 1        | 0        | 3        |          |            | 22  |
| 21 | HALL, Langston     | * 0-4        | 0-3          | 3-5          | 0        | 4         | 4         | 1         | 3         | 10        | 4        | 0        | 2        |          |            | 35  |
| 52 | COURSEY, Daniel    | * 3-4        | 0-0          | 2-2          | 2        | 1         | 3         | 4         | 8         | 1         | 0        | 3        | 1        |          |            | 22  |
| 01 | LEONARD, Phillip   | 0-3          | 0-0          | 1-2          | 1        | 0         | 1         | 1         | 1         | 0         | 0        | 0        | 0        |          |            | 8   |
| 03 | CANEVARI, Kevin    | 0-0          | 0-0          | 2-2          | 0        | 0         | 0         | 1         | 2         | 1         | 0        | 0        | 0        |          |            | 5   |
| 14 | HALLICE, TJ        | 4-5          | 0-0          | 0-1          | 1        | 2         | 3         | 2         | 8         | 0         | 0        | 0        | 1        |          |            | 18  |
| 22 | MOTEN, Dariusous   | 2-7          | 0-1          | 2-2          | 1        | 1         | 2         | 1         | 6         | 1         | 0        | 0        | 0        |          |            | 18  |
| 34 | BRYAN, Jibri       | 0-2          | 0-2          | 0-0          | 1        | 0         | 1         | 0         | 0         | 0         | 0        | 0        | 0        |          |            | 9   |
| 45 | BROWN, Monty       | 0-0          | 0-0          | 0-0          | 0        | 0         | 0         | 0         | 0         | 0         | 0        | 0        | 0        |          |            | 1   |
|    | Team               |              |              |              | 1        | 1         | 2         |           |           |           |          |          |          |          |            | 200 |
|    | <b>Totals</b>      | <b>28-56</b> | <b>10-21</b> | <b>19-23</b> | <b>9</b> | <b>27</b> | <b>36</b> | <b>20</b> | <b>85</b> | <b>16</b> | <b>8</b> | <b>4</b> | <b>9</b> | <b>2</b> | <b>200</b> |     |

FG % 1st Half: 14-30 46.7% 2nd half: 14-26 53.8% Game: 28-56 50.0%  
 3FG % 1st Half: 6-9 66.7% 2nd half: 4-12 33.3% Game: 10-21 47.6%  
 FT % 1st Half: 3-4 75.0% 2nd half: 16-19 84.2% Game: 19-23 82.6%

Deadball  
Rebounds  
1

Officials: Jerry Heater, Lee Cassell, Antnio Petty  
 Technical fouls: Jacksonville-None. Mercer-None.  
 Attendance: 1832

| Score by periods | 1st | 2nd | Total |
|------------------|-----|-----|-------|
| Jacksonville     | 28  | 36  | 64    |
| Mercer           | 37  | 48  | 85    |

| Points | In    | Off | 2nd    | Fast  | Bench |
|--------|-------|-----|--------|-------|-------|
| JU     | Paint | T/O | Chance | Break |       |
| JU     | 16    | 11  | 5      | 8     | 9     |
| MER    | 39    | 22  | 12     | 3     | 17    |

Last FG - JU 2nd-00:02, MER 2nd-01:40.  
Largest lead - JU by 4 1st-15:01, MER by 27 2nd-00:51.

Score tied - 0 times.  
Lead changed - 2 times.

2013-14 MERCER GAME-BY-GAME

**GAME**  
**33**  
**Mercer 78, USC Upstate 75 (2OT)**  
**A-Sun Tournament Semifinal**  
March 6, 2014  
Macon, Ga.  
Hawkins Arena

**GAME**  
**34**  
**Mercer 68, FGCU 60**  
**A-Sun Tournament Final**  
March 9, 2014  
Fort Myers, Fla.  
Alico Arena

MACON, Ga. – On a day in which the most successful senior class in Mercer men's basketball history was honored, the group reaffirmed their championship pedigree by clinching Atlantic Sun regular season co-championship honors with a 69-55 win over Jacksonville on Saturday at Hawkins Arena.

Mercer closed its season at 23-8 (14-4 A-Sun), tying Florida Gulf Coast for first place in the league standings.

Senior Jakob Gollon led all scorers with 18 points in the win in the while his classmate Daniel Coursey booked his fifth double-double of the season with 15 points and 11 rebounds. Senior Langston Hall dished the 600th assist of his career on Saturday and moved into second place in Atlantic Sun history with 603 assists.

Mercer finished 14-4 in league play for the second-straight season to capture the program's third regular season A-Sun title. The Bears were also co-champions in 2003 and outright champs last season.

Mercer's 14 conference wins equaled last seasons' ledger for the most conference wins in program history. The Bears' 23 wins tied the 2002-03 edition of the Bears for most regular season victories.

Mercer's seven-member senior class was honored postgame prior to cutting down the nets at Hawkins Arena. Over the last four seasons, the team has posted an 89-49 overall record including three-straight 20-win seasons.

FORT MYERS, Fla. – The Mercer men's basketball team turned the lights out on Florida Gulf Coast early and withstood numerous Eagle comeback attempts to capture the Atlantic Sun tournament championship by a 68-60 margin at Alico Arena on Sunday afternoon. Mercer's win punched the team's ticket to the NCAA Tournament for the first time since 1985.

Mercer (26-8) exacted revenge on the same FGCU team that had eliminated the Bears from title contention the last two seasons. Senior point guard Langston Hall was named tournament MVP, while his classmates Jakob Gollon and Anthony White Jr. earned All-Tournament team selections.

Four starters scored double figures in Sunday's finale, led by Hall and White Jr.'s 15-point performances. Senior Daniel Coursey added 13 while Gollon chipped in 12.

Early on the game was knotted at 13-13 before the Bears rattled off an energy-packed 20-2 run to assume an 18-point lead with seven seconds to go before halftime.

Mercer disarmed FGCU's weapons during the surge, holding the Eagles to just two points for an 8:36 stretch while silencing the home crowd.

FGCU would get back within three with 2:29 to play, but Hall swished a pull-up jumper and Coursey canned two free throws to put the game out of reach.

**Official Basketball Box Score -- Game Totals -- Final Statistics**  
**USC Upstate vs Mercer**

3/6/14 8:30 p.m. at Macon, Ga. - Hawkins Arena

**USC Upstate 75 • 19-12**

| #      | Player              | Total |     |    | 3-Ptr |    |     | Rebounds |     |     | PF | TP | A  | TO | Blk | Stl | Min |
|--------|---------------------|-------|-----|----|-------|----|-----|----------|-----|-----|----|----|----|----|-----|-----|-----|
|        |                     | FG    | FGA | FT | FTA   | FG | FGA | FT       | FTA | Off |    |    |    |    |     |     |     |
| 12     | GLENN, Ricardo      | * 5   | 8   | 0  | 0     | 7  | 8   | 11       | 3   | 17  | 2  | 3  | 2  | 3  | 40  |     |     |
| 23     | CRAIG, Torrey       | * 8   | 17  | 4  | 9     | 4  | 4   | 1        | 1   | 4   | 24 | 0  | 2  | 0  | 42  |     |     |
| 24     | MAXEY, Jodd         | * 3   | 4   | 0  | 0     | 0  | 5   | 8        | 5   | 6   | 2  | 0  | 0  | 30 |     |     |     |
| 31     | BLESSING, Mario     | * 2   | 6   | 0  | 4     | 0  | 0   | 0        | 0   | 3   | 4  | 2  | 0  | 1  | 31  |     |     |
| 32     | MILLER, Fred        | * 3   | 9   | 0  | 2     | 0  | 1   | 1        | 1   | 6   | 6  | 1  | 0  | 38 |     |     |     |
| 03     | MWUJENYEGA, Karim   | 1     | 2   | 0  | 0     | 0  | 0   | 0        | 0   | 2   | 0  | 1  | 0  | 6  |     |     |     |
| 05     | GREENE, Ty          | 5     | 14  | 3  | 8     | 0  | 1   | 4        | 5   | 0   | 13 | 4  | 2  | 37 |     |     |     |
| 15     | STEPHENS, ShunQuez  | 1     | 5   | 1  | 1     | 0  | 3   | 6        | 9   | 1   | 3  | 0  | 0  | 0  | 19  |     |     |
| 34     | OLUMUYIWA, Babatund | 0     | 0   | 0  | 0     | 0  | 1   | 1        | 0   | 0   | 0  | 0  | 0  | 5  |     |     |     |
| 44     | BUCHANAN, Michael   | 0     | 1   | 0  | 0     | 0  | 0   | 0        | 0   | 0   | 0  | 0  | 1  | 2  |     |     |     |
| Team   |                     |       |     |    | 1     |    |     | 2        |     |     | 3  |    |    |    |     |     |     |
| Totals |                     | 28    | 66  | 8  | 24    | 11 | 14  | 11       | 28  | 39  | 17 | 75 | 16 | 9  | 4   | 5   | 250 |

FG % 1st Half: 12-26 46.2% 2nd half: 12-30 40.0% OT: 4-10 40.0% Game: 28-66 42.4% Deadball Rebounds  
3FG % 1st Half: 3-8 37.5% 2nd half: 4-12 33.3% OT: 1-4 25.0% Game: 8-24 33.3%  
FT % 1st Half: 4-4 100.0 2nd half: 1-2 50.0% OT: 6-8 75.0% Game: 11-14 78.6% 1

**Mercer 78 • 25-8**

| #      | Player             | Total |     |    | 3-Ptr |    |     | Rebounds |     |     | PF | TP | A  | TO | Blk | Stl | Min |
|--------|--------------------|-------|-----|----|-------|----|-----|----------|-----|-----|----|----|----|----|-----|-----|-----|
|        |                    | FG    | FGA | FT | FTA   | FG | FGA | FT       | FTA | Off |    |    |    |    |     |     |     |
| 05     | THOMAS, Bud        | * 2   | 8   | 1  | 6     | 0  | 0   | 2        | 2   | 1   | 5  | 3  | 1  | 0  | 42  |     |     |
| 15     | WHITE, Anthony Jr. | * 4   | 7   | 4  | 5     | 0  | 0   | 1        | 5   | 6   | 0  | 12 | 1  | 1  | 0   | 35  |     |
| 20     | GOLLON, Jakob      | * 5   | 14  | 3  | 7     | 4  | 7   | 4        | 1   | 4   | 5  | 2  | 17 | 0  | 2   | 28  |     |
| 21     | HALL, Langston     | * 6   | 12  | 3  | 8     | 6  | 6   | 1        | 3   | 4   | 0  | 21 | 6  | 4  | 0   | 45  |     |
| 52     | COURSEY, Daniel    | * 2   | 5   | 0  | 0     | 0  | 0   | 0        | 0   | 0   | 6  | 5  | 4  | 1  | 4   | 34  |     |
| 03     | CANEVARI, Kevin    | 0     | 0   | 0  | 0     | 0  | 0   | 0        | 0   | 0   | 0  | 1  | 0  | 0  | 6   |     |     |
| 10     | NWAMU, Ike         | 2     | 3   | 2  | 2     | 2  | 2   | 2        | 2   | 1   | 8  | 1  | 0  | 0  | 20  |     |     |
| 14     | HALLICE, TJ        | 2     | 2   | 0  | 0     | 1  | 1   | 1        | 2   | 4   | 0  | 0  | 0  | 0  | 12  |     |     |
| 22     | MOTEN, Darius      | 1     | 6   | 0  | 2     | 2  | 2   | 2        | 2   | 1   | 0  | 2  | 4  | 2  | 0   | 19  |     |
| 34     | BRYAN, Jibri       | 1     | 2   | 1  | 1     | 0  | 0   | 0        | 0   | 0   | 3  | 0  | 0  | 0  | 7   |     |     |
| 45     | BROWN, Monty       | 0     | 2   | 0  | 0     | 0  | 0   | 0        | 1   | 0   | 1  | 0  | 0  | 0  | 2   |     |     |
| Team   |                    |       |     |    | 3     |    |     | 7        |     |     | 10 |    |    |    |     |     |     |
| Totals |                    | 25    | 61  | 14 | 31    | 14 | 18  | 11       | 27  | 38  | 14 | 78 | 15 | 9  | 4   | 3   | 250 |

FG % 1st Half: 10-26 38.5% 2nd half: 9-23 39.1% OT: 6-12 50.0% Game: 25-61 41.0% Deadball Rebounds  
3FG % 1st Half: 6-13 46.2% 2nd half: 5-11 45.5% OT: 3-7 42.9% Game: 14-31 45.2%  
FT % 1st Half: 3-4 75.0% 2nd half: 8-8 100.0 OT: 3-6 50.0% Game: 14-18 77.8% 1,2

Officials: Doug Shows, Brian Shey, Pat Evans  
Technical fouls: USC Upstate-None. Mercer-None.  
Attendance: 2572

| Score by periods | 1st | 2nd | OT | Total |
|------------------|-----|-----|----|-------|
| USC Upstate      | 31  | 29  | 6  | 75    |
| Mercer           | 29  | 31  | 6  | 78    |

Last FG - UPST 02:00:30, MER 02:00:49.  
Largest lead - UPST by 5 1st-13:27, MER by 8 2nd-10:08.

Score tied - 14 times.  
Lead changed - 12 times.

**Official Basketball Box Score -- Game Totals -- Final Statistics**  
**Mercer vs FGCU**

3/9/14 2 p.m. at Alico Arena - Fort Myers, Fla.

**Mercer 68 • 26-8**

| #      | Player             | Total |     |    | 3-Ptr |    |     | Rebounds |     |     | PF | TP | A | TO | Blk | Stl | Min |
|--------|--------------------|-------|-----|----|-------|----|-----|----------|-----|-----|----|----|---|----|-----|-----|-----|
|        |                    | FG    | FGA | FT | FTA   | FG | FGA | FT       | FTA | Off |    |    |   |    |     |     |     |
| 05     | THOMAS, Bud        | * 0   | 6   | 0  | 5     | 0  | 0   | 0        | 1   | 1   | 2  | 2  | 0 | 1  | 0   | 1   | 27  |
| 15     | WHITE, Anthony Jr. | * 5   | 9   | 1  | 2     | 4  | 5   | 2        | 0   | 2   | 1  | 15 | 0 | 1  | 0   | 3   | 32  |
| 20     | GOLLON, Jakob      | * 4   | 12  | 1  | 4     | 3  | 4   | 6        | 3   | 2   | 15 | 3  | 0 | 0  | 0   | 28  |     |
| 21     | HALL, Langston     | * 6   | 11  | 2  | 6     | 1  | 2   | 6        | 7   | 2   | 12 | 3  | 2 | 0  | 1   | 34  |     |
| 52     | COURSEY, Daniel    | * 3   | 9   | 0  | 0     | 7  | 8   | 3        | 4   | 7   | 2  | 13 | 1 | 0  | 3   | 31  |     |
| 03     | CANEVARI, Kevin    | 0     | 2   | 0  | 0     | 0  | 0   | 0        | 0   | 0   | 0  | 1  | 0 | 0  | 0   | 5   |     |
| 10     | NWAMU, Ike         | 1     | 6   | 2  | 2     | 1  | 1   | 2        | 2   | 4   | 0  | 1  | 0 | 0  | 0   | 20  |     |
| 14     | HALLICE, TJ        | 0     | 0   | 0  | 0     | 0  | 0   | 0        | 0   | 0   | 0  | 1  | 0 | 0  | 0   | 1   |     |
| 22     | MOTEN, Darius      | 2     | 4   | 0  | 1     | 1  | 2   | 2        | 2   | 4   | 5  | 0  | 0 | 0  | 0   | 13  |     |
| 34     | BRYAN, Jibri       | 0     | 0   | 0  | 0     | 0  | 0   | 0        | 0   | 0   | 0  | 0  | 0 | 0  | 0   | 0   |     |
| 45     | BROWN, Monty       | 1     | 1   | 0  | 0     | 2  | 2   | 3        | 2   | 5   | 1  | 4  | 0 | 2  | 0   | 9   |     |
| Team   |                    |       |     |    | 3     |    |     | 4        |     |     | 7  |    |   | 1  |     |     |     |
| Totals |                    | 22    | 60  | 4  | 20    | 18 | 22  | 40       | 18  | 68  | 9  | 7  | 4 | 5  | 2   | 200 |     |

FG % 1st Half: 12-30 40.0% 2nd half: 10-30 33.3% Game: 22-60 36.7%  
3FG % 1st Half: 3-10 30.0% 2nd half: 1-10 10.0% Game: 4-20 20.0%  
FT % 1st Half: 6-8 75.0% 2nd half: 14-16 87.5% Game: 20-24 83.3%

**FGCU 60 • 22-12**

| #      | Player             | Total |     |    | 3-Ptr |    |     | Rebounds |     |     | PF | TP | A  | TO | Blk | Stl | Min |
|--------|--------------------|-------|-----|----|-------|----|-----|----------|-----|-----|----|----|----|----|-----|-----|-----|
|        |                    | FG    | FGA | FT | FTA   | FG | FGA | FT       | FTA | Off |    |    |    |    |     |     |     |
| 00     | COMER, Brett       | * 5   | 16  | 1  | 5     | 3  | 6   | 0        | 2   | 2   | 1  | 14 | 5  | 3  | 0   | 1   | 37  |
| 02     | THOMPSON, Bernard  | * 6   | 15  | 0  | 4     | 2  | 3   | 2        | 5   | 4   | 14 | 3  | 0  | 0  | 0   | 24  |     |
| 05     | JONES, Jamall      | * 3   | 10  | 0  | 4     | 0  | 0   | 3        | 2   | 5   | 2  | 6  | 0  | 2  | 0   | 27  |     |
| 12     | MCKNIGHT, Eric     | * 1   | 2   | 0  | 0     | 2  | 2   | 5        | 2   | 5   | 2  | 0  | 0  | 2  | 1   | 19  |     |
| 20     | FIELER, Chase      | * 5   | 7   | 0  | 1     | 3  | 4   | 5        | 9   | 5   | 13 | 1  | 4  | 2  | 0   | 30  |     |
| 01     | HICKS, Nate        | 3     | 4   | 0  | 0     | 0  | 3   | 4        | 7   | 0   | 6  | 0  | 1  | 0  | 0   | 21  |     |
| 15     | CVJETICANIN, Filip | 1     | 1   | 1  | 1     | 2  | 3   | 1        | 1   | 2   | 0  | 5  | 1  | 1  | 0   | 21  |     |
| 35     | GRAF, Dajuan       | 0     | 3   | 0  | 1     | 0  | 0   | 1        | 2   | 3   | 0  | 0  | 1  | 0  | 0   | 21  |     |
| Team   |                    |       |     |    | 0     |    |     | 1        |     |     | 3  |    |    | 0  |     |     |     |
| Totals |                    | 24    | 58  | 2  | 16    | 10 | 18  | 15       | 21  | 36  | 20 | 60 | 10 | 12 | 4   | 2   | 200 |

FG % 1st Half: 5-24 20.8% 2nd half: 19-34 55.9% Game: 24-58 41.4%  
3FG % 1st Half: 0-7 0.0% 2nd half: 2-9 22.2% Game: 2-16 12.5%  
FT % 1st Half: 7-11 63.6% 2nd half: 3-7 42.9% Game: 10-18 55.6%

Officials: Mike Nance (R), James Barker, Ron Groover  
Technical fouls: Mercer-None. FGCU-None.

Attendance: 4702

Atlantic Sun Championship Final

#1 FGCU v. #2 Mercer

| Score by periods | 1st | 2nd | Total |
|------------------|-----|-----|-------|
| Mercer           | 33  | 35  | 68    |
| FGCU             | 17  | 43  | 60    |

Last FG - MER 2nd-00:26, FGCU 2nd-00:05.  
Largest lead - MER by 18 1st-00:07, FGCU by 1 1st-18:51.

| Points | In    | Off | 2nd    | Fast  |
|--------|-------|-----|--------|-------|
|        | Paint | T/O | Chance | Break |
| MERC   | 26    | 16  | 15     | 4     |
| FGCU   | 40    | 13  | 10     | 8     |

Score tied - 1 time.  
Lead changed - 1 time.

# 2013-14 MERCER GAME-BY-GAME

**GAME**  
**35**

**Mercer 78, No. 6 Duke 71**  
**NCAA Tournament Second Round**  
**March 21, 2014**  
**Raleigh, N.C.**  
**PNC Arena**

RALEIGH, N.C. – In what may be described as one of the biggest upsets in recent NCAA Tournament history, the No. 14 seeded Mercer men's basketball team made all the plays down the stretch to capture a 78-71 win over No. 3 seeded Duke in the second round of the Midwest Regional on Friday afternoon at PNC Arena.

Mercer (27-8) ended the game on an 18-8 run to capture its first NCAA Tournament win in the 108-year history of the men's basketball program.

The Bears became just the eighteenth No. 14 seed to ever knock off a No. 3 seed in the history of the NCAA Tournament and now advance to face 11th-seeded Tennessee Volunteers. Mercer's last meeting with Tennessee came in the 2013 NIT, when the Bears knocked off the Vols 75-67 in Knoxville.

Senior Jakob Gollon paced five Bears in double figures with 20 points on 5-of-9 shooting from the field and a perfect 9-for-9 showing from the free throw line. Joining him were senior Daniel Coursey (17), senior Anthony White Jr. (13) and senior Langston Hall (11).

Mercer shot 56 percent (25-of-45) from the field in the contest and handed out 16 assists in comparison to just eight turnovers. The Bears also dominated in the paint, outscoring the Blue Devils 26-10 on the inside.

The Bears' 27 wins equals the program record win total set by the 2011-12 edition of the team. Duke entered the game ranked No. 6 in the USA Today Coaches' Poll, thus establishing Mercer's first win against a ranked opponent since topping No. 23 USC on November 10, 2007.

Mercer trailed by six with 3:21 to play in the first half before a pair of Ike Nwamu free throws sparked a 10-3 surge that put the Bears ahead with 51 seconds to go in the half. The final bucket in the stretch was delivered by Gollon, who squared up for a 3-pointer and a 34-33 Mercer edge.

Duke freshman phenom Jabari Parker closed the half's scoring with a jumper, but by then the packed-out section of Mercer supporters had been stoked into hysteria.

Out of the half, Mercer's collection put together an 11-5 run that continued to fuel the orange-clad group of supporters. Duke returned fire with five unanswered points to knot the game once again at 45-45.

With less than five minutes to go, Duke had gone up by five once again before Coursey got his patented hook shot to fall and White Jr. drilled a 3-pointer from the wing to knot the game at 63 apiece.

The momentum continued to swing towards Mercer as the Bears reeled off six more unanswered points to go ahead by six with less than a minute to play. Mercer's defense held the Blue Devils scoreless for over four minutes during the surge.

With the game still very much in doubt down the stretch, Mercer combined for 12-of-14 free throw shooting in the final two minutes to seal the victory.

Game time for Sunday's Round of 32 matchup with Tennessee is set for 6:10 p.m. and will be nationally telecast on TNT.

## Official Basketball Box Score -- Game Totals -- Final Statistics Mercer vs Duke 3/21/14 12:15 p.m. at Raleigh, N.C. (PNC Arena)

### Mercer 78 • 27-8

| ## | Player             | Total | 3-Ptr  |        | Rebounds | PF | TP | A  | TO | Blk | Stl | Min |        |     |     |
|----|--------------------|-------|--------|--------|----------|----|----|----|----|-----|-----|-----|--------|-----|-----|
|    |                    |       | FG-FGA | FG-FGA |          |    |    |    |    |     |     |     | FT-FTA | Off | Def |
| 05 | THOMAS, Bud        | f     | 1-4    | 0-2    | 0-0      | 0  | 3  | 3  | 1  | 2   | 5   | 0   | 0      | 0   | 30  |
| 20 | GOLLON, Jakob      | f     | 5-9    | 1-3    | 9-9      | 0  | 5  | 5  | 1  | 20  | 2   | 1   | 0      | 2   | 33  |
| 52 | COURSEY, Daniel    | f     | 7-12   | 0-0    | 3-5      | 0  | 4  | 4  | 4  | 17  | 2   | 2   | 0      | 0   | 31  |
| 15 | WHITE, Anthony Jr. | g     | 4-6    | 2-2    | 3-5      | 1  | 2  | 3  | 3  | 13  | 0   | 1   | 0      | 0   | 22  |
| 21 | HALL, Langston     | g     | 3-5    | 1-2    | 4-5      | 0  | 3  | 3  | 1  | 11  | 5   | 3   | 0      | 0   | 35  |
| 01 | LEONARD, Phillip   |       | 0-0    | 0-0    | 0-0      | 0  | 0  | 0  | 0  | 0   | 0   | 0   | 0      | 0   | 1   |
| 03 | CANEVARI, Kevin    |       | 0-1    | 0-1    | 0-0      | 0  | 0  | 0  | 0  | 0   | 1   | 0   | 0      | 0   | 6   |
| 10 | NWAMU, Ike         |       | 4-5    | 1-2    | 2-2      | 1  | 1  | 2  | 2  | 11  | 0   | 1   | 0      | 1   | 23  |
| 14 | HALLICE, TJ        |       | 0-1    | 0-0    | 0-0      | 0  | 0  | 0  | 1  | 0   | 0   | 0   | 0      | 0   | 3   |
| 22 | MOTEN, Darius      |       | 1-2    | 0-1    | 0-0      | 0  | 1  | 1  | 1  | 2   | 0   | 0   | 0      | 0   | 8   |
| 34 | BRYAN, Jibri       |       | 0-0    | 0-0    | 0-0      | 0  | 3  | 3  | 0  | 0   | 1   | 0   | 0      | 0   | 4   |
| 45 | BROWN, Monty       |       | 0-0    | 0-0    | 2-2      | 0  | 0  | 0  | 1  | 2   | 0   | 0   | 0      | 0   | 4   |
|    | Team               |       |        |        |          | 1  | 2  | 3  |    |     |     |     |        |     |     |
|    | Totals             |       | 25-45  | 5-13   | 23-28    | 3  | 24 | 27 | 15 | 78  | 16  | 8   | 0      | 3   | 200 |

|                 |       |       |           |       |       |       |       |       |          |
|-----------------|-------|-------|-----------|-------|-------|-------|-------|-------|----------|
| FG % 1st Half:  | 11-21 | 52.4% | 2nd half: | 14-24 | 58.3% | Game: | 25-45 | 55.6% | Deadball |
| 3FG % 1st Half: | 3-9   | 33.3% | 2nd half: | 2-4   | 50.0% | Game: | 5-13  | 38.5% | Rebounds |
| FT % 1st Half:  | 9-12  | 75.0% | 2nd half: | 14-16 | 87.5% | Game: | 23-28 | 82.1% | 3        |

### Duke 71 • 26-9

| ## | Player            | Total | 3-Ptr  |        | Rebounds | PF | TP | A  | TO | Blk | Stl | Min |        |     |     |
|----|-------------------|-------|--------|--------|----------|----|----|----|----|-----|-----|-----|--------|-----|-----|
|    |                   |       | FG-FGA | FG-FGA |          |    |    |    |    |     |     |     | FT-FTA | Off | Def |
| 01 | PARKER, Jabari    | f     | 4-14   | 0-3    | 6-7      | 4  | 3  | 7  | 4  | 14  | 0   | 4   | 0      | 1   | 28  |
| 05 | HOOD, Rodney      | f     | 2-10   | 2-5    | 0-0      | 2  | 4  | 6  | 5  | 6   | 5   | 3   | 0      | 0   | 35  |
| 21 | JEFFERSON, Amile  | f     | 1-4    | 0-0    | 0-0      | 6  | 5  | 11 | 3  | 2   | 2   | 2   | 1      | 1   | 27  |
| 03 | THORNTON, Tyler   | g     | 1-2    | 1-1    | 3-3      | 0  | 1  | 1  | 2  | 6   | 3   | 1   | 0      | 1   | 23  |
| 14 | SULAIMON, Rasheed | q     | 6-15   | 5-12   | 3-3      | 0  | 3  | 3  | 2  | 20  | 1   | 0   | 0      | 1   | 36  |
| 02 | COOK, Quinn       |       | 8-11   | 7-10   | 0-0      | 3  | 1  | 4  | 3  | 23  | 4   | 2   | 0      | 2   | 35  |
| 13 | JONES, Matt       |       | 0-1    | 0-1    | 0-0      | 0  | 0  | 0  | 1  | 0   | 0   | 0   | 0      | 0   | 2   |
| 15 | HAIRSTON, Josh    |       | 0-0    | 0-0    | 0-0      | 0  | 1  | 1  | 1  | 0   | 0   | 0   | 0      | 0   | 4   |
| 34 | DAWKINS, Andre    |       | 0-5    | 0-5    | 0-0      | 0  | 0  | 0  | 1  | 0   | 0   | 0   | 0      | 0   | 7   |
| 40 | PLUMLEE, Marshall |       | 0-0    | 0-0    | 0-0      | 0  | 0  | 0  | 0  | 0   | 0   | 0   | 0      | 0   | 3   |
|    | Team              |       |        |        |          | 1  | 1  | 2  |    |     |     |     |        |     |     |
|    | Totals            |       | 22-62  | 15-37  | 12-13    | 16 | 19 | 35 | 22 | 71  | 15  | 12  | 1      | 6   | 200 |

|                 |       |       |           |       |       |       |       |       |          |
|-----------------|-------|-------|-----------|-------|-------|-------|-------|-------|----------|
| FG % 1st Half:  | 12-34 | 35.3% | 2nd half: | 10-28 | 35.7% | Game: | 22-62 | 35.5% | Deadball |
| 3FG % 1st Half: | 8-21  | 38.1% | 2nd half: | 7-16  | 43.8% | Game: | 15-37 | 40.5% | Rebounds |
| FT % 1st Half:  | 3-4   | 75.0% | 2nd half: | 9-9   | 100.0 | Game: | 12-13 | 92.3% | 1        |

Officials: Don Dailly, Gerry Pollard, Tom O'Neil  
 Technical fouls: Mercer-None. Duke-None.  
 Attendance:  
 Fouled Out: Duke: #5 Hood, R. @ 1:07 in 2nd half

| Score by periods | 1st | 2nd | Total |
|------------------|-----|-----|-------|
| Mercer           | 34  | 44  | 78    |
| Duke             | 35  | 36  | 71    |

| Points | In    | Off | 2nd    | Fast  | Break | Bench |
|--------|-------|-----|--------|-------|-------|-------|
| MERCER | Paint | T/O | Chance | Break |       |       |
| DU     | 26    | 18  | 2      | 7     | 15    | 23    |
|        | 10    | 7   | 23     | 5     |       |       |

Last FG - MER 2nd-00:44, DU 2nd-00:01.  
 Largest lead - MER by 10 2nd-00:04, DU by 7 1st-05:03.

Score tied - 9 times.  
 Lead changed - 13 times.

# 2013-14 MERCER GAME-BY-GAME

**GAME**  
**36**

**Tennessee 83, Mercer 63**  
**NCAA Tournament Third Round**  
**March 23 2014**  
**Raleigh, N.C.**  
**PNC Arena**

RALEIGH, N.C. – The most successful season in Mercer men's basketball history came to a close on Sunday evening, as the Bears were knocked out of the NCAA Tournament in the third round by Tennessee in an 83-63 loss at PNC Arena.

Mercer completed the historic year with a 27-9 overall record, establishing the best winning percentage (.750) in program history. Tennessee moved to 24-12 and advanced to the Sweet 16, where the Vols will meet Michigan on Friday, March 28.

The Bears' magical run saw the team earn a share of the Atlantic Sun Conference regular season title, win the A-Sun Tournament Championship and register the school's first NCAA Tournament victory in 109 years of basketball. Mercer's Sunday loss left the team just one win short of qualifying for the NCAA Sweet 16 and marked the bookend to an incredible career for its seven-member senior class.

Four Mercer players scored in double-figures in the finale, led by senior Langston Hall's 15 points. Sophomore Ike Nwamu pitched in 12 off the bench while senior Anthony White Jr. and senior Daniel Coursey added 11 and 10, respectively.

A quick start for the Vols saw the 11th-seeded squad break open a 7-0 lead in the first two minutes of play. Nwamu infused life into the Mercer offense with a triple at the 16:51 juncture, and on the next trip down Hall drilled a trey to cut the Vol lead to a single point.

A pair of Coursey buckets momentarily tied the game at 10 apiece when Tennessee used another change to regain a seven-point lead. Senior Kevin Canevari secured a long offensive rebound that led to a Bud Thomas triple at the 9:19 juncture and Mercer was within three, but despite the momentary break the Vols continued their surge and eventually went up by 15 at the half.

Second chance points were at a premium for Mercer, who entered the game without the services of injured senior center Monty Brown. In the first half, the Vols booked a 24-4 rebounding edge and parlayed those opportunities to a 10-3 advantage in second-chance scoring.

With stellar play by Tennessee junior Jarnell Stokes, Tennessee's lead swelled to 19 at the start of the second half. White Jr. attempted to spur a Mercer comeback with nine-straight Mercer points to cut the margin to 12 with 14:52 to play.

The Vols got the lead back to 17 with 14:04 to play, and from there the Bears battled to the bitter end but could not close the gap tighter than 11 before the final whistle.

Mercer's 27th win of the year came in the NCAA second round against No. 3 seeded Duke Blue Devils, who entered the matchup ranked No. 6 in the USA Today/AP Top-25. The landmark victory came in the team's first NCAA appearance in 29 years and saw the squad equal the 2011-12 edition of the Bears for the school record win total.

**Official Basketball Box Score -- Game Totals -- Final Statistics**  
**Mercer vs Tennessee**  
**3/23/14 6:10 p.m. at Raleigh, N.C. (PNC Arena)**

**Mercer 63 • 27-9**

| ##            | Player             | Total | 3-Ptr  |        | Rebounds | PF | TP | A  | TO | Blk | Stl | Min |        |     |     |
|---------------|--------------------|-------|--------|--------|----------|----|----|----|----|-----|-----|-----|--------|-----|-----|
|               |                    |       | FG-FGA | FG-FGA |          |    |    |    |    |     |     |     | FT-FTA | Off | Def |
| 05            | THOMAS, Bud        | f     | 2-4    | 2-4    | 0-0      | 0  | 1  | 1  | 2  | 6   | 2   | 0   | 0      | 0   | 21  |
| 20            | GOLLON, Jakob      | f     | 2-5    | 1-1    | 2-2      | 1  | 1  | 2  | 5  | 7   | 1   | 2   | 1      | 1   | 28  |
| 52            | COURSEY, Daniel    | f     | 5-11   | 0-0    | 0-0      | 1  | 2  | 3  | 1  | 10  | 1   | 1   | 3      | 0   | 29  |
| 15            | WHITE, Anthony Jr. | g     | 5-8    | 1-3    | 0-0      | 0  | 1  | 1  | 1  | 11  | 0   | 0   | 0      | 1   | 30  |
| 21            | HALL, Langston     | g     | 6-14   | 3-9    | 0-1      | 0  | 1  | 1  | 1  | 15  | 6   | 1   | 0      | 0   | 37  |
| 01            | LEONARD, Phillip   | g     | 0-0    | 0-0    | 0-0      | 0  | 0  | 0  | 2  | 0   | 0   | 0   | 0      | 0   | 1   |
| 03            | CANEVARI, Kevin    | g     | 0-0    | 0-0    | 0-0      | 1  | 0  | 1  | 1  | 0   | 0   | 0   | 0      | 0   | 3   |
| 10            | NWAMU, Ike         | g     | 3-6    | 1-3    | 5-6      | 1  | 3  | 4  | 12 | 0   | 0   | 0   | 0      | 0   | 25  |
| 14            | HALLICE, TJ        | g     | 0-1    | 0-0    | 0-0      | 0  | 1  | 1  | 2  | 0   | 1   | 0   | 0      | 1   | 8   |
| 22            | MOTEN, Darius      | g     | 0-3    | 0-2    | 0-0      | 2  | 0  | 2  | 2  | 0   | 0   | 0   | 0      | 0   | 13  |
| 34            | BRYAN, Jibri       | g     | 1-1    | 0-0    | 0-0      | 0  | 1  | 1  | 0  | 2   | 0   | 0   | 0      | 0   | 5   |
| <b>Team</b>   |                    |       |        |        |          | 1  | 1  | 2  |    |     | 2   |     |        |     |     |
| <b>Totals</b> |                    |       | 24-53  | 8-22   | 7-9      | 7  | 12 | 19 | 21 | 63  | 11  | 6   | 4      | 3   | 200 |

FG % 1st Half: 11-24 45.8% 2nd half: 13-29 44.8% Game: 24-53 45.3%  
3FG % 1st Half: 5-9 55.6% 2nd half: 3-13 23.1% Game: 8-22 36.4%  
FT % 1st Half: 0-0 0.0% 2nd half: 7-9 77.8% Game: 7-9 77.8%

**Tennessee 83 • 24-12**

| ##            | Player           | Total | 3-Ptr  |        | Rebounds | PF | TP | A  | TO | Blk | Stl | Min |        |     |     |
|---------------|------------------|-------|--------|--------|----------|----|----|----|----|-----|-----|-----|--------|-----|-----|
|               |                  |       | FG-FGA | FG-FGA |          |    |    |    |    |     |     |     | FT-FTA | Off | Def |
| 05            | STOKES, Jarnell  | f     | 6-14   | 0-0    | 5-5      | 8  | 10 | 18 | 1  | 17  | 5   | 2   | 0      | 0   | 38  |
| 34            | MAYMON, Jeronne  | f     | 1-2    | 0-0    | 4-4      | 2  | 6  | 8  | 3  | 6   | 3   | 1   | 0      | 0   | 34  |
| 01            | RICHARDSON, Josh | g     | 9-13   | 2-6    | 6-9      | 0  | 1  | 1  | 2  | 26  | 3   | 3   | 0      | 0   | 37  |
| 02            | BARTON, Antonio  | g     | 6-12   | 4-9    | 2-2      | 2  | 2  | 4  | 1  | 18  | 1   | 0   | 0      | 2   | 33  |
| 52            | MCRAE, Jordan    | g     | 4-12   | 0-6    | 6-6      | 2  | 1  | 3  | 4  | 14  | 1   | 1   | 0      | 0   | 31  |
| 04            | MOORE, Armani    | g     | 0-1    | 0-1    | 0-0      | 0  | 0  | 0  | 2  | 0   | 0   | 0   | 0      | 0   | 11  |
| 10            | NDIAYE, Rawane   | g     | 1-1    | 0-0    | 0-0      | 0  | 0  | 0  | 0  | 2   | 0   | 0   | 0      | 0   | 1   |
| 15            | THOMPSON, Darius | g     | 0-0    | 0-0    | 0-0      | 2  | 1  | 3  | 0  | 0   | 1   | 0   | 0      | 0   | 7   |
| 21            | DAVIS, A.J.      | g     | 0-0    | 0-0    | 0-0      | 0  | 1  | 1  | 0  | 0   | 1   | 0   | 0      | 0   | 1   |
| 23            | REESE, Derek     | g     | 0-0    | 0-0    | 0-0      | 0  | 1  | 1  | 1  | 0   | 0   | 0   | 0      | 0   | 7   |
| <b>Team</b>   |                  |       |        |        |          | 2  | 0  | 2  |    |     |     |     |        |     |     |
| <b>Totals</b> |                  |       | 27-55  | 6-22   | 23-26    | 18 | 23 | 41 | 14 | 83  | 15  | 7   | 0      | 2   | 200 |

FG % 1st Half: 15-30 50.0% 2nd half: 12-25 48.0% Game: 27-55 49.1%  
3FG % 1st Half: 3-11 27.3% 2nd half: 3-11 27.3% Game: 6-22 27.3%  
FT % 1st Half: 9-10 90.0% 2nd half: 14-16 87.5% Game: 23-26 88.5%

Officials: John Higgins, Verne Harris, Dwayne Gladden  
Technical fouls: Mercer-None. Tennessee-None.  
Attendance:  
Fouled out: Mercer: #20 Gollon, J. at 1:56 in 2nd half

| Score by periods | 1st | 2nd | Total |
|------------------|-----|-----|-------|
| Mercer           | 27  | 36  | 63    |
| Tennessee        | 42  | 41  | 83    |

| Points | In Paint | Off T/O | 2nd Chance | Fast Break | Bench |
|--------|----------|---------|------------|------------|-------|
| MERC   | 24       | 13      | 10         | 5          | 14    |
| TENN   | 36       | 10      | 16         | 13         | 2     |

Last FG - MER 2nd-01:27, TENN 2nd-00:20.  
Largest lead - MER None, TENN by 20 2nd-00:20.

Score tied - 2 times.  
Lead changed - 0 times.



# 2014-15 RECORD BOOK

## CHAMPIONSHIP HISTORY



1921-22  
SIAA Champions

Basketball has a long-standing legacy at Mercer University. The first edition of Mercer cagers hit the hardwood over 100 years ago in 1906-07 and tipped off what would be a successful history of championship teams.

The Mercer men's basketball program has won in each conference that it has been a member of, dating back to the 1920s when the school was a member of the forerunner of the SEC, the Southern Intercollegiate Athletic Association (SIAA).

The Bears claimed back-to-back-to-back SIAA championships in 1922, 1923 and 1924. Mercer posted an overall record of 17-7 in 1921-22 and closed out the campaign by winning five of its last six contests to capture the SIAA title. The Bears defeated Centre, Kentucky, Chattanooga and Georgia Tech en route to taking the crown. North Carolina defeated Mercer, 40-26, in the NIT tournament. The following season the Bears were 16-10 and captured the 1924 title with a 22-6 record. Mercer topped Millsaps, Louisiana College, Mississippi College and Centre in the 1924 SIAA Tournament, claiming its third consecutive conference title.

In 1948, Mercer joined the Dixie Conference as one of nine charter members. The basketball program faced the likes of Florida State, Howard, Lambuth, Millsaps, Mississippi College, Oglethorpe, Stetson and Tampa during its stint in the conference. Mercer claimed its lone Dixie Conference championship in 1951 with a 16-9 overall record. Mercer would remain competitive throughout the next three decades but would wait three decades to experience championship success as a member of the Atlantic Sun.


The 1980-81 squad was led by Atlantic Sun "Player of the Year," Benton Wade. The Bears finished the regular season third in the conference and were facing an uphill battle in the A-Sun tournament, held in Shreveport, La. Mercer proved to be up to the challenge downing Arkansas-Little Rock, Louisiana-Monroe and Houston Baptist in the championship game to capture the conference title and the school's first ever berth in the NCAA tournament. Mercer faced the Southwest Conference's Arkansas Razorbacks in the first round of the "Big Dance." Despite a courageous effort by the lower-seeded Bears, the Razorbacks prevailed, 73-67.



1923-24  
SIAA Champions



1950-51  
Dixie Conference Champions



2002-03  
A-Sun Regular Season  
Co-Champions

In 2003, the Bears were back on top of the Atlantic Sun thanks to a phenomenal turnaround season orchestrated by head coach Mark Slonaker. The 2002-03 Bears posted a 23-6 record after finishing 6-23 the year before. The 17-game turnaround in one season was the largest in NCAA Division I history. Also, for the first time in the school's 24-year affiliation with the A-Sun, it was the first regular season basketball title that Mercer had ever won. After going 5-2 in the first seven conference games of the season, the Bears rattled off 11 consecutive wins to close the regular season. The strong finish gave Mercer a number one seed in the conference tournament, but the Bears lost a heart-breaker to UCF in the conference tournament semifinals to end the season. For the first time in school history, Mercer was ranked in the mid-major Top 25. Head coach Mark Slonaker was honored with the Jim Phelan Award as the national "Coach of the Year" and was also named the Atlantic Sun "Coach of the Year."

In 2012, head coach Bob Hoffman added his name to the list of Mercer coaches with to lead the Orange and Black to a championship. Mercer smashed a multitude of program records on its way to a 21-10 record during the 2011-12 regular season and the No. 2 seed the A-Sun tournament. Despite suffering a heartbreaking 62-58 defeat to Florida Gulf Coast in the semifinals, the Bears rallied to win five-straight games in the Collegelnsider.com Tournament. Mercer's historic postseason run was punctuated by the team's championship victory at Utah State, where the Bears downed an Aggie team that had won 100 of its previous 106 games at the renown Dee Glen Smith Spectrum by a 70-67 margin. Mercer's CIT Championship established the first postseason title in the history of the Atlantic Sun Conference, while etching the team's 27-11 overall record in atop the program's charts as the most successful campaign in history.



2011-12  
CIT Tournament Champions

One year later, Hoffman brought Mercer back to championship glory as the team ripped off a 14-4 Atlantic Sun record and captured the program's first outright claim to the A-Sun Regular Season Championship. The Bears solidified the title in the final conference game of the year, downing Stetson in DeLand by a 77-65 margin. The team would go on to fall to eventual NCAA Sweet-16 participant Florida Gulf Coast on the A-Sun Final, and advanced to the National Invitation Tournament Round of 16 by virtue of a road win at Tennessee.



2012-13  
A-Sun Regular Season  
Champions

## CHAMPIONSHIP HISTORY (cont.)

In 2013-14, Hoffman guided Mercer to the most successful season in program history, capturing the 2014 Atlantic Sun regular season co-championship, the Atlantic Sun tournament championship and a stunning NCAA second round upset over No. 6 Duke. The victory over Duke was the school's first NCAA Tournament win and left the squad just one win short of reaching the Sweet 16. The Bears finished the year 27-9, establishing the best winning percentage in more than 100 years of Mercer basketball.



## NCAA HISTORY

Mercer has had three of its men's basketball teams participate in the NCAA Division I national tournament:



**1980-81**

March, 1981 - Austin Regional  
1st round: Arkansas 73, Mercer 67



**1984-85**

March 15, 1985 - Atlanta Regional  
1st round: Georgia Tech 65, Mercer 58




**2013-14**

March 21-23, 2014 - Raleigh Regional  
2nd round: Mercer 78, No. 6 Duke 71  
3rd round: Tennessee 83, Mercer 63

## NABC SILVER ANNIVERSARY

Two former Mercer basketball players have been named to the National Association of Basketball Coaches Hilyard Silver Anniversary All-America team. The award is presented to former student-athletes on the 25th anniversary of their senior year who have distinguished themselves in their chosen career.



Dr. Donald Baxter, Mercer class of 1965, was selected to the 1990 NABC Silver Anniversary All-America team as well as the being named to the NCAA Hilyard Silver Anniversary team. Baxter, who resides in Houston, Texas, is one of the leading orthopedic foot and ankle specialists in the country. Baxter joined Ricky Barry (Miami), Dick Van Arsdale (Indiana), Fred Haskel (Davidson) and Toby Kendall (UConn).

Dr. David Jones, Mercer class of 1974, was chosen to the the 1999 team that was honored at the Final Four in St. Petersburg. Jones, who lives in Atlanta, is considered one of America's leading pediatric cardiologists. Jones was honored along with Bill Walton (UCLA), Len Elmore (Maryland), Jamaal Wilkes (UCLA) and Lon Kruger (Kansas State).



## CURRENT PRO BEARS




**Anthony White Jr.**  
(2012-14)

Anthony White Jr. was named to the A-Sun All-Tournament team after helping Mercer win the 2014 A-Sun title. White Jr. spent the summer of 2014 playing with the Geelong Supercats in Australia.



**Daniel Coursey**  
(2010-14)

Mercer's all-time leader in career blocks was named A-Sun Defensive Player of the Year in his final season at Mercer. He was drafted by the Erie Bayhawks of the NBA D-League.



**Langston Hall**  
(2010-14)

Langston Hall holds Mercer's all-time career record for assists, steals and 3's made. After playing in the NBA Summer League, Hall signed with Giorgio Tesi PT in Italy.



**Travis Smith**  
(2011-13)

Travis Smith earned All-Conference second team honors in 2013 with Mercer, and now plays professionally in Germany with Stahnsdorf.



**Justin Cecil**  
(2010-12)

After leading Mercer to the 2012 CIT Championship, Justin Cecil landed in Australia with the Lakeside Lightning. He led the team to the 2013 SBL Championship and is now with Bashkimi in Kosovo.




**Brian Mills**  
(2007-11)

A stellar senior season propelled Mills into the spotlight and earned him a contract in Portugal with Lusitania. Currently, Mills is playing with St. Jarnan in Iceland.



**E.J. Kusnyer**  
(2008-10)

After ranking second in the nation for three-point field goals made (107) in 2009-10, Kusnyer was signed by Rotterdam Challengers in Holland. He currently plays for the Kilsyth Cobras in Australia.



**James Florence**  
(2006-10)


Mercer's all-time leading scorer was drafted into the third round of the NBA Developmental League draft by the Reno Bighorns. He is currently playing for the NY Phantoms.




**Calvin Henry**  
(2006-09)

After graduating in 2010, Henry has played overseas professional ball in three countries. He currently resides in Australia, where he plays for the Mildura Heat.

## PRO BEARS HIGHLIGHT: WESLEY DUKE



Former Bear Wesley Duke (1999-05), was one of the program's most athletically gifted individuals ever, making him a dangerous "weapon" on the court. His four-year career saw him collect 1,141 points, ranking 21st on Mercer's all-time scoring chart. Duke has two noteworthy achievements about his post-MU basketball career. First, he is the only Mercer player to ever win the annual Slam Dunk Contest (left). After he was done playing hoops, his physical skills attracted the attention of NFL scouts and he was signed by the Denver Broncos (right) and eventually advanced to the team's active roster as a tight end.



# FORMER PRO BEARS



**Daniel Emerson**  
(2008-10)

After earning recognition as the state of Georgia's college Player of the Year, Emerson signed a contract to play for Optima Gent in Belgium in 2010-11.



**Sidiki Straub**  
(2008-09)

Played 2010 with Riet-Wedel in Germany.



**Hrvoje Pervan**  
(2005-07)

Pervan played with Germany's Wuerzburg Baskets and the Leopards of the British professional league.



**Andrew Brown**  
(2003-06)

Played professionally in 2008 with Osnabruek in Germany.



**Wesley Duke**  
(1999-05)

Signed as a free agent with the NFL's Denver Broncos in 2005 and was promoted to the active roster before suffering a career-ending knee injury.



**Andrew Walker**  
(2000-05)

Played the 2007 season with the Las Vegas Aces of the American Basketball Association.



**Scott Emerson**  
(1999-04)

After graduating as Mercer's third all-time leading scorer, played five seasons in Europe with the Limoges (France Pro B) and Team Euphony Bree (Belgium D-1)




**Clarence Baker**  
(2001-03)

Played the 2005 season with the New Jersey Flyers of the USBL.



**Justin Howard**  
(1999-03)

Played professionally for six different teams in Finland, Spain, Mexico and Germany. Spent last season as a member of BG Karlsruhe in Germany's ProA league.




**Rodney Kirtz**  
(1997-01)

Played professional basketball in the US for four different leagues, finishing with Baseline of the Southeastern Basketball League.



**Isaac Stallworth**  
(1997-99)

Played professionally in both Sweden and the US. Spent his last pro season as a member of the ABA's Georgia Knights.



**Reggie Elliott**  
(1994-96)

Traveled to Romania, Bulgaria, Colombia and Spain as a professional. Spent his last season with Pitesti of Romania Division A.




**Scott Farley**  
(1991-93, 94-96)

Played the 1997 season with Vive Menorca in Spain.



**Ledon Green**  
(1992-96)

Played professionally in Hungary until the 2006 season, in which he competed for Kaposvari in the A Division.



**Oscar More**  
(1988-90)

Played in the CBL with the Tri-City Schinook.



**Scott Bailey**  
(1986-90)

Played in the Global Basketball League's Saginaw, Mich., franchise.




**Dwayne Taylor**  
(1987-89)

Played 1997 with Alba-Comp.



**Earl Walker**  
(1983-85)

Scored 597 points during the 1984-85 season and was drafted by the Seattle Supersonics and played in the CBA with the Sioux City Skyforce.



**Sam Mitchell**  
(1981-85)

Graduated as Mercer's all-time leading scorer, played 13 NBA seasons. Head coach of the Toronto Raptors and was named 2007 NBA Coach of the Year.



**Tony Gattis**  
(1979-83)

Led the Bears in scoring for three consecutive seasons and was drafted by the Seattle Supersonics.




**Jerry Thruston**  
(1974-77)

Scored 1,099 points in just three seasons with the Bears and ranked 24th all-time. He was drafted by the Golden State Warriors.



**Andre Brown**  
(1973-76)

Led the Bears in field goal accuracy for two consecutive seasons and was drafted by the Boston Celtics.



**Billy Smith**  
(1970-74)

Ranked ninth on the all-time scoring list when he finished his Mercer career and was drafted by the New York Knicks.



**Leonard Hardin**  
(1970-74)

His 683 career field goals, which ranked fourth all-time when he graduated, was drafted by the ABA's Kentucky Colonels.

## MERCER LEGEND: SAM MITCHELL



Sam Mitchell starred for the Mercer University program from 1981-85. Arguably, the greatest player in the history of Bears' basketball, he is second on the school's career scoring list (finishing his collegiate career with 1,986 points) and was the 1985 Atlantic Sun Conference "Player of the Year."

He led Mercer to the 1985 A-Sun championship and a berth in NCAA tournament against nationally-ranked Georgia Tech. When he left Mercer, Mitchell was the Bears' leader in the following categories: scoring (career & season), field goals made (career & season), most free throws made (season), and free throws attempted (season) and still holds all but the career scoring mark to this day.

At the 1985 Portsmouth Invitational Tournament pre-draft camp, he was tabbed the most valuable player. Mitchell was drafted in the third round (54 overall) by the Houston Rockets in the 1985 NBA Draft. He began his NBA career in 1989 as a free agent with the expansion Minnesota Timberwolves, but before entering the NBA, he paid his dues. Mitchell played three years in the Continental Basketball Association where he helped the Rapid City (S.D.) Thrillers to a championship and also in France's top professional league for two seasons (1987-89).


In 1989, he signed his first NBA contract on the back of Billy McKinney, Minnesota's player personnel director, prior to a summer league game in San Antonio. He played three seasons in Minnesota before being acquired by the Indiana Pacers in September 1992. He returned to the Timberwolves as a free agent in 1995 where he played an instrumental role in the on-and off-court development of 18-year-old rookie Kevin Garnett, who became the first player in 20 years to be drafted directly out of high school.

Mitchell split his playing career between the Minnesota Timberwolves and Indiana Pacers. He appeared in 994 regular season games and 59 postseason contests, missing just 40 games to injury or illness throughout his career. He posted averages of 8.7 points, 3.7 rebounds and 1.1 assists. He ranks second all-time in Timberwolves history behind only Kevin Garnett in games played with 757 and second with 7,161 points, 1,773 free throws made, 2,664 field goals made, 3,030 rebounds and 449 steals.

Following his playing career, Mitchell went into coaching as an assistant under George Karl for the Milwaukee Bucks, and Charlotte Bobcats before being named the sixth head coach of the Toronto Raptors in 2005 (serving in that capacity until 2008). Mitchell was the 2006-07 NBA "Coach of the Year" after leading Toronto to its first-ever Atlantic Division title and a franchise-record tying 47 wins.

In 2010, Mitchell returned to the NBA when he joined new N.J. Nets head coach Avery Johnson's staff as an assistant coach. Mitchell's addition to the Nets staff elicited the following from ESPN The Magazine's Chris Broussard, who wrote "The addition of Mitchell could also be a benefit in free agency, as Mitchell has a strong reputation among players. Mitchell coached Chris Bosh, one of this summer's most coveted free agents, in Toronto for more than four seasons, and Bosh has credited him for much of his development."


In 2010, Mitchell was inducted in the Georgia Sports Hall of Fame (located in the city of Macon). Mitchell was born September 2, 1963. He and his wife, Anita, have four children: Morgann and Maya, and twins Rhagan and Rhana. He has been active in numerous charitable efforts through the years, particularly with the Special Olympics.





**Mitchell's NBA Career High Games**

|                                    |                                |
|------------------------------------|--------------------------------|
| Points:                            | 37 vs. Philadelphia (2/03/91)  |
| Field Goals Made:                  | 14 vs. Philadelphia (2/03/91)  |
| Field Goals Attempted:             | 24 vs. Seattle (11/12/89)      |
| Three Point Field Goals Made:      | 2, (2x)                        |
| Three Point Field Goals Attempted: | 4, (2x)                        |
| Free throws Made:                  | 13, (2x)                       |
| Free throws Attempted:             | 15 vs. Milwaukee (2/01/98)     |
| Offensive Rebounds:                | 8 vs. Houston (12/10/96)       |
| Defensive Rebounds:                | 12 vs. Golden State (12/27/91) |
| Total Rebounds:                    | 17 vs. Golden State (12/27/91) |
| Assists:                           | 7, (2x)                        |
| Steals:                            | 6 vs. San Antonio (11/15/89)   |
| Blocks:                            | 5 at Orlando (1/09/91)         |



**Mitchell Career Highlights**

February 15, 2000

Scored his 8,000th career point against the Denver Nuggets.

March 9, 2001

Played his 900th career game against Miami Heat.

Has appeared in 56 career NBA Playoff games, averaging 4.6 ppg and 2.3 rpg in 14.6 mpg

December 23, 1995

Recorded his 200th career blocked shot against the Dallas Mavericks.



January 1, 2001

Handed out his 1,000th career assist vs. Houston Rockets

February 3, 1991

Scored a career-high 37 points against the Philadelphia 76ers and averaged a career-best 14.6 ppg in 1990-91

Averaged 17.0 ppg and 6.4 rpg in 55 career CBA games



## RETIRED NUMBERS



**Scott Emerson**  
(1999-04)

# #4

1,753 Career Points

- .522 field goal percentage
- 930 career rebounds
- 95 career blocked shots
- 37% career three-point field goal shooting
- Led Mercer scoring, rebounds and blocks as a freshman
- Led Mercer in rebounding in sophomore and junior seasons
- All-A-Sun first team in 2000-01 and 2002-03

- All-A-Sun 2nd Team in 1999-2000
- Five A-Sun "Player of the Week" awards
- 2000 A-Sun All-Tournament Team
- Twice a Collegeinsider.com Pre-Season All-American
- Played five professional seasons in Europe




**Tommy Mixon**  
(1951-55)

# #7

1,801 Career Points

- Scored a school-record 47 points vs. Millsaps (2/19/55)
- Hit a school-record 21 free throws vs. Millsaps (2/19/55)
- Averaged a school-record 2 5.7 points in 1954-55
- Captain of the 1955 Mercer basketball and baseball teams
- Named Mercer's Most Outstanding Male Athlete for 1955

- Drafted in the 7th round by the Ft. Wayne Pistons in 1955
- Signed with world champion Brooklyn Dodgers in 1955
- Member of the Mercer Athletic Hall of Fame
- Member of the Georgia Sports Hall of Fame
- Member of the Macon Sports Hall of Fame
- Los Angeles Dodgers Scouting Supervisor, 1974-2000




**Glenn Wilkes**  
(1946-50)

# #13

1,738 Career Points

- Made a school-record 470 career free throws
- Averaged 24.2 points per game in 1949-50
- Named Team Captain in 1950
- Named Mercer's Most Outstanding Male Athlete in 1948
- Drafted by the NBA Syracuse Nationals in 1950
- Stetson Head Basketball Coach from 1957 to 1993

- Holds Stetson all-time record wins with 552
- Member of the Mercer Athletic Hall of Fame
- Member of the Stetson Athletic Hall of Fame
- Member of the Florida Sports Hall of Fame
- Member of the Nike Athletic Hall of Fame



**Eric Chambers**  
(1983-85)

# #24

In Memorium

Eric Chambers, a two-time letterwinner, passed away in 1985 and his number was retired during the 1985-86 season.


The following poem was written by teammate Pete Geter in 1985:

*God called you home at the twinkling of an eye  
there was no time to say goodbye.*

*A million times we have cried if loving you  
could have saved you, you never would have died.*

*Death is a heartache that no one can heal,  
Memories are something that no one can steal*

*Others may forget that your are gone,  
But we will remember no matter how long*



**Sam Mitchell**  
(1981-85)

# #42

1,986 Career Points

- Graduated as Mercer's all-time leading scorer
- Averaged 21.0 and 25.0 points per game in final two seasons
- Career scoring average of 17.0 per game
- 1985 A-Sun Player of the Year
- Member of the Mercer Athletic Hall of Fame
- 13-year NBA veteran
- 2007 NBA Coach of the Year

- Owns Mercer's single season scoring record (774 points in 1985)
- Hold Mercer records for field goals made in a season (294; 1985) and career (768; 1981-1985)
- Drafted in the third round (54th overall) of 1985 Draft by the Houston Rockets
- Inducted into Georgia Sports Hall of Fame in 2010

# MERCER RECORDS



James Florence (2006-10) hit this shot on Dec. 29, 2009 at Charlotte to become the Bears' all-time scoring leader

## 1,000-POINT CLUB: Mercer's All-Time Scoring Leaders

| No.  | Name               | YEARS   | G   | PTS PER YR           | POINTS | TOTAL AVG |
|------|--------------------|---------|-----|----------------------|--------|-----------|
| 1.   | James Florence     | 2006-10 | 119 | 539-531-666-550      | 2,286  | 19.2      |
| 2.   | Sam Mitchell       | 1982-85 | 112 | 192-461-559-774      | 1,986  | 17.7      |
| 3.   | Tommy Mixon        | 1952-55 | 105 | 269-395-571-566      | 1,801  | 17.2      |
| 4.   | Scott Emerson      | 2000-04 | 113 | 501-459-95-423-275   | 1,753  | 15.5      |
| 5.   | Glenn Wilkes       | 1947-50 | 95  | 228-390-487-633      | 1,738  | 18.3      |
| 6.   | Jud Roberts        | 1966-69 | 93  | 280-357-485-577      | 1,699  | 18.3      |
| 7.   | Tony Gattis        | 1980-83 | 110 | 206-469-389-551      | 1,615  | 14.7      |
| 8.   | Langston Hall      | 2010-14 | 138 | 269-434-350-526      | 1,579  | 11.4      |
| 9.   | Leonard Hardin     | 1971-74 | 93  | 373-374-370-438      | 1,555  | 16.7      |
| 10.  | Kenny Brown        | 1991-93 | 82  | 317-515-575          | 1,407  | 17.2      |
| 11.  | Billy Smith        | 1971-74 | 94  | 200-413-327-420      | 1,360  | 14.5      |
| 12.  | Stewart Reese      | 1976-79 | 94  | 88-362-427-471       | 1,348  | 14.3      |
| 13.  | Woodrow Richardson | 1955-58 | 87  | 170-396-381-319      | 1,266  | 14.6      |
| 14.  | Aleem Muhammad     | 1999-03 | 116 | 156-158-498-449      | 1,261  | 10.9      |
| 15.  | Richard Reid       | 1951-54 | 109 | 149-381-373-343      | 1,246  | 11.4      |
| 16.  | Bruce Gordy        | 1969-72 | 98  | 345-369-220-293      | 1,227  | 12.5      |
| 17.  | Pete Geter         | 1984-87 | 115 | 179-140-409-478      | 1,206  | 10.5      |
| 18.  | Scott Bailey       | 1987-90 | 106 | 56-144-458-539       | 1,197  | 11.3      |
| 19.  | Robert Belloir     | 1967-69 | 68  | 310-352-493          | 1,155  | 17.0      |
| 20.  | Jakob Gollon       | 2008-14 | 154 | 3-10-138-398-311-293 | 1,153  | 7.5       |
| 21.  | Wesley Duke        | 2000-05 | 116 | 9-225-270-315-322    | 1,141  | 9.8       |
| 22.  | Brian Mills        | 2008-11 | 128 | 136-208-258-536      | 1,138  | 8.9       |
| T23. | Ledon Green        | 1993-96 | 105 | 87-239-251-545       | 1,122  | 10.7      |
| T23. | Jack Scott         | 1970-73 | 84  | 234-327-382-179      | 1,122  | 13.4      |
| 25.  | Chris Moore        | 1984-87 | 105 | 49-121-454-496       | 1,120  | 10.7      |
| 26.  | Kenny Daugherty    | 1977-80 | 105 | 178-257-338-345      | 1,118  | 10.6      |
| 27.  | Shaddean Aaron     | 2005-08 | 105 | 41-133-460-481       | 1,115  | 11.5      |
| 28.  | Jerry Thruston     | 1975-77 | 76  | 338-356-405          | 1,099  | 14.5      |
| 29.  | Bob Reeves         | 1962-66 | 82  | 64-248-466-319       | 1,097  | 13.4      |
| 30.  | Tony Bolds         | 1982-84 | 83  | 267-291-527          | 1,085  | 13.1      |
| 31.  | Steve Moody        | 1964-67 | 92  | 274-179-311-300      | 1,064  | 11.6      |
| 32.  | Bud Thomas         | 2010-14 | 143 | 139-326-275-319      | 1,059  | 7.4       |
| 33.  | Will Emerson       | 2002-06 | 114 | 122-164-437-327      | 1,050  | 9.2       |
| T34. | Jim Hearn          | 1962-64 | 72  | 249-325-460          | 1,034  | 14.4      |
| T34. | Reggie Elliott     | 1994-96 | 56  | 378-656              | 1,034  | 18.5      |
| 36.  | Rodney Kirtz       | 1998-01 | 108 | 108-131-300-486      | 1,025  | 9.5       |
| 37.  | Donnie Veal        | 1958-61 | 84  | 35-177-416-395       | 1,023  | 12.2      |
| 38.  | Dartez Talbott     | 1979-81 | 82  | 238-411-365          | 1,014  | 12.4      |

## SCORING

### Points Per Game Career

| No. | Name           | Avg. (GP)        | Years   |
|-----|----------------|------------------|---------|
| 1.  | Tommy Mixon    | 22.5 (105 games) | 1951-55 |
| T2. | Teko Wynder    | 20.5 (24 games)  | 1974-75 |
| T2. | Norman Carter  | 20.5 (40 games)  | 1957-59 |
| 4.  | James Florence | 19.2 (119 games) | 2006-10 |
| 5.  | Glenn Wilkes   | 18.3 (95 games)  | 1946-50 |
| 6.  | Jud Roberts    | 18.3 (93 games)  | 1965-69 |
| 7.  | Reggie Elliott | 18.1 (56 games)  | 1994-96 |
| 8.  | Sam Mitchell   | 17.7 (112 games) | 1981-85 |
| 9.  | Kenny Brown    | 17.2 (82 games)  | 1990-93 |
| 10. | Robert Belloir | 17.0 (68 games)  | 1966-69 |

### Points Scored Season

| No. | Name           | Points | Year    |
|-----|----------------|--------|---------|
| 1.  | Sam Mitchell   | 774    | 1984-85 |
| 2.  | James Florence | 666    | 2008-09 |
| 3.  | Reggie Elliott | 656    | 1995-96 |
| 4.  | Earl Walker    | 597    | 1984-85 |
| 5.  | Jud Roberts    | 577    | 1968-69 |
| 6.  | Kenny Brown    | 575    | 1992-93 |
| 7.  | Tommy Mixon    | 566    | 1954-55 |
| 8.  | Chance Solomon | 560    | 1994-95 |
| 9.  | Sam Mitchell   | 559    | 1983-84 |
| 10. | Shaun Thompson | 556    | 1991-92 |

### Points Per Game Season

| No. | Name           | PPG  | Year    |
|-----|----------------|------|---------|
| 1.  | Tommy Mixon    | 25.7 | 1954-55 |
| 2.  | Sam Mitchell   | 25.0 | 1984-85 |
| 3.  | Glenn Wilkes   | 24.2 | 1949-50 |
| 4.  | Reggie Elliott | 22.6 | 1995-96 |
| 5.  | Jud Roberts    | 22.2 | 1968-69 |
| 6.  | Kenny Brown    | 22.1 | 1992-93 |
| 7.  | Sam Mitchell   | 21.5 | 1983-84 |
| 8.  | Cary Moore     | 21.3 | 1955-56 |
| 9.  | Glenn Wilkes   | 21.2 | 1948-49 |
| 10. | Jud Roberts    | 21.1 | 1967-68 |

### Scoring Average: Team Single Season

|      |                 |         |
|------|-----------------|---------|
| 1.   | 88.9 (21 games) | 1972-73 |
| 2.   | 86.9 (24 games) | 1973-74 |
| 3.   | 85.5 (26 games) | 1971-72 |
| 4.   | 83.6 (27 games) | 1978-79 |
| 5.   | 82.5 (22 games) | 1955-56 |
| 6.   | 80.9 (26 games) | 1974-75 |
| 7.   | 80.8 (24 games) | 1964-65 |
| 8.   | 80.8 (26 games) | 1968-69 |
| 9.   | 80.1 (28 games) | 2004-05 |
| T10. | 79.4 (24 games) | 1956-57 |
| T10. | 79.4 (26 games) | 1949-50 |

### Scoring Total: Team Single Season

|     |                  |         |
|-----|------------------|---------|
| 1.  | 2,836 (36 games) | 2013-14 |
| 2.  | 2,589 (38 games) | 2011-12 |
| 3.  | 2,514 (33 games) | 2009-10 |
| 4.  | 2,417 (31 games) | 1984-85 |
| 5.  | 2,392 (32 games) | 2008-09 |
| 6.  | 2,371 (36 games) | 2012-13 |
| 7.  | 2,285 (30 games) | 2007-08 |
| 8.  | 2,271 (29 games) | 2002-03 |
| 9.  | 2,262 (29 games) | 1994-95 |
| 10. | 2,259 (33 games) | 1999-00 |

# MERCER RECORDS

## Year-By-Year Leaders: Points Scored

| Year    | Player            | Pts | Avg  |
|---------|-------------------|-----|------|
| 1946-47 | Tom Dykes         | 385 | 15.4 |
| 1947-48 | Glenn Wilkes      | 390 | 18.6 |
| 1948-49 | Glenn Wilkes      | 487 | 21.2 |
| 1949-50 | Glenn Wilkes      | 633 | 24.3 |
| 1950-51 | Lamar Clements    | 528 | 21.1 |
| 1951-52 | Richard Reid      | 381 | 13.1 |
| 1952-53 | Tommy Mixon       | 395 | 14.6 |
| 1953-54 | Tommy Mixon       | 571 | 21.1 |
| 1954-55 | Tommy Mixon       | 566 | 25.7 |
| 1955-56 | Cary Moore        | 468 | 21.3 |
| 1956-57 | Robert Graham     | 461 | 19.2 |
| 1957-58 | Norman Carter     | 368 | 19.4 |
| 1958-59 | Norman Carter     | 450 | 21.4 |
| 1959-60 | Donnie Veal       | 416 | 18.1 |
| 1960-61 | Donnie Veal       | 395 | 17.2 |
| 1961-62 | Joe Dulick        | 372 | 15.5 |
| 1962-63 | Jim Hearn         | 325 | 13.5 |
| 1963-64 | Jim Hearn         | 460 | 19.2 |
| 1964-65 | Bob Reeves        | 466 | 19.4 |
| 1965-66 | Bob Reeves        | 319 | 13.9 |
| 1966-67 | Jud Roberts       | 357 | 17.0 |
| 1967-68 | Jud Roberts       | 485 | 21.1 |
| 1968-69 | Jud Roberts       | 577 | 22.2 |
| 1969-70 | Bruce Gordy       | 369 | 15.4 |
| 1970-71 | Leonard Hardin    | 373 | 17.0 |
| 1971-72 | Billy Smith       | 413 | 15.9 |
| 1972-73 | Leonard Hardin    | 370 | 17.6 |
| 1973-74 | Leonard Hardin    | 438 | 18.3 |
| 1974-75 | Teko Wynder       | 491 | 20.5 |
| 1975-76 | Steve Hendrickson | 402 | 16.1 |
| 1976-77 | Jerry Thruston    | 405 | 16.2 |
| 1977-78 | Stewart Reese     | 427 | 15.8 |
| 1978-79 | Stewart Reese     | 471 | 17.4 |
| 1979-80 | Benton Wade       | 424 | 15.1 |
| 1980-81 | Tony Gattis       | 469 | 16.2 |
| 1981-82 | Tony Gattis       | 389 | 14.4 |
| 1982-83 | Tony Gattis       | 551 | 20.4 |
| 1983-84 | Sam Mitchell      | 559 | 21.5 |
| 1984-85 | Sam Mitchell      | 774 | 25.0 |
| 1985-86 | Chris Moore       | 454 | 16.2 |
| 1986-87 | Chris Moore       | 496 | 17.7 |
| 1987-88 | Ben Wilson        | 539 | 18.6 |
| 1988-89 | Scott Bailey      | 458 | 16.4 |
| 1989-90 | Scott Bailey      | 539 | 20.0 |
| 1990-91 | Mike Smith        | 379 | 14.0 |
| 1991-92 | Shaun Thompson    | 556 | 19.2 |
| 1992-93 | Kenny Brown       | 575 | 22.1 |
| 1993-94 | Will Tuttle       | 377 | 13.0 |
| 1994-95 | Chance Solomon    | 560 | 19.3 |
| 1995-96 | Reggie Elliott    | 636 | 21.9 |
| 1996-97 | Bruce Simms       | 395 | 15.2 |
| 1997-98 | Mark Johnson      | 344 | 13.2 |
| 1998-99 | Ernest Brown      | 315 | 12.6 |
| 1999-00 | Scott Emerson     | 501 | 15.2 |
| 2000-01 | Rodney Kirtz      | 486 | 17.4 |
| 2001-02 | Aleem Muhammad    | 498 | 17.2 |
| 2002-03 | Aleem Muhammad    | 449 | 15.5 |
| 2003-04 | Delmar Wilson     | 335 | 13.4 |
| 2004-05 | Will Emerson      | 437 | 15.6 |
| 2005-06 | Andrew Brown      | 435 | 15.5 |
| 2006-07 | James Florence    | 539 | 19.3 |
| 2007-08 | James Florence    | 531 | 19.0 |
| 2008-09 | James Florence    | 667 | 20.8 |
| 2009-10 | James Florence    | 550 | 17.7 |
| 2010-11 | Brian Mills       | 536 | 16.2 |
| 2011-12 | Langston Hall     | 434 | 11.4 |
| 2012-13 | Travis Smith      | 502 | 13.9 |
| 2013-14 | Langston Hall     | 511 | 14.6 |

## FIELD GOALS

### Team Single Game Records

| No. | Game | Year |
|-----|------|------|
|-----|------|------|

### Field Goals Made

|    |                     |         |
|----|---------------------|---------|
| 45 | vs. Texas-Arlington | 1978-79 |
|----|---------------------|---------|

### Field Goals Attempted

|    |                   |         |
|----|-------------------|---------|
| 91 | vs. Southern Miss | 1978-79 |
|----|-------------------|---------|

### Field Goal Percentage

|      |                      |         |
|------|----------------------|---------|
| .700 | vs. Southeastern La. | 1980-81 |
|------|----------------------|---------|

### Individual Single Game Records

| No. | Player | Game | Year |
|-----|--------|------|------|
|-----|--------|------|------|

### Field Goals Made

|    |             |                    |         |
|----|-------------|--------------------|---------|
| 16 | Tony Gattis | vs. Arkansas State | 1980-81 |
|----|-------------|--------------------|---------|

### Field Goals Attempted

|    |                |                 |         |
|----|----------------|-----------------|---------|
| 28 | James Florence | vs. USC Upstate | 2008-09 |
|----|----------------|-----------------|---------|

\*since joining the Atlantic Sun Conference

### Field Goals Made Season

|     |                |     |         |
|-----|----------------|-----|---------|
| 1.  | Sam Mitchell   | 294 | 1984-85 |
| 2.  | Earl Walker    | 256 | 1984-85 |
| 3.  | Jud Roberts    | 248 | 1968-69 |
| 4.  | Glenn Wilkes   | 241 | 1949-50 |
| 5.  | Shaun Thompson | 238 | 1991-92 |
| T6. | Tony Gattis    | 229 | 1982-83 |
| T6. | James Florence | 229 | 2006-07 |
| 8.  | Reggie Elliot  | 226 | 1995-96 |
| 9.  | Tony Bolds     | 222 | 1983-84 |
| 10. | Sam Mitchell   | 219 | 1983-84 |

### Field Goals Attempted Season

|     |                |     |         |
|-----|----------------|-----|---------|
| 1.  | Lamar Clements | 577 | 1950-51 |
| 2.  | Sam Mitchell   | 570 | 1984-85 |
| 3.  | Reggie Elliot  | 555 | 1995-96 |
| 4.  | James Florence | 547 | 2008-09 |
| 5.  | Tommy Mixon    | 516 | 1954-55 |
| 6.  | James Florence | 507 | 2007-08 |
| 7.  | Glenn Wilkes   | 505 | 1949-50 |
| 8.  | Jud Roberts    | 497 | 1968-69 |
| 9.  | Shaun Thompson | 480 | 1991-92 |
| 10. | Teko Wynder    | 472 | 1974-75 |

### Field Goal Percentage Season (min. 100 made)

|     |                |      |         |
|-----|----------------|------|---------|
| 1.  | Daniel Coursey | .620 | 2011-12 |
| 2.  | Mel Randell    | .632 | 1984-85 |
| 3.  | Travis Johnson | .601 | 1981-82 |
| 4.  | Benton Wade    | .594 | 1980-81 |
| 5.  | Jeff Belmer    | .590 | 1994-95 |
| 6.  | Tony Gattis    | .583 | 1981-82 |
| 7.  | Benton Wade    | .580 | 1979-80 |
| 8.  | Tony Gattis    | .578 | 1980-81 |
| 9.  | Wesley Duke    | .573 | 1999-05 |
| 10. | Scott Bailey   | .572 | 1988-89 |

### Field Goals Made Career

|     |                |     |         |
|-----|----------------|-----|---------|
| 1.  | Sam Mitchell   | 768 | 1981-85 |
| 2.  | James Florence | 744 | 2006-10 |
| 3.  | Jud Roberts    | 694 | 1965-69 |
| 4.  | Glenn Wilkes   | 684 | 1946-50 |
| 5.  | Leonard Hardin | 683 | 1970-74 |
| 6.  | Tony Gattis    | 677 | 1979-83 |
| 7.  | Tommy Mixon    | 676 | 1951-55 |
| 8.  | Scott Emerson  | 663 | 1999-04 |
| 9.  | Stewart Reese  | 547 | 1975-79 |
| 10. | Billy Smith    | 503 | 1970-74 |

### Field Goals Attempted Career

|     |                |       |         |
|-----|----------------|-------|---------|
| 1.  | James Florence | 1,918 | 2006-10 |
| 2.  | Tommy Mixon    | 1,596 | 1951-55 |
| 3.  | Leonard Hardin | 1,520 | 1970-74 |
| 4.  | Sam Mitchell   | 1,500 | 1981-85 |
| 5.  | Glenn Wilkes   | 1,470 | 1946-50 |
| 6.  | Jud Roberts    | 1,423 | 1965-69 |
| 7.  | Scott Emerson  | 1,271 | 1999-04 |
| 8.  | Richard Reid   | 1,240 | 1950-54 |
| 9.  | Jack Scott     | 1,239 | 1969-73 |
| 10. | Tony Gattis    | 1,234 | 1979-83 |

### Field Goal Percentage Career (min. 350 made)

|     |                |      |         |
|-----|----------------|------|---------|
| 1.  | Daniel Coursey | .569 | 2010-14 |
| 2.  | Benton Wade    | .587 | 1979-81 |
| 3.  | Tony Gattis    | .549 | 1979-83 |
| 4.  | Tony Bolds     | .548 | 1981-84 |
| 5.  | Wesley Duke    | .543 | 1999-05 |
| 6.  | Jerry Thurston | .541 | 1974-77 |
| 7.  | Donnie Woods   | .532 | 1990-94 |
| T8. | Scott Bailey   | .522 | 1986-89 |
| T8. | Scott Emerson  | .522 | 1999-04 |
| 10. | Sam Mitchell   | .512 | 1981-85 |

### Field Goals Made – Team Season

|      |                |          |
|------|----------------|----------|
| 1.   | 982 (36 games) | 2013-14  |
| 2.   | 961 (31 games) | 1984-85  |
| 3.   | 911 (26 games) | 1971-72  |
| 4.   | 899 (38 games) | 2011-12  |
| 5.   | 894 (24 games) | 1973t-74 |
| 6.   | 881 (27 games) | 1978-79  |
| 7.   | 873 (30 games) | 1980-81  |
| 8.   | 871 (26 games) | 1974-75  |
| 9.   | 849 (26 games) | 1968-69  |
| T10. | 848 (28 games) | 1979-80  |
| T10. | 848 (29 games) | 1951-52  |



Benton Wade is the all-time FG percentage leader. He led the Bears in that category his junior and senior seasons.

# MERCER RECORDS

## Year-By-Year Leaders: Field Goal Pct.

| Year           | Player            | Pct         | FGM-FGA      |
|----------------|-------------------|-------------|--------------|
| 1954-55        | James Hughes      | .461        | 53-115       |
| 1955-56        | Cary Moore        | .534        | 164-307      |
| 1956-57        | Robert Graham     | .445        | 195-438      |
| 1957-58        | Norman Carter     | .465        | 155-333      |
| 1958-59        | Norman Carter     | .440        | 186-423      |
| 1959-60        | Donnie Veal       | .470        | 175-372      |
| 1960-61        | Joe Dulick        | .538        | 78-145       |
| 1961-62        | Ray Hardman       | .506        | 134-265      |
| 1962-63        | Butch Clifton     | .442        | 117-265      |
| 1963-64        | Jim Hearn         | .440        | 194-441      |
| 1964-65        | Jack Manton       | .516        | 114-221      |
| 1965-66        | Jack Manton       | .484        | 103-213      |
| 1966-67        | Tom Mitchell      | .479        | 104-217      |
| 1967-68        | Jud Roberts       | .509        | 194-381      |
| 1968-69        | Jud Roberts       | .499        | 248-497      |
| 1969-70        | Jim Graham        | .464        | 111-239      |
| 1970-71        | Monnie Brabham    | .554        | 82-148       |
| 1971-72        | Monnie Brabham    | .466        | 62-133       |
| 1972-73        | Mike Green        | .519        | 68-131       |
| 1973-74        | Andre Brown       | .521        | 111-213      |
| 1974-75        | Andre Brown       | .533        | 96-180       |
| 1975-76        | Jerry Thruston    | .573        | 160-279      |
| 1976-77        | Jerry Thruston    | .545        | 163-299      |
| 1977-78        | Joe Everette      | .522        | 131-251      |
| 1978-79        | Robert Miles      | .552        | 160-290      |
| 1979-80        | Benton Wade       | .580        | 166-286      |
| 1980-81        | Benton Wade       | .594        | 180-303      |
| 1981-82        | Travis Johnson    | .601        | 119-198      |
| 1982-83        | Tony Bolds        | .563        | 117-208      |
| 1983-84        | Tony Bolds        | .565        | 222-393      |
| 1984-85        | Melvin Randall    | .632        | 148-234      |
| 1985-86        | Chris Moore       | .503        | 179-356      |
| 1986-87        | Chris Moore       | .527        | 203-385      |
| 1987-88        | Scott Bailey      | .526        | 51-97        |
| 1988-89        | Scott Bailey      | .572        | 147-257      |
| 1989-90        | Scott Bailey      | .534        | 186-348      |
| 1990-91        | Mike Kennedy      | .474        | 55-116       |
| 1991-92        | Donny Woods       | .554        | 97-175       |
| 1992-93        | Donny Woods       | .613        | 84-137       |
| 1993-94        | Donny Woods       | .514        | 113-220      |
| 1994-95        | Jeff Belmer       | .590        | 118-200      |
| 1995-96        | Scott Farley      | .494        | 127-257      |
| 1996-97        | Mark Adamson      | .491        | 55-112       |
| 1997-98        | Mark Adamson      | .547        | 133-243      |
| 1998-99        | Terry Lawyer      | .557        | 68-122       |
| 1999-00        | Scott Emerson     | .522        | 194-372      |
| 2000-01        | Wesley Duke       | .494        | 79-160       |
| 2001-02        | Justin Howard     | .509        | 142-279      |
| 2002-03        | Wesley Duke       | .592        | 90-152       |
| 2003-04        | Bobby Hansen      | .549        | 56-102       |
| 2004-05        | Wesley Duke       | .573        | 106-185      |
| 2005-06        | Brian Pfohl       | .573        | 63-110       |
| 2006-07        | Brian Pfohl       | .574        | 74-129       |
| 2007-08        | Brian Pfohl       | .566        | 141-249      |
| 2008-09        | Calvin Henry      | .503        | 82-163       |
| 2009-10        | Brian Mills       | .587        | 98-167       |
| 2010-11        | Brandon Moore     | .482        | 93-193       |
| 2011-12        | Daniel Coursey    | .620        | 129-208      |
| <b>2012-13</b> | <b>TJ Hallice</b> | <b>.538</b> | <b>43-80</b> |
| 2013-14        | Monty Brown       | .679        | 55-81        |

## FIELD GOALS (continued)

### Field Goals Attempted - Team

|     |                 |         |
|-----|-----------------|---------|
| 1.  | 2123 (26 games) | 1971-72 |
| 2.  | 2059 (36 games) | 2013-14 |
| 3.  | 2007 (33 games) | 1999-00 |
| 4.  | 1968 (38 games) | 2011-12 |
| 5.  | 1941 (24 games) | 1973-74 |
| 6.  | 1912 (30 games) | 2007-08 |
| 7.  | 1894 (32 games) | 2008-09 |
| 8.  | 1893 (26 games) | 1974-75 |
| 9.  | 1891 (21 games) | 1972-73 |
| 10. | 1871 (27 games) | 1978-79 |

### Field Goal Percentage - Team Season

|     |                 |         |
|-----|-----------------|---------|
| 1.  | .635 (741-1167) | 1985-86 |
| 2.  | .524 (838-1598) | 1983-84 |
| 3.  | .522 (961-1842) | 1984-85 |
| 4.  | .504 (738-1463) | 1981-82 |
| 5.  | .501 (873-1742) | 1980-81 |
| 6.  | .500 (805-1610) | 1982-83 |
| 7.  | .499 (848-1700) | 1979-80 |
| 8.  | .496 (814-1642) | 1975-76 |
| 9.  | .483 (735-1523) | 1988-89 |
| 10. | .477 (982-2059) | 2013-14 |



Robert Belloir, who played four years for the Atlanta Braves, holds the eighth best season free throw percentage at .832 (1968-69).

## FREE THROWS

### Team Single Game Records

| No.                                       | Game              | Year    |
|---|-------------------|---------|
| <b>Free Throws Made</b>                   |                   |         |
| 38  | vs. Georgia State | 1978-79 |
| <b>Free Throws Attempted</b>              |                   |         |
| 51  | vs. Alcorn State  | 1983-84 |
| <b>Free Throw Percentage</b>              |                   |         |
| .950                                      | vs. Stetson       | 1981-82 |
| <b>Free Throws Made (both teams)</b>      |                   |         |
| 64  | at Valparaiso     | 2013-14 |
| <b>Free Throws Attempted (both teams)</b> |                   |         |
| 79  | at Kennesaw State | 2012-13 |

### Individual Single Game Records

| No.                     | Player    | Game         | Year    |
|-------------------------|-----------|--------------|---------|
| <b>Free Throws Made</b> |           |              |         |
| 21                      | Tom Mixon | vs. Millsaps | 1954-55 |

### Free Throws Made Season

|     |                |     |         |
|-----|----------------|-----|---------|
| 1.  | Sam Mitchell   | 186 | 1984-85 |
| 2.  | Tommy Mixon    | 176 | 1954-55 |
| 3.  | Scott Bailey   | 164 | 1988-89 |
| 4.  | Scott Bailey   | 161 | 1989-90 |
| 5.  | James Florence | 158 | 2006-07 |
| 6.  | Daniel Emerson | 155 | 2009-10 |
| 7.  | Reggie Elliot  | 150 | 1995-96 |
| T8. | Glenn Wilkes   | 148 | 1949-50 |
| T8. | Tommy Mixon    | 148 | 1953-54 |
| 10. | James Florence | 147 | 2009-10 |

### Free Throws Attempted Season

|     |                |     |         |
|-----|----------------|-----|---------|
| 1.  | Sam Mitchell   | 248 | 1984-85 |
| 2.  | Scott Bailey   | 218 | 1988-89 |
| 3.  | Cary Moore     | 214 | 1955-56 |
| 4.  | Tommy Mixon    | 214 | 1954-55 |
| 5.  | Scott Bailey   | 213 | 1989-90 |
| 6.  | James Florence | 212 | 2008-09 |
| 7.  | Daniel Emerson | 210 | 2009-10 |
| 8.  | James Florence | 203 | 2006-07 |
| 9.  | James Florence | 197 | 2009-10 |
| 10. | Reggie Elliot  | 188 | 1995-96 |

### Free Throw Percentage Season (min. 50 made)

|     |                 |      |         |
|-----|-----------------|------|---------|
| 1.  | Travis Smith    | .898 | 2012-13 |
| 2.  | Michael Ellis   | .863 | 2008-09 |
| 3.  | Langston Hall   | .850 | 2013-14 |
| 4.  | Langston Hall   | .848 | 2012-13 |
| 5.  | Morris Thompson | .844 | 1981-82 |
| 6.  | Dartez Talbott  | .840 | 1980-81 |
| 7.  | Mark Johnson    | .836 | 1997-98 |
| 8.  | Robert Belloir  | .832 | 1968-69 |
| 9.  | Chris Hill      | .824 | 1999-00 |
| 10. | Tommy Mixon     | .822 | 1954-55 |

### Free Throws Made Career

|     |                |     |         |
|-----|----------------|-----|---------|
| 1.  | James Florence | 556 | 2006-10 |
| 2.  | Glenn Wilkes   | 470 | 1946-50 |
| 3.  | Sam Mitchell   | 450 | 1981-85 |
| 4.  | Tommy Mixon    | 449 | 1951-55 |
| 5.  | Wesley Duke    | 382 | 1999-05 |
| 6.  | Scott Bailey   | 381 | 1986-89 |
| 7.  | Langston Hall  | 361 | 2010-14 |
| 8.  | Scott Emerson  | 349 | 1999-04 |
| 9.  | Kenny Brown    | 338 | 1990-93 |
| 10. | Jud Roberts    | 311 | 1965-69 |

### Free Throws Attempted Career

|     |                |     |         |
|-----|----------------|-----|---------|
| 1.  | James Florence | 768 | 2006-10 |
| 2.  | Glenn Wilkes   | 641 | 1946-50 |
| 3.  | Sam Mitchell   | 590 | 1981-85 |
| 4.  | Tommy Mixon    | 575 | 1951-55 |
| 5.  | Wesley Duke    | 550 | 1999-05 |
| 6.  | Scott Bailey   | 522 | 1986-89 |
| 7.  | Scott Emerson  | 492 | 1999-04 |
| 8.  | Kenny Brown    | 451 | 1990-93 |
| 9.  | Langston Hall  | 447 | 2010-14 |
| 10. | Bud Roberts    | 435 | 1965-69 |

### Free Throws Percentage Career (min. 175 made)

|    |               |      |         |
|----|---------------|------|---------|
| 1. | Jakob Gollon  | .809 | 2008-14 |
| 2. | Langston hall | .808 | 2010-14 |

# MERCER RECORDS

## FREE THROWS (continued)

|     |                 |      |         |
|-----|-----------------|------|---------|
| 3.  | Dartez Talbott  | .804 | 1978-81 |
| 4.  | Donnie Veal     | .787 | 1957-61 |
| 5.  | Tommy Mixon     | .781 | 1951-55 |
| 6.  | Kenny Daugherty | .777 | 1977-80 |
| 7.  | Sam Mitchell    | .763 | 1981-85 |
| 8.  | Chris Moore     | .761 | 1983-87 |
| 9.  | Reggie Elliot   | .758 | 1994-96 |
| 10. | Kenny Brown     | .749 | 1990-93 |

## Free Throws Made – Team Season

|     |                |         |
|-----|----------------|---------|
| 1.  | 608 (26 games) | 1949-50 |
| 2.  | 602 (28 games) | 1953-54 |
| 3.  | 582 (36 games) | 2013-14 |
| 4.  | 568 (33 games) | 2009-10 |
| 5.  | 557 (27 games) | 1952-53 |
| 6.  | 549 (25 games) | 1950-51 |
| 7.  | 532 (33 games) | 2010-11 |
| 8.  | 528 (32 games) | 2008-09 |
| 9.  | 527 (38 games) | 2011-12 |
| 10. | 506 (24 games) | 1956-57 |

## Free Throws Attempted – Team Season

|      |                 |         |
|------|-----------------|---------|
| 1.   | 1012 (26 games) | 1949-50 |
| 2.   | 906 (28 games)  | 1953-54 |
| 3.   | 866 (25 games)  | 1950-51 |
| 4.   | 835 (27 games)  | 1952-53 |
| 5.   | 808 (33 games)  | 2009-10 |
| 6.   | 791 (36 games)  | 2013-14 |
| 7.   | 778 (21 games)  | 1947-48 |
| 8.   | 760 (23 games)  | 1948-49 |
| 9.   | 747 (25 games)  | 1946-47 |
| T10. | 734 (32 games)  | 2008-09 |
| T10. | 734 (38 games)  | 2011-12 |

## Free Throw Percentage – Team Season

|      |                |         |
|------|----------------|---------|
| 1.   | .753 (492-653) | 2012-13 |
| 2.   | .736 (582-791) | 2013-14 |
| 3.   | .722 (402-557) | 1951-52 |
| 4.   | .719 (528-734) | 2008-09 |
| 5.   | .718 (527-734) | 2011-12 |
| 6.   | .717 (375-523) | 1963-64 |
| T7.  | .715 (495-692) | 1978-79 |
| T7.  | .715 (484-679) | 2006-07 |
| 9.   | .713 (318-446) | 1976-77 |
| T10. | .710 (493-694) | 1954-55 |
| T10. | .710 (304-428) | 1958-59 |



Dartez Talbott shot .840 from the charity stripe in Mercer's 1981 championship season.

## 3-POINT SHOOTING

### Team Single Game Records

| No.                                      | Game                 | Year    |
|--|----------------------|---------|
| <b>3-Pt. FG Made</b>                     |                      |         |
| 16                                       | at Northern Kentucky | 2013-14 |
| <b>3-Pt. FG Attempted</b>                |                      |         |
| 35                                       | vs. Belmont          | 2008-09 |
| <b>3-Pt. FG Percentage (min 10 made)</b> |                      |         |
| .667                                     | vs. Campbell         | 2005-06 |

### Individual Single Game Records

| No.                        | Player          | Game        | Year    |
|----------------------------|-----------------|-------------|---------|
| <b>3-Pt. FG Made</b>       |                 |             |         |
| 9                          | Bud Thomas      | at Lipscomb | 2013-14 |
| <b>3-Pt. FG Attempted</b>  |                 |             |         |
| 16                         | James Florence  | vs. Stetson | 2007-08 |
| <b>3-Pt. FG Percentage</b> |                 |             |         |
| .875                       | Jeff Smith, 7-8 | vs. Stetson | 2009-10 |

### 3-Point Field Goals Made Season

|      |                |     |         |
|------|----------------|-----|---------|
| 1.   | E.J. Kusnyer   | 107 | 2009-10 |
| 2.   | Reggie Titus   | 87  | 1988-89 |
| 3.   | Langston Hall  | 86  | 2013-14 |
| 4.   | E.J. Kusnyer   | 83  | 2008-09 |
| 5.   | Justin Cecil   | 82  | 2011-12 |
| 6.   | James Odoms    | 76  | 2004-05 |
| 7.   | Travis Smith   | 74  | 2012-13 |
| 8.   | Reggie Titus   | 71  | 1987-88 |
| 9.   | Langston Hall  | 69  | 2001-12 |
| T10. | James Florence | 67  | 2007-08 |
| T10. | Kenny Brown    | 67  | 1992-93 |

### 3-Point Field Goals Attempted Season

|     |                |     |         |
|-----|----------------|-----|---------|
| 1.  | E.J. Kusnyer   | 274 | 2009-10 |
| 2.  | James Florence | 242 | 2007-08 |
| T3. | James Florence | 226 | 2008-09 |
| T3. | Justin Cecil   | 226 | 2011-12 |
| 5.  | Langston Hall  | 220 | 2013-14 |
| 6.  | E.J. Kusnyer   | 213 | 2008-09 |
| T7. | James Odoms    | 212 | 2004-05 |
| T7. | Terry Young    | 212 | 1993-94 |
| 9.  | Mark Johnson   | 197 | 1997-98 |
| 10. | Reggie Titus   | 193 | 1988-89 |

### 3-Point Field Goal Percentage - Season

|     |                   |      |         |
|-----|-------------------|------|---------|
| 1.  | James Odoms       | .488 | 2003-04 |
| 2.  | Reggie Titus      | .467 | 1987-88 |
| 3.  | Reggie Titus      | .451 | 1988-89 |
| 4.  | Josh Sagester     | .443 | 2000-01 |
| 5.  | Kenny Brown       | .438 | 1992-93 |
| 6.  | Travis Smith      | .433 | 2012-13 |
| 7.  | Anthony White Jr. | .431 | 2013-14 |
| 8.  | Travis Smith      | .429 | 2011-12 |
| 9.  | Ron Miller        | .408 | 1987-88 |
| 10. | Dwayne Taylor     | .398 | 1988-89 |

### 3-Point Field Goals Made Career

|    |                |     |         |
|----|----------------|-----|---------|
| 1. | Langston Hall  | 256 | 2010-14 |
| 2. | James Florence | 242 | 2006-10 |
| 3. | E.J. Kusnyer   | 190 | 2008-10 |
| 4. | Bud Thomas     | 161 | 2010-14 |
| 5. | Reggie Titus   | 158 | 1987-89 |
| 6. | Ross Alacqua   | 145 | 2002-07 |
| 7. | James Odoms    | 135 | 2003-05 |
| 8. | Mark Hall      | 130 | 2007-11 |
| 9. | Aleem Muhammad | 123 | 1998-03 |

## Year-By-Year Leaders: Free Throw %

| Year    | Player             | Pct. | FTM-FTA |
|---------|--------------------|------|---------|
| 1946-47 | Tom Dykes          | .623 | 71-114  |
| 1947-48 | Glenn Wilkes       | .687 | 112-163 |
| 1948-49 | Glenn Wilkes       | .694 | 109-157 |
| 1949-50 | Glenn Cassell      | .814 | 57-70   |
| 1950-51 | Lamar Clements     | .644 | 94-146  |
| 1951-52 | Bobby Wilder       | .674 | 89-132  |
| 1952-53 | Tommy Mixon        | .763 | 87-114  |
| 1953-54 | Tommy Mixon        | .785 | 139-177 |
| 1954-55 | Tommy Mixon        | .822 | 176-214 |
| 1955-56 | Woodrow Richardson | .689 | 104-151 |
| 1956-57 | Roger Bolton       | .765 | 91-119  |
| 1957-58 | Norman Carter      | .773 | 58-75   |
| 1958-59 | Bill Finch         | .798 | 71-89   |
| 1959-60 | Donnie Veal        | .776 | 66-85   |
| 1960-61 | Joe Dulick         | .777 | 73-94   |
| 1961-62 | Joe Dulick         | .748 | 98-131  |
| 1962-63 | Butch Clifton      | .708 | 68-96   |
| 1963-64 | Don Baxter         | .753 | 70-93   |
| 1964-65 | Bob Reeves         | .732 | 82-112  |
| 1965-66 | Steve Moody        | .733 | 55-75   |
| 1966-67 | Jud Roberts        | .779 | 81-104  |
| 1967-68 | Jud Roberts        | .740 | 97-131  |
| 1968-69 | Robert Belloir     | .832 | 99-119  |
| 1969-70 | Bruce Gordy        | .798 | 67-84   |
| 1970-71 | Leonard Hardin     | .735 | 61-83   |
| 1971-72 | Bruce Gordy        | .682 | 73-107  |
| 1972-73 | Billy Smith        | .607 | 51-84   |
| 1973-74 | Leonard Hardin     | .690 | 60-87   |
| 1974-75 | Teko Wynder        | .713 | 77-108  |
| 1975-76 | Steve Hendrickson  | .796 | 78-98   |
| 1976-77 | Stewart Reese      | .782 | 68-87   |
| 1977-78 | Kenny Daugherty    | .803 | 57-71   |
| 1978-79 | Kenny Daugherty    | .805 | 66-82   |
| 1979-80 | Dartez Talbott     | .792 | 99-125  |
| 1980-81 | Dartez Talbott     | .840 | 89-106  |
| 1981-82 | Morris Thompson    | .844 | 81-96   |
| 1982-83 | Sam Mitchell       | .784 | 105-134 |
| 1983-84 | Sam Mitchell       | .781 | 121-155 |
| 1984-85 | Sam Mitchell       | .750 | 186-248 |
| 1985-86 | Pete Geter         | .750 | 75-100  |
| 1986-87 | Pete Geter         | .764 | 107-140 |
| 1987-88 | Ben Wilson         | .691 | 123-178 |
| 1988-89 | Scott Bailey       | .752 | 164-218 |
| 1989-90 | Scott Bailey       | .756 | 161-213 |
| 1990-91 | Scott Waller       | .739 | 51-69   |
| 1991-92 | Kenny Brown        | .753 | 137-182 |
| 1992-93 | Kenny Brown        | .770 | 124-161 |
| 1993-94 | Terry Young        | .810 | 51-63   |
| 1994-95 | Chance Solomon     | .806 | 129-160 |
| 1995-96 | Reggie Elliott     | .798 | 150-188 |
| 1996-97 | Bruce Simms        | .775 | 107-138 |
| 1997-98 | Mark Johnson       | .836 | 51-61   |
| 1998-99 | Earnest Brown      | .750 | 54-72   |
| 1999-00 | Chris Hill         | .824 | 75-91   |
| 2000-01 | Scott Emerson      | .800 | 100-125 |
| 2001-02 | Aleem Muhammad     | .724 | 89-123  |
| 2002-03 | Delmar Wilson      | .816 | 62-76   |
| 2003-04 | Scott Emerson      | .765 | 52-68   |
| 2004-05 | Wesley Duke        | .728 | 110-151 |
| 2005-06 | Ross Alacqua       | .917 | 44-48   |
| 2006-07 | Ross Alacqua       | .909 | 40-44   |
| 2007-08 | Shaddean Aaron     | .820 | 91-111  |
| 2008-09 | Michael Ellis      | .863 | 63-73   |
| 2009-10 | Brian Mills        | .746 | 50-67   |
| 2010-11 | Jakob Gollon       | .776 | 45-58   |
| 2011-12 | Jakob Gollon       | .829 | 97-117  |
| 2012-13 | Travis Smith       | .898 | 114-127 |
| 2013-14 | Langston Hall      | .850 | 136-160 |

# MERCER RECORDS

## 3-POINT SHOOTING (continued)

### 3-Point Field Goals Attempted Career

|     |                |     |         |
|-----|----------------|-----|---------|
| 1.  | James Florence | 819 | 2006-10 |
| 2.  | Langston Hall  | 677 | 2010-14 |
| 3.  | E.J. Kusnyer   | 487 | 2008-10 |
| 4.  | Bud Thomas     | 477 | 2010-14 |
| 5.  | Rodney Kirtz   | 443 | 1997-01 |
| 6.  | Ross Alacqua   | 407 | 2002-07 |
| 7.  | Aleem Muhammed | 364 | 1998-03 |
| 8.  | Mark Hall      | 356 | 2007-11 |
| T9. | Korey McCray   | 345 | 1997-01 |
| T9. | Reggie Titus   | 345 | 1987-89 |

### 3-Point Field Goals Percentage - Career

|     |                   |      |         |
|-----|-------------------|------|---------|
| 1.  | Reggie Titus      | .458 | 1987-89 |
| 2.  | Travis Smith      | .432 | 2011-12 |
| 3.  | Josh Sagester     | .408 | 1999-01 |
| 4.  | James Odoms       | .405 | 2003-05 |
| 5.  | Anthony White Jr. | .402 | 2012-14 |
| 6.  | Kenny Brown       | .394 | 1990-93 |
| 7.  | E.J. Kusnyer      | .390 | 2008-10 |
| 8.  | Chris Hill        | .384 | 1999-01 |
| 9.  | Dwayne Taylor     | .383 | 1987-89 |
| 10. | Langston Hall     | .378 | 2010-14 |

### 3-Point Field Goals Made Team - Season

|     |                |         |
|-----|----------------|---------|
| 1.  | 290 (36 games) | 2013-14 |
| 2.  | 274 (33 games) | 2009-10 |
| 3.  | 265 (36 games) | 2012-13 |
| 4.  | 264 (38 games) | 2011-12 |
| 5.  | 232 (32 games) | 2008-09 |
| T6. | 227 (28 games) | 2004-05 |
| T6. | 227 (30 games) | 2003-04 |
| 8.  | 212 (33 games) | 2010-11 |
| 9.  | 205 (33 games) | 1999-00 |
| 10. | 195 (29 games) | 2002-03 |

### 3-Point FG's Attempted Team - Season

|     |                |         |
|-----|----------------|---------|
| 1.  | 785 (33 games) | 2009-10 |
| 2.  | 755 (36 games) | 2013-14 |
| 3.  | 746 (36 games) | 2012-13 |
| 4.  | 730 (38 games) | 2011-12 |
| 5.  | 701 (32 games) | 2008-09 |
| 6.  | 660 (28 games) | 2004-05 |
| 7.  | 642 (33 games) | 2010-11 |
| 8.  | 637 (33 games) | 1999-00 |
| 9.  | 611 (30 games) | 2003-04 |
| 10. | 567 (30 games) | 2007-08 |

### 3-Point FG Percentage Team - Season

|     |                |         |
|-----|----------------|---------|
| 1.  | .420 (142-338) | 1988-89 |
| 2.  | .401 (155-387) | 1987-88 |
| 3.  | .384 (290-755) | 2013-14 |
| 4.  | .379 (195-515) | 2002-03 |
| 5.  | .372 (227-611) | 2003-04 |
| 6.  | .365 (76-208)  | 1991-92 |
| 7.  | .364 (120-330) | 1992-93 |
| 8.  | .362 (264-730) | 2011-12 |
| 9.  | .349 (274-785) | 2009-10 |
| 10. | .345 (165-478) | 2000-01 |



EJ Kusnyer drilled 107 3-pointers in 2009-10, establishing a program single-season record.



Daniel Emerson pulled down 385 rebounds in 2009-10, marking the highest single-season rebound total in Mercer history

## REBOUNDS

### Team Single Game Records

| No. | Game | Year |
|-----|------|------|
|-----|------|------|

### Most Rebounds

|    |                  |         |
|----|------------------|---------|
| 86 | vs. Florida Tech | 1972-73 |
|----|------------------|---------|

### Individual (Since Joining the A-Sun)

| No. | Player | Game | Year |
|-----|--------|------|------|
|-----|--------|------|------|

### Most Rebounds

|    |                |                   |         |
|----|----------------|-------------------|---------|
| 28 | Lamar Clements | vs. Florida State | 1950-51 |
|----|----------------|-------------------|---------|

### Rebounds Season

|     |                    |     |         |
|-----|--------------------|-----|---------|
| 1.  | Daniel Emerson     | 385 | 2009-10 |
| 2.  | Scott Farley       | 349 | 1994-95 |
| 3.  | Daniel Emerson     | 343 | 2008-09 |
| 4.  | Steve Moody        | 317 | 1965-66 |
| 5.  | Jim Hearn          | 291 | 1962-63 |
| 6.  | Woodrow Richardson | 284 | 1955-56 |
| 7.  | Steve Moody        | 283 | 1963-64 |
| 8.  | Scott Emerson      | 275 | 1999-00 |
| 9.  | Benton Wade        | 264 | 1980-81 |
| 10. | Woodrow Richardson | 264 | 1956-57 |

### Rebounds Per Game Season

|     |                    |                 |         |
|-----|--------------------|-----------------|---------|
| 1.  | Steve Moody        | 13.8 (23 games) | 1965-66 |
| 2.  | Woodrow Richardson | 12.9 (22 games) | 1955-56 |
| 3.  | Jim Hearn          | 12.1 (24 games) | 1962-63 |
| T4. | Daniel Emerson     | 12.0 (32 games) | 2009-10 |
| T4. | Scott Farley       | 12.0 (29 games) | 1995-96 |
| 6.  | Steve Moody        | 11.8 (24 games) | 1963-64 |
| T7. | Billy Smith        | 11.5 (26 games) | 1971-72 |
| T7. | Woodrow Richardson | 11.5 (23 games) | 1956-57 |
| T9. | Bill Naylor        | 11.0 (23 games) | 1965-66 |
| T9. | Billy Smith        | 11.0 (21 games) | 1972-73 |

### Team Rebounds Season

|     |      |         |
|-----|------|---------|
| 1.  | 1431 | 1971-72 |
| 2.  | 1357 | 1999-00 |
| 3.  | 1336 | 2013-14 |
| 4.  | 1313 | 2011-12 |
| 5.  | 1307 | 1995-96 |
| 6.  | 1301 | 1994-95 |
| 7.  | 1258 | 2008-09 |
| 8.  | 1255 | 1978-79 |
| 9.  | 1234 | 1993-94 |
| 10. | 1231 | 1968-69 |

### Rebounds Career

|     |                |      |         |
|-----|----------------|------|---------|
| 1.  | Steve Moody    | 1058 | 1963-67 |
| 2.  | Scott Emerson  | 930  | 1999-04 |
| 3.  | Scott Farley   | 765  | 1991-95 |
| 4.  | Tony Gattis    | 732  | 1979-83 |
| 5.  | Daniel Emerson | 728  | 2008-10 |
| 6.  | Jim Hearn      | 704  | 1961-64 |
| 7.  | Donald Baxter  | 703  | 1961-65 |
| 8.  | Sam Mitchell   | 703  | 1981-85 |
| 9.  | Wesley Duke    | 687  | 1999-05 |
| 10. | Jakob Gollon   | 675  | 2008-14 |

### Rebounds Per Game Career

|     |                    |                 |         |
|-----|--------------------|-----------------|---------|
| 1.  | Steve Moody        | 11.5 (92 games) | 1963-67 |
| 2.  | Daniel Emerson     | 11.4 (64 games) | 2008-10 |
| 3.  | Bill Naylor        | 10.3 (59 games) | 1965-68 |
| 4.  | Billy Smith        | 10.0 (94 games) | 1970-74 |
| T5. | Woodrow Richardson | 9.8 (87 games)  | 1954-58 |
| T5. | Jim Hearn          | 9.8 (72 games)  | 1961-64 |
| 7.  | Norman Carter      | 9.7 (40 games)  | 1957-59 |
| 8.  | Mark Adamson       | 9.1 (50 games)  | 1997-99 |
| 9.  | Benton Wade        | 8.8 (58 games)  | 1979-99 |
| 10. | Andre Brown        | 8.7 (69 games)  | 1979-81 |

# MERCER RECORDS

## Year-By-Year Leaders: Rebounds

| Year    | Player             | Reb. | Avg  |
|---------|--------------------|------|------|
| 1954-55 | Bob Green          | 130  | 6.2  |
| 1955-56 | Woodrow Richardson | 284  | 12.9 |
| 1956-57 | Woodrow Richardson | 264  | 11.5 |
| 1957-58 | Norman Carter      | 194  | 10.2 |
| 1958-59 | Norman Carter      | 192  | 9.1  |
| 1959-60 | Douglas Harris     | 172  | 7.5  |
| 1960-61 | Frank Edwards      | 198  | 8.6  |
| 1961-62 | Jim Hearn          | 193  | 8.0  |
| 1962-63 | Jim Hearn          | 291  | 12.1 |
| 1963-64 | Steve Moody        | 283  | 11.8 |
| 1964-65 | Don Baxter         | 244  | 10.6 |
| 1965-66 | Steve Moody        | 317  | 13.8 |
| 1966-67 | Steve Moody        | 221  | 10.5 |
| 1967-68 | Bill Naylor        | 218  | 9.5  |
| 1968-69 | Marvin Bailey      | 229  | 8.8  |
| 1969-70 | Monnie Brabham     | 169  | 7.0  |
| 1970-71 | Leonard Hardin     | 186  | 8.5  |
| 1971-72 | Billy Smith        | 300  | 11.5 |
| 1972-73 | Billy Smith        | 231  | 11.0 |
| 1973-74 | Billy Smith        | 263  | 11.0 |
| 1974-75 | Jerry Thruston     | 244  | 9.4  |
| 1975-76 | Leroy Turner       | 185  | 7.4  |
| 1976-77 | Jerry Thruston     | 182  | 7.3  |
| 1977-78 | Stanley Black      | 194  | 7.2  |
| 1978-79 | Robert Miles       | 227  | 8.4  |
| 1979-80 | Benton Wade        | 244  | 8.7  |
| 1980-81 | Benton Wade        | 264  | 8.8  |
| 1981-82 | Travis Johnson     | 169  | 6.3  |
| 1982-83 | Darryl Burton      | 217  | 7.8  |
| 1983-84 | Tony Bolts         | 204  | 7.3  |
| 1984-85 | Sam Mitchell       | 255  | 8.2  |
| 1985-86 | Chris Moore        | 250  | 8.9  |
| 1986-87 | Chris Moore        | 244  | 8.7  |
| 1987-88 | Ben Wilson         | 216  | 7.4  |
| 1988-89 | Scott Bailey       | 206  | 7.4  |
| 1989-90 | Scott Bailey       | 258  | 9.6  |
| 1990-91 | Donny Woods        | 144  | 5.3  |
| 1991-92 | Shaun Thompson     | 188  | 6.5  |
| 1992-93 | Shaun Thompson     | 152  | 5.6  |
| 1993-94 | Donny Woods        | 184  | 6.3  |
| 1994-95 | Scott Farley       | 236  | 8.1  |
| 1995-96 | Scott Farley       | 349  | 12.0 |
| 1996-97 | Ryan Robinson      | 178  | 7.1  |
| 1997-98 | Mark Adamson       | 238  | 9.5  |
| 1998-99 | Mark Adamson       | 219  | 8.8  |
| 1999-00 | Scott Emerson      | 275  | 8.3  |
| 2000-01 | Scott Emerson      | 211  | 7.5  |
| 2001-02 | Justin Howard      | 244  | 8.4  |
| 2002-03 | Scott Emerson      | 255  | 9.1  |
| 2003-04 | Wesley Duke        | 188  | 6.3  |
| 2004-05 | Will Emerson       | 210  | 7.5  |
| 2005-06 | Will Emerson       | 190  | 6.8  |
| 2006-07 | Shaddean Aaron     | 177  | 6.1  |
| 2007-08 | Calvin Henry       | 232  | 7.7  |
| 2008-09 | Daniel Emerson     | 343  | 10.7 |
| 2009-10 | Daniel Emerson     | 385  | 12.0 |
| 2010-11 | Brian Mills        | 199  | 6.0  |
| 2011-12 | Jakob Gollon       | 223  | 5.9  |
| 2012-13 | Jakob Gollon       | 181  | 5.0  |
| 2013-14 | Daniel Coursey     | 232  | 6.5  |

## BLOCKS

### Team Single Game Records

| No. | Game | Year |
|-----|------|------|
|-----|------|------|

### Most Blocks

|    |                        |         |
|----|------------------------|---------|
| 12 | vs. Florida Gulf Coast | 2008-09 |
|----|------------------------|---------|

### Individual

| No. | Player | Game | Year |
|-----|--------|------|------|
|-----|--------|------|------|

### Most Blocks

|   |              |                        |         |
|---|--------------|------------------------|---------|
| 9 | Calvin Henry | vs. Florida Gulf Coast | 2008-09 |
|---|--------------|------------------------|---------|

### Blocked Shots - Season

|     |                |    |         |
|-----|----------------|----|---------|
| 1.  | Daniel Coursey | 88 | 2011-12 |
| 2.  | Daniel Coursey | 74 | 2013-14 |
| 3.  | Scott Farley   | 72 | 1995-96 |
| 4.  | Wesley Duke    | 65 | 2002-03 |
| 5.  | Scott Farley   | 59 | 1994-95 |
| T6. | Calvin Henry   | 58 | 2007-08 |
| T6. | Calvin Henry   | 58 | 2008-09 |
| 8.  | Justin Howard  | 49 | 2001-02 |
| 9.  | Chris Moore    | 44 | 1986-87 |
| 10. | Wesley Duke    | 41 | 2003-04 |

### Blocked Shot Average Season (min. 20 games)

|      |                |                |         |
|------|----------------|----------------|---------|
| 1.   | Calvin Henry   | 2.6 (22 games) | 2008-09 |
| 2.   | Scott Farley   | 2.5 (29 games) | 1995-96 |
| 3.   | Daniel Coursey | 2.3 (38 games) | 2011-12 |
| 4.   | Wesley Duke    | 2.2 (29 games) | 2002-03 |
| 5.   | Daniel Coursey | 2.1 (36 games) | 2013-14 |
| 6.   | Scott Farley   | 2.0 (29 games) | 1994-95 |
| 7.   | Calvin Henry   | 1.9 (30 games) | 2007-08 |
| 8.   | Justin Howard  | 1.7 (29 games) | 2001-02 |
| 9.   | Chris Moore    | 1.6 (28 games) | 1986-87 |
| T10. | Wesley Duke    | 1.4 (30 games) | 2003-04 |
| T10. | Wesley Duke    | 1.4 (28 games) | 2004-05 |

### Blocked Shots - Team Season

|     |     |         |
|-----|-----|---------|
| 1.  | 180 | 2011-12 |
| 2.  | 165 | 2007-08 |
| 3.  | 160 | 1994-95 |
| 4.  | 147 | 2013-14 |
| 5.  | 145 | 2012-13 |
| 6.  | 138 | 2006-07 |
| T7. | 127 | 1995-96 |
| T7. | 127 | 2002-03 |
| 9.  | 118 | 1992-93 |
| 10. | 114 | 2000-01 |

### Blocked Shots Average - Team Season

|     |                |         |
|-----|----------------|---------|
| 1.  | 5.8 (32 games) | 2008-09 |
| T2. | 5.5 (30 games) | 2007-08 |
| T2. | 5.5 (29 games) | 1994-95 |
| 4.  | 4.7 (38 games) | 2011-12 |
| 5.  | 4.6 (30 games) | 2006-07 |
| T6. | 4.4 (29 games) | 2002-03 |
| T6. | 4.4 (29 games) | 1995-96 |
| T6. | 4.4 (27 games) | 1992-93 |
| T9. | 4.1 (28 games) | 2000-01 |
| T9. | 4.1 (36 games) | 2013-14 |



At 6-foot-11, Daniel Coursey anchored the Mercer defense throughout his four year career. Coursey holds Mercer's single-season (88) and career block records (207)

### Blocked Shots Career

|     |                |     |               |
|-----|----------------|-----|---------------|
| 1.  | Daniel Coursey | 207 | 2010-14       |
| 2.  | Wesley Duke    | 173 | 1999-05       |
| 3.  | Scott Farley   | 162 | 1991-93,94-96 |
| 4.  | Calvin Henry   | 154 | 2006-09       |
| 5.  | Justin Howard  | 101 | 1999-03       |
| 6.  | Scott Emerson  | 95  | 1999-04       |
| 7.  | Donny Woods    | 93  | 1990-94       |
| 8.  | Brian Mills    | 83  | 2007-10       |
| 9.  | Chris Moore    | 79  | 1983-87       |
| 10. | Sam Dolan      | 70  | 2004-08       |

### Blocked Shot Average Career (min. 50 games)

|     |                |                 |               |
|-----|----------------|-----------------|---------------|
| 1.  | Calvin Henry   | 2.3 (66 games)  | 2006-09       |
| 2.  | Daniel Coursey | 1.6 (126 games) | 2010-14       |
| T3. | Wesley Duke    | 1.5 (88 games)  | 1999-01,02-04 |
| T3. | Scott Farley   | 1.5 (110 games) | 1991-93,94-96 |
| 5.  | Mark Adamson   | 1.1 (50 games)  | 1997-99       |
| T6. | Brian Mills    | 0.9 (95 games)  | 2007-10       |
| T6. | Justin Howard  | 0.9 (108 games) | 1999-03       |
| T8. | Scott Emerson  | 0.8 (113 games) | 1999-04       |
| T8. | Donny Woods    | 0.8 (112 games) | 1990-94       |
| T8. | Jeff Belmer    | 0.8 (52 games)  | 1993-95       |
| T8. | Chris Moore    | 0.8 (105 games) | 1983-87       |

# MERCER RECORDS

## Year-By-Year Leaders: Blocked Shots

| Year    | Player         | Blks. | Block Avg. |
|---------|----------------|-------|------------|
| 1985-86 | Chris Moore    | 35    | 1.3        |
| 1986-87 | Chris Moore    | 44    | 1.6        |
| 1987-88 | Eric Jackson   | 10    | 0.4        |
| 1988-89 | Eric Jackson   | 17    | 0.6        |
| 1989-90 | Brian Dranzik  | 16    | 0.6        |
| 1990-91 | Kenny Brown    | 19    | 0.7        |
| 1991-92 | Donny Woods    | 20    | 0.7        |
| 1992-93 | Scott Farley   | 28    | 1.0        |
| 1993-94 | Donny Woods    | 38    | 1.3        |
| 1994-95 | Scott Farley   | 59    | 2.0        |
| 1995-96 | Scott Farley   | 72    | 2.5        |
| 1996-97 | Mark Adamson   | 19    | 0.8        |
| 1997-98 | Mark Adamson   | 23    | 0.9        |
| 1998-99 | Mark Adamson   | 30    | 1.2        |
| 1999-00 | Scott Emerson  | 38    | 1.2        |
| 2000-01 | Wesley Duke    | 26    | 0.9        |
| 2001-02 | Justin Howard  | 49    | 1.7        |
| 2002-03 | Wesley Duke    | 65    | 2.2        |
| 2003-04 | Wesley Duke    | 41    | 1.4        |
| 2004-05 | Wesley Duke    | 40    | 1.4        |
| 2005-06 | Sam Dolan      | 26    | 1.1        |
| 2006-07 | Calvin Henry   | 38    | 2.7        |
| 2007-08 | Calvin Henry   | 58    | 1.9        |
| 2008-09 | Calvin Henry   | 58    | 2.6        |
| 2009-10 | Brian Mills    | 40    | 1.2        |
| 2010-11 | Brandon Moore  | 23    | 1.1        |
| 2011-12 | Daniel Coursey | 88    | 2.3        |
| 2012-13 | Daniel Coursey | 44    | 1.3        |
| 2013-14 | Daniel Coursey | 74    | 2.1        |



Langston Hall holds Mercer's career record for 3-pointers, knocking down 256 from 2010-14. Hall also holds Mercer's career records for assists (633) and steals (177)

## ASSISTS

### Team Single Game Records

| No. | Game          | Year    |
|-----|---------------|---------|
| 28  | at Valparaiso | 2013-14 |

### Most Assists

|    |               |         |
|----|---------------|---------|
| 28 | at Valparaiso | 2013-14 |
|----|---------------|---------|

### Individual

| No. | Player            | Game             | Year    |
|-----|-------------------|------------------|---------|
| 14  | Damitrius Coleman | vs. Jacksonville | 2004-05 |

### Most Assists

|    |                   |                  |         |
|----|-------------------|------------------|---------|
| 14 | Damitrius Coleman | vs. Jacksonville | 2004-05 |
|----|-------------------|------------------|---------|

### Assists Season

|     |                   |     |         |
|-----|-------------------|-----|---------|
| 1.  | Damitrius Coleman | 224 | 2004-05 |
| 2.  | Langston Hall     | 201 | 2013-14 |
| 3.  | Elston Harris     | 197 | 1984-85 |
| 4.  | Everett Callaway  | 196 | 1986-87 |
| 5.  | Langston Hall     | 160 | 2011-12 |
| 6.  | Clarence Baker    | 157 | 2002-03 |
| 7.  | Elston Harris     | 156 | 1985-86 |
| 8.  | Langston Hall     | 155 | 2012-13 |
| 9.  | Keith Czapla      | 152 | 1984-85 |
| 10. | James Florence    | 142 | 2009-10 |

### Assists Per Game Season

|     |                      |                       |                |
|-----|----------------------|-----------------------|----------------|
| 1.  | Damitrius Coleman    | 8.0 (28 games)        | 2004-05        |
| 2.  | Everett Callaway     | 7.3 (27 games)        | 1986-87        |
| 3.  | Elston Harris        | 6.4 (31 games)        | 1984-85        |
| 4.  | Langston Hall        | 5.6 (36 games)        | 2013-14        |
| T5. | Clarence Baker       | 5.4 (29 games)        | 2002-03        |
| T5. | Elston Harris        | 5.4 (29 games)        | 1985-86        |
| 7.  | Keith Czapla         | 5.1 (30 games)        | 1984-85        |
| 8.  | <b>Langston Hall</b> | <b>5.0 (31 games)</b> | <b>2012-13</b> |
| 9.  | James Florence       | 4.6 (31 games)        | 2009-10        |
| 10. | Reggie Elliott       | 4.3 (29 games)        | 1995-96        |

### Assists – Team Season

|     |     |         |
|-----|-----|---------|
| 1.  | 635 | 1984-85 |
| 2.  | 585 | 2013-14 |
| 3.  | 519 | 2011-12 |
| 4.  | 516 | 2012-13 |
| 5.  | 494 | 1986-87 |
| 6.  | 492 | 2002-03 |
| 7.  | 484 | 1983-84 |
| 8.  | 481 | 1991-92 |
| 9.  | 477 | 2004-05 |
| 10. | 473 | 1985-86 |

### Assists Average – Team Season

|      |                 |         |
|------|-----------------|---------|
| 1.   | 20.5 (31 games) | 1984-85 |
| 2.   | 17.6 (28 games) | 1986-87 |
| 3.   | 17.3 (28 games) | 1983-84 |
| T4.  | 17.0 (28 games) | 2004-05 |
| T4.  | 17.0 (29 games) | 2002-03 |
| 6.   | 16.6 (29 games) | 1991-92 |
| T7.  | 16.3 (29 games) | 1985-86 |
| T7.  | 16.3 (36 games) | 2013-14 |
| 9.   | 15.4 (27 games) | 1992-93 |
| T10. | 15.0 (33 games) | 2009-10 |
| T10. | 15.0 (28 games) | 1988-89 |

### Assists - Career

|      |                   |     |         |
|------|-------------------|-----|---------|
| 1.   | Langston Hall     | 633 | 2010-14 |
| 2.   | Elston Harris     | 541 | 1982-86 |
| 3.   | James Florence    | 436 | 2006-10 |
| 4.   | Korey McCray      | 344 | 1997-01 |
| 5.   | Everett Callaway  | 266 | 1985-87 |
| 6.   | Pete Geter        | 262 | 1983-87 |
| 7.   | Keith Czapla      | 257 | 1983-85 |
| 8.   | Clarence Baker    | 239 | 2001-03 |
| 9.   | Damitrius Coleman | 224 | 2004-05 |
| T10. | Donny Woods       | 209 | 1990-94 |
| T10. | Kenny Brown       | 209 | 1990-93 |

### Assists Per Game Career

|      |                   |                 |         |
|------|-------------------|-----------------|---------|
| 1.   | Damitrius Coleman | 8.0 (28 games)  | 2004-05 |
| 2.   | Everett Callaway  | 4.8 (55 games)  | 1985-87 |
| 3.   | Langston Hall     | 4.6 (138 games) | 2010-14 |
| 4.   | Keith Czapla      | 4.4 (58 games)  | 1983-85 |
| 5.   | Clarence Baker    | 4.2 (57 games)  | 2001-03 |
| 6.   | Elston Harris     | 4.1 (115 games) | 1982-86 |
| 7.   | James Florence    | 3.7 (119 games) | 2006-10 |
| 8.   | Reggie Elliott    | 3.5 (56 games)  | 1994-96 |
| 9.   | Chris Phillips    | 3.2 (57 games)  | 1987-89 |
| T10. | Korey McCray      | 3.1 (112 games) | 1997-01 |
| T10. | Mike Smith        | 3.1 (55 games)  | 1990-92 |

## Year-By-Year Leaders: Assists

| Year    | Player            | Assists | A/G |
|---------|-------------------|---------|-----|
| 1954-55 | John Hughes       | 38      | 1.7 |
| 1955-56 | Cary Moore        | 40      | 1.8 |
| 1956-57 | Melvin Kinslow    | 44      | 1.8 |
| 1965-66 | Jack Manton       | 49      | 2.1 |
| 1983-84 | Elston Harris     | 117     | 4.2 |
| 1984-85 | Elston Harris     | 197     | 6.4 |
| 1985-86 | Elston Harris     | 156     | 5.4 |
| 1986-87 | Everett Callaway  | 196     | 7.3 |
| 1987-88 | Chris Phillips    | 80      | 2.8 |
| 1988-89 | Chris Phillips    | 104     | 3.7 |
| 1989-90 | Flo Davis         | 97      | 3.6 |
| 1990-91 | Mike Smith        | 88      | 3.3 |
| 1991-92 | Kenny Brown       | 92      | 3.2 |
| 1992-93 | Kenny Brown       | t74     | 2.8 |
| 1992-93 | Shaun Thompson    | t74     | 2.7 |
| 1993-94 | Will Tuttle       | 77      | 2.7 |
| 1994-95 | Reggie Elliott    | 69      | 2.6 |
| 1995-96 | Reggie Elliott    | 126     | 4.3 |
| 1996-97 | Bruce Simms       | 80      | 3.1 |
| 1997-98 | Korey McCray      | 75      | 2.9 |
| 1998-99 | Korey McCray      | 74      | 3.0 |
| 1999-00 | Korey McCray      | 92      | 2.8 |
| 2000-01 | Korey McCray      | 103     | 3.7 |
| 2001-02 | Clarence Baker    | 82      | 2.9 |
| 2002-03 | Clarence Baker    | 157     | 5.4 |
| 2003-04 | Tyler McCurry     | 55      | 2.2 |
| 2004-05 | Damitrius Coleman | 224     | 8.0 |
| 2005-06 | Andrew Brown      | 57      | 2.0 |
| 2006-07 | James Florence    | 91      | 3.3 |
| 2007-08 | James Florence    | 84      | 3.0 |
| 2008-09 | James Florence    | 119     | 3.7 |
| 2009-10 | James Florence    | 142     | 4.6 |
| 2010-11 | Langston Hall     | 117     | 3.5 |
| 2011-12 | Langston Hall     | 160     | 4.2 |
| 2012-13 | Langston Hall     | 155     | 5.0 |
| 2013-14 | Langston Hall     | 201     | 5.6 |

# MERCER RECORDS

## STEALS

### Team Single Game Records

| No. | Game | Year |
|-----|------|------|
|-----|------|------|

### Most Steals

|    |                    |         |
|----|--------------------|---------|
| 20 | vs. Savannah State | 2004-05 |
|----|--------------------|---------|

### Individual

| No. | Player | Game | Year |
|-----|--------|------|------|
|-----|--------|------|------|

### Most Steals

|   |                |              |         |
|---|----------------|--------------|---------|
| 7 | James Florence | vs. Campbell | 2008-09 |
|---|----------------|--------------|---------|

|   |                   |                  |         |
|---|-------------------|------------------|---------|
| 7 | Damitrius Coleman | vs. Savannah St. | 2004-05 |
|---|-------------------|------------------|---------|

|   |              |                 |         |
|---|--------------|-----------------|---------|
| 7 | Jakob Gollon | at Jacksonville | 2011-12 |
|---|--------------|-----------------|---------|

### Steals - Season

|     |                   |    |         |
|-----|-------------------|----|---------|
| 1.  | Damitrius Coleman | 80 | 2004-05 |
| 2.  | James Florence    | 72 | 2008-09 |
| 3.  | Elston Harris     | 68 | 1985-86 |
| 4.  | Reggie Elliott    | 62 | 1994-95 |
| 5.  | Jakob Gollon      | 60 | 2011-12 |
| T6. | Kenny Brown       | 57 | 1991-92 |
| T6. | Reggie Elliott    | 57 | 1995-96 |
| T8. | Eric Jackson      | 56 | 1988-89 |
| T8. | Kenny Brown       | 56 | 1992-93 |
| 10. | James Florence    | 54 | 2009-10 |

### Steals Average - Season

(min. 20 games played)

|     |                   |                |         |
|-----|-------------------|----------------|---------|
| 1.  | Damitrius Coleman | 2.8 (28 games) | 2004-05 |
| T2. | Elston Harris     | 2.3 (29 games) | 1985-86 |
| T2. | Reggie Elliott    | 2.3 (27 games) | 1994-95 |
| T4. | Kenny Brown       | 2.2 (26 games) | 1992-93 |
| T4. | James Florence    | 2.2 (32 games) | 2008-09 |
| T6. | Eric Jackson      | 2.0 (28 games) | 1988-89 |
| T6. | Reggie Elliott    | 2.0 (29 games) | 1995-96 |
| T6. | Kenny Brown       | 2.0 (29 games) | 1991-92 |
| 9.  | James Florence    | 1.8 (28 games) | 2007-08 |
| 10. | James Florence    | 1.7 (31 games) | 2009-10 |

### Steals - Team Season

|     |     |         |
|-----|-----|---------|
| 1.  | 265 | 2004-05 |
| 2.  | 259 | 2011-12 |
| 3.  | 254 | 1999-00 |
| 4.  | 243 | 2010-11 |
| 5.  | 239 | 2012-13 |
| 6.  | 233 | 1985-86 |
| 7.  | 223 | 1992-93 |
| 8.  | 214 | 1991-92 |
| 9.  | 211 | 2013-14 |
| 10. | 199 | 2009-10 |

### Steals Average - Team Season

|     |                |         |
|-----|----------------|---------|
| 1.  | 9.5 (28 games) | 2004-05 |
| 2.  | 8.3 (27 games) | 1992-93 |
| 3.  | 8.0 (29 games) | 1985-86 |
| 4.  | 7.7 (33 games) | 1999-00 |
| T5. | 7.4 (33 games) | 2010-11 |
| T5. | 7.4 (26 games) | 1998-99 |
| T5. | 7.4 (29 games) | 1991-92 |
| 8.  | 7.0 (26 games) | 1997-98 |
| 9.  | 6.8 (38 games) | 2011-12 |

### Steals - Career

|     |                |     |         |
|-----|----------------|-----|---------|
| 1.  | Langston Hall  | 177 | 2010-   |
| 2.  | James Florence | 168 | 2006-10 |
| 3.  | Jakob Gollon   | 159 | 2008-   |
| 4.  | Kenny Brown    | 147 | 1990-93 |
| 5.  | Bud Thomas     | 135 | 2010-   |
| 6.  | Rodney Kirtz   | 134 | 1997-01 |
| 7.  | Reggie Elliott | 119 | 1994-96 |
| 8.  | Aleem Muhammad | 107 | 1998-03 |
| T9. | Donny Woods    | 105 | 1990-94 |
| T9. | Yauun Pounds   | 105 | 1990-93 |

### Steals Average - Career

(min. 50 games played)

|     |                |                 |              |
|-----|----------------|-----------------|--------------|
| 1.  | Reggie Elliott | 2.1 (56 games)  | 1994-96      |
| 2.  | James Florence | 1.9 (119 games) | 2006-10      |
| 3.  | Kenny Brown    | 1.8 (82 games)  | 1990-93      |
| 4.  | Yauun Pounds   | 1.4 (77 games)  | 1990-93      |
| T5. | Langston Hall  | 1.2 (102 games) | 2010-Present |
| T5. | Rodney Kirtz   | 1.2 (108 games) | 1997-01      |
| T5. | Delmar Wilson  | 1.2 (53 games)  | 2002-04      |
| T5. | Clarence Baker | 1.2 (57 games)  | 2001-03      |



In 1977, Mercer hosted the University of Florida at the Macon Coliseum.

### Year-By-Year Leaders: Steals

| Year    | Player            | Pts | Avg |
|---------|-------------------|-----|-----|
| 1985-86 | Elston Harris     | 68  | 2.3 |
| 1986-87 | Everett Callaway  | 28  | 1.0 |
| 1987-88 | Reggie Titus      | 32  | 1.1 |
| 1988-89 | Eric Jackson      | 56  | 2.0 |
| 1989-90 | Flo Davis         | 42  | 1.6 |
| 1990-91 | Mike Smith        | 37  | 1.4 |
| 1991-92 | Kenny Brown       | 57  | 2.0 |
| 1992-93 | Kenny Brown       | 56  | 2.2 |
| 1993-94 | Will Tuttle       | 41  | 1.4 |
| 1994-95 | Reggie Elliott    | 62  | 2.3 |
| 1995-96 | Reggie Elliott    | 57  | 2.0 |
| 1996-97 | Bruce Simms       | 49  | 1.9 |
| 1997-98 | Mark Johnson      | 37  | 1.4 |
| 1998-99 | Earnest Brown     | 29  | 1.2 |
| 1999-00 | Rodney Kirtz      | 46  | 1.4 |
| 2000-01 | Rodney Kirtz      | 44  | 1.6 |
| 2001-02 | Aleem Muhammad    | 37  | 1.3 |
| 2002-03 | Clarence Baker    | 43  | 1.5 |
| 2003-04 | Delmar Wilson     | 38  | 1.5 |
| 2004-05 | Damitrius Coleman | 80  | 2.8 |
| 2005-06 | Montavious Waters | 28  | 1.6 |
| 2006-07 | James Florence    | 47  | 1.7 |
| 2007-08 | James Florence    | 49  | 1.8 |
| 2008-09 | James Florence    | 72  | 2.2 |
| 2009-10 | James Florence    | 54  | 1.7 |
| 2010-11 | Langston Hall     | 43  | 1.3 |
| 2011-12 | Jakob Gollon      | 60  | 1.6 |
| 2012-13 | Jakob Gollon      | 40  | 1.1 |
| 2013-14 | Langston Hall     | 52  | 1.5 |



1975 promotional picture with the Shriner's bear

# MERCER RECORDS SINCE JOINING ATLANTIC SUN CONFERENCE (1978-79)



Mercer's James Florence is the only player in A-Sun Conference history to score 500 points in each of his four seasons in the league

## TEAM GAME RECORDS

| Category                                | No.  | Opponent               | Year    |
|---|------|------------------------|---------|
| Most points scored                      | 117  | Valparaiso             | 2013-14 |
| Most points in one half                 | 70   | Hardin-Simmons         | 1986-87 |
| Most points combined                    | 225  | Valparaiso             | 2013-14 |
| Most points by opponent                 | 126  | Duke                   | 1997-98 |
| Most field goals made                   | 45   | Texas-Arlington        | 1978-79 |
| Most field goals attempted              | 91   | Southern Mississippi   | 1978-79 |
| Highest field goal percentage           | .700 | Southeastern Louisiana | 1980-81 |
| Most free throws made                   | 38   | Georgia State          | 1978-79 |
| Most free throws attempted              | 51   | Alcorn State           | 1983-84 |
| Most free throws made (both teams)      | 64   | at Valparaiso          | 2013-14 |
| Most free throws attempted (both teams) | 79   | at Kennesaw State      | 2012-13 |
| Best free throw percentage              | .950 | Stetson                | 1981-82 |
| Most rebounds                           | 62   | VMI                    | 2006-07 |
| Most personal fouls                     | 32   | Kennesaw State         | 2012-13 |

## TEAM GAME RECORDS

| Category                      | Mark  | Year    |
|-------------------------------|-------|---------|
| Best record                   | 27-9  | 2013-14 |
| Most wins                     | 27    | 2011-12 |
| Most losses                   | 25    | 1990-91 |
| Most consecutive wins         | 12    | 2002-03 |
| Most consecutive losses       | 17    | 1996-97 |
| Most consecutive home wins    | 15    | 2012-13 |
|                               | 15    | 2011-12 |
| Most points                   | 2,836 | 2013-14 |
| Highest point average         | 83.6  | 1978-79 |
| Most field goals made         | 982   | 2013-14 |
| Most field goals attempted    | 2,059 | 2013-14 |
| Highest field goal percentage | .524  | 1983-84 |
| Most free throws made         | 582   | 2013-14 |
| Most free throws attempted    | 808   | 2009-10 |
| Best free throw percentage    | .753  | 2012-13 |
| Most rebounds                 | 1357  | 1999-00 |
| Best rebound average          | 43.9  | 1979-80 |
| Most personal fouls           | 722   | 2011-12 |

## INDIVIDUAL SEASON

| Category            | No.  | Player            | Season  |
|---------------------|------|-------------------|---------|
| Most points         | 774  | Sam Mitchell      | 1984-85 |
| Most FG made        | 294  | Sam Mitchell      | 1984-85 |
| Most FG attempted   | 570  | Sam Mitchell      | 1984-85 |
| Scoring average     | 25.0 | Sam Mitchell      | 1984-85 |
| Highest FG pct.     | .620 | Daniel Coursey    | 2011-12 |
| Most FT made        | 186  | Sam Mitchell      | 1984-85 |
| Most FT attempted   | 248  | Sam Mitchell      | 1984-85 |
| Highest FT pct.     | .898 | Travis Smith      | 2012-13 |
| Most consec. FT     | 34   | Dartez Talbot     | 1980-81 |
| Most rebounds       | 385  | Daniel Emerson    | 2009-10 |
| Rebounding avg.     | 12.0 | Scott Farley      | 1995-96 |
| Most assists        | 224  | Damitrius Coleman | 2004-05 |
| Most 3-FG made      | 107  | EJ Kusnyer        | 2009-10 |
| Most 3-FG attempted | 274  | EJ Kusnyer        | 2009-10 |
| Most blocked shots  | 88   | Daniel Coursey    | 2011-12 |

## INDIVIDUAL CAREER

| No.   | Player         | Season  |
|-------|----------------|---------|
| 2,286 | James Florence | 2006-10 |
| 768   | Sam Mitchell   | 1981-85 |
| 1,918 | James Florence | 2006-10 |
| 19.2  | James Florence | 2006-10 |
| .587  | Benton Wade    | 1979-81 |
| 556   | James Florence | 2006-10 |
| 768   | James Florence | 2006-10 |
| .871  | Travis Smith   | 2011-13 |
| 930   | Scott Emerson  | 1999-04 |
| 11.4  | Daniel Emerson | 2008-10 |
| 633   | Langston Hall  | 2010-14 |
| 256   | Langston Hall  | 2010-14 |
| 819   | James Florence | 2006-10 |
| 207   | Daniel Coursey | 2010-14 |

# HAWKINS ARENA RECORDS

## Individual Overall Records

|                                |   |
|--------------------------------|---|
| Most points                    | 39, James Florence vs. Jacksonville, 2/16/07            |
| Field goals made               | 15, Fuquan Edwin, Seton Hall, 11/16/13                  |
| Field goals attempted          | 26, James Florence vs. Stetson, 2/16/08                 |
| Field goal percentage (8 made) | .889, Brian Pfohl vs. VMI, 2/25/05, (8-of-9)            |
|                                | .889, Bud Thomas vs. Reinhardt, 11/13/13, (8-of-9)      |
| 3-point field goals made       | 8, Langston Hall vs. Northern Kentucky, 2/16/14         |
|                                | 8, EJ Kusnyer vs. Piedmont, 12/10/09                    |
|                                | 8, Jordan Burgason, Lipscomb, 12/3/09                   |
|                                | 8, James Odoms vs. Fla. Atlantic, 1/03/05               |
|                                | 8, Jacob Hazouri, Troy, 1/31/05                         |
| 3-point field goals attempted  | 16, James Florence vs. Stetson, 2/16/08                 |
| 3-point FG percentage (6 made) | .875, Jeff Smith vs. Stetson, 1/30/10                   |
| Free throws made               | 15, Mark Hall vs. Loyola Marymount, 11/24/07            |
| Free throws attempted          | 18, Wesley Duke vs. Fla. Atlantic, 1/03/05              |
| Free throw percentage (8 made) | 1.000, Langston Hall vs. ETSU, 1/6/14 (10-10)           |
|                                | 1.000, Langston Hall vs. North Florida, 2/27/14 (8-8)   |
|                                | 1.000, Travis Smith, vs. USC Upstate, 1/19/13 (8-8)     |
|                                | 1.000, Justin Hare, Belmont, 2/03/07, (10-10)           |
|                                | 1.000, James Florence vs. UNF, 2/9/09, (10-10)          |
|                                | 1.000, Daniel Coursey vs. Tennessee St., 3/13/12, (8-8) |
| Most rebounds                  | 19, Daniel Emerson vs. Piedmont College, 11/14/08       |
| Most assists                   | 14, Damitrius Coleman vs. Jacksonville, 2/27/05         |
| Most steals                    | 7, Damitrius Coleman vs. Savannah State, 2/08/05        |
|                                | 7, Jarett Mathis, Albany State, 11/20/04                |
|                                | 7, Andre Morgan, Kennesaw St., 12/02/06                 |
| Most blocked shots             | 9, Calvin Henry vs. FGCU, 1/16/09                       |

## Mercer Individual Records

|                                |  |
|--------------------------------|--|
| Most points                    | 39, James Florence vs. Jacksonville, 2/16/07             |
| Field goals made               | 13, James Florence vs. Stetson, 1/18/09                  |
|                                | 13, James Florence vs. Lipscomb 2/20/09                  |
| Field goals attempted          | 26, James Florence vs. Stetson, 2/16/08                  |
| Field goal percentage (8 made) | .889, Brian Pfohl vs. VMI, 2/25/05, (8-9)                |
|                                | .889, Bud Thomas vs. Reinhardt, 11/13/13, (8-of-9)       |
| 3-point field goals made       | 8, Langston Hall vs. Northern Kentucky, 2/16/14          |
|                                | 8, EJ Kusnyer vs. Piedmont, 12/10/09                     |
| 3-point field goals attempted  | 16, James Florence vs. Stetson, 2/16/08                  |
| 3-point FG percentage (6 made) | .875, Jeff Smith vs. Stetson, 1/30/10                    |
| Free throws made               | 15, Mark Hall vs. Loyola Marymount, 11/24/07             |
| Free throws attempted          | 18, Wesley Duke vs. Fla. Atlantic, 1/03/05               |
| Free throw percentage (6 made) | 1.000, Langston Hall vs. ETSU, 1/6/14 (10-10)            |
|                                | 1.000, Langston Hall vs. North Florida, 2/27/14 (8-8)    |
|                                | 1.000, Travis Smith, vs. USC Upstate, 1/19/13 (8-8)      |
|                                | 1.000, James Florence vs. UNF, 2/9/09, (10-10)           |
|                                | 1.000, Daniel Coursey vs. Tennessee State, 3/13/12 (8-8) |
| Most rebounds                  | 19, Daniel Emerson vs. Piedmont College, 11/14/08        |
| Most assists                   | 14, Damitrius Coleman vs. Jacksonville, 2/27/05          |
| Most steals                    | 7, Damitrius Coleman vs. Savannah State, 2/08/05         |
| Most blocked shots             | 9, Calvin Henry vs. FGCU, 1/16/09                        |

## Team Records

|                                 |   |
|---------------------------------|---|
| Most points                     | Mercer, 110, vs. Fisk, 11/18/09             |
| Margin of victory               | Mercer, 55, vs. Fisk, 11/18/09              |
| Field goals made                | 42, Florida Atlantic, 1/03/05               |
| Field goals attempted           | 88, Ga. Southern, 11/29/04                  |
| Field goal percentage (20 made) | .639, Jacksonville, 1/23/12                 |
| 3-point field goals made        | 22, Troy, 1/31/05                           |
| 3-point field goals attempted   | 46, Troy, 1/31/05                           |
| 3-point FG percentage (10 made) | Mercer, .667, vs. Campbell, 2/25/06 (10-15) |
| Free throws made                | Mercer, 35, vs. Loyola Marymount, 11/24/07  |
| Free throws attempted           | Mercer, 46, vs. Loyola Marymount, 11/24/07  |
|                                 | Mercer, 46, vs. Campbell, 2/02/09           |
| Free throw percentage (10 made) | .917, Kennesaw State, 1/19/06 (11-12)       |
|                                 | .917, Savannah State, 1/24/07 (11-12)       |
| Most rebounds                   | Mercer, 58, vs. Florida Atlantic, 1/03/05   |
| Most assists                    | 26, Alabama, 11/13/07                       |
| Most steals                     | Mercer, 20, vs. Savannah State; 2/08/05     |
| Most blocked shots              | 13, FSU, 11/21/09                           |

## Mercer Team Bests

|                                 |  |
|---------------------------------|--|
| Most points                     | 110, vs. Fisk, 11/18/09                      |
| Field goals made                | 38, vs. VMI, 1/02/08                         |
|                                 | 38, vs. Savannah State, 2/08/05              |
| Field goals attempted           | 83, vs. Fla. Atlantic, 1/03/05               |
| Field goal percentage (20 made) | .639, Jacksonville (23-36), 1/23/12          |
| 3-point field goals made        | 14, vs. Stetson, 1/30/10                     |
|                                 | 14, vs. USC Upstate, 3/8/13                  |
| 3-point field goals attempted   | 32, vs. USC Upstate, 3/8/13                  |
| 3-point FG percentage (10 made) | 667, vs. Campbell, 2/25/06, (10-15)          |
| Free throws made                | 35, vs. Loyola Marymount, 11/24/07           |
| Free throws attempted           | 46, vs. Loyola Marymount, 11/24/07           |
| Free throw percentage (10 made) | .889, vs. Florida Gulf Coast, 1/2/13 (16-18) |
| Most rebounds                   | 58, (2x), vs. Fisk, 11/18/09                 |
| Most assists                    | 25, vs. VMI, 1/02/08                         |
| Most steals                     | 20, vs. Savannah State, 2/08/05              |
| Most blocked shots              | 12, vs. FGCU, 1/16/09                        |

## Top Mercer Scoring Performances

|    |                |          |
|----|----------------|----------|
| 39 | James Florence | 2/16/07  |
| 34 | James Florence | 2/20/09  |
| 34 | Jacob Skogen   | 11/29/04 |
| 33 | James Florence | 2/16/08  |
| 33 | James Florence | 1/15/07  |
| 32 | James Florence | 12/3/09  |
| 32 | James Florence | 1/18/09  |
| 30 | James Florence | 2/22/09  |
| 30 | Shaddean Aaron | 1/02/08  |
| 30 | Mark Hall      | 11/24/07 |
| 30 | Jacob Skogen   | 1/31/05  |
| 30 | James Odoms    | 1/03/05  |

## Top Mercer Rebounding Games

|    |                |          |
|----|----------------|----------|
| 19 | Daniel Emerson | 11/14/08 |
| 18 | Daniel Emerson | 2/18/10  |
| 16 | Daniel Emerson | 1/27/10  |
| 16 | Calvin Henry   | 1/10/08  |
| 16 | Daniel Emerson | 11/18/09 |
| 15 | Daniel Emerson | 1/16/09  |
| 15 | Daniel Emerson | 1/29/09  |
| 15 | Sam Dolan      | 11/18/06 |
| 15 | Daniel Emerson | 2/1/10   |
| 15 | Daniel Emerson | 2/8/10   |
| 14 | Brian Mills    | 1/30/10  |
| 14 | D. Coleman     | 2/27/05  |
| 14 | Wesley Duke    | 1/13/05  |
| 14 | Daniel Emerson | 2/09/09  |
| 14 | Daniel Emerson | 12/5/09  |

## Top Hawkins Arena Attendance Marks

|     |       |                        |          |
|-----|-------|------------------------|----------|
| T1. | 3,500 | vs. Yale               | 11/23/13 |
| T1. | 3,500 | vs. Florida Gulf Coast | 1/23/14  |
| T3. | 3,527 | vs. Northern Kentucky  | 2/23/13  |
| T3. | 3,527 | vs. Lipscomb           | 3/2/13   |
| T3. | 3,527 | vs. USC Upstate        | 3/8/13   |
| T6. | 3,497 | vs. Sewanee            | 11/10/12 |
| T6. | 3,497 | vs. Belmont            | 2/25/12  |
| T6. | 3,497 | vs. Florida Gulf Coast | 3/2/12   |
| 9.  | 3,494 | vs. Florida Gulf Coast | 3/9/13   |
| 10. | 3,304 | vs. Georgia Tech       | 11/22/08 |

## Top Opponent Scoring Games

|    |                    |          |
|----|--------------------|----------|
| 35 | Fuquan Edwin (SHU) | 11/16/13 |
| 31 | J. Hare (Bel)      | 1/28/08  |
| 31 | J. Burgason (LU)   | 12/3/09  |
| 29 | R. Williams (VMI)  | 1/02/08  |
| 29 | M. Bell (FAU)      | 1/03/05  |
| 29 | S. Cooley (ETSU)   | 1/9/10   |
| 28 | R. Hendrix (Ala.)  | 11/13/07 |
| 28 | B. Dixon (Troy)    | 1/31/05  |
| 28 | B. Smith (JU)      | 2/16/07  |
| 27 | B. Herndon (Bel)   | 2/02/08  |
| 27 | G. Lawal (GT)      | 11/22/08 |
| 27 | G. Blair (Stet)    | 1/18/09  |

## Top Opponent Rebounding Games

|    |                    |          |
|----|--------------------|----------|
| 18 | S. Stegall (KSU)   | 2/29/08  |
| 17 | L. Graham (GSU)    | 11/27/06 |
| 15 | S. Stegall (KSU)   | 12/02/06 |
| 15 | M. Bell (FAU)      | 1/03/05  |
| 15 | S. Reddick (SSU)   | 2/08/05  |
| 14 | D. Tabb (Ala. A&M) | 12/8/12  |
| 14 | C. Singleton (FSU) | 11/21/09 |
| 14 | R. Hendrix (Ala.)  | 11/13/07 |
| 13 | M. Bell (FAU)      | 2/19/04  |
| 13 | J. Francois (GSU)  | 11/29/04 |
| 13 | B. Herndon (Bel)   | 2/02/06  |

## OPPONENT SERIES RECORDS

|                        |                      |                           |                      |                          |             |
|------------------------|----------------------|---------------------------|----------------------|--------------------------|-------------|
| Abraham Baldwin        | 1-0                  | Cornell                   | 0-1                  | Harvard                  | 0-4         |
| Alabama                | 3-6                  | Covenant                  | 2-0                  | Hardin-Simmons           | 11-13       |
| Alabama A&M            | 1-0                  | Culver-Stockton           | 1-0                  | Hampden-Sydney           | 0-2         |
| Alabama State          | 1-1                  | <b>Dartmouth</b>          | <b>First Meeting</b> | Hawaii                   | 0-2         |
| Albany State           | 1-0                  | Davidson                  | 0-1                  | Hawaii-Hilo              | 1-0         |
| Alcorn State           | 2-0                  | Dayton                    | 0-1                  | Hofstra                  | 1-0         |
| Appalachian State      | 3-0                  | Delaware                  | 2-0                  | Houston                  | 0-1         |
| Arizona State          | 0-1                  | Delta State               | 1-0                  | Houston Baptist          | 9-11        |
| Arkansas               | 0-4                  | Denver                    | 1-1                  | Howard                   | 0-2         |
| Arkansas State         | 4-2                  | Drake                     | 0-1                  | Huntingdon               | 0-2         |
| Arkansas-Little Rock   | 7-18                 | Duke                      | 1-2                  | Idaho State              | 0-1         |
| Armstrong State        | 1-0                  | East Carolina             | 2-2                  | Illinois                 | 0-3         |
| Auburn                 | 16-8                 | <b>East Tennessee St.</b> | <b>7-12</b>          | Illinois-Chicago         | 0-2         |
| Augusta College        | 13-5                 | Elon                      | 2-0                  | Indiana                  | 0-1         |
| Ball State             | 0-2                  | Emory                     | 2-0                  | Indiana State            | 2-1         |
| Baylor                 | 2-1                  | Erskine                   | 0-1                  | Indiana State-Evansville | 1-0         |
| Belmont                | 5-20                 | Evansville                | 2-3                  | Iowa                     | 0-1         |
| Belmont Abbey          | 2-3                  | Fairfield University      | 1-0                  | Iowa State               | 0-4         |
| <b>Bethune-Cookman</b> | <b>5-0</b>           | Fisk                      | 1-0                  | Jacksonville             | 24-30       |
| Birmingham-Southern    | 7-7                  | Flagler                   | 1-0                  | Jacksonville State       | 10-9        |
| Boston College         | 0-1                  | Florida                   | 7-6                  | Johnson & Wales (NC)     | 1-0         |
| Brewton Parker         | 1-1                  | Florida Atlantic          | 10-10                | Kansas State             | 0-1         |
| Brigham Young          | 0-1                  | Florida A&M               | 1-1                  | <b>Kennesaw State</b>    | <b>12-6</b> |
| Bryant                 | 1-0                  | Florida Gulf Coast        | 12-5                 | Kentucky                 | 1-2         |
| Bucknell               | 1-0                  | Florida International     | 8-7                  | LaGrange                 | 16-8        |
| Butler                 | 2-1                  | Florida Presbyterian      | 5-1                  | Lambuth                  | 1-0         |
| Campbell               | 15-13                | Florida Southern          | 29-15                | Lander                   | 1-0         |
| Carson-Newman          | 1-4                  | Florida State             | 9-16                 | Lipscomb                 | 14-12       |
| Catawba                | 0-2                  | Florida Tech              | 4-0                  | Long Beach State         | 0-1         |
| Central Connecticut    | 1-0                  | Ft. Valley State          | 10-1                 | Long Island              | 3-0         |
| Central Florida        | 13-17                | Fredonia State (N.Y.)     | 3-0                  | Louisiana                | 1-1         |
| Central Wesleyan       | 1-0                  | <b>Furman</b>             | <b>6-7</b>           | Louisiana Central        | 1-0         |
| Centre                 | 5-0                  | Gardner-Webb              | 4-7                  | UL-Lafayette             | 4-6         |
| Centenary              | 19-21                | Georgetown                | 0-1                  | UL-Monroe                | 2-7         |
| Charleston Southern    | 8-1                  | Georgetown (Ky.)          | 2-1                  | Louisiana Tech           | 5-5         |
| Chicago State          | 1-0                  | <b>Georgia</b>            | <b>23-54</b>         | Louisville               | 0-1         |
| Christian Brothers     | 0-1                  | Georgia College           | 5-0                  | Loyola of Chicago        | 1-0         |
| <b>Citadel</b>         | <b>8-4</b>           | Georgia Military          | 1-0                  | Loyola Marymount         | 1-1         |
| Clemson                | 4-5                  | George Mason              | 0-1                  | Loyola of New Orleans    | 1-0         |
| Coastal Carolina       | 1-1                  | Georgia Southern          | 40-67                | Louisiana State          | 0-2         |
| College of Charleston  | 9-8                  | Georgia Southwestern      | 4-1                  | Maine                    | 0-1         |
| Colorado               | 0-2                  | Georgia State             | 46-36                | Manhattan                | 1-0         |
| <b>Colorado State</b>  | <b>First Meeting</b> | Georgia Tech              | 16-28                | Marshall                 | 0-1         |
| Columbia               | 1-0                  | Hamlin                    | 0-1                  | Marquette                | 2-0         |

## OPPONENT SERIES RECORDS

|                          |            |                       |                      |                                |              |
|--------------------------|------------|-----------------------|----------------------|--------------------------------|--------------|
| Maryland                 | 0-1        | Oregon                | 0-1                  | Tennessee Tech                 | 5-5          |
| Memphis                  | 0-2        | Oregon State          | 0-1                  | Texas                          | 0-2          |
| Miami                    | 1-2        | Pembroke              | 2-0                  | <b>Texas A&amp;M</b>           | <b>0-1</b>   |
| Michigan State           | 1-0        | Pennsylvania          | 0-1                  | UT-Arlington                   | 1-0          |
| Middle Georgia           | 2-0        | Pfeiffer              | 1-0                  | UT-El Paso                     | 0-1          |
| Middle Tennessee         | 4-6        | <b>Piedmont</b>       | <b>7-1</b>           | UT-Pan American                | 3-1          |
| Millsaps                 | 10-5       | Presbyterian          | 25-16                | Texas Southern                 | 1-0          |
| Minnesota                | 0-3        | Providence            | 0-1                  | Texas State                    | 0-1          |
| Mississippi              | 1-6        | Reinhardt             | 2-0                  | Texas Wesleyan                 | 1-0          |
| Mississippi College      | 8-12       | Rhode Island          | 0-1                  | Toccoa Falls                   | 1-0          |
| Mississippi State        | 1-5        | <b>Rice</b>           | <b>First Meeting</b> | Troy                           | 9-10         |
| Mississippi Valley State | 0-1        | Rider                 | 1-1                  | Tulane                         | 2-4          |
| Missouri                 | 0-4        | Roanoke               | 0-1                  | Tulsa                          | 0-1          |
| Missouri Western         | 2-0        | Rollins               | 29-12                | UCLA                           | 0-1          |
| Morehead State           | 2-2        | <b>St. Andrews</b>    | <b>1-0</b>           | U.S. International             | 1-0          |
| Morris Brown             | 2-0        | St. Bernard           | 2-0                  | Union                          | 1-0          |
| Murray State             | 1-1        | St. Leo               | 3-0                  | Utah State                     | 1-1          |
| Navy                     | 2-0        | St. Louis             | 0-1                  | Valdosta State                 | 2-1          |
| New Haven                | 0-1        | St. Michael's         | 0-1                  | Valparaiso                     | 1-0          |
| New Mexico               | 0-3        | <b>Samford</b>        | <b>59-45</b>         | Vanderbilt                     | 5-9          |
| New Orleans              | 1-1        | Sam Houston State     | 1-0                  | Virginia Commonwealth          | 1-4          |
| Newberry                 | 7-5        | Savannah State        | 8-1                  | Virginia Tech                  | 0-1          |
| Niagra                   | 1-0        | <b>Seton Hall</b>     | <b>1-1</b>           | <b>Virginia Military Inst.</b> | <b>1-1</b>   |
| North Carolina           | 0-7        | Sewanee               | 7-4                  | Wabash                         | 1-1          |
| UNC Asheville            | 4-4        | Shorter               | 3-2                  | Wake Forest                    | 0-2          |
| UNC Charlotte            | 0-2        | South Alabama         | 1-3                  | Weber State                    | 0-1          |
| <b>UNC Greensboro</b>    | <b>4-0</b> | South Carolina        | 3-3                  | West Florida                   | 4-0          |
| UNC Wilmington           | 2-4        | USC-Aiken             | 2-0                  | West Georgia                   | 3-1          |
| North Carolina A&T       | 1-0        | South Carolina St.    | 3-0                  | <b>Western Carolina</b>        | <b>3-4</b>   |
| North Carolina State     | 3-1        | South Dakota State    | 0-1                  | Western Illinois               | 1-0          |
| North Carolina Wesleyan  | 1-0        | USC Upstate           | 12-1                 | Western Kentucky               | 0-1          |
| North Florida            | 13-5       | South Florida         | 2-3                  | Wheaton                        | 0-1          |
| North Georgia            | 20-1       | Southeast Louisiana   | 8-14                 | Wichita State                  | 0-1          |
| Northern Kentucky        | 3-1        | Southern California   | 1-0                  | William & Mary                 | 0-1          |
| Northwestern             | 0-2        | Southern Illinois     | 1-2                  | Winthrop                       | 1-1          |
| Northwestern State       | 4-4        | Southern Miss         | 4-8                  | Wisconsin                      | 0-1          |
| Notre Dame               | 0-2        | Southern Tech         | 6-0                  | UW-LaCrosse                    | 1-0          |
| Oglethorpe               | 32-13      | Spring Hill           | 3-3                  | UW-Milwaukee                   | 1-1          |
| Ohio                     | 1-2        | Stanford              | 1-0                  | <b>Wofford</b>                 | <b>18-20</b> |
| Ohio State               | 0-1        | Stetson               | 56-69                | Xavier                         | 0-1          |
| Oklahoma                 | 0-1        | Tampa                 | 11-13                | Yale                           | 1-0          |
| Oklahoma City            | 1-0        | <b>Tennessee</b>      | <b>3-2</b>           |                                |              |
| Oklahoma State           | 0-2        | Tennessee State       | 1-0                  |                                |              |
| Old Dominion             | 1-0        | <b>UT-Chattanooga</b> | <b>34-35</b>         |                                |              |

2014-15 Opponents in **Bold**

# YEAR-BY-YEAR RESULTS

## 1906-07

\* No Records available for this season

## 1907-08

\* No Records available for this season

## 1908-09 (1-6)

Head Coach: C.C. McClure

\* No Records available for this season

## 1909-10 (3-5)

Head Coach: Homes Maxon

\* No Records available for this season

## 1910-11 (8-5)

Head Coach: C.C. "Doc" Stroud

|                    |   |       |
|--------------------|---|-------|
| Atl. Athletic Club | L | 8-49  |
| Fifth Regiment     | W | 46-16 |
| Savannah           | W | 35-16 |
| Jacksonville       | L | 15-23 |
| Thomasville        | W | 18-14 |
| Dawson             | W | 42-10 |
| Columbus           | L | 9-61  |
| Georgia            | W | 28-26 |
| Central Kentucky   | L | 19-42 |
| Augusta            | W | 40-22 |
| Georgia            | W | 27-24 |
| Vanderbilt         | L | 25-26 |
| Macon Amateurs     | W | 71-7  |

\* - Records for this season are incomplete

## 1911-12 (14-4)

Head Coach: C.C. "Doc" Stroud

|                          |   |   |        |
|--------------------------|---|---|--------|
| Grant Park Athletic Club | H | W | 45--11 |
| Atl. Athletic Club       | A | W | 24-23  |
| Americus YMCA            | A | W | 40-19  |
| Dawson                   | A | W | 16-11  |
| Jacksonville YMCA        | A | W | 24-18  |
| Orlando                  | A | W | 33-24  |
| Orlando                  | A | W | 29-17  |
| Tampa YMCA               | A | W | 59-9   |
| St. Petersburg           | A | W | 45-21  |
| Southern College         | A | W | 70-20  |
| Auburn                   | H | W | 30-19  |
| Auburn                   | A | W | 23-20  |
| Mobile                   | H | L | 21-26  |
| Athens YMCA              | A | L | 27-40  |
| Athens YMCA              | H | W | 30-18  |
| Columbus YMCA            | A | L | 24-5   |
| Columbus YMCA            | H | L | 23-47  |
| All Stars Atlanta        | H | W | 51-10  |

\* - Records for this season are incomplete

## 1912-13 (5-6)

Head Coach: C.C. "Doc" Stroud

|                    |   |   |       |
|--------------------|---|---|-------|
| Cumberland         | H | W | 22-17 |
| Atlanta Yarnas     | H | W | 53-30 |
| Jan. 18 Auburn     | A | L | 31-33 |
| Tennessee          | H | W | 24-18 |
| Columbus           | A | L | 27-90 |
| Atl. Athletic Club | A | L | 40-47 |
| Mississippi A&M    | A | L | 10-28 |
| Mississippi A&M    | A | L | 22-29 |
| Georgia Tech       | A | W | 31-25 |
| Georgia Tech       | H | L | 19-23 |
| Mar. 1 Auburn      | H | W | 36-19 |

\* - Records for this season are incomplete

## 1913-14 (4-9)

Head Coach: J.J. Scully

|                 |   |       |
|-----------------|---|-------|
| Macon All Stars | W | 72-15 |
| Fifth Regiment  | W | 39-18 |
| Fifth Regiment  | W | 37-25 |
| Jan. 31 Auburn  | L | 22-25 |
| Columbus        | L | 27-64 |
| Georgia Tech    | L | 20-30 |
| Georgia Tech    | L | 22-31 |
| Atlanta A.C.    | L | 14-41 |
| Feb. 21 Auburn  | W | 65-13 |

\* - Records for this season are incomplete

## 1914-15 (4-9)

Head Coach: J.J. Scully

|                       |   |       |
|-----------------------|---|-------|
| Grant Athletic Club   | W | 23-19 |
| Georgia               | L | 19-36 |
| Georgia               | W | 26-25 |
| Dawson                | W | 28-10 |
| Atlanta Athletic Club | L | 22-57 |
| Columbus              | L | 20-49 |
| Auburn                | W | 36-14 |
| Columbus              | L | 30-61 |
| Auburn                | W | 32-21 |

\* - Records for this season are incomplete

## 1915-16

\* No Records available for this season

## 1916-17 (3-3)

Head Coach: J.C. Clements

|                     |   |       |
|---------------------|---|-------|
| Oglethorpe          | W | 46-3  |
| Columbia College    | W | 64-13 |
| Grant Athletic Club | W | 40-9  |
| Georgia             | L | 19-51 |
| Georgia             | L | 14-66 |
| Augusta YMCA        | L | 26-30 |

\* - Records for this season are incomplete

## 1917-18 (4-4)

Head Coach: Charles Morgan

|                |   |       |
|----------------|---|-------|
| Infantry       | W | 59-15 |
| Macon YMCA     | W | 42-28 |
| A.A.C.         | L | 18-47 |
| Georgia        | L | 15-24 |
| G.M.C.         | W | 38-16 |
| Augusta YMCA   | L | 24-32 |
| South Carolina | W | 43-33 |
| Georgia        | L | 9-74  |

\* - Records for this season are incomplete

## 1918-19

\* - No Records available for this season

## 1919-20 (4-5)

Head Coach: J.C. Clements

|                 |   |       |
|-----------------|---|-------|
| Florida         | W | 30-20 |
| Georgia Tech    | L | 26-30 |
| A.A.C.          | L | 13-49 |
| Georgia         | L | 15-30 |
| Howard          | W | 31-23 |
| Stetson         | W | 43-27 |
| Louisiana State | L | 24-33 |
| Georgia Tech    | L | 16-21 |
| Georgia         | W | 33-31 |

\* - Records for this season are incomplete

## 1920-21

|                      |   |   |       |
|----------------------|---|---|-------|
| Jan. 8 Georgia Tech  | A | W | 20-19 |
| Jan. 29 Georgia Tech | H | L | 18-41 |

|            |   |   |       |
|------------|---|---|-------|
| Vanderbilt | H | L | 9-20  |
| Vanderbilt | A | W | 21-13 |

\* - Records for this season are incomplete

## 1921-22 (17-7)

Head Coach: John Cody

|                       |   |       |
|-----------------------|---|-------|
| Macon Volunteers      | W | 33-26 |
| Camp Benning          | L | 20-24 |
| Albany YMCA           | W | 30-18 |
| Jacksonville YMCA     | W | 53-27 |
| Waycross YMCA         | W | 38-18 |
| Savannah YMCA         | W | 56-26 |
| Jan. 7 Georgia Tech   | W | 28-26 |
| Jan. 13 Auburn        | W | 31-7  |
| Clemson               | W | 32-9  |
| Georgia Tech          | L | 35-44 |
| Chattanooga           | L | 18-21 |
| Bryson                | W | 28-11 |
| Vanderbilt            | L | 17-18 |
| Georgia               | W | 27-18 |
| Florida               | W | 27-26 |
| Feb. 2 Auburn         | W | 28-26 |
| Camp Benning          | L | 12-37 |
| Chattanooga           | W | 31-26 |
| Georgia               | L | 24-31 |
| Centre!               | W | 32-17 |
| Feb. 25 Kentucky!     | W | 35-22 |
| Chattanooga!          | W | 25-18 |
| Feb. 26 Georgia Tech! | W | 29-14 |
| North Carolina!       | L | 26-40 |

! SIAA-SIC Tournament

\* - Records for this season are incomplete

## 1922-23 (16-10)

Head Coach: John Cody

|                |   |         |
|----------------|---|---------|
| Macon YMCA     | W | 31-28   |
| Macon YMCA     | W | 35-17   |
| Albany         | L | 26-27   |
| Albany         | L | 25-30   |
| Baylor         | W | 40-39   |
| Wabash         | L | 23-46   |
| Wabash         | W | 25-23   |
| Georgia Tech   | H | W 30-20 |
| Georgia Tech   | A | L 32-33 |
| Alabama        | L | 23-28   |
| A.A.C.         | L | 33-34   |
| Camp Benning   | W | 37-19   |
| Clemson        | W | 17-12   |
| North Carolina | L | 22-33   |
| Takola A.C.    | W | 27-22   |
| Crescent A.C.  | L | 24-29   |
| Pennsylvania   | L | 19-33   |
| Vanderbilt     | W | 32-29   |
| Vanderbilt     | L | 35-37   |
| Georgia        | W | 31-11   |
| Georgia        | L | 28-29   |
| A.A.C.         | W | 27-19   |
| Feb. 27 Auburn | W | 45-16   |
| Newberry       | W | 34-22   |
| Chattanooga    | L | 19-24   |
| Georgia Tech!  | N | W 30-26 |

\* - Records for this season are incomplete

! - SIC Tournament

## 1923-24 (22-6)

Head Coach: M.P. Gilliam

|                  |   |   |       |
|------------------|---|---|-------|
| Albany YMCA      | A | L | 21-28 |
| Spartanburg      | A | W | 27-25 |
| Statesville A.C. | A | W | 29-26 |
| Greensboro Y     | A | W | 31-25 |

# YEAR-BY-YEAR RESULTS

|         |                      |     |       |
|---------|----------------------|-----|-------|
|         | Richmond Blues       | A W | 28-25 |
|         | N.C. State           | A W | 38-17 |
|         | Trinity              | A L | 25-29 |
|         | North Carolina       | A L | 23-35 |
| Jan. 18 | Georgia Tech         | A W | 30-26 |
| Jan. 19 | Georgia Tech         | A W | 36-20 |
|         | Vanderbilt           | A L | 11-23 |
|         | Chattanooga          | A L | 27-30 |
|         | Tennessee            | A W | 28-27 |
|         | Albany YMCA          | H L | 24-29 |
|         | Baylor               | H W | 22-16 |
|         | Chattanooga          | H W | 37-22 |
|         | Georgia Tech         | H W | 36-20 |
|         | B'ham Southern       | H W | 38-20 |
|         | N.C. State           | H W | 32-23 |
|         | Mississippi A&M      | H W | 24-22 |
|         | Trinity              | H W | 31-19 |
|         | Florida              | H W | 34-20 |
|         | Howard               | H W | 32-16 |
|         | Georgia              | H W | 34-20 |
|         | Georgia              | H W | 36-19 |
|         | Millsaps!            | W   | 21-18 |
|         | Louisiana College!   | W   | 39-23 |
|         | Mississippi College! | W   | 27-21 |
|         | Centre!              | W   | 32-20 |

! SIAA Tournament

\* - Records for this season are incomplete

## 1924-25 (14-6)

Head Coach: M.P. Gilliam

|  |            |     |       |
|--|------------|-----|-------|
|  | Vanderbilt | A W | 31-30 |
|--|------------|-----|-------|

\* - Records for this season are incomplete

## 1925-26 (16-8)

Head Coach: John M. King

|  |            |     |       |
|--|------------|-----|-------|
|  | Vanderbilt | A L | 18-22 |
|--|------------|-----|-------|

\* - Records for this season are incomplete

## 1926-27 (11-8)

Head Coach: Bernie Moore

|  |            |     |       |
|--|------------|-----|-------|
|  | Vanderbilt | A L | 33-36 |
|--|------------|-----|-------|

\* - Records for this season are incomplete

## 1927-28 (13-3)

Head Coach: Bernie Moore

|  |            |     |       |
|--|------------|-----|-------|
|  | Vanderbilt | A W | 38-31 |
|--|------------|-----|-------|

\* - Records for this season are incomplete

## 1928-29 (20-5)

Head Coach: Oscar Long

|  |            |     |       |
|--|------------|-----|-------|
|  | Vanderbilt | A W | 60-40 |
|--|------------|-----|-------|

\* - Records for this season are incomplete

## 1929-30 (10-4)

Head Coach: Lake Russell

|         |                     |     |       |
|---------|---------------------|-----|-------|
| Jan. 8  | Citadel             | H W | 53-35 |
| Jan. 11 | Albany YMCA         | H W | 41-35 |
|         | Albany YMCA         | A W | 47-41 |
|         | Mississippi College | H L | 35-48 |
|         | Mississippi College | H W | 41-35 |
|         | B'ham Southern      | H L | 37-44 |
|         | B'ham Southern      | H W | 51-38 |
|         | Oglethorpe          | A W | 53-47 |
|         | Oglethorpe          | H W | 57-32 |
| Feb. 11 | Chattanooga         | H W | 73-22 |
| Feb. 12 | Chattanooga         | H W | 38-30 |
| Feb. 13 | Chattanooga         | H W | 47-22 |
| Feb. 20 | Georgia             | A L | 27-41 |
|         | ! SW Louisiana      | N L | 39-41 |

! SIAA Tournament

\* - Records for this season are incomplete

## 1930-31 (11-4)

Head Coach: C. "Smokey" Harper

|         |                |     |       |
|---------|----------------|-----|-------|
| Jan. 8  | J.P.C.         | H W | 41-36 |
| Jan. 9  | Atlanta YMCA   | H W | 40-29 |
|         | Chattanooga    | H L | 20-21 |
|         | Stetson        | H W | 28-22 |
|         | Stetson        | H W | 35-25 |
|         | Atlanta YMCA   | A W | 40-35 |
|         | J.P.C.         | A W | 38-24 |
| Jan. 26 | Howard         | N W | 48-35 |
|         | Howard         | N W | 29-23 |
|         | B'ham Southern | A L | 30-35 |
|         | B'ham Southern | A L | 27-36 |
|         | Howard         | H L | 27-33 |
| Feb. 2  | Howard         | H W | 59-24 |
|         | Erskine        | H W | 43-25 |
|         | Erskine        | H W | 57-16 |

\* - Records for this season are incomplete

## 1931-32 - No team

## 1932-33 (6-7)

Head Coach: Lake Russell

\* - Records for this season are incomplete

## 1933-34 (6-6)

Head Coach: Lake Russell

|  |              |     |       |
|--|--------------|-----|-------|
|  | Chattanooga  | H W | 24-23 |
|  | Stetson      | A L | 23-31 |
|  | Florida      | A L | 24-38 |
|  | Florida      | H L | 39-43 |
|  | Albany YMCA  | A W | 46-29 |
|  | Celtics      | H L | 33-44 |
|  | Chattanooga  | A L | 27-31 |
|  | Sewanee      | A W | 53-13 |
|  | Albany YMCA  | H W | 45-26 |
|  | Atlanta YMCA | H L | 47-53 |
|  | Sewanee      | H W | 52-35 |
|  | C.C.C.       | H W | 29-19 |

\* - Records for this season are incomplete

## 1934-35 (3-14)

Head Coach: Jimmy Slocum

\* - Records for this season are incomplete

## 1935-36 (5-12)

Head Coach: Jimmy Slocum

\* - Records for this season are incomplete

## 1936-37 (4-6)

Head Coach: Lake Russell

|  |                  |   |       |
|--|------------------|---|-------|
|  | Chattanooga      | W | 46-22 |
|  | Georgia Tech     | L | 36-53 |
|  | Albany YMCA      | W | 38-31 |
|  | Celtics          | L | 44-55 |
|  | Georgia          | L | 35-37 |
|  | Georgia Southern | L | 31-36 |
|  | Florida          | L | 32-48 |
|  | Millsaps         | L | 37-39 |
|  | Georgia          | W | 27-25 |
|  | Georgia Southern | W | 34-29 |

\* - Records for this season are incomplete

## 1937-38 (10-4)

Head Coach: Lake Russell

\* - Records for this season are incomplete

## 1938-39 (5-10)

Head Coach: Lake Russell

\* - Records for this season are incomplete

## 1939-40 (6-13)

Head Coach: Jimmy Daugherty

|  |                     |   |       |
|--|---------------------|---|-------|
|  | Wofford             | L | 41-44 |
|  | Georgia             | L | 41-51 |
|  | Chattanooga         | W | 51-41 |
|  | Chattanooga         | L | 36-45 |
|  | Albany Blues        | W | 48-45 |
|  | Spring Hill         | W | 50-34 |
|  | Millsaps            | L | 33-39 |
|  | Atlanta Crackers    | L | 43-46 |
|  | Spring Hill         | L | 40-48 |
|  | Millsaps            | W | 38-32 |
|  | Mississippi College | L | 40-41 |
|  | Howard              | L | 47-65 |
|  | Chattanooga         | L | 29-30 |
|  | Chattanooga         | L | 35-37 |
|  | Newberry            | L | 46-48 |
|  | Wofford             | W | 47-41 |
|  | Millsaps            | L | 40-60 |
|  | Southwestern        | W | 39-35 |
|  | Mississippi College | L | 40-51 |

\* - Records for this season are incomplete

## 1940-44 - No teams

## 1944-45 (16-9)

Head Coach: Cliff Snow

|         |                    |     |       |
|---------|--------------------|-----|-------|
| Nov. 16 | Camp Wheeler       | H W | 38-15 |
| Nov. 21 | Cochran Field      | H L | 23-36 |
| Nov. 24 | Robins Field       | H W | 36-35 |
| Nov. 28 | Camp Wheeler       | H W | 56-18 |
| Nov. 30 | Robins Field       | A L | 27-30 |
| Dec. 8  | Middle Ga. College | A W | 56-36 |
| Dec. 9  | Cochran Field      | A L | 33-43 |
| Dec. 13 | Robins Field       | H W | 48-42 |
| Dec. 15 | Robins Field Post  | A L | 39-48 |
| Dec. 19 | Robins Field Post  | H L | 41-42 |
| Dec. 20 | Camp Wheeler       | H W | 36-18 |
| Jan. 9  | Middle Ga. College | H W | 60-25 |
| Jan. 13 | Auburn             | A W | 41-36 |
| Jan. 15 | Cochran Field      | H L | 25-44 |
| Jan. 22 | Abraham Baldwin    | H W | 49-15 |
| Jan. 26 | Georgia            | A W | 51-36 |
| Jan. 27 | Ga. Pre-Flight     | A L | 55-67 |
| Feb. 2  | Auburn             | H W | 40-34 |
| Feb. 3  | Ga. Pre-Flight     | H L | 46-54 |
| Feb. 7  | Camp Wheeler       | H W | 59-15 |
| Feb. 7  | Camp Wheeler       | H W | 43-25 |
| Feb. 9  | Newberry           | A W | 43-37 |
| Feb. 10 | Presbyterian       | A W | 41-27 |
| Feb. 19 | Georgia            | H L | 40-56 |
| Mar. 6  | ASC Robins Field   | H W | 47-35 |

## 1945-46 - No team

## 1946-47 (16-9)

Head Coach: James Cowan

|         |                  |     |       |
|---------|------------------|-----|-------|
| Dec. 6  | Albany YMCA      | H W | 77-31 |
| Dec. 14 | Chattanooga      | H W | 50-47 |
| Jan. 2  | Albany YMCA      | A W | 46-29 |
| Jan. 7  | North Georgia    | H W | 56-43 |
| Jan. 8  | Auburn           | A W | 55-54 |
| Jan. 10 | North Georgia    | A W | 45-36 |
| Jan. 11 | Piedmont         | A L | 45-49 |
| Jan. 14 | Piedmont         | H W | 54-42 |
| Jan. 16 | Georgia Southern | A W | 71-50 |
| Jan. 18 | Sewanee          | H W | 61-45 |
| Jan. 21 | Samford          | H L | 42-45 |

## YEAR-BY-YEAR RESULTS

|         |                     |   |   |           |
|---------|---------------------|---|---|-----------|
| Jan. 25 | Jacksonville State  | A | W | 58-43     |
| Jan. 26 | Samford             | A | W | 47-44     |
| Jan. 28 | Georgia Southern    | H | W | 75-53     |
| Jan. 30 | Fort Benning        | H | L | 55-65     |
| Feb. 1  | Dublin Navy         | A | L | 48-50(OT) |
| Feb. 5  | Chattanooga         | A | L | 40-46     |
| Feb. 6  | Sewanee             | A | L | 43-44     |
| Feb. 7  | Hendersonville A.S. | A | L | 54-58     |
| Feb. 8  | Presbyterian        | A | W | 68-46     |
| Feb. 11 | Jacksonville State  | H | L | 57-64     |
| Feb. 13 | Fort Benning        | A | L | 62-76     |
| Feb. 15 | Dublin Navy         | H | W | 60-48     |
| Feb. 21 | Auburn              | H | W | 71-47     |
| Feb. 22 | Presbyterian        | H | W | 88-44     |

### 1947-48 (17-5)

*Head Coach: James Cowan*

|         |                    |   |   |       |
|---------|--------------------|---|---|-------|
| Dec. 6  | Samford            | H | W | 59-51 |
| Dec. 8  | Georgia            | A | L | 62-80 |
| Dec. 17 | Chattanooga        | A | W | 97-43 |
| Jan. 8  | Oglethorpe         | H | W | 70-38 |
| Jan. 9  | B'ham-Southern     | A | W | 53-34 |
| Jan. 10 | Samford            | A | W | 55-52 |
| Jan. 13 | Presbyterian       | A | W | 57-44 |
| Jan. 14 | Newberry           | A | W | 86-43 |
| Jan. 20 | Auburn             | A | L | 53-72 |
| Jan. 23 | Florida State      | A | W | 61-48 |
| Jan. 24 | Stetson            | A | W | 54-42 |
| Jan. 30 | Georgia            | H | L | 53-55 |
| Feb. 3  | Florida State      | H | W | 68-43 |
| Feb. 5  | Oglethorpe         | A | W | 75-50 |
| Feb. 13 | Chattanooga        | A | W | 65-61 |
| Feb. 14 | Jacksonville State | A | L | 51-54 |
| Feb. 17 | Auburn             | H | W | 64-46 |
| Feb. 20 | Jacksonville State | H | W | 49-36 |
| Feb. 23 | Stetson            | H | W | 64-35 |
| Feb. 25 | Presbyterian       | H | W | 80-37 |
| Feb. 26 | Newberry           | H | W | 87-43 |
| Mar. 9  | ! Hamline          | N | L | 41-85 |

! - NAIB Tournament, Kansas City, Mo.

### 1948-49 (15-8, 8-2 Dixie - 2nd)

*Head Coach: James Cowan*

|         |                     |   |   |           |
|---------|---------------------|---|---|-----------|
| Dec. 7  | Lambuth             | H | W | 53-43     |
| Dec. 9  | Coll. of Charleston | H | W | 54-47     |
| Dec. 11 | Georgia             | A | L | 59-78     |
| Jan. 5  | Wofford             | H | W | 66-65(OT) |
| Jan. 8  | Samford             | H | L | 53-62     |
| Jan. 14 | Wofford             | A | W | 63-54     |
| Jan. 15 | Coll. of Charleston | A | W | 60-46     |
| Jan. 18 | Florida State       | A | W | 65-56     |
| Jan. 19 | Florida Southern    | A | W | 79-66     |
| Jan. 28 | Florida State       | H | W | 62-59     |
| Jan. 29 | Georgia             | H | L | 51-63     |
| Feb. 1  | Oglethorpe          | H | W | 81-48     |
| Feb. 4  | Presbyterian        | A | L | 59-66     |
| Feb. 5  | Newberry            | A | L | 55-58     |
| Feb. 9  | Oglethorpe          | A | W | 75-57     |
| Feb. 11 | B'ham-Southern      | A | W | 59-56     |
| Feb. 12 | Samford             | A | L | 49-67     |
| Feb. 14 | Florida Southern    | H | W | 68-50     |
| Feb. 18 | Miss. College       | H | W | 95-77     |
| Feb. 19 | B'ham-Southern      | H | L | 47-52     |
| Feb. 22 | Presbyterian        | H | W | 83-62     |
| Feb. 23 | Newberry            | H | W | 69-60     |
| Feb. 28 | ! Florida State     | N | L | 46-52     |

! - Dixie Conference Tournament

### 1949-50 (19-7, 9-1 Dixie - 1st)

*Head Coach: James Cowan*

|        |                  |   |   |       |
|--------|------------------|---|---|-------|
| Dec. 9 | Florida Southern | H | W | 70-53 |
|--------|------------------|---|---|-------|

|         |                    |   |   |        |
|---------|--------------------|---|---|--------|
| Jan. 5  | Wofford            | H | W | 72-64  |
| Jan. 7  | Samford            | H | W | 52-47  |
| Jan. 11 | Georgia            | A | L | 57-63  |
| Jan. 13 | Presbyterian       | A | W | 70-69  |
| Jan. 14 | Wofford            | A | L | 57-62  |
| Jan. 17 | Florida State      | A | L | 45-57  |
| Jan. 18 | Stetson            | A | W | 64-57  |
| Jan. 24 | Oglethorpe         | H | W | 125-54 |
| Jan. 27 | Tampa              | A | L | 72-75  |
| Jan. 28 | Florida Southern   | A | W | 85-66  |
| Feb. 1  | Florida State      | H | W | 69-61  |
| Feb. 3  | Miss. College      | A | W | 75-68  |
| Feb. 4  | Millsaps           | A | W | 81-37  |
| Feb. 7  | Oglethorpe         | A | W | 82-46  |
| Feb. 10 | Samford            | A | W | 52-45  |
| Feb. 11 | Troy State         | A | W | 93-84  |
| Feb. 14 | Tampa              | H | W | 60-58  |
| Feb. 17 | Stetson            | H | W | 62-57  |
| Feb. 18 | Georgia            | H | L | 60-69  |
| Feb. 21 | Presbyterian       | H | W | 87-65  |
| Feb. 24 | Troy State         | H | W | 95-74  |
| Feb. 27 | ! Millsaps         | N | W | 74-37  |
| Feb. 28 | ! Miss. College    | N | W | 80-62  |
| Mar. 1  | ! Florida Southern | N | L | 55-59  |
| Mar. 3  | # Tampa            | A | L | 66-67  |

! - Dixie Conference Tournament - Tallahassee, Fla.  
# - NAIB District 25 Tournament

### 1950-51 (16-9, 5-3 Dixie - 2nd)

*Dixie Conference Tournament Champions*

*Head Coach: James Cowan*

|         |                     |   |   |       |
|---------|---------------------|---|---|-------|
| Dec. 4  | Oglethorpe          | H | W | 75-38 |
| Dec. 9  | Georgia             | A | L | 51-64 |
| Dec. 11 | Florida State       | H | L | 52-55 |
| Jan. 4  | Wofford             | H | W | 69-49 |
| Jan. 6  | Samford             | H | W | 71-60 |
| Jan. 11 | Coll. of Charleston | A | W | 85-52 |
| Jan. 12 | Presbyterian        | A | L | 62-69 |
| Jan. 13 | Wofford             | A | L | 69-74 |
| Jan. 16 | Florida Southern    | H | L | 41-66 |
| Jan. 20 | Ga. Southern        | A | L | 44-69 |
| Jan. 23 | Georgia             | H | L | 58-60 |
| Jan. 26 | Rollins             | A | W | 59-57 |
| Jan. 27 | Florida Southern    | A | W | 53-52 |
| Feb. 2  | Samford             | A | W | 58-56 |
| Feb. 3  | B'ham-Southern      | A | L | 59-71 |
| Feb. 9  | B'ham-Southern      | H | W | 62-53 |
| Feb. 10 | Ga. Southern        | H | W | 61-59 |
| Feb. 13 | Coll. of Charleston | H | W | 75-49 |
| Feb. 16 | Millsaps            | H | W | 87-68 |
| Feb. 17 | Florida State       | A | L | 64-69 |
| Feb. 20 | Presbyterian        | H | W | 75-66 |
| Feb. 22 | Oglethorpe          | A | W | 86-42 |
| Feb. 26 | ! Oglethorpe        | H | W | 74-39 |
| Feb. 27 | ! Florida Southern  | H | W | 72-47 |
| Feb. 28 | ! Florida State     | H | W | 69-65 |

! - Dixie Conference Tournament, Macon, Ga.

### 1951-52 (19-10, 8-0 Dixie - 1st)

*Dixie Conference Champions*

*Dixie Conference Tournament Champions*

*Head Coach: Dan Nymic*

|         |                |   |   |       |
|---------|----------------|---|---|-------|
| Nov. 28 | B'ham-Southern | A | L | 69-76 |
| Nov. 30 | Oglethorpe     | H | W | 90-35 |
| Dec. 3  | Georgia        | H | W | 66-61 |
| Dec. 10 | Piedmont       | H | W | 72-48 |
| Dec. 12 | Fort Jackson   | H | W | 79-57 |
| Jan. 4  | Wofford        | H | W | 77-70 |
| Jan. 5  | Samford        | H | W | 70-55 |
| Jan. 7  | Stetson        | A | L | 59-97 |
| Jan. 8  | Stetson        | A | L | 66-79 |

|         |                    |   |   |        |
|---------|--------------------|---|---|--------|
| Jan. 11 | Presbyterian       | A | L | 57-59  |
| Jan. 12 | Wofford            | A | L | 81-89  |
| Jan. 15 | Ga. Southern       | H | L | 83-101 |
| Jan. 18 | Rollins            | A | W | 61-59  |
| Jan. 19 | Florida Southern   | A | W | 59-53  |
| Jan. 22 | Georgia            | A | W | 63-48  |
| Jan. 24 | Oglethorpe         | A | W | 69-38  |
| Jan. 26 | Florida Southern   | H | W | 73-56  |
| Jan. 29 | Ga. Southern       | A | L | 82-92  |
| Feb. 2  | North Georgia      | H | W | 86-59  |
| Feb. 9  | Samford            | A | W | 84-76  |
| Feb. 11 | Millsaps           | A | W | 94-72  |
| Feb. 12 | Miss. College      | A | W | 63-57  |
| Feb. 16 | Piedmont           | A | W | 96-66  |
| Feb. 19 | Presbyterian       | H | L | 56-61  |
| Feb. 21 | Stetson            | H | L | 60-71  |
| Feb. 22 | Stetson            | H | L | 59-63  |
| Feb. 25 | ! Miss. College    | H | W | 100-64 |
| Feb. 26 | ! Millsaps         | H | W | 63-43  |
| Feb. 27 | ! Florida Southern | H | W | 54-48  |

! - Dixie Conference Tournament, Macon, Ga.

### 1952-53 (21-6, 5-0 Dixie - 1st)

*Dixie Conference Champions*

*Head Coach: Dan Nymic*

|         |                    |   |   |        |
|---------|--------------------|---|---|--------|
| Dec. 4  | Furman             | H | W | 73-64  |
| Dec. 5  | Florida State      | H | W | 76-61  |
| Dec. 9  | Georgia            | A | W | 68-63  |
| Dec. 13 | Florida State      | A | L | 76-77  |
| Jan. 5  | B'ham-Southern     | H | W | 67-53  |
| Jan. 8  | Wofford            | H | W | 68-59  |
| Jan. 10 | Presbyterian       | H | W | 63-55  |
| Jan. 12 | Rollins            | H | W | 93-70  |
| Jan. 16 | Presbyterian       | A | W | 79-76  |
| Jan. 17 | Wofford            | A | W | 85-72  |
| Jan. 24 | Stetson            | A | L | 68-77  |
| Jan. 26 | Rollins            | A | W | 75-68  |
| Jan. 27 | Florida Southern   | A | W | 82-70  |
| Jan. 31 | Ga. Southern       | A | L | 67-74  |
| Feb. 2  | Mississippi        | H | W | 78-40  |
| Feb. 3  | Southwestern       | H | W | 81-49  |
| Feb. 4  | Florida Southern   | H | W | 70-64  |
| Feb. 7  | Samford            | A | W | 85-80  |
| Feb. 11 | Furman             | A | L | 94-114 |
| Feb. 13 | Samford            | H | W | 86-68  |
| Feb. 17 | Ga. Southern       | H | W | 79-61  |
| Feb. 19 | Georgia            | H | W | 74-62  |
| Feb. 21 | Stetson            | H | W | 66-62  |
| Feb. 23 | ! Oglethorpe       | H | W | 65-54  |
| Feb. 24 | ! Florida Southern | H | W | 77-65  |
| Feb. 25 | ! Samford          | H | L | 75-78  |

! - Dixie Conference Tournament, Macon, Ga.

### 1953-54 (19-9, 6-1 Dixie - 2nd)

*Dixie Conference Tournament Champions*

*NAIA District 25 Champions*

*Head Coach: James Cowan*

|         |                  |   |   |       |
|---------|------------------|---|---|-------|
| Dec. 5  | Florida Southern | H | W | 93-73 |
| Dec. 8  | Florida State    | A | L | 70-72 |
| Dec. 10 | Stetson          | H | W | 67-54 |
| Dec. 11 | Furman           | H | W | 89-76 |
| Jan. 7  | Wofford          | H | W | 72-61 |
| Jan. 9  | Samford          | A | W | 76-62 |
| Jan. 11 | Millsaps         | A | W | 67-42 |
| Jan. 12 | Miss. College    | A | L | 70-82 |
| Jan. 15 | North Georgia    | H | W | 96-42 |
| Jan. 18 | Rollins          | H | W | 80-60 |
| Jan. 20 | Ga. Teachers     | A | L | 67-81 |
| Jan. 23 | Wofford          | A | L | 79-81 |
| Jan. 25 | Presbyterian     | A | L | 80-94 |
| Jan. 28 | Ga. Southern     | H | W | 63-48 |

## YEAR-BY-YEAR RESULTS

|         |                    |     |        |
|---------|--------------------|-----|--------|
| Jan. 31 | Florida State      | H W | 70-63  |
| Feb. 2  | Oglethorpe         | H W | 92-43  |
| Feb. 5  | Tampa              | A L | 70-81  |
| Feb. 6  | Florida Southern   | A W | 88-65  |
| Feb. 8  | Rollins            | A L | 57-79  |
| Feb. 11 | Presbyterian       | H W | 67-60  |
| Feb. 13 | Stetson            | A W | 56-54  |
| Feb. 18 | Furman             | A L | 49-93  |
| Feb. 20 | Samford            | H W | 73-66  |
| Feb. 22 | ! Oglethorpe       | H W | 96-49  |
| Feb. 23 | ! Florida Southern | H W | 90-58  |
| Feb. 24 | ! Samford          | H W | 83-51  |
| Feb. 27 | # Rollins          | H W | 88-62  |
| Mar. 8  | \$ Arkansas Tech   | A L | 72-100 |

! - Dixie Conference Tournament, Macon, Ga.

# - NAIA District 25 Championship, Macon, Ga.

\$ - NAIA National Tournament, Kansas City, Mo.

### 1954-55 (8-14)

*Head Coach: James Cowan*

|         |                  |     |        |
|---------|------------------|-----|--------|
| Dec. 6  | Oglethorpe       | A W | 109-53 |
| Dec. 8  | Oglethorpe       | H W | 91-44  |
| Dec. 11 | Georgia          | A L | 75-95  |
| Dec. 16 | Samford          | A L | 81-102 |
| Jan. 6  | Wofford H        | W   | 72-71  |
| Jan. 11 | Florida Southern | H W | 72-35  |
| Jan. 14 | Rollins          | A L | 70-92  |
| Jan. 15 | Stetson          | A L | 82-87  |
| Jan. 17 | Florida Southern | A L | 66-68  |
| Jan. 21 | Presbyterian     | A L | 71-100 |
| Jan. 22 | Wofford          | A L | 81-96  |
| Jan. 26 | Georgia          | H W | 68-66  |
| Jan. 29 | Tampa            | H W | 110-79 |
| Feb. 1  | Ga. Southern     | H L | 63-71  |
| Feb. 4  | Rollins          | H L | 61-66  |
| Feb. 6  | Stetson          | H L | 74-81  |
| Feb. 9  | Presbyterian     | H L | 80-82  |
| Feb. 11 | Spring Hill      | H L | 73-84  |
| Feb. 12 | Samford          | H W | 78-72  |
| Feb. 15 | Ga. Southern     | A L | 62-86  |
| Feb. 19 | Millsaps         | H W | 99-68  |
| Feb. 28 | ! Ga. Southern   | N L | 79-96  |

! - NAIA District 25 Tournament, Tallahassee, Fla.

### 1955-56 (10-12)

*Head Coach: James Cowan*

|         |                   |     |        |
|---------|-------------------|-----|--------|
| Dec. 1  | Oglethorpe        | H W | 107-66 |
| Dec. 7  | Georgia           | A L | 72-75  |
| Dec. 10 | Appalachian State | A W | 89-78  |
| Dec. 15 | Samford           | A L | 65-70  |
| Jan. 5  | Wofford           | H W | 77-70  |
| Jan. 7  | Oglethorpe        | A W | 92-49  |
| Jan. 10 | North Georgia     | A W | 96-67  |
| Jan. 14 | Samford           | H W | 85-74  |
| Jan. 17 | Florida Southern  | H W | 73-55  |
| Jan. 20 | Presbyterian      | A L | 84-108 |
| Jan. 21 | Wofford           | A L | 72-86  |
| Jan. 27 | Rollins           | A L | 72-80  |
| Jan. 28 | Stetson           | A L | 80-93  |
| Jan. 30 | Florida Southern  | A L | 66-74  |
| Feb. 3  | Rollins           | H W | 76-73  |
| Feb. 6  | Stetson           | H W | 90-83  |
| Feb. 8  | Georgia           | H L | 79-91  |
| Feb. 9  | Presbyterian      | H L | 82-90  |
| Feb. 11 | Ga. Southern      | A L | 94-121 |
| Feb. 16 | North Georgia     | H W | 92-63  |
| Feb. 20 | Ga. Southern      | H L | 80-114 |
| Mar. 2  | ! Stetson         | N L | 91-118 |

! - NAIA District 25 Tournament - Statesboro, Ga.

### 1956-57 (8-16)

*Head Coach: James Cowan ('56), Robert Wilder ('57)*

|         |                    |                 |        |
|---------|--------------------|-----------------|--------|
| Dec. 5  | Georgia            | A L             | 77-88  |
| Dec. 8  | Ga. Southern       | A L             | 59-87  |
| Dec. 10 | Lipscomb           | H W             | 82-66  |
| Dec. 14 | Appalachian State  | H W             | 91-78  |
| Dec. 17 | Belmont            | A L             | 58-81  |
| Dec. 18 | Southwestern       | N L             | 82-93  |
| Dec. 19 | Christian Brothers | A L             | 81-83  |
| Jan. 4  | Wofford            | H L             | 85-87  |
| Jan. 9  | Presbyterian       | H W 112-110(OT) |        |
| Jan. 12 | Samford            | H W             | 89-85  |
| Jan. 14 | Ga. Southern       | H L             | 81-89  |
| Jan. 18 | Presbyterian       | A L             | 68-100 |
| Jan. 19 | Wofford            | A L             | 69-103 |
| Jan. 23 | Georgia            | H W             | 91-71  |
| Jan. 26 | North Georgia      | H W             | 64-63  |
| Feb. 1  | Stetson            | H L             | 91-99  |
| Feb. 9  | Samford            | A L             | 77-91  |
| Feb. 11 | Rollins            | H W             | 104-78 |
| Feb. 15 | Rollins            | A W             | 77-64  |
| Feb. 16 | Stetson            | A L             | 72-116 |
| Feb. 18 | Tampa              | A L             | 61-96  |
| Feb. 22 | Tampa              | H L             | 79-82  |
| Feb. 26 | North Georgia      | A L             | 88-108 |
| Mar. 1  | ! Ga. Southern     | A L             | 68-104 |

! - NAIA District 25 Tournament, Statesboro, Ga.

### 1957-58 (13-7)

*Head Coach: Robert Wilder*

|         |                  |     |       |
|---------|------------------|-----|-------|
| Dec. 4  | Oglethorpe       | A W | 63-51 |
| Dec. 9  | Ga. Southern     | H W | 74-68 |
| Jan. 3  | Wofford          | H W | 78-72 |
| Jan. 4  | Belmont          | H W | 83-79 |
| Jan. 7  | Oglethorpe       | H W | 57-53 |
| Jan. 10 | Presbyterian     | H W | 69-60 |
| Jan. 14 | Georgia          | H W | 76-69 |
| Jan. 17 | Presbyterian     | A L | 69-71 |
| Jan. 18 | Wofford          | A L | 77-94 |
| Jan. 21 | Erskine          | H W | 89-78 |
| Jan. 24 | North Georgia    | A W | 83-41 |
| Jan. 25 | Ga. Southern     | A L | 63-66 |
| Feb. 1  | Stetson          | H W | 76-70 |
| Feb. 7  | Rollins          | A L | 64-69 |
| Feb. 8  | Stetson          | A W | 78-76 |
| Feb. 10 | Florida Southern | A W | 81-75 |
| Feb. 14 | Rollins          | H L | 60-72 |
| Feb. 22 | Florida Southern | H W | 99-82 |
| Feb. 25 | Erskine          | A L | 61-84 |
|         | ! Ga. Southern   | A L | 66-75 |

! - NAIA District 25 Tournament, Statesboro, Ga.

### 1958-59 (9-13)

*Head Coach: Robert Wilder*

|         |                  |     |       |
|---------|------------------|-----|-------|
| Dec. 4  | Belmont Abbey    | H L | 68-80 |
| Dec. 6  | North Georgia    | A W | 96-60 |
| Dec. 9  | Presbyterian     | H L | 74-79 |
| Dec. 12 | Florida Southern | H W | 68-64 |
| Dec. 13 | Oglethorpe       | H W | 57-39 |
| Jan. 7  | Ga. Southern     | A L | 63-98 |
| Jan. 10 | Georgia          | H W | 66-62 |
| Jan. 16 | Florida Southern | A W | 92-76 |
| Jan. 17 | Tampa            | A L | 70-74 |
| Jan. 20 | Erskine          | H W | 77-58 |
| Jan. 23 | Delta State      | H W | 77-72 |
| Jan. 24 | Rollins          | H L | 55-56 |
| Jan. 30 | North Georgia    | H W | 79-40 |
| Jan. 31 | Stetson          | H L | 85-91 |
| Feb. 3  | Georgia          | A L | 59-71 |
| Feb. 7  | Presbyterian     | A L | 76-87 |
| Feb. 10 | Ga. Southern     | H W | 82-71 |

|         |                |     |       |
|---------|----------------|-----|-------|
| Feb. 13 | Rollins        | A L | 73-76 |
| Feb. 14 | Stetson        | A L | 57-75 |
| Feb. 23 | Oglethorpe     | A L | 61-67 |
| Feb. 24 | Erskine        | A L | 71-75 |
| Feb. 27 | ! Ga. Southern | H L | 66-80 |

! - NAIA District 25 Tournament, Macon, Ga.

### 1959-60 (9-14)

*Head Coach: Robert Wilder*

|         |                  |     |           |
|---------|------------------|-----|-----------|
| Dec. 2  | Catawba          | H L | 41-45     |
| Dec. 4  | Presbyterian     | A W | 73-68     |
| Dec. 5  | Belmont Abbey    | A L | 63-77     |
| Dec. 12 | North Georgia    | A W | 89-72     |
| Dec. 17 | Wheaton          | A L | 63-72     |
| Dec. 18 | Sewanee          | A L | 64-70     |
| Jan. 11 | Stetson          | H W | 90-81     |
| Jan. 15 | Rollins          | A L | 61-62     |
| Jan. 16 | Stetson          | A L | 55-102    |
| Jan. 18 | Florida Southern | A L | 77-83     |
| Jan. 23 | Georgia Southern | A L | 72-100    |
| Jan. 27 | Valdosta State   | A L | 65-69(OT) |
| Jan. 29 | North Georgia    | H W | 79-66     |
| Jan. 30 | Wofford          | H W | 65-64     |
| Feb. 2  | Georgia Southern | H L | 78-98     |
| Feb. 4  | Erskine          | A L | 68-84     |
| Feb. 5  | Rollins          | H W | 72-63     |
| Feb. 10 | Presbyterian     | H W | 79-77     |
| Feb. 12 | Newberry         | A L | 95-112    |
| Feb. 13 | Wofford          | A L | 62-92     |
| Feb. 15 | Valdosta State   | H W | 92-58     |
| Feb. 16 | Erskine          | H W | 74-60     |
| Feb. 20 | Newberry         | H L | 64-83     |

### 1960-61 (7-16)

*Head Coach: Robert Wilder*

|         |                  |     |           |
|---------|------------------|-----|-----------|
| Dec. 1  | Florida Southern | A L | 56-69     |
| Dec. 3  | North Georgia    | A W | 87-56     |
| Dec. 10 | Tampa            | H W | 85-82     |
| Jan. 4  | Georgia          | H L | 74-87     |
| Jan. 11 | Erskine          | H L | 66-71     |
| Jan. 13 | Rollins          | A W | 88-64     |
| Jan. 14 | Stetson          | A L | 58-79     |
| Jan. 16 | Chattanooga      | H L | 70-83     |
| Jan. 18 | Presbyterian     | A L | 54-61     |
| Jan. 21 | Southern Miss    | H L | 47-61     |
| Jan. 25 | Georgia          | A L | 46-66     |
| Jan. 27 | Spring Hill      | A L | 79-83     |
| Jan. 28 | Southern Miss    | A L | 55-96     |
| Jan. 31 | Georgia Southern | H W | 74-72(OT) |
| Feb. 4  | Rollins          | H L | 70-71     |
| Feb. 6  | Stetson          | H L | 59-88     |
| Feb. 9  | Presbyterian     | H W | 80-73     |
| Feb. 11 | Spring Hill      | H W | 94-90(OT) |
| Feb. 13 | Erskine          | A L | 70-84     |
| Feb. 15 | Georgia Southern | A L | 63-71     |
| Feb. 18 | Florida Southern | H W | 70-61     |
| Feb. 21 | Chattanooga      | A L | 79-93     |
| Feb. 24 | ! Stetson        | N L | 80-83     |

! - NAIA District 25 Tournament, Oglethorpe

### 1961-62 (12-12)

*Head Coach: Robert Wilder*

|         |                  |     |           |
|---------|------------------|-----|-----------|
| Dec. 1  | LaGrange         | H W | 62-54     |
| Dec. 5  | North Georgia    | A W | 100-56    |
| Dec. 9  | Chattanooga      | A W | 68-65     |
| Jan. 4  | Presbyterian     | A W | 70-68(OT) |
| Jan. 6  | LaGrange         | A W | 68-61     |
| Jan. 8  | Stetson          | H L | 57-71     |
| Jan. 11 | Erskine          | A L | 55-73     |
| Jan. 13 | Tampa            | H L | 77-91     |
| Jan. 15 | Florida Southern | H W | 77-71     |

## YEAR-BY-YEAR RESULTS

|         |                  |     |       |
|---------|------------------|-----|-------|
| Jan. 19 | Tampa            | A L | 64-76 |
| Jan. 20 | Stetson          | A L | 64-80 |
| Jan. 22 | Rollins          | H W | 75-66 |
| Jan. 25 | Georgia Southern | A L | 61-63 |
| Jan. 27 | Erskine          | H W | 79-71 |
| Jan. 31 | Wofford          | H L | 81-84 |
| Feb. 2  | North Georgia    | H W | 87-63 |
| Feb. 3  | Chattanooga      | H L | 61-64 |
| Feb. 5  | Georgia          | A L | 64-75 |
| Feb. 8  | Florida Southern | A W | 82-72 |
| Feb. 9  | Rollins          | A W | 90-83 |
| Feb. 14 | Wofford          | A L | 70-75 |
| Feb. 17 | Presbyterian     | H W | 68-56 |
| Feb. 19 | Georgia Southern | H L | 63-67 |
| Feb. 22 | Georgia          | H L | 72-85 |

### 1962-63 (12-12)

|                                  |                  |     |       |
|----------------------------------|------------------|-----|-------|
| <i>Head Coach: Robert Wilder</i> |                  |     |       |
| Nov. 30                          | Rollins          | H W | 90-72 |
| Dec. 1                           | Florida Southern | H W | 95-67 |
| Dec. 7                           | LaGrange         | H W | 50-38 |
| Dec. 8                           | Erskine          | A L | 58-68 |
| Dec. 28                          | Pfeiffer         | A W | 60-49 |
| Dec. 29                          | Catawba          | A L | 52-64 |
| Jan. 5                           | Wofford          | A L | 69-74 |
| Jan. 7                           | Stetson          | H W | 73-65 |
| Jan. 9                           | Florida Southern | H W | 64-56 |
| Jan. 12                          | Chattanooga      | A L | 53-73 |
| Jan. 15                          | LaGrange         | A L | 64-83 |
| Jan. 17                          | Presbyterian     | H W | 66-53 |
| Jan. 19                          | Georgia Southern | A W | 79-63 |
| Jan. 24                          | Tampa            | H L | 45-53 |
| Jan. 26                          | Rollins          | H W | 80-54 |
| Jan. 29                          | Wofford          | H W | 92-81 |
| Feb. 2                           | Chattanooga      | H L | 52-57 |
| Feb. 7                           | Stetson          | A L | 59-72 |
| Feb. 9                           | Florida Southern | A L | 67-80 |
| Feb. 12                          | Georgia Southern | H L | 64-95 |
| Feb. 16                          | Presbyterian     | A L | 50-66 |
| Feb. 18                          | Erskine          | H W | 45-44 |
| Feb. 21                          | Rollins          | A W | 81-63 |
| Feb. 23                          | Tampa            | A L | 62-71 |

### 1963-64 (10-14)

|                                  |                  |     |            |
|----------------------------------|------------------|-----|------------|
| <i>Head Coach: Robert Wilder</i> |                  |     |            |
| Dec. 3                           | Erskine          | H L | 55-68      |
| Dec. 6                           | Jacksonville     | A L | 52-67      |
| Dec. 14                          | N.C. State       | A L | 48-73      |
| Dec. 18                          | Pembroke         | A W | 86-79      |
| Dec. 19                          | St. Michael's    | A L | 69-91      |
| Jan. 2                           | Presbyterian     | H W | 85-43      |
| Jan. 4                           | LaGrange         | H L | 79-80 (OT) |
| Jan. 10                          | Presbyterian     | A L | 41-66      |
| Jan. 11                          | Wofford          | A L | 74-81      |
| Jan. 13                          | Stetson          | H W | 72-62      |
| Jan. 17                          | Jacksonville     | H W | 89-76      |
| Jan. 18                          | Georgia Southern | A L | 67-107     |
| Jan. 24                          | Rollins          | A W | 72-70      |
| Jan. 25                          | Tampa            | A W | 76-71      |
| Jan. 28                          | Wofford          | H L | 77-78      |
| Jan. 31                          | Rollins          | H W | 97-83      |
| Feb. 4                           | Georgia State    | H W | 100-67     |
| Feb. 7                           | Stetson          | A L | 70-89      |
| Feb. 8                           | Florida Southern | A L | 93-115     |
| Feb. 13                          | Georgia Southern | H L | 78-102     |
| Feb. 15                          | LaGrange         | H L | 68-83      |
| Feb. 19                          | Erskine          | A L | 48-71      |
| Feb. 22                          | Tampa            | H W | 95-79      |
| Feb. 24                          | Florida Southern | H W | 71-62      |

### 1964-65 (12-12)

|                                  |                   |     |             |
|----------------------------------|-------------------|-----|-------------|
| <i>Head Coach: Robert Wilder</i> |                   |     |             |
| Dec. 1                           | Jacksonville      | H L | 71-73       |
| Dec. 5                           | LaGrange          | H W | 90-82       |
| Dec. 14                          | Wofford           | A L | 87-115      |
| Dec. 16                          | Georgetown Coll.  | A L | 77-85       |
| Dec. 17                          | Wilmington        | A L | 76-83       |
| Jan. 1                           | Shorter           | A L | 73-78 (20T) |
| Jan. 2                           | Huntingdon        | A L | 75-100      |
| Jan. 6                           | LaGrange          | A L | 61-64       |
| Jan. 9                           | Jacksonville      | A W | 82-77       |
| Jan. 11                          | Stetson           | H W | 81-77       |
| Jan. 14                          | Georgia Southern  | A L | 71-84       |
| Jan. 21                          | Georgia State     | A W | 78-66       |
| Jan. 23                          | Fla. Presbyterian | H W | 83-68       |
| Jan. 25                          | Carson-Newman     | H L | 80-89       |
| Jan. 27                          | Wofford           | H W | 102-94      |
| Jan. 30                          | Rollins           | H W | 111-83      |
| Feb. 3                           | Tampa             | H W | 91-89       |
| Feb. 6                           | Georgia State     | H W | 87-73       |
| Feb. 12                          | Stetson           | A L | 72-78       |
| Feb. 13                          | Rollins           | A W | 88-75       |
| Feb. 20                          | Florida Southern  | H W | 83-68       |
| Feb. 24                          | Georgia Southern  | H L | 73-81       |
| Feb. 27                          | Tampa             | A W | 76-75       |
| Mar. 1                           | Florida Southern  | A L | 70-86       |

### 1965-66 (13-10)

|                                  |                   |     |        |
|----------------------------------|-------------------|-----|--------|
| <i>Head Coach: Robert Wilder</i> |                   |     |        |
| Dec. 1                           | West Georgia      | H W | 106-60 |
| Dec. 4                           | Stetson           | H W | 70-65  |
| Dec. 6                           | LaGrange          | A W | 60-57  |
| Dec. 9                           | Shorter           | H L | 65-69  |
| Jan. 7                           | Athens College    | N L | 75-117 |
| Jan. 8                           | Kentucky Southern | N W | 86-61  |
| Jan. 12                          | Wofford           | H W | 75-66  |
| Jan. 15                          | Carson-Newman     | A L | 53-72  |
| Jan. 21                          | Rollins           | A W | 87-66  |
| Jan. 22                          | Florida Southern  | A L | 56-78  |
| Jan. 25                          | Georgia State     | H W | 84-53  |
| Jan. 29                          | Georgia Southern  | A L | 74-83  |
| Jan. 31                          | Wofford           | A L | 73-92  |
| Feb. 2                           | Rollins           | H W | 74-59  |
| Feb. 5                           | Jacksonville      | A L | 79-87  |
| Feb. 8                           | LaGrange          | H W | 82-73  |
| Feb. 11                          | Tampa             | A W | 83-75  |
| Feb. 12                          | Stetson           | A L | 60-71  |
| Feb. 15                          | Tampa             | H W | 79-70  |
| Feb. 19                          | Georgia State     | A W | 108-65 |
| Feb. 22                          | Shorter           | A W | 72-64  |
| Feb. 24                          | Georgia Southern  | H L | 79-97  |
| Feb. 28                          | Jacksonville      | H L | 61-87  |

### 1966-67 (15-6)

|                                  |                   |     |        |
|----------------------------------|-------------------|-----|--------|
| <i>Head Coach: Robert Wilder</i> |                   |     |        |
| Dec. 1                           | West Georgia      | A W | 99-67  |
| Dec. 3                           | Fla. Presbyterian | H W | 94-75  |
| Dec. 7                           | LaGrange          | A W | 71-67  |
| Jan. 7                           | Stetson           | H W | 76-71  |
| Jan. 9                           | Florida Southern  | H W | 81-69  |
| Jan. 14                          | Wilmington        | H W | 93-70  |
| Jan. 16                          | Georgia State     | A W | 97-70  |
| Jan. 18                          | Georgia Southern  | A L | 96-105 |
| Jan. 21                          | Rollins           | H W | 83-70  |
| Jan. 23                          | Ga. Southwestern  | H W | 96-61  |
| Jan. 28                          | Tampa             | A L | 79-93  |
| Jan. 30                          | Georgia Tech      | A L | 57-91  |
| Feb. 1                           | Tampa             | H W | 74-73  |
| Feb. 4                           | Samford           | H L | 73-80  |
| Feb. 8                           | LaGrange          | H W | 61-54  |
| Feb. 10                          | Jacksonville      | A L | 65-71  |

|         |                  |     |        |
|---------|------------------|-----|--------|
| Feb. 13 | Georgia State    | H W | 100-86 |
| Feb. 17 | Rollins          | A W | 70-67  |
| Feb. 18 | Stetson          | A W | 73-68  |
| Feb. 22 | Georgia Southern | H W | 93-74  |
| Feb. 25 | Jacksonville     | H L | 89-93  |

### 1967-68 (9-14)

|                                  |                   |     |            |
|----------------------------------|-------------------|-----|------------|
| <i>Head Coach: Robert Wilder</i> |                   |     |            |
| Dec. 1                           | Hampden-Sydney    | A L | 83-88      |
| Dec. 2                           | Florida Southern  | A L | 86-90 (OT) |
| Dec. 6                           | LaGrange          | H W | 65-53      |
| Dec. 14                          | Jacksonville      | A L | 64-85      |
| Jan. 5                           | Huntingdon        | H L | 90-94      |
| Jan. 6                           | B'ham-Southern    | H W | 98-81      |
| Jan. 10                          | Georgia Southern  | A L | 86-90      |
| Jan. 16                          | LaGrange          | A L | 76-82      |
| Jan. 18                          | Carson-Newman     | H L | 80-86      |
| Jan. 20                          | Oglethorpe        | H L | 66-79      |
| Jan. 23                          | Georgia Southern  | H W | 69-67      |
| Jan. 26                          | Fla. Presbyterian | A L | 78-90      |
| Jan. 27                          | Tampa             | A W | 80-79      |
| Jan. 30                          | Georgia State     | H W | 82-57      |
| Feb. 1                           | Oglethorpe        | A L | 73-79      |
| Feb. 3                           | Samford           | A L | 74-87      |
| Feb. 7                           | Rollins           | H W | 73-70      |
| Feb. 10                          | Steson            | H W | 76-68      |
| Feb. 12                          | Georgia State     | A W | 105-79     |
| Feb. 16                          | Rollins           | A W | 87-73      |
| Feb. 17                          | Stetson           | A L | 62-83      |
| Feb. 20                          | Tampa             | H W | 65-61      |
| Feb. 23                          | Jacksonville      | H L | 67-93      |

### 1968-69 (14-12)

|                                  |                  |   |        |
|----------------------------------|------------------|---|--------|
| <i>Head Coach: Robert Wilder</i> |                  |   |        |
| Nov. 30                          | Georgia State    | L | 63-73  |
| Dec. 2                           | Stetson          | L | 80-82  |
| Dec. 4                           | LaGrange         | W | 92-87  |
| Dec. 19                          | New Haven        | L | 81-84  |
| Dec. 19                          | Hampden-Sydney   | L | 86-101 |
| Jan. 3                           | Fort Valley      | W | 80-70  |
| Jan. 4                           | Georgia Southern | W | 73-59  |
| Jan. 9                           | Georgia State    | W | 76-71  |
| Jan. 11                          | Florida Southern | W | 85-67  |
| Jan. 14                          | Oglethorpe       | L | 74-99  |
| Jan. 16                          | Florida          | W | 95-66  |
| Jan. 18                          | Georgia Tech     | L | 59-67  |
| Jan. 21                          | Jacksonville     | L | 71-76  |
| Jan. 27                          | Columbus         | L | 90-103 |
| Jan. 30                          | LaGrange         | W | 97-54  |
| Feb. 1                           | Carson-Newman    | L | 67-74  |
| Feb. 6                           | Rollins          | W | 88-74  |
| Feb. 8                           | Georgia Southern | W | 83-76  |
| Feb. 10                          | Columbus         | W | 90-76  |
| Feb. 14                          | Rollins          | W | 85-71  |
| Feb. 15                          | Stetson          | W | 97-93  |
| Feb. 20                          | Jacksonville     | L | 80-102 |
| Feb. 22                          | Oglethorpe       | L | 56-71  |
| Feb. 27                          | Georgia Southern | L | 67-68  |

### 1969-70 (6-18)

|                                  |                   |     |        |
|----------------------------------|-------------------|-----|--------|
| <i>Head Coach: Robert Wilder</i> |                   |     |        |
| Dec. 1                           | Ga. Southwestern  | H L | 80-83  |
| Dec. 3                           | #7 North Carolina | A L | 52-100 |
| Dec. 9                           | #18 Jacksonville  | A L | 62-102 |
| Jan. 3                           | Georgia State     | A L | 70-74  |
| Jan. 5                           | LaGrange          | H W | 106-76 |
| Jan. 9                           | Fort Valley State | H L | 67-83  |
| Jan. 10                          | Oglethorpe        | H L | 57-66  |
| Jan. 13                          | Oglethorpe        | A L | 70-87  |
| Jan. 16                          | Sewanee           | A W | 83-73  |
| Jan. 17                          | Samford           | A L | 67-83  |

# YEAR-BY-YEAR RESULTS

|         |                   |   |   |        |
|---------|-------------------|---|---|--------|
| Jan. 20 | Georgia Southern  | H | L | 64-72  |
| Jan. 23 | Rollins           | A | L | 84-96  |
| Jan. 24 | Fla. Presbyterian | A | W | 74-71  |
| Jan. 26 | Belmont Abbey     | H | W | 67-56  |
| Jan. 31 | Carson-Newman     | A | L | 53-88  |
| Feb. 3  | LaGrange          | A | L | 76-87  |
| Feb. 5  | Rollins           | H | L | 70-71  |
| Feb. 9  | Georgia Southern  | A | L | 60-98  |
| Feb. 14 | Columbus          | H | W | 96-82  |
| Feb. 16 | Stetson           | A | L | 60-91  |
| Feb. 21 | Columbus          | A | L | 69-72  |
| Feb. 26 | Oglethorpe        | H | L | 61-69  |
| Feb. 28 | Stetson           | A | L | 68-74  |
| Mar. 3  | Georgia State     | H | W | 105-76 |

## 1970-71 (14-9)

*Head Coach: Dwayne Morrison*

|         |                   |   |   |           |
|---------|-------------------|---|---|-----------|
| Dec. 1  | Ga. Southwestern  | H | W | 81-78     |
| Dec. 5  | Clemson           | A | L | 46-61     |
| Dec. 9  | The Citadel       | A | W | 73-70     |
| Dec. 12 | Davidson          | A | L | 50-80     |
| Jan. 4  | LaGrange          | A | L | 69-76     |
| Jan. 6  | Oglethorpe        | H | L | 69-70     |
| Jan. 8  | Fort Valley State | H | W | 90-60     |
| Jan. 9  | Georgia Southern  | H | W | 60-53     |
| Jan. 13 | Fla. Presbyterian | H | W | 73-58     |
| Jan. 15 | LaGrange          | H | W | 61-54     |
| Jan. 16 | Stetson           | H | W | 73-53     |
| Jan. 19 | Florida Southern  | A | L | 79-87     |
| Jan. 23 | #6 Jacksonville   | H | L | 76-93     |
| Jan. 25 | Georgia Southern  | H | L | 71-79     |
| Feb. 1  | Southern Tech     | A | W | 103-85    |
| Feb. 6  | Georgia Southern  | A | L | 66-86     |
| Feb. 9  | Rollins           | H | W | 84-77(OT) |
| Feb. 13 | Georgia State     | A | W | 70-64     |
| Feb. 15 | Southern Tech     | H | W | 112-69    |
| Feb. 19 | Rollins           | A | W | 86-84     |
| Feb. 20 | Stetson           | A | L | 64-78     |
| Feb. 23 | Oglethorpe        | A | W | 80-70     |
| Feb. 26 | Georgia State     | H | W | 100-74    |

## 1971-72 (19-7)

*Head Coach: Dwayne Morrison*

|         |                    |   |   |           |
|---------|--------------------|---|---|-----------|
| Dec. 1  | East Tenn. State   | A | L | 58-65     |
| Dec. 4  | Augusta            | H | W | 74-73     |
| Dec. 6  | Georgia Southern   | A | W | 73-71     |
| Dec. 10 | West Florida       | H | W | 74-71     |
| Dec. 11 | LaGrange           | H | W | 74-68     |
| Dec. 21 | West Georgia       | A | L | 78-81     |
| Jan. 3  | West Georgia       | H | W | 95-78     |
| Jan. 7  | Texas Wesleyan     | H | W | 105-75    |
| Jan. 8  | Georgia Southern   | H | W | 102-84    |
| Jan. 11 | #12 Florida State  | A | L | 78-96     |
| Jan. 15 | Oglethorpe         | H | L | 75-76     |
| Jan. 19 | South Florida      | A | W | 93-88     |
| Jan. 20 | West Florida       | A | W | 83-79     |
| Jan. 24 | Southern Tech      | A | W | 91-77     |
| Jan. 28 | Augusta            | A | W | 94-88(OT) |
| Feb. 4  | Fort Valley State  | H | W | 105-77    |
| Feb. 4  | Southern Tech      | H | W | 104-83    |
| Feb. 7  | Appalachian State  | H | W | 101-70    |
| Feb. 10 | Oglethorpe         | A | W | 95-62     |
| Feb. 14 | Chattanooga        | A | W | 86-80     |
| Feb. 19 | Missouri Western   | H | W | 89-81     |
| Feb. 21 | Pembroke State     | H | W | 79-67     |
| Feb. 25 | Jacksonville       | A | L | 77-90     |
| Feb. 29 | LaGrange           | A | W | 84-80     |
| Mar. 9  | ! Roanoke          | A | L | 72-78     |
| Mar. 10 | ! Florida Southern | N | L | 83-85     |

! - NCAA College Division Tournament - Roanoke, Va.

## 1972-73 (15-6)

*Head Coach: Dwayne Morrison*

|         |                   |   |   |         |
|---------|-------------------|---|---|---------|
| Dec. 2  | Morehead State    | A | L | 91-95   |
| Dec. 8  | Southern Tech     | H | W | 117-74  |
| Dec. 9  | LaGrange          | H | W | 80-66   |
| Dec. 13 | #8 La.-Lafayette  | A | L | 104-111 |
| Dec. 16 | Fort Valley State | H | W | 120-60  |
| Dec. 27 | Arkansas State    | H | W | 86-79   |
| Dec. 28 | Louisiana Tech    | H | W | 70-68   |
| Jan. 6  | Wis.-LaCrosse     | H | W | 95-65   |
| Jan. 8  | Wis.-Milwaukee    | A | L | 60-72   |
| Jan. 10 | Southern Illinois | A | W | 71-69   |
| Jan. 13 | Arkansas State    | A | L | 82-108  |
| Jan. 18 | St. Bernard       | H | W | 101-73  |
| Jan. 20 | Chattanooga       | H | L | 75-76   |
| Jan. 25 | Lander            | H | W | 47-23   |
| Jan. 31 | Georgia Southern  | A | W | 78-69   |
| Feb. 3  | Southern Tech     | A | W | 109-70  |
| Feb. 8  | Furman            | A | W | 118-115 |
| Feb. 16 | Florida Tech      | H | W | 104-68  |
| Feb. 17 | South Florida     | H | W | 87-80   |
| Feb. 24 | Samford           | A | W | 77-74   |
| Mar. 3  | Florida State     | A | L | 94-112  |

## 1973-74 (16-8)

*Head Coach: Joe Dan Gold*

|         |                  |   |   |            |
|---------|------------------|---|---|------------|
| Dec. 1  | Morehead State   | H | W | 93-86      |
| Dec. 3  | Hofstra          | H | W | 89-74      |
| Dec. 5  | Louisiana Tech   | A | L | 87-90(OT)  |
| Dec. 13 | South Florida    | A | L | 85-101     |
| Dec. 22 | Rider            | H | W | 78-64      |
| Dec. 27 | Wis.-Milwaukee   | H | W | 73-67      |
| Dec. 28 | Indiana State    | H | W | 75-68      |
| Dec. 31 | Delaware         | H | W | 86-73      |
| Jan. 4  | Va. Commonwealth | H | W | 90-89      |
| Jan. 5  | Florida Southern | H | W | 104-80     |
| Jan. 10 | Manhattan        | H | W | 81-71      |
| Jan. 12 | Georgia State    | H | W | 93-66      |
| Jan. 14 | LSU-New Orleans  | H | W | 94-84      |
| Jan. 16 | Hardin-Simmons   | H | W | 109-91     |
| Jan. 19 | Chattanooga      | A | L | 88-111     |
| Jan. 26 | Georgia Southern | A | L | 83-94      |
| Jan. 28 | Georgia Tech     | A | W | 102-85     |
| Feb. 1  | St. Bernard      | H | W | 99-73      |
| Feb. 6  | Georgia Southern | H | L | 67-73      |
| Feb. 9  | Georgia State    | A | W | 104-77     |
| Feb. 13 | LSU-New Orleans  | A | L | 62-87      |
| Feb. 16 | Samford          | H | W | 87-86(20T) |
| Feb. 23 | Virginia Tech    | A | L | 65-75      |
| Feb. 25 | Va. Commonwealth | A | L | 92-110     |

## 1974-75 (9-17)

*Head Coach: Bill Bibb*

|         |                  |   |   |           |
|---------|------------------|---|---|-----------|
| Nov. 30 | Georgia College  | H | W | 89-69     |
| Dec. 2  | N.C. A&T         | H | W | 76-65     |
| Dec. 7  | Tennessee Tech   | H | L | 76-81     |
| Dec. 12 | Southern Miss    | A | L | 94-101    |
| Dec. 14 | West Florida     | A | W | 91-85     |
| Dec. 18 | South Florida    | H | L | 81-84(OT) |
| Dec. 21 | East Carolina    | A | L | 82-121    |
| Jan. 2  | Tennessee Tech   | A | L | 88-100    |
| Jan. 4  | Georgia Tech     | H | L | 68-70     |
| Jan. 8  | Georgia Southern | A | W | 85-83     |
| Jan. 11 | Chattanooga      | H | L | 83-84     |
| Jan. 13 | Louisiana Tech   | H | W | 91-66     |
| Jan. 16 | West Florida     | H | W | 82-81     |
| Jan. 18 | Houston          | A | L | 98-99     |
| Jan. 20 | South Alabama    | A | L | 94-95     |
| Jan. 31 | Georgia Tech     | A | L | 80-91     |
| Feb. 1  | Samford          | A | L | 78-79     |
| Feb. 5  | Georgia State    | H | W | 92-80     |

|         |                  |   |   |       |
|---------|------------------|---|---|-------|
| Feb. 8  | Va. Commonwealth | A | L | 75-95 |
| Feb. 10 | Samford          | H | W | 81-68 |
| Feb. 15 | South Alabama    | H | W | 76-67 |
| Feb. 19 | Georgia Southern | H | L | 78-98 |
| Feb. 22 | Va. Commonwealth | H | L | 63-68 |
| Feb. 24 | Florida State    | A | L | 68-91 |
| Feb. 26 | Georgia State    | A | L | 60-62 |
| Mar. 1  | Memphis          | A | L | 75-93 |

## 1975-76 (15-10)

*Head Coach: Bill Bibb*

|         |                       |   |   |           |
|---------|-----------------------|---|---|-----------|
| Nov. 29 | Indiana State-E'ville | H | W | 72-65     |
| Dec. 3  | Charleston So.        | H | W | 95-71     |
| Dec. 6  | Louisiana Tech        | H | W | 73-72     |
| Dec. 13 | Missouri Western      | H | W | 69-59     |
| Dec. 16 | Louisiana Tech        | A | L | 90-95     |
| Dec. 23 | Middle Tennessee      | A | L | 72-83     |
| Dec. 26 | Evansville            | A | W | 81-80     |
| Dec. 27 | Weber State           | N | L | 71-78     |
| Dec. 29 | Delaware              | H | W | 77-75     |
| Jan. 5  | Boston                | N | W | 92-79     |
| Jan. 6  | Stetson               | A | L | 47-58     |
| Jan. 10 | La.-Monroe            | H | L | 57-69     |
| Jan. 14 | Georgia Southern      | H | W | 86-73     |
| Jan. 17 | Georgia State         | H | W | 81-73     |
| Jan. 19 | S.C. State            | H | W | 80-78(OT) |
| Jan. 22 | Samford               | A | W | 80-65     |
| Jan. 24 | South Alabama         | A | L | 84-97     |
| Jan. 31 | Georgia Southern      | A | L | 79-85     |
| Feb. 4  | Georgia State         | A | L | 84-94     |
| Feb. 9  | UNC-Wilmington        | H | W | 74-62     |
| Feb. 12 | South Alabama         | H | L | 70-83     |
| Feb. 14 | Samford               | H | W | 81-80     |
| Feb. 17 | East Carolina         | H | W | 86-68     |
| Feb. 21 | Southern Miss         | H | W | 69-65     |
| Feb. 28 | Florida State         | A | L | 76-90     |

## 1976-77 (6-19)

*Head Coach: Bill Bibb*

|         |                  |   |   |           |
|---------|------------------|---|---|-----------|
| Nov. 27 | Florida          | A | L | 63-105    |
| Dec. 1  | Ga. Southwestern | H | W | 102-51    |
| Dec. 4  | Louisiana Tech   | H | L | 75-81     |
| Dec. 9  | Tennessee Tech   | H | L | 77-79     |
| Dec. 11 | Vanderbilt       | A | L | 33-35     |
| Dec. 18 | Evansville       | H | L | 86-91     |
| Dec. 22 | Ball State       | H | L | 67-70     |
| Jan. 3  | Middle Tennessee | H | L | 55-59(OT) |
| Jan. 6  | Culver-Stockton  | H | W | 82-57     |
| Jan. 8  | UNC-Wilmington   | H | L | 64-75     |
| Jan. 12 | Georgia State    | H | W | 73-70     |
| Jan. 15 | La.-Monroe       | A | L | 81-94     |
| Jan. 17 | Louisiana Tech   | A | L | 64-84     |
| Jan. 22 | Southern Miss    | A | L | 64-74     |
| Jan. 24 | Samford          | A | L | 46-49     |
| Jan. 29 | Georgia State    | A | L | 57-61     |
| Jan. 31 | Florida State    | H | L | 65-66(OT) |
| Feb. 5  | Georgia Southern | H | L | 61-72     |
| Feb. 9  | Tennessee Tech   | A | W | 82-65     |
| Feb. 12 | Samford          | H | W | 78-74     |
| Feb. 14 | Southern Miss    | H | L | 81-83     |
| Feb. 19 | Georgia College  | H | W | 111-72    |
| Feb. 23 | East Carolina    | A | L | 70-76     |
| Feb. 25 | UNC-Wilmington   | A | L | 58-71     |
| Mar. 1  | Georgia Southern | A | L | 81-85     |

## 1977-78 (16-11)

*Head Coach: Bill Bibb*

|         |                  |   |   |       |
|---------|------------------|---|---|-------|
| Nov. 28 | Ga. Southwestern | H | W | 83-54 |
| Dec. 1  | USC-Aiken        | H | W | 92-66 |
| Dec. 3  | Louisiana Tech   | A | L | 50-55 |
| Dec. 7  | Florida          | H | L | 74-96 |

# YEAR-BY-YEAR RESULTS

|         |                   |     |             |
|---------|-------------------|-----|-------------|
| Dec. 10 | Presbyterian      | H W | 79-59       |
| Dec. 15 | Tennessee Tech    | H W | 90-80       |
| Dec. 17 | UNC-Wilmington    | A L | 60-80       |
| Dec. 19 | Charleston So.    | A L | 74-75 (20T) |
| Dec. 29 | Southern Illinois | N L | 51-59       |
| Dec. 30 | Murray State      | N L | 83-85 (OT)  |
| Jan. 2  | Ball State        | A L | 79-83       |
| Jan. 7  | Louisiana Tech    | H W | 72-60       |
| Jan. 9  | Fredonia State    | H W | 77-41       |
| Jan. 11 | Southern Miss     | H L | 73-75       |
| Jan. 14 | Georgia Southern  | H W | 76-73       |
| Jan. 16 | Georgia State     | A L | 62-65       |
| Jan. 20 | Samford           | A W | 80-79       |
| Jan. 22 | Southern Miss     | A W | 64-55       |
| Jan. 28 | Georgia Southern  | A W | 82-77       |
| Jan. 30 | #3 North Carolina | A L | 70-73       |
| Feb. 4  | Charleston So.    | H W | 88-61       |
| Feb. 9  | Stetson           | A L | 65-66       |
| Feb. 13 | Samford           | H W | 92-78       |
| Feb. 15 | Tennessee Tech    | A W | 77-74       |
| Feb. 18 | Georgia State     | H W | 79-56       |
| Feb. 22 | Stetson           | H W | 68-64       |
| Feb. 25 | East Carolina     | H W | 92-75       |

## 1978-79 (21-6)

Head Coach: Bill Bibb

|         |                  |     |            |
|---------|------------------|-----|------------|
| Nov. 25 | St. Leo          | H W | 99-57      |
| Dec. 2  | USC-Aiken        | H W | 110-81     |
| Dec. 4  | Presbyterian     | H W | 112-68     |
| Dec. 8  | Western Carolina | N W | 83-71      |
| Dec. 9  | Florida Southern | N L | 70-72      |
| Dec. 18 | Charleston So.   | A W | 96-57      |
| Dec. 21 | Morehead State   | A L | 67-81      |
| Jan. 2  | Campbell         | H W | 75-50      |
| Jan. 4  | Western Illinois | H W | 94-82      |
| Jan. 6  | Charleston So.   | H W | 76-61      |
| Jan. 13 | Stetson          | H L | 75-82      |
| Jan. 15 | UT-Arlington     | H W | 106-70     |
| Jan. 18 | Tulane           | A W | 68-67      |
| Jan. 22 | Samford          | A W | 63-52      |
| Jan. 25 | Georgia State    | A W | 68-62      |
| Jan. 27 | Southern Miss    | A L | 85-103     |
| Jan. 31 | Georgia Southern | H W | 85-74      |
| Feb. 3  | Georgia State    | H W | 98-80      |
| Feb. 8  | Middle Tennessee | A W | 64-61 (OT) |
| Feb. 12 | Georgia Southern | A W | 87-78      |
| Feb. 17 | Southern Miss    | H W | 103-78     |
| Feb. 21 | Morehead State   | H W | 86-73      |
| Feb. 24 | Samford          | H W | 87-62      |
| Feb. 28 | Stetson          | A W | 82-81      |
| Mar. 2  | ! Oklahoma City  | N W | 90-70      |
| Mar. 3  | ! La.-Monroe     | N L | 69-90      |

! - A-Sun Tournament (Monroe, La.)

## 1979-80 (16-12, 3-3 A-Sun - 3rd)

Head Coach: Bill Bibb

|         |                   |     |            |
|---------|-------------------|-----|------------|
| Nov. 30 | Ole Miss          | A L | 43-63      |
| Dec. 3  | Charleston So.    | H W | 90-67      |
| Dec. 6  | Central Wesleyan  | H W | 85-62      |
| Dec. 15 | Middle Tennessee  | H L | 62-63      |
| Dec. 18 | Florida           | A W | 69-67      |
| Dec. 22 | Middle Tennessee  | A L | 63-81      |
| Jan. 3  | Louisiana-Monroe  | A L | 77-78      |
| Jan. 5  | Evansville        | H W | 61-59 (OT) |
| Jan. 7  | #6 North Carolina | H L | 63-81      |
| Jan. 10 | Fredonia State    | H W | 71-53      |
| Jan. 14 | Georgia Southern  | H W | 92-70      |
| Jan. 17 | Stetson           | A L | 70-92      |
| Jan. 19 | Samford           | A L | 70-80      |
| Jan. 22 | UT-Pan American   | A L | 70-75      |
| Jan. 26 | Southern Miss     | A L | 63-72      |

|         |                   |     |        |
|---------|-------------------|-----|--------|
| Jan. 30 | Stetson           | H W | 75-56  |
| Feb. 2  | Georgia State     | H W | 83-71  |
| Feb. 4  | Georgia Southern  | A L | 72-74  |
| Feb. 7  | Evansville        | A L | 76-92  |
| Feb. 9  | Georgia State     | A W | 94-78  |
| Feb. 13 | Houston Baptist   | H W | 84-75  |
| Feb. 16 | Centenary         | H W | 86-77  |
| Feb. 18 | Hardin-Simmons    | H W | 89-79  |
| Feb. 20 | Tulane            | H W | 96-79  |
| Feb. 23 | Southern Miss     | H W | 71-70  |
| Feb. 28 | ! Samford         | A W | 74-68  |
| Feb. 29 | ! La.-Monroe      | A L | 71-102 |
| Mar. 1  | ! UT-Pan American | A W | 90-78  |

! - A-Sun Tournament (Monroe, La.)

## 1980-81 (18-12, 10-4 A-Sun - 3rd)

A-Sun Tournament Champions

NCAA Tournament

Head Coach: Bill Bibb

|         |                    |     |            |
|---------|--------------------|-----|------------|
| Nov. 29 | St. Leo            | H W | 93-65      |
| Dec. 2  | #10 North Carolina | A L | 74-89      |
| Dec. 6  | Arkansas State     | A L | 52-67      |
| Dec. 10 | Mississippi        | H L | 58-70      |
| Dec. 13 | Columbus           | H W | 56-54      |
| Dec. 15 | Georgia State      | A W | 64-61      |
| Dec. 29 | ! SE Louisiana     | N W | 74-67      |
| Dec. 30 | ! UT-Chattanooga   | A L | 58-60 (OT) |
| Jan. 5  | UNC-Greensboro     | H W | 88-65      |
| Jan. 8  | Centenary          | H L | 72-77      |
| Jan. 10 | Ark.-Little Rock   | H W | 71-57      |
| Jan. 13 | Tulane             | A L | 57-67      |
| Jan. 17 | Georgia State      | H W | 84-69      |
| Jan. 20 | Ark.-Little Rock   | A L | 58-68      |
| Jan. 24 | Samford            | A W | 90-79      |
| Jan. 28 | Arkansas State     | H W | 91-69      |
| Jan. 31 | Stetson            | H L | 62-63 (OT) |
| Feb. 5  | Charleston So.     | H W | 74-64      |
| Feb. 7  | Georgia Southern   | H W | 105-70     |
| Feb. 12 | Stetson            | A L | 71-76      |
| Feb. 14 | Georgia Southern   | A W | 60-58 (OT) |
| Feb. 16 | Samford            | H L | 60-61      |
| Feb. 19 | Northwestern State | H W | 94-66      |
| Feb. 21 | Hardin-Simmons     | H W | 93-78      |
| Feb. 26 | La.-Monroe         | A W | 75-66      |
| Feb. 28 | Houston Baptist    | A L | 67-69      |
| Mar. 5  | # Ark.-Little Rock | N W | 78-69      |
| Mar. 6  | # La.-Monroe       | N W | 59-55      |
| Mar. 7  | # Houston Baptist  | N W | 72-67      |
| Mar. 12 | \$ Arkansas        | N L | 67-73      |

! - Cotton States Classic (Chattanooga, Tenn.)  
# - A-Sun Tournament (Shreveport, La.)  
\$ - NCAA Midwest Regional (Austin, Texas)

## 1981-82 (16-11, 8-8 A-Sun - 5th)

Head Coach: Bill Bibb

|         |                    |     |            |
|---------|--------------------|-----|------------|
| Nov. 28 | UT-Pan American    | A W | 77-74      |
| Dec. 2  | Spring Hill        | H W | 73-46      |
| Dec. 5  | Stetson            | A W | 75-72      |
| Dec. 8  | Mississippi        | A L | 38-50      |
| Dec. 12 | Jacksonville       | H W | 83-81      |
| Dec. 14 | Georgia State      | A L | 58-60      |
| Dec. 17 | Fla. International | H W | 89-55      |
| Dec. 23 | Jacksonville       | A W | 65-62      |
| Jan. 2  | Georgia State      | H W | 75-67      |
| Jan. 5  | Hardin-Simmons     | H W | 72-52      |
| Jan. 9  | Houston Baptist    | H W | 60-50      |
| Jan. 11 | Ark.-Little Rock   | H L | 67-70 (OT) |
| Jan. 16 | Georgia Southern   | A L | 63-71      |
| Jan. 18 | Samford            | H W | 68-61      |
| Jan. 21 | La.-Monroe         | A L | 75-97      |
| Jan. 23 | Northwestern State | A L | 86-98      |

|         |                      |     |             |
|---------|----------------------|-----|-------------|
| Jan. 27 | Centenary            | H W | 74-64       |
| Jan. 30 | Stetson              | H W | 77-76 (OT)  |
| Feb. 6  | Hardin-Simmons       | A L | 63-68       |
| Feb. 8  | Ark.-Little Rock     | A L | 33-41       |
| Feb. 10 | Georgia Southern     | H W | 67-57       |
| Feb. 13 | Samford              | A W | 70-67 (OT)  |
| Feb. 17 | Northwestern State   | H W | 86-81       |
| Feb. 20 | La.-Monroe           | H L | 65-66       |
| Feb. 25 | Centenary            | A W | 78-75       |
| Feb. 27 | Houston Baptist      | A L | 68-75 (30T) |
| Mar. 4  | ! Northwestern State | N L | 74-85       |

! - A-Sun Tournament (Monroe, La.)

## 1982-83 (13-15, 6-8 A-Sun - 5th)

Head Coach: Bill Bibb

|         |                    |     |            |
|---------|--------------------|-----|------------|
| Nov. 29 | Auburn             | A L | 76-85      |
| Dec. 1  | Augusta            | H W | 79-72      |
| Dec. 7  | Georgia State      | A L | 77-82      |
| Dec. 11 | UT-Pan American    | H W | 64-54      |
| Dec. 15 | Mississippi        | H L | 40-48      |
| Dec. 18 | Coker              | H W | 105-82     |
| Dec. 20 | UNC-Greensboro     | H W | 63-52      |
| Jan. 3  | Hardin-Simmons     | A W | 84-73      |
| Jan. 5  | Arkansas           | A L | 62-83      |
| Jan. 8  | Stetson            | H W | 81-80      |
| Jan. 11 | Samford            | H W | 80-74      |
| Jan. 15 | Georgia Southern   | H W | 52-48 (OT) |
| Jan. 18 | Stetson            | A L | 73-74      |
| Jan. 22 | Northwestern State | A L | 61-65      |
| Jan. 26 | Centenary          | H L | 65-68      |
| Jan. 29 | Houston Baptist    | H L | 44-51      |
| Jan. 31 | Tennessee Tech     | A L | 74-81      |
| Feb. 3  | Hardin-Simmons     | A W | 75-64      |
| Feb. 5  | Ark.-Little Rock   | H L | 62-71      |
| Feb. 9  | Georgia Southern   | A L | 55-67      |
| Feb. 12 | Samford            | A L | 60-61 (OT) |
| Feb. 15 | Ark.-Little Rock   | A L | 68-70      |
| Feb. 17 | Northwestern State | H W | 90-74      |
| Feb. 19 | Tennessee Tech     | H W | 78-67      |
| Feb. 21 | Georgia State      | H W | 71-61      |
| Feb. 24 | Centenary          | A L | 85-86      |
| Feb. 26 | Houston Baptist    | A W | 91-82      |
| Mar. 5  | ! Centenary        | A L | 95-96 (OT) |

! - A-Sun Tournament (Shreveport, La.)

## 1983-84 (14-14, 6-8 A-Sun)

Head Coach: Bill Bibb

|         |                    |     |             |
|---------|--------------------|-----|-------------|
| Nov. 30 | Flagler            | H W | 72-59       |
| Dec. 3  | Georgia State      | H W | 73-66       |
| Dec. 6  | Stetson            | A L | 76-91       |
| Dec. 9  | Alcorn State       | N W | 103-101     |
| Dec. 10 | Southern Illinois  | A L | 71-84       |
| Dec. 14 | Auburn             | H L | 63-65       |
| Dec. 17 | NC Wesleyan        | H W | 83-53       |
| Dec. 19 | Mississippi        | A L | 64-82       |
| Dec. 21 | Bethune-Cookman    | H W | 71-62       |
| Jan. 5  | Northwestern State | H W | 81-65       |
| Jan. 7  | Centenary          | H W | 95-82       |
| Jan. 12 | Samford            | A L | 78-81       |
| Jan. 14 | Ark.-Little Rock   | A L | 73-75 (20T) |
| Jan. 18 | Stetson            | H L | 68-70       |
| Jan. 21 | Georgia Southern   | A W | 57-54       |
| Jan. 26 | Houston Baptist    | H L | 50-55       |
| Jan. 28 | Hardin-Simmons     | H L | 62-65 (OT)  |
| Feb. 2  | Northwestern State | A L | 70-75       |
| Feb. 4  | Centenary          | A L | 68-70       |
| Feb. 9  | Samford            | H W | 82-78       |
| Feb. 11 | Ark.-Little Rock   | H W | 86-78       |
| Feb. 15 | Georgia State      | A W | 97-87       |
| Feb. 18 | Georgia Southern   | H W | 72-68       |
| Feb. 22 | Georgia College    | H W | 104-72      |

## YEAR-BY-YEAR RESULTS

|                                       |                    |     |       |
|---------------------------------------|--------------------|-----|-------|
| Feb. 25                               | Hardin-Simmons     | A L | 68-71 |
| Feb. 27                               | Houston Baptist    | A L | 57-73 |
| Mar. 3                                | ! Georgia Southern | A W | 80-77 |
| Mar. 8                                | # Samford          | A L | 80-84 |
| ! - A-Sun Tournament (Stateboro, Ga.) |                    |     |       |
| # - A-Sun Tournament (Houston, Texas) |                    |     |       |

### 1984-85 (22-9, 10-4 A-Sun)

A-Sun Tournament Champions

NCAA Tournament

Head Coach: Bill Bibb

|  |                    |     |            |
|--|--------------------|-----|------------|
| Nov. 28                                | Augusta            | H W | 84-72      |
| Dec. 1                                 | Georgia College    | H W | 74-62      |
| Dec. 4                                 | Stetson            | A W | 89-71      |
| Dec. 8                                 | Auburn             | A L | 69-70      |
| Dec. 13                                | Augusta            | A W | 91-57      |
| Dec. 19                                | Bethune-Cookman    | H W | 75-60      |
| Dec. 22                                | Tennessee Tech     | H W | 81-76      |
| Dec. 28                                | Stanford           | N W | 90-72      |
| Dec. 29                                | Texas              | A L | 68-69      |
| Jan. 5                                 | Georgia Southern   | A W | 71-60      |
| Jan. 7                                 | Fredonia State     | H W | 74-47      |
| Jan. 10                                | Samford            | A L | 69-76      |
| Jan. 12                                | Georgia State      | A W | 93-82      |
| Jan. 17                                | Hardin-Simmons     | H W | 88-73      |
| Jan. 19                                | Houston Baptist    | H L | 57-58      |
| Jan. 21                                | Stetson            | H L | 53-61      |
| Jan. 24                                | Centenary          | A W | 73-58      |
| Jan. 26                                | Ark.-Little Rock   | A W | 74-66      |
| Jan. 30                                | Florida A&M        | H W | 83-72      |
| Feb. 2                                 | Georgia Southern   | H W | 75-64      |
| Feb. 7                                 | Samford            | H W | 92-80      |
| Feb. 9                                 | Georgia State      | H W | 81-62      |
| Feb. 14                                | Hardin-Simmons     | A L | 67-70      |
| Feb. 16                                | Houston Baptist    | A W | 90-77      |
| Feb. 21                                | Centenary          | H W | 93-69      |
| Feb. 23                                | Ark.-Little Rock   | H L | 72-79      |
| Feb. 25                                | Florida A&M        | A L | 87-100     |
| Mar. 2                                 | ! Centenary        | H W | 74-70 (OT) |
| Mar. 7                                 | # Houston Baptist  | N W | 69-65      |
| Mar. 8                                 | # Ark.-Little Rock | N W | 105-96     |
| Mar. 15                                | \$ Georgia Tech    | N L | 58-65      |
| ! - A-Sun Tournament (Macon, Ga.)      |                    |     |            |
| # - A-Sun Tournament (Statesboro, Ga.) |                    |     |            |
| \$ - NCAA Tournament (Atlanta, Ga.)    |                    |     |            |

### 1985-86 (15-14, 6-8 A-Sun)

Head Coach: Bill Bibb

|         |                  |     |            |
|---------|------------------|-----|------------|
| Nov. 23 | Georgia College  | H W | 74-61      |
| Nov. 26 | Florida Tech     | H W | 78-65      |
| Nov. 30 | Stetson          | A L | 72-75      |
| Dec. 2  | Central Florida  | A W | 81-67      |
| Dec. 6  | UT-Chattanooga   | A W | 61-59      |
| Dec. 7  | Georgia Southern | N L | 52-54      |
| Dec. 10 | Bethune-Cookman  | H W | 53-52      |
| Dec. 14 | Alabama          | A L | 49-92      |
| Dec. 19 | Augusta          | A L | 55-57 (OT) |
| Dec. 21 | Tennessee Tech   | A L | 55-66      |
| Jan. 4  | Georgia Southern | H W | 61-56      |
| Jan. 9  | Samford          | H L | 73-74 (OT) |
| Jan. 11 | Georgia State    | H W | 97-75      |
| Jan. 16 | Centenary        | A W | 85-73      |
| Jan. 18 | Ark.-Little Rock | A L | 76-91      |
| Jan. 23 | Hardin-Simmons   | H L | 47-68      |
| Jan. 25 | Houston Baptist  | H L | 55-61      |
| Jan. 28 | Stetson          | H W | 67-53      |
| Feb. 1  | Georgia Southern | A W | 62-55      |
| Feb. 6  | Samford          | A L | 64-74      |
| Feb. 8  | Georgia State    | A W | 70-66      |
| Feb. 13 | Centenary        | H W | 73-72      |
| Feb. 15 | Ark.-Little Rock | H L | 56-57      |

|  |                    |     |       |
|--|--------------------|-----|-------|
| Feb. 17                                  | Augusta            | H W | 76-45 |
| Feb. 20                                  | Hardin-Simmons     | A L | 63-77 |
| Feb. 22                                  | Houston Baptist    | A L | 77-87 |
| Feb. 25                                  | Central Florida    | H L | 69-62 |
| Mar. 1                                   | ! Hardin-Simmons   | A W | 70-61 |
| Mar. 6                                   | # Ark.-Little Rock | A L | 66-81 |
| ! - A-Sun Tournament (Hardin-Simmons)    |                    |     |       |
| # - A-Sun Tournament (Little Rock, Ark.) |                    |     |       |

### 1986-87 (12-16, 7-11 A-Sun)

Head Coach: Bill Bibb

|   |                  |     |               |
|---|------------------|-----|---------------|
| Nov. 29                                 | UNC-Greensboro   | H W | 65-45         |
| Dec. 1                                  | Bethune-Cookman  | A W | 84-73         |
| Dec. 5                                  | Western Kentucky | A L | 67-98         |
| Dec. 6                                  | Murray State     | N W | 51-50         |
| Dec. 10                                 | Augusta          | A L | 61-67         |
| Dec. 13                                 | Bethune-Cookman  | H W | 71-56         |
| Dec. 15                                 | Florida Tech     | H W | 76-68         |
| Dec. 18                                 | Georgia State    | H W | 78-71         |
| Jan. 3                                  | Stetson          | H L | 56-57         |
| Jan. 5                                  | Georgia Southern | H L | 54-55         |
| Jan. 8                                  | Centenary        | H W | 85-78         |
| Jan. 10                                 | Houston Baptist  | H W | 60-57 (OT)    |
| Jan. 15                                 | Samford          | A W | 68-61         |
| Jan. 17                                 | Ark.-Little Rock | A L | 71-90         |
| Jan. 22                                 | Hardin-Simmons   | H L | 105-107 (20T) |
| Jan. 24                                 | UT-San Antonio   | H W | 88-77         |
| Jan. 26                                 | Augusta          | H L | 56-59         |
| Jan. 31                                 | Georgia State    | A L | 60-64         |
| Feb. 2                                  | South Florida    | A L | 53-70         |
| Feb. 4                                  | Stetson          | A L | 65-71         |
| Feb. 7                                  | Georgia Southern | A L | 64-69         |
| Feb. 12                                 | Centenary        | A L | 70-74         |
| Feb. 14                                 | Houston Baptist  | A L | 70-89         |
| Feb. 19                                 | Samford          | H W | 89-67         |
| Feb. 21                                 | Ark.-Little Rock | H L | 63-65         |
| Feb. 26                                 | Hardin-Simmons   | A W | 75-73         |
| Feb. 28                                 | UT-San Antonio   | A L | 71-84         |
| Mar. 5                                  | ! Stetson        | N L | 68-75         |
| ! - A-Sun Tournament (Pine Bluff, Ark.) |                  |     |               |

### 1987-88 (15-14, 8-10 A-Sun)

Head Coach: Bill Bibb

|         |                     |     |        |
|---------|---------------------|-----|--------|
| Dec. 1  | Fort Valley State   | H W | 110-64 |
| Dec. 5  | Clemson             | A L | 68-103 |
| Dec. 9  | Augusta             | H W | 71-68  |
| Dec. 12 | Mississippi State   | A L | 50-66  |
| Dec. 16 | Auburn              | A L | 48-80  |
| Dec. 19 | Florida Tech        | H W | 80-78  |
| Dec. 21 | Augusta             | A W | 71-64  |
| Dec. 28 | Long Island         | N W | 85-71  |
| Dec. 29 | Central Connecticut | A W | 76-68  |
| Jan. 2  | Georgia State       | H W | 84-75  |
| Jan. 7  | Stetson             | A L | 67-79  |
| Jan. 9  | Georgia Southern    | A L | 58-70  |
| Jan. 14 | Centenary           | H W | 75-73  |
| Jan. 16 | Houston Baptist     | H W | 75-58  |
| Jan. 21 | Samford             | A L | 70-73  |
| Jan. 23 | Ark.-Little Rock    | A W | 77-59  |
| Jan. 28 | Hardin-Simmons      | H L | 75-77  |
| Jan. 30 | UT-San Antonio      | H W | 78-77  |
| Feb. 6  | Georgia State       | A W | 80-78  |
| Feb. 11 | Stetson             | H W | 86-74  |
| Feb. 13 | Georgia Southern    | H W | 63-60  |
| Feb. 18 | Centenary           | A L | 83-90  |
| Feb. 20 | Houston Baptist     | A L | 57-69  |
| Feb. 27 | Ark.-Little Rock    | H L | 78-84  |
| Feb. 29 | Samford             | H W | 68-64  |
| Mar. 3  | Hardin-Simmons      | A L | 78-80  |

|  |                    |     |        |
|--|--------------------|-----|--------|
| Mar. 5                                     | UT-San Antonio     | A L | 85-108 |
| Mar. 10                                    | ! Hardin-Simmons   | N W | 57-52  |
| Mar. 11                                    | ! Georgia Southern | N L | 52-60  |
| ! - A-Sun Tournament (Daytona Beach, Fla.) |                    |     |        |

### 1988-89 (14-14, 9-9 A-Sun)

Head Coach: Bill Bibb

|  |                      |     |              |
|--|----------------------|-----|--------------|
| Nov. 30                                  | Fort Valley State    | H W | 97-56        |
| Dec. 3                                   | Auburn               | A L | 66-87        |
| Dec. 7                                   | Augusta              | H W | 87-80        |
| Dec. 10                                  | Mississippi State    | N L | 63-74        |
| Dec. 13                                  | Shorter              | H W | 80-47        |
| Dec. 17                                  | Georgia State        | H W | 90-89 (OT)   |
| Dec. 19                                  | Augusta              | A W | 81-70        |
| Dec. 28                                  | Georgetown           | N L | 55-80        |
| Dec. 29                                  | Rider                | N L | 73-75        |
| Jan. 5                                   | Stetson              | A L | 64-81        |
| Jan. 7                                   | Georgia Southern     | A L | 78-81        |
| Jan. 12                                  | Hardin-Simmons       | H L | 43-46        |
| Jan. 14                                  | UT-San Antonio       | H W | 77-72        |
| Jan. 19                                  | Centenary            | A L | 65-74        |
| Jan. 21                                  | Houston Baptist      | A L | 72-87        |
| Jan. 26                                  | Samford              | H W | 69-68        |
| Jan. 28                                  | Ark.-Little Rock     | H L | 82-103       |
| Jan. 31                                  | Georgia Southern     | H L | 61-66        |
| Feb. 6                                   | Stetson              | H W | 83-76        |
| Feb. 9                                   | UT-San Antonio       | A L | 78-80        |
| Feb. 11                                  | Hardin-Simmons       | A W | 79-77 (OT)   |
| Feb. 16                                  | Houston Baptist      | H W | 80-73        |
| Feb. 18                                  | Centenary            | H W | 102-92 (20T) |
| Feb. 23                                  | #19 Ark.-Little Rock | A W | 75-72        |
| Feb. 25                                  | Samford              | A W | 57-55        |
| Feb. 28                                  | Armstrong State      | H W | 61-54        |
| Mar. 4                                   | Georgia State        | A L | 76-94        |
| Mar. 7                                   | ! Centenary          | N L | 74-76        |
| ! - A-Sun Tournament (Little Rock, Ark.) |                      |     |              |

### 1989-90 (7-20, 2-14 A-Sun)

Head Coach: Brad Siegfried

|         |                    |     |            |
|---------|--------------------|-----|------------|
| Nov. 24 | Va. Commonwealth   | A L | 60-79      |
| Nov. 28 | Covenant           | H W | 87-71      |
| Dec. 1  | Baylor             | A L | 58-100     |
| Dec. 2  | U.S. International | N W | 55-53      |
| Dec. 4  | UNC-Asheville      | H L | 59-74      |
| Dec. 8  | Drake              | A L | 48-85      |
| Dec. 9  | Long Island        | N W | 70-69      |
| Dec. 11 | Georgia            | A L | 57-85      |
| Dec. 13 | Augusta            | H W | 64-58      |
| Dec. 16 | Centenary          | A L | 56-87      |
| Jan. 6  | Georgia State      | H W | 65-53      |
| Jan. 11 | Hardin-Simmons     | H L | 53-56      |
| Jan. 13 | UT-San Antonio     | H L | 52-71      |
| Jan. 18 | Ark.-Little Rock   | A L | 48-65      |
| Jan. 20 | Samford            | A L | 57-64      |
| Jan. 25 | Georgia Southern   | H L | 50-71      |
| Jan. 27 | Stetson            | H L | 58-68      |
| Jan. 31 | Georgia State      | H W | 77-67      |
| Feb. 3  | Miami              | A L | 47-53      |
| Feb. 8  | UT-San Antonio     | A L | 71-87      |
| Feb. 10 | Hardin-Simmons     | A L | 65-69      |
| Feb. 15 | Samford            | H L | 51-57      |
| Feb. 17 | Ark.-Little Rock   | H L | 70-82      |
| Feb. 22 | Stetson            | A L | 70-78      |
| Feb. 24 | Georgia Southern   | A L | 79-84 (OT) |
| Feb. 28 | LaGrange           | H W | 94-74      |
| Mar. 3  | Centenary          | H L | 91-99      |

### 1990-91 (2-25, 1-13 A-Sun)

Head Coach: Brad Siegfried

|         |          |     |        |
|---------|----------|-----|--------|
| Nov. 28 | Furman   | H L | 83-100 |
| Nov. 30 | Marshall | A L | 64-92  |

## YEAR-BY-YEAR RESULTS

|         |                  |     |        |
|---------|------------------|-----|--------|
| Dec. 1  | Texas A&M        | N L | 65-72  |
| Dec. 3  | UNC-Asheville    | A L | 72-84  |
| Dec. 6  | Central Florida  | A L | 74-111 |
| Dec. 8  | Georgia          | H L | 50-117 |
| Dec. 10 | Ohio             | H L | 69-74  |
| Dec. 13 | Memphis          | A L | 48-99  |
| Dec. 17 | UT-Chattanooga   | A L | 69-88  |
| Dec. 31 | Augusta          | A L | 51-75  |
| Jan. 2  | South Carolina   | A L | 67-103 |
| Jan. 5  | Butler           | H W | 72-66  |
| Jan. 10 | Samford          | A L | 67-72  |
| Jan. 12 | Ark.-Little Rock | A L | 60-96  |
| Jan. 19 | Georgia Southern | H L | 66-71  |
| Jan. 21 | Stetson          | H L | 54-83  |
| Jan. 26 | Georgia State    | A L | 61-98  |
| Jan. 31 | Centenary        | A L | 51-58  |
| Feb. 2  | UT-San Antonio   | A L | 68-87  |
| Feb. 7  | Samford          | H W | 61-55  |
| Feb. 9  | Ark.-Little Rock | H L | 40-54  |
| Feb. 14 | Stetson          | A L | 55-68  |
| Feb. 16 | Georgia Southern | A L | 64-78  |
| Feb. 25 | Georgia State    | H L | 50-55  |
| Feb. 28 | Centenary        | H L | 79-91  |
| Mar. 2  | UT-San Antonio   | H L | 63-91  |
| Mar. 5  | ! UT-San Antonio | N L | 55-77  |

! - A-Sun Tournament (DeLand, Fla.)

### 1991-92 (11-18, 7-9 A-Sun)

Head Coach: Bill Hodges

|         |                      |     |            |
|---------|----------------------|-----|------------|
| Nov. 26 | Georgia              | A L | 64-84      |
| Nov. 30 | Furman               | A L | 74-85      |
| Dec. 3  | North Georgia        | H W | 98-62      |
| Dec. 6  | Colorado             | A L | 61-78      |
| Dec. 7  | Long Island          | N W | 103-71     |
| Dec. 9  | Butler               | A L | 73-96      |
| Dec. 14 | UT-Chattanooga       | H W | 73-69      |
| Dec. 19 | Georgia State        | H L | 78-79 (OT) |
| Dec. 21 | Tulane               | A L | 56-82      |
| Dec. 28 | Georgia Tech         | A L | 67-97      |
| Jan. 2  | St. Bonaventure      | H L | 63-73      |
| Jan. 9  | Georgia State        | A L | 70-80      |
| Jan. 11 | Samford              | A L | 55-73      |
| Jan. 16 | SE Louisiana         | H W | 81-65      |
| Jan. 18 | Centenary            | H W | 80-66      |
| Jan. 20 | Florida State        | A L | 64-78      |
| Jan. 25 | Georgia Southern     | H L | 75-90      |
| Jan. 30 | Florida Int'l        | A W | 81-58      |
| Feb. 1  | Stetson              | A L | 78-87      |
| Feb. 8  | Samford              | H L | 54-56      |
| Feb. 10 | South Carolina       | H W | 61-59      |
| Feb. 13 | SE Louisiana         | A W | 83-73      |
| Feb. 15 | Centenary            | A L | 75-77      |
| Feb. 19 | UNC-Asheville        | H L | 66-71      |
| Feb. 22 | Georgia Southern     | A L | 74-81      |
| Feb. 27 | Florida Int'l        | H W | 76-66      |
| Feb. 29 | Stetson              | H W | 79-66      |
| Mar. 5  | ! Fla. International | N W | 98-72      |
| Mar. 6  | ! Georgia State      | A L | 68-75      |

! - A-Sun Tournament (Atlanta, Ga.)

### 1992-93 (13-14, 7-5 A-Sun)

Head Coach: Bill Hodges

|         |                   |     |       |
|---------|-------------------|-----|-------|
| Dec. 1  | Brewton-Parker    | H W | 82-60 |
| Dec. 5  | LSU               | A L | 48-82 |
| Dec. 7  | Valdosta State    | H W | 88-80 |
| Dec. 12 | Fort Valley State | H W | 98-66 |
| Dec. 14 | Central Florida   | A W | 81-78 |
| Dec. 18 | Iowa State        | A L | 46-87 |
| Dec. 20 | Illinois          | A L | 58-77 |
| Dec. 30 | Clemson           | A L | 69-87 |
| Jan. 2  | South Carolina    | A L | 66-68 |

|         |                 |     |       |
|---------|-----------------|-----|-------|
| Jan. 4  | Tulane          | H L | 52-70 |
| Jan. 7  | Georgia State   | H W | 77-69 |
| Jan. 9  | Samford         | H W | 81-68 |
| Jan. 11 | Charleston      | H L | 55-56 |
| Jan. 14 | SE Louisiana    | A W | 73-58 |
| Jan. 16 | Centenary       | A L | 82-89 |
| Jan. 23 | Georgia         | A L | 79-88 |
| Jan. 28 | Florida Int'l   | H W | 64-61 |
| Jan. 30 | Stetson         | H W | 75-70 |
| Feb. 4  | Georgia State   | A L | 57-58 |
| Feb. 6  | Samford         | A L | 71-89 |
| Feb. 11 | SE Louisiana    | H W | 98-77 |
| Feb. 13 | Centenary       | H W | 93-82 |
| Feb. 15 | Central Florida | H W | 93-84 |
| Feb. 18 | UNC-Asheville   | A W | 74-69 |
| Feb. 20 | Charleston      | A L | 61-62 |
| Feb. 25 | Florida Int'l   | A L | 65-67 |
| Feb. 27 | Stetson         | A L | 87-94 |

### 1993-94 (5-24, 3-14 A-Sun)

Head Coach: Bill Hodges

|         |                   |     |            |
|---------|-------------------|-----|------------|
| Nov. 27 | St. Louis         | A L | 52-86      |
| Nov. 30 | North Georgia     | H W | 73-72      |
| Dec. 4  | Shorter           | H W | 76-60      |
| Dec. 6  | Tulane            | A L | 52-85      |
| Dec. 11 | Georgia Tech      | A L | 69-86      |
| Dec. 17 | Hawaii            | A L | 67-92      |
| Dec. 18 | Texas State       | N L | 51-69      |
| Dec. 28 | Tennessee         | A L | 45-67      |
| Dec. 30 | Missouri          | A L | 50-78      |
| Jan. 3  | Georgia State     | H L | 60-70      |
| Jan. 8  | Charleston        | H W | 74-64      |
| Jan. 10 | Clemson           | H L | 71-88      |
| Jan. 13 | Stetson           | A L | 63-67      |
| Jan. 15 | Central Florida   | A W | 67-58      |
| Jan. 20 | SE Louisiana      | H L | 59-67      |
| Jan. 22 | Centenary         | H L | 81-90      |
| Jan. 27 | Samford           | A L | 81-86 (OT) |
| Jan. 29 | Florida Int'l     | A L | 55-69      |
| Feb. 5  | Charleston        | A L | 51-82      |
| Feb. 10 | Central Florida   | H L | 79-85      |
| Feb. 12 | Stetson           | H L | 71-80      |
| Feb. 14 | Alabama           | A L | 63-88      |
| Feb. 17 | Centenary         | A L | 73-89      |
| Feb. 19 | SE Louisiana      | A L | 56-78      |
| Feb. 21 | Butler            | H L | 61-81      |
| Feb. 24 | Samford           | H W | 77-64      |
| Feb. 26 | Florida Int'l     | H L | 71-90      |
| Feb. 28 | Georgia State     | A L | 67-75      |
| Mar. 5  | ! Central Florida | A L | 68-90      |

! - A-Sun Tournament (Orlando, Fla.)

### 1994-95 (15-14, 8-8 A-Sun)

Head Coach: Bill Hodges

|         |                 |     |            |
|---------|-----------------|-----|------------|
| Nov. 28 | St. Leo         | H W | 86-80      |
| Dec. 3  | Georgia         | H L | 71-81      |
| Dec. 5  | Clemson         | A L | 51-70      |
| Dec. 10 | Indiana State   | A W | 81-74      |
| Dec. 12 | Butler          | A W | 74-59      |
| Dec. 17 | Missouri        | A L | 73-74      |
| Dec. 19 | Illinois        | A L | 66-90      |
| Dec. 28 | North Georgia   | H W | 91-73      |
| Jan. 7  | Charleston      | A W | 69-64      |
| Jan. 9  | Campbell        | A W | 77-57      |
| Jan. 12 | Centenary       | H W | 107-101    |
| Jan. 14 | SE Louisiana    | H L | 78-102     |
| Jan. 19 | Central Florida | A W | 82-79 (OT) |
| Jan. 21 | Florida Int'l   | A W | 86-76 (OT) |
| Jan. 26 | Charleston      | H L | 70-73      |
| Jan. 28 | Georgia State   | H L | 71-88      |
| Jan. 30 | Samford         | H L | 73-77      |

|         |                      |     |       |
|---------|----------------------|-----|-------|
| Feb. 2  | Florida Atlantic     | A L | 66-69 |
| Feb. 4  | Stetson              | A W | 87-82 |
| Feb. 9  | SE Louisiana         | A L | 78-87 |
| Feb. 11 | Stetson              | H L | 79-92 |
| Feb. 13 | Florida Atlantic     | H W | 95-58 |
| Feb. 16 | Georgia State        | A L | 66-84 |
| Feb. 18 | Samford              | A W | 94-90 |
| Feb. 23 | Florida Int'l        | H W | 73-70 |
| Feb. 25 | Central Florida      | H L | 90-92 |
| Mar. 2  | ! Centenary          | N W | 90-88 |
| Mar. 3  | ! Georgia State      | N W | 81-71 |
| Mar. 4  | ! Fla. International | N L | 57-68 |

! - A-Sun Tournament (Orlando, Fla.)

### 1995-96 (15-14, 7-9 A-Sun)

Head Coach: Bill Hodges

|         |                      |     |            |
|---------|----------------------|-----|------------|
| Nov. 24 | Western Carolina     | N W | 87-83      |
| Nov. 25 | New Mexico           | A L | 72-107     |
| Nov. 29 | North Georgia        | H W | 97-78      |
| Dec. 2  | Wofford              | H W | 76-58      |
| Dec. 6  | Wofford              | A W | 68-56      |
| Dec. 13 | Augusta              | H W | 91-67      |
| Dec. 16 | Alabama              | A L | 73-100     |
| Dec. 19 | Indiana State        | H W | 71-64      |
| Dec. 21 | Georgia              | A L | 68-95      |
| Dec. 31 | Minnesota            | A L | 56-92      |
| Jan. 4  | Charleston           | A L | 65-98      |
| Jan. 6  | Campbell             | A L | 57-60      |
| Jan. 11 | Florida Atlantic     | H L | 59-67      |
| Jan. 13 | Florida Int'l        | H L | 59-67      |
| Jan. 18 | UCF                  | A W | 67-65      |
| Jan. 20 | Stetson              | H W | 77-67      |
| Jan. 25 | Jacksonville State   | A W | 99-95      |
| Jan. 27 | Samford              | A W | 63-58      |
| Feb. 1  | Centenary            | H W | 89-66      |
| Feb. 3  | SE Louisiana         | H L | 62-78      |
| Feb. 5  | Georgia State        | A W | 96-90 (OT) |
| Feb. 8  | Centenary            | A L | 77-87      |
| Feb. 10 | SE Louisiana         | A L | 88-94      |
| Feb. 17 | Georgia State        | H L | 66-74      |
| Feb. 22 | Samford              | H L | 71-78      |
| Feb. 24 | Jacksonville State   | H W | 78-69      |
| Feb. 29 | ! Centenary          | N W | 72-61      |
| Mar. 1  | ! Fla. International | N W | 101-76     |
| Mar. 2  | ! Central Florida    | N L | 77-86      |

! - A-Sun Tournament (DeLand, Fla.)

### 1996-97 (3-23, 1-15 A-Sun)

Head Coach: Bill Hodges

|         |                    |     |            |
|---------|--------------------|-----|------------|
| Nov. 23 | Brewton-Parker     | H L | 60-76      |
| Dec. 2  | North Georgia      | H W | 93-90 (OT) |
| Dec. 6  | Long Beach State   | N L | 45-76      |
| Dec. 7  | Cornell            | N L | 39-67      |
| Dec. 14 | Georgia Southern   | A L | 58-73      |
| Dec. 17 | Western Carolina   | H L | 84-93      |
| Dec. 19 | Missouri           | A L | 63-90      |
| Dec. 31 | Minnesota          | A L | 53-94      |
| Jan. 2  | Charleston         | H L | 64-88      |
| Jan. 4  | Campbell           | H L | 56-88      |
| Jan. 9  | Florida Atlantic   | A L | 64-81      |
| Jan. 11 | Florida Int'l      | A L | 69-78      |
| Jan. 16 | UCF                | H L | 60-77      |
| Jan. 18 | Stetson            | A L | 67-75      |
| Jan. 23 | Jacksonville State | H L | 61-69      |
| Jan. 25 | Samford            | H L | 72-75 (OT) |
| Jan. 30 | Centenary          | A L | 61-95      |
| Feb. 1  | SE Louisiana       | A L | 58-74      |
| Feb. 3  | Georgia State      | H L | 72-80      |
| Feb. 6  | Centenary          | H W | 77-69      |
| Feb. 8  | SE Louisiana       | H L | 71-84      |
| Feb. 10 | Wofford            | H W | 77-75      |

# YEAR-BY-YEAR RESULTS

|         |                    |   |   |       |
|---------|--------------------|---|---|-------|
| Feb. 15 | Wofford            | A | L | 72-97 |
| Feb. 18 | Georgia State      | A | L | 57-82 |
| Feb. 20 | Samford            | A | L | 76-96 |
| Feb. 22 | Jacksonville State | A | L | 44-78 |

## 1997-98 (5-21, 2-14 A-Sun)

*Head Coach: Mark Slonaker*

|         |                    |   |   |        |
|---------|--------------------|---|---|--------|
| Nov. 13 | Piedmont           | H | W | 91-67  |
| Nov. 17 | Winthrop           | H | W | 86-75  |
| Nov. 20 | Georgia            | A | L | 58-78  |
| Nov. 24 | Furman             | H | L | 65-76  |
| Nov. 29 | Kansas State       | A | L | 60-89  |
| Dec. 1  | North Georgia      | H | W | 82-76  |
| Dec. 3  | Coastal Carolina   | A | L | 63-68  |
| Dec. 7  | Western Carolina   | A | L | 65-71  |
| Dec. 9  | Georgia Southern   | H | L | 71-72  |
| Dec. 21 | Duke               | A | L | 64-126 |
| Jan. 3  | Central Florida    | H | L | 72-82  |
| Jan. 5  | Stetson            | H | L | 64-76  |
| Jan. 7  | Florida Atlantic   | H | L | 55-56  |
| Jan. 10 | Florida Int'l      | A | L | 68-83  |
| Jan. 15 | Centenary          | A | L | 59-82  |
| Jan. 17 | Troy State         | A | L | 67-71  |
| Jan. 22 | Samford            | H | W | 70-53  |
| Jan. 24 | Jacksonville State | H | W | 97-82  |
| Jan. 31 | Charleston         | A | L | 47-67  |
| Feb. 2  | Campbell           | A | L | 59-63  |
| Feb. 7  | Georgia State      | A | L | 70-84  |
| Feb. 12 | Troy State         | H | L | 74-75  |
| Feb. 14 | Centenary          | H | L | 64-77  |
| Feb. 17 | Georgia State      | H | L | 57-73  |
| Feb. 19 | Jacksonville State | A | L | 80-86  |
| Feb. 21 | Samford            | A | L | 59-81  |

## 1998-99 (8-18, 5-11 A-Sun)

*Head Coach: Mark Slonaker*

|         |                    |   |   |            |
|---------|--------------------|---|---|------------|
| Nov. 13 | Georgia            | A | L | 61-96      |
| Nov. 16 | Winthrop           | A | L | 63-96      |
| Nov. 19 | Kentucky           | A | L | 51-82      |
| Nov. 21 | Wake Forest        | A | L | 66-81      |
| Nov. 28 | Coastal Carolina   | H | W | 77-73      |
| Dec. 5  | Covenant           | H | W | 71-62      |
| Dec. 9  | Furman             | A | L | 67-68      |
| Dec. 19 | UNC-Asheville      | H | W | 64-59      |
| Dec. 29 | Wichita State      | A | L | 43-83      |
| Dec. 30 | Miss. Valley State | N | L | 63-71      |
| Jan. 2  | Jacksonville State | A | W | 80-73 (OT) |
| Jan. 4  | Samford            | H | L | 59-72      |
| Jan. 7  | Jacksonville State | H | W | 66-63      |
| Jan. 9  | Samford            | A | L | 58-80      |
| Jan. 14 | Troy State         | A | W | 81-65      |
| Jan. 16 | Campbell           | H | L | 56-59      |
| Jan. 19 | Georgia State      | H | L | 76-86      |
| Jan. 23 | Stetson            | A | L | 67-85      |
| Jan. 25 | Jacksonville       | A | L | 44-71      |
| Feb. 1  | Centenary          | H | L | 52-55      |
| Feb. 4  | Central Florida    | A | L | 64-69      |
| Feb. 6  | Florida Atlantic   | A | W | 92-83      |
| Feb. 13 | Jacksonville       | H | L | 61-65      |
| Feb. 15 | Stetson            | H | L | 43-60      |
| Feb. 18 | Troy State         | H | W | 90-89      |
| Feb. 20 | Georgia State      | A | L | 44-74      |

## 1999-2000 (12-21, 7-11 A-Sun)

*Head Coach: Mark Slonaker*

|         |              |   |   |        |
|---------|--------------|---|---|--------|
| Nov. 19 | Georgia Tech | A | L | 79-91  |
| Nov. 22 | Toccoa Falls | H | W | 108-67 |
| Nov. 26 | Arkansas     | N | L | 54-71  |
| Nov. 27 | Hawaii-Hilo  | A | W | 68-64  |

|         |                    |   |   |             |
|---------|--------------------|---|---|-------------|
| Nov. 28 | Rhode Island       | N | L | 59-65       |
| Dec. 4  | Florida Atlantic   | A | W | 92-73       |
| Dec. 6  | Stetson            | H | L | 74-77       |
| Dec. 8  | Georgia Southern   | A | L | 68-73       |
| Dec. 18 | Arkansas           | A | L | 60-85       |
| Dec. 21 | Western Carolina   | H | L | 78-85       |
| Dec. 23 | Georgia            | A | L | 54-88       |
| Dec. 28 | Utah State         | A | L | 55-74       |
| Dec. 29 | Idaho State        | N | L | 73-80       |
| Jan. 2  | UNC-Asheville      | A | W | 82-73       |
| Jan. 5  | Central Florida    | A | L | 77-93       |
| Jan. 8  | Troy State         | A | L | 66-69       |
| Jan. 13 | Jacksonville State | H | L | 65-69       |
| Jan. 15 | Samford            | H | L | 51-63       |
| Jan. 20 | Campbell           | A | W | 76-74       |
| Jan. 22 | Georgia State      | A | L | 51-66       |
| Jan. 25 | Jacksonville       | H | W | 72-70 (20T) |
| Jan. 29 | Campbell           | H | L | 50-53       |
| Jan. 31 | Georgia State      | H | L | 53-68       |
| Feb. 3  | Jacksonville       | A | L | 65-68 (OT)  |
| Feb. 5  | Stetson            | A | W | 86-74       |
| Feb. 10 | UCF                | H | W | 67-65       |
| Feb. 12 | Florida Atlantic   | H | W | 58-57       |
| Feb. 19 | Troy State         | H | W | 69-68       |
| Feb. 24 | Samford            | A | L | 57-61       |
| Feb. 26 | Jacksonville State | A | L | 79-80 (OT)  |
| Mar. 3  | ! Jacksonville     | N | W | 55-48       |
| Mar. 4  | ! Troy State       | N | W | 79-75       |
| Mar. 5  | ! UCF              | N | L | 79-84       |

! - A-Sun Tournament (Jacksonville, Fla.)

## 2000-01 (13-15, 10-8 A-Sun)

*Head Coach: Mark Slonaker*

|         |                    |   |   |            |
|---------|--------------------|---|---|------------|
| Nov. 20 | Auburn             | A | W | 92-88      |
| Nov. 25 | UNC-Asheville      | H | L | 60-76      |
| Nov. 29 | South Carolina     | A | L | 57-71      |
| Dec. 2  | Central Florida    | H | W | 69-68      |
| Dec. 4  | Stetson            | A | W | 80-76 (OT) |
| Dec. 6  | Savannah State     | H | W | 101-66     |
| Dec. 9  | Georgia Southern   | H | L | 77-92      |
| Dec. 12 | Western Carolina   | A | W | 66-63      |
| Dec. 20 | Arizona State      | A | L | 42-59      |
| Dec. 23 | New Mexico         | A | L | 62-69      |
| Dec. 30 | Harvard            | H | L | 51-65      |
| Jan. 4  | Florida Atlantic   | H | L | 77-78      |
| Jan. 6  | Troy State         | A | L | 72-83      |
| Jan. 11 | Samford            | A | W | 67-58 (OT) |
| Jan. 13 | Jacksonville State | A | L | 64-71      |
| Jan. 18 | Georgia State      | H | L | 81-87      |
| Jan. 20 | Campbell           | H | W | 78-60      |
| Jan. 22 | Jacksonville       | A | L | 69-72      |
| Jan. 27 | Georgia State      | A | L | 77-86      |
| Jan. 29 | Campbell           | H | W | 66-62      |
| Feb. 1  | Stetson            | H | W | 81-72      |
| Feb. 3  | Jacksonville       | H | L | 55-68      |
| Feb. 8  | Florida Atlantic   | A | W | 70-69      |
| Feb. 10 | Central Florida    | A | W | 82-74      |
| Feb. 17 | Troy State         | H | L | 56-61      |
| Feb. 22 | Jacksonville State | H | W | 70-60      |
| Feb. 24 | Samford            | H | W | 72-60      |
| Mar. 1  | ! Stetson          | N | L | 67-71      |

! - A-Sun Tournament (Atlanta, Ga.)

## 2001-02 (6-23, 4-16 A-Sun)

*Head Coach: Mark Slonaker*

|         |            |   |   |            |
|---------|------------|---|---|------------|
| Nov. 16 | Howard     | N | L | 68-76 (OT) |
| Nov. 17 | Minnesota  | A | L | 59-80      |
| Nov. 23 | Hawaii     | N | L | 72-89      |
| Nov. 24 | S.C. State | N | W | 72-61      |

|         |                    |   |   |            |
|---------|--------------------|---|---|------------|
| Nov. 25 | LSU                | N | L | 54-84      |
| Nov. 29 | Samford            | H | L | 60-69      |
| Dec. 1  | Jacksonville State | H | W | 71-53      |
| Dec. 6  | Georgia State      | A | L | 79-90      |
| Dec. 8  | Georgia Southern   | A | L | 69-92      |
| Dec. 20 | Fort Valley State  | H | W | 61-52      |
| Dec. 28 | Iowa               | A | L | 43-77      |
| Dec. 30 | South Carolina     | A | L | 52-88      |
| Jan. 2  | Campbell           | A | L | 76-77 (OT) |
| Jan. 7  | Belmont            | A | L | 65-87      |
| Jan. 10 | Florida Atlantic   | H | L | 73-94      |
| Jan. 12 | Central Florida    | H | L | 71-81      |
| Jan. 17 | Jacksonville       | A | L | 62-75      |
| Jan. 19 | Stetson            | A | L | 71-76      |
| Jan. 23 | Troy State         | A | L | 65-71      |
| Jan. 26 | Jacksonville       | H | L | 58-74      |
| Jan. 28 | Stetson            | H | L | 55-58      |
| Feb. 2  | UCF                | A | L | 53-86      |
| Feb. 4  | Florida Atlantic   | A | L | 71-72      |
| Feb. 7  | Belmont            | H | W | 81-68      |
| Feb. 11 | Troy State         | H | W | 72-71      |
| Feb. 14 | Georgia State      | H | L | 74-82      |
| Feb. 16 | Campbell           | H | W | 88-85 (OT) |
| Feb. 21 | Jacksonville State | A | L | 68-95      |
| Feb. 23 | Samford            | A | L | 49-69      |

## 2002-03 (23-6, 14-2 A-Sun)

*Atlantic Sun Conference Champions*

*Head Coach: Mark Slonaker*

|         |                    |   |   |        |
|---------|--------------------|---|---|--------|
| Nov. 23 | Elon               | A | W | 79-67  |
| Nov. 27 | Florida State      | A | L | 47-83  |
| Nov. 29 | Iowa State         | A | L | 61-90  |
| Dec. 2  | Reinhardt          | H | W | 85-62  |
| Dec. 5  | Georgia Southern   | H | W | 80-72  |
| Dec. 10 | Morris Brown       | A | W | 89-67  |
| Dec. 19 | Harvard            | A | L | 76-84  |
| Jan. 2  | Savannah State     | A | W | 84-66  |
| Jan. 4  | Stetson            | A | W | 86-72  |
| Jan. 6  | Jacksonville       | A | W | 71-68  |
| Jan. 11 | Florida Atlantic   | H | W | 86-79  |
| Jan. 13 | Central Florida    | H | W | 85-63  |
| Jan. 17 | Troy State         | A | L | 61-89  |
| Jan. 20 | UNC-Asheville      | A | W | 86-62  |
| Jan. 23 | Samford            | A | W | 74-68  |
| Jan. 27 | Belmont            | H | L | 67-69  |
| Jan. 30 | Campbell           | A | W | 77-62  |
| Feb. 1  | Gardner-Webb       | A | W | 76-64  |
| Feb. 6  | Jacksonville State | H | W | 84-78  |
| Feb. 8  | Georgia State      | H | W | 88-80  |
| Feb. 13 | Morris Brown       | H | W | 90-83  |
| Feb. 15 | Troy State         | H | W | 83-80  |
| Feb. 17 | Savannah State     | H | W | 97-72  |
| Feb. 20 | Florida Atlantic   | A | W | 87-72  |
| Feb. 22 | Central Florida    | A | W | 69-66  |
| Feb. 27 | Jacksonville       | H | W | 73-63  |
| Mar. 1  | Stetson            | H | W | 101-84 |
| Mar. 6  | ! Jacksonville     | N | W | 73-57  |
| Mar. 7  | ! Central Florida  | N | L | 59-79  |

! - A-Sun Tournament (Atlanta, Ga.)

## 2003-04 (12-18, 9-11 A-Sun)

*Head Coach: Mark Slonaker*

|         |                  |   |   |       |
|---------|------------------|---|---|-------|
| Nov. 15 | Ohio             | N | W | 67-64 |
| Nov. 16 | Xavier           | A | L | 58-72 |
| Nov. 17 | Illinois-Chicago | N | L | 64-75 |
| Nov. 26 | #12 Illinois     | A | L | 61-93 |
| Nov. 28 | Iowa State       | A | L | 64-87 |
| Dec. 1  | Georgia Southern | A | L | 78-88 |
| Dec. 4  | Lipscomb         | H | W | 88-80 |

## YEAR-BY-YEAR RESULTS

|         |                   |     |            |
|---------|-------------------|-----|------------|
| Dec. 6  | Belmont           | H W | 72-70      |
| Dec. 9  | Fort Valley State | H W | 94-77      |
| Dec. 17 | Elon              | H W | 80-63      |
| Dec. 27 | Alabama           | A L | 44-101     |
| Jan. 3  | Florida Atlantic  | A L | 72-90      |
| Jan. 5  | UCF               | A L | 56-60      |
| Jan. 8  | Gardner-Webb      | H W | 72-56      |
| Jan. 10 | Campbell          | H W | 92-86      |
| Jan. 16 | Georgia State     | A L | 66-79      |
| Jan. 19 | Troy State        | H L | 66-82      |
| Jan. 22 | Stetson           | A L | 68-77      |
| Jan. 24 | Jacksonville      | A L | 83-88 (OT) |
| Jan. 27 | Georgia State     | H W | 73-55      |
| Jan. 30 | Stetson           | H W | 76-62      |
| Feb. 1  | Jacksonville      | H W | 75-62      |
| Feb. 8  | Troy State        | A L | 77-81      |
| Feb. 12 | Campbell          | A L | 66-69      |
| Feb. 14 | Gardner-Webb      | A L | 77-85      |
| Feb. 19 | UCF               | H L | 58-83      |
| Feb. 21 | Florida Atlantic  | H W | 85-79      |
| Feb. 26 | Belmont           | A L | 70-81      |
| Feb. 28 | Lipscomb          | A W | 88-77      |
| Mar. 4  | ! Belmont         | A L | 63-71      |

! - A-Sun Championship, Nashville, Tenn.

### 2004-05 (16-12, 11-9 A-Sun)

Head Coach: Mark Slonaker

|         |                  |     |               |
|---------|------------------|-----|---------------|
| Nov. 20 | Albany State     | H W | 74-60         |
| Nov. 23 | Maryland         | A L | 67-93         |
| Nov. 29 | Georgia Southern | H W | 103-94 (20T)  |
| Dec. 2  | Stetson          | A W | 89-76         |
| Dec. 4  | Jacksonville     | A W | 71-67         |
| Dec. 7  | Ft. Valley State | H W | 89-66         |
| Dec. 22 | Ohio State       | A L | 77-102        |
| Dec. 30 | Savannah State   | A W | 98-81         |
| Jan. 3  | Florida Atlantic | H L | 101-104 (30T) |
| Jan. 5  | UCF              | H W | 80-71         |
| Jan. 8  | Belmont          | A L | 73-74         |
| Jan. 10 | Lipscomb         | A W | 82-73         |
| Jan. 13 | Campbell         | H W | 90-72         |
| Jan. 15 | Gardner-Webb     | H W | 74-69         |
| Jan. 21 | Troy             | A L | 70-97         |
| Jan. 23 | Georgia State    | A L | 61-72         |
| Jan. 28 | Georgia State    | H L | 60-65         |
| Jan. 31 | Troy             | H W | 105-101       |
| Feb. 3  | Campbell         | A W | 83-77         |
| Feb. 5  | Gardner-Webb     | A L | 72-81         |
| Feb. 8  | Savannah State   | H W | 94-62         |
| Feb. 11 | Lipscomb         | H L | 64-69         |
| Feb. 13 | Belmont          | H L | 63-65         |
| Feb. 17 | UCF              | A L | 65-79         |
| Feb. 19 | Florida Atlantic | A W | 107-88        |
| Feb. 25 | Stetson          | H W | 74-73         |
| Feb. 27 | Jacksonville     | H W | 88-61         |
| Mar. 3  | ! UCF            | N L | 68-81         |

! - A-Sun Championship, Nashville, Tenn.

### 2005-06 (9-19, 7-13 A-Sun)

Head Coach: Mark Slonaker

|         |                  |     |            |
|---------|------------------|-----|------------|
| Nov. 22 | Georgia Southern | A L | 79-98      |
| Dec. 1  | Savannah State   | H W | 88-63      |
| Dec. 3  | Campbell         | A L | 80-86      |
| Dec. 5  | Gardner-Webb     | A L | 58-67 (OT) |
| Dec. 18 | Oklahoma State   | A L | 61-97      |
| Dec. 22 | Colorado         | A L | 74-117     |
| Dec. 29 | Howard #         | N L | 74-78      |
| Dec. 30 | Maine #          | N L | 64-72      |
| Jan. 2  | Jacksonville     | H W | 90-81      |
| Jan. 4  | North Florida    | H W | 77-71      |
| Jan. 7  | Florida Atlantic | A L | 80-91      |
| Jan. 11 | Belmont          | A L | 60-96      |

|         |                   |     |            |
|---------|-------------------|-----|------------|
| Jan. 14 | Lipscomb          | A L | 66-83      |
| Jan. 19 | Kennesaw State    | H L | 57-63      |
| Jan. 21 | East Tennessee St | H L | 81-104     |
| Jan. 24 | Stetson           | A W | 82-81 (OT) |
| Jan. 28 | Kennesaw State    | A W | 77-70      |
| Jan. 30 | East Tennessee St | A L | 81-84      |
| Feb. 2  | Belmont           | H L | 72-78      |
| Feb. 4  | Lipscomb          | H L | 66-83      |
| Feb. 7  | Florida Atlantic  | H W | 74-73      |
| Feb. 10 | Stetson           | H L | 72-73      |
| Feb. 13 | Savannah State    | A W | 77-60      |
| Feb. 17 | Jacksonville      | A W | 93-90 (OT) |
| Feb. 19 | North Florida     | A W | 77-71      |
| Feb. 23 | Gardner-Webb      | H L | 67-77      |
| Feb. 25 | Campbell          | H L | 69-71      |
| Mar. 3  | ! Lipscomb        | N L | 62-78      |

# - Dr Pepper Classic at UT-Chattanooga

! - A-Sun Championship, Johnson City, Tenn.

### 2006-07 (13-17, 8-10 A-Sun)

Head Coach: Mark Slonaker

|         |                     |     |             |
|---------|---------------------|-----|-------------|
| Nov. 12 | #9 Wisconsin        | A L | 48-72       |
| Nov. 14 | Savannah State      | A L | 61-71       |
| Nov. 18 | Emory               | H W | 89-71       |
| Nov. 27 | Georgia Southern    | H L | 59-61       |
| Nov. 30 | East Tennessee St.  | H L | 70-76       |
| Dec. 2  | Kennesaw State      | H W | 84-77 (OT)  |
| Dec. 4  | Charleston Southern | H W | 78-59       |
| Dec. 7  | Ft. Valley State    | H W | 79-74       |
| Dec. 9  | VMI                 | A W | 105-103     |
| Dec. 21 | Oregon State        | A L | 62-93       |
| Dec. 23 | #21 Oregon          | A L | 64-84       |
| Dec. 30 | Furman              | A L | 69-83       |
| Jan. 2  | Stetson             | H W | 84-63       |
| Jan. 7  | Belmont             | A L | 47-72       |
| Jan. 9  | Lipscomb            | A L | 68-89       |
| Jan. 13 | Campbell            | H W | 94-93       |
| Jan. 15 | Gardner-Webb        | H W | 85-74       |
| Jan. 18 | Jacksonville        | A L | 77-87       |
| Jan. 20 | North Florida       | A W | 77-58       |
| Jan. 24 | Savannah State      | H W | 68-64       |
| Jan. 26 | Stetson             | A W | 78-66       |
| Feb. 1  | Lipscomb            | H L | 50-62       |
| Feb. 3  | Belmont             | H L | 77-84       |
| Feb. 8  | Gardner-Webb        | A L | 68-69       |
| Feb. 10 | Campbell            | A W | 81-80       |
| Feb. 16 | Jacksonville        | H L | 97-101 (OT) |
| Feb. 18 | North Florida       | H W | 69-59       |
| Feb. 22 | Kennesaw State      | A L | 51-87       |
| Feb. 24 | East Tennessee St.  | A L | 89-112      |
| Mar. 1  | ! Lipscomb          | N L | 49-85       |

! - A-Sun Championship, Johnson City, Tenn.

### 2007-08 (11-19, 6-10 A-Sun)

Head Coach: Mark Slonaker

|         |                        |     |            |
|---------|------------------------|-----|------------|
| Nov. 10 | No. 18 Southern Cal    | A W | 96-81      |
| Nov. 13 | Alabama                | H L | 83-90      |
| Nov. 16 | Harvard                | A L | 73-91      |
| Nov. 18 | Boston College         | A L | 73-56      |
| Nov. 24 | Loyola Marymount       | H L | 92-97 (OT) |
| Nov. 26 | Georgia Southern       | A L | 69-80      |
| Dec. 3  | Charleston Southern    | A W | 93-92      |
| Dec. 5  | Furman                 | H W | 75-59      |
| Dec. 8  | Sewanee                | H W | 76-62      |
| Dec. 19 | Auburn                 | A L | 59-68      |
| Dec. 29 | #College of Charleston | A L | 74-84      |
| Dec. 30 | #South Carolina State  | N W | 76-73      |
| Jan. 2  | VMI                    | H L | 99-102     |
| Jan. 5  | Kennesaw State         | A W | 77-75 (OT) |
| Jan. 10 | UNF                    | H W | 89-68      |
| Jan. 12 | Jacksonville           | H L | 70-72      |

|         |                    |     |            |
|---------|--------------------|-----|------------|
| Jan. 17 | Florida Gulf Coast | A W | 99-77      |
| Jan. 19 | Stetson            | A L | 74-76      |
| Jan. 24 | Lipscomb           | H W | 84-82      |
| Jan. 26 | Belmont            | H L | 82-93      |
| Feb. 1  | ETSU               | A L | 79-85      |
| Feb. 3  | USC Upstate        | A L | 49-75      |
| Feb. 7  | Gardner-Webb       | A L | 71-84      |
| Feb. 9  | Campbell           | H W | 75-70      |
| Feb. 14 | Florida Gulf Coast | H W | 76-74 (OT) |
| Feb. 16 | Stetson            | H L | 73-75      |
| Feb. 21 | Jacksonville       | A L | 87-96 (OT) |
| Feb. 23 | UNF                | A L | 61-70      |
| Feb. 29 | Kennesaw State     | H L | 61-65      |
| Mar. 5  | ! Jacksonville     | N L | 57-65      |

# - Jim 'N Nick's Cougar Classic at CofC  
! - A-Sun Championship, Nashville, Tenn.

### 2008-2009 (17-15, 11-9 A-Sun)

Head Coach: Bob Hoffman

|         |                 |     |             |
|---------|-----------------|-----|-------------|
| Nov. 14 | Piedmont        | H W | 89-63       |
| Nov. 16 | Alabama         | A W | 72-69       |
| Nov. 19 | Auburn          | A W | 78-74       |
| Nov. 22 | Ga. Tech        | H L | 76-82 (OT)  |
| Nov. 25 | Dayton          | A L | 53-71       |
| Nov. 28 | Texas Southern% | W   | 71-68       |
| Nov. 29 | Chicago State%  | W   | 88-77       |
| Dec. 2  | USC Upstate     | H W | 74-64       |
| Dec. 5  | ETSU            | H L | 61-81       |
| Dec. 17 | Oklahoma State  | A L | 74-104      |
| Dec. 20 | UCLA            | A L | 56-79       |
| Dec. 22 | LMU Lions       | A W | 75-52       |
| Dec. 31 | Iowa State      | A L | 49-67       |
| Jan. 3  | Campbell        | A L | 57-72       |
| Jan. 9  | Jacksonville    | A L | 59-80       |
| Jan. 11 | UNF             | A W | 75-62       |
| Jan. 16 | FGCU            | H W | 88-63       |
| Jan. 18 | Stetson         | H W | 101-98 (OT) |
| Jan. 24 | Lipscomb        | A L | 68-84       |
| Jan. 26 | Belmont         | A L | 82-86 (OT)  |
| Jan. 29 | Kennesaw State  | H W | 88-75       |
| Feb. 2  | Campbell        | H L | 73-92       |
| Feb. 5  | Kennesaw State  | A W | 75-56       |
| Feb. 7  | Jacksonville    | H W | 72-71       |
| Feb. 9  | UNF             | H W | 74-55       |
| Feb. 14 | FGCU            | A W | 82-75       |
| Feb. 16 | Stetson         | A W | 88-80 (OT)  |
| Feb. 20 | Lipscomb        | H L | 67-88       |
| Feb. 22 | Belmont         | H W | 89-83       |
| Feb. 26 | USC Upstate     | A L | 90-93 (OT)  |
| Feb. 28 | ETSU            | A L | 81-103      |
| Mar. 5  | ! Belmont       | N L | 64-65       |

! - A-Sun Championship, Nashville, Tenn.

### 2009-2010 (16-17, 10-10 A-Sun)

Head Coach: Bob Hoffman

|         |                    |     |            |
|---------|--------------------|-----|------------|
| Nov. 13 | #Bucknell          | N W | 89-80      |
| Nov. 14 | #Bryant            | N W | 80-56      |
| Nov. 15 | #Providence        | A L | 77-79      |
| Nov. 18 | Fisk               | H W | 110-45     |
| Nov. 21 | Florida St.        | H L | 50-89      |
| Nov. 27 | Georgia Tech       | A L | 74-85      |
| Dec. 3  | Lipscomb           | H L | 89-98      |
| Dec. 5  | Belmont            | H L | 90-94 (OT) |
| Dec. 10 | Piedmont           | H W | 87-62      |
| Dec. 21 | Vanderbilt         | A L | 59-99      |
| Dec. 23 | Alabama            | A L | 71-90      |
| Dec. 29 | Charlotte          | A L | 80-91      |
| Jan. 2  | Jacksonville       | A W | 75-74      |
| Jan. 4  | North Florida      | A W | 84-79      |
| Jan. 7  | Campbell           | H W | 82-73      |
| Jan. 9  | East Tennessee St. | H W | 83-78      |

# YEAR-BY-YEAR RESULTS

|         |                     |     |       |
|---------|---------------------|-----|-------|
| Jan. 14 | USC Upstate         | A W | 60-57 |
| Jan. 22 | Stetson             | A L | 69-76 |
| Jan. 24 | Florida Gulf Coast  | A L | 70-71 |
| Jan. 27 | Kennesaw State      | H L | 69-71 |
| Jan. 30 | Stetson             | H W | 91-57 |
| Feb. 1  | Florida Gulf Coast  | H W | 78-72 |
| Feb. 4  | Kennesaw State      | A L | 63-66 |
| Feb. 8  | USC Upstate         | H W | 83-69 |
| Feb. 12 | Campbell            | A L | 63-69 |
| Feb. 14 | East Tennessee St.  | A W | 82-77 |
| Feb. 18 | North Florida       | H W | 77-67 |
| Feb. 20 | Jacksonville        | H L | 64-76 |
| Feb. 25 | Belmont             | A L | 73-77 |
| Feb. 27 | Lipscomb            | A L | 73-85 |
| Mar. 4  | !Belmont            | H W | 87-81 |
| Mar. 5  | !Jacksonville       | H W | 66-63 |
| Mar. 6  | !East Tennessee St. | H L | 66-72 |

# - World Vision Invitational, Providence, R.I.  
! - A-Sun Championship, Macon, Ga.

## 2010-11 (15-18, 11-9 A-Sun)

Head Coach: Bob Hoffman

|         |                    |     |       |
|---------|--------------------|-----|-------|
| Nov.12  | Oglethorpe         | H W | 67-44 |
| Nov.14  | #UTEP              | A L | 87-74 |
| Nov.20  | Harvard            | H L | 75-69 |
| Nov. 23 | at Florida St.     | A L | 79-55 |
| Nov. 26 | #vs. Western Caro. | N W | 71-66 |
| Nov. 27 | #at William & Mary | A L | 57-52 |
| Nov. 28 | #vs. Gardner-Webb  | N L | 78-65 |
| Dec. 2  | Belmont            | A L | 89-67 |
| Dec.4   | Lipscomb           | A L | 77-65 |
| Dec. 10 | Navy               | H W | 73-68 |
| Dec. 23 | Georgia            | H L | 56-53 |
| Dec. 30 | Charlotte          | H L | 64-63 |
| Dec. 31 | Georgia Tech       | A L | 87-78 |
| Jan. 3  | East Tenn. St.     | H L | 62-61 |
| Jan. 5  | S.C. Upstate       | H W | 70-59 |
| Jan. 10 | Campbell           | A L | 80-74 |
| Jan. 14 | Stetson            | A L | 79-72 |
| Jan. 16 | Fla. Gulf Coast    | A W | 50-47 |
| Jan. 20 | Jacksonville       | H W | 70-68 |
| Jan. 22 | North Fla.         | H L | 74-64 |
| Jan. 25 | Kennesaw St.       | A W | 78-70 |
| Jan. 29 | S.C. Upstate       | A W | 65-53 |
| Jan. 31 | East Tenn. St.     | A L | 82-75 |
| Feb. 5  | Campbell           | H W | 63-45 |
| Feb. 10 | Stetson            | H W | 72-62 |
| Feb. 12 | Fla. Gulf Coast    | H W | 74-61 |
| Feb.15  | Kennesaw St.       | H W | 57-55 |
| Feb.18  | North Fla.         | A W | 78-75 |
| Feb.20  | Jacksonville       | A L | 74-68 |
| Feb.24  | Belmont            | H L | 75-64 |
| Feb. 26 | Lipscomb           | H W | 68-67 |
| Mar. 3  | !Lipscomb          | H W | 73-63 |
| Mar.4   | !Belmont           | H L | 80-72 |

# - Legends Classic game

! - Atlantic Sun Tournament, Macon, Ga.

## 2011-12 (27-11, 13-5 A-Sun)

CollegInsider.com Tournament Champions

Head Coach: Bob Hoffman

|         |                   |     |       |
|---------|-------------------|-----|-------|
| Nov.12  | Emory             | H W | 66-57 |
| Nov.14  | #Missouri         | A L | 81-63 |
| Nov.17  | Furman            | A W | 66-46 |
| Nov. 21 | #Sam Houston St.  | H W | 60-38 |
| Nov. 22 | #Niagara          | H W | 74-55 |
| Nov. 23 | #South Dakota St. | H L | 74-61 |
| Dec. 1  | Lipscomb          | A W | 79-72 |
| Dec. 3  | Belmont           | A L | 82-78 |

|         |                     |     |       |
|---------|---------------------|-----|-------|
| Dec. 7  | Samford             | A W | 83-78 |
| Dec.10  | Chattanooga         | H W | 67-56 |
| Dec. 18 | Seton Hall          | A L | 80-77 |
| Dec. 20 | Georgia             | A L | 72-58 |
| Dec. 22 | Georgia Tech        | A W | 65-59 |
| Dec. 28 | Tulsa               | A L | 68-62 |
| Dec. 30 | Navy                | A W | 65-56 |
| Jan. 2  | Fla. Gulf Coast     | H W | 76-54 |
| Jan. 4  | Stetson             | H W | 75-59 |
| Jan. 7  | East Tenn. St.      | H L | 76-61 |
| Jan. 9  | S.C. Upstate        | A W | 73-66 |
| Jan. 13 | Kennesaw St.        | H W | 81-51 |
| Jan. 21 | North Fla.          | H W | 69-58 |
| Jan. 23 | Jacksonville        | H W | 75-65 |
| Jan. 28 | Stetson             | A W | 75-64 |
| Jan.30  | Fla. Gulf Coast     | A W | 75-66 |
| Feb. 4  | S.C. Upstate        | H W | 61-47 |
| Feb. 6  | East Tenn. St.      | H W | 54-46 |
| Feb. 10 | Kennesaw St.        | A W | 61-57 |
| Feb. 18 | Jacksonville        | A L | 81-75 |
| Feb. 20 | North Fla.          | A L | 75-66 |
| Feb. 23 | Lipscomb            | H W | 63-54 |
| Feb. 25 | Belmont             | H L | 62-61 |
| Feb. 29 | !Lipscomb           | H W | 61-53 |
| Mar. 2  | !Florida Gulf Coast | H L | 62-58 |
| Mar. 13 | ^Tennessee St.      | H W | 68-60 |
| Mar. 17 | ^Georgia St.        | H W | 64-59 |
| Mar. 21 | ^Old Dominion       | A W | 79-73 |
| Mar. 24 | ^Fairfield          | A W | 64-59 |
| Mar. 28 | ^Utah St.           | A W | 70-67 |

# - CBE Classic Game

! - Atlantic Sun Tournament, Macon, Ga.

^ - CollegInsider.com Tournament Game

## 2012-13 (24-12, 14-4 A-Sun)

A-Sun Regular Season Champions

NIT Round of 16

Head Coach: Bob Hoffman

|         |                 |     |            |
|---------|-----------------|-----|------------|
| Nov. 10 | Sewanee         | H W | 65-36      |
| Nov. 12 | Oglethorpe      | H W | 70-25      |
| Nov. 16 | #George Mason   | N L | 52-49      |
| Nov. 17 | #Ill.-Chicago   | N L | 62-36      |
| Nov. 19 | #Wake Forest    | N L | 74-71      |
| Nov. 25 | Furman          | H W | 73-46      |
| Nov. 28 | New Mexico      | A L | 76-58      |
| Dec. 2  | Florida St.     | A W | 61-56      |
| Dec. 5  | Denver          | A L | 69-40      |
| Dec. 8  | Alabama A&M     | H W | 65-46      |
| Dec. 16 | Chattanooga     | H W | 63-53      |
| Dec. 18 | Georgia         | A L | 58-49      |
| Dec. 22 | Alabama         | A W | 66-59      |
| Dec. 31 | Stetson         | H W | 70-64      |
| Jan. 2  | Fla. Gulf Coast | H W | 77-70 (ot) |
| Jan. 5  | Kennesaw St.    | A L | 83-75      |
| Jan. 10 | North Fla.      | A W | 66-47      |
| Jan. 12 | Jacksonville    | A L | 49-47      |
| Jan. 17 | East Tenn. St.  | H W | 78-59      |
| Jan. 19 | S.C. Upstate    | H W | 82-74      |
| Jan. 24 | Northern Ky.    | A L | 63-46      |
| Jan. 26 | Lipscomb        | A W | 71-65      |
| Feb. 1  | Kennesaw St.    | H W | 66-42      |
| Feb. 7  | Jacksonville    | H W | 67-64 (ot) |
| Feb. 9  | North Florida   | H W | 64-44      |
| Feb. 14 | S.C. Upstate    | A W | 70-59      |
| Feb. 16 | East Tenn. St.  | A W | 71-54      |
| Feb. 21 | Lipscomb        | H W | 83-58      |
| Feb. 23 | Northern Ky.    | H W | 63-46      |
| Feb. 28 | Fla. Gulf Coast | A L | 60-57      |
| Mar. 2  | Stetson         | A W | 77-65      |

|         |                  |     |       |
|---------|------------------|-----|-------|
| Mar. 6  | !Lipscomb        | H W | 82-48 |
| Mar. 8  | !S.C. Upstate    | H W | 72-64 |
| Mar. 9  | !Fla. Gulf Coast | H L | 88-75 |
| Mar. 20 | ^Tennessee       | A W | 75-67 |
| Mar. 25 | ^Brigham Young   | A L | 90-71 |

# - Paradise Jam, St. Thomas, VI

! - Atlantic Sun Tournament, Macon, Ga.

^ - National Invitation Tournament Game

## 2013-14 (27-9, 14-4 A-Sun)

A-Sun Regular Season Champions

A-Sun Tournament Champions

NCAA Round of 32

Head Coach: Bob Hoffman

|          |                      |     |               |
|----------|----------------------|-----|---------------|
| Nov. 8   | Texas                | A L | 76-73         |
| Nov. 13  | Reinhardt            | H W | 95-53         |
| Nov. 16  | Seton Hall           | H W | 77-74 (2ot)   |
| Nov. 18  | #Evansville          | A L | 89-76         |
| Nov. 20  | Johnson & Wales      | H W | 109-56        |
| Nov. 23  | ^Yale                | H W | 81-54         |
| Nov. 26  | #Ohio                | A L | 76-67         |
| Nov. 29  | #Valparaiso          | A W | 117-108 (3ot) |
| Dec. 2   | Oklahoma             | A L | 96-82         |
| Dec. 7   | Denver               | H W | 64-63 (ot)    |
| Dec. 16  | Alcorn State         | H W | 70-44         |
| Dec. 22  | Mississippi          | A W | 79-76         |
| Dec. 27  | St. Andrews          | H W | 98-56         |
| Dec. 30  | Jacksonville *       | A W | 86-49         |
| Jan. 1   | North Florida        | A L | 89-83         |
| Jan. 4   | S.C. Upstate *       | H W | 62-60 (ot)    |
| Jan. 6   | East Tennessee St. * | H W | 73-63         |
| Jan. 10  | Kennesaw State *     | H W | 83-46         |
| Jan. 16  | Northern Kentucky *  | A W | 74-58         |
| Jan. 18  | Lipscomb *           | A W | 87-66         |
| Jan. 23  | Florida Gulf Coast * | H W | 68-55         |
| Jan. 25  | Stetson *            | H W | 87-49         |
| Jan. 31  | East Tennessee St. * | H W | 90-77         |
| Feb. 2   | USC Upstate *        | H L | 80-61         |
| Feb. 7   | Kennesaw State       | A W | 75-68         |
| Feb. 14  | Lipscomb *           | H W | 79-48         |
| Feb. 15  | Northern Kentucky    | H W | 89-67         |
| Feb. 21  | Florida Gulf Coast * | A L | 75-61         |
| Feb. 23  | Stetson *            | A W | 73-52         |
| Feb. 27  | North Florida *      | H L | 79-76 (ot)    |
| March 1  | Jacksonville *       | H W | 69-55         |
| March 4  | Jacksonville!        | H W | 85-64         |
| March 6  | USC Upstate!         | H W | 78-75 (2ot)   |
| March 9  | Florida Gulf Coast!  | A W | 68-60         |
| March 21 | Duke+                | N W | 78-71         |
| March 23 | Tennessee+           | N L | 83-63         |

All times eastern

# - Ohio Classic

^ - Homecoming game

\* - Atlantic Sun game

! - Atlantic Sun Tournament

+ - NCAA Tournament - Midwest Regional (Raleigh, N.C.)

## YEAR-BY-YEAR TEAM RECORDS

|           |           |                           |          |           |                 |
|-----------|-----------|---------------------------|----------|-----------|-----------------|
| 1906-07   | N/A       | Not Available             | 1968-69  | 14-12     | Robert Wilder   |
| 1907-08   | N/A       | Not Available             | 1969-70  | 6-18      | Robert Wilder   |
| 1908-09   | 1 - 6     | C. C. McClure             | 1970-71  | 14-9      | Dwayne Morrison |
| 1909-10   | 3 - 5     | Homes Maxon               | 1971-72  | 19-7      | Dwayne Morrison |
| 1910-11   | 8 - 5     | C.C. "Doc" Stroud         | 1972-73  | 15-6      | Dwayne Morrison |
| 1911-12   | 14-4      | C.C. "Doc" Stroud         | 1973-74  | 16-8      | Jo Dan Gold     |
| 1912-13   | 5 - 6     | C.C. "Doc" Stroud         | 1974-75  | 9-17      | Bill Bibb       |
| 1913-14   | 4 - 9     | J.J. Scully               | 1975-76  | 15-10     | Bill Bibb       |
| 1914-15   | 4 - 9     | J.J. Scully               | 1976-77  | 6-19      | Bill Bibb       |
| 1915-16   | N/A       | Not Available             | 1977-78  | 16-11     | Bill Bibb       |
| 1916-17   | 3 - 3     | J.C. Clements             | 1978-79  | 21-6      | Bill Bibb       |
| 1917-18   | 4 - 4     | Charles Morgan            | 1979-80  | 16-12     | Bill Bibb       |
| 1918-19   | N/A       | Not Available             | 1980-81  | 18-12 *\$ | Bill Bibb       |
| 1919-20   | 4 - 5     | J.C. Clements             | 1981-82  | 16-11     | Bill Bibb       |
| 1920-21   | N/A       | Not Available             | 1982-83  | 13-15     | Bill Bibb       |
| 1921-22   | 17-7 &    | John Cody                 | 1983-84  | 14-14     | Bill Bibb       |
| 1922-23   | 16-10 &   | John Cody                 | 1984-85  | 22-9 *\$  | Bill Bibb       |
| 1923-24   | 22-6 &    | M.P. Gilliam              | 1985-86  | 15-14     | Bill Bibb       |
| 1924-25   | 14-6      | M.P. Gilliam              | 1986-87  | 12-16     | Bill Bibb       |
| 1925-26   | 16-8      | John M. King              | 1987-88  | 15-14     | Bill Bibb       |
| 1926-27   | 11-8      | Bernie Moore              | 1988-89  | 14-14     | Bill Bibb       |
| 1927-28   | 13-3      | Bernie Moore              | 1989-90  | 7-20      | Brad Siegfried  |
| 1928- 2 9 | 20-5      | Oscar Long                | 1990-91  | 2-25      | Brad Siegfried  |
| 1929- 3 0 | 10-4      | Lake Russell              | 1991-92  | 11-18     | Bill Hodges     |
| 1930- 3 1 | 11-4      | Smokey Harper             | 1992-93  | 13-14     | Bill Hodges     |
| 1931-32   | N/A       | Did not field a team      | 1993-94  | 5-24      | Bill Hodges     |
| 1932- 33  | 6 - 7     | Lake Russell              | 1994-95  | 15-14     | Bill Hodges     |
| 1933- 34  | 6 - 6     | Lake Russell              | 1995-96  | 15-14     | Bill Hodges     |
| 1934- 35  | 3-14      | Jimmy Slocum              | 1996-97  | 3-23      | Bill Hodges     |
| 1935- 36  | 5-12      | Jimmy Slocum              | 1997-98  | 5-21      | Mark Slonaker   |
| 1935- 37  | 4 - 6     | Lake Russell              | 1998-99  | 8-18      | Mark Slonaker   |
| 1937- 38  | 10-4      | Lake Russell              | 1999-00  | 12-21     | Mark Slonaker   |
| 1938- 39  | 5-10      | Lake Russell              | 2000-01  | 13-15     | Mark Slonaker   |
| 1939- 40  | 6-13      | Jimmy Daugherty           | 2001-02  | 6-23      | Mark Slonaker   |
| 1940-44   | N/A       | Did not field a team      | 2002-03  | 23-6 #    | Mark Slonaker   |
| 1944-45   | 16-9      | Cliff Snow                | 2003-04  | 12-18     | Mark Slonaker   |
| 1945-46   | N/A       | Did not field a team      | 2004-05  | 16-12     | Mark Slonaker   |
| 1946-47   | 16-9      | James Cowan               | 2005-06  | 9-19      | Mark Slonaker   |
| 1947-48   | 1 7 - 5 ! | James Cowan               | 2006-07  | 13-17     | Mark Slonaker   |
| 1948 -49  | 15-8      | James Cowan               | 2007-08  | 11-19     | Mark Slonaker   |
| 1949-50   | 1 9 - 7 ! | James Cowan               | 2008-0 9 | 17-15     | Bob Hoffman     |
| 1950-51   | 16-9      | James Cowan               | 2009-1 0 | 16-17     | Bob Hoffman     |
| 1951-52   | 19-10 ^%  | Dan Nymicz                | 2010-11  | 15-18     | Bob Hoffman     |
| 1952-53   | 21-6 ^    | Dan Nymicz                | 2011-12  | 27-11@    | Bob Hoffman     |
| 1953-54   | 19-9 %?!  | James Cowan               | 2012-13  | 24-12#>   | Bob Hoffman     |
| 1954-55   | 8-14      | James Cowan               | 2013-14  | 27-9#*\$  | Bob Hoffman     |
| 1955-56   | 10-12     | James Cowan               |          |           |                 |
| 1956-57   | 8-16 +    | James Cowan/Robert Wilder |          |           |                 |
| 1957-58   | 13-7      | Robert Wilder             |          |           |                 |
| 1958-59   | 9-13      | Robert Wilder             |          |           |                 |
| 1959-60   | 9-14      | Robert Wilder             |          |           |                 |
| 1960-61   | 7-16      | Robert Wilder             |          |           |                 |
| 1961-62   | 12-12     | Robert Wilder             |          |           |                 |
| 1962-63   | 12-12     | Robert Wilder             |          |           |                 |
| 1963-64   | 10-14     | Robert Wilder             |          |           |                 |
| 1964-65   | 12-12     | Robert Wilder             |          |           |                 |
| 1965-66   | 13-10     | Robert Wilder             |          |           |                 |
| 1966-67   | 15-6      | Robert Wilder             |          |           |                 |
| 1967-68   | 9-14      | Robert Wilder             |          |           |                 |

+ - James Cowan coached nine games in 1956-57, with a 2-7 record

\$ - NCAA Tournament Appearance

> - National Invitation Tournament Appearance

# - A-Sun Regular Season Champions

\* - A-Sun Tournament Champions

@ - CollegeInsider.com Tournament Champions

^ - Dixie Conference Champions

% - Dixie Conference Tournament Champions

? - NAIA District 25 Champions

! - NAIA National Tournament Appearance

& - SIAA Tournament Champions

# COACHING RECORDS

## BY ORDER

|                   |              |         |
|-------------------|--------------|---------|
|                   | 1906-07      |         |
|                   | 1907-08      |         |
| C.C. McClure      | 1908-09      | 1-6     |
| Homes Maxon       | 1910-11      | 3-5     |
| C.C. "Doc" Stroud | 1910-13      | 27-15   |
| J.J. Scully       | 1913-15      | 8-18    |
| J.C. Clements     | 1916-17      | 7-8     |
|                   | 1919-20      |         |
| Charles Morgan    | 1917-18      | 4-4     |
| John Cody         | 1921-23      | 23-19   |
| M.P. Gilliam      | 1923-25      | 36-12   |
| John M. King      | 1925-26      | 16-8    |
| Bernie Moore      | 1926-28      | 24-11   |
| Oscar Long        | 1928-29      | 20-5    |
| Lake Russell      | 1929-30      | 41-37   |
|                   | 1932-34      |         |
| Smokey Harper     | 1930-31      | 11-4    |
| Jimmy Slocum      | 1934-36      | 8-26    |
|                   | 1936-39      |         |
| Jimmy Daugherty   | 1939-40      | 6-13    |
| Cliff Snow        | 1944-45      | 16-9    |
| James Cowan       | 1946-51      | 103-80  |
| Dan Nymicz        | 1951-53      | 40-16   |
|                   | 1953-57      |         |
| Robert Wilder     | 1957-70      | 147-168 |
| Dwayne Morrison   | 1970-73      | 48-22   |
| Joe Dan Gold      | 1973-74      | 16-8    |
| Bill Bibb         | 1974-89      | 222-194 |
| Brad Siegfried    | 1989-91      | 9-45    |
| Bill Hodges       | 1991-97      | 62-107  |
| Mark Slonaker     | 1997-2008    | 128-189 |
| Bob Hoffman       | 2008-Present | 126-82  |

## BY WINS


| Rank | Coach           | Wins |
|------|-----------------|------|
| 1.   | Bill Bibb       | 222  |
| 2.   | Robert Wilder   | 147  |
| 3.   | Mark Slonaker   | 128  |
| 4.   | Bob Hoffman     | 126  |
| 5.   | James Cowan     | 103  |
| 6.   | Bill Hodges     | 62   |
| 7.   | Dwayne Morrison | 48   |
| 8.   | Lake Russell    | 41   |
| 9.   | Dan Nymicz      | 40   |
| 10.  | M.P. Gilliam    | 36   |

## BY WINNING PERCENTAGE

| Rank | Coach             | Wins |
|------|-------------------|------|
| 1.   | Dwayne Morrison   | .686 |
| 2.   | C.C. "Doc" Stroud | .643 |
| 3.   | Bob Hoffman       | .605 |
| 4.   | C.C. McClure      | .571 |
| 5.   | James Cowan       | .563 |
| 6.   | Bill Bibb         | .534 |



Bob Hoffman has led Mercer to three-straight 20+ win seasons.



Bill Bibb ('74-89) is Mercer's all-time wins leader

# ALL-TIME ROSTER

## A

|                 |         |
|-----------------|---------|
| Shaddean Aaron  | 2004-08 |
| Mark Adamson    | 1997-99 |
| Ross Alacqua    | 2002-07 |
| Ray Allen       | 1957-58 |
| Jackie Anderson | 1958-60 |
| John Anderson   | 1964-65 |
| Brad Arthur     | 2001-02 |
| Bobby Ash       | 1963-64 |

## B

|                       |                     |
|-----------------------|---------------------|
| Marvin Bailey         | 1968-72             |
| Scott Bailey          | 1986-90             |
| Talmadge Bailey       | 1946-47             |
| Clarence Baker        | 2001-03             |
| Ray Banks             | 1956-60             |
| Bert Barnes           | 2002-03             |
| Dilmas Barnett        | 1947-49             |
| Don Baxter            | 1961-65             |
| Mark Baynes           | 1988-90             |
| Robert Belloir        | 1966-69             |
| Jeff Belmer           | 1993-95             |
| Roy Bennett           | 1974-75             |
| <b>James Bento</b>    | <b>2013-Present</b> |
| Olaf Bergwall         | 1957-58             |
| Don Bethel            | 1974-75             |
| Brad Bibb             | 1978-81             |
| Hoyt Biggers          | 1946-47             |
| John Binns            | 1954-56             |
| Harold Bivins         | 1948-50             |
| Stanley Black         | 1977-79             |
| Chad Boggan           | 1989-93             |
| Tony Bolds            | 1981-84             |
| Bruce Boler           | 1969-70             |
| Ryan Boles            | 2000-01             |
| Roger Bolton          | 1954-57             |
| Toof Boone            | 1954-55             |
| Adam Bowling          | 1990-92,93-95       |
| Monnie Brabham        | 1969-73             |
| Victor Bristol        | 1994-96             |
| DJ Brooks             | 2013-14             |
| Kevin Brooks          | 1993-94             |
| Andre Brown           | 1973-76             |
| Andrew Brown          | 2003-06             |
| Bob E. Brown          | 1952-53             |
| Earnest Brown         | 1998-00             |
| Kenny Brown           | 1990-93             |
| <b>Lawrence Brown</b> | <b>2012-Present</b> |
| Leroy Brown           | 1996-97             |
| Monty Brown           | 2010-14             |
| Duke Bryan            | 1951-52             |
| <b>Jibri Bryan</b>    | <b>2010-Present</b> |
| Bob Burks             | 1949-51             |
| Darryl Burton         | 1981-83             |

## C

|                     |         |
|---------------------|---------|
| Kevin Canevari      | 2010-14 |
| Bob Caldwell        | 1949-50 |
| Everett Callaway    | 1985-87 |
| Lance Carter        | 1995-96 |
| Norman Carter       | 1957-59 |
| Glenn Cassell       | 1949-52 |
| Justin Cecil        | 2010-12 |
| Eric Chambers       | 1983-85 |
| Maynard Chambers    | 1955-56 |
| Walter Chandler     | 1966-67 |
| Jim Chapman         | 1962-63 |
| Richard Childs      | 1964-67 |
| John Chvatal        | 2000-02 |
| Lamar Clements      | 1947-51 |
| Pete Clements       | 1955-56 |
| Butch Clifton       | 1959-63 |
| Phil Cochran        | 1972-76 |
| Tom Colquitt        | 1949-51 |
| Damitrius Coleman   | 2004-05 |
| Willie Cooper       | 1973-75 |
| BeJay Corley        | 2007-11 |
| Chip Coulter        | 1973-75 |
| Daniel Coursey      | 2010-14 |
| Glenn Cowart        | 1965-66 |
| Lamont Craft        | 1956-57 |
| Ahmad Crawford      | 2001-02 |
| Quincy Crawford     | 1947-49 |
| Eddie Creech        | 1969-73 |
| W.P. (Bud) Culbreth | 1955-56 |
| Frank Cunningham    | 1963-64 |
| Tracey Curtis       | 1977-78 |
| Keith Czaplá        | 1983-85 |

## D

|                 |         |
|-----------------|---------|
| W.D. Dooly      | 1947-48 |
| Kenny Daugherty | 1976-80 |
| Alec Davis      | 1958-59 |
| Evans Davis     | 1997-99 |
| Flo Davis       | 1988-90 |
| Greg Davis      | 1985-87 |
| Justin Davis    | 2007-08 |
| Steve Davis     | 1997-99 |
| Gideon Dial     | 1946-48 |
| Bill Dismuke    | 1946-47 |
| Charlie Dixon   | 1971-73 |
| Mayes Dobbins   | 1946-50 |
| Sam Dolan       | 2004-08 |
| Brian Dranzik   | 1989-90 |
| Jesse Duckworth | 1949-50 |
| Wesley Duke     | 1999-05 |
| Joe Dulick      | 1959-62 |
| Roger Dunaway   | 1964-65 |
| Tom Dykes       | 1946-47 |

## E

|                  |                |
|------------------|----------------|
| Jason Ealing     | 1996-97        |
| Frank Edwards    | 1958-62        |
| Jay Eiche        | 1975-79        |
| Reggie Elliott   | 1994-96        |
| Michael Ellis    | 2007-2009      |
| Daniel Emerson   | 2009-          |
| Scott Emerson    | 1999-04        |
| Will Emerson     | 2001-06        |
| Roderick English | 1970-71        |
| Tony Etchison    | 1991-92,93-96  |
| Abel Etienne     | 1994-95        |
| Joe Everett      | 1973-76, 77-78 |
| Bill Exum        | 1961-63        |

## F

|                       |                     |
|-----------------------|---------------------|
| Larry Falls           | 1969-72             |
| Scott Farley          | 1991-93,94-96       |
| Marc Farnell          | 1986-88             |
| Bill Finch            | 1957-59             |
| Woodrow Fincher       | 1963-64             |
| <b>Andrew Fishler</b> | <b>2014-Present</b> |
| Ray Flanders          | 1946-48             |
| James Florence        | 2007-               |
| Shane Franks          | 1995-96             |
| Mark Frederiksen      | 1988-89             |
| Richard Fritch        | 1959-61             |

## G

|                  |         |
|------------------|---------|
| Edgar Gallops    | 1952-53 |
| Gus Garcsar      | 1960-61 |
| Terry Garrett    | 1972-74 |
| Tony Gattis      | 1979-83 |
| Pete Geter       | 1983-87 |
| Hugh Gibson      | 1955-56 |
| Jesse Glouster   | 1946-47 |
| Michael Goldberg | 1990-94 |
| Russell Golden   | 1997-99 |
| Jakob Gollon     | 2009-14 |
| Isaac Gordon     | 2006-07 |
| Bruce Gordy      | 1968-72 |
| Bob Graham       | 1952-55 |
| Jim Graham       | 1967-71 |
| Robert Graham    | 1955-57 |
| Bob Green        | 1952-55 |
| Ledon Green      | 1992-96 |
| Mike Green       | 1971-73 |
| Bill Groover     | 1954-56 |
| Doug Guthrie     | 1983-85 |

## H

|                     |                     |
|---------------------|---------------------|
| Langston Hall       | 2010-14             |
| Mark Hall           | 2007-11             |
| <b>T.J. Hallice</b> | <b>2011-Present</b> |

# ALL-TIME ROSTER

|                   |           |
|-------------------|-----------|
| Micalvin Hammonds | 2003-07   |
| Bobby Hansen      | 2000-04   |
| Dennis Hanson     | 1973-75   |
| Leonard Hardin    | 1970-74   |
| Ray Hardman       | 1960-62   |
| Bill Harris       | 1950-51   |
| David Harris      | 1950-51   |
| Doug Harris       | 1956-60   |
| Elston Harris     | 1982-86   |
| Melvin Harris     | 2001-02   |
| Sandy Harris      | 1961-65   |
| Shaquille Harris  | 2011-12   |
| Wallace Harris    | 1952-54   |
| Jim Hearn         | 1961-64   |
| Steve Hendrickson | 1974-77   |
| Calvin Henry      | 2006-2009 |
| Lloyd Hensley     | 1959-60   |
| Jim Hildebrandt   | 1967-68   |
| Chris Hill        | 1999-01   |
| Kenny Hill        | 1996-97   |
| Jimmy Hines       | 1949-50   |
| Royce Hobbs       | 1953-54   |
| Hugh Hodges       | 1954-55   |
| Vasil Hoffich     | 1951-54   |
| Darius Hogans     | 2009-10   |
| Eddie Holland     | 2000-01   |
| Otis Holloway     | 1985-86   |
| Tim Holloway      | 1986-87   |
| Justin Howard     | 1999-03   |
| James Hughes      | 1951-55   |
| John Hughes       | 1951-55   |
| Bill Hull         | 1951-52   |
| John Hulsey       | 1951-52   |
| Craig Hunt        | 1993-94   |

## I

|                   |         |
|-------------------|---------|
| Lloyd Industrious | 1991-92 |
|-------------------|---------|

## J

|                      |                     |
|----------------------|---------------------|
| Eric Jackson         | 1985-89             |
| Marquise Jackson     | 2008-11             |
| Jay January          | 2001-04             |
| <b>Stephon Jelks</b> | <b>2014-Present</b> |
| John Jewett          | 1950-54             |
| Louis Johnson        | 1967-68             |
| Mark Johnson         | 1997-98             |
| Tommy Johnson        | 1956-60             |
| Travis Johnson       | 1980-82             |
| David Jones          | 1970-74             |
| Eddie Jones          | 1979-81             |
| William Jones        | 1985-86             |

## K

|              |         |
|--------------|---------|
| Larry Keller | 1981-82 |
| Joe Kenis    | 1982-84 |

|                 |         |
|-----------------|---------|
| Mike Kennedy    | 1989-93 |
| John Kinman     | 1971-72 |
| Aulbert Kinsaul | 1946-50 |
| Melvin Kinslow  | 1955-57 |
| Rodney Kirtz    | 1997-01 |
| Dan Kniffen     | 1977-78 |
| E.J. Kusnyer    | 2008-10 |

## L

|                        |                     |
|------------------------|---------------------|
| John LaPish            | 1969-71             |
| Paul Larsen            | 2010-12             |
| Terry Lawyer           | 1998-99             |
| <b>Phillip Leonard</b> | <b>2013-Present</b> |
| David Lewis            | 1977-79             |
| <b>Jestin Lewis</b>    | <b>2014-Present</b> |
| Jim Lindsey            | 1951-52             |
| Lehman Lindsey         | 1953-54             |
| Jeff Linville          | 1975-79             |
| Jerry Lisle            | 1955-56             |
| Harry Lockhart         | 1951-52             |
| Curtis Lockridge       | 1960-61             |
| Wilfred Louigene       | 1985-86             |
| Joe Lowe               | 1953-56             |

## M

|                   |                     |
|-------------------|---------------------|
| Jack Manton       | 1962-63,64-66       |
| Mac Marchman      | 1947-49             |
| Tommy Marshall    | 1947-48             |
| A.J. Martin       | 2006-07             |
| Tommy Martin      | 1958-59             |
| Larry Mashburn    | 1958-59             |
| David Matthews    | 2000-04             |
| Bryan Maynard     | 1984-85             |
| Korey McCray      | 1997-01             |
| Tyler McCurry     | 2001-05             |
| John McGriff      | 1955-58             |
| Donny McLendon    | 2002-03             |
| Jesse McMillan    | 1997-00             |
| Attrice Meeks     | 1989-90             |
| Richard Miles     | 1955-56             |
| Robert Miles      | 1977-79             |
| Ron Miller        | 1987-88             |
| Tim Miller        | 1972-73             |
| Brian Mills       | 2007-               |
| James Milton      | 1958-62             |
| R.J. Miskimon     | 2009-11             |
| Sam Mitchell      | 1981-85             |
| Tom Mitchell      | 1965-69             |
| Tommy Mixon       | 1951-55             |
| David Mock        | 1975-77             |
| Steve Moody       | 1963-67             |
| Cary Moore        | 1954-56             |
| Chris Moore       | 1983-87             |
| Oscar Moore       | 1988-90             |
| <b>Tyre Moore</b> | <b>2014-Present</b> |

|                     |                     |
|---------------------|---------------------|
| Rodney Mosley       | 1978-82             |
| <b>John Mosser</b>  | <b>2013-Present</b> |
| <b>Darius Moten</b> | <b>2010-Present</b> |
| Aleem Muhammad      | 1998-03             |
| Bob Murdock         | 1946-49             |
| Joe Murray          | 1955-56             |
| J.W. Naftel         | 1986-88             |
| Bill Naylor         | 1964-68             |

## N

|                   |                     |
|-------------------|---------------------|
| <b>Niklas Ney</b> | <b>2014-Present</b> |
| Charles Newton    | 1962-66             |
| Ken Nixon         | 1969-72             |
| Ronnie Nixon      | 1997-98             |
| Byron Norris      | 1964-66             |
| <b>Ike Nwamu</b>  | <b>2012-Present</b> |

## O

|             |         |
|-------------|---------|
| Mark Odom   | 1992-95 |
| James Odoms | 2003-05 |
| Jim Ogden   | 1963-64 |
| Lindsay Orr | 1972-74 |
| Chris Ott   | 1997-99 |
| Bruce Otto  | 1967-68 |

## P

|                      |                     |
|----------------------|---------------------|
| <b>Matt Panaggio</b> | <b>2013-Present</b> |
| Maurice Parks        | 1990-91             |
| L.W. Parr            | 1946-47             |
| Chuck Pauldo         | 1982-83             |
| Bill Pearce          | 1960-62             |
| Ray Pearson          | 1962-64             |
| Bob Pender           | 1946-48             |
| Marcus Pender        | 1948-49             |
| Hrvoje Pervan        | 2006-07             |
| Brian Pfohl          | 2004-08             |
| Chris Phillips       | 1987-89             |
| John Pat Pickles     | 1999-01             |
| Marcus Poole         | 1974-75             |
| Doug Porter          | 1967-70             |
| David Posey          | 1957-58             |
| Dylan Poston         | 2012-13             |
| Yauun Pounds         | 1990-93             |
| Gene Powell          | 1956-57             |

## R

|                |               |
|----------------|---------------|
| Melvin Randall | 1981-85       |
| Silas Read     | 1957-58       |
| Viviano Reaves | 1980-81       |
| Ken Redmond    | 1968-70       |
| Bob Reeder     | 1948-51       |
| Stewart Reese  | 1975-79       |
| Bob Reeves     | 1961-63,64-66 |
| Richard Reid   | 1950-54       |
| Rob Renfroe    | 1990-91       |

## ALL-TIME ROSTER

|                       |                     |
|-----------------------|---------------------|
| Maynard Reynolds      | 1947-48,50-51       |
| Thomas Rhodes         | 1964-65             |
| Woodrow Richardson    | 1954-58             |
| <b>Desmond Ringer</b> | <b>2014-Present</b> |
| <b>Demetre Rivers</b> | <b>2014-Present</b> |
| Dennis Roberts        | 1979-80             |
| Jud Roberts           | 1965-69             |
| William F. Roberts    | 1952-53             |
| Ryan Robinson         | 1993-96             |
| Thurlester Robinson   | 1996-97             |
| John Rogers           | 1986-88             |
| Jay Ross              | 1976-80             |

### S

|                          |                     |
|--------------------------|---------------------|
| Josh Sagester            | 1999-01             |
| Bobby Satterfield        | 1950-51             |
| Greg Schroeder           | 1973-74             |
| Bert Schwartz            | 1950-54             |
| Jack Scott               | 1969-73             |
| Irvin Seeman             | 1967-68             |
| Larney Shakur            | 2008-09             |
| Elijah Shaw              | 1975-77             |
| W.L. Shepard             | 1957-59             |
| Bob Shuler               | 1946-48             |
| Bruce Simms              | 1997-98             |
| Danny Skinner            | 1975-76             |
| Jacob Skogen             | 2003-05             |
| Kevin Skurka             | 1995-97             |
| Michael Slonaker         | 2002-07             |
| Billy Smith              | 1970-74             |
| Ches Smith               | 1947-48             |
| Chris Smith              | 2009-13             |
| Max Smith                | 1955-58             |
| Mike Smith               | 1990-92             |
| Travis Smith             | 2011-13             |
| Hugh Snow                | 1946-48             |
| Chance Solomon           | 1992-93,94-95       |
| Bob Sparks               | 1951-52             |
| Steve Spears             | 1983-84             |
| James Spivey             | 1959-61             |
| Isaac Stallworth         | 1997-99             |
| Sidiki Straub            | 2009-10             |
| <b>Jordan Strawberry</b> | <b>2014-Present</b> |
| Bryan Stephens           | 1976-77             |
| Baxter Stewart           | 1946-48             |
| Charles Stewart          | 1963-65             |
| Rudy Stewart             | 1948-50             |
| Jeff Stingel             | 1990-91,92-94       |
| Nick Strickland          | 1951-52             |
| Jay Stroman              | 1987-91             |
| William F. Sutton        | 1946-48             |

### T

|                |         |
|----------------|---------|
| Dartez Talbott | 1978-81 |
| Marvin Tarpley | 1959-60 |
| Chuck Taylor   | 1983-84 |

|                  |         |
|------------------|---------|
| David Taylor     | 1966-68 |
| Dwayne Taylor    | 1987-89 |
| Geary Taylor     | 1973-75 |
| Terry Teague     | 1979-83 |
| Bud Thomas       | 2010-14 |
| Morris Thompson  | 1980-82 |
| Shaun Thompson   | 1991-93 |
| Seabe Thornton   | 1968-69 |
| Richard Thornton | 1947-48 |
| Jerry Thruston   | 1974-77 |
| Jim Tippet       | 1965-66 |
| Reggie Titus     | 1987-89 |
| Leroy Turner     | 1974-76 |
| Will Tuttle      | 1993-95 |
| Newman Tye       | 1962-63 |

### V

|              |         |
|--------------|---------|
| Tracy Vaughn | 1985-89 |
| Barry Veal   | 1984-85 |
| Donnie Veal  | 1957-61 |
| Inman Veal   | 1952-53 |
| Jim Veber    | 1946-47 |
| Jay Vickers  | 1999-02 |
| Brad Voegerl | 1976-78 |

### W

|                    |               |
|--------------------|---------------|
| Benton Wade        | 1979-81       |
| Andrew Walker      | 2000-05       |
| Brendan Walker     | 2006-10       |
| Earl Walker        | 1983-85       |
| Rick Walker        | 1977-81       |
| Spencer Walker     | 1949-51       |
| Scott Waller       | 1988-92       |
| Reggie Washington  | 1988-89       |
| Montavious Waters  | 2006-07       |
| Nathan Webb        | 1949-51       |
| William Webb       | 1959-60       |
| P.J. Wells         | 1982-83       |
| Noel West          | 1998-03       |
| Spears Westbrook   | 1966-68       |
| Charles Weston     | 1964-67       |
| Anthony White, Jr. | 2012-14       |
| Frank Whiteley     | 1956-57,58-59 |
| Vernon Whitney     | 1975-76       |
| David Wilbanks     | 1965-66       |
| Tommy Day Wilcox   | 1961-65       |
| Bobby Wilder       | 1950-52       |
| Glenn Wilkes       | 1946-50       |
| Danny Williams     | 1976-77       |
| David Williford    | 1958-59       |
| Ben Wilson         | 1986-88       |
| Delmar Wilson      | 2002-04       |
| Emory Wilson       | 1949-53       |
| Donny Woods        | 1990-94       |
| Kymon Woods        | 2011-12       |
| Billy Woodward     | 1950-51       |

|                 |         |
|-----------------|---------|
| Torris Woolfolk | 1999-00 |
| Ed Wright       | 1948-49 |
| Teko Wynder     | 1974-75 |

### Y

|              |         |
|--------------|---------|
| Bill Yoast   | 1948-49 |
| Donnie Young | 1951-54 |
| Terry Young  | 1992-94 |

### Z

|                  |         |
|------------------|---------|
| Vladimir Zujovic | 1999-01 |
|------------------|---------|

# THE MERCER EXPERIENCE...



**M**ercer University is one of America's oldest and most distinctive institutions of higher learning, offering rigorous programs that span the undergraduate liberal arts to doctoral-level degrees. Founded by early 19th century Baptists, Mercer's mission is to teach, to learn, to create, to discover, to inspire, to empower and to serve.

With approximately 8,500 students enrolled in 12 schools and colleges on campuses in Macon, Atlanta and Savannah; three medical school sites in Macon, Savannah and Columbus; and at four Regional Academic Centers around the state, Mercer is consistently ranked among the nation's leading institutions by such publications as U.S. News & World Report, which in 2013 named Mercer as the No. 2 Best Value in the South. Our more than 68,000 alumni are making important contributions to their professions and communities throughout Georgia, the Southeast and the world.

While offering a breadth of programs found at much larger universities, Mercer maintains an intimate, student-focused culture more characteristic of smaller liberal arts colleges. Mercer's uniqueness is found in the way the University integrates five defining components of its mission: Liberal Learning, Professional Knowledge, Discovery, Service to Humankind and Community.

# CAMPUS LIFE

Even with its picturesque setting, the spirit of Mercer is not in the grandeur of its buildings, but in the graciousness of its people - a friendly, family-like community of faculty, staff and students who strive for excellence in all that they do.

The University offers a wealth of fascinating experiences and activities both in and outside the classroom. From academic clubs and honor societies, to performing arts and special interest groups, to 16 national fraternities and sororities on campus, students can choose from more than 80 on-campus organizations to discover new talents and interests and to gain important leadership skills they will need for life after college.




# RESIDENCE LIFE

The benefits of campus living are numerous - the development of life-long friendships, a sense of community, enhancing campus involvement and higher academic performance. For many new students this is the first time they have lived away from home and the community that develops on campus and in residence halls becomes a second family.

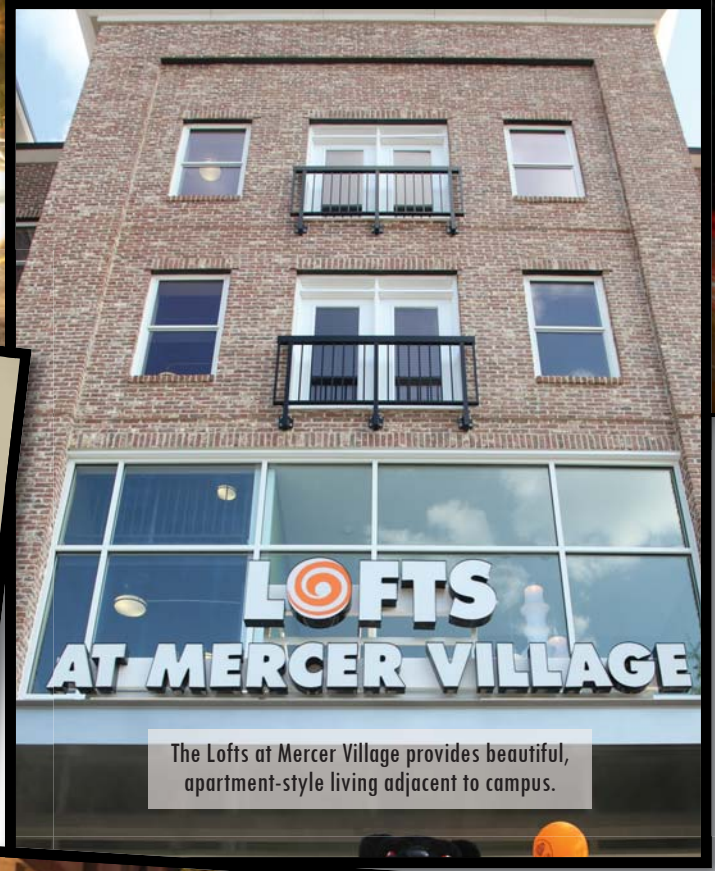
All freshman and sophomores (first-year and/or transfer students) are required to live on campus, with the exception of married students, students above the age of 21, students with children and/or students who live at home with a parent or guardian within reasonable commuting distance. In each of Mercer's residence halls, safety comes first and foremost. The exterior doors are locked at all times and students use their identification cards to gain access into their residence hall.



# MERCER VILLAGE



The typical interior of the common space of one of the apartments in The Lofts at Mercer Village.



The Lofts at Mercer Village provides beautiful, apartment-style living adjacent to campus.



The Barnes & Noble bookstore is located in Mercer Village and also stocks plenty of Mercer gear to show your school spirit!



Mercer Village has fast become a place-to-be in Macon's College Hill Corridor project!

# ACADEMIC DIVISIONS

**College of Liberal Arts (Macon):** The oldest of the University's academic units, the College of Liberal Arts remains the cornerstone of Mercer's educational programs, offering an array of baccalaureate programs in the humanities, fine arts, sciences and social sciences.

**Walter F. George School of Law (Macon):** Founded in 1873, Mercer's Law School is one of the oldest law schools in the United States and the first in the state of Georgia accredited by the American Bar Association. Its innovative Woodruff Curriculum — which focuses on ethics and practical skills — earned the Gambrell Professionalism Award from the A.B.A. in 1996 for its "depth and excellence." A second ABA Gambrell Professionalism Award was awarded to Mercer Law School in 2014 for its first-year required professionalism course.

**Eugene W. Stetson School of Business and Economics (Macon, Atlanta, Douglas County, Henry County, Savannah):** Offering the B.B.A. and M.B.A. degrees in Macon and Atlanta; the M.Acc. in Atlanta; the M.B.A. in Savannah; and the B.B.A. degree in Douglas County, the School holds the highest level of accreditation for business education by AACSB International – the Association to Advance Collegiate Schools of Business.

**School of Engineering (Macon):** Mercer's innovative and academically challenging engineering-related programs provide students with a comprehensive education, featuring a solid foundation in mathematics and sciences, a core engineering curriculum, a range of courses in engineering specialties and a strong emphasis on communication technologies. The School of Engineering continues to be ranked by U.S. News & World Report as one of the top three master's degree-level engineering schools in the Southeast and one of the top 50 in the nation.

**Tift College of Education (Macon, Atlanta, Savannah, Regional Academic Centers):** The College prepares more professional educators than any other private college or university in Georgia, offering baccalaureate and graduate degrees. Guided by the conceptual framework of the "Transforming Practitioner," Tift College is dedicated to preparing effective teachers and educational leaders who aspire to grow professionally throughout their careers, while also seeking to transform the lives of students.

**James and Carolyn McAfee School of Theology (Atlanta):** Established in 1996, McAfee School of Theology brings Jesse Mercer's founding vision of providing students with a classical and theological education full circle as it prepares students for the ministry.

**Penfield College of Mercer University (Macon, Atlanta, Regional Academic Centers):** The College offers undergraduate and graduate programs to working adults seeking professional advancement or transition and leadership roles in and beyond their communities. The College provides students with distinctive, multidisciplinary programs that integrate theory and practice, liberal learning and professional education, and knowledge and experience.

**Townsend School of Music (Macon):** Townsend School of Music is nationally recognized for its artist faculty, award-winning students, wide range of performance ensembles and state-of-the-art facilities. Specialized music programs include the Townsend-McAfee Institute for Graduate Church Music Studies, the Robert McDuffie Center for Strings, and the Joan Stockstill Godsey Center for Keyboard Studies.

**Division of Library Services (Macon, Atlanta, Savannah, Regional Academic Centers):** The mission of Mercer's libraries is to serve as learning-centered gateways of information resources through robust collections and innovative, technology-rich patron services to support the educational endeavors of the University community.

**Mercer University Press (Macon):** Since its establishment in 1979, Mercer Press has published more than 1,300 titles, generally in the areas of Southern history, philosophy, religion and regional studies. The Press holds membership in the Association of American University Presses.

**Mercer Engineering Research Center (MERC) (Warner Robins):** Founded in 1987, MERC provides engineering research services to private industries and government agencies, including the Department of Defense. Since its inception, MERC has exceeded \$300 million in contract revenue.

**Mercer Health Sciences Center School of Medicine (Macon, Atlanta, Savannah, Columbus):** The School was established in 1982 to educate physicians and health professionals to meet the primary care and health care needs of rural and medically underserved areas of Georgia. The School of Medicine currently operates two four-year campuses. Following their second year, students participate in core clinical clerkships at the School's primary teaching hospitals: Medical Center of Central Georgia in Macon, Memorial University Medical Center in Savannah, and The Medical Center and St. Francis Hospital in Columbus. The School also offers the Master of Family Therapy degree in Macon and Atlanta and the Ph.D. and Psy.D. in Clinical Medical Psychology in Macon.

**College of Pharmacy (Atlanta):** For more than a century, the College has maintained a tradition of excellence and a national reputation for producing leaders in the health care profession and has made notable contributions to the fields of pharmacy and health sciences. Mercer is ranked as the No. 4 private pharmacy school in the United States and among the top private and public pharmacy schools.

**Georgia Baptist College of Nursing (Atlanta):** Established in 1902, the College is nationally recognized for educating superior nursing leaders who provide significant health care contributions around the world. In addition to a Bachelor of Science in Nursing degree, the College also offers the Master of Science in Nursing,

with specialties in nursing education, family nurse practitioner, and clinical nurse specialist; Doctor of Nursing Practice; and the Doctor of Philosophy (nursing).

**College of Health Professions (Macon, Atlanta):** The College is composed of three departments: Physical Therapy, Physician Assistant Studies and Public Health. The College offers a Doctor of Physical Therapy (D.P.T.) degree, and master's degrees in physician assistant studies (M.M.Sc.) and public health (M.P.H.). In addition, the College offers post-professional residencies and fellowships. The College seeks to improve the health and quality of life of individuals and society through excellence in teaching, research and service.



**MU QUICK FACTS**

- Founded**  
1833
- President**  
William D. Underwood
- Enrollment (Fall 2013)**  
8361 Total | 4425 Undergraduate  
2127 Graduate | 1809 Professional
- Alumni**  
71,000
- Overall Operating Budget**  
\$220,837,751
- Number of Faculty & Staff**  
1,594