



@MercerMBB
#BearDownMU
#STIR

MEN'S BASKETBALL NOTES

MERCER BEARS

5-4
OVERALL

0-0
SOCON

Bob Hoffman
HEAD COACH

169-117
RECORD AT MERCER
(NINTH SEASON)



VS.



CLEMSON TIGERS

5-2
OVERALL

0-0
ACC

Brad Brownell
HEAD COACH

112-89
RECORD AT CU
(SEVENTH SEASON)

SCHEDULE

OVERALL 5-4 SoCon 0-0
H 4-1 | A 0-1 | N 1-2

NOVEMBER

Fri. 11	Brewton-Parker	ESPN3	W, 87-53
Sun. 13	! vs. Florida	ESPNU	L, 54-76
Sun. 20	^ Georgia Southern	ESPN3	W, 80-67
Tue. 22	^ Radford	ASN	W, 58-47
Fri. 25	^% vs. East Carolina	-	W, 70-66
Sat. 26	^% vs. Akron	-	L, 63-65
Tue. 29	Davidson	FB Live	L, 57-78

DECEMBER

Sat. 3	at George Mason	A10 Net	L, 68-79
Wed. 7	Oglethorpe	ESPN3	W, 98-41
Sat. 10	at Clemson	ACC Net Extra	4 p.m.
Sun. 18	at Auburn	SEC Network	1 p.m.
Thur. 22	La Salle	ASN	7 p.m.
Wed. 28	at Kennesaw State	-	7 p.m.
Sat. 31	* at Wofford	-	1 p.m.

JANUARY

Mon. 2	* at Furman	-	7 p.m.
Thur. 5	* VMI	ESPN3	7:30 p.m.
Sat. 7	* ETSU	ESPN3	4:30 p.m.
Wed. 11	* at Samford	-	8 p.m.
Sat. 14	* Chattanooga	ASN	2 p.m.
Thur. 19	* UNCG	ESPN3	7 p.m.
Sat. 21	* at Western Carolina	-	2 p.m.
Sat. 28	* The Citadel	ESPN3	4:30 p.m.
Mon. 30	* Western Carolina	ESPN3	7 p.m.

FEBRUARY

Thur. 2	* Furman	ESPN3	7 p.m.
Sat. 4	* Wofford	ESPN3	4:30 p.m.
Thur. 9	* at VMI	ESPN3	7 p.m.
Sat. 11	* at ETSU	ESPN3	4 p.m.
Sat. 18	* at The Citadel	-	1 p.m.
Wed. 22	* UNCG	ESPN3	7 p.m.
Sat. 25	* at Chattanooga	-	5 p.m.
Mon. 27	* Samford	ESPN3	7 p.m.

MARCH

3-6	& SoCon Tournament	ESPN3	TBA
-----	--------------------	-------	-----

OPENING TIPOFF

Mercer will play just its second true road game of the season Saturday when the Bears visit Clemson for the first time in over 22 years.

SERIES HISTORY

Mercer and Clemson will meet for the 11th time overall and first time since 1994 in a series that dates back to the 1921-22 season.

Mercer won the first four meetings with Clemson taking the last six in the series.

SCOUTING CLEMSON

Clemson enters the game with a 5-2 mark, having won their last three. In the lone common opponent, CU defeated Davidson 95-78 on Nov. 17.

The Tigers are led by Jaron Blossomgame's 17.4 points per game and Clemson has five players currently averaging double-digit points. Sidy Djitte is averaging 10.4 rebounds per game.

LAST TIME OUT

Demetre Rivers scored career highs with 30 points and 5 of 9 3-pointers and Mercer cruised past Division III Oglethorpe 98-41 on Wednesday night.

Rivers, who turned 21 Wednesday, scored 20 points and made four 3s in the first half, including back-to-back 3-pointers amid a game-breaking 17-2 run, and the Bears (5-4) led 45-25 at halftime.

TODAY'S MATCHUP IN THE RANKINGS

Ranking	Mercer	Opp.
ESPN BPI	-	-
ESPN RPI	135	76
KenPom	186	37
NCAA RPI	139	66
Warren Nolan	139	66

GAME INFORMATION

Date/Time: Saturday, Dec. 10 • 7 p.m.
Location: Clemson, S.C. • Littlejohn Coliseum (9,000)
Live Stats: MercerBears.com/livestats
Twitter Updates: @MercerMBB
Tickets: tickets.mercer.edu

SERIES INFORMATION

Series Record: Clemson leads, 6-4
In Macon: Mercer leads, 4-1
In Clemson: Clemson leads, 5-0
Neutral/Unknown: No Meetings
Last Meeting: CU, 70-51, on 12/5/1994 in Clemson
Streak: Clemson, 6

TV INFORMATION

Television: ACC Network Extra | Watch ESPN
Talent: Don Munson (play-by-play)
Bob Mihalic (analyst)

RADIO INFORMATION

Radio: Mercer Sports Network
Flagship: 97.3 FM The Bull Icons (Macon)
Play-by-Play: Rick Cameron

STATISTICAL COMPARISON

	MERCER	Opp.
Scoring Average	70.6	76.9
Opp. Scoring Average	63.6	67.1
Scoring Margin	+7.0	+9.7
FG Percentage	.453	.438
3FG Percentage	.343	.344
FT Percentage	.745	.753
Rebounding Average	37.6	35.3
Assists Per Game	14.8	13.6
Steals Per Game	4.1	7.9
Blocks Per Game	2.4	4.9

! - in Jacksonville, Fla.
^ - Savannah Invitational
% - in Savannah, Ga.
* - Southern Conference game
& - Southern Conference Tournament (Asheville, N.C.)

MEDIA RELATIONS

Patrick T. Walsh






Assistant AD for Media Relations

e: walsh_pt@mercer.edu

o: 478-301-5209

c: 318-514-9203

MERCER STARTING FIVE (Based on Previous Games)

				
0 RINGER R-Jr. F	5 STRAWBERRY Jr. G	10 HOLLAND R-Jr. G	15 JELKS Jr. F	23 RIVERS Jr. G
MIN 22.7	MIN 26.1	MIN 32.5	MIN 22.8	MIN 28.8
PPG 6.6	PPG 8.1	PPG 18.4	PPG 6.4	PPG 13.7
FG% 57.8%	FG% 39.3%	FG% 45.5%	FG% 42.2%	FG% 61.3%
3FG% N/A	3FG% 27.3%	3FG% 37.7%	3FG% 30.0%	3FG% 42.9%
AST 2	AST 38	AST 17	AST 18	AST 14

NUMERICAL ROSTER

No.	Name	Pronunciation	Pos.	Ht.	Wt.	Yr.	Exp.	Hometown / Previous School
0	Desmond Ringer		F	6-9	255	R-Jr.	1L	McDonough, Ga. / South Carolina
1	Cory Kilby		F	6-7	195	So.	1L	Ada, Okla. / Ada HS
2	Jaylen Stowe		G	6-2	205	So.	1L	Harrisburg, N.C. / Hickory Ridge HS
3	Stephen Gavin		G	6-3	190	So.	SQ	Savannah, Ga. / Hilton Head Preparatory School
5	Jordan Strawberry		G	6-1	175	Jr.	2L	Anaheim, Calif. / South Kent School
10	Ria'n Holland	REE-on	G	6-0	152	R-Jr.	JC	Fayetteville, N.C. / Indian Hills CC
13	Ryan Johnson		G	6-5	192	R-So.	JC	Greensboro, N.C. / Tallahassee CC
14	Ethan Stair		G	6-5	205	So.	1L	Hazel Green, Ala. / Hazel Green HS
15	Stephon Jelks	STEF-on	F	6-6	225	Jr.	2L	Marietta, Ga. / North Cobb Christian School
20	Darius Roy		G	6-2	170	Fr.	HS	Lawton, Okla. / Lawton Eisenhower HS
23	Demetre Rivers	de-MEE-TREE	G	6-8	180	Jr.	2L	Ladson, S.C. / Stratford HS
24	Ross Cummings		G	6-3	165	Fr.	HS	Dickson, Tenn. / Creek Wood HS
25	Rashad Lewis		G	5-8	156	Jr.	JC	Valdosta, Ga. / Tallahassee CC
33	Mac Brydon		C	6-10	280	Fr.	HS	Charlotte, N.C. / Carmel Christian
44	JJ N'Ganga	NN-GAHNG-AH	C	6-10	250	R-Sr.	TR	Aubervilliers, France / New Mexico
55	Andrew Fishler		C	7-1	218	R-Sr.	1L	Cumming, Ga. / Gulf Coast State

RADIO / TV ROSTER




Desmond RINGER
F / 6-9 / 255
R-Jr. / 1L
McDonough, Ga.



Cory KILBY
F / 6-7 / 195
So. / 1L
Ada, Okla.




Jaylen STOWE
G / 6-4 / 200
So. / 1L
Harrisburg, N.C.




Stephen GAVIN
G / 6-3 / 190
So. / SQ
Savannah, Ga.




Jordan STRAWBERRY
G / 6-1 / 175
Jr. / 2L
Anaheim, Calif.



Ria'n HOLLAND
G / 6-0 / 152
R-Jr. / JC
Fayetteville, N.C.



Ryan JOHNSON
G / 6-5 / 192
R-So. / JC
Greensboro, N.C.



Ethan STAIR
G / 6-5 / 205
So. / 1L
Hazel Green, Ala.



Stephon JELKS
F / 6-6 / 225
Jr. / 2L
Marietta, Ga.




Darius ROY
G / 6-2 / 170
Fr. / HS
Lawton, Okla.




Demetre RIVERS
G / 6-8 / 180
Jr. / 2L
Ladson, S.C.



Ross CUMMINGS
G / 6-3 / 165
Fr. / HS
Dickson, Tenn.




Rashad LEWIS
G / 5-8 / 156
Jr. / JC
Valdosta, Ga.



Mac BRYDON
C / 6-10 / 280
Fr. / HS
Charlotte, N.C.



JJ N'GANGA
C / 6-10 / 250
R-Sr. / TR
Aubervilliers, France



Andrew FISHLER
C / 7-1 / 218
R-Sr. / 1L
Cumming, Ga.



Bob HOFFMAN
Head Coach
Ninth Season
Oklahoma Baptist, 1979



Doug ESLEECK
Associate Head Coach
Seventh Season
North Carolina, 2005



Jason EAKER
Assistant Coach
Fourth Season
UT Pan American, 2004



Jarred MERRILL
Assistant Coach
Second Season
Oklahoma Christian, 2005



Jonathan HOWARD
Director of Basketball Operations
Fifth Season
Oklahoma, 2006

PRONUNCIATION GUIDE

Ria'n Holland
Stephon Jelks
Demetre Rivers
JJ N'Ganga

REE-on
STEF-on
de-MEE-TREE
NN-GANG-AH

Doug Esleeck
Jason Eaker

ess-lick
A-ker

REMEMBER US?

The players probably don't. Saturday's game will mark the first time in 22 years (and five days, to be exact) that Mercer and Clemson have met on the hardwood. That is longer that most of the players on both sides have been alive (Mercer's Demetre Rivers just turned 21 on Wednesday).

Despite the proximity (the two campuses are separated by 165 miles) this will only mark the 11th meeting between the Bears and the Tigers (but no lions, oh my!). The two teams met five times between 1922 and 1935 but were never conference mates as Mercer entered the Southern Intercollegiate Athletic Association in 1921, the year after Clemson left for the Southern Conference. Mercer joined the SoCon starting with the 2014-15 season.

LAST TIME OUT VS. THE ACC

RALEIGH, N.C. (AP) -- Dunk City is long gone. Make way for the next bunch of bracket busters from the little-known Atlantic Sun Conference: Mercer.

Daniel Coursey scored 17 points as the 8,300-student school from Macon, Ga., delivered the biggest shocker in an already topsy-turvy NCAA tournament on Friday, going into Duke's backyard and knocking off the No. 3 seed Blue Devils, 78-71.

"This," Atlantic Sun player of the year Langston Hall said, "is what March Madness is all about."

The 14th-seeded Bears -- with a starting lineup of five seniors -- came back from five points down in the last 4:52 as Duke's offense collapsed.

They sent home one of the true blue-blood programs, coached by Hall of Famer Mike Krzyzewski and starring freshman Jabari Parker, who might have played his last game before heading to the NBA.

Mercer is coached by former Oklahoma Baptist player Bob Hoffman, who has banged around the coaching ranks from women's teams to the American Basketball Association to the Rio Grande Valley Vipers of the NBA Developmental League.

Next up: 11th-seeded Tennessee, which beat sixth-seeded Massachusetts 86-67, on Sunday in the third round.

Jakob Gollon scored 20 points and Daniel Coursey scored 17, helping the Bears overcome a season-high 15 3-pointers from Duke.

Mercer qualified for its first NCAA tournament since 1985 by winning the Atlantic Sun conference championship over Florida Gulf Coast, nicknamed "Dunk City" for the team's above-the-rim offense. A year earlier, the Bears lost that game and watched FGCU advance to the Sweet 16.

"When they were going on their run, we were sitting at home thinking, 'Man, that could have been us,'" Anthony White Jr. said.

Now it is.

Mercer scored 11 straight points during the late 20-5 run that clinched the biggest victory in school history and sent the Blue Devils to their second first-game exit in three years.

Quinn Cook scored 23 points and Rasheed Sulaimon added 20 for Duke.

LET'S MAKE IT FOUR IN A ROW

For Mercer, a win Saturday would mark the program's fourth consecutive win over an ACC opponent. In addition to the win over Duke, the Bears have recorded wins over Florida State and Georgia Tech in its last few games against ACC competition. The last Mercer loss to an ACC team was on Dec. 31, 2010 when the Bears fell at Georgia Tech, 87-78.

Mercer 78, Duke 71

3/21/14 12:15 p.m. at Raleigh, N.C. (PNC Arena)

VISITORS: Mercer 27-8

#	Player	tot-fg		3-pt		ft	fta	tot	pf	tp	a	to	blk	s	min
		fg	fga	fg	fga										
05	Bud Thomas	f	1	4	0	2	0	0	3	1	2	5	0	0	30
20	Jakob Gollon	f	5	9	1	3	9	5	1	20	2	1	0	2	33
52	Daniel Coursey	f	7	12	0	0	3	5	4	17	2	2	0	0	31
15	Anthony White Jr.	g	4	6	2	2	3	5	3	3	13	0	1	0	22
21	Langston Hall	g	3	5	1	2	4	5	3	1	11	5	3	0	35
01	Phillip Leonard		0	0	0	0	0	0	0	0	0	0	0	0	1
03	Kevin Canevari		0	1	0	1	0	0	0	0	0	1	0	0	6
10	Ike Nwamu		4	5	1	2	2	2	2	11	0	1	0	1	23
12	T.J. Hallice		0	1	0	0	0	0	1	0	0	0	0	0	3
22	Darius Moten		1	2	0	1	0	0	1	1	2	0	0	0	8
34	Jibri Bryan		0	0	0	0	0	0	3	0	0	1	0	0	4
45	Monty Brown		0	0	0	0	2	2	0	1	2	0	0	0	4
TEAM		3													
Totals.....		25	45	5	13	23	28	27	15	78	16	8	0	3	200

TOTAL FG%	1st Half: 11-21 52.4%	2nd Half: 14-24 58.3%	Game: 55.6%	DEADBL
3-Pt. FG%	1st Half: 3-9 33.3%	2nd Half: 2-4 50.0%	Game: 38.5%	REB
F Throw %	1st Half: 9-12 75.0%	2nd Half: 14-16 87.5%	Game: 82.1%	3

HOME TEAM: Duke 26-9

#	Player	tot-fg		3-pt		ft	fta	tot	pf	tp	a	to	blk	s	min
		fg	fga	fg	fga										
01	PARKER, Jabari	f	4	14	0	3	6	7	4	14	0	4	0	1	28
05	HOOD, Rodney	f	2	10	2	5	0	0	6	5	6	5	3	0	35
21	JEFFERSON, Amile	f	1	4	0	0	0	0	11	3	2	2	2	1	27
03	THORNTON, Tyler	g	1	2	1	1	3	3	1	2	6	3	1	0	23
14	SULAIMON, Rasheed	g	6	15	5	12	3	3	3	2	20	1	0	0	36
02	COOK, Quinn		8	11	7	10	0	0	4	3	23	4	2	0	35
13	JONES, Matt		0	1	0	1	0	0	0	1	0	0	0	0	2
15	HAIRSTON, Josh		0	0	0	0	0	0	1	1	0	0	0	0	4
34	DAWKINS, Andre		0	5	0	5	0	0	0	1	0	0	0	0	7
40	PLUMLEE, Marshall		0	0	0	0	0	0	0	0	0	0	0	0	3
TEAM		2													
Totals.....		22	62	15	37	12	13	35	22	71	15	12	1	6	199

TOTAL FG%	1st Half: 12-34 35.3%	2nd Half: 10-28 35.7%	Game: 35.5%	DEADBL
3-Pt. FG%	1st Half: 8-21 38.1%	2nd Half: 7-16 43.8%	Game: 40.5%	REB
F Throw %	1st Half: 3-4 75.0%	2nd Half: 9-9 100%	Game: 92.3%	1

Officials: Don Daily, Gerry Pollard, Tom O'Neil

Technical fouls: Mercer-None. Duke-None.

Attendance: 16,988

Score by Periods	1st	2nd	Total
Mercer	34	44	78
Duke	35	36	71

Fouled Out: Duke: #5 Hood, R. @ 1:07 in 2nd half

Points in the paint-MER 26, DU 10. Points off turnovers-MER 18, DU 7.

2nd chance points-MER 2, DU 23. Fast break points-MER 7, DU 5.

Bench points-MER 15, DU 23. Score tied-9 times. Lead changed-13 times.

Last FG-MER 2nd-00:44, DU 2nd-00:01.

Largest lead-MER by 10 2nd-00:04, DU by 7 1st-05:03.

MER led for 08:08. DU led for 23:11. Game was tied for 08:41.

Recent Mercer Games vs. ACC

Date	Opponent	Location	W/L	Score
12/10/2016	at Clemson	Clemson, S.C.	-	-
3/21/2014	vs. Duke	Raleigh, N.C.	W	78-71
12/2/2012	at Florida State	Tallahassee, Fla.	W	61-56
12/22/2011	at Georgia Tech	Atlanta, Ga.	W	62-59
12/31/2010	at Georgia Tech	Atlanta, Ga.	L	78-87



VS.



ALL-TIME SERIES

Overall	Clemson leads, 6-4
Home	Mercer leads, 4-1
Away	Clemson leads, 5-0
Neutral/Unknown Sites	No Meetings
Streak	Clemson, 6
Bob Hoffman vs. Oglethorpe	First Meeting

Last 10 Meetings

Date	Location	W/L	Score
1/19/1922	Macon	W	32-9
1/22/1923	Macon	W	17-12
1/16/1928	Macon	W	37-31
1/10/1929	Macon	W	40-24
2/16/1935	Clemson	L	20-50
12/5/1970	Clemson	L	46-61
12/5/1987	Clemson	L	68-103
12/30/1992	Clemson	L	69-87
1/10/1994	Macon	L	71-88
12/5/1994	Clemson	L	51-70



VS.



ALL-TIME RESULTS

Boston College	0-1
Clemson	4-6
Duke	1-2
Florida State	9-16
Georgia Tech	16-28
Louisville	0-1
Miami	1-2
North Carolina	0-7
NC State	3-1
Notre Dame	0-2
Pitt	0-0
Syracuse	0-0
Virginia	0-0
Virginia Tech	0-1
Wake Forest	0-2
TOTAL	34-69

A LOOK AT TODAY’S MATCHUP

TOP STRAWBERRY DISH

	Mercer	CU
3-pt Field Goal Attempts	110	231
Assist Turnover Ratio	50	95
Assists Per Game	120	189
Blocked Shots Per Game	270	57
Defensive Rebounds per Game	214	290
Fewest Fouls	53	2
Fewest Turnovers	85	13
Field-Goal Percentage	144	207
Field-Goal Percentage Defense	52	160
Free Throw Attempts	285	227
Free Throws Made	242	177
Free-Throw Percentage	53	43
Offensive Rebounds Per Game	96	119
Personal Fouls Per Game	13	1
Rebound Margin	58	260
Scoring Defense	41	91
Scoring Margin	108	79
Scoring Offense	253	119
Steals Per Game	339	63
Three Pt FG Defense	147	182
Three-Point Field Goals Per Game	157	126
Three-Point Field-Goal Percentage	196	195
Total 3-point FGM	116	219
Total Assists	85	290
Total Blocks	249	117
Total Rebounds	109	320
Total Rebounds Per Game	144	237
Total Steals	317	166
Turnover Margin	204	25
Turnovers Forced	328	45
Turnovers Per Game	29	52
Won-Lost Percentage	162	87

With five assists in 17 minutes played on Dec. 7, 2016 against Oglethorpe, Jordan Strawberry moved into Mercer’s top 10 charts with career assists. Entering the top 10 at 234 assists and with only 32 assists separating 10th from sixth, Strawberry is expected to move his way up the charts quickly this season.

Assists - Career

1. Langston Hall	633	2010-14	6. Everett Callaway	266	1985-87
2. Elston Harris	541	1982-86	7. Pete Geter	262	1983-87
3. James Florence	436	2006-10	8. Keith Czapla	257	1983-85
4. Korey McCray	344	1997-01	9. Clarence Baker	239	2001-03
5. Phillip Leonard	337	2013-16	10. Jordan Strawberry	234	2014-Pres.

TAKING CARE

Early this season Mercer is one of the better teams in the nation in taking care of the ball. Entering this week’s games, the Bears are ranked 29th nationally and first in the Southern Conference in turnovers per game. Mercer is only giving away the ball at a rate of 11.2 per game, one of the best marks in the nation.

DOES IT GET ANY EASIER?

Bob Hoffman claimed before the season started that this might be Mercer’s toughest schedule yet in his nine years in Macon. He might be right. Mercer’s strength of schedule currently ranks 46th in the nation (tied with Texas A&M). Bears opponents have accumulated a record of 32-19 so far this season, a .627 winning clip ranking 46thth nationally and first in the Southern Conference.

RIA’N CHANNELS HIS INNER PETULA CLARK

Early in his first season in a Mercer uniform, Ria’n Holland has already established himself as a dangerous threat from downtown. He enters this game as one of the better shooters in the nation from beyond the arc.

Ria’n Holland from Downtown

Category	National Rank	SoCon Rank	Stat
3pt FG per game	65	4	2.88
3pt FG overall	95	7	23
3pt FG attempted	79	6	61
Points Per Game	100	4	18.4

MID-MAJOR RANKINGS

COLLEGE INSIDER

RK	TEAM	REC	PTS	PRV	CONFERENCE
1.	Gonzaga (26)	8-0	770	1	West Coast
2.	Saint Mary’s (5)	6-0	748	2	West Coast
3.	Valparaiso	7-1	696	3	Horizon
4.	Wichita State	7-2	692	4	Missouri Valley
5.	UNCW	7-1	649	5	Colonial
6.	Fort Wayne	7-2	566	7	Summit
7.	UT Arlington	6-3	530	11	Sun Belt
8.	Chattanooga	6-2	502	8	Southern
9.	ETSU	7-1	474	9	Southern
10.	Monmouth	6-2	473	10	Metro Atlantic
11.	Ohio	5-1	447	6	Mid-American
12.	Oakland	8-1	386	25	Horizon
13.	Illinois State	4-2	368	13	Missouri Valley
14.	Belmont	3-3	338	18	Ohio Valley
15.	BYU	5-3	297	14	West Coast
16.	Florida Gulf Coast	5-3	295	19	Atlantic Sun
17.	Tennessee State	7-1	278	17	Ohio Valley
18.	New Mexico State	7-2	212	NR	Western Athletic
19.	Loyola (Chicago)	7-2	183	NR	Missouri Valley
20.	UL Lafayette	6-2	138	NR	Sun Belt

21. Arkansas State	7-2	129	20	Sun Belt
22. Akron	6-2	126	21	Mid-American
23. Elon	6-2	105	23	Colonial
24. North Dakota State	6-3	83	22	Summit
25. Utah Valley	5-2	77	24	Western Athletic

Others receiving votes: Northern Iowa 65, Vermont 49, Princeton 39, South Alabama 36, Stephen F Austin 35, Eastern Michigan 33, Yale 31, UMBC 25, Central Michigan 22, Hofstra 20, San Francisco 18, Eastern Washington 17, Charleston 17, Little Rock 14, Iona 12, Texas A&M Corpus Christi 12, South Dakota 10, UC Irvine 10, UT Martin 10, Harvard 9, Winthrop 8, Lehigh 7, UNC Asheville 6, CSU Bakersfield 5, Grand Canyon 5, Albany 2, Siena 2, Buffalo 1, Bucknell 1, UMKC 1, UNC Greensboro 1.

STRAWBERRY DISH

Prior to the 2016-17 season, Mercer guard Jordan Strawberry expressed his desire to lead the nation in assists. The junior guard is already one of the top givers in the Southern Conference entering this week's games.

Category	National Rank	SoCon Rank	Stat
Total Assists	122	7	38
Assists per game	149	8	4.2
Assist to Turnover Ratio	53	5	2.92

RIA'N MAKES IT RAI'N

What a Mercer debut for Ria'n Holland. The redshirt junior that previously played at Wichita State by way of Indian Hills CC made his inaugural game in a Bears uniform a memorial one as he scored a game-high 24 points and was 5-for-11 from behind the arc.

LOCK DOWN D...

Mercer's defense has already made quite a statement early this season. The Bears enter this week's game ranked 52nd in the nation (and first in the Southern Conference) in field goal percentage defense, holding opponents to only a 39.0 success rate in shooting the ball. That includes holding Florida - a perennial power house that averaged 42.6 percent shooting last year - to only 36.1 percent from the field on Nov. 13 against Mercer.

...STARTED AT THE BEGINNING...

Mercer's defense made an impressive showing in the second half of the season opener against Brewton-Parker on Friday, Nov. 11. The Bears made 22 consecutive defensive stops and held BPC scoreless over the final 12:25 in the game. Not a surprising performance, considering its numbers last year...

...RESPONSIBLE FOR DRY SPELLS...

If at first you don't succeed, try again. Surely that is Mercer opponents' mantra this season as the Bears defense is leaving other teams plenty of rebound opportunities. A stingy defense forced East Carolina on Nov. 25 to not make a field goal in two long stretches that combined for 12 minutes and then even held Davidson on Nov. 29 to a 5 1/2 minute stretch without a field goal.

OPPONENT DRY SPELLS

FG Made Drought	Opponent	
12:25	Brewton-Parker	Nov. 11
12'+	East Carolina	Nov. 25
10:08	Oglethorpe	Dec. 7
5:30+	Davidson	Nov. 29
4'+	East Carolina	Nov. 25

...INCLUDED A DEJA VU...

Had we seen that before? Mercer's defense went into lock down mode over the final seven minutes of the Bears' Nov. 20 game against Georgia Southern at Hawkins Arena, allowing only four points out of the opponents as Mercer ended the game on a 25-4 run. If that seems like a deja vu, maybe that's because it was...

...CONTINUED FROM LAST YEAR

The Bears held opponents to a combined shooting percentage of .402 from the field last season, the best mark in the SoCon. The Bears held 14 opponents to shooting under .400 percent from the floor. Mercer's defense has held four teams to 50 points or less last season (Alabama State, Alcorn State, Hiwassee and Samford).

A PEACH OF A PROGRAM

Over the last five years Mercer has registered more wins overall and more wins per year than any other Division I program in Georgia.

ENTERING THIS SEASON...

School	Total Wins	Avg. Wins/Year
Mercer	116	23.2
Georgia State	103	20.6
Georgia	91	18.2
Georgia Southern	80	16.0
Savannah State	78	15.6
Georgia Tech	76	15.2
Kennesaw State	33	6.6

QUICK FACTS

MERCER UNIVERSITY

Location	Macon, Ga.
Enrollment	8,557
Founded	1833
Nickname	Bears
Colors	Orange and Black
Affiliation	NCAA Division I
Conference	Southern
Arena (Capacity)	Hawkins Arena (3,500)
President	Dr. William D. Underwood
Athletics Director	Jim Cole
Athletics Phone	(478) 301-4130

COACHING STAFF

Head Coach	Bob Hoffman
Record at Mercer/Years	164-113/8
MBB Career Record/Years	476-267/22
Career Record/Seasons	564-282/25
Associate Head Coach	Doug Esleek
Assistant Coach	Jason Eaker
Assistant Coach	Jarred Merrill
Basketball Phone	(478) 301-5211

BASKETBALL HISTORY

First year of basketball	1906-07
Number of seasons	105
All-Time Record	1,212-1,145
Conference Regular Season Titles (Last)	7 (2014)
Conference Tournament Titles (Last)	3 (2014)
NCAA Tournament Appearances (Last)	3 (2014)
NCAA Record	1-3
NIT Appearances (Last)	1 (2013)
NIT Record	1-1
CollegiateInsider.com Tournament Appearances	2 (2016)
CIT Record	5-1
College Basketball Invitational Appearances	1 (2015)
CBI Record	1-1

MEDIA RELATIONS

Assistant AD/Media Relations (MBB Contact)	Patrick Walsh
Office Phone	(478) 301-5209
Cell	(318) 514-9203
E-mail	walsh_pt@mercer.edu
Assistant Director of Media Relations	Jenny Moss
Graduate Assistant	Gerrit Vangenderen

SOUTHERN CONFERENCE

2016-17 STANDINGS

as of Dec. 7, 2016

Team	SoCon	Pct.	Overall	Pct.
ETSU	0-0	-	7-1	.875
UNCG	0-0	-	7-2	.778
Chattanooga	0-0	-	7-2	.778
The Citadel	0-0	-	7-4	.636
Samford	0-0	-	5-3	.625
Mercer	0-0	-	5-4	.556
Furman	0-0	-	5-4	.556
Western Carolina	0-0	-	3-6	.333
Wofford	0-0	-	3-6	.333
VMI	0-0	-	1-6	.143

UPCOMING SCHEDULE

Saturday, December 10

VMI at West Virginia	2 p.m.
ETSU at Dayton	2 p.m.
Furman at Gardner-Webb	3 p.m.
Mercer at Clemson	4 p.m.
Wofford at TCU	4:30 p.m.
Miles College at Samford	7 p.m.

Tuesday, December 13

Charleston Southern at VMI	7:00 p.m.
----------------------------	-----------

Wednesday, December 14

UT-Wesleyan at Chattanooga	Noon
Southern Wesleyan at UNCG	7 p.m.
ETSU at Mississippi State	8 p.m.

Thursday, December 15

Austin Peay at Wofford	7 p.m.
------------------------	--------

Friday, December 16

South Carolina State at Furman	7 p.m.
Samford at South Alabama	8 p.m.

Saturday, December 17

The Citadel at Virginia Tech	1 p.m.
ETSU at Morehead State	2 p.m.
Western Carolina at UNCA	4:30 p.m.
Chattanooga at Vanderbilt	8:30 p.m.

Sunday, December 18

Mercer at Auburn	1 p.m.
------------------	--------

PRESEASON POLL (COACHES)

Rank	Team (1st-Place Votes)	Total
1.	Chattanooga (8)	80
2.	ETSU (2)	74
3.	Wofford	57
4.	Mercer	55
5.	Furman	50
	UNCG	50
7.	Samford	32
8.	Western Carolina	20
9.	VMI	19
10.	The Citadel	13

PRESEASON POLL (MEDIA)

Rank	Team (1st-Place Votes)	Total
1.	Chattanooga (26)	296
2.	ETSU (4)	268
3.	Furman	213
	Wofford	213
5.	Mercer	194
6.	UNCG	142
7.	Samford	113
8.	Western Carolina	112
9.	The Citadel	53
10.	VMI	48

JELKS RETURNS, WITH HONORS

An offseason after claiming All-Southern Conference honors, forward Stephon Jelks returns to Mercer for his junior season with fanfare. The Marietta, Georgia native was named to the 2016-17 Preseason All-SoCon Team by a vote of the league's coaches.

2016-17 PRESEASON ALL-SOCON TEAM

T.J. Cromer, ETSU	Casey Jones, Chattanooga
Hanner Mosquera-Perea, ETSU	Tre' McLean, Chattanooga
Devin Sibley, Furman	Justin Tuoyo, Chattanooga
Stephon Jelks, Mercer	QJ Peterson, VMI
R.J. White, UNCG	Fletcher Magee, Wofford

BOUNCING BACK

Mercer is 47-17 after a loss over the last five (now six) seasons. That mark added two wins so far this year as the season opener followed last season's loss to Coastal Carolina while Mercer rebounded to the loss against Florida by beating Georgia Southern.

HOME, SWEET, HOME

Mercer is 78-10 at Hawkins Arena since the start of the 2011-12 season. The Bears have lost just twice against a non-conference opponent in the regular season at Hawkins Arena since the beginning of the 2012 season, falling to Dartmouth, 67-51 on December 16, 2014 and then to Davidson, 78-57, on November 29, 2016.

NOT IN OUR HOUSE

Mercer excelled when playing in Hawkins Arena during the 2015-16 season. The Bears finished the regular season 11-3 at home with a scoring margin of +12.1 points in those games. The Orange and Black allowed opponents just 62.2 points per game and a field goal percentage of .376. That kind of success will look to be emulated as the 2016-17 season begins to get underway.

BEST FANS IN THE LAND

There is little doubt that Mercer fans are some of the best in the region. Entering games early in December, Mercer has a league-lead in average attendance over its home games in Hawkins Arena.

That's not surprising as new attendance records at Hawkins Arena were set twice last season. Mercer was third in the SoCon in attendance last season, averaging 3,070 fans per game. The Bears recorded sellouts in 10-of-14 games last year, including eight of nine Southern Conference contests.

ATTENDANCE	Home	Avg.	Away	Avg.	Neutral	Avg.	Total	Avg.
Mercer	5-15486	3097	1-3560	3560	3-8370	2790	9-27416	3046
Chattanooga	3-8869	2956	4-30255	7564	2-1041	520	9-40165	4463
ETSU	4-11362	2840	1-4032	4032	3-2605	868	8-17999	2250
UNCG	6-14898	2483	1-1750	1750	2-0	0	9-16648	1850
Western Carolina	2-3269	1634	7-45838	6548	0-0	0	9-49107	5456
Furman	4-4502	1126	5-13499	2700	0-0	0	9-18001	2000
The Citadel	7-7392	1056	4-23930	5982	0-0	0	11-31322	2847
Samford	3-3051	1017	5-19953	3991	0-0	0	8-23004	2876
VMI	3-2905	968	4-16674	4168	0-0	0	7-19579	2797
Wofford	3-2884	961	2-13544	6772	4-4885	1221	9-21313	2368

NON-CON EXCELLENCE

Last season Mercer finished with a non-conference record of 10-3, the best during head coach Bob Hoffman's eight-year tenure. The Bears previous best mark of nine wins came during the 2013-14 season that resulted in a trip to the NCAA Tournament. Mercer looks to match or best that this season.

GIANT SLAYERS

Mercer's win over Arkansas on Dec. 22, 2015 was head coach Bob Hoffman's 10th win against high-major competition in eight seasons with the Bears. Six of the victories have come against teams from the SEC. He's also led the team to wins over Alabama (twice), Auburn, Duke (2014 NCAA Tournament) Florida State, Georgia Tech, Tennessee and Seton Hall and Ole Miss.

Hoffman and the Bears will have multiple chances to slay more giants this year with games at Clemson (Dec. 10) and Auburn (Dec. 18).

MOVING ON UP

With the win over Alabama State last season, Mercer head coach Bob Hoffman passed Robert Wilder (147) for second place on the Mercer all-time wins list with 148. Hoffman currently has 169 wins at Mercer while Bill Bibb currently ranks first in Mercer all-time coaching victories with 222.

STAIR CLIMBING

Last year then-freshman guard Ethan Stair has made an impressive debut in his first season at Mercer. Stair scored a career-high 15 points at Wofford (2/11), finishing 6-of-10 from the field, and is averaging 6.6 points per game. The freshman also excels in crashing the glass, posting a career-high nine rebounds against Western Michigan while averaging 4.1 rebounds per game.

WHAT'S IN A NAME?

Jordan Strawberry may have a famous name but he is using a different sport to prove he is his own man. The son of former New York Met Darryl Strawberry, Jordan is playing a different sport than his father but still finding a similar level of success. The 6-1 guard is in his junior season at Mercer and has the ability to be a game-changer on the court, just as his father was a game-changer on the diamond.

DUNK TRACKER

A look at Mercer's game-by-game dunks this season

Date	Opponent	Dunks
11/11	Brewton-Parker	-
11/13	vs. Florida	-
11/20	Georgia Southern	Fishler Jelks Rivers Ringer (2)
11/22	Radford	Rivers (3)
11/25	vs. East Carolina	-
11/26	vs. Akron	-
11/29	Davidson	-
12/3	at George Mason	-
12/7	Oglethorpe	Fishler Rivers (3)

2016-17 MERCER MEN'S BASKETBALL

NATIONAL POLLS

ASSOCIATED PRESS

RK	TEAM	RECORD	PTS
1	Villanova (57)	8-0	1,613
2	UCLA (2)	9-0	1,478
3	Kansas	7-1	1,458
4	Baylor (6)	8-0	1,437
5	Duke	8-1	1,389
6	Kentucky	7-1	1,274
7	North Carolina	8-1	1,234
8	Gonzaga	8-0	1,198
9	Indiana	7-1	1,103
10	Creighton	8-0	1,003
11	Louisville	7-1	901
12	Saint Mary's	6-0	899
13	Xavier	7-1	784
14	Virginia	7-1	758
15	West Virginia	6-1	729
16	Butler	8-0	691
17	Wisconsin	7-2	655
18	Purdue	6-2	485
19	South Carolina	8-0	476
20	Arizona	6-2	320
21	Florida	7-1	285
22	Cincinnati	7-1	258
23	Notre Dame	8-0	197
24	Oregon	7-2	175
25	Iowa State	5-2	95

Others receiving votes: Syracuse 45, Southern Cal 43, Ohio State 40, TCU 33, Florida State 18, Virginia Tech 11, California 10, Maryland 9, Valparaiso 7, Wichita St 5, Michigan State 3, Temple 3, UNC Wilmington 1, Minnesota 1, Fort Wayne 1

USA TODAY COACHES

RK	TEAM	RECORD	PTS
1	Villanova (28)	8-0	796
2	UCLA (1)	9-0	715
3	Kansas (1)	7-1	709
4	Duke (2)	8-1	700
5	North Carolina	8-1	636
6	Baylor	8-0	629
7	Kentucky	7-1	620
8	Gonzaga	8-0	607
9	Indiana	7-1	528
10	Creighton	8-0	494
11	Saint Mary's	6-0	434
12	Virginia	7-1	421
13	Louisville	7-1	396
14	Xavier	7-1	392
15	Butler	8-0	349
16	West Virginia	6-1	315
17	Wisconsin	7-2	270
18	South Carolina	8-0	261
19	Purdue	6-2	245
20	Arizona	6-2	178
21	Florida	7-1	121
22	Notre Dame	8-0	111
23	Cincinnati	7-1	107
24	Oregon	7-2	91
25	Iowa State	5-2	64

Others receiving votes: Syracuse 48, Maryland 42, TCU 21, Southern Cal 15, Ohio State 14, Rhode Island 11, Texas A&M 8, Virginia Tech 7, Oklahoma State 7, Colorado 7, Florida State 7, Arkansas 6, California 6, Wichita St 5, Michigan State 4, Fort Wayne 1, Valparaiso 1, UCF 1

SEASON/CAREER TOTALS

Double-Digit Scoring	16-17	Career
Stephon Jelks	3	31
Demetre Rivers	7	25
Jordan Strawberry	3	17
Ethan Stair	0	9
Desmond Ringer	2	6
Ria'n Holland	8	8
Ryan Johnson	3	3
Ross Cummings	1	1
Rashad Lewis	1	1
Andrew Fishler	0	1
Cory Kilby	0	1

20+ Point Games	16-17	Career
Stephon Jelks	0	4
Jordan Strawberry	0	3
Ria'n Holland	3	3
Demetre Rivers	1	3
Andrew Fishler	0	1
Desmond Ringer	0	1

Games Led in Scoring	16-17	Career
Demetre Rivers	2	9
Stephon Jelks	0	7
Ria'n Holland	6	6
Jordan Strawberry	0	3
Desmond Ringer	0	2
Andrew Fishler	0	1
Ryan Johnson	1	1

Double-Doubles	15-16	Career
Stephon Jelks	0	10
Andrew Fishler	0	1

10+ Assist Games	16-17	Career
Jordan Strawberry	1	1

5+ 3-Point FG Games	16-17	Career
Ria'n Holland	2	2
Demetre Rivers	1	1

2016-17 TEAM ALMANAC

Longest Winning Streak	3
Longest Losing Streak	3
Most Points Scored	98
Fewest Points Scored	54
Most Points Allowed	78
Fewest Points Allowed	41
Average Points Scored	70.6
Average Points Allowed	63.6

2016-17 INDIVIDUAL HIGHS

Most Points	30, D. Rivers vs. Oglethorpe (12/7/16)
Most Rebounds	13, JJ N'Ganga vs. Davidson (11/29/16)
Most Blocks	5, A. Fishler vs. Radford (11/22/16)
Most Assists	11, J. Strawberry vs. Brewton-Parker (11/11/16)
Most Steals	3, R. Holland vs. Ga. Southern (11/20/16)
	3, D. Roy vs. Oglethorpe (12/7/16)

NATIONAL RANKINGS

THROUGH DEC. 7, 2016

TEAM

	NCAA	SoCon	Value
3-pt Field Goal Attempts	110	6	201
Assist Turnover Ratio	50	3	1.32
Assists Per Game	120	7	14.8
Blocked Shots Per Game	270	8	2.4
Defensive Rebounds per Game	214	6	25.11
Fewest Fouls	53	1	139
Fewest Turnovers	85	3	101
Field-Goal Percentage	144	5	45.3
Field-Goal Percentage Defense	52	1	39.0
Free Throw Attempts	285	7	145
Free Throws Made	242	5	108
Free-Throw Percentage	53	2	74.5
Offensive Rebounds Per Game	96	4	12.44
Personal Fouls Per Game	13	1	15.4
Rebound Margin	58	3	5.6
Scoring Defense	41	3	63.6
Scoring Margin	108	5	7.0
Scoring Offense	253	8	70.6
Steals Per Game	339	10	4.1
Three Pt FG Defense	147	6	33.5
Three-Point Field Goals Per Game	157	9	7.7
Three-Point Field-Goal Percentage	196	7	34.3
Total 3-point FGM	116	6	69
Total Assists	85	6	133
Total Blocks	249	8	22
Total Rebounds	109	3	338
Total Rebounds Per Game	144	5	37.56
Total Steals	317	10	37
Turnover Margin	204	8	-0.3
Turnovers Forced	328	10	10.89
Turnovers Per Game	29	1	11.2
Won-Lost Percentage	162	6	55.6

INDIVIDUAL

3-pt Field Goal Attempts			
Ria'n Holland	79	6	61
Assist-Turnover Ratio			
Jordan Strawberry	53	5	2.92
Field Goal Percentage			
Demetre Rivers	27	2	61.3
Points Per Game			
Ria'n Holland	100	4	18.4
Three-Point Field Goals Per Game			
Ria'n Holland	65	4	2.88
Total 3-point FGM			
Ria'n Holland	95	7	23
Total Assists			
Jordan Strawberry	122	7	38
Total Field Goal Attempts			
Ria'n Holland	104	4	110
Total Points			
Ria'n Holland	103	3	147

RECORD BREAKDOWN

Overall	5-4
Home	4-1
Road	0-1
Neutral	1-2
Overtime	0-0
SoCon	0-0
SoCon Home	0-0
SoCon Road	0-0
In afternoon games	2-1
In night games	3-3
When scoring first	1-3
When opponent scores first	4-1
When leading at halftime	4-0
When trailing at halftime	1-4
When tied at halftime	0-0
Leading with 5:00 left	4-0
Trailing with 5:00 left	1-4
Tied with 5:00 left	0-0
In games decided by 3 points or less	0-1
In games decided by 4-10 points	1-0
In games decided by more than 10 points	4-3
When scoring 30-39 points	0-0
When scoring 40-49 points	0-0
When scoring 50-59 points	1-2
When scoring 60-69 points	0-2
When scoring 70-79 points	1-0
When scoring 80-89 points	2-0
When scoring 90+ points	1-0
When scoring 100+ points	0-0
When allowing less than 40 points	0-0
When allowing 40-49 points	2-0
When allowing 50-59 points	1-0
When allowing 60-69 points	2-1
When allowing 70-79 points	0-3
When allowing 80-89 points	0-0
When allowing 90+ points	0-0
When allowing 100+ points	0-0
When shooting less than 30%	0-0
When shooting 30-39%	0-2
When shooting 40-49%	3-2
When shooting 50% or better	2-0
When opponents shoot less than 30%	0-0
When opponents shoot 30-39%	4-1
When opponents shoot 40-49%	1-2
When opponents shoot 50% or better	0-1
When out-shooting opponents	5-1
When out-shot by opponents	0-3
When percentages are even	0-0
When out-rebounding opponents	3-2
When out-rebounded by opponents	2-2
When rebounds are even	0-0
When committing more turnovers	0-4
When committing less turnovers	5-0
When turnovers are even	0-0
Sunday	1-1
Monday	0-0
Tuesday	1-1
Wednesday	1-0
Thursday	0-0
Friday	2-0
Saturday	0-2
White uniforms	5-2
Orange uniforms	0-0
Black uniforms	0-2

THE LAST TIME...

A Mercer Player Had:

20 points or more**30, Demetre Rivers vs. Oglethorpe (12/7/16)****25 points or more****30, Demetre Rivers vs. Oglethorpe (12/7/16)****30 points or more****30, Demetre Rivers vs. Oglethorpe (12/7/16)****10 rebounds or more****13, JJ N'Ganga vs. Davidson (11/29/16)**

15 rebounds or more

17, Stephon Jelks at The Citadel (1/9/16)

8 assists or more**11, Jordan Strawberry vs. Brewton-Parker (11/11/16)**

5 steals or more

5, Langston Hall at Florida State (12/2/12)

5 blocks or more**5, Andrew Fishler vs. Radford (11/22/16)**

a double-double

Phillip Leonard (11 pts, 11 reb) vs. The Citadel (3/4/16)

A Mercer Opponent Had:

20 points or more**21, Marquise Moore, George Mason (12/3/16)****25 points or more****33, Jack Gibbs, Davidson (11/29/16)****30 points or more****33, Jack Gibbs, Davidson (11/29/16)****10 rebounds or more****12, Marquise Moore, George Mason (12/3/16)**

15 rebounds or more

15, Casey Jones, Chattanooga (1/29/15)

8 assists or more

8, Diante Baldwin, UNCG (1/30/16)

5 steals or more

7, Jae'Sean Tate, Ohio State (12/22/15)

5 blocks or more

6, Alan Williams, UCSB (11/28/14)

a double-double**Marquise Moore (21 pts, 12 reb), George Mason (12/3/16)**

Mercer:

Scored 90 points**98, Oglethorpe (12/7/16)**

Allowed 90 points

91, at VMI (2/25/16)

Scored 100 points

117, at Valparaiso (11/29/13)

Allowed 100 points

108, at Valparaiso (11/29/13)

Scored less than 50 points

44, at Ohio State (3/8/15)

Allowed less than 50 points**41, Oglethorpe (12/7/16)****Shot 50 percent or better****54.7% (35-64) vs. Oglethorpe (12/7/16)**

Shot 35 percent or below

34.7% (17-49) at Ohio State (12/22/15)

Shot 80+ percent from FT line**84.6% (11-13) vs. Davidson (11/29/16)**

Shot 90+ percent from FT line

100.0% (9-9) at Coastal Carolina (3/15/16)

Made 20+ free throws**21, vs. Davidson (11/29/16)****Made 10+ 3-point field goals****12, vs. Oglethorpe (12/7/16)**

Grabbed 50 or more rebounds

54, at WCU (1/24/16)

Grabbed 60 or more rebounds

60, vs. The Citadel (2/6/16)

Forced 25 or more turnovers

27, vs. FGCU (1/14/08)

Had four players in double-figures**vs. Oglethorpe (12/7/16)****Had five players in double-figures****vs. East Carolina (11/25/16)**

Had six players in double-figures

at The VMI (2/25/16)

Won in overtime

70-69 (1OT) vs. Wofford (1/16/16)

Lost in overtime

72-66 (1OT) vs. Chattanooga (2/8/16)



HEAD COACH BOB HOFFMAN

NINTH SEASON

OKLAHOMA BAPTIST, 1979

• 2014 A-Sun Coach of the Year

• 2013 A-Sun Coach of the Year

- Signed on as Mercer head coach on March 27, 2008
- Named 2013 & 2014 Atlantic Sun Coach of the Year
- 564 wins as a head coach and 164 wins at Mercer
- Guided Mercer to program's first outright Atlantic Sun regular season title in 2012-13 and first NCAA Tournament win in 2014
- Led Mercer to 2012 CollegiateInsider.com Tournament Title
- Presided over program best 27-9 season in 2013-14
- 10 high-major wins in 8 seasons at Mercer- wins over Arkansas, Auburn, Alabama (2x), Duke, Georgia Tech, Florida State, Seton Hall & Ole Miss
- First coach to win in all four postseason tournaments (NCAA, NIT, CIT, CBI) in a four-year span
- Achieved three-straight 20-win seasons, a first for Mercer men's basketball
- 73-34 record after the New Year in last five seasons

MERCER POSTSEASON WINS UNDER HOFFMAN

OPPONENT	SCORE	TOURNAMENT	DATE
The Citadel	71-69	SoCon First Round	March 4, 2016
Stony Brook	72-70	CBI First Round	March 18, 2015
Duke	78-71	NCAA Second Round	March 21, 2014
Florida Gulf Coast	68-60	A-Sun Championship	March 9, 2014
USC Upstate	78-75 (2OT)	A-Sun Semifinal	March 6, 2014
Jacksonville	85-64	A-Sun Quarterfinal	March 4, 2014
Tennessee	75-67	NIT First Round	March 20, 2013
USC Upstate	72-64	A-Sun Semifinal	March 8, 2013
Lipscomb	82-48	A-Sun Quarterfinal	March 6, 2013
Utah State	70-67	CIT Championship	March 28, 2012
Fairfield	64-59	CIT Semifinal	March 24, 2012
Old Dominion	79-73	CIT Quarterfinal	March 21, 2012
Georgia State	64-59	CIT Second Round	March 17, 2012
Tennessee State	68-60	CIT First Round	March 13, 2012
Lipscomb	61-53	A-Sun Quarterfinal	Feb. 29, 2012
Lipscomb	73-63	A-Sun Quarterfinal	March 3, 2011
Jacksonville	66-63	A-Sun Semifinal	March 5, 2010
Belmont	87-81	A-Sun Quarterfinal	March 4, 2010

HOFFMAN YEAR-BY-YEAR

SOUTHERN NAZARENE (WOMEN)

Year	W-L
1987-88	21-11
1988-89	36-2
1989-90	31-3
Three Seasons	88-16 (.846)

OKLAHOMA BAPTIST

Year	W-L
1990-91	15-17
1991-92	16-17
1992-93	34-4
1993-94	30-7
1994-95	28-6
1995-96	29-7
1996-97	36-4
1997-98	24-9
1998-99	31-7
Nine Seasons	243-78 (.757)

TEXAS PAN-AMERICAN

Year	W-L
1999-00	12-16
2000-01	12-17
2001-02	21-9
2002-03	10-20
2003-04	14-14
Five Seasons	69-76 (.542)

MERCER

Year	W-L
2008-09	17-15
2009-10	16-17
2010-11	15-18
2011-12	27-11
2012-13	24-12
2013-14	27-9
2014-15	19-16
2015-16	19-15
Eight Seasons	164-113 (.592)

CAREER HEAD COACHING RECORD

25 Seasons	564-283 (.666)
-------------------	-----------------------

MERCER POWER CONFERENCE WINS UNDER HOFFMAN

Opponent	Score	Date	Location
Arkansas	69-66 (OT)	Dec. 19, 2015	Little Rock, Ark.
No. 6 Duke	78-71	March 21, 2014	Raleigh, N.C.
Ole Miss	79-76	Dec. 22, 2013	Oxford, Miss.
Seton Hall	77-74	Nov. 16, 2013	Macon, Ga.
Tennessee	75-67	Mar. 20, 2013	Knoxville, Tenn.
Alabama	66-59	Dec. 22, 2012	Tuscaloosa, Ala.
Florida State	61-56	Dec. 2, 2012	Tallahassee, Fla.
Georgia Tech	65-59	Dec. 22, 2010	Atlanta, Ga.
Auburn	78-74	Nov. 19, 2008	Auburn, Ala.
Alabama	72-69	Nov. 16, 2008	Tuscaloosa, Ala.



Mercer University Basketball
Mercer Combined Team Statistics (as of Dec 08, 2016)
All games



RECORD:	OVERALL	HOME	AWAY	NEUTRAL
ALL GAMES	5-4	4-1	0-1	1-2
CONFERENCE	0-0	0-0	0-0	0-0
NON-CONFERENCE	5-4	4-1	0-1	1-2

#	Player	gp-gs	min	avg	Total		3-Point		F-Throw		Rebounds				pf	dq	a	to	blk	stl	pts	avg
					fg-fga	fg%	3fg-fga	3fg%	ft-fga	ft%	off	def	tot	avg								
10	Ria'n Holland	8-8	260	32.5	50-110	.455	23-61	.377	24-29	.828	6	21	27	3.4	16	0	17	12	2	11	147	18.4
23	Demetre Rivers	9-9	259	28.8	46-75	.613	15-35	.429	16-19	.842	6	14	20	2.2	22	1	14	16	3	2	123	13.7
05	Jordan Strawberry	9-9	235	26.1	24-61	.393	6-22	.273	19-23	.826	7	24	31	3.4	11	0	38	13	0	5	73	8.1
13	Ryan Johnson	9-0	137	15.2	22-48	.458	11-24	.458	10-12	.833	10	30	40	4.4	13	0	4	5	0	2	65	7.2
00	Desmond Ringer	9-9	204	22.7	26-45	.578	0-0	.000	7-14	.500	14	33	47	5.2	17	1	2	13	3	1	59	6.6
15	Stephon Jelks	9-9	205	22.8	19-45	.422	6-20	.300	14-16	.875	18	32	50	5.6	14	0	18	15	3	2	58	6.4
55	Andrew Fishler	9-0	79	8.8	11-23	.478	0-0	.000	7-13	.538	9	11	20	2.2	14	0	1	3	8	1	29	3.2
25	Rashad Lewis	9-0	107	11.9	7-26	.269	3-16	.188	4-6	.667	3	8	11	1.2	11	0	25	6	0	4	21	2.3
01	Cory Kilby	4-0	44	11.0	3-6	.500	0-2	.000	3-4	.750	2	7	9	2.3	3	0	3	4	0	1	9	2.3
20	Darius Roy	9-0	77	8.6	7-25	.280	1-5	.200	2-4	.500	7	10	17	1.9	5	0	5	3	0	6	17	1.9
24	Ross Cummings	8-0	85	10.6	6-20	.300	3-13	.231	0-0	.000	5	2	7	0.9	3	0	5	3	0	1	15	1.9
44	JJ N'Ganga	9-0	82	9.1	7-17	.412	0-0	.000	2-5	.400	8	14	22	2.4	6	0	1	6	3	1	16	1.8
02	Jaylen Stowe	4-1	23	5.8	1-4	.250	1-3	.333	0-0	.000	1	2	3	0.8	4	0	0	1	0	0	3	0.8
03	Stephen Gavin	2-0	3	1.5	0-1	.000	0-0	.000	0-0	.000	0	0	0	0.0	0	0	0	0	0	0	0	0.0
Team											16	18	34				1					
Total.....		9	1800		229-506	.453	69-201	.343	108-145	.745	112	226	338	37.6	139	2	133	101	22	37	635	70.6
Opponents.....		9	1800		197-505	.390	76-227	.335	102-133	.767	101	187	288	32.0	155	2	104	98	28	38	572	63.6

TEAM STATISTICS	MER	OPP
SCORING	635	572
Points per game	70.6	63.6
Scoring margin	+7.0	-
FIELD GOALS-ATT	229-506	197-505
Field goal pct	.453	.390
3 POINT FG-ATT	69-201	76-227
3-point FG pct	.343	.335
3-pt FG made per game	7.7	8.4
FREE THROWS-ATT	108-145	102-133
Free throw pct	.745	.767
F-Throws made per game	12.0	11.3
REBOUNDS	338	288
Rebounds per game	37.6	32.0
Rebounding margin	+5.6	-
ASSISTS	133	104
Assists per game	14.8	11.6
TURNOVERS	101	98
Turnovers per game	11.2	10.9
Turnover margin	-0.3	-
Assist/turnover ratio	1.3	1.1
STEALS	37	38
Steals per game	4.1	4.2
BLOCKS	22	28
Blocks per game	2.4	3.1
ATTENDANCE	15486	11930
Home games-Avg/Game	5-3097	1-3560
Neutral site-Avg/Game	-	3-2790

Date	Opponent		Score	Att.
11/11/16	BREWTON-PARKER	w	87-53	3553
! 11/13/16	vs Florida	L	54-76	3716
^ 11/20/16	GEORGIA SOUTHERN	w	80-67	3508
^ 11/22/16	RADFORD	w	58-47	2572
% 11/25/16	vs East Carolina	w	70-66	2263
% 11/26/16	vs Akron	L	63-65	2391
11/29/16	DAVIDSON	L	57-78	3228
12/3/16	at George Mason	L	68-79	3560
12/07/16	OGLETHORPE	w	98-41	2625

* = Southern Conference game

! - in Jacksonville, Fla. (Veterans Memorial Arena)

^ - Savannah Invitational opening round game

% - Savannah Invitational (Savannah, Ga.)

Score by Periods	1st	2nd	Totals
Mercer	284	351	635
Opponents	280	292	572

2016-17 MERCER MEN'S BASKETBALL



Mercer University Basketball Mercer Season/Career Statistics (as of Dec 08, 2016) All games



SEASON STATISTICS

CAREER STATISTICS

SUMMARY	gp-gs	min/g	fg%	3fg%	ft%	r/g	a/g	stl	blk	pts/g	gp-gs	min/g	fg%	3fg%	ft%	r/g	a/g	stl	blk	pts/g
Ria'n Holland	8-8	32.5	.455	.377	.828	3.4	2.1	11	2	18.4	8-8	32.5	.455	.377	.828	3.4	2.1	11	2	18.4
Demetre Rivers	9-9	28.8	.613	.429	.842	2.2	1.6	2	3	13.7	64-42	17.6	.464	.381	.856	2.0	0.7	15	14	7.2
Jordan Strawberry	9-9	26.1	.393	.273	.826	3.4	4.2	5	0	8.1	77-14	20.8	.386	.348	.822	2.0	3.0	53	1	6.4
Ryan Johnson	9-0	15.2	.458	.458	.833	4.4	0.4	2	0	7.2	9-0	15.2	.458	.458	.833	4.4	0.4	2	0	7.2
Desmond Ringer	9-9	22.7	.578	.000	.500	5.2	0.2	1	3	6.6	32-32	24.3	.602	.000	.733	4.8	0.5	6	21	7.4
Stephon Jelks	9-9	22.8	.422	.300	.875	5.6	2.0	2	3	6.4	74-44	21.5	.453	.363	.767	5.9	1.3	45	20	8.3
Andrew Fishler	9-0	8.8	.478	.000	.538	2.2	0.1	1	8	3.2	40-6	8.0	.478	.000	.583	2.0	0.1	3	31	2.9
Rashad Lewis	9-0	11.9	.269	.188	.667	1.2	2.8	4	0	2.3	9-0	11.9	.269	.188	.667	1.2	2.8	4	0	2.3
Cory Kilby	4-0	11.0	.500	.000	.750	2.3	0.8	1	0	2.3	38-0	8.4	.419	.276	.706	1.7	0.4	3	5	2.2
Darius Roy	9-0	8.6	.280	.200	.500	1.9	0.6	6	0	1.9	9-0	8.6	.280	.200	.500	1.9	0.6	6	0	1.9
Ross Cummings	8-0	10.6	.300	.231	.000	0.9	0.6	1	0	1.9	8-0	10.6	.300	.231	.000	0.9	0.6	1	0	1.9
JJ N'Ganga	9-0	9.1	.412	.000	.400	2.4	0.1	1	3	1.8	9-0	9.1	.412	.000	.400	2.4	0.1	1	3	1.8
Jaylen Stowe	4-1	5.8	.250	.333	.000	0.8	0.0	0	0	0.8	27-1	4.4	.313	.444	.500	0.7	0.2	3	0	1.2
Stephen Gavin	2-0	1.5	.000	.000	.000	0.0	0.0	0	0	0.0	2-0	1.5	.000	.000	.000	0.0	0.0	0	0	0.0

SCORING	fg-fga	fg%	3fg-fga	3fg%	ft-fita	ft%	pts	pts/g	fg-fga	fg%	3fg-fga	3fg%	ft-fita	ft%	pts	pts/g
Ria'n Holland	50-110	.455	23-61	.377	24-29	.828	147	18.4	50-110	.455	23-61	.377	24-29	.828	147	18.4
Demetre Rivers	46-75	.613	15-35	.429	16-19	.842	123	13.7	159-343	.464	59-155	.381	83-97	.856	460	7.2
Jordan Strawberry	24-61	.393	6-22	.273	19-23	.826	73	8.1	179-464	.386	54-155	.348	83-101	.822	495	6.4
Ryan Johnson	22-48	.458	11-24	.458	10-12	.833	65	7.2	22-48	.458	11-24	.458	10-12	.833	65	7.2
Desmond Ringer	26-45	.578	0-0	.000	7-14	.500	59	6.6	97-161	.602	0-0	.000	44-60	.733	238	7.4
Stephon Jelks	19-45	.422	6-20	.300	14-16	.875	58	6.4	218-481	.453	66-182	.363	112-146	.767	614	8.3
Andrew Fishler	11-23	.478	0-0	.000	7-13	.538	29	3.2	44-92	.478	0-0	.000	28-48	.583	116	2.9
Rashad Lewis	7-26	.269	3-16	.188	4-6	.667	21	2.3	7-26	.269	3-16	.188	4-6	.667	21	2.3
Cory Kilby	3-6	.500	0-2	.000	3-4	.750	9	2.3	31-74	.419	8-29	.276	12-17	.706	82	2.2
Darius Roy	7-25	.280	1-5	.200	2-4	.500	17	1.9	7-25	.280	1-5	.200	2-4	.500	17	1.9
Ross Cummings	6-20	.300	3-13	.231	0-0	.000	15	1.9	6-20	.300	3-13	.231	0-0	.000	15	1.9
JJ N'Ganga	7-17	.412	0-0	.000	2-5	.400	16	1.8	7-17	.412	0-0	.000	2-5	.400	16	1.8
Jaylen Stowe	1-4	.250	1-3	.333	0-0	.000	3	0.8	10-32	.313	8-18	.444	5-10	.500	33	1.2
Stephen Gavin	0-1	.000	0-0	.000	0-0	.000	0	0.0	0-1	.000	0-0	.000	0-0	.000	0	0.0

TOTALS	o-reb	d-reb	t-reb	pf	fo	ast	to	a/to	o-reb	d-reb	t-reb	pf	fo	ast	to	a/to
Ria'n Holland	6	21	27	16	0	17	12	1.4	6	21	27	16	0	17	12	1.4
Demetre Rivers	6	14	20	22	1	14	16	0.9	58	72	130	81	1	44	76	0.6
Jordan Strawberry	7	24	31	11	0	38	13	2.9	39	114	153	105	1	234	116	2.0
Ryan Johnson	10	30	40	13	0	4	5	0.8	10	30	40	13	0	4	5	0.8
Desmond Ringer	14	33	47	17	1	2	13	0.2	50	102	152	71	2	16	54	0.3
Stephon Jelks	18	32	50	14	0	18	15	1.2	139	296	435	129	2	98	81	1.2
Andrew Fishler	9	11	20	14	0	1	3	0.3	27	51	78	47	0	3	19	0.2
Rashad Lewis	3	8	11	11	0	25	6	4.2	3	8	11	11	0	25	6	4.2
Cory Kilby	2	7	9	3	0	3	4	0.8	19	44	63	32	0	14	18	0.8
Darius Roy	7	10	17	5	0	5	3	1.7	7	10	17	5	0	5	3	1.7
Ross Cummings	5	2	7	3	0	5	3	1.7	5	2	7	3	0	5	3	1.7
JJ N'Ganga	8	14	22	6	0	1	6	0.2	8	14	22	6	0	1	6	0.2
Jaylen Stowe	1	2	3	4	0	0	1	0.0	4	16	20	18	0	5	8	0.6
Stephen Gavin	0	0	0	0	0	0	0	0.0	0	0	0	0	0	0	0	0.0

2016-17 STATISTICAL COMPARISON

DATE	OPPONENT	W/L	FG	FG%	3FG	3FG%	FT	FT%	O-REB	D-REB	TOTAL	MARGIN	FOULS	AST	TO	BLK	STL	PTS	MARGIN
11/11	MERCER	W	34-64	.531	10-26	.385	9-13	.692	12	32	44	+12	7	23	10	1	4	87	+34
	Brewton-Parker		21-67	.313	9-34	.265	2-2	1.000	14	18	32		17	7	11	2	6	53	
11/13	MERCER	L	19-51	.373	7-19	.368	9-17	.529	10	22	32	(15)	31	9	17	4	6	54	(22)
	vs. Florida		22-61	.361	8-25	.320	24-30	.800	20	27	47		18	14	13	4	6	76	
11/20	MERCER	W	24-53	.453	5-21	.238	27-32	.844	13	27	40	+10	14	16	9	2	5	80	+13
	Georgia Southern		21-57	.368	10-31	.323	15-18	.833	11	19	30		23	12	10	6	4	67	
11/22	MERCER	W	20-45	.444	7-18	.389	11-14	.786	8	21	29	(4)	15	17	11	7	5	58	+11
	Radford		18-52	.346	6-21	.286	5-9	.556	14	19	33		21	11	16	3	3	47	
11/25	MERCER	W	26-61	.426	11-29	.379	7-8	.875	9	25	34	(4)	18	9	8	3	4	70	+4
	vs. East Carolina		23-57	.404	5-16	.313	15-20	.750	12	26	38		14	11	11	4	6	66	
11/26	MERCER	L	22-52	.423	7-19	.368	12-18	.667	16	20	36	+12	16	11	11	0	1	63	(2)
	vs. Akron		20-43	.465	10-20	.500	15-19	.789	6	18	24		20	8	10	2	1	65	
11/29	MERCER	L	21-56	.375	4-18	.222	11-13	.846	15	28	43	+13	14	11	18	3	2	57	(25)
	vs. Davidson		29-64	.453	14-36	.389	6-7	.857	8	22	30		13	20	7	4	6	78	
12/3	MERCER	L	28-60	.467	6-24	.250	6-9	.667	8	23	31	(4)	17	14	6	1	4	68	(11)
	at George Mason		27-54	.500	8-17	.471	17-23	.739	9	26	35		11	13	5	3	2	79	
12/7	MERCER	W	35-64	.547	12-27	.444	16-21	.762	21	28	49	+30	7	23	11	1	6	98	+57
	Oglethorpe		16-50	.320	6-27	.222	3-5	.600	7	12	19		18	8	15	0	4	41	
12/10	MERCER																		
	at Clemson																		
12/18	MERCER																		
	at Auburn																		
12/22	MERCER																		
	La Salle																		
12/28	MERCER																		
	at Kennesaw State																		
12/31	MERCER																		
	at Wofford																		
1/2	MERCER																		
	at Furman																		
1/5	MERCER																		
	VMI																		
1/7	MERCER																		
	ETSU																		
1/11	MERCER																		
	at Samford																		
1/14	MERCER																		
	Chattanooga																		
1/19	MERCER																		
	UNCG																		
1/21	MERCER																		
	at Western Carolina																		
1/28	MERCER																		
	The Citadel																		
1/30	MERCER																		
	Western Carolina																		
2/2	MERCER																		
	Furman																		
2/4	MERCER																		
	Wofford																		
2/9	MERCER																		
	at VMI																		
2/11	MERCER																		
	at ETSU																		
2/18	MERCER																		
	at The Citadel																		
2/22	MERCER																		
	UNCG																		
2/25	MERCER																		
	at Chattanooga																		
2/27	MERCER																		
	Samford																		

2016-17 GAME-BY-GAME HIGHS

14 • MERCER GAME NOTES



Official Basketball Box Score -- Game Totals -- Final Statistics
Brewton-Parker vs Mercer
11/11/16 at Macon, Ga. (Hawkins Arena)

**Brewton-Parker 53 • 4-2**

#	Player	Total		3-Ptr		Rebounds			PF	TP	A TO Blk Stl				Min
		FG	FGA	FG	FGA	FT	FTA	Off Def Tot			A	TO	Blk	Stl	
11	Cameron Bokenham	f	2-6	2-5	0-0	2	1	3	2	6	2	1	2	0	28
33	John Walker	f	3-5	1-2	0-0	2	2	4	3	7	0	1	0	2	19
00	Mckel Miller	f	4-10	1-6	2-2	0	5	5	3	11	1	4	0	0	26
12	Jamelle Lanier	g	2-9	1-4	0-0	1	2	3	1	5	1	1	0	2	23
15	Dava'dre Puryear	g	1-5	0-2	0-0	1	1	2	2	2	0	2	0	1	18
04	Tim Galt	g	0-2	0-1	0-0	0	0	0	0	0	0	0	0	0	3
05	Marcus Ford	g	3-9	1-4	0-0	2	2	4	2	7	2	0	0	0	18
10	Trey Sparrow	g	0-1	0-1	0-0	0	0	0	0	0	0	0	0	0	3
13	Myles White	g	3-6	3-5	0-0	0	1	1	0	9	0	0	0	0	14
14	Cedric Woodson	g	0-1	0-0	0-0	0	0	0	0	1	0	0	0	0	4
20	Yanick Cox	g	0-2	0-0	0-0	0	1	1	0	0	1	0	0	0	8
21	Arthur Hairston	g	1-1	0-0	0-0	1	1	2	1	2	0	0	0	1	7
22	Amori Atkinson	g	0-0	0-0	0-0	1	1	2	2	0	0	0	0	0	4
24	Malik Wright	g	2-8	0-2	0-0	2	0	2	0	4	0	1	0	0	20
25	Jaylan Patrick	g	0-2	0-2	0-0	1	0	1	0	0	0	1	0	0	5
Team								1	1	2					
Totals			21-67	9-34	2-2	14	18	32	17	53	7	11	2	6	200
FG % 1st Half: 14-32		43.8%	2nd half: 7-35		20.0%	Game: 21-67		31.3%	Deadball Rebounds						
3FG % 1st Half: 5-13		38.5%	2nd half: 4-21		19.0%	Game: 9-34		26.5%							
FT % 1st Half: 2-2		100.0	2nd half: 0-0		0.0%	Game: 2-2		100.0							

Mercer 87 • 1-0

#	Player	Total		3-Ptr		Rebounds			PF	TP	A TO Blk Stl				Min
		FG	FGA	FG	FGA	FT	FTA	Off Def Tot			A	TO	Blk	Stl	
00	Desmond Ringer	f	4-6	0-0	0-0	0	5	5	0	8	0	0	0	0	22
15	Stephon Jelks	f	5-9	0-2	0-0	4	3	7	1	10	4	3	0	0	22
05	Jordan Strawberry	g	3-5	1-2	0-0	1	4	5	1	7	11	1	0	2	24
10	Ria'n Holland	g	7-14	5-11	5-5	0	2	2	1	24	1	2	0	1	27
23	Demetre Rivers	g	8-15	2-5	0-0	2	2	4	2	18	1	1	0	0	31
01	Cory Kilby	g	1-1	0-0	1-2	0	4	4	0	3	2	1	0	0	12
03	Stephen Gavin	g	0-0	0-0	0-0	0	0	0	0	0	0	0	0	0	1
13	Ryan Johnson	g	2-4	1-2	0-0	1	5	6	1	5	1	0	0	0	13
20	Darius Roy	g	1-3	0-2	0-0	1	1	2	0	2	0	1	0	0	6
24	Ross Cummings	g	1-1	1-1	0-0	0	0	0	0	3	1	0	0	0	11
25	Rashad Lewis	g	1-2	0-1	1-2	0	1	1	0	3	2	0	0	1	15
44	JJ N'Ganga	g	1-2	0-0	1-2	0	0	0	0	3	0	1	1	0	6
55	Andrew Fishler	g	0-2	0-0	1-2	1	2	3	1	1	0	0	0	0	10
Team								2	3	5					
Totals			34-64	10-26	9-13	12	32	44	7	87	23	10	1	4	200
FG % 1st Half: 17-31		54.8%	2nd half: 17-33		51.5%	Game: 34-64		53.1%	Deadball Rebounds						
3FG % 1st Half: 7-14		50.0%	2nd half: 3-12		25.0%	Game: 10-26		38.5%							
FT % 1st Half: 4-4		100.0	2nd half: 5-9		55.6%	Game: 9-13		69.2%							

Officials: Kenneth Totten; Michael Reese; Brad Stodghill
 Technical fouls: Brewton-Parker-None. Mercer-None.
 Attendance: 3553

Score by periods	1st	2nd	Total
Brewton-Parker	35	18	53
Mercer	45	42	87

Last FG - BRWP 2nd-12:25, MER 2nd-00:57.
 Largest lead - BRWP by 2 1st-18:28, MER by 34 2nd-00:27.
 BRWP led for 00:17. MER led for 37:21. Game was tied for 02:22.

Score tied - 1 time.
 Lead changed - 1 time.



Official Basketball Box Score -- Game Totals -- Final Statistics
Georgia Southern vs Mercer
11/20/16 2:00 PM at Macon, Ga. (Hawkins Arena)

**Georgia Southern 67 • 1-2**

#	Player	Total		3-Ptr		Rebounds			PF	TP	A TO Blk Stl				Min
		FG	FGA	FG	FGA	FT	FTA	Off Def Tot			A	TO	Blk	Stl	
00	Glenn, Montae	f	1-5	0-0	2-2	2	3	5	1	4	1	1	1	0	25
11	O'Connell, Shawn	f	1-3	0-1	0-0	1	2	3	5	2	0	1	0	0	12
03	Smith, Ike	g	6-17	1-7	6-6	1	2	3	4	19	2	0	0	1	32
04	Brown, Tookie	g	5-11	5-9	0-0	1	0	1	2	15	3	3	1	2	35
10	Allsmiller, Jake	g	2-10	2-10	0-0	0	1	1	3	6	2	3	0	0	32
01	Boykins, Devonte	g	1-1	1-1	2-2	1	2	3	2	5	1	1	0	0	21
05	Gladden, B.J.	g	5-8	1-3	5-7	1	6	7	3	16	2	1	4	1	28
12	McRae, Aubrey	g	0-0	0-0	0-1	0	0	0	1	0	0	0	0	0	1
14	Simmons, Coye	g	0-2	0-0	0-0	4	2	6	2	0	1	0	0	0	14
Team								0	1	1					
Totals			21-57	10-31	15-18	11	19	30	23	67	12	10	6	4	200
FG % 1st Half: 11-30		36.7%	2nd half: 10-27		37.0%	Game: 21-57		36.8%	Deadball Rebounds						
3FG % 1st Half: 7-20		35.0%	2nd half: 3-11		27.3%	Game: 10-31		32.3%							
FT % 1st Half: 10-10		100.0	2nd half: 5-8		62.5%	Game: 15-18		83.3%							

Mercer 80 • 2-1

#	Player	Total		3-Ptr		Rebounds			PF	TP	A TO Blk Stl				Min
		FG	FGA	FG	FGA	FT	FTA	Off Def Tot			A	TO	Blk	Stl	
00	Desmond Ringer	f	4-8	0-0	6-9	4	3	7	1	14	1	1	0	0	27
15	Stephon Jelks	f	4-5	1-2	6-6	3	6	9	1	15	5	2	0	0	29
05	Jordan Strawberry	g	3-8	1-4	6-6	0	2	2	2	13	2	1	0	1	24
10	Ria'n Holland	g	7-13	2-7	2-3	0	3	3	2	18	3	1	1	3	36
23	Demetre Rivers	g	3-4	1-2	6-7	0	3	3	2	13	1	2	0	0	22
13	Ryan Johnson	g	0-3	0-1	0-0	0	3	3	4	0	0	1	0	0	16
20	Darius Roy	g	0-2	0-0	0-0	2	3	5	0	0	1	0	0	1	9
24	Ross Cummings	g	0-3	0-3	0-0	0	0	0	0	0	0	1	0	0	16
25	Rashad Lewis	g	0-2	0-2	0-0	0	1	1	0	0	2	0	0	0	8
44	JJ N'Ganga	g	0-0	0-0	0-0	0	0	0	0	0	0	0	0	0	2
55	Andrew Fishler	g	3-5	0-0	1-1	2	2	4	2	7	1	0	1	0	11
Team								2	1	3					
Totals			24-53	5-21	27-32	13	27	40	14	80	16	9	2	5	200
FG % 1st Half: 13-29		44.8%	2nd half: 11-24		45.8%	Game: 24-53		45.3%	Deadball Rebounds						
3FG % 1st Half: 2-13		15.4%	2nd half: 3-8		37.5%	Game: 5-21		23.8%							
FT % 1st Half: 6-9		66.7%	2nd half: 21-23		91.3%	Game: 27-32		84.4%							

Officials: Tommy Morrissey; Joey Richardson; Glenn Tuitt
 Technical fouls: Georgia Southern-None. Mercer-None.
 Attendance: 3508

Score by periods	1st	2nd	Total
Georgia Southern	39	28	67
Mercer	34	46	80

Last FG - GS 2nd-02:55, MER 2nd-03:06.
 Largest lead - GS by 12 1st-13:07, MER by 13 2nd-00:58.
 GS led for 30:20. MER led for 09:03. Game was tied for 00:37.

Score tied - 1 time.
 Lead changed - 5 times.



Official Basketball Box Score -- Game Totals -- Final Statistics
Mercer vs Florida
11/13/16 8 p.m. at Veterans Mem. Arena - Jacksonville, Fla.

**Mercer 54 • 1-1**

#	Player		Total		3-Ptr		Rebounds			PF	TP	A	TO	Blk	Stl	Min
			FG	FGA	FG	FGA	FT	FTA	Off							
00	Desmond Ringer	f	1-1	0-0	0-1		0	3	3	5	2	0	2	2	0	17
15	Stephon Jelks	f	2-4	1-3	0-0		0	1	1	2	5	0	2	1	0	19
05	Jordan Strawberry	g	1-3	0-0	2-3		2	1	3	1	4	2	4	0	0	21
10	Ria'n Holland	g	8-16	5-10	0-0		0	4	4	4	21	1	3	0	1	32
23	Demetre Rivers	g	1-4	0-2	0-0		0	1	1	5	2	2	2	0	0	16
01	Cory Kilby		1-3	0-2	0-0		1	2	3	2	2	0	1	0	1	18
13	Ryan Johnson		3-6	1-2	0-0		1	6	7	1	7	1	0	0	0	18
20	Darius Roy		0-3	0-0	2-4		2	3	5	1	2	1	0	0	2	12
24	Ross Cummings		1-3	0-0	0-0		2	1	3	2	2	2	1	0	0	12
25	Rashad Lewis		0-2	0-0	1-2		0	0	0	2	1	0	2	0	1	12
44	JJ N'Ganga		0-3	0-0	1-2		0	0	0	4	1	0	0	0	1	13
55	Andrew Fishler		1-3	0-0	3-5		1	0	1	2	5	0	0	1	0	10
	Team						1	0	1							
Totals			19-51	7-19	9-17		10	22	32	31	54	9	17	4	6	200
FG % 1st Half: 6-18			33.3%	2nd half: 13-33	39.4%	Game: 19-51			37.3%	Deadball						
3FG % 1st Half: 0-6			0.0%	2nd half: 7-13	53.8%	Game: 7-19			36.8%	Rebounds						
FT % 1st Half: 2-4			50.0%	2nd half: 7-13	53.8%	Game: 9-17			52.9%	3						



	In	Off	2nd	Fast	
Points	Paint	T/O	Chance	Break	Bench
MER	30	5	8	2	14
MASON	24	3	8	4	21

Score tied - 4 times.
Lead changed - 5 times.



Official Basketball Box Score -- Game Totals -- Final Statistics
Oglethorpe vs Mercer
12/07/16 7:02 PM at Macon, Ga. (Hawkins Arena)



Oglethorpe 41 • 3-6

#	Player		Total		3-Ptr	Rebounds			PF	TP	A	TO	Blk	Stl	Min	
			FG-FGA	FG-FGA	FT-FTA	Off	Def	Tot								
02	Chris Lawrence	f	4-8	1-4	0-0	3	0	3	2	9	0	2	0	1	28	
24	Tom Inungu	f	3-5	0-0	2-2	1	2	3	4	8	0	2	0	1	20	
01	Mike Turner	g	3-9	1-7	1-1	0	3	3	3	8	3	2	0	1	29	
04	George Andino	g	1-6	1-4	0-0	0	0	0	3	3	0	3	0	0	25	
10	Justin Edwards	g	1-6	1-2	0-0	0	1	1	0	3	3	1	0	0	18	
00	Connor Sigrist		2-3	0-0	0-2	1	1	2	1	4	0	0	0	0	18	
03	Alex Cunningham		0-1	0-1	0-0	0	0	0	3	0	0	1	0	0	4	
11	Devin Huffman		1-4	1-2	0-0	0	2	2	1	3	0	1	0	1	20	
13	Dylon Ramsey		0-0	0-0	0-0	1	0	1	0	0	0	0	0	0	3	
14	Ty Pendley		1-1	1-1	0-0	0	0	0	1	3	1	0	0	0	7	
20	Lane Foster		0-2	0-1	0-0	0	0	0	0	0	1	1	0	0	16	
23	Nick Cunningham		0-2	0-2	0-0	0	0	0	0	0	0	1	0	0	3	
31	Will Springer		0-2	0-2	0-0	0	0	0	0	0	0	0	0	0	3	
32	Justin Hughes		0-1	0-1	0-0	0	0	0	0	0	0	0	0	0	3	
35	Zach Russell		0-0	0-0	0-0	0	1	1	0	0	0	0	0	0	3	
Team						1	2	3			1					
Totals				16-50	6-27	3-5	7	12	19	18	41	8	15	0	4	200

FG % 1st Half: 10-25 40.0% 2nd half: 6-25 24.0% Game: 16-50 32.0% Deadball
3FG % 1st Half: 3-11 27.3% 2nd half: 3-16 18.8% Game: 6-27 22.2% Rebounds
FT % 1st Half: 2-4 50.0% 2nd half: 1-1 100.0 Game: 3-5 60.0% 1

Mercer 98 • 5-4

#	Player		Total		3-Ptr	Rebounds			PF	TP	A	TO	Blk	Stl	Min
			FG-FGA	FG-FGA	FT-FTA	Off	Def	Tot							
00	Desmond Ringer	f	3-4	0-0	0-0	4	4	8	0	6	0	0	0	0	19
15	Stephon Jelks	f	1-4	0-0	3-4	4	1	5	1	5	4	1	0	0	20
02	Jaylen Stowe	g	1-2	1-2	0-0	1	1	2	3	0	0	1	0	0	13
05	Jordan Strawberry	g	1-3	0-1	2-2	1	4	5	0	4	5	1	0	0	17
23	Demetre Rivers	g	11-16	5-9	3-3	0	2	2	0	30	3	0	0	0	26
03	Stephen Gavin		0-1	0-0	0-0	0	0	0	0	0	0	0	0	0	2
13	Ryan Johnson		2-5	1-1	6-7	3	3	6	1	11	0	1	0	1	17
20	Darius Roy		4-6	1-2	0-0	0	2	2	1	9	3	2	0	3	20
24	Ross Cummings		4-8	2-6	0-0	1	1	2	0	10	2	1	0	0	22
25	Rashad Lewis		3-8	2-6	2-2	3	3	6	3	10	6	2	0	2	20
44	JJ N'Ganga		2-3	0-0	0-0	2	2	4	0	4	0	1	0	0	11
55	Andrew Fishler		3-4	0-0	0-3	1	3	4	1	6	0	1	1	0	13
	Team					1	2	3							
Totals			35-64	12-27	16-21	21	28	49	7	98	23	11	1	6	200

FG % 1st Half: 17-34 50.0% 2nd half: 18-30 60.0% Game: 35-64 54.7% Deadball
3FG % 1st Half: 6-13 46.2% 2nd half: 6-14 42.9% Game: 12-27 44.4% Rebounds
FT % 1st Half: 5-7 71.4% 2nd half: 11-14 78.6% Game: 16-21 76.2% 1


Officials: Gerald Bell; Evan Berg; Chris King
Technical fouls: Oglethorpe-Mike Turner. Mercer-None.
Attendance: 2625

Score by periods	1st	2nd	Total
Oglethorpe	25	16	41
Mercer	45	53	98

Points	In	Off	2nd	Fast	Bench
OUM	19	3	8	0	10
MER	40	28	23	19	50

Last FG - OUM 2nd-10:38, MER 2nd-02:10.
Largest lead - OUM by 4 1st-15:49, MER by 57 2nd-02:10.
OUM led for 06:58. MER led for 30:48. Game was tied for 02:03.

Score tied - 3 times.
Lead changed - 5 times.



Desmond
RINGER

F • 6-9 • 255 • R-Jr. • 1L
McDonough, Ga. / South Carolina

BIO

2015-16

- Career-high 21 points (10-11 FG) vs. Wofford (1/16)
- Career-high 10 rebounds and 7 points at Davidson (11/23)
- Leads team in field goal pct. (.612)

2014-15

- Redshirted due to NCAA transfer rules

2013-14 (South Carolina)

- Played in 28 games, averaging 10.4 minutes per game
- Scored 2.1 points per game
- Recorded 2.0 rebounds per contest

HIGH SCHOOL

- Led Eagle’s Landing to 1st State title
- Posted 17 points and 14 boards in title game
- Ranked No. 7 player in Georgia by ESPN.com

PERSONAL

- Son Boris and Nattlie Ringer
- Has one brother



TOP PERFORMANCES

Points:22, at Wofford (2/11/16)
FG Made:..... 10, vs. Wofford (1/16/16)
FG Att: 11, vs. Wofford (1/16/16)
3-Point FGs: N/A
3-Point FGA: N/A
FT made:6, Georgia Southern (11/20/16)
FT attempts:9, Georgia Southern (11/20/16)
Rebounds: 10, at Davidson (11/23/15)
Assists: 2, 5x, at George Mason (12/3/16)
Blocks:3, 4x, at Arkansas (12/19/15)
Steals:2, vs. UNCG (1/30/16)
Minutes: 33, vs. Wofford (1/16/16)

^ - denotes from South Carolina

2016-17 GAME-BY-GAME STATISTICS

Opponent	Date	GS	Min	FG	FGA	Pct	3FG	FGA	Pct	FT	FTA	Pct	O	D	Tot	Avg	PF	FO	A	TO	Blk	Stl	Pts	Avg	
BREWTON-PARKER	11/11/16	*	22	4	6	.667	0	0	.000	0	0	.000	0	5	5	5.0	0	0	0	0	0	0	8	8.0	
vs Florida	11/13/16	*	17	1	11	.000	0	0	.000	0	1	.000	0	3	3	4.0	5	1	0	2	2	0	2	5.0	
GA. SOUTHERN	11/20/16	*	27	4	8	.500	0	0	.000	6	9	.667	4	3	7	5.0	1	0	1	1	0	0	14	8.0	
RADFORD	11/22/16	*	20	0	2	.000	0	0	.000	0	0	.000	1	3	4	4.8	2	0	0	2	1	1	0	6.0	
vs East Carolina	11/25/16	*	30	2	6	.333	0	0	.000	0	0	.000	1	4	5	4.8	2	0	0	3	0	0	4	5.6	
vs Akron	11/26/16	*	26	8	14	.571	0	0	.000	0	2	.000	3	3	6	5.0	4	0	1	0	0	0	16	7.3	
DAVIDSON	11/29/16	*	12	2	21	.000	0	0	.000	0	0	.000	0	3	3	4.7	3	0	0	2	0	0	4	6.9	
at George Mason	12/3/16	*	31	2	21	.000	0	0	.000	1	2	.500	1	5	6	4.9	0	0	0	3	0	0	5	6.6	
OGLETHORPE	12/07/16	*	19	3	4	.750	0	0	.000	0	0	.000	4	4	8	5.2	0	0	0	0	0	0	6	6.6	
Totals			9	204	26	.45	.578	0	0	.000	7	.14	.500	14	33	47	5.2	17	1	2	13	3	1	59	6.6

CAREER STATISTICS

Season	gp-gs		Total		3-Point		F-Throws		Rebounds										Scoring	
			fg-fga	pct	fg-fga	pct	ft-fa	pct	off	def	tot	avg	pf	fo	ast	to	blk	stl	pts	avg
2013-14*	28-1	291/10.4	18-48	.375	0-0	.000	22-35	.629	24	31	55	2.0	58	0	7	17	6	2	58	2.1
2015-16	23-23	574/25.0	71-116	.612	0-0	.000	37-46	.804	36	69	105	4.6	54	1	14	41	18	5	179	7.8
2016-17	9-9	204/22.7	26-45	.578	0-0	.000	7-14	.500	14	33	47	5.2	17	1	2	13	3	1	59	6.6
TOTAL	32-32	778/24.3	97-161	.602	0-0	.000	44-60	.733	50	102	152	4.8	71	2	16	54	21	6	238	7.4
All*	60-33	1069/17.8	115-209	.550	0-0	.000	66-95	.695	74	133	207	3.5	129	2	23	71	27	8	296	4.9

* Statistics from prior team/school



Cory KILBY

F • 6-7 • 195 • So. • 1L
Ada, Okla. / Ada HS

BIO

2015-16

- Career-high 13 points and 6 boards at Furman (2/13)
- Recorded 8 points, 4 boards and a block in debut vs. Allen (11/13)

PERSONAL

- Son of Pat and Angela Kilby
- Has two brothers and one sister
- Born on May 14, 1996 in Asheville, N.C.

HIGH SCHOOL

- Averaged 21 points, 11 boards and 4 blocks as a senior
- Ada HS record holder for career points (2,013)
- 2014 All-State quarterback selection

1

TOP PERFORMANCES

Points: 13, at Furman (2/13/16)
 FG Made:.....5, at Furman (2/13/16)
 FG Att: 7, 2x, at Furman (2/13/16)
 3-Point FGs:2, at UNCG (2/28/16)
 3-Point FGA: 5, at UNCG (2/28/16)
 FT Made: 2, 5x, Davidson (11/29/16)
 FT Att:4, at Furman (2/13/16)
 Rebounds:6, 2x, at Furman (2/13/16)
 Assists:2, 4x, vs. Brewton-Parker (11/11/16)
 Blocks: 1, 5x, at Kennesaw State (12/30/15)
 Steals: 1, at Wofford (2/11/16)
 Minutes:18, 2x, at Furman (2/13/16)

2016-17 GAME-BY-GAME STATISTICS

Opponent	Date	GS	Min	FG	FGA	Pct	3FG	FGA	Pct	FT	FTA	Pct	O	D	Tot	Avg	PF	FO	A	TO	Blk	Stl	Pts	Avg	
BREWTON-PARKER	11/11/16		12	1	11	.000	0	0	.000	1	2	.500	0	4	4	4.0	0	0	2	1	0	0	3	3.0	
vs Florida	11/13/16		18	1	3	.333	0	2	.000	0	0	.000	1	2	3	3.5	2	0	0	1	0	1	2	2.5	
GA. SOUTHERN	11/20/16		DNP																						
RADFORD	11/22/16		DNP																						
vs East Carolina	11/25/16		DNP																						
vs Akron	11/26/16		6	0	0	.000	0	0	.000	0	0	.000	1	1	2	3.0	0	0	1	1	0	0	0	1.7	
DAVIDSON	11/29/16		8	1	2	.500	0	0	.000	2	2	1.000	0	0	0	2.3	1	0	0	1	0	0	4	2.3	
at George Mason	12/3/16		DNP																						
OGLETHORPE	12/07/16		DNP																						
Totals			0	44	3	6	.500	0	2	.000	3	4	.750	2	7	9	2.3	3	0	3	4	0	1	9	2.3

CAREER STATISTICS

Season	gp-gs	min/avg	Total		3-Point		F-Throws		Rebounds				Scoring					
			fg-fga	pct	fg-fga	pct	ft-fta	pct	off	def	tot	avg	pf	fo	ast	to	blk	stl
2015-16	34-0	277/8.1	28-68	.412	8-27	.296	9-13	.692	17	37	54	1.6	29	0	11	14	5	2
2016-17	4-0	44/11.0	3-6	.500	0-2	.000	3-4	.750	2	7	9	2.3	3	0	3	4	0	1
TOTAL	38-0	321/8.4	31-74	.419	8-29	.276	12-17	.706	19	44	63	1.7	32	0	14	18	5	3



Jaylen STOWE

G • 6-2 • 205 • So. • 1L
Harrisburg, N.C. / Hickory Ridge HS

BIO

2015-16

- Career-high 7 points and 2 rebounds at Furman (2/13) and vs. Citadel (3/4)
- Scored first 3 points of career at Davidson (11/23)

PERSONAL

- Son of Jason and Heather Stowe
- Has two brothers
- Born on Nov. 8, 1996 in Charlotte, N.C.

HIGH SCHOOL

- Averaged 22 points, 6 rebounds and 5 assists as a senior
- Hickory Ridge HS all-time leading scorer and assist leader
- Four-year honor student

2

TOP PERFORMANCES

Points:7, at Furman (2/13/16)
FG Made:.....3, at Furman (2/13/16)
FG Att:4, 2x, at VMI (2/25/16)
3-Point FGs:1, 4x, at VMI (2/25/16)
3-Point FGA:4, at VMI (2/25/16)
FT Made:1, 2x, vs. The Citadel (2/6/16)
FT Att:2, 2x, vs. The Citadel (2/6/16)
Rebounds:4, vs. The Citadel (2/6/16)
Assists:1, 5x, at VMI (2/25/16)
Blocks:N/A
Steals:1, 2x, at VMI (2/25/16)
Minutes:13, at VMI (2/25/16)

2016-17 GAME-BY-GAME STATISTICS

Opponent	Date	GS	Min	FG	FGA	Pct	3FG	FGA	Pct	FT	FTA	Pct	O	D	Tot	Avg	PF	FO	A	TO	Blk	Stl	Pts	Avg
BREWTON-PARKER	11/11/16		DNP																					
vs Florida	11/13/16		DNP																					
GA. SOUTHERN	11/20/16		DNP																					
RADFORD	11/22/16		DNP																					
vs East Carolina	11/25/16		1	0	0	.000	0	0	.000	0	0	.000	0	0	0	0.0	0	0	0	0	0	0	0	0.0
vs Akron	11/26/16		DNP																					
DAVIDSON	11/29/16		2	0	0	.000	0	0	.000	0	0	.000	0	1	1	0.5	2	0	0	0	0	0	0	0.0
at George Mason	12/3/16		7	0	2	.000	0	1	.000	0	0	.000	0	0	0	0.3	2	0	0	0	0	0	0	0.0
OGLETHORPE	12/07/16	*	13	1	2	.500	1	2	.500	0	0	.000	1	1	2	0.8	0	0	0	1	0	0	3	0.8
Totals		1	23	1	4	.250	1	3	.333	0	0	.000	1	2	3	0.8	4	0	0	1	0	0	3	0.8

CAREER STATISTICS

Season	gp-gs	min/avg	Total		3-Point		F-Throws		Rebounds											Scoring	
			fg-fga	pct	fg-fga	pct	ft-fta	pct	off	def	tot	avg	pf	fo	ast	to	blk	stl		pts	avg
2015-16	23-0	97/4.2	9-28	.321	7-15	.467	5-10	.500	3	14	17	0.7	14	0	5	7	0	3		30	1.3
2016-17	4-1	23/5.8	1-4	.250	1-3	.333	0-0	.000	1	2	3	0.8	4	0	0	1	0	0		3	0.8
TOTAL	27-1	120/4.4	10-32	.313	8-18	.444	5-10	.500	4	16	20	0.7	18	0	5	8	0	3		33	1.2



Stephen GAVIN

G • 6-3 • 190 • So. • SQ

Savannah, Ga. / Hilton Head Preparatory School

BIO

HIGH SCHOOL

- Averaged 16 points senior year
- Played at Savannah Day Country HS for three years
- Played in SCISA North vs. South Game
- Earned 2A SCISA All-Region, All-State honors

PERSONAL

- Son of Kevin Gavin and Allison Hersh
- Has one sister, Shannon
- Born on Feb. 19, 1997

3

TOP PERFORMANCES


FG attempts: 1, Oglethorpe (12/07/16)
Minutes 1, Oglethorpe (12/07/16)

2016-17 GAME-BY-GAME STATISTICS

Opponent	Date	GS	Min	FG	FGA	Pct	3FG	FGA	Pct	FT	FTA	Pct	O	D	Tot	Avg	PF	FO	A	TO	Blk	Stl	Pts	Avg
BREWTON-PARKER	11/11/16		1	0	0	.000	0	0	.000	0	0	.000	0	0	0	0.0	0	0	0	0	0	0	0	0.0
vs Florida	11/13/16		DNP																					
GA. SOUTHERN	11/20/16		DNP																					
RADFORD	11/22/16		DNP																					
vs East Carolina	11/25/16		DNP																					
vs Akron	11/26/16		DNP																					
DAVIDSON	11/29/16		DNP																					
at George Mason	12/3/16		DNP																					
OGLETHORPE	12/07/16		2	0	1	.000	0	0	.000	0	0	.000	0	0	0	0.0	0	0	0	0	0	0	0	0.0
Totals			0	3	0	1.000	0	0	.000	0	0	.000	0	0	0	0.0	0	0	0	0	0	0	0	0.0

CAREER STATISTICS

			Total		3-Point		F-Throws		Rebounds											Scoring	
Season	gp-gs	min/avg	fg-fga	pct	fg-fga	pct	ft-fta	pct	off	def	tot	avg	pf	fo	ast	to	blk	stl	pts	avg	
2016-17	2-0	3/1.5	0-1	.000	0-0	.000	0-0	.000	0	0	0	0.0	0	0	0	0	0	0	0	0.0	
TOTAL	2-0	3/1.5	0-1	.000	0-0	.000	0-0	.000	0	0	0	0.0	0	0	0	0	0	0	0	0.0	



Jordan STRAWBERRY

G • 6-1 • 175 • Jr. • 2L
Anaheim, Calif. / South Kent School

BIO

2015-16

- Career-high 24 points at Chattanooga (1/5)
- Career-high 8 assists vs. Wofford (1/16), Citadel (2/6) & Chattanooga (2/8)
- 11 games of 5+ assists

HIGH SCHOOL

- Led Monarchs to three State Championships, two CIF Southern Section Championships and four league titles
- All-State, All-CIF and first team All-League as junior and senior

2014-15

- Season-highs in points, FGs made & attempted, 3pt FGs attempted, assists, minutes played at Georgia (12/27)
- 4 games with 10+ points
- Season-high 3 3-pointers, 2 steals vs. Dartmouth (12/16)
- Multiple assists in 20 games

PERSONAL

- Born March 17, 1994 in Los Angeles, California
- Son of Darryl Strawberry and Charisse Strawberry-Fuller

5

TOP PERFORMANCES

Points: 24, at Chattanooga (1/05/16)
Rebounds: 6, Chattanooga (02/08/16)
Assists: 11, Brewton-Parker (11/11/16)
Steals: 3, 3x, at Coastal Carolina (03/15/16)
Blocks: 1, ETSU (02/20/16)
FG made: 8, at Chattanooga (1/05/16)
FG attempts: 14, Chattanooga (02/08/16)
3FG made: 3, 5x, at UNCG (2/28/16)
3-Point FGA: 6, 2x, vs. ETSU (2/20/16)
FT made: 6, 2x, Ga. Southern (11/20/16)
FT attempts: 6, 3x, Ga. Southern (11/20/16)
Minutes: 42, vs. Chattanooga (2/8/16)

2016-17 GAME-BY-GAME STATISTICS

Opponent	Date	GS	Min	FG	FGA	Pct	3FG	FGA	Pct	FT	FTA	Pct	O	D	Tot	Avg	PF	FO	A	TO	Blk	Stl	Pts	Avg
BREWTON-PARKER	11/11/16	*	24	3	5	.600	1	2	.500	0	0	.000	1	4	5	5.0	1	0	11	1	0	2	7	7.0
vs Florida	11/13/16	*	21	1	3	.333	0	0	.000	2	3	.667	2	1	3	4.0	1	0	2	4	0	0	4	5.5
GA. SOUTHERN	11/20/16	*	24	3	8	.375	1	4	.250	6	6	1.000	0	2	2	3.3	2	0	2	1	0	1	13	8.0
RADFORD	11/22/16	*	26	4	9	.444	1	3	.333	1	2	.500	0	2	2	3.0	4	0	4	2	0	0	10	8.5
vs East Carolina	11/25/16	*	30	2	7	.286	1	2	.500	3	3	1.000	0	4	4	3.2	2	0	1	1	0	2	8	8.4
vs Akron	11/26/16	*	33	2	8	.250	1	4	.250	2	2	1.000	1	2	3	3.2	0	0	3	2	0	0	7	8.2
DAVIDSON	11/29/16	*	24	2	5	.400	0	2	.000	0	0	.000	1	3	4	3.3	0	0	5	1	0	0	4	7.6
at George Mason	12/3/16	*	36	6	13	.462	1	4	.250	3	5	.600	1	2	3	3.3	1	0	5	0	0	0	16	8.6
OGLETHORPE	12/07/16	*	17	1	3	.333	0	1	.000	2	2	1.000	1	4	5	3.4	0	0	5	1	0	0	4	8.1
Totals		9	235	24	61	.393	6	22	.273	19	23	.826	7	24	31	3.4	11	0	38	13	0	5	73	8.1

CAREER STATISTICS

			Total		3-Point		F-Throws		Rebounds											Scoring	
Season	gp-gs	min/avg	fg-fga	pct	fg-fga	pct	ft-fta	pct	off	def	tot	avg	pf	fo	ast	to	blk	stl	pts	avg	
2014-15	34-0	501/14.7	59-149	.396	14-38	.368	14-18	.778	11	29	40	1.2	47	0	70	42	0	15	146	4.3	
2015-16	34-5	863/25.4	96-254	.378	34-95	.358	50-60	.833	21	61	82	2.4	47	1	126	61	1	33	276	8.1	
2016-17	9-9	235/26.1	24-61	.393	6-22	.273	19-23	.826	7	24	31	3.4	11	0	38	13	0	5	73	8.1	
TOTAL	77-14	1599/20.8	179-464	.386	54-155	.348	83-101	.822	39	114	153	2.0	105	1	234	116	1	53	495	6.4	



Ria'n HOLLAND

G • 6-0 • 152 • R-Jr. • JC

Fayetteville, N.C. / Indian Hills CC / Wichita State

BIO

2015-16 (Indian Hills CC)

- Led team to 29-5 record, trip to NJCAA National Tourney
- First Team Iowa CC Athletic Conference selection
- Averaged 13.3 points per game
- Ranked 8th in NJCAA in 3pt Pct with .504

2014-15 (Wichita State)

- Averaged 1.9 points over 27 games
- Scored season-high nine points vs. George Washington (12/25)
- Season-best three rebounds vs. Memphis (11/18) along with five points scored

2013-14 (Wichita State)

- Redshirted true freshman season

HIGH SCHOOL

- Averaged 16 points senior year
- Played at Savannah Day Country HS for three years
- Played in SCISA North vs. South Game
- Earned 2A SCISA All-Region, All-State honors

PERSONAL

- Son of Robert and Rezina Holland
- Has a brother, Rosario, and a sister, Rezna
- Born on Nov. 12, 1994

10

TOP PERFORMANCES

Points: 26, vs East Carolina (11/25/16)
 Rebounds: 8, Radford (11/22/16)
 Assists: 4, Radford (11/22/16)
 Steals: 3, Georgia Southern (11/20/16)
 Blocks: 1, 2x, Davidson (11/29/16)
 FG made: 9, vs East Carolina (11/25/16)
 FG attempts: 20, vs East Carolina (11/25/16)
 3FG made: 5, 2x, vs Florida (11/13/16)
 3FG attempts: 11, Brewton-Parker (11/11/16)
 FT made: 5, Brewton-Parker (11/11/16)
 FT attempts: 6, vs Akron (11/26/16)
 Minutes: 38, Radford (11/22/16)

^ - denotes from Wichita State

2016-17 GAME-BY-GAME STATISTICS

Opponent	Date	GS	Min	FG	FGA	Pct	3FG	FGA	Pct	FT	FTA	Pct	O	D	Tot	Avg	PF	FO	A	TO	Blk	Stl	Pts	Avg	
BREWTON-PARKER	11/11/16	*	27	7	14	.500	5	11	.455	5	5	1.000	0	2	2	2.0	1	0	1	2	0	1	24	24.0	
vs Florida	11/13/16	*	32	8	16	.500	5	10	.500	0	0	.000	0	4	4	3.0	4	0	1	3	0	1	21	22.5	
GA. SOUTHERN	11/20/16	*	36	7	13	.538	2	7	.286	2	3	.667	0	3	3	3.0	2	0	3	1	1	3	18	21.0	
RADFORD	11/22/16	*	38	5	11	.455	2	5	.400	3	4	.750	3	5	8	4.3	1	0	4	1	0	2	15	19.5	
vs East Carolina	11/25/16	*	37	9	20	.450	4	10	.400	4	5	.800	0	4	4	4.2	1	0	2	0	0	1	26	20.8	
vs Akron	11/26/16	*	33	5	10	.500	3	6	.500	4	6	.667	1	2	3	4.0	3	0	3	0	0	0	17	20.2	
DAVIDSON	11/29/16	*	24	2	8	.250	1	3	.333	4	4	1.000	1	0	1	3.6	0	0	1	4	1	1	9	18.6	
at George Mason	12/3/16	*	33	7	18	.389	1	9	.111	2	2	1.000	1	1	2	3.4	4	0	2	1	0	2	17	18.4	
OGLETHORPE	12/07/16		DNP																						
Totals			8	260	50	110	.455	23	61	.377	24	29	.828	6	21	27	3.4	16	0	17	12	2	11	147	18.4

CAREER STATISTICS

Season	gp-gs		min/avg		Total		3-Point		F-Throws		Rebounds											Scoring	
					fg-fga	pct	fg-fga	pct	ft-fta	pct	off	def	tot	avg	pf	fo	ast	to	blk	stl		pts	avg
2014-15*	27-0		229/8.5		17-53	.321	12-35	.343	4-4	1.000	8	12	20	0.7	27	0	10	7	1	6		50	1.9
2016-17	8-8		260/32.5		50-110	.455	23-61	.377	24-29	.828	6	21	27	3.4	16	0	17	12	2	11		147	18.4
TOTAL	8-8		260/32.5		50-110	.455	23-61	.377	24-29	.828	6	21	27	3.4	16	0	17	12	2	11		147	18.4
All*	35-8		489/14.0		67-163	.411	35-96	.365	28-33	.848	14	33	47	1.3	43	0	27	19	3	17		197	5.6

* Statistics from prior team/school



Ryan
JOHNSON

G • 6-5 • 192 • R-So. • JC
Greensboro, N.C. / Tallahassee CC

BIO

2015-16 (Tallahassee CC)

- Averaged 11.3 points per game, scoring 20+ in five games
- Scored career-high 30 pts vs St. Petersburg College
- Averaged 4.6 reboudns and 1.3 assists

2014-15 (Tallahassee CC)

- Redshirted season

HIGH SCHOOL

- Averaged 27.0 points, 6.0 rebounds, 4.0 assists
- Scored over 2,000 career points
- Rated as 16th overall prospect, No. 2 wing/guard in North Carolina by Pheom Hoops Report

PERSONAL

- Originally from Greensboro, N.C.

13

TOP PERFORMANCES

Points: 12, at George Mason (12/3/16)
Rebounds:7, vs Florida (11/13/16)
Assists:2, vs East Carolina (11/25/16)
Steals:1, 2x, Oglethorpe (12/07/16)
FG made:5, at George Mason (12/3/16)
FG attempts:8, at George Mason (12/3/16)
3FG made: 2, 4x, at George Mason (12/3/16)
3FG attempts:5, vs East Carolina (11/25/16)
FT made: 6, Oglethorpe (12/07/16)
FT attempts: 7, Oglethorpe (12/07/16)
Minutes 20, vs East Carolina (11/25/16)

2016-17 GAME-BY-GAME STATISTICS

Opponent	Date	GS	Min	FG	FGA	Pct	3FG	FGA	Pct	FT	FTA	Pct	O	D	Tot	Avg	PF	FO	A	TO	Blk	Stl	Pts	Avg
BREWTON-PARKER	11/11/16	13	2	4	.500	1	2	.500	0	0	.000	1	5	6	6.0	1	0	1	0	0	0	5	5.0	
vs Florida	11/13/16	18	3	6	.500	1	2	.500	0	0	.000	1	6	7	6.5	1	0	1	0	0	0	7	6.0	
GA. SOUTHERN	11/20/16	16	0	3	.000	0	1	.000	0	0	.000	0	3	3	5.3	4	0	0	1	0	0	0	4.0	
RADFORD	11/22/16	11	3	5	.600	2	3	.667	0	1	.000	0	1	1	4.3	1	0	0	0	0	0	8	5.0	
vs East Carolina	11/25/16	20	4	7	.571	2	5	.400	0	0	.000	2	4	6	4.6	3	0	2	2	0	0	10	6.0	
vs Akron	11/26/16	11	0	5	.000	0	2	.000	2	2	1.000	1	2	3	4.3	0	0	0	0	0	0	2	5.3	
DAVIDSON	11/29/16	17	3	5	.600	2	4	.500	2	2	1.000	1	4	5	4.4	2	0	0	1	0	0	10	6.0	
at George Mason	12/3/16	14	5	8	.625	2	4	.500	0	0	.000	1	2	3	4.3	0	0	0	0	0	1	12	6.8	
OGLETHORPE	12/07/16	17	2	5	.400	1	1	1.000	6	7	.857	3	3	6	4.4	1	0	0	1	0	1	11	7.2	
Totals		0	137	22	48	.458	11	24	.458	10	12	.833	10	30	40	4.4	13	0	4	5	0	2	65	7.2

CAREER STATISTICS

			Total		3-Point		F-Throws		Rebounds											Scoring	
Season	gp-gs	min/avg	fg-fga	pct	fg-fga	pct	ft-fta	pct	off	def	tot	avg	pf	fo	ast	to	blk	stl	pts	avg	
2016-17	9-0	137/15.2	22-48	.458	11-24	.458	10-12	.833	10	30	40	4.4	13	0	4	5	0	2	65	7.2	
TOTAL	9-0	137/15.2	22-48	.458	11-24	.458	10-12	.833	10	30	40	4.4	13	0	4	5	0	2	65	7.2	



Ethan STAIR

G • 6-5 • 205 • So. • 1L

Hazel Green, Ala. / Hazel Green HS

BIO

2016-17

- Injury will sideline him for the entire season

2015-16

- Career-high 15 points at Wofford (2/11/16)
- Career-high 9 rebounds vs. W. Michigan (11/29)
- 10 games of 10+ points

HIGH SCHOOL

- Averaged 22.4 points and 12.3 boards as a senior
- Recorded over 1,500 points and 1,000 rebounds in career
- All-State selection as a senior
- Team won state title in 2012
- Hazel Green HS record holder in 50-meter freestyle in swimming

PERSONAL

- Son of David and Jackie Stair
- Has one brother and one sister
- Born on November 6, 1996

14

TOP PERFORMANCES


Points:15, at Wofford (2/11/16)
 FG Made:.....6, at Wofford (2/11/16)
 FG Att:10, 3x, at VMI (2/25/16)
 3-Point FGs:2, 3x, vs. ETSU (2/20/16)
 3-Point FGA:5, vs. The Citadel (2/6/16)
 FT Made:4, at VMI (2/25/16)
 FT Att:4, 6x, at VMI (2/25/16)
 Rebounds:9, vs. Western Michigan (11/29/15)
 Assists:5, vs. The Citadel (2/6/16)
 Blocks:1, 4x, vs. ETSU (2/20/16)
 Steals:3, 3x, at Wofford (2/11/16)
 Minutes:37, at Wofford (2/11/16)

2016-17 GAME-BY-GAME STATISTICS

Opponent	Date	GS	Min	FG	FGA	Pct	3FG	FGA	Pct	FT	FTA	Pct	O	D	Tot	Avg	PF	FO	A	TO	Blk	Stl	Pts	Avg
.																								
Totals																								

CAREER STATISTICS

Season	gp-gs	min/avg	Total		3-Point		F-Throws		Rebounds											Scoring	
			fg-fga	pct	fg-fga	pct	ft-fa	pct	off	def	tot	avg	pf	fo	ast	to	blk	stl		pts	avg
2015-16	34-11	822/24.2	86-201	.428	18-64	.281	33-53	.623	44	98	142	4.2	76	3	37	44	6	22		223	6.6
TOTAL	34-11	822/24.2	86-201	.428	18-64	.281	33-53	.623	44	98	142	4.2	76	3	37	44	6	22		223	6.6



Stephon JELKS

F • 6-6 • 225 • Jr. • 2L

Marietta, Ga. / North Cobb Christian School

BIO

2015-16

- Career-high 24 points and career-high 17 rebounds at The Citadel (1/9)
- 10 double-doubles on the season
- 4 games of 20+ points
- 4 games of 15+ rebounds, 13 games of 10+ rebounds
- SoCon Player of the Month for December

- Career-high 9 rebounds in SoCon Tournament vs. VMI (3/7)
- Multiple rebounds in 23 games

HIGH SCHOOL

- Averaged 14.1 points, 10.3 rebounds as a senior
- Region Co-MVP as junior
- Also played football

PERSONAL

- Son of Stephanie Hargett
- Born on July 4, 1996 in Valdosta Ga.

15

TOP PERFORMANCES

Points:24, at The Citadel (1/9/16)
 FG Made:.....9, 2x, at Samford (2/1/16)
 FG Att:17, at The Citadel (1/9/16)
 3-Point FGs:4, 2x, vs. WCU (2/18/16)
 3-Point FGA:8, at Davidson (11/23/15)
 FT Made:7, vs. George Mason (11/16/15)
 FT Att:9, at Kennesaw State (12/30/15)
 Rebounds:17, at The Citadel (1/9/16)
 Assists:5, vs. Tulane (11/26/15)
 Blocks:2, 2x, at Arkansas (12/19/15)
 Steals:.....3, 2x, at Arkansas (12/19/15)
 Minutes:41, at Arkansas (12/19/15)

2014-15

- Selected to SoCon All-Freshman Team
- Season-high 14 points twice (vs. Wofford, vs. ETSU)
- 10+ points in six games & four-straight games played

2016-17 GAME-BY-GAME STATISTICS

Opponent	Date	GS	Min	FG	FGA	Pct	3FG	FGA	Pct	FT	FTA	Pct	O	D	Tot	Avg	PF	FO	A	TO	Blk	Stl	Pts	Avg	
BREWTON-PARKER	11/11/16	*	22	5	9	.556	0	2	.000	0	0	.000	4	3	7	7.0	1	0	4	3	0	0	10	10.0	
vs Florida	11/13/16	*	19	2	4	.500	1	3	.333	0	0	.000	0	1	1	4.0	2	0	0	2	1	0	5	7.5	
GA. SOUTHERN	11/20/16	*	29	4	5	.800	1	2	.500	6	6	1.000	3	6	9	5.7	1	0	5	2	0	0	15	10.0	
RADFORD	11/22/16	*	29	0	3	.000	0	2	.000	4	4	1.000	1	4	5	5.5	1	0	0	2	1	1	4	8.5	
vs East Carolina	11/25/16	*	20	4	10	.400	2	5	.400	0	0	.000	3	2	5	5.4	4	0	0	0	1	0	10	8.8	
vs Akron	11/26/16	*	29	2	5	.400	1	3	.333	0	0	.000	1	5	6	5.5	1	0	1	2	0	1	5	8.2	
DAVIDSON	11/29/16	*	16	1	3	.333	1	3	.333	1	2	.500	0	5	5	5.4	0	0	1	3	0	0	4	7.6	
at George Mason	12/3/16	*	21	0	2	.000	0	0	.000	0	0	.000	2	5	7	5.6	3	0	3	0	0	0	0	6.6	
OGLETHORPE	12/07/16	*	20	1	4	.250	0	0	.000	3	4	.750	4	1	5	5.6	1	0	4	1	0	0	5	6.4	
Totals			9	205	19	45	.422	6	20	.300	14	16	.875	18	32	50	5.6	14	0	18	15	3	2	58	6.4

CAREER STATISTICS

			Total		3-Point		F-Throws		Rebounds											Scoring	
Season	gp-gs	min/avg	fg-fga	pct	fg-fga	pct	ft-fga	pct	off	def	tot	avg	pf	fo	ast	to	blk	stl	pts	avg	
2014-15	31-1	397/12.8	61-116	.526	12-27	.444	25-37	.676	39	62	101	3.3	34	0	14	16	6	14	159	5.1	
2015-16	34-34	987/29.0	138-320	.431	48-135	.356	73-93	.785	82	202	284	8.4	81	2	66	50	11	29	397	11.7	
2016-17	9-9	205/22.8	19-45	.422	6-20	.300	14-16	.875	18	32	50	5.6	14	0	18	15	3	2	58	6.4	
TOTAL	74-44	1589/21.5	218-481	.453	66-182	.363	112-146	.767	139	296	435	5.9	129	2	98	81	20	45	614	8.3	



Darius ROY

G • 6-2 • 170 • Fr. • HS

Lawton, Okla. / Lawton Eisenhower HS

BIO

HIGH SCHOOL

- Led team to 2015 State Championship
- Named to 2015 State All-Tournament Team
- Named to VYPE PReseason Top 50 in the Class of 2016

20

TOP PERFORMANCES

Points: 9, Oglethorpe (12/07/16)
 Rebounds: 5, 2x, Ga. Southern (11/20/16)
 Assists: 3, Oglethorpe (12/07/16)
 Steals: 3, Oglethorpe (12/07/16)
 FG made: 4, Oglethorpe (12/07/16)
 FG attempts: 8, Davidson (11/29/16)
 3FG made: 1, Oglethorpe (12/07/16)
 3FG attempts: 2, 2x, Oglethorpe (12/07/16)
 FT made: 2, vs Florida (11/13/16)
 FT attempts: 4, vs Florida (11/13/16)
 Minutes 20, Oglethorpe (12/07/16)

2016-17 GAME-BY-GAME STATISTICS

Opponent	Date	GS	Min	FG	FGA	Pct	3FG	FGA	Pct	FT	FTA	Pct	O	D	Tot	Avg	PF	FO	A	TO	Blk	Stl	Pts	Avg	
BREWTON-PARKER	11/11/16		6	1	3	.333	0	2	.000	0	0	.000	1	1	2	2.0	0	0	0	1	0	0	2	2.0	
vs Florida	11/13/16		12	0	3	.000	0	0	.000	2	4	.500	2	3	5	3.5	1	0	1	0	0	2	2	2.0	
GA. SOUTHERN	11/20/16		9	0	2	.000	0	0	.000	0	0	.000	2	3	5	4.0	0	0	1	0	0	1	0	1.3	
RADFORD	11/22/16		2	0	1	.000	0	1	.000	0	0	.000	0	0	0	3.0	0	0	0	0	0	0	0	1.0	
vs East Carolina	11/25/16		3	0	0	.000	0	0	.000	0	0	.000	0	0	0	2.4	0	0	0	0	0	0	0	0.8	
vs Akron	11/26/16		5	1	2	.500	0	0	.000	0	0	.000	1	1	2	2.3	1	0	0	0	0	0	2	1.0	
DAVIDSON	11/29/16		16	1	8	.125	0	0	.000	0	0	.000	1	0	1	2.1	1	0	0	0	0	0	2	1.1	
at George Mason	12/3/16		4	0	0	.000	0	0	.000	0	0	.000	0	0	0	1.9	1	0	0	0	0	0	0	1.0	
OGLETHORPE	12/07/16		20	4	6	.667	1	2	.500	0	0	.000	0	2	2	1.9	1	0	3	2	0	3	9	1.9	
Totals			0	77	7	25	.280	1	5	.200	2	4	.500	7	10	17	1.9	5	0	5	3	0	6	17	1.9

CAREER STATISTICS

			Total		3-Point		F-Throws		Rebounds											Scoring	
Season	gp-gs	min/avg	fg-fga	pct	fg-fga	pct	ft-fta	pct	off	def	tot	avg	pf	fo	ast	to	blk	stl	pts	avg	
2016-17	9-0	77/8.6	7-25	.280	1-5	.200	2-4	.500	7	10	17	1.9	5	0	5	3	0	6	17	1.9	
TOTAL	9-0	77/8.6	7-25	.280	1-5	.200	2-4	.500	7	10	17	1.9	5	0	5	3	0	6	17	1.9	



Demetre
RIVERS

G • 6-8 • 180 • Jr. • 2L
Ladson, S.C. / Stratford HS

BIO

2015-16

- Career-high 22 points at Wofford (2/11/16)
- 16 points and career-high 9 rebounds vs. The Citadel (2/6)
- 17 games of 10+ points

2014-15

- Hit a 3-pointer, had a steal and an assist in debut against Piedmont (11/14)
- First career rebound at Western Carolina (1/22)

HIGH SCHOOL

- 2x All-State, 3x All-Region performer
- Averaged 18.1 points, 7.1 rebounds per game
- Selected to play in NC vs. SC All-Star game

PERSONAL

- Full name is Demetre Earl Rivers
- Born on December 7, 1995
- Son of Kenneth and Wanda Rivers

23

TOP PERFORMANCES


Points:30, Oglethorpe (12/07/16)
Rebounds: 9, The Citadel (02/06/16)
Assists:4, 2x, at Wofford (02/11/16)
Steals:2, 2x, at Western Carolina (1/24/16)
Blocks:2, Western Carolina (02/18/16)
FG made:11, Oglethorpe (12/07/16)
FG attempts: 19, at Arkansas (12/19/15)
3FG made: 5, Oglethorpe (12/07/16)
3FG attempts: 9, Oglethorpe (12/07/16)
FT made: 10, Hiwassee (12/02/15)
FT attempts: 11, 2x, Alcorn (12/05/15)
Minutes:38, vs. Chattanooga (2/8/16)

2016-17 GAME-BY-GAME STATISTICS

Opponent	Date	GS	Min	FG	FGA	Pct	3FG	FGA	Pct	FT	FTA	Pct	O	D	Tot	Avg	PF	FO	A	TO	Blk	Stl	Pts	Avg
BREWTON-PARKER	11/11/16	*	31	8	15	.533	2	5	.400	0	0	.000	2	2	4	4.0	2	0	1	1	0	0	18	18.0
vs Florida	11/13/16	*	16	1	4	.250	0	2	.000	0	0	.000	0	1	1	2.5	5	1	2	2	0	0	2	10.0
GA. SOUTHERN	11/20/16	*	22	3	4	.750	1	2	.500	6	7	.857	0	3	3	2.7	2	0	1	2	0	0	13	11.0
RADFORD	11/22/16	*	33	7	7	1.000	1	1	1.000	1	1	1.000	0	2	2	2.5	4	0	2	2	0	0	16	12.3
vs East Carolina	11/25/16	*	39	4	9	.444	2	6	.333	0	0	.000	1	1	2	2.4	3	0	1	1	1	1	10	11.8
vs Akron	11/26/16	*	34	3	5	.600	2	4	.500	4	6	.667	2	0	2	2.3	3	0	2	3	0	0	12	11.8
DAVIDSON	11/29/16	*	23	2	5	.400	0	2	.000	2	2	1.000	0	1	1	2.1	1	0	0	4	1	0	6	11.0
at George Mason	12/3/16	*	35	7	10	.700	2	4	.500	0	0	.000	1	2	3	2.3	2	0	2	1	1	1	16	11.6
OGLETHORPE	12/07/16	*	26	11	16	.688	5	9	.556	3	3	1.000	0	2	2	2.2	0	0	3	0	0	0	30	13.7
Totals			9	259	46	.75	15	35	.429	16	19	.842	6	14	20	2.2	22	1	14	16	3	2	123	13.7

CAREER STATISTICS

			Total		3-Point		F-Throws		Rebounds											Scoring	
Season	gp-gs	min/avg	fg-fga	pct	fg-fga	pct	ft-fta	pct	off	def	tot	avg	pf	fo	ast	to	blk	stl	pts	avg	
2014-15	21-0	43/2.0	1-8	.125	1-5	.200	3-4	.750	0	1	1	0.0	7	0	1	5	2	1	6	0.3	
2015-16	34-33	823/24.2	112-260	.431	43-115	.374	64-74	.865	52	57	109	3.2	52	0	29	55	9	12	331	9.7	
2016-17	9-9	259/28.8	46-75	.613	15-35	.429	16-19	.842	6	14	20	2.2	22	1	14	16	3	2	123	13.7	
TOTAL	64-42	1125/17.6	159-343	.464	59-155	.381	83-97	.856	58	72	130	2.0	81	1	44	76	14	15	460	7.2	



Ross CUMMINGS

G • 6-3 • 165 • Fr. • HS

Dickson, Tenn. / Creek Wood HS

BIO

HIGH SCHOOL

- Led team to 31-2 record in junior season and first state quarterfinals appearance in school history
- Rated the No. 8 player in Tennessee in 2016 class by Hoop Seen

24

TOP PERFORMANCES

Points: 10, Oglethorpe (12/07/16)
 Rebounds: 3, vs Florida (11/13/16)
 Assists: 2, 2x, Oglethorpe (12/07/16)
 Steals: 1, Radford (11/22/16)
 FG made: 4, Oglethorpe (12/07/16)
 FG attempts: 8, Oglethorpe (12/07/16)
 3FG made: 2, Oglethorpe (12/07/16)
 3FG attempts: 6, Oglethorpe (12/07/16)
 Minutes: 22, Oglethorpe (12/07/16)

2016-17 GAME-BY-GAME STATISTICS

Opponent	Date	GS	Min	FG	FGA	Pct	3FG	FGA	Pct	FT	FTA	Pct	O	D	Tot	Avg	PF	FO	A	TO	Blk	Stl	Pts	Avg
BREWTON-PARKER	11/11/16		11	1	11.000		1	11.000		0	0	.000	0	0	0	0.0	0	0	1	0	0	0	3	3.0
vs Florida	11/13/16		12	1	3 .333		0	0 .000		0	0	.000	2	1	3	1.5	2	0	2	1	0	0	2	2.5
GA. SOUTHERN	11/20/16		16	0	3 .000		0	3 .000		0	0	.000	0	0	0	1.0	0	0	0	1	0	0	0	1.7
RADFORD	11/22/16		7	0	1 .000		0	1 .000		0	0	.000	0	0	0	0.8	0	0	0	0	0	1	0	1.3
vs East Carolina	11/25/16		DNP																					
vs Akron	11/26/16		2	0	0 .000		0	0 .000		0	0	.000	0	0	0	0.6	0	0	0	0	0	0	0	1.0
DAVIDSON	11/29/16		13	0	4 .000		0	2 .000		0	0	.000	2	0	2	0.8	1	0	0	0	0	0	0	0.8
at George Mason	12/3/16		2	0	0 .000		0	0 .000		0	0	.000	0	0	0	0.7	0	0	0	0	0	0	0	0.7
OGLETHORPE	12/07/16		22	4	8 .500		2	6 .333		0	0	.000	1	1	2	0.9	0	0	2	1	0	0	10	1.9
Totals		0	85	6	20 .300		3	13 .231		0	0	.000	5	2	7	0.9	3	0	5	3	0	1	15	1.9

CAREER STATISTICS

			Total		3-Point		F-Throws		Rebounds											Scoring	
Season	gp-gs	min/avg	fg-fga	pct	fg-fga	pct	ft-fta	pct	off	def	tot	avg	pf	fo	ast	to	blk	stl	pts	avg	
2016-17	8-0	85/10.6	6-20	.300	3-13	.231	0-0	.000	5	2	7	0.9	3	0	5	3	0	1	15	1.9	
TOTAL	8-0	85/10.6	6-20	.300	3-13	.231	0-0	.000	5	2	7	0.9	3	0	5	3	0	1	15	1.9	



Rashad LEWIS

G • 5-8 • 156 • Jr. • JC
Valdosta, Ga. / Tallahassee CC

BIO

2015-16 (Tallahassee CC)

- Named FCSAA/NJCAA Region All-Tourney team and all-conference honors
- Scored 11.8 points per game, averaged 3.2 three-point made baskets per game ranking 11th in the country
- Shot .420 from behind the arc
- Scored 20+ points on six occasions, career high was 26

HIGH SCHOOL

- Averaged 21.2 ppg as a junior, 19.3 ppg his senior year
- Named Region Player of the Year his senior season

PERSONAL

- Originally from Brooklyn, N.Y.

25

TOP PERFORMANCES

Points:10, Oglethorpe (12/07/16)
Rebounds:6, Oglethorpe (12/07/16)
Assists:7, Radford (11/22/16)
Steals:2, Oglethorpe (12/07/16)
FG made:3, Oglethorpe (12/07/16)
FG attempts:8, Oglethorpe (12/07/16)
3FG made:2, Oglethorpe (12/07/16)
3FG attempts:6, Oglethorpe (12/07/16)
FT made:2, Oglethorpe (12/07/16)
FT attempts:2, 3x, Oglethorpe (12/07/16)
Minutes:20, Oglethorpe (12/07/16)

2014-15 (Tallahassee CC)

- Averaged 6.4 ppg, Made 80 pct. of free throws
- Second on team with 35 steals

2016-17 GAME-BY-GAME STATISTICS

Opponent	Date	GS	Min	FG	FGA	Pct	3FG	FGA	Pct	FT	FTA	Pct	O	D	Tot	Avg	PF	FO	A	TO	Blk	Stl	Pts	Avg
BREWTON-PARKER	11/11/16	15	1	2	.500	0	1	.000	1	2	.500	0	1	1	1.0	0	0	2	0	0	1	3	3.0	
vs Florida	11/13/16	12	0	2	.000	0	0	.000	1	2	.500	0	0	0	0.5	2	0	0	2	0	1	1	2.0	
GA. SOUTHERN	11/20/16	8	0	2	.000	0	2	.000	0	0	.000	0	1	1	0.7	0	0	2	0	0	0	0	1.3	
RADFORD	11/22/16	14	1	2	.500	1	2	.500	0	0	.000	0	0	0	0.5	0	0	7	1	0	0	3	1.8	
vs East Carolina	11/25/16	10	1	2	.500	0	1	.000	0	0	.000	0	2	2	0.8	3	0	3	0	0	0	2	1.8	
vs Akron	11/26/16	7	0	0	.000	0	0	.000	0	0	.000	0	0	0	0.7	0	0	0	1	0	0	0	1.5	
DAVIDSON	11/29/16	16	1	6	.167	0	2	.000	0	0	.000	0	1	1	0.7	1	0	4	0	0	0	2	1.6	
at George Mason	12/3/16	5	0	2	.000	0	2	.000	0	0	.000	0	0	0	0.6	2	0	1	0	0	0	0	1.4	
OGLETHORPE	12/07/16	20	3	8	.375	2	6	.333	2	2	1.000	3	3	6	1.2	3	0	6	2	0	2	10	2.3	
Totals		0	107	7	26	.269	3	16	.188	4	6	.667	3	8	11	1.2	11	0	25	6	0	4	21	2.3

CAREER STATISTICS

			Total		3-Point		F-Throws		Rebounds											Scoring	
Season	gp-gs	min/avg	fg-fga	pct	fg-fga	pct	ft-fta	pct	off	def	tot	avg	pf	fo	ast	to	blk	stl	pts	avg	
2016-17	9-0	107/11.9	7-26	.269	3-16	.188	4-6	.667	3	8	11	1.2	11	0	25	6	0	4	21	2.3	
TOTAL	9-0	107/11.9	7-26	.269	3-16	.188	4-6	.667	3	8	11	1.2	11	0	25	6	0	4	21	2.3	



Mac BRYDON

C • 6-10 • 280 • Fr. • HS

Charlotte, N.C. / Carmel Christian HS

BIO

2016-17

- Expected to redshirt the 2016-17 season

HIGH SCHOOL

- Led team to undefeated conference slate and tournament championship his senior year, named all-conference
- Led team in rebounds and blocks for 3 straight seasons
- Graduated with 4.0 GPA, received AASCI Award for highest cumulative math grade in 2015 and 2016

33

TOP PERFORMANCES

2016-17 GAME-BY-GAME STATISTICS

Opponent	Date	GS	Min	FG	FGA	Pct	3FG	FGA	Pct	FT	FTA	Pct	O	D	Tot	Avg	PF	FO	A	TO	Blk	Stl	Pts	Avg
.																								
Totals																								

CAREER STATISTICS



JJ
N’GANGA

C • 6-10 • 250 • R-Sr. • TR
Aubervilliers, France / New Mexico

BIO

2015-16 (New Mexico)
• Did not play due to injury, awarded medical redshirt

2014-15 (New Mexico)
• Averaged 6.4 ppg, Made 80 pct. of free throws
• Second on team with 35 steals

JuCo (Northern Oklahoma College-Tonkawa)
• Played two seasons (2012-13, 2013-14) at NOC-Tonkawa
• Averaged 6.0 points and 5.4 rebounds per game
• Shot .468 from the field as a sophomore
• Awarded Hays Scholarship - given to player w/best GPA

HIGH SCHOOL
• Attended Sunrise Christian Academy in Wichita, Kan.
• Led team to 25-4 record his senior year

PERSONAL
• Full name is Jean-Jacques Francis N’Ganga
• The oldest of four children

44

TOP PERFORMANCES

Points: 9, vs. Boston College (11/20/14)^
FG Made:.....4, 2x, Davidson (11/29/16)
FG Att:6, 2x, vs. Utah State (02/07/15)^
3-Point FGs: N/A
3-Point FGA: N/A
FT Made: 4, 2x, at UNLV (01/21/15)
FT Att: 5, 2x, vs. Fresno State (12/31/14)^
Rebounds: 13, Davidson (11/29/16)
Assists: 2, at Colorado State (02/10/15)^
Blocks: 2, vs. Boston College (11/20/14)^
Steals: 1, 2x, vs Florida (11/13/16)
Minutes: 25, vs. Boston College (11/20/14)^

^ - denotes from New Mexico

2016-17 GAME-BY-GAME STATISTICS

Opponent	Date	GS	Min	FG	FGA	Pct	3FG	FGA	Pct	FT	FTA	Pct	O	D	Tot	Avg	PF	FO	A	TO	Blk	Stl	Pts	Avg
BREWTON-PARKER	11/11/16	6	1	2	.500	0	0	.000	1	2	.500	0	0	0	0.0	0	0	0	1	1	0	3	3.0	
vs Florida	11/13/16	13	0	3	.000	0	0	.000	1	2	.500	0	0	0	0.0	4	0	0	0	0	1	1	2.0	
GA. SOUTHERN	11/20/16	2	0	0	.000	0	0	.000	0	0	.000	0	0	0	0.0	0	0	0	0	0	0	0	1.3	
RADFORD	11/22/16	8	0	2	.000	0	0	.000	0	0	.000	0	0	0	0.0	1	0	0	0	0	0	0	1.0	
vs East Carolina	11/25/16	6	0	0	.000	0	0	.000	0	0	.000	0	2	2	0.4	0	0	0	0	1	0	0	0.8	
vs Akron	11/26/16	7	0	1	.000	0	0	.000	0	0	.000	1	0	1	0.5	0	0	0	1	0	0	0	0.7	
DAVIDSON	11/29/16	20	4	5	.800	0	0	.000	0	1	.000	5	8	13	2.3	1	0	0	2	1	0	8	1.7	
at George Mason	12/3/16	9	0	1	.000	0	0	.000	0	0	.000	0	2	2	2.3	0	0	1	1	0	0	0	1.5	
OGLETHORPE	12/07/16	11	2	3	.667	0	0	.000	0	0	.000	2	2	4	2.4	0	0	0	1	0	0	4	1.8	
Totals		0	82	7	17	.412	0	0	.000	2	5	.400	8	14	22	2.4	6	0	1	6	3	1	16	1.8

CAREER STATISTICS

Season	gp-gs		min/avg		Total		3-Point		F-Throws		Rebounds											Scoring	
					fg-fga	pct	fg-fga	pct	ft-fta	pct	off	def	tot	avg								pts	avg
2014-15*	29-0	344	11.9		36-61	.590	0-0	.000	22-36	.611	18	30	48	1.7	54	1	6	31	5	1		94	3.2
2016-17	9-0	82	9.1		7-17	.412	0-0	.000	2-5	.400	8	14	22	2.4	6	0	1	6	3	1		16	1.8
TOTAL	9-0	82	9.1		7-17	.412	0-0	.000	2-5	.400	8	14	22	2.4	6	0	1	6	3	1		16	1.8
All*	38-0	426	11.2		43-78	.551	0-0	.000	24-41	.585	26	44	70	1.8	60	1	7	37	8	2		110	2.9

* Statistics from prior team/school



Andrew FISHLER

C • 7-1 • 218 • R-Sr. • 1L
Cumming, Ga. / Gulf Coast State

BIO

2015-16

- Career-high 20 points & 10 rebounds vs. Citadel (2/6)
- Career-best 8 blocks vs. Chattanooga (2/8)
- Scored 9 points in Mercer debut vs. Allen (11/13)

2014-15

- Redshirted season

2012-14 (Gulf Coast CC)

- Averaged 5.3 points, 4.8 boards and 2.6 blocks as a sophomore
- Holds program block records for single-game (6), season (76) and career (146)

HIGH SCHOOL

- Holds Georgia block records for single-game (18), season (212) and career (308)
- Averaged 13.6 points and 8.1 rebounds per game as a senior

PERSONAL

- Son of Todd and Nancy Fishler
- Has two brothers and one sister
- Born on August 24, 1993

55

TOP PERFORMANCES

Points:20, The Citadel (02/06/16)
 Rebounds:10, The Citadel (02/06/16)
 Assists:1, 3x, Ga. Southern (11/20/16)
 Steals:1, 2x, Hiwassee (12/02/15)
 Blocks:8, Chattanooga (02/08/16)
 FG made:7, The Citadel (02/06/16)
 FG attempts:9, The Citadel (02/06/16)
 FT made:6, The Citadel (02/06/16)
 FT attempts:9, The Citadel (02/06/16)
 Minutes:20, vs. Chattanooga (2/8/16)

2016-17 GAME-BY-GAME STATISTICS

Opponent	Date	GS	Min	FG	FGA	Pct	3FG	FGA	Pct	FT	FTA	Pct	O	D	Tot	Avg	PF	FO	A	TO	Blk	Stl	Pts	Avg
BREWTON-PARKER	11/11/16		10	0	2	.000	0	0	.000	1	2	.500	1	2	3	3.0	1	0	0	0	0	0	1	1.0
vs Florida	11/13/16		10	1	3	.333	0	0	.000	3	5	.600	1	0	1	2.0	2	0	0	0	1	0	5	3.0
GA. SOUTHERN	11/20/16		11	3	5	.600	0	0	.000	1	1	1.000	2	2	4	2.7	2	0	1	0	1	0	7	4.3
RADFORD	11/22/16		12	0	2	.000	0	0	.000	2	2	1.000	1	3	4	3.0	1	0	0	1	5	0	2	3.8
vs East Carolina	11/25/16		4	0	0	.000	0	0	.000	0	0	.000	0	0	0	2.4	0	0	0	0	0	0	0	3.0
vs Akron	11/26/16		7	1	2	.500	0	0	.000	0	0	.000	1	0	1	2.2	4	0	0	1	0	0	2	2.8
DAVIDSON	11/29/16		9	2	3	.667	0	0	.000	0	0	.000	2	1	3	2.3	1	0	0	0	0	1	4	3.0
at George Mason	12/3/16		3	1	2	.500	0	0	.000	0	0	.000	0	0	0	2.0	2	0	0	0	0	0	2	2.9
OGLETHORPE	12/07/16		13	3	4	.750	0	0	.000	0	3	.000	1	3	4	2.2	1	0	0	1	1	0	6	3.2
Totals		0	79	11	23	.478	0	0	.000	7	13	.538	9	11	20	2.2	14	0	1	3	8	1	29	3.2

CAREER STATISTICS

			Total		3-Point		F-Throws		Rebounds											Scoring	
Season	gp-gs	min/avg	fg-fga	pct	fg-fga	pct	ft-fta	pct	off	def	tot	avg	pf	fo	ast	to	blk	stl	pts	avg	
2015-16	31-6	239/7.7	33-69	.478	0-0	.000	21-35	.600	18	40	58	1.9	33	0	2	16	23	2	87	2.8	
2016-17	9-0	79/8.8	11-23	.478	0-0	.000	7-13	.538	9	11	20	2.2	14	0	1	3	8	1	29	3.2	
TOTAL	40-6	318/8.0	44-92	.478	0-0	.000	28-48	.583	27	51	78	2.0	47	0	3	19	31	3	116	2.9	