



@MercerMBB
#BearDownMU
#STIR

MEN'S BASKETBALL NOTES

MERCER BEARS

4-4
OVERALL

0-0
SOCON

Bob Hoffman
HEAD COACH

168-117
RECORD AT MERCER
(NINTH SEASON)



VS.



OGLETHORPE STORMY PETRELS

3-4
OVERALL

0-1
SAA

Philip Ponder
HEAD COACH

192-158
RECORD AT OGL
(14TH SEASON)

SCHEDULE

OVERALL 4-4 SoCon 0-0
H 3-1 | A 0-1 | N 1-2

NOVEMBER

Fri. 11	Brewton-Parker	ESPN3	W, 87-53
Sun. 13	! vs. Florida	ESPNU	L, 54-76
Sun. 20	^ Georgia Southern	ESPN3	W, 80-67
Tue. 22	^ Radford	ASN	W, 58-47
Fri. 25	^% vs. East Carolina	-	W, 70-66
Sat. 26	^% vs. TBD	-	L, 63-65
Tue. 29	Davidson	FB Live	L, 57-78

DECEMBER

Sat. 3	at George Mason	A10 Net	L, 68-79
Wed. 7	Oglethorpe	ESPN3	7 p.m.
Sat. 10	at Clemson	ACC Net Extra	4 p.m.
Sun. 18	at Auburn	SEC Network	1 p.m.
Thur. 22	La Salle	ASN	7 p.m.
Wed. 28	at Kennesaw State	-	7 p.m.
Sat. 31	* at Wofford	-	1 p.m.

JANUARY

Mon. 2	* at Furman	-	7 p.m.
Thur. 5	* VMI	ESPN3	7:30 p.m.
Sat. 7	* ETSU	ESPN3	4:30 p.m.
Wed. 11	* at Samford	-	8 p.m.
Sat. 14	* Chattanooga	ASN	2 p.m.
Thur. 19	* UNCG	ESPN3	7 p.m.
Sat. 21	* at Western Carolina	-	2 p.m.
Sat. 28	* The Citadel	ESPN3	4:30 p.m.
Mon. 30	* Western Carolina	ESPN3	7 p.m.

FEBRUARY

Thur. 2	* Furman	ESPN3	7 p.m.
Sat. 4	* Wofford	ESPN3	4:30 p.m.
Thur. 9	* at VMI	ESPN3	7 p.m.
Sat. 11	* at ETSU	ESPN3	4 p.m.
Sat. 18	* at The Citadel	-	1 p.m.
Wed. 22	* UNCG	ESPN3	7 p.m.
Sat. 25	* at Chattanooga	-	5 p.m.
Mon. 27	* Samford	ESPN3	7 p.m.

MARCH

3-6	& SoCon Tournament	ESPN3	TBA
-----	--------------------	-------	-----

OPENING TIPOFF

Mercer returns home and looks to return to its winning ways when the Bears host Oglethorpe on Wednesday at 7 p.m.

SERIES HISTORY

Mercer and Oglethorpe will meet for the 46th time on Wednesday when the two former Dixie Conference rivals meet once again on the hardwood. Mercer leads the (known) all-time series, 32-13, and this will mark the third time a Bob Hoffman-coached team will face the Stormy Petrels.

SCOUTING OGLETHORPE

A member of the NCAA Division III and the Southern Athletic Association, Oglethorpe enters this week with a record of 3-4. The Stormy Petrels will play at Covenant on Tuesday evening before making their way to Macon to face Mercer on Wednesday.

LAST TIME OUT

Ria'n Holland scored 17 points while Jordan Strawberry and Demetre Rivers added 16 apiece for Mercer but the Bears couldn't stop a hot-shooting George Mason team in a 79-68 loss on Saturday.

TODAY'S MATCHUP IN THE RANKINGS

Ranking	Mercer	Opp.
ESPN BPI (ESPN.com)	-	-
ESPN RPI (ESPN.com)	125	-
KenPom (kenpom.com)	189	-
NCAA RPI (ncaa.com)	-	-
Warren Nolan (warrennolan.com)	131	-

GAME INFORMATION

Date/Time: Wednesday, Dec. 7 • 7 p.m.
Location: Macon, Ga. • Hawkins Arena (3,500)
Live Stats: MercerBears.com/livestats
Twitter Updates: @MercerMBB
Tickets: tickets.mercer.edu

SERIES INFORMATION

Series Record: Mercer leads, 32-13
In Macon: Mercer leads, 16-5
In Atlanta: Mercer leads, 11-5
Neutral/Unknown: Mercer leads, 5-3
Last Meeting: MER, 70-25, on 11/12/2012 in Macon
Streak: Mercer, 3

TV INFORMATION

Television: ESPN3
Talent: Todd Wilson (play-by-play)
Kristin Banks (sideline)

RADIO INFORMATION

Radio: Mercer Sports Network
Flagship: 97.3 FM The Bull Icons (Macon)
Play-by-Play: Rick Cameron

STATISTICAL COMPARISON

	MERCER	Opp.
Scoring Average	67.1	88.4
Opp. Scoring Average	66.4	85.3
Scoring Margin	+0.8	+3.1
FG Percentage	.439	.490
3FG Percentage	.328	.386
FT Percentage	.742	.655
Rebounding Average	36.1	41.1
Assists Per Game	13.8	15.0
Steals Per Game	3.9	7.0
Blocks Per Game	2.6	3.1

! - in Jacksonville, Fla.
^ - Savannah Invitational
% - in Savannah, Ga.
* - Southern Conference game
& - Southern Conference Tournament (Asheville, N.C.)

MEDIA RELATIONS

Patrick T. Walsh

Assistant AD for Media Relations

e: walsh_pt@mercer.edu

o: 478-301-5209

c: 318-514-9203

MERCER STARTING FIVE (Based on Previous Game)

0 RINGER R-Jr. F	5 STRAWBERRY Jr. G	10 HOLLAND R-Jr. G	15 JELKS Jr. F	23 RIVERS Jr. G
MIN 23.1	MIN 27.3	MIN 32.5	MIN 23.1	MIN 29.1
PPG 6.6	PPG 8.6	PPG 18.4	PPG 6.6	PPG 11.6
FG% 56.1%	FG% 39.7%	FG% 45.5%	FG% 43.9%	FG% 59.3%
3FG% N/A	3FG% 28.6%	3FG% 37.7%	3FG% 30.0%	3FG% 38.5%
AST 2	AST 33	AST 17	AST 14	AST 17

NUMERICAL ROSTER

No.	Name	Pronunciation	Pos.	Ht.	Wt.	Yr.	Exp.	Hometown / Previous School
0	Desmond Ringer		F	6-9	255	R-Jr.	1L	McDonough, Ga. / South Carolina
1	Cory Kilby		F	6-7	195	So.	1L	Ada, Okla. / Ada HS
2	Jaylen Stowe		G	6-2	205	So.	1L	Harrisburg, N.C. / Hickory Ridge HS
3	Stephen Gavin		G	6-3	190	So.	SQ	Savannah, Ga. / Hilton Head Preparatory School
5	Jordan Strawberry		G	6-1	175	Jr.	2L	Anaheim, Calif. / South Kent School
10	Ria'n Holland	REE-on	G	6-0	152	R-Jr.	JC	Fayetteville, N.C. / Indian Hills CC
13	Ryan Johnson		G	6-5	192	R-So.	JC	Greensboro, N.C. / Tallahassee CC
14	Ethan Stair		G	6-5	205	So.	1L	Hazel Green, Ala. / Hazel Green HS
15	Stephon Jelks	STEF-on	F	6-6	225	Jr.	2L	Marietta, Ga. / North Cobb Christian School
20	Darius Roy		G	6-2	170	Fr.	HS	Lawton, Okla. / Lawton Eisenhower HS
23	Demetre Rivers	de-MEE-TREE	G	6-8	180	Jr.	2L	Ladson, S.C. / Stratford HS
24	Ross Cummings		G	6-3	165	Fr.	HS	Dickson, Tenn. / Creek Wood HS
25	Rashad Lewis		G	5-8	156	Jr.	JC	Valdosta, Ga. / Tallahassee CC
33	Mac Brydon		C	6-10	280	Fr.	HS	Charlotte, N.C. / Carmel Christian
44	JJ N'Ganga	NN-GAHNG-AH	C	6-10	250	R-Sr.	TR	Aubervilliers, France / New Mexico
55	Andrew Fishler		C	7-1	218	R-Sr.	1L	Cumming, Ga. / Gulf Coast State

RADIO / TV ROSTER




Desmond RINGER
F / 6-9 / 255
R-Jr. / 1L
McDonough, Ga.



Cory KILBY
F / 6-7 / 195
So. / 1L
Ada, Okla.




Jaylen STOWE
G / 6-4 / 200
So. / 1L
Harrisburg, N.C.




Stephen GAVIN
G / 6-3 / 190
So. / SQ
Savannah, Ga.




Jordan STRAWBERRY
G / 6-1 / 175
Jr. / 2L
Anaheim, Calif.



Ria'n HOLLAND
G / 6-0 / 152
R-Jr. / JC
Fayetteville, N.C.



Ryan JOHNSON
G / 6-5 / 192
R-So. / JC
Greensboro, N.C.



Ethan STAIR
G / 6-5 / 205
So. / 1L
Hazel Green, Ala.



Stephon JELKS
F / 6-6 / 225
Jr. / 2L
Marietta, Ga.




Darius ROY
G / 6-2 / 170
Fr. / HS
Lawton, Okla.




Demetre RIVERS
G / 6-8 / 180
Jr. / 2L
Ladson, S.C.



Ross CUMMINGS
G / 6-3 / 165
Fr. / HS
Dickson, Tenn.




Rashad LEWIS
G / 5-8 / 156
Jr. / JC
Valdosta, Ga.



Mac BRYDON
C / 6-10 / 280
Fr. / HS
Charlotte, N.C.



JJ N'GANGA
C / 6-10 / 250
R-Sr. / TR
Aubervilliers, France



Andrew FISHLER
C / 7-1 / 218
R-Sr. / 1L
Cumming, Ga.



Bob HOFFMAN
Head Coach
Ninth Season
Oklahoma Baptist, 1979



Doug ESLEECK
Associate Head Coach
Seventh Season
North Carolina, 2005



Jason EAKER
Assistant Coach
Fourth Season
UT Pan American, 2004



Jarred MERRILL
Assistant Coach
Second Season
Oklahoma Christian, 2005



Jonathan HOWARD
Director of Basketball Operations
Fifth Season
Oklahoma, 2006

PRONUNCIATION GUIDE

Ria'n Holland
Stephon Jelks
Demetre Rivers
JJ N'Ganga

REE-on
STEF-on
de-MEE-TREE
NN-GANG-AH

Doug Esleeck
Jason Eaker

ess-lick
A-ker

TAKING CARE

Early this season Mercer is one of the better teams in the nation in taking care of the ball. Entering this week's games, the Bears are ranked 29th nationally and first in the Southern Conference in turnovers per game. Mercer is only giving away the ball at a rate of 11.3 per game, one of the best marks in the nation.

DOES IT GET ANY EASIER?

Bob Hoffman claimed before the season started that this might be Mercer's toughest schedule yet in his nine years in Macon. He might be right. Mercer's strength of schedule currently ranks 27th in the nation (tied with Purdue). Bears opponents have accumulated a record of 30-16 so far this season, a .652 winning clip ranking 27th nationally and first in the Southern Conference.

RIA'N CHANNELS HIS INNER PETULA CLARK

Early in his first season in a Mercer uniform, Ria'n Holland has already established himself as a dangerous threat from downtown. He enters this game as one of the better shooters in the nation from beyond the arc.

Ria'n Holland from Downtown

Category	National Rank	SoCon Rank	Stat
3pt FG per game	67	3	2.88
3pt FG overall	61	4	23
3pt FG attempted	51	4	61
Points Per Game	107	4	18.6

STRAWBERRY DISH

Prior to the 2016-17 season, Mercer guard Jordan Strawberry expressed his desire to lead the nation in assists. The junior guard is already one of the top givers in the Southern Conference entering this week's games.

Category	National Rank	SoCon Rank	Stat
Total Assists	155	8	33
Assists per game	167	7	4.1
Assist to Turnover Ratio	70	5	2.75

RIA'N MAKES IT RAI'N

What a Mercer debut for Ria'n Holland. The redshirt junior that previously played at Wichita State by way of Indian Hills CC made his inaugural game in a Bears uniform a memorial one as he scored a game-high 24 points and was 5-for-11 from behind the arc.

LOCK DOWN D...

Mercer's defense has already made quite a statement early this season. The Bears enter this week's game ranked 47th in the nation (and first in the Southern Conference) in field goal percentage defense, holding opponents to only a 38.4 success rate in shooting the ball. That includes holding Florida - a perennial power house that averaged 42.6 percent shooting last year - to only 36.1 percent from the field on Nov. 13 against Mercer.

...STARTED AT THE BEGINNING...

Mercer's defense made an impressive showing in the second half of the season opener against Brewton-Parker on Friday, Nov. 11. The Bears made 22 consecutive defensive stops and held BPC scoreless over the final 12:25 in the game. Not a surprising performance, considering its numbers last year...



VS.



ALL-TIME SERIES

Overall	Mercer leads, 32-13
Home	Mercer leads, 16-5
Away	Mercer leads, 11-5
Neutral/Unknown Sites	Mercer leads, 5-3
Streak	Mercer, 3
Bob Hoffman vs. Oglethorpe	2-0

Last 10 Meetings

Date	Location	W/L	Score
2/22/1969	Unknown	L	56-71
1/10/1970	Macon	L	57-66
1/13/1970	Atlanta	L	70-87
2/26/1970	Macon	L	61-69
1/6/1971	Macon	L	69-70
2/26/1971	Atlanta	W	80-70
1/15/1972	Macon	L	75-76
2/10/1972	Atlanta	W	95-62
11/12/2010	Macon	W	67-44
11/12/2012	Macon	W	70-25



VS.



ALL-TIME RESULTS

Berry	0-0
Birmingham-Southern	7-7
Centre	5-0
Hendrix	0-0
Millsaps	0-0
Oglethorpe	32-13
Rhodes College	0-0
Sewanee	7-5
TOTAL	61-29

2016-17 MERCER MEN'S BASKETBALL

A LOOK AT TODAY'S MATCHUP

	Mercer	OGL
3-pt Field Goal Attempts	145	-
Assist Turnover Ratio	73	-
Assists Per Game	177	-
Blocked Shots Per Game	250	-
Defensive Rebounds per Game	230	-
Fewest Fouls	72	-
Fewest Turnovers	67	-
Field-Goal Percentage	200	-
Field-Goal Percentage Defense	70	-
Free Throw Attempts	308	-
Free Throws Made	272	-
Free-Throw Percentage	57	-
Offensive Rebounds Per Game	146	-
Personal Fouls Per Game	37	-
Rebound Margin	157	-
Scoring Defense	76	-
Scoring Margin	209	-
Scoring Offense	306	-
Steals Per Game	337	-
Three Pt FG Defense	207	-
Three-Point Field Goals Per Game	191	-
Three-Point Field-Goal Percentage	244	-
Total 3-point FGM	172	-
Total Assists	161	-
Total Blocks	237	-
Total Rebounds	173	-
Total Rebounds Per Game	206	-
Total Steals	320	-
Turnover Margin	223	-
Turnovers Forced	334	-
Turnovers Per Game	29	-
Won-Lost Percentage	182	-

...RESPONSIBLE FOR DRY SPELLS...

If at first you don't succeed, try again. Surely that is Mercer opponents' mantra this season as the Bears defense is leaving other teams plenty of rebound opportunities. A stingy defense forced East Carolina on Nov. 25 to not make a field goal in two long stretches that combined for 12 minutes and then even held Davidson on Nov. 29 to a 5 1/2 minute stretch without a field goal.

OPPONENT DRY SPELLS

FG Made Drought	Opponent	
12:25	Brewton-Parker	Nov. 11
12'+	East Carolina	Nov. 25
5:30+	Davidson	Nov. 29
4'+	East Carolina	Nov. 25

...INCLUDED A DEJA VU...

Had we seen that before? Mercer's defense went into lock down mode over the final seven minutes of the Bears' Nov. 20 game against Georgia Southern at Hawkins Arena, allowing only four points out of the opponents as Mercer ended the game on a 25-4 run. If that seems like a deja vu, maybe that's because it was...

...CONTINUED FROM LAST YEAR

The Bears held opponents to a combined shooting percentage of .402 from the field last season, the best mark in the SoCon. The Bears held 14 opponents to shooting under .400 percent from the floor. Mercer's defense has held four teams to 50 points or less last season (Alabama State, Alcorn State, Hiwassee and Samford).

JELKS RETURNS, WITH HONORS

An offseason after claiming All-Southern Conference honors, forward Stephon Jelks returns to Mercer for his junior season with fanfare. The Marietta, Georgia native was named to the 2016-17 Preseason All-SoCon Team by a vote of the league's coaches.

2016-17 PRESEASON ALL-SOCON TEAM

T.J. Cromer, ETSU	Casey Jones, Chattanooga
Hanner Mosquera-Perea, ETSU	Tre' McLean, Chattanooga
Devin Sibley, Furman	Justin Tuoyo, Chattanooga
Stephon Jelks, Mercer	QJ Peterson, VMI
R.J. White, UNCG	Fletcher Magee, Wofford

MID-MAJOR RANKINGS

COLLEGE INSIDER

RK	TEAM	REC	PTS	PRV	CONFERENCE
1.	Gonzaga (26)	8-0	770	1	West Coast
2.	Saint Mary's (5)	6-0	748	2	West Coast
3.	Valparaiso	7-1	696	3	Horizon
4.	Wichita State	7-2	692	4	Missouri Valley
5.	UNCW	7-1	649	5	Colonial
6.	Fort Wayne	7-2	566	7	Summit
7.	UT Arlington	6-3	530	11	Sun Belt
8.	Chattanooga	6-2	502	8	Southern
9.	ETSU	7-1	474	9	Southern
10.	Monmouth	6-2	473	10	Metro Atlantic
11.	Ohio	5-1	447	6	Mid-American
12.	Oakland	8-1	386	25	Horizon
13.	Illinois State	4-2	368	13	Missouri Valley
14.	Belmont	3-3	338	18	Ohio Valley
15.	BYU	5-3	297	14	West Coast
16.	Florida Gulf Coast	5-3	295	19	Atlantic Sun
17.	Tennessee State	7-1	278	17	Ohio Valley
18.	New Mexico State	7-2	212	NR	Western Athletic
19.	Loyola (Chicago)	7-2	183	NR	Missouri Valley
20.	UL Lafayette	6-2	138	NR	Sun Belt

21.	Arkansas State	7-2	129	20	Sun Belt
22.	Akron	6-2	126	21	Mid-American
23.	Elon	6-2	105	23	Colonial
24.	North Dakota State	6-3	83	22	Summit
25.	Utah Valley	5-2	77	24	Western Athletic

Others receiving votes: Northern Iowa 65, Vermont 49, Princeton 39, South Alabama 36, Stephen F Austin 35, Eastern Michigan 33, Yale 31, UMBC 25, Central Michigan 22, Hofstra 20, San Francisco 18, Eastern Washington 17, Charleston 17, Little Rock 14, Iona 12, Texas A&M Corpus Christi 12, South Dakota 10, UC Irvine 10, UT Martin 10, Harvard 9, Winthrop 8, Lehigh 7, UNC Asheville 6, CSU Bakersfield 5, Grand Canyon 5, Albany 2, Siena 2, Buffalo 1, Bucknell 1, UMKC 1, **UNC Greensboro 1.**

BOUNCING BACK

Mercer is 46-17 after a loss over the last five (entering six) seasons. That mark added two wins so far this year as the season opener followed last season's loss to Coastal Carolina while Mercer rebounded to the loss against Florida by beating Georgia Southern.

HOME, SWEET, HOME

Mercer is 77-10 at Hawkins Arena since the start of the 2011-12 season. The Bears have lost just twice against a non-conference opponent in the regular season at Hawkins Arena since the beginning of the 2012 season, falling to Dartmouth, 67-51 on December 16, 2014 and then to Davidson, 78-57, on November 29, 2016.

NOT IN OUR HOUSE

Mercer excelled when playing in Hawkins Arena during the 2015-16 season. The Bears finished the regular season 11-3 at home with a scoring margin of +12.1 points in those games. The Orange and Black allowed opponents just 62.2 points per game and a field goal percentage of .376. That kind of success will look to be emulated as the 2016-17 season begins to get underway.

BEST FANS IN THE LAND

The Bears set the Hawkins Arena single game attendance record on Jan. 16, 2016 against Wofford as 4,502 fans packed the house and then reset the record three weeks later with 4,772 spectators on hand. Mercer was third the SoCon in attendance last season, averaging 3,070 fans per game. The Bears recorded sellouts in 10-of-14 games last year, including eight of nine Southern Conference contests.

NON-CON EXCELLENCE

Last season Mercer finished with a non-conference record of 10-3, the best during head coach Bob Hoffman's eight-year tenure. The Bears previous best mark of nine wins came during the 2013-14 season that resulted in a trip to the NCAA Tournament. Mercer looks to match or best that this season.

GIANT SLAYERS

Mercer's win over Arkansas on Dec. 22, 2015 was head coach Bob Hoffman's 10th win against high-major competition in eight seasons with the Bears. Six of the victories have come against teams from the SEC. He's also led the team to wins over Alabama (twice), Auburn, Duke (2014 NCAA Tournament) Florida State, Georgia Tech, Tennessee and Seton Hall and Ole Miss.

Hoffman and the Bears will have multiple chances to slay more giants this year with games at Clemson (Dec. 10) and Auburn (Dec. 18).

MOVING ON UP

With the win over Alabama State last season, Mercer head coach Bob Hoffman passed Robert Wilder (147) for second place on the Mercer all-time wins list with 148. Hoffman currently has 164 wins at Mercer while Bill Bibb currently ranks first in Mercer all-time coaching victories with 222.

REMEMBER, REMEMBER THE MONTH OF NOVEMBER

Last season Mercer finished it's best opening month in history, setting a program record for wins in November with six. Mercer was 6-1 and recorded wins over Allen, George Mason, Alabama State, Tulane, Appalachian State and Western Michigan.

A PEACH OF A PROGRAM

Over the last five years Mercer has registered more wins overall and more wins per year than any other Division I program in Georgia.

ENTERING THIS SEASON...

School	Total Wins	Avg. Wins/Year
Mercer	116	23.2
Georgia State	103	20.6
Georgia	91	18.2
Georgia Southern	80	16.0
Savannah State	78	15.6
Georgia Tech	76	15.2
Kennesaw State	33	6.6

QUICK FACTS

MERCER UNIVERSITY

Location	Macon, Ga.
Enrollment	8,557
Founded	1833
Nickname	Bears
Colors	Orange and Black
Affiliation	NCAA Division I
Conference	Southern
Arena (Capacity)	Hawkins Arena (3,500)
President	Dr. William D. Underwood
Athletics Director	Jim Cole
Athletics Phone	(478) 301-4130

COACHING STAFF

Head Coach	Bob Hoffman
Record at Mercer/Years	164-113/8
MBB Career Record/Years	476-267/22
Career Record/Seasons	564-282/25
Associate Head Coach	Doug Esleeck
Assistant Coach	Jason Eaker
Assistant Coach	Jarred Merrill
Basketball Phone	(478) 301-5211

BASKETBALL HISTORY

First year of basketball	1906-07
Number of seasons	105
All-Time Record	1,212-1,145
Conference Regular Season Titles (Last)	7 (2014)
Conference Tournament Titles (Last)	3 (2014)
NCAA Tournament Appearances (Last)	3 (2014)
NCAA Record	1-3
NIT Appearances (Last)	1 (2013)
NIT Record	1-1
CollegeInsider.com Tournament Appearances	2 (2016)
CIT Record	5-1
College Basketball Invitational Appearances	1 (2015)
CBI Record	1-1

MEDIA RELATIONS

Assistant AD/Media Relations (MBB Contact)	Patrick Walsh
Office Phone	(478) 301-5209
Cell	(318) 514-9203
E-mail	walsh_pt@mercer.edu
Assistant Director of Media Relations	Jenny Moss
Graduate Assistant	Gerrit Vangenderen

SOUTHERN CONFERENCE

2016-17 STANDINGS

as of Dec. 5, 2016

Team	SoCon	Pct.	Overall	Pct.
ETSU	0-0	-	7-1	.875
UNCG	0-0	-	7-2	.778
Chattanooga	0-0	-	6-2	.750
Samford	0-0	-	5-3	.625
The Citadel	0-0	-	6-4	.600
Mercer	0-0	-	4-4	.500
Furman	0-0	-	4-4	.500
Western Carolina	0-0	-	3-5	.375
Wofford	0-0	-	2-6	.250
VMI	0-0	-	1-6	.143

UPCOMING SCHEDULE

Tuesday, December 6

Marshall at Chattanooga7 p.m.

Virginia-Wise at Wofford7 p.m.

Furman at Liberty7 p.m.

Wednesday, December 7

Toccoa Falls at The Citadel7 p.m.

Oglethorpe at Mercer7 p.m.

Western Carolina at West Virginia7 p.m.

Friday, December 9

Wake Forest at UNCG7 p.m.

Saturday, December 10

VMI at West Virginia2 p.m.

ETSU at Dayton2 p.m.

Furman at Gardner-Webb3 p.m.

Mercer at Clemson4 p.m.

Wofford at TCU4:30 p.m.

Miles College at Samford7 p.m.

PRESEASON POLL (COACHES)

Rank	Team (1st-Place Votes)	Total
1.	Chattanooga (8)	80
2.	ETSU (2)	74
3.	Wofford	57
4.	Mercer	55
5.	Furman	50
	UNCG	50
7.	Samford	32
8.	Western Carolina	20
9.	VMI	19
10.	The Citadel	13

PRESEASON POLL (MEDIA)

Rank	Team (1st-Place Votes)	Total
1.	Chattanooga (26)	296
2.	ETSU (4)	268
3.	Furman	213
	Wofford	213
5.	Mercer	194
6.	UNCG	142
7.	Samford	113
8.	Western Carolina	112
9.	The Citadel	53
10.	VMI	48

STAIR CLIMBING

Last year then-freshman guard Ethan Stair has made an impressive debut in his first season at Mercer. Stair scored a career-high 15 points at Wofford (2/11), finishing 6-of-10 from the field, and is averaging 6.6 points per game. The freshman also excels in crashing the glass, posting a career-high nine rebounds against Western Michigan while averaging 4.1 rebounds per game.

WHAT’S IN A NAME?

Jordan Strawberry may have a famous name but he is using a different sport to prove he is his own man. The son of former New York Met Darryl Strawberry, Jordan is playing a different sport than his father but still finding a similar level of success. The 6-1 guard is in his junior season at Mercer and has the ability to be a game-changer on the court, just as his father was a game-changer on the diamond.

NATIONAL POLLS

ASSOCIATED PRESS

RK	TEAM	RECORD	PTS
1	Villanova (57)	8-0	1,613
2	UCLA (2)	9-0	1,478
3	Kansas	7-1	1,458
4	Baylor (6)	8-0	1,437
5	Duke	8-1	1,389
6	Kentucky	7-1	1,274
7	North Carolina	8-1	1,234
8	Gonzaga	8-0	1,198
9	Indiana	7-1	1,103
10	Creighton	8-0	1,003
11	Louisville	7-1	901
12	Saint Mary's	6-0	899
13	Xavier	7-1	784
14	Virginia	7-1	758
15	West Virginia	6-1	729
16	Butler	8-0	691
17	Wisconsin	7-2	655
18	Purdue	6-2	485
19	South Carolina	8-0	476
20	Arizona	6-2	320
21	Florida	7-1	285
22	Cincinnati	7-1	258
23	Notre Dame	8-0	197
24	Oregon	7-2	175
25	Iowa State	5-2	95

Others receiving votes: Syracuse 45, Southern Cal 43, Ohio State 40, TCU 33, Florida State 18, Virginia Tech 11, California 10, Maryland 9, Valparaiso 7, Wichita St 5, Michigan State 3, Temple 3, UNC Wilmington 1, Minnesota 1, Fort Wayne 1

USA TODAY COACHES

RK	TEAM	RECORD	PTS
1	Villanova (28)	8-0	796
2	UCLA (1)	9-0	715
3	Kansas (1)	7-1	709
4	Duke (2)	8-1	700
5	North Carolina	8-1	636
6	Baylor	8-0	629
7	Kentucky	7-1	620
8	Gonzaga	8-0	607
9	Indiana	7-1	528
10	Creighton	8-0	494
11	Saint Mary's	6-0	434
12	Virginia	7-1	421
13	Louisville	7-1	396
14	Xavier	7-1	392
15	Butler	8-0	349
16	West Virginia	6-1	315
17	Wisconsin	7-2	270
18	South Carolina	8-0	261
19	Purdue	6-2	245
20	Arizona	6-2	178
21	Florida	7-1	121
22	Notre Dame	8-0	111
23	Cincinnati	7-1	107
24	Oregon	7-2	91
25	Iowa State	5-2	64

Others receiving votes: Syracuse 48, Maryland 42, TCU 21, Southern Cal 15, Ohio State 14, Rhode Island 11, Texas A&M 8, Virginia Tech 7, Oklahoma State 7, Colorado 7, Florida State 7, Arkansas 6, California 6, Wichita St 5, Michigan State 4, Fort Wayne 1, Valparaiso 1, UCF 1

SEASON/CAREER TOTALS

Double-Digit Scoring	16-17	Career
Stephon Jelks	3	31
Demetre Rivers	6	24
Jordan Strawberry	3	17
Ethan Stair	0	9
Desmond Ringer	2	6
Ria'n Holland	8	8
Ryan Johnson	2	2
Andrew Fishler	0	1
Cory Kilby	0	1

20+ Point Games	16-17	Career
Stephon Jelks	0	4
Jordan Strawberry	0	3
Ria'n Holland	3	3
Demetre Rivers	0	2
Andrew Fishler	0	1
Desmond Ringer	0	1

Games Led in Scoring	16-17	Career
Demetre Rivers	1	8
Stephon Jelks	0	7
Ria'n Holland	6	6
Jordan Strawberry	0	3
Desmond Ringer	0	2
Andrew Fishler	0	1
Ryan Johnson	1	1

Double-Doubles	15-16	Career
Stephon Jelks	0	10
Andrew Fishler	0	1

10+ Assist Games	16-17	Career
Jordan Strawberry	1	1

5+ 3-Point FG Games	16-17	Career
Ria'n Holland	2	2

2016-17 TEAM ALMANAC

Longest Winning Streak	3
Longest Losing Streak	3
Most Points Scored	87
Fewest Points Scored	54
Most Points Allowed	78
Fewest Points Allowed	47
Average Points Scored	67.1
Average Points Allowed	66.4

2016-17 INDIVIDUAL HIGHS

Most Points	26, R. Holland vs. East Carolina (11/25/16)
Most Rebounds	13, JJ N'Ganga vs. Davidson (11/29/16)
Most Blocks	5, A. Fishler vs. Radford (11/22/16)
Most Assists	11, J. Strawberry vs. Brewton-Parker (11/11/16)
Most Steals	3, R. Holland vs. Ga. Southern (11/20/16)

NATIONAL RANKINGS

THROUGH NOV. 30, 2016

TEAM

	NCAA	SoCon	Value
3-pt Field Goal Attempts	150	8	174
Assist Turnover Ratio	73	3	1.22
Assists Per Game	176	7	13.8
Blocked Shots Per Game	250	6	2.6
Defensive Rebounds per Game	231	6	24.75
Fewest Fouls	67	1	132
Fewest Turnovers	62	1	90
Field-Goal Percentage	201	7	43.9
Field-Goal Percentage Defense	71	2	39.8
Free Throw Attempts	315	9	124
Free Throws Made	276	6	92
Free-Throw Percentage	57	2	74.2
Offensive Rebounds Per Game	147	7	11.38
Personal Fouls Per Game	37	1	16.5
Rebound Margin	157	4	2.5
Scoring Defense	75	4	66.4
Scoring Margin	210	7	0.8
Scoring Offense	306	9	67.1
Steals Per Game	337	10	3.9
Three Pt FG Defense	207	7	35.0
Three-Point Field Goals Per Game	193	9	7.1
Three-Point Field-Goal Percentage	243	8	32.8
Total 3-point FGM	177	9	57
Total Assists	169	7	110
Total Blocks	242	6	21
Total Rebounds	185	7	289
Total Rebounds Per Game	209	6	36.13
Total Steals	321	10	31
Turnover Margin	224	8	-0.9
Turnovers Forced	334	10	10.38
Turnovers Per Game	29	1	11.3
Won-Lost Percentage	184	6	50.0

INDIVIDUAL

3-pt Field Goal Attempts			
Ria'n Holland	55	4	61
Assist-Turnover Ratio			
Jordan Strawberry	69	5	2.75
Points Per Game			
Ria'n Holland	108	4	18.4
Three-Point Field Goals Per Game			
Ria'n Holland	66	3	2.88
Three-Point Field Goal Pct.			
Ria'n Holland	123	5	37.7
Total 3-point FGM			
Ria'n Holland	65	5	23
Total Field Goal Attempts			
Ria'n Holland	104	4	110
Total Field Goals Made			
Ria'n Holland	119	2	50
Total Points			
Ria'n Holland	103	3	147

2016-17 MERCER MEN'S BASKETBALL

RECORD BREAKDOWN

Overall	4-4
Home	3-1
Road	0-1
Neutral	1-2
Overtime	0-0
SoCon	0-0
SoCon Home	0-0
SoCon Road	0-0
In afternoon games	2-1
In night games	2-3
When scoring first	1-3
When opponent scores first	3-1
When leading at halftime	3-0
When trailing at halftime	1-4
When tied at halftime	0-0
Leading with 5:00 left	3-0
Trailing with 5:00 left	1-4
Tied with 5:00 left	0-0
In games decided by 3 points or less	0-1
In games decided by 4-10 points	1-0
In games decided by more than 10 points	3-3
When scoring 30-39 points	0-0
When scoring 40-49 points	0-0
When scoring 50-59 points	1-2
When scoring 60-69 points	0-2
When scoring 70-79 points	1-0
When scoring 80-89 points	2-0
When scoring 90+ points	0-0
When scoring 100+ points	0-0
When allowing less than 40 points	0-0
When allowing 40-49 points	1-0
When allowing 50-59 points	1-0
When allowing 60-69 points	2-1
When allowing 70-79 points	0-3
When allowing 80-89 points	0-0
When allowing 90+ points	0-0
When allowing 100+ points	0-0
When shooting less than 30%	0-0
When shooting 30-39%	0-2
When shooting 40-49%	3-2
When shooting 50% or better	1-0
When opponents shoot less than 30%	0-0
When opponents shoot 30-39%	3-1
When opponents shoot 40-49%	1-2
When opponents shoot 50% or better	0-1
When out-shooting opponents	4-1
When out-shot by opponents	0-3
When percentages are even	0-0
When out-rebounding opponents	2-2
When out-rebounded by opponents	2-2
When rebounds are even	0-0
When committing more turnovers	0-4
When committing less turnovers	4-0
When turnovers are even	0-0
Sunday	1-1
Monday	0-0
Tuesday	1-1
Wednesday	0-0
Thursday	0-0
Friday	2-0
Saturday	0-2
White uniforms	4-2
Orange uniforms	0-0
Black uniforms	0-2

THE LAST TIME...

A Mercer Player Had:

20 points or more

25 points or more

30 points or more

10 rebounds or more

15 rebounds or more

8 assists or more

5 steals or more

5 blocks or more

a double-double

A Mercer Opponent Had:

20 points or more

25 points or more

30 points or more

10 rebounds or more

15 rebounds or more

8 assists or more

5 steals or more

5 blocks or more

a double-double

Mercer:

Scored 90 points

Allowed 90 points

Scored 100 points

Allowed 100 points

Scored less than 50 points

Allowed less than 50 points

Shot 50 percent or better

Shot 35 percent or below

Shot 80+ percent from FT line

Shot 90+ percent from FT line

Made 20+ free throws

Made 10+ 3-point field goals

Grabbed 50 or more rebounds

Grabbed 60 or more rebounds

Forced 25 or more turnovers

Had four players in double-figures

Had five players in double-figures

Had six players in double-figures

Won in overtime

Lost in overtime

26, Ria'n Holland vs. East Carolina (11/25/16)

26, Ria'n Holland vs. East Carolina (11/25/16)

30, Ike Nwamu at Tennessee (12/22/14)

13, JJ N'Ganga vs. Davidson (11/29/16)

17, Stephon Jelks at The Citadel (1/9/16)

11, Jordan Strawberry vs. Brewton-Parker (11/11/16)

5, Langston Hall at Florida State (12/2/12)

5, Andrew Fishler vs. Radford (11/22/16)

Phillip Leonard (11 pts, 11 reb) vs. The Citadel (3/4/16)

21, Marquise Moore, George Mason (12/3/16)

33, Jack Gibbs, Davidson (11/29/16)

33, Jack Gibbs, Davidson (11/29/16)

12, Marquise Moore, George Mason (12/3/16)

15, Casey Jones, Chattanooga (1/29/15)

8, Diante Baldwin, UNCG (1/30/16)

7, Jae'Sean Tate, Ohio State (12/22/15)

6, Alan Williams, UCSB (11/28/14)

Marquise Moore (21 pts, 12 reb), George Mason (12/3/16)

91, at The Citadel (1/9/16)

91, at VMI (2/25/16)

117, at Valparaiso (11/29/13)

108, at Valparaiso (11/29/13)

44, at Ohio State (3/8/15)

47, Radford (11/22/16)

53.1% (34-64) vs. Brewton-Parker (11/11/16)

34.7% (17-49) at Ohio State (12/22/15)

84.6% (11-13) vs. Davidson (11/29/16)

100.0% (9-9) at Coastal Carolina (3/15/16)

21, vs. Davidson (11/29/16)

10, vs. Georgia Southern (11/20/16)

54, at WCU (1/24/16)

60, vs. The Citadel (2/6/16)

27, vs. FGCU (1/14/08)

at George Mason (12/3/16)

vs. East Carolina (11/25/16)

at The VMI (2/25/16)

70-69 (1OT) vs. Wofford (1/16/16)

72-66 (1OT) vs. Chattanooga (2/8/16)



HEAD COACH BOB HOFFMAN

NINTH SEASON

OKLAHOMA BAPTIST, 1979

- 2014 A-Sun Coach of the Year
- 2013 A-Sun Coach of the Year

- Signed on as Mercer head coach on March 27, 2008
- Named 2013 & 2014 Atlantic Sun Coach of the Year
- 564 wins as a head coach and 164 wins at Mercer
- Guided Mercer to program's first outright Atlantic Sun regular season title in 2012-13 and first NCAA Tournament win in 2014
- Led Mercer to 2012 CollegeInsider.com Tournament Title
- Presided over program best 27-9 season in 2013-14
- 10 high-major wins in 8 seasons at Mercer- wins over Arkansas, Auburn, Alabama (2x), Duke, Georgia Tech, Florida State, Seton Hall & Ole Miss
- First coach to win in all four postseason tournaments (NCAA, NIT, CIT, CBI) in a four-year span
- Achieved three-straight 20-win seasons, a first for Mercer men's basketball
- 73-34 record after the New Year in last five seasons

MERCER POSTSEASON WINS UNDER HOFFMAN

OPPONENT	SCORE	TOURNAMENT	DATE
The Citadel	71-69	SoCon First Round	March 4, 2016
Stony Brook	72-70	CBI First Round	March 18, 2015
Duke	78-71	NCAA Second Round	March 21, 2014
Florida Gulf Coast	68-60	A-Sun Championship	March 9, 2014
USC Upstate	78-75 (2OT)	A-Sun Semifinal	March 6, 2014
Jacksonville	85-64	A-Sun Quarterfinal	March 4, 2014
Tennessee	75-67	NIT First Round	March 20, 2013
USC Upstate	72-64	A-Sun Semifinal	March 8, 2013
Lipscomb	82-48	A-Sun Quarterfinal	March 6, 2013
Utah State	70-67	CIT Championship	March 28, 2012
Fairfield	64-59	CIT Semifinal	March 24, 2012
Old Dominion	79-73	CIT Quarterfinal	March 21, 2012
Georgia State	64-59	CIT Second Round	March 17, 2012
Tennessee State	68-60	CIT First Round	March 13, 2012
Lipscomb	61-53	A-Sun Quarterfinal	Feb. 29, 2012
Lipscomb	73-63	A-Sun Quarterfinal	March 3, 2011
Jacksonville	66-63	A-Sun Semifinal	March 5, 2010
Belmont	87-81	A-Sun Quarterfinal	March 4, 2010

HOFFMAN YEAR-BY-YEAR

SOUTHERN NAZARENE (WOMEN)

Year	W-L
1987-88	21-11
1988-89	36-2
1989-90	31-3
Three Seasons	88-16 (.846)

OKLAHOMA BAPTIST

Year	W-L
1990-91	15-17
1991-92	16-17
1992-93	34-4
1993-94	30-7
1994-95	28-6
1995-96	29-7
1996-97	36-4
1997-98	24-9
1998-99	31-7
Nine Seasons	243-78 (.757)

TEXAS PAN-AMERICAN

Year	W-L
1999-00	12-16
2000-01	12-17
2001-02	21-9
2002-03	10-20
2003-04	14-14
Five Seasons	69-76 (.542)

MERCER

Year	W-L
2008-09	17-15
2009-10	16-17
2010-11	15-18
2011-12	27-11
2012-13	24-12
2013-14	27-9
2014-15	19-16
2015-16	19-15
Eight Seasons	164-113 (.592)

CAREER HEAD COACHING RECORD

25 Seasons	564-283 (.666)
-------------------	-----------------------

MERCER POWER CONFERENCE WINS UNDER HOFFMAN

Opponent	Score	Date	Location
Arkansas	69-66 (OT)	Dec. 19, 2015	Little Rock, Ark.
No. 6 Duke	78-71	March 21, 2014	Raleigh, N.C.
Ole Miss	79-76	Dec. 22, 2013	Oxford, Miss.
Seton Hall	77-74	Nov. 16, 2013	Macon, Ga.
Tennessee	75-67	Mar. 20, 2013	Knoxville, Tenn.
Alabama	66-59	Dec. 22, 2012	Tuscaloosa, Ala.
Florida State	61-56	Dec. 2, 2012	Tallahassee, Fla.
Georgia Tech	65-59	Dec. 22, 2010	Atlanta, Ga.
Auburn	78-74	Nov. 19, 2008	Auburn, Ala.
Alabama	72-69	Nov. 16, 2008	Tuscaloosa, Ala.

2016-17 MERCER MEN'S BASKETBALL



Mercer University Basketball Mercer Combined Team Statistics (as of Dec 03, 2016) All games



RECORD:	OVERALL	HOME	AWAY	NEUTRAL
ALL GAMES	4-4	3-1	0-1	1-2
CONFERENCE	0-0	0-0	0-0	0-0
NON-CONFERENCE	4-4	3-1	0-1	1-2

#	Player	gp-gs	min	avg	Total		3-Point		F-Throw		Rebounds				pf	dq	a	to	blk	stl	pts	avg
					fg-fga	fg%	3fg-fga	3fg%	ft-fga	ft%	off	def	tot	avg								
10	Ria'n Holland	8-8	260	32.5	50-110	.455	23-61	.377	24-29	.828	6	21	27	3.4	16	0	17	12	2	11	147	18.4
23	Demetre Rivers	8-8	233	29.1	35-59	.593	10-26	.385	13-16	.813	6	12	18	2.3	22	1	11	16	3	2	93	11.6
05	Jordan Strawberry	8-8	218	27.3	23-58	.397	6-21	.286	17-21	.810	6	20	26	3.3	11	0	33	12	0	5	69	8.6
13	Ryan Johnson	8-0	120	15.0	20-43	.465	10-23	.435	4-5	.800	7	27	34	4.3	12	0	4	4	0	1	54	6.8
15	Stephon Jelks	8-8	185	23.1	18-41	.439	6-20	.300	11-12	.917	14	31	45	5.6	13	0	14	14	3	2	53	6.6
00	Desmond Ringer	8-8	185	23.1	23-41	.561	0-0	.000	7-14	.500	10	29	39	4.9	17	1	2	13	3	1	53	6.6
55	Andrew Fishler	8-0	66	8.3	8-19	.421	0-0	.000	7-10	.700	8	8	16	2.0	13	0	1	2	7	1	23	2.9
01	Cory Kilby	4-0	44	11.0	3-6	.500	0-2	.000	3-4	.750	2	7	9	2.3	3	0	3	4	0	1	9	2.3
44	JJ N'Ganga	8-0	71	8.9	5-14	.357	0-0	.000	2-5	.400	6	12	18	2.3	6	0	1	5	3	1	12	1.5
25	Rashad Lewis	8-0	87	10.9	4-18	.222	1-10	.100	2-4	.500	0	5	5	0.6	8	0	19	4	0	2	11	1.4
20	Darius Roy	8-0	57	7.1	3-19	.158	0-3	.000	2-4	.500	7	8	15	1.9	4	0	2	1	0	3	8	1.0
24	Ross Cummings	7-0	63	9.0	2-12	.167	1-7	.143	0-0	.000	4	1	5	0.7	3	0	3	2	0	1	5	0.7
03	Stephen Gavin	1-0	1	1.0	0-0	.000	0-0	.000	0-0	.000	0	0	0	0.0	0	0	0	0	0	0	0	0.0
02	Jaylen Stowe	3-0	10	3.3	0-2	.000	0-1	.000	0-0	.000	0	1	1	0.3	4	0	0	0	0	0	0	0.0
Team											15	16	31				1					
Total.....		8	1600		194-442	.439	57-174	.328	92-124	.742	91	198	289	36.1	132	2	110	90	21	31	537	67.1
Opponents.....		8	1600		181-455	.398	70-200	.350	99-128	.773	94	175	269	33.6	137	2	96	83	28	34	531	66.4

TEAM STATISTICS	MER	OPP
SCORING	537	531
Points per game	67.1	66.4
Scoring margin	+0.8	-
FIELD GOALS-ATT	194-442	181-455
Field goal pct	.439	.398
3 POINT FG-ATT	57-174	70-200
3-point FG pct	.328	.350
3-pt FG made per game	7.1	8.8
FREE THROWS-ATT	92-124	99-128
Free throw pct	.742	.773
F-Throws made per game	11.5	12.4
REBOUNDS	289	269
Rebounds per game	36.1	33.6
Rebounding margin	+2.5	-
ASSISTS	110	96
Assists per game	13.8	12.0
TURNOVERS	90	83
Turnovers per game	11.3	10.4
Turnover margin	-0.9	-
Assist/turnover ratio	1.2	1.2
STEALS	31	34
Steals per game	3.9	4.3
BLOCKS	21	28
Blocks per game	2.6	3.5
ATTENDANCE	12861	11930
Home games-Avg/Game	4-3215	1-3560
Neutral site-Avg/Game	-	3-2790

Date	Opponent		Score	Att.
11/11/16	BREWTON-PARKER	W	87-53	3553
! 11/13/16	vs Florida	L	54-76	3716
^ 11/20/16	GEORGIA SOUTHERN	W	80-67	3508
^ 11/22/16	RADFORD	W	58-47	2572
% 11/25/16	vs East Carolina	W	70-66	2263
% 11/26/16	vs Akron	L	63-65	2391
11/29/16	DAVIDSON	L	57-78	3228
12/3/16	at George Mason	L	68-79	3560

* = Southern Conference game

! - in Jacksonville, Fla. (Veterans Memorial Arena)

^ - Savannah Invitational opening round game

% - Savannah Invitational (Savannah, Ga.)

Score by Periods	1st	2nd	Totals
Mercer	239	298	537
Opponents	255	276	531



Mercer University Basketball
Mercer Season/Career Statistics (as of Dec 06, 2016)
All games



SEASON STATISTICS

CAREER STATISTICS

SUMMARY	gp-gs	min/g	fg%	3fg%	ft%	r/g	a/g	stl	blk	pts/g	gp-gs	min/g	fg%	3fg%	ft%	r/g	a/g	stl	blk	pts/g
Ria'n Holland	8-8	32.5	.455	.377	.828	3.4	2.1	11	2	18.4	8-8	32.5	.455	.377	.828	3.4	2.1	11	2	18.4
Demetre Rivers	8-8	29.1	.593	.385	.813	2.3	1.4	2	3	11.6	63-41	17.4	.453	.370	.851	2.0	0.7	15	14	6.8
Jordan Strawberry	8-8	27.3	.397	.286	.810	3.3	4.1	5	0	8.6	76-13	20.8	.386	.351	.818	1.9	3.0	53	1	6.5
Ryan Johnson	8-0	15.0	.465	.435	.800	4.3	0.5	1	0	6.8	8-0	15.0	.465	.435	.800	4.3	0.5	1	0	6.8
Stephon Jelks	8-8	23.1	.439	.300	.917	5.6	1.8	2	3	6.6	73-43	21.5	.455	.363	.768	5.9	1.3	45	20	8.3
Desmond Ringer	8-8	23.1	.561	.000	.500	4.9	0.3	1	3	6.6	31-31	24.5	.599	.000	.733	4.6	0.5	6	21	7.5
Andrew Fishler	8-0	8.3	.421	.000	.700	2.0	0.1	1	7	2.9	39-6	7.8	.466	.000	.622	1.9	0.1	3	30	2.8
Cory Kilby	4-0	11.0	.500	.000	.750	2.3	0.8	1	0	2.3	38-0	8.4	.419	.276	.706	1.7	0.4	3	5	2.2
JJ N'Ganga	8-0	8.9	.357	.000	.400	2.3	0.1	1	3	1.5	8-0	8.9	.357	.000	.400	2.3	0.1	1	3	1.5
Rashad Lewis	8-0	10.9	.222	.100	.500	0.6	2.4	2	0	1.4	8-0	10.9	.222	.100	.500	0.6	2.4	2	0	1.4
Darius Roy	8-0	7.1	.158	.000	.500	1.9	0.3	3	0	1.0	8-0	7.1	.158	.000	.500	1.9	0.3	3	0	1.0
Ross Cummings	7-0	9.0	.167	.143	.000	0.7	0.4	1	0	0.7	7-0	9.0	.167	.143	.000	0.7	0.4	1	0	0.7
Stephen Gavin	1-0	1.0	.000	.000	.000	0.0	0.0	0	0	0.0	1-0	1.0	.000	.000	.000	0.0	0.0	0	0	0.0
Jaylen Stowe	3-0	3.3	.000	.000	.000	0.3	0.0	0	0	0.0	26-0	4.1	.300	.438	.500	0.7	0.2	3	0	1.2

SCORING	fg-fga	fg%	3fg-fga	3fg%	ft-fita	ft%	pts	pts/g	fg-fga	fg%	3fg-fga	3fg%	ft-fita	ft%	pts	pts/g
Ria'n Holland	50-110	.455	23-61	.377	24-29	.828	147	18.4	50-110	.455	23-61	.377	24-29	.828	147	18.4
Demetre Rivers	35-59	.593	10-26	.385	13-16	.813	93	11.6	148-327	.453	54-146	.370	80-94	.851	430	6.8
Jordan Strawberry	23-58	.397	6-21	.286	17-21	.810	69	8.6	178-461	.386	54-154	.351	81-99	.818	491	6.5
Ryan Johnson	20-43	.465	10-23	.435	4-5	.800	54	6.8	20-43	.465	10-23	.435	4-5	.800	54	6.8
Stephon Jelks	18-41	.439	6-20	.300	11-12	.917	53	6.6	217-477	.455	66-182	.363	109-142	.768	609	8.3
Desmond Ringer	23-41	.561	0-0	.000	7-14	.500	53	6.6	94-157	.599	0-0	.000	44-60	.733	232	7.5
Andrew Fishler	8-19	.421	0-0	.000	7-10	.700	23	2.9	41-88	.466	0-0	.000	28-45	.622	110	2.8
Cory Kilby	3-6	.500	0-2	.000	3-4	.750	9	2.3	31-74	.419	8-29	.276	12-17	.706	82	2.2
JJ N'Ganga	5-14	.357	0-0	.000	2-5	.400	12	1.5	5-14	.357	0-0	.000	2-5	.400	12	1.5
Rashad Lewis	4-18	.222	1-10	.100	2-4	.500	11	1.4	4-18	.222	1-10	.100	2-4	.500	11	1.4
Darius Roy	3-19	.158	0-3	.000	2-4	.500	8	1.0	3-19	.158	0-3	.000	2-4	.500	8	1.0
Ross Cummings	2-12	.167	1-7	.143	0-0	.000	5	0.7	2-12	.167	1-7	.143	0-0	.000	5	0.7
Stephen Gavin	0-0	.000	0-0	.000	0-0	.000	0	0.0	0-0	.000	0-0	.000	0-0	.000	0	0.0
Jaylen Stowe	0-2	.000	0-1	.000	0-0	.000	0	0.0	9-30	.300	7-16	.438	5-10	.500	30	1.2

TOTALS	o-reb	d-reb	t-reb	pf	fo	ast	to	a/to	o-reb	d-reb	t-reb	pf	fo	ast	to	a/to
Ria'n Holland	6	21	27	16	0	17	12	1.4	6	21	27	16	0	17	12	1.4
Demetre Rivers	6	12	18	22	1	11	16	0.7	58	70	128	81	1	41	76	0.5
Jordan Strawberry	6	20	26	11	0	33	12	2.8	38	110	148	105	1	229	115	2.0
Ryan Johnson	7	27	34	12	0	4	4	1.0	7	27	34	12	0	4	4	1.0
Stephon Jelks	14	31	45	13	0	14	14	1.0	135	295	430	128	2	94	80	1.2
Desmond Ringer	10	29	39	17	1	2	13	0.2	46	98	144	71	2	16	54	0.3
Andrew Fishler	8	8	16	13	0	1	2	0.5	26	48	74	46	0	3	18	0.2
Cory Kilby	2	7	9	3	0	3	4	0.8	19	44	63	32	0	14	18	0.8
JJ N'Ganga	6	12	18	6	0	1	5	0.2	6	12	18	6	0	1	5	0.2
Rashad Lewis	0	5	5	8	0	19	4	4.8	0	5	5	8	0	19	4	4.8
Darius Roy	7	8	15	4	0	2	1	2.0	7	8	15	4	0	2	1	2.0
Ross Cummings	4	1	5	3	0	3	2	1.5	4	1	5	3	0	3	2	1.5
Stephen Gavin	0	0	0	0	0	0	0	0.0	0	0	0	0	0	0	0	0.0
Jaylen Stowe	0	1	1	4	0	0	0	0.0	3	15	18	18	0	5	7	0.7

2016-17 MERCER MEN'S BASKETBALL

2016-17 STATISTICAL COMPARISON

DATE	OPPONENT	W/L	FG	FG%	3FG	3FG%	FT	FT%	O-REB	D-REB	TOTAL	MARGIN	FOULS	AST	TO	BLK	STL	PTS	MARGIN
11/11	MERCER	W	34-64	.531	10-26	.385	9-13	.692	12	32	44	+12	7	23	10	1	4	87	+34
	Brewton-Parker		21-67	.313	9-34	.265	2-2	1.000	14	18	32		17	7	11	2	6	53	
11/13	MERCER	L	19-51	.373	7-19	.368	9-17	.529	10	22	32	(15)	31	9	17	4	6	54	(22)
	vs. Florida		22-61	.361	8-25	.320	24-30	.800	20	27	47		18	14	13	4	6	76	
11/20	MERCER	W	24-53	.453	5-21	.238	27-32	.844	13	27	40	+10	14	16	9	2	5	80	+13
	Georgia Southern		21-57	.368	10-31	.323	15-18	.833	11	19	30		23	12	10	6	4	67	
11/22	MERCER	W	20-45	.444	7-18	.389	11-14	.786	8	21	29	(4)	15	17	11	7	5	58	+11
	Radford		18-52	.346	6-21	.286	5-9	.556	14	19	33		21	11	16	3	3	47	
11/25	MERCER	W	26-61	.426	11-29	.379	7-8	.875	9	25	34	(4)	18	9	8	3	4	70	+4
	vs. East Carolina		23-57	.404	5-16	.313	15-20	.750	12	26	38		14	11	11	4	6	66	
11/26	MERCER	L	22-52	.423	7-19	.368	12-18	.667	16	20	36	+12	16	11	11	0	1	63	(2)
	vs. Akron		20-43	.465	10-20	.500	15-19	.789	6	18	24		20	8	10	2	1	65	
11/29	MERCER	L	21-56	.375	4-18	.222	11-13	.846	15	28	43	+13	14	11	18	3	2	57	(25)
	vs. Davidson		29-64	.453	14-36	.389	6-7	.857	8	22	30		13	20	7	4	6	78	
12/3	MERCER	L	28-60	.467	6-24	.250	6-9	.667	8	23	31	(4)	17	14	6	1	4	68	(11)
	at George Mason		27-54	.500	8-17	.471	17-23	.739	9	26	35		11	13	5	3	2	79	
12/7	MERCER																		
	Oglethorpe																		
12/10	MERCER																		
	at Clemson																		
12/18	MERCER																		
	at Auburn																		
12/22	MERCER																		
	La Salle																		
12/28	MERCER																		
	at Kennesaw State																		
12/31	MERCER																		
	at Wofford																		
1/2	MERCER																		
	at Furman																		
1/5	MERCER																		
	VMI																		
1/7	MERCER																		
	ETSU																		
1/11	MERCER																		
	at Samford																		
1/14	MERCER																		
	Chattanooga																		
1/19	MERCER																		
	UNCG																		
1/21	MERCER																		
	at Western Carolina																		
1/28	MERCER																		
	The Citadel																		
1/30	MERCER																		
	Western Carolina																		
2/2	MERCER																		
	Furman																		
2/4	MERCER																		
	Wofford																		
2/9	MERCER																		
	at VMI																		
2/11	MERCER																		
	at ETSU																		
2/18	MERCER																		
	at The Citadel																		
2/22	MERCER																		
	UNCG																		
2/25	MERCER																		
	at Chattanooga																		
2/27	MERCER																		
	Samford																		

MERCER GAME NOTES • 13

2016-17 MERCER MEN'S BASKETBALL



Official Basketball Box Score -- Game Totals -- Final Statistics
Brewton-Parker vs Mercer
11/11/16 at Macon, Ga. (Hawkins Arena)



Brewton-Parker 53 • 4-2

#	Player	Total		3-Ptr		Rebounds			PF	TP	A	TO	Blk	Stl	Min
		FG	FGA	FG	FGA	FT	FTA	Off							
11	Cameron Bokenham	f	2-6	2-5	0-0	2	1	3	2	6	2	1	2	0	28
33	John Walker	f	3-5	1-2	0-0	2	2	4	3	7	0	1	0	2	19
00	Mckel Miller	g	4-10	1-6	2-2	0	5	5	3	11	1	4	0	0	26
12	Jamelle Lanier	g	2-9	1-4	0-0	1	2	3	1	5	1	1	0	2	23
15	Dava'dre Puryear	g	1-5	0-2	0-0	1	1	2	2	2	0	2	0	1	18
04	Tim Galt	g	0-2	0-1	0-0	0	0	0	0	0	0	0	0	0	3
05	Marcus Ford	g	3-9	1-4	0-0	2	2	4	2	7	2	0	0	0	18
10	Trey Sparrow	g	0-1	0-1	0-0	0	0	0	0	0	0	0	0	0	3
13	Myles White	g	3-6	3-5	0-0	0	1	1	0	9	0	0	0	0	14
14	Cedric Woodson	g	0-1	0-0	0-0	0	0	0	1	0	0	0	0	0	4
20	Yanick Cox	g	0-2	0-0	0-0	0	1	1	0	0	1	0	0	0	8
21	Arthur Hairston	g	1-1	0-0	0-0	1	1	2	1	2	0	0	0	1	7
22	Amori Atkinson	g	0-0	0-0	0-0	1	1	2	2	0	0	0	0	0	4
24	Malik Wright	g	2-8	0-2	0-0	2	0	2	0	4	0	1	0	0	20
25	Jaylan Patrick	g	0-2	0-2	0-0	1	0	1	0	0	0	1	0	0	5
Team						1	1	2							
Totals			21-67	9-34	2-2	14	18	32	17	53	7	11	2	6	200
FG % 1st Half: 14-32		43.8%	2nd half: 7-35	20.0%	Game: 21-67		31.3%	Deadball Rebounds 0,1							
3FG % 1st Half: 5-13		38.5%	2nd half: 4-21	19.0%	Game: 9-34		26.5%								
FT % 1st Half: 2-2		100.0	2nd half: 0-0	0.0%	Game: 2-2		100.0								

Mercer 87 • 1-0

#	Player	Total			3-Ptr		Rebounds			PF	TP	A	TO	Blk	Stl	Min	
		FG	FGA	FT	FTA	Off	Def	Tot									
00	Desmond Ringer	f	4-6	0-0	0-0	0	5	5	0	8	0	0	0	0	0	22	
15	Stephon Jelks	f	5-9	0-2	0-0	4	3	7	1	10	4	3	0	0	0	22	
05	Jordan Strawberry	g	3-5	1-2	0-0	1	4	5	1	7	11	1	0	2	2	24	
10	Ria'n Holland	g	7-14	5-11	5-5	0	2	2	1	24	1	2	0	1	1	27	
23	Demetre Rivers	g	8-15	2-5	0-0	2	2	4	2	18	1	1	0	0	0	31	
01	Cory Kilby		1-1	0-0	1-2	0	4	4	0	3	2	1	0	0	0	12	
03	Stephen Gavin		0-0	0-0	0-0	0	0	0	0	0	0	0	0	0	0	1	
13	Ryan Johnson		2-4	1-2	0-0	1	5	6	1	5	1	0	0	0	0	13	
20	Darius Roy		1-3	0-2	0-0	1	1	2	0	2	0	1	0	0	0	6	
24	Ross Cummings		1-1	1-1	0-0	0	0	0	0	3	1	0	0	0	0	11	
25	Rashad Lewis		1-2	0-1	1-2	0	1	1	0	3	2	0	0	1	1	15	
44	JJ N'Ganga		1-2	0-0	1-2	0	0	0	0	3	0	1	1	0	0	6	
55	Andrew Fishler		0-2	0-0	1-2	1	2	3	1	1	0	0	0	0	0	10	
Team						2	3	5									
Totals			34-64	10-26	9-13	12	32	44	7	87	23	10	1	4	200		
FG % 1st Half: 17-31		54.8%	2nd half: 17-33	51.5%	Game: 34-64		53.1%										Deadball Rebounds 3
3FG % 1st Half: 7-14		50.0%	2nd half: 3-12	25.0%	Game: 10-26		38.5%										
FT % 1st Half: 4-4		100.0	2nd half: 5-9	55.6%	Game: 9-13		69.2%										

Officials: Kenneth Totten; Michael Reese; Brad Stodghill
Technical fouls: Brewton-Parker-None. Mercer-None.
Attendance: 3553

Score by periods	1st	2nd	Total
Brewton-Parker	35	18	53
Mercer	45	42	87

Last FG - BRWP 2nd-12:25, MER 2nd-00:57.
Largest lead - BRWP by 2 1st-18:28, MER by 34 2nd-00:27.
BRWP led for 00:17. MER led for 37:21. Game was tied for 02:22.

Score tied - 1 time.
Lead changed - 1 time.



Official Basketball Box Score -- Game Totals -- Final Statistics
Georgia Southern vs Mercer
11/20/16 2:00 PM at Macon, Ga. (Hawkins Arena)



Georgia Southern 67 • 1-2

#	Player		Total		3-Ptr		Rebounds		PF	TP	A TO Blk Stl				Min	
			FG	FGA	FT	FTA	Off	Def			Tot	A	TO	Blk		Stl
00	Glenn, Montae	f	1-5	0-0	2-2	2	3	5	1	4	1	1	1	0	25	
11	O'Connell, Shawn	f	1-3	0-1	0-0	1	2	3	5	2	0	1	0	0	12	
03	Smith, Ike	g	6-17	1-7	6-6	1	2	3	4	19	2	0	0	1	32	
04	Brown, Tookie	g	5-11	5-9	0-0	1	0	1	2	15	3	3	1	2	35	
10	Allsmiller, Jake	g	2-10	2-10	0-0	0	1	1	3	6	2	3	0	0	32	
01	Boykins, Devonte		1-1	1-1	2-2	1	2	3	2	5	1	1	0	0	21	
05	Gladden, B.J.		5-8	1-3	5-7	1	6	7	3	16	2	1	4	1	28	
12	McRae, Aubrey		0-0	0-0	0-1	0	0	0	1	0	0	0	0	0	1	
14	Simmons, Coye		0-2	0-0	0-0	4	2	6	2	0	1	0	0	0	14	
Team						0	1	1								
Totals			21-57	10-31	15-18	11	19	30	23	67	12	10	6	4	200	
FG % 1st Half: 11-30			36.7%	2nd half: 10-27		37.0%	Game: 21-57		36.8%							Deadball Rebounds 1
3FG % 1st Half: 7-20			35.0%	2nd half: 3-11		27.3%	Game: 10-31		32.3%							
FT % 1st Half: 10-10			100.0	2nd half: 5-8		62.5%	Game: 15-18		83.3%							

Mercer 80 • 2-1

#	Player		Total		3-Ptr		Rebounds		PF	TP	A	TO	Blk	Stl	Min
			FG-FGA	FG-FGA	FT-FTA	Off	Def	Tot							
00	Desmond Ringer	f	4-8	0-0	6-9	4	3	7	1	14	1	1	0	0	27
15	Stephon Jelks	f	4-5	1-2	6-6	3	6	9	1	15	5	2	0	0	29
05	Jordan Strawberry	g	3-8	1-4	6-6	0	2	2	2	13	2	1	0	1	24
10	Ria'n Holland	g	7-13	2-7	2-3	0	3	3	2	18	3	1	1	3	36
23	Demetre Rivers	g	3-4	1-2	6-7	0	3	3	2	13	1	2	0	0	22
13	Ryan Johnson	g	0-3	0-1	0-0	0	3	3	4	0	0	1	0	0	16
20	Darius Roy	g	0-2	0-0	0-0	2	3	5	0	0	1	0	0	1	9
24	Ross Cummings	g	0-3	0-3	0-0	0	0	0	0	0	0	1	0	0	16
25	Rashad Lewis	g	0-2	0-2	0-0	0	1	1	0	0	2	0	0	0	8
44	JJ N'Ganga	g	0-0	0-0	0-0	0	0	0	0	0	0	0	0	0	2
55	Andrew Fishler	g	3-5	0-0	1-1	2	2	4	2	7	1	0	1	0	11
Team						2	1	3							
Totals			24-53	5-21	27-32	13	27	40	14	80	16	9	2	5	200
FG % 1st Half: 13-29 44.8%			2nd half: 11-24 45.8%		Game: 24-53 45.3%		Deadball Rebounds 2								
3FG % 1st Half: 2-13 15.4%			2nd half: 3-8 37.5%		Game: 5-21 23.8%										
FT % 1st Half: 6-9 66.7%			2nd half: 21-23 91.3%		Game: 27-32 84.4%										

Officials: Tommy Morrissey; Joey Richardson; Glenn Tullit
Technical fouls: Georgia Southern-None. Mercer-None.
Attendance: 3508

Score by periods	1st	2nd	Total
Georgia Southern	39	28	67
Mercer	34	46	80

Last FG - GS 2nd-02:55, MER 2nd-03:06.
Largest lead - GS by 12 1st-13:07, MER by 13 2nd-00:58.
GS led for 30:20. MER led for 09:03. Game was tied for 00:37.

Score tied - 1 time.
Lead changed - 5 times.



Official Basketball Box Score -- Game Totals -- Final Statistics
Mercer vs Florida
11/13/16 8 p.m. at Veterans Mem. Arena - Jacksonville, Fla.



Mercer 54 • 1-1

#	Player		Total		3-Ptr		Rebounds			PF	TP	A TO Blk Stl				Min
			FG	FGA	FT	FTA	Off	Def	Tot			A	TO	Blk	Stl	
00	Desmond Ringer	f	1-1	0-0	0-1	0	3	3	5	2	0	2	2	0	17	
15	Stephon Jelks	f	2-4	1-3	0-0	0	1	1	2	5	0	2	1	0	19	
05	Jordan Strawberry	g	1-3	0-0	2-3	2	1	3	1	4	2	4	0	0	21	
10	Ria'n Holland	g	8-16	5-10	0-0	0	4	4	4	21	1	3	0	1	32	
23	Demetre Rivers	g	1-4	0-2	0-0	0	1	1	5	2	2	2	0	0	16	
01	Cory Kilby		1-3	0-2	0-0	1	2	3	2	2	0	1	0	1	18	
13	Ryan Johnson		3-6	1-2	0-0	1	6	7	1	7	1	0	0	0	18	
20	Darius Roy		0-3	0-0	2-4	2	3	5	1	2	1	0	0	2	12	
24	Ross Cummings		1-3	0-0	0-0	2	1	3	2	2	2	1	0	0	12	
25	Rashed Lewis		0-2	0-0	1-2	0	0	0	2	1	0	2	0	1	12	
44	JJ N'Ganga		0-3	0-0	1-2	0	0	0	4	1	0	0	0	1	13	
55	Andrew Fishler		1-3	0-0	3-5	1	0	1	2	5	0	0	1	0	10	
	Team					1	0	1								
Totals			19-51	7-19	0-0	9-17	10	22	32	31	54	9	17	4	6	200
FG % 1st Half: 6-18			33.3%	2nd half: 13-33	39.4%	Game: 19-51			37.3%							Deadball Rebounds 3
3FG % 1st Half: 0-6			0.0%	2nd half: 7-13	53.8%	Game: 7-19			36.8%							
FT % 1st Half: 2-4			50.0%	2nd half: 7-13	53.8%	Game: 9-17			52.9%							

2016-17 MERCER MEN'S BASKETBALL



Official Basketball Box Score -- Game Totals -- Final Statistics
East Carolina vs Mercer
 11/25/16 5 p.m. at Savannah, Ga. - Savannah Civic Center



East Carolina 66 • 4-2

#	Player		Total		3-Ptr	Rebounds			PF	TP	A	TO	Blk	Stl	Min
			FG-FGA	FG-FGA		FT-FTA	Off	Def							
02	WHITE, Caleb	f	2-9	2-5	0-0	1	2	3	2	6	0	2	0	0	37
15	BARKLEY, Kentrell	f	7-15	1-4	5-7	1	10	11	2	20	6	2	0	0	38
23	WILLIAMS, Clarence	f	1-4	0-0	0-0	1	2	3	1	2	1	1	0	1	16
31	WASHINGTON, Andre	c	3-6	0-0	4-6	4	2	6	5	10	1	0	2	1	32
21	TYSON, B.J.	g	5-13	1-4	4-4	0	1	1	0	15	2	2	0	1	27
00	RIAK, Deng		3-6	0-1	2-2	0	5	5	2	8	0	2	1	2	24
01	SHEPPARD, Jeremy		2-3	1-1	0-1	0	1	1	2	5	0	1	0	0	15
22	WILKINS, Raquan		0-1	0-1	0-0	0	0	0	0	0	0	0	0	0	3
25	CRAIG, Jabari		0-0	0-0	0-0	0	1	1	0	0	1	0	1	1	8
Team						5	2	7				1			
Totals			23-57	5-16	15-20	12	26	38	14	66	11	11	4	6	200

FG % 1st Half: 6-22 27.3% 2nd half: 17-35 48.6% Game: 23-57 40.4%
 3FG % 1st Half: 3-9 33.3% 2nd half: 2-7 28.6% Game: 5-16 31.3%
 FT % 1st Half: 5-7 71.4% 2nd half: 10-13 76.9% Game: 15-20 75.0%

Deadball
Rebounds
2

Mercer 70 • 4-1

#	Player		Total		3-Ptr	Rebounds			PF	TP	A	TO	Blk	Stl	Min
			FG-FGA	FG-FGA	FT-FTA	Off	Def	Tot							
00	Desmond Ringer	f	2-6	0-0	0-0	1	4	5	2	4	0	3	0	0	30
15	Stephon Jelks	f	4-10	2-5	0-0	3	2	5	4	10	0	0	1	0	20
05	Jordan Strawberry	g	2-7	1-2	3-3	0	4	4	2	8	1	1	0	2	30
10	Ria'n Holland	g	9-20	4-10	4-5	0	4	4	1	26	2	0	0	1	37
23	Demetre Rivers	g	4-9	2-6	0-0	1	1	2	3	10	1	1	1	1	39
02	Jaylen Stowe		0-0	0-0	0-0	0	0	0	0	0	0	0	0	0	1
13	Ryan Johnson		4-7	2-5	0-0	2	4	6	3	10	2	2	0	0	20
20	Darius Roy		0-0	0-0	0-0	0	0	0	0	0	0	0	0	0	3
25	Rashad Lewis		1-2	0-1	0-0	0	2	2	3	2	3	0	0	0	10
44	JJ N'Ganga		0-0	0-0	0-0	0	2	2	0	0	0	0	1	0	6
55	Andrew Fishler		0-0	0-0	0-0	0	0	0	0	0	0	0	0	0	4
Team						2	2	4					1		
Totals			26-61	11-29	7-8	9	25	34	18	70	9	8	3	4	200

FG % 1st Half: 13-31 41.9% 2nd half: 13-30 43.3% Game: 26-61 42.6%
 3FG % 1st Half: 5-15 33.3% 2nd half: 6-14 42.9% Game: 11-29 37.9%
 FT % 1st Half: 0-0 0.0% 2nd half: 7-8 87.5% Game: 7-8 87.5%

Deadball
Rebounds
1

Officials: Nathan Quick, Chris Merto, Davis Maxwell
 Technical fouls: East Carolina-None. Mercer-None.
 Attendance: 2263

Score by periods	1st	2nd	Total
East Carolina	20	46	66
Mercer	31	39	70

Points	In	Off	2nd	Fast	Bench
ECU	26	9	12	4	13
MER	24	15	12	0	12

Last FG - ECU 2nd-01:48, MER 2nd-00:20.
 Largest lead - ECU by 1 2nd-00:47, MER by 15 1st-03:02.
 ECU led for 00:27, MER led for 36:51. Game was tied for 02:42.

Score tied - 3 times.
 Lead changed - 2 times.



Official Basketball Box Score -- Game Totals -- Final Statistics
Davidson vs Mercer
 11/29/16 7:02 PM at Macon, Ga. (Hawkins Arena)



Davidson 78 • 5-1

#	Player		Total	3-Ptr	Rebounds					PF	TP	A	TO	Blk	Stl	Min
			FG-FGA	FG-FGA	FT-FTA	Off	Def	Tot								
22	MAGARITY, Will	f	4-9	2-6	0-0	0	3	3	2	10	1	0	3	1	23	
23	ALDRIDGE, Peyton	f	7-14	1-5	3-3	0	5	5	1	18	3	1	1	2	36	
03	GUDMUNDSSON, Jon A	g	1-6	1-4	0-0	0	3	3	3	3	4	1	0	2	34	
12	GIBBS, Jack	g	11-20	8-14	3-4	0	3	3	2	33	4	0	0	1	33	
32	REIGEL, Rusty	g	3-9	1-4	0-0	3	2	5	2	7	6	1	0	0	33	
00	KOVACEVIC, Dusan		1-1	1-1	0-0	0	0	0	1	3	0	2	0	0	7	
01	EKWU, Nathan		2-3	0-0	0-0	0	6	6	2	4	1	2	0	0	14	
02	WATKINS, Jordan		0-1	0-1	0-0	1	0	1	0	0	1	0	0	0	13	
13	FAINES, Kamau		0-0	0-0	0-0	0	0	0	0	0	0	0	0	0	2	
15	MICHELSSEN, Oskar		0-1	0-1	0-0	0	0	0	0	0	0	0	0	0	5	
Team						1	3	4								
Totals			29-64	14-36	6-7	8	22	30	13	78	20	7	4	6	200	

FG % 1st Half: 16-32 50.0% 2nd half: 13-32 40.6% Game: 29-64 45.3%
 3FG % 1st Half: 9-18 50.0% 2nd half: 5-18 27.8% Game: 14-36 38.9%
 FT % 1st Half: 0-0 0.0% 2nd half: 6-7 85.7% Game: 6-7 85.7%

Deadball
Rebounds
0

Mercer 57 • 4-3

#	Player		Total		3-Ptr	Rebounds					PF	TP	A	TO	Blk	Stl	Min
			FG-FGA	FG-FGA	FT-FTA	Off	Def	Tot									
00	Desmond Ringer	f	2-2	0-0	0-0	0	3	3	3	4	0	2	0	0	12		
15	Stephon Jelks	f	1-3	1-3	1-2	0	5	5	0	4	1	3	0	0	16		
05	Jordan Strawberry	g	2-5	0-2	0-0	1	3	4	0	4	5	1	0	0	24		
10	Ria'n Holland	g	2-8	1-3	4-4	1	0	1	0	9	1	4	1	1	24		
23	Demetre Rivers	g	2-5	0-2	2-2	0	1	1	1	6	0	4	1	0	23		
01	Cory Kilby	g	1-2	0-0	2-2	0	0	0	1	4	0	1	0	0	8		
02	Jaylen Stowe		0-0	0-0	0-0	0	1	1	2	0	0	0	0	0	2		
13	Ryan Johnson		3-5	2-4	2-2	1	4	5	2	10	0	1	0	0	17		
20	Darius Roy		1-8	0-0	0-0	1	0	1	1	2	0	0	0	0	16		
24	Ross Cummings		0-4	0-2	0-0	2	0	2	1	0	0	0	0	0	13		
25	Rashad Lewis		1-6	0-2	0-0	0	1	1	1	2	4	0	0	0	16		
44	JJ N'Ganga		4-5	0-0	0-1	5	8	13	1	8	0	2	1	0	20		
55	Andrew Fishler		2-3	0-0	0-0	2	1	3	1	4	0	0	0	1	9		
Team						2	1	3									
Totals			21-56	4-18	11-13	15	28	43	14	57	11	18	3	2	200		

FG % 1st Half: 9-26 34.6% 2nd half: 12-30 40.0% Game: 21-56 37.5%
 3FG % 1st Half: 2-8 25.0% 2nd half: 2-10 20.0% Game: 4-18 22.2%
 FT % 1st Half: 7-8 87.5% 2nd half: 4-5 80.0% Game: 11-13 84.6%

Deadball
Rebounds
0

Officials: Tim Gattis; Gary Maxwell; Jeremy Mosier
 Technical fouls: Davidson-None. Mercer-None.
 Attendance: 3228

Score by periods	1st	2nd	Total
Davidson	41	37	78
Mercer	27	30	57

Points	In	Off	2nd	Fast	Bench
DAV	26	23	11	10	7
MER	26	5	18	0	30

Last FG - DAV 2nd-01:53, MER 2nd-00:46.
 Largest lead - DAV by 27 2nd-10:25, MER by 3 1st-19:19.
 DAV led for 37:32, MER led for 00:53. Game was tied for 01:35.

Score tied - 2 times.
 Lead changed - 1 time.




Official Basketball Box Score -- Game Totals -- Final Statistics
Akron vs Mercer
 11/26/16 7:30 p.m. at Savannah, Ga. - Savannah Civic Center



Akron 65 • 5-1

#	Player	Total		3-Ptr	Rebounds			PF	TP	A	TO	Blk	Stl	Min	
		FG-FGA	FG-FGA	FT-FTA	Off	Def	Tot								
02	CHEATHAM, Jr., Kwan	f	3-6	3-4	0-0	0	6	6	3	9	1	2	0	1	30
23	JOHNSON, Isaiah	c	7-11	0-0	5-7	3	2	5	2	19	2	2	1	0	25
01	WILLIAMS, Josh	g	1-4	1-3	0-0	0	0	0	2	3	2	2	0	0	27
14	ROBOTHAM, Noah	g	2-4	2-4	0-1	0	0	0	1	6	0	0	0	0	30
55	JACKSON, Antino	g	5-8	2-5	2-2	0	2	2	3	14	2	2	1	0	31
00	IVEY, Jimond	g	1-3	1-1	2-2	1	1	2	2	5	0	0	0	0	25
03	UTOMI, Daniel	g	0-0	0-0	0-0	0	0	0	0	0	0	0	0	0	2
10	JACKSON, Aaron	g	1-3	1-3	0-0	0	1	1	1	3	0	0	0	0	8
11	DUNN-MARTIN, Tavian	g	0-0	0-0	3-3	0	2	2	3	3	1	1	0	0	10
21	HUGHES, Michael	g	0-4	0-0	2-2	1	2	3	2	2	0	1	0	0	8
22	OLOJAKPOKE, Emmanu	g	0-0	0-0	1-2	0	0	0	1	1	0	0	0	0	4
Team						1	2	3							
Totals			20-43	10-20	15-19	6	18	24	20	65	8	10	2	1	200



Desmond RINGER

F • 6-9 • 255 • R-Jr. • 1L
McDonough, Ga. / South Carolina

BIO

2015-16

- Career-high 21 points (10-11 FG) vs. Wofford (1/16)
- Career-high 10 rebounds and 7 points at Davidson (11/23)
- Leads team in field goal pct. (.612)

2014-15

- Redshirted due to NCAA transfer rules

2013-14 (South Carolina)

- Played in 28 games, averaging 10.4 minutes per game
- Scored 2.1 points per game
- Recorded 2.0 rebounds per contest

HIGH SCHOOL

- Led Eagle’s Landing to 1st State title
- Posted 17 points and 14 boards in title game
- Ranked No. 7 player in Georgia by ESPN.com

PERSONAL

- Son Boris and Nattlie Ringer
- Has one brother



TOP PERFORMANCES

Points:22, at Wofford (2/11/16)
FG Made:..... 10, vs. Wofford (1/16/16)
FG Att: 11, vs. Wofford (1/16/16)
3-Point FGs: N/A
3-Point FGA: N/A
FT made:6, Georgia Southern (11/20/16)
FT attempts:9, Georgia Southern (11/20/16)
Rebounds: 10, at Davidson (11/23/15)
Assists: 2, 5x, at George Mason (12/3/16)
Blocks:3, 4x, at Arkansas (12/19/15)
Steals:2, vs. UNCG (1/30/16)
Minutes: 33, vs. Wofford (1/16/16)

^ - denotes from South Carolina

2016-17 GAME-BY-GAME STATISTICS

Opponent	Date	GS	Min	FG	FGA	Pct	3FG	FGA	Pct	FT	FTA	Pct	O	D	Tot	Avg	PF	FO	A	TO	Blk	Stl	Pts	Avg
BREWTON-PARKER	11/11/16	*	22	4	6	.667	0	0	.000	0	0	.000	0	5	5	5.0	0	0	0	0	0	0	8	8.0
vs Florida	11/13/16	*	17	1	11	.000	0	0	.000	0	1	.000	0	3	3	4.0	5	1	0	2	2	0	2	5.0
GA. SOUTHERN	11/20/16	*	27	4	8	.500	0	0	.000	6	9	.667	4	3	7	5.0	1	0	1	1	0	0	14	8.0
RADFORD	11/22/16	*	20	0	2	.000	0	0	.000	0	0	.000	1	3	4	4.8	2	0	0	2	1	1	0	6.0
vs East Carolina	11/25/16	*	30	2	6	.333	0	0	.000	0	0	.000	1	4	5	4.8	2	0	0	3	0	0	4	5.6
vs Akron	11/26/16	*	26	8	14	.571	0	0	.000	0	2	.000	3	3	6	5.0	4	0	1	0	0	0	16	7.3
DAVIDSON	11/29/16	*	12	2	21	.000	0	0	.000	0	0	.000	0	3	3	4.7	3	0	0	2	0	0	4	6.9
at George Mason	12/3/16	*	31	2	21	.000	0	0	.000	1	2	.500	1	5	6	4.9	0	0	0	3	0	0	5	6.6
Totals		8	185	23	41	.561	0	0	.000	7	14	.500	10	29	39	4.9	17	1	2	13	3	1	53	6.6

CAREER STATISTICS

Season	gp-gs		Total		3-Point		F-Throws		Rebounds										Scoring	
			fg-fga	pct	fg-fga	pct	ft-fa	pct	off	def	tot	avg	pf	fo	ast	to	blk	stl	pts	avg
2013-14*	28-1	291/10.4	18-48	.375	0-0	.000	22-35	.629	24	31	55	2.0	58	0	7	17	6	2	58	2.1
2015-16	23-23	574/25.0	71-116	.612	0-0	.000	37-46	.804	36	69	105	4.6	54	1	14	41	18	5	179	7.8
2016-17	8-8	185/23.1	23-41	.561	0-0	.000	7-14	.500	10	29	39	4.9	17	1	2	13	3	1	53	6.6
TOTAL	31-31	759/24.5	94-157	.599	0-0	.000	44-60	.733	46	98	144	4.6	71	2	16	54	21	6	232	7.5
All*	59-32	1050/17.8	112-205	.546	0-0	.000	66-95	.695	70	129	199	3.4	129	2	23	71	27	8	290	4.9

* Statistics from prior team/school



Cory KILBY

F • 6-7 • 195 • So. • 1L
Ada, Okla. / Ada HS

BIO

2015-16

- Career-high 13 points and 6 boards at Furman (2/13)
- Recorded 8 points, 4 boards and a block in debut vs. Allen (11/13)

PERSONAL

- Son of Pat and Angela Kilby
- Has two brothers and one sister
- Born on May 14, 1996 in Asheville, N.C.

HIGH SCHOOL

- Averaged 21 points, 11 boards and 4 blocks as a senior
- Ada HS record holder for career points (2,013)
- 2014 All-State quarterback selection

1

TOP PERFORMANCES

Points: 13, at Furman (2/13/16)
 FG Made:.....5, at Furman (2/13/16)
 FG Att: 7, 2x, at Furman (2/13/16)
 3-Point FGs:2, at UNCG (2/28/16)
 3-Point FGA: 5, at UNCG (2/28/16)
 FT Made: 2, 5x, Davidson (11/29/16)
 FT Att:4, at Furman (2/13/16)
 Rebounds:6, 2x, at Furman (2/13/16)
 Assists:2, 4x, vs. Brewton-Parker (11/11/16)
 Blocks: 1, 5x, at Kennesaw State (12/30/15)
 Steals: 1, at Wofford (2/11/16)
 Minutes:18, 2x, at Furman (2/13/16)

2016-17 GAME-BY-GAME STATISTICS

Opponent	Date	GS	Min	FG	FGA	Pct	3FG	FGA	Pct	FT	FTA	Pct	O	D	Tot	Avg	PF	FO	A	TO	Blk	Stl	Pts	Avg
BREWTON-PARKER	11/11/16		12	1	11	.000	0	0	.000	1	2	.500	0	4	4	4.0	0	0	2	1	0	0	3	3.0
vs Florida	11/13/16		18	1	3	.333	0	2	.000	0	0	.000	1	2	3	3.5	2	0	0	1	0	1	2	2.5
GA. SOUTHERN	11/20/16		DNP																					
RADFORD	11/22/16		DNP																					
vs East Carolina	11/25/16		DNP																					
vs Akron	11/26/16		6	0	0	.000	0	0	.000	0	0	.000	1	1	2	3.0	0	0	1	1	0	0	0	1.7
DAVIDSON	11/29/16		8	1	2	.500	0	0	.000	2	2	1.000	0	0	0	2.3	1	0	0	1	0	0	4	2.3
Totals		0	44	3	6	.500	0	2	.000	3	4	.750	2	7	9	2.3	3	0	3	4	0	1	9	2.3

CAREER STATISTICS

Season	gp-gs	min/avg	Total		3-Point		F-Throws		Rebounds				Scoring					
			fg-fga	pct	fg-fga	pct	ft-fta	pct	off	def	tot	avg	pf	fo	ast	to	blk	stl
2015-16	34-0	277/8.1	28-68	.412	8-27	.296	9-13	.692	17	37	54	1.6	29	0	11	14	5	2
2016-17	4-0	44/11.0	3-6	.500	0-2	.000	3-4	.750	2	7	9	2.3	3	0	3	4	0	1
TOTAL	38-0	321/8.4	31-74	.419	8-29	.276	12-17	.706	19	44	63	1.7	32	0	14	18	5	3



Jaylen STOWE

G • 6-2 • 205 • So. • 1L
Harrisburg, N.C. / Hickory Ridge HS

BIO

2015-16

- Career-high 7 points and 2 rebounds at Furman (2/13) and vs. Citadel (3/4)
- Scored first 3 points of career at Davidson (11/23)

PERSONAL

- Son of Jason and Heather Stowe
- Has two brothers
- Born on Nov. 8, 1996 in Charlotte, N.C.

HIGH SCHOOL

- Averaged 22 points, 6 rebounds and 5 assists as a senior
- Hickory Ridge HS all-time leading scorer and assist leader
- Four-year honor student

2

TOP PERFORMANCES

Points:7, at Furman (2/13/16)
FG Made:.....3, at Furman (2/13/16)
FG Att:4, 2x, at VMI (2/25/16)
3-Point FGs:1, 4x, at VMI (2/25/16)
3-Point FGA:4, at VMI (2/25/16)
FT Made:1, 2x, vs. The Citadel (2/6/16)
FT Att:2, 2x, vs. The Citadel (2/6/16)
Rebounds:4, vs. The Citadel (2/6/16)
Assists:1, 5x, at VMI (2/25/16)
Blocks:N/A
Steals:1, 2x, at VMI (2/25/16)
Minutes:13, at VMI (2/25/16)

2016-17 GAME-BY-GAME STATISTICS

Opponent	Date	GS	Min	FG	FGA	Pct	3FG	FGA	Pct	FT	FTA	Pct	O	D	Tot	Avg	PF	FO	A	TO	Blk	Stl	Pts	Avg
BREWTON-PARKER	11/11/16		DNP																					
vs Florida	11/13/16		DNP																					
GA. SOUTHERN	11/20/16		DNP																					
RADFORD	11/22/16		DNP																					
vs East Carolina	11/25/16		1	0	0	.000	0	0	.000	0	0	.000	0	0	0	0.0	0	0	0	0	0	0	0	0.0
vs Akron	11/26/16		DNP																					
DAVIDSON	11/29/16		2	0	0	.000	0	0	.000	0	0	.000	0	1	1	0.5	2	0	0	0	0	0	0	0.0
at George Mason	12/3/16		7	0	2	.000	0	1	.000	0	0	.000	0	0	0	0.3	2	0	0	0	0	0	0	0.0
Totals			0	10	0	2.000	0	1	.000	0	0	.000	0	1	1	0.3	4	0	0	0	0	0	0	0.0

CAREER STATISTICS

			Total		3-Point		F-Throws		Rebounds											Scoring	
Season	gp-gs	min/avg	fg-fga	pct	fg-fga	pct	ft-fta	pct	off	def	tot	avg	pf	fo	ast	to	blk	stl	pts	avg	
2015-16	23-0	97/4.2	9-28	.321	7-15	.467	5-10	.500	3	14	17	0.7	14	0	5	7	0	3	30	1.3	
2016-17	3-0	10/3.3	0-2	.000	0-1	.000	0-0	.000	0	1	1	0.3	4	0	0	0	0	0	0	0.0	
TOTAL	26-0	107/4.1	9-30	.300	7-16	.438	5-10	.500	3	15	18	0.7	18	0	5	7	0	3	30	1.2	



Stephen GAVIN

G • 6-3 • 190 • So. • SQ

Savannah, Ga. / Hilton Head Preparatory School

BIO

HIGH SCHOOL

- Averaged 16 points senior year
- Played at Savannah Day Country HS for three years
- Played in SCISA North vs. South Game
- Earned 2A SCISA All-Region, All-State honors

PERSONAL

- Son of Kevin Gavin and Allison Hersh
- Has one sister, Shannon
- Born on Feb. 19, 1997

3

TOP PERFORMANCES


Minutes 1, vs. Brewton-Parker (11/11/16)

2016-17 GAME-BY-GAME STATISTICS

Opponent	Date	GS	Min	FG	FGA	Pct	3FG	FGA	Pct	FT	FTA	Pct	O	D	Tot	Avg	PF	FO	A	TO	Blk	Stl	Pts	Avg
BREWTON-PARKER	11/11/16		1	0	0	.000	0	0	.000	0	0	.000	0	0	0	0.0	0	0	0	0	0	0	0	0.0
vs Florida	11/13/16		DNP																					
GA. SOUTHERN	11/20/16		DNP																					
RADFORD	11/22/16		DNP																					
vs East Carolina	11/25/16		DNP																					
vs Akron	11/26/16		DNP																					
DAVIDSON	11/29/16		DNP																					
Totals			0	1	0	0.000	0	0	.000	0	0	.000	0	0	0	0.0	0	0	0	0	0	0	0	0.0

CAREER STATISTICS

			Total		3-Point		F-Throws		Rebounds											Scoring	
Season	gp-gs	min/avg	fg-fga	pct	fg-fga	pct	ft-fta	pct	off	def	tot	avg	pf	fo	ast	to	blk	stl	pts	avg	
2016-17	1-0	1/1.0	0-0	.000	0-0	.000	0-0	.000	0	0	0	0.0	0	0	0	0	0	0	0	0.0	
TOTAL	1-0	1/1.0	0-0	.000	0-0	.000	0-0	.000	0	0	0	0.0	0	0	0	0	0	0	0	0.0	



Jordan STRAWBERRY

G • 6-1 • 175 • Jr. • 2L
Anaheim, Calif. / South Kent School

BIO

2015-16

- Career-high 24 points at Chattanooga (1/5)
- Career-high 8 assists vs. Wofford (1/16), Citadel (2/6) & Chattanooga (2/8)
- 11 games of 5+ assists

HIGH SCHOOL

- Led Monarchs to three State Championships, two CIF Southern Section Championships and four league titles
- All-State, All-CIF and first team All-League as junior and senior

2014-15

- Season-highs in points, FGs made & attempted, 3pt FGs attempted, assists, minutes played at Georgia (12/27)
- 4 games with 10+ points
- Season-high 3 3-pointers, 2 steals vs. Dartmouth (12/16)
- Multiple assists in 20 games

PERSONAL

- Born March 17, 1994 in Los Angeles, California
- Son of Darryl Strawberry and Charisse Strawberry-Fuller

5

TOP PERFORMANCES

Points: 24, at Chattanooga (1/05/16)
Rebounds: 6, Chattanooga (02/08/16)
Assists: 11, Brewton-Parker (11/11/16)
Steals: 3, 3x, at Coastal Carolina (03/15/16)
Blocks: 1, ETSU (02/20/16)
FG made: 8, at Chattanooga (1/05/16)
FG attempts: 14, Chattanooga (02/08/16)
3FG made: 3, 5x, at UNCG (2/28/16)
3-Point FGA: 6, 2x, vs. ETSU (2/20/16)
FT made: 6, 2x, Ga. Southern (11/20/16)
FT attempts: 6, 3x, Ga. Southern (11/20/16)
Minutes: 42, vs. Chattanooga (2/8/16)

2016-17 GAME-BY-GAME STATISTICS

Opponent	Date	GS	Min	FG	FGA	Pct	3FG	FGA	Pct	FT	FTA	Pct	O	D	Tot	Avg	PF	FO	A	TO	Blk	Stl	Pts	Avg
BREWTON-PARKER	11/11/16	*	24	3	5	.600	1	2	.500	0	0	.000	1	4	5	5.0	1	0	11	1	0	2	7	7.0
vs Florida	11/13/16	*	21	1	3	.333	0	0	.000	2	3	.667	2	1	3	4.0	1	0	2	4	0	0	4	5.5
GA. SOUTHERN	11/20/16	*	24	3	8	.375	1	4	.250	6	6	1.000	0	2	2	3.3	2	0	2	1	0	1	13	8.0
BRADFORD	11/22/16	*	26	4	9	.444	1	3	.333	1	2	.500	0	2	2	3.0	4	0	4	2	0	0	10	8.5
vs East Carolina	11/25/16	*	30	2	7	.286	1	2	.500	3	3	1.000	0	4	4	3.2	2	0	1	1	0	2	8	8.4
vs Akron	11/26/16	*	33	2	8	.250	1	4	.250	2	2	1.000	1	2	3	3.2	0	0	3	2	0	0	7	8.2
DAVIDSON	11/29/16	*	24	2	5	.400	0	2	.000	0	0	.000	1	3	4	3.3	0	0	5	1	0	0	4	7.6
at George Mason	12/3/16	*	36	6	13	.462	1	4	.250	3	5	.600	1	2	3	3.3	1	0	5	0	0	0	16	8.6
Totals		8	218	23	58	.397	6	21	.286	17	21	.810	6	20	26	3.3	11	0	33	12	0	5	69	8.6

CAREER STATISTICS

			Total		3-Point		F-Throws		Rebounds										Scoring	
Season	gp-gs	min/avg	fg-fga	pct	fg-fga	pct	ft-fta	pct	off	def	tot	avg	pf	fo	ast	to	blk	stl	pts	avg
2014-15	34-0	501/14.7	59-149	.396	14-38	.368	14-18	.778	11	29	40	1.2	47	0	70	42	0	15	146	4.3
2015-16	34-5	863/25.4	96-254	.378	34-95	.358	50-60	.833	21	61	82	2.4	47	1	126	61	1	33	276	8.1
2016-17	8-8	218/27.3	23-58	.397	6-21	.286	17-21	.810	6	20	26	3.3	11	0	33	12	0	5	69	8.6
TOTAL	76-13	1582/20.8	178-461	.386	54-154	.351	81-99	.818	38	110	148	1.9	105	1	229	115	1	53	491	6.5



Ria'n HOLLAND

G • 6-0 • 152 • R-Jr. • JC

Fayetteville, N.C. / Indian Hills CC / Wichita State

BIO

2015-16 (Indian Hills CC)

- Led team to 29-5 record, trip to NJCAA National Tourney
- First Team Iowa CC Athletic Conference selection
- Averaged 13.3 points per game
- Ranked 8th in NJCAA in 3pt Pct with .504

2014-15 (Wichita State)

- Averaged 1.9 points over 27 games
- Scored season-high nine points vs. George Washington (12/25)
- Season-best three rebounds vs. Memphis (11/18) along with five points scored

2013-14 (Wichita State)

- Redshirted true freshman season

HIGH SCHOOL

- Averaged 16 points senior year
- Played at Savannah Day Country HS for three years
- Played in SCISA North vs. South Game
- Earned 2A SCISA All-Region, All-State honors

PERSONAL

- Son of Robert and Rezina Holland
- Has a brother, Rosario, and a sister, Rezna
- Born on Nov. 12, 1994

10

TOP PERFORMANCES

Points: 26, vs East Carolina (11/25/16)
 Rebounds: 8, Radford (11/22/16)
 Assists: 4, Radford (11/22/16)
 Steals: 3, Georgia Southern (11/20/16)
 Blocks: 1, 2x, Davidson (11/29/16)
 FG made: 9, vs East Carolina (11/25/16)
 FG attempts: 20, vs East Carolina (11/25/16)
 3FG made: 5, 2x, vs Florida (11/13/16)
 3FG attempts: 11, Brewton-Parker (11/11/16)
 FT made: 5, Brewton-Parker (11/11/16)
 FT attempts: 6, vs Akron (11/26/16)
 Minutes: 38, Radford (11/22/16)

^ - denotes from Wichita State

2016-17 GAME-BY-GAME STATISTICS

Opponent	Date	GS	Min	FG	FGA	Pct	3FG	FGA	Pct	FT	FTA	Pct	O	D	Tot	Avg	PF	FO	A	TO	Blk	Stl	Pts	Avg	
BREWTON-PARKER	11/11/16	*	27	7	14	.500	5	11	.455	5	5	1.000	0	2	2	2.0	1	0	1	2	0	1	24	24.0	
vs Florida	11/13/16	*	32	8	16	.500	5	10	.500	0	0	.000	0	4	4	3.0	4	0	1	3	0	1	21	22.5	
GA. SOUTHERN	11/20/16	*	36	7	13	.538	2	7	.286	2	3	.667	0	3	3	3.0	2	0	3	1	1	3	18	21.0	
RADFORD	11/22/16	*	38	5	11	.455	2	5	.400	3	4	.750	3	5	8	4.3	1	0	4	1	0	2	15	19.5	
vs East Carolina	11/25/16	*	37	9	20	.450	4	10	.400	4	5	.800	0	4	4	4.2	1	0	2	0	0	1	26	20.8	
vs Akron	11/26/16	*	33	5	10	.500	3	6	.500	4	6	.667	1	2	3	4.0	3	0	3	0	0	0	17	20.2	
DAVIDSON	11/29/16	*	24	2	8	.250	1	3	.333	4	4	1.000	1	0	1	3.6	0	0	1	4	1	1	9	18.6	
at George Mason	12/3/16	*	33	7	18	.389	1	9	.111	2	2	1.000	1	1	2	3.4	4	0	2	1	0	2	17	18.4	
Totals			8	260	50	110	.455	23	61	.377	24	29	.828	6	21	27	3.4	16	0	17	12	2	11	147	18.4

CAREER STATISTICS

			Total		3-Point		F-Throws		Rebounds											Scoring	
Season	gp-gs	min/avg	fg-fga	pct	fg-fga	pct	ft-fta	pct	off	def	tot	avg	pf	fo	ast	to	blk	stl	pts	avg	
2014-15*	27-0	229/8.5	17-53	.321	12-35	.343	4-4	1.000	8	12	20	0.7	27	0	10	7	1	6	50	1.9	
2016-17	8-8	260/32.5	50-110	.455	23-61	.377	24-29	.828	6	21	27	3.4	16	0	17	12	2	11	147	18.4	
TOTAL	8-8	260/32.5	50-110	.455	23-61	.377	24-29	.828	6	21	27	3.4	16	0	17	12	2	11	147	18.4	
All*	35-8	489/14.0	67-163	.411	35-96	.365	28-33	.848	14	33	47	1.3	43	0	27	19	3	17	197	5.6	

* Statistics from prior team/school



Ryan
JOHNSON

G • 6-5 • 192 • R-So. • JC
Greensboro, N.C. / Tallahassee CC

BIO

2015-16 (Tallahassee CC)

- Averaged 11.3 points per game, scoring 20+ in five games
- Scored career-high 30 pts vs St. Petersburg College
- Averaged 4.6 reboudns and 1.3 assists

2014-15 (Tallahassee CC)

- Redshirted season

HIGH SCHOOL

- Averaged 27.0 points, 6.0 rebounds, 4.0 assists
- Scored over 2,000 career points
- Rated as 16th overall prospect, No. 2 wing/guard in North Carolina by Pheom Hoops Report

PERSONAL

- Originally from Greensboro, N.C.

13

TOP PERFORMANCES


Points: 12, at George Mason (12/3/16)
Rebounds:7, vs Florida (11/13/16)
Assists:2, vs East Carolina (11/25/16)
Steals: 1, at George Mason (12/3/16)
FG made:5, at George Mason (12/3/16)
FG attempts:8, at George Mason (12/3/16)
3FG made: 2, 4x, at George Mason (12/3/16)
3FG attempts:5, vs East Carolina (11/25/16)
FT made:2, 2x, Davidson (11/29/16)
FT attempts:..... 2, 2x, Davidson (11/29/16)
Minutes 20, vs East Carolina (11/25/16)

2016-17 GAME-BY-GAME STATISTICS

Opponent	Date	GS	Min	FG	FGA	Pct	3FG	FGA	Pct	FT	FTA	Pct	O	D	Tot	Avg	PF	FO	A	TO	Blk	Stl	Pts	Avg
BREWTON-PARKER	11/11/16	13	2	4	.500	1	2	.500	0	0	.000	1	5	6	6.0	1	0	1	0	0	0	5	5.0	
vs Florida	11/13/16	18	3	6	.500	1	2	.500	0	0	.000	1	6	7	6.5	1	0	1	0	0	0	7	6.0	
GA. SOUTHERN	11/20/16	16	0	3	.000	0	1	.000	0	0	.000	0	3	3	5.3	4	0	0	1	0	0	0	4.0	
RADFORD	11/22/16	11	3	5	.600	2	3	.667	0	1	.000	0	1	1	4.3	1	0	0	0	0	0	8	5.0	
vs East Carolina	11/25/16	20	4	7	.571	2	5	.400	0	0	.000	2	4	6	4.6	3	0	2	2	0	0	10	6.0	
vs Akron	11/26/16	11	0	5	.000	0	2	.000	2	2	1.000	1	2	3	4.3	0	0	0	0	0	0	2	5.3	
DAVIDSON	11/29/16	17	3	5	.600	2	4	.500	2	2	1.000	1	4	5	4.4	2	0	0	1	0	0	10	6.0	
at George Mason	12/3/16	14	5	8	.625	2	4	.500	0	0	.000	1	2	3	4.3	0	0	0	0	0	1	12	6.8	
Totals		0	120	20	43	.465	10	23	.435	4	5	.800	7	27	34	4.3	12	0	4	4	0	1	54	6.8

CAREER STATISTICS

			Total		3-Point		F-Throws		Rebounds											Scoring	
Season	gp-gs	min/avg	fg-fga	pct	fg-fga	pct	ft-fta	pct	off	def	tot	avg	pf	fo	ast	to	blk	stl	pts	avg	
2016-17	8-0	120/15.0	20-43	.465	10-23	.435	4-5	.800	7	27	34	4.3	12	0	4	4	0	1	54	6.8	
TOTAL	8-0	120/15.0	20-43	.465	10-23	.435	4-5	.800	7	27	34	4.3	12	0	4	4	0	1	54	6.8	



Ethan STAIR

G • 6-5 • 205 • So. • 1L

Hazel Green, Ala. / Hazel Green HS

BIO

2015-16

- Career-high 15 points at Wofford (2/11/16)
- Career-high 9 rebounds vs. W. Michigan (11/29)
- 10 games of 10+ points

PERSONAL

- Son of David and Jackie Stair
- Has one brother and one sister
- Born on November 6, 1996

HIGH SCHOOL

- Averaged 22.4 points and 12.3 boards as a senior
- Recorded over 1,500 points and 1,000 rebounds in career
- All-State selection as a senior
- Team won state title in 2012
- Hazel Green HS record holder in 50-meter freestyle in swimming

2016-17 GAME-BY-GAME STATISTICS

Opponent	Date	GS	Min	FG	FGA	Pct	3FG	FGA	Pct	FT	FTA	Pct	O	D	Tot	Avg	PF	FO	A	TO	Blk	Stl	Pts	Avg
Totals																								


14

TOP PERFORMANCES

Points:15, at Wofford (2/11/16)
 FG Made:.....6, at Wofford (2/11/16)
 FG Att:10, 3x, at VMI (2/25/16)
 3-Point FGs:2, 3x, vs. ETSU (2/20/16)
 3-Point FGA:5, vs. The Citadel (2/6/16)
 FT Made:4, at VMI (2/25/16)
 FT Att:4, 6x, at VMI (2/25/16)
 Rebounds:9, vs. Western Michigan (11/29/15)
 Assists:5, vs. The Citadel (2/6/16)
 Blocks:1, 4x, vs. ETSU (2/20/16)
 Steals:3, 3x, at Wofford (2/11/16)
 Minutes:37, at Wofford (2/11/16)

CAREER STATISTICS

			Total		3-Point		F-Throws		Rebounds											Scoring	
Season	gp-gs	min/avg	fg-fga	pct	fg-fga	pct	ft-fta	pct	off	def	tot	avg	pf	fo	ast	to	blk	stl	pts	avg	
2015-16	34-11	822/24.2	86-201	.428	18-64	.281	33-53	.623	44	98	142	4.2	76	3	37	44	6	22	223	6.6	
TOTAL	34-11	822/24.2	86-201	.428	18-64	.281	33-53	.623	44	98	142	4.2	76	3	37	44	6	22	223	6.6	



Stephon JELKS

F • 6-6 • 225 • Jr. • 2L

Marietta, Ga. / North Cobb Christian School

BIO

2015-16

- Career-high 24 points and career-high 17 rebounds at The Citadel (1/9)
- 10 double-doubles on the season
- 4 games of 20+ points
- 4 games of 15+ rebounds, 13 games of 10+ rebounds
- SoCon Player of the Month for December

- Career-high 9 rebounds in SoCon Tournament vs. VMI (3/7)
- Multiple rebounds in 23 games

HIGH SCHOOL

- Averaged 14.1 points, 10.3 rebounds as a senior
- Region Co-MVP as junior
- Also played football

PERSONAL

- Son of Stephanie Hargett
- Born on July 4, 1996 in Valdosta Ga.

15

TOP PERFORMANCES

Points:24, at The Citadel (1/9/16)
 FG Made:.....9, 2x, at Samford (2/1/16)
 FG Att:17, at The Citadel (1/9/16)
 3-Point FGs:4, 2x, vs. WCU (2/18/16)
 3-Point FGA:8, at Davidson (11/23/15)
 FT Made:7, vs. George Mason (11/16/15)
 FT Att:9, at Kennesaw State (12/30/15)
 Rebounds:17, at The Citadel (1/9/16)
 Assists:5, vs. Tulane (11/26/15)
 Blocks:2, 2x, at Arkansas (12/19/15)
 Steals:.....3, 2x, at Arkansas (12/19/15)
 Minutes:41, at Arkansas (12/19/15)

2014-15

- Selected to SoCon All-Freshman Team
- Season-high 14 points twice (vs. Wofford, vs. ETSU)
- 10+ points in six games & four-straight games played

2016-17 GAME-BY-GAME STATISTICS

Opponent	Date	GS	Min	FG	FGA	Pct	3FG	FGA	Pct	FT	FTA	Pct	O	D	Tot	Avg	PF	FO	A	TO	Blk	Stl	Pts	Avg	
BREWTON-PARKER	11/11/16	*	22	5	9	.556	0	2	.000	0	0	.000	4	3	7	7.0	1	0	4	3	0	0	10	10.0	
vs Florida	11/13/16	*	19	2	4	.500	1	3	.333	0	0	.000	0	1	1	4.0	2	0	0	2	1	0	5	7.5	
GA. SOUTHERN	11/20/16	*	29	4	5	.800	1	2	.500	6	6	1.000	3	6	9	5.7	1	0	5	2	0	0	15	10.0	
RADFORD	11/22/16	*	29	0	3	.000	0	2	.000	4	4	1.000	1	4	5	5.5	1	0	0	2	1	1	4	8.5	
vs East Carolina	11/25/16	*	20	4	10	.400	2	5	.400	0	0	.000	3	2	5	5.4	4	0	0	0	1	0	10	8.8	
vs Akron	11/26/16	*	29	2	5	.400	1	3	.333	0	0	.000	1	5	6	5.5	1	0	1	2	0	1	5	8.2	
DAVIDSON	11/29/16	*	16	1	3	.333	1	3	.333	1	2	.500	0	5	5	5.4	0	0	1	3	0	0	4	7.6	
at George Mason	12/3/16	*	21	0	2	.000	0	0	.000	0	0	.000	2	5	7	5.6	3	0	3	0	0	0	0	6.6	
Totals			8	185	18	41	.439	6	20	.300	11	12	.917	14	31	45	5.6	13	0	14	14	3	2	53	6.6

CAREER STATISTICS

Season	gp-gs	min/avg	Total		3-Point		F-Throws		Rebounds										Scoring	
			fg-fga	pct	fg-fga	pct	ft-fga	pct	off	def	tot	avg	pf	fo	ast	to	blk	stl	pts	avg
2014-15	31-1	397/12.8	61-116	.526	12-27	.444	25-37	.676	39	62	101	3.3	34	0	14	16	6	14	159	5.1
2015-16	34-34	987/29.0	138-320	.431	48-135	.356	73-93	.785	82	202	284	8.4	81	2	66	50	11	29	397	11.7
2016-17	8-8	185/23.1	18-41	.439	6-20	.300	11-12	.917	14	31	45	5.6	13	0	14	14	3	2	53	6.6
TOTAL	73-43	1569/21.5	217-477	.455	66-182	.363	109-142	.768	135	295	430	5.9	128	2	94	80	20	45	609	8.3



Darius ROY

G • 6-2 • 170 • Fr. • HS

Lawton, Okla. / Lawton Eisenhower HS

BIO

HIGH SCHOOL

- Led team to 2015 State Championship
- Named to 2015 State All-Tournament Team
- Named to VYPE PReseason Top 50 in the Class of 2016

20

TOP PERFORMANCES

Points:2, 4x, Davidson (11/29/16)
 Rebounds: . 5, 2x, Georgia Southern (11/20/16)
 Assists: 1, 2x, Georgia Southern (11/20/16)
 Steals:2, vs Florida (11/13/16)
 FG made: 1, 3x, Davidson (11/29/16)
 FG attempts:8, Davidson (11/29/16)
 3FG attempts:2, Brewton-Parker (11/11/16)
 FT made:2, vs Florida (11/13/16)
 FT attempts:4, vs Florida (11/13/16)
 Minutes..... 16, Davidson (11/29/16)

2016-17 GAME-BY-GAME STATISTICS

Opponent	Date	GS	Min	FG	FGA	Pct	3FG	FGA	Pct	FT	FTA	Pct	O	D	Tot	Avg	PF	FO	A	TO	Blk	Stl	Pts	Avg
BREWTON-PARKER	11/11/16		6	1	3	.333	0	2	.000	0	0	.000	1	1	2	2.0	0	0	0	1	0	0	2	2.0
vs Florida	11/13/16		12	0	3	.000	0	0	.000	2	4	.500	2	3	5	3.5	1	0	1	0	0	2	2	2.0
GA. SOUTHERN	11/20/16		9	0	2	.000	0	0	.000	0	0	.000	2	3	5	4.0	0	0	1	0	0	1	0	1.3
RADFORD	11/22/16		2	0	1	.000	0	1	.000	0	0	.000	0	0	0	3.0	0	0	0	0	0	0	0	1.0
vs East Carolina	11/25/16		3	0	0	.000	0	0	.000	0	0	.000	0	0	0	2.4	0	0	0	0	0	0	0	0.8
vs Akron	11/26/16		5	1	2	.500	0	0	.000	0	0	.000	1	1	2	2.3	1	0	0	0	0	0	2	1.0
DAVIDSON	11/29/16		16	1	8	.125	0	0	.000	0	0	.000	1	0	1	2.1	1	0	0	0	0	0	2	1.1
at George Mason	12/3/16		4	0	0	.000	0	0	.000	0	0	.000	0	0	0	1.9	1	0	0	0	0	0	0	1.0
Totals		0	57	3	19	.158	0	3	.000	2	4	.500	7	8	15	1.9	4	0	2	1	0	3	8	1.0

CAREER STATISTICS

			Total		3-Point		F-Throws		Rebounds											Scoring	
Season	gp-gs	min/avg	fg-fga	pct	fg-fga	pct	ft-fta	pct	off	def	tot	avg	pf	fo	ast	to	blk	stl	pts	avg	
2016-17	8-0	57/7.1	3-19	.158	0-3	.000	2-4	.500	7	8	15	1.9	4	0	2	1	0	3	8	1.0	
TOTAL	8-0	57/7.1	3-19	.158	0-3	.000	2-4	.500	7	8	15	1.9	4	0	2	1	0	3	8	1.0	



Demetre
RIVERS

G • 6-8 • 180 • Jr. • 2L
Ladson, S.C. / Stratford HS

BIO

2015-16

- Career-high 22 points at Wofford (2/11/16)
- 16 points and career-high 9 rebounds vs. The Citadel (2/6)
- 17 games of 10+ points

2014-15

- Hit a 3-pointer, had a steal and an assist in debut against Piedmont (11/14)
- First career rebound at Western Carolina (1/22)

HIGH SCHOOL

- 2x All-State, 3x All-Region performer
- Averaged 18.1 points, 7.1 rebounds per game
- Selected to play in NC vs. SC All-Star game

PERSONAL

- Full name is Demetre Earl Rivers
- Born on December 7, 1995
- Son of Kenneth and Wanda Rivers

23

TOP PERFORMANCES


Points:22, at Wofford (2/11/16)
FG Made:8, 2x, vs. Brewton-Parker (11/11/16)
FG Att:19, at Arkansas (12/19/15)
3-Point FGs:4, at Wofford (2/11/16)
3-Point FGA:8, at Wofford (2/11/16)
FT Made:10, vs. Hiwassee (12/2/15)
FT Att:11, 2x, vs. Alcorn State (12/5/15)
Rebounds:9, vs. The Citadel (2/6/16)
Assists:4, 2x, at Wofford (2/11/16)
Blocks:2, vs. WCU (2/18/16)
Steals:2, 2x, at WCU (1/24/16)
Minutes:38, vs. Chattanooga (2/8/16)

2016-17 GAME-BY-GAME STATISTICS

Opponent	Date	GS	Min	FG	FGA	Pct	3FG	FGA	Pct	FT	FTA	Pct	O	D	Tot	Avg	PF	FO	A	TO	Blk	Stl	Pts	Avg
BREWTON-PARKER	11/11/16	*	31	8	15	.533	2	5	.400	0	0	.000	2	2	4	4.0	2	0	1	1	0	0	18	18.0
vs Florida	11/13/16	*	16	1	4	.250	0	2	.000	0	0	.000	0	1	1	2.5	5	1	2	2	0	0	2	10.0
GA. SOUTHERN	11/20/16	*	22	3	4	.750	1	2	.500	6	7	.857	0	3	3	2.7	2	0	1	2	0	0	13	11.0
RADFORD	11/22/16	*	33	7	7	1.000	1	1	1.000	1	1	1.000	0	2	2	2.5	4	0	2	2	0	0	16	12.3
vs East Carolina	11/25/16	*	39	4	9	.444	2	6	.333	0	0	.000	1	1	2	2.4	3	0	1	1	1	1	10	11.8
vs Akron	11/26/16	*	34	3	5	.600	2	4	.500	4	6	.667	2	0	2	2.3	3	0	2	3	0	0	12	11.8
DAVIDSON	11/29/16	*	23	2	5	.400	0	2	.000	2	2	1.000	0	1	1	2.1	1	0	0	4	1	0	6	11.0
at George Mason	12/3/16	*	35	7	10	.700	2	4	.500	0	0	.000	1	2	3	2.3	2	0	2	1	1	1	16	11.6
Totals		8	233	35	59	.593	10	26	.385	13	16	.813	6	12	18	2.3	22	1	11	16	3	2	93	11.6

CAREER STATISTICS

			Total		3-Point		F-Throws		Rebounds											Scoring	
Season	gp-gs	min/avg	fg-fga	pct	fg-fga	pct	ft-fta	pct	off	def	tot	avg	pf	fo	ast	to	blk	stl	pts	avg	
2014-15	21-0	43/2.0	1-8	.125	1-5	.200	3-4	.750	0	1	1	0.0	7	0	1	5	2	1	6	0.3	
2015-16	34-33	823/24.2	112-260	.431	43-115	.374	64-74	.865	52	57	109	3.2	52	0	29	55	9	12	331	9.7	
2016-17	8-8	233/29.1	35-59	.593	10-26	.385	13-16	.813	6	12	18	2.3	22	1	11	16	3	2	93	11.6	
TOTAL	63-41	1099/17.4	148-327	.453	54-146	.370	80-94	.851	58	70	128	2.0	81	1	41	76	14	15	430	6.8	



Ross CUMMINGS

G • 6-3 • 165 • Fr. • HS

Dickson, Tenn. / Creek Wood HS

BIO

HIGH SCHOOL

- Led team to 31-2 record in junior season and first state quarterfinals appearance in school history
- Rated the No. 8 player in Tennessee in 2016 class by Hoop Seen

24

TOP PERFORMANCES

Points:3, Brewton-Parker (11/11/16)
 Rebounds:3, vs Florida (11/13/16)
 Assists:2, vs Florida (11/13/16)
 Steals:1, Radford (11/22/16)
 FG made:1, 2x, vs Florida (11/13/16)
 FG attempts:4, Davidson (11/29/16)
 3FG made:1, Brewton-Parker (11/11/16)
 3FG attempts: .3, Georgia Southern (11/20/16)
 Minutes:16, Ga. Southern (11/20/16)

2016-17 GAME-BY-GAME STATISTICS

Opponent	Date	GS	Min	FG	FGA	Pct	3FG	FGA	Pct	FT	FTA	Pct	O	D	Tot	Avg	PF	FO	A	TO	Blk	Stl	Pts	Avg
BREWTON-PARKER	11/11/16	11	1	1	11.000	1	1	1.000	0	0	.000	0	0	0	0.0	0	0	1	0	0	0	3	3.0	
vs Florida	11/13/16	12	1	3	.333	0	0	.000	0	0	.000	2	1	3	1.5	2	0	2	1	0	0	2	2.5	
GA. SOUTHERN	11/20/16	16	0	3	.000	0	3	.000	0	0	.000	0	0	0	1.0	0	0	0	1	0	0	0	1.7	
RADFORD	11/22/16	7	0	1	.000	0	1	.000	0	0	.000	0	0	0	0.8	0	0	0	0	0	1	0	1.3	
vs East Carolina	11/25/16	DNP																						
vs Akron	11/26/16	2	0	0	.000	0	0	.000	0	0	.000	0	0	0	0.6	0	0	0	0	0	0	0	1.0	
DAVIDSON	11/29/16	13	0	4	.000	0	2	.000	0	0	.000	2	0	2	0.8	1	0	0	0	0	0	0	0.8	
at George Mason	12/3/16	2	0	0	.000	0	0	.000	0	0	.000	0	0	0	0.7	0	0	0	0	0	0	0	0.7	
Totals		0	63	2	12	.167	1	7	.143	0	0	.000	4	1	5	0.7	3	0	3	2	0	1	5	0.7

CAREER STATISTICS

			Total		3-Point		F-Throws		Rebounds											Scoring	
Season	gp-gs	min/avg	fg-fga	pct	fg-fga	pct	ft-fta	pct	off	def	tot	avg	pf	fo	ast	to	blk	stl	pts	avg	
2016-17	7-0	63/9.0	2-12	.167	1-7	.143	0-0	.000	4	1	5	0.7	3	0	3	2	0	1	5	0.7	
TOTAL	7-0	63/9.0	2-12	.167	1-7	.143	0-0	.000	4	1	5	0.7	3	0	3	2	0	1	5	0.7	



Rashad LEWIS

G • 5-8 • 156 • Jr. • JC
Valdosta, Ga. / Tallahassee CC

BIO

2015-16 (Tallahassee CC)

- Named FCSAA/NJCAA Region All-Tourney team and all-conference honors
- Scored 11.8 points per game, averaged 3.2 three-point made baskets per game ranking 11th in the country
- Shot .420 from behind the arc
- Scored 20+ points on six occasions, career high was 26

HIGH SCHOOL

- Averaged 21.2 ppg as a junior, 19.3 ppg his senior year
- Named Region Player of the Year his senior season

PERSONAL

- Originally from Brooklyn, N.Y.

25

TOP PERFORMANCES

Points:3, 2x, Radford (11/22/16)
Rebounds:2, vs East Carolina (11/25/16)
Assists:7, Radford (11/22/16)
Steals:1, 2x, vs Florida (11/13/16)
FG made:1, 4x, Davidson (11/29/16)
FG attempts:6, Davidson (11/29/16)
3FG made:1, Radford (11/22/16)
3FG attempts:2, 3x, Davidson (11/29/16)
FT made:1, 2x, vs Florida (11/13/16)
FT attempts:2, 2x, vs Florida (11/13/16)
Minutes:16, Davidson (11/29/16)

2014-15 (Tallahassee CC)

- Averaged 6.4 ppg, Made 80 pct. of free throws
- Second on team with 35 steals

2016-17 GAME-BY-GAME STATISTICS

Opponent	Date	GS	Min	FG	FGA	Pct	3FG	FGA	Pct	FT	FTA	Pct	O	D	Tot	Avg	PF	FO	A	TO	Blk	Stl	Pts	Avg
BREWTON-PARKER	11/11/16	15	1	2	.500	0	1	.000	1	2	.500	0	1	1	1.0	0	0	2	0	0	1	3	3.0	
vs Florida	11/13/16	12	0	2	.000	0	0	.000	1	2	.500	0	0	0	0.5	2	0	0	2	0	1	1	2.0	
GA. SOUTHERN	11/20/16	8	0	2	.000	0	2	.000	0	0	.000	0	1	1	0.7	0	0	2	0	0	0	0	1.3	
RADFORD	11/22/16	14	1	2	.500	1	2	.500	0	0	.000	0	0	0	0.5	0	0	7	1	0	0	3	1.8	
vs East Carolina	11/25/16	10	1	2	.500	0	1	.000	0	0	.000	0	2	2	0.8	3	0	3	0	0	0	2	1.8	
vs Akron	11/26/16	7	0	0	.000	0	0	.000	0	0	.000	0	0	0	0.7	0	0	0	1	0	0	0	1.5	
DAVIDSON	11/29/16	16	1	6	.167	0	2	.000	0	0	.000	0	1	1	0.7	1	0	4	0	0	0	2	1.6	
at George Mason	12/3/16	5	0	2	.000	0	2	.000	0	0	.000	0	0	0	0.6	2	0	1	0	0	0	0	1.4	
Totals		0	87	4	18	.222	1	10	.100	2	4	.500	0	5	5	0.6	8	0	19	4	0	2	11	1.4

CAREER STATISTICS

			Total		3-Point		F-Throws		Rebounds											Scoring	
Season	gp-gs	min/avg	fg-fga	pct	fg-fga	pct	ft-fta	pct	off	def	tot	avg	pf	fo	ast	to	blk	stl	pts	avg	
2016-17	8-0	87/10.9	4-18	.222	1-10	.100	2-4	.500	0	5	5	0.6	8	0	19	4	0	2	11	1.4	
TOTAL	8-0	87/10.9	4-18	.222	1-10	.100	2-4	.500	0	5	5	0.6	8	0	19	4	0	2	11	1.4	



Mac BRYDON

C • 6-10 • 280 • Fr. • HS

Charlotte, N.C. / Carmel Christian HS

BIO

HIGH SCHOOL

- Led team to undefeated conference slate and tournament championship his senior year, named all-conference
- Led team in rebounds and blocks for 3 straight seasons
- Graduated with 4.0 GPA, received AASCI Award for highest cumulative math grade in 2015 and 2016

33

TOP PERFORMANCES

2016-17 GAME-BY-GAME STATISTICS

Opponent	Date	GS	Min	FG	FGA	Pct	3FG	FGA	Pct	FT	FTA	Pct	O	D	Tot	Avg	PF	FO	A	TO	Blk	Stl	Pts	Avg
.																								
Totals																								

CAREER STATISTICS



JJ
N’GANGA

C • 6-10 • 250 • R-Sr. • TR
Aubervilliers, France / New Mexico

BIO

2015-16 (New Mexico)

• Did not play due to injury, awarded medical redshirt

2014-15 (New Mexico)

• Averaged 6.4 ppg, Made 80 pct. of free throws
• Second on team with 35 steals

HIGH SCHOOL

• Attended Sunrise Christian Academy in Wichita, Kan.
• Led team to 25-4 record his senior year

PERSONAL

• Full name is Jean-Jacques Francis N’Ganga
• The oldest of four children

JuCo (Northern Oklahoma College-Tonkawa)

• Played two seasons (2012-13, 2013-14) at NOC-Tonkawa
• Averaged 6.0 points and 5.4 rebounds per game
• Shot .468 from the field as a sophomore
• Awarded Hays Scholarship - given to player w/best GPA

2016-17 GAME-BY-GAME STATISTICS

Opponent	Date	GS	Min	FG	FGA	Pct	3FG	FGA	Pct	FT	FTA	Pct	O	D	Tot	Avg	PF	FO	A	TO	Blk	Stl	Pts	Avg
BREWTON-PARKER	11/11/16	6	1	2	.500	0	0	.000	1	2	.500	0	0	0	0.0	0	0	0	0	1	1	0	3	3.0
vs Florida	11/13/16	13	0	3	.000	0	0	.000	1	2	.500	0	0	0	0.0	4	0	0	0	0	1	1	2.0	
GA. SOUTHERN	11/20/16	2	0	0	.000	0	0	.000	0	0	.000	0	0	0	0.0	0	0	0	0	0	0	0	0	1.3
RADFORD	11/22/16	8	0	2	.000	0	0	.000	0	0	.000	0	0	0	0.0	1	0	0	0	0	0	0	0	1.0
vs East Carolina	11/25/16	6	0	0	.000	0	0	.000	0	0	.000	0	2	2	0.4	0	0	0	0	0	1	0	0	0.8
vs Akron	11/26/16	7	0	1	.000	0	0	.000	0	0	.000	1	0	1	0.5	0	0	0	0	1	0	0	0	0.7
DAVIDSON	11/29/16	20	4	5	.800	0	0	.000	0	1	.000	5	8	13	2.3	1	0	0	2	1	0	8	1.7	
at George Mason	12/3/16	9	0	1	.000	0	0	.000	0	0	.000	0	2	2	2.3	0	0	1	1	0	0	0	1.5	
Totals		0	71	5	14	.357	0	0	.000	2	5	.400	6	12	18	2.3	6	0	1	5	3	1	12	1.5

TOP PERFORMANCES

Points: 9, vs. Boston College (11/20/14)^
FG Made:.....4, 2x, Davidson (11/29/16)
FG Att:6, 2x, vs. Utah State (02/07/15)^
3-Point FGs: N/A
3-Point FGA: N/A
FT Made: 4, 2x, at UNLV (01/21/15)
FT Att: 5, 2x, vs. Fresno State (12/31/14)^
Rebounds: 13, Davidson (11/29/16)
Assists: 2, at Colorado State (02/10/15)^
Blocks: 2, vs. Boston College (11/20/14)^
Steals: 1, 2x, vs Florida (11/13/16)
Minutes: 25, vs. Boston College (11/20/14)^

^ - denotes from New Mexico

CAREER STATISTICS

Season	gp-gs		Total		3-Point		F-Throws		Rebounds										Scoring	
			fg-fga	pct	fg-fga	pct	ft-fta	pct	off	def	tot	avg							pts	avg
2014-15*	29-0	344/11.9	36-61	.590	0-0	.000	22-36	.611	18	30	48	1.7	54	1	6	31	5	1	94	3.2
2016-17	8-0	71/8.9	5-14	.357	0-0	.000	2-5	.400	6	12	18	2.3	6	0	1	5	3	1	12	1.5
TOTAL	8-0	71/8.9	5-14	.357	0-0	.000	2-5	.400	6	12	18	2.3	6	0	1	5	3	1	12	1.5
All*	37-0	415/11.2	41-75	.547	0-0	.000	24-41	.585	24	42	66	1.8	60	1	7	36	8	2	106	2.9

* Statistics from prior team/school



Andrew FISHLER

C • 7-1 • 218 • R-Sr. • 1L
Cumming, Ga. / Gulf Coast State

BIO

2015-16

- Career-high 20 points & 10 rebounds vs. Citadel (2/6)
- Career-best 8 blocks vs. Chattanooga (2/8)
- Scored 9 points in Mercer debut vs. Allen (11/13)

2014-15

- Redshirted season

2012-14 (Gulf Coast CC)

- Averaged 5.3 points, 4.8 boards and 2.6 blocks as a sophomore
- Holds program block records for single-game (6), season (76) and career (146)

HIGH SCHOOL

- Holds Georgia block records for single-game (18), season (212) and career (308)
- Averaged 13.6 points and 8.1 rebounds per game as a senior

PERSONAL

- Son of Todd and Nancy Fishler
- Has two brothers and one sister
- Born on August 24, 1993

55

TOP PERFORMANCES

Points:20, The Citadel (02/06/16)
 Rebounds:10, The Citadel (02/06/16)
 Assists:1, 3x, Ga. Southern (11/20/16)
 Steals:1, 2x, Hiwassee (12/02/15)
 Blocks:8, Chattanooga (02/08/16)
 FG made:7, The Citadel (02/06/16)
 FG attempts:9, The Citadel (02/06/16)
 FT made:6, The Citadel (02/06/16)
 FT attempts:9, The Citadel (02/06/16)
 Minutes:20, vs. Chattanooga (2/8/16)

2016-17 GAME-BY-GAME STATISTICS

Opponent	Date	GS	Min	FG	FGA	Pct	3FG	FGA	Pct	FT	FTA	Pct	O	D	Tot	Avg	PF	FO	A	TO	Blk	Stl	Pts	Avg
BREWTON-PARKER	11/11/16		10	0	2	.000	0	0	.000	1	2	.500	1	2	3	3.0	1	0	0	0	0	0	1	1.0
vs Florida	11/13/16		10	1	3	.333	0	0	.000	3	5	.600	1	0	1	2.0	2	0	0	0	1	0	5	3.0
GA. SOUTHERN	11/20/16		11	3	5	.600	0	0	.000	1	1	1.000	2	2	4	2.7	2	0	1	0	1	0	7	4.3
RADFORD	11/22/16		12	0	2	.000	0	0	.000	2	2	1.000	1	3	4	3.0	1	0	0	1	5	0	2	3.8
vs East Carolina	11/25/16		4	0	0	.000	0	0	.000	0	0	.000	0	0	0	2.4	0	0	0	0	0	0	0	3.0
vs Akron	11/26/16		7	1	2	.500	0	0	.000	0	0	.000	1	0	1	2.2	4	0	0	1	0	0	2	2.8
DAVIDSON	11/29/16		9	2	3	.667	0	0	.000	0	0	.000	2	1	3	2.3	1	0	0	0	0	1	4	3.0
at George Mason	12/3/16		3	1	2	.500	0	0	.000	0	0	.000	0	0	0	2.0	2	0	0	0	0	0	2	2.9
Totals		0	66	8	19	.421	0	0	.000	7	10	.700	8	8	16	2.0	13	0	1	2	7	1	23	2.9

CAREER STATISTICS

			Total		3-Point		F-Throws		Rebounds											Scoring	
Season	gp-gs	min/avg	fg-fga	pct	fg-fga	pct	ft-fta	pct	off	def	tot	avg	pf	fo	ast	to	blk	stl	pts	avg	
2015-16	31-6	239/7.7	33-69	.478	0-0	.000	21-35	.600	18	40	58	1.9	33	0	2	16	23	2	87	2.8	
2016-17	8-0	66/8.3	8-19	.421	0-0	.000	7-10	.700	8	8	16	2.0	13	0	1	2	7	1	23	2.9	
TOTAL	39-6	305/7.8	41-88	.466	0-0	.000	28-45	.622	26	48	74	1.9	46	0	3	18	30	3	110	2.8	